




*One* **MISSION**  
2019-2020 SEASON

**MEDIA GUIDE**

 **TOYOTA CENTER**





## **Houston Rockets 2019-20 Media Guide**

**Toyota Center (1510 Polk Street Houston, TX 77002)**

**(713) 758-7200**

**Edited and Compiled by Sean McCloskey**

**Cover Design by Jose Lopez**

**Editorial Assistance by Tracey Hughes & Tomorrow Huff**

© 2019 Houston Rockets

The information contained in this publication was compiled by the Houston Rockets and is provided as a courtesy to our fans and the press and may be used only for personal or editorial purposes. Any commercial use of this information is prohibited without the prior written consent of the Houston Rockets. All NBA and team insignia depicted in this publication are the property of NBA Properties, Inc. and the respective teams of the NBA and may not be reproduced for commercial purposes without the prior written consent of NBA Properties, Inc. Photography by Bill Baptist and NBA Photos. Printing by CPY of Houston.



# Table of Contents

## General Information

2019 Preseason Roster.....	Inside Front Cover
Media Guide Credits.....	1
Table of Contents.....	2
Media Information.....	3
Rockets Directory.....	4-5
Owner Tilman J. Fertitta.....	6-7

## Basketball Operations

Head Coach Mike D'Antoni.....	10
Rockets Basketball Staff.....	11
Rockets Medical Staff.....	12

## Players

Ryan Anderson.....	14-16
Jaron Blossomgame.....	17-18
Clint Capela.....	19-21
Tyson Chandler.....	22-25
Gary Clark.....	26-27
Chris Clemons.....	28-29
Michael Frazier.....	30
Eric Gordon.....	31-33
Gerald Green.....	34-37
James Harden.....	38-41
Isaiah Hartenstein.....	42-43
Danuel House Jr.....	44-45
Ben McLemore.....	46-47
Nenê.....	48-51
Shamorie Ponds.....	52-53
Austin Rivers.....	54-56
Thabo Sefolosha.....	57-59
P.J. Tucker.....	60-62
Russell Westbrook.....	63-66

## Business Team

Rockets Executives.....	70
Rockets Business Team & Broadcasters.....	71-77
Rockets Entertainers.....	78-79
Clutch City Foundation & Community.....	80-82
Toyota Center.....	83
Rockets Championships.....	84-85

## 2018-19 In Review

Season Statistics & Transactions.....	88
Game-by-Game Results.....	89
Season Highs.....	90
Season Breakdown.....	91
Game-by-Game Statistics.....	92-93
Superlatives.....	94
Miscellaneous Statistics.....	95
Quarter-by-Quarter Scoring.....	96
Miscellaneous Scoring.....	97
Standings.....	98
League Leaders.....	99
Team Statistics.....	100-103
Key Dates/ Officiating Crew.....	104

## Records

Rockets Career Leaders.....	105-106
Rockets 40-Point Club.....	107-108
Opponents 40-Point Club.....	109-110
Rockets Team Records.....	111-114
Opponents Team Records.....	115-117
Rockets Individual Records.....	118-121
Opponents Individual Records.....	122
Rockets Rookie Records.....	123
Rockets All-Time Coaching Summary.....	123
Toyota Center Team Records.....	124-125
Toyota Center Individual Records.....	126-127
Rockets All-Time Preseason Records.....	127
Triple-Doubles.....	128
Record by Months.....	129
Rockets Conference/Division Records.....	130
Yearly Streaks.....	131
Record vs. Opponents & Overtime.....	132
High Scorers vs. Opponents.....	133
Rockets Miscellaneous Records.....	134

## History

History of the Rockets.....	136-137
The 22-Game Winning Streak.....	138-139
Overall Record.....	140
Home Attendance.....	141
Retired Numbers: Clyde Drexler.....	142-143
Retired Numbers: Moses Malone.....	144-145
Retired Numbers: Calvin Murphy.....	146-147
Retired Numbers: Hakeem Olajuwon.....	148-149
Retired Numbers: Rudy Tomjanovich.....	150-151
Retired Numbers: Yao Ming.....	152-153
Carroll Dawson.....	154
Rockets in the Hall of Fame.....	155-156
Rockets NBA Honors.....	156-157
Rockets in All-Star Games.....	158-159
Rockets on U.S. National Teams.....	160
Rockets All-Decade Teams.....	160
Rockets Dates & Deals.....	161-174
The Last Time.....	175
Rockets in the Draft.....	176-178
All-Time Starting Lineups.....	179-181
All-Time Uniform Numbers.....	182-184
Ownership Chronology.....	184
Year-by-Year Team Statistics.....	185-236
Rockets All-Time Roster.....	237-268

## Playoffs

Rockets in the Playoffs.....	270
Year-by-Year Results.....	271-278
Year-by-Year Statistics.....	279-287
Cumulative Playoff Statistics.....	288
Rockets All-Time Playoff Leaders.....	289-290
Best Playoff Series.....	290
Playoff 40-Point Club.....	291
Playoff Statistical Achievements.....	291
Playoff Records.....	292-295
Playoff Series Records.....	296

## Opponents Information

NBA Directory.....	298
Atlanta Hawks.....	299
Boston Celtics.....	300
Brooklyn Nets.....	301
Charlotte Hornets.....	302
Chicago Bulls.....	303
Cleveland Cavaliers.....	304
Dallas Mavericks.....	305
Denver Nuggets.....	306
Detroit Pistons.....	307
Golden State Warriors.....	308
Indiana Pacers.....	309
Los Angeles Clippers.....	310
Los Angeles Lakers.....	311
Memphis Grizzlies.....	312
Miami Heat.....	313
Milwaukee Bucks.....	314
Minnesota Timberwolves.....	315
New Orleans Pelicans.....	316
New York Knicks.....	317
Oklahoma City Thunder.....	318
Orlando Magic.....	319
Philadelphia 76ers.....	320
Phoenix Suns.....	321
Portland Trail Blazers.....	322
Sacramento Kings.....	323
San Antonio Spurs.....	324
Toronto Raptors.....	325
Utah Jazz.....	326
Washington Wizards.....	327

## NBA G League

NBA G League Information.....	328-329
G League 2017-18 In Review.....	330
Rio Grande Valley Vipers.....	331





# Rockets Directory

## Executive

Owner .....	Tilman J. Fertitta
Chief Executive Officer .....	Thaddeus B. Brown
General Counsel .....	Rafael Stone
Executive Vice President & General Counsel, Fertitta Entertainment .....	Steve Scheinthal
Executive Vice President & CFO, Fertitta Entertainment .....	Rick Liem
Associate General Counsel .....	Clay Allen
Vice President, Corporate Development .....	John R. Croley
Director, Fertitta Entertainment .....	Michael C. Fertitta
Director, Fertitta Entertainment .....	Patrick J. Fertitta
General Manager, Senior Vice President Toyota Center .....	Doug Hall
Vice President, Ticketing .....	Zee French
Chief Financial Officer .....	Marcus Jolibois
Vice President, Finance .....	Larry Kaiser
Executive Assistant to CEO .....	Leticia Magana
AGM of Toyota Center/VP, Arena Operations .....	Scott Manley
Chief Revenue Officer .....	Gretchen Sheirr
Senior Vice President, Marketing .....	Ken Sheirr

## Basketball Operations

General Manager .....	Daryl Morey
Head Coach .....	Mike D'Antoni
Assistant Coaches .....	Elston Turner, Brett Gunning, Matt Brase, Dan Hartfield
Senior Vice President of Basketball Operations .....	Keith Jones
Head Athletic Trainer, Director of Athlete Care & Science .....	Jason Biles
Basketball Operations Staff .....	Mahmoud Abdelfattah, Devan Blair, Tara Boening, Andres Cardenas, Willie Cruz, Will Dunn Thibaud Fraisse, Motoki Fujii, Javair Gillette, Daniel Hartfield, Jeremy Hassler, Chuck Hayes, Brent Johnson, Fan-Hal Koung, Ed Kupfer, John Lucas, Monte McNair, Anthony Nila, Jim Paulis, Ed Pinkney, Marko Radovanovic, Jason Roman, Travis Stockbridge, Eli Witus
Team Healthcare Provider .....	Memorial Hermann
Medical Staff .....	Dr. Walter Lowe, Dr. James Muntz, Dr. Steven Flores, Dr. David Crumbie, Dr. Alfred Mansour, Dr. Rod Foroozan, Thomas O'Brien, D.D.S., Dr. Rehal Bhojani, Dr. Jason James

## Box Office

Senior Director, Ticket Operations .....	Eric Marglous
Director, Ticket Operations .....	Calvin Washington
Manager, Ticket & Box Office Operations .....	Zanetta Jones
Ticket Operations Representative .....	Chrystal Martin
Ticket Operations Coordinator .....	Trey Ousler
Box Office Supervisor .....	Theresa Dibrell

## Broadcasting

Television Announcers .....	Bill Worrell, Matt Bullard, Clyde Drexler, Craig Ackerman (AT&T SportsNet)
Radio Announcers .....	Craig Ackerman, Matt Thomas (KBME SportsTalk 790 AM, KTRH NewsRadio 740 AM)
Spanish Radio Announcer .....	Adrian Chavarria (La Ranchera KEYH 850 AM & KNTE 101.7 FM)

## Corporate Development

Senior Director, Corporate Partner Services .....	Dawn Keen
Director, Strategic Development, China .....	Sunshine Rogers
Director, Corporate Sales .....	Dave Krueger, RJ Mata, Tom Severino
Senior Manager, Partnership Activation .....	Zack Devine, Shannon Fischer, Avani Sharma
Manager, Partnership Activation .....	Randelyn Carpenter, Evan Peraza
Corporate Development Coordinator .....	Morgan Anderson
Corporate Creative Manager .....	Zach Shelton
Corporate Partner Activation Specialist, China .....	Christine Hao
Corporate Development Activation Manager, China .....	Youyou Luo

## Finance & Administration

Sr. Director, Human Resources .....	Kristen Harper
Director, IT & Telecommunications .....	Okpara Young
Manager, Administrative Services .....	Terri Glenn
Manager, Network Operations .....	Brian Brown
Manager, Accounting .....	Lewis Madsen
Telecommunications Supervisor .....	Danny Jackson
Senior Staff Accountant .....	Zainab Rahim
Staff Accountants .....	Sonia Ortiz, Phuong Tran
Payroll Coordinator .....	Maranda Stephens
Senior Human Resources Generalist .....	Sonia Jethva
Employment Coordinator .....	Noelia Montero
Administrative Services Coordinator .....	Michael Moore
IT Systems Coordinator .....	Billy Mouchan
AP Coordinator .....	Jacqueline Muckelroy
Senior Receptionist .....	Sandra Banks

## Marketing & Strategy

Senior Creative Director .....	José Lopez
Senior Director, Digital Marketing .....	Paul Suarez
Director, Community Relations .....	Sarah Joseph
Director, Entertainment .....	Natalie Alvarado
Director, Video Production & Broadcast Operations .....	Matthew Tape
Director, Programming .....	Jim Adessa
Director, Retail Operations .....	Kara Infante
Director, Digital Content Strategy .....	Steven Goldfried
Manager, Community Relations .....	Hai Duong
Manager, Events .....	Leilani Borbon Costa
Manager Digital Development & Design .....	Micah Kamla
Marketing Manager .....	Hunter Segesta
Senior Producer .....	Michael Canella

# Rockets Directory

Senior Events Coordinator .....	Chrislord Templonuevo
Senior Programming Coordinator.....	Taylor French
Senior Digital Communications Coordinator.....	Hiren Joshi
Senior Retail Operations Coordinator.....	Paul Espinosa
Digital Content Coordinators .....	Kris Handoyo, Lindsay Scheinthal
Motion Graphics Designer .....	David Congdon
Rockets Video Editor & Videographer .....	Terrance Daniels
Producer .....	Ben Sledge, Paul Woo
Video Editor .....	Zach Lee
Graphic Designers.....	Sandra Lara, Clint Self
Mascot .....	Lane Hamilton
Entertainment Specialist .....	Dominic Davila
Creative Media Specialist.....	O'Shea Woodhouse
Mandarin Social Media Specialist.....	Jason Shi
Senior Community Relations Coordinator .....	Ricky Gomez
Retail Operations Coordinator .....	Kesha Patterson, Joaquin Vargas

## Media & Player Relations

Vice President, Media & Player Relations .....	Tracey Hughes
Senior Manager, Media Relations .....	Sean McCloskey
Manager, Player Relations .....	Shakira Wardally
Coordinator, Media Relations .....	Tomorrow Huff

## Sales & Services

Senior Director, Suite Activation & Development.....	Sarah Gibson
Director, Ticket Services .....	Chris Costa
Director, Ticket Sales.....	Cody Haynes
Director, Strategy & Analytics .....	Winston Lin
Premium Service Executive.....	Samantha Robison
Senior Manager, Ticket Sales.....	Jesse Salazar
Manager, Premium Accounts.....	Lindsey Abowd, Brandon Moss
Manager, Suite Accounts.....	Cortez Nichols, Courtney Hager
Manager, Group Sales.....	Andrew Cornutt
Manager, Member Experience .....	Alexa Verma
Manager, Ticket Services .....	Sheilita Young
Manager, Premium & Suite Activation .....	Jemina MacHarry
Manager, Suite & Premium Sales .....	Brandon Preece
Manager, Suite & Event Sales .....	Jared Capozzi
CRM Manager .....	Jennifer Harris
Group Sales Account Executives .....	Bailey Davis, Ashli Henk, Elizabeth Lloyd, Brady Tumlinson
Season Ticket Sales Account Executives.....	Jake Brown, Nicholas Buckley, Jacob Cain, Daniel Konteh, Kristen Newman, Jake Seaboch
Premium Sales Executive.....	Michael Dimitroff
Ticket Services Executives .....	Andre Barron, Samer Faris, Stephen Jones, Ragnar Hartzheim, Sarah Barry
Suite Sales Consultant .....	Amanda Goldstein
Business Analyst .....	Fabian Rojas
Suite Activation Coordinator .....	Samantha Webster
Ticket Sales and Services Coordinator .....	Hannah Parmer

## Toyota Center Operations

Senior Director, Booking & Event Operations.....	Hillary Thomas
Senior Director, Security & Guest Services .....	Bryant Savage
Director, Facility Operations .....	Carlos Sepulveda
Director, Scoreboard Operations.....	Doug Swan
Director, Guest Services.....	Cedrick Edwards
Assistant Director, Engineering .....	Edgar Portillo
Senior Manager Events Services .....	Rebecca Traylor
Manager, Security.....	Byron Johnson
Manager, Audio/Visual & Scoreboard .....	Scott Foulkrod
Manager, Guest Services .....	Jamie Pena
Manager, Facility Services .....	Juan Castillo
Assistant Manager, Facility Services .....	Cyrus Mitchell
Senior Maintenance Supervisor .....	Troy Ford
Senior Security Coordinator .....	Jasmine Harris
Audio/Visual Coordinator.....	Kevin Burgess
Event Services Coordinator.....	Jessie Lantz
Event Booking Coordinator.....	Eric Martin
Special Events Coordinator.....	Sarah Silva
Fan Experience Coordinator .....	Leroy Fountain
Event Services Coordinator.....	Ryan Thormaehlen
Quality Control Coordinator .....	Mike Muse
Lead Operator & Energy Management Technician.....	Roderick Collins
Lead Carpenter.....	Marcellus Henderson
Building Operators.....	Tajma Baker, Kelly Lemond, Paul Purczynsky
Building Electrician .....	Kyle Lucas, Daniel O'Malley
Building Carpenter .....	Don Allen
Maintenance Engineer.....	Jason Anderson, Jose Hernandez
Facility Services, Assistant Conversion Supervisor.....	Inmar Alvarez, Andre Coleman
Facility Services, Event Staff .....	Eddie Allen, Celestino Barcenas, Vincent Bradford, Richard Furgison, Kenya Freeman, Delondre Roy, Gregory Stafford
Facility Services/Shipping and Receiving.....	DJ Washington
Facility Services Administrative Assistant.....	Joshelyn Contreras



# Tilman J. Fertitta

Owner



Tilman J. Fertitta, a Houston native, is an accomplished businessman and recognized as a world leader in the dining, hospitality, entertainment and gaming industries and is often referred to as “the world’s richest restaurateur.” Fertitta the sole owner of Fertitta Entertainment which owns the restaurant giant Landry’s, the Golden Nugget Casinos and Hotels and the NBA’s Houston Rockets.

Through his restaurant and hospitality company Landry’s, Fertitta owns more than 600 properties in 36 states and in over 15 countries. He is also one of the largest employers in the nation with more than 60,000 employees. His restaurants include a signature collection of eateries, as well more than 60 different restaurant brands and award winning concepts. The Signature Group includes some of the world’s premier fine dining concepts, such as Mastro’s Steakhouse and Ocean Club, Morton’s The Steakhouse, The Oceanaire, Vic & Anthony’s, Brenner’s Steakhouse, Grotto, Atlantic Grill, La Griglia and Willie G’s, while the multi-unit restaurant brands include such well known favorites as Chart House, Landry’s Seafood House, Rainforest Cafe, Saltgrass Steak House, Bubba Gump Shrimp Company, Mitchell’s Fish Market, Dos Caminos, Bill’s Bar & Burger, Joe’s Crab Shack and McCormick & Schmick’s. Additionally, Fertitta owns 50% of Catch Hospitality – one of Los Angeles’ and New York’s most popular eateries, and is one of the principal shareholders in the fast growing restaurant platform for online ordering and secondary on-demand food delivery, Waitr.

He also owns and operates numerous gaming, hospitality and entertainment venues, including the iconic Golden Nugget Casino and Hotel brand, with 5 locations throughout the United States, including Las Vegas and Laughlin, Nevada; Atlantic City, New Jersey; Biloxi, Mississippi and Lake Charles, Louisiana. Fertitta also launched into the online internet gaming world in the state of New Jersey with GoldenNuggetCasino.com and has been recognized as the top iGaming operator in the country, receiving the top iGaming operator of the year award in 2016, 2017 and 2018. In the Houston/Galveston area, he owns the award-winning San Luis Resort, The Westin Houston Downtown and several other award-winning regional hotels. In March 2018, Fertitta opened the much anticipated Post Oak Hotel, the newest ultra-modern, luxury destination located in Uptown Houston. His entertainment destinations include the Galveston Island Historic Pleasure Pier, The Kemah Boardwalk, Downtown Aquarium Denver and Houston and Tower of The

Americas in San Antonio which are all featured on the Forbes, Travel Channel and USA Today’s top five lists of attractions.

In October 2017, Fertitta purchased the NBA’s Houston Rockets for a record \$2.2 Billion and is the sole owner of the team. During the first year as an NBA owner, the Houston Rockets advanced to the Western Conference Finals and set a record for the Most Wins in Franchise History.

An influential business figure, Fertitta starred in his own reality TV show on CNBC called Billion Dollar Buyer. Fertitta first debuted on the Forbes 400 list in 2012 and is frequently featured in the nation’s top financial and industry publications. He is also a frequent guest of prominent national business and sports programs on networks like CNBC, MSNBC, Bloomberg, ESPN and Fox. He is considered one of the foremost authorities in the restaurant, gaming, entertainment and hospitality industries and released his first business book “Shut up and Listen” with HarperCollins Publishers in September of 2019.

Fertitta’s many personal honors include - Entrepreneur of the Year Award from Ernst & Young and induction into the Texas Business Hall of Fame as the second youngest inductee. In 2012, he was named Amusement Today’s Person of the Year, and in 2013, he was named Casino Journal’s Executive of the Year and is one of Restaurant News’ top executive almost yearly. In honor of his contributions to the travel and tourism industry in Texas, Fertitta was the recipient of the Texas Travel Industry Association’s Heritage Award in 2016. In 2018, Fertitta was named Restaurateur of the Year by the Greater Houston Restaurant Association and named Executive of the Year by the Houston Sports Authority.

Fertitta believes in the importance of giving back to the community and devotes a substantial amount of time to civic service and charitable organizations. He currently serves as Chairman of the Board – Houston Police Foundation, Chairman of the Board - Houston Children’s Charity and is currently serving his sixth year as Chairman of the Board of Regents - University of Houston. In 2016, Fertitta contributed \$20 million dollars to fund the University of Houston Basketball team’s arena to be named “the Fertitta Center,” which opened in December 2018. He is on the Executive Committee of the Houston Livestock Show and Rodeo, which is one of the nation’s largest charitable organizations.

>>>Return to Table of Contents



**MORE FOR**  
*Everything*  
**THAT'S OUR THING**

AT&T keeps you connected so you can share all of Clutch City's most epic moments. More for your thing. That's our thing.

© 2018 AT&T Intellectual Property. All rights reserved. AT&T and the Globe logo are registered trademarks of AT&T Intellectual Property. All other marks are the property of their respective owners.



Proud Sponsor of the Houston Rockets

# Basketball Operations



Basketball Operations



## Mike D'Antoni Head Coach

Mike D'Antoni [dan-TONE-ee] was named the 13th head coach in Houston Rockets history on June 1, 2016. He has over a quarter of a century of coaching experience, including 15 seasons as a head coach in the NBA with a career mark of 628-499 (.557). In three seasons with D'Antoni at the helm, the Rockets have gone 173-73 and have the second-highest winning percentage (.703) of any team over that span.

The Rockets started last season by losing 14 of their first 25 games but went 42-15 the rest of the way and recorded the second-best winning percentage (.737) of any team dating back to games played on Dec. 11. Houston finished with 53 wins, giving D'Antoni his seventh season recording 50-plus wins as a head coach.

In 2017-18, D'Antoni led the Rockets to a franchise single season record 65 wins and pushed the eventual champion Golden State Warriors to Game 7 of the Western Conference Finals. It marked the first season in which the Rockets posted the best record in the NBA. Houston won 17 straight games from 1/28-3/7/18, marking the second-longest streak in franchise history.

After guiding the Rockets to 55-27 mark in his initial season with the team in 2016-17, D'Antoni was named NBA Coach of the Year. He became the eighth coach in league history to win multiple Coach of the Year awards. D'Antoni's first Coach of the Year award came after leading Phoenix to a franchise-high tying 62 wins in 2004-05.

D'Antoni's previous stint as a head coach came with the Los Angeles Lakers from 2012-13 through 2013-14. He joined the team a few games into the 2012-13 season and led L.A. to its last playoff appearance. The following season saw Kobe Bryant limited to just six games due to injury.

From 2008-09 through 2011-12, D'Antoni served as head coach for New York. In his final full season in 2010-11, D'Antoni guided the Knicks to their first winning record in 10 years.

D'Antoni joined Phoenix as an assistant coach in 2002-03 and took over head coaching duties 21 games into the following season. After winning just 21 games in 2003-04, Phoenix won 62 games in D'Antoni's first full season as head coach in 2004-05 while increasing its scoring average by 16.2 points per game. That marked the largest scoring increase from one season to the next by any team since the introduction of the shot clock in 1954-55.

Over a four-season span from 2004-05 through 2007-08, the Suns compiled a 232-96 (.707) mark, including back-to-back trips to the Western Conference Finals in 2005 and 2006.

The Suns play style under D'Antoni was viewed as revolutionary. At the time, Phoenix posted the NBA's three highest single season totals for 3-pointers made from 2004-05 through 2006-07. Prior to 2004-05, only three teams had more than 700 3FGM in a single season. In 2018-19, all 30 NBA teams hit at least 700 3-pointers for the first time in league history, including the Rockets with a single season record 1,323 3FGM.

D'Antoni's first NBA head coaching job came with Denver during the shortened 1998-99 season. He then spent a season scouting for San Antonio and another as an assistant coach for Portland before coaching Benetton Treviso to the Italian League title, the Italian Supercup and a spot in the Euroleague Final Four in 2001-02.

A dual citizen of the U.S. and Italy, D'Antoni enjoyed tremendous success as both a player and a coach in the Italian League, capturing numerous titles in both endeavors. In 2008, Euroleague Basketball named him one of the 50 Most Influential Personalities in European Club Basketball history. Prior to embarking on his international career, D'Antoni spent parts of four seasons playing in the NBA and ABA during the mid-70's.



## NBA Coaching Record

Season	Team	Record	Pct.	Playoffs	Pct.	Playoff Result
1998-99	Denver	14-36	.280	---	---	
2003-04	Phoenix	21-40	.344	---	---	
2004-05	Phoenix	62-20	.756	9-6	.600	Conference Finals
2005-06	Phoenix	54-28	.659	10-10	.500	Conference Finals
2006-07	Phoenix	61-21	.744	6-5	.545	Conference Semifinals
2007-08	Phoenix	55-27	.671	1-4	.200	First Round
2008-09	New York	32-50	.390	---	---	
2009-10	New York	29-53	.354	---	---	
2010-11	New York	42-40	.512	0-4	.000	First Round
2011-12	New York	18-24	.429	---	---	
2012-13	L.A. Lakers	40-32	.556	0-4	.000	First Round
2013-14	L.A. Lakers	27-55	.329	---	---	
2016-17	Houston	55-27	.671	6-5	.545	Conference Semifinals
2017-18	Houston	65-17	.793	11-6	.647	Conference Finals
2018-19	Houston	53-29	.646	6-5	.545	Conference Semifinals
<b>Totals</b>	<b>14 Seasons</b>	<b>628-499</b>	<b>.557</b>	<b>49-49</b>	<b>.500</b>	

# Basketball Operations




Mahmoud Abdelfattah



Jason Biles



Devan Blair



Matt Brase



Willie Cruz



Will Dunn



Thibaud Fraisse



Motoki Fujii



Javair Gillette



Brett Gunning



Daniel Hartfield



Jeremy Hassler




Chuck Hayes



Brent Johnson



Keith Jones



Fan-Hal Koung



John Lucas



Monte McNair



Daryl Morey



Anthony Nila



Jim Paulis



Ed Pinckney



Marko Radovanovic



Jason Roman



Travis Stockbridge



Elston Turner



Eli Witus


## Medical Staff



**Dr. Walter Lowe**  
Team Orthopedic  
Surgeon



**Dr. James Muntz**  
Team Physician/  
Internist



**Dr. Steven Flores**  
Team Orthopedic  
Surgeon



**Dr. David Crumie**  
Team Orthopedic  
Surgeon



**Dr. Alfred Mansour**  
Team Orthopedic  
Surgeon



**Dr. Rod Foroozan**  
Ophthalmology  
Consultant



**Thomas O'Brien, D.D.S.**  
Dental Consultant



**Dr. Rehal Bhojani**  
Team Physician/  
Internist



**Dr. Jason James**  
Team Psychiatrist



# Players



Players

# #33 Ryan Anderson



## Personal Info

### Height

6-10

### Weight

240

### Birthdate

5/6/88

### Birthplace

Sacramento, CA

### High School

Oak Ridge (El Dorado Hills, CA)

### Prior to NBA

California

### NBA Experience

11

### Drafted

2008 (21st overall) by New Jersey

## Career Highs

	Regular Season	Playoffs		Regular Season	Playoffs
<b>PTS</b>	36 (2 times)	26 vs. GS 4/23/15	<b>OR</b>	11 at Phi 1/30/12	4 (2 times)
<b>FGM</b>	13 (4 times)	10 vs. GS 4/23/15	<b>DR</b>	11 (2 times)	9 vs. OKC 4/16/17
<b>FGA</b>	25 (2 times)	14 (2 times)	<b>TR</b>	20 at Phi 1/30/12	12 vs. OKC 4/16/17
<b>3FGM</b>	8 (4 times)	4 (3 times)	<b>AST</b>	5 (2 times)	4 vs. GS 4/25/15
<b>3FGA</b>	16 at Min 12/17/16	10 at SA 5/11/17	<b>STL</b>	5 vs. Mil 3/13/12	2 (3 times)
<b>FTM</b>	13 at Uta 12/17/15	4 (2 times)	<b>BLK</b>	3 (2 times)	2 (2 times)
<b>FTA</b>	13 at Uta 12/17/15	4 (3 times)	<b>MIN</b>	56:30 at Chi 12/2/13	39:25 vs. GS 4/23/15

## Career Statistics

### REGULAR SEASON

YEAR	G-S	MIN	FGM-A	PCT	3FGM-A	PCT	FTM-A	PCT	REBOUNDS	AST	PF-D	ST	TO	BLK	TP	RPG	APG	PPG
08-09 New Jersey	66-30	1312	160-407	.393	69-189	.365	98-116	.845	104-207-311	52	157-1	44	63	20	487	4.7	0.8	7.4
09-10 Orlando	63-6	911	169-388	.436	78-211	.370	71-82	.866	70-132-202	37	81-0	25	56	14	487	3.2	0.6	7.7
10-11 Orlando	64-14	1424	226-525	.430	134-341	.393	95-117	.812	129-226-355	52	137-0	30	49	38	681	5.5	0.8	10.6
11-12 Orlando	61-61	1964	332-757	.439	166-422	.393	150-171	.877	224-247-471	54	146-0	50	57	26	980	7.7	0.9	16.1
12-13 New Orleans	81-22	2503	472-1115	.423	213-557	.382	152-180	.844	191-328-519	97	179-2	42	97	31	1309	6.4	1.2	16.2
13-14 New Orleans	22-14	795	155-354	.438	67-164	.409	59-62	.952	66-76-142	17	47-0	10	20	7	436	6.5	0.8	19.8
14-15 New Orleans	61-5	1675	291-729	.399	122-359	.340	129-151	.854	108-187-295	55	113-1	33	62	20	833	4.8	0.9	13.7
15-16 New Orleans	66-7	2008	397-929	.427	131-358	.366	199-228	.873	131-265-396	73	109-0	38	90	25	1124	6.0	1.1	17.0
16-17 Houston	72-72	2116	323-773	.418	204-506	.403	129-150	.860	112-218-330	68	142-0	31	55	14	979	4.6	0.9	13.6
17-18 Houston	66-50	1725	207-480	.431	131-339	.386	72-93	.774	94-237-331	60	126-0	24	42	21	617	5.0	0.9	9.3
18-19 Phi./Miami	25-8	322	21-69	.304	9-40	.225	12-16	.750	18-36-54	19	25-0	4	14	1	63	2.2	0.8	2.5
<b>TOTALS</b>	<b>647-289</b>	<b>16755</b>	<b>2753-6526</b>	<b>.422</b>	<b>1324-3486</b>	<b>.380</b>	<b>1166-1366</b>	<b>.854</b>	<b>1247-2159-3406</b>	<b>584</b>	<b>1262-4</b>	<b>331</b>	<b>605</b>	<b>217</b>	<b>7996</b>	<b>5.3</b>	<b>0.9</b>	<b>12.4</b>

### PLAYOFFS

YEAR	G-S	MIN	FGM-A	PCT	3FGM-A	PCT	FTM-A	PCT	REBOUNDS	AST	PF-D	ST	TO	BLK	TP	RPG	APG	PPG
09-10 Orlando	9-0	89	9-29	.310	4-14	.286	1-1	1.000	8-23-31	3	12-0	2	5	2	23	3.4	0.3	2.6
10-11 Orlando	6-0	147	8-30	.267	6-20	.300	6-6	1.000	10-17-27	3	16-0	5	1	1	28	4.5	0.5	4.7
11-12 Orlando	5-5	172	15-44	.341	12-30	.400	6-7	.857	9-14-23	4	22-1	3	9	2	48	4.6	0.8	9.6
14-15 New Orleans	4-0	95	16-36	.444	5-12	.417	6-6	1.000	7-10-17	9	12-0	0	4	2	43	4.3	2.3	10.8
16-17 Houston	11-9	336	36-92	.391	17-60	.283	14-16	.875	15-42-57	7	24-0	4	9	2	103	5.2	0.6	9.4
17-18 Houston	11-0	95	7-20	.350	5-15	.333	0-0	.000	4-9-13	6	10-0	3	3	1	19	1.2	0.5	1.7
<b>TOTALS</b>	<b>46-14</b>	<b>934</b>	<b>91-251</b>	<b>.363</b>	<b>49-151</b>	<b>.325</b>	<b>33-36</b>	<b>.917</b>	<b>53-115-168</b>	<b>32</b>	<b>96-1</b>	<b>17</b>	<b>31</b>	<b>10</b>	<b>264</b>	<b>3.7</b>	<b>0.7</b>	<b>5.7</b>

## Career Transactions

Selected by New Jersey in the first round (21st overall) of the 2008 NBA Draft... Traded by New Jersey to Orlando along with Vince Carter in exchange for Rafer Alston, Tony Battie and Courtney Lee on 6/25/09... Acquired by New Orleans via trade with Orlando in exchange for Gustavo Ayon on 7/11/12... Signed as a free agent with Houston on 7/9/16... Traded by Houston along with the rights to De'Anthony Melton to Phoenix in exchange for Marquese Chriss and Brandon Knight on 8/31/18... Traded by Phoenix to Miami in exchange for Wayne Ellington, Tyler Johnson, and cash considerations on 2/6/19... Waived by Miami on 7/6/19... Signed as a free agent with Houston on 9/27/19.

# #33 Ryan Anderson

## 2018-19 Notes/Career Highlights

- In 25 games with eight starts for Phoenix and Miami, averaged 2.5 ppg (30.4% FGs, 22.5% 3FGs, 75.0% FTs) and 2.2 rpg in 12.9 mpg.
- Appeared in 15 games with eight starts for Phoenix prior to being traded to Miami on 2/6/19... Appeared in 10 games for the Heat over the remainder of the season.
- Dating back to 2011-12, is one of 10 players with at least 400 games played to have averaged at least 2.0 3FGM while shooting 38.0% or better from behind-the-arc.
- In two seasons as a Rocket from 2016-17 through 2017-18, appeared in 138 games with 122 starts, averaging 11.6 ppg (42.3% FGs, 39.6% 3FGs, 82.7% FTs) and 4.8 rpg in 27.8 mpg along with 2.4 3FGM.
- Since entering the league in 2008-09, has the 15th most 3FGM (1,324) of any player.
- Has the third-most 3FGM (1,324) of any player in NBA history listed 6-10 or taller, trailing Dirk Nowitzki (1,982) and Rashard Lewis (1,787)... Led the NBA with 166 3FGM in 2011-12.

## 2017-18 (Houston)

- In 66 games with 51 starts, averaged 9.3 ppg (43.1% FGs, 38.6% 3FGs, 77.4% FTs) and 5.0 rpg in 26.1 mpg.
- Missed one game due to illness (11/22), one game with a right ankle sprain (2/7), nine games with left hip soreness (2/26-3/15), one game due to rest (3/25) and four games with a left ankle sprain (4/5-4/11).
- Had the second-most offensive rebounds (94) of any Rocket this season despite playing the seventh-most minutes.
- Grabbed 7+ rebounds 20 times this season after doing so 15 times in 2016-17... had two double-doubles.
- Scored 15+ points 12 times this season (Rockets 11-1 mark), including 20+ seven times (Rockets 6-1 mark).
- Averaged 11.2 points on 46.3% shooting (42.2% 3FGs) on the road compared to 7.8 ppg on 39.6% shooting (34.6% 3FGs) at home.
- Over his final 23 games played, shot 44.1% from 3-point range after shooting 36.6% his first 43 games played.
- Rockets were 18-1 when he hit 3+ 3FGM... hit 2+ 3FGM 36 times, including 3+ 19 times, 4+ 12 times and 5+ seven times.
- **Playoffs:** Appeared in 11 games during Houston's run to the Conference Finals, averaging 1.7 ppg (35.0% FGs, 33.3% 3FGs) and 1.2 rpg in 8.6 mpg... Had 12 points on 4-of-6 shooting from 3-point range in 18 minutes of play in Game 3 of the First Round series vs. Minnesota.

## 2016-17 (Houston)

- In 72 games (all starts), averaged 13.6 points and 4.6 rebounds in 29.4 minutes per game while shooting 41.8% from the floor, 40.3% from 3-point range and 86.0% from the line.
- Missed three games with the flu (1/17-1/18, 1/21), one game due to back spasms (3/8) and six games (3/26-4/5) with a right ankle sprain... Rockets were 5-5 in games that he missed.
- Rockets were 22-6 when he scored 15+ points, including 12-2 when he scored 20+.
- Averaged 16.2 points (46.0% FGs, 46.5% 3FGs) on the road compared to 11.0 ppg (37.0% FGs, 33.2% 3FGs) at home.
- Ranked ninth in the NBA in 3-pointers made with 204... Marked second-highest total of his career.
- Hit 2+ 3FGM 52 times, including 3+ 41 times, 4+ 25 times and 5+ 13 times... Had 4+ 3FGM in five straight games from 11/1-11/9.
- Recorded two double-doubles (10/30 vs. DAL and 1/31 vs. SAC).
- **Playoffs:** Appeared in all 11 games with nine starts during Houston's run to the Western Conference Semifinals, averaging 9.4 points and 5.2 rebounds in 30.5 minutes per game while shooting 39.1% from the floor, 28.3% from 3-point range and 87.5% from the line... Had 12 rebounds in Game 1 of the First Round series vs. Oklahoma City... Hit 3+ 3FGM four times.

## 2015-16 (New Orleans)

- In 66 games with seven starts, averaged 17.0 points, 6.0 rebounds and 1.1 assists in 30.4 minutes per game while shooting 42.7% from the floor, 36.6% from 3-point range and 87.3% from the line.
- Missed two games due to illness (12/11-12/12/15), five games with left groin injury (3/20-3/28/16) and nine games with hernia (3/30-4/13/16).
- Scored 20+ points 22 times, including 30+ six times... Had a career-high tying 36 points vs. Sacramento on 1/28/16.
- Recorded eight double-doubles, including 31 points and 14 rebounds vs. Minnesota on 2/27/16.
- Hit 2+ 3FGM 38 times, including 3+19 times, 4+ 11 times, and 5+ six times.

## 2014-15 (New Orleans)

- In 61 games with five starts, averaged 13.7 points and 4.8 rebounds in 27.5 minutes per game while shooting 39.9% from the floor, 34.0% from 3-point range and 85.4% from the line.
- Suffered a MCL sprain at the L.A. Lakers on 4/1/15 and missed the next 18 games... Missed one game (1/23/15) due to a bilateral ankle inflammation and two games (2/9-2/11/15) with right elbow soreness.
- Scored 20+ points 12 times, including 30+ twice... Recorded three double-doubles.
- Hit 2+ 3FGM 37 times, including 3+ 18 times, and 4+ eight times... Had 8 3FGM twice, both times against Cleveland (11/10/14 and 12/12/14).
- **Playoffs:** Appeared in all four games of New Orleans First Round series vs. Golden State, averaging 10.8 points, 4.3 rebounds and 2.3 assists in 23.8 minutes per game while shooting 44.4% from the floor, 41.7% from 3-point range and 6-of-6 from the line... Had 26 points on 10-of-14 shooting in Game 3.

## 2013-14 (New Orleans)

- In 22 games with 14 starts, averaged 19.8 points and 6.5 rebounds in 36.1 minutes per game while shooting 43.8% from the floor, 40.9% from 3-point range and 95.2% from the line.
- Missed the first nine games of the season with a broken toe... Also missed the final 50 games after suffering a herniated disc after a collision with Boston's Gerald Wallace on 1/3/14.
- Scored 20+ points nine times, including 30+ twice... Had a career-high tying 36 points at Chicago on 12/2/13.
- Hit 2+ 3FGM in 17 of his 22 games played, including 3+ 12 times, and 4+ eight times.
- Recorded four double-doubles... Shot 59-of-62 from the foul line for the season.



# #33 Ryan Anderson

## 2012-13 (New Orleans)

- In 81 games with 22 starts, averaged 16.2 points, 6.4 rebounds and 1.2 assists in 30.9 minutes per game while shooting 42.3% from the floor, 38.2% from 3-point range and 84.4% from the line... Missed one game with illness.
- Scored 20+ points 20 times, including 30+ three times.
- Grabbed 10+ rebounds 12 times and recorded 11 double-doubles.
- Hit 2+ 3FGM 58 times, including 3+ 37 times, 4+ 21 times, and 5+ 13 times... Had 8 3FGM at Phoenix on 11/23/12.
- Ranked second in the NBA in 3FGM (213).

## 2011-12 (Orlando)

- In 61 games (all starts), averaged 16.1 points and 7.7 rebounds in 32.2 minutes per game while shooting 43.9% from the floor, 39.3% from 3-point range and 87.7% from the line... Named NBA's Most Improved Player.
- Missed one game with a left calf contusion (1/27/11) and three games with a sprained right ankle (4/3-4/7/12).
- Scored 20+ points 21 times, including 30 points once.
- Grabbed 10+ rebounds 16 times and recorded 14 double-doubles... Had 20 rebounds at Philadelphia on 1/30/12.
- Led the NBA in 3FGM (166)... Hit 2+ 3FGM 45 times, including 3+ 28 times, 4+ 14 times, and 5+ 11 times.
- **Playoffs:** Started all five games of Orlando's First Round series Indiana, averaging 9.6 points and 4.6 rebounds in 34.4 minutes per game while shooting 34.1% from the floor, 40.0% from 3-point range and 85.7% from the line.

## 2010-11 (Orlando)

- In 64 games with 14 starts, averaged 10.6 points and 5.5 rebounds in 22.3 minutes per game while shooting 43.0% from the floor, 39.3% from the floor and 81.2% from the floor.
- Missed nine games with a sprained right mid-foot (12/4-12/21/10).
- Scored 20+ points five times... Grabbed 10+ rebounds seven times and recorded six double-doubles.
- Hit 2+ 3FGM 39 times, including 3+ 26 times, and 4+ 13 times.
- **Playoffs:** Appeared in all six games of Orlando's First Round series vs. Orlando averaging 4.7 points and 4.5 rebounds in 24.5 minutes per game while shooting 26.7% from the floor, 30.0% from 3-point range and 6-of-6 from the line.

## 2009-10 (Orlando)

- In 63 games with six starts, averaged 7.7 points and 3.2 rebounds in 14.5 minutes per game while shooting 43.6% from the floor, 37.0% from 3-point range and 86.6% from the line.
- Scored 20+ points twice... Had one double-double.
- Hit 2+ 3FGM 24 times, including 3+10 times, and 4+ five times.
- **Playoffs:** Appeared in nine games for Orlando during its run to the Eastern Conference Finals, averaging 2.6 points and 3.4 rebounds in 9.9 minutes per game while shooting 31.0% from the floor, 28.6% from 3-point range and 1-of-1 from the line.

## 2008-09 (New Jersey)

- In 66 games with 30 starts, averaged 7.4 points and 4.7 rebounds in 19.9 minutes per game while shooting 39.3% from the floor, 36.5% from 3-point range and 84.5% from the line.
- Scored 20+ points twice... Grabbed 10+ rebounds four times, including four double-doubles.
- Hit 2+ 3FGM 17 times, including 3+ nine times.


## College

- Was an early entry candidate for the 2008 NBA Draft following his sophomore season at California... In two seasons with the Golden Bears, averaged 18.7 points and 9.0 rebounds... Started every game he played.
- Named Second Team All-America by The Sporting News and earned First Team All-Pac-10 honors as a sophomore... Led the Pac-10 in scoring (21.1 ppg) and ranked third in rebounding (9.9 rpg).
- Became first player in school history to record at least 600 points and 300 rebounds in a single season.
- As a freshman (2006-07), led the Bears in scoring and rebounding... Was named Honorable Mention All-Pac-10.

## Personal

- Was given the nickname "Rhino" while in college.
- Lists golf as his favorite hobby... Favorite television show is Family Guy.
- Was part of the 2012 USA Men's Select Team that helped prepare the National Team for the 2012 Olympics... Also invited to the 2013 Team USA Mini-camp.
- In 2012, traveled to China on behalf of the NBA and visited Dalian, Beijing and Guangzhou while participating in NBA FIT clinics.
- From ages of 14-16, would go once a year with church group to help improve impoverished areas of Mexico.

# #7 Jaron Blossomgame



## Personal Info

**Height**

6-6

**Weight**

220

**Birthdate**

9/16/93

**Birthplace**

Atlanta, GA

**High School**

Chattahoochee (John's Creek, GA)

**Prior to NBA**

Clemson

**NBA Experience**

1

**Drafted**

2017 (59th overall) by San Antonio

## Career Highs

	Regular Season	Playoffs		Regular Season	Playoffs
<b>PTS</b>	15 at Cha 12/19/18		<b>OR</b>	4 vs. Chi 1/21/19	
<b>FGM</b>	6 at Cha 12/19/18		<b>DR</b>	10 at Por 1/16/19	
<b>FGA</b>	10 at Mia 12/28/18		<b>TR</b>	10 (3 times)	
<b>3FGM</b>	3 (2 times)		<b>AST</b>	2 (4 times)	
<b>3FGA</b>	5 (2 times)		<b>STL</b>	2 at Mia 12/28/18	
<b>FTM</b>	3 at Uta 1/18/19		<b>BLK</b>	2 at Por 1/16/19	
<b>FTA</b>	4 at Uta 1/18/19		<b>MIN</b>	32:39 at Mia 12/28/19	

## Career Statistics

REGULAR SEASON

YEAR	G-S	MIN	FGM-A	PCT	3FGM-A	PCT	FTM-A	PCT	REBOUNDS	AST	PF-D	ST	TO	BLK	TP	RPG	APG	PPG
18-19 Cleveland	27-4	439	47-106	.443	10-39	.256	10-13	.769	26-72-98	13	20-0	7	11	8	114	3.6	0.5	4.2

## Career Transactions

Selected by San Antonio with the 59th overall pick in the 2017 NBA Draft... Signed as a free agent with San Antonio on 9/21/18... Waived by San Antonio on 10/8/18... Signed a two-way contract with Cleveland on 12/2/18... Signed as a free agent with Houston on 9/27/19.

# #7 Jaron Blossomgame

## 2018-19 Notes/Career Highlights

---

- In 27 games with four starts for Cleveland, averaged 4.2 ppg (44.3% FGs, 25.6% 3FGs, 76.9% FTs) and 3.6 rpg in 16.3 mpg.
- Began the season with the Austin Spurs of the G League prior to being acquired by the Canton Charge... Signed a two-way contract with the Cavaliers on 12/2/18.
- In 35 G League games with Austin and Canton, averaged 18.5 ppg (45.9% FGs, 30.8% 3FGs, 70.6% FTs), 7.3 rpg, 2.2 apg and 1.1 bpg in 33.4 mpg.
- Scored in double-figures three times with Cleveland... Grabbed 10+ rebounds three times, including his first career double-double with 11 points and 10 rebounds at Milwaukee on 12/10/18.
- Played more than 23 minutes six times, averaging 9.5 ppg (55.3% FGs, 47.1% 3FGs, 87.5% FTs) and 6.3 rpg in 27.5 mpg.
- Of player listed 6-7 or shorter with at least 20 games played, ranked fifth in rebounds per 36 minutes played (8.0), trailing Russell Westbrook, Luka Doncic, Draymond Green, and Ronae Hollis-Jefferson.
- **Summer 2018:** Appeared in eight games for San Antonio in the Salt Lake City and Las Vegas Summer Leagues, averaging 12.5 ppg (53.4% FGs, 37.5% 3FGs, 73.1% FTs) and 6.5 rpg in 24.9 mpg.

## 2017-18 (G League)

---

- In 50 games for the Austin Spurs of the G League, averaged 16.5 ppg (54.8% FGs, 30.1% 3FGs, 78.5% FTs), 8.1 rpg and 1.3 apg in 29.6 mpg
- Spurs won the G League championship.
- Named All-NBA G League Third Team.
- **Summer 2017:** Appeared in eight games for San Antonio in the Salt Lake City and Las Vegas Summer Leagues, averaging 5.1 ppg (43.6% FGs, 33.3% 3FGs, 50.0% FTs) and 5.4 rpg in 23.4 mpg.

## College

---

- Was an early entry candidate for the 2016 NBA Draft before returning for his redshirt senior season at Clemson
- Started 125 of his 128 career games played.
- Over his final three seasons, averaged 16.5 ppg and 7.0 rpg while shooting 50.0% from the floor.
- Averaged 1.5 3FGM on 44.6% shooting as a junior.
- Finished his career as the third player in school history to have recorded at least 1,700 points and 800 rebounds.
- Named All-ACC First Team as a junior and Third Team as a senior... Was also ACC Most Improved Player as a junior.


## Personal

---

- Suffered a broken left leg following his senior year of high school and was forced to redshirt the 2012-13 season at Clemson.
- Set Chattahoochee High School career records for points, rebounds, and blocks.



# #15 Clint Capela



## Personal Info

<b>Height</b>	6-10	<b>High School</b>	INSEP (Paris, France)
<b>Weight</b>	240	<b>Prior to NBA</b>	Elan Chalon/Switzerland
<b>Birthdate</b>	5/18/94	<b>NBA Experience</b>	5
<b>Birthplace</b>	Geneva, Switzerland	<b>Drafted</b>	2014 (25th overall) by Houston

## Career Highs

	Regular Season	Playoffs		Regular Season	Playoffs
<b>PTS</b>	31 vs. Den 1/7/19	26 vs. Min 4/25/18	<b>OR</b>	12 at Det 11/23/18	7 at Min 4/23/18
<b>FGM</b>	14 at Det 11/23/18	12 vs. Min 4/25/18	<b>DR</b>	18 vs. Den 2/9/18	12 (2 times)
<b>FGA</b>	21 at Det 11/23/18	15 (2 times)	<b>TR</b>	25 vs. Den 2/9/18	17 at Min 4/23/18
<b>3FGM</b>			<b>AST</b>	5 (3 times)	4 at Uta 5/4/18
<b>3FGA</b>	1 (2 times)	1 at SA 5/9/17	<b>STL</b>	4 (3 times)	3 vs. Uta 5/8/18
<b>FTM</b>	10 vs. Mil 1/9/19	9 vs. SA 5/11/17	<b>BLK</b>	6 (2 times)	6 at Uta 5/6/18
<b>FTA</b>	12 vs. Mil 1/9/19	14 vs. SA 5/11/17	<b>MIN</b>	45:46 at GS 1/3/19	37:05 at Uta 5/6/18

## Career Statistics

### REGULAR SEASON

YEAR	G-S	MIN	FGM-A	PCT	3FGM-A	PCT	FTM-A	PCT	REBOUNDS OFF-DEF-TOT	AST	PF-D	ST	TO	BLK	TP	RPG	APG	PPG
14-15 Houston	12-0	90	14-29	.483	0-0	---	4-23	.174	10-26-36	2	14-0	1	5	9	32	3.0	0.2	2.7
15-16 Houston	77-35	1471	231-397	.582	0-1	.000	80-211	.379	194-300-494	47	190-3	59	60	92	542	6.4	0.6	7.0
16-17 Houston	65-59	1551	362-563	.643	0-0	---	94-177	.531	178-348-526	63	179-1	34	87	79	818	8.1	1.0	12.6
17-18 Houston	74-74	2034	441-676	.652	0-1	.000	144-257	.560	241-561-802	68	185-1	58	103	137	1026	10.8	0.9	13.9
18-19 Houston	67-67	2249	474-732	.648	0-0	---	166-261	.636	298-550-848	96	168-1	44	94	102	1114	12.7	1.4	16.6
<b>TOTALS</b>	<b>295-235</b>	<b>7395</b>	<b>1522-2397</b>	<b>.635</b>	<b>0-2</b>	<b>.000</b>	<b>488-929</b>	<b>.525</b>	<b>921-1785-2706</b>	<b>276</b>	<b>736-6</b>	<b>196</b>	<b>349</b>	<b>419</b>	<b>3532</b>	<b>9.2</b>	<b>0.9</b>	<b>12.0</b>

### PLAYOFFS

YEAR	G-S	MIN	FGM-A	PCT	3FGM-A	PCT	FTM-A	PCT	REBOUNDS OFF-DEF-TOT	AST	PF-D	ST	TO	BLK	TP	RPG	APG	PPG
14-15 Houston	17-0	127	21-31	.677	0-0	---	15-29	.517	13-29-42	5	19-0	3	3	9	57	2.5	0.3	3.4
15-16 Houston	5-0	43	3-9	.333	0-0	---	2-5	.400	8-12-20	2	5-0	3	3	2	8	4.0	0.4	1.6
16-17 Houston	11-11	286	46-82	.561	0-1	.000	24-39	.615	26-70-96	12	28-0	8	8	28	116	8.7	1.1	10.5
17-18 Houston	17-17	520	95-144	.660	0-0	---	26-55	.473	61-136-197	22	38-0	14	15	36	216	11.6	1.3	12.7
18-19 Houston	11-11	331	46-82	.561	0-0	---	15-35	.429	41-72-113	16	26-1	3	16	12	107	10.3	1.5	9.7
<b>TOTALS</b>	<b>61-39</b>	<b>1307</b>	<b>211-348</b>	<b>.606</b>	<b>0-1</b>	<b>.000</b>	<b>82-163</b>	<b>.503</b>	<b>149-319-468</b>	<b>57</b>	<b>116-1</b>	<b>31</b>	<b>45</b>	<b>87</b>	<b>504</b>	<b>7.7</b>	<b>0.9</b>	<b>8.3</b>

## Career Transactions

Selected by Houston with the 25th overall pick in the 2014 NBA Draft... Re-signed with Houston on 7/27/18.

# #15 Clint Capela

## 2018-19 Notes/Career Highlights

- In 67 games (all starts) for Houston, averaged 16.6 ppg (64.8% FGs, 63.6% FTs), 12.7 rpg, 1.4 apg and 1.52 bpg in 33.6 mpg.
- Missed 15 games from 1/14-2/13/19 with a right thumb injury suffered at Orlando on 1/13/19.
- Ranked second in the NBA in FG% (.648)... Became the third different player in NBA history to have shot 64.0% or better from the floor while averaging at least 16.0 ppg in a single season joining Wilt Chamberlain and Artis Gilmore.
- Rockets were 29-10 when he scored 15+ points, including 17-3 when he scored 20+... Scored in double-figures in 27 straight games from 10/20-12/17/18 after not having a streak longer than 11 games prior in his career.
- Ranked fifth in the NBA with 12.7 rpg... Had 45 double-doubles, including a career-high seven straight from 3/10-3/20/19.
- Recorded three of his four career 20-point/20-rebound games in 2018-19.
- Shot 69.3% from the foul line over his final 34 games played after shooting 57.0% over the first 33 games (63.6% overall)... Shot 56.0% from the line in 2017-18 (53.1% in 2016-17, 37.9% in 2015-16, 17.4% in 2014-15).
- Recorded 2+ blocks 28 times, including 3+ 12 times.
- Had 29 points with 21 rebounds, 3 blocks and 2 steals at Detroit on 11/23/18... Last Rocket to post those numbers in a single game was Hakeem Olajuwon vs. Sacramento on 12/22/89.
- **Playoffs 2019:** Started all 11 games for Houston during its run to the Western Conference Semifinals, averaging 9.7 points, 10.3 rebounds, 1.5 assists and 1.1 blocks in 30.1 minutes per game while shooting 56.1% from the floor and 42.9% from the line... Recorded six double-doubles.

## 2017-18 (Houston)

- In 74 games (all starts), averaged 13.9 points, 10.8 rebounds and 1.85 blocks in 27.5 minutes per game while shooting 65.2% from the floor, 0-of-1 from 3-point range and 56.0% from the line.
- Missed three games with a left heel contusion (12/16/17; 12/20-12/22/17), two games with a right orbital fracture (12/28-12/29/17), one game due to illness (2/26/18), one game with a left thumb sprain (3/27/18) and one game with a sore left thumb (4/11/18).
- Became the first player in NBA history to have averaged at least 13.0 ppg, 10.0 rpg and 1.80 bpg in fewer than 28.0 mpg.
- Rockets were 24-2 when he scored 15+ points, including 11-0 when he scored 20+.
- Ranked eighth in rebounding (10.8 rpg) and second in blocks (1.85 bpg)... Had 42 double-doubles.
- Led the NBA in field goal percentage (.652).
- Recorded 2+ blocks 41 times, including 3+ 21 times (Houston: 21-0 mark).
- Had 18 points, 16 rebounds, a career-high tying 6 blocks and 3 steals vs. New Orleans on 3/24/18... According to the Elias Sports Bureau, became the first player to post those numbers in 28 or fewer minutes played since steals and blocks became official statistics in 1973-74.
- Had 23 points and a career-high 25 rebounds in 29 minutes of play vs. Denver on 2/9... According to the Elias Sports Bureau, it marked the fewest minutes played by a player who recorded at least 20 points and 25 boards since playing time was recorded in the early 1950's.
- Shot 40-of-47 (85.1% FGs) over five games played from 12/9-12/18/17... According to the Elias Sports Bureau, was the first player with at least 40 FGM to shoot 85.0% or better over a five-game span since Wilt Chamberlain (54-62; .871) in February/March of 1967.
- **Playoffs:** Started all 17 games for Houston during its run to the Western Conference Finals, averaging 12.7 points, 11.6 rebounds, 1.3 assists and 2.12 blocks in 30.6 minutes per game while shooting 66.0% from the floor and 47.3% from the line... Scored 20+ points four times and recorded seven double-doubles... First player to have averaged at least 12.0 ppg, 11.0 rpg and 2.00 bpg in fewer than 31.0 mpg in a single postseason.

## 2016-17 (Houston)

- In 65 games with 59 starts, averaged 12.6 points, 8.1 rebounds, 1.0 assists and 1.22 blocks in 23.9 minutes per game while shooting 64.3% from the floor and 53.1% from the line.
- Sustained a small left fibula fracture at Minnesota on 12/17/16 and missed the next 15 games... Missed two games for rest (4/7/17 and 4/10/17).
- Became the fifth different player in NBA history to average at least 12.0 points and 8.0 rebounds in fewer than 24.0 minutes per game in a single season and just the third dating back to 1959-60.
- Scored 20+ points seven times... Recorded 15 double-doubles.
- Recorded 2+ blocks 21 times, including 3+ six times.
- Ranked third in the NBA in field goal percentage (.643).
- **Playoffs:** Started all 11 games for Houston during its run to the Western Conference Semifinals, averaging 10.5 points, 8.7 rebounds, 1.1 assists and 2.55 blocks in 26.0 minutes per game... Became first player in NBA playoff history to average at least 10.0 ppg, 8.0 rpg and 2.50 bpg in 26.0 or fewer mpg in a single postseason... Grabbed 10+ rebounds five times and recorded three double-doubles... Scored 20 points in Game 1 of the Western Conference Semifinals vs. San Antonio.

## 2015-16 (Houston)

- In 77 games with 35 starts, averaged 7.0 points, 6.4 rebounds and 1.19 blocks in 19.1 minutes per game while shooting 58.2% from the floor and 37.9% from the line.
- Was the only player in the league to average at least 7.0 ppg and 6.0 rpg in fewer than 20.0 minutes per game.
- Missed one game due to illness (12/14/15), one game with a left hip flexor strain (2/2/16) and three games (2/25-2/29/16) with a right foot sprain.
- Would have ranked fourth in the NBA in FG% (.582) if he qualified.
- Came off the bench in each of his final 31 games played after starting the previous 21 games... In 35 starts overall, averaged 8.3 points, 7.7 rebounds, 0.97 steals and 1.11 blocks in 22.9 minutes per game.
- Only played 20+ minutes three times over the final 32 games, averaging 15.5 mpg, after averaging 21.7 mpg his first 45 games played.
- Scored in double-figures 20 times and recorded 10 double-doubles.
- Recorded 2+ blocks 24 times, including 3+ eight times.
- **Playoffs:** Appeared in all five games of the First Round series vs. Golden State, averaging 1.6 points and 4.0 rebounds in 8.6 minutes per game while shooting 33.3% from the floor and 40.0% from the line.

# #15 Clint Capela

## 2014-15 (Houston)

- In 12 games, averaged 2.7 points and 3.0 rebounds in 7.5 minutes per game while shooting 48.3% from the floor and 17.4% from the line... Was on the inactive list 56 times and recorded 14 DNP-CD's.
- Was assigned to the Rockets NBA Development League affiliate, Rio Grande Valley five times (11/10-12/2/14, 12/16-12/14/14, 12/27/14-1/25/15, 1/29-2/9/15, 2/19-3/27/15), appearing in 38 games with 32 starts, averaging 16.0 points, 9.7 rebounds and 3.0 blocks (2nd in D-League) in 24.4 minutes per game while shooting 60.1% from the floor, 0-of-3 from 3-point range and 59.6% from the line.
- Had 10 points on 4-of-4 shooting for the Rockets at Charlotte on 4/13/15.
- **Playoffs:** Appeared in all 17 games for Houston during its run to the Western Conference Finals, averaging 3.4 points and 2.5 rebounds in 7.5 minutes per game while shooting 66.7% from the floor and 51.7% from the line.

## 2013-14 (International)

- Played for Elan Chalon of the French League... In 30 league games, averaged 9.9 points, 7.3 rebounds and 1.7 blocks... In 10 Eurocup games, averaged 11.2 points, 6.5 rebounds and 1.1 blocks.

## 2012-13 (International)


- Played for Elan Chalon of the French League... In 14 league games, averaged 3.2 points and 2.9 rebounds... In seven Euroleague games, averaged 2.3 points and 3.0 rebounds... Also played for Elan Chalon's under-21 team.

## Personal

- Born in Geneva, Switzerland and has played for the Swiss National Team... Parents are from Angola and the Congo.
- Played for the World Team in the 2014 Nike Hoop Summit.
- Played soccer growing up and still enjoys watching it and playing FIFA.
- Favorite TV shows are Narcos, Gotham and Empire... Favorite movies are He Got Game, Straight Outta Compton and Dope.
- Lists his older brother as his most influential person growing up and the reason why he started playing basketball.
- Favorite players growing up were Blake Griffin, Dwight Howard and Hakeem Olajuwon.
- Favorite foods are ribs and chili con queso.
- In 2017, participated in Basketball Without Borders in Johannesburg, South Africa and played in the NBA Africa Game.



# #19 Tyson Chandler



## Personal Info

### Height

7-0

### Weight

240

### Birthdate

10/2/82

### Birthplace

Hanford, CA

### High School

Dominguez (Compton, CA)

### NBA Experience

18

### Drafted

2001 (2nd overall) by L.A. Clippers

## Career Highs

	Regular Season	Playoffs		Regular Season	Playoffs
<b>PTS</b>	28 at BKN 11/26/12	22 vs. Was 5/4/05	<b>OR</b>	13 vs. Atl 1/23/16	13 vs. Por 4/25/11
<b>FGM</b>	12 at BKN 11/26/12	9 vs. Was 5/4/05	<b>DR</b>	19 at Atl 2/22/14	11 vs. SA 5/19/08
<b>FGA</b>	17 (2 times)	11 (2 times)	<b>TR</b>	28 vs. GS 2/27/13	20 vs. Por 4/25/11
<b>3FGM</b>			<b>AST</b>	6 at NY 4/11/02	3 (2 times)
<b>3FGA</b>	1 (11 times)		<b>STL</b>	5 vs. Atl 3/18/03	3 vs. Bos 5/1/13
<b>FTM</b>	14 at Orl 11/5/03	11 at Was 5/2/05	<b>BLK</b>	7 (3 times)	4 (2 times)
<b>FTA</b>	16 (2 times)	15 at Was 5/2/05	<b>MIN</b>	49:33 vs. Dal 12/1/07	42:56 vs. Mia 6/7/11

## Career Statistics

### REGULAR SEASON

YEAR	G-S	MIN	FGM-A	PCT	3FGM-A	PCT	FTM-A	PCT	REBOUNDS	AST	PF-D	ST	TO	BLK	TP	RPG	APG	PPG
01-02 Chicago	71-31	1389	151-304	.497	0-0	---	134-222	.604	114-229-343	54	179-1	28	99	93	436	4.8	0.8	6.1
02-03 Chicago	75-68	1827	257-484	.531	0-0	---	177-291	.608	169-345-514	76	220-3	37	135	106	691	6.9	1.0	9.2
03-04 Chicago	35-8	782	67-158	.424	0-1	.000	79-118	.669	82-188-270	23	87-2	17	38	43	213	7.7	0.7	6.1
04-06 Chicago	80-10	2189	207-419	.494	0-2	.000	226-336	.673	261-514-775	65	268-4	69	118	141	640	9.7	0.8	8.0
05-06 Chicago	79-50	2121	160-283	.565	0-1	.000	97-193	.503	265-449-714	81	298-14	41	123	104	417	9.0	1.0	5.3
06-07 NO/Okla. City	73-73	2525	292-468	.624	0-1	.000	106-201	.527	320-584-904	66	244-5	37	126	129	690	12.4	0.9	9.5
07-08 New Orleans	79-79	2783	377-605	.623	0-1	.000	175-295	.593	322-606-928	81	243-4	45	136	84	929	11.7	1.0	11.8
08-09 New Orleans	45-45	1445	160-283	.565	0-0	---	77-133	.579	163-230-393	22	144-2	15	70	56	397	8.7	0.5	8.8
09-10 Charlotte	51-27	1163	109-190	.574	0-0	---	115-157	.732	114-206-320	16	138-1	17	91	55	333	6.3	0.3	6.5
10-11 Dallas	74-74	2059	266-407	.654	0-0	---	216-295	.732	206-486-692	32	240-4	36	88	80	748	9.4	0.4	10.1
11-12 New York	62-62	2061	241-355	.679	0-2	.000	217-315	.689	212-400-612	56	186-3	56	102	89	699	9.9	0.9	11.3
12-13 New York	66-66	2164	255-400	.638	0-0	---	179-258	.694	269-434-703	62	188-2	42	87	75	689	10.7	0.9	10.4
13-14 New York	55-55	1662	191-322	.593	0-1	.000	98-155	.632	159-370-529	59	145-2	36	71	63	480	9.6	1.1	8.7
14-15 Dallas	75-75	2286	293-440	.666	0-0	---	185-257	.720	294-570-864	84	169-0	42	105	91	771	11.5	1.1	10.3
15-16 Phoenix	66-60	1618	183-314	.583	0-1	.000	106-171	.620	175-401-576	64	145-1	36	93	44	472	8.7	1.0	7.2
16-17 Phoenix	47-46	1298	153-228	.671	0-0	---	91-124	.734	153-386-539	30	126-1	33	65	24	397	11.5	0.6	8.4
17-18 Phoenix	46-46	1151	121-187	.647	0-0	---	58-93	.624	134-284-418	53	106-1	16	59	27	300	9.1	1.2	6.5
18-19 Pho.-LA-L	55-6	875	61-99	.616	0-1	.000	51-87	.586	92-215-307	37	110-0	21	42	23	173	5.6	0.7	3.1
<b>TOTALS</b>	<b>1134-881</b>	<b>31395</b>	<b>3544-5946</b>	<b>.596</b>	<b>0-11</b>	<b>.000</b>	<b>2387-3701</b>	<b>.645</b>	<b>3504-6897-10401</b>	<b>961</b>	<b>3236-50</b>	<b>624</b>	<b>1648</b>	<b>1327</b>	<b>9475</b>	<b>9.2</b>	<b>0.8</b>	<b>8.4</b>

### PLAYOFFS

YEAR	G-S	MIN	FGM-A	PCT	3FGM-A	PCT	FTM-A	PCT	REBOUNDS	AST	PF-D	ST	TO	BLK	TP	RPG	APG	PPG
04-05 Chicago	6-0	172	19-40	.475	0-0	---	32-46	.696	29-29-58	8	27-2	1	8	13	70	9.7	1.3	11.7
05-06 Chicago	6-0	104	4-6	.667	0-0	---	3-10	.300	8-19-27	3	29-1	2	6	2	11	4.5	0.5	1.8
07-08 New Orleans	12-12	412	43-68	.632	0-0	---	10-16	.625	45-78-123	5	43-0	5	10	20	96	10.3	0.4	8.0
08-09 New Orleans	4-4	94	6-12	.500	0-0	---	3-6	.500	8-13-21	2	17-1	2	8	1	15	5.3	0.5	3.
09-10 Charlotte	4-0	60	6-11	.545	0-0	---	2-3	.667	3-7-10	2	16-1	2	4	3	14	2.5	0.5	3.5
10-11 Dallas	21-21	680	57-98	.582	0-0	---	53-78	.679	79-114-193	8	77-2	13	14	19	167	9.2	0.4	8.0
11-12 New York	5-5	167	11-25	.440	0-0	---	9-15	.600	18-27-45	4	18-1	7	15	7	31	9.0	0.8	6.2
12-13 New York	12-12	350	28-52	.538	0-0	---	12-16	.750	40-48-88	4	48-2	8	11	14	68	7.3	0.3	5.7
14-15 Dallas	5-5	160	19-29	.655	0-0	---	13-26	.500	27-27-54	1	16-0	3	5	6	51	10.8	0.2	10.2
<b>TOTALS</b>	<b>75-59</b>	<b>2198</b>	<b>193-341</b>	<b>.566</b>	<b>0-0</b>	<b>---</b>	<b>137-216</b>	<b>.634</b>	<b>257-362-619</b>	<b>37</b>	<b>291-10</b>	<b>43</b>	<b>81</b>	<b>85</b>	<b>523</b>	<b>8.3</b>	<b>0.5</b>	<b>7.0</b>

## Career Transactions

Selected by the L.A. Clippers with the second overall pick in the 2001 NBA Draft before his rights were traded to Chicago... Re-signed with Chicago on 9/1/05... Traded by Chicago to New Orleans on 7/14/06... Traded by New Orleans to Charlotte on 7/28/09... Traded by Charlotte to Dallas on 7/13/10... Re-signed with Dallas on 12/10/11... Traded by Dallas to New York as part of a three-team trade with Washington on 12/10/11... Traded by New York to Dallas on 6/25/14... Signed as a free agent with Phoenix on 7/9/15... Waived by Phoenix on 11/4/18... Signed as a free agent with the L.A. Lakers on 11/6/18... Signed as a free agent with Houston on 7/18/19.

# #19 Tyson Chandler

## 2018-19 Notes/Career Highlights

- In 55 games with six starts for Phoenix and the L.A. Lakers, averaged 3.1 points (61.6% FGs, 0-1 3FGs, 58.6% FTs) and 5.6 rebounds in 15.9 minutes per game.
- Started the season with Phoenix and appeared in seven games before being waived on 11/4/18... Signed with the L.A. Lakers on 11/6/18 and appeared in 48 games over the remainder of the season.
- Missed one game due to back spasms (12/23/18), one game with a right big toe sprain (2/12/19), seven games with neck stiffness (3/4-3/17/19) and five games with the flu (3/26-4/2/19).
- Scored in double-figures three times... Grabbed 10+ rebounds nine times with three double-doubles.
- Played 20+ minutes 16 times, averaging 8.8 rebounds, including 3.2 offensive boards.
- Would have ranked tied for fourth in the NBA in field goal percentage (.616) if he qualified.
- Dating back to 2015-16, joins Enes Kanter as the only players with more than six games played to have averaged at least 8.0 rebounds in fewer than 24.0 minutes per game.
- Has the third-highest field goal percentage (.596) in NBA history among qualifiers.
- Has the third-most rebounds among active players (10,401).
- Was Defensive Player of the Year in 2012-13 and has been named All-Defensive Team three times (First Team in 2012-13 and Second Team in 2010-11 and 2011-12).
- Named All-NBA Third Team in 2011-12... Was an All-Star in 2012-13.
- Won a championship with Dallas in 2010-11... Won an Olympic gold medal with Team USA in 2012.

## 2017-18 (Phoenix)

- In 46 games (all starts), averaged 6.5 points (64.7% FGs, 62.4% FTs), 9.1 rebounds and 1.2 assists in 25.0 minutes per game.
- Missed two games with back spasms (11/8-11/10/17), four games due to illness (11/16-11/19/17, 1/26/18), two games due to personal reasons (12/7/17, 12/13/17), one game for rest (2/7/18) and seven games with a neck spasm (2/10/18, 2/14/-3/2/18).
- Would have ranked ninth in rebounding (9.1 rpg) if he qualified... The 9.1 rpg was the fourth-highest average by a player in their 17th or later season.
- Would have ranked second in the NBA in field goal percentage (.647) if he qualified.
- Reached 10,000 career rebounds vs. Indiana on 1/14/18.
- Scored in double-figures eight times... Grabbed 10+ rebounds 22 times with four double-doubles.

## 2016-17 (Phoenix)

- In 47 games with 46 starts, averaged 8.4 points (67.1% FGs, 73.4% FTs) and 11.5 rebounds in 27.6 minutes per game.
- Missed 12 games due to personal reasons (11/8-11/13/16, 11/18-11/23/16, 3/12/17, 4/7-4/11/17), one game with gastroenteritis (1/16/17), and 22 games for rest (2/11/17, 2/24-3/11/17, 3/15-4/5/17).
- His 11.5 rebounds per game marked the highest average by a player in his 16th season or later in NBA history.
- Would have ranked eighth in the NBA in rebounding (11.5 rpg) and second in field goal percentage (.671) if he qualified.
- Scored in double-figures 17 times, including 20+ twice... Grabbed 10+ rebounds 28 times, including 20+ three times... Recorded 12 double-doubles.
- Grabbed 15+ rebounds in seven straight games from 1/3-1/21/17.
- Scored 22 points on 9-of-9 shooting vs. Minnesota on 1/24/17.
- Played his 1,000th career game vs. Indiana on 12/7/16.

## 2015-16 (Phoenix)

- In 66 games with 60 starts, averaged 7.2 points (58.3% FGs, 0-1 3FGs, 62.0% FTs), 8.7 rebounds and 1.0 assists in 24.5 minutes per game.
- Missed one game with an upper respiratory infection (11/25/15), eight with a right hamstring strain (11/29-12/11/15), two with a right shoulder contusion (2/21-2/22/16), three with back spasms (3/23-3/26/16), one while in concussion protocol (4/11/16) and one for rest (4/13/16).
- Scored in double-figures 23 times, including 20+ twice... Grabbed 10+ rebounds 30 times, including 20+ twice... Recorded 20 double-doubles.
- Had a Suns franchise-record 27 rebounds, including 13 offensive, vs. Atlanta on 1/23/16.

## 2014-15 (Dallas)

- In 75 games (all starts), averaged 10.3 points (66.6% FGs, 72.0% FTs), 11.5 rebounds, 1.1 assists and 1.2 blocks in 30.5 minutes per game.
- Missed three games with a left hip injury (2/25-3/2/15), one with back spasms (12/28/14), one with a left ankle injury (2/11/15) and two due to rest (1/14/15, 4/13/15).
- Ranked fifth in rebounding (11.5 rpg)... Would have ranked second in field goal percentage (.666) if he qualified.
- Scored 20+ points six times... Grabbed 10+ rebounds 50 times, including 20+ three times... Recorded 31 double-doubles.
- **Playoffs:** Started all five games for Dallas during its First Round series vs. Houston, averaging 10.2 points (65.5% FGs, 50.0% FTs), 10.8 rebounds and 1.2 blocks in 32.0 minutes per game... Recorded two double-doubles.

## 2013-14 (New York)

- In 55 games (all starts), averaged 8.7 points (59.3% FGs, 0-1 3FGs, 63.2% FTs), 9.6 rebounds, 1.1 assists and 1.1 blocks in 30.2 minutes per game.
- Missed 20 games (11/8-12/16/13) after suffering a non-displaced fracture of his right fibula vs. Charlotte on 11/5/13... Also missed four games with an upper respiratory infection and two games for personal reasons.
- Scored in double-figures 26 times... Grabbed 10+ rebounds 26 times, including 20+ twice... Recorded 16 double-doubles.

# #19 Tyson Chandler

## 2012-13 (New York)

- In 66 games (all starts) averaged 10.4 points (63.8% FGs, 69.4% FTs), 10.7 rebounds and 1.1 blocks in 32.8 minutes per game.
- Missed 10 games with a left knee contusion and six due to a bulging disc in his neck.
- Was named an All-Star and earned All-Defensive First Team honors.
- Scored 20+ points five times... Grabbed 10+ rebounds 35 times, including 20+ four times... Recorded 20 double-doubles.
- Had a career-high 28 points on 12-of-13 shooting at Brooklyn on 11/26/12.
- Grabbed a career-high 28 rebounds vs. Golden State on 2/27/13.
- **Playoffs:** Started all 12 games for New York during its run to the Eastern Conference Semifinals, averaging 5.7 points (53.8% FGs, 75.0% FTs) and 7.3 rebounds in 29.2 minutes per game... Grabbed 10+ rebounds four times with one double-double.

## 2011-12 (New York)

- In 62 games (all starts), averaged 11.3 points (67.9% FGs, 0-2 3FGs, 68.9% FTs), 9.9 rebounds and 1.4 blocks in 33.2 minutes per game.
- Missed two games with a strained left hamstring and two games for rest.
- Led the NBA in field goal percentage (.679) and ranked ninth in rebounding (9.9 rpg).
- Was NBA Defensive Player of the Year and earned All-NBA Third Team and All-Defensive Second Team honors.
- Scored 20+ points six times... Grabbed 10+ rebounds 31 times with 20 double-doubles.
- **Playoffs:** Started all five games for New York during its First Round series vs. Miami, averaging 6.2 points (44.0% FGs, 60.0% FTs), 9.0 rebounds, 1.4 steals and 1.4 blocks in 33.4 minutes per game... Grabbed 10+ rebounds twice with one double-double.

## 2010-11 (Dallas)

- In 74 games (all starts), averaged 10.1 points (65.4% FGs, 73.2% FTs), 9.4 rebounds and 1.1 blocks in 27.8 minutes per game.
- Missed three games due to illness (12/7/10, 1/15-1/17/11), three games with a right ankle sprain (3/4-3/7/11) and two games with a lower back contusion (4/3-4/6/11).
- Ranked 10th in the NBA in rebounding (9.4 rpg)... Would have led the NBA in field goal percentage (.654) if he qualified.
- Named All-Defensive Second Team and finished third in voting for Defensive Player of the Year.
- Scored 20+ points four times... Grabbed 10+ rebounds 31 times with 18 double-doubles.
- Grabbed 14 rebounds in the third quarter vs. Minnesota on 12/1/10.
- **Playoffs:** Started all 21 games for Dallas during its championship run, averaging 8.0 points (58.2% FGs, 67.9% FTs) and 9.2 rebounds in 32.4 minutes per game... Scored in double-figures six times... Grabbed 10+ rebounds six times with three double-doubles... Averaged 9.7 ppg and 8.8 rpg in 37.2 mpg in five games vs. Miami in the Finals.

## 2009-10 (Charlotte)

- In 51 games with 27 starts, averaged 6.5 points (57.4% FGs, 73.2% FTs), 6.3 rebounds and 1.1 blocks in 22.8 minutes per game.
- Missed 22 games with a stress reaction in his left foot and seven games with soreness in his left foot and ankle.
- Scored in double-figures 13 times... Grabbed 10+ rebounds 33 times with five double-doubles.
- **Playoffs:** Appeared in all four games of Charlotte's First Round series vs. Orlando, averaging 3.5 points (54.5% FGs, 66.7% FTs) and 2.5 rebounds in 15.0 minutes per game.

## 2008-09 (New Orleans)

- In 45 games (all starts), averaged 8.8 points (56.5% FGs, 57.9% FTs), 8.7 rebounds and 1.2 blocks in 32.1 minutes per game.
- Scored in double-figures 23 times... Grabbed 10+ rebounds 19 times with 15 double-doubles.
- **Playoffs:** Started all four games for New Orleans during its First Round series vs. Denver, averaging 3.8 points (50.0% FGs, 50.0% FTs) and 5.3 rebounds in 23.5 minutes per game.

## 2007-08 (New Orleans)

- In 79 games (all starts), averaged 11.8 points (62.3% FGs, 0-1 3FGs, 59.3% FTs), 11.7 rebounds and 1.1 blocks in 35.2 minutes per game.
- Ranked third in the NBA in rebounding (11.7 rpg) and second in field goal percentage (.623).
- Scored 20+ points five times... Grabbed 10+ rebounds 21 times, including 20+ four times... Recorded 38 double-doubles, including 22 points and 22 rebounds at Golden State on 1/4/08.
- **Playoffs:** Started all 12 games for New Orleans during its run to the Western Conference Semifinals, averaging 8.0 points (63.2% FGs, 62.5% FTs), 10.3 rebounds and 1.7 blocks... Scored in double-figures seven times... Grabbed 10+ rebounds seven times with five double-doubles.

## 2006-07 (New Orleans [Oklahoma City])

- In 73 games (all starts), averaging 9.5 points (62.4% FGs, 0-1 3FGs, 52.7% FTs), 12.4 rebounds and 1.8 blocks in 34.6 minutes per game.
- Ranked second in the NBA in rebounding (12.4 rpg) and would have led the league in field goal percentage (.624) if he qualified.
- Scored 20+ points twice... Grabbed 10+ rebounds 56 times, including 20+ five times... Recorded 34 double-doubles, including 22 points and 22 rebounds at Memphis on 2/13/07.



# #19 Tyson Chandler

## 2005-06 (Chicago)

- In 79 games with 50 starts, averaged 5.3 points (56.5% FGs, 0-1 3FGs, 50.3% FTs), 9.0 rebounds and 1.3 blocks in 26.8 minutes per game.
- Scored in double-figures 12 times... Grabbed 10+ rebounds 32 times, including 20+ twice... Recorded nine double-doubles.
- **Playoffs:** Appeared in all six games of Chicago's First Round series vs. Miami, averaging 1.8 points (66.7% FGs, 30.0% FTs) and 4.5 rebounds in 17.3 minutes per game.

## 2004-05 (Chicago)

- In 80 games with 10 starts, averaged 8.0 points (49.4% FGs, 0-2 3FGs, 67.3% FTs), 9.7 rebounds and 1.8 blocks in 27.4 minutes per game.
- Ranked tied for ninth in rebounding (9.7 rpg).
- Scored in double-figures 30 times... Grabbed 10+ rebounds 36 times, including 20+ four times... Recorded 21 double-doubles.
- **Playoffs:** Appeared in all six games of Chicago's First Round series vs. Washington, averaging 11.7 points (47.5% FGs, 69.6% FTs), 9.7 rebounds, 1.3 assists and 2.2 blocks in 28.7 minutes per game... Scored 10+ points four times, including 20+ once... Grabbed 10+ rebounds four times with four double-doubles.

## 2003-04 (Chicago)

- In 35 games with eight starts, averaged 6.1 points (42.4% FGs, 0-1 3FGs, 66.9% FTs), 7.7 rebounds and 1.2 blocks in 22.3 minutes per game.
- Missed 43 games with low back pain.
- Scored in double-figures nine times, including 20+ once... Grabbed 10+ rebounds 11 times, including 20+ once... Recorded six double-doubles.

## 2002-03 (Chicago)

- In 75 games with 68 starts, averaged 9.2 points (53.1% FGs, 60.8% FTs), 6.9 rebounds and 1.4 blocks in 24.4 minutes per game.
- Missed six games due to esophagitis.
- Scored 20+ points four times... Grabbed 10+ rebounds 18 times, including 20+ once... Recorded 13 double-doubles.


## 2001-02 (Chicago)

- In 71 games with 31 starts, averaged 6.1 points (49.7% FGs, 60.4% FTs), 4.8 rebounds and 1.3 blocks in 19.6 minutes per game.
- Made his NBA debut at 19 years and 29 days old vs. Indiana on 10/31/01.
- Scored in double-figures 16 times, including 20+ once... Grabbed 10+ rebounds seven times, including seven double-doubles.

## Personal

- Son of the late Vernie Threadgill... He and his wife, Kimberly, have three children: Sacha-Marie, Tyson II and Sayge.
- Kimberly is a writer and journalist who has contributed to Style.com and Essence.com... he and his wife have worked with UNICEF, Delete Blood Cancer DKMS, the Special Olympics, and the Susan G. Komen Race for the Cure.
- Grew up on a farm in central California and played basketball on a backboard his late grandfather nailed to a tree.
- Declared for the 2001 NBA Draft following his senior year at Dominguez High School in Compton.
- Was a McDonald's All-American and was named to the Parade Magazine All-American First Team... Led Dominguez to three straight Division II State Championships... As a freshman, played with Tayshaun Prince... Was a two-time California Mr. Basketball.
- Won gold medals with Team USA at the 2012 Olympics, the 2010 FIBA World Championship and the 2007 FIBA Americas Championship... Holds a perfect 36-0 record in tournament and pre-tournament games as a member of USA Basketball national teams.

# #6 Gary Clark



## Personal Info

<b>Height</b>	6-6	<b>High School</b>	Clayton (Clayton, NC)
<b>Weight</b>	225	<b>Prior to NBA</b>	Cincinnati
<b>Birthdate</b>	11/16/94	<b>NBA Experience</b>	1
<b>Birthplace</b>	Smithfield, NC	<b>Drafted</b>	Not selected in the 2018 NBA Draft

## Career Highs

	Regular Season	Playoffs		Regular Season	Playoffs
<b>PTS</b>	14 vs. Mia 2/28/19		<b>OR</b>	4 vs. Ind 11/11/18	
<b>FGM</b>	5 vs. Mia 2/28/19		<b>DR</b>	7 at Chi 11/3/18	1 vs. Uta 4/17/19
<b>FGA</b>	9 (2 times)		<b>TR</b>	8 (2 times)	1 vs. Uta 4/17/19
<b>3FGM</b>	3 (3 times)		<b>AST</b>	2 (2 times)	
<b>3FGA</b>	7 (3 times)		<b>STL</b>	2 (6 times)	
<b>FTM</b>	3 at Ind 11/5/18		<b>BLK</b>	4 vs. Sac 11/17/18	
<b>FTA</b>	3 at Ind 11/5/18		<b>MIN</b>	32:56 vs. Ind 11/11/18	3:06 vs. Uta 4/17/19

## Career Statistics

### REGULAR SEASON

YEAR	G-S	MIN	FGM-A	PCT	3FGM-A	PCT	FTM-A	PCT	REBOUNDS OFF-DEF-TOT	AST	PF-D	ST	TO	BLK	TP	RPG	APG	PPG
18-19 Houston	51-2	641	50-151	.331	41-138	.297	7-7	1.000	24-92-116	18	47-0	20	7	26	148	2.3	0.4	2.9

### PLAYOFFS

YEAR	G-S	MIN	FGM-A	PCT	3FGM-A	PCT	FTM-A	PCT	REBOUNDS OFF-DEF-TOT	AST	PF-D	ST	TO	BLK	TP	RPG	APG	PPG
18-19 Houston	2-0	4	0-0	---	0-0	---	0-0	---	0-1-1	0	0-0	0	0	0	0	0.5	0.0	0.9

## Career Transactions

Was not selected in the 2018 NBA Draft... Signed as a free agent with Houston on 7/5/18... Houston converted his two-way contract to a standard deal on 12/6/18.

# #6 Gary Clark

## 2018-19 Notes/Career Highlights

---

- In 51 games with two starts for Houston, averaged 2.9 points (33.1% FGs, 29.7% 3FGs, 7-7 FTs) and 2.3 rebounds in 12.6 minutes per game.
- Had his two-way contract converted to a standard NBA contract on 12/6/18.
- Recorded 27 DNP-CD's.
- Was assigned to the Rocket G League affiliate, Rio Grande Valley five times (2/4-2/11/19; 3/6-3/7/19; 3/16/19; 3/23-3/24/19; 4/8/19)... In seven games for the Vipers, averaged 12.0 ppg (40.3% FGs, 29.4% 3FGs, 64.7% FTs), 6.9 rpg, 2.9 apg, 1.3 spg and 1.0 bpg in 30.3 mpg.
- Made his first career start vs. Brooklyn on 1/16/19.
- Scored in double figures twice (11 points vs. Portland on 10/30/18 and 14 points in his second career start vs. Miami on 2/28/19).
- Over his final 29 games played, shot 33.9% from 3-point range after shooting 26.3% over his first 22 games played.
- Hit 2+ 3FGM 11 times, including 3+ three times.
- 128 of his 151 shot attempts were from 3-point range.
- Had 20 steals with 7 turnovers.
- Recorded 2+ blocks 7 times, including 3+ twice.
- Had 9 points, 7 rebounds, 2 assists, 2 blocks and 3 3FGM vs. Golden State on 11/15/18... Became the second Rockets rookie to post those numbers in a game (Eddie Griffin twice in 2001-02).
- Had 6 rebounds, 3 blocks and 2 steals at Indiana on 11/5/18... Last Rockets rookie to post those numbers was Yao Ming vs. Boston on 1/13/03.
- **Summer 2019:** Started four games for Houston in the NBA Summer League in Las Vegas, averaging 13.3 points (37.0% FGs, 29.7% 3FGs, 2-4 FTs), 4.3 rebounds and 2.3 steals in 28.3 minutes per game.
- **Summer 2018:** Was a member of the Rockets entry in the NBA Summer League in Las Vegas but did not appear in a game for rest while recovering from an ankle injury.
- **Playoffs 2019:** Appeared in two games for a total of 4 minutes during Houston's run to the Western Conference Semifinals.

## College

---

- Spent all four seasons at Cincinnati... Started a school record 137 games.
- In 139 career games, averaged 10.5 points, 8.1 rebounds, 2.0 assists, 1.2 steals and 1.3 blocks while shooting 52.5% from the floor... Led the Bearcats in rebounding in each of his four seasons.
- As a senior, named American Athletic Conference Player of the Year while picking up AP Honorable Mention All-American distinction.
- Was AAC Defensive Player of the Year as a junior and a senior.
- Dating back to 1992-93, joined David West as the only Division I players with career totals of 1,400 points, 1,100 rebounds, 200 assists, 150 steals and 180 blocks.
- Finished career as third Bearcat with at least 1,400 points and 1,100 rebounds joining Oscar Robertson and Jack Tyman.

## Personal

---

- Son of Tammy McKey and Gary Clark, Sr. ... Has one brother, Jeremiah and two sisters, Azia and Tanija.
- Finished his career at Clayton High School as their all-time leader in points, rebounds and blocks.
- Became the first player in the state of North Carolina to record a quadruple double with 22 points, 21 rebounds, 15 blocked shots and 10 assists during his senior season.
- Graduated with a degree in criminal justice.

# #3 Chris Clemons



## Personal Info

<b>Height</b>	<b>High School</b>
5-9	Millbrook (Raleigh, NC)
<b>Weight</b>	<b>Prior to NBA</b>
180	Campbell
<b>Birthdate</b>	<b>NBA Experience</b>
7/23/97	Rookie
<b>Birthplace</b>	<b>Drafted</b>
Raleigh, NC	Not selected in the 2019 NBA Draft

## NCAA Career Highs

<b>PTS</b>	51 vs. UNC Asheville 3/2/17	<b>OR</b>	3 (5 times)
<b>FGM</b>	18 vs. UNC Asheville 3/2/17	<b>DR</b>	8 (7 times)
<b>FGA</b>	32 vs. UNC Asheville 3/2/17	<b>TR</b>	10 at Hampton 1/26/19
<b>3FGM</b>	10 (2 times)	<b>AST</b>	9 (2 times)
<b>3FGA</b>	19 (2 times)	<b>STL</b>	6 vs. Morgan State 11/21/15
<b>FTM</b>	22 vs. Hampton 2/13/19	<b>BLK</b>	3 (2 times)
<b>FTA</b>	24 vs. Hampton 2/13/19	<b>MIN</b>	43 vs. Gardner-Webb 1/3/18

## NCAA Career Statistics

YEAR	G-S	MIN	FGM-A	PCT	3FGM-A	PCT	FTM-A	PCT	REBOUNDS		PF-D	ST	TO	BLK	TP	RPG	APG	PPG
									OFF-DEF-TOT	AST								
15-16 Campbell	30-29	965	186-439	.424	92-246	.374	92-109	.844	10-101-111	54	75-1	45	57	8	556	3.7	1.8	18.5
16-17 Campbell	36-34	1205	301-674	.447	118-333	.354	184-223	.825	18-149-167	92	69-0	70	100	18	904	4.6	2.6	25.1
17-18 Campbell	31-30	1055	233-515	.452	95-256	.371	211-245	.861	10-132-142	95	58-0	49	83	10	772	4.6	3.1	24.9
18-19 Campbell	33-33	1208	304-679	.448	139-389	.357	246-283	.869	25-142-167	94	63-1	49	84	11	993	5.1	2.8	30.1
<b>TOTALS</b>	<b>130-126</b>	<b>4433</b>	<b>1024-2307</b>	<b>.444</b>	<b>444-1224</b>	<b>.363</b>	<b>733-860</b>	<b>.852</b>	<b>63-524-587</b>	<b>335</b>	<b>265-2</b>	<b>213</b>	<b>324</b>	<b>47</b>	<b>3225</b>	<b>4.5</b>	<b>2.6</b>	<b>24.8</b>

## Career Transactions

Was not selected in the 2019 NBA Draft... Signed as a rookie free agent with Houston on 7/3/19.

Players



# #3 Chris Clemons

## 2018-19 Notes

- Started all five games for Houston in the NBA Summer League in Las Vegas, averaging a team-high 20.8 points (39.5% FGs, 43.1% 3FGs, 78.9% FTs), 4.4 rebounds, 2.0 assists and 1.6 steals in 27.5 minutes per game.

## College


- Spent all four seasons at Campbell... Finished career with the third-most points in NCAA Division I history (3,225; 24.8 ppg) and as one of 10 players with at least 3,000 career points.
- Led the nation in scoring with 30.1 ppg as a senior... Scored in double-figures in 129 of his 130 career games, including each of his final 115 games which tied Lionel Simmons for the longest streak in Division I history.
- Scored 20+ points 93 times in his career, including 30+ 31 times and 40+ five times with a career high of 51.
- Finished career with the fifth-most 3-pointers made (444) in Division I history; averaged 3.4 3FGM for his career... Hit 10 3FGM in a single game twice.
- Shot 85.2% from the foul line for his career and tied for the most attempts (751) of any Division I player over his final three seasons.
- Named third-team All-America by the US Basketball Writers Association and Honorable Mention by the Associated Press.. Was MVP of the Portsmouth Invitational.

## Personal

- Son of Carlyton Clemons and Monique Williamson.
- Majored in business administration
- Went through the NBA Draft process in both 2017 and 2018 before returning to school.
- Attended Millbrook High School in his hometown of Raleigh, North Carolina.
- Likes to draw.



# #21 Michael Frazier



## Personal Info

<b>Height</b>	<b>High School</b>
6-3	Montverde Academy (Montverde, FL)
<b>Weight</b>	<b>Prior to NBA</b>
200	Florida
<b>Birthdate</b>	<b>NBA Experience</b>
3/8/94	Rookie
<b>Birthplace</b>	<b>Drafted</b>
Tampa, FL	Not selected in 2015 NBA Draft

## Career Transactions

Was not selected in the 2015 NBA Draft... Signed as a free agent with the L.A. Lakers on 8/25/15... Waived by the L.A. Lakers on 10/20/15... Signed as a free agent with Houston on 4/6/19.

## Notes/Career Highlights

### 2018-19 Notes

- Signed with Houston on 4/7 but did not appear in a game... Was playing for the Rockets single-affiliation G League partner Rio Grande Valley... In 45 games for the Vipers, averaged 16.9 ppg (44.6% FGs, 38.1% 3FGs, 78.1% FTs), 5.5 rpg, 3.4 apg & 1.3 spg in 33.3 mpg... Also averaged 2.8 3FGM.
- Was named the 2018-19 NBA G League Most Improved Player.
- In February, played for USA Basketball's Men's World Cup Qualifying Team, averaging team-highs of 17.0 points and 6.5 rebounds in the two games... the team was coached by former Rockets head coach Jeff Van Gundy.
- **Playoffs 2019:** Did not appear in a game for Houston during its run to the Western Conference Semifinals.

### 2017-18 (Injured)

- Signed to play with Riesen Ludwigsburg of the German league but contract was voided due to a knee injury.

### 2016-17 (International)

- Played for Scaligera Basket Verona of the Italian second-tier league, averaging 17.2 points, 4.7 rebounds, 2.6 assists and 1.5 steals.
- **Summer 2016:** In five games for Orlando in the Orlando Pro Summer League, averaged 4.8 points (38.5% FGs, 66.7% 3FGs, 75.0% FTs), 2.2 rebounds and 1.2 assists in 13.7 minutes per game.

### 2015-16 (G League)

- In a total of 36 G League games with two starts for Fort Wayne, Iowa and Los Angeles, averaged 6.7 points (43.2% FGs, 35.6% 3FGs, 71.2% FTs), 2.3 rebounds and 1.3 assists in 16.8 minutes per game.
- **Summer 2015:** Started all six games for Golden State in the NBA Summer League in Las Vegas, averaging 4.5 points (26.3% FGs, 0-11 3FGs, 77.8% FTs) and 2.7 rebounds in 15.8 minutes per game.

## College

- Was an early entry candidate for the 2015 NBA Draft following his junior season at Florida.
- Over his final two seasons, averaged 12.2 points after averaging 5.6 ppg as a freshman.
- For his career, averaged 2.2 3-pointers made on 43.2% shooting and shot 85.4% from the foul line.
- As a sophomore, set the Gators school record for 3-pointers made in a season with 118... Also hit a single game school record 11 3FGM at South Carolina on 3/4/14.
- Gators made the Elite 8 his freshman season and advanced to the Final Four his sophomore season... Florida won 30 straight games during his sophomore season.

## Personal

- Attended Monteverde Academy in Florida, which also produced RJ Barrett, Joel Embiid, Luc Mbah a Moute, D'Angelo Russell, and Ben Simmons... Played alongside Embiid at Monteverde.
- Won a gold medal with Team USA at the 2013 U-19 World Championship.

# #10 Eric Gordon



## Personal Info

### Height

6-3

### Weight

215

### Birthdate

12/25/88

### Birthplace

Indianapolis, IN

### High School

North Central (Indianapolis, IN)

### Prior to NBA

Indiana

### NBA Experience

12

### Drafted

2008 (7th overall) by L.A. Clippers

## Career Highs

	Regular Season	Playoffs		Regular Season	Playoffs
<b>PTS</b>	41 vs. OKC 1/23/09	30 vs. GS 5/4/19	<b>OR</b>	5 at Phi 12/15/10	2 (5 times)
<b>FGM</b>	14 vs. Min 12/20/10	12 vs. GS 4/25/15	<b>DR</b>	8 vs. Tor 2/23/15	6 (2 times)
<b>FGA</b>	26 (2 times)	22 vs. GS 5/28/18	<b>TR</b>	8 (3 times)	8 at OKC 4/23/17
<b>3FGM</b>	8 (5 times)	7 vs. GS 5/4/19	<b>AST</b>	11 vs. SA 11/1/10	6 vs. GS 5/28/18
<b>3FGA</b>	17 vs. Mil 1/18/17	14 vs. GS 5/4/19	<b>STL</b>	5 (4 times)	2 (5 times)
<b>FTM</b>	16 vs. NJ 11/15/10	9 vs. GS 5/24/18	<b>BLK</b>	3 (5 times)	2 (5 times)
<b>FTA</b>	20 vs. NJ 11/15/10	10 vs. GS 5/24/18	<b>MIN</b>	53:12 at Uta 11/6/10	45:15 vs. GS 5/4/19

## Career Statistics

### REGULAR SEASON

YEAR	G-S	MIN	FGM-A	PCT	3FGM-A	PCT	FTM-A	PCT	REBOUNDS	AST	PF-D	ST	TO	BLK	TP	RPG	APG	PPG
08-09 L.A. Clippers	78-65	2677	411-901	.456	131-337	.389	299-350	.854	45-156-201	215	172-3	78	164	35	1252	2.6	2.8	16.1
09-10 L.A. Clippers	62-60	2229	352-784	.449	119-321	.371	222-299	.742	25-135-160	186	96-0	69	144	14	1045	2.6	3.0	16.9
10-11 L.A. Clippers	56-56	2112	427-949	.450	106-291	.364	287-348	.825	45-119-164	244	115-1	71	151	18	1247	2.9	4.4	22.3
11-12 New Orleans	9-9	310	63-140	.450	10-40	.250	49-65	.754	2-23-25	31	20-0	13	24	4	185	2.8	3.4	20.6
12-13 New Orleans	42-40	1264	235-584	.402	56-173	.324	187-222	.842	10-67-77	137	75-1	45	117	8	713	1.8	3.3	17.0
13-14 New Orleans	64-64	2057	356-817	.436	101-258	.391	175-223	.785	30-135-165	208	114-2	74	134	12	988	2.6	3.3	15.4
14-15 New Orleans	61-60	2018	285-694	.411	141-315	.448	107-133	.805	28-131-159	229	145-0	50	122	14	818	2.6	3.8	13.4
15-16 New Orleans	45-44	1481	231-552	.418	113-294	.384	111-125	.888	10-89-99	121	98-0	43	73	14	686	2.2	2.7	15.2
16-17 Houston	75-15	2323	412-1016	.406	246-661	.372	147-175	.840	29-172-201	188	150-0	48	121	41	1217	2.7	2.5	16.2
17-18 Houston	69-30	2154	415-970	.428	218-608	.359	195-241	.809	25-145-170	154	116-0	44	130	27	1243	2.5	2.2	18.0
18-19 Houston	68-53	2158	384-938	.409	216-600	.360	119-152	.783	17-131-148	129	143-1	41	90	27	1103	2.2	1.9	16.2
<b>TOTALS</b>	<b>629-496</b>	<b>20784</b>	<b>3571-8345</b>	<b>.428</b>	<b>1457-3898</b>	<b>.374</b>	<b>1898-2333</b>	<b>.814</b>	<b>266-1303-1569</b>	<b>1842</b>	<b>1244-8</b>	<b>576</b>	<b>1270</b>	<b>214</b>	<b>10497</b>	<b>2.5</b>	<b>2.9</b>	<b>16.7</b>

### PLAYOFFS

YEAR	G-S	MIN	FGM-A	PCT	3FGM-A	PCT	FTM-A	PCT	REBOUNDS	AST	PF-D	ST	TO	BLK	TP	RPG	APG	PPG
14-15 New Orleans	4-4	143	28-63	.444	13-32	.406	5-6	.833	2-7-9	15	11-0	2	10	2	74	2.3	3.8	18.5
16-17 Houston	11-2	358	51-121	.421	27-70	.386	13-18	.722	5-38-43	22	20-0	8	14	6	142	3.9	2.0	12.9
17-18 Houston	17-2	549	84-221	.380	43-130	.331	51-61	.836	9-36-45	28	29-0	10	24	8	262	2.6	1.6	15.4
18-19 Houston	11-11	410	67-150	.447	38-95	.400	24-28	.857	5-23-28	14	22-0	7	27	11	196	2.5	1.3	17.8
<b>TOTALS</b>	<b>43-19</b>	<b>1460</b>	<b>230-555</b>	<b>.414</b>	<b>121-327</b>	<b>.370</b>	<b>93-113</b>	<b>.823</b>	<b>21-104-125</b>	<b>79</b>	<b>82-0</b>	<b>27</b>	<b>75</b>	<b>27</b>	<b>674</b>	<b>2.9</b>	<b>1.8</b>	<b>15.7</b>

## Career Transactions

Selected with the seventh overall pick by the L.A. Clippers in the 2008 NBA Draft... Acquired by New Orleans from the L.A. Clippers along with Al-Farouq Aminu, Chris Kaman and a future first round pick in exchange for Chris Paul and two future second round picks on 12/14/11... Signed as a free agent with Houston on 7/9/16... Signed a contract extension with Houston on 8/31/19.

# #10 Eric Gordon

## 2018-19 Notes/Career Highlights

- In 68 games with 53 starts for Houston, averaged 16.2 ppg (40.9% FGs, 36.0% 3FGs, 78.3% FTs), 2.2 rpg and 1.9 apg in 31.7 mppg.
- Missed three games with a right adductor strain (11/3-11/8/18), eight games with a right knee contusion (12/31/18-1/14/19), two games with right knee soreness (2/4/19; 2/28/19) and one game for rest (3/20/19)... Played at least 65 games in all three of his seasons as a Rocket (once over his first eight seasons).
- Started 53 times after starting a total of 45 games over his first two seasons with Houston... Since joining the Rockets in 2016-17, has come off the bench 114 times after starting 398 of his first 417 career games played.
- Averaged 16.9 points as a starter and 13.7 ppg as a reserve.
- Rockets won 11 of the final 12 games in which he scored 20+ points, including nine straight... Scored 20+ points 20 times, including 30+ three times.
- Hit 4+ 3FGM in 17 of his final 27 games played after doing so 11 times over his first 41 games played... Hit 2+ 3FGM 57 times, including 3+ 42 times, 4+ 28 times and 5+ 15 times.
- Over his final 36 games played, averaged 3.7 3FGM on 40.7% shooting after averaging 2.6 3FGM on 30.3% shooting over his first 32 games played.
- Rockets were 16-6 when he had 3+ assists.
- Has hit 200+ 3FGM while playing fewer than 2,200 minutes in each of the past two seasons, joining J.J. Redick as the only players in NBA history with multiple seasons doing so.
- Over the past six seasons is one of six players (250+ GP) to have averaged at least 2.5 3FGM while shooting 37.0% or better from behind-the-arc.
- Was runner-up for the Sixth Man of the Year Award in 2017-18 after becoming the first player in franchise history to win it in 2016-17.
- **Playoffs 2019:** Started all 11 games for Houston during its run to the Western Conference Semifinals, averaging 17.8 points (44.7% FGs, 40.0% 3FGs, 85.7% FTs), 2.5 rebounds and 1.3 assists in 37.3 minutes per game... Scored 20+ points three times, including a playoff career-high 30 in Game 3 of the Conference Semifinals vs. Golden State... Hit 3+ 3FGM nine times, including 7 in Game 3 of the Conference Finals vs. Golden State.

## 2017-18 Notes (Houston)

- In 69 games with 30 starts, averaged 18.0 points, 2.5 rebounds and 2.2 assists in 31.2 minutes per game while shooting 42.8% from the floor, 35.9% from 3-point range and 80.9% from the line).
- Missed four games due to illness (10/28/17; 2/23-2/26/18), one game with right calf tightness (11/22/17), three games with low back stiffness (2/1-2/3; 2/7/18), one game with a right knee contusion (2/14/18), one game with right knee soreness (3/30/18), and three games with left ankle soreness (4/5-4/7/18; 4/11/18).
- Was runner-up for the Sixth Man of the Year Award.
- In 30 starts, averaged 21.5 points and 3.5 assists (15.3 ppg and 1.3 apg as reserve).
- Averaged 18.0 points, marking his highest scoring average since 2011-12.
- Scored 20+ points 30 times season (Rockets 22-8 mark), including 30+ five times... Scored 20+ points in five straight games twice in 2017-18, marking his longest streaks since a 10-game span from 1/5-3/2/11.
- Post-All-Star break (18 GP), shot 43.5% from 3-point range after shooting 33.4% his first 51 games played.
- Hit 2+ 3FGM 54 times, including 3+ 41 times, 4+ 28 times and 5+ 17 times... Hit 2+ 3FGM in a career-high 15 straight games from 12/18-1/18.
- Recorded 6+ assists in a career-high tying four straight games from 1/3-1/8/18.
- **Playoffs:** Appeared in all 17 games with two starts for Houston during its run to the Western Conference Finals, averaging 15.4 points, 2.6 rebounds and 1.6 assists in 32.3 minutes per game while shooting 38.0% from the floor, 33.1% from 3-point range and 83.6% from the line... Scored 20+ points four times... Hit 3+ 3FGM nine times, including 6-of-9 in Game 4 of the Western Conference Finals vs. Golden State.

## 2016-17 (Houston)

- In 75 games with 15 starts, averaged 16.2 points, 2.7 rebounds and 2.5 assists in 31.0 minutes per game while shooting 40.6% from the floor, 37.2% from 3-point range and 84.0% from the line.
- Became the first player in franchise history to be named Sixth Man of the Year... Also became the first Rocket to win the 3-point contest during NBA All-Star Weekend in New Orleans.
- Missed two games with a sprained left big toe (1/10-1/11/17) and four games with lower back soreness/tightness (1/25-1/27/17; 2/9-2/11/17)... Also missed one game for rest (4/9/17).
- Scored 20+ points 19 times, including 30+ once... Rockets were 17-2 when he scored 20+ points.
- Averaged 17.6 points (43.6% FGs, 41.3% 3FGs) in wins compared to 13.4 ppg (34.3% FGs, 28.4% 3FGs) in losses... Rockets were 35-7 when he scored 15+ points.
- Ranked fourth in the NBA with 246 3-pointers made after not having more than 141 in a season prior in his career.
- Hit 206 3FGM as a reserve, breaking the NBA single season record of 179 by Mirza Teletovic in 2015-16.
- Over a 21-game span from 11/27-1/5, averaged 4.6 3FGM on 47.1% shooting... Hit 3+ 3FGM in 13 consecutive games from 11/25-12/17, which tied for the third-longest streak in NBA history... Hit 4+ 3FGM in seven straight games from 11/25-1/27, which tied for second-longest streak in history.
- Hit 2+ 3FGM 65 times, including 3+ 49 times, 4+ 31 times and 5+ 13 times.
- **Playoffs:** Appeared in all 11 games with two starts for Houston during its run to the Western Conference Semifinals, averaging 12.9 points, 3.9 rebounds and 2.0 assists in 32.6 minutes per game while shooting 42.1% from the floor, 38.6% from 3-point range and 72.2% from the line... Scored 20+ points twice... Hit 3+ 3FGM five times, including 6-of-9 in Game 4 of the Western Conference Semifinals vs. San Antonio.

## 2015-16 (New Orleans)

- In 45 games with 44 starts for New Orleans, averaged 15.2 points, 2.7 assists, 2.2 rebounds and 0.96 steals in 32.9 minutes per game while shooting 41.8% from the floor, 38.4% from 3-point range and 88.8% from the line.
- Suffered a fractured right ring finger vs. Minnesota on 1/19/16 and missed the next 16 games... Re-fractured the finger vs. Utah on 3/5/16 and missed the final 21 games of the season.
- Scored 20+ points 13 times, including 30+ twice.
- Hit 2+ 3FGM 29 times, including 3+ 21 times, and 4+ 15 times.



# #10 Eric Gordon

## 2014-15 (New Orleans)

- In 61 games with 60 starts, averaged 13.4 points, 3.8 assists and 2.6 rebounds in 33.1 minutes per game while shooting 41.1% from the floor, 44.8% from 3-point range and 80.5% from the line.
- Suffered a torn left labrum at Utah on 11/22/14 and missed the next 21 games.
- Scored 20+ points 13 times, including 30+ twice... Had 17 points and 10 assists vs. the L.A. Lakers on 1/21/15.
- Hit 2+ 3FGM 44 times, including 3+ 25 times, and 4+ 12 times.
- **Playoffs:** Started all four games of New Orleans First Round series vs. Golden State, averaging 18.5 points, 3.8 assists and 2.3 rebounds in 35.8 minutes per game while shooting 44.4% from the floor, 40.6% from 3-point range and 83.3% from the line... Scored 20+ points twice.

## 2013-14 (New Orleans)

- In 64 games (all starts), averaged 15.4 points, 3.3 assists, 2.6 rebounds and 1.16 steals in 32.1 minutes per game while shooting 43.6% from the floor, 39.1% from 3-point range and 78.5% from the line.
- Missed three games with a right hip contusion (12/27-12/30/13), one game with illness (3/12/14) and the final 14 games with left knee tendinitis.
- Scored 20+ points 16 times, including 30+ once.
- Hit 2+ 3FGM 31 times, including 3+ 13 times.

## 2012-13 (New Orleans)

- In 42 games with 40 starts, averaged 17.0 points, 3.3 assists, 1.8 rebounds and 1.07 steals in 30.1 minutes per game while shooting 40.2% from the floor, 32.4% from 3-point range and 84.2% from the line.
- Missed the first 29 games of the season with a right knee injury and an additional nine games, which were the second part of a back-to-back, as a precautionary measure... Missed one game with a sprained right hand (2/13/13) and one game with a sore left ankle (3/25/13).
- Scored 20+ points 17 times.
- Hit 2+ 3FGM 16 times, including 3+ eight times.

## 2011-12 (New Orleans)

- In nine games (all starts), averaged 20.6 points, 3.4 assists, 2.8 rebounds and 1.44 steals in 34.4 minutes per game while shooting 45.0% from the floor, 25.0% from 3-point range and 75.4% from the line.
- Missed 51 games with a right knee injury and four games due to back spasms.
- Scored 20+ points five times, including 30+ once... Hit 2+ 3FGM three times.

## 2010-11 (L.A. Clippers)

- In 56 games (all starts), averaged 22.3 points, 4.4 assists, 2.9 rebounds and 1.27 steals in 37.7 minutes per game while shooting 45.0% from the floor, 36.4% from 3-point range and 82.5% from the line.
- Missed two games with a bruised left shoulder and a total of 24 games with a sprained right wrist.
- Scored 20+ points 36 times, including 30+ eight times... Had 23 points and 11 assists vs. San Antonio on 11/1/10.
- Hit 2+ 3FGM 30 times, including 3+ 15 times, and 4+ nine times.

## 2009-10 (L.A. Clippers)

- In 62 games with 60 starts, averaged 16.9 points, 3.0 assists, 2.6 rebounds and 1.11 steals in 36.0 minutes per game while shooting 44.9% from the floor, 37.1% from 3-point range and 74.2% from the line.
- Missed a total of 13 games with a strained groin, one game with hamstring tightness, three games with a sprained left big toe and three games due to illness.
- Scored 20+ points 20 times, including 30+ once.
- Hit 2+ 3FGM 33 times, including 3+ 25 times and 4+ eight times.
- Played for the sophomores in the Rookie Challenge during NBA All-Star Weekend.

## 2008-09 (L.A. Clippers)

- In 78 games with 65 starts, averaged 16.1 points, 2.8 assists, 2.6 rebounds and 1.00 steals in 34.3 minutes per game while shooting 45.6% from the floor, 38.9% from 3-point range and 85.4% from the line.
- Missed four games with a bruised left shoulder.
- Named to the NBA All-Rookie Second Team and was Western Conference Rookie of the Month for January... Played in the Rookie Challenge during NBA All-Star Weekend.
- Scored 20+ points 28 times, including 30+ five times... Had 41 points vs. Oklahoma City on 1/23/09.
- Hit 2+ 3FGM 37 times, including 3+ 22 times, and 4+ 12 times.


## College

- Was an early entry candidate for the 2008 NBA Draft following his freshman season at Indiana... Averaged 20.9 points, 3.3 rebounds, 2.4 assists and 1.3 steals.
- Earned Second Team All-America honors from the National Association of Basketball Coaches and Third Team honors from The Associated and picked up Nation All-Freshman Team honors from The Sporting News.
- Named Big Ten Freshman of the Year... Earned unanimous First Team All-Conference honors from media and conference coaches.
- Led the Big Ten in scoring and set school and conference freshman records for total points (669).

## Personal

- Son of Eric and Denise Gordon.
- Was a finalist for the 2012 U.S. Olympic Men's National Team and won a gold medal for Team USA at the 2010 FIBA World Championship.
- Named the 2007 Gatorade National Male Athlete of the Year... Was a McDonald's All-American and played in the Jordan Brand Classic.
- Named Indiana's Mr. Basketball as a senior after averaging 29.0 points, 6.2 rebounds and 3.3 assists for North Central High school in Indianapolis.

# #14 Gerald Green



## Personal Info

### Height

6-6

### Weight

205

### Birthdate

1/26/86

### Birthplace

Houston, TX

### High School

Gulf Shores Academy (Houston, TX)

### Prior to NBA

Gulf Shores Academy (Houston, TX)

### NBA Experience

12

### Drafted

2005 (18th overall) by Boston

## Career Highs

	Regular Season	Playoffs		Regular Season	Playoffs
<b>PTS</b>	41 vs. OKC 3/6/14	21 vs. Min 4/18/18	<b>OR</b>	4 (4 times)	3 vs. Min 4/18/18
<b>FGM</b>	14 vs. Ind 4/17/13	7 (3 times)	<b>DR</b>	10 at LAC 11/9/08	9 vs. Min 4/18/18
<b>FGA</b>	25 vs. Mia 4/6/07	17 vs. Min 4/18/18	<b>TR</b>	12 at LAC 11/9/08	12 vs. Min 4/18/18
<b>3FGM</b>	8 (2 times)	5 vs. Min 4/18/18	<b>AST</b>	6 (2 times)	3 at Chi 4/28/17
<b>3FGA</b>	17 at Sac 4/11/18	12 vs. Min 4/18/18	<b>STL</b>	5 (2 times)	3 vs. Tor 5/7/16
<b>FTM</b>	11 vs. BKN 11/12/14	3 (2 times)	<b>BLK</b>	4 at Den 12/26/06	2 at GS 5/22/18
<b>FTA</b>	12 vs. BKN 11/12/14	3 (3 times)	<b>MIN</b>	45:05 at Atl 4/10/07	26:27 at GS 5/26/18

## Career Statistics

### REGULAR SEASON

YEAR	G-S	MIN	FGM-A	PCT	3FGM-A	PCT	FTM-A	PCT	REBOUNDS	AST	PF-D	ST	TO	BLK	TP	RPG	APG	PPG
05-06 Boston	32-3	374	66-138	.478	6-20	.300	29-37	.784	10-31-41	18	41-1	13	22	4	167	1.3	0.6	5.2
06-07 Boston	81-26	1780	310-739	.419	95-258	.368	128-159	.805	68-140-208	83	198-1	41	120	24	843	2.6	1.0	10.4
07-08 Min.-Hou.	30-0	361	52-151	.344	15-39	.385	34-41	.829	13-51-64	29	45-0	8	32	4	153	2.1	1.0	5.1
08-09 Dallas	38-12	376	79-180	.439	14-46	.304	27-32	.844	14-40-54	15	51-0	10	33	5	199	1.4	0.4	5.2
11-12 New Jersey	31-2	781	154-320	.481	43-110	.391	49-65	.754	15-93-108	34	80-0	28	55	17	400	3.5	1.1	12.9
12-13 Indiana	60-7	1080	155-424	.366	59-188	.314	52-65	.800	31-110-141	50	64-0	19	53	23	421	2.4	0.8	7.0
13-14 Phoenix	82-48	2330	448-1006	.445	204-510	.400	195-230	.848	48-227-275	122	220-3	70	145	42	1295	3.4	1.5	15.8
14-15 Phoenix	74-4	1446	324-778	.416	137-387	.354	99-120	.825	35-138-186	91	145-1	42	104	12	884	2.5	1.2	11.9
15-16 Miami	69-14	1557	230-587	.392	84-260	.323	72-92	.783	25-138-163	56	123-1	38	46	19	616	2.4	0.8	8.9
16-17 Boston	47-0	538	95-232	.409	39-111	.351	33-41	.805	16-68-84	33	48-0	9	25	7	262	1.8	0.7	5.6
17-18 Houston	41-2	929	168-413	.407	110-298	.369	51-60	.850	15-118-133	25	87-0	24	31	15	497	3.2	0.6	12.1
18-19 Houston	73-0	1473	231-578	.400	156-441	.354	57-68	.838	30-152-182	40	126-0	33	55	27	675	2.5	0.5	9.2
<b>TOTALS</b>	<b>658-118</b>	<b>13026</b>	<b>2312-5546</b>	<b>.417</b>	<b>962-2668</b>	<b>.361</b>	<b>826-1010</b>	<b>.818</b>	<b>318-1321-1639</b>	<b>596</b>	<b>1228-7</b>	<b>335</b>	<b>721</b>	<b>199</b>	<b>6412</b>	<b>2.5</b>	<b>0.9</b>	<b>9.7</b>

### PLAYOFFS

YEAR	G-S	MIN	FGM-A	PCT	3FGM-A	PCT	FTM-A	PCT	REBOUNDS	AST	PF-D	ST	TO	BLK	TP	RPG	APG	PPG
08-09 Dallas	6-0	26	4-14	.286	1-5	.200	2-4	.500	0-2-2	0	4-0	1	2	0	11	0.3	0.0	1.8
12-13 Indiana	9-0	105	21-50	.420	11-33	.333	2-2	1.000	2-10-12	3	10-0	0	6	1	55	1.3	0.3	6.1
15-16 Miami	12-0	110	16-49	.327	4-14	.286	4-5	.800	2-15-17	1	14-0	4	2	1	40	1.4	0.1	3.3
16-17 Boston	13-7	192	34-72	.472	21-45	.467	8-9	.889	2-18-20	9	21-0	3	7	1	97	1.5	0.7	7.5
17-18 Houston	17-0	272	37-94	.394	27-72	.375	6-7	.857	6-44-50	1	27-0	4	10	7	107	2.9	0.1	6.3
18-19 Houston	11-0	97	12-40	.300	10-29	.345	5-5	1.000	0-12-12	1	12-0	3	3	3	39	1.1	0.1	3.5
<b>TOTALS</b>	<b>68-7</b>	<b>802</b>	<b>124-319</b>	<b>.389</b>	<b>74-198</b>	<b>.374</b>	<b>27-32</b>	<b>.844</b>	<b>12-101-113</b>	<b>15</b>	<b>88-0</b>	<b>15</b>	<b>30</b>	<b>13</b>	<b>349</b>	<b>1.7</b>	<b>0.2</b>	<b>5.1</b>

## Career Transactions

Selected by Boston with the 18th overall pick in the 2005 NBA Draft... Traded by Boston to Minnesota as part of the deal for Kevin Garnett on 7/31/07... Traded by Minnesota to Houston in exchange for Kirk Snyder and a second round pick on 2/21/08... Waived by Houston on 3/8/08... Signed as a free agent with Dallas on 7/3/08... Signed as a free agent with the L.A. Lakers on 12/13/11... Waived by the L.A. Lakers on 12/22/11... Signed a 10-day contract with New Jersey on 2/27/12, a second 10-day on 3/8/12 and for the remainder of the season on 3/18/12... Signed as a free agent with Indiana on 7/12/12... Traded by Indiana to Phoenix along with Miles Plumlee and a first round pick in exchange for Luis Scola on 7/27/13... Signed as a free agent with Miami on 7/9/15... Signed as a free agent with Boston on 7/27/16... Signed as a free agent with Milwaukee on 9/24/17... Waived by Milwaukee on 10/14/17... Signed as a free agent with Houston on 12/28/17... Re-signed with Houston on 7/9/18... Re-signed with Houston on 7/22/19.

# #14 Gerald Green

## 2018-19 Notes/Career Highlights

- In 73 games, averaged 9.2 ppg (40.0% FGs, 35.4% 3FGs, 83.8% FTs) and 2.5 rpg in 20.2 mpg.
- Missed two games with a right ankle sprain (11/11-11/13/18), two games with right ankle soreness (11/26-11/28/18) and one game with a left adductor strain... Recorded one DNP-CD.
- Scored 10+ points 31 times (Rockets 23-8 mark), including 20+ points three times.
- Averaged 2.1 3FGM and had the second-most 3FGM (156) of any reserve... Has the most 3FGM (255) of any reserve since signing with Houston on 12/18/17.
- Took 76.2% of his shots from 3-point range... Took all 15 of his shots from behind-the-arc vs. Brooklyn on 1/16/19 (was the second-highest total with every shot from downtown in NBA history).
- Hit 2+ 3FGM 41 times, including 3+ 27 times and 4+ 15 times.
- Had 27 blocks, marking the second-highest total of his career (42 in 82 GP for Phoenix in 2013-14).
- Over the past 7 seasons (2011-12 through 2017-18), is one of five players (400+ GP) to have averaged at least 10.0 ppg in fewer than 22.0 mpg.
- **Playoffs 2019:** Appeared in all 11 games for Houston during its run to the Western Conference Semifinals, averaging 3.5 points (30.0% FGs, 34.5% 3FGs, 5-5 FTs) and 1.1 rebounds in 8.8 minutes per game... Hit 2+ 3FGM three times, including 3+ once.

## 2017-18 Notes (Houston)

- In 42 games with two starts for Houston, averaged 11.7 points and 3.2 rebounds in 22.7 minutes per game while shooting 40.7% from the floor, 36.9% from 3-point range and 85.0% from the line.
- Missed two games due to a league suspension (1/18-1/20/18)... Recorded seven DNP-CD's.
- Signed as free agent with Houston on 12/28/17 and made his season debut that night at Boston... Was with Milwaukee during training camp/preseason.
- Scored 10+ points 28 times, including nine straight shortly after joining Houston from 12/29/17-1/15/18... Scored 20+ points five times, including consecutive games on 1/3 and 1/4.
- Hit 2+ 3FGM 29 times, including 3+ 19 times and 4+ 14 times... Averaged 2.7 3FGM... Hit 7+ 3FGM in consecutive games on 1/3/18 and 1/4/18, becoming the first player to accomplish that feat in franchise history.
- Had the third-most 3FGM of any reserve (99) since joining Houston on 12/28/17.
- 72.2% of his shot attempts were 3-pointers.
- Over the past seven seasons (2011-12 through 2017-18), averaged 10.8 points in 21.5 minutes per game... **Playoffs:** Appeared in all 17 games for Houston during its run to the Western Conference Finals, averaging 6.3 points and 2.9 rebounds in 16.0 minutes per game while shooting 39.4% from the floor, 37.5% from 3-point range and 85.7% from the line... Scored in double-figures three times, including 21 points and 12 rebounds in Game 2 of the First Round series vs. Minnesota... Hit 2+ 3FGM eight times, including 3+ three times.

## 2016-17 (Boston)

- In 47 games, averaged 5.6 points and 1.8 rebounds in 11.4 minutes per game while shooting 40.9% from the floor, 35.1% from 3-point range and 80.5% from the line.
- Missed two games with a sore left hip (12/14-12/16/16), one game due to illness (1/24/17) and four games with a bruise left heel (2/24-3/1/17)... Recorded 28 DNP-CD's.
- Scored in double-figures nine times... Hit 2+ 3FGM 12 times.
- Played 18+ minutes five times, averaging 15.6 points in 21.0 minutes per game while shooting 60.8% from the floor and 40.0% from 3-point range.
- **Playoffs:** Appeared in 13 games with seven starts during Boston's run to the Eastern Conference Finals, averaging 7.5 points and 1.5 rebounds in 14.8 minutes per game while shooting 47.2% from the floor, 46.7% from 3-point range and 88.9% from the line... Scored in double-figures four times... Hit 2+ 3FGM seven times, including 3+ four times.

## 2015-16 (Miami)

- In 69 games with 14 starts, averaged 8.9 points and 2.4 rebounds in 22.6 minutes per game while shooting 39.2% from the floor, 32.3% from 3-point range and 78.3% from the line.
- Missed four games due to illness (11/3-11/8/17) and two games due to a team suspension (11/10-11/12/17)... Recorded seven DNP-CD's.
- Scored in double-figures 26 times, including 20+ five times and 30 points at Sacramento on 4/1/16.
- Played 30+ minutes 17 times, averaging 16.4 points in 33.4 minutes per game while shooting 49.5% from the floor and 43.3% from 3-point range.
- Hit 2+ 3FGM 21 times, including 3+ eight times and 4+ six times.
- **Playoffs:** Appeared in 12 games during Miami's run to the Eastern Conference Semifinals, averaging 3.3 points and 1.4 rebounds in 9.2 minutes per game while shooting 32.7% from the floor, 28.6% from 3-point range and 80.0% from the line... Had 16 points in the deciding Game 7 of the First Round series vs. Charlotte.

## 2014-15 (Phoenix)

- In 74 games with four starts, averaged 11.9 points, 2.5 rebounds and 1.2 assists in 19.5 minutes per game while shooting 41.6% from the floor, 35.4% from 3-point range and 82.5% from the line.
- Recorded eight DNP-CD's.
- Scored in double-figures 45 times, including 20+ 11 times with 30 at Dallas on 4/8/15.
- Hit 2+ 3FGM 41 times, including 3+ 20 times, 4+ nine times and 5+ five times.
- Was the only player in the league to have averaged at least 11.0 ppg in fewer than 20.0 mpg and was the second player to do so over 19 seasons from 1996-97 through 2014-15.

## 2013-14 (Phoenix)

- Appeared in all 82 games with 48 starts, averaging 15.8 points, 3.4 rebounds and 1.5 assists in 28.4 minutes per game while shooting 44.5% from the floor, 40.0% from 3-point range and 84.8% from the line.
- Finished fourth in voting for the Most Improved Player award.
- Scored 20+ points 25 times, including 30+ five times with 41 points vs. Oklahoma City on 3/6/14.
- Hit 2+ 3FGM 52 times, including 3+ 34 times, 4+ 24 times, 5+ 12 times... Had 8 3FGM vs. Oklahoma City on 3/6/14.
- Ranked fourth in the NBA in 3FGM (204) and was one of five players to have averaged at least 2.5 3FGM while shooting 40.0% or better from behind-the-arc.

# #14 Gerald Green

## 2012-13 (Indiana)

- In 60 games with seven starts, averaged 7.0 points and 2.4 rebounds in 18.0 minutes per game while shooting 36.6% from the floor, 31.4% from 3-point range and 80.0% from the line.
- Missed one game with a sprained left ankle (12/22/12), one game due to food poisoning (1/18/13), one game due to illness (1/26/13) and one game with an upper respiratory infection (3/30/13)... Recorded 17 DNP-CD's.
- Scored in double-figures 12 times, including 20+ three times with 34 points vs. Philadelphia on 4/17/13.
- Recorded 2+ 3FGM 14 times, including 3+ five times.
- Competed in the Slam Dunk contest held during All-Star Weekend.
- **Playoffs:** Appeared in nine games during Indiana's run to the Eastern Conference Finals, averaging 6.1 points and 1.3 rebounds in 11.7 minutes per game while shooting 42.0% from the floor, 33.3% from 3-point range and 2-of-2 from the line... Scored in double-figures three times and hit 2+ 3FGM three times.

## 2011-12 (New Jersey)

- In 31 games with two starts, averaged 12.9 points, 3.5 rebounds and 1.1 assists in 25.2 minutes per game while shooting 48.1% from the floor, 39.1% from 3-point range and 75.4% from the line.
- Scored in double-figures 20 times, including 20+ seven times with 32 points vs. Cleveland on 4/8/12.
- Hit 2+ 3FGM 12 times, including 3+ six times.
- Prior to joining the Nets, appeared in 22 games with 13 starts for the Los Angeles D-Fenders of the NBA Development League, averaging 19.1 points, 4.6 rebounds, 1.6 assists and 1.1 steals in 30.6 minutes per game while shooting 48.0% from the floor, 45.8% from 3-point range and 83.9% from the line.
- Was named MVP of the D-League All-Star Game after scoring a game-high 28 points.
- Also played four games for the Foshan Long Lions of the Chinese Basketball Association, averaging 26.5 points, 4.0 rebounds and 1.8 assists.

## 2010-11 (International)

- In 31 games for Krasnie Krilya Samara of the Russian league, averaged 11.4 points and 3.2 rebounds... In five EuroCup games, averaged 15.6 points, 4.8 rebounds, 1.8 assists and 2.0 steals.
- Was named an All-Star and won the league's dunk contest.

## 2009-10 (International)

- In 17 games for Lokomotiv Kuban of the Russian league, averaged 16.4 points, 3.8 rebounds and 1.6 assists... In three EuroChallenge games, averaged 15.0 points, 5.7 rebounds and 2.0 assists.
- Was named All-Russian PBL Honorable Mention by Euroleague.com.

## 2008-09 (Dallas)

- In 38 games with 12 starts, averaged 5.2 points and 1.4 rebounds in 9.9 minutes per game while shooting 43.9% from the floor, 30.4% from 3-point range and 84.4% from the line.
- Was inactive (Coach's Decision) 17 times and recorded 27 DNP-CD's.
- Scored in double-figures six times and recorded his first career double-double with 13 points and 12 rebounds at the L.A. Clippers on 11/9/08.
- **Playoffs:** Appeared in six games during Dallas' run to the Western Conference Semifinals, averaging 1.8 points in 4.3 minutes per game while shooting 28.6% from the floor, 20.0% from 3-point range and 50.0% from the line.

## 2007-08 (Minnesota/Houston)

- In 30 games, averaged 5.1 points, 2.1 rebounds and 1.0 assists in 12.1 minutes per game while shooting 34.4% from the floor, 38.5% from 3-point range and 82.9% from the line.
- Appeared in 29 games for Minnesota prior to being traded to Houston on 2/21/08... Played one game with the Rockets prior to being waived.
- Missed one game with an infected left toe (11/5) and one game following the trade to Houston... Was inactive (Coach's Decision) five times and recorded 23 DNP-CD's.
- Scored in double-figures four times.

## 2006-07 (Boston)

- In 81 games with 26 starts, averaged 10.4 points, 2.6 rebounds and 1.0 assists in 22.0 minutes per game while shooting 41.9% from the floor, 36.8% from 3-point range and 80.5% from the line.
- Recorded one DNP-CD.
- Won the Slam Dunk Contest during All-Star Weekend, receiving a perfect score of 50 on his final dunk.
- Scored in double-figures 35 times, including 20+15 times with 33 points at Atlanta on 4/10/07.
- Hit 2+ 3FGM 29 times, including 3+ 12 times.

## 2005-06 (Boston)

- In 32 games with three starts, averaged 5.2 points and 1.3 rebounds in 11.7 minutes per game while shooting 47.8% from the floor, 30.0% from 3-point range and 78.4% from the line.
- Was inactive (Coach's Decision) 30 times and recorded five DNP-CD's.
- Scored in double-figures seven times, including 22 points at Indiana on 4/12/06... Had 19 points in his first career start at New Jersey on 4/16/06.
- Appeared in nine NBA Development League games with five starts for Fayetteville and Florida, averaged 11.9 points, 4.9 rebounds, 1.6 assists and 1.3 steals in 25.1 minutes per game while shooting 43.4% from the floor, 45.5% from 3-point range and 72.7% from the line.




# #14 Gerald Green

## Personal

- Son of Gerald and Brenda Green... Father is a retired firefighter... Has a brother, Garlon, and two sisters, Delonya and Tenika)... Brother played basketball at TCU and professionally overseas.
- Has two sons, Geremiah and Julius.
- Credits his grandmothers as the people that made the biggest difference in his life.
- In his free time he enjoys fishing, bowling, playing video games and relaxing.
- Favorite sport other than basketball is football and is a fan of his hometown Houston Texans.
- When he was 11 years old, lost his right ring finger above the lower knuckle after he severely injured it while trying to dunk on a makeshift rim.
- Was cut from his high school basketball team as both a freshman and sophomore at J. Frank Dobie High School... Eventually transferred to Gulf Shores Academy... Was rated the top high school prospect by Rivals.com.
- Named a McDonald's All-American after his senior year in which he averaged 33.0 points, 12.0 rebounds and 7.0 assists... Was the leading scorer in the 2005 McDonald's All-America Game and also won the dunk contest.
- Originally committed to play at Oklahoma State University before deciding to turn pro.
- In the aftermath of Hurricane Harvey which devastated Houston in August of 2017, set out to rescue people and helped deliver supplies to those in need.



# #13 James Harden



## Personal Info

### Height

6-5

### Weight

220

### Birthdate

8/26/89

### Birthplace

Bellflower, CA

### High School

Artesia (Los Angeles, CA)

### Prior to NBA

Arizona State

### NBA Experience

10

### Drafted

2009 (Third overall) by Oklahoma City

## Career Highs

	Regular Season	Playoffs		Regular Season	Playoffs
<b>PTS</b>	61 (2 times)	45 vs. GS 5/25/15	<b>OR</b>	6 at NY 1/23/19	3 at GS 4/27/16
<b>FGM</b>	19 (3 times)	15 (2 times)	<b>DR</b>	15 vs. Det 1/20/16	11 vs. Uta 4/17/19
<b>FGA</b>	39 at Mem 3/20/19	35 at Por 4/25/14	<b>TR</b>	17 vs. Det 1/20/16	13 vs. Uta 4/17/19
<b>3FGM</b>	10 at GS 1/3/19	7 (4 times)	<b>AST</b>	17 (7 times)	14 at SA 5/1/17
<b>3FGA</b>	23 (2 times)	17 vs. GS 5/6/19	<b>STL</b>	8 vs. Uta 3/23/16	7 vs. GS 4/24/16
<b>FTM</b>	13 (2 times)	12 vs. Hou 5/7/05	<b>BLK</b>	3 at Phi 1/22/10	2 at Pho 5/18/05
<b>FTA</b>	17 vs. Dal 1/15/02	12 vs. Hou 5/7/05	<b>MIN</b>	54:32 vs. Pho 3/14/07	50:40 vs. SA 5/15/06

## Career Statistics

### REGULAR SEASON

YEAR	G-S	MIN	FGM-A	PCT	3FGM-A	PCT	FTM-A	PCT	REBOUNDS	AST	PF-D	ST	TO	BLK	TP	RPG	APG	PPG
09-10 Oklahoma City	76-0	1738	233-578	.403	93-248	.375	194-240	.808	47-197-244	137	200-1	80	106	20	753	3.2	1.8	9.9
10-11 Oklahoma City	82-5	2189	298-684	.436	113-324	.349	289-343	.843	42-213-255	176	207-1	92	106	24	998	3.1	2.1	12.2
11-12 Oklahoma City	62-2	1946	309-629	.491	114-292	.390	312-369	.846	30-222-252	229	150-0	62	137	15	1044	4.1	3.7	16.8
12-13 Houston	78-78	2985	585-1337	.438	179-486	.368	674-792	.851	62-317-379	455	178-0	142	295	38	2023	4.9	5.8	25.9
13-14 Houston	73-73	2777	549-1205	.456	177-483	.366	576-665	.866	61-283-344	446	177-0	115	265	29	1851	4.7	6.1	25.4
14-15 Houston	81-81	2981	647-1470	.440	208-555	.375	715-824	.868	75-384-459	565	208-2	154	321	60	2217	5.7	7.0	27.4
15-16 Houston	82-82	3125	710-1617	.439	236-657	.359	720-837	.860	63-438-501	612	229-1	139	374	51	2376	6.1	7.5	29.0
16-17 Houston	81-81	2947	674-1533	.440	262-756	.347	746-881	.847	95-564-659	907	215-0	121	464	38	2356	8.1	11.2	29.1
17-18 Houston	72-72	2551	651-1449	.449	265-722	.367	624-727	.858	41-348-389	630	169-1	126	315	50	2191	5.4	8.8	30.4
18-19 Houston	78-78	2867	843-1909	.442	378-1028	.368	754-858	.879	66-452-518	586	244-2	158	387	58	2818	6.6	7.5	36.1
<b>TOTALS</b>	<b>765-552</b>	<b>26105</b>	<b>5499-12411</b>	<b>.443</b>	<b>2025-5551</b>	<b>.365</b>	<b>5604-6536</b>	<b>.857</b>	<b>582-3418-4000</b>	<b>4743</b>	<b>1977-8</b>	<b>1189</b>	<b>2770</b>	<b>383</b>	<b>18627</b>	<b>5.2</b>	<b>6.2</b>	<b>24.3</b>

### PLAYOFFS

YEAR	G-S	MIN	FGM-A	PCT	3FGM-A	PCT	FTM-A	PCT	REBOUNDS	AST	PF-D	ST	TO	BLK	TP	RPG	APG	PPG
09-10 Oklahoma City	6-0	120	12-31	.387	6-16	.375	16-19	.842	1-14-15	11	14-1	6	3	1	46	2.5	1.8	7.7
10-11 Oklahoma City	17-0	537	66-139	.475	23-76	.303	66-80	.825	10-81-91	61	48-1	21	28	13	221	5.4	3.6	13.0
11-12 Oklahoma City	20-0	630	93-214	.435	32-78	.410	108-126	.857	13-89-102	68	67-1	31	42	2	326	5.1	3.4	16.3
12-13 Houston	6-6	243	45-115	.391	15-44	.341	53-66	.803	5-35-40	27	18-0	12	27	6	158	6.7	4.5	26.3
13-14 Houston	6-6	263	50-133	.376	16-54	.296	45-50	.900	5-23-28	35	21-1	12	21	1	161	4.7	5.8	26.8
14-15 Houston	17-17	636	129-294	.439	41-107	.383	163-178	.916	12-85-97	128	49-0	28	77	7	462	5.7	7.5	27.2
15-16 Houston	5-5	193	41-100	.410	13-42	.310	38-45	.844	7-19-26	38	13-0	12	26	1	133	5.2	7.6	26.6
16-17 Houston	11-11	407	90-218	.413	32-115	.278	101-115	.878	7-53-60	93	43-1	21	59	5	313	5.5	8.5	28.5
17-18 Houston	17-17	621	158-385	.410	52-174	.299	118-133	.887	14-75-89	116	46-0	38	65	11	486	5.2	6.8	28.6
18-19 Houston	11-11	424	109-264	.413	48-137	.350	82-98	.837	9-67-76	73	41-0	24	51	10	348	6.9	6.6	31.6
<b>TOTALS</b>	<b>116-73</b>	<b>4074</b>	<b>793-1893</b>	<b>.419</b>	<b>278-843</b>	<b>.330</b>	<b>790-910</b>	<b>.868</b>	<b>83-541-624</b>	<b>650</b>	<b>360-5</b>	<b>205</b>	<b>399</b>	<b>57</b>	<b>654</b>	<b>5.4</b>	<b>5.6</b>	<b>22.9</b>

## Career Transactions

Selected by Oklahoma City with the third overall pick in the 2009 NBA Draft... Acquired by the Rockets along with Cole Aldrich, Daequan Cook and Lazar Hayward from the Thunder in exchange for Kevin Martin, Jeremy Lamb and three future draft selections on 10/27/12... Signed a contract extension with Houston on 10/31/13, 7/9/16 and 7/8/17.

# #13 James Harden

## 2018-19 Notes/Career Highlights

- In 78 games (all starts) for Houston, averaged 36.1 ppg (44.2% FGs, 36.8% 3FGs, 87.9% FTs), 7.5 apg, 6.6 rpg and 2.03 spg in 36.8 mpg.
- Missed three games with a left hamstring strain (10/26-11/2/18) and one game with a cervical strain (2/23/19).
- Led the league in scoring for the second straight season with a career and franchise high 36.1 ppg... Also ranked 7th in assists and 2nd in steals... Ranked second in the NBA with 277 deflections.
- Finished second in MVP voting and was a unanimous All-NBA First team selection for the third straight season... Also named First Team in 2013-14 and 2014-15 and Third Team in 2012-13.
- Voted a starter for the 2019 NBA All-Star Game... Has been an All-Star in each of the past seven seasons.
- Named Western Conference Player of the Month three times and Player of the Week four times.
- Became the first player in NBA history to have averaged at least 35.0 ppg and 7.0 apg in a season and joined Michael Jordan (1988-89) as the only players to have averaged at least 30.0 ppg, 7.0 apg, 6.0 rpg and 2.00 spg.
- Scored 30+ points 57 times, including 40+ 28 times (Rockets 21-7 mark), and 50+ nine times... Scored 40+ points in five straight games from 12/25/18-1/3/19... Scored at least 20 points in each of his final 57 games played (tied for the fifth-longest streak since the NBA/ABA merger in 1976-77).
- Scored a career-high (and franchise-high) tying 61 points twice in 2018-19 (at New York on 1/23/19 and vs. San Antonio on 3/22/19).
- Scored 2,818 points in 2,867 minutes of play... Became the fourth different player to have averaged at least 36.0 ppg in a single season.
- Led the league in scoring by 8.09 ppg, marking the highest differential between the league's top-two qualified scorers since Wilt Chamberlain outscored Elgin Baylor by 10.84 ppg in 1962-63.
- Became the first player to have scored 30+ points in a game against all opposing 29 teams in a season since the NBA expanded to 30 teams in 2004-05.
- Averaged 40.1 points over a 40-game span from 12/8/18-3/8/19... According to Elias, that was the 2nd-longest stretch of averaging 40+ points in NBA history.
- Scored 30+ points in 32 straight games from 12/13/18-2/21/19, which was the second-longest streak in NBA history (Chamberlain w/65 games).
- Over a span of 40 games played from 12/8/18-3/8/19 (Rockets 28-12 mark), averaged 40.1 points, 7.1 assists, 7.0 rebounds and 2.2 steals.
- Surpassed his career-high for 3-pointers made in his 53rd game played and finished with 378 (second-most in NBA history).
- Had 34 double-doubles (17 just point/assist; 10 just point/rebound), including seven triple-doubles... Has 42 career triple-doubles (Rockets 35-7 mark).
- Averaged an NBA high 11.0 FTA, including 14.6 over a 22-game span from 12/13/18-1/25/19... Tied his own franchise record for FTA without a miss (19) vs. Detroit on 11/21/18... tied the franchise record for FTA (27) vs. Memphis on 12/31/18.
- Shot a career-high 87.9% from the foul line, including 90.3% over his final 42 games played... Shooting 85.7% from the line for his career... One of four players in NBA history with at least 6,000 FTA to have shot 85.0% or better.
- Since joining the Rockets in 2012-13, has scored 2,334 more points than any other player and has made 859 more free throws than any other player has attempted... Also ranks second in 3FGM, third in steals and third in assists over that span.
- **Playoffs 2019:** Started all 11 games for Houston during its run to the Western Conference Semifinals, averaging 31.6 points (41.3% FGs, 35.0% 3FGs, 83.7% FTs), 6.8 rebounds, 6.6 assists and 2.18 steals in 38.6 minutes per game... Scored 30+ points seven times, including 40+ once... Recorded four double-doubles with one triple-double with 32 points, 13 rebounds and 10 assists in Game 2 of the First Round series vs. Utah.

## 2017-18 Notes (Houston)

- In 72 games (all starts), averaged 30.4 points, 8.8 assists, 5.4 rebounds and 1.75 steals in 35.4 minutes per game while shooting 44.9% from the floor, 36.7% from 3-point range and 85.8% from the line.
- Missed seven games (1/3-1/15/18) with a Grade 2 hamstring strain, one game with left knee soreness (3/11/18), one game with a sore right hand (3/27/18), and one game with a sore right ankle (4/11/18).
- Named MVP and was a unanimous All-NBA First team selection... Voted a starter for the 2018 NBA All-Star Game.
- Named Western Conference Player of the Week five times and was Player of the Month for October/November.
- Ranked first in the NBA in scoring (30.4 ppg), third in assists (8.8 apg), and seventh in steals (1.75 spg).
- Joined Michael Jordan (1987-88) as the only players to have averaged at least 30.0 ppg, 8.0 apg, 5.0 rpg and 1.70 in a single season.
- Scored 30+ points 26 times (Houston 21-5 mark)... Scored 20+ points in 69 of his 72 games played, including each of the first 35 games, becoming the third player to accomplish that feat dating back to 1963-64... Also broke Moses Malone's franchise record of scoring 20+ points in 29 consecutive games in a single season.
- Had 31 double-doubles (26 point/assist; nine point/rebound) with four triple-doubles.
- Led NBA with 265 3FGM and hit 2+ 61 times, including 3+ 54 times, 4+ 39 times, 5+ 24 times, 6+ 13 times... Hit at least six 3FGM in an NBA record five straight games from 11/1-11/11/17... Reached 1,500 3FGM in his 643rd game vs. MIL on 12/16 (2nd fewest games to reach 1,500 at the time).
- Set the franchise record for the most FTA without a miss (19) vs. Toronto on 11/14 and shot 18-of-18 from the line the following game at Phoenix on 11/16... Recorded 10+ FTA without a miss eight times.
- Had 60 points, 11 assists and 10 rebounds vs. Orlando on 1/30... Became the first player in NBA history to score 60+ points while recording a triple-double and broke Calvin Murphy's franchise single game scoring mark of 57 points which was set vs. New Jersey on 3/18/78.
- Scored 50+ points in consecutive games vs. the L.A. Lakers on 12/20 and the L.A. Clippers on 12/2... First player to do so since Kobe Bryant posted an NBA record four straight 50-point games from 3/16-3/23/07.
- **Playoffs:** Started all 17 games for Houston during its run to the Western Conference Finals, averaging 28.6 points, 6.8 assists, 5.2 rebounds and 2.24 steals in 36.5 minutes per game while shooting 41.0% from the floor, 29.9% from 3-point range and 88.7% from the line... Scored 30+ points eight times, including 40+ three times, and recorded three double-doubles.

# #13 James Harden

## 2016-17 Notes

- In 81 games (all starts), averaged 29.1 points (2nd in NBA), 11.2 assists (1st in NBA), 8.1 rebounds and 1.49 steals in 36.4 minutes per game while shooting 44.0% from the floor, 34.7% from 3-point range and 84.7% from the line... Also led league in FTM (746) and FTA (881).
- Missed his only game of the season with an acute viral syndrome at Phoenix on 4/2/17.
- Was only unanimous choice for All-NBA First Team and finished second in voting for MVP.
- Named Western Conference Player of the Week four times and was Player of the Month in December.
- Joined Oscar Robertson (3 times) as the only players to have averaged at least 29.0 ppg, 11.0 apg and 8.0 rpg in a single season.
- Became the first player in league history to record at least 2,000 points, 900 assists, and 600 rebounds in a season.
- Combined average of points and points off assists (56.2) was the 2nd-highest in NBA history, trailing only Nate Archibald's 56.8 in 1972-73... Wilt Chamberlain is third with 55.2 in 1961-62.
- Had a league-high 64 double-doubles, including 22 triple-doubles.
- Became the first player in NBA history to score 50+ points while recording a triple-double twice in a single season.
- Recorded 60 point-assist double-doubles, marking the highest total by any player dating back to 1992-93.
- Recorded a double-double in 19 straight games from 12/21/16-1/10/17, marking the longest streak by any player dating back to 2011-12... recorded four straight triple-doubles from 3/12-3/18/17.
- Had 53 points, a career-high tying 17 assists, and a season-high 16 rebounds on New Year's Eve vs. New York... According to the Elias Sports Bureau, became the first player in NBA history to record at least 50 points, 15 rebounds and 15 assists in a single game... Accounted for 95 points (points and assists) against the Knicks, marking second-highest single game total in NBA history (Wilt Chamberlain 104 on 3/2/62).
- **Playoffs:** Started all 11 games for Houston during its run to the Western Conference Semifinals, averaging 28.5 points, 8.5 assists, 5.5 rebounds and 1.91 steals in 37.0 minutes per game while shooting 41.3% from the floor, 27.8% from 3-point range and 87.8% from the line... Joined Michael Jordan as only players to average at least 28.0 ppg, 8.0 apg, 5.0 rpg and 1.90 spg in a single postseason with at least six games played... Scored 30+ points six times, including 40+ twice... Recorded four double-doubles, including one triple-double with 33 points, 10 rebounds and 10 assists in Game 5 of the Western Conference Semifinals at San Antonio.

## 2015-16 (Houston)

- Started all 82 games, averaging 29.0 points (2nd in NBA), 7.5 assists (6th in NBA), 6.1 rebounds and 1.70 steals in 38.1 minutes per game (1st in NBA) while shooting 43.9% from the floor, 35.9% from 3-point range and 86.0% from the line... One of six players to start all 82 games in 2015-16.
- Voted an All-Star reserve... Named Western Conference Player of the Month for April and Player of the Week for games ending on 11/8/15.
- Scored 20+ points in 72 of the 82 games, including 30+ 38 times, 40+ 12 times.
- Became fourth different player in NBA history to average at least 29.0 points, 7.0 assists and 6.0 rebounds in a single season and the fourth player to average at least 27.0 ppg, 7.0 apg and 5.0 rpg in multiple seasons.
- Recorded 22 double-doubles, including three triple-doubles.
- Ranked third in the NBA with 236 3FGM... Reached 1,000 career 3FGM vs. Utah on 3/23/16.
- Had 457 points, 152 assists and 102 rebounds in March... According to the Elias Sports Bureau, became first player with at least 450 points, 150 assists and 100 rebounds in a single month since Oscar Robertson in December of 1967.
- **Playoffs:** Started all five games of the First Round series vs. Golden State, averaging 26.6 points, 7.6 assists, 5.2 rebounds and 2.40 steals in 38.6 minutes per game while shooting 41.0% from the floor, 31.0% from 3-point range and 84.4% from the line... Scored 30+ points twice and recorded two double-doubles... Had a Rockets franchise-high tying 7 steals in Game 4 on 4/27/16.

## 2014-15 (Houston)

- Played and started all but one of a possible 82 games, averaging 27.4 points (2nd in NBA), 7.0 assists (9th in NBA), 5.7 rebounds and 1.9 steals (6th in NBA) in 36.8 minutes per game (2nd in NBA) while shooting 44.0% from the floor, 37.5% from 3-point range and 86.8% from the line.
- Only game missed (at ATL on 3/3/15) was due to a league suspension.
- Was runner-up for the NBA Most Valuable Player Award and was named First Team All-NBA, receiving 125 of a possible 129 first place votes.
- Named Western Conference Player of the Month twice (December and January) and Western Conference Player of the Week three times (weeks ending 12/14, 12/28 and 4/5).
- Voted an All-Star reserve and started in place of an injured Kobe Bryant, tallying 29 points in just 27 minutes of play... Also competed in the Three-Point Contest held during All-Star Weekend.
- Ranked fourth in 3-pointers made and led the league in free throw attempts... Shot 8-of-9 from behind-the-arc vs. Sacramento on 4/1/15.
- Joined Russell Westbrook in becoming the seventh and eighth different players in NBA history average at least 27.0 points, 7.0 assists and 5.0 rebounds in a single season.
- Scored in double-figures in all but two of his games played, including 20+ points 62 times, 30+ 35 times, 40+ 10 times and 50+ twice (50 vs. DEN on 3/19/15 and 51 vs. SAC on 4/1/15)... Led the NBA in most 20-point games, 30-point games and 40-point games and was tied with Kyrie Irving for the most 50-point games.
- Recorded 21 double-doubles, including four triple-doubles.
- **Playoffs:** Started all 17 games for Houston during its run to the Western Conference Finals, averaging 27.2 points, 7.5 assists, 5.7 rebounds and 1.6 steals in 37.4 minutes per game while shooting 43.9% from the floor, 38.3% from 3-point range and 91.6% from the line... Scored 20+ points 15 times, including 30+ five times and 40+ twice... Recorded six double-doubles, including one triple-double.



# #13 James Harden

## 2013-14 (Houston)

- In 73 games (all starts), averaged 25.4 points (3rd in NBA), 6.1 assists, 4.7 rebounds and 1.6 steals in 38.0 minutes per game while shooting 45.6% from the floor, 36.6% from 3-point range and 86.6% from the line.
- Missed one game with a bruised left foot (11/13/13), three with a sore left foot (11/23-11/27/13), two games with a sprained left ankle (12/21-12/23/13), two games with a bruised left thumb (1/28-1/29/14) and sat out the final game of the season for rest.
- Earned All-NBA First Team honors... Selected as an All-Star reserve and was named a replacement starter.
- Named Western Conference Player of the Week in consecutive weeks (ending 3/2/14 and 3/9/14), becoming the first Rockets player to accomplish that feat in a single season.
- Scored 20+ points 54 times, including 30+ 24 times and 40+ twice... Recorded 14 double-doubles, including one triple-double.
- Hit the deciding shot with 0.7 seconds remaining vs. Washington on 2/12/14.
- **Playoffs:** Started all six games of the First Round series vs. Portland, averaging 26.8 points, 5.8 assists, 4.7 rebounds and 2.0 steals in 43.8 minutes per game while shooting 37.6% from the floor, 29.6% from 3-point range and 90.0% from the line... Scored 20+ points four times, including 30+ twice.

## 2012-13 (Houston)

- In 78 games (all starts), averaged 25.9 points (5th in NBA), 5.8 assists, 4.9 rebounds and 1.8 steals (7th in NBA) in 38.3 minutes per game while shooting 43.8% from the floor, 36.8% from 3-point range and 85.1% from the line.
- Missed two games (12/10/12, 2/13/13) with a sprained right ankle and two games with a sore right foot (3/30-4/1/13).
- Named All-NBA Third Team and selected as an All-Star reserve... Named Western Conference Player of the Week three times (weeks ending 11/4/12, 1/6/13 and 3/24/13).
- Scored a total of 82 points in his first two games as a Rocket, surpassing Wilt Chamberlain (79 points) for the highest point total by a player in his first two games with a team in NBA history.
- Scored in double-figures in all but two of his games played, including 20+ 65 times, 30+ 23 times and 40+ twice.
- Recorded nine double-doubles, including one triple-double.
- **Playoffs:** Started all six games of the First Round series vs. Oklahoma City, averaging 26.3 points, 6.7 rebounds, 4.5 assists and 2.0 steals in 40.5 minutes per game while shooting 39.1% from the floor, 34.1% from 3-point range and 80.3% from the line... Scored 20+ points five times, including 30+ three times... Recorded one double-double.

## 2011-12 (Oklahoma City)

- In 62 games with two starts, averaged 16.8 points, 4.1 rebounds, 3.7 assists and 1.0 steals in 31.4 minutes per game while shooting 49.1% from the floor, 39.0% from 3-point range and 84.6% from the line.
- Named Sixth Man of the Year, receiving 115 of a possible 119 first-place votes.
- Scored 20+ points 15 times, including 30+ twice and 40+ once.
- **Playoffs:** Appeared in all 20 games for Oklahoma City during its run to the NBA Finals, averaging 16.3 points, 5.1 rebounds, 3.4 assists and 1.6 steals in 31.5 minutes per game while shooting 43.5% from the floor, 41.0% from 3-point range and 85.7% from the line... Scored 20+ points five times, including 30+ once.

## 2010-11 (Oklahoma City)

- Appeared in all 82 games with five starts, averaging 12.2 points, 3.1 rebounds, 2.1 assists and 1.1 steals in 26.7 minutes per game while shooting 43.6% from the floor, 34.9% from 3-point range and 84.3% from the line.
- Scored 20+ points 10 times.
- **Playoffs:** Appeared in all 17 games during Oklahoma City's run to the Western Conference Finals, averaging 13.0 points, 5.4 rebounds, 3.6 assists and 1.2 steals in 31.6 minutes per game while shooting 47.5% from the floor, 30.3% from 3-point range and 82.5% from the line... Scored 20+ points three times.

## 2009-10 (Oklahoma City)

- In 76 games, averaged 9.9 points, 3.2 rebounds, 1.8 assists and 1.1 steals in 22.9 minutes per game while shooting 40.3% from the floor, 37.5% from 3-point range and 80.8% from the line.
- Named All-Rookie Second Team.
- Scored 20+ points four times.
- **Playoffs:** Appeared in all six games of the First Round series vs. the L.A. Lakers, averaging 7.7 points, 2.5 rebounds, 1.8 assists and 1.0 steals in 20.0 minutes per game while shooting 38.7% from the floor, 37.5% from 3-point range and 84.2% from the line.

## College

- Early entry candidate for the 2010 NBA Draft following his sophomore season at Arizona State... Was a two-time First-Team All-Pac 10 selection.
- As a sophomore, was named an AP First-Team All American and the Pac-10 Player of the Year... Joined Jason Kidd and Mike Bibby in becoming just the third sophomore in conference history to win the award.
- Became just the fifth player in Pac-10 history to lead the league in scoring (20.1 ppg) and steals (1.69 spg) when he accomplished the feat in 2008-09.

## Personal

- Lists his mother, Monja Willis, as the biggest influence in his life... He and his mother host annual Thanksgiving and Holiday shopping events for families in need from the Houston area.
- Led Artesia High School to a 33-2 record in his senior year and second straight state title, as well as earning Trophy-Case Player of the year honors... Went to the same high school that produced Ed and Charles O'Bannon and Jason Kapono.
- Enjoys playing video games... Favorite food is chicken pasta.
- Won a gold medal as a member of Team USA during the 2012 Olympics in London and FIBA World Championship as a captain of Team USA during the 2014 FIBA World Cup in Spain.
- In August of 2019, hosted the third annual JH-Town Weekend... this year's event featured a concert, a comedy show, and a celebrity softball game in addition to a community event with proceeds going to funding scholarships for his 3 The Harden Way foundation.
- Donated \$1 million to aid Hurricane Harvey relief efforts after areas of Houston were devastated by flooding... In 2019, Houston Mayor Sylvester Turner announced Harden's plan to help refurbish basketball courts and parks in the city.
- Owns a stake in the Houston Dynamo of Major League Soccer.

# #55 Isaiah Hartenstein



## Personal Info

**Height**

7-0

**Weight**

249

**Birthdate**

5/5/98

**Birthplace**

Eugene, OR

**Prior to NBA**

Rio Grande Valley (G League)

**NBA Experience**

1

**Drafted**

2017 (43rd overall) by Houston

## Career Highs

	Regular Season	Playoffs		Regular Season	Playoffs
<b>PTS</b>	6 (3 times)	4 vs. Uta 4/17/19	<b>OR</b>	6 at SA 11/10/18	1 vs. Uta 4/17/19
<b>FGM</b>	3 at LAC 10/21/18	2 vs. Uta 4/17/19	<b>DR</b>	3 vs. GS 11/15/18	
<b>FGA</b>	4 (4 times)	2 vs. Uta 4/17/19	<b>TR</b>	7 at SA 11/10/18	1 vs. Uta 4/17/19
<b>3FGM</b>	1 (2 times)		<b>AST</b>	3 vs. LAC 10/26/18	
<b>3FGA</b>	2 vs. LAC 10/26/18		<b>STL</b>	1 (7 times)	
<b>FTM</b>	4 vs. LAC 10/26/18		<b>BLK</b>	2 (2 times)	
<b>FTA</b>	4 vs. LAC 10/26/18		<b>MIN</b>	14:39 vs. GS 11/15/18	1:38 vs. Uta 4/17/19

## Career Statistics

### REGULAR SEASON

YEAR	G-S	MIN	FGM-A	PCT	3FGM-A	PCT	FTM-A	PCT	REBOUNDS OFF-DEF-TOT	AST	PF-D	ST	TO	BLK	TP	RPG	APG	PPG
18-19 Houston	28-0	221	20-41	.488	2-6	.333	11-14	.786	21-26-47	15	56-0	7	13	12	53	1.7	0.5	1.9

### PLAYOFFS

YEAR	G-S	MIN	FGM-A	PCT	3FGM-A	PCT	FTM-A	PCT	REBOUNDS OFF-DEF-TOT	AST	PF-D	ST	TO	BLK	TP	RPG	APG	PPG
18-19 Houston	2-0	2	2-2	1.000	0-0	---	0-0	---	1-0-1	0	1-0	0	0	0	4	0.5	0.0	2.0

## Career Transactions

Selected by Houston with the 43rd overall pick in the 2017 NBA Draft... Signed with Houston on 7/25/18.

# #55 Isaiah Hartenstein

## 2018-19 Notes/Career Highlights

---

- In 28 games, averaged 1.9 ppg (48.8% FGs, 33.3% 3FGs, 78.6% FTs) and 1.7 rpg in 7.9 mpg.
- Recorded 10 DNP-CD's and was inactive (Coach's Decision) once... Missed eight games with right Achilles soreness (3/11-3/22/19).
- Was assigned to the Rocket G League affiliate, Rio Grande Valley 10 times (12/4-12/10/18; 12/13-12/14/18; 12/17-12/19/18; 12/20-12/24/18; 12/26/18-1/14/19; 1/20-1/31/19; 2/7-2/11/19; 2/20-3/8/19; 3/27-3/30/19; 4/1-4/12/19).
- Was named 2018-19 All-NBA G League Second Team and MVP of the G League Finals.
- In 26 G League games, averaged 19.5 ppg (62.7% FGs, 27.4% 3FGs, 64.6% FTs), 14.8 rpg, 3.7 apg and 2.1 bpg in 32.3 mpg... Was named G League Player of the Month in January... Also played 38 games for the Vipers in 2017-18 (9.5 ppg, 6.6 rpg, 1.1 apg, 1.1 bpg in 18.7 mpg).
- Over his final 18 games played with the Rockets, shot 52.2% from the floor after shooting 44.4% his first 10 games played.
- **Summer 2019:** Started three games for Houston in the NBA Summer League in Las Vegas, averaging 16.0 ppg (47.1% FGs, 1-8 3FGs, 71.4% FTs), 8.7 rpg, 1.7 spg and 1.7 bpg in 24.4 mpg.
- **Summer 2018:** Started four games for Houston in the NBA Summer League in Las Vegas, averaging 10.3 points, 8.0 rebounds, 1.0 assists, 1.00 steals and 2.25 blocks in 21.9 minutes per game while shooting 52.2% from the floor, 0-of-1 from 3-point range and 77.3% from the line.
- **Playoffs 2019:** Appeared in two games for Houston during its run to the Western Conference Semifinals, scoring a total of 4 points (2-2 FGs) in 2 minutes of play.

## 2017-18 Notes

---

- In 38 games with 11 starts for Rio Grande Valley of the G League, averaged 9.5 points, 6.6 rebounds, 1.1 assists and 1.11 blocks in 18.7 minutes per game while shooting 57.1% from the floor, 34.3% from 3-point range and 68.5% from the line.
- **Summer 2017:** Appeared in all five games for Houston in the NBA Summer League in Las Vegas, averaging 4.4 points (35.3% FGs, 14.3% 3FGs, 56.3% FTs) and 2.0 rebounds.

## 2016-17 (International)

---

- In 29 games for Zalgiris Kaunas of the Lithuanian League, averaged 4.7 points and 3.4 rebounds in 12.2 minutes per game while shooting 56.9% from the floor, 28.6% from 3-point range and 70.5% from the line... In four Euroleague games, averaged 3.5 minutes played.

## 2015-16 (International)

---


- In 14 games for the Artland Dragons of the German Pro B (Third Division), averaged 11.6 points, 8.9 rebounds, 1.6 assists, 2.1 steals and 2.1 blocks while shooting 47.9% from the floor, 42.5% from 3-point range and 54.4% from the line.

## Personal

---

- Son Florian and Theresa Hartenstein... His father played basketball at Oregon and professionally in Germany.
- Was born in Oregon but moved to Germany with his family at age 11... Spent four seasons playing in Germany's youth and boys divisions from 2011-12 through 2014-15.
- Scored 10 points in the 2017 Nike Hoops Summit... Took part in the NBA's Basketball Without Borders camp in 2016.
- Represented Germany in three FIBA events at the U16 and U18 levels, averaging 12.2 points and 9.1 rebounds.

# #4 Danuel House Jr.



## Personal Info

<b>Height</b>	6-6	<b>High School</b>	Hightower (Missouri City, TX)
<b>Weight</b>	215	<b>Prior to NBA</b>	Texas A&M
<b>Birthdate</b>	6/7/93	<b>NBA Experience</b>	3
<b>Birthplace</b>	Houston, TX	<b>Drafted</b>	Not selected in 2016 NBA Draft

## Career Highs

	Regular Season	Playoffs		Regular Season	Playoffs
<b>PTS</b>	22 vs. GS 4/8/18	11 vs. Uta 4/14/19	<b>OR</b>	4 at SA 1/5/18	1 (2 times)
<b>FGM</b>	9 vs. GS 4/8/18	4 vs. Uta 4/14/19	<b>DR</b>	8 at Hou 3/30/18	4 (3 times)
<b>FGA</b>	18 vs. GS 4/8/18	11 vs. Uta 4/14/19	<b>TR</b>	8 (4 times)	5 at Uta 4/22/19
<b>3FGM</b>	6 at Atl 3/19/19	3 vs. Uta 4/14/19	<b>AST</b>	5 vs. Sac 4/3/18	1 vs. Uta 4/14/19
<b>3FGA</b>	11 at Atl 3/19/19	10 vs. Uta 4/14/19	<b>STL</b>	1 (16 times)	1 (3 times)
<b>FTM</b>	9 at GS 1/3/19	3 vs. Uta 4/14/19	<b>BLK</b>	2 (4 times)	1 (2 times)
<b>FTA</b>	9 at GS 1/3/19	4 vs. Uta 4/14/19	<b>MIN</b>	44:31 vs. GS 4/8/18	27:46 at Uta 4/22/19

## Career Statistics

### REGULAR SEASON

YEAR	G-S	MIN	FGM-A	PCT	3FGM-A	PCT	FTM-A	PCT	REBOUNDS	AST	PF-D	ST	TO	BLK	TP	RPG	APG	PPG
16-17 Washington	1-0	1	0-0	---	0-0	---	0-0	---	0-1-1	0	0-0	0	0	0	0	1.0	0.0	0.0
17-18 Phoenix	23-3	403	56-129	.434	15-58	.259	25-31	.806	13-63-76	25	23-0	7	11	6	152	3.3	1.1	6.6
18-19 Houston	39-13	979	118-252	.468	74-178	.416	56-71	.789	25-115-140	40	80-0	21	35	11	366	3.6	1.0	9.4
<b>TOTALS</b>	<b>63-16</b>	<b>1382</b>	<b>174-381</b>	<b>.457</b>	<b>89-236</b>	<b>.377</b>	<b>81-102</b>	<b>.794</b>	<b>38-179-217</b>	<b>65</b>	<b>103-0</b>	<b>28</b>	<b>46</b>	<b>17</b>	<b>518</b>	<b>3.4</b>	<b>1.0</b>	<b>8.2</b>

### PLAYOFFS

YEAR	G-S	MIN	FGM-A	PCT	3FGM-A	PCT	FTM-A	PCT	REBOUNDS	AST	PF-D	ST	TO	BLK	TP	RPG	APG	PPG
18-19 Houston	7-0	141	11-37	.297	8-31	.258	4-8	.500	2-20-22	1	11-0	3	4	2	34	3.1	0.1	4.9

## Career Transactions

Signed as a free agent with Washington on 7/26/16... Waived by Washington on 3/1/17... Signed as a free agent with Houston on 10/13/17... Waived by Houston on 10/14/17... Signed a two-way contract with Phoenix on 12/8/17... Signed as a free agent with Golden State on 7/25/18... Waived by Golden State on 10/12/18... Signed as a free agent with Houston on 11/26/18 and was waived on 12/4/18 before signing a two-way contract on 12/6/18; was converted to a standard NBA contract on 3/13/19... Re-signed with Houston on 7/17/19.

# #4 Danuel House Jr.

## 2018-19 Notes/Career Highlights

---

- In 39 games with 13 starts for Houston, averaged 9.4 ppg (46.8% FGs, 41.6% 3FGs, 78.9% FTs), 3.6 rpg and 1.0 apg in 25.1 mpg.
- Signed as a free agent with Houston on 11/26/18... Was playing for the Rockets single-affiliation NBA G League partner, Rio Grande Valley... Was waived on 12/4/18 then signed a two-way contract with the Rockets on 12/6/18... Was converted to a standard NBA contract on 3/13/19.
- Recorded one DNP-CD.
- In 18 G League games for Rio Grande Valley in the G League, averaged a team-high 20.7 ppg (42.3% FGs, 32.5% 3FGs, 77.7% FTs), 4.5 rpg, 3.8 apg and 1.3 spg in 34.0 mpg.
- Played 28 minutes in his Rockets debut at Washington on 11/26/18, including all five minutes of overtime, after being signed late that afternoon.
- Started 13 games (Rockets 10-3 mark), including 12 straight from 12/22/18-1/14/19... As a starter, averaged 11.2 ppg (49.5% FGs, 48.3% 3FGs, 91.7% FTs), 4.2 rpg and 1.5 apg in 29.8 mpg.
- Scored 10+ points 18 times (Rockets 14-4 mark).
- From 12/29/18 through the remainder of the season, averaged 2.5 3FGM on 47.1% shooting... Had the third-highest 3-point percentage of any player averaging at least 2.0 3FGM over that span.
- Hit 2+ 3FGM 22 times, including 3+ 14 times and 4+ seven times.
- **Summer 2018:** Started all five games for Houston in the 2018 NBA Summer League in Las Vegas, averaging 16.8 ppg (41.2% FGs, 37.1% 3FGs, 60.0% FTs), 5.2 rpg, 3.2 apg and 1.0 spg in 27.1 mpg.
- **Playoffs 2019:** Appeared in seven games for Houston during its run to the Western Conference Semifinals, averaging 4.9 points (29.7% FGs, 25.8% 3FGs, 50.0% FTs) and 3.1 rebounds in 20.1 minutes per game... Had 11 points in his playoff debut in Game 1 of the First Round series vs. Utah.

## 2017-18 (Phoenix)

- In 23 games with three starts, averaged 6.6 points (43.4% FGs, 25.9% 3FGs, 80.6% FTs), 3.3 rebounds and 1.1 assists in 17.5 minutes per game.
- Missed one game due to illness on 1/16/18.
- In a combined 35 G League games for Rio Grande Valley and Northern Arizona, averaged 17.9 points (46.5% FGs, 38.6% 3FGs, 81.5% FTs).
- Averaged 14.6 points (49.2% FGs), 6.2 rebounds and 3.4 assists in 36.3 minutes per game over the final five games of the season... Scored 10+ points in four of those five games, including 22 vs. Golden State on 4/8/18.
- **Summer 2017:** In three games with one start for Washington in the NBA Summer League in Las Vegas, averaged 5.3 points (29.4% FGs, 16.7% 3FGs, 62.5% FTs) and 4.3 rebounds in 16.0 minutes per game.

## 2016-17 (Washington)

- Appeared in one game, going scoreless in a minute played vs. Cleveland on 11/11/16.
- Missed 39 games with a right wrist fracture from 11/25/16-2/8/17.
- In seven G League games for Delaware, averaged 13.3 points (44.9% FGs, 40.6% 3FGs, 66.7% FTs), 5.7 rebounds, 2.0 assists and 1.1 steals in 26.7 minutes per game.
- **Summer 2016:** Appeared in five games for Washington in the NBA Summer League in Las Vegas, averaging 11.2 points (34.0% FGs, 40.0% 3FGs, 66.7% FTs), 3.2 rebounds and 1.2 steals in 18.8 minutes per game.

## College

- Played his first two seasons at Houston before transferring to Texas A&M for his final two seasons... Led the Aggies in scoring in both of his seasons.
- For his career, averaged 14.1 points, 4.7 rebounds and 2.0 assists... Averaged 2.2 3FGM over his final two seasons.
- Earned honorable mention All-American by the Associated Press as a senior... was named First Team All-SEC by conference coaches as a junior and Second Team as a senior.
- Scored all 22 of his points after the 5:14 mark of the second half during Texas A&M's comeback win over Northern Iowa in the second round of the 2016 NCAA Tournament.

## Personal

- Son of Lisa and Danuel House Sr. ... Has three brothers (Jerrel, Terrel, Danuel III) and a sister (Dannisha).
- He and his wife, Whitney, have a daughter, Ava, and two sons, Danuel IV and Brady.
- Enjoys swimming and watching movies.
- His first job was working in a retail store.



# #16 Ben McLemore



## Personal Info

### Height

6-3

### Weight

195

### Birthdate

2/11/93

### Birthplace

St. Louis, MO

### High School

Christian Life Center (Humble, TX)

### Prior to NBA

Kansas

### NBA Experience

6

### Drafted

2013 (7th overall) by Sacramento

## Career Highs

	Regular Season	Playoffs		Regular Season	Playoffs
<b>PTS</b>	31 vs. Pho 4/6/14		<b>OR</b>	3 (8 times)	
<b>FGM</b>	10 (3 times)		<b>DR</b>	10 vs. Pho 4/11/17	
<b>FGA</b>	20 (2 times)		<b>TR</b>	10 vs. Pho 4/11/17	
<b>3FGM</b>	6 vs. Atl 2/10/17		<b>AST</b>	7 (2 times)	
<b>3FGA</b>	10 (4 times)		<b>STL</b>	4 (6 times)	
<b>FTM</b>	10 (2 times)		<b>BLK</b>	3 at Dal 3/10/18	
<b>FTA</b>	15 vs. Pho 4/16/14		<b>MIN</b>	50:07 vs. Was 3/18/14	

## Career Statistics

### REGULAR SEASON

YEAR	G-S	MIN	FGM-A	PCT	3FGM-A	PCT	FTM-A	PCT	REBOUNDS	AST	PF-D	ST	TO	BLK	TP	RPG	APG	PPG
13-14 Sacramento	82-55	2187	255-679	.376	95-297	.320	115-143	.804	53-182-235	82	201-1	45	96	18	720	2.9	1.0	8.8
14-15 Sacramento	82-82	2670	363-831	.437	140-391	.358	130-160	.813	31-210-241	140	219-3	77	138	19	996	2.9	1.7	12.1
15-16 Sacramento	68-53	1443	195-455	.429	67-185	.362	74-103	.718	34-114-148	79	140-0	52	99	10	531	2.2	1.2	7.8
16-17 Sacramento	61-27	1176	180-419	.430	65-170	.382	70-93	.753	19-110-129	51	108-0	29	62	6	495	2.1	0.8	8.1
17-18 Memphis	56-17	1091	157-373	.421	55-159	.346	53-64	.828	34-105-139	51	139-1	38	61	15	422	2.5	0.9	7.5
18-19 Sacramento	19-0	158	25-64	.391	17-41	.415	8-12	.667	3-14-17	4	22-0	6	5	3	75	0.9	0.2	3.9
<b>TOTALS</b>	<b>368-234</b>	<b>8724</b>	<b>1175-2821</b>	<b>.417</b>	<b>439-1243</b>	<b>.353</b>	<b>450-575</b>	<b>.783</b>	<b>174-735-909</b>	<b>407</b>	<b>829-5</b>	<b>247</b>	<b>461</b>	<b>71</b>	<b>3239</b>	<b>2.5</b>	<b>1.1</b>	<b>8.8</b>

## Career Transactions

Selected by Sacramento with the seventh overall pick in the 2013 NBA Draft... Signed as a free agent with Memphis on 7/6/17... Traded by Memphis to Sacramento on 7/17/18... Waived by Sacramento on 2/7/19... Signed as a free agent with Houston on 7/23/19.

# #16 Ben McLemore

## 2018-19 Notes/Career Highlights

---

- In 19 games for Sacramento, averaged 3.9 points (39.1% FGs, 41.5% 3FGs, 66.7% FTs) in 8.3 minutes per game.... Waived on 2/7/19.
- Scored in double-figures three times, including 20 points on 7-of-10 shooting in 18 minutes of play at Phoenix on 1/8/19... Hit 2+ 3FGM four times, including 3+ twice.
- Played more than 12 minutes four times, averaging 10.5 points in 16.3 minutes per game while shooting 54.2% from the floor and 57.1% from 3-point range.
- Over the past three seasons, shot 37.0% from 3-point range, including 17 3FGM on 41.5% shooting in 2018-19.

## 2017-18 (Memphis)

---

- In 56 games with 17 starts, averaged 7.5 points (42.1% FGs, 34.6% 3FGs, 82.8% FTs), 2.5 rebounds and 1.9 assists in 19.5 minutes per game.
- Missed eight games (10/18-11/1/18) rehabbing from a fracture of his right fifth metatarsal suffered in the offseason and two games (1/26-1/29/19) with right knee soreness... Recorded 12 DNP-CD's.
- Was assigned to the Memphis Hustle of the G League for one game on 11/5/17 and scored 8 points in 16 minutes of play.
- Scored in double-figures 20 times, including 20+ twice... Hit 2+ 3FGM 17 times, including 3+ six times.

## 2016-17 (Sacramento)

---

- In 61 games with 26 starts, averaged 8.1 points (43.0% FGs, 3.2% 3FGs, 75.3% FTs) and 2.1 rebounds in 19.3 minutes per game.
- Missed one game with a left quad contusion (12/14/16) and two games due to personal reasons (3/18-3/19/17)... Recorded 18 DNP-CD's.
- Scored in double-figures 24 times, including 20+ three times... Recorded his first career double-double with 13 points and 10 rebounds vs. Phoenix on 4/11/17.
- Hit 2+ 3FGM 18 times, including 3+ 10 times.

## 2015-16 (Sacramento)

---

- In 68 games with 53 starts, averaged 7.8 points (42.9% FGs, 36.2% 3FGs, 71.8% FTs), 2.2 rebounds and 1.2 assists in 21.2 minutes per game.
- Missed four games (2/1/16; 2/7-2/10/16) with a sprained right wrist and 10 games (3/9-3/15/16; 3/18-3/25/16) with a right ring finger tip non-displaced fracture.
- Scored in double-figures 21 times, including 20+ twice... Hit 2+ 3FGM 18 times, including 3+ six times.

## 2014-15 (Sacramento)

---

- Started all 82 games, averaging 12.1 points (43.7% FGs, 35.8% 3FGs, 81.3% FTs), 2.9 rebounds and 1.7 assists in 32.6 minutes per game.
- Scored in double-figures 53 times, including 20+ 13 times... Hit 2+ 3FGM 44 times, including 3+ 20 times.

## 2013-14 (Sacramento)

---

- Appeared in all 82 games with 55 starts, averaging 8.8 points (37.6% FGs, 32.0% 3FGs, 80.4% FTs) and 2.9 rebounds in 26.7 minutes per game.
- Named Western Conference Rookie of the Month for November.
- Took part in the Slam Dunk Contest held during All-Star Weekend.
- Scored in double-figures 33 times, including 20+ three times with 31 points vs. Phoenix on 4/16/14... Hit 2+ 3FGM 21 times, including 3+ 14 times.

## College

---

- Was an early entry candidate for the 2012 NBA Draft following his redshirt freshman season at Kansas.
- Averaged 15.9 points while shooting 49.5% from the floor, 42.0% from 3-point range and 87.0% from the line.
- Started 36 of the 37 games, with the Jayhawks going 31-6 and advancing to the Elite 8.
- Set the Kansas freshman record for scoring and free throw percentage.
- Consensus All-American Second Team selection and was a finalist for the John R. Wooden Award.

## Personal

---

- On 7/4/15, the street where he grew up in Wellston outside of St. Louis was renamed "Ben McLemore III Place."
- Favorite movies are "The Hangover" and "Friday."
- Finished his senior year at Christian Life Center, which at the time was located in Humble, Texas outside of Houston.

# #42 Nenê



## Personal Info

### Height

6-11

### Weight

250

### Birthdate

9/13/82

### Birthplace

Sao Carlos, Brazil

### Prior to NBA

Vasco de Gama (Brazil)

### NBA Experience

17

### Drafted

2002 (7th overall) by New York

## Career Highs

	Regular Season	Playoffs		Regular Season	Playoffs
<b>PTS</b>	30 (2 times)	28 at OKC 4/23/17	<b>OR</b>	9 (2 times)	8 at SA 4/22/07
<b>FGM</b>	13 (2 times)	12 at OKC 4/23/17	<b>DR</b>	12 at Mil 2/11/13	10 vs. NO 4/19/09
<b>FGA</b>	22 vs. LAL 11/26/13	17 (2 times)	<b>TR</b>	17 at Det 3/26/07	14 vs. NO 4/19/09
<b>3FGM</b>	1 (7 times)		<b>AST</b>	9 vs. Mia 1/15/14	6 (2 times)
<b>3FGA</b>	1 (52 times)	1 vs. OKC 4/25/17	<b>STL</b>	6 (2 times)	3 at NO 4/25/09
<b>FTM</b>	12 (2 times)	12 at OKC 4/20/11	<b>BLK</b>	5 vs. SA 2/3/09	3 (2 times)
<b>FTA</b>	15 vs. NJ 11/20/10	18 at OKC 4/20/11	<b>MIN</b>	46:33 at Det 3/26/07	42:28 at Dal 5/11/09

## Career Statistics

### REGULAR SEASON

YEAR	G-S	MIN	FGM-A	PCT	3FGM-A	PCT	FTM-A	PCT	REBOUNDS	AST	PF-D	ST	TO	BLK	TP	RPG	APG	PPG
03-04 Denver	77-77	2504	334-630	.530	0-2	.000	240-352	.682	154-349-503	168	280-3	116	183	41	908	6.5	2.2	11.8
04-05 Denver	55-18	1317	194-386	.503	0-2	.000	140-212	.660	104-221-325	84	167-0	50	94	48	528	5.9	1.5	9.6
05-06 Denver	1-0	3	0-1	.000	0-0	---	0-0	---	0-0-0	0	1-0	0	2	0	0	0.0	0.0	0.0
06-07 Denver	64-42	1715	294-516	.570	0-1	.000	195-283	.689	150-299-449	77	209-3	62	127	59	783	7.0	1.2	12.2
07-08 Denver	16-1	266	29-71	.408	0-1	.000	27-49	.551	30-57-87	15	46-1	9	21	14	85	5.4	0.9	5.3
08-09 Denver	77-76	2510	428-709	.604	1-5	.200	266-368	.723	183-415-598	108	278-5	95	147	101	1123	7.8	1.4	14.6
09-10 Denver	82-82	2755	421-717	.587	0-2	.000	293-416	.704	166-461-627	203	281-7	115	125	82	1135	7.6	2.5	13.8
10-11 Denver	75-75	2291	402-654	.615	1-5	.200	286-402	.711	145-426-571	149	238-5	84	134	73	1091	7.6	2.0	14.5
11-12 Den.-Was.	39-33	1110	211-393	.537	0-4	.000	113-168	.673	63-228-291	80	95-0	42	96	38	535	7.5	2.1	13.7
12-13 Washington	61-49	1659	285-594	.480	0-1	.000	196-269	.729	101-306-407	177	171-1	55	139	37	766	6.7	2.9	12.6
13-14 Washington	53-37	1560	299-594	.503	1-5	.200	155-266	.583	65-229-294	153	164-2	64	117	47	754	5.5	2.9	14.2
14-15 Washington	67-68	1694	307-601	.511	1-5	.200	122-202	.604	84-261-345	123	180-2	66	124	22	737	5.1	1.8	11.0
15-16 Washington	57-11	1094	209-384	.544	0-3	.000	107-185	.578	52-207-259	97	156-1	54	76	26	525	4.5	1.7	9.2
16-17 Houston	67-8	1198	245-397	.617	3-9	.333	116-197	.589	95-187-282	65	163-0	56	73	39	609	4.2	1.0	9.1
17-18 Houston	52-4	758	136-239	.569	0-2	.000	68-107	.636	54-122-176	45	123-0	28	38	14	340	3.4	0.9	6.5
18-19 Houston	42-2	546	60-116	.517	0-3	.000	31-47	.660	34-89-123	26	87-0	18	11	15	151	2.9	0.6	3.6
<b>TOTALS</b>	<b>965-626</b>	<b>25237</b>	<b>4175-7621</b>	<b>.548</b>	<b>7-53</b>	<b>.132</b>	<b>2552-3864</b>	<b>.660</b>	<b>1688-4140-5828</b>	<b>1719</b>	<b>2934-34</b>	<b>1041</b>	<b>1688</b>	<b>721</b>	<b>10909</b>	<b>6.0</b>	<b>1.8</b>	<b>11.3</b>

### PLAYOFFS

YEAR	G-S	MIN	FGM-A	PCT	3FGM-A	PCT	FTM-A	PCT	REBOUNDS	AST	PF-D	ST	TO	BLK	TP	RPG	APG	PPG
03-04 Denver	5-5	132	16-36	.444	0-0	---	7-13	.538	12-13-25	15	22-0	5	9	3	39	5.0	3.0	7.8
04-05 Denver	5-0	101	9-21	.429	0-0	---	15-23	.652	9-16-25	2	16-0	2	5	2	33	5.0	0.4	6.6
06-07 Denver	5-5	179	31-53	.585	0-0	---	14-18	.778	22-17-39	12	21-1	3	13	3	76	7.8	2.4	15.2
07-08 Denver	3-0	30	5-9	.556	0-0	---	3-3	1.000	3-4-7	1	8-1	2	2	1	13	2.3	0.3	4.3
08-09 Denver	16-16	525	69-126	.548	0-0	---	46-70	.657	37-83-120	42	65-3	20	31	10	184	7.5	2.6	11.5
09-10 Denver	5-5	169	18-29	.621	0-0	---	21-36	.583	8-21-29	11	17-0	6	4	1	57	5.8	2.2	11.4
10-11 Denver	5-5	162	22-46	.478	0-0	---	27-48	.563	14-31-45	8	17-0	5	8	4	71	9.0	1.6	14.2
13-14 Washington	10-10	325	64-138	.464	0-0	---	9-26	.346	8-45-53	26	36-2	9	17	11	137	5.3	2.6	13.7
14-15 Washington	10-10	257	34-76	.447	0-0	---	11-23	.478	25-41-66	15	32-1	9	14	3	79	6.6	1.5	7.9
16-17 Houston	9-0	161	36-51	.706	0-1	.000	18-31	.581	11-31-42	5	24-0	6	9	4	90	4.7	0.6	10.0
17-18 Houston	11-0	107	12-20	.600	0-0	---	7-11	.636	6-22-28	5	18-0	2	8	5	31	2.5	0.5	2.8
18-19 Houston	7-0	53	10-10	1.000	0-0	---	7-9	.778	9-5-14	3	7-0	3	3	2	3	2.0	0.4	3.9
<b>TOTALS</b>	<b>91-56</b>	<b>2201</b>	<b>326-615</b>	<b>.530</b>	<b>0-1</b>	<b>.000</b>	<b>185-311</b>	<b>.595</b>	<b>164-329-493</b>	<b>145</b>	<b>283-8</b>	<b>72</b>	<b>123</b>	<b>49</b>	<b>837</b>	<b>5.4</b>	<b>1.6</b>	<b>9.2</b>

## Career Transactions

Selected by New York with the seventh overall pick in the 2002 NBA Draft... Rights were traded by New York to Denver along with Marcus Camby and Mark Jackson in exchange for Antonio McDyess, the rights to Frank Williams and a future second round pick on 6/26/02... Re-signed with Denver on 7/12/06... Traded by Denver to Washington as part of a three-team trade also involving the L.A. Clippers on 3/15/12... Signed as a free agent with Houston on 7/20/16... Re-signed with Houston on 7/6/17... Re-signed with Houston on 9/6/19.

## 2018-19 Notes/Career Highlights

- In 42 games with two starts for Houston, averaged 3.6 ppg (51.7% FGs, 0-3 3FGs, 66.0% FTs) and 2.9 rpg in 13.0 mpg.
- Missed 20 games with right calf tightness/strain and one game with a sore right calf (2/11/19)... Recorded 17 DNP-CD's season and was inactive twice for rest.
- Made his season debut vs. Chicago on 12/1/18.
- Scored in double-figures three times.
- Shot 51.7% from the floor... Has the eighth-highest field goal percentage among active qualifiers (.548).
- One of four players in NBA history with career totals of at least 10,000 points, 5,000 rebounds, 1,500 assists, 1,000 steals and 700 blocks while averaging fewer than 28.0 minutes per game (Alvan Adams, Shawn Kemp, Jerome Kersey).
- **Playoffs 2019:** Appeared in seven games during Houston's run to the Western Conference Semifinals, averaging 3.9 points (10-10 FGs, 7-9 FTs) and 2.0 rebounds in 7.6 minutes per game... Recorded a DNP-CD in the first four games... Became second player in NBA playoff history to have at least 10 FGA without a miss in a single postseason joining Jim Brewer in 1979-80.

## 2017-18 (Houston)

- In 53 games with four starts, averaged 6.5 points and 3.4 rebounds in 14.6 minutes per game while shooting 56.9% from the floor, 0-of-2 from 3-point range and 63.6% from the line.
- Recorded 16 DNP-CD's... Missed two games with left Achilles soreness (10/25-10/27/17), two games with a right foot sprain (11/12-11/14/17), one game with a right shoulder strain (11/27/17), one game with a left corneal abrasion (12/7/17), six games with a right knee contusion (1/4-1/15/18), and two games with low back pain (3/30-4/1/18).
- Rockets were 10-1 when he scored in double-figures.
- Shot 56.9% from the floor and would have ranked eighth in the NBA if he qualified.
- Had 13 points, 5 assists and 4 rebounds in 19 minutes of play vs. Denver on 11/22/17... First Rocket to post those numbers in fewer than 20 minutes of play since Otis Thorpe at Minnesota on 11/23/91.
- Had 14 points on 6-of-6 shooting in 10 minutes of play vs. Dallas on 10/21/17... Dating back to 1983-84, became third player to score at least 14 points in 10 or fewer minutes of play without missing a single shot.
- **Playoffs:** Appeared in 11 games for Houston during its run to the Western Conference Finals, averaging 2.8 points and 2.5 rebounds in 9.8 minutes per game while shooting 60.0% from the floor and 63.6% from the line.

## 2016-17 (Houston)

- In 67 games with eight starts for Houston, averaged 9.1 points and 4.2 rebounds in 17.9 minutes per game while shooting 61.7% from the floor, 33.3% from 3-point range and 58.9% from the line.
- Recorded 15 DNP-CD's for rest.
- Dating back to 1979-80, became the third player with 40+ games played to average at least 9.0 ppg and 4.0 rpg in fewer than 18.0 mpg in a single season.
- In eight games as a starter, averaged 11.4 points and 4.9 rebounds in 17.8 minutes per game.
- Over his final 27 games played, averaged 11.4 points on 63.9% shooting in 19.3 minutes per game after averaging 7.5 ppg on 59.5% shooting in 16.9 minutes per game his first 40 games played.
- Scored in double-figures 31 times including 20+ once.
- Shot 61.7% from the floor and would have ranked fifth in the NBA had he qualified.
- Shot 3-of-9 from 3-point range... had 4 3FGM his first 14 seasons combined.
- **Playoffs:** Appeared in nine games for Houston during its run to the Western Conference Semifinals, averaging 10.0 points and 4.7 rebounds in 17.9 minutes per game while shooting 70.6% from the floor, 0-of-1 from 3-point range and 58.1% from the line... Became third player in NBA playoff history to average at least 10.0 ppg and 4.0 rpg in fewer than 18.0 mpg in a single postseason with at least seven games played... Shot 12-of-12 from the floor in Game 4 of the First Round series vs. Oklahoma City, tying the NBA playoff record for the most FGM without a miss.

## 2015-16 (Washington)

- In 57 games with 11 starts for Washington, averaged 9.2 points, 4.5 rebounds, 1.7 assists and 0.95 steals in 19.2 minutes per game while shooting 54.4% from the floor, 0-of-3 from 3-point range and 57.8% from the line.
- Missed one game due to back spasms (11/10/15), 20 games with a left calf strain (11/28/15-1/3/16; 2/5/16), one game with a strained right tricep (1/9/16), one game with left calf tightness (2/6/16) and one game with body soreness (2/29/16)... Recorded a DNP-CD on 4/11/16.
- Was the only player in the league with 40+ games played to average at least 9.0 points and 4.0 rebounds in fewer than 20.0 minutes per game.
- Scored in double-figures 26 times, including a season-high 20 points vs. Detroit on 3/14/16... Grabbed 10+ rebounds twice, including one double-double.

## 2014-15 (Washington)

- In 67 games with 58 starts, averaged 11.0 points, 5.1 rebounds, 1.8 assists and 0.99 steals in 25.3 minutes per game while shooting 51.1% from the floor, 1-of-5 from 3-point range and 60.5% from the line.
- Missed five games with right plantar fasciitis (11/25-12/3/14), one game with a sore right knee (12/8/14), one game with a sore right foot (1/28/15) and five games for rest (4/3-4/8/15, 4/14-4/15/15).
- Was one of four players to average at least 11.0 points and 5.0 rebounds in fewer than 26.0 minutes per game.
- Scored 20+ points seven times... Grabbed 10+ rebounds three times while recording two double-doubles.
- **Playoffs:** Started all 10 games for Washington during its run to the Eastern Conference Semifinals, averaging 7.9 points, 6.6 rebounds and 1.5 assists in 25.7 minutes per game while shooting 44.7% from the floor and 47.8% from the line... Grabbed 10+ rebounds twice and recorded one double-double.

# #42 Nenê

## 2013-14 (Washington)

- In 53 games with 37 starts, averaged 14.2 points, 5.5 rebounds, 2.9 assists and 1.21 steals in 29.4 minutes per game while shooting 50.3% from the floor, 1-of-5 from 3-point range and 58.3% from the line.
- Missed two games with a left calf strain (11/1-11/3/13), one game with a sore right Achilles, four games with right foot tendinitis (12/9-12/16/13) and 21 games with a left MCL sprain (2/23-4/5/14).
- Joined Tim Duncan as the only players to average at least 14.0 points, 5.0 rebounds and 2.0 assists in fewer than 30.0 minutes per game.
- Scored 20+ points seven times, including 30+ twice... Grabbed 10+ rebounds three times, including two double-doubles.
- **Playoffs:** Started all 10 games for Washington during its run to the Eastern Conference Semifinals, averaging 13.7 points, 5.3 rebounds, 2.6 assists and 1.10 blocks in 32.5 minutes per game while shooting 46.4% from the floor and 34.6% from the line... Scored 20+ points twice.

## 2012-13 (Washington)

- In 61 games with 49 starts, averaged 12.6 points, 6.7 rebounds and 2.9 assists in 27.2 minutes per game while shooting 48.0% from the floor, 0-of-1 from 3-point range and 72.9% from the line.
- Missed nine games with left foot plantar fasciitis (10/30-11/19/12), five games with a sore left foot (11/26/12, 12/15/12, 12/21/12, 4/15-4/17/13), two games with a shoulder injury (2/27-3/1/13) and four games with knee soreness (3/25-3/31/13).
- Joined Luis Scola as the only players to average at least 12.0 points, 6.0 rebounds and 2.0 assists in fewer than 28.0 minutes per game.
- Scored 20+ points seven times... Grabbed 10+ rebounds nine times, including seven double-doubles.

## 2011-12 (Denver/Washington)

- In 39 games with 33 starts, averaged 13.7 points, 7.5 rebounds, 2.1 assists, 1.08 steals and 0.97 blocks in 28.5 minutes per game while shooting 53.7% from the floor, 0-of-4 from 3-point range and 67.3% from the line.
- In 28 games with 27 starts for Denver, averaged 13.4 points, 7.4 rebounds and 2.2 assists in 29.5 minutes per game while shooting 50.9% from the floor and 67.7% from the line.
- In 11 games with six starts for Washington, averaged 14.5 points, 7.5 rebounds and 1.7 assists in 25.8 minutes per game while shooting 60.7% from the floor and 65.7% from the line.
- Joined Tim Duncan as the only players to average at least 13.0 points, 7.0 rebounds and 2.0 assists in fewer than 29.0 minutes per game.
- Scored 20+ six times... Grabbed 10+ rebounds nine times, including eight double-doubles.

## 2010-11 (Denver)

- In 75 games (all starts), averaged 14.5 points, 7.6 rebounds, 2.0 assists, 1.12 steals and 0.97 blocks in 30.5 minutes per game while shooting 61.5% from the floor (1st in NBA), 1-of-5 from 3-point range and 71.1% from the line.
- Joined DeMarcus Cousins as the only players to average at least 14.0 points, 7.0 rebounds and 2.0 assists in fewer than 31.0 minutes per game.
- Scored 20+ points 13 times... Grabbed 10+ rebounds 17 times, including 14 double-doubles.
- **Playoffs:** Started all five games of Denver's First Round series vs. Oklahoma City, averaging 14.2 points, 9.0 rebounds and 1.6 assists in 32.4 minutes per game while shooting 47.8% from the floor and 56.3% from the line... Scored 20+ points once and recorded one double-double.

## 2009-10 (Denver)

- Started all 82 games, averaging 13.8 points, 7.6 rebounds, 2.5 assists, 1.40 steals and 1.00 blocks in 33.6 minutes per game while shooting 58.7% from the floor (3rd in NBA), 0-of-2 from 3-point range and 70.4% from the line.
- Scored 20+ points 12 times... Grabbed 10+ rebounds 22 times, including 14 double-doubles.
- One of six players to average at least 13.0 points, 7.0 rebounds, 2.0 assists, 1.00 steals and 1.00 blocks.
- **Playoffs:** Started all five games of Denver's First Round series vs. Utah, averaging 11.4 points, 5.8 rebounds, 2.2 assists and 1.20 steals in 33.8 minutes per game while shooting 62.1% from the floor and 58.3% from the line... Recorded one double-double.

## 2008-09 (Denver)

- In 77 games with 76 starts, averaged 14.6 points, 7.8 rebounds, 1.4 assists, 1.40 steals and 1.31 blocks in 32.6 minutes per game while shooting 60.4% from the floor (2nd in NBA), 1-of-5 from 3-point range and 72.3% from the line.
- Missed two games with a right knee bone bruise (2/23-2/25/09), two games due to league suspension (3/25-3/27/09) and one game with a cervical strain (12/29/08).
- One of four players to average at least 14.0 points, 7.0 rebounds, 1.00 steals and 1.00 blocks.
- Scored 20+ points 12 times... Grabbed 10+ rebounds 21 times, including 20 double-doubles.
- **Playoffs:** Started all 16 games for Denver during its run to the Western Conference Finals, averaging 11.5 points, 7.5 rebounds, 2.6 assists and 1.25 steals in 32.8 minutes per game while shooting 54.8% from the floor and 65.7% from the line... Scored 20+ points twice and recorded two double-doubles.

## 2007-08 (Denver)

- In 16 games with one start, averaged 5.3 points and 5.4 rebounds in 16.6 minutes per game while shooting 40.8% from the floor, 0-of-1 from 3-point range and 55.1% from the line.
- Missed 22 games after suffering a torn ulnar collateral ligament in his left thumb vs. Boston on 11/7/07, 37 games recovering from testicular cancer (1/11-3/24/08) and the final six games of the season with a right groin strain.
- **Playoffs:** Appeared in all three games of Denver's First Round series vs. the L.A. Lakers, averaging 4.3 points and 2.3 rebounds in 10.0 minutes per game while shooting 55.6% from the floor and 3-of-3 from the line.



# #42 Nenê

## 2006-07 (Denver)

- In 64 games with 42 starts, averaged 12.2 points, 7.0 rebounds 1.2 assists and 0.97 steals in 26.8 minutes per game while shooting 57.0% from the floor, 0-of-1 from 3-point range and 68.9% from the line.
- Missed four games with a right knee inflammation, one game for a league suspension (12/18/06) and 12 games with a right knee contusion.
- Scored 20+ points eight times... Grabbed 10+ rebounds 14 times and recorded 12 double-doubles.
- **Playoffs:** Started all five games of Denver's First Round series vs. San Antonio, averaging 15.2 points, 7.8 rebounds and 2.4 assists in 35.8 minutes per game while shooting 58.5% from the floor and 77.8% from the line... Recorded one double-double.

## 2005-06 (Denver)

- Suffered a torn ACL in his right knee just three minutes into the season opener at San Antonio on 11/1/05 and missed the remainder of the season.

## 2004-05 (Denver)

- In 55 games with 18 starts, averaged 9.6 points, 5.9 rebounds and 1.5 assists in 23.9 minutes per game while shooting 50.3% from the floor, 0-of-2 from 3-point range and 66.0% from the line.
- Missed 13 games due to a sprained medial collateral ligament in his left knee, two games with a right hip contusion, eight games with a strained left hamstring and four games due to league suspension.
- Scored 20+ points three times... Grabbed 10+ rebounds eight times and recorded seven double-doubles.
- **Playoffs:** Appeared in all five games of Denver's First Round series vs. San Antonio, averaging 6.6 points and 5.0 rebounds in 20.2 minutes per game while shooting 42.9% from the floor and 65.2% from the line.

## 2003-04 (Denver)

- In 77 games (all starts), averaged 11.8 points, 6.5 rebounds, 2.2 assists and 1.51 steals in 32.5 minutes per game while shooting 53.0% from the floor (4th in NBA), 0-of-2 from 3-point range and 68.2% from the line.
- Missed five games with a left groin strain.
- One of five players to average at least 11.0 points, 6.0 rebounds, 2.0 assists and 1.50 steals.
- Scored 20+ points six times... Recorded 12 double-doubles.
- **Playoffs:** Started all five games of Denver's First Round series vs. Minnesota, averaging 7.8 points, 5.0 rebounds and 3.0 assists in 26.4 minutes per game while shooting 44.4% from the floor and 53.8% from the line.

## 2002-03 (Denver)

- In 80 games with 53 starts, averaged 10.5 points, 6.1 rebounds, 1.9 assists and 1.59 steals in 28.2 minutes per game while shooting 51.9% from the floor, 0-of-3 from 3-point range and 57.8% from the line.
- Missed one game with a left low back strain and one game due to a strained neck.
- Named to the NBA All-Rookie First Team and competed in the Rookie Challenge during All-Star Weekend.
- Only player in the league to average at least 10.0 points, 6.0 rebounds and 1.50 steals in fewer than 30.0 minutes per game.
- Scored 20+ points six times... Grabbed 10+ rebounds 13 times and recorded nine double-doubles.

## 1999-2002 (International)

- Played three seasons for Vasco da Gama of the Brazilian league.

## Personal

- Legally changed his name to Nenê in the summer of 2003... Given name is Maybyner Rodney Hilario.
- "Nenê" means "baby" in Portuguese – he is the youngest in his family and was the youngest in the group of kids he hung out with... Has one brother and one sister.
- Played soccer as a child and was invited to train with pro clubs at a young age... Plays the bass guitar.
- Is a member of the Brazilian national team and competed in the Olympics in 2012 and 2016 as well as the 2014 FIBA World Cup in Spain.
- Grew up idolizing Michael Jordan and Magic Johnson.
- Favorite meal is feijoada – a Brazilian black bean stew... Enjoys comedies and action movies... Favorite actor is Jackie Chan.
- Enjoys listening to Brazilian gospel music... Has hosted a gospel event with his pastor in Brazil.
- Favorite musician is jazz artist Fred Hamilton.
- Established a foundation to build a youth center in his hometown of Sao Carlos, which provides educational and athletic resources to underprivileged children in the surrounding community.
- Participated in the NBA's Basketball Without Borders in South America in the summer of 2003 and 2004... Sponsors over 50 athletes in his hometown ranging from basketball, cycling, tennis and soccer.
- Favorite sports teams are Sao Paulo (Brazilian soccer) and FC Barcelona... Favorite player is Ronaldinho... Favorite movie is "Left Behind."

# #2 Shamorie Ponds



## Personal Info

<b>Height</b>	6-0	<b>High School</b>	Thomas Jefferson (Brooklyn, NY)
<b>Weight</b>	180	<b>Prior to NBA</b>	St. John's
<b>Birthdate</b>	6/29/98	<b>NBA Experience</b>	Rookie
<b>Birthplace</b>	Brooklyn, NY	<b>Drafted</b>	Not selected in 2019 NBA Draft

## NCAA Career Highs

<b>PTS</b>	44 vs. Marquette 2/10/18	<b>OR</b>	5 vs. Delaware State 11/29/16
<b>FGM</b>	16 vs. Marquette 2/10/18	<b>DR</b>	9 vs. UCF 11/26/17
<b>FGA</b>	28 vs. Villanova 1/13/18	<b>TR</b>	10 (2 times)
<b>3FGM</b>	7 vs. Fordham 12/8/16	<b>AST</b>	14 vs. Wagner 12/16/18
<b>3FGA</b>	12 vs. Arizona State 3/20/19	<b>STL</b>	7 vs. VCU 11/20/18
<b>FTM</b>	15 vs. Oregon State 11/23/17	<b>BLK</b>	2 (2 times)
<b>FTA</b>	15 (3 times)	<b>MIN</b>	49 at Georgetown 1/20/18

## NCAA Career Statistics

YEAR	G-S	MIN	FGM-A	PCT	3FGM-A	PCT	FTM-A	PCT	REBOUNDS		PF-D	ST	TO	BLK	TP	RPG	APG	PPG
									OFF-DEF-TOT	AST								
16-17 St. John's	33-33	1109	191-435	.439	75-200	.375	116-141	.823	38-108-146	102	58-0	68	62	8	573	4.4	3.1	17.4
17-18 St. John's	30-30	1110	225-536	.420	47-186	.253	150-175	.857	36-115-151	142	53-0	70	82	3	647	5.0	4.7	21.6
18-19 St. John's	33-33	1159	216-477	.453	65-184	.353	153-183	.836	32-104-136	169	66-0	87	65	9	650	4.1	5.1	19.7
<b>TOTALS</b>	<b>96-96</b>	<b>3378</b>	<b>632-1448</b>	<b>.436</b>	<b>187-570</b>	<b>.328</b>	<b>419-499</b>	<b>.840</b>	<b>106-327-433</b>	<b>413</b>	<b>177-0</b>	<b>225</b>	<b>209</b>	<b>20</b>	<b>1870</b>	<b>4.5</b>	<b>4.3</b>	<b>19.5</b>

## Career Transactions

Was not selected in the 2019 NBA Draft... Signed as a free agent with Houston on 7/3/19.

# #2 Shamorie Ponds

## 2018-19 Notes

- **Summer 2019:** Appeared in all five games for Houston in the NBA Summer League in Las Vegas, averaging 7.2 points (30.2% FGs, 22.7% 3FGs, 55.6% FTs), 2.2 rebounds, 1.8 assists and 1.4 steals in 20.1 minutes per game.

## College


- Was an early entry candidate for the 2019 NBA Draft following his junior season at St. John's.
- For his career, averaged 19.5 ppg, 4.5 rpg, 4.3 apg and 2.3 spg... Had more steals (225) than turnovers (209).
- Finished his career ranked fifth in school history in scoring (1,870) and second in steals (225)... Had the highest point total for a three-year career.
- Earned honorable mention All-American honors by the Associated Press and was an All-Big East First Team selection in each of his final two seasons.
- Was the only Division I player over the past two seasons to have recorded at least 1,100 points, 300 assists and 150 steals.
- Shot 84.0% from the foul line for his career... Over his final two seasons, had the fifth-highest free throw percentage (.846) of any Division I player with at least 350 attempts.

## Personal

- Son of Shawn Ponds and Lamell Brightwell... Has a brother, Shawn, and two sisters, Shamell and Shaniaya.
- Born in Brooklyn and attended Thomas Jefferson High School... As a senior, led Thomas Jefferson to its first PSAL championship since 1954.
- Played in the 2016 Jordan Brand Classic.
- Declared for the 2018 NBA Draft before returning to school.



# #25 Austin Rivers



## Personal Info

### Height

6-3

### Weight

200

### Birthdate

8/1/92

### Birthplace

Santa Monica, CA

### High School

Winter Park (Winter Park, FL)

### Prior to NBA

Duke

### NBA Experience

7

### Drafted

2012 (10th overall) by New Orleans

## Career Highs

	Regular Season	Playoffs		Regular Season	Playoffs
<b>PTS</b>	38 at Mem 12/23/17	25 vs. Hou 5/8/15	<b>OR</b>	3 (4 times)	2 (2 times)
<b>FGM</b>	14 at Mem 12/23/17	10 vs. Hou 5/8/15	<b>DR</b>	9 at Hou 4/12/14	6 (2 times)
<b>FGA</b>	25 at Mem 12/23/17	19 at Por 4/29/16	<b>TR</b>	10 at Hou 4/12/14	6 (3 times)
<b>3FGM</b>	7 (3 times)	4 (2 times)	<b>AST</b>	10 at NY 2/8/17	8 at Por 4/29/16
<b>3FGA</b>	15 at Hou 12/22/17	7 at Uta 4/28/17	<b>STL</b>	4 (6 times)	4 at Hou 5/4/15
<b>FTM</b>	11 vs. Por 12/20/14	4 at Por 4/29/16	<b>BLK</b>	2 (4 times)	2 vs. Hou 5/10/15
<b>FTA</b>	12 vs. Por 12/20/14	5 at Por 4/29/16	<b>MIN</b>	45:55 vs. BKN 1/16/19	37:50 vs. Uta 4/30/17

## Career Statistics

### REGULAR SEASON

YEAR	G-S	MIN	FGM-A	PCT	3FGM-A	PCT	FTM-A	PCT	REBOUNDS	OFF-DEF-TOT	AST	PF-D	ST	TO	BLK	TP	RPG	APG	PPG
12-13 New Orleans	61-26	1418	145-390	.372	28-86	.326	59-108	.546	16-93-109	127	122-0	26	74	9	377	1.8	2.1	6.2	
13-14 New Orleans	69-4	1339	192-474	.405	36-99	.364	110-173	.636	26-103-129	160	134-0	45	77	9	530	1.9	2.3	7.7	
14-15 N.O.-Bos.-LA-C	76-5	1563	203-496	.409	39-131	.298	85-126	.675	27-125-152	155	146-0	48	65	14	530	2.0	2.0	7.0	
15-16 L.A. Clippers	67-7	1464	226-516	.438	62-185	.335	79-116	.681	22-108-130	99	137-1	48	61	9	593	1.9	1.5	8.9	
16-17 L.A. Clippers	74-29	2054	323-731	.442	111-299	.371	132-191	.691	20-141-161	204	187-2	48	115	10	889	2.2	2.8	12.0	
17-18 L.A. Clippers	61-59	2057	341-805	.424	136-360	.378	102-159	.642	27-118-145	242	152-1	74	109	16	920	2.4	4.0	15.1	
18-19 Was.-Pho.-Hou.	76-15	2028	232-572	.406	104-327	.318	50-95	.526	25-137-162	167	207-0	47	68	23	618	2.1	2.2	8.1	
<b>TOTALS</b>	<b>484-145</b>	<b>11921</b>	<b>1662-3984</b>	<b>.417</b>	<b>516-1487</b>	<b>.347</b>	<b>617-968</b>	<b>.637</b>	<b>163-825-988</b>	<b>1154</b>	<b>1085-4</b>	<b>336</b>	<b>569</b>	<b>90</b>	<b>4457</b>	<b>2.0</b>	<b>2.4</b>	<b>9.2</b>	

### PLAYOFFS

YEAR	G-S	MIN	FGM-A	PCT	3FGM-A	PCT	FTM-A	PCT	REBOUNDS	OFF-DEF-TOT	AST	PF-D	ST	TO	BLK	TP	RPG	APG	PPG
14-15 N.O.-Bos.-LA-C	14-2	250	46-105	.438	13-35	.371	12-19	.632	6-18-24	16	28-0	10	12	4	117	1.7	1.1	8.4	
15-16 L.A. Clippers	6-2	144	26-61	.426	4-17	.235	6-9	.667	4-12-16	16	12-0	3	7	0	62	2.7	2.7	10.3	
16-17 L.A. Clippers	3-2	90	9-26	.346	4-13	.308	2-2	1.000	1-7-8	2	6-0	1	5	1	24	2.7	0.7	8.0	
18-19 Was.-Pho.-Hou.	10-0	215	27-62	.435	16-35	.457	4-6	.667	2-19-21	10	31-0	5	8	1	74	2.1	1.0	7.4	
<b>TOTALS</b>	<b>33-6</b>	<b>700</b>	<b>108-254</b>	<b>.425</b>	<b>37-100</b>	<b>.370</b>	<b>24-36</b>	<b>.667</b>	<b>13-56-69</b>	<b>44</b>	<b>77-0</b>	<b>19</b>	<b>32</b>	<b>6</b>	<b>277</b>	<b>2.1</b>	<b>1.3</b>	<b>8.4</b>	

## Career Transactions

Selected by New Orleans with the 10th overall pick in the 2012 NBA Draft... Traded by New Orleans to Boston as part of a three-team trade also involving Memphis on 1/12/15... Traded by Boston to the L.A. Clippers as part of a three-team trade with Phoenix on 1/15/15... Re-signed with the L.A. Clippers on 7/13/15... Traded by the L.A. Clippers to Washington on 6/26/18... Traded by Washington to Phoenix on 12/17/18... Waived by Phoenix on 12/18/18... Signed as a free agent with Houston on 12/24/18... Re-signed with Houston on 7/17/19.

# #25 Austin Rivers

## 2018-19 Notes/Career Highlights

- In 76 games with 15 starts for Washington and Houston, averaged 8.1 ppg (40.6% FGs, 31.8% 3FGs, 52.6% FTs), 2.2 apg and 2.1 rpg in 26.7 mpg.
- Missed one game for Houston with a sore right elbow (2/13/19) and recorded two DNP-CD's.
- In 29 games with two starts for Washington, averaged 7.2 ppg (39.2% FGs, 31.1% 3FGs, 54.3% FTs), 2.4 rpg and 2.0 apg in 23.6 mpg.
- In 47 games with 13 starts as a Rocket, averaged 8.7 ppg (41.3% FGs, 32.1% 3FGs, 51.0% FTs), 2.3 apg and 1.9 rpg in 28.6 mpg.
- Signed as a free agent with Houston on 12/24/18... Started the season with Washington prior to being traded to Phoenix on 12/17... Waived by the Suns on 12/18/18.
- Started 13 straight games for the Rockets from 12/31/18-1/25/19, averaging 11.6 ppg, 3.8 apg and 2.7 rpg in 38.1 mpg.
- Scored in double-figures 20 times as a Rocket (15-5 mark), including 20+ twice... Scored in double-figures seven times for Washington.
- Hit 2+ 3FGM 22 times as a Rocket, including 3+ 10 times and 4+ three times... Hit 2+ 3FGM 11 times for Washington, including 3+ four times.
- Houston was 9-1 when he had 4+ assists... Had almost as many steals (29) as turnovers (32) as a Rocket.
- Over the past three seasons, averaged 1.7 3FGM on 35.6% shooting after averaging 0.6 3FGM on 32.9% shooting over his first four seasons.
- **Playoffs 2019:** In 10 games for Houston during its run to the Western Conference Semifinals, averaged 7.4 points (43.5% FGs, 45.7% 3FGs, 66.7% FTs), 2.1 rebounds and 1.0 assists in 21.5 minutes per game... Scored in double-figures three times, including 14 points while shooting 4-of-6 from 3-point range in Game 2 of the Semifinals vs. Golden State after missing Game 1 due to illness.

## 2017-18 (L.A. Clippers)

- In 61 games with 59 starts, averaged 15.1 points (42.4% FGs, 37.8% 3FGs, 64.2% FTs), 4.0 assists, 2.4 rebounds and 1.2 steals in 33.7 minutes per game.
- Missed two games (12/15-12/16/17) with a concussion sustained at Orlando on 12/13/17, 18 games with a right ankle injury (12/31/17-2/5/18) and one game with right elbow soreness (4/9/18).
- Scored in double-figures 49 times, including 20+ 12 times and 30+ three times with a high of 38 on 14-of-20 shooting at Memphis on 12/23/17... In his 12 20-point games, averaged 25.8 ppg on 55.2% shooting.
- Hit 3+ 3FGM 23 times, including 4+ 11 times, 5+ seven time and a high of 7 3FGM on 10 attempts at Minnesota on 12/3/17.

## 2016-17 (L.A. Clippers)

- In 74 games with 29 starts, averaged 12.0 points (44.2% FGs, 37.1% 3FGs, 69.1% FTs), 2.8 assists and 2.2 rebounds in 27.8 minutes per game.
- Missed one game (12/12/16) due to a concussion suffered vs. New Orleans on 12/10/16, one game due to illness (1/8/17) and six games (3/30-4/12/17) with a strained left hamstring suffered vs. Washington on 3/29/17.
- In 29 starts, averaged 16.1 points on 45.8% shooting (42.0% 3FGs).
- Scored in double-figures 42 times, including 20+ points 11 times, averaging 23.0 ppg on 55.6% shooting in those games.
- Had 10 assists at New York on 2/8/17.
- Hit 3+ 3FGM 13 times, including 4+ 11 times with a high of 7 3FGM on 10 attempts at Orlando on 12/14/16.
- **Playoffs:** Appeared in final three games with two starts for the Clippers during their First Round series vs. Utah after missing the first four with a strained left hamstring... Averaged 8.0 points (34.6% FGs, 30.8% 3FGs, 2-2 FTs) and 2.7 rebounds in 30.0 minutes per game... Had 13 points in Game 6.

## 2015-16 (L.A. Clippers)

- In 67 games with seven starts, averaged 8.9 points (43.8% FGs, 33.5% 3FGs, 68.1% FTs), 1.9 rebounds and 1.5 assists in 21.9 minutes per game.
- Missed three games (12/21-12/26/15) with a sprained right ankle, nine games (2/5-2/29/16) with a left hand fracture and one with a sore left ankle (4/8/16).
- Scored in double-figures 26 times, including 20+ three times and 30+ once.
- **Playoffs:** Appeared in all six games with two starts for the L.A. Clippers First Round series vs. Portland, averaging 10.3 points (42.6% FGs, 23.5% 3FGs, 66.7% FTs), 2.7 rebounds and 2.7 assists in 24.0 minutes per game... Scored in double-figures three times, including 20+ once.

## 2014-15 (New Orleans/L.A. Clippers)

- In 76 total games with five starts, averaged 7.0 points (40.9% FGs, 29.8% 3FGs, 67.5% FTs), 2.0 rebounds and 2.0 assists in 20.6 minutes per game.
- Began the season with New Orleans and appeared in 35 games with three starts, averaging 6.8 points (38.7% FGs, 28.0% 3FGs, 74.6% FTs), 2.5 assists and 1.9 rebounds in 22.1 minutes per game.
- Was traded to Boston on 1/12/15 and then to the L.A. Clippers on 1/15/15 without appearing in a game as a Celtic.
- In 41 games with two starts for the Clippers, averaged 7.1 points (42.7% FGs, 30.9% 3FGs, 58.2% FTs), 2.0 rebounds and 1.7 assists in 19.3 minutes per game.
- Scored in double-figures 19 times, including 20+ four times.
- **Playoffs:** Appeared in all 14 games with two starts for the Clippers during their run to the Western Conference Semifinals, averaging 8.4 points (43.8% FGs, 37.1% 3FGs, 63.2% FTs), 1.7 rebounds and 1.1 assists in 24.0 minutes per game... Scored in double-figures six times, including 25 points on 10-of-13 shooting in 23 minutes of play in Game 3 of the Semifinals vs. Houston.



# #25 Austin Rivers

## 2013-14 (New Orleans)

---

- In 69 games with four starts, averaged 7.7 points (40.5% FGs, 36.4% 3FGs, 63.6% FTs), 2.3 rebounds and 1.9 rebounds in 19.4 minutes per game.
- Scored in double-figures 26 times, including 20+ once.
- Had 20 points and 10 rebounds at Houston on 4/12/14, marking his first career double-double.

## 2012-13 (New Orleans)

---

- In 61 games with 26 starts, averaged 6.2 points (37.2% FGs, 32.6% 3FGs, 54.6% FTs), 2.1 assists and 1.8 rebounds in 23.2 minutes per game.
- Missed the final 20 games of the season with a fractured right hand.
- Scored in double-figures 11 times, including 20+ once.

## College

---


- Was an early entry candidate for the 2012 NBA Draft following his freshman season at Duke.
- Averaged a team-high 15.5 points, becoming the third freshman to accomplish that feat in school history.
- Became the seventh freshman in ACC history to earn First Team All-Conference honors and was ACC Rookie of the Year.
- Scored a career-high 29 points, including the game-winning 3-pointer, on the road against North Carolina on 2/8/12.

## Personal

---

- Son of Doc and Kristen Rivers... Has two brothers, Jeremiah and Spencer, and a sister Callie who is married to Seth Curry... Was teammates with Curry at Duke.
- Both of his brothers played college basketball while his sister played volleyball at Florida.
- Led Winter Park high School to back-to-back Class 6A State Championships and compiled a career record of 109-18.
- Named Florida's Mr. Basketball as a senior and was a McDonald's All-American... Father was also McDonald's All-American making them the second father/son combo to appear in the game (Milt and Dajuan Wagner).
- Has his own podcast, "Go Off."
- Avid lover of cars and is interested in mechanic/garage work following his playing career.
- Won a gold medal with Team USA at the 2010 FIBA America U18 Championship.

# #18 Thabo Sefolosa



## Personal Info

### Height

6-6

### Weight

220

### Birthdate

5/2/84

### Birthplace

Vevey, Switzerland

### Prior to NBA

Angelico Biella (Italy), Switzerland

### NBA Experience

13

### Drafted

2006 (13th overall) by Philadelphia

## Career Highs

	Regular Season	Playoffs		Regular Season	Playoffs
<b>PTS</b>	28 at Hou 2/20/13	19 vs. SA 5/31/12	<b>OR</b>	6 vs. LAL 11/18/14	3 (4 times)
<b>FGM</b>	8 at Den 3/11/09	7 (2 times)	<b>DR</b>	11 at Hou 1/12/11	8 at Hou 4/27/13
<b>FGA</b>	21 at Uta 2/9/08	16 vs. SA 5/31/12	<b>TR</b>	13 (3 times)	9 at Hou 4/27/13
<b>3FGM</b>	6 at Hou 2/20/13	4 vs. SA 5/31/12	<b>AST</b>	7 at Mil 4/14/08	6 (2 times)
<b>3FGA</b>	10 at Hou 2/20/13	10 vs. SA 5/31/12	<b>STL</b>	7 at Mil 4/9/12	6 vs. SA 5/31/12
<b>FTM</b>	8 at Den 3/11/09	5 (2 times)	<b>BLK</b>	4 (6 times)	2 (5 times)
<b>FTA</b>	8 (2 times)	8 at Det 5/5/07	<b>MIN</b>	55:25 at BKN 12/1/10	42:23 at Hou 4/27/13

## Career Statistics

### REGULAR SEASON

YEAR	G-S	MIN	FGM-A	PCT	3FGM-A	PCT	FTM-A	PCT	REBOUNDS	AST	PF-D	ST	TO	BLK	TP	RPG	APG	PPG
06-07 Chicago	71-4	868	109-256	.426	15-42	.357	23-45	.511	35-118-153	60	100-0	33	60	11	256	2.2	0.8	3.6
07-08 Chicago	69-22	1436	180-421	.428	29-88	.330	75-104	.721	50-205-255	129	128-1	61	30	30	464	3.7	1.9	6.7
08-09 Chicago/OKC	66-36	1453	152-357	.426	24-87	.276	61-73	.836	54-188-242	111	104-0	75	64	45	389	3.7	1.7	5.9
09-10 Oklahoma City	82-82	2348	194-441	.440	41-131	.313	60-89	.674	76-311-387	145	154-1	97	90	46	489	4.7	1.8	6.0
10-11 Oklahoma City	79-79	2049	157-333	.471	28-102	.275	59-79	.747	65-281-346	111	171-0	97	55	38	401	4.4	1.4	5.1
11-12 Oklahoma City	42-42	914	67-155	.432	31-71	.437	38-43	.884	21-107-128	47	78-0	37	40	17	203	3.0	1.1	4.8
12-13 Oklahoma City	81-81	2229	224-466	.481	108-258	.419	57-69	.826	58-259-317	125	177-0	103	64	44	613	3.9	1.5	7.6
13-14 Oklahoma City	61-61	1584	141-340	.415	48-152	.316	53-69	.768	50-170-220	94	90-0	79	55	17	383	3.6	1.5	6.3
14-15 Atlanta	52-7	976	104-249	.418	25-78	.321	45-58	.776	53-170-223	75	67-0	53	38	21	278	4.3	1.4	5.3
15-16 Atlanta	75-11	1758	188-372	.505	42-124	.339	62-99	.626	52-282-334	107	109-0	85	68	37	480	4.5	1.4	6.4
16-17 Atlanta	62-42	1596	174-395	.441	41-120	.342	55-75	.733	54-216-270	107	97-0	96	58	31	444	4.4	1.7	7.2
17-18 Utah	38-6	806	118-240	.492	32-84	.381	44-54	.815	29-132-161	33	59-0	52	30	12	312	4.2	0.9	8.2
18-19 Utah	50-2	609	71-149	.477	34-78	.436	14-22	.636	8-115-123	27	41-0	43	25	5	190	2.5	0.5	3.8
<b>TOTALS</b>	<b>828-475</b>	<b>18626</b>	<b>1879-4174</b>	<b>.450</b>	<b>498-1415</b>	<b>.352</b>	<b>646-879</b>	<b>.735</b>	<b>605-2554-3159</b>	<b>1171</b>	<b>1375-2</b>	<b>911</b>	<b>740</b>	<b>354</b>	<b>4902</b>	<b>3.8</b>	<b>1.4</b>	<b>5.9</b>

### PLAYOFFS

YEAR	G-S	MIN	FGM-A	PCT	3FGM-A	PCT	FTM-A	PCT	REBOUNDS	AST	PF-D	ST	TO	BLK	TP	RPG	APG	PPG
06-07 Chicago	9-0	99	10-26	.385	3-8	.375	7-12	.583	4-13-17	7	11-0	2	7	0	30	1.9	0.8	3.3
09-10 Oklahoma City	6-0	127	8-27	.296	3-13	.231	8-9	.889	3-15-18	7	15-0	5	2	6	27	3.0	1.2	4.5
10-11 Oklahoma City	17-17	344	31-67	.463	4-26	.154	13-13	1.000	12-41-53	12	24-0	16	15	5	79	3.1	0.7	4.6
11-12 Oklahoma City	20-20	446	41-102	.402	16-49	.327	8-9	.889	11-42-53	26	44-0	30	11	9	106	2.7	1.3	5.3
12-13 Oklahoma City	11-11	300	20-61	.344	12-38	.316	9-11	.818	13-36-49	23	26-0	12	8	5	63	4.5	2.1	5.7
13-14 Oklahoma City	15-13	236	23-55	.418	6-23	.261	4-5	.800	7-24-31	10	10-0	7	0	56	2.1	0.7	3.7	
15-16 Atlanta	10-2	203	22-46	.478	7-19	.368	8-15	.533	8-33-41	17	17-0	10	10	6	59	4.1	1.7	5.9
16-17 Atlanta	4-0	9	0-1	.000	0-0	--	1-4	.250	0-0-0	0	1-0	0	0	0	1	0.0	0.0	0.3
18-19 Utah	4-0	42	2-14	.143	1-8	.125	0-0	--	1-7-8	2	3-0	0	1	0	5	2.0	0.5	1.3
<b>TOTALS</b>	<b>96-69</b>	<b>1806</b>	<b>158-399</b>	<b>.396</b>	<b>52-184</b>	<b>.283</b>	<b>58-78</b>	<b>.744</b>	<b>59-211-270</b>	<b>104</b>	<b>151-0</b>	<b>85</b>	<b>61</b>	<b>31</b>	<b>426</b>	<b>2.8</b>	<b>1.1</b>	<b>4.4</b>

## Career Transactions

Selected by Philadelphia with the 13th overall pick in the 2006 NBA Draft before his rights were traded to Chicago in exchange for Rodney Carney and a second round pick... Traded by Chicago to Oklahoma City in exchange for a first round pick on 2/9/09... Traded by Oklahoma City to Atlanta along with Giorgos Printezis and cash considerations in exchange for the rights to Sofoklis Schortsanitis on 7/15/14... Signed as a free agent with Utah on 7/18/17... Signed as a free agent with Houston on 9/23/19.

# #18 Thabo Sefolosa

## 2018-19 Notes/Career Highlights

- In 50 games with two starts for Utah, averaged 3.8 ppg (47.7% FGs, 43.6% 3FGs, 63.6% FTs) and 2.5 rpg in 12.2 mpg.
- Missed five games for a league suspension (10/17-10/27/18), 15 games with a mild right hamstring strain (1/7-2/6/19) and one game with left hamstring tightness (3/16/19).
- Scored in double-figures four times, including one double-double with 10 points and 10 rebounds vs. New York on 12/29/18.
- Recorded 2+ steals 13 times, including 3+ four times.
- Played 20+ minutes six times (five times in April), averaging 8.7 ppg (51.3% FGs, 52.4% 3FGs), 4.5 rpg, 2.0 spg and 24.0 mpg in those games.
- For his career, has 911 steals with 740 turnovers (1.23 ratio).
- Over the past five seasons, was the only player to have averaged at least 4.0 rpg and 1.0 spg in fewer than 21.0 mpg.
- Had 34 3FGM on 43.6% shooting in 2018-19... Dating back to 2011-12 (8 seasons), shooting 37.4% from 3-point range, including 40.7% over the past two seasons, after shooting 30.4% over his first five seasons.
- Over the past four seasons, shooting 47.7% from the floor after shooting 44.0% over his first nine seasons.
- **Playoffs 2019:** Appeared in four games during Utah's First Round series vs. Houston, averaging 1.3 ppg (14.3% FGs, 12.5% 3FGs) and 2.0 rpg in 10.5 mpg.

## 2017-18 (Utah)

- In 38 games with six starts, averaged 8.2 ppg (49.2% FGs, 38.1% 3FGs, 81.5% FTs), 4.2 rpg and 1.4 spg in 21.2 mpg.
- Had season-ending surgery to repair an MCL injury in his right knee on 1/16/18.
- Scored in double-figures 15 times and recorded two point/rebound double-doubles.
- Recorded 2+ steals 17 times, including 3+ seven times.
- **Playoffs:** Missed the entire postseason due to right knee surgery.

## 2016-17 (Atlanta)

- In 62 games with 42 starts, averaged 7.2 ppg (44.1% FGs, 34.2% 3FGs, 73.3% FTs), 4.4 rpg, 1.7 spg and 1.5 spg in 25.7 mpg.
- Missed two games (11/16-11/18/16) with a mild left knee sprain, nine games (1/29-2/15/17) with a left groin injury, and eight games (3/26-4/9/17) with a right groin strain.
- Ranked 16th in steals (1.5 spg) and fifth in steal-to-turnover ratio (1.66).
- Scored in double-figures 19 times, including 20+ once.
- Recorded 2+ steals 26 times, including 3+ 14 times.
- **Playoffs:** Appeared in six games during Atlanta's First Round series vs. Washington, scoring one point (0-1 FGs, 1-4 FTs) in nine minutes of play.

## 2015-16 (Atlanta)

- In 75 games with 11 starts, averaged 6.4 ppg (50.5% FGs, 33.9% 3FGs, 62.6% FTs), 4.5 rpg, 1.4 spg, and 1.1 spg in 23.4 mpg.
- Ranked seven in steal-to-turnover ratio (1.25).
- Scored in double-figures 21 times with one point/rebound double-double.
- Recorded 2+ steals 22 times, including 3+ eight times.
- **Playoffs:** Appeared in all 10 games with two starts for Atlanta during its run to the Conference Semifinals, averaging 5.9 ppg (47.8% FGs, 36.8% 3FGs, 53.3% FTs), 4.1 rpg, 1.7 spg and 1.0 spg in 20.3 mpg... Scored in double-figures three times.

## 2014-15 (Atlanta)

- In 52 games with seven starts, averaged 5.3 ppg (41.8% FGs, 32.1% 3FGs, 77.6% FTs), 4.3 rpg, 1.4 spg and 1.0 spg in 18.8 mpg.
- Scored in double-figures nine times with one point/rebound double-double.
- Recorded 2+ steals 15 times, including 3+ five times.

## 2013-14 (Oklahoma City)

- Started all 61 of his games played, averaging 6.3 ppg (41.5% FGs, 31.6% 3FGs, 76.8% FTs), 3.6 rpg, 1.5 spg and 1.3 spg in 26.0 mpg.
- Scored in double-figures 12 times.
- Recorded 2+ steals 22 times, including 3+ 10 times.
- **Playoffs:** Appeared in all 15 games with 13 starts during Oklahoma City's run to the Conference Finals, averaging 3.7 ppg (41.8% FGs, 26.1% 3FGs, 80.0% FTs) and 2.1 rpg in 15.7 mpg... Scored in double-figures once.

## 2012-13 (Oklahoma City)

- Started all 81 of his games played, averaging 7.6 ppg (48.1% FGs, 41.9% 3FGs, 82.6% FTs), 3.9 rpg, 1.5 spg and 1.3 spg in 27.5 mpg.
- Scored in double-figures 21 times, including 20+ twice with a career-high 28 at Houston on 2/20/13.
- Had 12 rebounds at Denver on 3/1/13.
- Recorded 2+ steals 30 times, including 3+ 11 times.
- **Playoffs:** Started all 11 games during Oklahoma City's run to the Conference Semifinals, averaging 5.7 ppg (34.4% FGs, 31.6% 3FGs, 81.8% FTs), 4.5 rpg, 2.1 spg and 1.1 spg in 27.3 mpg... Scored in double-figures once.

# #18 Thabo Sefolosa

## 2011-12 (International/Oklahoma City)

---

- Started all 42 of his games played, averaging 4.8 ppg (43.2% FGs, 43.7% 3FGs, 88.4% FTs), 3.0 rpg and 1.1 spg in 21.8 mpg.
- Scored in double-figures six times... Grabbed 10+ rebounds once.
- Recorded 2+ steals seven times, including 3+ five times.
- Prior to the lockout ending, played for Fenerbahçe Ülker in the Turkish league, averaging 11.4 ppg, 6.0 rpg and 2.1 spg.
- **Playoffs:** Started all 20 games of Oklahoma City's run to the NBA Finals, averaging 5.3 ppg (40.2% FGs, 32.7% 3FGs, 88.9% FTs), 2.7 rpg, 1.3 apg and 1.5 spg in 22.3 mpg... Had 19 points in Game 3 of the Conference Finals vs. San Antonio.

## 2010-11 (Oklahoma City)

---

- Started all 79 of his games played, averaging 5.1 ppg (47.1% FGs, 27.5% 3FGs, 74.7% FTs), 4.4 rpg, 1.4 apg and 1.2 spg in 25.9 mpg.
- Scored 10+ points 11 times... Grabbed 10+ rebound three times with two double-doubles.
- Recorded 2+ steals 31 times, including 3+ seven times.
- **Playoffs:** Started all 17 games for Oklahoma City during its run to the Conference Finals, averaging 4.6 ppg (46.3% FGs, 15.4% 3FGs, 13-13 FTs) and 3.1 rpg in 20.2 mpg... Scored in double-figures once.

## 2009-10 (Oklahoma City)

---

- Started all 82 games, averaging 6.0 ppg (44.0% FGs, 31.3% 3FGs, 67.4% FTs), 4.7 rpg, 1.8 apg and 1.2 spg in 28.6 mpg.
- Named NBA All-Defensive Second Team.
- Scored in double-figures 16 times... Recorded three point/rebound double-doubles.
- Recorded 2+ steals 28 times, including 3+ seven times.
- **Playoffs:** Started all six games of Oklahoma City's First Round series vs. the L.A. Lakers, averaging 4.5 ppg (29.6% FGs, 23.1% 3FGs, 88.9% FTs).

## 2008-09 (Chicago/Oklahoma City)

---

- In 66 games with 36 starts, averaged 5.9 ppg (42.6% FGs, 27.6% 3FGs, 83.6% FTs), 3.7 rpg, 1.7 apg and 1.1 spg in 22.0 mpg.
- Appeared in 43 games with 14 starts for Chicago prior to being traded to Oklahoma City on 2/9/09 and appeared in 23 games with 22 starts for the Thunder over the remainder of the season.
- Scored in double-figures 16 times... Recorded one point/rebound double-double.
- Recorded 2+ steals 22 times, including 3+ 11 times.

## 2007-08 (Chicago)

---

- In 69 games with 22 starts, averaged 6.7 ppg (42.8% FGs, 33.0% 3FGs, 72.1% FTs), 3.7 rpg and 1.9 apg in 20.8 mpg.
- Scored in double-figures 20 times, including 20+ four times.
- Recorded three point/rebound double-doubles.
- Recorded 2+ steals 17 times, including 3+ five times.

## 2006-07 (Chicago)

---

- In 71 games with four starts, averaged 3.6 ppg (42.6% FGs, 35.7% 3FGs, 51.1% FTs) and 2.2 rpg in 12.2 mpg.
- Scored in double-figures seven times, including 11 points in his NBA debut at Miami on 10/31/06.
- Recorded his first career double-double with 11 points and 10 rebounds at Detroit on 4/4/07.
- Recorded 2+ steals nine times.
- **Playoffs:** Appeared in nine games during Chicago's run to the Conference Semifinals, averaging 3.3 ppg (38.5% FGs, 37.5% 3FGs, 58.3% FTs) and 1.9 rpg.

## 2002-2006 (International)

---


- Played in France and Italy,

## Personal

---

- Was the first NBA player from Switzerland.
- He and his wife, Bertille, have two daughters, Lesedi and Naledi.
- Father is a musician and his mother is a painter.
- Fluent in Italian, French, and English.
- Favorite movie is Hoop Dreams and favorite book is The Alchemist... Enjoys watching the TV show Homeland.

# #17 P.J. Tucker



## Personal Info

<b>Height</b>	6-5	<b>High School</b>	Enloe Raleigh, (NC)
<b>Weight</b>	245	<b>Prior to NBA</b>	Texas
<b>Birthdate</b>	5/5/85	<b>NBA Experience</b>	8
<b>Birthplace</b>	Raleigh, NC	<b>Drafted</b>	2006 (35th overall) by Toronto

## Career Highs

	Regular Season	Playoffs		Regular Season	Playoffs
<b>PTS</b>	24 at Hou 4/7/16	22 vs. GS 5/16/18	<b>OR</b>	7 (6 times)	8 vs. GS 5/28/16
<b>FGM</b>	10 at OKC 12/31/15	8 vs. GS 5/16/18	<b>DR</b>	12 (3 times)	12 at GS 5/22/18
<b>FGA</b>	18 vs. Min 3/14/16	12 vs. GS 5/6/19	<b>TR</b>	17 vs. NO 2/13/17	16 at GS 5/22/18
<b>3FGM</b>	7 vs. Den 1/7/19	5 (3 times)	<b>AST</b>	8 at Phi 1/26/16	4 vs. GS 5/16/18
<b>3FGA</b>	11 (2 times)	7 (5 times)	<b>STL</b>	7 (2 times)	4 (3 times)
<b>FTM</b>	9 at Den 2/18/14	4 (3 times)	<b>BLK</b>	4 at Cha 12/17/14	4 vs. Uta 4/24/19
<b>FTA</b>	11 at LAC 3/10/14	6 at Uta 4/20/19	<b>MIN</b>	45:32 vs. GS 2/10/16	45:59 vs. Cle 5/7/17

## Career Statistics

### REGULAR SEASON

YEAR	G-S	MIN	FGM-A	PCT	3FGM-A	PCT	FTM-A	PCT	REBOUNDS	AST	PF-D	ST	TO	BLK	TP	RPG	APG	PPG
06-07 Toronto	17-0	83	11-22	.500	0-0	---	8-14	.571	11-12-23	3	12-0	2	6	0	30	1.4	0.2	1.8
12-13 Phoenix	79-45	1910	210-444	.473	22-70	.314	64-86	.744	132-218-350	109	145-1	62	67	19	506	4.4	1.4	6.4
13-14 Phoenix	81-81	2490	265-615	.431	74-191	.387	156-201	.776	161-368-529	141	204-2	110	102	23	760	6.5	1.7	9.4
14-15 Phoenix	78-63	2383	261-596	.438	87-252	.345	104-143	.727	114-388-502	122	179-0	107	96	23	713	6.4	1.6	9.1
15-16 Phoenix	82-80	2540	239-582	.411	68-206	.330	106-142	.746	165-347-512	177	202-3	106	111	20	652	6.2	2.2	8.0
16-17 Pho.-Tor.	81-21	2236	199-482	.413	70-196	.357	72-93	.774	117-354-471	99	196-0	116	66	19	540	5.8	1.2	6.7
17-18 Houston	82-34	2281	172-441	.390	115-310	.371	43-60	.717	93-364-457	77	205-4	78	74	26	502	5.6	0.9	6.1
18-19 Houston	82-82	2802	207-523	.396	146-387	.377	41-59	.695	121-368-479	96	252-0	132	63	39	601	5.8	1.2	7.3
<b>TOTALS</b>	<b>582-406</b>	<b>16726</b>	<b>1564-3705</b>	<b>.422</b>	<b>582-1612</b>	<b>.361</b>	<b>594-798</b>	<b>.744</b>	<b>914-2409-3323</b>	<b>824</b>	<b>1395-10</b>	<b>713</b>	<b>585</b>	<b>169</b>	<b>4304</b>	<b>5.7</b>	<b>1.4</b>	<b>7.4</b>

### PLAYOFFS

YEAR	G-S	MIN	FGM-A	PCT	3FGM-A	PCT	FTM-A	PCT	REBOUNDS	AST	PF-D	ST	TO	BLK	TP	RPG	APG	PPG
16-17 Pho.-Tor.	10-1	251	18-49	.367	9-28	.321	5-8	.625	15-42-57	11	27-0	6	8	3	50	5.7	1.1	5.0
17-18 Houston	17-17	570	52-108	.481	35-75	.467	12-18	.667	23-88-111	22	46-0	11	14	13	151	6.5	1.3	8.9
18-19 Houston	11-11	426	40-88	.455	26-57	.456	19-23	.826	19-63-82	19	35-0	19	8	8	125	7.5	1.7	11.4
<b>TOTALS</b>	<b>38-29</b>	<b>1246</b>	<b>110-245</b>	<b>.449</b>	<b>70-160</b>	<b>.438</b>	<b>36-49</b>	<b>.735</b>	<b>57-193-250</b>	<b>52</b>	<b>108-0</b>	<b>36</b>	<b>30</b>	<b>24</b>	<b>326</b>	<b>6.6</b>	<b>1.4</b>	<b>8.6</b>

## Career Transactions

Selected by Toronto with the 35th overall pick in the 2006 NBA Draft... Waived by Toronto on 3/25/07... Signed as a free agent with Phoenix on 2/23/17... Traded by Phoenix to Toronto in exchange for Jared Sullinger and two future first round picks on 2/23/17... Signed as a free agent with Houston on 7/6/17.



# #17 P.J. Tucker

## 2018-19 Notes/Career Highlights

- Started all 82 games for Houston, averaging 7.3 ppg (39.6% FGs, 37.7% 3FGs, 69.5% FTs), 5.8 rpg, 1.2 apg and 1.61 spg in 34.2 mpg.
- Since the start of the 2012-13 season, has played the most games (565) of any player in the league.
- Was the only Rocket to play (and start) all 82 games... Has not missed a game since 4/2/17 (169 consecutive games played).
- Played 35+ minutes (rounded) 44 times in 2018-19 after doing so nine times in 2017-18.
- Rockets won 17 of final 20 games in which he scored 10+ points... Scored in double-figures 23 times overall, including 20+ twice.
- Dating back to 2017-18, has played 30+ minutes (rounded) with 3 or fewer shot attempts 17 times... No other player had more than five games doing that over that span.
- Over the final 24 games, averaged 2.0 3FGM on 42.0% shooting after averaging 1.3 3FGM on 28.8% shooting the 26 games prior (2.0 per on 41.4% over the first 32 games)... Averaged 1.8 3FGM on 37.7% shooting overall.
- Hit 2+ 3FGM 41 times (Rockets 29-12 mark), including 3+ 22 times and 4+ 10 times.
- Grabbed 10+ rebounds eight times with three double-doubles.
- From 1/13/19 through the remainder of the season, ranked third in the NBA with 2.0 spg... Had 132 steals with 63 turnovers and ranked first in steal-to-turnover ratio (2.10)... Has more steals (713) than turnovers (585) for his career.
- Received multiple votes for NBA All-Defensive team in five of the past six seasons.
- **Playoffs 2019:** Started all 11 games for Houston during its run to the Western Conference Semifinals, averaging 11.4 points (45.5% FGs, 45.6% 3FGs, 82.6% FTs), 7.5 rebounds, 1.7 assists and 1.7 steals in 38.7 minutes per game... Scored in double-figures eight times... Grabbed 10+ rebounds five times with four double-doubles... Hit 3+ 3FGM seven times.

## 2017-18 Notes (Houston)

- Appeared in all 82 games with 34 starts, averaging 6.1 points, 5.6 rebounds and 0.95 steals in 27.8 minutes per game while shooting 39.0% from the floor, 37.1% from 3-point range and 71.7% from the line.
- Started each of the final 30 games and 34 times overall (Rockets 29-5 mark)... Averaged 7.0 points and 5.3 rebounds in 28.6 minutes per game as a starter.
- Grabbed 10+ rebounds seven times, including three double-doubles.
- Scored 10+ points 17 times (Rockets 15-2 mark), including 20 in the season opener at Golden State on 10/17/17.
- Hit 115 3-pointers after not having more than 87 in a season prior in his career... Averaged 1.9 3FGM on 40.6% shooting over the final 34 games after averaging 1.0 3FGM on 33.3% shooting the first 48 games.
- Hit 2+ 3FGM 31 times (Rockets 29-2 mark), including 3+ 16 times.
- Had 78 steals with 74 turnovers.
- **Playoffs:** Started all 17 games for Houston during its run to the Western Conference Finals, averaging 8.9 points, 6.5 rebounds and 1.3 assists in 33.5 minutes per game while shooting 48.1% from the floor, 46.7% from 3-point range and 66.7% from the line... Scored in double-figures six times, including 22 points on 8-of-9 shooting in Game 2 of the Conference Finals vs. Golden State... Grabbed 10+ rebounds three times with one double-double.

## 2016-17 Notes (Phoenix/Toronto)

- In 81 games with 21 starts for Phoenix and Toronto, averaged 6.7 points, 5.8 rebounds, 1.2 assists and 1.43 steals in 27.6 minutes per game while shooting 41.3% from the floor, 35.7% from 3-point range and 77.4% from the line.
- Missed one game with a sore left knee (4/2/17).
- Appeared in 57 games for Phoenix prior to being traded to Toronto on 2/23/17... Played in 24 games for the Raptors over the remainder of the season.
- Ranked fourth in steals-to-turnover ratio (1.76).
- Scored in double-figures 17 times, including 20+ once.
- Grabbed 10+ rebounds 10 times and recorded three double-doubles.
- One of nine players listed 6'6" or shorter to have averaged at least 5.0 rpg.
- Hit 2+ 3-pointers 22 times.
- **Playoffs:** Appeared in all 10 games with one start during Toronto's run to the Eastern Conference Semifinals, averaging 5.0 points, 5.7 rebounds and 1.1 assists in 25.1 minutes per game while shooting 36.7% from the floor, 32.1% from 3-point range and 62.5% from the line... Recorded two double-doubles.

## 2015-16 (Phoenix)

- Appeared in all 82 games with 80 starts, averaging 8.0 points, 6.2 rebounds, 2.2 assists and 1.29 steals in 31.0 minutes per game while shooting 41.1% from the floor, 33.0% from 3-point range and 74.6% from the line.
- One of 11 players to have averaged at least 8.0 ppg, 6.0 rpg, 2.0 apg and 1.00 spg.
- Scored in double-figures 27 times, including 20+ five times after doing so four times his first four seasons combined.
- Grabbed 10+ rebounds 16 times and recorded seven double-doubles.

## 2014-15 (Phoenix)

- In 78 games with 63 starts, averaged 9.1 points, 6.4 rebounds, 1.6 assists and 1.37 steals in 30.6 minutes per game while shooting 43.8% from the floor, 34.5% from 3-point range and 72.7% from the line.
- Missed three games (10/29-11/1) due to a league suspension.
- Scored in double-figures 37 times, including 20+ twice.
- Grabbed 10+ rebounds eight times and recorded four double-doubles.

## 2013-14 (Phoenix)

- In 81 games (all starts), averaged 9.4 points, 6.5 rebounds, 1.7 assists and 1.36 steals in 30.7 minutes per game while shooting 43.1% from the floor, 38.7% from 3-point range and 77.6% from the line.
- Missed one game (3/12/14) due to a league suspension.
- Scored in double-figures 38 times, including 20+ once.
- Grabbed 10+ rebounds 15 times and had 11 double-doubles.

# #17 P.J. Tucker

## 2012-13 (Phoenix)

- In 79 games with 45 starts, averaged 6.4 points, 4.4 rebounds and 1.4 assists in 24.2 minutes per game while shooting 47.3% from the floor, 31.4% from 3-point range and 74.4% from the line.
- Missed two games (12/8-12/9/12) with a mild medial collateral sprain in his right knee.
- Scored in double-figures 22 times, including 20+ once.
- Grabbed 10+ rebounds four times and recorded three double-doubles.

## 2011-12 (International)

- In 44 games for Brose Baskets Bamberg in the German Bundesliga, averaged 16.2 points, 7.1 rebounds and 1.2 steals... Named an All-Star and helped team to the Bundesliga Championship.
- Averaged 8.9 points and 6.3 rebounds in 10 Euroleague games.

## 2010-11 (International)

- In 19 games for Aris in the Greek league, averaged 11.5 points and 7.1 rebounds... Also averaged 15.9 ppg in 14 EuroCup games.
- Appeared in three games for Fabi Shoes in the Italian League, averaging 12.3 points and 7.3 rebounds.
- In 17 games for Quebradillas in Puerto Rico, averaged 14.9 points and 9.4 rebounds.

## 2009-10 (International)

- In nine games for BC Donetsk in the Ukrainian league, averaged 11.9 points and 4.8 rebounds.
- In 12 games for Bnei Hasharon of the Israeli league, averaged 17.3 points and 9.0 rebounds.

## 2008-09 (International)

- In 17 games for BC Donetsk in the Ukrainian league, averaged 19.4 points and 5.9 rebounds... Was an All-Star and won the dunk contest.

## 2007-08 (International)

- In 26 games for Hapoel Holon of the Israeli league, averaged 14.6 points and 7.0 rebounds... Helped team win the Israeli Premier League Championship.

## 2006-07 (Toronto)

- In 17 games, averaged 1.8 points and 1.4 rebounds in 4.9 minutes per game while shooting 50.0% from the floor and 57.1% from the line.
- Appeared in 19 games with 12 starts for Colorado in the NBA Development League, averaging 10.7 points, 3.4 rebounds and 2.1 assists in 24.3 minutes per game while shooting 47.2% from the floor, 28.6% from 3-point range and 84.6% from the line.


## College

- Was an early entry candidate for the 2006 NBA Draft following his junior season at Texas... For his career, averaged 13.4 points and 8.2 rebounds while shooting 52.6% from the floor.
- As a junior, named Big 12 Player of the Year, All-Big 12 First Team and was a Big 12 All-Defensive team selection.
- Had 18 points and 13 rebounds in his Longhorns debut... Was named to the Big 12 All-Freshman Team.

## Personal

- Full name is Anthony Leon Tucker, Jr. ... Son of Anthony and Aleshi... Nicknamed P.J. at birth by his father, with P.J. standing for "Pops Junior."... Has three siblings, Isiah, Quetta, and Quitta.
- He and his wife, Tracy, have two daughters, Aaliyah and Zoe, and a son, King.
- Family moved to Frankfurt, Germany shortly after his birth... Father served in the Army.
- Speaks Hebrew and lists Tel Aviv as his favorite travel destination.
- Is widely regarded as the premier sneakerhead in the NBA.
- Favorite player growing up was Charles Barkley.

# #0 Russell Westbrook



## Personal Info

Height

6-3

Weight

200

Birthdate

11/12/88

Birthplace

Long Beach, CA

High School

Leuzinger (Lawndale, CA)

Prior to NBA

UCLA

NBA Experience

11

Drafted

2008 (4th overall) by Seattle

## Career Highs

	Regular Season	Playoffs		Regular Season	Playoffs
<b>PTS</b>	58 vs. Por 3/7/17	51 at Hou 4/19/17	<b>OR</b>	8 at Por 2/11/09	6 (3 times)
<b>FGM</b>	21 (3 times)	20 at Mia 6/19/12	<b>DR</b>	17 (3 times)	14 vs. Hou 4/23/17
<b>FGA</b>	44 vs. Pho 10/28/16	43 (2 times)	<b>TR</b>	20 (2 times)	15 vs. Uta 4/25/18
<b>3FGM</b>	8 (2 times)	7 at Uta 4/27/18	<b>AST</b>	24 at SA 1/10/19	16 vs. Mem 5/3/14
<b>3FGA</b>	16 at Por 3/2/17	19 at Uta 4/27/18	<b>STL</b>	8 at GS 2/6/10	7 at GS 5/16/16
<b>FTM</b>	20 at Sac 2/1/09	17 vs. SA 5/31/14	<b>BLK</b>	4 vs. Den 4/25/12	2 (5 times)
<b>FTA</b>	22 (2 times)	18 (3 times)	<b>MIN</b>	52:08 at Phi 12/15/17	51:29 at Mem 5/9/11

## Career Statistics

### REGULAR SEASON

YEAR	G-S	MIN	FGM-A	PCT	3FGM-A	PCT	FTM-A	PCT	REBOUNDS	AST	PF-D	ST	TO	BLK	TP	RPG	APG	PPG
08-09 Oklahoma City	82-65	2668	436-1095	.398	35-129	.271	349-428	.815	178-221-399	435	191-0	110	274	16	1256	4.9	5.3	15.3
09-10 Oklahoma City	82-82	2813	485-1160	.418	23-104	.221	329-422	.780	143-258-401	652	204-2	108	268	34	1322	4.9	8.0	16.1
10-11 Oklahoma City	82-82	2847	614-1390	.442	34-103	.330	531-631	.842	121-258-379	670	207-2	155	316	30	1793	4.6	8.2	21.9
11-12 Oklahoma City	66-66	2331	578-1266	.457	62-196	.316	340-413	.823	96-205-301	362	147-0	112	239	21	1558	4.6	5.5	23.6
12-13 Oklahoma City	82-82	2861	673-1535	.438	97-300	.323	460-575	.800	111-317-428	607	189-0	145	273	24	1903	5.2	7.4	23.2
13-14 Oklahoma City	46-46	1412	346-791	.437	68-214	.318	242-293	.826	55-208-263	319	104-1	88	177	7	1002	5.7	6.9	21.8
14-15 Oklahoma City	67-67	2302	627-1471	.426	86-288	.299	546-654	.835	124-364-488	574	184-2	140	293	14	1886	7.3	8.6	28.1
15-16 Oklahoma City	80-80	2750	656-1444	.454	101-341	.296	465-573	.812	145-481-626	834	200-2	163	342	20	1878	7.8	10.4	23.5
16-17 Oklahoma City	81-81	2802	824-1941	.425	200-583	.343	710-840	.845	137-727-864	840	190-0	132	438	31	2558	10.7	10.4	31.6
17-18 Oklahoma City	80-80	2914	757-1687	.449	97-326	.298	417-566	.737	152-652-804	820	200-1	147	381	20	2028	10.1	10.3	25.4
18-19 Oklahoma City	73-73	2630	630-1473	.428	119-411	.290	296-451	.656	109-698-807	784	245-5	142	325	33	1675	11.1	10.7	22.9
<b>TOTALS</b>	<b>821-804</b>	<b>28329</b>	<b>6626-15253</b>	<b>.434</b>	<b>922-2995</b>	<b>.308</b>	<b>4685-5846</b>	<b>.801</b>	<b>1371-4389-5760</b>	<b>6897</b>	<b>2061-15</b>	<b>1442</b>	<b>3326</b>	<b>250</b>	<b>18859</b>	<b>7.0</b>	<b>8.4</b>	<b>23.0</b>

### PLAYOFFS

YEAR	G-S	MIN	FGM-A	PCT	3FGM-A	PCT	FTM-A	PCT	REBOUNDS	AST	PF-D	ST	TO	BLK	TP	RPG	APG	PPG
09-10 Oklahoma City	6-6	212	43-91	.473	5-12	.417	32-38	.842	10-26-36	36	13-0	10	14	1	123	6.0	6.0	20.5
10-11 Oklahoma City	17-17	638	135-343	.394	14-48	.292	121-142	.852	36-55-91	108	56-1	24	78	6	405	5.4	6.4	23.8
11-12 Oklahoma City	20-20	767	177-407	.435	18-65	.277	89-111	.802	22-87-109	117	49-0	31	45	8	461	5.5	5.9	23.1
12-13 Oklahoma City	2-2	68	17-41	.415	2-9	.222	12-14	.857	1-12-13	14	5-0	6	8	0	48	6.5	7.0	24.0
13-14 Oklahoma City	19-19	735	167-398	.420	28-100	.280	145-164	.884	45-93-138	153	62-0	41	83	6	507	7.3	8.1	26.7
15-16 Oklahoma City	18-18	674	159-393	.405	34-105	.324	116-140	.829	41-83-124	198	43-0	46	78	2	468	6.9	11.0	26.0
16-17 Oklahoma City	5-5	194	59-152	.388	13-49	.265	56-70	.800	9-49-58	54	16-0	12	30	2	187	11.6	10.8	37.4
17-18 Oklahoma City	6-6	235	64-161	.398	15-42	.357	33-40	.825	11-61-72	45	21-0	9	31	0	176	12.0	7.5	29.3
18-19 Oklahoma City	5-5	197	40-111	.360	11-34	.324	23-26	.885	7-38-45	53	19-0	5	23	3	114	9.0	10.6	22.8
<b>TOTALS</b>	<b>98-98</b>	<b>3722</b>	<b>861-2097</b>	<b>.411</b>	<b>140-464</b>	<b>.302</b>	<b>627-745</b>	<b>.842</b>	<b>182-504-686</b>	<b>778</b>	<b>284-1</b>	<b>184</b>	<b>390</b>	<b>28</b>	<b>2489</b>	<b>7.0</b>	<b>7.9</b>	<b>25.4</b>

## Career Transactions

Selected by Seattle with the fourth overall pick in the 2008 NBA Draft... Re-signed with Oklahoma City on 1/19/12, 8/4/16 and 9/29/17... Traded by Oklahoma City to Houston on 7/16/19.

# #0 Russell Westbrook

## 2018-19 Notes/Career Highlights

- In 73 games (all starts) for Oklahoma City, averaged 22.9 points (42.8% FGs, 29.0% 3FGs, 65.6% FTs), 11.1 rebounds, 10.7 assists and 1.9 steals in 36.0 minutes per game.
- Missed two games (10/16-10/19/18) after having his right knee scoped, five games (11/7-11/14/18) with a left ankle sprain, one game (11/17/18) for personal reasons, and sat out one game (3/18/19) due to a league suspension from technical fouls.
- Named All-NBA Third Team and was selected to his eighth All-Star Game... Won MVP in 2016-17 and earned All-NBA First Team honors twice and Second Team five times... Also a two-time All-Star Game MVP.
- Averaged a triple-double for the third straight season (26.8 ppg, 10.6 rpg, 10.4 apg)... Oscar Robertson (1961-62) is the only other player to have averaged a triple-double for an entire season.
- Was named Western Conference Player of the Week twice.
- Led the NBA in assists and ranked fourth in steals... Became the first player in NBA history to have led the league in scoring and assists in multiple seasons.
- Scored 20+ points 47 times, including 30+ 15 times and 40+ five times... Recorded 57 double-doubles (8 just point/assist; 15 just point/rebound) with 34 triple-doubles.
- Tied with Magic Johnson for the second-most triple-doubles (138) in NBA history., trailing Oscar Robertson (181).. Recorded a league record 11 straight triple-doubles from 1/22-2/14/19.
- Recorded 20 points, 21 assists and 20 rebounds vs. the L.A. Lakers on 4/2/19, marking the second 20/20/20 game in NBA history (Wilt Chamberlain 2/2/68).
- Had a career-high 24 assists at San Antonio on 1/10/19, tying for the 15th-highest single game total in NBA history.
- Became the shortest listed player (6-3) to have averaged at least 11.0 rebounds in a single season and joined Paul Arizin (6-4) as the only players listed shorter than 6-5 to have accomplished the feat.
- Has averaged at least 10.0 assists in each of the past four seasons... Magic Johnson and John Stockton are the only players to have averaged at least 10.0 apg in at least five consecutive seasons.
- Has played 80-plus games an NBA-high seven times since entering the league and has only missed a total of 14 games over the past four seasons.
- **Playoffs 2019:** Started all five games for Oklahoma City's First Round series vs. Portland, averaging 22.8 points (36.0% FGs, 32.4% 3FGs, 88.5% FTs), 10.6 assists and 8.8 rebounds in 39.4 minutes per game... Scored 20+ points three times, including 30+ once... Recorded four double-doubles (2 just point/assist) with two triple-doubles.

## 2017-18 (Oklahoma City)

- In 80 games (all starts), averaged 25.4 points (44.9% FGs, 29.8% 3FGs, 73.7% FTs), 10.3 assists, 10.1 rebounds and 1.8 steals in 36.4 minutes per game.
- Missed two games (2/8-2/11/18) with a left ankle sprain.
- Led the NBA in assists (10.3 apg) after leading the league in scoring in 2016-17... Became the first player to have led the league in scoring and then assists in consecutive seasons.
- Ranked seventh in the NBA in scoring (25.4 ppg) fifth in the NBA in steals (1.8 spg).
- Named All-NBA Second Team and was an All-Star... Was Western Conference Player of the Month for December and was Western Conference Player of the Week twice.
- Scored 20+ points 61 times, including 30+ 27 times and 40+ four times... Recorded 59 double-doubles (16 just point/assist; 16 just point rebound; 2 just assist/rebound) with 25 triple-doubles.
- Recorded 20+ assists twice and 20+ rebounds once.
- Scored 20+ points while recording a double-double in 13 straight games from 12/20/17-1/13/18, marking the longest streak by a player classified as a guard since a 15-game span by Michael Jordan in 1988-89.
- Recorded his 100th career triple-double at Atlanta on 3/13/18.
- **Playoffs:** Started all six games for Oklahoma City's First Round series vs. Utah, averaging 29.3 points (39.8% FGs, 35.7% 3FGs, 82.5% FTs), 12.0 rebounds, 7.5 assists and 1.5 steals in 39.2 minutes per game... Scored 20+ points four times, including 40+ twice... Recorded six double-doubles (5 point/rebound; 1 point/assist).

## 2016-17 (Oklahoma City)

- In 81 games (all starts), averaged 31.6 points (42.5% FGs, 34.3% 3FGs, 84.5% FTs), 10.7 rebounds, 10.4 assists and 1.6 steals in 34.6 minutes per game.
- Recorded a DNP-CD at Minnesota on 4/11/17.
- Led the league in scoring (31.6 ppg) while ranking third in assists (10.4 apg) and 10th in rebounding (10.7 rpg).
- Named NBA MVP and All-NBA First Team... Was an All-Star and scored 41 points... Won Western Conference Player of the Month honors in November and February and was Western Conference Player of the Week four times.
- Became the second player in NBA history to have averaged a triple-double in a single season (Oscar Robertson in 1961-62).
- Recorded 62 double-doubles (8 just point/assist; 12 just point/rebound), including an NBA single-season record 42 triple-doubles... Recorded three 50-point triple-doubles.
- Became the first player in NBA history to have recorded five straight 30-point triple-doubles from 3/26-4/2/17.
- Shot 6-of-6 from the floor while recording a triple-double vs. Philadelphia on 3/22/17, marking the first triple-double in NBA history without missing a field goal attempt.
- Scored 20+ points 72 times, including 30+ 44 times, 40+ 18 times and 50+ four times.
- **Playoffs:** Started all five games of Oklahoma City's First Round series vs. Houston, averaging 37.4 points (38.8% FGs, 26.5% 3FGs, 80.0% FTs), 11.6 rebounds, 10.8 assists and 2.4 steals in 38.8 minutes per game... tied for the sixth-highest scoring average in NBA playoff history... Scored 20+ points five times, including 30+ four times, 40+ twice... Recorded five double-doubles (2 just point/rebound) with three straight triple-doubles in Games 2-4... Had 51 points, 13 assists and 10 rebounds in Game 2, marking the first 50-point triple-double in NBA playoff history.

# #0 Russell Westbrook

## 2015-16 (Oklahoma City)

- In 80 games (all starts), averaged 23.5 points (45.4% FGs, 29.6% 3FGs, 81.2% FTs), 10.4 assists, 7.8 rebounds and 2.0 steals in 34.4 minutes per game.
- Sat out two games (4/6/16; 4/12/16) for rest.
- Ranked eighth in the NBA in scoring (23.5 ppg), second in assists (10.4 apg) and fifth in steals (2.0 spg).
- Named First Team All-NBA... Was voted to start the All-Star Game for the first time and won his second straight All-Star MVP... Was Western Conference Player of the Month in December and March and Player of the Week once.
- Scored 20+ points 59 times, including 30+ 13 times and 40+ four times... Recorded 54 double-doubles (30 just point/assist; 6 just point/rebound), including 18 triple-doubles (Thunder 18-0 mark).
- Had a triple-double by halftime of the game vs. the L.A. Lakers on 4/11/16.
- **Playoffs:** Started all 18 games for Oklahoma City during its run to the Western Conference Finals, averaging 26.0 points (40.5% FGs, 32.4% 3FGs, 82.9% FTs), 11.0 assists, 6.9 rebounds and 2.6 steals in 37.4 minutes per game... Scored 20+ points 13 times, including 30+ six times... Recorded 15 double-doubles (11 just point/assist; 3 just point/rebound) with one triple-double... Had 7 steals in Game 1 of the Conference Finals vs. Golden State.

## 2014-15 (Oklahoma City)

- In 67 games (all starts), averaged 28.1 points (42.6% FGs, 29.9% 3FGs, 83.5% FTs), 8.6 assists, 7.3 rebounds and 2.1 steals in 34.4 minutes per game.
- Missed 14 games (11/1-11/26/14) with a right second metacarpal fracture and one game with a right zygomatic arch fracture (3/1/15).
- Led the NBA in scoring (28.1 ppg) while ranking fourth in assists (8.6 apg) and second in steals (2.1 spg).
- Named Second Team All-NBA... Was MVP of the All-Star Game after scoring 41 points (3rd different player to score 40+)... Was Western Conference Player of the Month in February and March/April and Player of the Week twice.
- Scored 20+ points 53 times, including 30+ 29 times, 40+ nine times and 54 points at Indiana on 4/12/15... Recorded 31 double-doubles (14 just point/assist; 6 just point/rebound) with 11 triple-doubles.

## 2013-14 (Oklahoma City)

- In 46 games (all starts), averaged 21.8 points (43.7% FGs, 31.8% 3FGs, 82.6% FTs), 6.9 assists, 5.7 rebounds and 1.9 steals in 30.7 minutes per game.
- Missed two games (10/30-11/1/13) with a lateral meniscus tear, 27 games (12/27/13-2/13/14) following right knee surgery and recorded six DNP-CD's.
- Scored 20+ points 30 times, including 30+ seven times... Recorded 11 double-doubles (4 just point/rebound; 5 just point/assist with two triple-doubles).
- Recorded the second-fastest triple-double in NBA history with 13 points, 14 assists and 10 rebounds in 20 minutes of play vs. Philadelphia on 3/4/14.
- Became the fifth player to post a triple-double on Christmas Day with 14 points, 13 rebounds and 10 assists at New York.
- **Playoffs:** Started all 19 games during Oklahoma City's run to the Western Conference Finals, averaging 26.7 points (42.0% FGs, 28.0% 3FGs, 88.4% FTs), 8.1 assists, 7.3 rebounds and 2.2 steals... Scored 20+ points 16 times, 30+ six times and 40 points in Game 4 of the Conference Finals vs. San Antonio... Recorded eight double-doubles (3 just point/assist; 2 just point/rebound) with three triple-doubles.

## 2012-13 (Oklahoma City)

- Started all 82 games, averaging 23.2 points (43.8% FGs, 32.3% 3FGs, 80.0% FTs), 7.4 assists, 5.2 rebounds and 1.8 steals in 34.9 minutes per game.
- Ranked sixth in the NBA in scoring (23.2 ppg), seventh in assists (7.4 apg) and ninth in steals (1.8 spg).
- Named All-NBA Second Team and was an All-Star... Won Western Conference Player of the Week once.
- Scored 20+ points 56 times, including 30+ 16 times... Recorded 23 double-doubles (15 just point/assist; 7 just point/rebound), including one triple-double.
- **Playoffs:** Played the first two games of Oklahoma City's First Round series vs. Houston, averaging 24.0 points (41.5% FGs, 22.2% 3FGs, 85.7% FTs), 7.0 assists, 6.5 rebounds and 3.0 steals... Suffered a lateral meniscus tear in Game 2 and missed the remainder of the postseason with the Thunder advancing to the Conference Semifinals... Had a point/assist double-double in Game 1 and scored 29 points in Game 2.

## 2011-12 (Oklahoma City)

- Started all 66 games, averaging 23.6 points (45.7% FGs, 31.6% 3FGs, 82.3% FTs), 5.5 assists, 4.6 rebounds and 1.7 steals in 35.3 minutes per game.
- Named All-NBA Second Team and was an All-Star... Won Western Conference Player of the Week twice.
- Scored 20+ points 43 times, including 30+ points 16 times and 40+ twice... Recorded seven double-doubles (4 point/assist; 3 point/rebound).
- **Playoffs:** Started all 20 games during Oklahoma City's run to the NBA Finals, averaging 23.1 points (43.5% FGs, 27.7% 3FGs, 80.2% FTs), 5.9 assists, 5.5 rebounds and 1.6 steals in 38.4 minutes per game... Scored 20+ points 13 times, including 30+ twice and 43 points in Game 4 of the Finals at Miami... Averaged 27.0 ppg in the Finals... Had two point/assist double-doubles.

## 2010-11 (Oklahoma City)

- Started all 82 games, averaging 21.9 points (44.2% FGs, 33.0% 3FGs, 84.2% FTs), 8.2 assists, 4.6 rebounds and 1.9 steals in 34.7 minutes per game.
- Named All-NBA Second Team and made his first All-Star appearance... Was runner-up for the Skills Challenge held during All-Star Weekend... Won Western Conference Player of the Week four times.
- Became the fifth NBA player to have recorded at least 4,000 points, 1,500 assists and 1,000 rebounds within their first three seasons joining Anfernee Hardaway, LeBron James, Chris Paul, and Oscar Robertson.
- Scored 20+ points 47 times, including 30+ 12 times and 40+ once... Recorded 31 double-doubles (25 just point/assist; 3 just point/rebound) with three triple-doubles.
- **Playoffs:** Started all 17 games during Oklahoma City's run to the Western Conference Finals, averaging 23.8 points (39.4% FGs, 29.2% 3FGs, 85.2% FTs), 6.4 assists, 5.4 rebounds and 1.4 steals in 37.5 minutes per game... Scored 20+ points 12 times, including 30+ five times and 40+ once... Recorded two double-doubles (one just point/assist) with a triple-double in Game 7 of the Semifinals vs. Memphis.



# #0 Russell Westbrook

## 2009-10 (Oklahoma City)

---

- Started all 82 games, averaging 16.1 points (41.8% FGs, 22.1% 3FGs, 78.0% FTs), 8.0 assists, 4.9 rebounds and 1.3 steals in 34.3 minutes per game.
- Played in the Rookie-Sophomore Challenge during All-Star Weekend and had a game-high 40 points... Won his first Western Conference Player of the Week award for games played from 2/1-2/7/10.
- Scored 20+ points 26 times, including 30+ four times... Recorded 24 double-doubles (23 just point/assist) with one triple double.
- **Playoffs:** Started all six games of Oklahoma City's First Round series vs. the L.A. Lakers, averaging 20.5 points (47.3% FGs, 41.7% 3FGs, 84.2% FTs), 6.0 rebounds, 6.0 assists and 1.7 steals in 35.3 minutes per game... Scored 20+ points three times.

## 2008-09 (Oklahoma City)

---

- Appeared in all 82 games with 65 starts, averaging 15.3 points (39.8% FGs, 27.1% 3FGs, 81.5% FTs), 5.3 assists, 4.9 rebounds and 1.3 steals in 32.5 minutes per game.
- Named All-Rookie First Team and finished fourth in Rookie of the Year voting... Played in the Rookie Challenge during NBA All-Star Weekend.
- Scored 20+ points 18 times, including 30+ six times... Recorded 10 double-doubles (8 just point/assist; 3 just point/rebound) including his first triple-doubles with 17 points, 10 rebounds and 10 assists vs. Dallas on 3/2/09.
- Made his first career start at Memphis on 11/29/08 after coming off the bench the first 17 games of the season.

## College

---

- Was an early entry candidate for the 2008 NBA Draft following his sophomore season at UCLA... Averaged 12.7 points, 4.3 assists, 3.9 rebounds and 1.6 steals as a sophomore.
- Played 1,318 minutes as a sophomore (most by a Bruin since playing time was tracked in 1979) after averaging 9.0 mpg his freshman season playing behind Darren Collison and Arron Afflalo.
- Named Pac-10 Defensive Player of the Year and Third Team All-Pac-10 as a sophomore... Bruins made the Final Four in both of his seasons.




## Personal

---

- Son of Russell Westbrook and Shannon Horton... Has a younger brother, Raynard.
- He and his wife, Nina, have a son, Noah and twin daughters Skye and Jordyn.
- Fan of the Dallas Cowboys.
- Lists "Blue Chips" as his favorite movie... Favorite music artist is Lil Wayne and favorite actor is Denzel Washington.
- Enjoys bowling and shopping in his spare time... Lists roller blading as his hidden talent.
- Published his first book titled Style Drivers in 2017.
- Is predominantly left handed except when it comes to shooting a basketball.
- Favorite subject in school was math.
- Received the 2014-15 season-long NBA Community Assist Award.
- Won a gold medal as a member of Team USA at the 2012 Olympics and the 2010 FIBA World Cup.
- Established the "Russell Westbrook Why Not? Foundation" in 2012 because he and his brother were brought up to ask "Why not?" when they were told they couldn't do something... Foundation is dedicated to supporting community based education and family service programs while encouraging youth to believe in themselves.
- In August of 2019, in partnership with LA Conservation Corps, launched the Westbrook/Brownstein Green Tech Program aimed at providing digital job skills to at-risk young adults.



# HOUSTON'S RADIO HOME FOR ROCKETS BASKETBALL

   @SportsTalk790 sportstalk790.com



# LOTS OF TRAVELING. NO PENALTIES.



## **THE NEW 2019 RAV4**

Official Vehicle of the Houston Rockets.

[toyota.com/rav4](http://toyota.com/rav4)





# Rockets Business Executives



**Tad Brown**  
Chief Executive  
Officer



**Rafael Stone**  
General Counsel



**Steve Scheinthal**  
Executive VP &  
General Counsel  
Fertitta Entertainment



**Rick Liem**  
Executive VP & CFO  
Fertitta Entertainment



**Clay Allen**  
Associate General  
Counsel



**John R. Croley**  
Vice President  
Corporate Development



**Michael C. Fertitta**  
Director  
Fertitta Entertainment



**Patrick J. Fertitta**  
Director  
Fertitta Entertainment



**Zee French**  
Vice President  
Ticketing



**Michael Goldberg**  
Outside Counsel  
Baker Botts L.L.P.



**Doug Hall**  
General Manager,  
Senior Vice President  
Toyota Center



**Tracey Hughes**  
Vice President  
Media &  
Player Relations



**Marcus Jolibois**  
Chief Financial  
Officer



**Larry Kaiser**  
Vice President  
Finance



**Scott Manley**  
Asst. GM of Toyota  
Center/VP of  
Arena Operations



**Gretchen Sheirr**  
Chief Revenue Officer



**Ken Sheirr**  
Senior Vice President  
Marketing



# Rockets Business Team



**Lindsay Abowd**  
Manager  
Premium Accounts



**Jim Adessa**  
Director  
Programming



**Don Allen**  
Building Carpenter



**Eddie Allen**  
Facilities Services  
Event Staff



**Natalie Alvarado**  
Director  
Entertainment



**Inmar Alvarez**  
Facility Services  
Assistant Conversion  
Supervisor



**Jason Anderson**  
Maintenance Engineer



**Morgan Anderson**  
Corporate Development  
Coordinator



**Tajma Baker**  
Building Operator



**Sandra Banks**  
Senior Receptionist



**Bill Baptist**  
Team Photographer



**Celestino Barcenas**  
Facility Services  
Event Staff



**Andre Barron**  
Ticket Services  
Executive



**Sarah Barry**  
Ticket Services  
Executive



**Leilani Borbon Costa**  
Manager  
Events



**Vincent Bradford**  
Facility Services  
Event Staff



**Brian Brown**  
Manager  
Network Operations



**Jake Brown**  
Season Ticket  
Sales Account  
Executive



**Nicholas Buckley**  
Season Ticket  
Sales Account  
Executive



**Kevin Burgess**  
Audio/Visual  
Coordinator



**Nicholas Buckley**  
Group Sales  
Account Executive



**Michael Canella**  
Senior Producer



**Jared Capozzi**  
Manager  
Suite & Event Sales



**Randelyn Carpenter**  
Manager  
Partnership  
Activation



**Juan Castillo**  
Manager  
Facility Services

# Rockets Business Team



**Andre Coleman**  
Facility Services  
Assistant Conversion  
Supervisor



**Roderick Collins**  
Lead Operator &  
Energy Management  
Technician



**David Congdon**  
Motion Graphics  
Designer



**Andrew Cornutt**  
Manager  
Group Sales



**Chris Costa**  
Director  
Ticket Services



**Terra'nce Daniels**  
Rockets Video Editor  
& Videographer



**Dominic Davila**  
Entertainment  
Specialist



**Bailey Davis**  
Group Sales  
Account Executive



**Zachary Devine**  
Senior Manager  
Partnership  
Activation



**Theresa Dibrell**  
Box Office  
Supervisor



**Michael Dimitroff**  
Premium Sales  
Executive



**Hai Duong**  
Manager  
Community Relations



**Cedrick Edwards**  
Director  
Guest Services



**Paul Espinosa**  
Senior Retail  
Operations Coordinator



**Samer Faris**  
Ticket Services  
Executive



**Shannon Fischer**  
Senior Manager  
Partnership  
Activation



**Troy Ford**  
Senior Maintenance  
Supervisor



**Scott Foulkrod**  
Manager  
Audio/Visual &  
Scoreboard



**Leroy Fountain**  
Fan Experience  
Coordinator



**Kenya Freeman**  
Facility Services  
Event Staff



**Taylor French**  
Senior Programming  
Coordinator



**Richard Furgison**  
Facility Services  
Event Staff



**Sarah Gibson**  
Sr. Director of Suite  
Activation &  
Development



**Terri Glenn**  
Manager  
Administrative  
Services



**Steven Goldfried**  
Director  
Digital Content  
Strategy

# Rockets Business Team



**Amanda Goldstein**  
Suite Sales  
Consultant



**Ricky Gomez**  
Community Relations  
Senior Coordinator



**Courtney Hager**  
Manager  
Suite Accounts



**Lane Hamilton**  
Entertainment  
Specialist



**Kris Handoyo**  
Digital Content  
Coordinator



**Christine Hao**  
Corporate Partner  
Activation Specialist  
China



**Kristen Harper**  
Senior Director  
Human Resources



**Jennifer Harris**  
CRM Manager



**Ragnar Hartzheim**  
Ticket Services  
Executive



**Cody Haynes**  
Director  
Ticket Sales



**Marcellus Henderson**  
Lead Carpenter



**Ashli Henk**  
Group Sales  
Account Executive



**Jose Hernandez**  
Building Engineer



**Tomorrow Huff**  
Media Relations  
Coordinator



**Kara Infante**  
Director  
Retail Operations



**Danny Jackson**  
Telecommunications  
Supervisor



**Sonia Jethva**  
Senior Human  
Resources  
Generalist



**Byron Johnson**  
Manager  
Security



**Stephen Jones**  
Ticket Services  
Executive



**Zanetta Jones**  
Manager  
Ticket Operations



**Sarah Joseph**  
Director  
Community Relations



**Hiren Joshi**  
Senior Digital  
Communications  
Coordinator



**Micah Kamia**  
Manager  
Digital Development &  
Design



**Dawn Keen**  
Senior Director  
Corporate Partner  
Services



**Daniel Konteh**  
Ticket Services  
Executive


# Rockets Business Team



**Dave Krueger**  
Director  
Corporate Sales



**Jessie Lantz**  
Event Services  
Coordinator



**Sandra Lara**  
Graphic Designer



**Zach Lee**  
Video Editor



**Kelly Lemond**  
Building Operator



**Winston Lin**  
Director  
Strategy & Analytics



**Elizabeth Lloyd**  
Group Sales  
Account Executive



**Jose Lopez**  
Senior Creative  
Director



**Youyou Lu**  
Corporate Development  
Activation Manager  
China



**Kyle Lucas**  
Electrician



**Jemina MacHarry**  
Manager  
Premium &  
Suite Activation



**Lewis Madsen**  
Manager  
Accounting



**Leticia Magana**  
Executive Assistant  
to CEO



**Eric Marglous**  
Senior Director  
Ticket Operations



**Chrystal Martin**  
Ticket Operations  
Representative



**Eric Martin**  
Coordinator  
Event Booking



**RJ Mata**  
Director  
Corporate Sales



**Sean McCloskey**  
Senior Manager  
Media Relations



**Cyrus Mitchell**  
Assistant Manager  
Facility Services



**Noelia Montero**  
Employment  
Coordinator



**Brandon Moss**  
Manager  
Premium Accounts



**Billy Mouchan**  
IT Systems  
Coordinator



**Jacqueline Muckelroy**  
AP Coordinator



**Mike Muse**  
Facility Services  
Supervisor



**Kristen Newman**  
Ticket Services  
Executive



# Rockets Business Team



**Cortez Nichols**  
Manager  
Suite Accounts



**Daniel O'Malley**  
Building Electrician



**Sonia Ortiz**  
Staff Accountant



**Trey Oursler**  
Ticket Operations  
Coordinator



**Hannah Parmer**  
Ticket Sales &  
Services  
Coordinator



**Kesha Patterson**  
Coordinator  
Retail Operations



**Jaime Pena**  
Manager  
Guest Services



**Evan Peraza**  
Manager  
Partnership  
Activation



**Edgar Portillo**  
Assistant Director  
Engineer



**Brandon Preece**  
Manager  
Suite &  
Premium Sales



**Paul Purczynsky**  
Building Operator



**Zainab Rahim**  
Senior Staff  
Accountant



**Samantha Robison**  
Premium Services  
Executive



**Sunshine Rogers**  
Director  
Strategic Development  
China



**Fabian Rojas**  
Business Analyst



**Delondre Roy**  
Facility Services  
Event Staff



**Jesse Salazar**  
Senior Manager  
Ticket Sales



**Bryant Savage**  
Senior Director  
Security & Guest  
Services



**Lindsey Scheinthal**  
Digital Content  
Coordinator



**Jake Seaboch**  
Senior Ticket  
Sales Account



**Hunter Segesta**  
Marketing Manager



**Clint Self**  
Graphic Designer



**Carlos Sepulveda**  
Director  
Facility Services



**Tom Severino**  
Director  
Corporate Sales



**Avani Sharma**  
Senior Manager  
Partnership



# Rockets Business Team



**Zach Shelton**  
Corporate Creative  
Manager




**Jason Shi**  
Mandarin Social Media  
Specialist



**Sarah Silva**  
Special Events  
Coordinator



**Benjamin Sledge**  
Producer



**Gregory Stafford**  
Facility Services  
Event Staff



**Maranda Stephens**  
Payroll Coordinator



**Paul Suarez**  
Senior Director  
Digital Marketing



**Doug Swan**  
Director  
Scoreboard Operations




**Mathew Tape**  
Director  
Video Operations &  
Broadcast Operations



**Chrislord Templonuevo**  
Senior Events  
Coordinator



**Hillary Thomas**  
Senior Director  
Booking &  
Event Operations



**Phuong Tran**  
Staff Accountant



**Rebecca Traylor**  
Senior Manager  
Event Services



**Brady Tumlinson**  
Group Sales  
Account Executive



**Shakira Wardally**  
Manager  
Player Relations



**Joaquin Vargas**  
Retail Operations  
Coordinator



**Alexa Verma**  
Manager  
Member Experience



**Calvin Washington**  
Director  
Ticket Operations



**DJ Washington**  
Facility Services  
Shipping & Receiving



**Samantha Webster**  
Coordinator  
Suite Sales &  
Activation



**Paul Woo**  
Producer



**O'Shea Woodhouse**  
Creative Media  
Specialist



**Okpara Young**  
Director IT &  
Telecommunications



**Shelita Young**  
Manager  
Ticket Services

## Rockets Broadcast Team



**Bill Worrell**  
Television  
Play-by-Play



**Matt Bullard**  
Television  
Analyst



**Clyde Drexler**  
Television  
Analyst



**Craig Ackerman**  
Radio & Television  
Play-by-Play



**Matt Thomas**  
Radio Play-by-Play  
& Public Address  
Announcer



**Adrian Chavarria**  
Spanish Radio  
Play-by-Play

### **Mission Statement**

We are One Team committed to creating championship-caliber experiences for our fans, our partners and our employees both on the court and throughout the Houston community.



# Rockets Entertainers



## Clutch "The Rockets Bear"

Now in his 25th season as the Rockets mascot, Clutch the Bear has become one of the most celebrated mascots in sports.

Clutch is HOUSTON'S #1 FAN and can be seen cheering on his team at all Rockets home games and at numerous community events throughout the city of Houston. Whether he is creating impromptu comedy, throwing a cake in an opposing team fan's face, shooting silly string, signing autographs, dancing with the Power Dancers, doing out hugs, or performing on-court skits, Clutch is always a fan favorite. When Clutch isn't entertaining fans at Toyota Center, he is visiting fans all over Houston and around the world, having performed across the U.S. and internationally in thirteen countries. Clutch was named the first-ever NBA Mascot of the Year in 2005 and took the award home again in 2013. He was inducted into the Mascot Hall of Fame in 2006.

## Clutch City Dancers

The Clutch City Dancers have long been fan favorites at Rockets games and in the Greater Houston area for their tremendous energy, hard-hitting routines and love for the game. This world-class group of dancers has inspired Rockets fans in rooting for the home team since the 1994-95 season. The team comprised of business professionals and students perform at all home games and at numerous community, corporate and private events. The dancers join with the Rockets players, coaches and business team to help make a difference in the lives of children in the local community. In addition to the time they spend with fans at local events, in recent years, the dancers have been proud to represent the Rockets at the NBA All-Star Games, as well as at international events throughout mainland China, Hong Kong, the Philippines, Taiwan, Bosnia, Kosovo, the United Kingdom and Argentina. These versatile ladies have been featured on SportsCenter, CNN, Fox and FSN, as well as in Sports Illustrated, Maxim and Complex magazines. The Clutch City Dancers are led by Director of Entertainment Natalie Alvarado. This former seven-year member of RPD also toured the nation as a music performer with Universal Records. Her self-titled debut album "Natalie" premiered at No. 16 on the Billboard Top-200 Charts.



Front Row (L-R): Kekoa, Melissa, Jackie \*Captain, Alexandra, Katrina  
Middle Row (L-R): Alyssa, Casey, Shelby, Jatae  
Back Row (Standing, L-R): Leah, Morgan, Ciera, Jade, Ariel

# Rockets Entertainers

## Rockets Launch Crew

The Rockets Launch Crew took off in 2004-05 and hasn't looked back. This group of talented tumblers, break dancers, pop-lockers and cheer stunters are the best in the business. You can see them performing explosive routines, throwing t-shirts to fans and helping with on-court contests, all while bringing their special brand of spirit. The Launch Crew team members show their skills at home games, performing during timeouts and energizing the crowd at key moments in the game. They also make numerous community and corporate appearances throughout the year. Launch Crew is often invited to represent the Rockets at the NBA All-Star Games. The crew has also represented Rockets Entertainment at the 2013-14 Global Games in the Philippines and Taiwan, as well as 2019-20 games in Hawaii and Japan. In 2013, the Launch Crew was named, "The Best Entertainment Team in Sports" by Gameops.com.



## Rockets Little Dippers

The Little Dippers are the cutest addition to Rockets game entertainment. This coed squad of talented kids, ages 7-12, debuted in 2006-07 and was an immediate hit. The group of all-star kids from all over Houston perform hip-hop and novelty dance routines at weekend and special games throughout the year. Their energetic performances include tumbling, stunting and break dancing which always bring the crowd to its feet. The Little Dippers love to participate in the Rockets game experience and also perform at community events.

## Rockets Space City Seniors

The Space City Seniors are another great performance group for the Rockets. Consisting of several "young at heart" retirees, these seniors wow Toyota Center crowds on a regular basis with their current and old-school hip hop moves. Their high energy and enthusiasm for dance and the Rockets are unmatched in the NBA.

## Sonic Boom Drumline

The Sonic Boom Drumline is the newest and loudest Entertainment Group of the Houston Rockets. It is comprised of snare, bass, tenor drums and cymbals. The Sonic Boom Drumline can be heard performing within the arena during pregame, halftime & postgame, and their on-court performances are loud and entertaining. Whether it's standing alone as a unit or providing an explosive beat for the other Entertainment Groups, they never fail to bring the boom.

## Anti-Gravity

The Rockets Dunk Team, Anti-Gravity, was introduced to Rockets entertainment in 2010. This powerful and explosive group of trampoline dunkers consists of gymnasts and performers who perform during quarter breaks at selective home games. They bring the energy and never cease to amaze the fans of Toyota Center with their one-of-a-kind acrobatic dunks. Many of the Anti-Gravity members travel from city to city as professional dunkers, and even circus entertainers, who have appeared on the infamous TV show, America's Got Talent. Anti-Gravity performs at community and corporate events throughout the season.



# Clutch City Foundation

Established by former Rockets Owner Leslie Alexander in 1995, the Clutch City Foundation provides hope, help and inspiration for those who might otherwise be forgotten. The Clutch City Foundation serves as the umbrella organization for all Rockets community initiatives. Through the foundation, Rockets players, coaches and staff participate in a myriad of programs for those who are in need; especially children. Since its inception, the Clutch Foundation has raised over \$15 million for those in need here in Houston and throughout the world.



## Rockets Give Back Program

Houston Rockets and Toyota Center employees take part in the Rockets Give Back Program by volunteering with our community partners. Last season, over 1,200 volunteer hours were spent serving homeless families, assisting in food pantries, delivering meals to children, playing basketball and video games with youth, and helping out in animal shelters – just to name a few projects.

## Hoops for Troops

Each season, Rockets players, legends and members of the military host a joint community service project that benefits a local non-profit. The annual initiative is a

part of Hoops for Troops, a partnership between the NBA and the Department of Defense where teams work alongside military personnel on projects that improve their community.

## A Season of Giving

During the holiday season, Rockets players, coaches and staff host a series of events for members of the community who are less fortunate. Each year, hundreds of children and their families are the recipients of private parties, gifts and surprise visits by players.

## Houston Rockets Player Ticket Program

Charity begins at home for Rockets players, so each year many purchase blocks of season tickets to be donated to underserved children and their families. Non-profit or community groups that serve underprivileged youth and families, please visit the online community section at [www.rockets.com](http://www.rockets.com) and complete the application.

## Heroes Program Presented by Bowen, Miclette & Britt and Burns & McDonnell

During the season, the Rockets recognize men and women who commit their lives to serving others. The Heroes Program honors members of the armed forces, police and fire departments, and people from all walks of life who contribute to make Houston a world-class city. Honorees and their guests are hosted in the Heroes Suite during the game and are recognized on-court for their contributions.

## In Arena 50/50 Raffle

The Rockets are excited to host the 50/50 Raffle for the second consecutive year. Implemented at every home game during the regular season, as well as playoffs, last year the 5050-raffle raised \$628,000. Again this season, one lucky fan will win 50% of net proceeds raised each night, with the other 50% going to the Clutch City Foundation.

## First Shot

Prior to every home game, a featured celebrity or local personality is given the opportunity to shoot one free throw, with a made attempt earning \$5,000 for the Clutch City Foundation. If the First Shot is missed, Rockets owner Tilman Fertitta still donates \$1,000 as part of the team's commitment to give back to the community.

## Patriot Day of Service

Each year on Patriots Day, the Rockets host a companywide service initiative to mark the heroic sacrifices made by first responders on September 11. Rockets players, executive team, and more than 100 staff honor members of the Houston Police Department and Houston Fire Departments by personally visiting each location. As a show of gratitude and appreciation, the group delivers tickets and t-shirts to each of the police and fire stations.





## Grassroots Basketball

Rockets grassroots basketball programs provide opportunities and resources for youth to remain active and physically fit by participating in basketball related activities. From camps, to clinics, to leagues, hundreds of children each year enroll in Rockets year-round grassroots basketball programs.

## Boys & Girls Clubs Best Shot Program Presented by Toyota

The Rockets and Toyota are proud to encourage youth to always give their very best effort. Through the Best Shot Program, more than 1000 students participate in a 10-week basketball league, which also includes academic tutoring, cultural awareness workshops and drug prevention courses.



## Be Fit Challenge with Memorial Hermann

The Rockets and Memorial Hermann reward children who make nutritious eating and regular exercise a daily habit, as well as encourage parents to become involved in their children's healthy lifestyles. The Be Fit Challenge is implemented in Houston schools and provides children with nutritional and activity tips. It also includes a Be Fit game where students can win Rockets prizes. Additionally, one school is rewarded with an exciting Be Fit Rally, starring Rockets entertainment and Memorial Hermann fitness and nutrition experts.

## Grassroots Education

The Rockets are committed to partnering with local school districts and education experts to help improve student academic performance. Therefore, the Rockets implement educational programs in collaboration with school administrators and educators that are designed around existing school curriculum.

## Rockets Read Nation Presented by Whataburger

The Rockets and Whataburger are proud to present the Read Nation program to elementary students throughout Greater Houston. The program is designed to promote the value and fun of reading. Participating students are rewarded with prizes and have the opportunity to host reading time outs at their school.

## Power of Prep Presented by Houston Federal Credit Union

The Rockets and Houston Federal Credit Union host financial literacy rallies at middle schools throughout Houston. The interactive, fun and lively events are designed to teach students how to manage money.

## Math Hoops Presented by Chevron

More than 2500 students in grades 3-8 participate in Math Hoops, a basketball themed board game and curriculum that help improve math and problem-solving skills, while having fun learning with their peers. Students "draft" their favorite Rockets players and other NBA/WNBA players, while gaining an understanding of statistics, and learning the importance of teamwork and good sportsmanship.

## Green Initiatives

Toyota Center and the Houston Rockets are leaders in the Houston community on environmental best practices and aim to drive community activation on environmentally responsible behavior changes. In 2010, Toyota Center became the first professional sports facility in Texas to receive a LEED Certification, earning LEED Silver for existing buildings: Operations and Maintenance. Environmentally friendly practices include the following: recycling paper, cardboard, plastic and aluminum from employee/office spaces, as well as patrons attending events; toilet paper, soap and hand towels throughout the building are EPA and Green Seal certified; efficient hand towel and soap dispensers; motion light sensors in offices make Toyota Center more energy efficient; Controlled Building Automation System; Integrated Pest Management; compact fluorescent lighting throughout the venue; and food containers at concession stands are biodegradable.

Team "green" events have included tree plantings, litter control participation and clean ups in the community. The team also host an annual recycling event for electronics (i.e. televisions, computers and components), as well as an annual "Environmental Awareness" Game in which a "green" item is distributed to patrons and eco-friendly organizations educate patrons on "going green."

Green programs include PSAs at each home game promoting environmental best practice factoids, working with an energy provider to increase renewable credits of energy procurement, paperless ticketing via Flash Seats at all events to Toyota Center, and the "Green Team of the Game," where local youth groups help collect recyclable items during a home game and are recognized as the "Green Team of the Game" presented by Republic Services.

## NBA Cares

NBA Cares is the league's global social responsibility program that builds on the NBA's mission of addressing important social issues. NBA Cares programs and participants have provided more than 5 million hours of hands-on service and created more than 1,300 places where kids and families can live, learn or play in communities around the world. Internationally, NBA Cares has created more than 323 places where kids and families can live, learn or play in 40 countries and territories. NBA Cares works with internationally recognized youth-serving programs that support education, youth and family development, and health-related causes, including: Thurgood Marshall College Fund, Special Olympics, YMCA of the USA, Boys & Girls Clubs of America, UNICEF, the Make-A-Wish Foundation, Share Our Strength and GLSEN.



# Toyota Center

## Toyota Center

Located in the heart of Downtown Houston, Toyota Center is the premier sports and entertainment venue in the nation's fourth-largest market. Since opening its doors in 2003, Toyota Center has been home to the Houston Rockets and host to some of the world's most well-known national and international touring artists, as well as the 2006 & 2013 NBA All-Star Games and the 2008 Latin Grammys. This state-of-the-art facility accommodates up to 18,000 guests with flexible seating configurations and proudly boasts the largest indoor center-hung scoreboard in the United States. Regardless if your event calls for arena accommodations or use of one of our many banquet spaces, lounges and restaurant, within our 60,000 square feet of space, we are dedicated to ensuring you receive a first-class experience.

## Facts & Figures

Arena Sellout for Basketball .....	18,055
Suites (112 total).....	80 Traditional, 31 Theatre, 14 Courtside, 4 Platinum Lounge 3 Woodforest Club, 2 Reserve Loft and 1 Penthouse
Box Office Hours .....	Mon.-Fri. 9 a.m.-6 p.m., Sat. 10 a.m.-3 p.m. (in season), Sun. Closed (open at 12pm, event days only)
Team Shop Hours.....	Open for all home games and Tues. & Wed. 11 a.m.-5 p.m.
First Regular Season Game .....	Oct. 30, 2003

## History

Harris County voters approved a referendum to build a new arena in Nov. 2000. Groundbreaking for the arena took place on July 31, 2001. Houston's state-of-the-art, multi-purpose facility opened in Oct. 2003.

## Parking

Toyota Center has daily access to the adjacent Toyota Tundra parking garage, which features up to 2,500 parking spaces. Also surrounding Toyota Center are over 10,000 parking spaces within just a few blocks.

## Levy Restaurants

Toyota Center is proud to partner with Levy Restaurants Sports & Entertainment Group. Hold on for a culinary adventure as Levy Restaurants takes your taste buds on a delicious ride. Guests can savor specialties from a restaurant-style menu featuring contemporary cuisine and dishes from Levy's patented 1,000-degree, wood-burning oven. No matter where your seat is for a game, reservations are available by calling 713.758.7534 or on Open Table. For those of you looking for the authentic experience, game-night favorites such as hot dogs and popcorn are always available.

## Booking

Toyota Center is the perfect place to host your next meeting or event for 10 to 18,000 people. The arena is conveniently located with access to all of Houston's major highways and is adjacent to Discovery Green, George R. Brown Convention Center, downtown hotels as well as shops and restaurants. With all of its luxurious spaces available to rent, Toyota Center can make any event or meeting a truly unique experience. To book your next event, e-mail [eventbooking@rocketball.com](mailto:eventbooking@rocketball.com) or call (713) 758-7758. Visit [www.houstontoyotacenter.com/events/book-an-event](http://www.houstontoyotacenter.com/events/book-an-event) for more information.



**PICK UP:  
Rockets  
Championships  
(pg 82 from last year)**

**PICK UP:  
Rockets  
Championships  
(pg 83 from last year)**





# UNDEFEATED IN ORTHOPEDICS

## Sports injuries have met their match.

Whether you're facing a sports injury or just want to up your game, our Memorial Hermann IRONMAN Sports Medicine Institute can help. Affiliated physicians from McGovern Medical School at UTHealth and our team of experienced therapists and sports performance specialists work together to speed recovery and improve performance. It's a winning combination – and one only found at Memorial Hermann.

Learn more at [ironman.memorialhermann.org](http://ironman.memorialhermann.org)

OFFICIAL HEALTHCARE PROVIDER

**IRONMAN**<sup>®</sup>  
Sports Medicine Institute

**MEMORIAL**<sup>®</sup>  
**HERMANN**



TEXAS MEDICAL CENTER | MEMORIAL CITY  
THE WOODLANDS | SUGAR LAND



# Rockets Season Statistics

PLAYER	G-GS	MIN	FG-FGA	PCT	3FG-FGA	PCT	FT-FTA	PCT	OR	DR	TR	AST	PF-DQ	STL	TO	BLK	PTS	AVG
Harden	78-78	2867	843-1909	.442	378-1028	.368	754-858	.879	66	452	518	586	244-2	158	387	58	2818	36.1
Capela	67-67	2249	474-732	.648	0-0	---	166-261	.636	298	550	848	96	168-1	44	94	102	1114	16.6
Gordon	68-53	2158	384-938	.409	216-600	.360	119-152	.783	17	131	148	129	143-1	41	90	27	1103	16.2
Paul	58-58	1857	302-720	.419	127-355	.358	175-203	.862	36	229	265	473	146-1	114	152	18	1906	15.6
Anthony	10-2	294	49-121	.405	21-64	.328	15-22	.682	9	45	54	5	42-0	4	8	7	134	13.4
Fariel (TOT)	37-13	728	156-265	.589	8-25	.320	64-99	.646	97	153	250	20	82-1	17	33	23	384	10.4
Fariel (HOU)	25-13	610	131-223	.587	7-20	.350	54-83	.651	82	124	206	18	74-1	15	27	19	323	12.9
House	39-13	979	118-252	.468	74-178	.416	56-71	.789	25	115	140	40	80-0	21	35	11	366	9.4
Green	73-0	1473	231-578	.400	156-441	.354	57-68	.838	30	152	182	40	126-0	33	55	27	675	9.2
Rivers (TOT)	76-15	2028	232-572	.406	104-327	.318	50-95	.526	25	137	162	167	207-0	47	68	23	618	8.1
Rivers (HOU)	47-13	1345	156-378	.413	71-221	.321	25-49	.510	15	76	91	109	135-0	29	32	13	408	8.7
Shumpert (TOT)	62-41	1481	167-464	.374	95-273	.348	36-45	.800	27	156	183	112	127-1	59	50	24	465	7.5
Shumpert (HOU)	20-1	382	34-98	.347	21-71	.296	2-4	.500	8	46	54	21	35-0	12	12	4	91	4.6
Ennis	40-25	949	104-211	.493	44-120	.367	42-58	.724	37	80	117	27	111-0	38	23	16	294	7.4
Tucker	82-82	2802	207-523	.396	146-387	.377	41-59	.695	121	358	479	96	252-0	132	63	39	601	7.3
Carter-Williams	16-1	145	25-61	.410	7-19	.368	12-26	.462	3	10	13	21	27-0	9	10	6	69	4.3
Nene	42-2	546	60-116	.517	0-3	.000	31-47	.660	34	89	123	26	87-0	18	11	15	151	3.6
Knight	12-0	118	11-47	.234	5-32	.156	9-11	.818	1	8	9	9	14-0	2	5	0	36	3.0
Clark	51-2	641	50-151	.331	41-138	.297	7-7	1.000	24	92	116	18	47-0	20	7	26	148	2.9
Nunnally (TOT)	15-0	102	12-34	.353	8-25	.320	4-4	1.000	0	5	5	7	10-0	1	1	0	36	2.4
Nunnally (HOU)	2-0	38	3-13	.231	3-12	.250	0-0	---	0	1	1	2	6-0	0	0	0	9	4.5
Qi	1-0	1	1-1	1.000	0-0	---	0-0	---	0	0	0	0	0-0	0	0	0	2	2.0
Hartenstein	28-0	221	20-41	.488	2-6	.333	11-14	.786	21	26	47	15	56-0	7	13	12	53	1.9
Chriss	16-0	104	11-34	.324	1-15	.067	6-7	.857	7	21	28	6	17-0	2	12	4	29	1.8
Duval (TOT)	3-0	6	2-3	.667	1-1	1.000	0-0	---	0	1	1	2	0-0	0	0	0	5	1.7
Edwards	2-0	16	1-4	.250	1-4	.250	0-0	---	1	1	2	0	0-0	0	0	0	3	1.5
Jones	2-0	5	1-4	.250	0-2	.000	0-1	.000	0	4	4	0	1-0	0	1	0	2	1.0
Chiozza	7-0	33	2-8	.250	2-5	.400	0-0	---	1	3	4	4	2-0	1	1	1	6	0.9
ROCKETS	82	19830	3218-7163	.4491	323-3721	.356	1582-2001	.791	836	2613	3449	1741	1803-6	700	1094	405	9341	113.9
OPPONENTS	82	19830	3313-7106	.466	831-2444	.340	1493-1944	.768	899	2825	3724	1929	1640-4	607	1232	369	8950	109.1

## SINGLE-GAME HIGHS

PLAYER	AVERAGE PER GAME																					
	MIN	REB	A	S	TO	BLK	PTS	MIN	REB	AST	STL	TO	BLK	PTS	FG	FGA	FT	FTA	REB	AST	PTS	
Harden	46	11	17	6	10	3	60	35.4	5.4	8.8	1.75	4.4	0.69	30.4	19C	33	22	25	17	17T	60C	
Harden	47	15	17	6	11	4	61	36.8	6.6	7.5	2.03	5.0	0.74	36.1	19T	39	22	27C	17	17T	61C	
Capela	46	23	5	4	5	3	31	33.6	12.7	1.4	0.66	1.4	1.52	16.6	14C	21C	10C	12C	25	5T	31C	
Gordon	43	6	6	3	5	3	36	31.7	2.2	1.9	0.60	1.3	0.40	16.2	14	26T	16	20	8	11	41	
Paul	41	11	17	6	8	2	32	32.0	4.6	8.2	1.97	2.6	0.31	15.6	18	33	19	20	12	21	43	
Anthony	39	10	2	1	2	2	28	29.4	5.4	0.5	0.40	0.8	0.70	13.4	23	36	19	24	22	11	62	
Fariel (TOT)	38	14	5	3	3	3	23	19.7	6.8	0.5	0.46	0.9	0.62	10.4	14	20	9	15	25	5T	34	
Fariel (HOU)	38	14	5	3	3	3	23	24.4	8.2	0.7	0.60	1.1	0.76	12.9								
House	39	8	3	2	3	2	19	25.1	3.6	1.0	0.54	0.9	0.28	9.4	9	18	9C	9C	8T	5	22	
Green	41	7	3	3	4	2	25	20.2	2.5	0.5	0.45	0.8	0.37	9.2	14	25	11	12	12	6	41	
Rivers (TOT)	46	7	7	4	3	2	25	26.7	2.1	2.2	0.62	0.9	0.30	8.1	14	25	11	12	10	10	38	
Rivers (HOU)	46	5	7	3	2	1	25	28.6	1.9	2.3	0.62	0.7	0.28	8.7								
Shumpert (TOT)	37	8	6	4	5	2	26	23.9	3.0	1.8	0.95	0.8	0.39	7.5	10	21	8	10	16	9	27	
Shumpert (HOU)	31	8	4	2	2	1	10	19.1	2.7	1.1	0.60	0.6	0.20	4.6								
Ennis	34	8	2	4	2	2	19	23.7	2.9	0.7	0.95	0.6	0.40	7.4	11	20	7	8	12	6	29	
Tucker	44	16	7	7	4	2	21	34.2	5.8	1.2	1.61	0.8	0.48	14.8	7.3	10	18	9	11	17	8	24
Carter-Williams	22	4	4	2	3	2	13	9.0	0.8	1.3	0.56	0.6	0.38	4.3	13	28	12	15	14	16	33	
Nene	21	7	3	3	1	2	11	13.0	2.9	0.6	0.43	0.3	0.36	3.6	13	22	12	15	17	9	30	
Knight	18	4	4	1	3	0	12	9.8	0.8	0.8	0.17	0.4	0.00	3.0	15	25	12	14	14	15	38	
Clark	33	8	2	2	1	4	14	12.6	2.3	0.4	0.39	0.1	0.51	2.9	5C	9C	3C	3C	8C	2C	14C	
Nunnally (TOT)	25	3	2	1	1	0	9	6.8	0.3	0.5	0.07	0.1	0.00	2.4	3T	8T	3C	3C	3C	2C	9C	
Nunnally (HOU)	25	1	2	0	0	0	9	18.8	0.5	1.0	0.00	0.0	0.00	4.5								
Qi	1	0	0	0	0	0	2	1.0	0.0	0.0	0.00	0.0	0.00	2.0	2	6	2	2	3	1	6	
Hartenstein	15	7	3	1	2	2	6	7.9	1.7	0.5	0.25	0.5	0.43	1.9	3C	4C	4C	4C	7C	3C	6C	
Chriss	14	6	2	1	2	1	5	6.5	1.8	0.4	0.13	0.8	0.25	1.8	9	19	8	10	13	4	27	
Duval (TOT)	4	1	1	0	0	0	3	1.9	0.3	0.7	0.00	0.0	0.00	1.7	1C	2C	0C	0C	1C	1C	3C	
Edwards	12	1	0	0	0	0	3	7.9	1.0	0.0	0.00	0.0	0.00	1.5	1C	2C	0C	0C	1C	0C	3C	
Jones	4	4	0	0	1	0	2	2.6	2.0	0.0	0.00	0.5	0.00	1.0	14	20	7	10	17	6	36	
Chiozza	7	2	2	1	1	1	3	4.6	0.6	0.6	0.14	0.1	0.14	0.9	1C	4C	0C	0C	2C	2C	3C	
ROCKETS	265	58	34	15	23	10	149	241.8	42.1	21.2	8.54	13.3	4.94	113.9	67	138	47	65	89	50	156	
OPPONENTS	265	61	37	16	24	14	145	241.8	45.4	23.5	7.40	15.0	4.50	109.1	67	131	46	62	82	47	165	

## Season Transactions

6/21: Selected DeAnthony Melton with the 46th overall pick in the 2018 NBA Draft... Acquired the rights to Vincent Edwards, the 52nd overall pick in the draft, from Utah in exchange for cash considerations... 6/27: Exercised the four-year option on Mike D'Antoni's contract... 6/28: Exercised team option for Aaron Jackson... 7/5: Signed Edwards and rookie free agent Gary Clark... 7/6: Signed free agent Michael Carter-Williams... 7/8: Re-signed Chris Paul... 7/9: Re-signed Gerald Green... 7/13: Signed free agent James Ennis... 7/25: Signed Isaiah Hartenstein... 7/27: Re-signed Clint Capela... 8/2: Traded Chinanu Okeke an cash considerations to Dallas in exchange for the rights to Maarty Leunen; the Mavericks also received the rights to swap a protected future second round pick with Houston... 8/10: Signed Rob Gray... 8/13: Signed Carmelo Anthony... 8/18: Waived R.J. Hunter... 8/20: Signed Bruno Caboclo... 8/31: Traded Ryan Anderson and DeAnthony Melton to Phoenix in exchange for Marquese Chriss and Brandon Knight... 10/8: Waived Gray... 10/9: Signed Brandon Sampson... 10/10: Signed Ángel Rodríguez... 10/12: Signed Tim Bond... 10/13: Waived Bond, Caboclo, Rodríguez, and Sampson... 11/26: Signed Danuel House Jr... 12/4: Waived House Jr... 12/6: Signed House, Jr. to a two-way contract and converted Clark's two-way contract into a standard contract... 12/17: Waived Zhou Qi... 12/24: Signed Austin Rivers... 1/7: Traded Carter-Williams and cash considerations to Chicago in exchange for a future conditional second round pick... 1/16: Signed James Nunnally to a 10-day contract... 1/21: Waived Nunnally and signed free agent Kenneth Fariel... 1/22: Traded Anthony, cash considerations, and the rights to Jon Diebler to Chicago in exchange for the rights to Tadija Dragičević... 2/7: Completed three trades with Iman Shumpert incoming from Sacramento and Chriss, Ennis, and Knight outgoing... 2/22: Signed Terrence Jones and Chris Chiozza to 10-day contracts... 3/4: Signed Jones to a second 10-day contract... 3/13: Converted House Jr.'s two-way contract into a standard contract... 3/23: Signed Chiozza... 3/26: Claimed Trevon Duval off waivers as a two-way player... 4/7: Signed Michael Frazier.



# Game-by-Game Results

Date	Opponent	Result	Home	Road	Total	High Scoring	High Rebounds	High Assists	Opponent Scoring	Atten.
Oct 17	NEW ORLEANS	L 112-131	0-1	0-0	0-1	Gordon-21	Harden-9	Harden-10	Davis-32	18,055
Oct 20	@L.A. Lakers	W 124-115	0-1	1-0	1-1	Harden-36	Capela-12	Paul-10	James-24	18,997
Oct 21	@L.A. Clippers	L 112-115	0-1	1-1	1-2	Harden-31	Anthony/Capela-6	Harden-14	Harris-23	16,149
Oct 24	UTAH	L 89-100	0-2	1-1	1-3	Harden-29	Capela-12	Harden-7	Mitchell-38	18,055
Oct 26	L.A. CLIPPERS	L 113-133	0-3	1-1	1-4	Anthony-24	Capela-15	Paul-8	Harrell-30	18,055
Oct 30	PORTLAND	L 85-104	0-4	1-1	1-5	Paul-17	Capela-14	Paul-9	Lillard/Nurkic-22	18,055
Nov 2	@Brooklyn	W 119-111	0-4	2-1	2-5	Paul-32	Capela-13	Paul-11	LeVert-29	14,013
Nov 3	@Chicago	W 96-88	0-4	3-1	3-5	Harden-25	Capela-12	Paul-8	LaVine-21	20,505
Nov 5	@Indiana	W 98-94	0-4	4-1	4-5	Harden-28	Capela-10	Paul-13	Oladipo-28	14,735
Nov 8	@Oklahoma City	L 80-98	0-4	4-2	4-6	Harden-19	Harden-8	Harden/Paul-5	George-20	18,055
Nov 10	@San Antonio	L 89-96	0-4	4-3	4-7	Harden-25	Capela-17	Paul-4	Aldridge-27	18,354
Nov 11	INDIANA	W 115-103	1-4	4-3	5-7	Harden-40	Clark-8	Harden-9	Oladipo-22	18,055
Nov 13	@Denver	W 109-99	1-4	5-3	6-7	Capela-24	Capela-9	Harden-11	Morris-19	16,741
Nov 15	GOLDEN STATE	W 107-86	2-4	5-3	7-7	Harden-27	Harden-10	Paul-7	Durant-20	18,055
Nov 17	SACRAMENTO	W 132-112	3-4	5-3	8-7	Harden-34	Capela-16	Paul-9	Hield-23	18,055
Nov 21	DETROIT	W 126-124	4-4	5-3	9-7	Harden-43	Capela-15	Harden-9	Griffin-37	18,055
Nov 23	@Detroit	L 111-116(OT)	4-4	5-4	9-8	Harden-33	Capela-21	Paul-9	Griffin-28	17,268
Nov 24	@Cleveland	L 108-117	4-4	5-5	9-9	Harden-40	Capela-10	Harden-13	Sexton-29	19,432
Nov 26	@Washington	L 131-135(OT)	4-4	5-6	9-10	Harden-54	Capela-14	Harden-13	Wall-36	18,872
Nov 28	DALLAS	L 108-128	4-5	5-6	9-11	Harden-25	Harden-11	Harden-17	Doncic/Harris-20	18,055
Nov 30	@San Antonio	W 136-105	4-5	6-6	10-11	Capela-27	Capela-12	Harden/Paul-10	Aldridge-20	18,354
Dec 1	CHICAGO	W 121-105	5-5	6-6	11-11	Harden-30	Capela-15	Paul-13	LaVine-29	18,055
Dec 3	@Minnesota	L 91-103	5-5	6-7	11-12	Harden-29	Tucker-9	Harden-8	Towns-24	13,834
Dec 6	@Utah	L 91-118	5-5	6-8	11-13	Harden-15	Capela-10	Paul-5	Favors-24	18,306
Dec 8	@Dallas	L 104-107	5-5	6-9	11-14	Harden-35	Capela-13	Harden/Paul-8	Doncic/Mathews-21	20,254
Dec 11	PORTLAND	W 111-104	6-5	6-9	12-14	Harden-29	Paul-11	Paul-10	Lillard-34	18,055
Dec 13	L.A. LAKERS	W 126-111	7-5	6-9	13-14	Harden-50	Capela-14	Harden-11	James-29	18,055
Dec 15	@Memphis	W 105-97	7-5	7-9	14-14	Harden-32	Harden-12	Harden/Paul-10	Conley-22	16,777
Dec 17	UTAH	W 102-97	8-5	7-9	15-14	Harden-47	Capela-14	Paul-9	Mitchell-23	18,055
Dec 19	WASHINGTON	W 136-118	9-5	7-9	16-14	Harden-35	Capela-12	Harden-9	Beal-28	18,055
Dec 20	@Miami	L 99-101	9-5	7-10	16-15	Harden-35	Capela-14	Harden-12	Richardson-22	19,600
Dec 22	SAN ANTONIO	W 108-101	10-5	7-10	17-15	Harden-39	Capela-23	Harden-10	DeRozan-28	18,055
Dec 25	OKLAHOMA CITY	W 113-109	11-5	7-10	18-15	Harden-41	Capela-23	Harden-7	George-28	18,055
Dec 27	BOSTON	W 127-113	12-5	7-10	19-15	Harden-45	Capela-19	Harden-6	Iring-23	18,055
Dec 29	@New Orleans	W 108-104	12-5	8-10	20-15	Harden-41	Harden-9	Rivers-7	Randle-23	17,555
Dec 31	MEMPHIS	W 113-101	13-5	8-10	21-15	Harden-43	Capela-13	Harden-13	Anderson-20	18,055
Jan 3	@Golden State	W 135-134(OT)	13-5	9-10	22-15	Harden-44	Capela-21	Harden-15	Curry-35	19,596
Jan 5	@Portland	L 101-110	13-5	9-11	22-16	Harden-38	Capela-21	Harden-7	Nurkic-25	19,577
Jan 7	DENVER	W 125-113	14-5	9-11	23-16	Harden-32	Capela-9	Harden-14	Jokic-24	18,055
Jan 9	MILWAUKEE	L 109-116	14-6	9-11	23-17	Harden-42	Capela-13	Tucker-7	Antetokounmpo-27	18,055
Jan 11	CLEVELAND	W 141-113	15-6	9-11	24-17	Harden-43	Harden-10	Harden-12	Zizic-18	18,055
Jan 13	@Orlando	L 109-116	15-6	9-12	24-18	Harden-38	Capela-10	Harden-12	Gordon/Vucevic-22	16,982
Jan 14	MEMPHIS	W 112-94	16-6	9-12	25-18	Harden-57	Harden-9	Rivers-6	Conley/Temple-14	18,055
Jan 16	BROOKLYN	L 142-145(OT)	16-7	9-12	25-19	Harden-58	Harden/Tucker-10	Harden/Rivers-6	Dinwiddie-33	18,055
Jan 19	L.A. LAKERS	W 138-134(OT)	17-7	9-12	26-19	Harden-48	Tucker-9	Harden/Rivers-6	Kuzma-32	18,055
Jan 21	@Philadelphia	L 93-121	17-7	9-13	26-20	Harden-37	Fariel/Harden/Tucker-6	Harden/Rivers-3	Embiid-32	20,313
Jan 23	W New York	W 114-110	17-7	10-13	27-20	Harden-61	Harden-15	Harden/Rivers-4	Trier-31	18,819
Jan 25	TORONTO	W 121-119	18-7	10-13	28-20	Harden-35	Fariel-14	Harden-7	Leonard-32	18,055
Jan 27	ORLANDO	W 103-98	19-7	10-13	29-20	Harden-40	Harden-11	Harden/Paul-6	Gordon-23	18,055
Jan 29	NEW ORLEANS	L 116-121	19-8	10-13	29-21	Harden-37	Fariel/Harden-11	Paul-9	Okafor-27	18,055
Feb 1	@Denver	L 122-136	19-8	10-14	29-22	Harden-30	Fariel/Harden-6	Harden-9	Beasley-35	20,106
Feb 2	@Utah	W 125-98	19-8	11-14	30-22	Harden-43	Fariel/Harden-12	Harden/Rivers-5	Mitchell-26	18,306
Feb 4	@Phoenix	W 118-110	19-8	12-14	31-22	Harden-44	Fariel-14	Harden-6	Jackson-25	15,740
Feb 6	@Sacramento	W 127-101	19-8	13-14	32-22	Harden-36	Fariel-11	Paul-11	Hield-20	17,583
Feb 9	OKLAHOMA CITY	L 112-117	19-9	13-14	32-23	Harden-42	Fariel-12	Paul-9	George-45	18,061
Feb 11	DALLAS	W 120-104	20-9	13-14	33-23	Harden-31	Fariel/Harden-8	Paul-11	Doncic-21	18,055
Feb 13	@Minnesota	L 111-121	20-9	13-15	33-24	Harden-42	Fariel-11	Paul-8	Teague-27	15,131
Feb 21	@L.A. Lakers	L 106-111	20-9	13-16	33-25	Harden-30	Capela-11	Paul-9	James-29	18,997
Feb 23	@Golden State	W 118-112	20-9	14-16	34-25	Gordon-25	Capela-15	Paul-17	Durant-29	19,596
Feb 25	ATLANTA	W 119-111	21-9	14-16	35-25	Harden-28	Fariel-10	Paul-8	Young-36	18,055
Feb 27	@Charlotte	W 118-113	21-9	15-16	36-25	Harden-30	Capela-17	Paul-10	Walker-35	17,903
Feb 28	MIAMI	W 121-118	22-9	15-16	37-25	Harden-58	Capela-11	Harden-10	Dragic/Ollynyk-21	18,119
Mar 3	@Boston	W 115-104	22-9	16-16	38-25	Harden-42	Capela-9	Paul-12	Iring-24	18,624
Mar 5	@Toronto	W 107-95	22-9	17-16	39-25	Harden-35	Capela-15	Paul-10	Leonard-26	19,800
Mar 8	PHILADELPHIA	W 107-91	23-9	17-16	40-25	Harden-31	Harden-10	Paul-8	Harris-22	18,055
Mar 10	@Dallas	W 94-93	23-9	18-16	41-25	Gordon-26	Capela-12	Paul-9	Doncic-19	20,423
Mar 11	CHARLOTTE	W 118-106	24-9	18-16	42-25	Harden-28	Capela-15	Harden-10	Walker-40	18,055
Mar 13	GOLDEN STATE	L 104-106	24-10	18-16	42-26	Harden-29	Capela-13	Harden-10	Thompson-30	18,122
Mar 15	PHOENIX	W 108-102	25-10	18-16	43-26	Harden-41	Capela-11	Harden-11	Booker-29	18,055
Mar 17	MINNESOTA	W 117-102	26-10	18-16	44-26	Paul-25	Capela-13	Harden/Paul-10	Towns-22	18,055
Mar 19	@Atlanta	W 121-105	26-10	19-16	45-26	Harden-31	Capela-11	Paul-11	Young-21	16,293
Mar 20	@Memphis	L 125-126(OT)	26-10	19-17	45-27	Harden-57	Capela-10	Harden-8	Conley-35	16,691
Mar 22	SAN ANTONIO	W 111-105	27-10	19-17	46-27	Harden-61	Capela-16	Paul-5	Forbes-20	18,055
Mar 24	@New Orleans	W 113-90	27-10	20-17	47-27	Harden-28	Capela-17	Paul-13	Jackson-19	17,048
Mar 26	@Milwaukee	L 94-108	27-10	20-18	47-28	Harden-23	Capela-11	Harden-7	Bledsoe-23	17,910
Mar 28	DENVER	W 112-85	28-10	20-18	48-28	Harden-38	Capela-15	Paul-8	Murray-20	18,055
Mar 30	SACRAMENTO	W 119-108	29-10	20-18	49-28	Harden-50	Capela-15	Harden-10	Bogdanovic-24	18,055
Apr 2	@Sacramento	W 130-105	29-10	21-18	50-28	Harden-36	Capela-13	Paul-12	Hield-20	17,583
Apr 3	@L.A. Clippers	W 130-103	29-10	22-18	51-28	Harden-31	Capela-15	Harden/Paul-7	Gilgeous-Alexander-2	17,593
Apr 5	NEW YORK	W 125-96	30-10	22-18	52-28	Harden-26	Capela-15	Paul-10	Elenson/Hezonja-16	18,055
Apr 7	PHOENIX	W 149-113	31-10	22-18	53-28	Harden-30	Capela/Harden-13	Harden/Paul-9	Crawford-27	18,055
Apr 9	@Oklahoma City	L 111-112	31-10	22-19	53-29	Harden-39	Capela/Harden-10	Paul-6	Westbrook-29	18,203

# Season Highs (Final Roster)

PLAYER	MIN	FGM	FTM	REBOUNDS				AST	ST	TO	BLK	PTS
				OFF	DEF	TOT	DEF					
CLINT CAPELA	46C Jan. 3 at G.S.	14C Nov. 23 at Det.	10C Jan. 9 vs Milw.	12C Nov. 23 at Det.	15 Dec. 22 vs S.A.	23 (2) Jan. 25 vs OKC.	5T(2) Nov. 2 at Brk.	4T March 8 vs Phil.	5 Oct. 24 vs Utah	5 Dec. 17 vs Utah	31C Jan. 7 vs Den.	
CHRIS CHIOZZA	7C April 5 vs N.Y.	1C(2) April 5 vs N.Y.	0C	1C April 2 at Sac.	1C(3) April 7 vs Phoe.	2C April 2 at Sac.	2C April 2 at Sac.	1C March 28 vs Den.	1C April 3 at LA-C	1C April 7 vs Phoe.	3C(2) April 5 vs N.Y.	
GARY CLARK	33C Nov. 11 vs Ind.	5C Feb. 28 vs Miami	3C Nov. 5 at Ind.	4C Nov. 11 vs Ind.	7C Nov. 3 at Chi.	8C(2) Jan. 16 vs Brk.	2C(2) Nov. 28 vs Dall.	2C(6) March 26 at Milw.	1C(7) April 3 at LA-C	4C Nov. 17 vs Sac.	14C Feb. 28 vs Miami	
VINCENT EDWARDS	12C Jan. 21 at Phil.	1C Nov. 15 vs G.S.	0C	1C Nov. 15 vs G.S.	1C Jan. 21 at Phil.	1C(2) Jan. 21 at Phil.	0C	0C	0C	0C	3C Nov. 15 vs G.S.	
KENNETH FARIED	38 Jan. 25 vs Tor.	9 Feb. 1 at Den.	6 March 11 vs Cha.	8 Feb. 13 at Minn.	10 Feb. 2 at Utah	14 (2) Feb. 4 at Phoe.	5T Jan. 27 vs Orl.	3 Jan. 23 at N.Y.	3 (2) Feb. 9 vs OKC.	3 Jan. 23 at N.Y.	23 Feb. 1 at Den.	
ERIC GORDON	43 Nov. 26 at Wash.	12 Nov. 26 at Wash.	11 Jan. 19 vs LA-L	2 (2) Oct. 30 vs Port.	5 (2) Jan. 27 vs Orl.	6 (2) Dec. 25 vs OKC.	6 (2) Feb. 13 at Minn.	3 (3) Feb. 27 at Cha.	5 Dec. 25 vs OKC.	3T Feb. 9 vs OKC.	36 Nov. 26 at Wash.	
GERALD GREEN	41 Jan. 16 vs Brk.	8 Feb. 6 at Sac.	5 (2) Feb. 27 at Cha.	2 (5) Jan. 19 vs LA-L	7 March 10 at Dall.	7 March 10 at Dall.	3 (2) Feb. 25 vs Atl.	3 March 17 vs Minn.	4 Feb. 23 at G.S.	2 (5) March 15 vs Phoe.	25 (2) Feb. 6 at Sac.	
JAMES HARDEN	47 Nov. 26 at Wash.	19T March 22 vs S.A.	22T Jan. 23 at N.Y.	6C Jan. 23 at N.Y.	13 April 7 vs Phoe.	15 Jan. 23 at N.Y.	17T Nov. 28 vs Dall.	6 (3) March 15 vs Phoe.	11 Nov. 26 at Wash.	4T Feb. 2 at Utah	61C(2) March 22 vs S.A.	
ISAIAH HARTENSTEIN	15C Nov. 15 vs G.S.	3C Oct. 21 at LA-C	4C Oct. 26 vs LA-C	6C Nov. 10 at S.A.	3C Nov. 15 vs G.S.	7C Nov. 10 at S.A.	3C Oct. 26 vs LA-C	1C(7) Feb. 11 vs Dall.	2C(2) Nov. 13 at Den.	2C(2) Feb. 11 vs Dall.	6C(3) Nov. 15 vs G.S.	
NENE	21 Dec. 11 vs Port.	5 Dec. 11 vs Port.	3 (3) Jan. 19 vs LA-L	3 Dec. 13 vs LA-L	5 (3) March 5 at Tor.	7 Dec. 13 vs LA-L	3 (3) April 7 vs Phoe.	3 Feb. 9 vs OKC.	1 (11) April 9 at OKC.	2 (2) Jan. 27 vs Orl.	11 Dec. 6 at Utah	
DANUEL JR. HOUSE	39 (2) March 20 at Mem.	7 April 2 at Sac.	9C Jan. 3 at G.S.	2 (9) March 20 at Mem.	6 (4) April 7 vs Phoe.	8T Dec. 27 vs Bos.	3 (3) April 3 at LA-C	2C Jan. 5 at Port.	3T(4) March 20 at Mem.	2T(2) Jan. 11 vs Clev.	19 (2) April 2 at Sac.	
CHRIS PAUL	41 March 20 at Mem.	13 Nov. 2 at Brk.	8 March 13 vs G.S.	3 (3) March 26 at Milw.	9 (2) Feb. 21 at LA-L	11 Dec. 11 vs Port.	17 Feb. 23 at G.S.	6 Nov. 8 at OKC.	8C Nov. 17 vs Sac.	2T(3) March 10 at Dall.	32 Nov. 2 at Brk.	
AUSTIN RIVERS	46C(2) Jan. 19 vs LA-L	10 Jan. 13 at Orl.	5 Feb. 2 at Utah	2 Jan. 25 vs Tor.	5 (2) Jan. 16 vs Brk.	5 (4) Jan. 25 vs Tor.	7 Dec. 29 at N.O.	3 Jan. 14 vs Mem.	2 (8) March 10 at Dall.	1 (13) April 3 at LA-C	25 Jan. 13 at Orl.	
IMAN SHUMPERT	31 March 17 vs Minn.	3 (4) April 5 vs N.Y.	2 April 5 vs N.Y.	2 (2) March 24 at N.O.	7 March 28 vs Den.	8 March 28 vs Den.	4 Feb. 11 vs Dall.	2 (3) March 20 at Mem.	2 (2) March 26 at Mem.	1 (4) April 2 at Sac.	10 April 5 vs N.Y.	
P.J. TUCKER	44 Nov. 23 at Det.	7 (3) Jan. 25 vs Tor.	4 (3) Feb. 23 at G.S.	5 (3) Feb. 6 at Sac.	11 Dec. 22 vs S.A.	16 Dec. 22 vs S.A.	7 Jan. 9 vs Milw.	7T Oct. 24 vs Utah	4 Nov. 17 vs Sac.	2 (7) April 9 at OKC.	21 Jan. 7 vs Den.	
ROCKETS High Games	265 (6) March 20 at Mem.	53 April 7 vs Phoe.	33 (2) Dec. 31 vs Mem.	20 Oct. 30 vs Port.	43 March 11 vs Cha.	58 Dec. 22 vs S.A.	34 April 7 vs Phoe.	15 (2) Feb. 2 at Utah	23 Dec. 6 at Utah	10 (3) Jan. 23 at N.Y.	149 April 7 vs Phoe.	
ROCKETS Low Games	240 (76) April 9 at OKC.	29 Dec. 20 at Miami	6 March 26 at Milw.	3 Jan. 27 vs Orl.	19 Feb. 1 at Den.	30 Feb. 1 at Den.	10 Jan. 23 at N.Y.	4 (4) Jan. 9 vs Milw.	6 (2) April 5 vs N.Y.	0 March 8 vs Phil.	80 Nov. 8 at OKC.	
OPPONENTS High Games	265 (6) March 20 at Mem.	56 Jan. 16 vs Brk.	35 Oct. 26 vs LA-C	22 March 8 vs Phil.	50 March 26 at Milw.	61 Dec. 20 at Miami	37 Feb. 1 at Den.	16 Dec. 6 at Utah	24 (2) Jan. 14 vs Mem.	14 Jan. 21 at Phil.	145 Jan. 16 vs Brk.	
OPPONENTS Low Games	240 (76) April 9 at OKC.	28 Nov. 3 at Chi.	7 (2) March 24 at N.O.	3 Feb. 11 vs Dall.	22 Nov. 21 vs Det.	31 (3) Dec. 19 vs Wash.	15 (4) Jan. 23 at N.Y.	1 (2) March 5 at Tor.	8 Feb. 1 at Den.	0 (3) April 7 vs Phoe.	85 March 28 vs Den.	

Season In Review



# Season Breakdown

	RECORD	HOME	ROAD	OT	
OVERALL	53-29	31-10	22-19	2- 4	Head Coach: Mike D'Antoni
Atlantic	8- 2	4- 1	4- 1	0- 1	Overall: 15 Years 628 Won 499 Lost .557 Pct.
Central	6- 4	4- 1	2- 3	0- 1	W/Club : 3 Years 173 Won 73 Lost .703 Pct.
Southeast	7- 3	5- 0	2- 3	0- 1	
EASTERN	21- 9	13- 2	8- 7	0- 3	
Southwest	10- 6	5- 3	5- 3	0- 1	
Northwest	8-10	6- 3	2- 7		
Pacific	14- 4	7- 2	7- 2	2- 0	
WESTERN	32-20	18- 8	14-12	2- 1	

## TEAM WINNING & LOSING STREAKS:

OVERALL	HOME	ROAD
Loss- 1	Win - 7	Loss- 1
Long:Win - 9	Win - 10	Win - 6
Loss- 4	Loss- 4	Loss- 3
Last:Win -04/07 vsPHO 149-113	Win -04/07 vsPHO 149-113	Win -04/03 @ LAC 135-103
Loss-04/09 @ OKC 111-112	Loss-03/13 vsGS 104-106	Loss-04/09 @ OKC 111-112

	WON	LOST	OFFENSE	VsOPP	HOME	ATTENDANCE
Oct.	1	5				
Nov.	9	6	100+ 50-20	If Opp W/L to date:	41	Games
Dec.	11	4	100< 3- 9	.500+ 26-16	740,392	Total
Jan.	8	6	Defense	.500- 27-12	18,058	Average
Feb.	8	4	100+ 38-27		18,122	High
Mar.	12	3	100< 15- 2		41	Sellouts
Apr.	4	1				

After 82 games last season: W 65 L 17

MARGINS	1	2	3	4	5	6	7	8	9	10	11	12	13	14	15	16	17	18	19	20	21	22	23	
Won By:	2	2	1	5	3	3	2	5	1	1	2	5	1	2	4	2	2	1	1	1	1			
Lost By:	2	2	3	1	4	3	3	2	1	1	1	1	2				1	2	2					
	24	25	26	27	28	29	30	31	32	33	34	35	36	37	38	39	40	41	42	43	44	45	46+	
Won By:	1	1	1	2	1			1	1				1											
Lost By:				1	1																			

At Start Of:	OVERALL	HOME	ROAD	FG%	OVERALL	HOME	ROAD
2nd- Ahead:	37-14	22- 4	15-10	-44%	19-20	11- 8	8-12
-Behind:	14-13	8- 6	6- 7	45-49%	23- 7	13- 2	10- 5
- Tied:	2- 2	1- 0	1- 2	50-54%	8- 2	4- 0	4- 2
3rd- Ahead:	37-10	22- 3	15- 7	55-59%	3- 0	3- 0	0- 0
-Behind:	15-19	8- 7	7-12	+60%	0- 0	0- 0	0- 0
- Tied:	1- 0	1- 0	0- 0				
4th- Ahead:	42- 6	24- 1	18- 5				
-Behind:	10-21	6- 8	4-13				
- Tied:	1- 2	1- 1	0- 1				

# Game-by-Game Statistics

DATE	GAME	FG-A	PCT	3FG-A	PCT	FT-A	PCT	OR-DR-REB	AST	PF	ST	TO	BS	PTS
10/17	@ HOUSTON	39-92	.424	16-48	.333	18-24	.750	8-29-37	21	22	8	12	7	112
18,055	New Orleans	52-98	.531	10-25	.400	17-22	.773	14-40-54	36	25	8	12	3	131
10/20	HOUSTON	44-96	.458	16-42	.381	20-30	.667	13-41-54	22	21	7	18	4	124
18,997	@ L.A. Lakers	48-100	.480	8-32	.250	11-18	.611	5-35-44	28	21	8	11	10	115
10/21	HOUSTON	43-89	.483	15-35	.429	11-15	.733	6-29-35	28	23	6	12	6	112
16,149	@ L.A. Clippers	42-89	.472	5-25	.200	26-26	1.000	12-37-49	22	16	8	13	7	115
10/24	@ HOUSTON	35-87	.402	11-40	.275	8-14	.571	10-25-35	16	23	12	17	5	89
18,055	Utah	34-78	.436	10-29	.345	22-28	.786	9-38-47	21	21	7	19	5	100
10/26	@ HOUSTON	38-98	.388	15-41	.366	22-25	.880	16-26-42	21	27	11	13	7	113
18,055	L.A. Clippers	43-79	.544	12-23	.522	35-38	.921	15-39-44	17	21	8	16	4	133
10/30	@ HOUSTON	31-96	.323	10-43	.233	13-23	.565	20-29-49	18	25	7	12	9	85
18,055	Portland	38-80	.475	8-20	.400	20-23	.870	7-44-51	17	19	4	20	4	104
11/2	HOUSTON	41-83	.494	15-39	.385	22-32	.688	11-30-41	22	21	4	9	10	119
14,013	@ Brooklyn	42-85	.494	15-34	.441	12-20	.600	9-29-38	22	28	5	12	4	111
11/3	HOUSTON	35-83	.422	13-42	.310	13-20	.650	10-35-45	21	22	13	19	5	96
20,505	@ Chicago	28-71	.394	6-23	.261	26-27	.963	4-33-37	15	18	13	19	4	88
11/5	HOUSTON	34-76	.447	15-47	.319	15-16	.938	5-34-39	23	24	9	17	6	98
14,735	@ Indiana	33-75	.440	8-28	.286	20-30	.667	7-32-39	17	15	8	16	3	94
11/8	HOUSTON	31-82	.378	11-42	.262	7-10	.700	12-27-39	16	26	9	17	3	80
18,203	@ Oklahoma City	36-81	.444	9-37	.243	17-24	.708	13-39-52	18	16	10	15	4	98
11/10	HOUSTON	30-90	.333	9-41	.220	20-29	.690	15-34-49	11	24	10	8	5	89
18,354	@ San Antonio	33-74	.446	10-20	.500	20-27	.741	8-38-46	17	20	3	16	5	96
11/11	@ HOUSTON	36-74	.486	20-47	.426	23-32	.719	8-30-38	18	22	6	17	5	115
18,055	Indiana	36-78	.462	11-29	.379	20-28	.769	5-30-35	24	22	10	13	6	103
11/13	HOUSTON	39-71	.549	13-37	.351	18-26	.692	6-26-32	23	20	7	15	6	109
16,741	@ Denver	38-76	.500	11-25	.440	12-16	.750	7-24-31	27	20	11	16	2	99
11/15	@ HOUSTON	35-87	.402	16-47	.340	21-26	.808	14-27-41	20	21	8	8	4	107
18,055	Golden State	32-76	.421	4-18	.222	18-22	.818	12-32-44	18	24	2	17	5	86
11/17	@ HOUSTON	46-81	.568	20-47	.426	20-24	.833	6-35-41	27	20	9	22	10	132
18,055	Sacramento	46-102	.451	11-35	.314	9-12	.750	13-26-39	23	21	10	14	3	112
11/21	@ HOUSTON	40-72	.556	13-33	.394	33-36	.917	5-31-36	18	25	8	15	7	126
18,055	Detroit	40-85	.471	16-34	.471	28-37	.757	15-22-37	20	26	8	16	1	124
11/23	HOUSTON	41-98	.418	10-36	.278	19-21	.905	17-27-44	22	26	6	14	7	111
17,268	@ Detroit	40-88	.455	7-27	.259	29-40	.725	15-45-49	18	18	11	14	5	116
11/24	HOUSTON	37-74	.500	15-39	.385	19-28	.679	8-23-31	18	19	5	16	4	108
19,432	@ Cleveland	44-90	.489	7-22	.318	22-29	.759	12-29-49	15	24	11	14	2	117
11/26	HOUSTON	46-97	.474	18-48	.375	21-27	.778	18-30-48	22	31	8	21	5	131
16,872	@ Washington	50-89	.562	11-29	.379	24-32	.750	9-29-38	29	29	7	13	7	135
11/28	@ HOUSTON	40-87	.460	13-45	.289	15-23	.652	12-25-38	28	26	10	18	5	108
18,055	Dallas	46-85	.541	17-34	.500	19-24	.792	10-27-37	27	17	10	15	7	128
11/30	HOUSTON	49-98	.500	22-54	.407	16-20	.800	13-36-49	32	22	9	6	6	136
18,354	@ San Antonio	39-86	.453	10-28	.357	17-20	.850	9-32-41	24	18	4	13	4	105
12/1	@ HOUSTON	42-84	.500	16-41	.390	21-30	.700	6-41-47	23	21	8	14	7	121
18,055	Chicago	39-88	.443	8-32	.250	19-24	.792	7-34-41	15	22	11	14	6	105
12/3	HOUSTON	32-74	.432	11-39	.282	16-19	.842	7-27-34	24	27	9	20	6	91
13,834	@ Minnesota	36-82	.439	11-22	.500	20-28	.714	13-29-42	22	16	11	14	7	103
12/6	HOUSTON	34-88	.386	8-36	.222	15-17	.882	14-29-43	13	26	5	23	5	91
18,306	@ Utah	45-89	.506	8-32	.250	20-27	.741	12-35-47	26	24	16	12	4	118
12/8	HOUSTON	39-86	.453	15-47	.319	11-13	.846	10-26-36	20	19	5	12	3	104
20,254	@ Dallas	41-83	.494	12-30	.400	13-16	.812	14-30-44	21	14	9	17	3	107
12/11	@ HOUSTON	42-85	.494	9-29	.310	18-27	.667	12-30-42	22	21	9	7	5	111
18,055	Portland	38-87	.437	10-25	.400	18-21	.857	13-31-44	20	17	1	14	4	104
12/13	@ HOUSTON	42-85	.494	15-34	.441	27-32	.844	15-28-43	24	24	8	14	2	126
18,055	L.A. Lakers	43-80	.538	10-32	.312	15-27	.556	7-24-31	23	21	9	13	5	111
12/15	HOUSTON	35-73	.479	13-37	.351	22-25	.880	6-30-36	23	22	5	14	2	105
16,777	@ Memphis	40-75	.533	5-23	.217	12-17	.706	6-29-35	20	22	8	15	6	97
12/17	@ HOUSTON	32-86	.372	12-37	.324	26-31	.839	9-30-39	16	24	13	17	7	102
18,055	Utah	32-82	.390	10-35	.286	23-31	.742	11-41-52	23	25	9	24	4	97
12/19	@ HOUSTON	47-85	.553	26-65	.473	16-21	.762	8-33-41	30	21	8	17	2	136
18,055	Washington	45-84	.536	10-30	.333	18-23	.783	4-27-31	28	15	8	11	2	118
12/20	HOUSTON	29-82	.354	18-54	.333	23-30	.767	8-33-41	20	23	6	8	3	99
19,600	@ Miami	36-93	.387	9-39	.231	20-34	.588	20-41-61	22	18	6	9	4	101
12/22	@ HOUSTON	37-95	.389	19-54	.352	15-21	.714	19-39-58	22	18	4	9	3	108
18,055	San Antonio	42-88	.477	10-24	.417	7-11	.636	5-38-43	24	17	3	9	9	101
12/25	@ HOUSTON	44-97	.454	14-44	.318	11-17	.647	17-37-54	18	25	9	20	4	113
18,055	Oklahoma City	43-98	.439	9-30	.300	14-21	.667	18-34-52	23	22	12	15	11	109
12/27	@ HOUSTON	41-86	.477	18-45	.400	27-35	.771	16-38-54	17	22	4	13	4	127
18,055	Boston	38-81	.469	12-31	.387	25-31	.806	6-31-37	28	22	9	11	3	113
12/29	HOUSTON	35-81	.432	16-46	.348	22-28	.786	8-31-39	21	20	9	12	7	108
17,555	@ New Orleans	41-92	.446	9-28	.321	13-17	.765	8-37-45	25	23	5	15	5	104
12/31	@ HOUSTON	31-70	.443	18-41	.439	33-45	.733	7-39-46	19	25	7	14	4	113
18,055	Memphis	38-82	.463	6-25	.240	19-30	.633	6-33-39	24	31	11	10	4	101
1/3	HOUSTON	45-99	.455	21-54	.389	24-28	.857	13-35-48	30	20	8	11	5	135
19,596	@ Golden State	53-102	.520	14-37	.379	14-15	.933	9-38-47	33	19	8	15	6	134
1/5	HOUSTON	39-84	.464	13-38	.342	10-12	.833	10-30-40	13	22	6	12	5	101
19,577	@ Portland	43-94	.457	9-28	.321	15-20	.750	17-30-47	27	11	7	9	2	110
1/7	@ HOUSTON	38-76	.500	22-47	.468	27-34	.794	4-30-34	28	23	8	15	3	125
18,055	Denver	44-93	.473	7-29	.241	18-21	.857	14-32-46	26	21	7	14	3	113
1/9	@ HOUSTON	32-85	.376	18-48	.375	27-32	.844	14-32-46	19	18	4	19	7	109
18,055	Milwaukee	44-91	.484	8-27	.296	20-24	.833	10-39-49	26	25	11	13	5	116
1/11	@ HOUSTON	46-89	.517	20-52	.385	29-32	.906	8-37-45	28	18	8	15	9	141
18,055	Cleveland	40-89	.449	9-33	.273	24-26	.923	6-33-39	24	24	12	13	4	113

Season In Review

# Game-by-Game Statistics

DATE	GAME	FG-A	PCT	3FG-A	PCT	FT-A	PCT	OR-DR-REB	AST	PF	ST	TO	BS	PTS
1/13	HOUSTON	38-86	.442	10-42	.238	23-27	.852	9-29-38	20	21	7	10	1	109
18.982	@ Orlando	41-85	.482	9-24	.375	25-28	.893	12-33-45	25	21	6	11	2	116
1/14	@ HOUSTON	37-84	.440	18-48	.375	20-22	.909	7-29-36	17	20	12	14	3	112
18.055	Memphis	36-71	.507	10-22	.455	12-22	.545	9-34-43	31	20	5	24	5	94
1/16	@ HOUSTON	45-105	.429	23-70	.329	29-34	.853	10-37-47	18	24	7	10	8	142
18.055	Brooklyn	56-108	.519	16-36	.444	17-22	.773	16-41-57	29	25	4	14	3	145
1/18	@ HOUSTON	42-100	.420	25-68	.368	29-36	.806	12-27-39	23	27	9	12	4	138
18.055	L.A. Lakers	50-96	.521	10-37	.270	24-30	.800	13-43-56	27	27	6	16	4	134
1/21	HOUSTON	31-86	.360	11-42	.262	20-26	.769	6-32-38	14	25	9	12	6	93
20.313	@ Philadelphia	43-88	.489	8-23	.348	27-33	.818	10-45-55	21	22	9	13	14	121
1/23	HOUSTON	37-90	.411	11-44	.250	29-38	.763	15-29-44	10	25	15	13	10	114
18.819	@ New York	37-81	.457	11-30	.367	25-30	.833	10-38-48	15	23	5	19	7	110
1/25	@ HOUSTON	41-91	.451	10-46	.217	29-33	.879	12-28-40	17	21	11	12	5	121
18.055	Toronto	44-91	.484	14-36	.389	17-18	.944	12-35-47	27	25	4	21	1	119
1/27	@ HOUSTON	38-80	.475	12-36	.333	15-21	.714	3-36-39	20	19	8	13	7	103
18.055	Orlando	39-97	.402	10-35	.286	10-17	.588	18-38-56	23	18	10	15	4	98
1/29	@ HOUSTON	40-101	.396	19-59	.339	17-24	.708	15-30-45	22	20	11	12	5	116
18.055	New Orleans	46-90	.511	9-31	.290	20-25	.800	13-42-55	27	17	8	17	9	121
2/1	HOUSTON	45-85	.529	16-44	.364	16-21	.762	11-19-30	23	24	6	10	3	122
20.160	@ Denver	51-82	.622	14-31	.452	20-23	.870	10-26-36	37	14	7	8	4	136
2/2	HOUSTON	40-87	.460	15-39	.385	30-37	.811	8-40-48	17	29	15	14	8	125
18.306	@ Utah	31-86	.360	11-41	.268	25-36	.694	14-37-51	19	21	8	23	9	98
2/4	HOUSTON	43-87	.494	13-41	.317	19-25	.760	12-31-43	19	19	13	14	2	118
15.740	@ Phoenix	45-84	.536	7-25	.280	13-18	.722	9-29-38	29	20	9	17	1	110
2/6	HOUSTON	45-100	.450	20-51	.392	17-18	.944	13-29-42	17	19	13	12	7	127
17.583	@ Sacramento	39-91	.429	11-33	.333	12-20	.600	20-34-54	21	22	5	22	6	101
2/9	@ HOUSTON	37-86	.430	16-45	.356	22-30	.733	7-32-39	18	26	10	12	7	112
18.061	Oklahoma City	40-89	.449	13-34	.382	24-30	.800	12-41-53	20	24	7	19	5	117
2/11	@ HOUSTON	42-90	.467	23-60	.383	13-15	.867	9-29-38	28	26	13	11	5	120
18.055	Dallas	35-73	.479	13-36	.361	21-27	.778	3-30-33	21	17	5	18	1	104
2/13	HOUSTON	40-98	.408	19-53	.358	12-13	.923	13-24-37	23	18	5	11	2	111
15.131	@ Minnesota	49-90	.544	10-20	.500	13-17	.765	13-34-47	31	13	4	10	5	121
2/21	HOUSTON	40-88	.455	12-41	.293	14-15	.933	4-35-39	18	28	8	15	4	106
18.997	@ L.A. Lakers	38-86	.442	8-30	.267	27-33	.818	12-37-49	22	17	4	18	4	111
2/23	HOUSTON	40-92	.435	16-43	.372	22-24	.917	12-37-49	26	23	13	15	7	118
19.596	@ Golden State	42-90	.467	14-36	.389	14-20	.700	9-36-45	26	19	9	18	10	112
2/25	@ HOUSTON	39-90	.433	15-51	.294	26-30	.867	12-25-37	24	18	11	14	4	119
18.055	Atlanta	39-80	.488	17-38	.447	16-23	.696	10-31-41	21	24	6	17	6	111
2/27	HOUSTON	42-91	.462	13-39	.333	21-24	.875	7-30-37	23	22	11	10	3	118
17.903	@ Charlotte	39-83	.470	12-33	.364	23-27	.852	8-40-48	25	22	9	18	5	113
2/28	@ HOUSTON	38-77	.494	19-46	.413	26-28	.929	8-28-36	22	21	6	16	5	121
18.119	Miami	42-81	.519	15-28	.536	19-24	.792	8-26-34	28	22	9	12	2	118
3/2	HOUSTON	38-80	.475	21-51	.412	18-29	.621	10-32-42	22	23	8	12	4	115
18.624	@ Boston	37-77	.481	8-28	.286	22-29	.759	8-36-44	23	23	7	13	0	104
3/5	HOUSTON	38-85	.447	15-34	.441	16-18	.889	9-34-43	22	23	11	10	6	107
19.800	@ Toronto	37-89	.416	9-32	.281	12-16	.750	16-31-47	16	15	1	13	5	95
3/8	@ HOUSTON	42-85	.494	13-41	.317	10-15	.667	7-36-43	22	18	13	17	0	107
18.055	Philadelphia	35-95	.368	3-26	.115	18-23	.783	22-37-59	20	17	9	18	4	91
3/10	HOUSTON	32-88	.364	16-52	.308	14-22	.636	13-28-41	18	20	6	13	4	94
20.423	@ Dallas	31-75	.413	9-32	.281	22-27	.815	10-41-51	24	20	6	17	9	93
3/11	@ HOUSTON	38-91	.418	17-43	.395	25-27	.926	12-43-55	25	17	7	14	4	118
18.055	Charlotte	38-89	.427	16-41	.390	14-15	.933	7-32-39	23	20	4	12	4	106
3/13	@ HOUSTON	37-78	.474	11-41	.268	19-23	.826	5-26-31	18	16	7	11	3	104
18.122	Golden State	42-85	.494	12-32	.375	10-10	1.000	12-32-44	28	20	7	15	2	106
3/15	@ HOUSTON	36-83	.434	11-40	.275	25-33	.758	7-35-42	18	20	13	14	6	108
18.055	Phoenix	38-89	.427	7-26	.269	19-25	.760	15-34-49	22	21	9	21	4	102
3/17	@ HOUSTON	43-94	.457	21-50	.420	10-14	.714	10-34-44	29	25	9	10	3	117
18.055	Minnesota	38-92	.413	10-32	.312	16-23	.696	15-37-52	22	13	5	14	4	102
3/19	HOUSTON	40-78	.513	19-47	.404	22-30	.733	6-31-37	28	17	13	14	2	121
16.293	@ Atlanta	39-84	.464	15-40	.375	12-15	.800	8-37-45	30	23	6	19	1	105
3/20	HOUSTON	42-94	.447	21-48	.438	20-20	1.000	11-28-39	19	27	10	14	3	125
15.691	@ Memphis	41-89	.461	13-37	.351	31-39	.795	15-36-51	20	19	7	17	0	126
3/22	@ HOUSTON	36-86	.419	14-37	.378	25-32	.781	8-40-48	12	19	5	10	4	111
18.055	San Antonio	41-90	.456	7-24	.292	16-17	.941	9-39-48	27	23	6	11	7	105
3/24	HOUSTON	42-86	.488	21-49	.429	8-9	.889	13-37-50	24	16	10	19	5	113
17.048	@ New Orleans	38-92	.413	7-28	.250	7-10	.700	15-29-44	26	9	9	15	3	90
3/26	HOUSTON	36-99	.364	16-52	.308	6-7	.857	8-38-46	17	15	7	13	5	94
17.910	@ Milwaukee	42-94	.447	14-34	.412	10-13	.769	10-50-60	24	11	10	16	6	108
3/28	@ HOUSTON	40-87	.460	15-40	.375	17-20	.850	11-35-46	22	19	8	10	3	112
18.555	Denver	31-84	.369	4-24	.167	19-20	.950	7-31-38	22	17	7	15	3	85
3/30	@ HOUSTON	39-83	.470	17-52	.327	24-27	.889	6-32-38	19	17	6	10	2	119
18.055	Sacramento	42-94	.447	15-29	.517	9-15	.600	16-33-49	28	17	3	12	4	108
4/2	HOUSTON	46-94	.489	26-61	.426	12-17	.706	8-35-43	30	20	8	7	3	130
17.583	@ Sacramento	42-85	.442	7-23	.304	14-20	.700	16-35-51	19	15	3	11	4	105
4/3	HOUSTON	47-88	.534	18-38	.474	23-29	.793	12-36-48	22	29	6	16	7	135
17.593	@ L.A. Clippers	38-82	.463	8-26	.308	19-31	.613	9-29-38	27	22	11	19	2	103
4/5	@ HOUSTON	43-101	.426	22-59	.373	12-17	.706	7-41-48	26	21	8	6	2	120
18.055	New York	37-82	.451	6-27	.222	16-27	.593	5-48-53	22	17	3	16	6	96
4/7	@ HOUSTON	53-100	.533	27-57	.474	16-21	.762	12-40-52	34	16	12	9	5	149
18.055	Phoenix	43-93	.462	11-34	.324	16-21	.762	8-34-42	26	18	8	13	0	113
4/9	HOUSTON	38-88	.432	18-53	.340	17-20	.850	9-33-42	18	21	7	11	7	111
18.203	@ Oklahoma City	40-96	.417	16-41	.390	16-20	.800	18-38-56	20	19	5	12	2	112

# Superlatives

## Individual Season Highs

Points	61	James Harden (2) at NY 1/23/19; vs. SA 3/22/19	45	Paul George vs. OKC 2/9/19
Points in a Quarter	27	James Harden vs. SA 3/22/19	20	Kyle Kuzma (1st) vs. LAL 1/19/19
Points in a Half	39	James Harden (2nd) vs. BKN 1/16/19	28	Paul George (2nd) vs. OKC 2/9/19
Points in Overtime	11	James Harden at GS 1/3/19	11	Brandon Ingram vs. LAL 1/19/19
Field Goals	19	James Harden vs. SA 3/22/19	14	4 times; last by Kemba Walker vs. Cha 3/11/19
Field Goal Attempts	39	James Harden at Mem 3/20/19	27	Stephen Curry at GS 1/3/19
Field Goal % (Min. 5 FGA)	1,000	P.J. Tucker (5-5) at Cha 2/27/19	1,000	Mitchell Robinson (5-5) at NY 1/23/19
3-PT Field Goals	10	James Harden at GS 1/3/19	8	Trae Young vs. Atl 2/25/19
3-PT FG Attempts	23	James Harden (2) at GS 1/3/19; vs. Sac 3/30/19	15	Stephen Curry at GS 1/3/19
3-PT FG % (Min. 3 3FGA)	1,000	P.J. Tucker (5-5) at Cha 2/27/19	1,000	Kemba Walker (6-6) vs. Cha 3/11/19
Free Throws	22	James Harden at NY 1/23/19	15	Paul George vs. OKC 2/9/19
FT Attempts	27	James Harden vs. Mem 12/31/18	18	Paul George vs. OKC 2/9/19
FT % (Min 5 FTA)	1,000	James Harden (19-19) vs. Det 11/21/18	1,000	Ivica Zubac (9-9) vs. LAL 1/19/19
Offensive Rebounds	12	Clint Capela at Det 11/23/18	9	4 times; last by Jonas Valanciunas at Mem 3/20/19
Defensive Rebounds	15	Clint Capela vs. SA 12/22/18	18	Jarrett Allen vs. BKN 1/16/19
Total Rebounds	23	Clint Capela (2) vs. SA 12/22/18; vs. OKC 12/25/18	24	Jarrett Allen vs. BKN 1/16/19
Assists	17	James Harden vs. Dal 11/28/18	12	5 times; last by Trae Young at Atl 3/19/19
		Chris Paul at GS 2/23/19		
Steals	7	P.J. Tucker vs. Uta 10/24/18	6	Paul George at OKC 11/8/18
Blocks	5	Clint Capela vs. Uta 12/17/18	6	Jrue Holiday vs. NO 1/29/19
Turnovers	11	James Harden at Was 11/26/18	10	Russell Westbrook vs. OKC 2/9/19
Minutes	43:52	James Harden vs. Mia 2/28/19	42:09	Mikal Bridges vs. Pho 4/7/19
Minutes (OT+)	47:21	James Harden at Was 11/26/18	49:38	Bradley Beal at Was 11/26/18

## Team Season High/Lows

ROCKETS HIGH	ROCKETS LOW	CATEGORY	OPPONENT HIGH	OPPONENT LOW
149 vs. Pho 4/7/19	80 at OKC 11/8/18	Points	145 vs. BKN 1/16/19	85 vs. Den 3/28/19
43 at Den 2/1/19	15 vs. Por 10/30/18	Points/1st Qtr.	39 vs. LAL 1/19/19	16 vs. NY 4/5/19
44 (2) at Sac 2/6/19	13 vs. SA 12/22/18	Points/2nd Qtr.	48 at Den 2/1/19	11 at Mem 12/15/18
77 (2) vs. Pho 4/7/19	36 vs. Por 10/30/18	Points/1st Half	83 at Den 2/1/19	37 (2) at Tor 3/5/19
43 (2) vs. Min 3/17/19	11 at Uta 12/6/18	Points/3rd Qtr.	42 vs. OKC 2/9/19	7 at Chi 11/3/18
39 at Sac 4/2/19	9 at Min 12/3/18	Points/4th Qtr.	46 vs. BKN 1/16/19	15 vs. Sac 3/30/19
77 vs. BKN 1/16/19	29 at Min 12/3/18	Points/2nd Half	69 (3) at Min 2/13/19	32 at Chi 11/3/18
18 vs. LAL 1/19/19	6 at Was 11/26/18	Points/Overtime	18 at Det 11/23/18	10 at Was 11/26/18
53 vs. Pho 4/7/19	29 at Mia 12/20/18	Field Goals	56 vs. BKN 1/16/19	28 at Chi 11/3/18
105 vs. BKN 1/16/19	70 vs. Mem 12/31/18	Field Goal Attempts	108 vs. BKN 1/16/19	71 vs. Mem 1/14/19
568 vs. Sac 11/17/18	323 vs. Por 10/30/18	Field Goal Percentage	672 at Den 2/1/19	360 at Uta 2/2/19
27 vs. Pho 4/7/19	8 at Uta 12/6/18	3-PT Field Goals	17 (2) vs. Atl 2/25/19	3 vs. Phi 3/8/19
70 vs. BKN 1/16/19	29 vs. Por 12/11/18	3-PT FG Attempts	41 (3) at OKC 4/9/19	18 vs. GS 11/15/18
474 (2) vs. Pho 4/7/19	217 vs. Tor 1/25/19	3-PT FG Percentage	536 vs. Mia 2/28/19	115 vs. Phi 3/8/19
33 (2) vs. Mem 12/31/18	6 at Mil 3/26/19	Free Throws	35 vs. LAC 10/24/18	7 (2) at NO 3/24/19
45 vs. Mem 12/31/18	7 at Mil 3/26/19	Free Throw Attempts	40 at Det 11/23/18	10 (2) at NO 3/24/19
1,000 at Mem 3/20/19	565 vs. Por 10/30/18	Free Throw Percentage	1,000 (2) vs. GS 3/13/19	545 vs. Mem 1/14/19
20 vs. Por 10/30/18	3 vs. Ori 1/27/19	Offensive Rebounds	22 vs. Phi 3/8/19	3 vs. Dal 2/11/19
43 vs. Cha 3/11/19	19 at Den 2/1/19	Defensive Rebounds	50 at Mil 3/26/19	22 vs. Det 11/21/18
58 vs. SA 12/22/18	30 at Den 2/1/19	Total Rebounds	61 at Mia 12/20/18	31 (3) vs. Was 12/19/18
34 vs. Pho 4/7/19	10 at NY 1/23/19	Assists	37 at Den 2/1/19	15 (4) at NY 1/23/19
31 at Was 11/26/18	15 at Mil 3/26/19	Fouls	31 vs. Mem 12/31/18	9 at NO 3/24/19
15 (2) at Uta 2/2/19	4 (4) vs. Mil 1/9/19	Steals	16 at Uta 12/6/18	1 (2 times)
23 at Uta 12/6/18	6 (2) vs. NY 4/5/19	Turnovers	24 (2) vs. Mem 1/14/19	8 at Den 2/1/19
10 (3) at NY 1/23/19	0 vs. Phi 3/8/19	Blocks	14 at Phi 1/21/19	0 (3) vs. Pho 4/7/19

# Miscellaneous Statistics

## Rockets Record When .

	Overall	Home	Road
Outrebounding opp.	26-3	15-1	11-2
Outrebounded by opp.	25-26	15-9	10-17
Tied in rebounding	2-0	1-0	1-0
Shooting better than opp.	28-5	17-0	11-5
Shooting worse than opp.	24-24	14-10	10-14
Shooting same as opp.	1-0	0-0	1-0
More FTM than opp.	37-6	22-4	15-2
Fewer FTM than opp.	14-22	7-6	7-16
Same FTM as opp.	2-1	2-0	0-1
More 3FGM than opp.	47-24	27-8	20-16
Fewer 3FGM than opp.	4-3	4-2	0-1
Same 3FGM as opp.	2-2	0-0	2-2
More assists than opp.	21-7	15-3	6-4
Fewer assists than opp.	29-22	15-7	14-15
Same assists as opp.	3-0	1-0	2-0
More turnovers than opp.	14-10	11-2	3-8
Fewer turnovers than opp.	36-17	18-7	18-10
Same turnovers as opp.	3-2	2-1	1-1
Bench outscores opp. bench	14-3	8-1	6-2
Opp. bench outscores HOU's	36-23	22-8	14-15
Bench scoring equal	3-3	1-1	2-2
Scoring below 80 points	0-0	0-0	0-0
Scoring 80-89 points	0-4	0-2	0-2
Scoring 90-99 points	3-5	0-0	3-5
Scoring 100-109 points	10-8	6-3	4-5
Scoring 110-119 points	18-8	11-4	7-4
Scoring 120+ points	22-4	14-1	8-3
Opp. scoring below 80 points	0-0	0-0	0-0
Opp. scoring 80-89 points	3-0	2-0	1-0
Opp. scoring 90-99 points	12-2	5-0	7-2
Opp. scoring 100-109 points	19-7	12-3	7-4
Opp. scoring 110-119 points	16-10	10-2	6-8
Opp. scoring 120+ points	3-10	2-5	1-5

## Number of Times Recording

	Points				Reb 10+	Ast 10+	Double-Doubles	Stl 3+	Blk 3+
	10+	20+	30+	40+					
Anthony	4	3			1				
Capela	56	20	1		53		45	2	12
Carter-Williams	3								
Clark	2								2
Ennis	12							2	
Fariéd	19	3			12		12	1	1
Gordon	58	20	3					3	1
Green	31	3							1
Harden	78	75	57	28	17	24	34	23	3
House Jr.	18								
Knight	1								
Nené	3								1
Paul	48	18	1		4	18	18	16	
Rivers	20	2							1
Shumpert	1								
Tucker	23	2			8		3		17

## Number of Times Leading Team In.

	Pts	Reb	Ast	Stl	Blk	Min
	Anthony	1	1		1	1
Capela	2	55		5	43	10
Carter-Williams				1	1	
Chiozza					1	
Clark		1		3	9	
Edwards						
Ennis				6	4	1
Fariéd		11		1	10	
Gordon	3			5	11	5
Green				4	10	1
Harden	73	18	43	34	23	39
Hartenstein				4	4	
House Jr.				4	6	2
Knight						
Nené				2	6	
Paul	3	1	42	24	9	5
Rivers			6	3	5	7
Shumpert				1	2	
Tucker		3	2	27	8	11

## STARTING LINEUPS

Forward	Forward	Center	Guard	Guard	Record	Dates
Ennis	Tucker	Capela	Harden	Paul	10-7	10/17 - 10/20; 11/3 - 11/23; 11/30 - 12/8
Ennis	Tucker	Capela	Harden	Gordon	0-4	10/21; 11/24-11/28
Carter-Williams	Tucker	Capela	Harden	Gordon	0-1	10/24
Anthony	Tucker	Capela	Gordon	Paul	0-2	10/26 - 10/30
Ennis	Tucker	Capela	Gordon	Paul	1-0	11/2
Gordon	Tucker	Capela	Harden	Paul	21-5	12/11 - 12/20; 2/21; 2/27; 3/3 - 3/13; 3/17 - 3/19; 3/22 - 4/9
House Jr.	Tucker	Capela	Harden	Gordon	5-0	12/22 - 12/29; 3/15
House, Jr.	Tucker	Capela	Harden	Rivers	4-3	12/31 - 1/13
House, Jr.	Tucker	Nené	Harden	Rivers	1-0	1/14
Gordon	Tucker	Clark	Harden	Rivers	0-1	1/16
Gordon	Ennis	Tucker	Harden	Rivers	1-0	1/19
Gordon	Tucker	Nené	Harden	Rivers	0-1	1/21
Gordon	Tucker	Fariéd	Harden	Rivers	2-0	1/23 - 1/25
Gordon	Tucker	Fariéd	Harden	Paul	3-4	1/27 - 2/1; 2/6; 2/9 - 2/13
Ennis	Tucker	Fariéd	Harden	Gordon	1-0	2/2
Ennis	Tucker	Fariéd	Harden	Paul	1-0	2/4
Fariéd	Tucker	Capela	Gordon	Paul	1-0	2/23
Fariéd	Tucker	Capela	Harden	Paul	1-0	2/25
Clark	Tucker	Capela	Harden	Paul	1-0	2/28
Shumpert	Tucker	Capela	Harden	Paul	0-1	3/20

## GAMES MISSED DUE TO INJURIES/SUSPENSIONS/ETC (Does not include games missed from injuries/illness sustained in G League)

Player	Reason	Dates Out	Missed	Player	Reason	Dates Out	Missed
Chris	Left Ankle Sprain	10/17 - 10/26;	8	Gordon	Right Adductor Strain	11/3 - 11/8	3
		12/8 - 12/13			Rgt. Knee Contusion/Soreness	12/31 - 1/14; 2/4	9
Knight	Left Knee Injury/Soreness	10/17 - 11/28;	32	Carter-Williams	Illness	11/8	1
		12/1 - 12/11;		Green	Right Ankle Sprain	11/11 - 11/13	2
		1/13 - 1/27			Right Ankle Soreness	11/26 - 11/28	2
Nené	Right Calf Tightness/Strain	10/17 - 10/20;	20		Left Adductor Strain	3/26 - 4/2	4
		10/24 - 11/30		Capela	Right Thumb Injury	1/14 - 2/13	15
	Sore Right Calf	2/11	1	Rivers	Sore Right Elbow	2/13	1
Zhou Qi	Left Knee Sprain	10/17 - 10/26	5	Shumpert	Sore Right Knee	2/21 - 2/13	2
	Left Ankle Sprain	11/23 - 12/15	12		Sore Right Calf	2/28 - 3/5	3
Paul	League Suspension	10/21 - 10/24	2	Fariéd	Left Hip Contusion	2/28 - 3/10	5
	Sore Left Leg	11/26 - 11/28	2		Left Knee Soreness	3/20; 3/26 - 3/30	3
	Left Hamstring Strain	12/22 - 1/25	17	Terrence Jones	Illness	3/11	1
Ennis	Right Hamstring Strain	10/24 - 10/30;	13	<b>Totals</b>			<b>168</b>
		12/13 - 12/31					
	Left Calf Laceration	1/16	1				
Harden	Left Hamstring Strain	10/26 - 11/2	3				
	Cervical Strain	2/23	1				



# Quarter-by-Quarter Scoring

HOUSTON ROCKETS													OPPONENTS												
DATE	OPP	H	W	1ST					2ND			1ST OT	2ND OT	TOTAL	1ST	2ND	1ST HALF			2ND HALF			1ST OT	2ND OT	TOTAL
				GM	1ST	2ND	3RD	4TH	5TH	1ST	2ND						3RD	4TH	1ST	2ND	3RD	4TH			
17-Oct	NO	H	L	1	29	25	54	30	28	58			112	35	36	71	30	30	60	60	131			131	
20-Oct	LAL	A	W	2	31	35	66	32	26	58			124	28	34	62	35	18	53	115	115			115	
21-Oct	LAC	A	L	3	24	29	53	31	28	59			112	29	25	54	39	22	61	115	115			115	
24-Oct	UTA	H	L	4	29	15	44	22	23	45			89	24	28	52	23	25	48	100	100			100	
26-Oct	LAC	H	L	5	30	31	61	22	30	52			113	31	39	70	26	37	63	133	133			133	
30-Oct	POR	H	L	6	15	21	36	26	23	49			85	19	32	51	34	19	53	104	104			104	
2-Nov	BKN	A	W	7	25	31	56	35	28	63			119	32	29	61	25	25	50	111	111			111	
3-Nov	CHI	A	W	8	27	27	54	21	21	42			96	28	28	56	7	25	32	88	88			88	
5-Nov	IND	A	W	9	29	24	53	16	29	45			98	22	33	55	20	19	39	94	94			94	
8-Nov	OKC	A	L	10	19	26	45	15	20	35			80	29	30	59	21	18	39	98	98			98	
10-Nov	SA	A	L	11	21	29	50	21	18	39			89	20	32	52	20	24	44	96	96			96	
11-Nov	IND	H	W	12	32	44	76	26	13	39			115	31	23	54	27	22	49	103	103			103	
13-Nov	DEN	A	W	13	27	27	54	32	23	55			109	30	25	55	21	23	44	99	99			99	
15-Nov	GS	H	W	14	25	22	47	29	31	60			107	19	22	41	22	23	45	86	86			86	
17-Nov	SAC	H	W	15	36	35	71	38	23	61			132	29	30	59	27	26	53	112	112			112	
21-Nov	DET	H	W	16	31	25	56	37	33	70			126	29	28	57	26	41	67	124	124			124	
21-Nov	DET	A	L	17	30	26	56	23	19	42	13		111	34	27	61	17	20	37	116	116		18	116	
24-Nov	CLE	A	L	18	30	28	58	25	25	50			108	29	34	63	30	24	54	117	117			117	
26-Nov	WAS	A	L	19	42	23	65	33	27	60	6		131	30	37	67	27	31	58	135	135		10	135	
28-Nov	DAL	H	L	20	28	28	56	33	19	52			108	36	38	74	22	32	54	128	128			128	
30-Nov	SA	A	W	21	39	31	70	40	26	86			136	23	24	47	27	31	58	105	105			105	
1-Dec	CHI	H	W	22	38	18	56	31	34	65			121	22	24	46	29	30	59	105	105			105	
3-Dec	MIA	A	L	23	24	38	62	20	9	29			91	24	24	48	38	17	55	103	103			103	
6-Dec	UTA	A	L	24	18	27	45	11	35	46			91	27	26	53	38	27	65	118	118			118	
8-Dec	DAL	A	L	25	30	27	57	27	20	47			104	32	24	56	28	23	51	107	107			107	
11-Dec	POR	H	W	26	27	24	51	30	30	60			111	29	25	54	24	26	50	104	104			104	
13-Dec	LAL	H	W	27	29	33	62	28	36	64			126	24	32	56	32	23	55	111	111			111	
15-Dec	MEM	A	W	28	36	25	61	18	26	44			105	29	11	40	25	32	57	97	97			97	
17-Dec	UTA	H	W	29	25	25	50	33	19	52			102	23	14	37	36	24	60	97	97			97	
19-Dec	WAS	H	W	30	34	36	70	31	35	86			136	28	30	58	32	28	60	118	118			118	
20-Dec	MIA	A	L	31	33	25	58	18	23	41			99	21	32	53	29	19	48	101	101			101	
22-Dec	SA	H	W	32	28	13	41	43	24	67			108	26	17	43	26	32	58	101	101			101	
25-Dec	OKC	H	W	33	22	30	52	34	27	61			113	22	38	60	28	21	49	109	109			109	
27-Dec	BOS	H	W	34	35	22	57	35	35	70			127	24	31	55	31	27	58	113	113			113	
29-Dec	NO	A	W	35	30	23	53	24	31	55			108	20	30	50	26	28	54	104	104			104	
31-Dec	MEM	H	W	36	27	34	61	25	27	52			113	18	20	38	35	28	63	101	101			101	
3-Jan	GS	A	W	37	22	31	53	39	27	66	16		135	34	36	70	28	21	49	134	134		15	134	
5-Jan	POR	A	L	38	30	16	46	31	24	55			101	30	29	59	27	24	51	110	110			110	
7-Jan	DEN	H	W	39	33	37	70	26	29	55			125	35	25	60	29	24	53	113	113			113	
9-Jan	MIL	H	L	40	29	31	60	23	26	49			109	26	28	54	38	24	62	116	116			116	
11-Jan	CLE	H	W	41	42	35	77	36	28	64			141	22	27	49	32	32	64	113	113			113	
13-Jan	ORL	A	L	42	26	33	59	29	21	50			109	18	34	52	34	30	64	116	116			116	
14-Jan	MEM	H	W	43	24	30	54	33	25	58			112	29	19	48	22	24	46	94	94			94	
16-Jan	BKN	H	L	44	30	24	54	40	37	77	11		142	34	28	62	23	46	69	145	145		14	145	
19-Jan	LAL	H	W	45	26	20	46	36	38	74	18		138	39	25	64	22	34	56	134	134			134	
21-Jan	PHI	A	L	46	26	24	50	13	30	43			93	30	35	65	29	27	56	121	121			121	
23-Jan	NY	A	W	47	28	30	58	30	26	56			114	31	32	63	15	32	47	110	110			110	
25-Jan	TOR	H	W	48	33	37	70	26	25	51			121	20	41	61	28	30	58	119	119			119	
27-Jan	ORL	H	W	49	18	35	53	21	29	50			103	34	27	61	21	16	37	98	98			98	
29-Jan	NO	H	L	50	35	31	66	25	25	50			116	28	31	59	35	27	62	121	121			121	
1-Feb	DEN	A	L	51	43	28	71	24	27	51			122	35	48	83	30	23	53	136	136			136	
2-Feb	UTA	A	W	52	31	32	63	28	34	62			125	27	23	50	19	29	48	98	98			98	
4-Feb	PHO	A	W	53	32	31	63	31	24	55			118	28	29	57	23	30	53	110	110			110	
6-Feb	SAC	A	W	54	32	44	76	28	23	51			127	28	17	45	29	27	56	101	101			101	
9-Feb	OKC	H	L	55	28	42	70	20	22	42			112	25	23	48	42	27	69	117	117			117	
11-Feb	DAL	H	W	56	25	29	64	28	28	56			120	22	28	50	28	26	54	104	104			104	
13-Feb	MIA	A	L	57	29	29	58	26	27	53			111	28	24	52	35	34	69	121	121			121	
21-Feb	LAL	A	L	58	32	26	58	32	16	48			106	22	30	52	31	28	59	111	111			111	
23-Feb	GS	A	W	59	35	26	61	31	26	57			118	20	34	54	32	26	58	112	112			112	
25-Feb	ATL	H	W	60	39	21	60	35	24	59			119	28	32	60	25	26	51	111	111			111	
27-Feb	CHA	A	W	61	41	21	62	28	28	56			118	33	36	69	25	19	44	113	113			113	
28-Feb	MIA	H	W	62	33	22	55	31	35	66			121	32	37	69	29	20	49	118	118			118	
3-Mar	BOS	A	W	63	33	32	65	35	15	50			115	23	20	43	35	26	61	104	104			104	
5-Mar	TOR	A	W	64	23	32	55	14	38	52			107	19	18	37	34	24	58	95	95			95	
8-Mar	PHI	H	W	65	37	22	59	28	20	48			107	21	23	44	21	26	47	91	91			91	
10-Mar	DAL	A	W	66	25	33	58	23	13	36			94	26	28	54	18	21	39	93	93			93	
11-Mar	CHA	H	W	67	38	33	71	22	25	47			118	19	25	44	36	26	62	106	106			106	
13-Mar	GS	H	L	68	23	29	52	26	26	52			104	33	21	54	31	21	52	102	102			102	
15-Mar	PHO	H	W	69	26	29	55	28	25	53			108	31	26	57	28	17	45	106	106			106	
17-Mar	MIN	H	W	70	26	24	50	43	24	67			117	30	19	49	29	24	53	102	102			102	
19-Mar	ATL	A	W	71	25	28	53	31	37	68			121	25	22	47	25	33	58	105	105			105	
20-Mar	MEM	A	L	72</																					

# Miscellaneous Scoring

HOUSTON ROCKETS														OPPONENTS																									
Bench				In The				Second				Fast				Pts off of				Bench				In The				Second				Fast				Pts off of			
DATE	OPP	W/L	GM	Pts	Avg	Paint	Avg	Chance	Avg	Break	Avg	Turnovers	Avg	Pts	Avg	Paint	Avg	Chance	Avg	Break	Avg	Turnovers	Avg	Pts	Avg	Paint	Avg	Chance	Avg	Break	Avg	Turnovers	Avg						
17-Oct	NO	H	L	1	40	40.0	44	44.0	10	10.0	14	14.0	13	13.0	28	28.0	76	76.0	16	16.0	19	19.0	18	18.0															
20-Oct	LAL	A	W	2	29	34.5	52	48.0	8	9.0	17	15.5	18	15.5	45	36.5	68	72.0	10	13.0	22	20.5	22	20.0															
21-Oct	LAC	A	L	3	28	32.3	54	50.0	10	9.3	15	15.3	18	16.3	56	34.0	64	69.3	19	15.0	13	18.0	25	21.7															
24-Oct	UTA	H	L	4	26	30.8	36	46.5	13	10.3	8	13.5	24	18.3	27	39.0	48	64.0	15	15.0	13	16.8	13	19.5															
26-Oct	LAC	H	L	5	41	32.8	40	45.2	22	12.6	12	13.2	9	16.4	85	48.2	50	61.2	9	13.8	11	15.6	12	18.0															
30-Oct	POR	H	L	6	26	31.7	38	44.0	16	13.2	8	12.3	15	16.2	29	45.0	48	59.0	9	13.0	12	15.0	14	17.3															
30-Nov	BKN	A	W	7	37	32.4	46	44.3	10	12.7	9	11.9	17	16.3	39	44.1	50	57.7	12	12.9	3	13.3	8	16.0															
3-Nov	CHI	A	W	8	31	32.3	28	42.3	10	12.4	11	11.8	21	16.9	21	41.3	34	54.8	0	11.3	11	13.0	16	16.0															
5-Nov	IND	A	W	9	21	31.0	34	41.3	2	11.2	8	11.3	14	16.6	32	40.2	42	53.3	15	11.7	8	12.4	18	16.2															
8-Nov	OKC	A	L	10	15	29.4	38	41.0	19	12.0	11	11.3	19	16.8	20	38.2	42	52.2	18	12.3	7	11.9	16	16.2															
10-Nov	SAC	A	L	11	35	29.9	42	41.1	12	12.0	12	11.4	20	17.1	27	37.2	32	50.4	9	12.0	9	11.6	8	15.5															
11-Nov	IND	H	W	12	19	29.0	32	40.3	12	12.0	9	11.2	11	16.6	26	36.3	46	50.0	10	11.8	13	11.8	21	15.9															
13-Nov	DEN	A	W	13	14	27.8	48	40.9	10	11.8	8	10.9	19	16.8	36	36.2	40	49.2	4	11.2	5	11.2	25	16.6															
15-Nov	GS	H	W	14	38	28.6	38	40.7	23	12.6	11	10.9	29	17.6	46	36.9	38	48.4	10	11.1	8	11.0	7	15.9															
17-Nov	SAC	H	W	15	36	29.1	50	41.3	8	12.3	17	11.3	17	17.6	62	38.6	64	49.5	23	11.9	14	11.2	24	16.5															
21-Nov	DET	H	W	16	16	28.3	50	41.8	5	11.9	16	11.6	15	17.4	44	38.9	46	49.3	19	12.4	8	11.0	30	17.3															
21-Nov	DET	A	L	17	13	27.4	58	42.9	16	12.1	17	11.9	10	17.0	25	38.1	58	49.8	18	12.7	13	11.1	17	17.3															
24-Nov	CLE	A	L	18	16	26.7	44	42.9	14	12.2	7	11.7	17	17.0	44	38.4	52	49.9	23	13.3	9	11.0	22	17.6															
24-Nov	WAS	A	L	19	9	25.8	56	43.6	19	12.6	9	11.5	16	16.9	45	38.8	62	50.5	15	13.4	8	10.8	14	17.4															
28-Nov	DAL	H	L	20	25	25.8	54	44.1	21	13.0	20	12.0	17	17.0	61	39.9	50	50.5	25	14.0	8	10.7	20	17.5															
30-Nov	SAC	A	W	21	60	27.4	52	44.5	13	13.0	16	12.1	15	16.9	48	40.3	48	50.4	11	13.8	7	10.5	8	17.0															
1-Dec	CHI	H	W	22	40	28.0	46	44.5	18	13.2	16	12.3	15	16.8	29	39.8	52	50.5	11	13.7	10	10.5	14	16.9															
3-Dec	MIL	A	L	23	21	27.7	40	44.3	5	12.9	16	12.5	12	16.6	21	39.0	44	50.2	14	13.7	7	10.3	21	17.1															
6-Dec	UTA	A	L	24	50	28.6	42	44.3	17	13.0	4	12.1	10	16.3	67	40.1	70	51.0	18	13.9	16	10.6	33	17.8															
8-Dec	DAL	A	L	25	19	28.2	42	44.2	13	13.0	10	12.0	17	16.3	25	39.5	50	51.0	20	14.1	20	11.0	19	17.8															
11-Dec	POR	H	W	26	37	28.5	64	44.9	17	13.2	22	12.4	15	16.3	13	38.5	46	50.8	17	14.2	8	10.8	8	17.4															
13-Dec	LAL	H	W	27	27	28.5	48	45.0	27	13.7	12	12.4	20	16.4	25	38.0	54	50.9	9	14.0	15	11.0	22	17.6															
15-Dec	MEM	A	W	28	19	28.1	38	44.8	9	13.5	10	12.3	10	16.2	37	38.0	62	51.3	8	13.8	15	11.1	10	17.3															
17-Dec	UTA	H	W	29	11	27.6	36	44.5	7	13.3	16	12.4	23	16.4	25	37.5	40	50.9	15	13.9	7	11.0	15	17.2															
19-Dec	WAS	H	W	30	33	27.7	42	44.4	16	13.4	11	12.4	17	16.4	33	37.4	66	51.4	6	13.6	11	11.0	18	17.3															
20-Dec	MIA	A	L	31	20	27.5	20	43.6	9	13.3	9	12.3	14	16.4	35	37.3	52	51.4	28	14.1	7	10.9	7	16.9															
22-Dec	SA	H	W	32	20	27.3	32	43.3	26	13.7	3	12.0	11	16.2	25	36.9	52	51.4	7	13.8	10	10.8	15	16.9															
25-Dec	OKC	H	W	33	19	27.0	54	43.6	23	13.9	13	12.0	19	16.3	20	36.4	64	51.8	9	13.7	19	11.1	21	17.0															
27-Dec	BOS	H	W	34	27	27.0	46	43.6	18	14.1	9	11.9	12	16.1	41	36.5	44	51.6	8	13.5	10	11.1	12	16.9															
29-Dec	NO	A	W	35	20	26.8	32	43.3	14	14.1	4	11.7	15	16.1	16	35.9	56	51.7	6	13.3	22	11.4	17	16.9															
31-Dec	MEM	H	W	36	19	26.6	26	42.8	12	14.0	4	11.5	9	15.9	34	35.9	50	51.7	4	13.1	18	11.6	18	16.9															
3-Jan	GS	A	W	37	24	26.5	44	42.9	12	13.9	23	11.8	18	16.0	26	35.6	60	51.9	21	13.3	28	12.0	13	16.8															
5-Jan	POR	A	L	38	22	26.4	44	42.9	7	13.8	7	11.7	9	15.8	23	35.3	54	51.9	21	13.5	14	12.1	17	16.8															
7-Jan	DEN	H	W	39	31	26.5	32	42.6	7	13.6	10	11.6	16	15.8	51	35.7	60	52.2	15	13.5	23	12.3	19	16.8															
9-Jan	MIL	H	L	40	25	26.5	24	42.2	14	13.6	2	11.4	11	15.7	33	35.6	70	52.6	12	13.5	19	12.5	21	17.0															
11-Jan	CLE	H	W	41	43	26.9	42	42.1	4	13.4	8	11.3	24	15.9	59	36.2	58	52.7	12	13.4	11	12.5	21	17.0															
13-Jan	MEM	H	L	42	7	26.4	36	42.5	10	13.3	19	11.5	18	15.9	37	36.2	56	52.8	17	13.5	8	12.4	15	17.0															
14-Jan	ORL	A	W	43	22	26.3	32	42.2	14	13.3	8	11.4	27	16.2	41	36.3	50	52.7	10	13.4	13	12.4	19	17.0															
16-Jan	BKN	H	L	44	31	26.4	44	42.3	10	13.2	19	11.6	22	16.3	63	36.9	74	53.2	23	13.7	22	12.6	18	17.1															
19-Jan	LAL	H	W	45	28	26.4	34	42.1	10	13.3	10	11.6	21	16.4	62	37.5	68	53.6	20	13.8	17	12.7	16	17.0															
21-Jan	PHI	A	L	46	42	26.8	38	42.0	8	13.1	17	11.7	13	16.3	44	37.6	56	53.6	15	13.8	21	12.9	11	16.9															
23-Jan	NY	A	W	47	15	26.5	48	42.1	14	13.1	12	11.7	30	16.6	51	37.9	46	53.4	11	13.8	12	12.9	20	17.0															
25-Jan	TOR	H	W	48	10	26.2	62	42.5	20	13.3	8	11.6	26	16.8	22	37.6	52	53.4	12	13.7	16	12.9	21	17.1															
27-Jan	ORL	H	W	49	18	26.0	44	42.6	12</																														

# Standings

## Eastern Conference

	W	L	PCT	GB	HOME	ROAD
<b>ATLANTIC</b>						
Toronto	58	24	.707	-	32-9	26-15
Philadelphia	51	31	.622	7	31-10	20-21
Boston	49	33	.598	9	28-13	21-20
Brooklyn	42	40	.512	16	23-18	19-22
New York	17	65	.207	41	9-32	8-33
<b>CENTRAL</b>						
Milwaukee	60	22	.732	-	33-8	27-14
Indiana	48	34	.585	12	29-12	19-22
Detroit	41	41	.500	19	26-15	15-26
Chicago	22	60	.268	38	9-32	13-28
Cleveland	19	63	.232	41	13-28	6-35
<b>SOUTHEAST</b>						
Orlando	42	40	.512	-	25-16	17-24
Charlotte	39	43	.476	3	25-16	14-27
Miami	39	43	.476	3	19-22	20-21
Washington	32	50	.390	10	22-19	10-31
Atlanta	29	53	.354	13	17-24	12-29

## Western Conference

	W	L	PCT	GB	HOME	ROAD
<b>SOUTHWEST</b>						
Houston	53	29	.646	-	31-10	22-19
San Antonio	48	34	.585	5	32-9	16-25
Dallas	33	49	.402	20	24-17	9-32
Memphis	33	49	.402	20	21-20	12-29
New Orleans	33	49	.402	20	19-22	14-27
<b>NORTHWEST</b>						
Denver	54	28	.659	-	34-7	20-21
Portland	53	29	.646	1	32-9	21-20
Utah	50	32	.610	4	29-12	21-20
Oklahoma City	49	33	.598	5	27-14	22-19
Minnesota	36	46	.439	18	25-16	11-30
<b>PACIFIC</b>						
Golden State	57	25	.695	-	30-11	27-14
L.A. Clippers	48	34	.585	9	26-15	22-19
Sacramento	39	43	.476	18	24-17	15-26
L.A. Lakers	37	45	.451	20	22-19	15-26
Phoenix	19	63	.232	38	12-29	7-34

## Head-to-Head Win Grid

	ATL	BOS	BRK	CHA	CHI	CLE	DAL	DEN	DET	GS	HOU	IND	LAC	LAL	MEM	MIA	MIL	MIN	NO	NY	OKC	ORL	PHI	PHO	POR	SAC	SA	TOR	UTA	WAS	
ATL	--	0	0	1	2	2	1	1	1	0	0	0	1	1	1	3	1	2	2	1	1	0	3	2	0	0	0	0	1	2	
BOS	4	--	2	2	2	4	1	0	3	1	0	3	0	1	2	3	1	2	2	3	2	0	3	1	0	2	0	2	0	3	
BRK	3	2	--	2	3	3	1	2	2	0	1	1	0	2	1	2	1	0	1	3	0	2	2	2	2	0	2	1	1	0	2
CHA	3	2	2	--	2	3	0	1	4	0	0	1	0	0	2	2	1	1	1	2	0	2	0	2	0	1	2	2	0	3	
CHI	2	1	1	1	--	3	0	0	0	0	0	0	0	0	2	1	0	0	0	1	1	2	1	2	0	0	1	0	0	3	
CLE	1	0	1	1	1	--	0	0	0	1	0	1	1	0	1	1	0	1	0	0	3	0	1	1	1	0	0	0	1	0	2
DAL	1	1	1	2	2	2	--	0	1	2	2	1	2	0	1	0	0	2	1	1	3	1	1	2	2	0	0	0	0	1	1
DEN	1	2	0	1	2	2	3	--	1	1	1	1	3	2	2	2	0	4	2	2	4	2	1	3	3	3	2	2	1	1	2
DET	2	1	1	0	4	3	1	1	--	1	1	1	1	1	2	2	0	2	1	4	0	3	1	2	1	0	0	3	0	2	
GS	2	1	2	2	2	2	3	1	1	--	1	2	3	3	3	1	1	3	3	2	2	1	1	3	2	4	1	0	2	2	
HOU	2	2	1	2	2	1	2	3	1	3	--	2	1	3	3	1	0	1	2	2	1	1	1	3	1	4	3	2	2	1	
IND	4	1	2	2	2	4	3	1	1	3	0	--	1	1	1	3	1	2	4	1	1	1	2	0	1	1	1	1	2	3	
LAC	1	2	2	2	2	2	2	1	1	2	1	1	--	2	3	1	1	2	1	2	2	2	2	0	4	1	4	2	0	1	
LAL	1	1	0	2	2	1	3	1	1	1	1	1	2	--	1	2	0	1	3	0	1	2	0	3	2	3	1	0	2	1	
MIA	1	1	2	2	2	2	4	2	0	2	1	1	0	1	0	2	--	1	0	2	3	1	1	1	1	2	0	2	0	1	3
MEM	1	0	1	0	0	1	3	1	0	1	1	1	1	2	--	0	1	2	2	1	1	1	1	2	2	1	2	0	3	1	
MIL	3	2	3	3	4	3	2	2	4	1	2	3	1	2	1	3	--	2	2	3	0	2	2	2	0	1	2	1	3	1	2
MIN	0	0	2	1	2	2	1	0	0	1	2	1	1	3	2	2	0	--	2	2	3	1	0	2	1	2	1	0	1	1	
NO	0	0	1	1	2	2	3	2	1	0	2	0	2	1	2	0	0	2	--	1	2	0	0	2	0	3	1	1	1	1	
NY	3	1	1	1	2	0	1	0	0	0	0	0	0	2	1	0	1	0	1	--	0	1	0	0	0	0	0	0	1	0	
OKC	1	0	2	2	1	2	1	0	2	1	3	1	2	2	2	1	2	1	2	2	--	2	1	4	4	1	1	1	4	1	
ORL	4	3	1	2	2	2	1	0	1	1	3	0	2	1	3	1	1	2	3	0	1	--	2	1	0	0	1	2	1	1	
PHI	1	1	2	4	3	2	1	1	3	1	1	3	2	2	1	2	1	2	2	4	1	2	--	2	0	1	1	1	2	2	
PHO	0	1	0	0	0	1	2	1	0	1	0	0	1	1	1	2	1	2	2	2	0	1	0	--	0	1	1	0	0	0	
POR	2	2	2	2	2	2	2	1	1	2	2	2	3	2	2	0	1	3	2	2	3	2	2	2	--	2	2	1	2	1	
SAC	2	0	0	1	2	2	3	0	2	0	0	1	0	1	3	2	0	2	1	2	3	2	1	3	1	--	3	0	1	1	
SA	2	2	1	0	1	2	4	2	2	2	1	1	2	3	2	0	1	3	3	1	2	1	1	3	2	0	--	1	1	2	
TOR	3	2	3	1	4	3	2	0	0	2	0	2	2	2	4	1	2	1	4	1	2	3	2	1	2	1	--	2	4	0	
UTA	1	2	2	2	2	2	3	3	2	1	2	0	2	2	1	1	1	3	2	2	0	1	0	4	2	3	2	0	--	2	
WAS	2	0	2	1	1	2	1	1	1	0	1	1	1	1	1	1	1	1	1	3	1	3	1	2	1	1	0	0	0	--	

Season In Review

# League Leaders

## Points Per Game

	G	FG	PTS	AVG
Harden, Hou.	78	843	754	2818
George, OKC.	77	707	453	2159
Antetokounmpo, Mil.	72	721	500	1994
Embiid, Phil.	64	580	522	1761
Curry, G.S.	69	632	263	1881
Leonard, Tor.	60	560	364	1596
Booker, Ph.	64	586	393	1700
Durant, G.S.	78	721	448	2027
Lillard, Por.	80	681	468	2067
Walker, Cha.	82	731	380	2102
Beal, Was.	82	764	362	2099
Griffin, Det.	75	619	414	1841
Towns, Min.	67	681	376	1880
Irving, Bos.	67	604	214	1596
Mitchell, Utah	77	661	319	1829
LeVine, Chi.	63	630	312	1492
Westbrook, OKC.	73	630	296	1675
Thompson, G.S.	73	655	129	1680
Randle, N.O.	73	571	356	1565
Aldridge, S.A.	81	684	349	1727

## Field Goal Percentage

	FG	FGA	PCT
Gobert, Utah	476	712	669
Capela, Hou.	474	732	648
McGee, LA-L	400	641	624
Bryant, Was.	309	502	616
Harrell, LA-C	546	888	615
Adams, OKC.	481	809	595
Sabonis, Ind.	413	700	590
Allen, Brk.	335	568	590
Favors, Utah	363	619	586
Ayton, Ph.	509	870	585

## Steals Per Game

	G	STL	AVG
George, OKC.	77	170	2.21
Harden, Hou.	78	158	2.03
Paul, Hou.	58	114	1.97
Westbrook, OKC.	73	142	1.95
Butler, Min.-Phi.	83	143	1.71
Smart, Bos.	80	143	1.79
Leonard, Tor.	60	106	1.77
Drummond, Det.	79	136	1.72
Fox, Sac.	81	133	1.64
Holiday, N.O.	67	109	1.63

## Rebounds Per Game

## Rebounds Per Game

	G	OFF	DEF	TOT	AVG
Drummond, Det.	79	423	809	1232	15.6
Embiid, Phil.	64	160	711	871	13.6
Jordan, Dal.-N.Y.	69	225	677	902	13.1
Gobert, Utah	81	309	732	1041	12.9
Capela, Hou.	67	298	580	888	12.7
Antetokounmpo, Mil.	72	159	739	898	12.5
Towns, Min.	77	263	691	954	12.4
Vucevic, Ori.	80	224	736	960	12.0
Whiteside, Mia.	72	257	560	817	11.3
Westbrook, OKC.	73	109	698	807	11.1
Jokic, Den.	80	228	637	865	10.8
Nurkic, Por.	72	243	505	748	10.4
Ayton, Ph.	71	223	506	729	10.3
Kanter, N.Y.-Por.	67	257	402	659	9.8
Collins, All.	61	219	376	595	9.8
Adams, OKC.	80	391	369	760	9.5
Sabonis, Ind.	74	186	504	690	9.3
Aldridge, S.A.	81	251	493	744	9.2
B. Simmons, Phi.	79	172	525	697	8.8
Randle, N.O.	73	162	472	634	8.7

## 3-Point Percentage

	PCT.	3FG	3GA
Harris, Brk.	483	386	474
Green, Tor.	198	435	455
Curry, Por.	113	251	450
Curry, G.S.	354	810	347
Gallinari, LA-C	161	372	433
Bertans, S.A.	145	338	429
Hield, Sac.	278	651	427
Brogdon, Mil.	104	244	426
Forbes, S.A.	176	413	426
Bogdanovic, Ind.	164	386	425

## Blocks Per Game

	G	BLK	AVG
Turner, Ind.	74	199	2.69
Robinson, N.Y.	66	161	2.44
Gobert, Utah	81	187	2.31
Lopez, Mil.	81	179	2.21
McGee, LA-L	400	143	1.87
Embiid, Phil.	64	122	1.91
Whiteside, Mia.	72	136	1.89
Drummond, Det.	79	138	1.75
Towns, Min.	77	125	1.62
Antetokounmpo, Mil.	72	110	1.53

## Assists Per Game

	G	AST	AVG
Westbrook, OKC.	73	784	10.7
Lowry, Tor.	65	564	8.7
Paul, Hou.	58	473	8.2
Young, Atl.	81	653	8.1
Holiday, N.O.	67	518	7.7
B. Simmons, Phi.	79	610	7.7
Harden, Hou.	78	586	7.5
Fox, Sac.	81	590	7.3
Jokic, Den.	80	580	7.3
Russell, Brk.	81	563	7.0
Irving, Bos.	67	464	6.9
Lillard, Por.	80	551	6.9
Green, G.S.	66	454	6.9
Booker, Ph.	64	433	6.8
Conley, Mem.	70	449	6.4
DeRozan, S.A.	77	475	6.2
Rubio, Utah	68	416	6.1
Collison, Ind.	76	459	6.0
Donic, Dal.	72	429	6.0
Walker, Cha.	82	484	5.9

## Free Throw Percentage

	FT	FTA	PCT
Brogdon, Mil.	141	152	928
Curry, G.S.	263	287	916
Lillard, Por.	468	513	912
Gallinari, LA-C	367	406	904
Redick, Brk.	228	255	894
Lamb, Cha.	231	260	888
Green, Was.	183	206	888
Hield, Sac.	171	193	886
Durant, G.S.	448	506	885
Hood, Cle-Por.	137	155	884

## Minutes Per Game

	G	MIN	AVG
Beal, Was.	82	3028	36.9
George, OKC.	77	2841	36.9
Harden, Hou.	78	2867	36.8
Westbrook, OKC.	73	2630	36.0
Holiday, N.O.	67	2402	35.9
Lillard, Por.	80	2838	35.5
Booker, Ph.	64	2242	35.0
Griffin, Det.	75	2622	35.0
DeRozan, S.A.	77	2688	34.9
Walker, Cha.	82	2863	34.9

# Rookie Leaders

## Points Per Game

	G	FG	PTS	AVG
Donic, Dal.	72	506	346	1526
Young, Atl.	81	525	343	1549
Sexton, Cle.	82	519	214	1371
Ayton, Ph.	71	509	141	1159
Bagley, Sac.	62	356	181	923
Jackson, Mem.	58	298	151	798
Knox, N.Y.	75	338	162	963
Trier, N.Y.	64	232	179	695
Gilgeous-Alex., LA-C	82	341	156	889
Carter, Chi.	44	180	89	455
Huerter, Atl.	75	275	41	727
Brunson, Dal.	73	264	87	678
Shamet, Phi.-LA-C	79	240	75	722
Kurucs, Brk.	63	202	72	534
Bridges, Ph.	82	242	95	684
Jackson, N.O.	61	194	54	495
Okogie, Min.	74	196	118	570
Bridges, Cha.	80	237	58	597
Robinson, N.Y.	66	202	81	485
Giles, Sac.	58	175	58	408

## Field Goal Percentage

	FG	FGA	PCT
Robinson, N.Y.	202	291	694
Ayton, Ph.	509	870	585
Jackson, Mem.	298	589	506
Bagley, Sac.	356	706	504
Giles, Sac.	175	348	503
Carter, Chi.	180	371	485
Gilgeous-Alex., LA-C	341	716	476
Brunson, Dal.	264	565	467
Bridges, Cha.	237	511	464
Kurucs, Brk.	202	449	450

## Steals Per Game

	G	STL	AVG
Bridges, Ph.	82	129	1.57
Melton, Ph.	50	68	1.36
Okogie, Min.	74	88	1.17
Gilgeous-Alex., LA-C	82	96	1.17
Donic, Dal.	72	77	1.07
Williams, N.O.	46	45	0.98
Jackson, Mem.	58	52	0.90
Young, Atl.	81	72	0.89
Huerter, Atl.	75	65	0.87
Ayton, Ph.	71	61	0.86

## Rebounds Per Game

	G	OFF	DEF	TOT	AVG
Ayton, Ph.	71	223	506	729	10.3
Donic, Dal.	72	86	477	563	7.8
Bagley, Sac.	62	162	309	471	7.6
Carter, Chi.	44	87	220	307	7.0
Robinson, N.Y.	66	177	246	423	6.4
Bamba, Ori.	47	64	169	233	5.0
Williams, N.O.	46	55	164	219	4.8
Trier, N.Y.	58	73	199	272	4.7
Knox, N.Y.	75	61	274	335	4.5
Spellman, Atl.	46	72	122	194	4.2
Hutchison, Chi.	44	31	154	185	4.2
Bridges, Cha.	80	67	256	323	4.0
Kurucs, Brk.	63	56	190	246	3.9
Giles, Sac.	58	66	156	222	3.8
Bolden, Phi.	44	47	118	165	3.7
Young, Atl.	81	64	237	301	3.7
Huerter, Atl.	75	60	185	245	3.3
Bridges, Ph.	82	56	208	264	3.2
Trier, N.Y.	64	31	166	197	3.1
Okogie, Min.	74	41	177	218	2.9

## 3-Point Percentage

	PCT.	3FG	3GA
Shamet, Phi.-LA-C	167	396	422
Sexton, Cle.	119	296	402
Trier, N.Y.	52	132	394
Huerter, Atl.	136	353	385
Gilgeous-Alex., LA-C	51	139	367
Jackson, Mem.	51	142	359
Brunson, Dal.	63	181	348
Spellman, Atl.	44	128	344
Knox, N.Y.	125	364	343
Holiday, Ind.	43	127	339

## Blocks Per Game

	G	BLK	AVG
Robinson, N.Y.	66	161	2.44
Jackson, Mem.	58	82	1.41
Bamba, Ori.	47	64	1.36
Carter, Chi.	44	58	1.32
Williams, Bos.	32	40	1.25
Bagley, Sac.	62	59	0.95
Ayton, Ph.	71	67	0.94
Bolden, Phi.	44	39	0.89
Bridges, Cha.	80	49	0.61
Gilgeous-Alex., LA-C	82	45	0.55

## Assists Per Game

	G	AST	AVG
Young, Atl.	81	653	8.1
Donic, Dal.	72	429	6.0
Gilgeous-Alex., LA-C	82	270	3.3
Melton, Ph.	50	159	3.2
Brunson, Dal.	73	230	3.2
Sexton, Cle.	82	243	3.0
Huerter, Atl.	75	21	

# Team Leaders (Totals)

## Team Totals

TEAM	FIELD GOALS			3-POINTERS			FREE THROWS			REBOUNDS			PF	DQ	STL	TO	BLK	PTS	AVG.		
	G	MADE	ATT.	PCT.	MADE	ATT.	PCT.	MADE	ATT.	PCT.	OFF.	DEF.								TOT.	
Milw.	82	3555	7471	476	1105	3134	353	1471	1904	773	762	3316	4078	2136	1608	9	615	1137	486	9686	118.1
G.S.	82	3612	7361	491	1087	2824	385	1339	1672	801	797	2990	3787	2413	1757	7	625	1169	525	9650	117.7
N.O.	82	3581	7563	473	842	2449	344	1462	1921	761	909	2969	3878	2216	1732	7	610	1215	441	9466	115.2
Phil.	82	3407	7233	471	889	2474	359	1742	2258	771	892	3025	3917	2207	1745	6	606	1223	432	9445	115.4
LA-C	82	3384	7178	471	821	2118	388	1853	2340	792	796	2936	3732	1970	1913	11	561	1193	385	9442	115.1
Port.	82	3470	7427	467	904	2520	359	1558	1914	814	967	2968	3935	1887	1669	14	546	1135	413	9402	114.7
OKC.	82	3497	7706	454	932	2677	348	1461	2049	713	1031	2911	3942	1917	1839	20	766	1145	425	9387	114.5
Tor.	82	3460	7305	474	1015	2771	366	1449	1803	804	786	2920	3706	2085	1724	12	680	1150	437	9384	114.4
Sac.	82	3541	7637	464	927	2455	378	1354	1865	726	906	2819	3725	2083	1751	12	679	1095	363	9363	114.2
Wash.	82	3456	7387	468	930	2731	341	1508	1963	768	794	2679	3473	2154	1701	10	683	1154	379	9350	114.0
Hou.	82	3218	7163	449	1323	3721	356	1582	2001	791	836	2613	3449	1741	1803	6	700	1094	405	9341	113.9
Atl.	82	3392	7524	451	1067	3034	352	1443	1918	752	955	2825	3780	2118	1932	16	675	1397	419	9294	113.3
Minn.	82	3413	7483	456	827	2357	351	1570	1995	787	923	2750	3673	2018	1664	16	683	1074	411	9223	112.5
Bos.	82	3451	7423	465	1032	2829	365	1282	1598	802	804	2849	3653	2155	1670	6	706	1052	435	9216	112.4
Brk.	82	3301	7358	449	1047	2965	353	1555	2088	745	900	2919	3819	1954	1763	18	539	1236	339	9204	112.2
LA-L	82	3491	7425	470	847	2541	333	1336	1910	699	835	2985	3820	2096	1701	10	618	1284	440	9165	111.8
Utah	82	3314	7082	468	993	2789	356	1540	2092	736	820	2981	3801	2133	1728	2	663	1240	483	9161	111.7
S.A.	82	3468	7248	478	812	2071	392	1408	1720	819	757	2910	3667	2013	1487	4	501	992	386	9156	111.7
Cha.	82	3297	7362	448	977	2783	351	1510	1895	797	814	2778	3592	1950	1550	16	591	1001	405	9081	110.7
Den.	82	3439	7384	466	903	2571	351	1294	1714	755	972	2832	3804	2245	1644	11	634	1102	363	9075	110.7
Dall.	82	3182	7122	447	1022	3002	340	1541	2076	742	832	2884	3716	2118	1650	5	533	1167	351	8927	108.9
Ind.	82	3390	7135	475	779	2081	374	1298	1727	752	762	2766	3528	2128	1594	6	713	1122	404	8857	108.0
Phoe.	82	3289	7164	459	790	2400	329	1447	1858	779	748	2563	3311	1957	1932	16	735	1279	418	8815	107.5
Orl.	82	3316	7307	454	937	2623	356	1231	1575	782	822	2902	3724	2095	1526	6	543	1082	445	8800	107.3
Det.	82	3185	7238	440	993	2854	348	1415	1893	747	936	2752	3688	1845	1811	8	569	1135	331	8778	107.0
Miami	82	3251	7218	450	928	2658	349	1238	1782	695	921	2879	3800	1991	1712	3	627	1200	448	8668	105.7
Chi.	82	3266	7205	453	745	2123	351	1328	1695	783	718	2799	3517	1796	1663	12	603	1159	351	8605	104.9
N.Y.	82	3134	7241	433	823	2421	340	1484	1966	759	857	2811	3668	1646	1713	20	557	1151	422	8575	104.6
Clev.	82	3189	7184	444	847	2388	355	1342	1694	792	879	2619	3498	1698	1642	11	534	1106	195	8567	104.5
Mem.	82	3113	6924	450	811	2368	342	1453	1882	772	723	2703	3426	1963	1801	17	684	1147	448	8490	103.5

## Opponent Totals

TEAM	FIELD GOALS			3-POINTERS			FREE THROWS			REBOUNDS			PF	DQ	STL	TO	BLK	PTS	AVG.	Diff.	
	MADE	ATT.	PCT.	MADE	ATT.	PCT.	MADE	ATT.	PCT.	OFF.	DEF.	TOT.									
Ind.	3177	7059	450	932	2633	354	1298	1718	756	862	2718	3580	2006	1642	6	608	1284	425	8584	104.7	+3.3
Miami	3141	7116	441	973	2717	358	1432	1861	789	831	2792	3623	1913	1652	10	612	1159	389	8687	105.9	-0.2
Mem.	3083	6836	451	951	2639	360	1586	2023	784	781	2883	3664	1920	1758	9	625	1249	402	8703	106.1	-2.6
Utah	3276	7253	452	806	2273	355	1372	1822	753	733	2762	3495	1770	1835	19	695	1136	376	8730	106.5	+5.3
Orl.	3274	7185	456	858	2475	347	1336	1717	778	739	2922	3661	1892	1537	6	575	1064	362	8742	106.6	+0.7
Den.	3246	7084	458	887	2618	339	1372	1822	753	799	2685	3484	2016	1675	11	610	1109	407	8751	106.7	+4.0
Det.	3271	6969	469	786	2278	345	1470	1947	755	747	2834	3581	1940	1748	23	566	1153	419	8798	107.3	-0.2
Bos.	3239	7222	448	944	2748	344	1430	1872	764	852	2912	3764	1940	1602	9	556	1241	317	8852	108.0	+4.4
Tor.	3302	7352	449	882	2559	345	1399	1829	765	867	2804	3671	2012	1683	8	622	1225	368	8885	108.4	+6.1
Hou.	3313	7106	466	831	2444	340	1493	1944	768	899	2825	3724	1929	1640	4	607	1232	369	8950	109.1	+4.8
Milw.	3322	7669	433	1073	2976	361	1242	1694	733	813	2902	3715	2031	1653	6	557	1096	395	8959	109.3	+8.9
S.A.	3404	7354	463	961	2678	359	1249	1654	755	756	2844	3600	2025	1611	11	589	999	332	9018	110.0	+1.7
Dall.	3357	7315	459	918	2667	344	1400	1802	777	836	2840	3676	2011	1905	13	643	1065	368	9032	110.1	-1.3
Port.	3371	7384	457	878	2443	359	1438	1868	770	842	2670	3512	1906	1699	15	603	1014	420	9058	110.5	+4.2
OKC.	3343	7272	460	922	2592	356	1500	1971	761	811	2936	3747	2039	1844	10	672	1372	415	9108	111.1	+3.4
G.S.	3315	7471	444	955	2753	347	1535	1987	773	886	2750	3636	1989	1601	5	630	1105	295	9120	111.2	+6.5
Cha.	3436	7311	470	992	2748	361	1307	1660	787	825	2931	3756	2133	1686	7	565	1109	492	9171	111.8	-1.1
Brk.	3460	7581	456	848	2486	341	1442	1872	770	902	2889	3791	1944	1807	12	638	1104	432	9210	112.3	-0.1
Phil.	3418	7506	455	843	2464	342	1545	2011	768	823	2743	3566	1917	1816	13	634	1045	336	9224	112.5	+2.7
Chi.	3464	7316	473	990	2709	365	1377	1805	763	824	2918	3808	2094	1534	7	600	1092	473	9295	113.4	-8.4
LA-L	3438	7610	452	971	2784	349	1459	1862	784	924	2984	3842	2053	1706	6	683	1167	421	9306	113.5	-1.7
N.Y.	3434	7352	467	969	2673	363	1493	1948	766	881	3016	3897	2098	1708	7	607	1084	458	9330	113.8	-9.0
Minn.	3452	7386	467	1041	2752	378	1401	1827	767	921	2822	3743	2145	1795	12	537	1209	455	9346	114.0	-1.5
Clev.	3539	7148	495	984	2590	380	1293	1680	770	782	2835	3617	2107	1592	8	568	1022	459	9355	114.1	+9.6
LA-C	3423	7490	457	849	2477	343	1677	2159	777	925	2826	3511	1976	1969	28	677	1081	498	9372	114.3	-0.9
Sac.	3465	7430	466	986	2837	348	1539	1996	770	917	3015	3932	2024	1753	8	618	1304	420	9455	115.3	-1.1
N.O.	3549	7610	466	1006	2766	364	1471	1926	764	898	2855	3753	2174	1722	11	702	1113	445	9575	116.8	-1.3
Phoe.	3482	7230	482	912	2454	372	1705	2263	753	971	2897	3868	2126	1694	10	737	1285	411	9581	116.8	-9.3
Wash.	3560	7424	480	994	2689	370	1474	1895	778	936	2939	3875	2151	1741	11	631	1292	378	9588	116.9	-2.9
Atl.	3508	7417	473	1013	2820	359	1759	2321	758	871	2904	3775	2202	1817	12	810	1234	448	9788	119.4	-6.0
AVG	3369	7315	461	932	2625	355	1450	1892	766	848	2855	3704	2016	1714	11	626	1155	406	9119	111.2	---
TOTAL	101062	219458	---	27955	78																



# Team Leaders (Averages)

## Team Averages

TEAM	FIELD GOALS				3-POINTERS			FREE THROWS			REBOUNDS				STL	TO	BLK	PTS		
	G	MADE	ATT	PCT	MADE	ATT	PCT	MADE	ATT	PCT	OFF	DEF	TOT	AST					PF	DQ
All.	82	41.37	91.76	451	13.01	37.00	352	17.60	23.39	752	11.65	34.45	46.10	25.83	23.56	0.20	8.23	17.04	5.11	113.3
Bos.	82	42.09	90.52	465	12.59	34.50	365	15.63	19.49	802	9.80	34.74	44.55	26.28	20.37	0.07	8.61	12.83	5.30	112.4
Brk.	82	40.26	89.73	449	12.77	36.16	353	18.96	25.46	745	10.98	35.60	46.57	23.83	21.50	0.22	6.57	15.07	4.13	112.2
Cha.	82	40.21	89.78	448	11.91	33.94	351	18.41	23.11	797	9.93	33.88	43.80	23.23	18.90	0.20	7.21	12.21	4.94	110.7
Chi.	82	39.83	87.87	453	9.09	25.89	351	16.20	20.67	783	8.76	34.13	42.89	21.90	20.28	0.15	7.35	14.13	4.28	104.9
Clev.	82	38.89	87.61	444	10.33	29.12	355	16.37	20.66	792	10.72	31.94	42.62	20.71	20.02	0.13	6.51	13.49	2.38	104.4
Dall.	82	38.80	86.85	447	12.46	36.65	340	18.79	25.32	742	10.15	35.17	45.32	23.39	20.12	0.06	6.50	14.23	4.28	108.9
Den.	82	41.94	90.05	466	11.01	31.31	351	15.78	20.90	755	11.85	34.54	46.39	23.28	20.05	0.13	7.73	13.44	4.43	110.7
Det.	82	38.84	88.27	440	12.11	34.80	348	17.26	23.09	747	11.41	33.56	44.98	22.50	22.09	0.10	6.94	13.84	4.04	107.0
G.S.	82	44.05	89.77	491	13.26	34.44	385	16.33	20.39	801	9.72	36.46	46.18	29.43	21.43	0.09	7.62	14.26	6.40	117.7
Hou.	82	<b>39.24</b>	<b>87.35</b>	<b>449</b>	<b>16.13</b>	<b>45.38</b>	<b>356</b>	<b>19.29</b>	<b>24.40</b>	<b>791</b>	<b>10.20</b>	<b>31.87</b>	<b>42.06</b>	<b>21.23</b>	<b>21.99</b>	<b>0.07</b>	<b>8.54</b>	<b>13.34</b>	<b>4.94</b>	<b>113.9</b>
Ind.	82	41.34	87.01	475	9.50	25.38	374	15.83	21.06	752	9.29	33.73	43.02	25.95	19.44	0.07	8.70	13.68	4.93	108.0
LA-C	82	41.27	87.54	471	10.01	25.83	388	22.60	28.54	792	9.71	35.80	45.51	24.02	23.33	0.13	6.84	14.55	4.70	115.1
LA-L	82	42.57	90.55	470	10.33	30.99	333	16.29	23.29	699	10.18	36.40	46.59	25.56	20.74	0.12	7.54	15.66	5.37	111.8
Mem.	82	37.96	84.44	450	9.89	28.88	342	17.72	22.95	772	8.82	32.96	41.78	23.94	21.96	0.21	8.34	13.99	5.46	103.5
Miami	82	39.65	88.02	450	11.32	32.41	349	15.10	21.73	695	11.23	35.11	46.34	24.28	20.88	0.04	7.65	14.73	5.46	105.7
Milw.	82	43.35	91.11	476	13.48	38.22	353	17.94	23.22	773	9.29	40.44	49.73	26.05	19.61	0.11	7.50	13.87	5.93	118.1
Minn.	82	41.62	91.26	456	10.09	28.74	351	19.15	24.33	787	11.26	33.54	44.79	24.61	20.29	0.20	8.33	13.10	5.01	112.5
N.O.	82	43.67	92.23	473	10.27	29.87	344	17.83	23.43	761	11.09	36.21	47.29	27.02	21.12	0.09	7.44	14.82	5.38	115.4
N.Y.	82	38.22	88.30	433	10.04	29.52	340	18.10	23.85	759	10.45	34.28	44.73	20.07	20.89	0.24	6.79	14.04	5.15	104.6
OKC.	82	42.65	93.98	454	11.37	32.65	348	17.82	24.99	713	12.57	35.50	48.07	23.38	22.43	0.24	9.34	13.96	5.18	114.5
Orl.	82	40.44	89.11	454	11.43	32.11	356	15.01	19.21	782	10.02	35.39	45.41	25.55	18.61	0.07	6.62	13.20	5.43	107.7
Phil.	82	41.55	88.21	471	10.84	30.17	359	21.24	27.54	771	10.88	36.89	47.77	26.91	21.28	0.07	7.39	14.91	5.27	115.2
Phoe.	82	40.11	87.37	459	9.63	29.27	329	17.65	22.66	779	9.12	31.26	40.38	23.87	23.56	0.20	8.96	15.60	5.10	107.5
Port.	82	42.32	90.57	467	11.02	30.73	359	19.00	23.34	814	11.79	36.20	47.99	23.01	20.35	0.17	6.66	13.84	5.04	114.2
Sac.	82	43.18	93.13	464	11.30	29.94	378	16.51	22.74	726	11.05	34.48	45.43	25.40	21.35	0.15	8.28	13.35	4.43	114.2
S.A.	82	42.29	88.39	478	9.90	25.26	392	17.17	20.98	819	9.23	35.49	44.72	24.45	18.13	0.05	6.11	12.10	4.73	111.7
Tor.	82	42.20	89.09	474	12.38	33.79	366	17.67	21.99	804	9.59	35.61	45.20	25.43	21.02	0.15	8.29	14.02	5.31	114.4
Utah	82	40.41	86.37	468	12.11	34.01	356	18.78	25.51	736	10.00	36.35	46.35	26.01	21.07	0.02	8.09	15.12	5.89	111.7
Wash.	82	42.15	90.09	468	11.34	33.30	341	18.39	23.94	768	9.68	32.67	42.35	26.27	20.74	0.12	8.33	14.07	4.62	114.0

## Opponent Averages

TEAM	FIELD GOALS				3-POINTERS			FREE THROWS			REBOUNDS				STL	TO	BLK	PTS		
	G	MADE	ATT	PCT	MADE	ATT	PCT	MADE	ATT	PCT	OFF	DEF	TOT	AST					PF	DQ
All.	82	42.78	90.45	473	12.35	34.39	359	21.45	28.30	768	10.62	35.41	46.04	26.85	22.16	0.15	9.88	15.05	5.46	119.4
Bos.	82	39.50	88.07	448	11.51	33.52	344	17.44	22.83	764	10.39	35.51	45.90	23.66	19.54	0.11	7.78	15.13	3.87	108.0
Brk.	82	42.20	92.45	456	10.34	30.31	341	17.59	22.83	770	11.10	35.23	46.23	23.71	22.04	0.15	7.78	13.46	5.27	112.3
Cha.	82	41.90	89.16	470	12.10	33.51	361	15.94	20.24	787	10.06	35.74	45.80	26.01	20.56	0.09	6.89	13.52	6.00	111.8
Chi.	82	42.24	89.22	473	12.07	33.04	365	16.79	22.01	763	10.05	36.39	46.44	25.54	18.71	0.09	7.32	13.32	5.77	113.4
Clev.	82	43.16	87.17	495	12.00	31.59	380	15.77	20.49	770	9.54	34.57	44.11	25.70	19.41	0.10	6.93	12.46	5.60	114.1
Dall.	82	40.94	89.21	459	11.20	32.52	344	17.07	21.98	777	10.20	34.63	44.83	24.52	23.23	0.16	7.84	12.99	4.49	110.1
Den.	82	39.59	86.39	459	10.82	31.93	339	16.73	22.22	753	9.74	32.74	42.49	24.59	20.43	0.13	7.44	13.52	4.96	106.7
Det.	82	39.89	84.99	468	9.59	27.78	345	17.93	23.74	755	9.11	34.56	43.67	23.66	21.32	0.28	6.90	14.06	5.11	107.3
G.S.	82	40.43	91.11	444	11.65	33.57	347	18.72	24.23	773	10.80	33.54	44.34	24.26	19.52	0.06	7.68	13.48	3.60	111.2
Hou.	82	<b>40.40</b>	<b>86.66</b>	<b>466</b>	<b>10.13</b>	<b>29.80</b>	<b>340</b>	<b>18.21</b>	<b>23.71</b>	<b>768</b>	<b>10.96</b>	<b>34.45</b>	<b>45.41</b>	<b>23.52</b>	<b>20.00</b>	<b>0.05</b>	<b>7.40</b>	<b>15.02</b>	<b>4.50</b>	<b>109.1</b>
Ind.	82	38.74	86.09	450	11.37	32.11	354	15.83	20.95	756	10.51	33.15	43.66	24.46	20.02	0.07	7.41	15.66	5.18	104.7
LA-C	82	41.74	91.34	457	10.35	30.21	343	20.45	26.33	777	11.28	34.46	45.74	24.10	24.01	0.34	8.26	13.18	6.07	114.3
LA-L	82	41.93	92.80	452	11.84	33.95	349	17.79	22.71	784	11.27	35.59	46.85	25.04	20.80	0.07	8.33	14.23	5.13	113.5
Mem.	82	37.60	83.37	451	11.60	32.18	360	19.34	24.67	784	9.52	35.16	44.68	23.41	21.44	0.11	7.62	15.23	4.90	106.1
Miami	82	38.30	86.78	441	11.87	33.13	358	17.46	22.70	769	10.13	34.05	44.18	23.33	20.15	0.12	7.46	14.13	4.74	105.9
Milw.	82	40.51	93.52	433	13.09	36.29	361	15.15	20.66	733	9.91	35.39	45.30	24.77	20.16	0.07	6.79	13.37	4.82	109.3
Minn.	82	42.10	90.07	467	12.70	33.56	378	17.09	22.28	767	11.23	34.41	45.65	26.16	21.89	0.15	6.57	14.74	5.55	114.0
N.O.	82	43.28	92.80	466	12.27	33.73	364	17.94	23.49	764	10.95	34.82	45.77	26.16	21.00	0.13	8.56	13.57	5.43	116.8
N.Y.	82	41.88	89.66	467	11.82	32.60	363	18.21	23.76	766	10.74	36.78	47.52	25.59	20.83	0.09	7.40	13.22	5.59	113.8
OKC.	82	40.77	88.68	460	11.24	31.61	356	18.29	24.04	761	9.89	35.80	45.70	24.47	22.49	0.12	8.20	16.73	5.06	111.1
Orl.	82	39.93	87.62	456	10.46	30.18	347	16.29	20.94	778	9.01	35.63	44.65	23.07	18.74	0.07	7.01	12.94	4.41	106.6
Phil.	82	41.68	91.54	455	10.28	30.05	342	18.84	24.52	768	10.04	33.45	44.49	23.38	22.15	0.16	7.73	12.74	4.10	112.5
Phoe.	82	42.46	88.17	482	11.12	29.93	372	20.79	27.60	753	11.84	35.33	47.17	25.93	20.66	0.12	8.99	15.67	5.01	116.8
Port.	82	41.11	90.05	457	11.01	29.79	359	17.54	22.78	770	10.27	32.56	42.83	23.24	20.72	0.18	7.35	13.57	5.12	110.5
Sac.	82	42.26	90.61	466	12.02	34.60	348	18.77	24.37	770	11.18	36.77	47.95	24.68	21.38	0.10	7.54	15.90	5.12	115.3
S.A.	82	41.51	89.68	463	11.72	32.66	359	15.23	20.17	755	9.22	34.68	43.90	24.70	19.65	0.13	7.18	12.18	4.05	110.0
Tor.	82	40.27	89.66	449	10.76	31.21	345	17.06	22.30	765	10.57	34.20	44.77	24.54	20.52	0.10	7.59	14.49	4.49	108.4
Utah	8																			

# Team Rankings

## Team Ranks

Category	ATL	BOS	BRK	CHA	CHI	CLE	DAL	DEN	DET	GS	HOU	IND	LAC	LAL	MEM	MIA	MIL	MIN	NO	NY	OKC	ORL	PHI	PHO	POR	SAC	SA	TOR	UTA	WAS	
PPG	12	14	15	19	27	29	21	20	25	2	11	22	5	16	30	26	1	13	3	28	7	24	4	23	6	9	18	8	17	10	
FG%	21	14	25	26	20	28	27	13	29	1	24	4	7	9	23	22	3	17	6	30	19	18	8	16	12	15	2	5	10	11	
FT%	21	4	24	6	11	7	25	20	23	5	9	22	8	29	15	30	14	10	18	20	28	22	12	16	13	2	27	1	3	26	17
3PT%	16	7	14	18	19	13	27	17	23	3	12	5	2	29	25	21	15	20	24	28	22	11	11	8	30	9	4	1	6	10	26
ORPG	4	20	10	19	30	12	16	2	5	21	14	25t	22	15	29	7	25t	6	4	13	1	17	11	28	3	9	27	24	18	23	23
DRPG	18	16	10	22	21	28	14	17	24	3	29	23	8	4	26	15	1	25	6	20	11	13	2	30	7	19	12	9	5	27	
RRPG	12	22	7	23	25	26	16	8	18	11	28	24	13	6	29	10	1	19	5	20	12	15	4	30	3	14	21	17	9	27	27
APG	10	5	21	24	27	29	22	2	26	1	28	9	18	11	19	17	7	15	3	30	23	12	4	20	25	16	16	13	8	6	
SPG	11	4	27	21	20	28	29	22	12	5	5	3	23	16	6	14	17	7	18	24	1	26	19	2	25	10	30	9	12	7	1
TPG	30	3	26	2	19	9	20	8	11t	21	6	10	22	29	15	23	13	4	24	17	14	5	25	28	11t	7	1	16	27	18	
BPG	14	10	28	18t	26t	30	26t	24t	29t	1	18t	20	22	8	4t	4t	2	17	7	13	12	6	11	15	16	24t	21	9	3	23	
FPG	29t	12	23	3	9	6	8	7	26	22	25	4	28	13t	24	15	5	10	19	16	27	2	20	29t	11	21	1	17	18	13t	
DQ/game	23t	5t	28	23t	19t	16t	4	16t	12	10t	5t	5t	16t	14t	27	2	13	23t	10t	29t	29t	5t	5t	23t	22	19t	3	19t	1	14t	

## Opponent Ranks

Category	ATL	BOS	BRK	CHA	CHI	CLE	DAL	DEN	DET	GS	HOU	IND	LAC	LAL	MEM	MIA	MIL	MIN	NO	NY	OKC	ORL	PHI	PHO	POR	SAC	SA	TOR	UTA	WAS
PPG	30	8	18	17	20	24	13	6	7	16	10	1	25	21	3	2	11	23	27	22	15	5	19	28	14	26	12	9	4	29
FG%	26	4	12	25	27	30	16	15	24	3	19	6	14	9	7	2	1	23	21	22	17	11	10	29	13	20	18	5	8	28
FT%	8	12	22	30	10	19	25	2t	5	23	16	7	24	28	29	18	1	15	11	14	9	27	17	4	20	21	6	13	2t	21
3PT%	19	6	3	23	26	30	7	1	9	11	2	14	5	13	21	17	22	29	25	24	16	10	4	28	20	12	18	8	15	27
ORPG	19	16	24	12	11	6	14	7	3	21	23	17	28	27	5	13	9	26	22	20	8	2	10	30	15	25	4	18	1	29
DRPG	21	22	18	25	28	13	14	2	12	5	10	3	11	23	17	7	20	9	16	30	26	24	4	19	1	29	15	8	6	27
RRPG	23	22	24	21	25	8	14	1	6	10	16	5	19	26	12	9	15	17	20	29	18	11	4	27	3	30	7	13	2	28
APG	30	8t	10	26	22	24	14	16	8t	12	7	13	11	21	6	4	19	27	29	23	20	2	2	25	3	17	18	15	1	28
SPG	30	2	22	4	9	6	23	14	5	19	11t	13	25	26	18	15	3	1	28	11t	24	7	21	29	10	16	8	17	20	15
TPG	8	7	20	17t	22	28	25	17t	14	19	9	5	24	12	6	13	21	11	16	23	1	26	27	4	29	2	30	10	15	3
BPG	24	2	22	29	28	27	6t	14	17	1	8	21	30	13	11	12	25	23	26	16	5	4	15	18t	18t	3	6t	9	10	10
FPG	5	26	7	18	30	28	2	20	11	27	24	23	1	15	9	22	21	8	13	14	3	29	6	17	16	10	25	19	4	12
DQ/game	7t	17t	7t	22t	22t	19t	5t	10t	2	29	30	25t	1	25t	17t	14t	25t	7t	10t	22t	14t	25t	5t	14t	4	19t	10t	19t	3	10t

## Combination Ranks

Category	ATL	BOS	BRK	CHA	CHI	CLE	DAL	DEN	DET	GS	HOU	IND	LAC	LAL	MEM	MIA	MIL	MIN	NO	NY	OKC	ORL	PHI	PHO	POR	SAC	SA	TOR	UTA	WAS
PPG/diff.	26	6	15	18	27	30	20	6	17	2	5	10	13	23	24	16	1	22	21	28	9	14	11	23	7	19	12	3	4	25
OR%	6	24	10	23	30	11	15	2	4	16	14	21	19	29	5	27	7	9	18	3	20	8	28	1	12	26	22	13	25	
DR%	20	18	21	16	13	17	12	8	5	14	28	23	25	22	11	10	1	27	19	24	7	3	6	30	9	26	4	15	2	29
TR%	9	20	15	19	28	12	14	1	4	16	27	24	25	21	26	7	10	17	11	23	3	8	6	30	2	22	13	18	5	29

## Miscellaneous Team Stats

TEAM	PPG		FG%		TPG		REBOUND PCT.			BELOW 100 PTS		OVERTIME		3 PTS OR LESS		10 PTS OR MORE	
	OWN	OPP.	OWN	OPP.	OWN	OPP.	OFF.	DEF.	TOT.	OWN	OPP.	W	L	W	L	W	L
Atlanta	113.3	119.4	451	473	17.0	15.0	247	.764	.506	11	5	3	1	9	6	7	31
Boston	112.4	108.0	465	448	12.8	15.1	216	.770	.493	9	20	4	0	5	6	24	12
Brooklyn	112.2	112.3	449	456	15.1	13.5	238	.764	.501	13	14	5	2	12	8	16	22
Charlotte	110.7	111.8	448	470	12.2	13.5	217	.771	.494	14	16	1	4	6	10	21	20
Chicago	104.9	113.4	453	473	14.1	13.3	194	.773	.483	27	14	3	2	8	8	9	31
Cleveland	104.5	114.1	444	495	13.5	12.5	237	.770	.503	31	9	0	1	5	4	6	43
Dallas	108.9	110.1	447	459	14.2	13.0	227	.775	.501	13	15	1	3	7	7	12	22
Denver	110.7	106.7	466	458	13.4	13.5	266	.780	.523*	12	27	2	0	13	3	23	11
Detroit	107.0	107.3	440	469	13.8	14.1	248	.787	.517	20	19	5	2	6	9	16	21
Golden State	117.7	111.2	491*	444	14.3	13.5	225	.771	.498	8	10	0	5	7	7	34	10
Houston	113.9	109.1	449	466	13.3	15.0	228	.744	.486	12	17	2	4	5	7	29	12
Indiana	108.0	104.7*	475	450	13.7	15.7	219	.762	.491	22	28	1	0	6	6	23	16
L.A. Clippers	115.1	114.3	471	457	14.5	13.2	220	.760	.490	9	8	5	1	6	2	23	18
L.A. Lakers	111.8	113.5	470	452	15.7	14.2	222	.764	.493	11	7	2	2	5	4	16	25
Memphis	103.5	106.1	450	451	14.0	15.2	200	.776	.488	37	22	3	4	6	9	14	19
Miami	105.7	105.9	450	441	14.7	14.1	248	.776	.512	24	25	1	1	6	9	16	20
Milwaukee	118.1*	109.3	476	433*	13.9	13.4	208	.803*	.506	5	21	1	3	5	6	45	5
Minnesota	112.5	114.0	456	467	13.1	14.7	246	.749	.498	8	13	3	3	8	5	19	22
New Orleans	115.4	116.8	473	466	14.8	13.6	241	.768	.505	8	7	1	2	4	6	15	20
New York	104.6	113.8	433	467	14.0	13.2	221	.761	.491	29	5	2	1	4	7	6	41
Oklahoma City	114.5	111.1	454	460	14.0	16.7*	260	.782	.521	11	11	2	3	6	7	23	12
Orlando	107.3	106.6	454	456	13.2	13.0	220	.797	.508	25	22	1	3	5	6	21	21
Philadelphia																	

# League Leaders (Ratios)

## Team Ratios

### Assists Per Turnover

Name	AST	TO	RATIO
Golden State	2413	1169	2.06
Boston	2155	1052	2.05
Denver	2245	1102	2.04
San Antonio	2013	992	2.03
Orlando	2095	1082	1.94
Charlotte	1905	1001	1.90
Sacramento	2083	1095	1.90
Indiana	2128	1122	1.90
Minnesota	2018	1074	1.88
Milwaukee	2136	1137	1.88
Washington	2154	1154	1.87
New Orleans	2216	1215	1.82
Toronto	2085	1150	1.81
Philadelphia	2207	1223	1.80
Utah	2133	1240	1.72
Memphis	1963	1147	1.71
Oklahoma City	1917	1145	1.67
Portland	1887	1135	1.66
L.A. Clippers	1970	1193	1.65
Miami	1991	1208	1.65
Dallas	1918	1167	1.64
L.A. Lakers	2096	1284	1.63
Detroit	1845	1135	1.63
<b>Houston</b>	<b>1741</b>	<b>1094</b>	<b>1.59</b>
Brooklyn	1954	1236	1.58
Chicago	1796	1159	1.55
Cleveland	1698	1106	1.54
Phoenix	1957	1279	1.53
Atlanta	2118	1397	1.52
New York	1646	1151	1.43

### Steals Per Turnover

Name	STL	TO	RATIO
Boston	706	1052	0.67
Oklahoma City	766	1145	0.67
<b>Houston</b>	<b>700</b>	<b>1094</b>	<b>0.64</b>
Minnesota	683	1074	0.64
Indiana	713	1122	0.64
Sacramento	679	1095	0.62
Memphis	684	1147	0.60
Washington	683	1154	0.59
Toronto	680	1150	0.59
Charlotte	591	1001	0.59
Denver	634	1102	0.58
Phoenix	735	1279	0.57
Milwaukee	615	1137	0.54
Utah	663	1240	0.53
Golden State	625	1169	0.53
Chicago	603	1159	0.52
Miami	627	1208	0.52
San Antonio	501	992	0.51
New Orleans	610	1215	0.50
Orlando	543	1082	0.50
Detroit	569	1135	0.50
Philadelphia	606	1223	0.50
New York	557	1151	0.48
Atlanta	675	1397	0.48
Cleveland	534	1106	0.48
L.A. Lakers	618	1284	0.48
Portland	546	1135	0.48
L.A. Clippers	561	1193	0.47
Dallas	533	1167	0.46
Brooklyn	539	1236	0.44

## Player Ratios

### Assists Per Turnover

Name	AST	TO	RATIO
Jones, Min.	327	47	6.96
Morris, Den.	297	52	5.71
Arcidiacono, Chi.	269	63	4.27
Iguodala, G.S.	216	52	4.15
Joseph, Ind.	321	80	4.01
VanVleet, Tor.	307	82	3.74
Collison, Ind.	459	125	3.67
Teague, Min.	343	97	3.54
Beverley, LA-C	300	85	3.53
Conley, Mem.	449	130	3.45
Rozier, Bos.	231	68	3.40
Augustin, Or.	426	128	3.33
Smith, Det.	203	61	3.33
Satoransky, Was.	399	120	3.33
Frazier, N.O.-Mil.	248	76	3.26
Wright, Tor.-Mem.	248	77	3.22
<b>Paul, Hou.</b>	<b>473</b>	<b>152</b>	<b>3.11</b>
Lowry, Tor.	564	182	3.10
Barea, Dal.	211	72	2.93
Rondo, LA-L	367	127	2.89

### Steals Per Turnover

Name	STL	TO	RATIO
<b>Tucker, Hou.</b>	<b>132</b>	<b>63</b>	<b>2.10</b>
Bridges, Pho.	129	70	1.84
Jones, Min.	81	47	1.72
Harrison, Chi.	89	60	1.48
Morris, Den.	73	52	1.40
Okogie, Min.	88	63	1.40
Butler, Min.-Phi.	123	95	1.29
Porter, Was.-Chi.	82	65	1.26
Joseph, Ind.	94	80	1.18
Iguodala, G.S.	61	52	1.17
Holiday, Chi.-Mem.	121	104	1.16
Smart, Bos.	143	123	1.16
Caulley-Stein, Sac.	96	84	1.14
Wright, Tor.-Mem.	88	77	1.14
Lamb, Chi.	88	80	1.10
Arcidiacono, Chi.	65	63	1.03
Nance, Cle.	100	97	1.03
Rozier, Bos.	68	68	1.00
T. Young, Ind.	123	123	1.00
Collison, Ind.	110	125	0.88

## 2019-20 NBA Key Dates

October 21	Rosters set for NBA Opening Day (5 p.m. ET)
October 22	Start of the 2019-20 NBA Regular Season (NBA Tip-Off 2019)
January 5	10-day contracts may now be signed
January 10	All contracts are guaranteed for the remainder of the season
January 15	Last day to sign NBA Two-Way contracts
February 6	NBA Trade Deadline (3 p.m. ET)
February 14-16	NBA All-Star 2020 (Chicago, IL)
March 1	Playoff Eligibility Waiver Deadline
April 15	Regular Season ends
April 17	Rosters set for NBA Playoffs 2020 (3 p.m. ET)
April 18	NBA Playoffs 2020 begin
April 26	NBA Early Entry Eligibility Deadline (11:59 p.m. ET)
May 4-5	Conference Semifinals begin (possible move up to May 2-3)
May 19	NBA Draft Lottery 2020 (Chicago)
May 19-20	Conference Finals begin (possible move up to May 17-18)
May 21-24	NBA Draft Combine 2020 (Chicago)
June 4	NBA Finals 2020 begin
June 15	NBA Draft Early Entry Entrant Withdrawal Deadline (5 p.m. ET)
June 21	The Finals 2020 latest possible date
June 25	NBA Draft 2020

## 2019-20 NBA Officiating Crew

3 Buchert, Nick	43 Myers, Matt
4 Wright, Sean	44 Nansel, Brett
5 Fitzgerald, Kane	45 Forte, Brian
6 Brown, Tony	46 Taylor, Ben
7 Holtkamp-Sterling, Lauren	47 Adams, Bennie
8 Davis, Marc	48 Foster, Scott
9 Sago, Natalie	49 Washington, Tom
11 Collins, Derrick	50 Petraitis, Gediminas
12 Washington, CJ	51 Smith, Aaron
13 Moyer-Gleich, Ashley	52 Twardoski, Scott
14 Malloy, Ed	53 Butler, John
15 Zarba, Zach	54 Acosta, Ray
16 Guthrie, David	55 Kennedy, Bill
17 Sterling, Jonathan	56 Ayotte, Mark
18 Boland, Matt	58 Tiven, Josh
19 Capers, James	60 Williams, James
20 Richardson, Leroy	61 Kirkland, Courtney
21 Taylor, Dedic	62 DeRosa, JB
22 Spooner, Bill	63 Richardson, Derek
23 Maddox, Tre	64 Van Duyne, Justin
24 Scott, Kevin	65 Green, Nate
25 Brothers, Tony	66 Workman, Haywoode
26 Fraher, Pat	67 Adair, Brandon
27 Ervin, Mitchell	68 Goble, Jacyn
28 Dagher, Mousa	70 Ransom, Phenizee
29 Lindsay, Mark	71 Mott, Rodney
30 Goble, John	72 Orr, J.T.
31 Wall, Scott	74 Blair, Curtis
32 Kogut, Marat	77 Lane, Karl
33 Corbin, Sean	78 Scott, Evan
34 Cutler, Kevin	
35 Goldenberg, Jason	Non-Staff Officials:
36 Barnaky, Brent	79 Conley, John
37 Dalen, Eric	80 Fahy, Kevin
38 Smith, Michael	81 Jelks, Simone
39 Ford, Tyler	82 Mehta, Suyash
40 Wood, Leon	83 Nagy, Andy
41 Mauer, Ken	84 Schroeder, Jenna
42 Lewis, Eric	



# Records





# Rockets All-Time Leaders

## Points

Player	Yrs	G	FGM	FGA	3FGM	3FGA	FTM	FTA	Pts.	Avg.
1. Hakeem Olajuwon	17	1,177	10,555	20,573	25	122	5,376	7,537	26,511	22.5
2. Calvin Murphy	13	1,002	7,247	15,030	10	72	3,445	3,864	17,949	17.9
3. James Harden	7	545	4,659	10,520	1,705	4,687	4,890	5,584	15,832	29.0
4. Rudy Tomjanovich	11	768	5,630	11,240	34	130	2,089	2,666	13,383	17.4
5. Elvin Hayes	7	572	4,725	10,614	2	11	2,310	3,500	11,762	20.6
6. Moses Malone	6	464	4,047	7,879	1	15	3,024	4,108	11,119	24.0
7. Yao Ming	9	486	3,380	6,445	2	10	2,485	2,984	9,247	19.0
8. Robert Reid	10	762	3,747	8,031	76	270	1,253	1,710	8,823	11.6
9. Mike Newlin	8	604	3,191	6,917	—	—	2,098	2,428	8,480	14.0
10. Otis Thorpe	7	518	3,215	5,747	3	33	1,744	2,604	8,177	15.8

## Scoring Average

(min. 75 GP with Rockets)

Player	G	Points	Avg.
1. James Harden	545	15,832	29.0
2. Moses Malone	464	11,119	24.0
3. Tracy McGrady	303	6,888	22.7
4. Hakeem Olajuwon	1,177	26,511	22.5
5. Kevin Martin	144	3,068	21.3
6. Elvin Hayes	572	11,762	20.6
7. Ralph Sampson	305	5,995	19.7
8. Don Kojis	206	4,037	19.6
9. Clyde Drexler	219	4,155	19.0
Steve Francis	384	7,281	19.0
Yao Ming	486	9,247	19.0

## Rebounding Average

(min. 75 GP with Rockets)

Player	G	Reb.	Avg.
1. Moses Malone	464	6,959	15.0
2. Charles Barkley	183	2,235	12.2
Elvin Hayes	572	6,974	12.2
4. Dwight Howard	183	2,132	11.7
5. Hakeem Olajuwon	1,177	13,382	11.4
6. Ralph Sampson	305	3,189	10.5
7. Omer Asik	130	1,334	10.3
8. Otto Moore	95	952	10.0
9. Otis Thorpe	518	5,010	9.7
10. Yao Ming	486	4,494	9.2

## Assists Average

(min. 75 GP with Rockets)

Player	G	Ast.	Avg.
1. Chris Paul	116	930	8.0
1. James Harden	545	4,201	7.7
2. John Lucas Jr.	325	2,358	7.3
3. Steve Francis	384	2,411	6.3
4. Art Williams	238	1,418	6.0
5. Rafer Alston	267	1,519	5.7
6. Tracy McGrady	303	1,699	5.6
Kyle Lowry	218	1,212	5.6
8. Clyde Drexler	219	1,192	5.4
Sleepy Floyd	439	2,363	5.4
10. Kenny Smith	468	2,457	5.3

## Field Goal Percentage

(min. 350 made)

Player	FGM	FGA	Pct.
1. Clint Capela	1,522	2,397	.635
2. Dwight Howard	1,096	1,823	.601
3. Nenè	441	752	.586
4. Carl Landry	677	1,189	.569
5. Otis Thorpe	3,215	5,747	.559
6. Chucky Brown	405	729	.556
7. Omer Asik	433	804	.539
8. Terrence Jones	587	1,105	.531
9. Kelvin Cato	764	1,455	.525
Lewis Lloyd	1,853	3,531	.525

## 3-Point Field Goal Percentage

(min. 100 made)

Player	3PM	3PA	Pct.
1. Kenny Smith	521	1,280	.407
2. Courtney Lee	158	391	.404
3. Walt Williams	278	692	.402
4. Metta World Peace	153	383	.399
5. Ryan Anderson	335	845	.396
6. Luther Head	383	977	.392
7. Jim Jackson	216	552	.391
8. Matt Bullard	557	1,432	.389
9. Shane Battier	576	1,483	.388
10. Brent Price	136	352	.386

## Free Throw Percentage

(min. 150 made)

Player	FTM	FTA	Pct.
1. Rick Barry	303	322	.941
2. Kevin Martin	925	1,033	.895
3. Calvin Murphy	3,445	3,864	.892
4. Chris Paul	378	424	.892
5. Jimmy Walker	244	277	.881
6. Steve Harris	176	200	.880
7. Jon McGlocklin	156	180	.867
8. Mike Newlin	2,098	2,428	.864
9. James Harden	4,809	5,584	.861
10. Purvis Short	283	329	.860

## Blocked Shots Average

(min. 75 GP with Rockets)

Player	G	Blk.	Avg.
1. Hakeem Olajuwon	1,177	3,740	3.18
2. Ralph Sampson	305	585	1.92
3. Yao Ming	486	920	1.89
4. Eddie Griffin	150	245	1.63
Moses Malone	464	758	1.63

## Steals Average

(min. 75 GP with Rockets)

Player	G	Stl.	Avg.
1. Clyde Drexler	219	412	1.88
2. Trevor Ariza	315	585	1.86
3. Chris Paul	116	210	1.81
4. Hakeem Olajuwon	1,177	2,088	1.77
5. James Harden	545	955	1.75

# Rockets All-Time Leaders

## Years

1. Hakeem Olajuwon	17
2. Calvin Murphy	13
3. Rudy Tomjanovich	11
4. Robert Reid	10
Allen Leavell	10
6. Matt Bullard	9
Yao Ming	9
8. Mike Newlin	8
9. James Harden	7
Elvin Hayes	7
Otis Thorpe	7
Moochie Norris	7

## Games

1. Hakeem Olajuwon	1,177
2. Calvin Murphy	1,002
3. Rudy Tomjanovich	768
4. Robert Reid	762
5. Allen Leavell	700
6. Mike Newlin	604
7. Elvin Hayes	572
8. James Harden	545
9. Matt Bullard	538
10. Otis Thorpe	518

## Minutes

1. Hakeem Olajuwon	42,844
2. Calvin Murphy	30,607
3. Rudy Tomjanovich	25,714
4. Robert Reid	21,718
5. Elvin Hayes	20,782
6. James Harden	20,233
7. Otis Thorpe	18,631
8. Moses Malone	17,780
9. Mike Newlin	17,646
10. Cuttino Mobley	16,343

## Rebounds

1. Hakeem Olajuwon	13,382
2. Elvin Hayes	6,974
3. Moses Malone	6,959
4. Rudy Tomjanovich	6,198
5. Otis Thorpe	5,010
6. Yao Ming	4,494
7. Robert Reid	3,706
8. James Harden	3,249
9. Ralph Sampson	3,189
10. Luis Scola	2,984

## Assists

1. Calvin Murphy	4,402
2. James Harden	4,201
3. Allen Leavell	3,339
4. Hakeem Olajuwon	2,992
5. Mike Newlin	2,581
6. Kenny Smith	2,457
7. Steve Francis	2,411
8. Sleepy Floyd	2,363
9. John Lucas Jr.	2,358
10. Robert Reid	2,253

## Steals

1. Hakeem Olajuwon	2,088
2. Calvin Murphy	1,165
3. James Harden	955
4. Allen Leavell	929
5. Robert Reid	881
6. Trevor Ariza	683
7. Steve Francis	619
8. Vernon Maxwell	559
9. Cuttino Mobley	526
10. Sleepy Floyd	470

## Blocked Shots

1. Hakeem Olajuwon	3,740
2. Yao Ming	920
3. Moses Malone	758
4. Ralph Sampson	585
5. Kelvin Cato	431
6. Clint Capela	419
7. Kevin Kunnert	413
8. Robert Reid	364
9. Shane Battier	351
10. Robert Horry	343

## Field Goals Made

1. Hakeem Olajuwon	10,555
2. Calvin Murphy	7,247
3. Rudy Tomjanovich	5,630
4. Elvin Hayes	4,725
5. James Harden	4,659
6. Moses Malone	4,047
7. Robert Reid	3,747
8. Yao Ming	3,380
9. Otis Thorpe	3,215
10. Mike Newlin	3,191

## Field Goals Attempted

1. Hakeem Olajuwon	20,573
2. Calvin Murphy	15,030
3. Rudy Tomjanovich	11,240
4. Elvin Hayes	10,614
5. James Harden	10,520
6. Robert Reid	8,031
7. Moses Malone	7,879
8. Mike Newlin	6,917
9. Yao Ming	6,445
10. Cuttino Mobley	6,141

## 3-Pointers Made

1. James Harden	1,705
2. Trevor Ariza	876
3. Vernon Maxwell	730
4. Eric Gordon	680
5. Cuttino Mobley	672
6. Shane Battier	576
7. Matt Bullard	557
8. Kenny Smith	521
9. Rafer Alston	517
10. Patrick Beverley	477

## 3-Pointers Attempted

1. James Harden	4,687
2. Trevor Ariza	2,478
3. Vernon Maxwell	2,241
4. Eric Gordon	1,869
5. Cuttino Mobley	1,807
6. Shane Battier	1,483
7. Rafer Alston	1,478
8. Tracy McGrady	1,464
9. Matt Bullard	1,432
10. Steve Francis	1,363

## Free Throws Made

1. Hakeem Olajuwon	5,376
2. James Harden	4,809
3. Calvin Murphy	3,445
4. Moses Malone	3,024
5. Yao Ming	2,485
6. Elvin Hayes	2,310
7. Mike Newlin	2,098
8. Rudy Tomjanovich	2,089
9. Steve Francis	1,797
10. Otis Thorpe	1,744

## Free Throws Attempted

1. Hakeem Olajuwon	7,537
2. James Harden	5,584
3. Moses Malone	4,108
4. Calvin Murphy	3,864
5. Elvin Hayes	3,500
6. Yao Ming	2,984
7. Rudy Tomjanovich	2,666
8. Otis Thorpe	2,604
9. Mike Newlin	2,428
10. Steve Francis	2,278

## Personal Fouls

1. Hakeem Olajuwon	4,236
2. Calvin Murphy	3,250
3. Robert Reid	2,502
4. Rudy Tomjanovich	1,937
5. Mike Newlin	1,916

## Disqualifications

1. Hakeem Olajuwon	80
2. Calvin Murphy	53
3. Kevin Kunnert	47
4. Ralph Sampson	45
5. Robert Reid	34


## Turnovers

1. Hakeem Olajuwon	3,569
2. James Harden	2,421
3. Moses Malone	1,448
4. Steve Francis	1,399
5. Allen Leavell	1,324

## Double-Doubles

1. Hakeem Olajuwon	771
2. Moses Malone	386
3. Elvin Hayes	357
4. Rudy Tomjanovich	227
5. Otis Thorpe	225

# Rockets 40-Point Club



## James Harden (76 Games; 45+ only below)

Date	Opponent	FGM-A	FTM-A	TP
Mar. 22, 2019	vs. San Antonio	19-34	14-17	61
Jan. 23, 2019	at New York	17-38	22-25	61
Jan. 30, 2018	vs. Orlando	19-30	17-18	60
Feb. 28, 2019	vs. Miami	16-32	18-18	58
Jan. 16, 2019	vs. Brooklyn	16-34	21-23	58
Mar. 30, 2019	at Memphis	18-39	12-12	57
Jan. 14, 2019	vs. Memphis	17-33	17-18	57
Nov. 5, 2017	vs. Utah	19-25	11-12	56
Nov. 26, 2018	at Washington	17-32	13-15	54
Dec. 31, 2016	vs. New York	14-26	16-18	53
Dec. 22, 2017	vs. L.A. Clippers	15-28	15-16	51
Dec. 20, 2017	vs. L.A. Lakers	15-27	17-21	51
Jan. 27, 2017	at Philadelphia	16-28	13-14	51
Apr. 1, 2015	vs. Sacramento	16-25	11-13	51
Mar. 30, 2019	vs. Sacramento	13-31	17-18	50
Dec. 13, 2018	vs. L.A. Lakers	14-26	18-19	50
Nov. 27, 2015	vs. Philadelphia	14-28	16-20	50
Mar. 19, 2015	vs. Denver	12-27	22-25	50
Jan. 19, 2019	vs. L.A. Lakers	14-30	12-15	48
Dec. 19, 2017	at Portland	16-29	12-14	48
Nov. 16, 2017	at Phoenix	12-22	18-18	48
Dec. 17, 2018	vs. Utah	14-31	15-16	47
Feb. 25, 2016	at Portland	16-26	10-13	46
Nov. 7, 2015	at L.A. Clippers	14-26	13-14	46
Feb. 20, 2013	vs. Oklahoma City	14-19	11-12	46
Dec. 27, 2018	vs. Boston	11-26	14-17	45
Nov. 18, 2015	vs. Portland	11-29	19-20	45
Jan. 19, 2015	vs. Indiana	12-18	14-15	45
Feb. 8, 2015	vs. Portland	11-25	19-23	45
Nov. 2, 2012	at Atlanta	14-19	15-17	45

## Hakeem Olajuwon (32 Games)

Date	Opponent	FGM-A	FTM-A	TP
Apr. 19, 1990	vs. Denver	21-34	10-13	52
Jan. 18, 1996	vs. Boston	20-37	11-14	51
Jan. 30, 1997	vs. Denver	24-40	0-0	48
Jan. 13, 1995	vs. San Antonio	21-35	5-7	47
Mar. 23, 1996	vs. Minnesota	16-23	14-18	46

Apr. 10, 1993	vs. San Antonio	16-30	13-13	45
Jan. 13, 1994	at Washington	16-27	13-14	45
Mar. 29, 1997	vs. Denver	14-24	16-17	45
Dec. 30, 1986	at L.A. Clippers	19-27	6-8	44
Apr. 8, 1989	at Miami	15-29	13-19	43
Nov. 9, 1994	at Indiana	15-25	13-18	43
Dec. 6, 1984	at Golden State	18-22	6-9	42
Jan. 16, 1993	vs. New York	15-26	12-14	42
Apr. 6, 1993	vs. L.A. Clippers	17-25	8-11	42
Apr. 12, 1994	vs. Minnesota	18-29	6-7	42
Dec. 29, 1994	vs. Golden State	12-25	14-18	42
Feb. 29, 1996	vs. Philadelphia	15-25	12-17	42
Mar. 10, 1996	at Vancouver	16-26	10-11	42
Nov. 5, 1985	vs. Portland	14-25	13-17	41
Dec. 20, 1989	at Golden State	15-23	11-15	41
Mar. 1, 1990	vs. Phoenix	15-30	11-11	41
Mar. 15, 1994	vs. Portland	17-24	7-8	41
Jan. 3, 1995	at Dallas	16-28	9-10	41
Jan. 14, 1995	at Denver	16-26	9-10	41
Feb. 2, 1995	vs. Utah	15-22	11-15	41
Jan. 25, 1997	vs. Utah	14-29	12-14	41
Mar. 14, 1989	at Sacramento	14-28	12-16	40
Feb. 11, 1992	at Seattle	16-22	8-8	40
Jan. 3, 1993	at Portland	16-22	8-10	40
Jan. 22, 1994	vs. Utah	13-25	14-19	40
Mar. 7, 1995	vs. Phoenix	16-23	8-10	40
Feb. 19, 1996	vs. Sacramento	17-35	6-8	40

## Elvin Hayes (25 Games)

Date	Opponent	FGM-A	FTM-A	TP
Nov. 13, 1968	vs. Detroit	20-45	14-17	54
Nov. 20, 1970	vs. Seattle	18-35	14-16	50
Jan. 30, 1970	vs. Seattle	18-35	13-19	49
Nov. 25, 1970	at Cincinnati	17-30	14-15	48
Feb. 25, 1970	at Boston	17-34	12-16	46
Nov. 22, 1968	at Seattle	19-36	7-8	45
Nov. 7, 1970	at San Francisco	19-38	7-10	45
Jan. 30, 1971	at Cincinnati	15-28	14-23	44
Dec. 21, 1971	at Portland	18-28	8-9	44
Nov. 22, 1969	vs. Boston	17-34	9-10	43
Dec. 30, 1971	vs. Atlanta	16-26	10-15	42
Jan. 11, 1972	at Seattle	17-33	8-10	42
Feb. 14, 1970	vs. San Francisco	16-23	9-14	41
Feb. 3, 1971	vs. Milwaukee	15-34	11-16	41
Nov. 12, 1968	at Chicago	15-29	10-16	40
Dec. 18, 1968	at Detroit	16-26	8-12	40
Dec. 27, 1968	vs. New York	16-31	8-12	40
Dec. 28, 1968	at Phoenix	16-31	8-11	40
Jan. 29, 1969	vs. L.A. Lakers	16-35	8-10	40
Dec. 6, 1969	vs. L.A. Lakers	16-24	8-10	40
Mar. 12, 1970	at Cincinnati	17-27	6-11	40
Oct. 22, 1970	vs. Cleveland	17-27	6-8	40
Oct. 28, 1970	at Cleveland	16-27	8-10	40
Dec. 13, 1970	at Cleveland	16-35	8-11	40
Jan. 1, 1971	at L.A. Lakers	19-41	2-4	40

## Moses Malone (22 Games)

Date	Opponent	FGM-A	FTM-A	TP
Feb. 2, 1982	vs. San Diego	19-30	15-18	53
Mar. 11, 1981	vs. Golden State	20-28	11-12	51
Mar. 13, 1982	vs. Portland	17-26	15-19	49
Feb. 7, 1982	at Kansas City	18-28	11-15	47
Mar. 26, 1982	at Seattle	19-33	8-11	46
Feb. 18, 1979	at New Jersey	14-23	17-19	45
Nov. 13, 1979	at Chicago	17-25	11-13	45
Feb. 5, 1982	vs. Phoenix	17-26	11-14	45
Oct. 17, 1979	vs. Indiana	16-22	12-14	44
Feb. 17, 1982	at Cleveland	15-26	14-17	44
Feb. 27, 1982	at Dallas	15-26	14-17	44
Feb. 26, 1982	vs. Golden State	13-28	17-20	43
Mar. 2, 1982	vs. San Antonio	13-27	17-22	43
Oct. 31, 1981	at San Diego	15-25	12-14	42
Dec. 26, 1981	at Utah	17-24	8-10	42
Oct. 21, 1980	vs. Denver	12-20	17-21	41
Nov. 15, 1980	at Seattle	15-22	11-15	41

# Rockets 40-Point Club

Jan. 14, 1981	vs. Chicago	17-27	7-9	41
Mar. 25, 1982	at Portland	17-31	7-10	41
Jan. 8, 1980	at Cleveland	18-32	4-5	40
Nov. 28, 1980	at San Antonio	14-21	12-15	40
Jan. 2, 1981	at Dallas	13-25	14-19	40

## Tracy McGrady (15 Games)

Date	Opponent	FGM-A	FTM-A	TP
Dec. 2, 2004	at Dallas	19-36	4-7	48
Nov. 1, 2007	at Utah	17-27	11-14	47
Jan. 9, 2005	at Denver	15-26	10-14	45
Jan. 16, 2007	at Dallas	17-29	7-9	45
Mar. 28, 2005	at Utah	15-21	11-16	44
Apr. 5, 2005	at Golden State	18-34	6-6	44
Jan. 5, 2007	vs. Utah	14-31	13-16	44
Jan. 22, 2006	at Detroit	17-33	7-8	43
Dec. 31, 2004	vs. Milwaukee	13-24	13-16	42
Jan. 23, 2006	at Milwaukee	17-32	4-4	41
Nov. 13, 2007	at Memphis	16-28	6-10	41
Mar. 8, 2008	vs. New Orleans	17-27	4-4	41
Feb. 4, 2005	at Minnesota	11-26	14-18	40
Apr. 8, 2007	at Sacramento	14-28	9-12	40
Dec. 1, 2007	at Sacramento	14-30	7-8	40

## Calvin Murphy (7 Games)

Date	Opponent	FGM-A	FTM-A	TP
Mar. 18, 1978	vs. New Jersey	24-40	9-12	57*
Mar. 10, 1978	vs. Washington	21-38	4-4	46
Dec. 28, 1974	vs. Buffalo	18-25	9-10	45
Apr. 7, 1978	vs. New Orleans	17-32	8-8	42
Jan. 3, 1981	vs. Denver	16-27	10-10	42
Jan. 7, 1978	at Atlanta	18-31	5-6	41
Oct. 31, 1975	at Detroit	15-23	10-10	40

## Clyde Drexler (4 Games)

Date	Opponent	FGM-A	FTM-A	TP
Nov. 5, 1997	at L.A. Clippers	15-25	10-11	43
Mar. 30, 1995	at L.A. Clippers	12-23	14-18	41
Dec. 2, 1995	vs. Charlotte	17-23	2-4	41
Apr. 6, 1995	at Golden State	14-22	10-14	40

## Ralph Sampson (4 Games)

Date	Opponent	FGM-A	FTM-A	TP
Nov. 17, 1984	vs. San Antonio	19-27	5-6	43
Feb. 7, 1985	vs. Golden State	17-24	8-12	42
Feb. 8, 1984	at Philadelphia	16-26	9-10	41
Feb. 16, 1985	at Cleveland	13-25	15-17	41

## Cuttino Mobley (3 Games)

Date	Opponent	FGM-A	FTM-A	TP
Jan. 18, 2001	at Golden State	14-26	11-13	41
Jan. 24, 2002	vs. New Jersey	13-24	12-12	41
Feb. 23, 2002	vs. Boston	13-26	10-10	40

## One Game Each (14 Rockets)

Player	Date	Opponent	FGM-A	FTM-A	TP
Mike Dunleavy	Dec. 6, 1980	vs. Denver	19-30	10-13	48
Steve Francis	Jan. 17, 2003	vs. L.A. Lakers	12-21	14-17	44
Luis Scola	Mar. 13, 2010	vs. New Jersey	20-25	4-6	44
Charles Barkley	Nov. 29, 1997	at Golden State	15-20	12-14	43
Stu Lantz	Oct. 20, 1970	vs. Phoenix	16-27	11-13	43
Aaron Brooks	Jan. 13, 2010	vs. Minnesota	14-30	9-12	43
Jim Barnett	Feb. 18, 1970	vs. Seattle (at Eugene)	18-29	6-10	42
Henry Finkel	Mar. 7, 1968	vs. L.A. Lakers	13-22	16-18	42
Allen Leavell	Feb. 2, 1983	vs. Denver	14-26	11-12	42
Kenny Smith	Dec. 26, 1993	at L.A. Lakers	16-24	6-6	41
Eric Floyd	Feb. 26, 1991	at Denver	16-25	7-7	40
Robert Horry	Nov. 16, 1995	at Milwaukee	16-26	0-1	40
Don Kojis	Dec. 3, 1969	vs. Chicago	17-19	6-6	40
Otis Thorpe	Dec. 7, 1993	vs. Charlotte	14-19	12-12	40

## Rudy Tomjanovich (3 Games)

Date	Opponent	FGM-A	FTM-A	TP
Jan. 13, 1974	vs. Buffalo	16-27	10-13	42
Dec. 6, 1974	vs. Boston	19-31	3-3	41
Jan. 12, 1977	vs. Boston	17-27	6-8	40

## Kevin Martin (2 Games)

Date	Opponent	FGM-A	FTM-A	TP
Jan. 5, 2011	vs. Portland	13-18	13-15	45
Dec. 11, 2010	vs. Cleveland	12-19	13-14	40

## Vernon Maxwell (2 Games)

Date	Opponent	FGM-A	FTM-A	TP
Jan. 26, 1991	vs. Cleveland	14-25	19-22	51
Apr. 5, 1991	at Denver	14-25	9-10	45

## Yao Ming (2 Games)

Date	Opponent	FGM-A	FTM-A	TP
Feb. 22, 2004	vs. Atlanta	15-21	11-13	41
Dec. 20, 2004	vs. Toronto	13-16	14-18	40

# Opponents 40-Point Club

## Kobe Bryant (8 Games)

Date	Team	FGM-A	FTM-A	TP
Dec. 15, 2006	at L.A. Lakers	17-38	14-16	53
Mar. 30, 2007	at L.A. Lakers	19-44	12-14	53
Feb. 18, 2003	at L.A. Lakers	19-28	11-11	52
Nov. 17, 2002	at L.A. Lakers	18-37	9-11	46
Dec. 21, 2000	L.A. Lakers	20-26	4-6	45
Oct. 30, 2007	at L.A. Lakers	13-32	18-27	45
Apr. 2, 2006	at L.A. Lakers	19-32	2-2	43
Nov. 4, 2009	L.A. Lakers	15-30	11-15	41

## Kareem Abdul-Jabbar (7 Games)

Date	Team	FGM-A	FTM-A	TP
Jan. 25, 1973	Milwaukee	24-32	0-0	48
Feb. 6, 1986	L.A. Lakers	21-30	4-4	46
Mar. 3, 1974	Milwaukee	19-33	6-9	44
Mar. 16, 1986	at L.A. Lakers	16-24	11-16	43
Mar. 18, 1972	Milwaukee	17-27	8-12	42
Feb. 3, 1978	Milwaukee	17-30	7-8	41
Feb. 5, 1985	L.A. Lakers	16-29	8-9	40

## George Gervin (5 Games)

Date	Team	FGM-A	FTM-A	TP
Mar. 30, 1979	at San Antonio	15-24	16-18	46
Dec. 30, 1981	at San Antonio	17-33	8-9	42
Jan. 25, 1985	San Antonio	21-26	0-0	42
Feb. 12, 1980	at San Antonio	15-25	8-8	41
Jan. 13, 1984	at San Antonio	15-26	10-12	40

## Michael Jordan (5 Games)

Date	Team	FGM-A	FTM-A	TP
Jan. 18, 1998	at Chicago	16-29	11-12	45
Dec. 12, 1987	at Chicago	16-28	12-12	44
Mar. 16, 1987	Chicago	15-28	14-14	44
Jan. 15, 1987	at Chicago	17-43	8-9	43
Apr. 5, 1998	Chicago	18-31	3-5	40

## Jerry West (4 Games)

Date	Team	FGM-A	FTM-A	TP
Feb. 3, 1968	L.A. Lakers	15-25	12-15	42
Nov. 29, 1970	at L.A. Lakers	16-27	9-10	41
Jan. 1, 1971	at L.A. Lakers	17-34	7-8	41
Dec. 30, 1968	L.A. Lakers	15-30	10-13	40

## Julius Erving (3 Games)

Date	Team	FGM-A	FTM-A	TP
Oct. 13, 1979	at Philadelphia	15-22	14-14	44
Feb. 8, 1984	at Philadelphia	15-25	11-13	42
Nov. 23, 1979	Philadelphia	17-29	7-7	41

## Gail Goodrich (3 Games)

Date	Team	FGM-A	FTM-A	TP
Mar. 9, 1969	at Phoenix	16-32	15-18	47
Feb. 5, 1974	L.A. Lakers	18-29	8-10	44
Dec. 8, 1971	L.A. Lakers	16-29	10-12	42

## Allen Iverson (3 Games)

Date	Team	FGM-A	FTM-A	TP
Jan. 15, 2002	at Philadelphia	21-42	14-14	58
Feb. 3, 2000	Philadelphia	16-25	7-12	40
Mar. 1, 2006	Philadelphia	16-29	7-9	40

## Bob McAdoo (3 Games)

Date	Team	FGM-A	FTM-A	TP
Mar. 18, 1975	Buffalo	22-31	7-9	51
Mar. 28, 1973	Buffalo (at S.A.)	20-36	5-6	45
Mar. 22, 1975	at Buffalo	18-30	6-9	42

## Geoff Petrie (3 Games)

Date	Team	FGM-A	FTM-A	TP
Jan. 20, 1973	Portland	19-35	13-14	51
Mar. 16, 1973	at Portland	19-28	13-16	51
Mar. 7, 1971	Portland	16-32	8-9	40

## Carmelo Anthony (3 Games)

Date	Team	FGM-A	FTM-A	TP
Feb. 7, 2011	at Denver	16-24	16-18	50
Mar. 15, 2010	Denver	18-35	6-7	45
Nov. 14, 2013	at New York	17-30	9-11	45

## Nate Archibald (2 Games)

Date	Team	FGM-A	FTM-A	TP
Nov. 18, 1972	Kansas City	17-34	17-18	51
Feb. 13, 1973	at Kansas City	22-33	5-5	49

## Gilbert Arenas (2 Games)

Date	Team	FGM-A	FTM-A	TP
Jan. 3, 2006	at Washington	13-25	13-16	44
Dec. 9, 2006	at Washington	13-30	8-13	41

## Larry Bird (2 Games)

Date	Team	FGM-A	FTM-A	TP
Mar. 17, 1985	at Boston	17-32	14-15	48
Feb. 9, 1988	Boston	17-27	9-10	44

## Tom Chambers (2 Games)

Date	Team	FGM-A	FTM-A	TP
Jan. 6, 1988	at Seattle	15-23	15-15	46
Mar. 10, 1987	Seattle	14-27	11-12	42

## Adrian Dantley (2 Games)

Date	Team	FGM-A	FTM-A	TP
Jan. 4, 1984	Utah (at Las Vegas)	9-15	28-29	46
Nov. 14, 1980	at Utah	16-27	11-11	43

## Monta Ellis (2 Games)

Date	Team	FGM-A	FTM-A	TP
Oct. 27, 2010	at Golden State	18-24	9-12	46
Dec. 20, 2010	at Golden State	15-20	11-14	44

## Alex English (2 Games)

Date	Team	FGM-A	FTM-A	TP
Nov. 19, 1985	at Denver	21-30	12-12	54
Dec. 30, 1985	at Denver	17-33	8-11	42

## Antonio McDyess (2 Games)

Date	Team	FGM-A	FTM-A	TP
Nov. 30, 2000	at Denver	15-28	10-12	40
Jan. 20, 2000	Denver	15-25	10-11	40

## Glenn Rice (2 Games)

Date	Team	FGM-A	FTM-A	TP
Jan. 21, 1997	Charlotte	13-25	14-16	42
Dec. 9, 1993	Miami	14-29	8-10	40

## Russell Westbrook (2 Games)

Date	Team	FGM-A	FTM-A	TP
Jan. 5, 2017	Oklahoma City	16-34	9-11	49
Apr. 5, 2015	at Oklahoma City	12-29	12-15	40

## Dominique Wilkins (2 Games)

Date	Team	FGM-A	FTM-A	TP
Dec. 21, 1985	at Atlanta	19-32	10-10	49
Dec. 17, 1995	Boston	16-27	6-9	43



# Opponents 40-Point Club

## One Game Each (62 Opponents)

Player	Date	Team	FGM-A	FTM-A	TP
Dirk Nowitzki	Dec. 2, 2004	at Dallas	15-32	21-22	53
Rick Barry	Jan. 17, 1973	Golden State (at S.A.)	24-33	3-4	51
Phil Smith	Dec. 11, 1976	at Golden State	18-27	15-20	51
Corey Brewer	Apr. 11, 2014	at Minnesota	19-30	11-15	51
Dana Barros	Mar. 14, 1995	at Philadelphia	21-26	6-8	50
Cazzie Russell	Dec. 11, 1973	at Golden State	22-43	5-6	49
Lou Hudson	Mar. 11, 1970	at Atlanta	22-33	4-5	48
Mike Woodson	Feb. 20, 1983	Kansas City	22-24	3-6	48
Mitch Richmond	Dec. 15, 1995	Sacramento	17-29	10-13	47
Mike Mitchell	Feb. 8, 1980	Cleveland	20-36	6-7	46
Jerry Stackhouse	Jan. 4, 2001	Detroit	15-27	13-14	46
Kevin Durant	Mar. 11, 2014	at Oklahoma City	12-22	13-16	45
World B. Free	Feb. 16, 1985	at Cleveland	17-30	5-5	45
Walt Hazzard	Dec. 28, 1967	Seattle	17-34	11-13	45
Karl Malone	Apr. 19, 1995	at Utah	16-24	13-18	45
Kiki Vandeweghe	Mar. 6, 1984	at Denver	16-26	13-14	45
Dwyane Wade	Dec. 29, 2010	Miami	17-24	10-10	45
Paul George	Feb. 2, 2019	Oklahoma City	12-22	15-18	45
Connie Hawkins	Mar. 22, 1970	Phoenix	15-30	14-18	44
Gus Johnson	Feb. 11, 1968	at Baltimore	19-28	6-8	44
Drazen Petrovic	Jan. 24, 1993	at New Jersey	17-23	7-7	44
Jalen Rose	Mar. 16, 2002	Chicago	18-34	5-5	44
Tom Van Arsdale	Feb. 13, 1971	Cincinnati	19-31	6-8	44
David West	Dec. 29, 2009	New Orleans	18-30	6-8	44
Vince Carter	Mar. 5, 2002	Toronto	18-31	5-6	43
Walt Frazier	Oct. 30, 1969	at New York	14-22	15-19	43
Kevin Grevey	Mar. 10, 1978	Washington	15-24	13-15	43
Antawn Jamison	Jan. 18, 2001	at Golden State	14-27	13-16	43
Jason Kidd	Mar. 29, 2001	Phoenix	16-34	6-8	43
Bob Love	Mar. 6, 1974	Chicago	18-29	7-7	43
Pete Maravich	Feb. 6, 1977	at New Orleans	17-33	9-10	43
George McGinnis	Jan. 9, 1980	Denver	14-17	15-17	43
Gary Payton	Apr. 16, 2000	Seattle	17-31	7-8	43
Stephen Jackson	Jan. 12, 2010	at Charlotte	15-22	10-11	43
Otis Birdsong	Dec. 5, 1980	at Kansas City	19-25	4-4	42
Butch Carter	Nov. 1, 1983	at Indiana	16-23	8-14	42
DeMar DeRozan	Mar. 30, 2015	at Toronto	14-27	12-17	42
Bob Lanier	Nov. 4, 1972	Detroit (at S.A.)	17-33	8-8	42
Jack Marin	Nov. 7, 1971	Baltimore	18-28	6-7	42
Jamal Mashburn	Apr. 11, 1995	Dallas	16-37	9-16	42
Sidney Moncrief	Feb. 24, 1983	Milwaukee	14-24	14-14	42
Bob Rule	Feb. 18, 1970	Seattle (at Eugene)	16-33	10-12	42
Brandon Roy	Oct. 31, 2009	Portland	12-20	13-13	42
Michael Adams	Apr. 5, 1991	at Denver	15-34	5-5	41
Elgin Baylor	Feb. 25, 1968	L.A. Lakers	16-23	9-15	41
Billy Cunningham	Oct. 14, 1971	Philadelphia	14-21	13-17	41
John Drew	Feb. 18, 1978	Atlanta	12-26	17-19	41
Clyde Drexler	Mar. 20, 1990	Portland	18-26	5-8	41
Shaquille O'Neal	Jan. 19, 2001	at L.A. Lakers	17-23	7-18	41
Charlie Scott	Feb. 17, 1973	Phoenix	15-28	11-13	41
David Thompson	Jan. 12, 1978	Denver	17-24	7-8	41
Karl-Anthony Towns	Dec. 17, 2016	at Minnesota	14-24	10-12	41
John Williamson	Feb. 18, 1979	at New Jersey	17-30	7-10	41
Baron Davis	Apr. 5, 2005	at Golden State	11-20	15-16	40
Mike Davis	Nov. 18, 1969	at Baltimore	17-30	6-7	40
Rudy LaRusso	Feb. 1, 1968	San Francisco	17-28	6-8	40
Jeff Malone	Nov. 28, 1992	Utah	16-21	8-10	40
Stephon Marbury	Feb. 17, 1999	Minnesota	16-24	8-11	40
Don Nelson	Feb. 25, 1970	at Boston	13-18	14-15	40
Jim Paxson	Jan. 15, 1985	at Portland	16-18	7-8	40
David Robinson	Mar. 12, 1994	San Antonio	15-26	10-14	40
O.J. Mayo	Dec. 8, 2012	Dallas	15-26	4-4	40
J.J. Redick	Jan. 18, 2016	at L.A. Clippers	11-19	9-9	40
Kemba Walker	Mar. 11, 2019	Charlotte	14-20	6-7	40

# Rockets Team Records

## Most Points Scored

<b>Season:</b>	9,732 (118.7 per game)	1969-70
	9,458 (115.3 per game)	2016-17
	9,456 (115.3 per game)	1968-69
<b>Game:</b>	156 at Denver	1/10/91
	151 at Cincinnati	3/12/70
	150 vs. Cincinnati	2/15/70
<b>Half:</b>	94 at Denver, 2nd	1/10/91
	90 at Phoenix, 1st	11/16/17
<b>Quarter:</b>	50 at Denver, 4th	11/10/91
<b>1st Qtr.:</b>	45 at Phoenix	11/16/17
<b>2nd Qtr.:</b>	47 vs. Denver	4/6/14
<b>3rd Qtr.:</b>	49 at LA Lakers	2/19/14
<b>4th Qtr.:</b>	50 at Denver	1/10/91
<b>Overtime:</b>	23 vs. Dallas (2OT), 1st OT	4/11/95

## Fewest Points Scored

<b>Season:</b>	4,711 (94.2 per game)	1998-99
	6,474 (98.1 per game)	2011-12
	7,362 (89.8 per game)	2003-04
<b>Game:</b>	66 vs. Miami	12/21/96
	66 vs. Portland	4/8/03
	66 at Detroit	1/7/04
	66 at Miami	2/9/10
<b>Half:</b>	19 vs. Oklahoma City, 2nd	1/19/14
	24 at San Antonio, 1st	11/13/01
	24 vs. New Orleans (OT), 2nd	1/19/12
<b>Quarter:</b>	7 at L.A. Lakers, 4th	11/15/91
	7 vs. New Orleans, 3rd	12/29/02
	7 vs. New Orleans (OT), 4th	1/19/12
<b>1st Qtr.:</b>	8 3x: last at San Antonio	12/13/03
<b>2nd Qtr.:</b>	8 vs. San Antonio	12/11/03
<b>3rd Qtr.:</b>	7 vs. New Orleans	12/29/02
<b>4th Qtr.:</b>	7 at L.A. Lakers	11/15/91
	7 vs. New Orleans (OT)	1/19/12
<b>Overtime:</b>	0 vs. Portland (OT)	1/22/83

## Largest Margin of Victory

<b>Game:</b>	52 vs. New Jersey	10/18/78
	(139-87)	

## Largest Margin of Defeat

<b>Game:</b>	56* vs. Seattle	12/6/86
	(80-136)	

## Most Field Goals Made

<b>Season:</b>	3,866	1969-70
	3,772	1972-73
	3,759	1985-86
<b>Game:</b>	67 at Cincinnati	3/12/70
	64 vs. L.A. Clippers	3/15/86
	63 vs. Cincinnati	2/15/70
	63 vs. San Antonio	1/20/84

## Fewest Field Goals Made

<b>Season:</b>	1,755	1998-99
	2,489	2011-12
	2,708	2005-06
<b>Game:</b>	23 6x: last at OKC	11/16/14

## Most Field Goals Attempted

<b>Season:</b>	8,867	1969-70
	8,631	1968-69
	8,547	1967-68
<b>Game:</b>	138 vs. San Francisco	11/19/67
	133 at Cincinnati	3/12/70
	130 vs. San Antonio (OT)	4/13/84

## Fewest Field Goals Attempted

<b>Season:</b>	3,798	1998-99
	5,543	2011-12
	6,195	2003-04
<b>Game:</b>	54 vs. Utah	2/4/02
	59 at Chicago	1/5/76
	60 vs. Minnesota	12/8/92
	60 at Golden State	2/6/99
	60 at Vancouver	3/6/99
	60 at Memphis	11/25/05

## Highest Field Goal Percentage

<b>Season:</b>	.504	1984-85
	.497	1978-79
	.495	1983-84
<b>Game:</b>	.685 vs. Philadelphia	2/16/93
	(61-89)	
	.667 at Portland	4/5/84
	(50-75)	
	.654 at Boston	10/24/73
	(53-81)	
<b>Quarter:</b>	.950 vs. New York	3/19/80
	(19-20)	

## Lowest Field Goal Percentage

<b>Season:</b>	.417	1967-68
	.421	1970-71
	.428	1968-69
<b>Game:</b>	.288 at Oklahoma City	11/16/14
	(23-80)	
	.295 vs. New York	12/27/02
	(23-78)	
	.295 vs. Portland	4/8/03
	(26-88)	

## Most Consecutive Field Goals Made

<b>Game:</b>	22 vs. Portland	2/22/83
--------------	-----------------	---------

## Most 3-Point Field Goals Made

<b>Season:</b>	1,323	2018-19
	1,256	2017-18
	1,181	2016-17
<b>Game:</b>	27 vs. Phoenix	4/7/19
	26 at Sacramento	4/2/19
	26 vs. Washington	12/19/18

## Fewest 3-Point Field Goals Made

<b>Season:</b>	21	1980-81
	30	1983-84
	41	1984-85
<b>Game:</b>	0 multiple, last vs. San Antonio	3/18/06

## Most 3-Point Field Goals Attempted

<b>Season:</b>	3,721	2018-19
	3,470	2017-18
	3,306	2016-17
<b>Game:</b>	70 vs. Brooklyn	1/16/19
	68 vs. L.A. Lakers	1/19/19
	61 at Sacramento	4/2/19
	61 vs. New Orleans	12/16/16

## Fewest 3-Point Field Goals Attempted

<b>Season:</b>	118	1980-81
	154	1983-84
	176	1981-82
<b>Game:</b>	0 multiple, last vs. San Antonio	2/28/88

# Rockets Team Records

## Highest 3-Point Field Goal Percentage

<b>Season:</b>	.375	2008-09
	.372	2006-07
	.368	1994-95
	.368	1998-99
<b>Game:</b>	.750	vs. Golden State (12-16)
	.714	vs. L.A. Lakers (5-7)
	.696	at Milwaukee (16-23)
	.696	at Memphis (16-23)
		4/7/94
		12/21/00
		2/17/10
		12/3/10

## Lowest 3-Point Field Goal Percentage

<b>Season:</b>	.178	1980-81
	.195	1983-84
	.220	1984-85
<b>Game:</b>	.000	at Orlando (0-15)
	.000	vs. Indiana (0-11)
	.000	at Minnesota (0-11)
	.000	vs. Portland (0-11)
		3/30/91
		1/5/91
		3/30/00
		2/13/05

## Most Free Throws Made

<b>Season:</b>	2,188	1970-71
	2,083	1967-68
	2,074	1968-69
<b>Game:</b>	47	at Seattle 46 vs. Cleveland 46 at Phoenix
		12/28/67
		10/22/70
		11/25/87

## Fewest Free Throws Made

<b>Season:</b>	865	1998-99
	1,018	2011-12
	1,342	2007-08
<b>Game:</b>	2	at Denver 3 vs. Portland 3 at Chicago 4 6x: last at Phoenix
		1/27/78
		2/22/83
		1/5/15
		2/9/12

## Most Free Throws Attempted

<b>Season:</b>	3,039	1968-69
	2,929	1967-68
	2,921	1970-71
<b>Game:</b>	65	at Seattle 57 vs. St. Louis 57 at Philadelphia
		12/28/67
		1/3/68
		11/17/71

## Fewest Free Throws Attempted

<b>Season:</b>	1,187	1998-99
	1,301	2011-12
	1,774	2003-04
<b>Game:</b>	4	at Denver 5 at Chicago 5 vs. Memphis
		1/27/78
		1/5/15
		3/4/15

## Highest Free Throw Percentage

<b>Season:</b>	.812	1973-74
	.805	2008-09
	.801	2010-11
<b>Game:</b>	1.000	at Sacramento (23-23)
	1.000	at Memphis (20-20)
	1.000	at Golden State (19-19)
<b>Quarter:</b>	1.000	vs. Portland, 4th (19-19)
		4/12/10
		3/20/19
		4/5/05
		11/5/91

## Most Consecutive Free Throws Made

<b>Season:</b>	34	3/7/95-3/13/95
----------------	----	----------------

## Lowest Free Throw Percentage

<b>Season:</b>	.682	1968-69
	.694	2015-16
	.699	1984-85
<b>Game:</b>	.214	vs. Portland (3-14)
	.273	vs. Detroit (6-22)
	.353	vs. Minnesota (6-17)
		2/22/83
		12/12/07
		2/21/02

## Most Rebounds

<b>Season:</b>	5,418	1967-68
	5,026	1968-69
	4,786	1969-70
<b>Game:</b>	89	vs. Seattle 83 vs. Baltimore 82 vs. San Francisco
		1/4/69
		1/10/69
		12/2/67

## Fewest Rebounds

<b>Season:</b>	2,075	1998-99
	2,783	2011-12
	3,320	1994-95
<b>Game:</b>	23	at Minnesota 24 vs. Utah 25 3x: last at Utah
		2/21/96
		12/23/02
		4/18/07

## Most Offensive Rebounds

<b>Season:</b>	1,403	1981-82
	1,394	1979-80
	1,325	1984-85
<b>Game:</b>	35	vs. San Antonio 35 vs. Seattle 33 vs. Phoenix
		4/13/84
		2/11/82
		2/16/91

## Fewest Offensive Rebounds

<b>Season:</b>	536	1998-99
	739	2017-18
	769	2011-12
<b>Game:</b>	1	at Chicago 2 6x: last vs. Dallas
		11/3/03
		2/11/18

## Most Defensive Rebounds

<b>Season:</b>	2,797	2013-14
	2,673	2006-07
	2,662	2008-09
<b>Game:</b>	50	vs. Dallas 50 vs. Denver 49 vs. Indiana (3OT)
		2/4/81
		11/6/90
		3/13/01

# Rockets Team Records

## Fewest Defensive Rebounds

<b>Season:</b>	1,539	1998-99
	2,014	2011-12
	2,217	1979-80
<b>Game:</b>	15	at Boston
	15	at Portland
	17	3x: last at Minnesota

## Largest Rebound Margin (Rockets)

<b>Game:</b>	32	vs. Seattle	1/4/69
	(89-57)		
	32	at New York (OT)	1/19/71
	(81-49)		
	32	vs. Dallas	2/4/81
	(65-33)		
	32	vs. Seattle	2/11/82
	(61-29)		

## Fewest Rebounds, Two Teams

<b>Game:</b>	54	Utah 30, at Houston 24	12/23/02
--------------	----	------------------------	----------

## Most Assists

<b>Season:</b>	2,318	1985-86	
	2,302	1978-79	
	2,239	1984-85	
<b>Game:</b>	50	vs. L.A. Clippers	3/15/86
	45	vs. Cincinnati	2/15/70
	44	vs. San Antonio	1/20/84
	44	vs. Golden State	2/25/95

## Fewest Assists

<b>Season:</b>	1,058	1998-99	
	1,404	2011-12	
	1,482	2001-02	
<b>Game:</b>	6	at Atlanta	2/23/69
	6	at Washington	4/1/77
	7	at Chicago	1/16/68

## Most Steals

<b>Season:</b>	821	2015-16	
	809	1989-90	
	796	1990-91	
<b>Game:</b>	21	vs. Cleveland	11/16/86
	20	5x: last at L.A. Lakers	12/7/16

## Fewest Steals

<b>Season:</b>	386	1998-99	
	496	2011-12	
	537	2001-02	
<b>Game:</b>	0	at Dallas	11/12/91
	0	vs. Golden State	12/31/05
	1	11x: at Minnesota	2/13/18

## Most Blocked Shots

<b>Season:</b>	597	1984-85	
	571	1991-92	
	555	1986-87	
<b>Game:</b>	20	at Denver	11/16/84
	19	at Chicago	12/9/83
	18	at Denver	1/2/85
	18	vs. Golden State	1/7/86
	18	at Golden State	11/26/88

## Fewest Blocked Shots

<b>Season:</b>	260	1998-99	
	286	1978-79	
	294	1997-98	
<b>Game:</b>	0	59x: last vs. Philadelphia	3/8/19

## Most Blocked Shots, Two Teams

<b>Game:</b>	31	Houston 20, at Denver 11	11/16/84
--------------	----	--------------------------	----------

## Fewest Blocked Shots, Two Teams

<b>Game:</b>	0	at L.A. Lakers	1/22/78
--------------	---	----------------	---------

## Most Personal Fouls

<b>Season:</b>	2,317	1983-84	
	2,188	1967-68	
	2,132	1976-77	
<b>Game:</b>	41	at Atlanta	10/19/74
	41	vs. Detroit	1/20/16
	40	vs. New Jersey	1/25/83
	40	vs. L.A. Lakers	1/10/84
	40	at Kansas City	11/1/84

## Fewest Personal Fouls

<b>Season:</b>	960	1998-99	
	1,347	2011-12	
	1,476	2001-02	
<b>Game:</b>	7	at Milwaukee	2/20/02
	7	at Sacramento	12/1/03
	8	at Minnesota	2/4/00
	8	at New Jersey	3/29/11

## Most Disqualifications

<b>Season:</b>	52	1983-84
	39	1970-71
	36	1973-74
	36	1975-76

## Fewest Disqualifications

<b>Season:</b>	4	2002-03
	5	1998-99
	5	2016-17

## Most Turnovers

<b>Season:</b>	1,759	1974-75	
	1,605	1984-85	
	1,571	1982-83	
<b>Game:</b>	34	vs. Chicago	10/27/73
	34	vs. Kansas City (Omaha)	3/17/74
	33	vs. Cleveland	11/28/79

## Fewest Turnovers

<b>Season:</b>	812	1998-99	
	955	2011-12	
	1,094	2018-19	
<b>Game:</b>	4	vs. Sacramento	1/23/86
	4	vs. Sacramento	11/26/14
	5	4x: last vs. Utah	11/19/16

# Opponents Team Records

## Most Points Scored

<b>Season:</b>	9,986 (121.8 per game)	1969-70
	9,920 (121.0 per game)	1967-68
	9,472 (115.5 per game)	1968-69
<b>Game:</b>	165 at Cincinnati	3/12/70
	159 at Philadelphia	1/25/70
<b>Half:</b>	97 vs. Atlanta, 2nd	2/11/70
	90 at Boston, 2nd	2/25/70
	89 at Cincinnati, 1st	3/12/70
<b>Quarter:</b>	54 vs. Atlanta, 3rd	2/11/70
	54 at Boston, 4th	2/25/70
	50 vs. San Antonio, 2nd	11/17/84
<b>1st Qtr.:</b>	47 at Boston	1/26/73
<b>2nd Qtr.:</b>	50 vs. San Antonio	11/17/84
<b>3rd Qtr.:</b>	54 vs. Atlanta	2/11/70
<b>4th Qtr.:</b>	54 at Boston	2/25/70
<b>Overtime:</b>	23 vs. Dallas (2OT), 1st OT	4/11/95

## Fewest Points Scored

<b>Season:</b>	4,595 (91.9 per game)	1998-99
	6,459 (97.9 per game)	2011-12
	7,220 (88.0 per game)	2003-04
<b>Game:</b>	62 at Charlotte	12/8/06
	63 vs. Utah	1/3/04
	63 vs. Cleveland	12/2/06
	65 2x: last at OKC	11/16/15
<b>Half:</b>	23 vs. Washington, 1st	2/26/08
	24 vs. New Jersey, 1st	3/8/03
	25 at Seattle, 2nd	4/4/08
<b>Quarter:</b>	6 at Seattle, 3rd	3/8/05
	6 vs. New Orleans	4/26/12
	7 at Sacramento, 4th	11/2/97
	7 vs. Utah, 4th	1/3/04
<b>1st Qtr.:</b>	8 vs. San Francisco	12/2/67
<b>2nd Qtr.:</b>	8 5x: last vs. New Jersey	3/8/03
<b>3rd Qtr.:</b>	6 at Seattle	3/8/05
<b>4th Qtr.:</b>	6 vs. New Orleans	4/26/12
<b>Overtime:</b>	2 vs. Phoenix (OT)	3/20/99

## Most Field Goals Made

<b>Season:</b>	3,947	1969-70
	3,837	1967-68
	3,824	1972-73
<b>Game:</b>	67 at Cincinnati	3/12/70
	64 vs. Baltimore	3/1/68
	63 at Philadelphia	1/25/70
	63 at Golden State	3/15/73

## Fewest Field Goals Made

<b>Season:</b>	1,793	1998-99
	2,474	2011-12
	2,636	2003-04
<b>Game:</b>	20 at Oklahoma City	11/16/14
	21 at Chicago	11/3/03
	22 vs. Cleveland	12/2/06
	23 6x: last at Charlotte	12/8/06

## Most Field Goals Attempted

<b>Season:</b>	8,635	1969-70
	8,586	1968-69
	8,189	1967-68
<b>Game:</b>	131 at Cincinnati	3/12/70
	130 at San Francisco	10/18/69
	128 vs. Philadelphia (N.Y.)	12/10/68
	128 vs. Dallas	4/11/95

## Fewest Field Goals Attempted

<b>Season:</b>	4,136	1998-99
	5,427	2011-12
	6,310	2005-06

<b>Game:</b>	59 vs. Cleveland	3/21/96
	61 at Utah	4/10/06
	64 at Minnesota	1/19/13

## Highest Field Goal Percentage

<b>Season:</b>	.503	1982-83
	.498	1978-79
	.497	1981-82
<b>Game:</b>	.676 at San Antonio	4/7/85
	(48-71)	
	.675 at Utah	2/27/10
	(52-77)	
	.662 at Atlanta	3/2/74
	(51-77)	

## Lowest Field Goal Percentage

<b>Season:</b>	.412	2003-04
	.423	2004-05
	.429	2005-06
	.429	2006-07
<b>Game:</b>	.266 at Chicago	11/3/03
	(21-79)	
	.268 at L.A. Clippers	2/28/00
	(26-97)	
	.282 vs. Cleveland	12/2/06
	(22-78)	

## Most 3-Point Field Goals Made

<b>Season:</b>	831	2018-19
	829	2017-18
	820	2016-17
<b>Game:</b>	22 at L.A. Clippers	1/18/16
	19 vs. Charlotte	1/10/17
	18 4x: last at Washington	12/29/17

## Fewest 3-Point Field Goals Made

<b>Season:</b>	33	1982-83
	42	1983-84
	48	1981-82
<b>Game:</b>	0 many times, last vs. Memphis	12/30/11

## Most 3-Point Field Goals Attempted

<b>Season:</b>	2,044	2018-19
	2,389	2016-17
	2,061	2017-18
<b>Game:</b>	44 at Brooklyn	1/15/17
	44 at Golden State	12/1/16
	43 2x: last vs. Cleveland	3/12/17

## Fewest 3-Point Field Goals Attempted

<b>Season:</b>	125	1982-83
	157	1983-84
	171	1980-81
<b>Game:</b>	0 many times, last vs. Boston	2/18/93

## Highest 3-Point Field Goal Percentage

<b>Season:</b>	.376	1994-95
	.372	2003-04
	.369	2005-06
<b>Game:</b>	.800 vs. San Antonio	2/20/00
	(8-10)	
	.778 at San Antonio	2/12/80
	(7-9)	
	.778 at Portland	11/11/00
	(7-9)	



# Opponents Team Records

## Lowest 3-Point Field Goal Percentage

<b>Season:</b>	.238	1981-82
	.264	1982-83
	.268	1983-84
<b>Game:</b>	.000 vs. Philadelphia	2/22/88
	(0-14)	
	.000 vs. Cleveland	10/31/97
	(0-13)	
	.000 vs. Memphis	10/29/08
	(0-13)	
	.000 at Phoenix	11/15/02
	(0-11)	
	.000 vs. Atlanta	12/29/06
	(0-11)	

## Most Free Throws Made

<b>Season:</b>	2,246	1967-68
	2,116	1983-84
	2,092	1969-70
<b>Game:</b>	46 at Phoenix	12/11/71
	46 at Denver	3/15/81
	44 at Phoenix	10/16/71
	44 at Denver	3/21/84

## Fewest Free Throws Made

<b>Season:</b>	779	1998-99
	1,142	2011-12
	1,201	2017-18
<b>Game:</b>	1 vs. New Orleans	11/19/77
	3 at Milwaukee	11/16/95
	3 at Memphis	11/30/01
	3 at Milwaukee	2/20/02

## Most Free Throws Attempted

<b>Season:</b>	3,133	1967-68
	2,950	1968-69
	2,804	1969-70
<b>Game:</b>	62 vs. St. Louis	1/3/68
	59 vs. Detroit	1/20/16
	59 at Phoenix	12/11/71
	59 at Portland	12/8/84

## Fewest Free Throws Attempted

<b>Season:</b>	1,062	1998-99
	1,490	2011-12
	1,610	2017-18
<b>Game:</b>	3 at Milwaukee	2/20/02
	4 at Memphis	11/30/02
	4 at Utah	2/12/03

## Highest Free Throw Percentage

<b>Season:</b>	.788	1979-80
	.781	2010-11
	.779	1986-87
	.779	1999-2000
<b>Game:</b>	1.000 at Golden State	4/11/91
	(33-33)	
	1.000 at L.A. Clippers	10/21/18
	(26-26)	
	1.000 vs. Chicago	2/9/77
	(25-25)	

## Lowest Free Throw Percentage

<b>Season:</b>	.707	1995-96
	.708	1968-69
	.717	1967-68

## Most Rebounds

<b>Season:</b>	4,959	1968-69
	4,933	1967-68
	4,550	1969-70
<b>Game:</b>	82 at San Francisco	1/7/69
	79 vs. Detroit (N.Y.)	2/6/68
	77 at Chicago	1/18/69
	77 at Detroit	2/8/69

## Fewest Rebounds

<b>Season:</b>	2,055	1998-99
	2,756	2011-12
	3,258	2003-04
<b>Game:</b>	20 vs. Buffalo	2/17/74
	24 4x: last vs. Atlanta	2/17/97

## Most Offensive Rebounds

<b>Season:</b>	1,290	1979-80
	1,261	1987-88
	1,242	1990-91
<b>Game:</b>	31 at Denver	11/16/84
	31 at San Antonio	1/4/92

## Fewest Offensive Rebounds

<b>Season:</b>	664	1998-99
	710	2017-18
	729	2011-12
<b>Game:</b>	1 at Cleveland	3/23/75
	2 2x: last vs. San Antonio	11/12/16

## Most Defensive Rebounds

<b>Season:</b>	2,738	2017-18
	2,735	2016-17
	2,710	1982-83
<b>Game:</b>	50 at San Antonio	4/1/83
	50 vs. Detroit	3/22/18
	49 at San Antonio	1/15/82

## Fewest Defensive Rebounds

<b>Season:</b>	1,391	1998-99
	2,027	2011-12
	2,222	1984-85
<b>Game:</b>	13 vs. Buffalo	2/17/74
	13 vs. New Jersey	1/3/79
	14 vs. New York	3/24/88

## Largest Rebound Margin (Opponent)

<b>Game:</b>	34 at Baltimore	12/1/72
	(73-39)	
	34 vs. San Diego	3/13/84
	(66-32)	

## Most Assists

<b>Season:</b>	2,278	1978-79
	2,252	1982-83
	2,223	1979-80
<b>Game:</b>	47 vs. Phoenix (Tucson)	3/15/69
	46 at Milwaukee	11/10/78
	45 vs. Kansas City	2/9/73
	45 at San Antonio	12/8/79
	45 at Milwaukee	12/21/80

## Fewest Assists

<b>Season:</b>	1,034	1998-99
	1,321	2011-12
	1,548	2007-08
<b>Game:</b>	7 vs. Baltimore (Chicago)	2/8/68
	7 vs. New Orleans	12/29/03
	7 vs. Denver	1/27/10
	8 vs. Milwaukee (Astrodome)	1/22/70
	8 vs. Boston	12/6/05
	8 vs. Denver	11/24/07

# Opponents Team Records

## Most Steals

<b>Season:</b>	800	1988-89
	790	1989-90
	782	1983-84
<b>Game:</b>	24	11/30/89
	21	11/16/82
	20	3/7/04
		vs. Charlotte
		at New York
		3x: last vs. Dallas

## Fewest Steals

<b>Season:</b>	441	1998-99
	495	2011-12
	547	1976-77
<b>Game:</b>	0	1/23/86
	0	1/22/11
	1	2/25/15
		vs. Sacramento
		vs. Orlando
		11x: last vs. LA Clippers

## Most Blocked Shots

<b>Season:</b>	532	2009-10
	498	2012-13
	460	2013-14
<b>Game:</b>	18	1/19/80
	17	11/4/73
	16	2/8/84
		at Detroit
		at L.A. Lakers
		3x: last at Philadelphia

## Fewest Blocked Shots

<b>Season:</b>	245	1998-99
	308	1974-75
	311	1975-76
<b>Game:</b>	0	4/7/19
		50x: last vs. Phoenix

## Most Personal Fouls

<b>Season:</b>	2,265	1968-69
	2,190	1967-68
	2,141	1970-71
<b>Game:</b>	43	12/28/67
	41	2/18/79
	40	1/19/69
		at Seattle
		at New Jersey
		at Phoenix

## Fewest Personal Fouls

<b>Season:</b>	1,030	1998-99
	1,215	2011-12
	1,615	2007-08
<b>Game:</b>	9	1/27/78
	9	4/12/85
	9	3/25/07
	9	2/26/08
	9	3/24/19
		at Denver
		vs. L.A. Clippers
		at N.O./Okla. City
		vs. Washington
		at New Orleans

## Most Disqualifications

<b>Season:</b>	48	1968-69
	43	1978-79
	41	1970-71

## Fewest Disqualifications

<b>Season:</b>	2	1998-99
	4	2011-12
	4	2018-19

## Most Turnovers

<b>Season:</b>	1,596	1979-80
	1,504	1982-83
	1,495	1984-85
<b>Game:</b>	35	2/18/75
	34	12/17/74
	33	1/26/73
		vs. Portland
		vs. New Orleans
		at Boston

## Fewest Turnovers

<b>Season:</b>	653	1998-99
	972	2011-12
	988	2001-02
<b>Game:</b>	3	1/16/01
	3	12/30/01
	4	2/25/99
	4	4/1/15
		vs. Toronto
		at L.A. Lakers
		vs. Atlanta
		vs. Sacramento

# Rockets Individual Records

## Seasons Played

<b>Career:</b>	17	Hakeem Olajuwon	1984-2001
	13	Calvin Murphy	1970-83
	11	Rudy Tomjanovich	1970-81

## Games Played

<b>Career:</b>	1,177	Hakeem Olajuwon	1984-2001
<b>Season:</b>	82	87 times by 46 Rockets; last by P.J. Tucker	2018-19
<b>Consecutive:</b>	442	Elvin Hayes	1968-72, 1981-83 (1/6/83)
	388	Sleepy Floyd	3/4/88-1/14/92
	328	Otis Thorpe	1988-92

## Minutes Played

<b>Career:</b>	42,844	Hakeem Olajuwon	1984-2001
<b>Season:</b>	3,695	Elvin Hayes	1968-69
	3,665	Elvin Hayes	1969-70
	3,633	Elvin Hayes	1970-71
<b>Game:</b>	59	Cuttino Mobley	vs. Atlanta (3OT)
	59	Aaron Brooks	vs. Minnesota (3OT)
	58	Charles Barkley	vs. L.A. Lakers (2OT)
	58	Cuttino Mobley	vs. Indiana (3OT)
	58	Steve Francis	vs. Atlanta (3OT)

## Points

<b>Career:</b>	26,511	Hakeem Olajuwon	1984-2001
<b>Season:</b>	2,818	James Harden	2018-19
	2,520	Moses Malone	1981-82
	2,376	James Harden	2015-16
<b>Game:</b>	61	James Harden	vs. San Antonio
	61	James Harden	at New York
	60	James Harden	vs. Orlando
	58	James Harden	vs. Brooklyn
	58	James Harden	vs. Miami
	57	James Harden	at Memphis
	57	James Harden	vs. Memphis
	57	Calvin Murphy	vs. New Jersey
	56	James Harden	vs. Utah
<b>Half:</b>	39	James Harden	vs. Brooklyn, 2nd
	37	James Harden	vs. San Antonio, 1st
	37	Vernon Maxwell	vs. Cleveland, 2nd
<b>Quarter:</b>	30	Vernon Maxwell	vs. Cleveland, 4th
	27	James Harden	vs. San Antoni, 1st
	24	James Harden	vs. L.A. Lakers, 2nd
	24	James Harden	vs. Utah, 3rd
<b>Overtime:</b>	12	Derrick Chievous	vs. Golden State (2OT)

## Most Consecutive Games, Scoring

<b>Double Figures:</b>	341	James Harden	2/20/15-4/9/19
	316	Moses Malone	11/4/78-4/18/82
	258	Hakeem Olajuwon	3/13/92-11/23/95
<b>20+ Points:</b>	57	James Harden	12/8/18-4/9/19
<b>30+ Points:</b>	32	James Harden	12/13/18-2/21/19
<b>40+ Points:</b>	5	James Harden	12/25/18-1/3/19

## Scoring Average

<b>Career:</b>	29.0	James Harden	2012-19
	24.0	Moses Malone	1976-82
	22.7	Tracy McGrady	2004-10
<b>Season:</b>	36.1	James Harden	2018-19
	31.1	Moses Malone	1981-82
	30.4	James Harden	2017-18

## Most Field Goals Made

<b>Career:</b>	10,555	Hakeem Olajuwon	1984-2001
<b>Season:</b>	948	Elvin Hayes	1970-71
	930	Elvin Hayes	1968-69
	914	Elvin Hayes	1969-70
<b>Game:</b>	24	Calvin Murphy	vs. New Jersey
	24	Hakeem Olajuwon	vs. Denver
	21	Calvin Murphy	vs. Washington
	21	Hakeem Olajuwon	vs. Denver (OT)

# Rockets Individual Records

## Most Field Goals Attempted

<b>Career:</b>	20,573	Hakeem Olajuwon		1984-2001
<b>Season:</b>	2,215	Elvin Hayes		1970-71
	2,082	Elvin Hayes		1968-69
	2,020	Elvin Hayes		1969-70
<b>Game:</b>	45	Elvin Hayes	vs. Detroit	11/23/68
	41	Elvin Hayes	at Milwaukee	10/27/70
	41	Elvin Hayes	at L.A. Lakers	1/1/71

## Field Goal Percentage

<b>Career:</b>	.635	Clint Capela		2014-19
	.601	Dwight Howard		2013-16
<b>Season:</b>	.652	Clint Capela		2017-18
(NBA qualifiers)	.648	Clint Capela		2018-19
<b>Game:</b>	1.000	Yao Ming	vs. Miami	1/17/09
(min. 10 att.)	(12-12)			

## 3-Point Field Goals Made

<b>Career:</b>	1,705	James Harden		2014-19
<b>Season:</b>	378	James Harden		2018-19
	265	James Harden		2017-18
	262	James Harden		2016-17
<b>Game:</b>	10	James Harden	at Golden State	1/3/19
	10	Chandler Parsons	vs. Memphis	1/24/14
<b>Consecutive, Without Miss:</b>	10	Kenny Smith		1/22/91-2/6/91
<b>Consecutive Games:</b>	79	James Harden		3/10/17-3/20/18
	63	James Harden		3/24/18-2/21/19
	53	James Harden		3/14/16-1/5/17

## 3-Point Field Goals Attempted

<b>Career:</b>	4,687	James Harden		2012-19
<b>Season:</b>	1,028	James Harden		2018-19
	756	James Harden		2016-17
	727	James Harden		2017-18
<b>Game:</b>	23	James Harden	vs. Sacramento	3/30/19
	23	James Harden	at Golden State	1/3/19

## 3-Point Field Goal Percentage

<b>Career:</b>	.407	Kenny Smith		1990-96
	.407	Scott Brooks		1992-95
<b>Season:</b>	.451	Jon Barry		2004-05
	.446	Matt Bullard		1999-2000
	.441	Luther Head		2006-07
<b>Game:</b>	1.000	Aaron Brooks	vs. Memphis	3/17/10
(min. 5 made)	(7-7)			
	1.000	Shane Battier	at Milwaukee	2/17/10
	(6-6)			
	1.000	Chandler Parsons	vs. Brooklyn	11/29/13
	(6-6)			

## Most Free Throws Made

<b>Career:</b>	5,376	Hakeem Olajuwon		1984-2001
<b>Season:</b>	754	James Harden		2018-19
	746	James Harden		2016-17
	720	James Harden		2015-16
<b>Game:</b>	22	James Harden	at New York	1/23/19
	22	James Harden	vs. Denver	3/19/15
	22	James Harden	vs. Memphis	12/26/13
	22	Sleepy Floyd	vs. Golden State	2/3/91
<b>Consecutive:</b>	78	Calvin Murphy		12/27/80-2/20/81

## Most Free Throws Attempted

<b>Career:</b>	7,537	Hakeem Olajuwon		1984-2001
<b>Season:</b>	858	James Harden		2018-19
	837	James Harden		2015-16
	827	Moses Malone		1981-82
<b>Game:</b>	27	James Harden	vs. Memphis	12/31/18
	27	Sleepy Floyd	vs. Golden State	2/3/91
	26	Josh Smith	vs. San Antonio	4/10/15
	26	Moses Malone	at Philadelphia	4/4/79

# Rockets Individual Records

## Free Throw Percentage

<b>Career:</b>	.941	Rick Barry		1978-80
<b>Season:</b>	.958	Calvin Murphy		1980-81
	.947	Rick Barry		1978-79
	.935	Rick Barry		1979-80
<b>Game:</b>	1.000	James Harden (19-19)	vs. Detroit	11/21/18
(min. 15 made)		James Harden (19-19)	vs. Toronto	11/14/17

## Rebounds

<b>Career:</b>	13,382	Hakeem Olajuwon		1984-2001
<b>Season:</b>	1,444	Moses Malone		1978-79
	1,406	Elvin Hayes		1968-69
	1,386	Elvin Hayes		1969-70
<b>Game:</b>	37	Moses Malone	at New Orleans	2/9/79
	35	Elvin Hayes	at New York	1/19/71
	33	Charles Barkley	at Phoenix	11/2/96
<b>Half:</b>	21	Toby Kimball	vs. San Francisco	2/2/67
	19	Moses Malone	at New Orleans, 1st	2/9/79
	18	Otis Thorpe	vs. New York, 1st	2/15/90
	18	Marcus Camby	vs. Phoenix, 1st	4/13/12
<b>Quarter:</b>	14	Moses Malone	at New Orleans, 1st	2/9/79
	12	Hakeem Olajuwon	at Seattle, 3rd	2/11/92
	12	Chuck Hayes	at Cleveland, 1st	2/23/11

## Most Games in a Season, Rebounds

<b>10+ Rebounds:</b>	78	Moses Malone		1978-79, 1980-81
<b>20+ Rebounds:</b>	32	Moses Malone		1978-79
	25	Elvin Hayes		1968-69

## Most Consecutive Games, Rebounds

<b>10+ Rebounds:</b>	60	Elvin Hayes		10/30/68-2/22/69
	57	Moses Malone		12/29/78-10/12/79
<b>20+ Rebounds:</b>	5	Elvin Hayes		12/1/70-12/12/70

## Highest Rebounding Average

<b>Career:</b>	15.0	Moses Malone		1976-82
<b>Season:</b>	17.6	Moses Malone		1978-79
	16.9	Elvin Hayes		1969-70
	16.6	Elvin Hayes		1970-71

## Offensive Rebounds

<b>Career:</b>	3,936	Hakeem Olajuwon		1984-2001
<b>Season:</b>	587	Moses Malone		1978-79
	573	Moses Malone		1979-80
	558	Moses Malone		1981-82
<b>Game:</b>	21	Moses Malone	vs. Seattle	2/11/82
	19	Moses Malone	at New Orleans	2/9/79
	16	Moses Malone	vs. Buffalo	11/16/77

## Defensive Rebounds

<b>Career:</b>	9,446	Hakeem Olajuwon		1984-2001
<b>Season:</b>	857	Moses Malone		1978-79
	850	Hakeem Olajuwon		1989-90
	767	Hakeem Olajuwon		1988-89
<b>Game:</b>	25	Charles Barkley	at Phoenix	11/2/96
	22	Hakeem Olajuwon	at Detroit	2/27/90
	22	Charles Barkley	vs. Boston	12/4/96

## Assists

<b>Career:</b>	4,402	Calvin Murphy		1970-83
<b>Season:</b>	907	James Harden		2016-17
	768	John Lucas Jr.		1977-78
	709	Sleepy Floyd		1988-89
<b>Game:</b>	22	Art Williams	at Phoenix	12/28/68
	22	Art Williams	vs. San Francisco	2/14/70
	22	Allen Leavell	vs. New Jersey	1/25/83
	21	Larry Siegfried	at Portland	11/16/70
<b>Half:</b>	14	James Harden	vs. New Orleans, 1st	12/11/17
	14	James Harden	at LA. Lakers, 1st	10/26/16
	14	John Lucas Jr.	vs. Milwaukee, 2nd	10/27/77
<b>Quarter:</b>	12	John Lucas Jr.	vs. Milwaukee, 3rd	10/27/77
	10	Art Williams	at Atlanta, 2nd	10/29/69



# Rockets Individual Records

## Highest Assists Per Game Average

<b>Career:</b>	7.7	James Harden	2012-19
<b>Season:</b>	11.2	James Harden	2016-17
	9.4	John Lucas Jr.	1977-78
	8.8	James Harden	2017-18
	8.8	John Lucas Jr.	1985-86

## Most Double-Figure Assist Games

<b>Career:</b>	113	James Harden	2012-2017
<b>Season:</b>	60	James Harden	2016-17
	33	John Lucas Jr.	1977-78
<b>Consecutive:</b>	12	James Harden	12/21/16-1/11/17
	9	James Harden	3/10-3/28/17

## Steals

<b>Career:</b>	2,088	Hakeem Olajuwon	1984-2001
<b>Season:</b>	213	Hakeem Olajuwon	1988-89
	174	Hakeem Olajuwon	1989-90
	165	Allen Leavell	1982-83
<b>Game:</b>	10	Clyde Drexler	vs. Sacramento 11/1/96
	9	Calvin Murphy	vs. Boston 12/14/73
	9	Rafer Alston	vs. Charlotte 2/10/07

(Steals not officially kept by NBA until 1973-74)

## Blocked Shots

<b>Career:</b>	3,740	Hakeem Olajuwon*	1984-2001
<b>Season:</b>	376	Hakeem Olajuwon	1989-90
	342	Hakeem Olajuwon	1992-93
	304	Hakeem Olajuwon	1991-92
<b>Game:</b>	13	Elvin Hayes	vs. Milwaukee 3/19/71
	13	Elvin Hayes	vs. Phoenix 3/21/71
	13	Ralph Sampson	at Chicago 12/9/83

(Blocks not officially kept by NBA until 1973-74)

\*NBA record holder

## Personal Fouls

<b>Career:</b>	4,236	Hakeem Olajuwon	1984-2001
<b>Season:</b>	361	Kevin Kunnert	1976-77
	344	Don Adams	1970-71
	344	Hakeem Olajuwon	1984-85

## Disqualifications

<b>Career:</b>	80	Hakeem Olajuwon	1984-2001
<b>Season:</b>	17	Kevin Kunnert	1976-77

## Turnovers

<b>Career:</b>	3,569	Hakeem Olajuwon	1984-2001
<b>Season:</b>	464	James Harden	2016-17
	387	James Harden	2018-19
	374	James Harden	2015-16
<b>Game:</b>	12	James Harden	11/23/16
	12	Moses Malone	vs. Toronto at Phoenix 2/6/81

# Opponents Single-Game Records

## Points

<b>Game:</b>	58	Allen Iverson	at Philadelphia (OT)	1/15/02
	54	Alex English	vs. Denver	11/19/85
	53	Dirk Nowitzki	at Dallas (OT)	12/2/04
	53	Kobe Bryant	at L.A. Lakers (2OT)	12/15/06
	53	Kobe Bryant	at L.A. Lakers (OT)	3/30/07
	52	Kobe Bryant	at L.A. Lakers	2/18/03
	51	Nate Archibald	vs. Kansas City	11/18/72
	51	Rick Barry	vs. Golden State	1/17/73
	51	Geoff Petrie	vs. Portland	1/20/73
	51	Geoff Petrie	vs. Portland	3/16/73
	51	Bob McAdoo	vs. Buffalo	3/18/75
	51	Phil Smith	vs. Golden State	12/11/76
	51	Corey Brewer	at Minnesota	4/11/14
	50	2x: last Carmelo Anthony	at Denver	2/7/11
<b>Half:</b>	32	Drazen Petrovic	at New Jersey, 2nd	1/24/93
	32	LeBron James	vs. Miami, 2nd	11/12/12
<b>Quarter:</b>	26	Michael Redd	at Milwaukee, 4th	2/20/02

## Most Field Goals Made

<b>Game:</b>	24	Kareem Abdul-Jabbar	vs. Milwaukee	1/25/73
	24	Rick Barry	vs. Golden State	1/17/73

## Most Field Goals Attempted

<b>Game:</b>	44	Kobe Bryant	at L.A. Lakers (OT)	3/30/07
	43	Cazzie Russell	vs. Golden State	12/11/73
	43	Michael Jordan	vs. Chicago	1/15/87

## Field Goal Percentage

<b>Game:</b>	1.000	Dwight Howard	vs. Orlando	2/24/10
<b>(10+ Att.)</b>	(11-11)			
	.933	Dwight Jones	vs. Atlanta	3/2/74
	(14-15)			

## 3-Point Field Goals Made

<b>Game:</b>	10	Trevor Ariza	vs. Washington	2/12/14
--------------	----	--------------	----------------	---------

## 3-Point Field Goals Attempted

<b>Game:</b>	16	Mookie Blaylock	vs. Atlanta	3/13/95
	16	Stephen Curry	at Golden State	2/9/16
	16	Damian Lillard	at Portland	12/9/17

## Most Free Throws Made

<b>Game:</b>	28	Adrian Dantley	vs. Utah	1/4/84
--------------	----	----------------	----------	--------

## Most Free Throws Attempted

<b>Game:</b>	36	Andre Drummond	vs. Detroit	1/20/16
--------------	----	----------------	-------------	---------

## Free Throw Percentage

<b>Game:</b>	1.000	Amaré Stoudemire	at Phoenix	3/22/08
	(20-20)			

## Rebounds

<b>Game:</b>	32	Dave Cowens	vs. Boston	3/20/73
--------------	----	-------------	------------	---------

## Offensive Rebounds

<b>Game:</b>	15	George Johnson	vs. Golden State	11/24/76
--------------	----	----------------	------------------	----------

## Defensive Rebounds

<b>Game:</b>	23	Al Jefferson	vs. Minnesota (3OT)	1/13/10
--------------	----	--------------	---------------------	---------

## Assists

<b>Game:</b>	29	Kevin Porter	at New Jersey	2/24/78
--------------	----	--------------	---------------	---------

## Steals

<b>Game:</b>	10	Alvin Robertson	vs. San Antonio	1/11/89
--------------	----	-----------------	-----------------	---------

## Blocked Shots

<b>Game:</b>	14	Elmore Smith	vs. L.A. Lakers	11/4/73
--------------	----	--------------	-----------------	---------

## Turnovers

<b>Game:</b>	12	Scottie Pippen	vs. Chicago	1/30/96
--------------	----	----------------	-------------	---------

# Rockets Rookie Records

## Season

**Points:**  
2,327 Elvin Hayes (1968-69)

**Rebounds:**  
1,406 Elvin Hayes (1968-69)

**Assists:**  
507 Steve Francis (1999-2000)

**Steals:**  
125 John Lucas Jr. (1976-77)

**Blocked Shots:**  
220 Hakeem Olajuwon (1984-85)

**Minutes Played:**  
3,695\* Elvin Hayes (1968-69)

**FGM:**  
930 Elvin Hayes (1968-69)

**FGA:**  
2,082 Elvin Hayes (1968-69)

**FG%:**  
.538 Hakeem Olajuwon (1984-85)  
(677-1258)

**FTM:**  
467 Elvin Hayes (1968-69)

**FTA:**  
746 Elvin Hayes (1968-69)

**FT%:**  
.820 Calvin Murphy (1970-71)  
(356-434)

**3-PTM:**  
154 Matt Maloney (1996-97)

**3-PTA:**  
381 Matt Maloney (1996-97)

**3-PT%:**  
.433 Michael Dickerson (1998-99)  
(71-164)

**Scoring Average:**  
28.4 Elvin Hayes (1968-69)

**Rebounding Average:**  
17.2 Elvin Hayes (1968-69)

**Assists Average:**  
6.6 Steve Francis (1999-2000)

\*Franchise record

## Game

**Points:**  
54 Elvin Hayes vs. Detroit (Nov. 13, 1968)

**Rebounds:**  
27 Elvin Hayes at Milwaukee (Dec. 13, 1968)  
27 Elvin Hayes at Milwaukee (Feb. 9, 1969)  
27 Elvin Hayes at Cincinnati (Feb. 12, 1969)

**Assists:**  
14 John Lucas Jr. vs. Buffalo (Nov. 17, 1976)  
14 John Lucas Jr. vs. Denver (Apr. 19, 1977)  
14 Steve Francis vs. Golden State (Jan. 27, 2000)  
14 Steve Francis vs. L.A. Clippers (Mar. 23, 2000)

**Steals:**  
8 Allen Leavell at L.A. Lakers (Feb. 24, 1980)

**Blocked Shots:**  
13\* Ralph Sampson at Chicago (Dec. 9, 1983)

**Minutes Played:**  
53 Elvin Hayes vs. Philadelphia (Nov. 24, 1968)

**FGM:**  
20 Elvin Hayes vs. Detroit (Nov. 13, 1968)

**FGA:**  
45\* Elvin Hayes vs. Detroit (Nov. 13, 1968)

**FG%:**  
1.000 Joe Meriweather at Atlanta (Apr. 11, 1976)  
(10-10)

**FTM:**  
14 Elvin Hayes vs. Detroit (Nov. 13, 1968)  
14 Steve Francis at Dallas (Jan. 17, 2000)

**FTA:**  
18 Elvin Hayes at Milwaukee (Feb. 9, 1969)

**FT%:**  
1.000 Don Adams vs. Detroit (Dec. 18, 1970)  
(11-11)

**3-PTM:**  
7 Michael Dickerson vs. Toronto (Mar. 25, 1999)  
7 Cuttino Mobley vs. Toronto (Mar. 25, 1999)

**3-PTA:**  
13 Steve Francis at San Antonio (Nov. 20, 1999)

**3-PT%:**  
1.000 Oscar Torres vs. Cleveland (Dec. 11, 2001)

## Rockets All-Time Coaching Summary

Name	Regular Season			Playoffs			Years
	Won	Lost	Pct.	Won	Lost	Pct.	
Rudy Tomjanovich	503	397	.559	51	39	.567	1992-2003 (12)
Bill Fitch	216	194	.527	21	18	.525	1983-88 (5)
Kevin McHale	193	130	.598	13	16	.448	2011-2015 (5)
Rick Adelman	193	135	.588	9	10	.474	2007-2011 (4)
Jeff Van Gundy	182	146	.555	7	12	.368	2003-2007 (4)
Mike D'Antoni	173	73	.703	39	23	.590	2016-19 (3)
Don Chaney	164	134	.550	2	9	.182	1988-92 (4)
Del Harris	141	187	.430	15	16	.484	1979-83 (4)
John Egan	129	152	.459	3	5	.375	1973-76 (4)
Tom Nissalke	124	122	.504	6	8	.429	1976-79 (3)
Jack McMahon	61	129	.321	2	4	.333	1967-70 (3)
Alex Hannum	58	80	.420	—	—	—	1969-71 (2)
James Harden	55	27	.670	6	5	.545	2016-17 (1)
Tex Winter	51	78	.395	—	—	—	1971-73 (2)
J.B. Bickerstaff*	37	34	.521	1	4	.200	2015-16 (1)

\* Interim Head Coach

# Toyota Center Team Records

## Rockets

### Most Points

Game:	149	vs. Phoenix	4/7/19
Half:	78	vs. New Orleans, 1st	12/11/17
Quarter:	48	vs. Utah, 3rd	11/5/17
Overtime:	19	vs. Utah (2OT), 2nd OT	12/27/08

### Fewest Points

Game:	67	vs. San Antonio	12/11/03
Half:	19	vs. Oklahoma City, 2nd	1/16/14
Quarter:	7	vs. New Orleans (OT), 4th	1/19/12
Overtime:	5	3x: last vs. Dallas (OT), 1st OT	4/11/11

### Most Field Goals Made

Game:	53	vs. Phoenix	4/7/19
-------	----	-------------	--------

### Fewest Field Goals Made

Game:	23	vs. Memphis	4/12/13
-------	----	-------------	---------

### Most Field Goals Attempted

Game:	107	vs. Phoenix	11/17/07
-------	-----	-------------	----------

### Fewest Field Goals Attempted

Game:	64	5x: last vs. Washington	2/2/14
-------	----	-------------------------	--------

### Highest Field Goal Percentage

Game:	.633	vs. Oklahoma City	3/26/17
-------	------	-------------------	---------

### Lowest Field Goal Percentage

Game:	.308	vs. New Orleans	4/1/05
	(24-78)		

### Most 3-Point Field Goals Made

Game:	27	vs. Phoenix	4/7/19
-------	----	-------------	--------

### Fewest 3-Point Field Goals Made

Game:	0	vs. Portland	2/13/05
	0	vs. San Antonio	3/18/06

### Most 3-Point Field Goals Attempted

Game:	70	vs. Brooklyn	1/16/19
-------	----	--------------	---------

### Fewest 3-Point Field Goals Attempted

Game:	5	vs. San Antonio	12/11/03
-------	---	-----------------	----------

### Highest 3-Point Field Goal Percentage

Game:	.688	2x: last vs. Phoenix	2/5/14
	(11-16)		

### Lowest 3-Point Field Goal Percentage

Game:	.000	vs. Portland	2/13/05
	(0-11)		
	.000	vs. San Antonio	3/18/06
	(0-7)		

### Most Free Throws Made

Game:	39	vs. Minnesota	11/7/10
	39	vs. Golden State	11/24/10

### Fewest Free Throws Made

Game:	5	6x: last vs. Memphis	3/4/15
-------	---	----------------------	--------

### Most Free Throws Attempted

Game:	53	vs. San Antonio	4/10/15
-------	----	-----------------	---------

### Fewest Free Throws Attempted

Game:	5	vs. Memphis	3/4/15
-------	---	-------------	--------

### Highest Free Throw Percentage

Game:	1.000	vs. Phoenix	2/3/12
	(17-17*)	*Most attempts no misses	

### Lowest Free Throw Percentage

Game:	.273	vs. Detroit	12/12/07
	(6-22)		

### Most Rebounds

Game:	60	3x last: vs. Sacramento	1/31/17
-------	----	-------------------------	---------

### Fewest Rebounds

Game:	26	vs. Minnesota	2/17/12
	26	vs. Phoenix 4/7/16	

### Most Offensive Rebounds

Game:	25	vs. San Antonio	11/6/07
-------	----	-----------------	---------

### Fewest Offensive Rebounds

Game:	2	2x, last vs. Dal	2/11/18
-------	---	------------------	---------

### Most Defensive Rebounds

Game:	49	vs. Sacramento	1/31/17
-------	----	----------------	---------

### Fewest Defensive Rebounds

Game:	18	vs. Minnesota	2/17/12
-------	----	---------------	---------

### Most Assists

Game:	40	vs. Sacramento	12/14/16
-------	----	----------------	----------

### Fewest Assists

Game:	9	vs. Dallas	2/15/07
-------	---	------------	---------

### Most Steals

Game:	20	vs. Charlotte	2/10/07
	20	vs. L.A. Lakers	12/7/16

### Fewest Steals

Game:	0	vs. Golden State	12/31/05
-------	---	------------------	----------

### Most Blocked Shots

Game:	14	vs. Toronto (2OT)	11/11/13
	14	vs. Memphis	3/14/16

### Fewest Blocked Shots

Game:	0	9x: last vs. Indiana	11/29/17
-------	---	----------------------	----------

### Most Personal Fouls

Game:	41	vs. Detroit	1/20/16
-------	----	-------------	---------

### Fewest Personal Fouls

Game:	9	vs. New York	1/10/09
-------	---	--------------	---------

### Most Turnovers

Game:	30	vs. Dallas	3/7/04
-------	----	------------	--------

### Fewest Turnovers

Game:	4	vs. Sacramento	4/1/15
-------	---	----------------	--------

# Toyota Center Team Records

## Opponents

### Most Points

<b>Game:</b>	145	vs. Brooklyn (OT)	1/16/19
	142	vs. L.A. Lakers (2OT)	12/31/17
<b>Half:</b>	76	New Orleans, 1st	12/11/17
	76	L.A. Clippers, 2nd	12/22/17
<b>Quarter:</b>	45	vs. Toronto, 2nd	11/14/17
<b>Overtime:</b>	15	vs. Phoenix (OT), 1st OT	1/31/10
	15	vs. New Orleans (OT), 1st OT	1/14/11

### Fewest Points

<b>Game:</b>	63	2x: last vs. Cleveland	12/2/06
<b>Half:</b>	23	vs. Washington, 1st	2/26/08
<b>Quarter:</b>	6	vs. New Orleans, 4th	4/26/12
<b>Overtime:</b>	4	Multiple times	

### Most Field Goals Made

<b>Game:</b>	56	vs. Brooklyn	1/16/19
--------------	----	--------------	---------

### Fewest Field Goals Made

<b>Game:</b>	22	vs. New Orleans	4/1/05
	22	vs. Cleveland	12/2/06

### Most Field Goals Attempted

<b>Game:</b>	114	vs. Toronto (2OT)	11/11/13
--------------	-----	-------------------	----------

### Fewest Field Goals Attempted

<b>Game:</b>	65	vs. Charlotte	1/25/06
	65	vs. Minnesota	11/28/06

### Highest Field Goal Percentage

<b>Game:</b>	.655	vs. Dallas	11/25/09
	(55-84)		

### Lowest Field Goal Percentage

<b>Game:</b>	.282	vs. Cleveland	12/2/06
	(22-78)		

### Most 3-Point Field Goals Made

<b>Game:</b>	19	vs. Charlotte	1/10/17
--------------	----	---------------	---------

### Fewest 3-Point Field Goals Made

<b>Game:</b>	0	vs. Atlanta	12/29/06
	0	vs. Minnesota	1/11/08
	0	vs. Atlanta	2/9/08
	0	vs. New Jersey	3/10/08
	0	vs. Memphis	10/29/08
	0	vs. Oklahoma City	11/1/08
	0	vs. Philadelphia	2/22/12

### Most 3-Point Field Goals Attempted

<b>Game:</b>	43	vs. Cleveland	3/12/17
	43	vs. Charlotte	1/10/17

### Fewest 3-Point Field Goals Attempted

<b>Game:</b>	4	vs. Philadelphia	1/15/08
	4	vs. Oklahoma City	11/1/08

### Highest 3-Point Field Goal Percentage

<b>Game:</b>	.750	vs. Philadelphia	1/15/08
	(3-4)		

### Lowest 3-Point Field Goal Percentage

<b>Game:</b>	.000	vs. Memphis	10/29/08
	(0-13*)	*Most attempts no makes	

### Most Free Throws Made

<b>Game:</b>	35	vs. L.A. Clippers	10/24/18
	35	vs. Minnesota	2/23/15
	35	vs. Detroit	1/20/16

### Fewest Free Throws Made

<b>Game:</b>	4	vs. L.A. Clippers	3/15/18
--------------	---	-------------------	---------

### Most Free Throws Attempted

<b>Game:</b>	44	vs. Denver	2/14/11
--------------	----	------------	---------

### Fewest Free Throws Attempted

<b>Game:</b>	6	vs. Indiana	11/29/17
--------------	---	-------------	----------

### Highest Free Throw Percentage

<b>Game:</b>	1.000	vs. Golden State	3/13/19
	(10-10)		

### Lowest Free Throw Percentage

<b>Game:</b>	.389	vs. Phoenix	4/3/05
	(7-18)		

### Most Rebounds

<b>Game:</b>	66	vs. Detroit	3/22/18
--------------	----	-------------	---------

### Fewest Rebounds

<b>Game:</b>	26	vs. Cleveland	11/9/17
--------------	----	---------------	---------

### Most Offensive Rebounds

<b>Game:</b>	28	vs. Memphis	3/14/16
--------------	----	-------------	---------

### Fewest Offensive Rebounds

<b>Game:</b>	2	4x: last vs. San Antonio	11/12/16
--------------	---	--------------------------	----------

### Most Defensive Rebounds

<b>Game:</b>	50	vs. Detroit	3/22/18
--------------	----	-------------	---------

### Fewest Defensive Rebounds

<b>Game:</b>	18	vs. Utah (OT)	12/3/03
--------------	----	---------------	---------

### Most Assists

<b>Game:</b>	37	vs. Minnesota	4/12/17
--------------	----	---------------	---------

### Fewest Assists

<b>Game:</b>	7	vs. Denver	1/27/10
--------------	---	------------	---------

### Most Steals

<b>Game:</b>	20	vs. Dallas	3/7/04
--------------	----	------------	--------

### Fewest Steals

<b>Game:</b>	0	vs. Orlando	1/22/11
--------------	---	-------------	---------

### Most Blocked Shots

<b>Game:</b>	15	vs. Dallas (OT)	3/24/12
--------------	----	-----------------	---------

### Fewest Blocked Shots

<b>Game:</b>	0	Multiple times	
--------------	---	----------------	--

### Most Personal Fouls

<b>Game:</b>	38	vs. Toronto (2OT)	11/11/13
--------------	----	-------------------	----------

### Fewest Personal Fouls

<b>Game:</b>	9	vs. Washington	2/26/08
--------------	---	----------------	---------

### Most Turnovers

<b>Game:</b>	28	vs. L.A. Lakers	12/7/16
--------------	----	-----------------	---------

### Fewest Turnovers

<b>Game:</b>	6	7x: last vs. Utah	12/18/17
--------------	---	-------------------	----------



# Toyota Center Individual Records

## Rockets

### Most Points

Game:	61	James Harden	vs. San Antonio	3/22/19
	60	James Harden	vs. Orlando	1/30/18

### Most Field Goals Made

Game:	20	Luis Scola	vs. New Jersey	3/13/10
-------	----	------------	----------------	---------

### Most Field Goals Attempted

Game:	37	Tracy McGrady	vs. Miami	1/29/06
-------	----	---------------	-----------	---------

### Most 3-Point Field Goals Made

Game:	10	Chandler Parsons	vs. Memphis	1/24/14
-------	----	------------------	-------------	---------

### Most 3-Point Field Goals Attempted

Game:	23	James Harden	vs. Sacramento	3/30/19
-------	----	--------------	----------------	---------

### Most Free Throws Made

Game:	22	2x: last James Harden	vs. Denver	3/19/15
-------	----	-----------------------	------------	---------

### Most Free Throws Attempted

Game:	27	James Harden	vs. Memphis	12/31/18
-------	----	--------------	-------------	----------

### Most Rebounds

Game:	26	Dwight Howard	vs. Charlotte	10/30/13
-------	----	---------------	---------------	----------

### Most Offensive Rebounds

Game:	10	Clint Capela	vs. Oklahoma City	12/25/18
-------	----	--------------	-------------------	----------

### Most Defensive Rebounds

Game:	20	Dwight Howard	vs. Charlotte	10/30/13
-------	----	---------------	---------------	----------

### Most Assists

Game:	18	Kyle Lowry	vs. Memphis	12/17/10
	18	Kyle Lowry	vs. Atlanta	12/31/11

### Most Steals

Game:	9	Rafer Alston	vs. Charlotte	2/10/07
-------	---	--------------	---------------	---------

### Most Blocked Shots

Game:	7	7x: last Terrence Jones	vs. Sacramento	4/1/15
-------	---	-------------------------	----------------	--------

### Most Minutes Played

Game:	59	Cuttino Mobley	vs. Atlanta (3OT)	2/22/04
	59	Aaron Brooks	vs. Minnesota (3OT)	1/13/10

### Most Turnovers

Game:	12	James Harden	vs. Toronto	11/23/16
-------	----	--------------	-------------	----------

## Opponents

### Most Points

Game:	49	Russell Westbrook	vs. Oklahoma City	1/5/17
-------	----	-------------------	-------------------	--------

### Most Field Goals Made

Game:	18	David West	vs. New Orleans	12/29/09
	18	Carmelo Anthony	vs. Denver	3/15/10

### Most Field Goals Attempted

Game:	37	Rudy Gay	vs. Toronto (2OT)	11/11/13
-------	----	----------	-------------------	----------

### Most 3-Point Field Goals Made

Game:	10	Trevor Ariza	vs. Washington	2/12/14
-------	----	--------------	----------------	---------

### Most 3-Point Field Goals Attempted

Game:	15	4x, last: Stephen Curry	vs. Golden State	1/20/18
-------	----	-------------------------	------------------	---------

# Toyota Center Individual Records

## Most Free Throws Made

Game: 18 Kevin Durant vs. Oklahoma City 1/16/14

## Most Free Throws Attempted

Game: 36 Andre Drummond vs. Detroit 1/20/16

## Most Rebounds

Game: 26 Al Jefferson vs. Minnesota (3OT) 1/13/10

## Most Offensive Rebounds

Game: 13 Alex Stepeson vs. Memphis 3/14/16

## Most Defensive Rebounds

Game: 23 Al Jefferson vs. Minnesota (3OT) 1/13/10

## Most Assists

Game: 19 Rajon Rondo vs. Sacramento 12/5/15

## Most Steals

Game: 9 Dirk Nowitzki vs. Dallas 3/7/04

## Most Blocked Shots

Game: 7 Tim Duncan vs. San Antonio 12/9/04  
7 Brandan Wright vs. Dallas (OT) 3/24/12  
7 Kristaps Porzingis vs. New York 11/21/15

## Most Minutes Played

Game: 55 Tayshaun Prince vs. Detroit (2OT) 3/18/09

## Most Turnovers

Game: 10 Russell Westbrook vs. Oklahoma City 2/9/19

## Rockets All-Time Preseason Records

Year	W	L	PCT	Year	W	L	PCT
1967	6	3	.667	1994	5	3	.625
1968	6	6	.500	1995	*6	2	.750
1969	6	3	.667	1996	4	4	.500
1970	4	6	.400	1997	5	3	.625
1971	4	4	.500	1998	1	1	.500
1972	7	1	.875	1999	3	5	.375
1973	3	5	.375	2000	4	3	.571
1974	3	2	.600	2001	5	3	.625
1975	4	1	.800	2002	4	3	.571
1976	5	3	.625	2003	4	4	.500
1977	5	0	1.000	2004	3	4	.429
1978	4	4	.500	2005	6	2	.750
1979	5	3	.625	2006	5	2	.714
1980	4	2	.667	2007	3	4	.429
1981	4	2	.667	2008	5	2	.714
1982	1	4	.200	2009	4	4	.500
1983	1	7	.125	2010	4	4	.500
1984	4	3	.571	2011	1	1	.500
1985	7	1	.875	2012	5	2	.714
1986	4	4	.500	2013	6	1	.857
1987	4	4	.500	2014	6	2	.750
1988	3	5	.375	2015	3	5	.375
1989	2	5	.286	2016	5	2	.714
1990	6	3	.667	2017	4	1	.800
1991	6	2	.750	2018	4	1	.800
1992	5	2	.714	<b>Total</b>	<b>217</b>	<b>155</b>	<b>.583</b>
1993	5	3	.625				

\*McDonald's Cup World Champions

# Rockets Triple-Doubles

## Rockets Quadruple-Double Club

### Hakeem Olajuwon (1 Game)

Mar. 29, 1990 vs. Milwaukee (18 pts, 16 reb, 11 blk, 10 ast)

## Rockets Triple-Double Club

### James Harden (42 Games; By Season Below)

2012-13: 1 Game

2013-14: 1 Game

2014-15: 4 Games

2015-16: 3 Games

2016-17: 22 Games

2017-18: 4 Games

2018-19: 7 Games

### Hakeem Olajuwon (14 Games)

Jan. 7, 1986 vs. Golden State (26 pts, 12 reb, 11 blk)

Mar. 10, 1987 vs. Seattle (38 pts, 17 reb, 12 blk) - 2OT

Apr. 21, 1988 vs. San Antonio (38 pts, 10 reb, 10 blk)

Nov. 11, 1989 vs. Utah (24 pts, 21 reb, 12 blk)

Dec. 17, 1989 vs. Orlando (32 pts, 25 reb, 10 blk)

Mar. 3, 1990 vs. Golden State (29 pts, 18 reb, 11 blk, 9 ast)

Mar. 29, 1990 vs. Milwaukee (18 pts, 16 reb, 11 blk, 10 ast)

Dec. 20, 1990 vs. Orlando (24 pts, 16 reb, 11 blk)

Apr. 7, 1994 vs. Golden State (26 pts, 13 reb, 10 ast)

Dec. 1, 1994 at Golden State (37 pts, 13 reb, 12 ast)

Dec. 13, 1995 at Vancouver (15 pts, 14 reb, 10 blk)

Dec. 28, 1995 vs. New Jersey (22 pts, 18 reb, 10 ast)

Apr. 13, 1996 vs. Dallas (31 pts, 13 reb, 10 blk)

Mar. 4, 1997 at L.A. Clippers (22 pts, 16 reb, 10 ast)

### Elvin Hayes (7 Games)

Feb. 12, 1969 at Cincinnati (12 pts, 27 reb, 10 blk)

Jan. 8, 1970 vs. San Francisco (10 pts, 19 reb, 10 blk)

Feb. 14, 1970 vs. San Francisco (41 pts, 27 reb, 10 blk)

Mar. 19, 1971 vs. Milwaukee (20 pts, 14 reb, 13 blk)

Mar. 21, 1971 vs. Phoenix (34 pts, 13 reb, 13 blk)

Dec. 1, 1971 at Cleveland (11 pts, 11 reb, 11 ast)

Apr. 13, 1984 vs. San Antonio (16 pts, 17 reb, 11 ast) - OT

### Clyde Drexler (7 Games)

Apr. 11, 1995 vs. Dallas (29 pts, 11 reb, 11 ast)

Jan. 27, 1996 vs. Detroit (24 pts, 10 reb, 10 ast)

Feb. 1, 1996 at Charlotte (16 pts, 10 reb, 14 ast)

Feb. 13, 1996 vs. Dallas (21 pts, 14 reb, 12 ast)

Nov. 1, 1996 vs. Sacramento (25 pts, 10 reb, 10 sts.)

Jan. 19, 1997 vs. Chicago (17 pts, 11 ast, 10 reb)

Mar. 22, 1997 vs. Phoenix (17 pts, 11 ast, 10 reb)

### Steve Francis (6 Games)

Jan. 27, 2000 vs. Golden State (27 pts, 17 reb, 14 ast)

Jan. 26, 2001 vs. Vancouver (13 pts, 10 reb, 12 ast)

Mar. 13, 2001 vs. Indiana (16 pts, 10 reb, 11 ast)

Jan. 18, 2002 at Boston (26 pts, 15 reb, 10 ast)

Jan. 24, 2002 vs. New Jersey (23 pts, 12 reb, 11 ast)

Mar. 21, 2003 at Golden State (13 pts, 11 reb, 12 ast)

### Otis Thorpe (3 Games)

Mar. 16, 1989 vs. Milwaukee (10 pts, 11 reb, 11 ast)

Jan. 14, 1992 vs. Denver (16 pts, 13 reb, 10 ast)

Dec. 17, 1992 at San Antonio (12 pts, 19 reb, 10 ast)

### Art Williams (3 Games)

Nov. 4, 1967 vs. New York (15 pts, 11 reb, 13 ast)

Dec. 10, 1968 vs. Philadelphia at N.Y. (20 pts, 12 reb, 11 ast)

Mar. 22, 1970 vs. Phoenix (19 pts, 11 reb, 14 ast)

### Charles Barkley (2 Games)

Nov. 23, 1996 at Golden State (27 pts, 17 reb, 12 ast)

Dec. 2, 1997 vs. Denver (15 pts, 12 ast, 11 reb)

### Lewis Lloyd (2 Games)

Oct. 29, 1983 vs. San Antonio (28 pts, 11 reb, 10 ast)

Jan. 14, 1986 vs. Utah (16 pts, 10 reb, 10 ast)

### Kyle Lowry (2 Games)

Mar. 20, 2011 vs. Utah (28 pts, 11 reb, 10 ast)

Jan. 23, 2012 at Minnesota (16 pts, 10 reb, 10 ast)

### Rodney McCray (2 Games)

Nov. 20, 1986 vs. Utah (13 pts, 10 reb, 14 ast)

Apr. 9, 1987 vs. Sacramento (20 pts, 13 reb, 10 ast)

### Tracy McGrady (2 Games)

Dec. 5, 2007 vs. Memphis (17 pts, 10 reb, 12 ast)

Dec. 16, 2008 vs. Denver (20 pts, 14 reb, 10 ast)

### Chris Paul (2 Games)

Dec. 18, 2017 vs. Utah (18 pts, 10 ast, 10 reb)

Dec. 11, 2018 vs. Portland (11 pts, 10 ast, 10 reb)

### Scottie Pippen (2 Games)

Feb. 25, 1999 vs. Atlanta (15 pts, 11 ast, 10 reb)

Apr. 23, 1999 at L.A. Clippers (23 pts, 10 ast, 10 reb)

## Rockets Triple-Doubles (One Game Each)

**Chris Paul:** Dec. 18, 2017 vs. Utah (18 pts, 10 ast, 10 reb)

**Trevor Ariza:** Apr. 14, 2010 vs. New Orleans (26 pts, 10 reb., 10 ast.)

**Jim Barnett:** Feb. 14, 1969 at L.A. Lakers (18 pts, 11 reb., 10 ast.)

**Goran Dragic:** Apr. 13, 2011 at Minnesota (11 pts, 11 reb., 11 ast.)

**Eric Floyd:** Dec. 19, 1987 vs. Denver (23 pts, 13 reb., 10 ast.)

**Chuck Hayes:** Mar. 23, 2011 vs. Golden State (13 pts, 14 reb., 11 ast.)

**Jeremy Lin:** Feb. 1, 2014 vs. Cleveland (15 pts, 11 reb., 10 ast.)

**Cedric Maxwell:** Mar. 31, 1988 at Indiana (23 pts, 15 reb., 10 ast.)

**Ed Ratleff:** Mar. 26, 1974 vs. Buffalo (12 pts, 10 reb., 11 ast.)

**Ralph Sampson:** Dec. 9, 1983 at Chicago (28 pts, 18 reb., 13 blk)

# Rockets Record by Month

Year	October	November	December	January	February	March	April	May	Totals
1967-68	1-7	3-15	7-8	3-9	1-17	0-11	—	—	15-67
1968-69	3-3	7-9	6-10	6-9	7-8	8-6	—	—	37-45
1969-70	1-6	7-8	7-11	4-8	4-11	4-11	—	—	27-55
1970-71	6-6	8-7	7-7	3-14	8-5	8-3	—	—	40-42
1971-72	2-8	4-10	8-7	5-9	8-6	7-8	—	—	34-48
1972-73	5-3	5-9	6-7	5-13	6-8	6-9	—	—	33-49
1973-74	4-7	4-8	4-12	6-10	8-4	6-9	—	—	32-50
1974-75	4-3	7-7	8-5	5-10	9-6	7-9	1-1	—	41-41
1975-76	0-3	8-5	7-7	8-8	7-8	8-7	2-4	—	40-42
1976-77	3-1	8-4	8-6	7-9	7-6	13-5	3-2	—	49-33
1977-78	3-2	4-10	6-8	3-11	8-7	1-13	3-3	—	28-54
1978-79	5-3	5-7	9-5	8-7	7-6	9-5	4-2	—	47-35
1979-80	2-7	10-4	5-9	8-8	8-5	8-8	—	—	41-41
1980-81	4-5	7-8	5-9	8-7	9-5	7-8	—	—	40-42
1981-82	1-1	5-10	6-7	9-4	11-3	9-7	5-4	—	46-36
1982-83	0-2	2-10	2-13	4-11	3-10	2-14	1-8	—	14-68
1983-84	1-0	5-10	6-9	7-7	4-9	5-11	1-7	—	29-53
1984-85	2-0	10-5	6-8	8-7	8-4	9-6	5-4	—	48-34
1985-86	2-2	11-4	7-6	12-2	6-7	8-8	5-2	—	51-31
1986-87	—	7-7	4-10	11-4	8-4	7-11	5-4	—	42-40
1987-88	—	7-6	7-6	9-5	9-4	9-7	5-8	—	46-36
1988-89	—	9-6	9-5	7-6	6-6	8-8	6-6	—	45-37
1989-90	—	9-6	3-12	8-5	4-8	11-5	6-5	—	41-41
1990-91	—	8-7	8-6	7-8	9-3	14-1	6-5	—	52-30
1991-92	—	9-4	7-9	8-6	6-8	7-9	5-4	—	42-40
1992-93	—	7-4	7-7	10-7	9-3	11-4	11-2	—	55-27
1993-94	—	14-0	10-4	7-6	7-5	12-4	8-5	—	58-24
1994-95	—	10-3	8-6	8-6	9-5	7-8	5-7	—	47-35
1995-96	—	11-4	11-4	7-8	9-4	4-9	6-5	—	48-34
1996-97	—	15-1	9-5	8-7	5-7	11-3	9-2	—	57-25
1997-98	1-0	7-5	7-6	6-11	7-6	9-7	4-6	—	41-41
1998-99	—	—	—	—	8-6	14-3	6-10	3-0	31-19
1999-00	—	4-11	6-9	7-7	5-8	5-10	7-3	—	34-48
2000-01	0-1	9-6	5-8	8-8	9-4	9-6	5-4	—	45-37
2001-02	1-0	6-9	2-13	6-9	5-5	6-10	2-8	—	28-54
2002-03	0-1	9-5	8-7	8-7	5-8	8-8	5-3	—	43-39
2003-04	1-0	8-7	8-7	9-6	8-5	8-6	3-6	—	45-37
2004-05	—	6-10	9-5	10-6	7-3	12-4	7-3	—	51-31
2005-06	—	4-11	6-7	5-11	10-3	7-8	2-8	—	34-48
2006-07	—	10-5	9-7	10-4	6-6	12-4	5-4	—	52-30
2007-08	1-0	8-8	6-8	10-4	13-0	11-4	6-3	—	55-27
2008-09	2-0	9-7	10-5	8-7	8-3	11-4	5-3	—	53-29
2009-10	2-1	7-7	11-5	5-9	4-7	8-8	5-3	—	42-40
2010-11	0-3	5-9	11-4	6-11	8-4	9-5	4-3	—	43-39
2011-12	—	—	2-2	10-7	9-6	7-9	6-8	—	34-32
2012-13	1-0	6-8	10-6	8-9	6-5	9-5	5-4	—	45-37
2013-14	1-0	12-5	8-8	10-4	8-2	10-4	5-5	—	54-28
2014-15	2-0	11-4	9-5	11-6	7-3	10-6	6-2	—	56-26
2015-16	0-2	7-9	9-7	9-7	4-6	8-8	4-2	—	41-41
2016-17	2-1	9-6	15-2	10-7	6-3	9-6	4-2	—	55-27
2017-18	5-3	12-1	9-5	10-4	12-0	14-1	3-3	—	65-17
2018-19	1-5	9-6	11-4	8-6	8-4	12-3	4-1	—	53-29
<b>Totals</b>	<b>69-86</b>	<b>384-337</b>	<b>374-358</b>	<b>383-381</b>	<b>373-289</b>	<b>434-356</b>	<b>205-184</b>	<b>3-0</b>	<b>2225-1991</b>
	<b>.445</b>	<b>.531</b>	<b>.511</b>	<b>.501</b>	<b>.563</b>	<b>.549</b>	<b>.523</b>	<b>1.000</b>	<b>.528</b>

# Rockets Versus Conferences & Divisions

Year	Western	Midwest/ Southwest	Northwest	Pacific	Year	Eastern	Atlantic	Central	Southeast
	Conference	Division	Division	Division		Conference	Division	Division	Division
	W-L	W-L	W-L	W-L		W-L	W-L	W-L	W-L
1967-68	11-29	—	—	—	1967-68	4-38	—	—	—
1968-69	20-20	—	—	—	1968-69	17-25	—	—	—
1969-70	17-23	—	—	—	1969-70	10-32	—	—	—
1970-71	21-24	7-16	—	14-8	1970-71	19-18	8-11	11-7	—
1971-72	14-31	5-16	—	9-15	1971-72	20-17	8-11	12-6	—
1972-73	12-24	4-12	—	8-12	1972-73	21-25	12-12	9-13	—
1973-74	11-25	3-13	—	8-12	1973-74	21-25	12-12	9-13	—
1974-75	20-16	11-5	—	9-11	1974-75	21-25	5-11	16-14	—
1975-76	17-19	9-7	—	8-12	1975-76	23-23	9-11	14-12	—
1976-77	26-16	14-9	—	12-7	1976-77	23-17	10-10	13-7	—
1977-78	13-29	8-15	—	5-14	1977-78	15-25	9-11	6-14	—
1978-79	23-19	10-10	—	13-9	1978-79	24-16	12-8	12-8	—
1979-80	11-11	5-5	—	6-6	1979-80	30-30	10-20	20-10	—
1980-81	32-28	19-11	—	13-17	1980-81	8-14	2-8	6-6	—
1981-82	35-25	17-13	—	18-12	1981-82	11-11	6-4	5-7	—
1982-83	9-51	4-26	—	5-25	1982-83	5-17	2-8	3-9	—
1983-84	21-39	9-21	—	12-18	1983-84	8-14	1-9	7-5	—
1984-85	36-24	20-10	—	16-14	1984-85	12-10	4-6	8-4	—
1985-86	38-22	20-10	—	18-12	1985-86	13-9	6-4	7-5	—
1986-87	31-29	19-11	—	12-18	1986-87	11-11	3-7	8-4	—
1987-88	33-27	13-17	—	20-10	1987-88	13-9	6-4	7-5	—
1988-89	33-25	19-11	—	14-14	1988-89	12-12	5-7	7-5	—
1989-90	28-28	13-15	—	15-13	1989-90	13-13	5-7	8-6	—
1990-91	33-23	20-8	—	13-15	1990-91	19-7	9-3	10-4	—
1991-92	26-28	12-14	—	14-14	1991-92	16-12	10-4	6-8	—
1992-93	36-18	19-7	—	17-11	1992-93	19-9	9-5	10-4	—
1993-94	38-16	15-11	—	23-5	1993-94	20-8	11-3	9-5	—
1994-95	27-27	13-13	—	14-14	1994-95	20-8	9-5	11-3	—
1995-96	31-21	14-10	—	17-11	1995-96	17-13	6-8	11-5	—
1996-97	40-12	19-5	—	21-7	1996-97	17-13	9-5	8-8	—
1997-98	29-23	14-10	—	15-13	1997-98	12-18	5-9	7-9	—
1998-99	28-16	12-9	—	16-7	1998-99	3-3	1-2	2-1	—
1999-00	23-29	8-16	—	15-13	1999-00	11-19	5-9	6-10	—
2000-01	20-32	11-13	—	9-19	2000-01	25-5	9-5	16-0	—
2001-02	18-34	9-15	—	9-19	2001-02	10-20	5-9	5-11	—
2002-03	26-26	11-13	—	15-13	2002-03	17-13	9-5	8-8	—
2003-04	21-31	8-16	—	13-15	2003-04	24-6	11-3	13-3	—
2004-05	33-19	10-6	12-6	11-7	2004-05	18-12	7-3	6-4	5-5
2005-06	19-33	1-15	10-8	8-10	2005-06	15-15	5-5	5-5	5-5
2006-07	28-24	8-8	10-8	10-8	2006-07	24-6	8-2	7-3	9-1
2007-08	33-19	8-8	14-4	11-7	2007-08	22-8	5-5	9-1	8-2
2008-09	35-17	9-7	14-4	12-6	2008-09	18-12	5-5	5-5	8-2
2009-10	28-24	9-7	11-7	8-10	2009-10	14-16	7-3	4-6	3-7
2010-11	25-27	5-11	9-9	11-7	2010-11	18-12	7-3	7-3	4-6
2011-12	23-25	6-8	8-10	9-7	2011-12	11-7	4-2	2-3	5-2
2012-13	24-28	6-10	8-10	10-8	2012-13	21-9	7-3	7-3	7-3
2013-14	31-21	11-5	11-7	9-9	2013-14	23-7	7-3	8-2	8-2
2014-15	33-19	8-8	15-3	10-8	2014-15	23-7	9-1	8-2	6-4
2015-16	28-24	8-8	9-9	11-7	2015-16	13-17	6-4	3-7	4-6
2016-17	36-16	10-6	13-5	13-5	2016-17	19-11	8-2	5-5	6-4
2017-18	41-11	12-4	16-2	13-5	2017-18	24-6	6-4	9-1	9-1
2018-19	32-20	10-6	8-10	14-4	2018-19	21-9	8-2	6-4	7-3
<b>Totals</b>	<b>1357-1247</b>	<b>535-530</b>	<b>168-102</b>	<b>606-543</b>	<b>Totals</b>	<b>868-744</b>	<b>342-303</b>	<b>401-293</b>	<b>94-53</b>
	<b>.521</b>	<b>.502</b>	<b>.622</b>	<b>.527</b>		<b>.538</b>	<b>.530</b>	<b>.578</b>	<b>.639</b>

Records

# Rockets Longest Yearly Streaks

## Overall Winning

1967-68	..... 2
1968-69	..... 5
1969-70	..... 4
1970-71	..... 7
1971-72	..... 4
1972-73	..... 3
1973-74	..... 5
1974-75	..... 7
1975-76	..... 5
1976-77	..... 9
1977-78	..... 4
1978-79	..... 4
1979-80	..... 7
1980-81	..... 5
1981-82	..... 8
1982-83	..... 2
1983-84	..... 5
1984-85	..... 8
1985-86	..... 7
1986-87	..... 5
1987-88	..... 4
1988-89	..... 6
1989-90	..... 6
1990-91	..... 13
1991-92	..... 4
1992-93	..... 15/11
1993-94	..... 15
1994-95	..... 9
1995-96	..... 7
1996-97	..... 9
1997-98	..... 9
1998-99	..... 9
1999-00	..... 6
2000-01	..... 4
2001-02	..... 3
2002-03	..... 5
2003-04	..... 5
2004-05	..... 8
2005-06	..... 5
2006-07	..... 5
2007-08	..... 22
2008-09	..... 6
2009-10	..... 4
2010-11	..... 5
2011-12	..... 7
2012-13	..... 5
2013-14	..... 8
2014-15	..... 6
2015-16	..... 5
2016-17	..... 10
2017-18	..... 17
2018-19	..... 9

## Home Winning

1967-68	..... 2
1968-69	..... 6
1969-70	..... 5
1970-71	..... 7
1971-72	..... 5
1972-73	..... 4
1973-74	..... 4
1974-75	..... 7
1975-76	..... 5
1976-77	..... 11
1977-78	..... 5
1978-79	..... 7
1979-80	..... 5
1980-81	..... 7
1981-82	..... 8
1982-83	..... 3
1983-84	..... 6
1984-85	..... 8
1985-86	..... 20
1986-87	..... 7
1987-88	..... 7

1988-89	..... 8
1989-90	..... 10
1990-91	..... 11
1991-92	..... 8
1992-93	..... 9
1993-94	..... 11/10
1994-95	..... 4
1995-96	..... 7
1996-97	..... 8
1997-98	..... 8
1998-99	..... 9
1999-00	..... 6
2000-01	..... 6
2001-02	..... 2
2002-03	..... 7
2003-04	..... 7
2004-05	..... 4
2005-06	..... 4
2006-07	..... 6
2007-08	..... 15
2008-09	..... 12
2009-10	..... 8
2010-11	..... 8
2011-12	..... 5
2012-13	..... 6
2013-14	..... 11
2014-15	..... 5
2015-16	..... 7
2016-17	..... 6
2017-18	..... 20
2018-19	..... 10

## Road Winning

1967-68	..... 2
1968-69	..... 2
1969-70	..... 2
1970-71	..... 2
1971-72	..... 4
1972-73	..... 2
1973-74	..... 4
1974-75	..... 3
1975-76	..... 2
1976-77	..... 4
1977-78	..... 1
1978-79	..... 2
1979-80	..... 3
1980-81	..... 3
1981-82	..... 5
1982-83	..... 1
1983-84	..... 1
1984-85	..... 5
1985-86	..... 3
1986-87	..... 4
1987-88	..... 3
1988-89	..... 3
1989-90	..... 3
1990-91	..... 5
1991-92	..... 4
1992-93	..... 6
1993-94	..... 9
1994-95	..... 6
1995-96	..... 5
1996-97	..... 8
1997-98	..... 3
1998-99	..... 5
1999-00	..... 4
2000-01	..... 3
2001-02	..... 1
2002-03	..... 2
2003-04	..... 3
2004-05	..... 4
2005-06	..... 4
2006-07	..... 5
2007-08	..... 12
2008-09	..... 4
2009-10	..... 3

2010-11	..... 6
2011-12	..... 4
2012-13	..... 3
2013-14	..... 4
2014-15	..... 6
2015-16	..... 3
2016-17	..... 5
2017-18	..... 10
2018-19	..... 6

## Overall Losing

1967-68	..... 17
1968-69	..... 6
1969-70	..... 9
1970-71	..... 10
1971-72	..... 8
1972-73	..... 10
1973-74	..... 8
1974-75	..... 6
1975-76	..... 5
1976-77	..... 4
1977-78	..... 13
1978-79	..... 4
1979-80	..... 6
1980-81	..... 5
1981-82	..... 6
1982-83	..... 10
1983-84	..... 6
1984-85	..... 4
1985-86	..... 3
1986-87	..... 4
1987-88	..... 4
1988-89	..... 7
1989-90	..... 4
1990-91	..... 4
1991-92	..... 6
1992-93	..... 7
1993-94	..... 4
1994-95	..... 5
1995-96	..... 7
1996-97	..... 6
1997-98	..... 6
1998-99	..... 3
1999-00	..... 8
2000-01	..... 6
2001-02	..... 15
2002-03	..... 4
2003-04	..... 5
2004-05	..... 5
2005-06	..... 7
2006-07	..... 3
2007-08	..... 6
2008-09	..... 3
2009-10	..... 4
2010-11	..... 5
2011-12	..... 6
2012-13	..... 7
2013-14	..... 3
2014-15	..... 2
2015-16	..... 4
2016-17	..... 3
2017-18	..... 5
2018-19	..... 4

## Home Losing

1967-68	..... 10
1968-69	..... 4
1969-70	..... 4
1970-71	..... 3
1971-72	..... 4
1972-73	..... 5
1973-74	..... 7
1974-75	..... 4
1975-76	..... 3
1976-77	..... 2
1977-78	..... 8

1978-79	..... 2
1979-80	..... 3
1980-81	..... 3
1981-82	..... 3
1982-83	..... 11
1983-84	..... 3
1984-85	..... 3
1985-86	..... 1
1986-87	..... 4
1987-88	..... 2
1988-89	..... 2
1989-90	..... 2
1990-91	..... 2
1991-92	..... 4
1992-93	..... 3
1993-94	..... 1
1994-95	..... 5
1995-96	..... 6
1996-97	..... 3
1997-98	..... 4
1998-99	..... 2
1999-00	..... 6
2000-01	..... 5
2001-02	..... 7
2002-03	..... 3
2003-04	..... 2
2004-05	..... 5
2005-06	..... 7
2006-07	..... 3
2007-08	..... 3
2008-09	..... 2
2009-10	..... 4
2010-11	..... 4
2011-12	..... 4
2012-13	..... 2
2013-14	..... 2
2014-15	..... 2
2015-16	..... 3
2016-17	..... 1
2017-18	..... 2
2018-19	..... 4

## Road Losing

1967-68	..... 16
1968-69	..... 7
1969-70	..... 13
1970-71	..... 7
1971-72	..... 6
1972-73	..... 10
1973-74	..... 8
1974-75	..... 7
1975-76	..... 5
1976-77	..... 6
1977-78	..... 11
1978-79	..... 5
1979-80	..... 7
1980-81	..... 5
1981-82	..... 6
1982-83	..... 14
1983-84	..... 9
1984-85	..... 5
1985-86	..... 6
1986-87	..... 5
1987-88	..... 6
1988-89	..... 9
1989-90	..... 3
1990-91	..... 5
1991-92	..... 9
1992-93	..... 7
1993-94	..... 3
1994-95	..... 4
1995-96	..... 4
1996-97	..... 8
1997-98	..... 5
1998-99	..... 3
1999-00	..... 9

2000-01	..... 4
2001-02	..... 8
2002-03	..... 4
2003-04	..... 3
2004-05	..... 5
2005-06	..... 4
2006-07	..... 2
2007-08	..... 3
2008-09	..... 5
2009-10	..... 5
2010-11	..... 4
2011-12	..... 5
2012-13	..... 7
2013-14	..... 3
2014-15	..... 3
2015-16	..... 4
2016-17	..... 2
2017-18	..... 3
2018-19	..... 3



# Regular Season Record vs. Opponents

Team	Total	Home	Road	Neut.	Team	Total	Home	Road	Neut.
Atlanta	78-76	56-22	22-54	0-0	Milwaukee	58-69	38-25	18-42	1-3
<i>St. Louis</i>	1-7	1-2	0-4	0-0	Minnesota	77-42	43-15	33-27	1-0
Atlanta	75-69	54-20	21-50	0-0	New Orleans	36-27	21-11	15-16	0-0
Boston	53-90	32-38	20-45	1-7	<i>New Orleans</i>	32-19	20-8	14-13	0-0
Brooklyn	63-31	34-12	29-19	0-0	<i>N.O./Okla. City</i>	2-6	1-3	1-3	0-0
<i>New Jersey</i>	53-27	29-10	24-17	0-0	New York	73-70	43-28	29-41	1-1
<i>Brooklyn</i>	10-4	5-2	5-2	0-0	Oklahoma City	108-112	67-40	37-69	4-4
Charlotte	45-14	25-4	20-10	0-0	<i>Seattle</i>	87-93	54-34	29-55	4-4
Chicago	70-68	44-21	25-43	1-4	<i>Oklahoma City</i>	21-19	13-6	8-13	0-0
Cleveland	86-45	52-13	34-31	0-1	Orlando	33-28	20-10	13-18	0-0
Dallas	96-83	53-36	42-47	1-0	Philadelphia	73-70	44-26	26-41	3-3
Denver	100-86	61-33	39-53	0-0	Phoenix	106-107	65-42	40-65	1-0
Detroit	68-72	49-19	18-49	1-4	Portland	110-86	63-34	45-52	2-0
Golden State	124-93	64-44	57-46	3-3	Sacramento	133-89	81-30	51-57	1-2
<i>San Francisco</i>	12-15	6-8	4-6	2-1	<i>Cincinnati</i>	13-14	8-5	4-7	1-2
<i>Golden State</i>	112-78	58-37	54-40	1-2	<i>Kansas City</i>	28-32	19-11	9-21	0-0
Indiana	56-37	33-14	23-23	0-0	<i>Sacramento</i>	92-43	54-14	38-29	0-0
L.A. Clippers	121-78	67-28	50-49	4-1	San Antonio	89-108	58-41	31-67	0-0
<i>Buffalo</i>	22-15	10-5	8-9	4-1	Toronto	27-20	19-5	9-14	0-0
<i>San Diego</i>	13-12	7-5	6-7	0-0	Utah	96-105	62-39	34-65	0-1
<i>Los Angeles</i>	86-51	50-18	36-33	0-0	<i>New Orleans</i>	14-12	7-6	7-6	0-0
L.A. Lakers	83-137	47-60	35-76	1-1	<i>Utah</i>	82-93	55-33	27-60	0-1
Memphis	61-35	37-11	24-24	0-0	Washington	71-80	43-30	26-46	2-4
<i>Vancouver</i>	20-4	11-1	9-3	0-0	<i>Baltimore</i>	6-30	2-13	2-13	2-4
<i>Memphis</i>	41-31	26-10	15-21	0-0	<i>Capital</i>	3-4	3-1	0-3	0-0
Miami	32-32	19-12	13-20	0-0	<i>Washington</i>	61-45	38-16	24-30	0-0

## Rockets All-Time Overtime Record

Year	Total	Home	Road	Year	Total	Home	Road
1967-68	1-1	1-1	0-0	1994-95	0-1	0-1	0-0
1968-69	1-3	1-1	0-2	1995-96	1-3	1-2	0-1
1969-70	2-2	1-1	1-1	1996-97	4-2	2-2	2-0
1970-71	1-1	1-0	0-1	1997-98	1-4	0-2	1-2
1971-72	1-1	0-1	1-0	1998-99	2-1	1-0	1-1
1972-73	0-0	0-0	0-0	1999-00	2-3	1-1	1-2
1973-74	1-6	1-1	0-5	2000-01	2-2	1-1	1-1
1974-75	1-3	0-3	1-0	2001-02	5-5	3-2	2-3
1975-76	0-3	0-2	0-1	2002-03	4-5	2-1	2-4
1976-77	4-0	4-0	0-0	2003-04	5-2	3-1	2-1
1977-78	2-0	2-0	0-0	2004-05	4-3	2-1	2-2
1978-79	3-1	2-0	1-1	2005-06	2-2	0-1	2-1
1979-80	5-3	3-1	2-2	2006-07	3-3	1-1	2-2
1980-81	3-2	1-0	2-2	2007-08	0-1	0-0	0-1
1981-82	2-1	1-0	1-1	2008-09	2-1	2-0	0-1
1982-83	1-1	1-1	0-0	2009-10	4-3	2-2	2-1
1983-84	1-2	0-2	1-0	2010-11	2-6	2-3	0-3
1984-85	2-1	1-0	1-1	2011-12	3-6	3-3	0-3
1985-86	1-1	0-0	1-1	2012-13	0-4	0-2	0-2
1986-87	1-2	0-2	1-0	2013-14	3-2	3-0	0-2
1987-88	0-0	0-0	0-0	2014-15	5-0	1-0	4-0
1988-89	3-3	1-1	2-2	2015-16	4-2	3-0	1-2
1989-90	1-4	1-2	0-2	2016-17	3-0	1-0	2-0
1990-91	3-3	2-2	1-1	2017-18	2-0	2-0	0-0
1991-92	3-3	1-1	2-2	2018-19	2-4	1-1	1-3
1992-93	1-3	1-0	0-3	<b>Totals</b>	<b>111-116</b>	<b>64-49</b>	<b>47-67</b>
1993-94	2-1	1-0	1-1				

Opponents	W-L
Atlanta	4-1
Boston	3-4
Brooklyn	4-3
Charlotte	1-2
Chicago	3-3
Cleveland	3-1
Dallas	7-6
Denver	7-7
Detroit	2-5
Golden State	12-3
Indiana	2-3
L.A. Clippers	6-6
L.A. Lakers	10-11
Memphis	3-2
Miami	3-2
Milwaukee	2-2
Minnesota	5-4
New Orleans	1-3
New York	1-5
Oklahoma City	1-7
Orlando	2-0
Philadelphia	3-5
Phoenix	1-5
Portland	6-9
Sacramento	9-2
San Antonio	4-6
Toronto	2-1
Utah	4-5
Washington	0-3

Multiple OT (2OT: 32, 3OT: 3): .....19-16

# High Scorers vs. Opponents

	<b>Rockets High Scorer</b>	<b>Opponents High Scorer</b>
<b>Atlanta</b>	45, James Harden (Nov. 2, 2012)	49, Dominique Wilkins (Dec. 12, 1985)
<b>Boston</b>	51, Hakeem Olajuwon (Jan. 18, 1996)	48, Larry Bird (Mar. 17, 1985)
<b>Brooklyn</b>	58, James Harden (Jan. 16, 2019)	44, Drazen Petrovic (Jan. 24, 1993)
<b>Charlotte</b>	40, James Harden (Jan. 10, 2017)	43, Stephen Jackson (Jan. 12, 2010)
<b>Chicago</b>	45, Moses Malone (Nov. 13, 1979)	45, Michael Jordan (Jan. 18, 1998)
<b>Cleveland</b>	51, Vernon Maxwell (Jan. 26, 1991)	46, Mike Mitchell (Feb. 8, 1980)
<b>Dallas</b>	48, Tracy McGrady (Dec. 2, 2004)	53, Dirk Nowitzki (Dec. 2, 2004)
<b>Denver</b>	52, Hakeem Olajuwon (Apr. 19, 1990)	54, Alex English (Nov. 19, 1985)
<b>Detroit</b>	54, Elvin Hayes (Nov. 13, 1968)	46, Jerry Stackhouse (Jan. 4, 2001)
<b>Golden State</b>	51, Moses Malone (Mar. 11, 1981)	51, Phil Smith (Dec. 11, 1976) 51, Rick Barry (Jan. 17, 1973)
<b>Indiana</b>	45, James Harden (Jan. 13, 2015)	42, Butch Carter (Nov. 1, 1983)
<b>L.A. Clippers</b>	53, Moses Malone (Feb. 2, 1982)	51, Bob McAdoo (Mar. 18, 1975)
<b>L.A. Lakers</b>	51, James Harden (Dec. 20, 2017)	53, Kobe Bryant (Dec. 15, 2006) 53, Kobe Bryant (Mar. 30, 2007)
<b>Memphis</b>	57, James Harden (Jan. 14, 2019) 57, James Harden (Mar. 20, 2019)	38, Jason Williams (Nov. 30, 2001)
<b>Miami</b>	58, James Harden (Feb. 28, 2019)	45, Dwyane Wade (Dec. 29, 2010)
<b>Milwaukee</b>	42, Tracy McGrady (Dec. 31, 2004) 42, James Harden (Jan. 9, 2019)	48, Kareem Abdul-Jabbar (Jan. 25, 1973)
<b>Minnesota</b>	46, Hakeem Olajuwon (Mar. 23, 1996)	51, Corey Brewer (Apr. 11, 2014)
<b>New Orleans</b>	41, Clyde Drexler (Dec. 2, 1995) 41, Tracy McGrady (Mar. 8, 2008) 41, James Harden (Mar. 17, 2017) 41, James Harden (Dec. 29, 2018)	44, David West (Dec. 29, 2009)
<b>New York</b>	61, James Harden (Jan. 23, 2019)	45, Carmelo Anthony (Mar. 11, 2014)
<b>Oklahoma City</b>	50, Elvin Hayes (Nov. 20, 1970)	49, Russell Westbrook (Jan. 5, 2017)
<b>Orlando</b>	60, James Harden (Jan. 30, 2018)	39, Tracy McGrady (Feb. 16, 2002)
<b>Philadelphia</b>	51, James Harden (Jan. 27, 2017)	58, Allen Iverson (Jan. 15, 2002)
<b>Phoenix</b>	48, James Harden (Nov. 16, 2017)	47, Gail Goodrich (Mar. 9, 1969)
<b>Portland</b>	49, Moses Malone (Mar. 13, 1982)	51, Geoff Petrie (Jan. 20, 1973) 51, Geoff Petrie (Mar. 16, 1973)
<b>Sacramento</b>	51, James Harden (Apr. 1, 2015)	51, Nate Archibald (Nov. 27, 1972)
<b>San Antonio</b>	61, James Harden (Mar. 22, 2019)	46, George Gervin (Mar. 30, 1979)
<b>Toronto</b>	40, Yao Ming (Dec. 20, 2004) 40, James Harden (Mar. 6, 2016) 40, James Harden (Jan. 8, 2017) 40, James Harden (Mar. 9, 2018)	43, Vince Carter (Mar. 5, 2002)
<b>Utah</b>	56, James Harden (Nov. 5, 2017)	46, Adrian Dantley (Jan. 4, 1984)
<b>Washington</b>	54, James Harden (Nov. 26, 2018)	44, Gus Johnson (Feb. 11, 1968) 44, Gilbert Arenas (Jan. 3, 2006)

# Rockets Miscellaneous Records

## Season Records

**Best Winning Percentage:** .793; 65-17 (2017-18)  
**Most Consecutive Home Wins:** 21 (Apr. 14, 1985 - Jan. 11, 1986)  
**Most Consecutive Road Wins:** 12 (Jan. 4 - Mar. 12, 2008)  
**Most Playoff Games Season:** 23 (1994, won 15)  
**Worst Season:** 14-68 (1982-83)  
**Most Consecutive Losses:** 17 (Jan. 18 - Feb. 19, 1968; San Diego)  
**Most Consecutive Home Losses:** 11 (Mar. 1 - Apr. 16, 1983)  
**Most Consecutive Road Losses:** 16 (Jan. 18 - Mar. 19, 1968; San Diego)  
**Best Home Record Season:** 36-5 (1985-86)  
**Best Road Record Season:** 31-10 (2017-18)  
**Best Months:** 14-0 (November 1993), 13-0 (February 2008), 12-0 (February 2018)  
**Worst Home Record Season:** 8-33 (1967-68)  
**Worst Road Record Season:** 5-36 (1982-83)  
**Worst Months:** 0-11 (March 1968), 1-17 (February 1968)

## Overtime Games

**Most Overtime Games Season:** 10 (2001-2002)  
**Fewest Overtime Games Season:** 0 (1972-73; 1987-88)  
**Most Overtime Wins Season:** 5 (1979-80; 2001-2002; 2003-2004; 2014-15)  
**Most Overtime Losses Season:** 6 (1973-74; 2010-2011; 2011-2012)  
**Most Consecutive Overtime Games:** 3 (Nov. 17-20-24, 1976); (Nov. 26-29-Dec. 1, 1999)

## Attendance

**Largest Regular Season Home Attendance:** 747,412 (2014-2015)  
**Most Regular Season Home Sellouts:** 41 (1987-88; 1995-96; 1996-97; 1997-98, 2018-19)  
**Highest Regular Season Home Attendance Average:** 18,230 (2014-2015)  
**Largest Single-Game Home Attendance:** 18,583 (Mar. 27, 2010 vs. L.A. Lakers at Toyota Center)  
**Largest Home Attendance (including Playoffs):** 913,489 (2017-18)  
**Most Consecutive Sellouts (including Playoffs):** 176 (Apr. 23, 1995 - May 15, 1999)  
**Most Consecutive Regular Season Sellouts:** 149 (Apr. 23, 1995 - May 4, 1999)

## Best Comebacks

### Rockets/Game

23 (1:01 second quarter, 33-56) vs. Portland, Jan. 22, 1977 (Won 110-107)  
23 (5:08 second quarter, 26-49) at Atlanta, Mar. 8, 2001 (Won 104-98)  
22 (2:45 second quarter, 12-34) at Dallas, Apr. 16, 1989 (down 18 with 1:54 in 3rd; Won 114-112 OT)  
22 (4:36 first quarter, 7-29) vs. New York, Nov. 25, 2017 (Won 117-102)  
21 (11:46 second quarter, 27-48) vs. San Antonio, Mar. 8, 1986 (Won 126-117)  
21 (8:45 third quarter, 53-74), at Portland, Feb. 25, 2016 (Won 119-105)  
21 (3:39 second quarter, 36-57) vs. L.A. Lakers, Jan. 19, 2019 (Won 138-134 OT)

### Rockets/Fourth Quarter

16 (11:24 left, 79-95) at Sacramento, Nov. 12, 1987 (Won 116-114)  
15 (8:31 left, 73-88) at Phoenix, Nov. 4, 2001 (Won 103-100)  
15 (8:25 left, 61-76) at Denver, Apr. 17, 2006 (Won 86-83)  
15 (10:33 left, 63-78) vs. Portland, Nov. 18, 2015 (Won 108-103, OT)

### Opponents/Game

26 (7:45 second quarter, 46-20) at Portland, Feb. 15, 1997 (Lost 109-105)  
26 (10:50 third quarter, 64-38) at Boston, Dec. 28, 2017 (Lost 98-99)  
26 (1:38 second quarter, 68-42) vs. Oklahoma City, 2/9/19 (Lost 112-117)  
24 (6:02 third quarter, 79-55) vs. Minnesota, Feb. 17, 1992 (Lost 124-122 OT)  
23 (10:56 second quarter, 36-13) at San Antonio, Apr. 18, 1999 (Lost 86-83)  
21 (4:14 third quarter, 78-57) vs. Phoenix, Dec. 16, 1986 (Lost 106-102)  
21 (11:20 second quarter, 36-15) vs. Phoenix, Mar. 15, 2004 (Lost 99-97 OT)  
21 (1:19 second quarter, 51-30) at L.A. Lakers, Dec. 15, 2006 (Lost 112-101 2OT)

### Opponents/Fourth Quarter

17 (5:51 left, 99-82) at Chicago, Feb. 28, 2009 (Lost 105-102)  
16 (11:37 left, 87-71) vs. Phoenix, Dec. 16, 1986 (Lost 106-102)  
15 (5:37 left, 93-78) at Minnesota, Mar. 28, 1993 (Lost 101-100)  
15 (8:07 left, 78-63) at Utah, Apr. 1, 1999 (Lost 88-87)  
15 (10:32 left, 87-72) at Atlanta, Mar. 3, 2015 (Lost 96-104)

<<<Return to Table of Contents


# History





# History of the Rockets

The Rockets franchise entered the NBA as the San Diego Rockets prior to the 1967-68 season, along with the Seattle SuperSonics, as the league expanded to 12 teams. The Rockets received their team name because it kept with San Diego's then-theme of a "city in motion," while reflecting the growth of space-age industries in San Diego. The 1967-68 Rockets compiled a league-worst 15-67 record, but were able to select University of Houston's Elvin Hayes with the first overall pick in the 1968 NBA Draft. As a rookie, Hayes scored an NBA-leading 28.4 points per game, helping the team to a 37-45 record and a playoff berth. The Rockets drafted Rudy Tomjanovich and Calvin Murphy in the 1970 NBA Draft, but were unable to produce a winning record in any of their four seasons in San Diego.



In June 1971, a group named Texas Sports Investments bought the Rockets franchise for \$5.6 million and moved the team to Houston. During their first year in Texas, the Rockets played home games in Houston, San Antonio and Waco. The 1974-75 Rockets produced the franchise's first season at .500 or better and first playoff series win.

On Oct. 24, 1976, the Rockets acquired Moses Malone from the Buffalo Braves in exchange for a pair of future first round picks. That season the Rockets finished with a 49-33 mark, won their first division title, and advanced to the Conference Finals with Tom Nissalke earning Coach of the Year honors.

Following a disappointing campaign in 1977-78, the Rockets won 47 games in 1978-79, with Malone, Murphy, and Tomjanovich all making the All-Star game. Malone averaged 24.8 points and an NBA-high 17.6 rebounds that season to earn the first of his two MVP's as a Rocket.

The 1980-81 Rockets qualified for the playoffs during the final weekend of the season and finished with a 40-42 mark. Despite a sub-.500 record, the Rockets advanced to their first-ever NBA Finals, losing in six games to Boston. It marked the first time a team from

Houston played for the championship in basketball, football, or baseball. Murphy set NBA records by hitting 78 consecutive free throws and finishing the season with a free throw percentage of .958.

Despite Malone winning his second MVP award in 1981-82, the Rockets lost in the First Round of the playoffs. That summer, Malone was traded to Philadelphia and the Rockets won a total of 43 games over the next two seasons; however, the Rockets obtained the first overall pick in both the 1983 and 1984 drafts and selected 7-foot-4 Ralph Sampson and 7-foot Akeem Olajuwon from the University of Houston.

Sampson was named Rookie of the Year in 1983-84, while Olajuwon finished second in balloting to Michael Jordan a year later. The 1984-85 Rockets compiled a 48-34 record during Sampson's and Olajuwon's first season together, but were eliminated in the first round of the playoffs. The following year, the Rockets rolled to a 51-31 record, won the Midwest Division, and upset the defending NBA Champion L.A. Lakers to advance to the NBA Finals, where the team fell to Boston for the second time in six years.

The Rockets were knocked out the First Round of the playoffs in four straight seasons from 1987-88 through 1990-91. After a 26-26 start to the 1991-92 season, Tomjanovich was promoted from assistant coach to interim head coach and was named the permanent coach at the end of the season.

The Rockets flourished under Tomjanovich, winning 55 games in his first full season as coach in 1992-93. Olajuwon finished second in MVP voting that season but earned the first for four straight All-NBA First Team selections.

On July 30, 1993, Leslie Alexander purchased the Rockets and Houston proceeded to win its first 15 games of the 1993-94 season. The Rockets finished with 58 wins and claimed the division title, with Olajuwon earning MVP honors and his second straight Defensive Player of the Year award. After the Rockets lost the first two games of the Conference Semifinals at home to Phoenix, a local paper posted the headline "Choke City," but Houston rallied to win the series and advanced to the NBA Finals against New York. Following a grueling seven-game series, the Rockets were rewarded with the first-ever professional championship for a sports team from Houston. Olajuwon earned Finals MVP honors, becoming the first player to win that award while being named both regular season MVP and Defensive Player of the Year in the same season.

The Rockets displayed a bit of championship hangover in 1994-95, but the acquisition of future hall of famer Clyde Drexler via trade from Portland in February gave Houston new life. Despite being the sixth-seed in the Western Conference, the Rockets went onto sweep Orlando in the NBA Finals, becoming the lowest seed to win the title and the fifth franchise in league history to win back-to-back titles. Houston was also the first team to eliminate four teams in the playoffs that had won 50-plus regular season games.

During the 1995-96 season, Olajuwon became the NBA's all-time blocked shots leader and Tomjanovich became the franchise's all-time winningest coach. The Rockets added Charles Barkley in August of 1996 and advanced to the 1997 Western Conference Finals. Prior to the start of the lockout shortened 1998-99 season,

# History of the Rockets

Houston acquired Scottie Pippen from Chicago, but the Rockets were eliminated in the First Round and did not make the playoffs in any of the next four seasons from 1999-00 through 2002-03.

The Rockets won the 2002 NBA Draft Lottery, despite having the fifth-best odds to do so, and selected 7-foot-6 Yao Ming from China. Yao was voted a starter in the All-Star Game, the first of his eight All-Star selections. Following Yao's rookie season, Tomjanovich stepped down as head coach, having accumulated a franchise record 503 wins.

On June 11, 2003, Jeff Van Gundy became the 10th head coach in Rockets history. In Van Gundy's first season, the Rockets moved into their new home Toyota Center, set several defensive records and returned to the playoffs for the first time in five years. On June 29, 2004, Houston acquired Tracy McGrady, in a seven-player deal. In his inaugural season as a Rockets, McGrady helped the Rockets to their first 50-win season since 1996-97.

Toyota Center was the site of the 2006 NBA All-Star Game, marking the first time the Rockets hosted the event since 1989 at the Astrodome. Yao was the leading vote-getter for the All-Star Game, while McGrady scored a game-high 36 points.

Daryl Morey was named the Rockets Assistant General Manager on April 3, 2006 and spearheaded the acquisition of Shane Battier from the Memphis Grizzlies that summer. That move helped catapult the Rockets to 52 wins, despite Yao being limited to 48 games played due to injury. Morey officially assumed his role as General Manager at the conclusion of the season, following the retirement of Carroll Dawson, who was honored with a banner that hangs next to the retired jersey numbers in franchise history. One of Morey's first moves was to name Rick Adelman as the head coach.

In his first season with the Rockets in 2007-08, Houston posted a 55-27 mark, including a franchise-record 22 straight games from Jan. 29 through March 16. Yao underwent season-ending surgery in early March, and the Rockets were eliminated in the First Round of the playoffs. On April 11, the Rockets honored Olajuwon by unveiling a bronze sculpture, which stands out front the main entrance of Toyota Center.

The following season, Houston won 53 games and pushed the eventual champion L.A. Lakers to Game 7 of the Western Conference Finals, despite being without McGrady for the entire postseason and Yao for the final four games of the series.

Yao missed all of 2009-10 due to foot surgery, but the Rockets still finished above .500 with a 42-40 mark. McGrady was traded to New York as part of a three-team trade in February. Aaron Brooks was named the NBA's Most Improved Player.

Injuries limited Yao to just five games played in 2010-11 and he announced his retirement on July 20, 2011. Kevin McHale became the 12th head coach in franchise history on June 1, 2011 and the Rockets posted a 34-32 mark in the lockout shortened 2011-12 campaign.

On Oct. 27, 2012, Houston made a blockbuster deal to acquire James Harden from Oklahoma City. The Rockets won 45 and returned to the playoffs after a three-year absence. Harden was selected to his first All-Star Game, which was hosted by the Rockets.

In July of 2013, the Rockets acquired three-time NBA Defensive Player of the Year Dwight Howard via free agency. The tandem of Harden and Howard helped led Houston to a 54-28 mark in 2013-14 along with another trip to the playoffs. Both players were named All-Stars with Harden also earning All-NBA First Team honors while Howard was selected to the Second Team.

The Rockets won 56 games in 2014-15 and advanced to the Western Conference Finals for the first time since 1996-97. Harden earned All-NBA First Team honors for the second straight season and was runner-up for the MVP award.

After posting a 41-41 mark in 2015-16, Houston bounced back in 2016-17, winning 55 games under Mike D'Antoni, who was named Coach of the Year in his first season with the Rockets. James Harden was a unanimous All-NBA First Team selection while free agent acquisition Eric Gordon was named Sixth Man of the Year.

On October 6, 2017, the NBA Board of Governors unanimously approved Tilman J. Fertitta as the new owner of the Rockets. Houston won a franchise record 65 games in 2017-18 and posted the best record in the NBA for the first time in team history. The Rockets advanced to the Western Conference Finals, pushing the eventual champion Golden State Warriors to Game 7. Harden was a unanimous All-NBA First Team selection and became the third player in franchise history to be named MVP. Daryl Morey became the second Rockets employee to win the NBA Executive of the Year award.

Houston lost 14 of its first 25 games in 2018-19 but rallied to go 42-15 over the final 57 games while posting the second-highest winning percentage (.737) of any team over that span. James Harden became the first player in NBA history to have averaged at least 35.0 points and 7.0 assists in a single season and earned his third straight unanimous All-NBA First Team selection.

On July 16, 2019, the Rockets acquired eight-time All-Star and former MVP Russell Westbrook via trade with Oklahoma City.



# The 22-Game Winning Streak

January 29-March 16, 2008

PLAYER	G-GS		FIELD GOALS				3-POINT FG		REBOUNDS				PF-DQ	STL	TO	BLK	PTS	AVG
	MIN	FG-FGA	PCT	FG-FGA	PCT	FT-FTA	PCT	OFF	DEF	TOT	AST							
McGrady	21-21	808	178-407	.437	34-107	.318	74-106	.698	16	95	111	130	25-0	23	52	10	464	22.1
Yao	12-12	445	93-176	.528	0-0	—	72-86	.837	35	98	133	24	32-0	4	36	14	258	21.5
Alston	22-22	792	133-313	.425	57-144	.396	23-33	.697	10	84	94	145	44-0	33	44	9	346	15.7
Scola	22-22	581	107-195	.549	0-1	.000	42-63	.667	46	105	151	32	62-0	17	36	7	256	11.6
Battier	22-22	842	81-181	.448	45-113	.398	22-30	.733	34	88	122	54	43-0	13	17	28	229	10.4
Landry	17-0	329	66-108	.611	0-1	.000	36-55	.655	40	48	88	9	4-0	11	10	3	168	9.9
Head	16-1	288	48-102	.471	24-59	.407	18-24	.750	3	28	31	38	20-0	12	10	1	138	8.6
Wells	9-0	177	22-44	.500	1-3	.333	20-32	.625	7	41	48	21	19-0	8	10	4	65	7.2
Jackson	11-0	181	28-71	.394	8-29	.276	6-8	.750	4	27	31	26	17-0	4	14	2	70	6.4
Harris	4-0	53	10-24	.417	0-0	—	4-7	.571	10	11	21	1	4-0	2	0	0	24	6.0
Green	1-0	4	3-3	1.000	0-0	—	0-0	—	2	0	2	0	2-0	0	0	0	6	6.0
Novak	18-0	115	22-48	.458	12-31	.387	1-2	.500	2	13	15	3	9-0	1	1	2	57	3.2
Hayes	19-0	290	25-38	.658	0-0	—	4-4	1.000	19	70	89	22	47-1	13	15	8	54	2.8
Brooks	18-0	147	16-57	.281	7-28	.250	5-8	.625	5	13	18	21	19-0	2	10	1	44	2.4
Mutombo	11-10	195	10-21	.476	0-0	—	5-8	.625	18	48	66	0	15-0	2	3	23	25	2.3
Williams	1-0	6	1-3	.333	0-0	—	1-4	.250	1	0	1	0	3-0	0	1	0	3	3.0
James	4-0	19	2-7	.286	0-2	.000	0-0	—	1	3	4	1	3-0	0	2	0	4	1.0
Jones	4-0	9	2-4	.500	0-0	—	0-0	—	0	1	1	0	3-0	1	1	0	4	1.0
ROCKETS	22	5280	847-1802	.470	188-518	.363	333-470	.709	253	773	1026	527	407-1	146	282	112	2215	100.7
OPPONENTS	22	5280	739-1805	.409	133-353	.377	332-485	.685	242	643	885	408	412-1	165	266	97	1943	88.3

Date	Opponent	Result	Leading Scorer	Date	Opponent	Result	Leading Scorer
Jan. 29	Golden State	W, 111-107	Yao-36	Feb. 24	Chicago	W, 110-97	McGrady-24
Jan. 31	at Indiana	W, 106-103	Landry-22	Feb. 26	Washington	W, 94-69	Head-18
Feb. 2	at Milwaukee	W, 91-83	McGrady-33	Feb. 29	Memphis	W, 116-95	McGrady-25
Feb. 4	at Minnesota	W, 92-86	McGrady-26	Mar. 2	Denver	W, 103-89	McGrady-22
Feb. 7	Cleveland	W, 92-77	Yao-22	Mar. 5	Indiana	W, 117-99	McGrady-25
Feb. 9	Atlanta	W, 108-89	Yao-28	Mar. 6	at Dallas	W, 113-98	McGrady-31
Feb. 11	Portland	W, 95-83	Yao-25	Mar. 8	New Orleans	W, 106-96	McGrady-41
Feb. 13	Sacramento	W, 89-87	Yao-25	Mar. 10	New Jersey	W, 91-73	McGrady-19
Feb. 19	at Cleveland	W, 93-85	Alston-22	Mar. 12	at Atlanta	W, 83-75	McGrady-28
Feb. 21	Miami	W, 112-100	McGrady-23	Mar. 14	Charlotte	W, 89-80	McGrady-30
Feb. 22	at New Orleans	W, 100-80	McGrady-34	Mar. 16	L.A. Lakers	W, 104-92	Alston-31



# The 22-Game Winning Streak



# Rockets All-Time Record

(52 Seasons: 4 Seasons San Diego, 48 Seasons Houston)

## San Diego (1967-71)

Years	Coach	W-L	Pct.	Finish	Home	Road	Neut.	Playoffs
1967-68	Jack McMahon	15-67	.183	6th Western	8-33	3-25	4-9	—
1968-69	Jack McMahon	37-45	.451	4th Western	25-16	8-25	4-4	2-4
1969-70	Jack McMahon (9-17) Alex Hannum (18-38)	27-55	.329	7th Western	21-17	4-33	2-5	—
1970-71	Alex Hannum	40-42	.488	3rd Pacific	24-15	15-26	1-1	—

## Houston (1971-Present)

Years	Coach	W-L	Pct.	Finish	Home	Road	Neut.	Playoffs
1971-72	Tex Winter	34-48	.415	4th Pacific	15-20	14-23	5-5	—
1972-73	Tex Winter (17-30) John Egan (16-19)	33-49	.402	3rd Central	14-14	10-28	9-7	—
1973-74	John Egan	32-50	.390	3rd Central	18-23	13-25	1-2	—
1974-75	John Egan	41-41	.500	2nd Central	29-12	12-27	0-2	3-5
1975-76	John Egan	40-42	.488	3rd Central	28-13	12-29	0-0	—
1976-77	Tom Nissalke	49-33	.598	1st Central	34-7	15-25	0-1	6-6
1977-78	Tom Nissalke	28-54	.341	6th Central	21-20	7-34	0-0	—
1978-79	Tom Nissalke	47-35	.573	2nd Central	30-11	17-24	0-0	0-2
1979-80	Del Harris	41-41	.500	2nd Central	29-12	12-29	0-0	2-5
1980-81	Del Harris	40-42	.488	2nd Midwest	25-16	15-26	0-0	12-9
1981-82	Del Harris	46-36	.561	2nd Midwest	25-16	21-20	0-0	1-2
1982-83	Del Harris	14-68	.171	6th Midwest	9-32	5-36	0-0	—
1983-84	Bill Fitch	29-53	.354	6th Midwest	21-20	8-32	0-1	—
1984-85	Bill Fitch	48-34	.585	2nd Midwest	29-12	19-22	0-0	2-3
1985-86	Bill Fitch	51-31	.622	1st Midwest	36-5	15-26	0-0	13-7
1986-87	Bill Fitch	42-40	.512	3rd Midwest	25-16	17-24	0-0	5-5
1987-88	Bill Fitch	46-36	.561	4th Midwest	31-10	15-26	0-0	1-3
1988-89	Don Chaney	45-37	.549	2nd Midwest	31-10	14-27	0-0	1-3
1989-90	Don Chaney	41-41	.500	5th Midwest	31-10	10-31	0-0	1-3
1990-91	Don Chaney	52-30	.634	3rd Midwest	31-10	21-20	0-0	0-3
1991-92	Don Chaney (26-26) Rudy Tomjanovich (16-14)	42-40	.512	3rd Midwest	28-13	14-27	0-0	—
1992-93	Rudy Tomjanovich	55-27	.671	1st Midwest	31-9	24-16	0-2	6-6
1993-94	Rudy Tomjanovich	58-24	.707	1st Midwest	35-6	23-18	0-0	15-8
1994-95	Rudy Tomjanovich	47-35	.573	3rd Midwest	25-16	22-19	0-0	5-7
1995-96	Rudy Tomjanovich	48-34	.585	3rd Midwest	27-14	21-20	0-0	3-5
1996-97	Rudy Tomjanovich	57-25	.695	2nd Midwest	30-11	27-14	0-0	9-7
1997-98	Rudy Tomjanovich	41-41	.500	4th Midwest	24-17	16-24	1-0	2-3
1998-99	Rudy Tomjanovich	31-19	.620	3rd Midwest	19-6	12-13	0-0	1-3
1999-00	Rudy Tomjanovich	34-48	.415	6th Midwest	22-19	12-29	0-0	—
2000-01	Rudy Tomjanovich	45-37	.549	5th Midwest	24-17	21-20	0-0	—
2001-02	Rudy Tomjanovich	28-54	.341	5th Midwest	18-23	10-31	0-0	—
2002-03	Rudy Tomjanovich	43-39	.524	5th Midwest	28-13	15-26	0-0	—
2003-04	Jeff Van Gundy	45-37	.549	5th Midwest	27-14	18-23	0-0	1-4
2004-05	Jeff Van Gundy	51-31	.622	3rd Southwest	26-15	25-16	0-0	3-4
2005-06	Jeff Van Gundy	34-48	.415	5th Southwest	15-26	19-22	0-0	—
2006-07	Jeff Van Gundy	52-30	.634	3rd Southwest	28-13	24-17	0-0	3-4
2007-08	Rick Adelman	55-27	.671	3rd Southwest	31-10	24-17	0-0	2-4
2008-09	Rick Adelman	53-29	.646	2nd Southwest	33-8	20-21	0-0	7-6
2009-10	Rick Adelman	42-40	.512	3rd Southwest	23-18	19-22	0-0	—
2010-11	Rick Adelman	43-39	.524	5th Southwest	25-16	18-23	0-0	—
2011-12	Kevin McHale	34-32	.515	4th Southwest	22-11	12-21	0-0	—
2012-13	Kevin McHale	45-37	.549	3rd Southwest	29-12	16-25	0-0	2-4
2013-14	Kevin McHale	54-28	.659	2nd Southwest	33-8	21-20	0-0	2-4
2014-15	Kevin McHale	56-26	.683	1st Southwest	30-11	25-15	1-0	9-8
2015-16	Kevin McHale (4-7) J.B. Bickerstaff (37-34; Interim)	41-41	.500	4th Southwest	23-18	18-23	0-0	1-4
2016-17	Mike D'Antoni	55-27	.671	2nd Southwest	30-11	25-16	0-0	6-5
2017-18	Mike D'Antoni	65-17	.793	1st Southwest	34-7	31-10	0-0	11-6
2018-19	Mike D'Antoni	53-29	.646	1st Southwest	31-10	22-19	0-0	6-5
<b>Totals</b>	<b>13 Coaches</b> <b>4216 Games</b>	<b>2225-1991</b>	<b>.528</b>	<b>7 Div. Titles</b>	<b>1341-742</b> <b>.644</b>	<b>856-1210</b> <b>.414</b>	<b>28-39</b> <b>.418</b>	<b>153-157</b> <b>.494</b>



# Rockets Home Attendance

(52 Seasons: 4 Seasons San Diego, 48 Seasons Houston)

## San Diego (1967-71)

Years (Venue)	Games	Totals	Average	Playoffs	Largest Crowd	Overall Total	Average
1967-68 (SD Sports Arena)	41	188,865	4,067	—	10,269	188,865	4,067
1968-69 (SD Sports Arena)	41	248,217	6,054	3-31,755	14,280	279,972	6,363
1969-70 (SD Sports Arena)	38	232,684	6,128	—	13,643	232,684	6,128
1970-71 (SD Sports Arena)	39	264,206	6,774	—	11,639	264,206	6,774

## Houston (1971-Present)


Years (Venue)	Games	Totals	Average	Playoffs	Largest Crowd	Overall Total	Average
1971-72 (Hofheinz)	41	203,599	4,966	—	10,218	203,599	4,966
1972-73 (Hofheinz)	41	189,773	4,629	—	10,146	189,773	4,629
1973-74 (Hofheinz)	41	158,059	3,855	—	8,253	158,059	3,855
1974-75 (Hofheinz)	41	187,457	4,572	4-40,872	10,518	228,329	5,074
1975-76 (The Summit)	41	261,418	6,376	—	12,586	261,418	6,376
1976-77 (The Summit)	41	347,920	8,486	6-93,838	16,012	441,758	9,399
1977-78 (The Summit)	41	384,905	9,388	—	15,556	384,905	9,388
1978-79 (The Summit)	41	434,400	10,595	1-14,405	15,676	448,805	10,686
1979-80 (The Summit)	41	413,572	10,087	4-57,479	15,676	471,051	10,468
1980-81 (The Summit)	41	385,354	9,399	9-145,089	16,121	530,443	10,609
1981-82 (The Summit)	41	480,128	11,710	1-16,121	16,121	496,249	11,815
1982-83 (The Summit)	41	307,131	7,491	—	15,816	307,131	7,491
1983-84 (The Summit)	41	435,852	10,631	—	16,016	435,852	10,631
1984-85 (The Summit)	41	569,018	13,878	3-43,340	16,016	612,358	13,917
1985-86 (The Summit)	41	604,644	14,747	10-158,677	16,016	763,321	14,967
1986-87 (The Summit)	41	660,175	16,102	5-81,395	16,279	741,570	16,121
1987-88 (The Summit)	41	681,051	16,611	2-33,222	16,611	714,272	16,611
1988-89 (The Summit)	41	680,728	16,603	2-33,222	16,611	713,950	16,604
1989-90 (The Summit)	41	649,697	15,846	2-33,222	16,611	682,919	15,882
1990-91 (The Summit)	41	613,230	14,957	1-16,611	16,611	629,841	15,882
1991-92 (The Summit)	41	592,790	14,458	—	16,611	592,790	14,458
1992-93 (The Summit)	41	554,210	13,517	6-99,666	16,611	653,876	13,912
1993-94 (The Summit)	41	615,224	15,005	13-213,520	16,611	828,744	15,347
1994-95 (The Summit)	41	653,389	15,936	10-166,110	16,611	819,499	16,069
1995-96 (The Summit)	41	667,685	16,285	4-65,140	16,285	732,825	16,285
1996-97 (The Summit)	41	667,685	16,285	9-146,565	16,285	814,250	16,285
1997-98 (Compaq Center*)	41	667,685	16,285	2-32,570	16,285	700,255	16,285
1998-99 (Compaq Center*)	25	407,125	16,285	2-32,570	16,285	439,695	16,285
1999-00 (Compaq Center*)	41	624,594	15,234	—	16,285	624,594	15,234
2000-01 (Compaq Center*)	41	518,555	12,648	—	16,285	518,555	12,648
2001-02 (Compaq Center*)	41	481,227	11,737	—	16,285	481,227	11,737
2002-03 (Compaq Center*)	41	565,166	13,785	—	16,285	565,166	13,785
2003-04 (Toyota Center)	41	640,794	15,629	2-36,445	18,332	677,239	15,750
2004-05 (Toyota Center)	41	663,444	16,182	3-54,625	18,292	718,069	16,320
2005-06 (Toyota Center)	41	636,110	15,515	—	18,291	636,110	15,515
2006-07 (Toyota Center)	41	678,362	16,545	4-73,022	18,392	751,384	16,697
2007-08 (Toyota Center)	41	718,524	17,525	3-54,640	18,525	773,164	15,572
2008-09 (Toyota Center)	41	717,669	17,504	6-110,327	18,557	827,996	17,617
2009-10 (Toyota Center)	41	677,658	16,528	—	18,583	677,658	16,528
2010-11 (Toyota Center)	41	663,839	16,191	—	18,412	663,839	16,191
2011-12 (Toyota Center)	33	506,994	15,363	—	18,391	506,994	15,363
2012-13 (Toyota Center)	41	683,564	16,672	3-54,601	18,460	738,165	16,776
2013-14 (Toyota Center)	41	743,082	18,124	3-54,801	18,124	797,883	18,134
2014-15 (Toyota Center)	41	747,412	18,230	9-164,372	18,456	911,784	18,236
2015-16 (Toyota Center)	41	737,244	17,982	2-36,400	18,462	773,644	17,992
2016-17 (Toyota Center)	41	695,903	16,973	6-108,462	18,187	804,365	17,114
2017-18 (Toyota Center)	41	732,722	17,871	10-180,767	18,476	913,489	17,912
2018-19 (Toyota Center)	41	740,392	18,058	6-108,444	18,122	848,836	18,060

\*The Summit changed its name to Compaq Center following the 1996-97 season.

# Clyde Drexler

**Born:** June 22, 1962  
**Hometown:** New Orleans, Louisiana  
**High School:** Sterling (Houston)  
**College:** Houston '83

## #22



- Drafted by Portland, 1st Round, 14th overall pick in 1983 NBA Draft
- 10-Time NBA All-Star (1986, 1988-94, 1996-97)
- All-NBA First Team (1992), Second Team (1988, 1991), Third Team (1990, 1995)
- Member of the 1995 NBA Champion Houston Rockets
- Member of the gold-medal-winning 1992 United States Olympic Team
- Inducted into Basketball Hall of Fame in 2004
- Selected to the NBA's 50th Anniversary All-Time Team
- Retired as a player after the 1997-98 season; Number (22) was retired on Feb. 3, 2000

Houston's native son, Clyde Drexler, originally gained fame with Hakeem Olajuwon on "Phi Slama Jama" at the University of Houston. Over a decade later, "The Glide" returned to his hometown to team up with "The Dream" to deliver the Rockets second consecutive NBA Championship.

On Feb. 14, 1995, Drexler was traded to Houston with Tracy Murray for Otis Thorpe and the rights to Marcelo Nicola on Feb. 14, 1995. In 35 regular season games with Houston during the 1994-95 season, Drexler averaged 21.4 points on .506 shooting with 7.0 rebounds. Drexler's value soared higher for the Rockets in the 1995 NBA Playoffs, when he served as the Rockets second-leading scorer during their second consecutive championship run. Drexler averaged 20.5 points, 7.0 rebounds and 5.0 assists in 22 playoff games for Houston, as the Rockets became the first-ever sixth seed to win an NBA title. In Houston's 1995 NBA Finals sweep of Shaquille O'Neal and the Orlando Magic, Drexler posted averages of 21.5 points, 9.5 rebounds and 6.8 assists.

Following the Rockets championship run of 1995, Drexler signed a contract extension to play with Houston for three more seasons. He became the 24<sup>th</sup> player in NBA history to register 20,000 career points on Nov. 24, 1996, at the L.A. Lakers. That same season he earned selection to the NBA's 50<sup>th</sup> Anniversary All-Time Team during the 1997 NBA All-Star Weekend. On Feb. 16, 1998, Drexler joined John Havlicek and Oscar Robertson as the only players in NBA history to collect 20,000 points, 6,000 rebounds and 6,000 assists in a career. In his final season with the Rockets, Drexler teamed with Houston Comets guard Cynthia Cooper to win the first-ever All-Star 2ball competition during the 1998 All-Star Weekend.

In 219 games with the Rockets, Drexler averaged 19.0 points, 6.1 rebounds, 5.4 assists and 1.88 steals. In Rockets history, his scoring average ranks tied for ninth all-time, his 363 3-pointers rank 11<sup>th</sup> and his 1,072 3-pointers attempted rank 10<sup>th</sup>. Drexler will best be remembered for his playoff performances with the Rockets, as he averaged 18.6 points, 6.5 rebounds and 4.9 assists in 51 playoff games with Houston. In Rockets playoff history, he stands tied for second in 3-pointers attempted, third in 3-pointers made, third in free throws made and attempted, sixth in scoring average, fourth in steals, fourth in assists, fourth in points, fifth in field

goals made and attempted, seventh in rebounds, and ninth in blocks. Drexler teamed with Olajuwon to become the third teammate duo in NBA playoff history to each reach 40 points in the same game when he scored 41 points in Game Four of the 1995 Western Conference First Round vs. Utah.

After leading the Rockets in scoring during the 1997-98 season, Drexler retired from the NBA with career averages of 20.4 points, 6.1 rebounds, 5.6 assists and 2.03 steals in 15 seasons with Portland and Houston. He ranks 28<sup>th</sup> in NBA history with 22,195 career points and seventh with 2,207 career steals. Before being traded to Houston, Drexler played for 11-and-a-half seasons in Portland, leaving as the Blazers all-time leader in games played, minutes played, scoring, field goals made and attempted, free throws made and attempted, total rebounds, offensive rebounds and steals. He was named to the All-NBA First Team in 1992 and played on the gold-medal-winning "Dream Team" in the Olympics following that season. He received both All-NBA Second-Team (1988, 1991) and Third-Team (1990, 1995) honors twice. He was also named to the Rockets 1990s All-Decade Team. The 10-time NBA All-Star collected 25 career triple-doubles, with his last seven coming with the Rockets. Drexler participated in the playoffs in every year he played, placing him among the all-time NBA leaders in postseasons played. He reached the NBA Finals three times, as his Blazers lost to Detroit in 1990 and Chicago in 1992 before he won with the Rockets. His NBA Finals scoring average of 24.5 points per game ranks 11<sup>th</sup> in NBA history. He ranks 24<sup>th</sup> among all-time NBA career playoff scorers with 2,963 points.

Prior to entering the NBA, Drexler averaged 14.4 points and 9.9 rebounds per game in three seasons at the University of Houston. He teamed with Olajuwon and Larry Micheaux to form the "Phi Slama Jama" frontcourt that led the Cougars to the NCAA Final Four in 1982 and 1983. Drexler finished as Houston's all-time leader in steals with 268 career thefts. He had his #22 retired by the University of Houston along with Olajuwon's #34 in February 1997. Following his NBA career, Drexler served as the head coach at the University of Houston, as an assistant coach for the Denver Nuggets and currently serves as a broadcaster for the Rockets.

# Rockets Retired Numbers

## Drexler's Career Statistics

### UNIVERSITY OF HOUSTON STATISTICS

YEAR	G	FG-FGA	PCT	FT-FTA	PCT	REB	AVG	PTS	AVG
1980-81	30	153-303	.505	50-85	.588	314	10.5	356	11.9
1981-82	32	206-362	.569	73-120	.608	336	10.5	485	15.2
1982-83	34	236-440	.536	70-95	.737	298	8.8	542	15.9
TOTALS	96	595-1105	.538	193-300	.643	948	9.9	1383	14.4

### NBA REGULAR SEASON STATISTICS

YEAR	G-S	MIN	FGM-A	PCT	3FGM-A	PCT	FTM-A	PCT	REBOUNDS OFF-DEF-TOT	REB AVG	AST	PF-D	ST	TO	BLK	TP	AVG
1983-84 (POR)	82-3	1408	252-559	.451	1-4	.250	123-169	.728	112-123-235	2.9	153	209-2	107	123	29	628	7.7
1984-85 (POR)	80-43	2555	573-1161	.494	8-37	.216	223-294	.759	217-259-476	6.0	441	265-3	177	223	68	1377	17.2
1985-86 (POR)	75-58	2576	542-1142	.475	12-60	.200	293-381	.769	171-250-421	5.6	600	270-8	197	282	46	1389	18.5
1986-87 (POR)	82-82	3114	707-1408	.502	11-47	.234	357-470	.760	227-291-518	6.3	566	281-7	204	253	71	1782	21.7
1987-88 (POR)	81-80	3060	849-1679	.506	11-52	.212	476-587	.811	261-272-533	6.6	467	250-2	203	236	52	2185	27.0
1988-89 (POR)	78-78	3064	829-1672	.496	27-104	.260	438-548	.799	289-326-615	7.9	450	269-2	213	250	54	2123	27.2
1989-90 (POR)	73-73	2683	670-1357	.494	30-106	.283	333-430	.774	208-299-507	6.9	432	222-1	145	191	51	1703	23.3
1990-91 (POR)	82-82	2852	645-1338	.482	61-191	.319	416-524	.794	212-334-546	6.7	493	226-2	144	232	60	1767	21.5
1991-92 (POR)	76-76	2751	694-1476	.470	114-338	.337	401-505	.794	166-334-500	6.6	512	229-2	138	240	70	1903	25.0
1992-93 (POR)	49-49	1671	350-816	.429	31-133	.233	245-292	.839	126-183-309	6.3	278	159-1	95	115	37	976	19.9
1993-94 (POR)	68-68	2334	473-1105	.428	71-219	.324	286-368	.777	154-291-445	6.5	333	202-2	98	167	34	1303	19.2
1994-95 (POR)	41-41	1428	305-712	.428	87-240	.363	207-248	.835	84-150-234	5.7	208	117-0	74	97	22	904	22.0
1994-95 (HOU)	35-34	1300	266-526	.506	60-168	.357	157-194	.809	68-178-246	7.0	154	89-1	62	89	23	749	21.4
1995-96 (HOU)	52-51	1997	331-764	.433	78-235	.332	265-338	.784	97-276-373	7.2	302	153-0	105	134	24	1005	19.3
1996-97 (HOU)	62-62	2271	397-899	.442	119-335	.355	201-268	.750	118-255-373	6.0	354	151-0	119	156	36	1114	18.0
1997-98 (HOU)	70-70	2473	452-1059	.427	106-334	.317	277-346	.801	105-241-346	4.9	382	193-0	126	189	42	1287	18.4
ROCKETS	219-217	8041	1446-3248	.445	363-1072	.339	900-1146	.785	388-950-1338	6.1	1192	586-1	412	568	125	4155	19.0
TOTALS	1086-950	37537	8335-17673	.472	827-2603	.318	4698-5962	.788	2615-4062-6677	6.1	6125	3285-33	2207	2977	719	22195	20.4

### NBA PLAYOFF STATISTICS

YEAR	G	MIN	FGM-A	PCT	3FGM-A	PCT	FTM-A	PCT	REBOUNDS OFF-DEF-TOT	REB AVG	AST	PF-D	ST	TO	BLK	TP	AVG
1983-84 (POR)	5-0	85	15-35	.429	0-1	.000	6-7	.857	7-10-17	3.4	8	11-0	5	7	1	36	7.2
1984-85 (POR)	9-9	339	55-134	.410	2-7	.286	38-45	.844	27-28-55	6.1	83	37-0	23	29	9	150	16.7
1985-86 (POR)	4-4	145	26-57	.456	2-5	.400	18-23	.783	9-16-25	6.3	26	19-1	6	19	3	72	18.0
1986-87 (POR)	4-4	153	36-79	.456	1-4	.250	23-29	.793	16-14-30	7.5	15	16-1	7	6	3	96	24.0
1987-88 (POR)	4-4	170	32-83	.386	3-6	.500	21-29	.724	12-16-28	7.0	21	14-0	12	12	2	88	22.0
1988-89 (POR)	3-3	128	35-71	.493	0-2	.000	13-17	.765	13-7-20	6.7	25	11-0	6	12	2	83	27.7
1989-90 (POR)	21-21	853	172-390	.441	9-41	.220	96-124	.774	63-88-151	7.2	150	72-2	53	67	18	449	21.4
1990-91 (POR)	16-16	633	128-269	.476	15-56	.268	76-98	.776	40-89-129	8.1	129	56-0	34	61	16	347	21.7
1991-92 (POR)	21-21	847	198-425	.466	19-81	.235	138-171	.807	60-95-155	7.4	147	77-2	31	58	20	553	26.3
1992-93 (POR)	3-3	116	18-43	.419	5-12	.417	16-20	.800	8-11-19	6.3	14	9-0	5	3	3	57	19.0
1993-94 (POR)	4-4	157	31-73	.425	3-13	.231	19-23	.826	10-31-41	10.3	22	7-0	8	9	2	84	21.0
1994-95 (HOU)	22-22	849	155-322	.481	30-99	.303	110-140	.786	45-109-154	7.0	111	68-1	33	45	15	450	20.5
1995-96 (HOU)	8-8	292	49-118	.415	9-34	.265	26-34	.765	15-47-62	7.8	40	22-0	21	20	4	133	16.6
1996-97 (HOU)	16-16	623	105-241	.436	38-102	.373	42-54	.778	25-64-89	5.6	77	52-0	26	36	7	290	18.1
1997-98 (HOU)	5-5	182	21-68	.309	5-26	.192	28-37	.757	9-18-27	5.4	23	15-0	8	13	3	75	15.0
ROCKETS	51-51	1946	330-749	.441	82-261	.314	206-265	.777	94-238-332	6.5	251	157-1	88	114	29	948	18.6
TOTALS	145-140	5572	1076-2408	.447	141-489	.288	670-851	.787	359-643-1002	6.9	891	486-7	278	397	108	2963	20.4

Bold and underlined indicates Rockets statistical leader.




# Moses Malone

March 23, 1955 - September 13, 2015

**Hometown:** Petersburg, Virginia

**High School:** Petersburg

# #24



- Drafted by Portland in the 1976 ABA Dispersal Draft
- NBA MVP (1979, 1982, 1983)
- All-NBA First Team (1979, 1982-83, 1985), Second Team (1980-81, 1984, 1987)
- NBA All-Defensive First Team (1983), Second Team (1979)
- 12-Time NBA All-Star (1978-89)
- Holds NBA career record for most offensive rebounds
- Selected to the NBA's 50th Anniversary All-Time Team
- Inducted into Basketball Hall of Fame in 2001
- Retired as a player prior to the 1995-96 season; Number (24) was retired on April 19, 1998

The fifth-leading rebounder and eighth-leading scorer in NBA history, Moses Malone is a legend that not only made a big impact on the game of basketball, but left a lasting impression with the City of Houston. A two-time NBAMVP in Houston, Malone averaged 24.0 points and a franchise-record 15.0 rebounds in six seasons with the Rockets. Malone also set the franchise single-season record for points in 1982 and rebounds in 1979. Malone was honored for his accomplishments in 2001 with his induction into the Naismith Basketball Hall of Fame.

"When you look back over the 25 years that I played, the game did me good," Malone said following his selection to the Hall of Fame. "The opportunity to be an All-Star for so many years, to be one of the 50 greatest players and then to get the call to be in the Hall of Fame."

After being named Parade High School Player of the Year in Petersburg, Virginia, Malone bypassed college and went directly into the American Basketball Association (ABA), playing with the Utah Stars and the St. Louis Spirits from 1974-76. Malone found himself on the Buffalo Braves roster when the ABA merged with the NBA in 1976. However, Malone only played two games with the Braves before he was sent to the Rockets on Oct. 24, 1976, in exchange for two first-round draft picks. During his first NBA season, Malone averaged 13.2 points and 13.1 rebounds, leading the league in offensive rebounds.

During the 1978-79 season, Malone won his first of three NBA MVP awards by averaging 24.8 points and a league-best 17.6 rebounds per game. The 1978-79 season also marked the first of four consecutive years in which Malone led Houston in points, rebounds and blocked shots.

Malone and his Rockets teammates made history together during the 1980-81 season as the second team ever to win a conference championship and reach the NBA Finals with a losing record. Despite Malone averaging 27.8 points and 14.8 rebounds per game in the 1980-81 season, most people didn't expect the Rockets to get past the first round with a 40-42 regular season record. However, the Rockets upset the reigning NBA Champion Lakers in the first round. Despite the Rockets inspired play in the playoffs, they fell to Larry Bird and the Celtics in the 1981 NBA Finals.

Malone averaged 31.1 points and a league-leading 14.7 rebounds en route to his second MVP award in the 1981-82 season. During that season, he set Rockets records with 13 consecutive 30-point games and three consecutive 40-point games.

On Sept. 15, 1982, Malone was traded to the Philadelphia 76ers in exchange for Caldwell Jones and their 1983 first-round draft pick. Malone claimed MVP honors for the regular season and the NBA Finals in his first season with the 76ers, teaming with Julius Erving to win the NBA title for Philadelphia.

After leaving Houston, Malone played 13 more seasons, including stints with Philadelphia, Washington, Atlanta, Milwaukee and San Antonio. He retired in 1995 with 29,580 points and 17,834 rebounds in 1,455 ABA and NBA games, ranking seventh all-time in major league points and third all-time in rebounds.

A 12-time NBA All-Star, Malone led the NBA in rebounding six times and averaged more than 20 points per game for 11 consecutive seasons. A three-time NBA MVP, Malone was named to the All-NBA First Team four times and the All-NBA Second Team four times. He was named NBA All-Defensive First Team once and All-Defensive Second Team once. Malone earned selection to the NBA's 50<sup>th</sup> Anniversary All-Time Team during the 1997 NBA All-Star Weekend. He was also named to the Rockets 1970s All-Decade Team in 2012. During his 19-year NBA career, Malone scored 27,409 points and grabbed 16,212 rebounds. In 1,329 regular season games, he averaged 20.6 points and 12.2 rebounds. In 94 playoff games, he averaged 22.1 points and 13.8 boards.

Malone holds a number of NBA records, including the career record for most offensive rebounds (6,731); single-season record for most offensive rebounds (587); single-game record for most offensive rebounds (21). He also ranks second all-time for most free throws made (8,531); fourth most free throws attempted (11,090); sixth most defensive rebounds (9,481); 10<sup>th</sup> most games played (1,329); and 13<sup>th</sup> most minutes played (45,071). He also holds the single-game record for most offensive rebounds in the playoffs (15).

# Rockets Retired Numbers

## Malone's Career Statistics

ABA REGULAR SEASON STATISTICS								REBOUNDS									
YEAR	G-S	MIN	FGM-A	PCT	3FGM-A	PCT	FTM-A	PCT	OFF-DEF-TOT	AVG	AST	PF-D	ST	TO	BLK	TP	AVG
1974-75 (UTA)	83	3205	591-1034	.572	0-1	.000	375-691	.635	1209	14.6	82	-	-	-	-	1557	18.8
1975-76 (STL)	43	1168	251-488	.514	0-2	.000	112-183	.612	413	9.6	58	-	-	-	-	614	14.3
TOTALS	126	4373	842-1522	.553	0-3	.000	487-774	.629	1622	12.9	140	-	-	-	-	2171	17.2

NBA REGULAR SEASON STATISTICS								REBOUNDS									
YEAR	G-S	MIN	FGM-A	PCT	3FGM-A	PCT	FTM-A	PCT	OFF-DEF-TOT	AVG	AST	PF-D	ST	TO	BLK	TP	AVG
1976-77 (BUF-HOU)	82-70	2506	389-810	.480	-	-	305-440	.693	437-635-1072	13.1	89	275-3	67	-	181	1083	13.2
1977-78 (HOU)	59-59	2107	413-828	.499	-	-	318-443	.718	380-506-886	15.0	31	179-2	48	220	76	1144	19.4
1978-79 (HOU)	82-82	3390	716-1325	.540	-	-	599-811	.739	587-857-1444	17.6	147	223-0	79	326	119	2031	24.8
1979-80 (HOU)	82-82	3140	778-1549	.502	0-6	.000	563-783	.719	573-817-1190	14.5	147	210-0	80	300	107	2119	25.8
1980-81 (HOU)	80-80	3245	806-1545	.522	1-3	.333	609-804	.757	474-706-1180	14.8	141	223-0	83	308	150	2222	27.8
1981-82 (HOU)	81-81	3398	945-1822	.519	0-6	.000	630-827	.762	558-630-1188	14.7	142	208-0	76	294	125	2520	31.1
1982-83 (PHI)	78-78	2922	654-1305	.501	0-1	.000	600-788	.761	445-749-1194	15.3	101	206-0	89	264	157	1908	24.5
1983-84 (PHI)	71-71	2613	532-1101	.483	0-4	.000	545-727	.750	352-598-950	13.4	96	188-0	71	250	110	1609	22.7
1984-85 (PHI)	79-79	2957	602-1284	.469	0-2	.000	737-904	.815	385-646-1031	13.1	130	216-0	67	286	123	1941	24.6
1985-86 (PHI)	74-74	2706	571-1246	.458	0-1	.000	617-784	.787	339-533-872	11.8	90	194-0	67	261	71	1759	23.8
1986-87 (WAS)	73-70	2488	595-1311	.454	0-11	.000	570-692	.824	340-484-824	11.3	120	139-0	59	202	92	1760	24.1
1987-88 (WAS)	79-78	2692	531-1090	.487	2-7	.286	543-689	.788	372-512-884	11.2	112	160-0	59	249	72	1607	20.3
1988-89 (ATL)	81-80	2878	538-1096	.491	0-12	.000	561-711	.789	386-570-956	11.8	112	154-0	79	245	100	1637	20.2
1989-90 (ATL)	81-81	2735	517-1077	.480	1-9	.111	493-631	.781	364-448-812	10.0	130	158-0	47	232	84	1528	18.9
1990-91 (ATL)	82-17	1912	280-598	.468	0-7	.000	309-372	.831	271-396-667	8.1	68	134-0	30	137	74	869	10.6
1991-92 (MIL)	82-77	2511	440-929	.474	3-8	.375	396-504	.786	320-424-744	9.1	93	136-0	74	150	64	1279	15.6
1992-93 (MIL)	11-0	104	13-42	.310	-	-	24-31	.774	22-24-46	4.2	7	6-0	1	10	8	50	4.5
1993-94 (PHI)	55-0	618	102-232	.440	0-1	.000	90-117	.769	106-120-226	4.1	34	52-0	11	59	17	294	5.3
1994-95 (SA)	17-0	149	13-35	.371	1-2	.500	22-32	.688	20-26-46	2.7	6	15-0	2	11	3	49	2.9
ROCKETS	464-455	17780	4047-7879	.514	1-15	.067	3024-4108	.736	3009-3950-6959	15.0	697	1317-5	433	1448	758	11119	24.0
NBA	1329-1159	45071	9435-19225	.491	8-80	.100	8531-11090	.769	6731-9481-16212	12.2	1796	3076-0	1089	3804	1733	27409	20.6
ABA/NBA	1455	49444	10277-20750	.495	8-83	.096	9018-11864	.760	7382-10452-17834	12.3	1936	-	1199	4264	1889	29580	20.3


NBA PLAYOFF STATISTICS								REBOUNDS									
YEAR	G-S	MIN	FGM-A	PCT	3FGM-A	PCT	FTM-A	PCT	OFF-DEF-TOT	AVG	AST	PF-D	ST	TO	BLK	TP	AVG
1977 (HOU)	12-12	518	81-162	.500	-	-	63-91	.692	84-119-203	16.9	7	4-2-0	13	-	21	225	18.8
1979 (HOU)	2-2	78	18-41	.439	-	-	13-18	.722	25-16-41	20.5	2	5-0	1	8	8	49	24.5
1980 (HOU)	7-7	275	74-138	.536	0-1	.000	33-43	.767	42-55-97	13.9	7	18-0	4	22	18	181	25.9
1981 (HOU)	21-21	955	207-432	.479	0-2	.000	148-208	.712	125-180-305	14.5	35	54-0	13	59	34	562	26.8
1982 (HOU)	3-3	136	29-67	.433	-	-	14-15	.933	28-23-51	17.0	10	8-0	2	6	2	72	24.0
1983 (PHI)	13-13	524	126-235	.536	0-1	.000	86-120	.717	70-136-206	15.8	20	40-0	19	40	25	338	26.0
1984 (PHI)	5-5	212	38-83	.458	-	-	31-32	.969	20-49-69	13.8	7	15-0	3	21	11	107	21.4
1985 (PHI)	13-13	505	90-212	.425	0-1	.000	82-103	.796	36-102-138	10.6	24	39-0	17	23	22	262	20.2
1987 (PHI)	3-3	114	21-47	.447	-	-	20-21	.952	15-23-38	12.7	5	5-0	0	8	3	62	20.7
1988 (WAS)	5-5	198	30-65	.462	0-1	.000	33-40	.825	22-34-56	11.2	7	9-0	3	15	4	93	18.6
1989 (WAS)	5-5	197	32-64	.500	1-1	1.000	40-51	.784	27-33-60	12.0	9	5-0	7	11	4	105	21.0
1991 (ATL)	5-0	84	4-20	.200	-	-	13-14	.929	16-15-31	6.2	3	4-0	2	2	1	21	4.2
ROCKETS	45-45	1962	409-840	.487	0-3	.000	271-375	.723	304-393-697	15.5	61	127-0	33	95	81	1089	24.2
TOTALS	94-89	3796	750-1566	.479	0-7	.143	576-756	.762	510-785-1295	13.8	136	244-0	84	215	151	2077	22.1

Bold and underlined indicates Rockets statistical leader.

# Calvin Murphy

**Born:** May 9, 1948  
**Hometown:** Norwalk, Connecticut  
**High School:** Norwalk  
**College:** Niagara '70

## #23



- Drafted by Rockets, 2nd Round, 18th overall pick in 1970 NBA Draft
- NBA All-Star (1979)
- NBA All-Rookie Team (1970-71)
- Ranks second in Rockets history in career points
- Recipient of the NBA's J. Walter Kennedy Citizenship Award in 1979
- Holds the NBA's second-highest, single-season free throw percentage .958 (1980-81)
- Inducted into Basketball Hall of Fame in 1993
- Retired as a player prior to the 1983-84 season; Number (23) was retired on March 17, 1984

Calvin Murphy enjoyed one of the greatest moments of his life on May 10, 1993, when he was inducted into the Naismith Basketball Hall of Fame.

"My only dream was that I wanted to start for my high school basketball team, the Norwalk High School Bears," said Murphy, who played his entire 13-year NBA career with the Rockets from 1970-83. "Going to the Hall of Fame was beyond my wildest dreams."

Murphy became the first Hall of Famer to play his entire career with the Rockets, as he averaged 17.9 points and 4.4 assists in 1,002 career games. In 2012, he was named to the Rockets 1970s All-Decade Team. He still ranks seventh on the all-time NBA free throw percentage list at .892. In 1980-81, Murphy posted a free throw percentage of .958 (206-215 FT), which was the NBA single-season record until Jose Calderon of Toronto hit .981 (151-154 FT) from the line in 2008-09. During Murphy's 1980-81 campaign, he also set a then-NBA record by making 78 consecutive free throws from Dec. 27-Feb. 20, which stood for over a decade until Micheal Williams of Minnesota made 84 straight at the end of the 1992-93 season.

The 5-foot-9 Murphy, who scored 17,949 career points, stands with Avery Johnson as the only two players under six feet to play in 1,000 NBA games. Murphy still owns the Rockets career record with 4,402 assists and holds the eighth best field goal percentage (.482) among NBA guards who have scored at least 15,000 points.

Murphy led the NBA in free throw percentage twice (1980-81, 1982-83) and finished among the top five in nine other seasons. Murphy, Ray Allen, Rick Barry, Chauncey Billups, Reggie Miller, Steve Nash and Mark Price are the only players in league history to have shot .900 or better from the line in six or more seasons.

Murphy stands with Hakeem Olajuwon and Kevin Martin as the only Rockets to rank in the NBA top-10 in four statistical categories in one season, as the Rockets guard accomplished this feat during the 1973-74 season. That year, Murphy ranked second in the NBA with 7.4 assists per game, fourth with a field goal percentage of .522, sixth with a free throw percentage of .868 and ninth with 1.94 steals per game. He also finished that season ranked 19<sup>th</sup> among scoring leaders with 20.4 points per game.

The San Diego Rockets selected Murphy in the second round in 1970 with the 18<sup>th</sup> overall pick. The former Niagara University star went on to earn NBA All-Rookie First-Team honors (other First-Team members: Pete Maravich, Bob Lanier, Dave Cowens and Geoff Petrie) and finish fourth in the Rookie of the Year balloting.

Murphy's best year came during the 1977-78 season, when he ranked fifth in the NBA with a career-high 25.6 points per game. He reached 30 points 23 times and scored 40 points three times during that year, including the Rockets single-game scoring record of 57 points vs. New Jersey on March 18, 1978. Murphy averaged better than 20 points in five of 13 seasons, including three consecutive years from 1977-80. In a season, he led the Rockets in points twice, assists three times, steals five times and free throw percentage 10 times.

Murphy scored better than 40 points seven times during the regular season in his NBA career – only Olajuwon (32), Elvin Hayes (25), Moses Malone (22) and Tracy McGrady (15) have had more 40-point games in Rockets history.

A 1979 NBA All-Star, Murphy had one of the most brilliant careers in NCAA Division I history. He was a three-time consensus All-American (First Team 1969 and 1970, Second Team 1968). Murphy averaged 33.1 points in 77 games – still the fourth-best average in Division I history (44.2 by Pete Maravich of LSU, 34.6 by Austin Carr of Notre Dame, 33.8 by Oscar Robertson of Cincinnati). His 68 points on Dec. 7, 1968 vs. Syracuse is still the third-best mark against a Division I opponent. Only five players in NCAA history averaged more points in a season than Murphy, who scored 38.2 points per game during the 1967-68 season. He scored 30 or more points in 42 of the 77 games he played for Niagara, reaching 40 points on 19 occasions and 50 points six times.

Murphy averaged double figures in points during every season he played organized basketball, spanning from high school to the NBA. Following his retirement as a player, he has worked with the Rockets organization as an assistant coach, a broadcaster and a community services advisor.

# Rockets Retired Numbers

## Murphy's Career Statistics

### NIAGARA STATISTICS

YEAR	G	FG-FGA	PCT	FT-FTA	PCT	REB	AVG	PTS	AVG
1967-68	24	337-772	.437	242-288	.840	118	4.9	916	38.2
1968-69	24	294-700	.420	190-230	.826	87	3.6	778	32.4
1969-70	29	316-692	.457	222-252	.881	103	3.6	854	29.4
TOTALS	77	947-2164	.438	654-770	.847	308	4.0	2548	33.1

### NBA REGULAR SEASON STATISTICS

YEAR	G-S	MIN	FGM-A	PCT	3FGM-A	PCT	FTM-A	PCT	REBOUNDS		PF-D	ST	TO	BLK	TP	AVG			
									OFF-DEF-TOT	AVG									
1970-71 (SD)	<u>82-0</u>	2020	471-1029	<u>.458</u>	-	-	356-434	.820	245	4.0	329	263-4	-	-	-	1298	15.8		
1971-72 (HOU)	<u>82-40</u>	2538	571-1255	.455	-	-	349-392	<u>.890</u>	258	<u>4.8</u>	<u>393</u>	298-6	-	-	-	1491	18.2		
1972-73 (HOU)	77-13	1697	381-820	.465	-	-	239-269	<u>888</u>	149	3.8	262	211-3	-	-	-	1001	13.0		
1973-74 (HOU)	<u>81-79</u>	2922	671-1285	.522	-	-	310-357	<u>868</u>	51-137	188	<u>7.4</u>	<u>603</u>	<u>310-8</u>	<u>157</u>	-	4	1652	20.4	
1974-75 (HOU)	78-52	2513	557-1152	.484	-	-	<u>341-386</u>	<u>883</u>	52-121	173	4.9	381	281-8	128	-	4	1455	18.7	
1975-76 (HOU)	<u>82-82</u>	2995	<u>675-1369</u>	.493	-	-	372-410	<u>907</u>	52-157	209	<u>7.3</u>	<u>596</u>	294-3	<u>151</u>	-	6	<u>1722</u>	<u>21.0</u>	
1976-77 (HOU)	<u>82-80</u>	2764	596-1216	.490	-	-	272-307	<u>886</u>	54-118	172	4.7	386	281-6	<u>144</u>	-	8	1464	17.9	
1977-78 (HOU)	76-72	2900	<u>852-1737</u>	.491	-	-	245-267	<u>918</u>	57-107	164	3.4	259	241-4	112	173	3	<u>1949</u>	<u>25.6</u>	
1978-79 (HOU)	<u>82-81</u>	2941	<u>707-1424</u>	.496	-	-	246-265	928	78-95	173	4.3	351	288-5	<u>117</u>	187	6	1660	20.2	
1979-80 (HOU)	76-75	2676	624-1267	.493	1-25	.040	271-302	<u>897</u>	68-82	150	3.9	299	269-3	<u>143</u>	162	9	1520	20.0	
1980-81 (HOU)	76-11	2014	528-1074	.492	4-17	.235	206-215	<u>958</u>	33-54	67	2.9	222	209-0	111	129	6	1266	16.7	
1981-82 (HOU)	64-0	1204	277-648	.427	1-16	.063	100-110	<u>909</u>	20-41	67	2.5	163	142-0	43	82	1	655	10.2	
1982-83 (HOU)	64-0	1423	337-754	.447	4-14	.286	138-150	<u>920</u>	34-40	74	2.5	158	163-3	59	89	4	816	12.8	
TOTALS		1002-585	30607	7247-15030	.482	10-72	.139	3445-3864	.892	499-952	2103	4.4	4402	3250-53	1165	822	51	17949	17.9

### SINGLE GAME HIGHS

YEAR	SINGLE GAME HIGHS							AVERAGE PER GAME						
	MIN	REB	AST	ST	TO	BL	PTS	MIN	REB	AST	STL	TO	BK	PTS
1970-71	48	7	11	-	-	-	36	24.6	3.0	4.0	-	-	-	15.8
1971-72	46	8	12	-	-	-	35	31.0	3.2	4.8	-	-	-	18.2
1972-73	43	7	10	-	-	-	31	22.0	1.9	3.4	-	-	-	13.0
1973-74	51	7	15	9	-	1	39	36.1	2.3	7.4	1.94	-	0.05	20.4
1974-75	46	6	10	6	-	1	45	32.2	2.2	4.9	1.64	-	0.05	18.7
1975-76	48	8	16	6	-	1	40	36.5	2.6	7.3	1.84	-	0.07	21.0
1976-77	46	7	12	7	-	1	34	33.7	2.1	4.7	1.76	-	0.10	17.9
1977-78	48	7	8	5	5	1	57	38.2	2.2	3.4	1.47	2.3	0.04	25.6
1978-79	47	8	11	6	6	1	38	35.9	2.1	4.3	1.43	2.3	0.07	20.2
1979-80	47	6	10	6	7	1	37	35.2	2.0	3.9	1.88	2.1	0.12	20.0
1980-81	40	6	7	5	6	2	42	26.5	1.2	2.9	1.46	1.7	0.08	16.7
1981-82	38	6	7	4	5	1	33	18.8	1.0	2.6	0.67	1.3	0.02	10.2
1982-83	36	5	7	3	6	2	32	22.2	1.2	2.5	0.92	1.4	0.06	12.8
TOTALS	51	8	16	9	7	2	57	30.6	2.1	4.4	1.53	-	-	17.9

### NBA PLAYOFF STATISTICS


YEAR	G-S	MIN	FGM-A	PCT	3FGM-A	PCT	FTM-A	PCT	REBOUNDS		PF-D	ST	TO	BLK	TP	AVG			
									OFF-DEF-TOT	AVG									
1975 (HOU)	8-8	305	<u>72-156</u>	.462	-	-	51-57	.895	9-10	19	5.6	45	36-2	14	-	1	195	24.4	
1977 (HOU)	<u>12-12</u>	420	<u>102-213</u>	.479	-	-	28-30	<u>933</u>	7-12	19	6.3	75	47-1	19	-	2	232	19.3	
1979 (HOU)	2-2	73	9-31	.290	-	-	8-9	.889	2-1-3	3.0	6	9-0	8	2	1	26	13.0		
1980 (HOU)	<u>7-7</u>	265	58-108	.537	2-4	.500	13-13	<u>1000</u>	4-6-10	3.7	26	<u>29-1</u>	<u>11</u>	16	0	131	18.7		
1981 (HOU)	19-1	540	<u>142-287</u>	<u>.495</u>	2-7	.286	58-60	<u>967</u>	7-17	24	3.0	57	69-0	26	42	0	344	18.1	
1982 (HOU)	<u>3-0</u>	57	5-22	.227	0-3	.000	7-8	.875	2-1-3	1.3	4	7-0	1	4	0	17	5.7		
TOTALS		51-30	1660	388-817	.475	4-14	.286	165-177	.932	31-47	78	4.2	213	197-4	79	64	4	945	18.5

Bold and underlined indicates Rockets statistical leader.

# Hakeem Olajuwon

**Born:** January 21, 1963  
**Hometown:** Lagos, Nigeria  
**High School:** Muslims Teachers College (Nigeria)  
**College:** Houston '84

## #34



- Drafted by Rockets, 1st Round, 1st overall pick in 1984 NBA Draft
- NBA Most Valuable Player (1994); NBA Finals Most Valuable Player (1994, 1995)
- NBA Defensive Player of the Year (1993, 1994)
- 12-Time NBA All-Star (1985-90, 1992-97)
- Stands as the NBA's all-time blocked shots leader with 3,830 career blocks
- Selected to the NBA's 50th Anniversary All-Time Team
- Inducted into Basketball Hall of Fame in 2008
- Retired as a player after the 2001-2002 season; Number (34) was retired on Nov. 9, 2002

For two decades, Hakeem "The Dream" Olajuwon dedicated himself to winning for the City of Houston. By the end of his career, he had secured his place among the most legendary icons in sports. The NBA's all-time blocked shots leader brought Houston its first major sports championships by leading the Rockets to back-to-back NBA Championships in 1994 and 1995. In 2001, Olajuwon finished his 17-year career with the Rockets as the franchise's all-time leader in 26 regular season and postseason statistical categories.

Rockets Owner Leslie Alexander honored Olajuwon for his many contributions to the Rockets organization with the unveiling of a commissioned bronze sculpture in front of Toyota Center during a special ceremony on April 11, 2008.

Inducted into the Naismith Memorial Basketball Hall of Fame in 2008, Olajuwon also received several honors during his tenure with the Rockets. Upon entering the league, he was named to the NBA All-Rookie Team with Michael Jordan and Charles Barkley in 1985. Over the next 14 years, he was selected to All-NBA First Team six times (1987-89, 1993-94, 1997), Second Team three times (1986, 1990, 1996), and Third Team three times (1991, 1995, 1999). The 12-time All-Star was also chosen for the NBA All-Defensive First Team five times (1987-88, 1990, 1993-94) and Second Team four times (1985, 1991, 1996-97). The Texas Sports Hall of Fame inducted Olajuwon on Jan. 27, 1999.

In NBA history, Olajuwon ranks ninth with 26,946 points, 12<sup>th</sup> with 13,748 rebounds, eighth with 2,162 steals and first with 3,830 blocked shots. In 1,177 career games with the Rockets, he averaged 22.5 points, 11.4 rebounds, 1.77 steals and 3.18 blocked shots. Overall with Houston, Olajuwon ranks first all-time in years played, games played, points, rebounds, defensive rebounds, offensive rebounds, steals, blocked shots, free throws made and attempted, field goals made and attempted, as well as minutes played. He also stands fourth in Rockets history in scoring average and third in assists.

Olajuwon led the Rockets to the playoffs 14 times, averaging 26.6 points, 11.4 rebounds and 3.34 blocks in 140 career playoff contests. In NBA playoff history, he ranks third in blocks (472), 11<sup>th</sup> in points (3,755) and ninth in scoring average (25.9). In 1986, Olajuwon and Ralph Sampson led the Rockets to the NBA Finals. In

1994, he averaged 28.9 points and 11.0 rebounds in Houston's trek to its first NBA title. The following year, he posted averages of 33.0 points and 10.3 rebounds as the Rockets won their second consecutive NBA Championship. Olajuwon stands as the team's all-time playoff leader in postseasons played, games played, minutes, points, field goals made and attempted, free throws made and attempted, rebounds, assists, steals and blocks. He also ranks second in postseason scoring average.

During the 1988-89 season, Olajuwon became the first player in NBA history to reach 200 blocks and 200 steals in one year. The following season, he led the NBA with career highs of 14.0 rebounds and 4.59 blocks, standing as one of two rebounding titles and one of three blocked shots crowns. On March 29, 1990 vs. Milwaukee, he recorded a quadruple-double, marking one of 14 career triple-doubles.

In 1994, Olajuwon became the first player in league history to win the NBA MVP, Defensive Player of the Year and NBA Finals MVP in the same season. This also marked his second consecutive Defensive Player of the Year award and the first of two consecutive NBA Finals MVP awards.

Born in Nigeria, Olajuwon earned American citizenship and represented his country as a member of the gold-medal-winning 1996 United States Olympic Team. Selected to the Rockets 30-Year Team in 1998, he was also named to the Rockets All-Decade Teams of the 1980s and 1990s, and was chosen one of the 50 Greatest Players in NBA History on Oct. 29, 1996.

Olajuwon came to Houston in 1980 as a freshman at the University of Houston, teaming with Clyde Drexler and Larry Micheaux to form the "Phi Slama Jama" frontcourt. Olajuwon led the Cougars to the NCAA Final Four in three straight seasons. After topping the NCAA with averages of 13.5 rebounds and 5.6 blocks to earn consensus All-America First-Team honors, Olajuwon was selected by the Rockets with the first overall pick of the 1984 NBA Draft. He was later selected the Southwest Conference Player of the Decade and his #34 was retired by the University of Houston along with Drexler's #22 in Feb. 1997.



# Rockets Retired Numbers

## Olajuwon's Career Statistics

### UNIVERSITY OF HOUSTON STATISTICS

YEAR	G	FG-FGA	PCT	FT-FTA	PCT	REB	AVG	PTS	AVG
1981-82	29	91-150	.607	58-103	.563	179	6.2	240	8.3
1982-83	34	192-314	.611	88-148	.595	388	11.4	472	13.9
1983-84	37	249-369	.675	122-232	.526	500	13.5	620	16.8
TOTALS	100	532-833	.639	268-483	.555	1067	10.7	1332	13.3

### NBA REGULAR SEASON STATISTICS

YEAR	G-S	MIN	FGM-A	PCT	3FGM-A	PCT	FTM-A	PCT	REBOUNDS OFF-DEF-TOT	REB AVG	AST	PF-D	ST	TO	BLK	TP	AVG
1984-85 (HOU)	<u>82-82</u>	2914	677-1258	.538	0-0	.000	338-551	.613	440-534-974	11.9	111	344-10	99	234	220	1692	20.6
1985-86 (HOU)	68-68	2467	625-1188	.526	0-0	.000	347-538	.645	333-448-781	11.5	137	271-9	134	195	231	1597	23.5
1986-87 (HOU)	75-75	2760	677-1332	.508	1-5	.200	400-570	.702	315-543-858	11.4	220	294-8	140	228	254	1755	23.4
1987-88 (HOU)	79-79	2825	712-1385	.514	0-4	.000	381-548	.695	302-657-959	12.1	163	324-7	162	243	214	1805	22.8
1988-89 (HOU)	82-82	3024	790-1556	.508	0-10	.000	454-652	.696	338-767-1105	13.5	149	329-10	213	275	282	2034	24.8
1989-90 (HOU)	82-82	3124	806-1609	.501	1-6	.167	382-536	.713	299-850-1149	14.0	234	314-6	174	316	376	1995	24.3
1990-91 (HOU)	56-50	2062	487-959	.508	0-4	.000	213-277	.769	219-551-770	13.8	131	221-5	121	174	221	1187	21.2
1991-92 (HOU)	70-69	2636	591-1177	.502	0-1	.000	328-428	.766	246-599-845	12.1	157	263-7	127	187	304	1510	21.6
1992-93 (HOU)	82-82	3242	848-1603	.529	0-8	.000	444-570	.779	283-785-1068	13.0	291	305-5	150	262	342	2140	26.1
1993-94 (HOU)	80-80	3277	894-1694	.528	8-19	.421	388-542	.716	229-728-955	11.9	287	289-4	128	271	297	2184	27.3
1994-95 (HOU)	72-72	2853	798-1545	.517	3-16	.188	406-537	.756	172-603-775	10.8	255	250-3	133	237	242	2005	27.8
1995-96 (HOU)	72-72	2797	768-1494	.514	3-14	.214	397-548	.724	176-608-784	10.9	257	242-0	113	247	207	1936	26.9
1996-97 (HOU)	78-78	2852	727-1426	.510	5-16	.333	351-446	.787	173-543-716	9.2	236	249-3	117	281	173	1810	23.2
1997-98 (HOU)	47-45	1633	306-633	.483	0-3	.000	160-212	.755	116-344-460	9.8	143	152-0	84	126	96	772	16.4
1998-99 (HOU)	50-50	1794	373-725	.514	4-13	.308	195-272	.717	106-372-478	9.6	88	160-3	82	139	95	945	18.9
1999-00 (HOU)	44-28	1049	193-421	.458	0-2	.000	69-112	.616	65-209-274	6.2	61	88-0	41	73	70	455	10.3
2000-01 (HOU)	58-55	1545	283-568	.498	0-1	.000	123-198	.621	124-307-431	7.4	72	141-0	70	81	88	689	11.9
2001-02 (TOR)	61-37	1378	194-418	.464	0-2	.000	47-84	.560	98-268-366	6.0	66	147-0	74	98	90	435	7.1
ROCKETS	1177-1149	42844	10555-20573	.513	25-122	.205	5376-7537	.713	3936-9446-13382	11.4	2992	4236-80	2088	3569	3740	26511	22.5
TOTALS	1238-1186	44222	10749-20991	.512	25-124	.202	5423-7621	.712	4034-9714-13748	11.1	3058	4383-80	2162	3667	3830	26946	21.8

### NBA PLAYOFF STATISTICS


YEAR	G-S	MIN	FGM-A	PCT	3FGM-A	PCT	FTM-A	PCT	REBOUNDS OFF-DEF-TOT	REB AVG	AST	PF-D	ST	TO	BLK	TP	AVG
1984-85 (HOU)	5-5	187	42-88	.477	0-0	.000	22-46	.478	33-32-65	13.0	7	22-0	7	11	13	106	21.2
1985-86 (HOU)	20-20	766	205-387	.530	0-1	.000	127-199	.638	101-135-236	11.8	39	87-3	40	43	69	537	26.9
1986-87 (HOU)	10-10	389	110-179	.615	0-1	.000	72-97	.742	39-74-113	11.3	25	44-1	13	36	43	292	29.2
1987-88 (HOU)	4-4	162	56-98	.571	0-1	.000	38-43	.884	20-47-67	16.8	7	14-0	9	9	11	150	37.5
1988-89 (HOU)	4-4	162	42-81	.519	0-0	.000	17-25	.680	14-38-52	13.0	12	17-0	10	10	11	101	25.3
1989-90 (HOU)	4-4	161	31-70	.443	0-0	.000	12-17	.706	15-31-46	11.5	8	19-0	10	11	23	74	18.5
1990-91 (HOU)	3-3	129	26-45	.578	0-1	.000	14-17	.824	12-32-44	14.7	6	11-0	4	8	8	66	22.0
1992-93 (HOU)	12-12	518	123-238	.517	0-1	.000	62-75	.827	52-116-168	14.0	57	37-0	21	45	59	308	25.7
1993-94 (HOU)	23-23	989	267-514	.519	2-4	.500	128-161	.795	55-199-254	11.0	98	82-0	40	83	92	664	28.9
1994-95 (HOU)	22-22	929	306-576	.531	2-4	.500	111-163	.681	44-183-227	10.3	98	95-0	26	69	62	725	33.0
1995-96 (HOU)	8-8	329	75-147	.510	0-1	.000	29-40	.725	17-56-73	9.1	31	28-1	15	29	17	179	22.4
1996-97 (HOU)	16-16	629	147-249	.590	0-3	.000	76-104	.731	46-128-174	10.9	54	61-0	33	46	41	370	23.1
1997-98 (HOU)	5-5	190	39-99	.394	0-1	.000	24-33	.727	9-45-54	10.8	12	18-0	5	13	16	102	20.4
1998-99 (HOU)	4-4	123	23-54	.426	0-0	.000	7-8	.875	5-24-29	7.3	2	18-0	5	5	3	53	13.3
2001-02 (TOR)	5-0	86	12-22	.545	0-0	.000	4-6	.667	9-10-19	3.8	2	9-0	7	4	6	28	5.6
ROCKETS	140-140	5663	1492-2825	.528	4-18	.222	739-1028	.719	462-1140-1602	11.4	456	553-5	238	418	468	3727	26.6
TOTALS	145-140	5749	1504-2847	.528	4-18	.222	743-1034	.719	471-1150-1621	11.2	458	562-5	245	422	472	3755	25.9

Bold and underlined indicates Rockets statistical leader.

# Rudy Tomjanovich

**Born:** November 24, 1948  
**Hometown:** Hamtramck, Michigan  
**High School:** Hamtramck  
**College:** Michigan '70

## #45



- Drafted by Rockets, 1st Round, 2nd overall pick in 1970 NBA Draft
- Five-Time NBA All-Star (1974-77, 1979)
- Ranks third in Rockets history in career points and fourth in career rebounds
- Head Coach of the 1994 & 1995 NBA Champion Houston Rockets teams
- Head Coach of the gold-medal-winning 2000 United States Olympic Team
- Holds Rockets franchise record for coaching wins
- Inducted into the Texas Sports Hall of Fame in 2003
- Retired as a player after the 1980-81 season; Number (45) was retired on Jan. 28, 1982

Rudy Tomjanovich reached the heights of success both on the court and the sidelines during three decades with the Rockets. After earning five All-Star selections as a player, "Rudy T" won the City of Houston its first-ever major championships by coaching the Rockets to back-to-back titles in 1994 and 1995.

Tomjanovich, who spent 33 consecutive seasons with the Rockets, holds the franchise record with 503 coaching wins and ranks third in Rockets history with 13,383 career points. He was involved in all four Rockets division titles – as leading scorer in 1976-77, assistant coach in 1985-86 and as head coach in 1992-93 and 1993-94.

Tomjanovich first joined the San Diego Rockets as the second overall pick in the 1970 NBA Draft after a storied collegiate career at the University of Michigan. The all-time leading rebounder in school history, Tomjanovich also holds the second-highest career scoring average at 25.1 points per game.

In Rockets history, Tomjanovich ranks third in career points, third in career games and fourth in career rebounds. He averaged 17.4 points and 8.1 rebounds in 768 games with the Rockets. In his 11-season career, he led the Rockets in scoring average four times and rebounding average once. In his second season, Tomjanovich averaged a career-high 11.8 rebounds with 15.0 points, as the team made its debut in Houston.

During the 1972-73 season, Tomjanovich posted team-leading averages of 19.3 points and 11.6 rebounds. He earned the first of four consecutive All-Star selections in 1974, as he led Houston and ranked seventh in the NBA with a career-high 24.5 points per game. He scored a career-high 42 points against Buffalo on Jan. 13, 1974. During the 1974-75 season, Tomjanovich led Houston with 20.7 points per game and guided the Rockets to their first-ever playoff series win. He averaged a team-leading 21.6 points for the 1976-77 Rockets and helped Houston to its first division title. Tomjanovich played only 23 games the next year, as he suffered a facial fracture on Dec. 9, 1977 versus the Lakers. Tomjanovich returned to the All-Star Game in 1979, averaging 19.0 points and 7.7 rebounds with Houston in his comeback season.

After Houston advanced to the 1981 NBA Finals, Tomjanovich retired on Oct. 2, 1981, having spent his

entire playing career with the Rockets. His jersey #45 was retired on Jan. 28, 1982. In 2012, he was named to the Rockets 1970s All-Decade Team.

Beginning with the 1981-82 season, Tomjanovich spent two years as a Rockets scout. He became an assistant coach in 1983 and served in that role until being named interim head coach on Feb. 18, 1992. In the first 15 games with Tomjanovich at the helm, the Rockets responded with an 11-4 record — the best start for any coach in franchise annals.

Officially named the ninth head coach in Rockets history on May 20, 1992, Tomjanovich became the first coach in NBA history to guide his team from the lottery to a division title in his first full season. His coaching peers voted him *The Sporting News* NBA Coach of the Year in 1993. He was also named head coach of the Western Conference for the 1997 NBA All-Star Game and received NBA Coach of the Month recognition three times with Houston.

Tomjanovich posted a 503-397 (.559) regular season mark and 51-39 (.567) playoff record in 12 seasons with Houston, departing with franchise records for career wins and winning percentage. Tomjanovich resigned as Houston's coach following the 2002-03 season while undergoing successful treatment for bladder cancer. He was hired to coach the L.A. Lakers during the summer of 2004 before stepping aside later that season for health reasons. On the career coaching wins list, he ranks 26<sup>th</sup> all-time in NBA history with 525 victories.

Aside from his success in the NBA, Tomjanovich coached the United States Senior National Team on two occasions. He guided the United States Men's Basketball Team to a gold medal and an undefeated record in the 2000 Summer Olympics. Prior to the Olympics, Tomjanovich led a United States team of non-NBA players to a bronze medal at the 1998 World Championship of Basketball.

Tomjanovich stands with Basketball Hall of Famers Lenny Wilkins and the late Chuck Daly as the only people to coach teams to an NBA Championship and an Olympic gold medal. He also stands as one of eight coaches in NBA history to possess 500 career wins and multiple NBA championships.

# Rockets Retired Numbers

## Tomjanovich's Career Statistics

### UNIVERSITY OF MICHIGAN STATISTICS

YEAR	G	FG-FGA	PCT	FT-FTA	PCT	REB	AVG	PTS	AVG
1967-68	24	210-446	.471	49-78	.628	323	13.5	469	19.5
1968-69	24	269-541	.497	79-131	.603	340	14.2	617	25.7
1969-70	24	286-604	.474	150-200	.750	376	15.7	722	30.1
TOTALS	72	765-1591	.481	278-409	.680	1039	14.4	1808	25.1

### NBA REGULAR SEASON STATISTICS

YEAR	G-S	MIN	FGM-A	PCT	3FGM-A	PCT	FTM-A	PCT	REBOUNDS OFF-DEF-TOT	REB AVG	AST	PF-D	ST	TO	BLK	TP	AVG
1970-71 (SD)	77-0	1062	168-439	.383	-	-	73-112	.652	381	4.9	73	124-0	-	-	-	409	5.3
1971-72 (HOU)	78-61	2689	500-1010	.495	-	-	172-238	.723	923	11.8	117	193-2	-	-	-	1172	15.0
1972-73 (HOU)	81-65	2972	655-1371	.478	-	-	205-335	.746	938	11.6	178	225-1	-	-	-	1560	19.3
1973-74 (HOU)	80-80	3227	788-1470	.536	-	-	385-454	.848	230-487-717	9.0	250	230-0	89	-	66	1961	24.5
1974-75 (HOU)	81-81	3134	694-1323	.525	-	-	289-366	.790	184-429-613	7.6	236	230-1	76	-	24	1677	20.7
1975-76 (HOU)	79-79	2912	622-1202	.517	-	-	221-288	.767	167-499-666	8.4	188	206-1	42	-	19	1465	18.5
1976-77 (HOU)	81-80	3130	733-1437	.510	-	-	287-342	.830	172-512-684	8.4	172	198-1	57	-	27	1753	21.6
1977-78 (HOU)	23-23	849	217-417	.485	-	-	61-81	.753	40-98-138	6.0	32	63-0	15	38	5	495	21.5
1978-79 (HOU)	74-74	2641	620-1200	.517	-	-	168-221	.760	170-402-572	7.7	137	186-0	44	138	18	1408	19.0
1979-80 (HOU)	62-50	1834	370-778	.476	22-79	.278	118-147	.803	132-226-358	5.8	109	161-2	32	98	10	880	14.2
1980-81 (HOU)	52-38	1264	263-563	.467	12-51	.235	65-82	.793	78-130-208	4.0	81	121-0	19	58	6	603	11.6
TOTALS	768-631	25714	5630-11240	.501	34-130	.262	2089-2666	.784	6198	8.1	1573	1937-8	374	332	175	13383	17.4

### NBA PLAYOFF STATISTICS


YEAR	G	MIN	FGM-A	PCT	3FGM-A	PCT	FTM-A	PCT	REBOUNDS OFF-DEF-TOT	REB AVG	AST	PF-D	ST	TO	BLK	TP	AVG
1975 (HOU)	8-8	304	72-128	.563	-	-	40-48	.833	22-42-64	8.0	23	17-0	1	-	4	184	23.0
1977 (HOU)	12-12	457	107-212	.505	-	-	29-37	.784	24-41-65	5.4	24	36-0	7	-	5	243	20.3
1979 (HOU)	2-2	64	9-23	.391	-	-	2-5	.400	7-7-14	7.0	2	1-0	1	1	1	20	10.0
1980 (HOU)	7-1	185	24-64	.375	1-7	.143	9-13	.692	12-28-40	5.7	10	21-1	2	14	0	58	8.3
1981 (HOU)	8-0	31	1-9	.111	0-3	.000	4-6	.667	2-4-6	0.8	0	3-0	0	2	0	6	0.6
TOTALS	37-23	1041	213-436	.489	1-10	.100	84-109	.771	67-122-189	5.1	59	78-1	11	17	8	511	13.8

Bold and underlined indicates Rockets statistical leader.

# Yao Ming

**Born:** September 12, 1980  
**Hometown:** Shanghai, China

## #11



- Drafted by Rockets, 1st Round, 1st overall pick in 2002 NBA Draft
- Became the first overall pick who did not play collegiately in the United States
- Eight-Time NBA All-Star (2003-2011)
- In 2003, became first rookie to start an All-Star Game since Grant Hill in 1995
- Named All-NBA Second Team twice and Third Team three times
- Played for China in three Olympics (2000, 2004, 2008)
- Inducted into Basketball Hall of Fame in 2016
- Retired after the 2010-11 season; Number (11) was retired on Feb. 4, 2017

While injuries may have shortened Yao Ming's NBA career, it did not curtail his global impact on the sport of basketball, nor the level of respect he garnered from fans, teammates, or his contemporaries.

Yao was the first overall pick by Houston in the 2002 NBA Draft. The Shanghai native became the first player drafted No. 1 who did not play collegiately in the United States.

Yao spent all nine of his seasons with the Rockets, averaging 19.0 points 9.2 rebounds and 1.89 blocks while shooting 52.4% from the floor and 83.3% from the line. He is one of nine players in NBA history with career averages of at least 19.0 points, 9.0 rebounds and 1.80 blocks (blocks became an official statistic in 1973-74).

Voted an All-Star in each of his eight seasons played, having missed 2009-10 with a foot injury, Yao broke Michael Jordan's record for the most fan votes in a single season with 2,558,278 in 2004-05. In addition, Yao was named All-NBA Second Team twice (2006-07, 2008-09) and Third Team three times (2003-04, 2005-06, 2007-08).

As a rookie in 2002-03, Yao appeared in all 82 games with 72 starts, averaging 13.5 points, 8.2 rebounds, 1.7 assists and 1.79 blocks. He finished second to Amar'e Stoudemire in voting for NBA Rookie of the Year and was selected to the NBA All-Rookie First Team. He was also the first rookie to start an All-Star Game since Grant Hill in 1995.

Over four seasons from 2005-06 through 2008-09, Yao averaged 21.9 points and 10.1 rebounds, joining Kevin Garnett as the only players to average at least 20.0 points and 10.0 rebounds during that span.

In 2006-07, Yao averaged a career-high 25.0 points along with 9.4 rebounds, 2.0 assists and 1.96 blocks. He became the 10th different in NBA history to have averaged at least 25.0 points, 9.0 rebounds, 2.0 assists and 1.90 blocks in a single season.

Prior to joining the Rockets, Yao spent five seasons playing for his hometown Shanghai Sharks of the Chinese Basketball Association, averaging 23.4 points and 15.4 rebounds. In his final season with the Sharks in 2001-02, Yao averaged 32.6 points, 19.0 rebounds and 4.8 blocks while leading the team to its first championship.

Yao was also a member of the Chinese National Team from the age of 18. As a 19-year-old in the 2000 Olympic Games, he averaged 10.5 points and 6.0 rebounds. Yao averaged 20.7 points and a tournament-best 9.3 rebounds in the 2004 Olympics and in the 2008 Olympic Games, he ranked second among all players in scoring (19.0 ppg) and third in rebounding (8.2 rpg).

On July 20, 2011, Yao announced his retirement from the NBA after injuries forced him to miss the entire 2009-10 season and limited him to just five games played in 2010-11. He was later enshrined into the Naismith Basketball Hall of Fame in 2016, receiving the first ever direct elect nomination from the International Committee. Yao had his No. 11 retired by the Rockets during a halftime ceremony on Feb. 3, 2017.

Following his playing career, Yao returned to China and purchased his former team, the Sharks. In 2017, he was named President of the Chinese Basketball Association.

Yao has served as a tremendous ambassador for the sport as well as a great humanitarian, through contributions made by his Yao Ming Foundation and his work with organizations like the Special Olympics. In 2008, he was named the United Nations Environment Programme's first-ever "Environmental Champion."

# Rockets Retired Numbers

## Yao's Career Statistics

NBA REGULAR SEASON STATISTICS										REBOUNDS		REB		PF-D		ST		TO		BLK		TP		AVG	
YEAR	G-S	MIN	FGM-A	PCT	3FGM-A	PCT	FTM-A	PCT	OFF-DEF-TOT	AVG	AST	PF-D	ST	TO	BLK	TP	AVG								
2002-03 (HOU)	82-72	2382	401-805	.498	1-2	.500	301-371	.811	196-479-675	8.2	137	230-1	31	173	147	1104	13.5								
2003-04 (HOU)	82-82	2692	535-1025	.522	0-2	.000	361-446	.809	197-538-735	9.0	122	273-4	22	204	156	1431	17.5								
2004-05 (HOU)	80-80	2447	538-975	.552	0-0	---	389-497	.783	208-461-669	8.4	61	298-8	34	196	160	1465	18.3								
2005-06 (HOU)	57-57	1949	467-900	.519	0-1	.000	337-395	.853	148-433-581	10.2	85	195-4	30	147	94	1271	22.3								
2006-07 (HOU)	48-48	1624	423-819	.516	0-2	.000	356-413	.862	101-351-452	9.4	94	159-0	17	167	94	1202	25.0								
2007-08 (HOU)	55-55	2044	432-852	.507	0-2	.000	345-406	.850	172-422-594	10.8	129	171-2	25	183	111	1209	22.0								
2008-09 (HOU)	77-77	2589	566-1032	.548	1-1	1.000	381-440	.866	204-557-761	9.9	137	257-2	30	234	150	1514	19.7								
2010-11 (HOU)	5-5	91	18-37	.486	0-0	---	15-16	.938	7-20-27	5.4	4	13-1	0	7	8	51	10.2								
TOTALS	486-476	15817	3380-6445	.524	2-10	200	2485-2984	.833	1233-3261-4494	9.2	769	1596-22	189	1311	920	9247	19.0								

NBA PLAYOFF STATISTICS										REBOUNDS		REB		PF-D		ST		TO		BLK		TP		AVG	
YEAR	G	MIN	FGM-A	PCT	3FGM-A	PCT	FTM-A	PCT	OFF-DEF-TOT	AVG	AST	PF-D	ST	TO	BLK	TP	AVG								
2003-04 (HOU)	5-5	185	31-68	.456	0-0	---	13-17	.765	11-26-37	7.4	9	20-2	2	13	7	75	15.0								
2004-05 (HOU)	7-7	220	55-84	.655	0-0	---	40-55	.727	23-31-54	7.7	5	31-1	2	19	19	150	21.4								
2006-07 (HOU)	7-7	260	55-125	.440	0-0	---	66-75	.880	23-49-72	10.3	6	27-0	1	33	5	176	25.1								
2008-09 (HOU)	9-9	323	54-99	.545	0-0	---	46-51	.902	19-79-98	10.9	9	27-0	4	17	11	154	17.1								
TOTALS	28-28	988	195-376	.519	0-0	---	165-198	.833	76-185-261	9.3	29	105-3	9	82	42	555	19.8								

**Hometown:** Alba, Texas

**High School:** Alba

**College:** Baylor '60

- Assistant Coach with Rockets under four Head Coaches (1980-96)
- Named Executive Vice President of Basketball/General Manager on July 26, 1996
- Only person on coaching staffs of all four Rockets teams to advance to NBA Finals
- Inducted into the Paris Junior College Hall of Fame in 1991
- Enshrined in the Baylor University Hall of Fame in 1998
- Entered the Texas Association of Basketball Coaches Hall of Fame in 2001
- Inducted into the Texas Sports Hall of Fame in 2003
- Retired as General Manager after the 2006-07 season
- Honored with "Carroll Dawson Tribute Night" on April 16, 2007



Affectionately known as "CD," Carroll Dawson was honored by Houston Rockets Owner Leslie Alexander with "Carroll Dawson Tribute Night" on April 16, 2007, where a banner bearing his name was hung from the rafters of Toyota Center in honor of Dawson's 27 seasons with the Rockets organization as General Manager and as an assistant coach.

Dawson completed his 11<sup>th</sup> and final campaign as General Manager of the franchise in 2006-07. Prior to moving into the front office on July 26, 1996, Dawson worked as an assistant coach under four Rockets head coaches, aiding Del Harris from 1980-83, Bill Fitch from 1983-88, Don Chaney from 1988-92 and Rudy Tomjanovich from 1992-96.

Recognized as one of the top executives in the NBA, Dawson finished second in voting for *The Sporting News* NBA Executive of the Year in 2006-07. As General Manager, Dawson showed the ability to both bolster a playoff contender with veterans and acquire emerging talent as part of a youth movement. In his first few years, he made trades for Charles Barkley and Scottie Pippen to give a team led by Hakeem Olajuwon even more experience. Dawson then helped the Rockets acquire several young talents in the following years, including Cuttino Mobley, Steve Francis and Yao Ming.

In the summer of 2005, Dawson worked with Alexander to sign Yao to a maximum-value contract extension. In the summer of 2004, Dawson changed the face of the franchise by obtaining one of the NBA's top players in Tracy McGrady. The two-time scoring champion was acquired from Orlando in a seven-player deal that included Francis and Mobley.

Dawson holds the distinction of being the only person on the coaching staffs of all four Rockets teams that advanced to the NBA Finals, as Houston played for a championship in 1981, 1986, 1994 and 1995. He will always be known throughout the NBA for his work with frontcourt players and was credited with teaching Olajuwon his famous jump hook. Dawson coached many NBA All-Stars during his years in Houston, including Elvin Hayes, Moses Malone, Ralph Sampson and Tomjanovich.

Dawson's knowledge of the game was not limited to the NBA. Prior to the inaugural 1997 WNBA season, Dawson was commissioned by Alexander to help assemble the first Houston Comets team. He guided the efforts to bring Sheryl Swoopes and Cynthia Cooper to Houston, and then drafted Janeth Arcain in the WNBA Elite Draft. Dawson was also instrumental in the selection of Tina Thompson with the first pick of the Inaugural WNBA Draft. Finally, he worked with Alexander to hire Naismith Hall of Famer and WNBA All-Decade Coach Van Chancellor. Dawson served as Chancellor's top advisor as the Comets Executive Vice President of Basketball from 1997-2006 and helped craft the four-time WNBA Champions (1997-2000).


A native Texan, Dawson hails from Alba, a town with a population of 200 that sits about 75 miles east of Dallas. As a 6-foot-5 high school center, he led Alba High School to a 44-3 record as a senior. He then went on to win Junior College All-America honors at Paris Junior College (Texas) under Head Coach Boyd Converse. After two seasons at Paris, Dawson moved on to Baylor University, where he led Bill Henderson's Baylor Bears in scoring and rebounding in each of his two seasons. In 1960, he averaged 16.4 points as a senior to earn All-Southwest Conference honors.

In 1963, he returned to Baylor as an assistant to Head Coach Bill Menefee. He later succeeded Menefee as head coach in 1973, remaining in that position for more than three seasons. After spending two years as a scout for the Dallas Cowboys at the call of executive Gil Brandt, Dawson started a career as a salesman for Converse Shoe Company.

Dawson has been honored with induction into the Paris Junior College Hall of Fame in 1991, the Baylor University Hall of Fame in 1998, the Texas Association of Basketball Coaches Hall of Fame in 2001, and the Texas Sports Hall of Fame in 2003. He was also named Mr. Sportsman 2005 by Interfaith Charities in Houston. In 2010, Dawson was honored as a Baylor Basketball Legend by the 'B' Association. In addition, he was named the President of the Texas Sports Hall of Fame.



# Naismith Basketball Hall of Fame



**Charles Barkley**

## Charles Barkley

Inducted into the Hall of Fame on Sept. 8, 2006 ... played with the Philadelphia 76ers, the Phoenix Suns and the Houston Rockets (1996-2000) over his 16-year NBA career ... named the NBA's Most Valuable Player for the 1992-93 season ... 11-time NBA All-Star ... earned All-NBA First Team on five occasions and All-NBA Second Team five times ... member of the NBA's 50<sup>th</sup> Anniversary Team.

## Rick Barry

Inducted into the Hall of Fame in 1987 ... ranks third in NBA history in free throw percentage (.900) ... played for Houston two seasons (1978-80) after eight seasons with Golden State and four in the ABA with Oakland, Washington and New York.

## Clyde Drexler

Inducted into the Hall of Fame on Sept. 10, 2004 (see pages 142-143 for further details).

## Bill Fitch

Inducted into the Hall of Fame on Sept. 6, 2019... head coach of the Rockets from 1983-84 through 1987-88, collecting 216 of his 944 career wins... led Boston to the championship in 1980-81... two-time NBA Coach of the Year winner.

## Alex Hannum

Inducted into the Hall of Fame on Oct. 3, 1998 ... won a combined 649 games as a coach in the NBA and ABA ... was the 1964 NBA Coach of the Year (San Francisco) and the 1969 ABA Coach of the Year (Oakland) ... won two NBA championships (with St. Louis in 1957-58 and with Philadelphia in 1966-67) ... was head coach of the Rockets over the course of two seasons (1969-71).

## Elvin Hayes

Inducted into the Hall of Fame on May 15, 1990 ... was the No. 1 pick in the 1968 NBA Draft by the San Diego Rockets and spent his first four seasons with the franchise, including the team's first in Houston (1971-72) ... finished his career with the Rockets (1981-84) after spending nine seasons with Washington ... was the first to play 50,000 minutes in the NBA ... is the league's ninth all-time leading scorer (27,313 points) and fourth all-time leading rebounder (16,279).

## Moses Malone

Inducted into the Hall of Fame on Oct. 5, 2001 (see pages 144-145 for further details).

## Tracy McGrady

Inducted into the Hall of Fame on Sept. 8, 2017... "T-Mac" spent 16 seasons in the NBA from 1997-98 through 2012-13, including five and a half seasons with Houston... as a Rocket, averaged 22.7 points, 5.6 rebounds, 5.5 assists and 1.31 steals... for his career, was a seven-time All-Star and was named All-NBA First Team twice, Second Team three times, and Third Team twice.

## Calvin Murphy

Inducted into the Hall of Fame on May 10, 1993 (see pages 146-147 for further details).

## Dikembe Mutombo

Inducted into the Hall of Fame on Sept. 11, 2015... "Deke" played 18 NBA seasons, including his final five as a Rocket... was an eight-time All-Star and four-time NBA Defensive Player of the Year... finished his career with the second-most blocks in NBA history (3,289).

## Hakeem Olajuwon

Inducted into the Hall of Fame on Sept. 5, 2008 (see pages 148-149 for further details).

## Scottie Pippen

Inducted into the Hall of Fame on Aug. 13, 2010 ... played with the Chicago Bulls, the Houston Rockets (1998-99) and the Portland Trail Blazers over his 17-year NBA career ... seven-time NBA All-Star won six NBA championships with the Bulls ... selected one of the 50 Greatest Players in NBA history ... named NBA All-Defensive First Team eight times.




**Moses Malone**




**Tracy McGrady**



**Calvin Murphy**



**Dikembe Mutombo**




**Hakeem Olajuwon**



**Scottie Pippen**



**Rick Barry**




**Clyde Drexler**



**Bill Fitch**




**Alex Hannum**



**Elvin Hayes**

# Naismith Basketball Hall of Fame



**Ralph Sampson**

## Ralph Sampson

Inducted into the Hall of Fame on Sept. 7, 2012 ... played with the Houston Rockets (1983-88), the Golden State Warriors, the Sacramento Kings and the Washington Bullets ... selected by Houston with the first pick of the 1983 NBA Draft and won NBA Rookie of the Year ... help lead the Rockets to the 1986 NBA Finals ... four-time NBA All-Star, earning MVP of the 1985 NBA All-Star Game ... was a three-time National College Player of the Year at Virginia.



**Yao Ming**

## Fred "Tex" Winter

Inducted into the Hall of Fame on Aug. 12, 2011 ... was the Rockets first head coach after the team relocated to Houston (1971-73) ... architect of the famed triangle offense, or triple post, which produced nine NBA championships during his tenures with the Chicago Bulls and L.A. Lakers.



**Tex Winter**

## Yao Ming

Inducted into the Hall of Fame on Sept. 9, 2016 (see pages 152-153 for further details).

## Rockets NBA Honors

### NBA MVP

1979	Moses Malone
1982	Moses Malone
1994	Hakeem Olajuwon
2018	James Harden

### Finals MVP

1994	Hakeem Olajuwon
1995	Hakeem Olajuwon

### All-Star Game MVP

1985	Ralph Sampson
------	---------------

### Coach of the Year

1977	Tom Nissalke
1991	Don Chaney
2017	Mike D'Antoni

### Sixth Man of the Year

2017	Eric Gordon
------	-------------

### Rookie of the Year

1984	Ralph Sampson
2000 (tie)	Steve Francis

### Defensive Player of the Year

1993	Hakeem Olajuwon
1994	Hakeem Olajuwon

### Most Improved Player

2010	Aaron Brooks
------	--------------

### Executive of the Year

1977	Ray Patterson
2018	Daryl Morey

### J. Walter Kennedy Citizenship

1979	Calvin Murphy
2009	Dikembe Mutombo

### All-NBA

#### First Team

1979	Moses Malone
1982	Moses Malone
1987	Hakeem Olajuwon
1988	Hakeem Olajuwon
1989	Hakeem Olajuwon
1993	Hakeem Olajuwon
1994	Hakeem Olajuwon
1997	Hakeem Olajuwon

2014	James Harden
2015	James Harden
2017	James Harden
2018	James Harden
2019	James Harden

#### Second Team

1980	Moses Malone
1981	Moses Malone
1984	Ralph Sampson
1985	Ralph Sampson
1986	Hakeem Olajuwon
1990	Hakeem Olajuwon
1996	Hakeem Olajuwon
2007	Tracy McGrady
2007	Yao Ming
2009	Yao Ming
2014	Dwight Howard

#### Third Team

1991	Hakeem Olajuwon
1995	Hakeem Olajuwon
1995	Clyde Drexler
1999	Hakeem Olajuwon
2004	Yao Ming
2005	Tracy McGrady
2006	Yao Ming
2008	Tracy McGrady
2008	Yao Ming
2013	James Harden

### All-Defense

#### First Team

1987	Hakeem Olajuwon
1988	Hakeem Olajuwon
1988	Rodney McCray
1990	Hakeem Olajuwon
1993	Hakeem Olajuwon
1994	Hakeem Olajuwon
1999	Scottie Pippen

#### Second Team

1979	Moses Malone
1985	Hakeem Olajuwon
1987	Rodney McCray
1991	Hakeem Olajuwon
1996	Hakeem Olajuwon
1997	Hakeem Olajuwon
2008	Shane Battier
2009	Ron Artest
2009	Shane Battier
2014	Patrick Beverley

# Rockets NBA Honors

## All-Rookie

### First Team

1969	Elvin Hayes
1971	Calvin Murphy
1976	Joe C. Meriweather
1977	John Lucas
1984	Ralph Sampson
1985	Hakeem Olajuwon
2000	Steve Francis
2003	Yao Ming
2008	Luis Scola

### Second Team

1984	Rodney McCray
1993	Robert Horry
1997	Matt Maloney
1999	Michael Dickerson
1999	Cuttino Mobley
2002	Eddie Griffin
2006	Luther Head
2008	Carl Landry
2012	Chandler Parsons

## Player of the Week

Feb. 10, 1980	Rick Barry
Dec. 7, 1980	Mike Dunleavy
Mar. 15, 1981	Moses Malone
Mar. 29, 1981	Robert Reid
Feb. 8, 1982	Moses Malone
Mar. 29, 1982	Moses Malone
Nov. 14, 1988	Hakeem Olajuwon
Feb. 20, 1989	Hakeem Olajuwon
Mar. 5, 1990	Hakeem Olajuwon
Feb. 4, 1991	Otis Thorpe
Mar. 18, 1991	Kenny Smith
Jan. 17, 1993	Hakeem Olajuwon
Feb. 28, 1993	Hakeem Olajuwon
Apr. 11, 1993	Hakeem Olajuwon
Nov. 15, 1993	Hakeem Olajuwon
Mar. 21, 1994	Hakeem Olajuwon
Jan. 1, 1995	Hakeem Olajuwon
Feb. 5, 1995	Hakeem Olajuwon
Apr. 9, 1995	Clyde Drexler
Mar. 4, 1996	Hakeem Olajuwon
Nov. 10, 1996	Hakeem Olajuwon
Nov. 25, 1996	Charles Barkley
Jan. 24, 2000	Steve Francis
Jan. 16, 2001	Steve Francis
Mar. 19, 2001	Cuttino Mobley
Jan. 21, 2003	Steve Francis
Mar. 17, 2003	Steve Francis
Mar. 7, 2004	Yao Ming
Jan. 16, 2005	Tracy McGrady
Feb. 6, 2005	Tracy McGrady
Mar. 13, 2005	Tracy McGrady
Apr. 17, 2005	Tracy McGrady
Feb. 26, 2006	Yao Ming
Apr. 2, 2006	Yao Ming
Nov. 12, 2006	Yao Ming
Apr. 1, 2007	Yao Ming
Apr. 15, 2007	Tracy McGrady
Nov. 4, 2007	Tracy McGrady
Nov. 11, 2007	Yao Ming
Mar. 9, 2008	Tracy McGrady
Feb. 27, 2011	Kevin Martin
Mar. 20, 2011	Kyle Lowry
Apr. 8, 2012	Goran Dragic
Nov. 4, 2012	James Harden
Jan. 6, 2013	James Harden
Mar. 24, 2013	James Harden
Mar. 2, 2014	James Harden
Mar. 9, 2014	James Harden
Dec. 15, 2015	James Harden
Dec. 29, 2014	James Harden
Apr. 6, 2015	James Harden

Nov. 9, 2015	James Harden
Nov. 14, 2016	James Harden
Dec. 19, 2016	James Harden
Jan. 2, 2017	James Harden
Mar. 27, 2017	James Harden
Oct. 22, 2017	James Harden
Nov. 5, 2017	James Harden
Dec. 3, 2017	James Harden
Dec. 17, 2017	Chris Paul
Feb. 4, 2018	James Harden
Feb. 8, 2018	James Harden
Dec. 16, 2018	James Harden
Dec. 24, 2018	James Harden
Jan. 20, 2019	James Harden
Mar. 24, 2019	James Harden

## Player of the Month

Nov. 1979	Moses Malone
Feb. 1981	Calvin Murphy
Feb. 1982	Moses Malone
Nov. 1985	Hakeem Olajuwon
Apr. 1990	Hakeem Olajuwon
Jan. 1993	Hakeem Olajuwon
Apr. 1993	Hakeem Olajuwon
Nov. 1993	Hakeem Olajuwon
Feb. 1995	Hakeem Olajuwon
Nov. 2006	Yao Ming
Jan. 2008	Yao Ming
Dec. 2014	James Harden
Jan. 2015	James Harden
Apr. 2016	James Harden
Dec. 2016	James Harden
Oct./Nov. 2017	James Harden
Dec. 2018	James Harden
Jan. 2019	James Harden
Mar/Apr. 2019	James Harden

## Coach of the Month

Jan. 1987	Bill Fitch
Feb. 1991	Don Chaney
Mar. 1991	Don Chaney
Apr. 1993	Rudy Tomjanovich
Nov. 1993	Rudy Tomjanovich
Nov. 1996	Rudy Tomjanovich
Feb. 2008	Rick Adelman
Mar. 2009	Rick Adelman
Feb. 2014	Kevin McHale
Dec. 2016	Mike D'Antoni
Oct./Nov. 2017	Mike D'Antoni
Feb. 2018	Mike D'Antoni
Dec. 2018	Mike D'Antoni

## Rookie of the Month

Nov. 1983	Ralph Sampson
Dec. 1983	Ralph Sampson
Jan. 1984	Ralph Sampson
Feb. 1984	Ralph Sampson
Mar. 1984	Ralph Sampson
Apr. 1984	Ralph Sampson
Dec. 1984	Hakeem Olajuwon
Feb. 1985	Hakeem Olajuwon
Mar. 1985 (tie)	Hakeem Olajuwon
Dec. 1999	Steve Francis
Mar. 2000	Steve Francis
Apr. 2000 (tie)	Steve Francis
Dec. 2002	Yao Ming
Feb. 2003	Yao Ming
Feb. 2008	Luis Scola

# Rockets in All-Star Games

## Charles Barkley

Year	Site	MP	FGM-A	FTM-A	REB	AST	BL	ST	TP
Feb. 9, 1997	Cleveland								
*Injured, Did Not Play									
<b>One Selection (One as Starter)</b>									

## Clyde Drexler

Year	Site	MP	FGM-A	FTM-A	REB	AST	BL	ST	TP
Feb. 12, 1996	San Antonio	*19	5-8	0-0	2	3	0	3	11
Feb. 9, 1997	Cleveland								
Injured, Did Not Play									
<b>Two Selections (One as Starter)</b>									

## Steve Francis

Year	Site	MP	FGM-A	FTM-A	REB	AST	BL	ST	TP
Feb. 10, 2002	Philadelphia	*18	1-8	1-2	2	3	0	2	3
Feb. 9, 2003	Atlanta	*32	9-12	0-0	2	9	0	0	20
Feb. 15, 2004	Los Angeles	*23	6-9	0-0	4	4	0	0	13
<b>Three Selections (Three as Starter)</b>									
		<b>73</b>	<b>16-29</b>	<b>1-2</b>	<b>8</b>	<b>16</b>	<b>0</b>	<b>2</b>	<b>36</b>

## James Harden

Year	Site	MP	FGM-A	FTM-A	REB	AST	BL	ST	TP
Feb. 17, 2013	Houston	26	6-13	0-0	6	3	0	0	15
Feb. 16, 2014	New Orleans	*24	3-7	0-0	1	5	0	1	8
Feb. 15, 2015	New York	*27	11-16	0-0	8	8	0	2	29
Feb. 14, 2016	Toronto	21	8-14	0-0	4	3	0	0	23
Feb. 19, 2017	New Orleans	*30	4-9	0-0	7	12	0	0	12
Feb. 18, 2018	Los Angeles	*27	5-19	0-0	7	8	1	1	12
Feb. 17, 2019	Charlotte	*26	4-13	0-0	4	3	0	1	12
<b>Seven Selections (Five as Starter)</b>									
		<b>181</b>	<b>41-91</b>	<b>0-0</b>	<b>37</b>	<b>42</b>	<b>1</b>	<b>5</b>	<b>111</b>

## Elvin Hayes

Year	Site	MP	FGM-A	FTM-A	REB	AST	BL	ST	TP
Jan. 14, 1969	Baltimore	*21	4-9	3-3	5	0	-	-	11
Jan. 20, 1970	Philadelphia	*35	9-21	6-12	15	1	-	-	24
Jan. 12, 1971	San Diego	19	4-13	2-3	4	2	-	-	10
Jan. 18, 1972	Los Angeles	11	1-6	2-2	2	0	-	-	4
<b>Four Selections (Two as Starter)</b>									
		<b>86</b>	<b>18-49</b>	<b>13-20</b>	<b>26</b>	<b>3</b>	-	-	<b>49</b>

## Dwight Howard

Year	Site	MP	FGM-A	FTM-A	REB	AST	BL	ST	TP
Feb. 16, 2014	New Orleans	13	4-6	0-0	11	3	0	0	8
<b>One Selection</b>									

## Don Kojis

Year	Site	MP	FGM-A	FTM-A	REB	AST	BL	ST	TP
Jan. 23, 1968	New York	10	2-5	0-0	2	1	-	-	4
Jan. 14, 1969	Baltimore	*16	2-7	4-5	5	3	-	-	8
<b>Two Selections (One as Starter)</b>									
		<b>26</b>	<b>4-12</b>	<b>4-5</b>	<b>7</b>	<b>4</b>	-	-	<b>2</b>

## Moses Malone

Year	Site	MP	FGM-A	FTM-A	REB	AST	BL	ST	TP
Feb. 5, 1978	Atlanta	14	1-1	2-4	4	1	0	1	4 (East)
Feb. 4, 1979	Pontiac	*17	2-2	4-5	7	1	0	1	8 (East)
Feb. 4, 1980	Landover, MD	*31	7-12	6-12	12	2	2	1	20 (East)
Feb. 1, 1981	Cleveland	22	3-8	2-4	6	3	0	1	8
Jan. 31, 1982	E. Rutherford	20	5-11	2-6	11	0	1	1	12
<b>Five Selections (Two as Starter)</b>									
		<b>104</b>	<b>18-34</b>	<b>16-31</b>	<b>40</b>	<b>7</b>	<b>3</b>	<b>5</b>	<b>52</b>

## Jack Marin

Year	Site	MP	FGM-A	FTM-A	REB	AST	BL	ST	TP
Jan. 23, 1973	Chicago	11	2-6	0-0	4	1	-	-	4 (East)
<b>One Selection</b>									

## Tracy McGrady

Year	Site	MP	FGM-A	FTM-A	REB	AST	BL	ST	TP
Feb. 20, 2005	Denver	*24	4-13	0-0	5	5	2	3	8
Feb. 19, 2006	Houston	*27	15-26	2-7	0	2	0	1	36
Feb. 18, 2007	Las Vegas	*18	3-8	0-0	3	11	0	2	8
<b>Three Selections (Three as Starter)</b>									
		<b>69</b>	<b>22-47</b>	<b>2-7</b>	<b>8</b>	<b>18</b>	<b>2</b>	<b>6</b>	<b>52</b>

# Rockets in All-Star Games

## Calvin Murphy

Year	Site	MP	FGM-A	FTM-A	REB	AST	BL	ST	TP
Feb. 4, 1979	Pontiac	15	3-5	0-0	1	5	0	2	6
<b>One Selection</b>									

## Hakeem Olajuwon

Year	Site	MP	FGM-A	FTM-A	REB	AST	BL	ST	TP
Feb. 10, 1985	Indianapolis	15	2-2	2-6	5	1	2	0	6
Feb. 9, 1986	Dallas	15	1-8	1-2	5	0	2	1	3
Feb. 8, 1987	Seattle	*26	2-6	6-8	13	2	3	0	10
Feb. 7, 1988	Chicago	*28	8-13	5-7	9	2	2	2	21
Feb. 12, 1989	Astrodome	*25	5-12	2-3	7	3	2	3	12
Feb. 11, 1990	Miami	*31	2-14	4-10	16	2	1	1	8
Feb. 9, 1992	Orlando	20	3-6	1-2	4	2	1	2	7
Feb. 21, 1993	Salt Lake City	21	1-5	1-3	7	1	2	2	3
Feb. 13, 1994	Minneapolis	*30	8-15	3-6	11	2	5	2	19
Feb. 12, 1995	Phoenix	*25	6-13	0-2	11	1	2	2	13
Feb. 10, 1996	San Antonio	*14	2-8	0-0	3	0	0	0	4
Feb. 9, 1997	Cleveland	*20	5-8	1-2	3	1	1	0	11
<b>12 Selections (Eight as Starter)</b>		<b>270</b>	<b>45-110</b>	<b>26-51</b>	<b>94</b>	<b>17</b>	<b>23</b>	<b>15</b>	<b>117</b>

## Ralph Sampson

Year	Site	MP	FGM-A	FTM-A	REB	AST	BL	ST	TP
Jan. 29, 1984	Denver	16	4-7	1-2	5	0	0	0	9
Feb. 10, 1985	Indianapolis	*29	10-15	4-6	10	1	1	0	24
Feb. 9, 1986	Dallas	*21	7-11	2-2	4	1	0	0	16
Feb. 8, 1987	Seattle	*Injured, Did Not Play							
<b>Four Selections (Three as Starter)</b>		<b>66</b>	<b>21-33</b>	<b>7-10</b>	<b>19</b>	<b>2</b>	<b>1</b>	<b>0</b>	<b>49</b>

## Otis Thorpe

Year	Site	MP	FGM-A	FTM-A	REB	AST	BL	ST	TP
Feb. 9, 1992	Orlando	4	1-1	0-0	0	0	0	0	2
<b>One Selection</b>									

## Rudy Tomjanovich

Year	Site	MP	FGM-A	FTM-A	REB	AST	BL	ST	TP
Jan. 15, 1974	Seattle	17	2-5	0-0	5	0	0	0	4
Jan. 14, 1975	Phoenix	14	0-3	0-0	3	0	0	0	0
Feb. 3, 1976	Philadelphia	12	1-2	0-0	3	0	0	0	2
Feb. 13, 1977	Milwaukee	22	3-9	0-0	10	1	1	1	6
Feb. 4, 1979	Pontiac	*24	6-13	0-0	6	1	0	0	12
<b>Five Selections (One as Starter)</b>		<b>89</b>	<b>12-32</b>	<b>0-0</b>	<b>27</b>	<b>2</b>	<b>1</b>	<b>1</b>	<b>24</b>

## Yao Ming

Year	Site	MP	FGM-A	FTM-A	REB	AST	BL	ST	TP
Feb. 9, 2003	Atlanta	*17	1-1	0-0	2	0	0	0	2
Feb. 15, 2004	Los Angeles	*18	8-14	0-0	4	1	0	0	16
Feb. 20, 2005	Denver	*22	5-9	1-2	8	5	1	0	11
Feb. 19, 2006	Houston	*19	2-5	1-2	2	1	0	1	5
Feb. 18, 2007	Las Vegas	*Injured, Did Not Play							
Feb. 17, 2008	New Orleans	*13	2-5	2-2	5	1	0	0	6
Feb. 15, 2009	Phoenix	*12	1-4	0-0	3	0	1	0	2
Feb. 20, 2011	Los Angeles	*Injured, Did Not Play							
<b>Eight Selections (Eight as Starter)</b>		<b>101</b>	<b>19-38</b>	<b>4-6</b>	<b>24</b>	<b>8</b>	<b>2</b>	<b>1</b>	<b>42</b>

In 14 different years, two or more Rockets were selected - 1969: Kojis, Hayes; 1979: Malone, Murphy, Tomjanovich; 1985: Olajuwon, Sampson; 1986: Olajuwon, Sampson; 1987: Olajuwon, Sampson; 1992: Olajuwon, Thorpe; 1996: Drexler, Olajuwon; 1997: Barkley, Drexler, Olajuwon; 2003: Francis, Yao; 2004: Francis, Yao; 2005: McGrady, Yao; 2006: McGrady, Yao; 2007: McGrady, Yao; 2014: Harden, Howard. In 1969, 1979, 1987, 1996, 1997, 2003, 2004, 2005, 2006 and 2007, two Rockets were voted starters.

# Rockets on U.S. Teams

## Olympics

1996 Charles Barkley, Hakeem Olajuwon  
2000 Head Coach Rudy Tomjanovich  
2012 James Harden

## World Championships

1998 Head Coach Rudy Tomjanovich,  
2006 Shane Battier  
2014 James Harden

## Rockets All-Decade Teams

### 1970s

**Forward** Elvin Hayes  
**Forward** Rudy Tomjanovich  
**Center** Moses Malone  
**Guard** Mike Newlin  
**Guard** Calvin Murphy

### 1980s

**Forward** Robert Reid  
**Forward** Ralph Sampson  
**Center** Hakeem Olajuwon  
**Guard** Rodney McCray  
**Guard** John Lucas Jr.

### 1990s

**Forward** Mario Elie  
**Forward** Robert Horry  
**Center** Hakeem Olajuwon  
**Guard** Clyde Drexler  
**Guard** Kenny Smith

### 2000s

**Forward** Shane Battier  
**Forward** Luis Scola  
**Center** Yao Ming  
**Guard** Tracy McGrady  
**Guard** Steve Francis



# Dates & Deals

(Names in parentheses indicate players drafted)

- 1967**
- Jan. 11 San Diego Rockets admitted as 12<sup>th</sup> NBA member.
- Mar. 29 **Jack McMahon** named general manager and head coach.
- May 1 In the 1967 expansion draft, the Rockets selected **John Barnhill** and **Johnny Green** (Baltimore), **Jim Barnett** and **Toby Kimball** (Boston), **Don Kojis** (Chicago), **Jon McGlocklin** and **Jim Ware** (Cincinnati), **Henry Finkel** and **John Block** (Los Angeles) and **Dave Gambee** (Philadelphia).
- 1968**
- Jan. 11 Traded **Johnny Green** to Philadelphia for cash and 1968 4<sup>th</sup> round pick (**Darryl Jones**).
- May 6 In the 1968 expansion draft, the Milwaukee Bucks selected **Jon McGlocklin** and **Dave Gambee** from the Rockets and the Phoenix Suns took **John Barnhill**.
- June 18 **Pete Newell** named general manager.
- 1969**
- Aug. 22 Traded **Henry Finkel** to Boston for cash.
- Dec. 10 **Alex Hannum** named head coach.
- 1970**
- Apr. 15 Traded **Don Kojis** to Seattle for cash.
- May 11 In the 1970 expansion draft, the Portland Trail Blazers selected **Rick Adelman** and **Pat Riley** from the Rockets and the Cleveland Cavaliers took **Bobby Smith**.
- May 11 Traded **Jim Barnett** to Portland for **Larry Siegfried**.
- Sept. 10 Traded **Art Williams** to Boston for 1971 5<sup>th</sup> round pick (**Greg Nelson**).
- Dec. 9 Traded cash and 1971 3<sup>rd</sup> round pick (**Jackie Ridgley**) to Cleveland for **John Egan**.
- 1971**
- May 14 **Tex Winter** named head coach.
- June 9 Traded 1973 2<sup>nd</sup> round pick (**Kevin Stacom**) to Chicago for **Dick Gibbs**.
- June 23 Rockets move from San Diego to Houston.
- July 30 Traded **Toby Kimball** to Milwaukee for cash.
- Sept. 12 Traded **John Block** to Milwaukee for **Dick Cunningham**.
- Nov. 9 Traded **Don Adams** and **Larry Siegfried** to Atlanta for **Jim Davis** and **John Vallely**.
- Dec. 9 Traded **Curtis Perry** and 1972 1<sup>st</sup> round pick (**Russell Lee**) to Milwaukee for **Greg Smith** and 1973 3<sup>rd</sup> round pick (**E.C. Coleman**).
- Dec. 10 Traded **Jim Davis** to Detroit for 1972 1<sup>st</sup> round pick (**Bob Nash**).
- 1972**
- Apr. 8 Traded 1972 1<sup>st</sup> round pick (**Bob Nash**) to Phoenix for **Otto Moore**.
- May 1 **Ray Patterson** named President and General Manager.
- June 23 Traded **Elvin Hayes** to Baltimore for **Jack Marin**.
- Aug. 1 Traded **Stu Lantz** to Detroit for **Jimmy Walker**.
- Sept. 18 Traded cash to Seattle for **Zaid Abdul Aziz**.
- Sept. 19 Traded **Dick Cunningham** to Milwaukee for cash. Sent **John Gianelli** to New York for cash.
- Sept. 22 Traded cash and 1973 3<sup>rd</sup> round pick (**James Lister**) to Cleveland for **Steve Hawes**.
- Oct. 27 Traded **Greg Smith** to Portland for **Stan McKenzie**.
- Nov. 2 Traded **Dick Gibbs** to Kansas City for cash.
- 1973**
- Jan. 21 **John Egan** named head coach.
- Oct. 29 Traded **Jimmy Walker** to Kansas City for **Matt Guokas**.
- Nov. 11 Traded **Otto Moore** to Kansas City for **Ron Riley**.
- Feb. 1 Traded **Matt Guokas** and **Jack Marin** to Buffalo for **Kevin Kunnert** and **Dave Wohl**.
- 1974**
- May 20 In the 1974 expansion draft, the New Orleans Jazz selected **E.C. Coleman** from the Rockets.
- 1975**
- Nov. 1 The Summit (Compaq Center) opens.
- Nov. 2 First Game in The Summit: Houston 104, Milwaukee 89; **Rudy Tomjanovich** scores 28 to lead the Rockets; 7,142 in attendance.
- Nov. 13 Traded **Steve Hawes** to Portland for **John Johnson**.
- 1976**
- Apr. 20 **Tom Nissalke** named head coach.
- June 7 Traded **Joe Meriweather** and **Gus Bailey** to Atlanta for **Dwight Jones** and exchange of 1<sup>st</sup> round picks (**Armond Hill**), giving Rockets top pick of 1976 NBA Draft (**John Lucas**).
- Oct. 25 Traded 1977 1<sup>st</sup> round pick (**Wesley Cox**) and 1978 1<sup>st</sup> round pick (**Michael Ray Richardson**) and cash to Buffalo for **Moses Malone**.
- 1977**
- Jan. 8 Traded **Dave Wohl** to New Jersey for cash and 1978 4<sup>th</sup> round pick (**Jackie Robinson**).
- June 9 Traded **John Johnson** to Boston for 1977 2<sup>nd</sup> round pick (**Larry Moffett**) and 1978 2<sup>nd</sup> round pick (**Buster Mathoney**).
- Aug. 10 Traded **Tom Owens** to Portland for **Robin Jones**.
- Oct. 18 **John Johnson** returned by Commissioner Lawrence F. O'Brien with Rockets retaining Boston's 1977 and 1978 2<sup>nd</sup> round picks.
- Oct. 22 Traded **John Johnson** to Seattle for 1979 2<sup>nd</sup> round pick (**Paul Mokeski**) and 1980 2<sup>nd</sup> round pick (**Billy Williams**).
- Dec. 9 **Rudy Tomjanovich** suffers facial fracture at Los Angeles.
- Dec. 16 Traded 1978 2<sup>nd</sup> round pick (**Rick Wilson**) and 1979 2<sup>nd</sup> round pick (**Larry Wilson**) to Atlanta for **Ron Behagen**.
- Dec. 22 Traded **Ron Behagen** to Indiana for **Alonzo Bradley**.
- 1978**
- June 9 **Kevin Kunnert** signed as free agent by Boston; Houston receives cash and 1981 2<sup>nd</sup> round pick (**Ed Turner**).
- June 17 Signed free agent **Rick Barry** from Golden State.
- July 26 Traded **C.J. Kupec** to Milwaukee for 1979 4<sup>th</sup> round (**Sammy Drummer**).
- Sept. 5 **John Lucas** and \$100,000 compensation to Golden State for **Rick Barry**.
- Sept. 21 Traded 1981 1<sup>st</sup> round pick (**Danny Schayes**) to New Orleans for **Slick Watts**.
- 1979**
- May 25 Rockets purchased by partnership headed by **George J. Maloof**.
- June 7 **Del Harris** named head coach.
- July 16 Signed free agent **Tom Henderson** from

# Dates & Deals

Washington; teams agree on 1980 1<sup>st</sup> round pick as compensation.  
**Oct. 12** Traded **Mike Newlin** to New Jersey for cash and 1980 2<sup>nd</sup> round pick (**John Stroud**).

## 1980

**Jan. 17** Traded **John Shumate**, 1980 3<sup>rd</sup> round pick (**Lavon Mercer**) and cash to San Antonio for **Billy Paultz**.  
**May 28** In the 1980 expansion draft, the Dallas Mavericks selected **Alonzo Bradley** from the Rockets.  
**June 10** Traded 1982 2<sup>nd</sup> round pick (**Wayne Sappleton**) to Chicago for **Calvin Garrett**.  
**Sept. 12** **Rick Barry** retires after 14 pro seasons.  
**Oct. 7** Traded **Paul Mokeski** to Detroit for 1982 2<sup>nd</sup> round pick (**Richard Anderson**).  
**Nov. 29** **George J. Maloof**, 57, died in Albuquerque, NM.  
**Dec. 23** **Gavin P. Maloof**, 24, becomes president of the Rockets.

## 1981

**June 9** Traded 1981 2<sup>nd</sup> round pick (**Charles Davis**) and 1983 2<sup>nd</sup> round pick (**Sidney Lowe**) to Washington for **Elvin Hayes**.  
**Oct. 2** **Rudy Tomjanovich** retires after 11 seasons with Rockets.

## 1982

**Jan. 28** **Rudy Tomjanovich's** #45 is retired by the Rockets organization.  
**June 15** **Charlie Thomas** purchases the Rockets.  
**June 28** Traded 1982 2<sup>nd</sup> round pick (**Jeff Taylor**) to San Diego for **Joe Bryant**.  
**Aug. 25** NBA approves sale of Rockets to **Charlie Thomas**.  
**Sept. 15** Traded **Moses Malone** to Philadelphia for **Caldwell Jones** and Cleveland's 1983 1<sup>st</sup> round pick (**Rodney McCray**).  
**Oct. 1** **Robert Reid** retires after five seasons with Rockets.  
**Oct. 5** Traded 1984 2<sup>nd</sup> round pick (**Cory Blackwell**) to Seattle for **Wally Walker**.  
**Oct. 16** Traded free agent **Mike Dunleavy's** rights to San Antonio for 1983 2<sup>nd</sup> round pick (**Horace Owens**).  
**Oct. 18** Traded free agent **Bill Willoughby's** rights to San Antonio for 1985 2<sup>nd</sup> round pick (**Yvon Joseph**).  
**Nov. 12** Traded 1983 and 1985 2<sup>nd</sup> round draft picks (acquired from San Antonio for rights to **Mike Dunleavy** and **Bill Willoughby**) to New Jersey for **James Bailey**.

## 1983

**Apr. 22** **Del Harris** resigns as head coach.  
**May 19** Rockets call heads to win coin flip for top draft pick.  
**June 1** **Bill Fitch** named head coach.  
**June 28** Rockets select **Ralph Sampson** first in college draft, **Rodney McCray** third.  
**Aug. 30** Signed free agent **Lewis Lloyd**; Golden State receives 1985 2<sup>nd</sup> round pick (**Bobby Lee Hurt**).  
**Sept. 30** Signed free agent **Phil Ford**; Milwaukee received 1984 6<sup>th</sup> round pick (**McKinley Singleton**) and cash.  
**Oct. 17** **Robert Reid** returns after one year absence.

## 1984

**Mar. 17** **Calvin Murphy's** #23 is retired by the Rockets organization.  
**May 23** Rockets win coin flip (Portland calls tails) for top draft pick (**Hakeem Olajuwon**).  
**Aug. 11** Traded **Caldwell Jones** to Chicago for **Mitchell Wiggins**, 1985 2<sup>nd</sup> round pick (**Tyrone Corbin**) and 3<sup>rd</sup> round pick (**Michael Payne**).  
**Aug. 16** **Gary Bradley** of Austin purchases 20 percent interest in team.  
**Aug. 29** Traded 1985 3<sup>rd</sup> round pick (**Kenny Perry**) to L.A. Clippers for **Hank McDowell**.  
**Oct. 4** Traded **James Bailey** and 1985 2<sup>nd</sup> round pick (**Yvon Joseph**) to San Antonio for **John Lucas** and 1985 3<sup>rd</sup> round pick (**Sam Mitchell**).

## 1985

**Aug. 2** Traded 1987 3<sup>rd</sup> round pick (**Sean Couch**) to Indiana for **Granville Waiters**.

## 1986

**Oct. 9** Sign free agent **Richard Anderson**; Denver received 1988 3<sup>rd</sup> round pick (**Dwight Boyd**).  
**Oct. 23** Traded **Granville Waiters** to Chicago for 1989 2<sup>nd</sup> round pick (**Chucky Brown**).  
**Dec. 8** Traded 1989 2<sup>nd</sup> round pick (**Chucky Brown**) to Cleveland for **Dirk Minniefield**.

## 1987

**Jan. 17** Traded 1987 1<sup>st</sup> round pick (**Joe Wolf**) and 1989 3<sup>rd</sup> round pick to L.A. Clippers for **Cedric Maxwell**.  
**Oct. 9** Traded 1988 2<sup>nd</sup> round pick (**Keith Smart**) to Golden State for **Lester Conner**.  
**Nov. 5** Traded **Dave Feitl**, non-lottery 1<sup>st</sup> round pick (**Dana Barros**, 1989) and cash to Golden State for **Purvis Short**; Gave up rights to match an offer sheet given to free agent guard **Dirk Minniefield**.  
**Dec. 12** Traded **Ralph Sampson** and **Steve Harris** to Golden State for **Joe Barry Carroll**, **Eric Floyd** and cash, which marked the first time that the first picks in an NBA draft had been traded for each other (Carroll 1980, Sampson 1983).

## 1988

**June 6** **Bill Fitch** relieved as head coach.  
**June 13** **Don Chaney** named head coach.  
**June 23** In the 1988 expansion draft, the Miami Heat selected **Andre Turner** from the Rockets.  
**July 15** Traded **Robert Reid** and 1990 2<sup>nd</sup> round pick (**Steve Scheffler**) to Charlotte for **Bernard Thompson**.  
**July 19** Signed **Mike Woodson**, the Rockets first free agent signee under new collective bargaining agreement.  
**Aug. 1** **John Killilea** hired as assistant coach/player personnel.  
**Oct. 7** Traded **Cedric Maxwell** to Washington for **Jim Grandholm**.  
**Oct. 11** Traded **Rodney McCray** and **Jim Petersen** to Sacramento for **Otis Thorpe**.  
**Nov. 2** Traded **Joe Barry Carroll** and **Lester Conner** to New Jersey for **Tim McCormick**, **Frank Johnson**, **Tony Brown** and **Lorenzo Romar**.

# Dates & Deals

- 1989**
- Feb. 3** **Calvin Murphy** hired as assistant coach/shooting and community relations.
- June 15** In the 1989 expansion draft, the Orlando Magic selected **Frank Johnson** from the Rockets.
- July 11** Signed **Larry Smith**.
- Aug. 2** Signed **Adrian Caldwell** and **Byron Dinkins**.
- Aug. 15** Traded cash to San Antonio for **Anthony Bowie**.
- Aug. 17** Signed **John Lucas**, marking the fourth time he had signed with Rockets.
- Sept. 11** **Steve Patterson** named General Manager. **Ray Patterson** retains title of President.
- Sept. 21** Signed **Lewis Lloyd**.
- Sept. 25** Signed **Mitchell Wiggins**.
- Sept. 26** Signed **Chuck Nevitt**.
- 1990**
- Feb. 21** Traded cash to San Antonio for **Vernon Maxwell**.
- Feb. 21** Traded **Derrick Chievous** to Cleveland for 1991 2<sup>nd</sup> round pick (**Zan Tabak**), 1992 2<sup>nd</sup> round pick (**Curtis Blair**), and 1993 2<sup>nd</sup> round pick from Boston via New Jersey (**Richard Petruska**).
- Feb. 27** Signed **Lewis Lloyd** to 10-day contract.
- Mar. 9** Signed **Lewis Lloyd** to a second 10-day contract.
- Mar. 20** Signed **Lewis Lloyd** for remainder of season.
- June 27** Traded **Alec Kessler** to Miami for rights to **Dave Jamerson** (No. 15, 1<sup>st</sup> Round) and **Carl Herrera** (No. 30, 2<sup>nd</sup> Round).  
Re-signed **Eric Floyd**.
- July 2** **Ray Patterson** retires as President.
- Aug. 29** **E.C. "Ed" Schmidt** named fourth president in franchise history.
- Sept. 1** Traded **Tim McCormick** and **John Lucas** to Atlanta for **Kenny Smith** and **Roy Marble**.
- Sept. 27** Signed **Dave Jamerson**.
- Oct. 11** Signed **Dave Jamerson**.
- 1991**
- May 23** **Don Chaney** named NBA Coach of the Year; signs multi-year contract.
- June 26** Traded **Keith Hughes** to Cleveland in exchange for a 1996 2<sup>nd</sup> round pick and cash.
- July 1** Tendered qualifying offers to restricted free agents **Kenny Smith**, **David Wood**, **Matt Bullard** and **Kennard Winchester**; did not make a qualifying offer to **Dave Feitl**.
- July 17** Assistant coaches **Carroll Dawson**, **Rudy Tomjanovich** and **John Killilea** signed to multi year extensions.
- Aug. 23** Waived **Adrian Caldwell** for purpose of allowing him to sign with Cantu of Italian A1 League; he had reached an agreement with the Rockets to be released from the final year of his two-year contract.
- Sept. 3** Signed **John Turner**.
- Oct. 2** Signed **Carl Herrera**.
- Oct. 11** Signed **Vernon Maxwell** to contract extension; also signed **Tree Rollins** and **Matt Bullard**.
- Oct. 23** Re-signed **Kenny Smith**.
- 1992**
- Feb. 18** **Don Chaney** relieved as head coach; **Rudy Tomjanovich** promoted to interim head coach.
- Feb. 23** **Bill Berry** hired as assistant coach.
- Mar. 23** Placed **Hakeem Olajuwon** on suspended list.
- Mar. 31** Activated **Hakeem Olajuwon** from suspended list.
- May 20** **Rudy Tomjanovich** named head coach; **Carroll Dawson** and **Bill Berry** retained as assistants.
- June 15** **Joe Ash** hired as scout and **Jim Boylen** hired as video coordinator.
- July 1** Tendered qualifying offers to restricted free agents **Matt Bullard**, **Carl Herrera**, **Avery Johnson** and **David Wood**; did not extend qualifying offer to **Buck Johnson**; **Tree Rollins**, **Larry Smith** and **Buck Johnson** each became an unrestricted free agent.
- July 2** Traded two future 2<sup>nd</sup> round picks (1993, 1996) to Orlando for **Greg Kite**.
- July 20** Signed **Robert Horry**.
- July 20** **July 20** July 2 trade between Houston and Orlando rescinded due to **Greg Kite's** failure to pass Rockets physical.
- Aug. 21** Waived **John Turner** for purpose of allowing him to sign with Spain's CAI Zaragoza.
- Sept. 25** Traded 1995 2<sup>nd</sup> round pick to Minnesota for **Scott Brooks**.
- Oct. 5** Traded **David Wood** to San Antonio for a 1995 2<sup>nd</sup> round pick.
- 1993**
- Mar. 15** **Hakeem Olajuwon** signed to a contract extension.
- June 30** Selected **Sam Cassell** with 24<sup>th</sup> pick, **Richard Petruska** with 46<sup>th</sup> pick and **Marcelo Nicola** with 50<sup>th</sup> pick in 1993 NBA Draft. Acquired draft rights to **Eric Riley** from Dallas for draft rights to **Ron "Popeye" Jones**.
- July 30** **Leslie L. Alexander** purchases franchise from **Charlie Thomas**.
- Aug. 2** Waived **Eric Floyd**. Acquired **Mario Elie** from Portland for a 1995 2<sup>nd</sup> round pick the Rockets acquired from San Antonio for **David Wood** on Oct. 5, 1992.
- Aug. 17** Signed **Sam Cassell**, **Richard Petruska** and **Eric Riley**.
- Aug. 30** **Tod Leiweke** named President of franchise; **Steve Patterson** relieved of duties as General Manager.
- Sept. 16** **Larry Smith** hired as assistant coach.
- Oct. 7** Signed **Ashraf Amaya** and **Scott Meents**.
- Nov. 1** Waived **Dave Jamerson**.
- Nov. 2** Waived **Ashraf Amaya** and **Scott Meents**.
- Nov. 10** Head Coach **Rudy Tomjanovich** signed to a contract extension.
- 1994**
- Jan. 31** **Tod Leiweke** resigns as President; **John Thomas** promoted to Executive Vice President of Business Operations.
- Feb. 4** Acquired **Sean Elliott** from Detroit for **Robert Horry**, **Matt Bullard** and future considerations.
- Feb. 6** Trade of Feb. 4 nullified due to **Sean Elliott's** not passing Rockets physical.
- Apr. 1** Signed **Larry Robinson** to 10-day contract.
- Apr. 12** Signed **Larry Robinson** to a second 10-day contract.
- Apr. 19** Signed **Chris Jent** for the remainder of season.
- Apr. 21** Signed **Earl Cureton** and **Larry Robinson** for the rest of the season.
- Apr. 29** **Bob Weinhauer** hired as Vice President of Basketball Operations.
- June 22** **Rockets win first NBA Championship with 90-84 win over the New York Knicks in Game Seven of the NBA Finals.**
- June 29** Selected **Albert Burditt** in the 1994 NBA Draft.
- July 20** Signed 1991 2<sup>nd</sup> round pick **Zan Tabak**.
- Sept. 20** Signed **Adrian Caldwell**.
- Sept. 21** Signed **Tim Breaux** and **Larry Robinson**.
- Oct. 4** Signed **Mario Elie** to a multi-year contract extension. Tendered a qualifying offer to **Chris Jent**.

# Dates & Deals

Oct. 14 Waived **Albert Burditt** and **Larry Robinson**.  
 Nov. 29 Waived **Adrian Caldwell**. Signed **Pete Chilcutt**.  
 Dec. 1 Waived **Chris Jent**.  
 Dec. 12 Waived **Eric Riley**.

## 1995

Feb. 1 Signed **Chucky Brown** to 10-day contract.  
 Feb. 14 Signed **Chucky Brown** to a second 10-day contract. Acquired **Clyde Drexler** and **Tracy Murray** from the Portland Trail Blazers in exchange for **Otis Thorpe** and the 1993 2<sup>nd</sup> round draft rights of **Marcelo Nicola**.  
 Feb. 23 Acquired **Morlon Wiley** and a 1995 2<sup>nd</sup> round pick from the Dallas Mavericks in exchange for **Scott Brooks**.  
 Feb. 24 Signed **Chucky Brown** for the remainder of the season. Waived **Morlon Wiley**.  
 Mar. 2 Signed **Charles Jones** to 10-day contract.  
 Apr. 22 Signed **Charles Jones** for the remainder of the season.  
 June 14 **Rockets win second consecutive NBA Championship with 113-101 win over the Orlando Magic in Game Four of the NBA Finals.**  
 June 25 In the 1995 expansion draft, the Toronto Raptors selected **Zan Tabak** from the Rockets.  
 June 28 Selected **Erik Meek** with the 41<sup>st</sup> pick of the 1995 NBA Draft.  
 Sept. 25 Signed **Eldridge Recasner**.  
 Sept. 27 Signed **Pete Chilcutt** to a contract extension.  
 Sept. 29 Signed **Mark Bryant**.  
 Oct. 3 Signed **Chucky Brown** and **Charles Jones** to multi-year contract extensions.  
 Oct. 5 Signed **Ricky Blanton**, **Alvin Hegg**, **Tony Watson** and **Tremaine Wingfield**.  
 Oct. 13 Waived **Tony Watson** and **Tremaine Wingfield**.  
 Oct. 16 Waived **Ricky Blanton**.  
 Nov. 19 Waived **Alvin Hegg**.  
 Nov. 27 Signed **Clyde Drexler** to a contract extension.

## 1996

Jan. 11 Signed Head Coach **Rudy Tomjanovich** to a multi-year contract extension.  
 Jan. 20 Signed **Henry James** to 10-day contract.  
 Jan. 30 Signed **Henry James** to a second 10-day contract.  
 Feb. 12 Signed **Sam Mack** to 10-day contract.  
 Feb. 22 Signed **Sam Mack** to a second 10-day contract.  
 Signed **Jaren Jackson** to 10-day contract.  
 Mar. 3 Signed **Sam Mack** for the remainder of the season. Signed **Jaren Jackson** to a second 10-day contract.  
 Mar. 5 Signed **Melvin Booker** to 10-day contract.  
 Mar. 13 Signed **Tracy Moore** to 10-day contract.  
 Mar. 15 Signed **Melvin Booker** to a second 10-day contract.  
 Mar. 23 Signed **Tracy Moore** to a second 10-day contract.  
 Mar. 27 Signed **Melvin Booker** for the remainder of the season.  
 Apr. 3 Signed **Tracy Moore** for the remainder of the season.  
 June 19 Traded **Pete Chilcutt**, **Tim Breaux**, two 1996 picks and a 1997 pick to the Vancouver Grizzlies for two 1996 draft picks and one 1997 pick.  
 June 26 Selected **Othella Harrington** with 30<sup>th</sup> pick, **Randy Livingston** with 42<sup>nd</sup> pick and **Terrell Bell** with the 50<sup>th</sup> pick of the 1996 NBA Draft.  
 June 28 Signed **Emanuel Davis**.

July 15 Signed **Hakeem Olajuwon** to a contract extension.  
 July 16 Signed **Brent Price**. Renounced the rights to **Melvin Booker**, **Earl Cureton**, **Eldridge Recasner** and **Kenny Smith**.  
 July 26 **Robert Barr** promoted to Senior Executive Vice President of Basketball Affairs. **Carroll Dawson** promoted to Executive Vice President of Basketball. **Jim Boylen** promoted to Assistant Coach. **Mike Wells** promoted to Video Coordinator.  
 Aug. 13 Re-signed **Mario Elie**.  
 Aug. 19 Traded **Chucky Brown**, **Mark Bryant**, **Sam Cassell** and **Robert Horry** to the Phoenix Suns for **Charles Barkley** and a 2<sup>nd</sup> round pick in the 1999 NBA Draft.  
 Signed **Kevin Willis**.  
 Aug. 28 Re-signed **Charles Jones**, **Sam Mack** and **Tracy Moore**.  
 Aug. 30 **Bob Weinhauer** resigns as Vice President of Basketball Operations.  
 Oct. 1 Signed **Matt Bullard**, **Matt Maloney**, **Joe Stephens**, **Othella Harrington**, **Randy Livingston** and **Terrell Bell**.  
 Oct. 30 Waived **Terrell Bell** and **Joe Stephens**.  
 Nov. 27 Signed **Elmer Bennett**.  
 Dec. 23 Waived **Elmer Bennett**.

## 1997

Feb. 12 Signed **Joe Stephens** to 10-day contract.  
 Feb. 20 NBA voided **Joe Stephens'** 10-day contract due to the league's agreement with FIBA.  
 Mar. 1 Signed **Sedale Threatt** for the remainder of the season. Waived **Tracy Moore**.  
 Mar. 3 Signed **Eddie Johnson** for the remainder of the season.  
 June 25 Selected **Rodrick Rhodes** with the 24<sup>th</sup> pick and **Serge Zwikker** with the 30<sup>th</sup> pick of the 1997 NBA Draft.  
 July 2 Re-signed **Emanuel Davis**.  
 July 10 Signed **Rodrick Rhodes** and **Serge Zwikker**.  
 July 23 Re-signed **Othella Harrington**.  
 July 26 Signed **Joe Stephens**.  
 Aug. 1 Signed Head Coach **Rudy Tomjanovich** to a contract extension.  
 Aug. 12 Re-signed **Eddie Johnson**.  
 Aug. 15 Re-signed **Matt Maloney**.  
 Sept. 8 Re-signed **Matt Bullard**.  
 Oct. 1 Re-signed **Sam Mack**. Signed **Doug Brandt**. Renounced the rights to **Sedale Threatt**.  
 Oct. 2 Re-signed **Randy Livingston**.  
 Oct. 28 Waived **Doug Brandt**. Acquired a 2<sup>nd</sup> round pick for the 1999 or 2000 NBA Draft from Vancouver in exchange for **Sam Mack**.  
 Oct. 30 Waived **Randy Livingston**.  
 Nov. 25 Signed **Charles Jones**.

## 1998

Mar. 18 **Clyde Drexler** announces that he will retire at the conclusion of the 1997-98 season to assume the head basketball coaching position at the University of Houston.  
 Apr. 19 **Moses Malone's** #24 is retired by the Rockets organization.  
 June 9 Traded **Kevin Willis** to the Toronto Raptors for **Roy Rogers** and two first round picks in the 1998 NBA Draft.  
 June 24 Selected **Michael Dickerson** with the 14<sup>th</sup> pick, **Bryce Drew** with the 16<sup>th</sup> pick, **Mirsad Turkcan** with the 18<sup>th</sup> pick and **Cuttino Mobley** with the 41<sup>st</sup> pick of the 1998 NBA Draft.  
 Sept. 29 **George Postolos** hired as chief operating officer.

# Dates & Deals

## 1999

- Jan. 22** Re-signed **Charles Barkley**. Traded the draft rights for **Mirsad Turkcan** to the Philadelphia 76ers for a conditional 1<sup>st</sup> round draft pick. Traded **Roy Rogers** and a 2<sup>nd</sup> round pick in the 1999 NBA Draft to the Chicago Bulls for **Scottie Pippen**. Renounced the rights to **Emanuel Davis**, **Mario Elie**, **Charles Jones**, **Joe Stephens** and **Serge Zwikker**.
- Jan. 23** Re-signed **Matt Bullard**, **Othella Harrington**, **Eddie Johnson** and **Matt Maloney**. Signed free agents **Antoine Carr**, **John Coker** and **Anthony "Pig" Miller**.
- Jan. 23** Signed **Michael Dickerson**, **Bryce Drew** and **Cuttino Mobley**.
- Feb. 5** Signed **Stanley Roberts**.
- Feb. 16** Waived **John Coker**.
- Feb. 18** Rockets Head Coach **Rudy Tomjanovich** named head coach of the USA Basketball Team, which will participate in the 1999 qualification tournament for the 2000 Olympic Games.
- Mar. 11** Traded **Rodrick Rhodes** to the Vancouver Grizzlies for **Sam Mack**.
- June 30** Selected **Kenny Thomas** with the 22<sup>nd</sup> pick, **Tyrone Washington** with the 44<sup>th</sup> pick and **Venson Hamilton** with the 50<sup>th</sup> pick of the 1999 NBA Draft.
- Aug. 11** **Robert Barr** resigns his post as Sr. Executive Vice-President of Basketball Affairs.
- Aug. 13** Signed **Kenny Thomas**.
- Aug. 27** Acquired the draft rights to **Steve Francis** along with **Tony Massenburg** from Vancouver and **Don MacLean** and a future 1<sup>st</sup> round pick from Orlando in a three-way, 11-player trade. In exchange for the players and draft pick, the Rockets traded **Antoine Carr**, **Michael Dickerson**, **Othella Harrington**, **Brent Price** and a future 1<sup>st</sup> round pick to Vancouver while Orlando acquired **Lee Mayberry**, **Makhtar Ndiaye**, **Rodrick Rhodes** and **Michael Smith** from Vancouver. The Grizzlies also received a future 2<sup>nd</sup> round pick from Orlando.
- Sept. 1** Signed **Steve Francis**.
- Sept. 2** Signed **Thomas Hamilton**.
- Sept. 29** Signed **Shandon Anderson**.
- Oct. 2** Traded **Scottie Pippen** to the Portland Trail Blazers for **Stacey Augmon**, **Kelvin Cato**, **Ed Gray**, **Carlos Rogers**, **Brian Shaw** and **Walt Williams**.
- Oct. 4** Re-signed **Charles Barkley**. Waived **Eddie Johnson**. **Mike Wells** promoted to Assistant Coach. **Dennis Lindsey** promoted to Director of Player Personnel.
- Oct. 5** Waived **Ed Gray** and **Brian Shaw**.
- Oct. 12** Waived **Stacey Augmon**.
- Oct. 24** **Charles Barkley** announces that he will retire at the conclusion of the 1999-2000 season.
- Oct. 28** Signed **Kelvin Cato** to a contract extension.
- Nov. 1** Waived **Matt Maloney** and **Don MacLean**.
- Dec. 10** Signed **Devin Gray**.

## 2000

- Jan. 5** Waived **Devin Gray**.
- Jan. 6** Signed **Anthony "Pig" Miller** to 10-day contract.
- Jan. 7** Signed **Devin Gray** to 10-day contract.
- Jan. 13** Signed **Bill Curley** to a 10-day contract.
- Jan. 16** Signed **Anthony "Pig" Miller** to a second 10-day contract.

- Jan. 17** Signed **Devin Gray** to a second 10-day contract.
- Jan. 23** Signed **Bill Curley** to a second 10-day contract.
- Jan. 26** Signed **Anthony "Pig" Miller** for the remainder of the season.
- Jan. 27** Signed **Devin Gray** for the remainder of the season.
- Feb. 3** **Clyde Drexler's** #22 is retired by the Rockets organization.
- Feb. 8** Signed **Martyn "Moochie" Norris** to 10-day contract.
- Feb. 18** Signed **Martyn "Moochie" Norris** to a second 10-day contract.
- Feb. 28** Signed **Martyn "Moochie" Norris** for the remainder of the season.
- March 4** Signed Head Coach **Rudy Tomjanovich** to a contract extension.
- June 28** Selected **Joel Przybilla** with 9<sup>th</sup> pick and **Eduardo Najera** with the 38<sup>th</sup> pick in the 2000 NBA Draft. Acquired draft rights to **Jason Collier** (15<sup>th</sup> pick) and a future 1<sup>st</sup> round pick from Milwaukee for draft rights to **Joel Przybilla**. Acquired draft rights to **Dan Langhi** (31<sup>st</sup> pick) from Dallas for draft rights to **Eduardo Najera** and a future 2<sup>nd</sup> round pick.
- July 17** Signed **Jason Collier** and **Dan Langhi**.
- Aug. 2** Re-signed **Cuttino Mobley**.
- Aug. 25** Signed **Maurice Taylor**.
- Sept. 28** Acquired a conditional future 1<sup>st</sup> round pick or two future 2<sup>nd</sup> round picks from Chicago in exchange for **Bryce Drew**.
- Oct. 2** Signed **Stais Boseman**, **Lorenzo Johnson** and **Rayford Young**.
- Oct. 15** Waived **Lorenzo Johnson** and **Rayford Young**.
- Oct. 30** Waived **Stais Boseman**.
- Dec. 1** Signed General Manager **Carroll Dawson** to a multi-year contract extension.
- Dec. 8** Signed **Anthony "Pig" Miller**.
- Dec. 28** Waived **Anthony "Pig" Miller**.

## 2001

- Feb. 28** Signed **Sean Colson** to 10-day contract.
- Mar. 10** Signed **Sean Colson** to a second 10-day contract.
- Mar. 20** Signed **Sean Colson** for the remainder of the season.
- June 2** Traded the 22<sup>nd</sup> pick in the 2001 NBA Draft to Orlando in exchange for the 23<sup>rd</sup> pick. In accordance with the guidelines in the trade agreement, the Magic will accept the 18<sup>th</sup> pick in the draft from Phoenix and convey it to Houston.
- June 27** Selected **Richard Jefferson** (13<sup>th</sup> pick), **Jason Collins** (18<sup>th</sup> pick) and **Brandon Armstrong** (23<sup>rd</sup> pick) in the 2001 NBA Draft. Acquired draft rights to **Eddie Griffin** (7<sup>th</sup> pick) from New Jersey for draft rights to **Jefferson**, **Collins** and **Armstrong**. Acquired draft rights to **Terence Morris** (34<sup>th</sup> pick) from Atlanta for a future 1<sup>st</sup> round pick.
- July 2** Did not exercise team option on **Carlos Rogers**. In addition, **Shandon Anderson** and **Maurice Taylor** decided not to exercise player options on their contracts.
- Aug. 2** Acquired a future 1<sup>st</sup> round draft pick (**Bostjan Nachbar**) and a future 2<sup>nd</sup> round draft pick (**Tito Maddox**) from Toronto in exchange for **Hakeem Olajuwon**.



# Dates & Deals

- Aug. 10** Acquired **Glen Rice** from the New York Knicks and the draft rights to **Kyle Hill** from the Dallas Mavericks in exchange for **Shandon Anderson**. As part of the deal, the New York Knicks receive Anderson from Houston and **Howard Easley** from Dallas, while the Mavericks acquire **Tyrone "Muggsy" Bogues**.
- Aug. 17** Finalized the trade for **Glen Rice**, with the Rockets receiving future considerations from both Dallas and New York.
- Sept. 7** Exercised option on fourth year of **Steve Francis'** contract. Signed **Terence Morris**.
- Sept. 10** Signed **Oscar Torres**.
- Sept. 19** Signed **Eddie Griffin**. Promoted **Melvin Hunt** and **Dean Cooper** to assistant coaches.
- Sept. 26** Exercised the option on the fourth year of **Kenny Thomas'** contract. Signed **Tierre Brown** and **Ike Nwankwo**.
- Sept. 27** Signed **Darren Kelly**.
- Sept. 29** Signed **Marc Jackson** to an offer sheet, which was later matched by Golden State. Signed **Damon Jones**.
- Oct. 1** Re-signed guard **Martyn "Moochie" Norris**.
- Oct. 22** Acquired **Kevin Willis** for the team's 2002 2<sup>nd</sup> round pick in a three-team trade with Denver and Milwaukee. As part of the deal, Denver received **Scott Williams** and a future 1<sup>st</sup> round draft pick from Milwaukee, while Milwaukee acquired **Aleksandar Radojevic** from Denver and Houston's draft pick.
- Oct. 25** Waived **Damon Jones**, **Darren Kelly** and **Ike Nwankwo**.

## 2002

- May 19** With **Steve Francis** serving as the team representative, the Rockets won the 2002 NBA Draft Lottery, earning the right to pick first in the 2002 NBA Draft.
- June 26** Selected **Yao Ming** (1<sup>st</sup> pick), **Bostjan Nachbar** (15<sup>th</sup> pick) and **Tito Maddox** (38<sup>th</sup> pick) in the 2002 NBA Draft.
- June 29** Did not exercise team option on **Oscar Torres**.
- July 11** Signed **Bostjan Nachbar**.
- Aug. 26** Signed **Steve Francis** to a contract extension.
- Sept. 12** Signed **Tito Maddox**.
- Sept. 25** Signed **Steve Goodrich** and **Pete Miceal**.
- Sept. 26** Signed **Tierre Brown** and **Oscar Torres**.
- Sept. 30** Signed **Juaquin Hawkins** and **Sonny Watson**.
- Oct. 1** Signed **Brandon Kurtz**.
- Oct. 16** Waived **Brandon Kurtz** and **Sonny Watson**.
- Oct. 21** Signed **Yao Ming**.
- Oct. 24** Waived **Oscar Torres** and **Steve Goodrich**.
- Oct. 25** Promoted **Keith Jones** and **Dennis Lindsey** to Vice Presidents of Basketball Operations.
- Oct. 28** Waived **Tierre Brown**.
- Nov. 9** **Hakeem Olajuwon's** #34 is retired by the Rockets organization.
- Dec. 18** Acquired **James Posey** in a three-team trade with the Denver Nuggets and the Philadelphia 76ers. As part of the deal, the Nuggets received **Mark Bryant**, **Art Long**, and a future 1<sup>st</sup> round pick from Philadelphia and a future 2<sup>nd</sup> round pick from Houston, while the 76ers received **Kenny Thomas** from Houston.

## 2003

- Jan. 8** Waived **Pete Miceal**.
- Mar. 16** **Rudy Tomjanovich** announced a leave of absence as head coach of the team due to bladder cancer, as assistant coach **Larry Smith** coached the Rockets for the final 17 games of the season.

- May 23** **Rudy Tomjanovich** resigned as head coach.
- June 11** **Jeff Van Gundy** hired as head coach.
- June 26** Selected **Malick Badiane** with the 44<sup>th</sup> pick in the 2003 NBA Draft.
- June 31** Extended qualifying offer to restricted free agent **James Posey** (who later signed with Memphis). Elected not to exercise the team options on **Tito Maddox** and **Terence Morris**.
- July 2** **Steve Clifford**, **Andy Greer**, **Tom Thibodeau** and **Patrick Ewing** hired as assistant coaches.
- July 26** Signed **Eric Piatkowski**.
- Aug. 7** Signed **Adrian Griffin**.
- Sept. 8** Signed **Torrave Braggs**, **Ben Davis**, **Gabe Muoneke**, **Alex Scales** and **Mike Wilks**.
- Sept. 17** Signed **Peter Cornell**.
- Sept. 29** Signed **Melvin Sanders** and **Guy Rucker**.
- Sept. 30** Acquired **John Amaechi** and a future 2<sup>nd</sup> round pick from Utah in exchange for **Glen Rice**, future considerations and cash.
- Sept. 30** Waived **Melvin Sanders** and **Guy Rucker**. Signed **Jim Jackson**.
- Oct. 16** Suspended **Eddie Griffin**.
- Oct. 16** Signed **Anthony "Pig" Miller**.
- Oct. 17** Waived **Peter Cornell** and **Jameel Watkins**.
- Oct. 23** Waived **Anthony "Pig" Miller**, **Gabe Muoneke** and **Alex Scales**.
- Oct. 27** Placed **Ben Davis** (knee surgery), **Adrian Griffin** (knee surgery) and **Eric Piatkowski** (left ankle sprain) on the injured list.
- Oct. 27** Placed **Eddie Griffin** on suspended list.
- Oct. 28** Signed **Scott Padgett**.
- Oct. 30** Played the first regular season game in Toyota Center (102-85 win vs. Denver). Signed **Alton Ford**.
- Nov. 9** Waived **Alton Ford**.
- Nov. 19** Waived **Alton Ford**.
- Nov. 23** Waived **Torrave Braggs**.
- Nov. 23** Signed **Alton Ford**.
- Nov. 24** Activated **Eric Piatkowski**.
- Nov. 24** Placed **Mike Wilks** (right shoulder contusion) on the injured list.
- Dec. 11** Waived **Ben Davis**.
- Dec. 19** Waived **Eddie Griffin**.
- Dec. 23** Activated **Mike Wilks**.
- Dec. 23** Placed **John Amaechi** (viral infection/food poisoning) on the injured list.
- Dec. 30** Acquired **Clarence Weatherspoon** from New York in exchange for **John Amaechi** and **Martyn "Moochie" Norris**.

## 2004

- Jan. 7** Waived **Alton Ford**.
- Jan. 15** Signed **Mark Jackson**.
- Feb. 2** Suspended **Steve Francis** for one game.
- Feb. 4** Activated **Adrian Griffin**.
- Feb. 4** Placed **Mike Wilks** (right foot plantar fasciitis) on the injured list.
- Mar. 18** Signed **Charles Oakley** to 10-day contract.
- Mar. 18** Placed **Kelvin Cato** (left shoulder sprain) on the injured list.
- Mar. 26** Activated **Mike Wilks**.
- Mar. 26** Placed **Adrian Griffin** (right knee chondromalacia) on the injured list.
- Mar. 28** Signed **Charles Oakley** to a second 10-day contract.
- Apr. 6** Waived **Charles Oakley**.
- June 24** Selected **Luis Flores** with 55<sup>th</sup> pick in the 2004 NBA Draft. Acquired draft rights to **Vassilis Spanoulis** (50<sup>th</sup> pick) from Dallas for draft rights to **Luis Flores**.
- June 29** Acquired **Tracy McGrady**, **Juwan Howard**, **Tyronn Lue** and **Reece Gaines** from Orlando for **Steve Francis**, **Cuttino Mobley** and **Kelvin Cato**.



# Dates & Deals

- Aug. 9** Signed **Charlie Ward** and **Bob Sura**.  
**Sept. 1** Signed **Scott Padgett**.  
**Sept. 8** Acquired **Dikembe Mutombo** from Chicago for **Adrian Griffin**, **Eric Piatkowski** and **Mike Wilks**.  
**Sept. 16** Exercised the option on the fourth year of **Yao Ming's** contract.  
**Sept. 29** Signed **Ryan Bowen**.  
**Sept. 30** Signed **David Hawkins**, **Brooks Sales** and **Derrick Zimmerman**.  
**Oct. 25** Waived **Brooks Sales**.  
**Oct. 28** Waived **Derrick Zimmerman**. Signed **Andre Barrett**.  
**Nov. 1** Waived **David Hawkins**. Placed **Andre Barrett** (left hamstring strain), **Reece Gaines** (left foot, plantar fasciitis) and **Bob Sura** (herniated disc) on the injured list.  
**Nov. 23** Activated **Andre Barrett**. Placed **Ryan Bowen** (left knee tendinitis) on the injured list.  
**Nov. 27** Activated **Bob Sura**. Placed **Charlie Ward** (bruised right knee) on the injured list.  
**Dec. 2** Activated **Reece Gaines**. Placed **Tyronn Lue** (sore right knee) on the injured list.  
**Dec. 4** Activated **Ryan Bowen**. Placed **Bostjan Nachbar** (plantar fasciitis, left foot) on the injured list.  
**Dec. 15** Activated **Tyronn Lue**. Placed **Reece Gaines** (left ankle tendinitis) on the injured list.  
**Dec. 22** Activated **Charlie Ward**. Placed **Andre Barrett** (left patellar tendinitis) on the injured list. Activated **Bostjan Nachbar**. Placed **Ryan Bowen** (left hip contusion) on the injured list.  
**Dec. 23** Acquired **Jon Barry** from the Atlanta Hawks in exchange for **Tyronn Lue**.  
**Dec. 26** Activated **Reece Gaines**. Placed **Charlie Ward** (right knee contusion) on the injured list.  
**Dec. 27** Acquired **David Wesley** from the New Orleans Hornets in exchange for **Jim Jackson** and **Bostjan Nachbar**.

## 2005

- Jan. 2** Activated **Andre Barrett** and **Ryan Bowen**. Placed **Clarence Weatherspoon** (right calf strain) on the injured list.  
**Jan. 16** Placed **Reece Gaines** (left ankle tendinitis) on the injured list. Signed **Brandin Knight** to 10-day contract.  
**Jan. 18** Activated **Clarence Weatherspoon**. Placed **Maurice Taylor** (flu) on the injured list.  
**Jan. 19** Signed **Rod Strickland**. Released **Brandin Knight**.  
**Feb. 24** Waived **Rod Strickland**.  
**Feb. 24** Placed **Bob Sura** (inflammation of scar tissue surrounding the vertebrae) and **Andre Barrett** (left ankle sprain) on the injured list.  
**Feb. 24** Acquired **Mike James** and **Zendon Hamilton** from the Milwaukee Bucks in exchange for **Reece Gaines** and two future second-round draft picks.  
**Feb. 24** Acquired **Vin Baker** and **Martyn "Moochie" Norris** from the New York Knicks in exchange for **Maurice Taylor**.  
**Feb. 24** Waived **Zendon Hamilton**.  
**Mar. 11** Activated **Bob Sura**. Placed **"Moochie" Norris** (left foot plantar fasciitis) on the injured list.  
**Mar. 19** Waived **Andre Barrett**. Signed **Torraye Braggs**.  
**Mar. 19** Placed **Juwan Howard** (right knee sprain) on the injured list.  
**June 28** Selected **Luther Head** with the 24<sup>th</sup> overall pick of the 2005 NBA Draft.

- July 1** Signed **Luther Head**.  
**Aug. 2** Signed free agent **Stromile Swift**.  
**Aug. 5** Re-signed free agent **Ryan Bowen**.  
**Aug. 11** Re-signed free agent **Jon Barry**.  
**Aug. 15** Designated **Clarence Weatherspoon** for the amnesty (waiver) provision under NBA's new collective bargaining agreement. The provision allowed a team to remove a player's contract amount from the team's salary cap for purposes of calculating the luxury tax.  
**Aug. 23** Signed free agent **Derek Anderson**.  
**Aug. 26** Re-signed free agent **Dikembe Mutombo**.  
**Sept. 1** Signed **Yao Ming** to a multi-year contract extension.  
**Sept. 8** Signed free agent forward **Lonny Baxter**.  
**Sept. 29** **Bob Sura** underwent a successful arthroscopic procedure to remove loose particles in his right knee.  
**Oct. 3** Signed free agents **Dion Glover**, **Chuck Hayes** and **Keith Langford**.  
**Oct. 4** Acquired **Rafer Alston** from the Toronto Raptors in exchange for **Mike James**.  
**Oct. 7** Waived forward **Vin Baker**.  
**Oct. 12** Waived **Charlie Ward**.  
**Oct. 25** Waived **Chuck Hayes** and **Keith Langford**.  
**Oct. 28** Hired **Charlie Ward** as Assistant Coach/Player Development.  
**Nov. 22** **Bob Sura** underwent surgery to repair a ruptured disc in his back. Announced **Dion Glover** underwent knee surgery to repair a bony defect in his right knee.  
**Dec. 5** Waived **Dion Glover**.  
**Dec. 10** Signed **Stephen Graham**.  
**Dec. 19** **Yao Ming** underwent successful surgery to clean out an infection in his left big toe for a condition known as osteomyelitis, which is a common inflammation of the bone caused by bacteria.  
**Dec. 29** Signed free agent **Josh Davis** and waived **Stephen Graham**. After receiving a special exception from the NBA due to injuries, team signed **John Lucas III**.

## 2006

- Jan. 4** Waived **Josh Davis** and **John Lucas III**.  
**Jan. 8** Re-signed **John Lucas III** to 10-day contract.  
**Jan. 18** Signed **John Lucas III** to a second 10-day contract. After receiving another special exception from the NBA due to injuries, the Rockets also re-signed **Chuck Hayes** to 10-day contract.  
**Jan. 28** Signed **Chuck Hayes** for the remainder of the season. In addition, Houston's second 10-day contract for **John Lucas III** expired.  
**Feb. 9** Acquired **Keith Bogans** from the Charlotte Bobcats in exchange for **Lonny Baxter**.  
**Feb. 13** Acquired **Maciej Lampe** from the New Orleans/Oklahoma City Hornets in exchange for **"Moochie" Norris**.  
**Feb. 23** Acquired **Gerald Fitch** from the Miami Heat in exchange for **Derek Anderson**.  
**Mar. 1** Waived **Jon Barry**.  
**Mar. 2** Claimed **Rick Brunson** off waivers from the Seattle SuperSonics.  
**Mar. 13** Waived **Gerald Fitch**.  
**Mar. 20** Claimed **Richie Frahm** off waivers from the Minnesota Timberwolves.  
**Apr. 3** Named **Daryl Morey** as the team's Assistant General Manager, and will assume the General Manager position after the 2006-07 season.  
**Apr. 14** **Yao Ming** underwent successful surgery to repair a clean break of the fifth metatarsal bone in his left foot.

# Dates & Deals

- Apr. 28** Agreed to a multi-year contract extension with Rockets Vice President of Basketball Operations/Player Personnel **Dennis Lindsey**.
- May 30** Announced that Rockets President & CEO **George Postolos** would resign effective June 30 to found The Postolos Group, a merchant firm focused on investment opportunities in the sports and entertainment field.
- June 13** Picked up the option on the contract of **Chuck Hayes**.
- June 28** Selected Connecticut forward **Rudy Gay** with the eighth overall selection in the 2006 NBA Draft. Added Marquette forward **Steve Novak** in the second round with the 32<sup>nd</sup> overall pick, which was previously acquired from the New York Knicks. Acquired the draft rights to forward **Lior Eliyahu** from the Orlando Magic for cash considerations. The Magic selected Eliyahu with 44<sup>th</sup> overall selection, which was a pick acquired by Orlando from the Milwaukee Bucks.
- July 12** Acquired **Shane Battier** from the Memphis Grizzlies in exchange for **Stromile Swift** and the draft rights to **Rudy Gay**.
- July 14** Acquired **Kirk Snyder** from the New Orleans/Oklahoma City Hornets in exchange for cash and future draft considerations.
- July 19** Signed Greek guard **Vassilis Spanoulis** to a multi-year contract.
- July 26** Signed second-round draft pick **Steve Novak** to a multi-year contract.
- July 28** Signed free agent **John Lucas III** to a multi-year contract.
- Aug. 4** Signed free agent **Kelenna Azubuike**.
- Aug. 30** Assistant Coach **Patrick Ewing** announced his resignation from the team's coaching staff, citing a desire to spend more time with his family as a primary reason for his decision.
- Sept. 5** Added free agents **Casey Jacobsen** and **Matt Haryasz**.
- Oct. 2** Signed free agents **Scott Padgett** and **Bonzi Wells**.
- Oct. 9** **Yao Ming** had the nail removed from his left big toe.
- Oct. 19** Released **Matt Haryasz**.
- Oct. 24** Waived **Kelenna Azubuike**.
- Oct. 27** Waived **Ryan Bowen** and **Casey Jacobsen**. Picked up the options on the contracts of **Luther Head** and **Kirk Snyder**.
- Oct. 30** Houston Rockets Owner **Leslie Alexander** named **Tad Brown** as CEO of the Houston Rockets and Clutch City Sports & Entertainment.
- Nov. 21** **Kirk Snyder** underwent a successful surgical procedure to repair a spiral fracture of the second metacarpal bone in his right hand.
- 2007**
- Feb. 13** Acquired **Jake Tsakalidis** from the Memphis Grizzlies in exchange for **Scott Padgett**.
- Apr. 16** **Carroll Dawson** was honored by Owner **Leslie Alexander** with "Carroll Dawson Tribute Night," where a banner bearing his name was hung from the rafters of Toyota Center in honor of Dawson's 27 seasons with the Rockets organization as General Manager and as an assistant coach.
- May 10** Owner **Leslie Alexander** announced that **Daryl Morey** officially assumed his role as General Manager of the franchise. Morey took over the position from retiring General Manager **Carroll Dawson**, who remained with the Rockets as a Senior Consultant.
- May 18** Announced that the Rockets and Head Coach **Jeff Van Gundy** had decided to part ways.
- May 23** Owner **Leslie Alexander** named **Rick Adelman** as the 11<sup>th</sup> head coach in team history.
- June 14** Acquired **Mike James** and **Justin Reed** from the Minnesota Timberwolves in exchange for **Juwan Howard**.
- June 19** Announced the hiring of **Elston Turner**, **Jack Sikma**, **T.R. Dunn** and **R.J. Adelman** as assistant coaches.
- June 25** Announced **Bonzi Wells** elected to opt in to the final year of his current contract. In addition, Rockets announced the signing of radio play-by-play man **Gene Peterson** and analyst **Jim Foley** to contract extensions through the 2007-08 season, which signified the final year for each as a member of the Rockets broadcast team. Peterson marks his 33<sup>rd</sup> season as the "Voice of the Rockets" while Foley enters his 36<sup>th</sup> year with the franchise.
- June 28** Selected Oregon guard **Aaron Brooks** in the first round (26<sup>th</sup> overall) of the 2007 NBA Draft. Houston then sent a future second-round selection and cash considerations to Seattle for the draft rights to Purdue forward **Carl Landry**, who was chosen by the SuperSonics in the second round (31<sup>st</sup> overall) with a pick previously acquired from the Memphis Grizzlies. The Rockets also acquired a second-round selection (54<sup>th</sup> overall) from the Orlando Magic for cash considerations, which Houston used to draft Australian guard **Brad Newley**. The pick was originally obtained by the Magic from the Cleveland Cavaliers.
- July 7** Signed first-round draft pick **Aaron Brooks** to a multi-year contract.
- July 12** Obtained the draft rights to Argentinean forward **Luis Scola** along with **Jackie Butler** from San Antonio in exchange for **Vassilis Spanoulis**, a second-round pick in the 2009 NBA Draft and other considerations going to the Spurs.
- July 13** Signed free agent **Mike Harris** to a non-guaranteed contract.
- July 17** Signed **Luis Scola** to a contract.
- July 20** Announced the signing of free agent **Steve Francis**.
- July 23** **Keith Garnett** announced as Rehabilitation & Performance Coordinator/Assistant Athletic Trainer.
- July 24** Officially announced the promotion of **Anthony Nila** to equipment manager.
- Aug. 3** Re-signed restricted free agent forward **Chuck Hayes**.
- Aug. 8** Announced the promotions of **Dean Cooper** to Vice President of Player Personnel and **Gersson Rosas** to Director of Scouting. In addition to the promotions, the Rockets named **Phil Jabour** as Personnel Video Coordinator.
- Sept. 5** Promoted **Keith Jones** to Senior Vice President of Basketball Operations/Athletic Trainer.
- Sept. 25** Announced the promotion of **Sam Hinkie** to Vice President of Basketball Operations.
- Oct. 1** Re-signed free agent **Dikembe Mutombo** and signed **Carl Landry**. Rockets also announced the hiring of **Kenny Atkinson** as Director of Player Development and the addition of **Pat Zipfel** as an advance scout.
- Oct. 22** Waived **Mike Harris**.
- Oct. 29** Waived **Jackie Butler**, **John Lucas**, **Justin Reed** and **Bob Sura**.
- Oct. 31** Picked up the option on the contract of **Luther Head**.

## 2008

- Feb. 21** Acquired **Bobby Jackson** and **Adam Haluska** from New Orleans, as well as a second-round draft pick in the 2008 NBA Draft as part of a three-team trade between the Rockets, Hornets and Memphis Grizzlies. The trade had the Rockets sending **Mike James** and **Bonzi Wells** to the Hornets. To complete the deal, **Marcus Vinicius** was sent from New Orleans to Memphis, with the Rockets then acquiring the draft rights to **Sergei Lishouk** from the Grizzlies in exchange for the draft rights to **Malick Badiane**, who was Houston's second-round pick in the 2003 NBA Draft. The Rockets also acquired **Gerald Green** from the Minnesota Timberwolves in exchange for **Kirk Snyder**, Houston's 2010 second-round NBA Draft pick and cash considerations.
- Feb. 26** Signed **Bobby Jones** to a 10-day contract and waived **Adam Haluska**. **Steve Francis** also underwent successful surgery to repair a torn quadricep tendon in his right knee.
- Mar. 3** **Yao Ming** underwent successful surgery to repair a stress fracture in the tarsal navicular bone in his left foot.
- Mar. 7** Signed **Justin Williams** to a 10-day contract following the expiration of a 10-day contract for **Bobby Jones**.
- Mar. 8** Signed **Mike Harris** to a 10-day contract and waived **Gerald Green**.
- Mar. 17** The 10-day contract for **Justin Williams** expired with the Rockets.
- Mar. 18** Signed **Mike Harris** to a second 10-day contract.
- Mar. 21** Signed **Loren Woods** to a 10-day contract.
- Mar. 29** Signed **Mike Harris** for the remainder of the season.
- Apr. 1** Rockets signed **Loren Woods** to a second 10-day contract.
- Apr. 11** Rockets Owner **Leslie Alexander** honored **Hakeem "The Dream" Olajuwon** for his many contributions to the Rockets organization with the unveiling of a commissioned bronze sculpture in front of Toyota Center. The Rockets also signed **Loren Woods** for the remainder of the season.
- May 6** **Tracy McGrady** underwent a pair of arthroscopic surgical procedures in order to clean out loose bodies in the joints of his left knee and left shoulder.
- May 7** **Steve Francis** elected to pick up the player option on the final year of his current contract.
- May 9** **Rafer Alston** underwent successful surgery to repair ligament and tendon damage in his right ankle. **Shane Battier** also underwent successful arthroscopic surgery in order to remove bone spurs in his left ankle.
- June 26** In the 2008 NBA Draft, Houston traded the draft rights to **Nicolas Batum** (25<sup>th</sup> overall pick) to the Portland Trail Blazers for the draft rights to **Darrell Arthur** (27<sup>th</sup> overall pick) and **Joey Dorsey** (33<sup>rd</sup> overall pick). The Rockets then sent the draft rights for Arthur to the Grizzlies for the draft rights to **Donté Greene** (28<sup>th</sup> overall pick) and Memphis' 2009 second-round pick. Houston took **Maarty Leunen** (54<sup>th</sup> overall pick) with its own selection in the second round.
- June 29** Extended qualifying offer to restricted free agent **Carl Landry**.
- June 30** Picked up the option on the contract of **Steve Novak**.
- July 10** Signed free agent **Brent Barry** to a two-year contract.
- July 14** Signed rookie **Donté Greene** to a multi-year deal.
- Aug. 6** Traded **Steve Novak** to the L.A. Clippers for future draft considerations.
- Aug. 13** Waived **Loren Woods**.
- Aug. 14** Acquired **Ron Artest**, **Patrick Ewing Jr.** and **Sean Singletary** from the Sacramento Kings in exchange for **Bobby Jackson**, **Donté Greene**, Houston's 2009 first-round draft pick and other considerations.
- Aug. 21** Hired **Brett Gunning** as Director of Player Development.
- Aug. 25** Acquired **D.J. Strawberry** from the Phoenix Suns in exchange for **Sean Singletary**.
- Aug. 28** **Chuck Hayes** underwent successful surgery to repair a broken nose sustained during a workout.
- Aug. 29** Acquired draft rights to **Frederic Weis** from the New York Knicks in exchange for **Patrick Ewing Jr.**
- Sept. 3** Announced the promotion of **Gersson Rosas** to Director of Player Personnel and the hiring of **Arturas Karnisovas** as Director of Global Scouting & International Affairs.
- Sept. 10** Announced hirings of **Gerald Madkins** as Director of Scouting and **Shawn Respert** as Director of Player Programs.
- Sept. 29** Officially matched the offer sheet to **Carl Landry** from the Charlotte Bobcats and came to terms on a contract with **Joey Dorsey**. Team also signed **Marcus Campbell** and **Von Wafer**.
- Oct. 5** Waived **Marcus Campbell**.
- Oct. 23** Waived **Mike Harris**.
- Oct. 24** Waived **D.J. Strawberry**.
- Oct. 30** Picked up the option on the contract of **Aaron Brooks**.
- Dec. 16** **Leslie Alexander** and the Rockets family honored **Gene Peterson** and **Jim Foley** with a private pre-game reception and a special tribute ceremony at halftime of the Rockets-Nuggets game, which included naming Toyota Center's Media Center after the long-time broadcast duo. Peterson and Foley stepped aside from the microphones at the end of the 2007-08 season following an amazing 21 years together on the Rockets Radio Network.
- Dec. 24** Acquired a conditional second-round pick in 2011 from the Memphis Grizzlies in exchange for **Steve Francis**, a 2009 second-round pick and cash considerations. The second-round pick going back to Memphis was originally acquired by the Rockets from the Grizzlies on 2008 NBA Draft night (6/26/08).
- Dec. 31** Re-signed unrestricted free agent **Dikembe Mutombo**.

## 2009

- Feb. 19** Acquired **Kyle Lowry** from Memphis and **Brian Cook** from Orlando as part of a three-team trade. The deal had the Rockets sending **Rafer Alston** to the Magic, while the Grizzlies received a first-round draft selection from Orlando in the 2009 NBA Draft along with **Adonal Foyle** and **Mike Wilks**.
- Feb. 24** **Tracy McGrady** underwent season-ending microfracture surgery on his left knee.
- Feb. 28** Waived **Luther Head**.
- Mar. 3** Signed **James White** to a 10-day contract.
- Mar. 13** Signed **James White** to a second 10-day contract.
- Mar. 23** Signed **James White** to a multi-year contract.
- Apr. 27** **Dikembe Mutombo** underwent successful surgery to repair a ruptured quadricep tendon in his left knee.

# Dates & Deals

- May 21** Picked up the option on the contracts for assistant coaches **Elston Turner**, **Jack Sikma**, **T.R. Dunn** and **R.J. Adelman**.
- June 22** **Brian Cook** exercised player option on his contract for 2009-10.
- June 25** Obtained the draft rights to three second-round picks in the 2009 NBA Draft, acquiring the rights to Central Florida guard **Jermaine Taylor** (32<sup>nd</sup> overall) from the Washington Wizards and Spanish guard **Sergio Llull** (34<sup>th</sup> overall) from the Denver Nuggets each in exchange for cash considerations. Also acquired the rights to Arizona forward **Chase Budinger** (44<sup>th</sup> overall) from the Detroit Pistons for a future second-round pick and cash considerations.
- June 29** Became the first NBA team to enter into a single-affiliation partnership with their NBA D-League affiliate. Under terms of the agreement, the Rockets assumed responsibility of the Rio Grande Valley Vipers basketball operations while the local ownership group continued overseeing the team's business operations.
- July 8** Signed free agent **Trevor Ariza** using the Disabled Player Exception granted by the NBA for **Yao Ming**.
- July 10** Announced the hiring of **Darryl Eto** to the newly created position of Director of Strength & Conditioning.
- July 14** Acquired the rights to **David Andersen** from the Atlanta Hawks in exchange for cash and future considerations.
- July 21** **Yao Ming** underwent successful surgery to repair the broken bone in his left foot.
- Aug. 5** Signed **Jermaine Taylor** to a multi-year contract.
- Aug. 12** Came to terms on a multi-year deal with **David Andersen**.
- Aug. 13** Signed **Chase Budinger** to a multi-year contract.
- Sept. 3** Inked free agent **Pops Mensah-Bonsu**.
- Sept. 17** Announced the promotion of **Gersson Rosas** to Vice President of Player Personnel.
- Sept. 22** Traded **James White** to the Denver Nuggets in exchange for the draft rights to **Axel Hervelle**. Also signed free agent guards **Will Conroy** and **Garrett Temple**.
- Sept. 25** Owner **Leslie Alexander** announced the re-signing of **Daryl Morey** as the team's General Manager and Managing Director of Basketball Operations.
- Sept. 30** Signed **Romel Beck**.
- Oct. 7** Announced Vice President of Player Personnel **Gersson Rosas** has also been named General Manager of the team's NBA Development League affiliate the Rio Grande Valley Vipers.
- Oct. 21** Waived **Romel Beck** and **Garrett Temple**.
- Oct. 22** Released **Will Conroy**.
- Oct. 23** Waived **Brent Barry**.
- Oct. 30** Picked up the option on the contract of **Aaron Brooks**.
- Nov. 13** Waived **Pops Mensah-Bonsu**.
- Dec. 23** Signed **Mike Harris** as a Call-Up from the D-League Rio Grande Valley Vipers.

## 2010

- Jan. 6** Waived **Mike Harris**.
- Jan. 28** Signed **Will Conroy** from the Vipers to a 10-day contract.
- Feb. 8** Signed **Garrett Temple** from Rio Grande Valley to a 10-day contract.
- Feb. 18** Acquired **Kevin Martin** and **Hilton Armstrong** from the Sacramento Kings, as well as **Jordan Hill**, **Jared Jeffries** and draft

- considerations from the New York Knicks as part of a three-team, nine-player trade. The Rockets traded **Tracy McGrady** to New York, while sending **Carl Landry**, **Joey Dorsey** and cash considerations to Sacramento. The 10-day contract for **Garrett Temple** expired.
- Feb. 20** Waived **Brian Cook** and signed **Garrett Temple** to a second 10-day contract.
- Mar. 2** The 10-day contract for **Garrett Temple** expired. Signed **Will Conroy** to a second 10-day contract.
- Mar. 11** The second 10-day contract for **Will Conroy** expired.
- Mar. 22** Promoted **Sam Hinkie** to Executive Vice President of Basketball Operations.
- Mar. 24** Recalled **Jermaine Taylor** from Rio Grande Valley. Signed **Mike Harris** from the Vipers for the remainder of the season.
- Apr. 9** Waived **Hilton Armstrong** and signed **Alexander Johnson** of the D-League's Sioux Falls Skyforce for the remainder of the season.
- June 24** Selected Kentucky forward **Patrick Patterson** in the first round (14<sup>th</sup> overall) of the 2010 NBA Draft.
- June 29** **Yao Ming** announced that he has elected to forgo the early termination option on his contract.
- June 30** Extended qualifying offers to **Kyle Lowry** and **Luis Scola**. Exercised a team option to extend the contract of **Chuck Hayes** to include the 2010-11 season.
- July 14** Signed **Patrick Patterson** to a multi-year deal.
- July 20** Inked free agent **Brad Miller** to a multi-year contract.
- July 21** Signed restricted free agent **Luis Scola** to a multi-year deal and officially matched the offer sheet that restricted free agent **Kyle Lowry** signed with the Cleveland Cavaliers on July 14.
- July 28** Traded **David Andersen** to the Toronto Raptors along with cash considerations in exchange for a future second-round pick.
- Aug. 11** Acquired **Courtney Lee** from the New Jersey Nets in a four-team, five-player trade that sent **Trevor Ariza** to the New Orleans Hornets.
- Aug. 23** Signed free agent **Ishmael Smith**.
- Aug. 25** Announced the naming of **Jason Biles** to the position of Director of Performance Rehabilitation/Associate Athletic Trainer.
- Sept. 22** Signed **Antonio Anderson** and **Jordan Egseder**.
- Sept. 25** Added **Patrick Sullivan** to training camp roster.
- Oct. 7** Waived **Jordan Egseder** and **Patrick Sullivan**.
- Oct. 8** Hired **David Patrick** as a Personnel Scout.
- Oct. 12** Signed **Jerel McNeal** to preseason roster.
- Oct. 18** Waived **Antonio Anderson**, **Mike Harris**, **Alexander Johnson** and **Jerel McNeal**.
- Oct. 29** Picked up the second-year option on the contract of **Jordan Hill** and the third-year option on **Courtney Lee**.
- Dec. 15** Acquired **Terrence Williams** from the New Jersey Nets in exchange for a lottery protected 2012 first-round pick, which was part of a deal involving the Rockets, Nets and L.A. Lakers. As part of the three-team trade, the Rockets also sent the Lakers the draft rights to **Sergei Lishouk**. In a separate trade, the team sent **Jermaine Taylor** and cash considerations to the Sacramento Kings for a conditional second-round draft pick.

# Dates & Deals

## 2011

- Jan. 6** **Yao Ming** underwent a successful surgical procedure to repair a stress fracture of the medial malleolus in his left ankle.
- Jan. 17** Assigned **Ishmael Smith** to the Rio Grande Valley Vipers.
- Jan. 24** Recalled **Ishmael Smith** from the Vipers.
- Feb. 1** Re-assigned **Ishmael Smith** to the Vipers.
- Feb. 7** Recalled **Ishmael Smith** from the Vipers.
- Feb. 24** Acquired **Hasheem Thabeet, DeMarre Carroll** and a future first-round draft pick from the Memphis Grizzlies in exchange for **Shane Battier** and **Ishmael Smith**. Houston also acquired **Goran Dragic** and draft considerations from the Phoenix Suns for **Aaron Brooks**.
- Feb. 25** Waived **Jared Jeffries**.
- Mar. 15** **Terrence Williams** underwent a minor surgical procedure to alleviate discomfort related to a lower abdominal distress.
- Mar. 21** Assigned **Hasheem Thabeet** to the Vipers.
- Mar. 23** Signed **Mike Harris** to a 10-day contract.
- Apr. 2** Inked **Mike Harris** to a second 10-day contract.
- Apr. 11** Signed **Marcus Cousin** to a multi-year contract. Recalled **Hasheem Thabeet** from the Vipers and waived **DeMarre Carroll**.
- Apr. 13** Signed **Marqus Blakely** to a multi-year contract and the second 10-day contract for **Mike Harris** expired.
- Apr. 15** **Luis Scola** underwent a successful arthroscopic procedure to remove loose bodies in his left knee.
- Apr. 18** Rockets and Head Coach **Rick Adelman** mutually agreed to part ways.
- June 1** Named **Kevin McHale** as the 12<sup>th</sup> head coach in team history.
- June 23** Selected Kansas forward **Marcus Morris** with the 14<sup>th</sup> overall pick in the 2011 NBA Draft. Acquired from Minnesota the contract of **Jonny Flynn**, the draft rights to Lithuanian forward **Donatas Motiejunas** (20<sup>th</sup> overall pick) and the Timberwolves 2012 second-round selection in exchange for the contract of **Brad Miller**, the rights to Montenegro forward **Nikola Mirotic** (23<sup>rd</sup> overall pick), a future first-round pick and cash considerations. Selected Florida forward **Chandler Parsons** with the 38<sup>th</sup> overall pick in the 2011 NBA Draft.
- June 28** Picked up the team option on the contract of **Goran Dragic**.
- July 15** Hired **Kelvin Sampson** as lead assistant coach, as well as **John-Blair "J.B." Bickerstaff, Chris Finch** and **Brett Gunning** as assistant coaches.
- July 20** **Yao Ming** announced that he has retired from the NBA.
- July 29** Added **Greg Buckner** as a player development coach.
- Dec. 11** Invited **Casey Mitchell** to the team's 2011 training camp.
- Dec. 12** Signed first-round draft pick **Marcus Morris**. Rockets also announced that they claimed **Jeremy Lin** off waivers from the Golden State Warriors. In addition, inked training camp invitee **Ibrahim Jaaber**.
- Dec. 13** Signed training camp invitees **Omar Samhan, Damian Saunders** and **Greg Smith**. Waived guard **Casey Mitchell**.
- Dec. 15** Waived **Damian Saunders**.
- Dec. 17** Signed second-round draft pick **Chandler Parsons**.
- Dec. 19** Waived **Ibrahim Jaaber** and **Omar Samhan**.
- Dec. 21** Signed free agent **Jeff Adrien**.
- Dec. 22** Waived **Greg Smith**.

- Dec. 24** Waived **Marqus Blakely, Marcus Cousin** and **Jeremy Lin**. Rockets also renounced the rights to **Frederic Weis**.
- Dec. 26** Signed unrestricted free agent **Samuel Dalembert**.

## 2012

- Feb. 7** Waived **Jeff Adrien**.
- Feb. 8** Signed **Greg Smith** from Rio Grande Valley.
- Mar. 15** Acquired **Marcus Camby** from the Portland Trail Blazers in exchange for **Jonny Flynn, Hasheem Thabeet** and a 2012 second-round pick (via Minnesota). In a separate deal, the Rockets acquired **Derek Fisher** and a 2012 first-round pick from the L.A. Lakers (via Dallas) in exchange for **Jordan Hill**.
- Mar. 16** Waived **Terrence Williams**.
- Mar. 17** Signed **Courtney Fortson** of the D-League's L.A. D-Fenders to a 10-day contract.
- Mar. 19** Waived **Derek Fisher**.
- Mar. 21** Re-assigned **Greg Smith** back to Rio Grande Valley.
- Mar. 26** Signed **Earl Boykins** to a 10-day contract.
- Mar. 27** Signed **Malcolm Thomas** of the D-League's L.A. D-Fenders to a 10-day contract. Rockets also inked **Courtney Fortson** for the remainder of the season.
- Apr. 5** Inked **Earl Boykins** to a second 10-day contract.
- Apr. 6** The 10-day contract for **Malcolm Thomas** expired.
- Apr. 12** Signed **Diamond Simpson**.
- Apr. 15** Signed **Earl Boykins** for the remainder of the season.
- May 1** **Kyle Lowry** underwent successful surgery to correct a sports hernia.
- June 26** Acquired the 18<sup>th</sup> overall pick in the 2012 NBA Draft from the Minnesota Timberwolves in exchange for **Chase Budinger** and the draft rights to **Lior Elyahu**. The 18<sup>th</sup> selection was a pick originally acquired by Minnesota from the Utah Jazz.
- June 27** Traded up to the 12<sup>th</sup> overall pick in the 2012 NBA Draft while acquiring **Jon Brockman, Jon Leuer** and **Shaun Livingston** from the Milwaukee Bucks in exchange for **Samuel Dalembert**, the 14<sup>th</sup> overall pick in the 2012 NBA Draft, a future second-round pick and cash considerations.
- June 28** Selected Connecticut guard/forward **Jeremy Lamb** (12<sup>th</sup> overall), Iowa State forward **Royce White** (16<sup>th</sup> overall) and Kentucky forward **Terrence Jones** (18<sup>th</sup> overall) in the 2012 NBA Draft.
- June 29** Acquired the draft rights to Turkish forward **Furkan Aldemir** (53<sup>rd</sup> overall) from the L.A. Clippers as part of a four-team trade involving the Clippers, the Dallas Mavericks and the Utah Jazz.
- July 6** Signed **Donatas Motiejunas** to a multi-year contract.
- July 11** Acquired a future lottery pick and **Gary Forbes** from the Toronto Raptors in exchange for **Kyle Lowry**. The Rockets then agreed to a sign-and-trade with **Marcus Camby**, which sent him to the New York Knicks in exchange for **Toney Douglas, Josh Harrellson, Jerome Jordan**, second-round draft picks in 2014 and 2015, as well as cash considerations.
- July 13** Waived **Luis Scola** and designated him as the team's amnesty player under the new CBA.



# Dates & Deals

- July 14** Inked New York Knicks restricted free agent **Jeremy Lin** to an offer sheet.
- July 17** Announced the signing of **Jeremy Lin** after New York chose not to match Houston's offer sheet.
- July 18** Waived **Jerome Jordan** and **Jon Leuer**.
- July 20** Agreed to a sign-and-trade with **Courtney Lee**, which sent him to the Boston Celtics as part of a three-team trade. The Rockets received from Boston a Charlotte Bobcats second-round draft pick in the 2013 NBA Draft, **JaJuan Johnson**, **E'Twaun Moore** and **Sean Williams**. The pick was previously acquired by Boston via the Oklahoma City Thunder. Houston also acquired the rights to **Jon Diebler** from the Portland Trail Blazers. Houston subsequently waived **E'Twaun Moore**.
- July 21** Signed Chicago Bulls restricted free agent **Omer Asik** to an offer sheet.
- July 24** Added **Omer Asik** after the Chicago Bulls chose not to match Houston's offer sheet.
- July 26** Announced the signing of 2012 first-round picks **Jeremy Lamb**, **Royce White** and **Terrence Jones**.
- Aug. 15** Waived **Josh Harrellson**.
- Aug. 20** Signed unrestricted free agent **Carlos Delfino** from the Milwaukee Bucks.
- Aug. 27** Waived **Sean Williams**.
- Sept. 5** Waived **Diamon Simpson**.
- Sept. 6** Promoted Gersson Rosas to the title of Executive VP of Basketball Operations.
- Sept. 7** Signed rookie free agent **Scott Machado**.
- Sept. 20** Waive **Courtney Fortson**.
- Sept. 24** Signed rookie free agents **Kyle Fogg** and **Demetri McCamey**.
- Sept. 25** Announced the hiring of **Dean Cooper** as assistant coach, **Jesse Mermuys** as assistant coach/Director of Player Development, **Gianluca Pascucci** as Director of Player Personnel/RGV Assistant GM, and **Jason Staudt** as NBA advance scout. In addition, the Rockets promoted **Jim Paulis** to personnel scout/RGV Director of Scouting.
- Oct. 12** Waive **Kyle Fogg** and **Demetri McCamey**.
- Oct. 27** Acquired **James Harden**, **Cole Aldrich**, **Daequan Cook** and **Lazar Hayward** from the Oklahoma City Thunder in exchange for **Kevin Martin**, **Jeremy Lamb** and three future draft selections.
- Oct. 29** Waived **Jon Brockman**, **Gary Forbes**, **Lazar Hayward**, **JaJuan Johnson** and **Shaun Livingston**.
- Oct. 31** Signed **James Harden** to a multi-year contract extension and picked up the 2013-14 options of **Marcus Morris** and **Patrick Patterson**.
- Nov. 10** Coach Kevin McHale took an immediate leave of absence from the team to attend to a personal family matter. Assistant Kelvin Sampson to serve as acting head coach in McHale's absence.
- Dec. 8** Coach **Kevin McHale** rejoined the team from his leave of absence.
- 2013**
- Jan. 2** Waived **Daequan Cook** and signed free agent **James Anderson**.
- Jan. 6** Suspended **Royce White** for refusing to provide services as required by his Uniform Player Contract.
- Jan. 7** Waived **Scott Machado** and signed free agent **Patrick Beverley**.
- Jan. 26** Re-instated **Royce White**.
- Feb. 20** Acquired **Thomas Robinson**, **Francisco Garcia** and **Tyler Honeycutt** from the Sacramento Kings in exchange for **Patrick Patterson**, **Toney Douglas** and **Cole Aldrich**.
- Feb. 21** Acquired Phoenix's 2013 second-round draft pick for **Marcus Morris**.
- Feb. 25** Signed **Tim Ohlbrecht** from the Vipers to a multi-year deal.
- Mar. 5** Waived **Tyler Honeycutt**. Signed free agent **Aaron Brooks**.
- June 27** Selected **Isaiah Canaan** with the 34<sup>th</sup> overall pick in the 2013 NBA Draft.
- June 30** Declined the option on the contact of **Francisco Garcia** and waived **Aaron Brooks** and **Carlos Delfino**.
- July 10** Acquired the draft rights to **Kostas Papanikolaou** and **Marko Todorovic**, as well as two future second-round draft picks from the Portland Trail Blazers in exchange for **Thomas Robinson**.
- July 13** Traded **Royce White**, the draft rights to **Furkan Aldemir** and cash considerations to the Philadelphia 76ers for future draft considerations. Rockets also waived **James Anderson** and **Tim Ohlbrecht**.
- July 13** Signed free agent **Dwight Howard**.
- July 14** Inked rookies **Isaiah Canaan**, **Robert Covington** and **B.J. Young**.
- July 16** Signed unrestricted free agent **Omri Casspi**.
- July 19** Re-signed **Aaron Brooks** and added **Reggie Williams**.
- July 29** Re-signed unrestricted free agent **Marcus Camby**.
- Aug. 2** Re-signed unrestricted free agent **Francisco Garcia** and announced the signing of **Jordan Henriquez**.
- Aug. 28** Added free agent **Ronnie Brewer**.
- Oct. 4** Released **Jordan Henriquez**.
- Oct. 17** Signed rookie free agent **Troy Daniels**.
- Oct. 26** Waived **Troy Daniels**.
- Oct. 27** Released **Marcus Camby**.
- Oct. 28** Waived **Reggie Williams**.
- Dec. 26** Re-hired **Gersson Rosas** to co-lead Houston's Scouting & Player Personnel Department along with Gianluca Pascucci.
- 2014**
- Feb. 20** Acquired **Jordan Hamilton** in a trade with the Denver Nuggets in exchange for **Aaron Brooks**.
- Feb. 21** Waived **Ronnie Brewer** and re-signed **Troy Daniels** from Rio Grande Valley.
- Apr. 10** Signed **Dexter Pittman** and waived **Greg Smith**.
- Apr. 14** Waived **Dexter Pittman**.
- Apr. 16** Signed **Josh Powell**.
- Jun. 26** Selected **Clint Capela** (25th overall) and **Nick Johnson** (42nd overall) in the 2014 NBA Draft. Acquired draft rights to **Alessandro Gentile** from Minnesota. Tendered Qualifying Offers to **Troy Daniels** and **Chandler Parsons**.
- Jun. 30** Acquired draft rights to **Sergei Lishouk** from LA Lakers in exchange for **Jeremy Lin**.
- Jul. 13** Acquired **Trevor Ariza** from Washington in a sign-and-trade.
- Jul. 14** Acquired **Scotty Hopson** and **Alonzo Gee** from New Orleans in exchange for **Omer Asik** and **Omri Casspi**.
- Jul. 17** Signed **Jeff Adrien** as a free agent.
- Jul. 18** Signed **Joey Dorsey** and **Ish Smith**.
- Jul. 23** Signed draftee **Clint Capela**.
- Jul. 25** Signed draftee **Nick Johnson**.
- Aug. 21** Re-sign **Francisco Garcia**.
- Aug. 27** Signed undrafted free agent **Tarik Black**.



# Dates & Deals

- Sep. 17** Acquired **Jason Terry** and 2nd round picks in exchange for **Alonzo Gee** and **Scotty Hopson**.
- Sep. 23** Signed **Kostas Papanikolaou**.
- Sep. 26** Signed **Akil Mitchell** as a free agent.
- Oct. 23** Signed **Geron Johnson** and requested waivers on **Akil Mitchell**.
- Oct. 24** Claimed **Earl Clark** off waivers and waived **Josh Powell**.
- Oct. 25** Signed **Akeem Richmond** and waived **Geron Johnson**.
- Oct. 27** Waived **Jeff Adrien**, **Earl Clark**, **Robert Covington**, **Akeem Richmond** and **Ish Smith**.
- Dec. 19** Acquire **Corey Brewer** and **Alexey Shved** in exchange for **Troy Daniels**, rights to **Serhiy Lishchuk**, and 2nd round picks in three team trade with Minnesota and Philadelphia; Waive **Francisco Garcia**.
- Dec. 24** Signed head coach **Kevin McHale** to contract extension.
- Dec. 26** Signed free agent **Josh Smith**, waived **Tarik Black**.

## 2015

- Feb. 19** Acquire **K.J. McDaniels** from Philadelphia in exchange for **Isaiah Canaan** and 2nd round pick.
- Feb. 19** Acquire **Pablo Prigioni** from New York in exchange for **Alexey Shved** and multiple 2nd round picks.
- Jun. 25:** Selected **Sam Dekker** (18th overall) and **Montrezl Harrell** (32nd overall) in the 2015 NBA Draft.
- Jul. 9:** Re-signed **Patrick Beverley**.
- Jul. 14:** Re-signed **Corey Brewer**.
- Jul. 20:** Acquired **Ty Lawson** and a 2017 second round pick from Denver in exchange for **Joey Dorsey**, **Nick Johnson**, **Kostas Papanikolaou**, **Pablo Prigioni**, Houston's lottery-protected 2016 first-round pick and cash considerations.
- Jul. 21:** Re-signed **K.J. McDaniels**.
- Jul. 25:** Signed free agent **Marcus Thornton**.
- Aug. 24:** Re-signed free agent **Jason Terry**.
- Sep. 21:** Signed free agents **Will Cummings**, **Denzel Livingston**, **Joshua Smith** and **Chris Walker**.
- Sep. 28:** Signed free agent **Jeremy Tyler**.
- Oct. 13:** Claimed **Arsalan Kazemi** off waivers.
- Oct. 23:** Waived **Will Cummings**, **Denzel Livingston**, **Jeremy Tyler** and **Chris Walker**.
- Oct. 24:** Waived **Arsalan Kazemi** and **Joshua Smith**.
- Nov. 1:** Signed free agent **Chuck Hayes**.
- Nov. 8:** Waived **Chuck Hayes**.
- Nov. 18:** Relieved **Kevin McHale** of his head coaching duties and named **J.B. Bickerstaff** interim head coach and **Chris Finch** associate head coach.

## 2016

- Jan. 22:** Acquired **Josh Smith** via trade from the L.A. Clippers for along with the rights to **Sergei Lishouk** and cash considerations in exchange for the rights to **Maarty Leunen**.
- Feb. 18:** Filed three-way trade with Detroit and Philadelphia in which Rockets traded **Donatas Motiejunas** and **Marcus Thornton** to the Pistons and Denver's 2017 second round pick to the Sixers and received a protected 2016 first round pick from Detroit and the draft rights to **Chukwudiebere Maduabum** from Philly [Trade rescinded by Detroit on 2/22].
- Feb. 26:** Waived guard **Marcus Thornton**.
- Mar. 2:** Waived guard **Ty Lawson**.
- Mar. 4:** Signed free agent **Michael Beasley**.
- Mar. 9:** Signed free agent **Andrew Goudelock**.
- June 1:** Named **Mike D'Antoni** head coach.
- Jun 23:** Selected **Chinanu Onuaku** (37th overall) and **Zhou Qi** (43rd overall) in the 2016 NBA Draft.
- July 9:** Waived **Andrew Goudelock**... Signed free agents **Ryan Anderson** and **Eric Gordon**... Signed **James Harden** to four-year contract extension.

- July 20:** Signed free agent **Nene**... Signed rookie **Chinanu Onuaku**.
- July 29:** Signed free agent **Pablo Prigioni**.
- Sep. 22:** Acquired **Tyler Ennis** from Milwaukee in exchange for **Michael Beasley**.
- Sep. 23:** Signed free agents **Bobby Brown**, **Gary Payton II**, **Isaiah Taylor** and **Kyle Wiltjer**.
- Sep. 30:** Signed free agent **P.J. Hairston**.
- Oct. 16:** Waived **Isaiah Taylor**.
- Oct. 22:** Signed **Le'Bryan Nash**.
- Oct. 24:** Waived **P.J. Hairston**, **Le'Bryan Nash**, **Gary Payton II** and **Pablo Prigioni**.
- Dec. 5:** Matched Brooklyn's offer sheet for restricted free agent **Donatas Motiejunas**... Waived **Bobby Brown**.
- Dec. 9:** Withdrew offer sheet for restricted free agent **Donatas Motiejunas**.
- Dec. 15:** Renounced rights to restricted free agent **Donatas Motiejunas**.

## 2017

- Feb. 23:** Acquired **Lou Williams** from the L.A. Lakers in exchange for **Corey Brewer** and a first round pick... traded **K.J. McDaniels** to Brooklyn for cash considerations... traded **Tyler Ennis** and the rights to **Brad Newley** to the Lakers in exchange for **Marcelo Huertas**.
- Feb. 25:** Waived **Marcelo Huertas**.
- Feb. 27:** Signed **Isaiah Taylor**.
- Mar. 10:** Signed **Troy Williams** to a 10-day contract.
- Mar. 20:** Signed **Troy Williams** for remainder of season.
- June 21:** Signed General Manager **Daryl Morey** to a four-year contract extension.
- June 22:** Selected **Isaiah Hartenstein** with the 43rd overall pick in the 2017 NBA Draft... Traded the draft rights to **Dillon Brooks** (45th overall) to Memphis in exchange for a future second round pick.
- June 28:** Acquired **Ryan Kelly** from Atlanta in exchange for cash considerations... Acquired **DeAndre Liggins** from Dallas exchange for cash considerations... Acquired **Darun Hilliard** from Detroit in exchange for cash considerations... Acquired **Shawn Long** from Philadelphia in exchange for a future second round pick and cash considerations... Acquired **Tim Quarterman** from Portland in exchange for cash considerations... Acquired **Chris Paul** from the L.A. Clippers in exchange for **Patrick Beverley**, **Sam Dekker**, **Montrezl Harrell**, **Hilliard**, **Liggins**, **Lou Williams**, **Kyle Wiltjer**, a future first round pick and cash considerations.
- July 6:** Signed **P.J. Tucker** and **Zhou Qi**.
- July 7:** Waived **Ryan Kelly**.
- July 8:** Signed **James Harden** to a four-year contract extension... Signed rookie free agent **Cam Oliver**.
- July 17:** Signed free agent **Tarik Black**.
- July 19:** Signed free agent **Luc Mbah a Moute**.
- July 25:** Re-signed free agent **Troy Williams**.
- July 30:** Waived **Jarrod Uthoff**.
- Aug. 21:** Signed **Demetrius Jackson** to a two-way contract.
- Sep. 22:** Signed free agent **Chris Johnson**.
- Sep. 25:** Re-signed free agent **Bobby Brown**.
- Sep. 26:** Waived **Shawn Long**.
- Sep. 27:** Signed free agent **George de Paula**.
- Oct. 6:** **Tilman J. Fertitta** purchases franchise from **Leslie Alexander**.
- Oct. 13:** Waived **George de Paula**, **Chris Johnson**, **Tim Quarterman**, and **Isaiah Taylor**... Signed **Danuel House, Jr.**
- Oct. 15:** Waived **Danuel House, Jr.** and **Cam Oliver**.
- Oct. 24:** Signed **Briante Weber** to a two-way contract.
- Oct. 25:** Signed free agent **Isaiah Canaan**.
- Oct. 28:** Waived **Isaiah Canaan**.
- Dec. 28:** Signed **Gerald Green**.
- 2018**
- Jan. 5:** Waived **Bobby Brown**.
- Jan. 6:** Terminated **Demetrius Jackson's** two-way contract and signed him to a 10-day contract.
- Jan. 14:** Signed **R.J. Hunter** to a two-way contract.

# Dates & Deals

**Jan. 15:** Signed **Markel Brown** to a two-way contract and waived **Brianté Weber**.  
**Feb. 9:** Signed free agent **Bobby Brown**.  
**Feb. 12:** Signed free agent **Brandon Wright**; waived **Bobby Brown**.  
**Feb. 14:** Signed free agent **Joe Johnson**; waived **Troy Williams**.  
**Mar. 23:** Waived **Brandon Wright** and signed **Le'Bryan Nash** to a 10-day contract.  
**Mar. 30:** Released **Le'Bryan Nash** and signed **Tim Quarterman**.  
**Apr. 11:** Waived **Tim Quarterman** and signed **Aaron Jackson**.  
**June 21:** Selected **De'Anthony Melton** with the 46th overall pick in the 2018 NBA Draft... Acquired the rights to **Vincent Edwards**, the 52nd overall pick in the draft, from Utah in exchange for cash considerations.  
**June 27:** Exercised the fourth-year option on **Mike D'Antoni's** contract.  
**June 28:** Exercised the 2018-19 team option for **Aaron Jackson**.  
**July 5:** Signed rookie free agent **Gary Clark** and rookie **Vincent Edwards**... Waived **Aaron Jackson**.  
**July 6:** Signed free agent **Michael Carter-Williams**.  
**July 8:** Re-signed **Chris Paul**.  
**July 9:** Re-signed **Gerald Green**.  
**July 13:** Signed free agent **James Ennis**.  
**July 25:** Signed **Isaiah Hartenstein**.  
**July 27:** Re-signed **Clint Capela**.  
**Aug. 2:** Traded **Chinanu Onuaku** and cash considerations to Dallas in exchange for the rights to **Maarty Leunen**; the Mavericks also received the rights to swap a protected future second round pick with Houston.  
**Aug. 10:** Signed **Rob Gray**.  
**Aug. 13:** Signed **Carmelo Anthony**.  
**Aug. 18:** Waived **R.J. Hunter**.  
**Aug. 20:** Signed **Bruno Caboclo**.  
**Aug. 31:** Traded **Ryan Anderson** and **De'Anthony Melton** to Phoenix in exchange for **Marquese Chriss** and **Brandon Knight**.  
**June 21:** Selected **De'Anthony Melton** with the 46th overall pick in the 2018 NBA Draft... Acquired the rights to **Vincent Edwards**, the 52nd overall pick in the draft, from Utah in exchange for cash considerations.  
**June 27:** Exercised the fourth-year option on **Mike D'Antoni's** contract.  
**June 28:** Exercised team option for **Aaron Jackson**.  
**July 5:** Signed **Vincent Edwards** and rookie free agent **Gary Clark**... Waived **Aaron Jackson**.  
**July 6:** Signed free agent **Michael Carter-Williams**.  
**July 8:** Re-signed **Chris Paul**.  
**July 9:** Re-signed **Gerald Green**.  
**July 13:** Signed free agent **James Ennis**.  
**July 25:** Signed **Isaiah Hartenstein**.  
**July 27:** Re-signed **Clint Capela**.  
**Aug. 2:** Traded **Chinanu Onuaku** and cash considerations to Dallas in exchange for the rights to **Maarty Leunen**; the Mavericks also received the rights to swap a protected future second round pick with Houston.  
**Aug. 10:** Signed **Rob Gray**.  
**Aug. 13:** Signed **Carmelo Anthony**.  
**Aug. 18:** Waived **R.J. Hunter**.  
**Aug. 20:** Signed **Bruno Caboclo**.  
**Aug. 31:** Traded **Ryan Anderson** and **De'Anthony Melton** to Phoenix in exchange for **Marquese Chriss** and **Brandon Knight**.  
**Oct. 8:** Waived **Rob Gray**.  
**Oct. 9:** Signed **Brandon Sampson**.  
**Oct. 10:** Signed **Angel Rodriguez**.  
**Oct. 12:** Signed **Tim Bond**... Signed and waived **Alessandro Gentile**.  
**Oct. 13:** Waived **Tim Bond**, **Bruno Caboclo**, **Angel Rodriguez**, and **Brandon Sampson**.  
**Nov. 26:** Signed **Danuel House Jr.**  
**Dec. 4:** Waived **Danuel House Jr.**  
**Dec. 6:** Signed **Danuel House, Jr.** to a two-way contract and converted **Gary Clark's** two-way contract into a standard contract.  
**Dec. 17:** Waived **Zhou Qi**.  
**Dec. 24:** Signed **Austin Rivers**.

## 2019

**Jan. 7:** Traded **Michael Carter-Williams** and cash considerations to Chicago in exchange for a future conditional second round pick.  
**Jan. 16:** Signed **James Nunnally** to a 10-day contract.  
**Jan. 21:** Waived **James Nunnally** and signed free agent **Kenneth Faried**.  
**Jan. 22:** Traded **Carmelo Anthony**, cash considerations, and the rights to **Jon Diebler** to Chicago in exchange for the rights to **Tadija Dragičević**.  
**Feb. 7:** As part of a three-team trade with Cleveland and Sacramento, acquired **Iman Shumpert** from the Kings and **Wade Baldwin IV**, **Nik Stauskas**, and a 2021 second round pick from Cleveland while sending a 2020 second round pick to the Kings and **Marquese Chriss**, **Brandon Knight** and a 2019 first round pick to Cleveland... Traded **Baldwin IV**, **Stauskas** and the 2021 second round pick acquired from Cleveland were then traded to Indiana along with the rights to **Maarty Leunen** in exchange for cash considerations... Traded **James Ennis** to Philadelphia for the right to swap for the more favorable 2021 second round pick.  
**Feb. 22:** Signed **Terrence Jones** and **Chris Chiozza** to 10-day contracts.  
**March 4:** Signed **Terrence Jones** to a second 10-day contract.  
**March 13:** Converted **Danuel House Jr.'s** two-way contract into a standard contract.  
**March 23:** Signed **Chris Chiozza**.  
**March 26:** Claimed **Trevon Duval** off waivers as a two-way player.  
**Apr. 7:** Signed **Michael Frazier**.  
**June 12:** Claimed **DeYonta Davis** off waivers from Atlanta.  
**July 3:** Signed **Chris Clemons**, **William McDowell-White** and **Shamorie Ponds**.  
**July 16:** Traded **Chris Paul** along with two future first round picks and other draft considerations to Oklahoma City in exchange for **Russell Westbrook**.  
**July 17:** Re-signed **Danuel House Jr.** and **Austin Rivers**.  
**July 18:** Signed free agent **Tyson Chandler**.  
**July 22:** Re-signed **Gerald Green**.  
**July 23:** Signed free agent **Ben McLemore**.  
**July 25:** Signed free agent **Anthony Bennett**.  
**July 30:** Waived **Chris Chiozza** and **DeYonta Davis**.  
**Aug. 31:** Re-signed **Eric Gordon**.  
**Sept. 6:** Re-signed **Nene**.  
**Sept. 23:** Signed free agent **Jaron Blossomgame**.  
**Sept. 27:** Waived **William McDowell-White** and signed free agent **Ryan Anderson**.  
**Oct. 10:** Waived **Anthony Bennett**.  
**Oct. 11:** Claimed **Ray Spalding** off waivers.

# The Last Time

## Individual

### Rockets player with 50 points

3/30/19 vs. Sacramento – James Harden (50)

### Opponent with 50 points

4/11/14 at Minnesota – Corey Brewer (51)

### Rockets player with 40 points

3/30/19 vs. Sacramento – James Harden (50)

### Opponent with 40 points

3/11/19 vs. Charlotte – Kemba Walker (40)

### Rockets player with triple-double

3/30/19 vs. Sac. – James Harden (50 pt, 11 reb, 10 ast)

### Opponent with triple-double

4/9/19 at Oklahoma City – (29 pt, 12 reb, 10 ast)

### Rockets player with 30 point-20 rebound game

1/18/16 at L.A. Clippers – Dwight Howard (36 pt, 26 reb.)

### Opponent with 30 point-20 rebound game

2/25/17 vs. Minnesota – Karl-Anthony Towns (37 pt, 22 reb)

### Rockets player with 20 point-20 rebound game

1/3/19 at Golden State – Clint Capela (29 pt, 21 reb)

### Opponent with 20 point-20 rebound game

1/16/19 vs. Brooklyn – Jarret Allen (20 pt, 24 reb)

### Rockets player with 30 rebounds

11/2/96 at Phoenix – Charles Barkley (33)

### Opponent with 30 rebounds

2/21/95 vs. San Antonio – Dennis Rodman (30)

### Rockets player with 20 rebounds

1/5/19 at Portland – Clint Capela (21 reb)

### Opponent with 20 rebounds

1/16/19 vs. Brooklyn – Jarret Allen (24 reb)

### Rockets player with 20 point-15 assist game

2/23/19 at Golden State – James Harden (23 pt, 17 ast)

### Opponent with 20 point-15 assist game

3/22/16 at OKC – Russell Westbrook (21 pt, 15 ast)

### Rockets player with 20 assists

1/25/83 vs. New Jersey – Allen Leavell (22)

### Opponent with 20 assists

3/30/96 vs. Portland – Rod Strickland (20)

### Rockets player with 15 assists

2/23/19 at Golden State – James Harden (17 ast)

### Opponent with 15 assists

4/12/17 vs. Minnesota – Kris Dunn (16 ast)

### Rockets player perfect from the field (min. 8 attempts)

4/9/17 at Sacramento – Clint Capela (8-8)

### Opponent perfect from the field (min. 8 attempts)

3/16/16 vs. L.A. Clippers – DeAndre Jordan (8-8)

### Rockets player with 20-plus free throws made

1/23/19 at New York – James Harden (22)

### Opponent with 20-plus free throws made

3/22/08 at Phoenix – Amar'e Stoudemire (20)

### Rockets player with 8-plus 3-pointers made

10/24/18 vs. Phoenix – Eric Gordon (8)

### Opponent with 8-plus 3-pointers made

2/25/19 vs. Atlanta – Trae Young (8)

### Rockets player with 7-plus steals

10/24/18 vs. Utah – P.J. Tucker (7)

### Opponent with 7-plus steals

1/10/16 vs. Indiana – Paul George 11/0/16

### Rockets player with 10-plus blocks

4/13/96 vs. Dallas – Hakeem Olajuwon (10)

### Opponent with 10-plus blocks

11/4/73 at L.A. Lakers – Elmore Smith (14)

## Team

### Won by 40-plus points

1/28/13 at Utah (+45, 125-80)

### Lost by 40-plus points

3/7/99 at Portland (-40, 71-111)

### Rockets scored 150-plus points

1/10/91 at Denver (W, 126-133)

### Opponent scored 150-plus points

4/11/95 vs. Dallas (L-2OT, 147-156)

### Rockets scored 140-plus points

4/7/19 vs. Phoenix (W149-113)

### Opponent scored 140-plus points

1/16/19 vs. Brooklyn (L142-145 OT)

### Rockets scored 80-plus points in half

11/16/07 at Phoenix (90, 1st)

### Opponent scored 70-plus points in half

2/1/19 at Denver (83, 1st)

### Rockets scored fewer than 30 points in half

12/3/18 at Minnesota (29, 2nd)

### Opponent scored fewer than 30 points in half

11/6/14 vs. San Antonio (29, 1st)

### Rockets had 60-plus rebounds

3/1/17 at L.A. Clippers (62)

### Opponent had 60-plus rebounds

3/26/19 at Milwaukee (60)

### Rockets had 40-plus assists

12/14/16 vs. Sacramento (40)

### Opponent had 40-plus assists

4/6/13 at Denver (40)

### Rockets had 15-plus steals

2/2/19 at Utah (15)

### Opponent had 15-plus steals

12/6/18 at Utah (16)

### Rockets had 15-plus blocks

11/13/13 at Philadelphia (15, OT)

### Opponent had 15-plus blocks

11/7/92 vs. Seattle (15)

### Rockets had 3 30-point scorers in a game

2/26/10 vs. S.A. – K. Martin (33), A. Brooks (31), L. Scولا (30)

### Opponent had 3 30-point scorers in a game

3/27/11 at Miami – L. James (33), C. Bosh (31), D. Wade (30)

### Rockets had 4 20-point scorers in a game

11/2/18 – Chris Paul (32), Carmelo Anthony (28), Clint Capela (22), Eric Gordon (21))

### Opponent had 4 20-point scorers in a game

1/16/19 vs. Brooklyn – Spencer Dinwiddie (33), DeMarre Carroll (22), Treveon Graham (21), Jarrett Allen (20)

### Rockets had only one player in double-digit scoring

1/9/13 at New Orleans – James Harden (25)

### Opponent had only one player in double-digit scoring

1/26/07 vs. Portland – Zach Randolph (13)

### Rockets with 3 players with a double-double

3/19/19 at Atlanta – J. Harden (31 pt, 10 ast), C. Capela (26 pt, 11 reb), C. Paul (13 pt, 11 ast)

### Opponent with 3 players with a double-double

10/17/18 vs. New Orleans – A. Davis (32 pt, 16 reb), N. Mirotic (30 pt, 10 reb), E. Payton (10 pt, 10 ast, 10 reb)

### Rockets with 2 players with double-digit assists

4/2/19 – J. Harden (10), C. Paul (12)

### Opponent with 2 players with double-digit assists

4/6/13 at Denver – Andre Iguodala (14), Andre Miller (12)

# Rockets in the Draft

## 1967

### Rd. Player, College

1. Pat Riley, Kentucky
2. Bob Netolicky, Drake
3. Richie Moore, Hiram Scott (NE)
3. Nick Jones, Oregon
4. Ron Kozlicki, Northwestern
4. Craig Dill, Michigan
5. Herb McPherson, Murray State
6. Robert Cole, Saint Louis
7. Elbert Miller, Nevada-Las Vegas
8. Al Grundy, St. Joseph's (PA)
9. Ron Coleman, Missouri
10. John Duncan, Murray State
11. Al Ratzutis, California-Western
12. Martin Navia, New Mexico-Highlands
13. Bob Chlupsa, Manhattan
14. John Tolbert, South Carolina A&T

## 1968

1. Elvin Hayes, Houston
2. John Q. Trapp, Nevada-Las Vegas
3. Stu Lantz, Nebraska
4. Harry Barnes, Northeastern
5. Glen Combs, Virginia Tech
6. Eldridge Webb, Tulsa
7. Rick Adelman, Loyola-Marymount
8. Aaron Sellers, Jackson State
9. John Schetzsie, Ashland
10. Mike Butler, Memphis State
11. Sonny Epps, Clark (GA)
12. Ray Manning, Lane (TN)
13. Dave Miller, San Diego State
14. Chuck Caldwell, Missouri-St. Louis
15. Bill Corley, Connecticut
16. Marshall Evans, Lincoln
17. William Gaines, East Texas State
18. Hal Grant, Pepperdine

## 1969

1. Bobby Smith, Tulsa
2. Bernie Williams, LaSalle
3. Charles Bonaparte, Norfolk State
4. Johnny Allen, Bethune-Cookman
5. Charles Hentz, Arkansas A&M
6. Bob Tallent, George Washington
7. Lynn Shackelford, UCLA
8. Bill DeHeer, Indiana
9. Larry Cheatham, Tulsa
10. Lee Sims, Ashland
11. Justis Thigpen, Weber State
12. Raul Duarte, South Dakota State
13. Joe McBride, Augusta
14. Mike Heckman, UC Irvine
15. Jerry Nickens, Tougaloo
16. Dick Groves, San Jose State
17. Steve Howell, Ohio State
18. Joe Pridgen, North Carolina State
19. Blaine Royer, Illinois State

## 1970

1. Rudy Tomjanovich, Michigan
2. Calvin Murphy, Niagara
3. Curtis Perry, SW Missouri
4. Jody Finney, Ohio State
5. Jim Gilbert, Adams State
6. Mike Kretzer, East Tennessee
7. Bill Paultz, St. John's
8. Don Adams, Northwestern
9. Jim Gottschall, Dayton
10. Toke Coleman, Eastern Kentucky

11. Ron Belton, Bellarmine
12. Jim Brooks, Nebraska
13. Harry Lozon, Old Dominion
14. Clyde Otis, Aurora (IL)
15. Jay Bond, Washington
16. Dean Elofson, Wayne State
17. Dennis Dickens, Azusa-Pacific
18. Jeff Cunningham, UC Irvine

## 1971

### Rd. Player, College

1. Cliff Meely, Colorado
2. Mike Newlin, Utah
3. Tom Owens, South Carolina
4. Rudy Benjamin, Michigan State
5. Greg Nelson, Jacksonville
6. Gary Reist, Rice
7. Eric Hill, Minnesota
8. Rick Katherman, Duke
9. Willie Cherry, Denver
10. Calvin Oliver, Pan American
11. Doug Rex, UC Santa Barbara
12. Chris Schrobilgen, Southern Cal
13. Lee McCullough, Indiana State (PA)
14. Gene Robertson, Canisius
15. Bill Quigg, Gonzaga
16. Leonard Jackson, Oregon
17. Steve Sims, Pepperdine
18. Carlos Quintinar, Mexico
19. Gary Schneider, San Diego State

## 1972

2. John Gianelli, Pacific
3. Eric McWilliams, Long Beach State
4. Wil Robinson, West Virginia
5. James Silas, Stephen F. Austin
6. Mike Collins, Seattle
7. Mike Jackson, Los Angeles State
8. Henry Harris, Auburn

## 1973

1. Ed Ratleff, Long Beach State
2. E.C. Coleman, Houston Baptist
4. Lee Colburn, South Dakota State
5. Gary Rhoades, Colorado State
6. Tom Peck, Wisconsin-Eau Claire
8. John Thomas, Missouri Southern

## 1974

1. Bobby Jones, North Carolina
2. Gus Bailey, Texas-El Paso
3. Robert Wilson, Iowa State
4. Larry Robinson, Texas
5. Owen Wells, Detroit
6. Lawrence Johnson, Prairie View A&M
7. Kevin Fitzgerald, Oklahoma State
8. Steve Brooks, Arkansas State
9. Ken Stallings, Missouri-Rolla
10. Marcus Washington, Marquette

## 1975

1. Joe Meriweather, Southern Illinois
2. Jim Blanks, Garner-Webb
3. Rudy White, Arizona State
4. Ken Smith, Tulsa
5. Rick Whitlow, Illinois State
6. William Johnson, Texas Tech
7. Nate Barnett, Akron
8. Leon Johnson, Centenary

# Rockets in the Draft

## 1976

1. John Lucas, Maryland
2. Phil Hicks, Tulane
3. Barnes Hauptfuehrer, Princeton
4. Hercle Ivy, Iowa State
5. David Marrs, Houston
6. Robert Paige, Houston Baptist
7. Barry Davis, Texas A&M
8. Dan Krueger, Texas

## 1977

2. Larry Moffett, Nevada-Las Vegas
2. Robert Reid, St. Mary's (TX)
3. Phil Bond, Louisville
4. Rocky Smith, Oregon State
5. Ed Thompson, Idaho State

## 1978

2. Buster Matheny, Utah
3. Billy Ray Bates, Kentucky State
4. Jackie Robinson, Nevada-Las Vegas
4. Joel Thompson, Michigan
5. Gary Goodney, Texas
6. Eddie Joe Chavez, Santa Clara
7. Stan Stewart, Loyola-Marymount

## 1979

1. Lee Johnson, East Texas State
2. Paul Mokeski, Kansas
3. Ricardo Brown, Pepperdine
4. Sammy Drummer, Georgia Tech
4. Lionel Green, Louisiana State
5. Allen Leavell, Oklahoma City

## 1980

2. John Stroud, Mississippi
2. Terry Stotts, Oklahoma
2. Billy Williams, Clemson
4. Dean Hunger, Utah State
5. Albert Jones, New Mexico State
6. Everette Jefferson, New Mexico
7. Joe Nehls, Arizona
8. Rosie Barnes, Bowling Green

## 1981

2. Ed Turner, Texas A&I
4. Larry Spriggs, Howard
5. Hasan Houston, Bradley
6. Fred Cowan, Kentucky
7. Joe Faine, Bowling Green
8. Stanley Brewer, West Georgia

## 1982

1. Terry Teagle, Baylor
2. Jeff Taylor, Texas Tech
3. Chuck Nevitt, North Carolina State
4. Andrew Gaddy, George Mason
5. Jeff Schneider, Virginia Tech
6. Donald Wilson, NE Louisiana
7. Mike Helms, Wake Forest
8. Dan Callandrillo, Seton Hall

## 1983

1. Ralph Sampson, Virginia
1. Rodney McCray, Louisville
3. Craig Ehlo, Washington State
4. Darrell Browder, Texas Christian
5. Chuck Barnett, Oklahoma
6. Jim Stack, Northwestern
7. Brian Kellerman, Idaho
8. Jeff Boldring, Arkansas State
9. James Campbell, Oklahoma State

## 1984

### Rd. Player, College

1. Hakeem Olajuwon, Houston
3. Jim Petersen, Minnesota
4. Willie Jackson, Centenary
5. Al McClain, New Hampshire
7. Joedy Gardner, Long Beach State
8. Greg Wolff, Angelo State
9. Bill Coon, Presbyterian
10. Robert Turner, Canisius

## 1985

1. Steve Harris, Tulsa
2. Sam Mitchell, Mercer
3. Michael Payne, Iowa
4. Michael Brooks, Tennessee
6. Sam Potter, Oral Roberts
7. Don Turney, Marshall

## 1986

1. Buck Johnson, Alabama
2. Dave Feitl, Texas-El Paso
3. Anthony Bowie, Oklahoma
4. Conner Henry, UC Santa Barbara
5. Andrew Banks, Iowa
6. Robert Worthy, Dyke (OH)
7. Rick Olson, Wisconsin

## 1987

2. Doug Lee, Purdue
4. Joe Niego, Lewis (IL)
5. Andre LaFleur, Northeastern
6. Fred Jenkins, Tennessee
7. Clarence Grier, Campbell

## 1988

1. Derrick Chievous, Missouri

## 1989

None

## 1990

1. Alec Kessler, Georgia

## 1991

1. John Turner, Phillips
2. Keith Hughes, Rutgers
2. Zan Tabak, Croatia

## 1992

1. Robert Horry, Alabama
2. Ron "Popeye" Jones, Murray State
2. Curtis Blair, Richmond

## 1993

1. Sam Cassell, Florida State
2. Richard Petruska, UCLA
2. Marcelo Nicola, Argentina

## 1994

2. Albert Burditt, Texas

## 1995

2. Erik Meek, Duke

## 1996

2. Othella Harrington, Georgetown
2. Randy Livingston, Louisiana State
2. Terrell Bell, Georgia

# Rockets in the Draft

## 1997

1. Rodrick Rhodes, Southern California
2. Serge Zwikker, North Carolina

## 1998

1. Michael Dickerson, Arizona
1. Bryce Drew, Valparaiso
1. Mirsad Turkcan, Turkey
2. Cuttino Mobley, Rhode Island

## 1999

1. Kenny Thomas, New Mexico
2. Tyrone Washington, Mississippi State
2. Venson Hamilton, Nebraska

## 2000

1. Joel Przybilla, Minnesota
2. Eduardo Najera, Oklahoma

## 2001

1. Richard Jefferson, Arizona
1. Jason Collins, Stanford
1. Brandon Armstrong, Pepperdine

## 2002

1. Yao Ming, China
1. Bostjan Nachbar, Slovenia
2. Tito Maddox, Fresno State

## 2003

2. Malick Badiane, Senegal

## 2004

2. Luis Flores, Manhattan

## 2005

1. Luther Head, Illinois

## 2006

1. Rudy Gay, Connecticut
2. Steve Novak, Marquette

## 2007

1. Aaron Brooks, Oregon
2. Brad Newley, Australia

## 2008

1. Nicolas Batum, France
2. Maarty Leunen, Oregon

## 2009

None

## 2010

1. Patrick Patterson, Kentucky

## 2011

1. Marcus Morris, Kansas
1. Nikola Mirotic, Montenegro
2. Chandler Parsons, Florida

## 2012

1. Jeremy Lamb, Connecticut
1. Royce White, Iowa State
1. Terrence Jones, Kentucky

## 2013

2. Isaiah Canaan, Murray State

## 2014

1. Clint Capela, Switzerland
2. Nick Johnson, Arizona
2. Alessandro Gentile, Italy

## 2015

1. Sam Dekker, Wisconsin
2. Montrezl Harrell, Louisville

## 2016

2. Chinanu Onuaku, Louisville
2. Zhou Qi, China

## 2017

2. Isaiah Hartenstein, USA/Germany
2. Dillon Brooks, Oregon

## 2018

2. De'Anthony Melton, USC

## 2019

None



# Rockets Starting Lineups

(Number of Games Started in Parentheses)



			<b>First Game</b>	<b>1971-72</b>	<b>Last Game</b>
			Don Adams	F	Greg Smith
			Rudy Tomjanovich	F	Rudy Tomjanovich
			Elvin Hayes	C	Elvin Hayes
			Stu Lantz	G	Stu Lantz
			Larry Siegfried	G	Calvin Murphy
			<b>First Game</b>	<b>1972-73</b>	<b>Last Game</b>
			Jack Marin	F	Jack Marin
			Rudy Tomjanovich	F	Rudy Tomjanovich
			Otto Moore	C	Otto Moore
			Mike Newlin	G	Mike Newlin
			Jimmy Walker	G	Jimmy Walker
			<b>First Game</b>	<b>1973-74</b>	<b>Last Game</b>
			Jack Marin	F	Ron Riley
			Rudy Tomjanovich	F	Rudy Tomjanovich
			Otto Moore	C	Zaid Abdul-Aziz
			Calvin Murphy	G	Calvin Murphy
			Mike Newlin	G	Ed Ratleff
			<b>First Game</b>	<b>1974-75</b>	<b>Last Game</b>
			Cliff Meely	F	Ed Ratleff
			Rudy Tomjanovich	F	Rudy Tomjanovich
			Zaid Abdul-Aziz	C	Kevin Kunnert
			Mike Newlin	G	Mike Newlin
			Dave Wohl	G	Calvin Murphy
			<b>First Game</b>	<b>1975-76</b>	<b>Last Game</b>
			Ed Ratleff	F	Ed Ratleff
			Rudy Tomjanovich	F	Rudy Tomjanovich
			Kevin Kunnert	C	Kevin Kunnert
			Calvin Murphy	G	Calvin Murphy
			Mike Newlin	G	Mike Newlin
			<b>First Game</b>	<b>1976-77</b>	<b>Last Game</b>
			John Johnson	F	Moses Malone
			Rudy Tomjanovich	F	Rudy Tomjanovich
			Kevin Kunnert	C	Kevin Kunnert
			Calvin Murphy	G	Calvin Murphy
			Mike Newlin	G	John Lucas
			<b>First Game</b>	<b>1977-78</b>	<b>Last Game</b>
			Moses Malone	F	Alonzo Bradley
			Rudy Tomjanovich	F	Robert Reid
			Kevin Kunnert	C	Kevin Kunnert
			John Lucas	G	John Lucas
			Calvin Murphy	G	Calvin Murphy
			<b>First Game</b>	<b>1978-79</b>	<b>Last Game</b>
			Rick Barry	F	Rick Barry
			Rudy Tomjanovich	F	Rudy Tomjanovich
			Moses Malone	C	Moses Malone
			Robert Reid	G	Mike Newlin
			Calvin Murphy	G	Calvin Murphy
			<b>First Game</b>	<b>1979-80</b>	<b>Last Game</b>
			Robert Reid	F	Robert Reid
			Rudy Tomjanovich	F	Billy Paultz
			Moses Malone	C	Moses Malone
			Tom Henderson	G	Tom Henderson
			Calvin Murphy	G	Calvin Murphy
			<b>First Game</b>	<b>1980-81</b>	<b>Last Game</b>
			Robert Reid	F	Robert Reid
			Rudy Tomjanovich	F	Billy Paultz
			Moses Malone	C	Moses Malone
			Tom Henderson	G	Tom Henderson
			Calvin Murphy	G	Mike Dunleavy
<b>First Game</b>	<b>1967-68</b>	<b>Last Game</b>			
Johnny Green	F	Dave Gambee			
Don Kojis	F	Toby Kimball			
John Block	C	Henry Finkel			
John Barnhill	G	John Barnhill			
Jon McGlocklin	G	Jim Barnett			
<b>First Game</b>	<b>1968-69</b>	<b>Last Game</b>			
John Block	F	John Block			
Don Kojis	F	Don Kojis			
Elvin Hayes	C	Elvin Hayes			
Jim Barnett	G	Rick Adelman			
Pat Riley	G	Stu Lantz			
<b>First Game</b>	<b>1969-70</b>	<b>Last Game</b>			
John Block	F	John Block			
Don Kojis	F	Toby Kimball			
Elvin Hayes	C	Elvin Hayes			
Stu Lantz	G	Stu Lantz			
Art Williams	G	Pat Riley			
<b>First Game</b>	<b>1970-71</b>	<b>Last Game</b>			
John Block	F	Don Adams			
Toby Kimball	F	John Trapp			
Elvin Hayes	C	Elvin Hayes			
Stu Lantz	G	Stu Lantz			
Larry Siegfried	G	Larry Siegfried			

# Rockets Starting Lineups

First Game	1981-82	Last Game	First Game	1991-92	Last Game
Elvin Hayes	F	Elvin Hayes	Matt Bullard (7)	F	Buck Johnson (69)
Robert Reid	F	Robert Reid	Otis Thorpe	F	Otis Thorpe (82)
Moses Malone	C	Moses Malone	Hakeem Olajuwon	C	Hakeem Olajuwon (69)
Mike Dunleavy	G	Tom Henderson	Vernon Maxwell	G	Vernon Maxwell (80)
Tom Henderson	G	Allen Leavell	Sleepy Floyd (3)	G	Kenny Smith (80)
First Game	1982-83	Last Game	First Game	1992-93	Last Game
Elvin Hayes	F	Elvin Hayes	Matt Bullard (4)	F	Carl Herrera (12)
Wally Walker	F	Wally Walker	Robert Horry (79)	F	Otis Thorpe (69)
Caldwell Jones	C	Caldwell Jones	Hakeem Olajuwon	C	Hakeem Olajuwon (82)
Joe Bryant	G	Allen Leavell	Vernon Maxwell (68)	G	Winston Garland (4)
Allen Leavell	G	Terry Teagle	Kenny Smith	G	Kenny Smith (82)
First Game	1983-84	Last Game	First Game	1993-94	Last Game
Caldwell Jones	F	Rodney McCray	Robert Horry	F	Robert Horry (81)
Wally Walker	F	Ralph Sampson	Otis Thorpe	F	Otis Thorpe (82)
Ralph Sampson	C	Elvin Hayes	Hakeem Olajuwon	C	Hakeem Olajuwon (80)
Phil Ford	G	Phil Ford	Vernon Maxwell (73)	G	Sam Cassell (6)
Lewis Lloyd	G	Lewis Lloyd	Kenny Smith	G	Kenny Smith (78)
First Game	1984-85	Last Game	First Game	1994-95	Last Game
Rodney McCray	F	Rodney McCray	Robert Horry	F	Robert Horry (81)
Ralph Sampson	F	Ralph Sampson	Otis Thorpe (35)	F	Chucky Brown (14)
Hakeem Olajuwon	C	Hakeem Olajuwon	Hakeem Olajuwon (72)	C	Pete Chilcutt (17)
Lewis Lloyd	G	Lewis Lloyd	Vernon Maxwell (54)	G	Clyde Drexler (34)
John Lucas	G	Lionel Hollins	Kenny Smith	G	Kenny Smith (81)
First Game	1985-86	Last Game	First Game	1995-96	Last Game
Rodney McCray	F	Rodney McCray (82)	Robert Horry (71)	F	Mario Elie (16)
Ralph Sampson	F	Hakeem Olajuwon (68)	Chucky Brown	F	Chucky Brown (82)
Hakeem Olajuwon	C	Ralph Sampson (76)	Hakeem Olajuwon	C	Hakeem Olajuwon (72)
Lewis Lloyd	G	Lewis Lloyd (82)	Clyde Drexler (51)	G	Sam Mack (20)
John Lucas (65)	G	Robert Reid (5)	Kenny Smith	G	Kenny Smith (56)
First Game	1986-87	Last Game	First Game	1996-97	Last Game
Rodney McCray	F	Rodney McCray (81)	Mario Elie (77)	F	Eddie Johnson (2)
Jim Petersen	F	Jim Petersen (56)	Kevin Willis (32)	F	Charles Barkley (53)
Hakeem Olajuwon	C	Hakeem Olajuwon (75)	Hakeem Olajuwon	C	Hakeem Olajuwon (78)
Allen Leavell	G	Allen Leavell (11)	Clyde Drexler	G	Clyde Drexler (62)
Mitchell Wiggins (19)	G	Robert Reid (63)	Matt Maloney	G	Matt Maloney (82)
First Game	1987-88	Last Game	First Game	1997-98	Last Game
Buck Johnson (2)	F	Rodney McCray (80)	Mario Elie	F	Mario Elie (59)
Ralph Sampson (19)	F	Joe Barry Carroll (30)	Kevin Willis	F	Othella Harrington (3)
Hakeem Olajuwon	C	Hakeem Olajuwon (79)	Hakeem Olajuwon (45)	C	Kevin Willis (74)
Steve Harris (10)	G	Robert Reid (31)	Clyde Drexler	G	Clyde Drexler (70)
Allen Leavell (54)	G	Eric Floyd (55)	Matt Maloney	G	Matt Maloney (78)
First Game	1988-89	Last Game	First Game	1998-99	Last Game
Buck Johnson	F	Buck Johnson (51)	Scottie Pippen	F	Scottie Pippen (50)
Otis Thorpe	F	Otis Thorpe (82)	Charles Barkley	F	Charles Barkley (40)
Hakeem Olajuwon	C	Hakeem Olajuwon (82)	Hakeem Olajuwon	C	Hakeem Olajuwon (50)
Eric Floyd	G	Eric Floyd (82)	Michael Dickerson	G	Michael Dickerson (50)
Mike Woodson	G	Mike Woodson (79)	Matt Maloney (7)	G	Cuttino Mobley (37)
First Game	1989-90	Last Game	First Game	1999-00	Last Game
Buck Johnson	F	Buck Johnson (82)	Walt Williams	F	Walt Williams (66)
Otis Thorpe	F	Otis Thorpe (82)	Charles Barkley (18)	F	Kenny Thomas (29)
Hakeem Olajuwon	C	Hakeem Olajuwon (82)	Hakeem Olajuwon (28)	C	Kelvin Cato (32)
Eric Floyd	G	Eric Floyd (73)	Shandon Anderson	G	Shandon Anderson (82)
Mitchell Wiggins (52)	G	Vernon Maxwell (10)	Steve Francis	G	Steve Francis (77)
First Game	1990-91	Last Game	First Game	2000-01	Last Game
David Wood (13)	F	Buck Johnson (70)	Walt Williams (31)	F	Shandon Anderson (82)
Otis Thorpe	F	Otis Thorpe (82)	Maurice Taylor (69)	F	Matt Bullard (5)
Hakeem Olajuwon	C	Hakeem Olajuwon (50)	Hakeem Olajuwon	C	Hakeem Olajuwon (55)
Kenny Smith	G	Kenny Smith (78)	Shandon Anderson	G	Cuttino Mobley (49)
Mike Woodson (3)	G	Vernon Maxwell (79)	Steve Francis	G	Steve Francis (79)

# Rockets Starting Lineups

<b>First Game</b>	<b>2001-02</b>	<b>Last Game</b>	<b>First Game</b>	<b>2011-12</b>	<b>Last Game</b>
Glen Rice (20)	F	Terence Morris (12)	Chase Budinger	F	Chase Budinger (9)
Kenny Thomas	F	Kenny Thomas (71)	Luis Scola	F	Luis Scola (66)
Kelvin Cato	C	Kelvin Cato (73)	Jordan Hill (7)	C	Samuel Dalembert (45)
Cuttino Mobley (74)	G	Oscar Torres (13)	Kevin Martin (40)	G	Courtney Lee (26)
Steve Francis (56)	G	Tierre Brown (1)	Kyle Lowry (38)	G	Goran Dragic (28)
<b>First Game</b>	<b>2002-03</b>	<b>Last Game</b>	<b>First Game</b>	<b>2012-13</b>	<b>Last Game</b>
Cuttino Mobley	F	James Posey (47)	Chandler Parsons	F	Chandler Parsons (76)
Eddie Griffin	F	Eddie Griffin (66)	Marcus Morris (17)	F	Greg Smith (10)
Kelvin Cato (5)	C	Yao Ming (72)	Omer Asik	C	Omer Asik (82)
"Moochie" Norris (3)	G	Cuttino Mobley (73)	James Harden	G	James Harden (78)
Steve Francis	G	Steve Francis (81)	Jeremy Lin	G	Jeremy Lin (82)
<b>First Game</b>	<b>2003-04</b>	<b>Last Game</b>	<b>First Game</b>	<b>2013-14</b>	<b>Last Game</b>
Jim Jackson	F	Bostjan Nachbar (3)	Chandler Parsons (74)	F	Omri Casspi (2)
Kelvin Cato (67)	F	Scott Padgett (5)	Dwight Howard	F	Terrence Jones (71)
Yao Ming	C	Yao Ming (82)	Omer Asik (19)	C	Dwight Howard (71)
Cuttino Mobley (80)	G	Jim Jackson (80)	James Harden (73)	G	Troy Daniels (1)
Steve Francis (79)	G	Mark Jackson (3)	Patrick Beverley	G	Patrick Beverley (55)
<b>First Game</b>	<b>2004-05</b>	<b>Last Game</b>	<b>First Game</b>	<b>2014-15</b>	<b>Last Game</b>
Jim Jackson (24)	F	Ryan Bowen (6)	Trevor Ariza	F	Trevor Ariza (82)
Maurice Taylor (16)	F	Clarence Weatherspoon (18)	Terrence Jones	F	Terrence Jones (24)
Yao Ming	C	Yao Ming (80)	Dwight Howard	C	Dwight Howard (41)
Tracy McGrady (78)	G	Bob Sura (59)	James Harden	G	James Harden (81)
Charlie Ward (13)	G	David Wesley (53)	Patrick Beverley (55)	G	Jason Terry (18)
<b>First Game</b>	<b>2005-06</b>	<b>Last Game</b>	<b>First Game</b>	<b>2015-16</b>	<b>Last Game</b>
Tracy McGrady (47)	F	Keith Bogans (22)	Trevor Ariza	F	Trevor Ariza (81)
Juwan Howard	F	Juwan Howard (80)	Terrence Jones (11)	F	Donatas Motiejunas (22)
Yao Ming (57)	C	Dikembe Mutombo (23)	Clint Capela (35)	C	Dwight Howard (71)
Derek Anderson (8)	G	David Wesley (59)	James Harden	G	James Harden (82)
Rafer Alston	G	Rafer Alston (63)	Ty Lawson (12)	G	Patrick Beverley (63)
<b>First Game</b>	<b>2006-07</b>	<b>Last Game</b>	<b>First Game</b>	<b>2016-17</b>	<b>Last Game</b>
Shane Battier	F	Shane Battier (82)	Trevor Ariza	F	Trevor Ariza (80)
Tracy McGrady (71)	F	Chuck Hayes (43)	Ryan Anderson	F	Ryan Anderson (72)
Yao Ming (48)	C	Juwan Howard (38)	Clint Capela	C	Clint Capela (65)
Kirk Snyder (1)	G	Luther Head (10)	Eric Gordon (15)	G	Patrick Beverley (67)
Rafer Alston	G	Rafer Alston (82)	James Harden	G	James Harden (81)
<b>First Game</b>	<b>2007-08</b>	<b>Last Game</b>	<b>First Game</b>	<b>2017-18</b>	<b>Last Game</b>
Shane Battier	F	Shane Battier (78)	Trevor Ariza (67)	F	Gerald Green (2)
Chuck Hayes (44)	F	Luis Scola (39)	Ryan Anderson (50)	F	P.J. Tucker (34)
Yao Ming (55)	C	Dikembe Mutombo (25)	Clint Capela (74)	C	Tarik Black (2)
Tracy McGrady	G	Tracy McGrady (62)	Chris Paul (58)	G	Joe Johnson (1)
Rafer Alston (74)	G	Bobby Jackson (5)	James Harden (72)	G	R.J. Hunter (1)
<b>First Game</b>	<b>2008-09</b>	<b>Last Game</b>	<b>First Game</b>	<b>2018-19</b>	<b>Last Game</b>
Ron Artest	F	Shane Battier (59)	P.J. Tucker	F	P.J. Tucker (82)
Luis Scola	F	Luis Scola (82)	James Ennis (25)	F	Eric Gordon (53)
Yao Ming	C	Yao Ming (77)	Clint Capela	C	Clint Capela (67)
Tracy McGrady (35)	G	Ron Artest (55)	Chris Paul	G	Chris Paul (58)
Rafer Alston (48)	G	Aaron Brooks (35)	James Harden	G	James Harden (78)
<b>First Game</b>	<b>2009-10</b>	<b>Last Game</b>			
Shane Battier (62)	F	Trevor Ariza (71)			
Luis Scola	F	Luis Scola (82)			
Chuck Hayes	C	Chuck Hayes (82)			
Trevor Ariza	G	Kevin Martin (22)			
Aaron Brooks	G	Aaron Brooks (82)			
<b>First Game</b>	<b>2010-11</b>	<b>Last Game</b>			
Shane Battier (59)	F	Chase Budinger (22)			
Luis Scola (74)	F	Patrick Patterson (6)			
Yao Ming (5)	C	Chuck Hayes (63)			
Kevin Martin	G	Kevin Martin (80)			
Aaron Brooks (7)	G	Goran Dragic (3)			

# Rockets All-Time Uniform Numbers

The Rockets have retired six jerseys in franchise history: Clyde Drexler's #22, Calvin Murphy's #23, Moses Malone's #24, Hakeem Olajuwon's #34, Rudy Tomjanovich's #45, and Yao Ming's #11.

## 0

DeMarre Carroll (2010-11)  
Greg Smith (2011-12)  
Thomas Robinson (2012-13)  
Aaron Brooks (2007-11, 2012-14)  
Isaiah Canaan (2014-15)  
Andrew Goudelock (2016)  
Brianté Weber (2017)  
Marquese Chriss (2018-19)  
Trevon Duval (2019)

## 00

"Slick" Watts (1978-79)  
Calvin Garrett (1980-83)

## 1

Lee Johnson (1980-81)  
Phil Ford (1983-85)  
"Buck" Johnson (1986-92)  
Scott Brooks (1992-95)  
Rodrick Rhodes (1997-99)  
Juaquin Hawkins (2002-03)  
Alton Ford (2003-04)  
Tracy McGrady (2004-09)  
Trevor Ariza (2009-10, 2014-18)  
Terrence Williams (2010-12)  
Scott Machado (2012-13)  
Isaiah Canaan (2013-14)  
Michael Carter-Williams (2018-19)  
Iman Shumpert (2019)

## 2

Rick Barry (home: 1978-80)  
James Bailey (1982-84)  
Joe Barry Carroll (1987-88)  
Mark Bryant (1995-96)  
Sedale Threatt (1996-97)  
"Pig" Miller (1998-2000)  
Maurice Taylor (2000-05)  
Luther Head (2005-09)  
Garrett Temple (2009-10)  
Marcus Morris (2011-13)  
Patrick Beverley (2013-17)  
Demetrius Jackson (2017)  
R.J. Hunter (2018)  
Brandon Knight (2018-19)  
Chris Chiozza (2019)

## 3

Craig Ehlo (1983-86)  
Derrick Chievous (1988-90)  
Richard Petruska (1993-94)  
Eldridge Recasner (1995-96)  
Randy Livingston (1996-97)  
Michael Dickerson (1998-99)  
Steve Francis (1999-2004)  
Bob Sura (2004-05)  
Steve Francis (2007-09)  
Tracy McGrady (2009-10)  
Hilton Armstrong (2009-10)  
Goran Dragic (2010-12)  
Omer Asik (2012-14)  
Nick Johnson (2014-15)  
Ty Lawson (2015-16)  
Ryan Anderson (2016-17)  
Chris Paul (2017-19)

## 4

Greg Smith (1971-73)  
Paul McCracken (1972-74)

Rick Barry (road: 1978-80)  
Conner Henry (1986-87)  
Sam Mack (1995-96)  
Charles Barkley (1996-2000)  
Reece Gaines (2004-05)  
Stromile Swift (2005-06)  
Luis Scola (2007-12)  
Greg Smith (2012-14)  
P.J. Tucker (2017-18)  
Danuel House Jr. (2018-19)

## 5

Billy Paultz (1979-83)  
John Lucas Jr. (1984-86)  
Dave Feitl (1986-87, 1990-91)  
Sam Mack (1996-97)  
Cuttino Mobley (1998-2004)  
Juwan Howard (2004-07)  
Will Conroy (2009-10)  
Courtney Lee (2010-12)  
James Anderson (2012-13)  
Jordan Hamilton (2013-14)  
Josh Smith (2014-15, 2016)  
Montrezl Harrell (2016-17)  
Troy Williams (2017-18)  
Aaron Jackson (2018)

## 6

Zaid Abdul-Aziz (1972-73)  
George E. Johnson (1973-74)  
Tom Henderson (1979-83)  
Walter Berry (1988-89)  
Avery Johnson (1991-92)  
Elmer Bennett (1996-97)  
Carlos Rogers (1999-2001)  
Tito Maddox (2002-03)  
Bonzi Wells (2006-08)  
Earl Boykins (2011-12)  
Terrence Jones (2012-16)  
Tyler Ennis (2016-17)  
Bobby Brown (2017)  
R.J. Hunter (2018)  
Gary Clark (2018-19)

## 7

Toby Kimball (1967-71)  
Lester Conner (1987-88)  
Carl Herrera (1991-95)  
Sam Mack (1998-99)  
Adrian Griffin (2003-04)  
David Wesley (2004-06)  
Mike James (2007-08)  
Kyle Lowry (2008-12)  
Jeremy Lin (2012-14)  
Sam Dekker (2015-17)  
Isiah Canaan (2017)  
Joe Johnson (2018)  
Carmelo Anthony (2018-19)

## 8

Hank McDowell (1984-86)  
Eddie Johnson (1996-99)  
Derek Anderson (2005-06)  
Bobby Jackson (2007-08)  
James White (2008-09)  
Jermaine Taylor (2009-11)  
Jeff Adrien (2011-12)  
Michael Beasley (2016)  
Bobby Brown (2016-17)  
Le'Bryan Nash (2018)  
James Ennis (2018-19)

## 9

Lionel Hollins (1984-95)  
Byron Dinkins (1989-90)  
Gerald Henderson (1991-92)  
Melvin Booker (1995-96)  
Tracy Moore (1996-97)  
Devin Gray (1999-2000)  
"Pig" Miller (2000-01)  
Bostjan Nachbar (2002-05)  
Stephen Graham (2005-06)  
Rick Brunson (2005-06)  
Jonny Flynn (2011-12)  
Courtney Fortson (2011-12)  
Tyler Honeycutt (2012-13)  
Pablo Prigioni (2014-15)  
Zhou Qi (2017-19)  
Terrence Jones (2019)

## 10

Don Adams (1971-72)  
Steve Hawes (1974-76)  
Mike Dunleavy (1978-82)  
Dirk Minniefield (1986-87)  
Purvis Short (1987-89)  
John Lucas Jr. (1989-90)  
David Wood (1990-91)  
Terry Teagle (1992-93)  
Sam Cassell (1993-96)  
Tierre Brown (2001-02)  
Tyronn Lue (2004-05)  
Brandin Knight (2004-05)  
Keith Bogans (2005-06)  
Vassilis Spanoulis (2006-07)  
Chase Budinger (2009-12)  
Carlos Delfino (2012-13)  
Ronnie Brewer (2013-14)  
Tarik Black (2014-15)  
Marcus Thornton (2015-16)  
Eric Gordon (2016-19)

## 11 (Retired)

Jon McGlocklin (1967-68)  
Elvin Hayes (1968-71)  
Jimmy Walker (1972-74)  
Matt Guokas (1973-74)  
Dave Wohl (1973-77)  
Major Jones (1979-84)  
"Sleepy" Floyd (1987-88)  
Vernon Maxwell (1989-95)  
Bryce Drew (1998-2000)  
**Yao Ming (2002-11)**

## 12

Nick Jones (1967-68)  
Rick Adelman (1968-70)  
E. C. Coleman (1978-79)  
Jaren Jackson (1995-96)  
Matt Maloney (1996-99)  
"Moochie" Norris (1999-2004)  
Andre Barrett (2004-05)  
Rafer Alston (2005-09)  
Will Conroy (2009-10)  
Kevin Martin (2009-12)  
Patrick Beverley (2012-13)  
Dwight Howard (2013-16)  
Lou Williams (2017)  
Luc Mbah a Moute (2017-18)  
Vincent Edwards (2018-19)

# Rockets All-Time Uniform Numbers

## 13

Dwight Jones (1976-80)  
 Jeff Taylor (1982-83)  
 Andre Turner (1987-88)  
 Larry Smith (1989-92)  
 Kelvin Cato (1999-2004)  
 Mike James (2004-05)  
 Kirk Snyder (2006-08)  
 Von Wafer (2008-09)  
 David Andersen (2009-10)  
 Ishmael Smith (2010-11)  
 James Harden (2012-19)

## 14

"Hambone" Williams (1967-70)  
 Mike Newlin (1971-79)  
 Dan Langhi (2000-02)  
 Richie Frahm (2005-06)  
 Carl Landry (2007-10)  
 Daequan Cook (2012-13)  
 Tim Ohlbrecht (2012-13)  
 Troy Williams (2016-17)  
 Gerald Green (2017-19)

## 15

John Lucas Jr. (1976-78)  
 Tom Barker (1978-79)  
 Mitchell Wiggins (1984-87)  
 Frank Johnson (1988-89)  
 Mitchell Wiggins (1989-90)  
 "Tree" Rollins (1991-93)  
 Tim Breaux (1994-96)  
 Emanuel Davis (1996-98)  
 Bill Curley (1999-2000)  
 John Lucas III (2005-07)  
 Bobby Jones (2007-08)  
 Joey Dorsey (2008-10)  
 Marqus Blakely (2010-11)  
 Tony Douglas (2012-13)  
 Clint Capela (2014-19)

## 16

George E. Johnson (1972-73)  
 Kostas Papanikolaou (2014-15)

## 17

Henry Finkel (1967-69)  
 Mario Elie (1993-98)  
 Charlie Ward (2004-05)  
 Brent Barry (2008-09)  
 Mike Harris (2009-10)  
 Isaiah Taylor (2016-17)  
 P.J. Tucker (2018-19)

## 18

Bernie Williams (1969-70)  
 McCoy McLemore (1971-72)  
 Cedric Maxwell (1986-88)  
 Oscar Torres (2001-02)  
 Josh Davis (2005-06)  
 Omri Casspi (2013-14)

## 19

Mike Harris (2007-08, 2009-10)

## 20

Dave Gambee (1967-68)  
 Larry Siegfried (1970-72)  
 Otto Moore (1972-74)  
 Kevin Kunnert (1973-76)  
 Terry Teagle (1982-84)

Steve Harris (1985-88)  
 Kennard Winchester (1990-93)  
 Larry Robinson (1993-94)  
 Tracy Moore (1995-96)  
 Brent Price (1996-99)  
 Sean Colson (2000-01)  
 Jon Barry (2004-06)  
 Steve Novak (2006-08)  
 Jared Jeffries (2009-11)  
 Diamon Simpson (2011-12)  
 Donatas Motiejunas (2012-16)

## 21

John Egan (1970-72)  
 Moses Malone (1976-77)  
 World B. Free (1987-88)  
 "Sleepy" Floyd (1988-93)  
 Chris Jent (1993-94)  
 Henry James (1995-96)  
 Kenny Thomas (1999-2003)  
 Jim Jackson (2003-05)  
 Pops Mensah-Bonsu (2009-10)  
 Samuel Dalembert (2011-12)  
 Josh Powell (2013-14)  
 Chinanu Onuaku (2016-18)  
 James Nunnally (2019)

## 22 (Retired)

Stu Lantz (1968-72)  
 Eric McWilliams (1972-73)  
 Gus Bailey (1974-76)  
 Alonzo Bradley (1978-80)  
 Joe Bryant (1982-83)  
 Rodney McCray (1983-88)  
 Winston Garland (1992-93)  
**Clyde Drexler (1994-98)**

## 23 (Retired)

**Calvin Murphy (1970-83)**

## 24 (Retired)

Johnny Green (1967-68)  
 Charles Acton (1967-68)  
 Jack Marin (1972-74)  
**Moses Malone (1977-82)**



## 25

Cliff Meely (1971-76)  
 Tom Owens (1976-77)

C.J. Kupec (1977-78)  
 Bernard Thompson (1988-89)  
 Anthony Bowie (1989-90)  
 Robert Horry (1992-96)  
 "Moochie" Norris (2004-06)  
 Jake Tsakalidis (2006-07)  
 Gerald Green (2007-08)  
 Chandler Parsons (2011-14)  
 Austin Rivers (2018-19)

## 26

Markel Brown (2018)

## 27

Jim Ware (1967-68)  
 Zaid Abdul-Aziz (1977-78)  
 Caldwell Jones (1982-84)  
 John Johnson (1976-78)  
 Charles Jones (1994-98)  
 Jordan Hill (2009-12)  
 Malcolm Thomas (2011-12)

## 28

Tarik Black (2017-18)

## 29

Mike Wilks (2003-04)  
 Marcus Camby (2011-12)

## 30

John Barnhill (1967-68)  
 Harry Barnes (1968-69)  
 Jim Davis (1971-72)  
 Owen Wells (1974-75)  
 "Goo" Kennedy (1976-77)  
 Phil Bond (1977-78)  
 Alonzo Bradley (1977-78)  
 Allen Leavell (1979-89)  
 Kenny Smith (1990-96)  
 Thomas Hamilton (1999-2000)  
 Clarence Weatherspoon (2003-05)  
 Maciej Lampe (2005-06)  
 Justin Williams (2007-08)  
 Alexander Johnson (2009-10)  
 Royce White (2012-13)  
 Troy Daniels (2013-15)  
 Kyle Wiltjer (2016-17)

## 31

Tyrone Britt (1967-68)  
 John Q. Trapp (1968-71)  
 Ron Riley (1973-76)  
 Mike Dunleavy (1977-78)  
 Granville Waiters (1985-86)  
 Tracy Murray (1994-95)  
 Mark Jackson (2003-04)  
 Rod Strickland (2004-05)  
 Shane Battier (2006-11)  
 Cole Aldrich (2012-13)  
 Jason Terry (2014-16)

## 32

Bobby Smith (1969-70)  
 Don Adams (1970-71)  
 Rudy White (1975-80)  
 Bill Willoughby (1980-82)  
 Lewis Lloyd (1983-87, 1989-90)  
 Dave Jamerson (1990-92)  
 Pete Chilcutt (1994-96)



# Rockets All-Time Uniform Numbers

Othella Harrington (1996-99)  
Torrave Braggs (2003-05)  
Hasheem Thabeet (2010-12)  
Francisco Garcia (2012-14)  
KJ McDaniels (2014-16)  
Brandon Wright (2018)

## 33

Jim Barnett (1967-70)  
John Vallely (1971-72)  
Phil Hicks (1976-77)  
Robert Reid (1983-88)  
Otis Thorpe (1988-95)  
Scottie Pippen (1998-99)  
Eddie Griffin (2001-03)  
Charles Oakley (2003-04)  
Loren Woods (2007-08)  
Mike Harris (2009-11)  
Robert Covington (2013-14)  
Corey Brewer (2014-16)  
Ryan Anderson (2017-18)

## 34 (Retired)

John Block (1967-71)  
Dick Cunningham (1971-72)  
John Johnson (1975-76)  
Robin Jones (1977-78)  
Ron Behagen (1977-78)  
John Shumate (1979-80)  
**Hakeem Olajuwon (1984-2001)**

## 35

Bernie Williams (1970-71)  
Zaid Abdul-Aziz (1973-75)  
Larry Spriggs (1981-82)  
Tony Brown (1988-89)  
Dan Godfread (1991-92)  
Earl Cureton (1993-94)  
Scott Padgett (2003-05)  
Lonny Baxter (2005-06)  
Scott Padgett (2006-07)  
Montrezl Harrell (2015-16)  
Kenneth Faried (2019)

## 37

Derek Fisher (2011-12)

## 40

Dick Gibbs (1971-73)  
Stan McKenzie (1972-74)  
Lary Micheaux (1984-85)

Richard Anderson (1986-88)  
Tim McCormick (1988-90)  
John Turner (1991-92)  
Shandon Anderson (1999-2001)  
Ryan Bowen (2004-06)

## 41

Larry Moffett (1977-78)  
Joe Stephens (1996-98)  
Glen Rice (2001-03)  
Thomas Robinson (2012-13)

## 42

Pat Riley (1967-70)  
Ed Ratleff (1973-78)  
John Stroud (1980-81)  
Wally Walker (1982-84)  
Mike Woodson (1988-91)  
Mark Acres (1992-93)  
Eric Riley (1993-94)  
Kevin Willis (1996-98)  
Walt Williams (1999-2002)  
Vin Baker (2004-05)  
Nenê (2016-19)

## 43

Jim Petersen (1984-88)  
Kevin Willis (2001-02)  
Brian Cook (2008-10)

## 44

Don Kojis (1967-70)  
Elvin Hayes (1971-72)  
E.C. Coleman (1973-74)  
Kevin Kunnert (1976-78)  
Jacky Dorsey (1978-79)  
Elvin Hayes (1981-84)  
Adrian Caldwell (1989-91, 1994-95)  
Tony Massenburg (1999-2000)  
Terence Morris (2001-03)  
Chuck Hayes (2005-11, 2015)

## 45 (Retired)

**Rudy Tomjanovich (1970-81)**

## 50

Joe Meriweather (1975-76)  
Robert Reid (1977-82)  
Ralph Sampson (1983-88)

Matt Bullard (1990-94, 1996-2001)  
Marcus Cousin (2010-11)

## 51

Jawaun Oldham (1981-82)

## 52

Chuck Nevitt (1982-83, 1988-90)  
Chucky Brown (1994-96)  
Jason Collier (2000-03)  
Eric Piatkowski (2003-04)  
Brad Miller (2010-11)

## 53

Stanley Roberts (1998-99)

## 54

Curtis Perry (1970-72)  
Paul Mokeski (1979-80)  
Patrick Patterson (2010-13)

## 55

Zan Tabak (1994-95)  
Alvin Heggs (1995-96)  
Antoine Carr (1998-99)  
James Posey (2002-03)  
Dikembe Mutombo (2004-09)  
Tim Quarterman (2018)  
Isaiah Hartenstein (2018-19)

## 88

Alexey Shved (2014-15)

## 96

Ron Artest (2008-09)

## Rockets Ownership

Owners	Principal Shareholders	Date Purchased
Breitbard Interests (San Diego, CA)	Robert Breitbard	January 11, 1967
Texas Sports Investments	Billy Goldberg, Wayne Duddleston, Mickey Herskowitz	June 23, 1971
Texas Pro Sports, Inc.	Irvin Kaplan	December 1973
James Talcott, Inc.	NY Investment Company	February 1975
Basketball Venture	Kenneth Schnitzer	February 1976
Maloof Companies (Albuquerque, NM)	George Maloof	May 25, 1979
Thomas Enterprises	Charlie Thomas	June 15, 1982
Rocket Ball, Ltd.	Leslie L. Alexander	July 30, 1993
Fertitta Entertainment	Tilman J. Fertitta	October 6, 2017



# 1967-68 San Diego Rockets

(15-67, 6th Western Division)

## Final Statistics

Player	G	Min	FGM-A	Pct.	FTM-A	Pct.	Reb.	Avg.	A	Avg.	PF-D	TP	AVG
John Block	52	1805	366-865	.423	316-394	.802	571	11.0	71	1.4	189-3	1048	20.2
Don Kojis	69	2548	530-1189	.446	300-413	.726	710	10.3	176	2.6	259-5	1360	19.7
John Green	42	1073	241-526	.458	100-212	.472	423	10.1	59	1.4	112-3	582	13.9
Dave Gambee	80	1755	375-853	.440	321-379	.847	464	5.8	93	1.2	253-5	1071	13.4
Jon McGlocklin	65	1876	316-757	.417	156-180	.867	199	3.1	178	2.7	117-0	788	12.1
Henry Finkel	53	1116	242-492	.492	131-191	.686	375	7.1	72	1.4	175-5	615	11.6
Toby Kimball	81	2519	354-894	.396	181-306	.592	947	11.7	147	1.8	273-3	889	11.0
John Barnhill	75	1883	295-700	.421	154-234	.658	173	2.3	259	3.5	143-1	744	9.9
Jim Barnett	47	1068	179-456	.393	84-118	.712	155	3.3	134	2.9	101-0	442	9.4
Art Williams	79	1739	265-718	.369	113-165	.685	286	3.6	391	5.0	204-0	643	8.1
Pat Riley	80	1263	250-660	.379	128-202	.634	177	2.2	138	1.7	205-1	628	7.9
Nick Jones	42	603	86-232	.371	55-69	.797	67	1.6	89	2.1	84-0	227	5.4
Charles Acton	23	195	29-74	.392	19-29	.655	47	2.0	11	0.5	35-0	77	3.3
Tyrone Britt	11	84	13-34	.382	2-3	.667	15	1.4	12	1.0	10-0	28	2.5
Jim Ware	30	228	25-97	.258	23-34	.676	77	2.6	7	0.2	28-1	73	2.4
ROCKETS	82	19730	3466-8547	.417	2083-2929	.711	5418	66.1	1837	22.4	2188-27	9015	112.4
OPPONENTS	82	19730	3837-8189	.469	2246-3133	.717	4933	60.2	1797	21.9	2190-20	9920	121.0

Date	Opponent	Score	Record	Date	Opponent	Score	Record
Oct. 14	St. Louis	L98-99	0-1	Jan. 3	St. Louis	W126-124 (OT)	12-30
17	St. Louis	L105-123	0-2	6	Seattle	L104-122	12-31
20	at Seattle	W121-114	1-2	9	New York	L105-118	12-32
21	Seattle	L110-117 (OT)	1-3	10	Detroit	W122-118	13-32
22	at San Francisco	L126-137	1-4	12	at St. Louis	L89-111	13-33
25	Baltimore	L109-125	1-5	13	at Cincinnati	L116-122	13-34
27	Cincinnati	L113-116	1-6	16	at Chicago	L110-123	13-35
29	Cincinnati	L99-108	1-7	17	Chicago (Baltimore)	W110-104	14-35
Nov. 1	Seattle (Portland)	W139-125	2-7	18	Cincinnati (Cleveland)	L126-129	14-36
4	New York	L121-125	2-8	21	at Boston	L112-139	14-37
5	New York	L107-115	2-9	25	Baltimore	L113-127	14-38
7	Philadelphia	L105-130	2-10	27	Baltimore	L122-123	14-39
8	Philadelphia	L114-129	2-11	Feb. 1	San Francisco	L114-128	14-40
11	at Cincinnati	L108-109	2-12	2	at San Francisco (Oakland)	L121-127	14-41
12	at St. Louis	L105-116	2-13	3	at L.A. Lakers	L122-133	14-42
14	at New York	L109-122	2-14	5	Baltimore (Winston-Salem)	L108-121	14-43
15	New York (Boston)	W122-108	3-14	6	Detroit (New York)	L93-120	14-44
16	Chicago	W99-91	4-14	7	Philadelphia (Boston)	L103-125	14-45
17	at Seattle	L124-130	4-15	8	Baltimore (Chicago)	L102-106	14-46
19	San Francisco	L124-142	4-16	10	Cincinnati	L99-101	14-47
21	Boston (New York)	L114-121	4-17	11	at Baltimore	L116-136	14-48
22	at Boston	L110-124	4-18	13	at Chicago	L102-114	14-49
23	at Philadelphia	L117-128	4-19	14	at New York	L102-114	14-50
24	at Detroit	L122-130	4-20	15	San Francisco	L114-134	14-51
25	at St. Louis	L109-110	4-21	16	Philadelphia	L108-124	14-52
30	St. Louis	L87-129	4-22	18	Philadelphia	W111-106	15-52
Dec. 2	San Francisco	W127-103	5-22	23	Seattle	L122-127	15-53
5	Detroit (New York)	L110-111	5-23	25	L.A. Lakers	L112-127	15-54
7	at Chicago	W118-108	6-23	26	Boston	L110-118	15-55
8	San Francisco (Oakland)	W137-107	7-23	29	Cincinnati	L114-120	15-56
9	L.A. Lakers	L109-127	7-24	Mar. 1	Baltimore	L114-156	15-57
12	Chicago	W118-104	8-24	3	at St. Louis	L104-106	15-58
15	Boston (Philadelphia)	L101-114	8-25	5	at Philadelphia	L103-134	15-59
16	at New York	L102-126	8-26	6	at Detroit	L118-140	15-60
17	Detroit	W117-115	9-26	7	L.A. Lakers	L102-119	15-61
20	Boston	L116-126	9-27	8	at L.A. Lakers	L122-130	15-62
22	at San Francisco	L97-103	9-28	9	Seattle	L111-115	15-63
23	Detroit	L119-123	9-29	13	Boston	L118-144	15-64
25	L.A. Lakers	W104-101	10-29	17	Chicago	L121-129	15-65
28	at Seattle	W143-125	11-29	19	at L.A. Lakers	L109-121	15-66
31	at L.A. Lakers	L118-147	11-30	20	Chicago	L112-121	15-67

# 1968-69 San Diego Rockets

(37-45, 4th Western Division)

## Final Statistics

Player	G	Min	FGM-A	Pct.	FTM-A	Pct.	Reb.	Avg.	A	Avg.	PF-D	TP	AVG
Elvin Hayes	82	3695	930-2082	.447	467-746	.626	1406	17.2	113	1.4	266-2	2327	28.4
Don Kojis	81	3130	687-1582	.434	446-596	.748	776	9.6	214	2.6	303-6	1820	22.5
John Block	78	2489	448-1061	.422	299-400	.748	703	9.0	141	1.8	249-0	1195	15.3
Jim Barnett	80	2346	465-1093	.425	233-310	.752	362	4.5	339	4.2	240-2	1163	14.5
Pat Riley	56	1027	202-498	.406	90-134	.672	112	2.0	136	2.4	146-1	494	8.8
Toby Kimball	76	1680	239-537	.445	117-250	.468	669	8.8	90	1.2	216-6	595	7.8
Stu Lantz	73	1378	220-482	.456	129-167	.772	236	3.2	99	1.4	178-0	569	7.8
Art Williams	79	1987	227-592	.383	105-149	.705	364	4.6	524	6.6	238-0	559	7.1
Rick Adelman	77	1448	177-449	.394	131-204	.642	216	2.8	238	3.1	158-1	485	6.3
Henry Finkel	35	332	49-111	.441	31-41	.756	107	3.1	21	0.6	53-1	129	3.7
John Trapp	25	142	29-80	.363	19-29	.655	49	2.0	5	0.2	38-0	77	3.1
Harry Barnes	22	126	18-64	.281	7-13	.538	26	1.2	5	0.2	25-0	43	2.0
ROCKETS	82	19780	3691-8631	.428	2074-3039	.682	5026	61.3	1925	23.5	2110-19	9456	115.3
OPPONENTS	82	19780	3692-8586	.430	2088-2950	.708	4959	60.4	1986	24.2	2265-48	9472	115.5

Date	Opponent	Score	Record	Date	Opponent	Score	Record
Oct. 17	Seattle	W128-110	1-0	8	Baltimore	L107-108	18-24
18	at San Francisco	W123-108	2-0	10	Baltimore	L104-106	18-25
23	at Seattle	L117-118	2-1	12	New York	L102-105	18-26
24	Baltimore	L115-119	2-2	16	Cincinnati (Cleveland)	L109-120	18-27
27	at L.A. Lakers	L116-152	2-3	17	at Philadelphia	L124-129	18-28
30	Atlanta	W127-117	3-3	18	at Chicago	L102-107 (OT)	18-29
Nov. 3	Chicago	W121-107	4-3	19	at Phoenix	W136-118	19-29
5	New York	W113-109	5-3	21	Atlanta	W124-113	20-29
8	at Atlanta	L101-114	5-4	24	at San Francisco	L107-114	20-30
9	at Baltimore	L107-109	5-5	25	Phoenix	W133-120	21-30
11	at Boston	L113-134	5-6	26	Chicago	W111-95	22-30
12	at Chicago	L108-115	5-7	29	L.A. Lakers	L120-122	22-31
13	Detroit	W122-120	6-7	Feb. 1	Milwaukee	W101-95	23-31
15	at L.A. Lakers	L119-127	6-8	2	at Atlanta	L103-115	23-32
16	Boston	L112-120	6-9	4	Boston (Astrodome)	W135-126	24-32
19	at New York	W113-107	7-9	5	Cincinnati	W110-93	25-32
20	at Baltimore	L110-114	7-10	7	Phoenix	W130-119	26-32
22	Seattle	W126-111	8-10	8	at Detroit	L119-123 (OT)	26-33
24	Philadelphia	W135-128 (OT)	9-10	9	at Milwaukee	L109-117	26-34
26	Detroit (Baltimore)	L120-134	9-11	12	at Cincinnati	W118-114	27-34
27	Baltimore (Detroit)	W123-107	10-11	14	at L.A. Lakers	L109-115	27-35
29	Chicago	L89-110	10-12	18	Philadelphia	L113-125	27-36
Dec. 1	San Francisco	W116-105	11-12	20	San Francisco	L118-128	27-37
3	at Chicago	W108-103	12-12	22	at New York	W108-104	28-37
4	at Philadelphia	L99-110	12-13	23	at Atlanta	L92-124	28-38
6	Phoenix	W117-106	13-13	25	at Milwaukee	L112-114	28-39
8	at L.A. Lakers	L118-132	13-14	27	Cincinnati	W127-112	29-39
10	Philadelphia (New York)	W132-120	14-14	Mar. 1	L.A. Lakers	L113-119	29-40
11	at Cincinnati	L110-116	14-15	4	at Seattle	L116-130	29-41
13	at Milwaukee	L96-101	14-16	6	Boston	W110-97	30-41
14	at New York	L105-112	14-17	9	at Phoenix	L133-146	30-42
18	at Detroit	L112-124	14-18	11	Phoenix	W116-106	31-42
20	Philadelphia	L109-116	14-19	12	Seattle (Vancouver)	L112-125	31-43
21	Cincinnati	W132-124	15-19	13	Detroit	W120-105	32-43
23	San Francisco	L95-125	15-20	15	Phoenix (Tucson)	W141-124	33-43
27	New York	L109-111	15-21	16	Detroit	W120-111	34-43
28	at Phoenix	W136-126	16-21	18	Milwaukee	W128-108	35-43
30	L.A. Lakers	L126-131 (OT)	16-22	20	Atlanta	W115-97	36-43
Jan. 2	Boston	L95-107	16-23	22	Milwaukee	L106-120	36-44
4	Seattle	W122-105	17-23	23	Atlanta	W128-121	37-44
7	at San Francisco	W113-108	18-23	24	Boston (Philadelphia)	L107-111	37-45

# 1969-70 San Diego Rockets

(27-55, 7th Western Division)

## Final Statistics

Player	G	Min	FGM-A	Pct.	FTM-A	Pct.	Reb.	Avg.	A	Avg.	PF-D	TP	AVG
Elvin Hayes	82	3665	914-2020	.452	428-622	.688	1386	16.9	162	2.0	270-5	2256	27.5
Don Kojis	56	1578	338-756	.447	181-241	.751	388	6.9	78	1.4	135-1	857	15.3
Jim Barnett	80	2105	450-998	.451	289-366	.790	305	3.8	287	3.6	222-3	1189	14.9
John Block	82	2152	453-1025	.442	287-367	.782	609	7.4	137	1.7	275-2	1193	14.5
Stu Lantz	82	2471	455-1027	.443	278-361	.770	255	3.1	287	3.5	238-2	1188	14.5
Bernie Williams	72	1228	251-641	.392	96-122	.787	155	2.2	165	2.3	124-0	598	8.3
Rick Adelman	35	717	96-247	.389	68-91	.747	81	2.3	113	3.2	90-0	260	7.4
Bobby Smith	75	1198	242-567	.427	66-96	.688	328	4.4	75	1.0	119-0	550	7.3
Toby Kimball	77	1622	218-508	.429	107-185	.578	621	8.1	95	1.2	187-1	543	7.1
John Trapp	70	1025	185-434	.426	72-104	.692	309	4.4	49	0.7	200-3	442	6.3
Art Williams	80	1545	189-464	.407	88-118	.746	292	3.7	503	6.3	168-0	466	5.8
Pat Riley	36	474	75-180	.417	40-55	.727	57	1.6	85	2.4	68-0	190	5.3
ROCKETS	82	19780	3866-8867	.436	2000-2728	.733	4786	58.4	2036	24.8	2096-17	9732	118.7
OPPONENTS	82	19780	3947-8635	.457	2092-2804	.746	4550	55.5	2154	26.3	2041-27	9986	121.8

Date	Opponent	Score	Record	Date	Opponent	Score	Record
<b>Oct.</b> 16	at Phoenix	L114-116	0-1	<b>4</b>	<b>Chicago</b>	<b>W140-121</b>	<b>16-26</b>
18	at San Francisco	W125-124 (OT)	1-1	<b>8</b>	<b>San Francisco</b>	<b>W120-103</b>	<b>17-26</b>
<b>22</b>	<b>Milwaukee</b>	<b>L102-115</b>	<b>1-2</b>	<b>10</b>	<b>New York</b>	<b>W123-115</b>	<b>18-26</b>
<b>25</b>	<b>Phoenix</b>	<b>L107-115</b>	<b>1-3</b>	<b>13</b>	<b>Baltimore</b>	<b>L126-144</b>	<b>18-27</b>
29	at Atlanta	L113-117	1-4	<b>17</b>	<b>Baltimore</b>	<b>L115-131</b>	<b>18-28</b>
30	at New York	L110-123	1-5	22	Milwaukee (Astrodome)	L106-115	18-29
31	at Boston	L113-118	1-6	24	at New York	L114-127	18-30
<b>Nov.</b> 1	at Detroit	L113-130	1-7	25	at Philadelphia	L131-159	18-31
5	at Cincinnati	L120-133	1-8	27	at L.A. Lakers	L109-124	18-32
7	<b>New York</b>	<b>L111-129</b>	<b>1-9</b>	<b>28</b>	<b>L.A. Lakers</b>	<b>L108-113</b>	<b>18-33</b>
10	San Francisco (SLC)	W100-99	2-9	<b>30</b>	<b>Seattle</b>	<b>W119-117 (OT)</b>	<b>19-33</b>
<b>12</b>	<b>Detroit</b>	<b>W132-119</b>	<b>3-9</b>	<b>Feb.</b> 1	<b>Phoenix</b>	<b>L103-105</b>	<b>19-34</b>
<b>14</b>	<b>Seattle</b>	<b>W148-112</b>	<b>4-9</b>	<b>4</b>	<b>Milwaukee</b>	<b>L123-141</b>	<b>19-35</b>
<b>15</b>	<b>Atlanta</b>	<b>W133-118</b>	<b>5-9</b>	<b>6</b>	<b>Philadelphia</b>	<b>L124-129</b>	<b>19-36</b>
18	at Baltimore	L138-142 (OT)	5-10	8	at L.A. Lakers	L113-125	19-37
19	at Philadelphia	W125-116	6-10	<b>11</b>	<b>Atlanta</b>	<b>L131-155</b>	<b>19-38</b>
21	at L.A. Lakers	L98-100	6-11	<b>14</b>	<b>San Francisco</b>	<b>W141-123</b>	<b>20-38</b>
<b>22</b>	<b>Boston</b>	<b>W125-116</b>	<b>7-11</b>	<b>15</b>	<b>Cincinnati</b>	<b>W150-123</b>	<b>21-38</b>
<b>24</b>	<b>Seattle</b>	<b>W112-105</b>	<b>8-11</b>	16	Baltimore (Coliseum)	L109-140	21-39
<b>26</b>	<b>San Francisco</b>	<b>L125-126 (OT)</b>	<b>8-12</b>	18	Seattle (Eugene)	W122-119	22-39
28	at Chicago	L119-126	8-13	20	at Phoenix	L117-126	22-40
30	at Milwaukee	L99-111	8-14	<b>21</b>	<b>L.A. Lakers</b>	<b>W121-106</b>	<b>23-40</b>
<b>Dec.</b> 3	<b>Chicago</b>	<b>W146-131</b>	<b>9-14</b>	23	Chicago (Kansas City)	L125-127	23-41
5	at San Francisco	L107-112	9-15	24	at Baltimore	L118-128	23-42
<b>6</b>	<b>L.A. Lakers</b>	<b>L115-128</b>	<b>9-16</b>	25	at Boston	L124-147	23-43
<b>8</b>	<b>Detroit</b>	<b>L102-111</b>	<b>9-17</b>	27	at Philadelphia	L111-125	23-44
<b>10</b>	<b>Atlanta</b>	<b>W126-107</b>	<b>10-17</b>	<b>Mar.</b> 1	<b>Chicago</b>	<b>W135-122</b>	<b>24-44</b>
12	at Boston	L104-107	10-18	3	at Seattle	L114-126	24-45
13	at Baltimore	L105-117	10-19	<b>4</b>	<b>Cincinnati</b>	<b>L125-127</b>	<b>24-46</b>
14	Milwaukee (Madison)	L105-118	10-20	6	at New York	L103-107	24-47
16	at Chicago	W110-101	11-20	7	at Detroit	L126-134	24-48
17	at Detroit	W114-107	12-20	9	Philadelphia (Coliseum)	L112-131	24-49
<b>19</b>	<b>San Francisco</b>	<b>W119-111</b>	<b>13-20</b>	10	at Chicago	L106-111	24-50
<b>20</b>	<b>Cincinnati</b>	<b>W126-111</b>	<b>14-20</b>	11	at Atlanta	L121-122	24-51
21	at Seattle	L96-112	14-21	12	at Cincinnati	L151-165	24-52
<b>23</b>	<b>L.A. Lakers</b>	<b>W115-109</b>	<b>15-21</b>	<b>14</b>	<b>New York</b>	<b>L103-119</b>	<b>24-53</b>
<b>27</b>	<b>Boston</b>	<b>L110-111</b>	<b>15-22</b>	<b>15</b>	<b>Philadelphia</b>	<b>W137-128</b>	<b>25-53</b>
29	at Atlanta	L118-122	15-23	<b>17</b>	<b>Boston</b>	<b>W125-117</b>	<b>26-53</b>
30	at Cincinnati	L120-125	15-24	<b>19</b>	<b>Detroit</b>	<b>W132-118</b>	<b>27-53</b>
31	at Milwaukee	L126-143	15-25	20	at Phoenix	L104-127	27-54
<b>Jan.</b> 2	at Phoenix	L120-121	15-26	<b>22</b>	<b>Phoenix</b>	<b>L129-130</b>	<b>27-55</b>

# 1970-71 San Diego Rockets

## (40-42, 3rd Pacific)

### Final Statistics

Player	G	Min	FGM-A	Pct.	FTM-A	Pct.	Reb.	Avg.	A	Avg.	PF-D	TP	AVG
Elvin Hayes	82	3633	948-2215	428	454-676	672	1362	16.6	186	2.3	225-1	2350	28.7
Stu Lantz	82	3102	585-1305	448	519-644	806	406	5.0	344	4.2	230-3	1689	20.6
Calvin Murphy	82	2020	471-1029	458	356-434	820	245	3.0	329	4.0	263-4	1298	15.8
Don Adams	82	2374	391-957	409	155-212	731	581	7.1	173	2.1	344-11	937	11.4
John Trapp	82	2080	322-766	420	142-188	755	510	6.2	138	1.7	337-16	786	9.6
John Block	73	1464	245-584	420	212-270	785	442	6.1	98	1.3	193-2	702	9.6
Larry Siegfried	53	1673	146-378	386	130-153	850	207	3.9	346	6.5	146-0	422	8.0
Rudy Tomjanovich	77	1062	168-439	383	73-112	652	381	5.0	73	1.0	124-0	409	5.3
Bernie Williams	56	708	112-338	331	68-81	840	85	1.5	113	2.0	76-1	292	5.2
Toby Kimball	80	1100	111-287	387	51-108	472	406	5.1	62	0.8	128-1	273	3.4
Curtis Perry	18	100	21-48	438	11-20	550	30	1.7	5	0.3	22-0	53	2.9
John Egan (TOT)	62	824	67-178	376	42-51	824	63	1.0	112	1.8	71-0	176	2.8
John Egan (SD)	36	414	27-80	338	17-23	739	31	0.9	54	1.5	40-0	71	2.0
ROCKETS	82	19730	3547-8426	421	2188-2921	749	4686	57.2	1921	23.4	2128-39	9282	113.2
OPPONENTS	82	19730	3639-8102	449	2024-2745	737	4345	53.0	2135	26.0	2141-41	9302	113.4

Date	Opponent	Score	Record	Date	Opponent	Score	Record
<b>Oct.</b>	13 at Chicago	L96-111	0-1	<b>Jan.</b>	1 at L.A. Lakers	W117-106	22-20
	14 at Baltimore	L105-123	0-2		2 <b>L.A. Lakers</b>	<b>W109-108 (OT)</b>	<b>23-20</b>
	16 at Philadelphia	L119-127	0-3		5 at Chicago	L103-116	23-21
	17 at Buffalo	W102-93	1-3		6 at Detroit	L99-100	23-22
	20 <b>Phoenix</b>	<b>W115-114</b>	<b>2-3</b>		8 <b>San Francisco</b>	<b>L117-120</b>	<b>23-23</b>
	22 <b>Cleveland</b>	<b>W140-110</b>	<b>3-3</b>		9 at San Francisco	L103-109	23-24
	24 <b>Philadelphia</b>	<b>W116-111</b>	<b>4-3</b>		15 <b>Baltimore</b>	<b>L117-124</b>	<b>23-25</b>
	25 at Phoenix	L98-117	4-4		17 <b>Philadelphia</b>	<b>L105-106</b>	<b>23-26</b>
	27 at Milwaukee	L113-126	4-5		19 at New York	L113-117 (OT)	23-27
	28 at Cleveland	W110-99	5-5		20 at Boston	L112-142	23-28
	29 at New York	L107-114	5-6		22 at Buffalo	L94-101	23-29
	31 at Atlanta	W121-117	6-6		23 at Baltimore	L120-127	23-30
<b>Nov.</b>	4 <b>New York</b>	<b>L100-109</b>	<b>6-7</b>		25 <b>Buffalo</b>	<b>W114-106</b>	<b>24-30</b>
	6 <b>Baltimore</b>	<b>L118-125</b>	<b>6-8</b>		27 <b>Chicago</b>	<b>L106-111</b>	<b>24-31</b>
	7 at San Francisco	L102-114	6-9		29 at Detroit	L104-131	24-32
	11 <b>Cincinnati</b>	<b>W127-120</b>	<b>7-9</b>		30 at Cincinnati	L110-116	24-33
	13 <b>San Francisco</b>	<b>L102-107</b>	<b>7-10</b>		31 at Atlanta	L120-131	24-34
	14 <b>Detroit</b>	<b>W112-101</b>	<b>8-10</b>	<b>Feb.</b>	2 at L.A. Lakers	L105-133	24-35
	16 at Portland	W136-118	9-10		3 <b>Milwaukee</b>	<b>L101-108</b>	<b>24-36</b>
	18 <b>Milwaukee</b>	<b>L111-117</b>	<b>9-11</b>		5 <b>Cleveland</b>	<b>W116-105</b>	<b>25-36</b>
	20 <b>Seattle</b>	<b>W121-106</b>	<b>10-11</b>		6 <b>L.A. Lakers</b>	<b>L108-115</b>	<b>25-37</b>
	21 at Seattle	W115-114	11-11		7 at Seattle	W124-107	26-37
	24 at Detroit	L104-111	11-12		9 <b>Seattle</b>	<b>W132-115</b>	<b>27-37</b>
	25 at Cincinnati	W138-120	12-12		11 <b>San Francisco</b>	<b>W119-111</b>	<b>28-37</b>
	27 <b>Atlanta</b>	<b>W128-127</b>	<b>13-12</b>		13 <b>Cincinnati</b>	<b>W120-116</b>	<b>29-37</b>
	28 at Phoenix	W117-116	14-12		18 <b>New York</b>	<b>L115-116</b>	<b>29-38</b>
	29 at L.A. Lakers	L112-130	14-13		19 at San Francisco	W109-103	30-38
<b>Dec.</b>	1 at Portland	W120-114	15-13		20 <b>Boston</b>	<b>W128-118</b>	<b>31-38</b>
	5 <b>L.A. Lakers</b>	<b>W119-116</b>	<b>16-13</b>		23 at New York	W126-109	32-38
	6 at Phoenix	L102-108	16-14		24 at Milwaukee	L104-139	32-39
	11 <b>Phoenix</b>	<b>W110-104</b>	<b>17-14</b>	<b>Mar.</b>	2 at Philadelphia	W111-103	33-39
	12 at Chicago	L98-103	17-15		3 at Boston	L113-128	33-40
	13 at Cleveland	W118-95	18-15		5 <b>Seattle</b>	<b>L110-111</b>	<b>33-41</b>
	15 at Philadelphia	L98-122	18-16		6 Chicago (Oakland)	L99-105	33-42
	16 at Atlanta	L117-128	18-17		7 <b>Portland</b>	<b>W135-121</b>	<b>34-42</b>
	18 <b>Detroit</b>	<b>L116-129</b>	<b>18-18</b>		9 <b>Buffalo</b>	<b>W106-96</b>	<b>35-42</b>
	19 Portland (Oakland)	W118-108	19-18		11 <b>Boston</b>	<b>W115-91</b>	<b>36-42</b>
	20 at Seattle	W110-108	20-18		13 <b>Baltimore</b>	<b>W121-115</b>	<b>37-42</b>
	23 <b>Atlanta</b>	<b>W133-102</b>	<b>21-18</b>		17 <b>Tetroit</b>	<b>W106-99</b>	<b>38-42</b>
	27 <b>Chicago</b>	<b>L101-110</b>	<b>21-19</b>		19 <b>Milwaukee</b>	<b>W111-99</b>	<b>39-42</b>
	29 <b>Boston</b>	<b>L108-110</b>	<b>21-20</b>		21 <b>Phoenix</b>	<b>W132-114</b>	<b>40-42</b>

# 1971-72 Houston Rockets

(34-48, 4th Pacific)

## Final Statistics

Player	G-S	Min	FG-M	Pct.	FT-M	Pct.	Reb.	Avg.	A	Avg.	PF-D	TP	AVG
Elvin Hayes	82-82	3461	832-1918	.434	399-615	.649	1197	14.6	270	3.3	233-1	2063	25.2
Stu Lantz	81-78	3097	557-1279	.435	387-462	.838	345	4.3	337	4.2	211-2	1501	18.5
Calvin Murphy	82-40	2538	571-1255	.455	349-392	.890	258	3.2	393	4.8	298-6	1491	18.2
Rudy Tomjanovich	78-61	2689	500-1010	.495	172-238	.723	923	11.8	117	1.5	193-2	1172	15.0
Cliff Meely	77-36	1815	315-776	.406	133-197	.675	507	6.6	119	1.6	254-9	763	9.9
Greg Smith (TOT)	82	2256	309-671	.461	111-168	.661	483	5.9	222	2.7	259-4	729	8.9
Greg Smith (HOU)	54-50	1519	212-473	.448	70-110	.636	322	6.0	159	2.9	167-3	494	9.1
Mike Newlin	82-25	1495	256-618	.414	108-144	.750	228	2.8	135	1.7	233-6	620	7.6
Jim Davis	12-1	180	18-54	.333	26-38	.684	44	3.7	5	0.4	18-0	62	5.2
Larry Siegfried	10-8	223	18-46	.391	12-14	.857	10	1.0	20	2.0	21-0	48	4.8
Don Adams	3-1	41	6-19	.316	1-2	.500	8	2.7	3	1.0	7-1	13	4.3
Dick Gibbs	64-4	757	90-265	.340	55-66	.833	140	2.2	51	0.8	127-0	235	3.7
Curtis Perry	25-5	355	38-115	.330	12-24	.500	122	4.9	22	0.9	47-1	88	3.5
John Vallely (TOT)	49	366	69-171	.404	30-45	.667	32	0.7	37	0.8	50-0	168	3.4
John Vallely (HOU)	40-1	256	49-128	.383	17-25	.680	21	0.5	28	0.7	37-0	115	2.9
John Egan	38-0	437	42-104	.404	26-32	.813	26	0.7	51	1.3	55-0	110	2.9
M. McLemore (TOT)	27	246	28-71	.394	20-24	.833	73	2.7	22	0.8	33-1	76	2.8
M. McLemore (HOU)	17-0	147	19-43	.442	9-12	.750	39	2.3	10	0.6	15-1	47	2.8
Dick Cunningham	63-5	720	67-174	.385	37-53	.698	243	3.9	57	0.9	76-0	171	2.7
ROCKETS	82	19730	3590-9277	.434	1813-2424	.748	4433	54.1	1777	21.7	1992-32	8993	109.7
OPPONENTS	82	19730	3542-7817	.453	2037-2737	.744	4298	52.4	1945	23.7	1944-19	9121	111.2

Date	Opponent	Score	Record	Date	Opponent	Score	Record
Oct. 14	Philadelphia (Astrohall)	L94-105	0-1	5	Boston (Hofheinz)	L105-113	15-27
16	at Phoenix	L108-128	0-2	9	Golden State (Hofheinz)	L112-113	15-28
17	Detroit (San Antonio)	L99-112	0-3	11	at Seattle	L126-141	15-29
20	Chicago (Waco)	L110-125	0-4	15	Cleveland (Hofheinz)	W112-109	16-29
22	at Seattle	L91-110	0-5	16	New York (Hofheinz)	L108-109	16-30
24	L.A. Lakers (Astrodome)	W103-113	0-6	20	at Cincinnati	W104-87	17-30
26	at Detroit	W104-103	1-6	21	at Boston	L105-110	17-31
27	at Boston	L97-108	1-7	22	at Chicago	L108-115	17-32
28	at New York	L94-112	1-8	23	at Detroit	W109-107	18-32
31	Buffalo (Astrohall)	W102-87	2-8	25	Portland (Astrodome)	W118-104	19-32
Nov. 3	New York (Astrodome)	L98-117	2-9	26	Chicago (San Antonio)	L108-117	19-33
4	Portland (Astrohall)	L110-112	2-10	28	at L.A. Lakers	L105-118	19-34
7	Baltimore (Astrohall)	L106-109	2-11	Feb. 2	Seattle (San Antonio)	W111-88	20-34
9	at Golden State	L99-115	2-12	4	at Portland	L113-114	20-35
10	Boston (Astrodome)	L103-142	2-13	5	Milwaukee (Hofheinz)	L112-119	20-36
12	at Milwaukee	L102-111	2-14	6	Atlanta (Hofheinz)	W120-113	21-36
13	at Chicago	L102-111	2-15	8	Seattle (Portland)	L119-127	21-37
16	at Baltimore	L107-110	2-16	11	Baltimore (Hofheinz)	W116-95	22-37
17	at Philadelphia	W118-112	3-16	13	Cincinnati (Hofheinz)	W112-111	23-37
19	at L.A. Lakers	L99-106	3-17	14	at Philadelphia	W130-116	24-37
21	Golden State (San Diego)	W115-96	4-17	15	at Baltimore	L98-113	24-38
24	Philadelphia (Astrohall)	W109-108	5-17	16	at New York	L100-110	24-39
28	Phoenix (Astrohall)	L110-116	5-18	18	at Buffalo	W108-96	25-39
30	at Buffalo	W115-101	6-18	23	L.A. Lakers (Waco)	W115-110	26-39
Dec. 1	at Cleveland	L106-116	6-19	26	Detroit (Hofheinz)	W122-106	27-39
3	at Detroit	L112-113	6-20	27	Golden State (Hofheinz)	L104-117	27-40
4	at Boston	L107-117	6-21	Mar. 1	Cincinnati (El Paso)	W108-96	28-40
8	L.A. Lakers (Astrodome)	L120-125	6-22	3	Golden State (San Diego)	L107-108	28-41
10	Atlanta (Astrodome)	W95-88	7-22	4	Cleveland (Hofheinz)	L123-130	28-42
11	at Phoenix	W111-110	8-22	5	Chicago (Hofheinz)	L97-128	28-43
12	Seattle (Hofheinz)	W100-98	9-22	9	Portland (Seattle)	W114-111	29-43
14	at Milwaukee	L98-106	9-23	10	Golden State (Hofheinz)	L116-119	29-44
15	at Atlanta	W117-115 (OT)	10-23	11	Buffalo (Hofheinz)	W121-100	30-44
17	at Chicago	W109-98	11-23	12	Philadelphia (Hofheinz)	W121-112	31-44
18	at Cincinnati	W126-116	12-23	16	New York (Astrodome)	L102-103	31-45
21	at Portland	W132-119	13-23	18	Milwaukee (Astrodome)	L116-120 (OT)	31-46
26	at L.A. Lakers	L115-137	13-24	21	at Milwaukee	L94-111	31-47
29	Phoenix (Hofheinz)	L106-124	13-25	22	at Atlanta	L106-107	31-48
30	Atlanta (Hofheinz)	W129-115	14-25	24	at Cleveland	W127-119	32-48
Jan. 2	Detroit (Hofheinz)	L107-109	14-26	25	at Baltimore	W106-85	33-48
4	Seattle (Hofheinz)	W119-110	15-26	26	Portland (Hofheinz)	W131-109	34-48

# 1972-73 Houston Rockets

(33-49, 3rd Central)

## Final Statistics

Player	G-S	Min	FGM-A	Pct.	FTM-A	Pct.	Reb.	Avg.	A	Avg.	PF-D	TP	AVG
Rudy Tomjanovich	81-65	2972	655-1371	.478	205-335	.746	938	11.6	178	2.2	225-1	1560	19.3
Jack Marin	81-81	3019	624-1334	.468	248-292	.849	499	6.2	291	3.6	247-4	1496	18.5
Jimmy Walker	81-81	3079	605-1301	.465	244-276	.884	268	3.3	442	5.5	207-0	1454	18.0
Mike Newlin	82-70	2658	534-1206	.443	327-369	.886	340	4.2	409	5.0	301-5	1395	17.0
Calvin Murphy	77-13	1697	381-820	.465	239-269	.888	149	1.9	262	3.4	211-3	1001	13.0
Otto Moore	82-68	2712	418-859	.487	127-211	.602	868	10.6	167	2.0	239-4	963	11.7
Don Smith	48-13	900	149-375	.397	119-162	.735	304	6.3	53	1.1	108-2	417	8.7
Cliff Meely	82-19	1694	268-657	.408	92-137	.672	496	6.1	91	1.1	263-6	628	7.7
Paul McCracken	24-0	305	44-89	.494	23-39	.590	51	2.1	17	0.9	32-0	111	6
OStan McKenzie (TOT)	33-0	294	48-119	.403	30-37	.811	55	1.7	23	0.7	43-1	126	3.8
Stan McKenzie (HOU)	26-0	187	35-83	.422	16-21	.762	34	1.3	15	0.6	28-0	86	3.3
Greg Smith	4-0	41	5-16	.313	0-0	.000	8	2.0	5	1.3	8-0	10	2.5
George Johnson	19-0	169	20-39	.513	3-4	.750	45	2.4	3	0.2	33-0	43	2.3
Eric McWilliams	44-0	245	34-98	.347	18-37	.486	60	1.4	5	0.1	46-0	86	2.0
Dick Gibbs	1-0	2	0-1	.000	0-0	.000	0	0.0	1	1.0	1-0	0	0.0
ROCKETS	82	19680	3772-8249	.457	1706-2152	.793	4060	49.5	1939	23.7	1949-25	9250	112.8
OPPONENTS	82	19680	3824-8119	.471	1744-2290	.762	4338	52.9	2104	25.7	1902-22	9302	114.5

Date	Opponent	Score	Record	Date	Opponent	Score	Record
<b>Oct.</b>	13 at Cleveland	W109-108	1-0	10 at Boston	L107-128	17-25	
	14 at Buffalo	W121-113	2-0	12 New York	<b>L103-104</b>	<b>17-26</b>	
	17 at New York	L95-103	2-1	13 Cleveland	<b>L115-123</b>	<b>17-27</b>	
	20 Atlanta	<b>W120-108</b>	<b>3-1</b>	17 Golden State (San Antonio)	L117-123	17-28	
	21 Chicago	<b>L97-130</b>	<b>3-2</b>	19 Cleveland	<b>L104-108</b>	<b>17-29</b>	
	25 L.A. Lakers (San Antonio)	L107-112	3-3	20 Portland	<b>L115-130</b>	<b>17-30</b>	
	27 Detroit	<b>W130-118</b>	<b>4-3</b>	21 New York	<b>W107-103</b>	<b>18-30</b>	
	31 at Atlanta	W106-105	5-3	25 Milwaukee (Madison)	W129-125	19-30	
<b>Nov.</b>	1 at Philadelphia	W108-104	6-3	26 at Boston	L126-139	19-31	
	3 Atlanta	<b>L108-114</b>	<b>6-4</b>	28 Atlanta	<b>W116-108</b>	<b>20-31</b>	
	4 Detroit (San Antonio)	W118-108	7-4	30 at Portland	W123-120	21-31	
	7 at L.A. Lakers	L109-122	7-5	31 at Seattle	L109-118	21-32	
	10 at Phoenix	L109-115	7-6	<b>Feb.</b>	2 at L.A. Lakers	L109-126	21-33
	11 Philadelphia (San Antonio)	L112-114	7-7	3 at Phoenix	L123-132	21-34	
	14 at Baltimore	L103-104	7-8	4 Buffalo (San Antonio)	W130-118	22-34	
	16 at New York	L100-119	7-9	6 Philadelphia (San Antonio)	W123-117	23-34	
	18 at Kansas City	L117-127	7-10	9 Kansas City	<b>L116-121</b>	<b>23-35</b>	
	21 at Chicago	L105-113	7-11	10 at Atlanta	L91-103	23-36	
	22 Golden State	<b>W132-104</b>	<b>8-11</b>	13 at Kansas City	L118-132	23-37	
	25 Seattle	<b>W114-109</b>	<b>9-11</b>	16 at Milwaukee	L103-105	23-38	
	28 Baltimore (San Antonio)	L90-108	9-12	17 Phoenix	<b>W127-111</b>	<b>24-38</b>	
	29 Baltimore (San Antonio)	W102-94	10-12	18 Chicago	<b>L99-110</b>	<b>24-39</b>	
<b>Dec.</b>	1 at Baltimore	L96-103	10-13	21 Seattle (San Antonio)	W139-107	25-39	
	2 Kansas City-Omaha	<b>L109-114</b>	<b>10-14</b>	23 Philadelphia (Hershey)	W138-116	26-39	
	5 at Golden State	L101-108	10-15	25 at Detroit	L112-129	26-40	
	8 Portland	<b>W114-108</b>	<b>11-15</b>	27 at Buffalo	W112-105	27-40	
	12 at Buffalo	L94-95	11-16	<b>Mar.</b>	3 at Atlanta	L125-136	27-41
	15 at Baltimore	L91-94	11-17	4 Milwaukee	<b>L101-116</b>	<b>27-42</b>	
	16 at Detroit	W123-112	12-17	7 Cleveland (San Antonio)	L100-118	27-43	
	17 at Cleveland	W110-109	13-17	9 Baltimore	<b>L104-109</b>	<b>27-44</b>	
	20 New York (San Antonio)	L102-124	13-18	10 Cleveland	<b>W131-116</b>	<b>28-44</b>	
	22 Philadelphia	<b>W116-103</b>	<b>14-18</b>	11 Atlanta	<b>W129-118</b>	<b>29-44</b>	
	26 Phoenix	<b>W113-110</b>	<b>15-18</b>	15 at Golden State	L125-141	29-45	
	27 L.A. Lakers	<b>W136-104</b>	<b>16-18</b>	16 at Portland	L128-141	29-46	
	29 Milwaukee	<b>L101-114</b>	<b>16-19</b>	18 at Seattle	L112-121	29-47	
<b>Jan.</b>	2 Boston	<b>L110-130</b>	<b>16-20</b>	20 Boston (Providence)	L89-94	29-48	
	3 Boston	<b>W123-112</b>	<b>17-20</b>	21 at Baltimore	W118-110	30-48	
	4 at Chicago	L97-111	17-21	23 at Philadelphia	W132-112	31-48	
	6 at New York	L106-116	17-22	25 Boston	<b>L121-125</b>	<b>31-49</b>	
	7 at Cleveland	L97-102	17-23	27 Buffalo (San Antonio)	W121-111	32-49	
	9 at Atlanta	L114-120	17-24	28 Buffalo (San Antonio)	W138-122	33-49	



# 1973-74 Houston Rockets

(32-50, 3rd Central)

## Final Statistics

Player	G-S	Min	FGM-A	Pct.	FTM-A	Pct.	Rebounds		Avg.	A	Avg.	PF-D	S	B	TP	Avg.
							O-D-Tot	Avg.								
Rudy Tomjanovich	80-80	3227	788-1470	.536	385-454	.848	230-487-717	9.0	250	3.1	230-0	89	66	1961	24.5	
Calvin Murphy	81-79	2922	671-1285	.522	310-357	.868	51-137-188	2.3	603	7.4	310-8	157	4	1652	20.4	
Mike Newlin	76-70	2591	510-1139	.448	380-444	.856	77-185-262	3.5	363	4.8	259-5	87	9	1400	18.4	
Don Smith	79-63	2459	336-732	.459	193-240	.804	259-664-923	11.7	166	2.1	227-3	80	104	865	10.9	
Jack Marin	47-10	1102	210-443	.474	82-98	.837	29-77-106	2.3	121	2.6	120-2	23	8	502	10.7	
Cliff Meely	77-31	1754	330-773	.427	90-140	.643	103-336-439	5.7	124	1.6	234-5	53	77	750	9.7	
Ed Ratleff	81-8	1773	254-585	.434	103-129	.798	93-193-286	3.5	181	2.2	182-2	90	27	611	7.5	
Matt Guokas	39-27	1007	93-203	.458	21-28	.750	17-43-60	1.5	133	3.4	73-1	27	14	207	5.3	
E.C. Coleman	58-28	1075	128-250	.512	47-74	.635	81-171-252	4.4	76	1.3	162-4	37	20	303	5.2	
Otto Moore	13-7	313	32-69	.464	4-8	.500	20-64-84	6.5	18	1.4	37-2	10	18	68	5.2	
Dave Wohl (TOT)	67	1055	121-277	.437	75-102	.735	11-35-46	0.7	236	3.5	136-3	76	2	317	4.7	
Dave Wohl (HOU)	26-0	449	61-127	.480	33-42	.786	4-13-17	0.7	109	4.2	64-2	43	1	155	6.0	
Jimmy Walker	6-0	38	7-12	.583	0-1	.000	0-2-2	0.7	4	1.3	4-0	0	0	14	4.7	
Ron Riley (TOT)	48	591	81-202	.401	24-38	.632	48-129-177	3.7	37	0.8	95-0	18	24	186	3.9	
Ron Riley (HOU)	36-5	421	57-145	.393	10-14	.714	35-86-121	3.4	29	0.8	68-0	15	22	124	3.4	
Kevin Kunnert (TOT)	64	701	105-215	.488	21-33	.636	83-134-217	3.4	43	0.7	151-1	10	54	231	3.6	
Kevin Kunnert (HOU)	25-0	361	56-114	.491	10-17	.588	40-71-111	4.4	18	0.7	68-1	5	29	122	4.9	
George Johnson	26-2	238	23-51	.451	8-17	.471	20-41-61	2.4	9	0.4	46-1	8	8	54	2.1	
Stan McKenzie	11-0	112	7-24	.292	6-8	.750	3-13-16	1.5	6	0.6	17-0	3	0	20	1.8	
Paul McCracken	4-0	13	1-4	.250	0-0	.000	1-5-5	1.5	2	0.5	3-0	0	0	2	0.5	
ROCKETS	82	19855	3564-7426	.480	1682-2071	.812	1063-2588-3661	44.5	2212	27.0	2104-36	727	407	8810	107.4	
OPPONENTS	82	19855	3551-7433	.478	1719-2337	.736	1162-2619-3781	46.1	2122	25.9	1994-29	707	375	8821	107.6	

Date	Opponent	Score	Record	Date	Opponent	Score	Record
Oct. 9	at Buffalo	L105-107 (OT)	0-1	5	at Golden State	L106-108	14-28
10	at Philadelphia	W104-88	1-1	6	at Seattle	L90-91	14-29
12	at Cleveland	W106-99	2-1	8	<b>Golden State</b>	<b>L92-104</b>	<b>14-30</b>
13	at New York	W86-85	3-1	9	at Phoenix	L101-105	14-31
16	<b>Philadelphia</b>	<b>L101-106</b>	<b>3-2</b>	11	at Buffalo	L99-117	14-32
20	<b>Detroit</b>	<b>L104-107</b>	<b>3-3</b>	13	Buffalo (Toronto)	W121-112	15-32
23	<b>L.A. Lakers</b>	<b>L98-107</b>	<b>3-4</b>	18	<b>New York</b>	<b>W96-90</b>	<b>16-32</b>
24	at Boston	W132-117	4-4	20	at Capital	L105-111	16-33
26	at Chicago	L113-121	4-5	22	at New York	W108-93	17-33
27	<b>Chicago</b>	<b>L92-102</b>	<b>4-6</b>	23	at Atlanta	W115-104	18-33
31	<b>New York</b>	<b>L91-102</b>	<b>4-7</b>	25	at Detroit	L89-93	18-34
Nov. 2	<b>Atlanta</b>	<b>L123-125</b>	<b>4-8</b>	27	<b>Buffalo</b>	<b>L108-122</b>	<b>18-35</b>
4	at L.A. Lakers	L93-106	4-9	29	<b>Seattle</b>	<b>L107-115</b>	<b>18-36</b>
7	<b>Capital</b>	<b>L97-111</b>	<b>4-10</b>	31	<b>Golden State</b>	<b>L108-109</b>	<b>18-37</b>
9	at Cleveland	L106-111	4-11	Feb. 2	at Atlanta	L107-117	18-38
13	<b>Philadelphia</b>	<b>W97-83</b>	<b>5-11</b>	3	<b>Atlanta</b>	<b>W123-112</b>	<b>19-38</b>
14	at Kansas City	L116-118 (OT)	5-12	5	<b>L.A. Lakers</b>	<b>W116-112 (OT)</b>	<b>20-38</b>
17	<b>Portland</b>	<b>L87-96</b>	<b>5-13</b>	8	<b>Cleveland</b>	<b>W120-106</b>	<b>21-38</b>
22	<b>Cleveland</b>	<b>L96-104</b>	<b>5-14</b>	10	at Portland	W112-106	22-38
23	<b>Cleveland</b>	<b>L83-85</b>	<b>5-15</b>	12	at L.A. Lakers	W129-119	23-38
27	<b>Phoenix</b>	<b>W125-111</b>	<b>6-15</b>	14	at Phoenix	L99-107	23-39
28	at New York	W114-106	7-15	17	<b>Buffalo</b>	<b>L118-135</b>	<b>23-40</b>
30	<b>Detroit</b>	<b>W110-95</b>	<b>8-15</b>	20	<b>Philadelphia</b>	<b>W115-98</b>	<b>24-40</b>
Dec. 1	at Philadelphia	L106-108 (OT)	8-16	22	<b>Milwaukee</b>	<b>L113-122</b>	<b>24-41</b>
2	at Cleveland	W130-104	9-16	24	<b>Portland</b>	<b>W133-115</b>	<b>25-41</b>
4	at Milwaukee	L109-124	9-17	26	<b>Kansas City-Omaha</b>	<b>W118-101</b>	<b>26-41</b>
5	<b>Capital</b>	<b>W119-99</b>	<b>10-17</b>	Mar. 1	<b>Phoenix</b>	<b>W117-111</b>	<b>27-41</b>
9	at Seattle	W110-107	11-17	2	at Atlanta	L122-129	27-42
11	at Golden State	L107-114	11-18	3	Milwaukee (Madison)	L106-112 (OT)	27-43
14	<b>Boston</b>	<b>L106-114</b>	<b>11-19</b>	6	<b>Chicago</b>	<b>L93-105</b>	<b>27-44</b>
15	at Chicago	L100-104	11-20	8	<b>Boston</b>	<b>W113-106</b>	<b>28-44</b>
17	<b>New York</b>	<b>L97-109</b>	<b>11-21</b>	10	<b>Cleveland</b>	<b>W113-108</b>	<b>29-44</b>
19	<b>Seattle</b>	<b>L118-124 (OT)</b>	<b>11-22</b>	13	<b>Capital</b>	<b>W117-93</b>	<b>30-44</b>
21	<b>Atlanta</b>	<b>L110-124</b>	<b>11-23</b>	15	<b>Capital</b>	<b>W114-105</b>	<b>31-44</b>
22	at Capital	L89-98	11-24	17	at Kansas City-Omaha	L114-125	31-45
23	at Cleveland	L91-99	11-25	19	<b>Boston</b>	<b>L107-110</b>	<b>31-46</b>
26	<b>Kansas City-Omaha</b>	<b>W110-95</b>	<b>12-25</b>	20	at Detroit	L99-103	31-47
28	<b>Milwaukee</b>	<b>L111-127</b>	<b>12-26</b>	22	at Capital	L95-109	31-48
29	at Atlanta	L110-114	12-27	23	Boston (Providence)	L105-108	31-49
Jan. 2	at Philadelphia	W101-99	13-27	24	at Boston	L106-109 (OT)	31-50
4	at Portland	W119-113	14-27	26	<b>Buffalo</b>	<b>W119-96</b>	<b>32-50</b>

# 1974-75 Houston Rockets

(41-41, 2nd Central)

## Final Statistics

Player	G-S	Min	FGM-A	Pct.	FTM-A	Pct.	Rebounds			PF-D	S	B	TP	Avg.	
							O-D-Tot	Avg.	A						
Rudy Tomjanovich	81-81	3134	694-1323	.525	289-366	.790	184-429-613	7.6	236	2.9	230-1	76	24	1677	20.7
Calvin Murphy	78-52	2513	557-1152	.484	341-386	.883	52-121-173	2.2	381	4.9	281-8	128	4	1455	18.7
Mike Newlin	79-70	2709	436-905	.482	265-305	.869	55-205-260	3.3	403	5.1	288-4	111	7	1137	14.4
Ed Ratleff	80-48	2563	392-851	.461	157-190	.826	185-274-459	5.7	259	3.2	231-5	146	51	941	11.8
Kevin Kunnert	75-34	1801	346-676	.512	116-169	.686	214-417-631	8.4	108	1.4	223-2	34	84	808	10.8
Zaid Abdul-Aziz	65-33	1450	235-538	.437	159-203	.783	154-334-488	7.5	84	1.3	128-1	37	74	629	9.7
Cliff Meely	48-5	753	156-349	.447	68-94	.723	55-109-164	3.4	45	0.9	117-4	21	21	380	7.9
Dave Wohl	75-39	1722	203-462	.439	79-106	.745	26-86-112	1.5	340	4.5	184-1	75	9	485	6.5
Ron Riley	77-33	1578	196-470	.417	71-97	.732	137-243-360	4.9	130	1.7	197-3	56	22	463	6.0
Steve Hawes	55-15	897	140-279	.502	45-55	.818	80-195-275	5.0	88	1.6	99-1	36	36	325	5.9
Owen Wells	33-0	214	42-100	.420	15-22	.682	12-23-35	1.1	22	0.7	38-0	9	3	99	3.0
Gus Bailey	47-0	446	51-126	.405	20-41	.488	23-59-82	1.8	59	1.3	52-0	17	16	122	2.6
ROCKETS	82	19780	3448-7231	.477	1625-2034	.799	1177-2495-3672	44.8	2155	26.3	2068-30	746	351	8521	103.9
OPPONENTS	82	19780	3429-7127	.481	1576-2127	.741	1036-2380-3416	41.7	2024	24.7	2063-37	750	308	8434	102.9

Date	Opponent	Score	Record	Date	Opponent	Score	Record
Oct. 18	at Milwaukee	W106-101	1-0	17	Portland	L106-127	20-22
19	at Atlanta	L112-118	1-1	18	Boston (Hartford)	L101-123	20-23
22	at New York	L100-110	1-2	21	Boston	L102-113	20-24
23	at Washington	L95-99	1-3	23	at Atlanta	W96-95	21-24
25	Philadelphia	W110-86	2-3	24	Milwaukee	W95-91	22-24
30	at New Orleans	W113-100	3-3	26	at Washington	L90-118	22-25
31	Washington	W95-92	4-3	28	L.A. Lakers	W104-89	23-25
Nov. 2	Kansas City-Omaha	W120-97	5-3	30	Detroit	W103-88	24-25
5	New York	L93-106	5-4	Feb. 1	at New York	W95-93	25-25
7	Milwaukee	W103-93	6-4	2	at Philadelphia	L77-90	25-26
9	Phoenix	L96-101	6-5	4	Golden State	L105-107	25-27
12	at Kansas City-Omaha	W103-99	7-5	5	at New Orleans	W124-97	26-27
14	Chicago	W105-96	8-5	7	Atlanta	W105-97	27-27
16	Detroit	W118-98	9-5	9	at Portland	W102-92	28-27
19	Cleveland	W94-85	10-5	11	at Golden State	W112-108 (OT)	29-27
22	at L.A. Lakers	L83-89	10-6	12	at Seattle	L103-104	29-28
24	at Seattle	W124-109	11-6	14	New Orleans	L112-124	29-29
26	at Golden State	L124-144	11-7	16	at Cleveland	L95-100	29-30
27	at Portland	L97-111	11-8	18	Portland	W107-83	30-30
29	Atlanta	L91-96	11-9	21	Philadelphia	W103-85	31-30
30	at Phoenix	L100-112	11-10	23	at New Orleans	L99-108	31-31
Dec. 3	at Cleveland	L91-97	11-11	25	Cleveland	W114-87	32-31
4	at Detroit	L69-88	11-12	28	Chicago	W102-87	33-31
6	Boston	L114-120 (OT)	11-13	Mar. 1	New Orleans	W121-109	34-31
10	Golden State	W111-97	12-13	2	Phoenix	W110-104	35-31
11	at Philadelphia	L96-103	12-14	7	Cleveland	W93-86	36-31
12	Buffalo (Toronto)	L113-124	12-15	8	at Phoenix	W112-107	37-31
14	Kansas City-Omaha	W123-84	13-15	9	at L.A. Lakers	L95-116	37-32
17	New Orleans	W109-83	14-15	11	Seattle	L117-122 (OT)	37-33
20	Washington	W116-91	15-15	12	at Washington	L88-117	37-34
21	at Atlanta	W101-96	16-15	14	New York	L94-103	37-35
26	Atlanta	W114-86	17-15	16	at Boston	L94-99	37-36
28	Buffalo	W125-117	18-15	18	Buffalo	W122-115	38-36
30	L.A. Lakers	W120-107	19-15	21	at Detroit	L110-121	38-37
Jan. 3	at Cleveland	L83-95	19-16	22	at Buffalo	L112-117	38-38
4	at Milwaukee	L89-93	19-17	23	at Cleveland	L95-101	38-39
5	at Kansas City	W115-106	20-17	25	at Chicago	L94-112	38-40
7	at Chicago	L97-106	20-18	28	Cleveland	W112-105	39-40
9	Washington	L94-102	20-19	29	New Orleans	W107-105	40-40
10	at New Orleans	L108-111	20-20	Apr. 1	Atlanta	W113-104	41-40
16	Seattle	L125-127 (OT)	20-21	2	at Washington	L85-112	41-41

# 1975-76 Houston Rockets

(40-42, 3rd Central)

## Final Statistics

Player	G-S	Min	FGM-A	Pct.	FTM-A	Pct.	Rebounds		PF-D	S	B	TP	Avg.		
							O-D-Tot	Avg.							
Calvin Murphy	82-82	2995	675-1369	.493	372-410	.907	52-157-209	2.6	596	7.3	294-3	151	6	1722	21.0
Mike Newlin	82-82	3065	569-1123	.507	385-445	.865	72-284-336	4.1	457	5.6	263-5	106	5	1523	18.6
Rudy Tomjanovich	79-79	2912	622-1202	.517	221-288	.767	167-499-666	8.4	188	2.4	206-1	42	19	1465	18.5
Kevin Kunnert	80-80	2335	465-954	.487	102-156	.654	267-520-787	9.8	155	1.9	315-14	57	105	1032	12.9
Ed Ratleff	72-66	2401	314-647	.485	168-206	.816	107-272-379	5.3	260	3.6	234-4	114	37	796	11.1
Joe Meriweather	81-4	2042	338-684	.494	154-239	.644	163-353-516	6.4	82	1.0	219-4	36	120	830	10.2
John Johnson (TOT)	76	1697	316-697	.453	120-155	.774	94-238-332	4.4	217	2.9	194-1	57	36	752	9.9
John Johnson (HOU)	67-1	1485	275-609	.452	97-128	.758	81-211-292	4.4	163	2.4	163-0	50	28	647	9.7
Cliff Meely	14-0	174	32-81	.395	9-16	.563	12-40-52	3.7	10	0.7	31-1	9	4	73	5.2
Ron Riley	65-16	1049	115-280	.411	38-56	.679	91-213-304	4.7	75	1.2	137-1	32	21	268	4.1
Dave Wohl	50-0	700	66-163	.405	38-49	.776	9-47-56	1.1	112	2.2	112-2	26	1	170	3.4
Rudy White	32-0	284	42-102	.412	18-25	.720	13-25-38	1.2	30	0.9	32-0	19	5	102	3.2
Gus Bailey	30-0	262	28-77	.364	14-28	.500	20-30-50	1.7	41	1.4	33-1	14	8	70	2.3
Steve Hawes	6-0	51	5-13	.385	0-0	.000	5-13-18	3.0	10	1.7	6-0	0	0	10	1.7
ROCKETS	82	19755	3546-7304	.485	1616-2046	.790	1059-2644-3703	45.2	2213	27.0	2045-36	656	359	8708	106.2
OPPONENTS	82	19755	3603-7551	.477	1568-2072	.757	1116-2473-3589	43.8	2028	24.7	2050-23	684	311	8774	107.0

Date	Opponent	Score	Record	Date	Opponent	Score	Record
Oct. 24	at Boston	L94-109	0-1	24	Seattle	W110-103	20-22
28	at Buffalo	L108-124	0-2	27	Philadelphia	W127-116	21-22
31	at Detroit	L127-131	0-3	28	Cleveland	W108-93	22-22
Nov. 2	Milwaukee	W104-89	1-3	29	at Kansas City	L86-119	22-23
4	New York	W119-106	2-3	31	at New York	W130-114	23-23
8	Cleveland	W116-112	3-3	Feb. 5	New Orleans	L111-114	23-24
12	Buffalo	L80-93	3-4	7	Chicago	W89-87	24-24
13	at New York	L102-108	3-5	9	Kansas City	W105-86	25-24
15	New Orleans	W103-101	4-5	11	Boston	W115-103	26-24
18	at Cleveland	W95-91	5-5	13	at Philadelphia	L109-134	26-25
19	L.A. Lakers	L110-118	5-6	14	at Washington	L89-108	26-26
21	at Phoenix	L92-107	5-7	15	at Milwaukee	L105-113	26-27
23	at L.A. Lakers	L99-110	5-8	18	L.A. Lakers	W114-98	27-27
25	at Washington	W100-89	6-8	20	Milwaukee	W110-108	28-27
26	Washington	W97-85	7-8	21	Phoenix	L108-110 (OT)	28-28
29	Philadelphia	W99-98	8-8	22	at Cleveland	L103-107	28-29
Dec. 2	at Chicago	W91-77	9-8	23	Cleveland	W117-114	29-29
3	Seattle	W107-101	10-8	25	at Boston	L102-103	29-30
5	at Detroit	L91-102	10-9	27	at Buffalo	W113-107	30-30
6	Detroit	W105-96	11-9	29	at Washington	L108-110	30-31
10	Phoenix	W119-105	11-10	Mar. 3	at New Orleans	W113-105	31-31
13	Boston	L120-137	11-11	4	Washington	L106-113	31-32
16	at Kansas City	W111-100	12-11	6	Atlanta	W101-97	32-32
17	at Buffalo	L85-88	12-12	7	at Atlanta	L106-123	32-33
19	Atlanta	W113-107	13-12	10	Portland	W113-110	33-33
20	at Atlanta	L108-123	13-13	12	Buffalo	W113-100	34-33
23	Chicago	W103-94	14-13	13	Golden State	L97-111	34-34
25	at New Orleans	L99-101	14-14	16	New York	W116-111	35-34
27	at Golden State	W113-110	15-14	17	Atlanta	W124-112	36-34
28	at Seattle	L106-116	15-15	19	at Portland	L105-111	36-35
Jan. 1	at Portland	W110-107	16-15	21	at Seattle	L107-117	36-36
3	at Milwaukee	L101-126	16-16	23	at L.A. Lakers	L106-125	36-37
5	at Chicago	L97-98	16-17	25	at Golden State	W123-104	37-37
7	Kansas City	L106-108	16-18	27	Philadelphia	W109-95	38-37
8	at Atlanta	W115-106	17-18	30	at Cleveland	L86-95	38-38
10	Portland	W105-94	18-18	Apr. 2	at Boston	L115-119	38-39
14	New York	L103-107 (OT)	18-19	5	at Philadelphia	L129-130 (OT)	38-40
16	Golden State	L103-123	18-20	7	Washington	L105-115	38-41
17	New Orleans	L97-108	18-21	9	at New Orleans	L88-99	38-42
19	Washington	W115-96	19-21	10	Detroit	W110-99	39-42
23	at Phoenix	L115-124	19-22	11	at Atlanta	W122-111	40-42

# 1976-77 Houston Rockets

(49-33, 1st Central)

## Final Statistics

Player	G-S	Min	FGM-A	Pct.	FTM-A	Pct.	Rebounds		Avg.	A	Avg.	PF-D	S	B	TP	Avg.
							O-D-Tot	Avg.								
Rudy Tomjanovich	81-80	3130	733-1437	.510	287-342	.839	172-512-684	8.4	172	2.1	198-1	57	27	1753	21.6	
Calvin Murphy	82-80	2764	596-1216	.490	272-307	.886	54-118-172	2.1	386	4.7	281-6	144	8	1464	17.9	
Moses Malone (TOT)	82-71	2506	389-810	.480	305-440	.693	437-635-1072	13.1	89	1.1	275-3	67	181	1083	13.2	
Moses Malone (HOU)	80-71	2500	389-810	.480	305-440	.693	437-634-1071	13.4	89	1.1	274-3	67	181	1083	13.5	
Mike Newlin	82-34	2119	387-850	.455	269-304	.885	53-151-204	2.5	320	3.9	226-2	60	3	1043	12.7	
John Lucas	82-56	2531	388-814	.477	135-171	.789	55-164-219	2.7	463	5.7	174-0	125	19	911	11.1	
Kevin Kunnert	81-56	2050	333-685	.486	93-126	.738	210-459-669	8.3	154	1.9	361-17	35	105	759	9.4	
John Johnson	79-24	1738	319-696	.458	94-132	.712	75-191-266	3.4	163	2.1	199-1	47	24	732	9.3	
Dwight Jones	74-10	1239	167-338	.494	101-126	.802	98-186-284	3.8	48	0.7	175-1	38	19	435	5.9	
Ed Ratleff	37-2	533	70-161	.435	26-42	.619	24-53-77	2.1	43	1.2	45-0	20	6	166	4.5	
Tom Owens	46-1	462	68-135	.504	52-76	.684	47-95-142	3.1	18	0.4	96-2	4	13	188	4.1	
Rudy White	46-0	368	47-106	.443	15-25	.600	13-28-41	0.9	35	0.8	39-0	11	1	109	2.4	
Eugene Kennedy	32-1	277	31-58	.534	3-8	.375	14-37-51	1.6	6	0.2	45-1	7	5	65	2.0	
Dave Wohl	14-0	62	7-17	.412	4-4	1.000	1-4-5	0.4	15	1.1	18-1	0	0	18	1.3	
Phil Hicks	2-0	7	0-2	.000	0-0	.000	1-0-1	0.5	1	0.5	1-0	1	0	0	0.0	
ROCKETS	82	19780	3535-7325	.483	1656-2103	.787	1254-2632-3884	47.4	1913	23.3	2132-35	616	411	8726	106.4	
OPONENTS	82	19780	3424-7356	.465	1746-2252	.775	1121-2232-3353	40.9	1883	23.0	1978-27	547	350	8594	104.8	

Date	Opponent	Score	Record	Date	Opponent	Score	Record
Oct. 21	at Atlanta	W120-104	1-0	21	at Detroit	L86-109	23-19
23	Phoenix	W129-126	2-0	22	Portland	W110-107	24-19
27	Philadelphia	L94-116	2-1	27	Detroit	W114-107	25-19
30	Washington	W105-92	3-1	28	Atlanta	W118-104	26-19
Nov. 3	Boston	W117-111 (OT)	4-1	29	at Atlanta	L97-101	26-20
5	at New Jersey	L91-95	4-2	30	at Buffalo	L90-108	26-21
6	at Buffalo	L102-117	4-3	5	New York	W105-103	27-21
9	at Chicago	W111-92	5-3	6	at New Orleans	L90-99	27-22
10	Seattle	W99-97	6-3	8	Cleveland	W97-81	28-22
12	at Milwaukee	L99-111	6-4	9	Chicago	W108-103	29-22
13	New Jersey	L110-114	6-5	11	San Antonio	L104-107	29-23
17	Buffalo	W120-114 (OT)	7-5	16	Seattle	W124-95	30-23
20	Kansas City	W127-126 (OT)	8-5	17	at San Antonio	W113-99	31-23
24	Golden State	W113-107 (OT)	9-5	19	at Kansas City	L109-115	31-24
26	at New Orleans	W105-99	10-5	22	at Denver	L106-118	31-25
27	San Antonio	W125-116	11-5	24	at Phoenix	W109-106	32-25
Dec. 1	Detroit	W110-104	12-5	25	at Portland	W123-106	33-25
2	Milwaukee	W137-110	13-5	27	at L.A. Lakers	L101-106	33-26
4	Indiana	W120-108	14-5	Mar. 2	L.A. Lakers	W120-113	34-26
8	at Phoenix	L95-116	14-6	5	Milwaukee	W119-106	35-26
10	at L.A. Lakers	L99-109	14-7	6	at New Jersey	W99-91	36-26
11	at Golden State	L112-124	14-8	7	at Buffalo	W128-107	37-26
12	at Seattle	W96-92	15-8	9	Phoenix	W105-100	38-26
14	at Portland	L84-104	15-9	11	at Indiana	W124-109	39-26
16	Atlanta	W118-107	16-9	12	New Orleans	W120-104	40-26
18	New Orleans	L106-110	16-10	16	New Jersey	W100-86	41-26
22	Washington	W111-90	17-10	17	at Cleveland	W88-87	42-26
26	at Indiana	W93-79	18-10	18	at Philadelphia	L104-124	42-27
28	at New York	L99-111	18-11	19	Buffalo	W110-104	43-27
29	Philadelphia	W93-91	19-11	22	Indiana	W106-99	44-27
Jan. 1	at Washington	L89-104	19-12	23	Portland	W109-104	45-27
2	at Cleveland	L80-104	19-13	24	at San Antonio	L112-118	45-28
5	New York	W108-107	20-13	26	Kansas City	W107-97	46-28
7	Denver	L107-117	20-14	27	at Detroit	L100-115	46-29
8	at Kansas City	L94-106	20-15	29	at Golden State	L92-109	46-30
11	Boston (Hartford)	L101-105	20-16	30	at Seattle	L105-111	46-31
12	at Philadelphia	L97-102	20-17	Apr. 1	at Washington	W91-85	47-31
14	at Milwaukee	W111-84	21-17	2	Cleveland	W106-93	48-31
15	L.A. Lakers	W122-116	22-17	6	at Boston	W104-93	49-31
18	Chicago	W103-85	23-17	8	at Chicago	L109-113	49-32
19	Boston	L102-112	23-18	9	Denver	L110-118	49-33

# 1977-78 Houston Rockets

(28-54, 6th Central)

## Final Statistics

Player	G-S	Min	FGM-A	Pct.	FTM-A	Pct.	Rebounds		Avg.	A	Avg.	PF-D	S	TO	B	TP	Avg.
							O-D-Tot	Avg.									
Calvin Murphy	76-72	2900	852-1737	.491	245-267	.918	57-107-164	2.2	259	3.4	241-4	112	173	3	1949	25.6	
Rudy Tomjanovich	23-23	849	217-447	.485	61-81	.753	40-98-138	6.0	32	1.4	63-0	15	38	5	495	21.5	
Moses Malone	59-59	2107	413-828	.499	318-443	.718	380-506-886	15.0	31	0.5	179-3	48	220	76	1144	19.4	
Mike Newlin	45-12	1181	216-495	.436	152-174	.874	36-84-120	2.7	203	4.5	128-1	52	120	9	584	13.0	
John Lucas	82-82	2933	412-947	.435	193-250	.772	51-204-255	3.1	768	9.4	208-1	160	213	9	1017	12.4	
Dwight Jones	82-50	2476	346-777	.445	181-233	.777	215-426-641	7.8	109	1.3	265-2	77	165	39	873	10.6	
Kevin Kunnert	80-44	2152	368-842	.437	93-135	.689	262-431-693	8.7	97	1.2	315-13	44	141	90	829	10.4	
Robert Reid	80-55	1849	261-574	.455	63-96	.656	111-248-359	4.5	121	1.5	277-8	67	81	51	585	7.3	
Alonzo Bradley	43-11	798	130-304	.428	43-59	.729	24-75-99	2.3	54	1.3	63-1	16	55	6	303	7.0	
Ron Behagen	3-0	33	7-11	.636	0-1	.000	2-5-7	2.3	2	0.7	6-0	0	3	0	14	4.7	
Ed Ratleff	68-1	1163	130-310	.419	39-47	.830	56-106-162	2.4	153	2.3	109-0	60	67	22	299	4.4	
John Johnson	1-0	11	1-4	.250	2-3	.667	2-1-3	3.0	1	1.0	3-0	0	3	0	4	4.0	
C. J. Kupec	49-0	626	84-197	.426	27-33	.818	27-64-91	1.9	50	1.0	54-0	10	24	3	195	4.0	
Zaid Abdul-Aziz (TOT)	16-0	158	23-60	.383	17-23	.739	19-31-50	3.1	10	0.6	29-0	3	11	3	63	3.9	
Zaid Abdul-Aziz (HOU)	14-0	134	20-47	.426	15-20	.750	13-22-35	2.5	7	0.5	25-0	2	8	2	55	3.9	
Rudy White	21-0	219	31-85	.365	14-18	.778	8-13-21	1.0	22	1.1	24-0	8	22	0	76	3.6	
Mike Dunleavy (TOT)	15-0	119	20-50	.400	13-18	.722	1-9-10	0.7	28	1.9	12-0	9	12	1	53	3.5	
Mike Dunleavy (HOU)	11-0	102	17-43	.395	11-16	.688	1-8-9	0.8	22	2.0	12-0	8	9	1	45	4.1	
Robin Jones	12-0	66	11-20	.550	4-10	.400	5-9-14	1.2	2	0.2	16-0	1	7	1	26	2.2	
Larry Moffett	20-0	110	5-17	.294	6-10	.600	10-11-21	1.1	7	0.4	16-0	2	8	2	16	0.8	
Phil Bond	7-0	21	2-6	.333	0-0	.000	1-3-4	0.6	2	0.3	1-0	1	2	0	4	0.6	
ROCKETS	82	19730	3523-7691	.458	1467-1896	.774	1301-2421-3722	45.4	1942	23.7	2025-33	683	1376	319	8513	103.8	
OPPONENTS	82	19730	3571-7704	.482	1699-2238	.759	1195-2525-3720	45.4	1990	24.3	1752-18	605	1410	360	8841	107.8	

Date	Opponent	Score	Record	Date	Opponent	Score	Record
Oct. 19	Chicago	L103-107	0-1	18	Seattle	L104-106	15-27
21	at Kansas City	L94-95	0-2	20	Detroit	W118-108	16-27
22	Boston	W110-98	1-2	22	at L.A. Lakers	L101-106	16-28
27	Milwaukee	W133-110	2-2	25	at Phoenix	L96-118	16-29
29	Phoenix	W125-112	3-2	27	at Denver	L100-105	16-30
Nov. 3	Golden State	W113-111 (OT)	4-2	29	at Portland	L88-123	16-31
4	at Milwaukee	L108-110	4-3	Feb. 1	New Jersey	W124-103	17-31
5	Washington	W116-105	5-3	3	New York	W112-102	18-31
8	at Chicago	L104-117	5-4	8	Chicago	W105-101	19-31
9	at Detroit	L107-127	5-5	9	at San Antonio	L94-104	19-32
10	Atlanta	L101-132	5-6	10	San Antonio	L114-125	19-33
12	Portland	W104-102	6-6	12	at New Orleans	W119-112	20-33
16	Buffalo	L97-101	6-7	14	at Kansas City	L102-125	20-34
19	New Orleans	L101-103	6-8	15	Indiana	W126-122	21-34
22	at Philadelphia	L99-105	6-9	17	at Milwaukee	L98-115	21-35
23	at Boston	L100-109	6-10	18	Atlanta	W121-112	22-35
25	at Washington	L91-93	6-11	21	Boston	W111-96	23-35
28	at New York	L86-104	6-12	22	at Detroit	L108-119	23-36
29	New York	W120-103	7-12	24	at New Jersey	L112-126	23-37
Dec. 1	at Cleveland	W105-92	8-12	26	at Buffalo	W110-106	24-37
3	Philadelphia	W120-116 (OT)	9-12	27	Cleveland	L97-110	24-38
6	at Golden State	L105-107	9-13	Mar. 1	Buffalo	L104-114	24-39
9	at L.A. Lakers	W116-105	10-13	3	at Atlanta	L110-133	24-40
10	at Phoenix	L93-110	10-14	5	at Washington	L88-106	24-41
11	at Seattle	L84-116	10-15	7	at New York	L101-112	24-42
14	L.A. Lakers	L91-113	10-16	9	Portland	L94-97	24-43
17	Phoenix	L97-101	10-17	10	Washington	L114-117	24-44
20	at Buffalo	L104-110	10-18	11	Seattle	L91-93	24-45
21	at New Jersey	W103-93	11-18	14	at Cleveland	L98-119	24-46
23	at San Antonio	L101-107	11-19	16	Detroit	L98-106	24-47
26	Kansas City	W113-99	12-19	18	New Jersey	L104-106	24-48
29	Cleveland	W104-99	13-19	21	at Chicago	L99-101	24-49
30	at Indiana	L98-99	13-20	22	L.A. Lakers	L106-124	24-50
Jan. 4	Indiana	W104-96	14-20	24	Kansas City	W107-103	25-50
6	Milwaukee	L101-103	14-21	29	Golden State	L89-112	25-51
7	at Atlanta	L82-106	14-22	Apr. 1	Philadelphia	W116-112	26-51
10	at Philadelphia	L80-95	14-23	2	at Denver	L100-109	26-52
11	at Boston	L88-91	14-24	4	at Portland	W101-89	27-52
12	Denver	L106-109	14-25	5	at Seattle	L100-113	27-53
14	San Antonio	W104-93	15-25	7	New Orleans	L114-117	27-54
17	at New Orleans	L95-99	15-26	8	at Indiana	W112-111	28-54

# 1978-79 Houston Rockets

## (47-35, 2nd Central)

### Final Statistics

Player	G-S	Min	FG-M	Pct.	FTM-A	Pct.	Rebounds		PF-D	S	TO	B	TP	Avg.		
							O-D-Tot	Avg.								
Moses Malone	82-82	3390	716-1325	.540	599-811	.739	587-857-1444	17.6	147	1.8	223-0	79	326	119	2031	24.8
Calvin Murphy	82-81	2941	707-1424	.496	246-265	.928	78-95-173	2.1	351	4.3	288-5	117	187	6	1660	20.2
Rudy Tomjanovich	74-74	2641	620-1200	.517	168-221	.760	170-402-572	7.7	137	1.9	186-0	44	138	18	1408	19.0
Rick Barry	80-78	2566	461-1000	.461	160-169	.947	40-237-277	3.5	502	6.3	195-0	95	198	38	1082	13.5
Robert Reid	82-27	2259	382-777	.492	131-186	.704	129-354-483	5.9	230	2.8	302-7	75	131	48	895	10.9
Mike Newlin	76-28	1828	283-581	.487	212-243	.872	51-119-170	2.2	291	3.8	218-3	51	175	79	778	10.2
Mike Dunleavy	74-19	1486	215-425	.506	159-184	.864	28-100-128	1.7	324	4.4	168-2	56	130	5	589	8.0
Dwight Jones	81-2	1215	181-395	.458	96-132	.727	110-218-328	4.1	57	0.7	204-1	34	102	26	458	5.7
Slick Watts	61-19	1046	92-227	.405	41-67	.612	35-68-103	1.7	243	4.0	143-1	73	71	14	225	3.7
Jack Dorsey	20-0	108	24-43	.558	8-16	.500	12-11-23	1.2	2	0.1	25-0	1	8	2	56	2.8
Alonzo Bradley	34-0	245	37-88	.420	22-33	.667	13-33-46	1.4	17	0.5	33-0	5	17	1	96	2.8
E.C. Coleman	6-0	39	5-7	.714	1-1	1.000	1-6-7	1.2	1	0.2	11-0	2	0	0	11	1.8
Tom Barker	5-0	16	3-6	.500	2-2	1.000	2-4-6	1.2	0	0.0	5-0	0	1	0	8	1.6
ROCKETS	82	19780	3726-7498	.497	1845-2330	.792	1256-2504-3760	45.9	2302	28.1	2001-19	632	1510	286	9297	113.4
OPPONENTS	82	19780	3795-7625	.498	1627-2211	.736	1186-2315-3501	42.7	2278	27.8	2055-43	660	1400	431	9217	112.4

Date	Opponent	Score	Record	Date	Opponent	Score	Record
Oct. 13	at New York	W111-107	1-0	14	at Atlanta	L105-115	24-18
14	at Boston	W114-108	2-0	17	at Golden State	W104-103	25-18
18	New Jersey	W139-87	3-0	19	at L.A. Lakers	W122-121 (OT)	26-18
19	at Kansas City	L103-108	3-1	20	at Phoenix	L97-116	26-19
21	Boston	W118-101	4-1	24	Denver	W117-116	27-19
25	New York	W106-101	5-1	27	Seattle	L94-99	27-20
28	Philadelphia	L99-101	5-2	30	at Indiana	L106-112	27-21
29	at Denver	L121-134	5-3	31	at Boston	L102-119	27-22
Nov. 1	Golden State	L105-112	5-4	Feb. 2	Washington	L106-120	27-23
4	Phoenix	W110-103	6-4	6	Detroit	W113-108	28-23
10	at Milwaukee	L126-131	6-5	8	Milwaukee	W134-129	29-23
11	San Diego	W136-123	7-5	9	at New Orleans	W106-99	30-23
15	Chicago	L103-117	7-6	10	Seattle	W113-101	31-23
18	San Antonio	W126-120	8-6	13	Indiana	L120-124	31-24
22	L.A. Lakers	L114-121	8-7	15	Portland	W119-116	32-24
24	at Phoenix	L113-120	8-8	16	at Detroit	L96-110	32-25
25	at Portland	L105-127	8-9	18	at New Jersey	L124-126 (OT)	32-26
26	at Seattle	W108-103	9-9	22	at Washington	W120-110	33-26
29	at Golden State	L94-109	9-10	25	at San Antonio	L107-127	33-27
30	at San Diego	W113-104	10-10	27	at Atlanta	L111-125	33-28
Dec. 2	at Chicago	L91-105	10-11	28	Denver	W122-97	34-28
6	Washington	L96-101	10-12	Mar. 2	at Portland	W118-98	35-28
8	at New Orleans	W110-106	11-12	4	at Seattle	L109-119	35-29
9	Portland	W116-110	12-12	6	at Denver	W119-118	36-29
12	Boston	W112-105	13-12	7	at San Diego	L115-138	36-30
14	Golden State	W126-123 (OT)	14-12	10	New Orleans	W124-109	37-30
15	at Philadelphia	L84-91	14-13	14	Kansas City	W129-107	38-30
20	at New Jersey	W108-105	15-13	16	Chicago	W124-118	39-30
21	at Cleveland	L90-101	15-14	17	Phoenix	W134-122	40-30
23	New York	W129-107	16-14	21	Philadelphia	L108-114	40-31
26	at Kansas City	W109-102	17-14	23	at Indiana	L134-141	40-32
27	at Detroit	L119-131	17-15	24	Atlanta	W120-116	41-32
29	Milwaukee	W106-103	18-15	27	at Chicago	W122-116	42-32
30	Detroit	W112-101	19-15	28	Indiana	L124-125	42-33
Jan. 3	New Jersey	W127-122	20-15	30	at San Antonio	W117-116	43-33
5	Atlanta	L106-109	20-16	Apr. 1	at Cleveland	L105-114	43-34
6	L.A. Lakers	W115-112 (OT)	21-16	3	at New York	W116-115	44-34
8	at Milwaukee	L104-116	21-17	4	at Philadelphia	L120-121	44-35
9	Kansas City	W126-110	22-17	6	Cleveland	W112-110	45-35
12	Cleveland	W107-96	23-17	7	San Antonio	W123-106	46-35
13	New Orleans	W117-106	24-17	8	at Washington	W112-102	47-35



# 1979-80 Houston Rockets

(41-41, 2nd Central)

## Final Statistics

Player	G-S	Min	FGM-A	Pct.	3PM-A	Pct.	FTM-A	Pct.	Rebounds										
									O-D-Tot	Avg.	A	Avg.	PF-D	S	TO	B	TP	Avg.	
Moses Malone	82-82	3140	778-1549	502	0-6	0.000	563-783	.719	573-617-1190	14.5	147	1.8	210-0	80	300	107	2119	25.8	
Calvin Murphy	76-75	2676	624-1267	493	1-25	.040	271-302	.897	68-82-150	2.0	299	3.9	269-3	143	162	9	1520	20.0	
Rudy Tomjanovich	62-50	1834	370-778	476	22-79	.278	118-147	.803	132-226-358	5.8	109	1.8	161-2	32	98	10	880	14.2	
Robert Reid	76-54	2304	419-861	487	0-3	0.000	153-208	.736	140-301-441	5.8	244	3.2	281-2	132	164	57	991	13.0	
Rick Barry	72-28	1816	325-771	422	73-221	.330	143-153	.935	53-183-236	3.3	268	3.7	182-0	80	152	28	866	12.0	
Allen Leavell	77-31	2123	330-656	503	3-19	.158	180-221	.814	57-127-184	2.4	417	5.4	197-1	127	205	28	843	10.9	
Billy Paultz (TOT)	84	2193	327-673	486	0-0	0.000	109-182	.599	187-399-586	7.0	188	2.2	213-3	69	-	84	764	9.1	
Billy Paultz (HOU)	37-21	980	138-292	473	0-0	0.000	43-82	.524	92-173-265	7.2	70	1.9	86-0	22	57	39	319	8.6	
Mike Dunleavy	51-7	1036	148-319	464	3-20	.150	111-134	.828	26-74-100	2.0	210	4.1	120-2	40	110	4	410	8.0	
Dwight Jones	21-0	278	50-119	420	0-0	0.000	27-36	.750	31-41-72	3.4	11	0.5	48-0	4	20	5	127	6.0	
Tom Henderson	66-51	1551	154-323	477	0-2	0.000	56-77	.727	34-77-111	1.7	274	4.2	107-1	55	102	4	364	5.5	
Major Jones	82-11	1545	188-392	480	1-3	.333	61-108	.565	147-234-381	4.7	67	0.8	186-0	50	112	67	438	5.3	
John Shumate	29-0	332	34-64	531	0-0	0.000	33-44	.750	25-54-79	2.7	23	0.8	39-0	8	27	9	101	3.5	
Rudy White	9-0	106	13-24	542	0-0	0.000	10-13	.769	0-9-9	1.0	5	0.6	8-0	5	8	0	36	4.0	
Paul Mokeski	12-0	113	11-33	333	0-0	0.000	7-9	.778	14-15-29	2.4	2	0.2	24-0	1	10	6	29	2.4	
Alonzo Bradley	22-0	96	17-48	354	1-1	1.000	6-9	.667	2-4-6	0.3	3	0.1	9-0	3	8	0	41	1.9	
ROCKETS	82	19930	3599-7496	480	104-379	.274	1782-2326	.766	1394-2217-3611	44.0	2149	26.2	1927-11	782	1565	373	9084	110.8	
OPPONENTS	82	19930	3658-7382	496	58-215	.270	1696-2153	.788	1290-2317-3607	44.0	2223	27.1	2049-29	778	1596	428	9070	110.7	

Date	Opponent	Score	Record	Date	Opponent	Score	Record
Oct. 12	at Boston	L106-114	0-1	9	Denver	W114-112	20-22
13	at Philadelphia	L105-113	0-2	12	Cleveland	W112-96	21-22
16	at New York	L121-126	0-3	13	at Milwaukee	W121-117	22-22
17	Indiana	W116-112	1-3	16	New Jersey	L112-122	22-23
20	Atlanta	W107-102	2-3	18	Washington	W134-111	23-23
24	Boston	L99-100	2-4	19	at Detroit	L110-122	23-24
28	at New Jersey	L115-120	2-5	22	at Boston	L106-112	23-25
30	at Cleveland	L112-124	2-6	23	San Diego	W111-110 (2OT)	24-25
31	at Indiana	L129-133 (OT)	2-7	26	Seattle	W123-111	25-25
Nov. 3	at Detroit	W114-111	3-7	29	at Indiana	L112-133	25-26
7	New Jersey	W106-101	4-7	30	San Antonio	L111-118	25-27
10	Detroit	W112-104	5-7	31	Philadelphia	L105-110	25-28
13	at Chicago	W128-127	6-7	Feb. 6	New Jersey	W115-114	26-28
14	Golden State	W133-92	7-7	8	Cleveland	W105-104	27-28
16	New York	W133-130	8-7	9	Utah	W117-95	28-28
17	at Atlanta	W102-100	9-7	12	at San Antonio	W120-118	29-28
20	at New York	L125-130 (OT)	9-8	13	New York	W122-117	30-28
21	Philadelphia	W97-94	10-8	15	Milwaukee	L103-114	30-29
23	at Philadelphia	L102-113	10-9	17	at Denver	L99-112	30-30
24	Washington	L103-105	10-10	20	at Golden State	L102-115	30-31
27	at Kansas City	L115-117	10-11	22	at Utah	W94-82	31-31
28	Cleveland	W113-111 (OT)	11-11	24	at L.A. Lakers	L100-112	31-32
30	Atlanta	W106-95	12-11	26	Indiana	W93-88	32-32
Dec. 1	Portland	W120-112 (OT)	13-11	27	Washington	W110-97	33-32
5	L.A. Lakers	L114-116	13-12	28	at Washington	L99-105	33-33
7	Detroit	W124-109	14-12	Mar. 2	Kansas City	L91-94	33-34
8	at San Antonio	L129-138	14-13	4	at Atlanta	W93-83	34-34
12	at San Diego	W118-107	15-13	5	Boston	L99-103 (OT)	34-35
13	at Phoenix	L113-121	15-14	7	at New Jersey	W111-110 (2OT)	35-35
14	at Seattle	L101-109	15-15	8	Atlanta	L79-97	35-36
16	at Portland	L101-123	15-16	11	at New York	L109-129	35-37
19	Chicago	L102-108	15-17	12	at Boston	L105-121	35-38
21	at Philadelphia	L106-117	15-18	14	at Washington	L85-92	35-39
22	at Washington	L114-122	15-19	16	at Detroit	W102-99	36-39
26	San Antonio	W143-110	16-19	19	New York	W139-113	37-39
27	at Atlanta	L110-112	16-20	20	at Cleveland	L96-109	37-40
29	Philadelphia	W104-100	17-20	22	Indiana	W125-110	38-40
Jan. 2	Boston	L103-111	17-21	25	at San Antonio	L107-126	38-41
4	at New Jersey	L101-104	17-22	26	San Antonio	W113-101	39-41
5	Phoenix	W111-110	18-22	28	Detroit	W128-112	40-41
8	at Cleveland	W118-115 (OT)	19-22	30	at Indiana	W121-106	41-41

# 1980-81 Houston Rockets

(40-42, 2nd Midwest)

## Final Statistics

Player	G-S	Min	FGM-A	Pct.	3PM-A	Pct.	FTM-A	Pct.	Rebounds		PF-D	S	TO	B	TP	Avg.		
									O-D-Tot	Avg.								
Moses Malone	80-80	3245	806-1545	.522	1-3	.333	609-804	.757	474-706-1180	14.8	141	1.8	223-0	83	308	150	2222	27.8
Calvin Murphy	76-11	2014	528-1074	.492	4-17	.235	206-215	.958	33-54-87	1.2	222	2.9	209-0	111	129	6	1266	16.7
Robert Reid	82-82	2963	536-1113	.482	0-4	.000	229-303	.756	164-419-583	7.1	344	4.2	325-4	163	198	66	1301	15.9
Rudy Tomjanovich	52-38	1264	263-563	.467	12-51	.235	65-82	.793	78-130-208	4.0	81	1.6	121-0	19	58	6	603	11.6
Mike Dunleavy	74-35	1609	310-632	.491	1-16	.063	156-186	.839	28-90-118	1.6	268	3.6	165-1	64	137	2	777	10.5
Allen Leavell	79-32	1686	258-548	.471	2-17	.118	124-149	.832	30-104-134	1.7	384	4.9	160-1	97	189	15	642	8.1
Billy Paultz	81-29	1659	262-517	.507	0-3	.000	75-153	.490	111-280-391	4.8	105	1.3	182-1	28	89	72	599	7.4
Bill Willoughby	55-11	1145	150-287	.523	0-0	.000	49-64	.766	74-153-227	4.1	64	1.2	102-0	18	74	31	349	6.3
Calvin Garrett	70-35	1638	188-415	.453	1-3	.333	50-62	.806	85-179-264	3.8	132	1.9	167-0	50	90	10	427	6.1
Tom Henderson	66-45	1411	137-332	.413	0-3	.000	78-95	.821	30-74-104	1.6	307	4.7	111-1	53	93	4	352	5.3
Major Jones	68-12	1003	117-252	.464	0-1	.000	64-101	.634	96-138-234	3.4	41	0.6	112-0	18	57	23	298	4.4
John Stroud	9-0	88	11-34	.324	0-0	.000	3-4	.750	7-6-13	1.4	9	1.0	7-0	1	7	0	25	2.8
Lee Johnson	10-0	80	7-23	.304	0-0	.000	3-5	.600	6-14-20	2.0	1	0.1	17-0	0	4	5	17	1.7
ROCKETS	82	19805	3573-7335	.487	21-118	.178	1711-2223	.770	1216-2347-3563	43.5	2099	25.6	1901-8	705	1451	390	8878	108.3
OPPONENTS	82	19805	3617-7341	.493	49-171	.287	1568-2108	.744	1177-2367-3544	43.2	2191	26.7	1977-18	689	1430	367	8851	107.9

Date	Opponent	Score	Record	Date	Opponent	Score	Record
Oct. 10	at San Diego	L104-120	0-1	7	Kansas City	L108-114	18-24
12	at L.A. Lakers	L103-114	0-2	9	at Philadelphia	L94-107	18-25
15	Seattle	W103-100	1-2	10	Portland	W106-105	19-25
17	at Portland	W102-99	2-2	14	Chicago	W109-105	20-25
18	at Golden State	L101-108	2-3	16	at Phoenix	L89-92	20-26
21	at Denver	W119-117	3-3	17	New York	L98-99	20-27
23	Kansas City	L96-105	3-4	18	at Denver	W98-97	21-27
25	Detroit	L109-112	3-5	21	Phoenix	W106-100	22-27
29	Dallas	W109-103	4-5	23	at Kansas City	L107-113	22-28
Nov. 5	San Diego	L104-111	4-6	24	Utah	W106-91	23-28
8	Phoenix	L115-116	4-7	28	New Jersey	W111-99	24-28
11	at Dallas	W105-94	5-7	29	at Utah	L97-99	24-29
12	L.A. Lakers	W107-104	6-7	Feb. 3	Denver	W135-128 (OT)	25-29
14	at Utah	L115-117	6-8	4	Dallas	W116-68	26-29
15	at Seattle	L139-143 (OT)	6-9	6	at Phoenix	L99-112	26-30
18	Seattle	W138-118	7-9	7	Atlanta	W87-81	27-30
20	at Cleveland	W117-114	8-9	11	San Antonio	W108-89	28-30
21	at New Jersey	W116-108	9-9	13	L.A. Lakers	L105-114	28-31
22	at Indiana	L120-129	9-10	14	Milwaukee	L112-117	28-32
24	at New York	L110-113 (OT)	9-11	19	at San Diego	L99-116	28-33
26	Philadelphia	L100-101	9-12	20	at L.A. Lakers	W110-107	29-33
28	at San Antonio	W124-115	10-12	22	at Seattle	W111-96	30-33
29	Dallas	W115-90	11-12	23	at Utah	W106-102	31-33
30	at Phoenix	L114-117	11-13	25	Indiana	W101-100	32-33
Dec. 3	Cleveland	W118-109	12-13	27	Seattle	W96-92	33-33
5	at Kansas City	L100-108	12-14	28	San Diego	L103-104	33-34
6	Denver	W111-108	13-14	Mar. 1	at San Antonio	L86-102	33-35
10	L.A. Lakers	L108-109	13-15	4	Boston	L101-108	33-36
12	at Portland	L100-106	13-16	6	Washington	L104-105	33-37
13	at Golden State	W99-97	14-16	7	at Atlanta	L108-114	33-38
17	San Antonio	L107-113	14-17	11	Golden State	W109-92	34-38
19	at Boston	L119-133	14-18	13	Portland	W126-104	35-38
20	at Chicago	L109-133	14-19	14	Utah	W101-82	36-38
21	at Milwaukee	L91-123	14-20	15	at Denver	L127-138	36-39
23	Golden State	L99-114	14-21	18	at Golden State	L117-118	36-40
26	at Detroit	W114-94	15-21	20	at Portland	L103-107	36-41
27	at Washington	L97-115	15-22	22	at Kansas City	W114-108	37-41
30	San Diego	W104-98	16-22	24	at Dallas	W114-111 (OT)	38-41
Jan. 1	Utah	W117-103	17-22	25	San Antonio	W117-111	39-41
2	at Dallas	W124-120 (OT)	18-22	27	Kansas City	W91-84	40-41
3	Denver	L132-134	18-23	29	at San Antonio	L109-135	40-42

History

# 1981-82 Houston Rockets

(46-36, 2nd Midwest)

## Final Statistics

Player	G-S	Min	FGM-A	Pct.	3PM-A	Pct.	FTM-A	Pct.	Rebounds		PF-D	S	TO	B	TP	Avg.		
									O-D-Tot	Avg.								
Moses Malone	81-81	3398	945-1822	.519	0-6	.000	630-827	.762	558-630-1188	14.7	142	1.8	208-0	76	294	125	2520	31.1
Elvin Hayes	82-82	3032	519-1100	.472	0-5	.000	280-422	.664	267-480-747	9.1	144	1.8	287-4	62	208	104	1318	16.1
Robert Reid	77-75	2913	437-958	.456	1-10	.100	160-214	.748	175-336-511	6.6	314	4.1	297-2	115	157	48	1035	13.4
Allen Leavell	79-61	2150	370-793	.467	9-31	.290	115-135	.852	49-119-168	2.1	457	5.8	182-2	150	153	15	864	10.9
Calvin Murphy	64-0	1204	277-648	.427	1-16	.063	100-110	.909	20-41-61	1.0	163	2.7	142-0	43	82	1	655	10.2
Bill Willoughby	69-42	1475	240-464	.517	3-7	.429	56-77	.727	107-157-264	3.8	75	1.1	146-1	31	78	59	539	7.8
Mike Dunleavy	70-15	1315	206-450	.458	33-86	.384	75-106	.708	24-80-104	1.5	227	3.2	161-0	45	80	3	520	7.4
Tom Henderson	75-23	1721	183-403	.454	0-2	.000	105-150	.700	33-105-138	1.8	306	4.1	120-0	55	105	7	471	6.3
Calvin Garrett	51-22	858	105-242	.434	3-10	.300	17-26	.654	27-67-94	1.8	76	1.5	94-0	32	38	6	230	4.5
Major Jones	60-6	746	113-213	.531	0-3	.000	42-77	.545	80-122-202	3.4	25	0.4	100-0	20	50	29	268	4.5
Larry Spriggs	4-0	37	7-11	.636	0-0	.000	0-2	.000	2-4-6	1.5	4	1.0	7-0	2	4	0	14	3.5
Billy Paultz	65-3	807	89-226	.394	0-0	.000	34-65	.523	54-126-180	2.8	41	0.6	99-0	15	45	22	212	3.3
Jawann Oldham	22-0	124	13-36	.361	0-0	.000	8-14	.571	7-17-24	1.1	3	0.1	28-0	2	6	10	34	1.5
ROCKETS	82	19780	3504-7366	.476	50-176	.284	1622-2225	.729	1403-2284-3687	45.0	1977	24.1	1871-9	648	1321	429	8660	105.9
OPPONENTS	82	19780	3566-7180	.497	48-202	.238	1503-2011	.747	1170-2304-3474	42.4	2128	26.0	2047-36	678	1341	353	8683	105.9

Date	Opponent	Score	Record	Date	Opponent	Score	Record
Oct. 30	at L.A. Lakers	W113-112 (2OT)	1-0	26	Indiana	W104-94	20-22
31	at San Diego	L110-125	1-1	28	Philadelphia	W109-101	21-22
Nov. 3	New York	W101-98	2-1	Feb. 2	San Diego	W122-106	22-22
4	at Denver	L100-112	2-2	5	Phoenix	W106-104	23-22
6	at Kansas City	L86-90	2-3	7	at Kansas City	W126-110	24-22
7	Cleveland	L92-96	2-4	9	at San Diego	W129-121	25-22
11	L.A. Lakers	L93-95	2-5	11	Seattle	W117-100	26-22
13	Golden State	L100-102	2-6	13	Washington	W111-104	27-22
14	Utah	W109-105 (OT)	3-6	16	at Detroit	L109-111	27-23
17	at Indiana	W102-82	4-6	17	at Cleveland	W110-102	28-23
18	at Boston	W106-104	5-6	19	at New Jersey	W103-96	29-23
20	at Washington	W95-94	6-6	21	at New York	L106-122	29-24
21	at Philadelphia	L106-135	6-7	23	Dallas	W105-95	30-24
24	New Jersey	L84-102	6-8	24	at Denver	W120-110	31-24
25	at Phoenix	L114-128	6-9	26	Golden State	W111-95	32-24
27	at Seattle	L110-117	6-10	27	at Dallas	L105-108 (OT)	32-25
29	at L.A. Lakers	L104-122	6-11	Mar. 2	San Antonio	L117-119	32-26
Dec. 1	Kansas City	W104-106	6-12	4	at Utah	W128-124	33-26
5	Portland	W110-98	7-12	5	Boston	L98-100	33-27
8	Seattle	L96-107	7-13	7	at Phoenix	W94-92	34-27
9	at Milwaukee	L83-89	7-14	9	Milwaukee	W103-91	35-27
11	at Chicago	L105-118	7-15	12	Denver	L115-130	35-28
12	Dallas	W101-97	8-15	13	Portland	W112-107	36-28
15	Phoenix	W99-95	9-15	16	Phoenix	L109-114	36-29
18	at Dallas	W112-93	10-15	18	at Atlanta	L94-95	36-30
19	Chicago	W102-95	11-15	19	Detroit	L102-111	36-31
22	Denver	L109-121	11-16	21	at L.A. Lakers	L102-107	36-32
26	at Utah	W115-104	12-16	23	at Utah	W117-115	37-32
29	Atlanta	L93-102	12-17	25	at Portland	W108-95	38-32
30	at San Antonio	L104-109	12-18	26	at Seattle	W99-97	39-32
Jan. 2	at San Diego	W108-101	13-18	28	at Golden State	W94-92	40-32
5	at Golden State	W112-111	14-18	30	Dallas	W99-95	41-32
7	at Seattle	L107-116	14-19	Apr. 1	Golden State	W104-101	42-32
10	at Portland	W111-109	15-19	4	at San Antonio	W95-93	43-32
12	San Diego	W107-106	16-19	6	L.A. Lakers	L97-108	43-33
14	Portland	L100-111	16-20	10	San Antonio	W105-100	44-33
15	at San Antonio	L90-128	16-21	11	at Dallas	L97-109	44-34
16	San Antonio	W116-99	17-21	13	Kansas City	W99-95	45-34
19	Kansas City	W120-112	18-21	14	at Denver	L122-141	45-35
22	Utah	W128-110	19-21	16	Utah	W107-100	46-35
23	Denver	L109-111	19-22	18	at Kansas City	L104-106	46-36

# 1982-83 Houston Rockets

(14-68, 6th Midwest)

## Final Statistics

Player	G-S	Min	FGM-A	Pct.	3PM-A	Pct.	FTM-A	Pct.	Rebounds			PF-D	S	TO	B	TP	Avg.	
									O-D-Tot	Avg.	A							
Allen Leavell	79-76	2602	439-1059	.415	42-175	.240	247-297	.832	64-131-195	2.5	530	6.7	215-0	165	198	14	1167	14.8
James Bailey (TOT)	75-39	1765	385-774	.497	0-1	.000	226-322	.702	171-303-474	6.3	67	0.9	271-7	43	-	60	996	13.3
James Bailey (HOU)	69-39	1715	376-756	.497	0-1	.000	224-320	.700	168-300-468	6.8	65	0.9	256-7	42	190	59	976	14.1
Elvin Hayes	81-43	2302	424-890	.476	2-4	.500	196-287	.683	199-417-616	7.6	158	2.0	232-2	50	200	81	1046	12.9
Calvin Murphy	64-0	1423	337-754	.447	4-14	.286	138-150	.920	34-40-74	1.2	158	2.5	163-3	59	89	4	816	12.8
Terry Teagle	73-45	1708	332-776	.428	10-29	.345	87-125	.696	74-120-194	2.7	150	2.1	171-0	53	137	18	761	10.4
Joe Bryant	81-56	2055	344-768	.448	8-36	.222	116-165	.703	88-189-277	3.4	186	2.3	258-4	82	177	30	812	10.0
Wally Walker	82-59	2251	362-806	.449	1-4	.250	72-116	.621	137-236-373	4.6	199	2.4	202-3	37	144	22	797	9.7
Caldwell Jones	82-82	2440	307-677	.453	0-2	.000	162-206	.786	222-446-668	8.2	138	1.7	278-2	46	171	131	776	9.5
Major Jones	60-4	878	142-311	.457	0-2	.000	56-102	.549	114-149-263	4.4	39	0.7	104-0	22	83	22	340	5.7
Tom Henderson	51-2	789	107-263	.407	0-2	.000	45-57	.789	18-51-69	1.4	138	2.7	57-0	37	50	2	25	5.1
Chuck Nevitt	6-0	64	11-15	.733	0-0	.000	1-4	.250	6-11-17	2.8	0	0.0	14-0	1	7	12	23	3.8
Jeff Taylor	44-4	774	64-160	.400	0-1	.000	30-46	.652	25-53-78	1.8	110	2.5	82-1	40	60	15	158	3.6
Billy Paultz	57-0	695	89-200	.445	0-0	.000	26-57	.456	54-113-167	2.9	57	1.0	95-0	12	41	12	204	3.6
Calvin Garrett	4-0	34	4-11	.364	0-1	.000	2-2	1.000	3-3-7	1.8	3	0.8	4-0	0	3	0	10	2.5
ROCKETS	82	19730	3338-7466	.448	67-271	.247	1402-1934	.725	1206-2260-3466	42.3	1931	23.6	2131-22	646	1571	422	8145	99.3
OPPONENTS	82	19730	3641-7244	.503	33-125	.264	1781-2375	.750	1198-2710-3908	47.7	2252	27.5	1933-13	772	1504	406	9096	110.9

Date	Opponent	Score	Record	Date	Opponent	Score	Record
Oct. 29	at Seattle	L95-128	0-1	25	New Jersey	W114-111	7-35
30	at Golden State	L110-117	0-2	27	Golden State	W98-84	8-35
Nov. 2	Dallas	L103-113	0-3	29	at Dallas	L113-119	8-36
3	at Dallas	L101-102	0-4	Feb. 1	at Chicago	L76-129	8-37
9	Phoenix	L91-119	0-5	2	Denver	W135-128	9-37
11	at Portland	L90-111	0-6	4	at Phoenix	L99-115	9-38
12	at L.A. Lakers	L96-127	0-7	5	New York	L101-102	9-39
14	Seattle	L99-102	0-8	8	Kansas City	W116-115 (OT)	10-39
16	at New York	L93-120	0-9	10	at Washington	L100-104	10-40
17	at Boston	L94-112	0-10	15	Atlanta	L91-101	10-41
19	at Indiana	W109-98	1-10	17	at Detroit	L110-113	10-42
23	Detroit	L106-128	1-11	18	at Philadelphia	L98-127	10-43
25	Kansas City	L79-88	1-12	20	at Kansas City	L106-128	10-44
27	Chicago	W108-99	2-12	22	Portland	L107-113	10-45
Dec. 1	L.A. Lakers	L95-106	2-13	24	Milwaukee	L103-114	10-46
3	at San Antonio	L78-88	2-14	26	San Diego	W120-108	11-46
4	San Antonio	W94-93	3-14	Mar. 1	Dallas	L115-123	11-47
7	Seattle	L88-107	3-15	2	at New Jersey	L85-124	11-48
8	at Utah	L93-101	3-16	4	at Atlanta	L87-115	11-49
10	at Phoenix	L83-97	3-17	5	Seattle	L103-126	11-50
11	Utah	L94-101	3-18	8	Cleveland	L99-102	11-51
14	San Antonio	L93-102	3-19	10	Golden State	L109-119	11-52
17	Indiana	W114-107	4-19	12	Phoenix	L94-105	11-53
18	at Utah	L97-116	4-20	15	Dallas	L110-123	11-54
21	at Golden State	L85-92	4-21	17	at Phoenix	L99-125	11-55
23	at Portland	L82-88	4-22	18	at Golden State	W122-120	12-55
26	L.A. Lakers	L94-96	4-23	22	at San Diego	L98-128	12-56
28	Philadelphia	L93-104	4-24	24	at Portland	L97-104	12-57
30	San Diego	L93-108	4-25	25	at Seattle	W106-104	13-57
Jan. 2	at Milwaukee	L82-103	4-26	27	at L.A. Lakers	L93-114	13-58
4	Boston	L87-88	4-27	29	Kansas City	L95-111	13-59
6	at San Diego	W109-107	5-27	30	at Cleveland	L95-102	13-60
7	at Denver	L97-125	5-28	Apr. 1	at San Antonio	L99-124	13-61
8	Utah	L82-87	5-29	2	San Antonio	L101-112	13-62
11	San Diego	L97-105	5-30	5	at Utah	L97-126	13-63
14	at San Antonio	L92-96	5-31	6	at Dallas	W101-99	14-63
15	Denver	L111-131	5-32	9	Denver	L105-123	14-64
18	Washington	W100-98	6-32	12	L.A. Lakers	L113-114	14-65
19	at Denver	L93-130	6-33	13	at Denver	L112-131	14-66
21	at Kansas City	L108-115	6-34	15	at Kansas City	L102-117	14-67
22	Portland	L96-113 (OT)	6-35	16	Utah	L117-126	14-68

History

# 1983-84 Houston Rockets

(29-53, 6th Midwest)

## Final Statistics

Player	G-S	Min	FGM-A	Pct.	3PM-A	Pct.	FTM-A	Pct.	Rebounds										
									O-D-Tot	Avg.	A	Avg.	PF-D	S	TO	B	TP	Avg.	
Ralph Sampson	82-82	2693	716-1369	523	1-4	250	287-434	661	293-620-913	11.1	163	2.0	339-16	70	294	197	1720	21.0	
Lewis Lloyd	82-82	2578	610-1182	516	3-13	231	235-298	789	128-167-295	3.6	321	3.9	211-4	102	245	44	1458	17.8	
Robert Reid	82-28	1936	406-857	474	2-8	250	81-123	659	97-144-341	5.3	217	3.4	243-5	88	92	30	895	14.0	
Allen Leavell	82-27	2009	349-731	477	11-71	155	238-286	832	31-86-117	1.4	459	5.6	199-2	107	184	12	947	11.5	
Rodney McCray	79-36	2081	335-672	499	1-4	250	182-249	731	173-277-450	5.7	176	2.2	205-1	53	120	54	853	10.8	
Caldwell Jones	81-73	2506	318-633	502	1-3	333	164-196	837	168-414-582	7.2	156	1.9	335-7	46	158	80	80	9.9	
James Bailey	73-0	1174	254-517	491	0-1	000	138-192	719	104-190-294	4.0	79	1.1	197-8	33	101	40	646	8.8	
Phil Ford	81-55	2020	236-470	502	2-15	133	98-117	838	28-109-137	1.7	410	5.1	243-7	59	135	8	572	7.1	
Terry Teagle	68-0	616	148-315	470	7-27	259	37-44	841	28-50-78	1.2	63	0.9	81-1	13	62	4	340	5.0	
Elvin Hayes	81-4	994	158-389	406	0-2	000	86-132	652	87-173-260	3.2	71	0.9	123-1	16	82	28	402	5.0	
Wally Walker	58-18	612	118-241	490	2-6	333	6-18	333	26-66-92	1.6	55	0.9	65-0	17	33	4	244	4.2	
Craig Ehlo	7-0	63	11-27	407	0-0	000	1-1	1,000	4-5-9	1.3	6	1.0	13-0	3	3	0	23	3.3	
Major Jones	57-5	473	70-130	538	0-0	000	30-49	612	33-82-115	2.0	28	0.5	63-0	14	30	14	170	3.0	
ROCKETS	82	19755	3729-7533	495	30-154	195	1583-2139	740	1200-2483-3683	44.9	2204	26.9	2317-52	621	1562	515	9071	110.6	
OPPONENTS	82	19755	3583-7412	483	42-157	268	2116-2803	755	1197-2458-3655	44.6	2023	24.7	1916-19	782	1421	426	9324	113.7	

Date	Opponent	Score	Record	Date	Opponent	Score	Record
Oct. 29	San Antonio	W106-100	1-0	21	Utah	W115-105	17-25
Nov. 1	at Indiana	L108-116	1-1	24	Golden State	W118-98	18-25
2	at Cleveland	L94-103	1-2	26	at L.A. Lakers	L102-131	18-26
4	at Detroit	W113-108	2-2	31	at Kansas City	W122-107	19-26
5	at Kansas City	L106-123	2-3	Feb. 3	Dallas	W123-107	20-26
8	Portland	L104-122	2-4	4	New York	L95-103	20-27
10	Utah	L109-118	2-5	7	at Washington	L92-95	20-28
12	Dallas	W100-98	3-5	8	at Philadelphia	L107-118	20-29
15	New Jersey	L86-104	3-6	10	at Boston	L101-114	20-30
18	at Denver	L127-134	3-7	12	at New Jersey	L103-107	20-31
19	Golden State	W125-105	4-7	14	Detroit	L119-126	20-32
22	Phoenix	W118-96	5-7	16	at San Diego	W111-100	21-32
25	Philadelphia	L101-115	5-8	18	Phoenix	L102-126	21-33
26	at Atlanta	L109-115	5-9	21	Milwaukee	W119-102	22-33
29	Chicago	W116-110	6-9	22	at Dallas	L106-112	22-34
30	at Dallas	L102-113	6-10	25	Golden State	L112-118	22-35
Dec. 2	Seattle	W125-102	7-10	28	Seattle	W111-105	23-35
3	at New York	L101-117	7-11	Mar. 1	Kansas City	L101-108	23-36
6	Washington	L109-113	7-12	3	at Golden State	W108-106	24-36
7	at Milwaukee	L101-103	7-13	6	at Denver	L128-130	24-37
9	at Chicago	W115-112 (OT)	8-13	7	at Phoenix	L110-123	24-38
10	Utah	L121-128	8-14	10	at San Antonio	L118-123	24-39
13	Phoenix	W129-110	9-14	11	Cleveland	W108-101	25-39
15	at Utah	L111-138	9-15	13	San Diego	W117-109	26-39
17	Indiana	W109-94	10-15	16	at San Diego	L118-128	26-40
21	at San Diego	L97-128	10-16	17	L.A. Lakers	L111-123	26-41
22	at Seattle	W116-112	11-16	20	Kansas City	L102-115	26-42
23	at Portland	L84-97	11-17	21	at Denver	L125-134	26-43
27	San Diego	L95-110	11-18	23	at Dallas	L104-116	26-44
29	Boston	W107-94	12-18	24	Atlanta	W103-102	27-44
30	at Phoenix	L110-121	12-19	27	Denver	W140-137	28-44
Jan. 3	Dallas	L117-119	12-20	29	at L.A. Lakers	L109-115	28-45
4	Utah (Las Vegas)	L111-116	12-21	31	Portland	L102-106	28-46
6	at Seattle	L102-118	12-22	Apr. 2	at Utah	L100-111	28-47
8	at L.A. Lakers	W129-118	13-22	3	at Golden State	L92-99	28-48
10	L.A. Lakers	L132-136 (OT)	13-23	5	at Portland	W129-114	29-48
12	Portland	L117-120	13-24	8	at Seattle	L107-120	29-49
13	at San Antonio	L103-133	13-25	10	at San Antonio	L111-121	29-50
14	Kansas City	W109-104	14-25	11	Denver	L110-130	29-51
17	Denver	W124-115	15-25	13	San Antonio	L128-129 (OT)	29-52
20	San Antonio	W138-104	16-25	14	at Kansas City	L96-108	29-53

# 1984-85 Houston Rockets

(48-34, 2nd Midwest)

## Final Statistics

Player	G-S	Min	FGM-A	Pct.	3PM-A	Pct.	FTM-A	Pct.	Rebounds		A	Avg.	PF-D	S	TO	B	TP	Avg.
									O-D-Tot	Avg.								
Ralph Sampson	82-82	3086	753-1499	.502	0-6	.000	303-448	.676	227-626-853	10.4	224	2.7	306-10	81	326	168	1809	22.1
Hakeem Olajuwon	82-82	2914	677-1258	.538	0-0	.000	338-551	.613	440-534-974	11.9	111	1.4	344-10	99	234	220	1692	20.6
Rodney McCray	82-82	3001	476-890	.535	0-6	.000	231-313	.738	201-338-539	6.6	355	4.3	215-2	90	178	75	1183	14.4
Lewis Lloyd	82-58	2128	457-869	.526	2-8	.250	161-220	.732	98-133-231	2.8	280	3.4	196-1	73	177	28	1077	13.1
John Lucas	47-21	1158	206-446	.462	21-66	.318	103-129	.798	21-64-85	1.8	318	6.8	78-0	62	102	2	536	11.4
Mitchell Wiggins	82-24	1575	318-657	.484	6-23	.261	96-131	.733	110-125-235	2.9	119	1.5	195-1	83	90	13	738	9.0
Robert Reid	82-0	1763	312-648	.481	1-16	.063	88-126	.698	81-192-273	3.3	171	2.1	196-1	48	101	22	713	8.7
Lionel Hollins	80-60	1950	249-540	.461	3-13	.231	108-136	.794	33-140-173	2.2	417	5.2	187-1	78	170	10	609	7.6
Allen Leavell	42-0	536	88-209	.421	8-37	.216	44-57	.772	8-29-37	0.9	102	2.4	61-0	23	51	4	228	5.4
Larry Micheaux	39-0	394	74-122	.607	0-3	.000	17-26	.654	44-55-99	2.5	17	0.4	49-0	12	28	14	165	4.2
Jim Petersen	60-0	714	70-144	.486	0-0	.000	50-66	.758	44-103-147	2.5	29	0.5	125-1	14	71	32	190	3.2
Craig Ehlo	45-0	189	34-69	.493	0-3	.000	19-30	.633	8-17-25	0.6	26	0.1	26-0	11	32	3	87	1.9
Phil Ford	25-1	290	14-47	.298	0-4	.000	16-18	.889	3-24-27	1.1	61	2.4	33-0	6	17	1	44	1.8
Hank McDowell	34-0	132	20-42	.476	0-1	.000	7-10	.700	7-15-22	0.7	9	0.3	22-0	3	8	5	47	1.4
ROCKETS	82	19830	3748-7440	.504	41-186	.220	1581-2261	.699	1325-2395-3720	45.4	2239	27.3	2033-27	683	1605	597	9118	111.2
OPPONENTS	82	19830	3500-7274	.481	90-258	.349	1887-2425	.778	1159-2222-3381	41.2	2117	25.8	1903-22	773	1495	415	8977	109.5

Date	Opponent	Score	Record	Date	Opponent	Score	Record
Oct. 27	at Dallas	W121-111	1-0	22	Phoenix	W101-97	24-18
30	Dallas	W106-84	2-0	25	San Antonio	L107-122	24-19
Nov. 1	at Kansas City	W109-106	3-0	26	Milwaukee	L102-105	24-20
3	New York	W105-93	4-0	28	New Jersey	W97-93	25-20
6	Kansas City	W108-94	5-0	30	at L.A. Lakers	W116-113	26-20
8	Seattle	W99-89	6-0	Feb. 2	Denver	W131-128 (OT)	27-20
10	L.A. Clippers	W117-92	7-0	5	L.A. Lakers	L104-113	27-21
13	Cleveland	W106-98	8-0	7	Golden State	W112-105	28-21
14	at Indiana	L117-125	8-1	12	Phoenix	W126-114	29-21
16	at Denver	L102-119	8-2	14	at New York	W113-105	30-21
17	San Antonio	W141-133	9-2	16	at Cleveland	W122-115	31-21
20	Detroit	W123-117	10-2	19	Dallas	L115-124	31-22
23	at Utah	L98-111	10-3	20	at Phoenix	W126-122	32-22
24	at Dallas	L95-113	10-4	22	Portland	W117-103	33-22
27	at San Antonio	W114-97	11-4	23	Washington	L115-123	33-23
28	Boston	L100-110	11-5	26	at L.A. Lakers	L94-100	33-24
30	at Atlanta	W116-102	12-5	27	at L.A. Clippers	W117-109	34-24
Dec. 1	Seattle	L86-94	12-6	Mar. 1	at Utah	W119-115	35-24
4	L.A. Clippers	L100-116	12-7	3	Philadelphia	W99-90	36-24
6	at Golden State	L113-114	12-8	5	at Denver	L131-133 (2OT)	36-25
8	at Portland	W127-120	13-8	6	Utah	L90-94	36-26
9	at Seattle	L90-96	13-9	8	Indiana	W125-105	37-26
11	at Phoenix	L112-120	13-10	9	at San Antonio	W123-117	38-26
13	Atlanta	W96-93	14-10	12	Denver	W131-129	39-26
15	Dallas	W117-115	15-10	15	at Washington	L114-120	39-27
18	at Chicago	W104-96	16-10	17	at Boston	L120-134	39-28
19	L.A. Lakers	L116-123	16-11	19	Chicago	W106-100	40-28
22	Denver	W125-107	17-11	22	L.A. Lakers	L107-130	40-29
26	at Milwaukee	L87-97	17-12	26	Kansas City	W115-93	41-29
27	at Kansas City	L92-96	17-13	27	at Detroit	L110-127	41-30
29	Portland	W108-92	18-13	29	Golden State	W121-116	42-30
Jan. 2	at Denver	W113-111	19-13	30	Utah	W106-96	43-30
5	at Golden State	W103-94	20-13	Apr. 1	at Seattle	W127-116	44-30
6	at Utah	L92-121	20-14	2	at Portland	L113-127	44-31
8	Kansas City	W112-110	21-14	4	at Golden State	L108-113	44-32
11	at Philadelphia	L108-115	21-15	6	at Dallas	W139-127 (2OT)	45-32
13	at New Jersey	L99-100	21-16	7	at San Antonio	L105-126	45-33
15	at Portland	L117-121	21-17	9	San Antonio	W124-103	46-33
16	at L.A. Clippers	L88-98	21-18	11	at Kansas City	W125-123	47-33
18	at Phoenix	W112-101	22-18	12	L.A. Clippers	L110-115	47-34
19	Utah	W120-95	23-18	14	Seattle	W121-98	48-34

History



# 1985-86 Houston Rockets

(51-31, 1st Midwest)

## Final Statistics

Player	G-S	Min	FGM-A	Pct.	3PM-A	Pct.	FTM-A	Pct.	Rebounds		A	Avg.	PF-D	S	TO	B	TP	Avg.
									O-D-Tot	Avg.								
Hakeem Olajuwon	68-68	2467	625-1188	526	0-0	0.000	347-538	.645	333-448-781	11.5	137	2.0	271-9	134	195	231	1597	23.5
Ralph Sampson	79-76	2864	624-1280	488	2-15	.133	241-376	.641	258-621-879	11.1	283	3.6	308-12	99	285	129	1491	18.9
Lewis Lloyd	82-82	2444	592-1119	529	3-15	.200	199-236	.843	155-169-324	4.0	300	3.7	216-0	102	194	24	1386	16.9
John Lucas	65-65	2120	365-818	446	45-146	.308	231-298	.775	33-110-143	2.2	571	8.8	124-0	77	149	5	1006	15.5
Robert Reid	82-5	2157	409-881	464	6-33	.182	162-214	.757	67-234-301	3.7	222	2.7	231-3	91	96	16	986	12.0
Rodney McCray	82-82	2610	338-629	537	0-3	.000	171-222	.770	159-361-520	6.3	292	3.6	197-2	50	130	58	847	10.0
Allen Leavell	74-12	1190	212-458	463	24-67	.358	135-158	.854	6-61-67	0.9	234	3.2	126-1	58	88	8	583	7.9
Mitchell Wiggins	78-0	1198	222-489	454	1-12	.083	86-118	.729	87-12-159	2.0	101	1.3	155-1	59	62	5	531	6.8
Jim Petersen	82-20	1664	196-411	477	0-3	.000	113-160	.706	149-247-396	4.8	85	1.0	231-2	38	84	54	505	6.2
Steve Harris	57-0	482	103-233	442	1-5	.200	50-54	.926	25-32-57	1.0	50	0.9	55-0	21	34	4	257	4.5
Hank McDowell	22-0	204	24-42	571	0-1	.000	17-25	.680	12-37-49	2.2	6	0.3	25-0	1	10	3	65	3.0
Craig Ehlo	36-0	199	36-84	429	3-9	.333	23-29	.793	17-29-46	1.3	29	0.8	22-0	11	5	4	98	2.7
Granville Waiters	43-0	156	13-39	333	0-1	.000	1-6	.167	15-13-28	0.7	8	0.2	30-0	4	11	10	27	0.6
ROCKETS	82	19730	3759-7671	490	85-310	.274	1776-2434	.730	1316-2434-3750	45.7	2318	28.3	1991-30	745	1374	551	9379	114.4
OPPONENTS	82	19730	3638-7402	491	87-268	.325	1802-2406	.749	1190-2389-3579	43.7	2196	26.8	1977-22	683	1464	386	9165	111.8

Date	Opponent	Score	Record	Date	Opponent	Score	Record
Oct. 25	at Utah	W112-108	1-0	21	at Seattle	W100-96	28-14
26	at L.A. Clippers	L129-130 (2OT)	1-1	23	Sacramento	W124-107	29-14
29	Seattle	W111-99	2-1	25	Detroit	W117-112	30-14
31	at Sacramento	L116-122	2-2	28	Cleveland	W116-109	31-14
Nov. 2	San Antonio	W111-98	3-2	30	at Sacramento	W111-109	32-14
5	Portland	W127-113	4-2	Feb. 1	at Chicago	L122-132	32-15
7	L.A. Clippers	W137-115	5-2	3	Denver	W104-102	33-15
9	at Dallas	W115-110	6-2	6	L.A. Lakers	L95-117	33-16
12	Denver	W127-119	7-2	11	Atlanta	W113-100	34-16
14	New Jersey	W112-107	8-2	13	at San Antonio	L115-119	34-17
16	Dallas	W122-117	9-2	15	at L.A. Clippers	L101-108	34-18
19	at Denver	L113-127	9-3	17	at Golden State	W116-110	35-18
20	Indiana	W126-97	10-3	18	at Sacramento	L105-115	35-19
22	at Seattle	L103-122	10-4	20	Milwaukee	L113-120	35-20
24	at Portland	L118-125	10-5	21	at Dallas	W111-104	36-20
26	Golden State	W130-108	11-5	24	Dallas	W110-105	37-20
27	at L.A. Clippers	W137-130 (OT)	12-5	25	at Utah	L97-100	37-21
29	at Phoenix	L110-126	12-6	27	Denver	W117-111	38-21
30	Sacramento	W131-114	13-6	Mar. 1	at Portland	L112-117	38-22
Dec. 3	Phoenix	W118-112	14-6	3	at Seattle	L105-118	38-23
6	at L.A. Lakers	L112-120	14-7	4	at Denver	L115-128	38-24
7	Chicago	W116-104	15-7	6	Sacramento	W116-105	39-24
10	Utah	W134-105	16-7	8	San Antonio	W126-117	40-24
12	Dallas	W123-120	17-7	11	Boston	L104-116	40-25
14	at Utah	L100-114	17-8	13	Portland	W126-118	41-25
17	at Cleveland	W98-94	18-8	15	L.A. Clippers	W148-116	42-25
18	at Philadelphia	L108-126	18-9	16	at L.A. Lakers	L111-116	42-26
20	at New Jersey	L112-122	18-10	18	Phoenix	W112-109	43-26
21	at Atlanta	L122-123	18-11	20	at Milwaukee	L106-116	43-27
26	Utah	W106-99	19-11	22	at New York	W114-99	44-27
28	Portland	W118-108	20-11	24	at Boston	L107-114	44-28
30	at Denver	L122-125	20-12	26	at Indiana	W110-101	45-28
Jan. 2	at Golden State	W120-115	21-12	28	at Detroit	L107-116	45-29
4	Philadelphia	W115-100	22-12	29	at Washington	W114-109	46-29
7	Golden State	W124-115	23-12	Apr. 1	Golden State	W125-121	47-29
9	San Antonio	W120-110	24-12	3	at San Antonio	W136-110	48-29
11	Washington	W87-86	25-12	4	at Phoenix	W112-89	49-29
14	Utah	L102-105	25-13	6	L.A. Lakers	W109-103	50-29
15	at San Antonio	W119-113	26-13	7	Seattle	W109-95	51-29
18	New York	W104-95	27-13	10	at L.A. Lakers	L113-117	51-30
19	at Dallas	L96-131	27-14	11	Phoenix	L92-110	51-31

# 1986-87 Houston Rockets

(42-40, 3rd Midwest)

## Final Statistics

Player	G-S	Min	FGMA	Pct.	3PMA	Pct.	FTM-A	Pct.	Rebounds			PF-D	S	TO	B	TP	Avg.	
									O-D-Tot	A	Avg.							
Hakeem Olajuwon	75-75	2760	677-1332	.508	1-5	.200	400-570	.702	315-543-858	11.4	220	2.9	294-8	140	228	254	1755	23.4
Ralph Sampson	43-32	1326	277-566	.489	0-3	.000	118-189	.624	88-284-372	8.7	120	2.8	169-6	40	126	58	672	15.6
Rodney McCray	81-81	3136	432-783	.552	0-9	.000	306-393	.779	190-388-578	7.1	434	5.4	172-2	88	208	53	1170	14.4
Robert Reid	75-63	2594	420-1006	.417	53-162	.327	136-177	.768	47-242-289	3.9	323	4.3	232-2	75	104	21	1029	13.7
Lewis Lloyd	32-14	688	165-310	.532	1-7	.143	65-86	.756	13-35-48	1.5	90	2.8	69-0	19	52	5	396	12.4
Jim Petersen	82-56	2403	386-755	.511	0-4	.000	152-209	.727	177-380-557	6.8	127	1.5	268-5	43	152	102	924	11.3
Mitchell Wiggins	32-19	788	153-350	.437	0-5	.000	49-65	.754	74-59-133	4.2	6	2.4	82-1	44	50	3	355	11.1
Cedric Maxwell (TOT)	81-31	1968	253-477	.530	0-1	.000	303-391	.775	175-260-435	5.4	197	2.4	178-1	39	136	14	809	10.0
Cedric Maxwell (HOU)	46-0	836	103-188	.548	0-1	.000	126-163	.773	72-112-184	4.0	75	1.6	76-0	13	48	5	332	7.2
Steve Harris	74-3	1174	251-599	.419	0-8	.000	111-130	.854	71-99-170	2.3	100	1.4	111-1	37	74	16	613	8.3
Allen Leavell	53-11	1175	147-358	.411	18-57	.316	100-119	.840	14-47-61	1.2	224	4.2	126-1	53	64	10	412	7.8
Dirk Minniefield (TOT)	74-52	1600	218-482	.452	11-39	.282	62-90	.689	29-111-140	1.9	348	4.7	174-2	72	157	75	509	6.9
Dirk Minniefield (HOU)	63-52	1478	205-440	.466	11-34	.324	61-86	.709	28-102-130	2.1	335	5.3	166-2	66	145	6	482	7.7
Buck Johnson	60-3	520	94-201	.468	0-1	.000	40-58	.690	38-50-88	1.5	40	0.7	81-0	17	37	15	228	3.8
Dave Feltl	62-1	498	88-202	.436	0-1	.000	53-71	.746	39-78-117	1.9	22	0.4	83-0	9	38	4	229	3.7
Richard Anderson	51-0	312	59-139	.424	4-16	.250	22-29	.759	24-55-79	1.5	33	0.6	37-0	7	19	3	144	2.8
Conner Henry	18-0	92	8-33	.242	1-11	.091	7-10	.700	0-7-7	0.4	8	0.4	7-0	3	9	0	24	1.3
ROCKETS	82	19780	3465-7262	.477	89-324	.275	1746-2355	.741	1190-2481-3671	44.8	2227	27.2	1973-28	654	1384	555	8765	106.9
OPPONENTS	82	19780	3348-7225	.463	100-355	.282	1887-2422	.779	1167-2364-3531	43.1	2126	25.9	1922-13	721	1366	368	8683	105.9

Date	Opponent	Score	Record	Date	Opponent	Score	Record
Nov. 1	L.A. Lakers	W112-102	1-0	27	Utah	L88-92	22-20
4	at Sacramento	W100-84	2-0	29	Milwaukee	L93-99	22-21
6	L.A. Clippers	L97-104	2-1	Feb. 1	at Atlanta	W106-104	23-21
8	Sacramento	W102-90	3-1	3	Denver	L105-107	23-22
11	San Antonio	W116-95	4-1	5	Golden State	W120-110	24-22
12	at Dallas	L85-114	4-2	10	San Antonio	W115-92	25-22
16	Cleveland	W134-106	5-2	12	at New Jersey	W121-99	26-22
18	Portland	L111-115 (OT)	5-3	14	at Milwaukee	L101-116	26-23
20	Utah	W104-90	6-3	16	Dallas	W105-100	27-23
21	at Washington	L99-115	6-4	19	Boston	L92-99	27-24
23	at Philadelphia	L104-114	6-5	21	Utah	W94-81	28-24
25	at New York	L93-102	6-6	23	Denver	W124-108	29-24
26	at Indiana	W92-88	7-6	24	at Denver	L105-134	29-25
29	New Jersey	L97-102	7-7	26	at Utah	W85-84	30-25
Dec. 2	at Golden State	L99-104	7-8	Mar. 1	Philadelphia	L97-102	30-26
4	Atlanta	L93-109	7-9	2	at San Antonio	W105-100	31-26
6	Seattle	L80-136	7-10	4	at Sacramento	W108-102 (OT)	32-26
10	at Phoenix	W117-109	8-10	5	at Golden State	L96-105	32-27
11	Golden State	L104-111	8-11	7	at Seattle	L115-118	32-28
13	Sacramento	W119-106	9-11	8	at Portland	L93-119	32-29
16	Phoenix	L102-106	9-12	10	Seattle	L127-136 (2OT)	32-30
18	at Seattle	L100-114	9-13	12	San Antonio	W121-112	33-30
19	at Portland	L112-115	9-14	14	at Dallas	L109-118	33-31
21	L.A. Lakers	L96-103	9-15	16	Chicago	W97-96	34-31
23	L.A. Clippers	W121-96	10-15	18	at Phoenix	W113-91	35-31
26	at L.A. Lakers	L111-134	10-16	20	L.A. Clippers	W126-98	36-31
27	at Utah	L96-103	10-17	21	at Utah	L108-125	36-32
30	at L.A. Clippers	W105-102	11-17	23	Detroit	L110-114	36-33
Jan. 2	at Denver	W114-111	12-17	24	at San Antonio	L97-103	36-34
3	Seattle	W138-114	13-17	26	Portland	W119-104	37-34
6	at Golden State	L100-118	13-18	28	L.A. Lakers	W109-123	37-35
8	Indiana	W110-96	14-18	31	at L.A. Lakers	L96-111	37-36
10	Dallas	W106-96	15-18	Apr. 1	at Phoenix	L104-117	37-37
13	Phoenix	W118-100	16-18	4	at Sacramento	L108-120	37-38
15	at Chicago	W107-96	17-18	6	at Portland	W114-108	38-38
16	at Detroit	W112-106	18-18	7	at L.A. Clippers	W102-84	39-38
18	at Boston	L99-122	18-19	9	Sacramento	W112-102	40-38
19	at Cleveland	W127-103	19-19	11	Denver	W113-103	41-38
21	at San Antonio	W111-91	20-19	15	at Dallas	L107-113	41-39
23	New York	W109-95	21-19	17	Dallas	W121-99	42-39
24	Washington	W115-92	22-19	18	at Denver	L117-126	42-40

# 1987-88 Houston Rockets

(46-36, 4th Midwest)

## Final Statistics

Player	G-S	Min	FGM-A	Pct.	3PM-A	Pct.	FTM-A	Pct.	Rebounds		Avg.	A	Avg.	PF-D	S	TO	B	TP	Avg.
									O-D-Tot	Avg.									
Hakeem Olajuwon	79-79	2825	712-1385	514	0-4	0.000	381-548	.695	302-657-959	12.1	163	2.1	324-7	162	243	214	1805	22.8	
Ralph Sampson	19-19	705	119-271	439	2-6	.333	63-85	.741	58-114-172	9.1	37	2.0	63-1	17	62	33	303	15.9	
Eric Floyd (TOT)	77-73	2514	420-969	433	14-72	.194	301-354	.850	77-219-296	3.8	54	7.1	190-1	95	223	12	1155	15.0	
Eric Floyd (HOU)	59-55	1834	288-668	431	13-52	.250	185-215	.860	51-154-205	3.5	366	6.2	144-1	68	156	10	774	13.1	
Purvis Short	81-11	1949	474-986	481	5-21	.238	206-240	.858	71-151-222	2.7	162	2.0	197-0	58	118	14	1159	14.3	
Joe Barry Carroll (TOT)	77-30	2004	402-924	435	0-2	0.000	172-225	.764	131-358-489	6.4	113	1.5	195-1	50	164	106	976	12.7	
Joe Barry Carroll (HOU)	63-16	1596	323-715	452	0-1	0.000	113-151	.748	110-286-396	6.3	94	1.5	149-0	37	121	81	759	12.0	
Rodney McCray	81-80	2689	359-746	481	0-4	0.000	288-367	.785	232-399-631	7.8	264	3.3	166-2	57	144	51	1006	12.4	
Allen Leavell	80-54	2150	291-666	437	19-88	.216	218-251	.869	22-126-148	1.9	405	5.1	162-1	124	130	9	819	10.2	
Jim Petersen	69-50	1793	249-488	510	1-6	.167	114-153	.745	145-291-436	6.3	106	1.5	203-3	36	119	40	613	8.9	
World B. Free	58-0	682	143-350	409	8-35	.229	80-100	.800	14-30-44	0.8	60	1.0	74-2	20	49	3	374	6.4	
Robert Reid	62-31	980	165-356	463	13-34	.382	50-63	.794	38-87-125	2.0	67	1.1	118-0	27	41	5	393	6.3	
Steve Harris	14-10	199	34-86	395	0-1	0.000	15-16	.938	12-9-21	1.5	17	1.2	15-0	8	6	2	83	5.9	
Buck Johnson	70-2	879	155-298	520	1-8	.125	67-91	.736	77-91-168	2.4	49	0.7	127-0	30	54	26	378	5.4	
Cedric Maxwell	71-0	848	80-171	468	0-2	0.000	110-143	.769	74-105-179	2.5	60	0.8	75-0	22	54	12	270	3.8	
Andre Turner	12-0	99	12-34	353	1-7	.143	10-14	.714	4-4-8	0.7	23	1.9	13-0	7	12	1	35	2.9	
Richard Anderson	12-0	53	11-26	423	6-15	.400	4-5	.800	9-8-17	1.4	4	0.3	4-0	1	1	0	32	2.7	
Lester Conner	52-3	399	50-108	463	0-7	0.000	32-41	.780	20-18-38	0.7	59	1.1	31-0	38	33	1	132	2.5	
ROCKETS	82	19680	3465-7354	471	69-291	.237	1936-2483	.780	1239-2530-3769	46.0	1936	23.6	1865-17	712	1367	502	8935	109.0	
OPPONENTS	82	19680	3454-7420	465	108-393	.275	1805-2352	.767	1261-2506-3767	45.9	1951	23.8	2012-17	737	1405	365	8821	107.6	

Date	Opponent	Score	Record	Date	Opponent	Score	Record
Nov. 6	San Antonio	W108-102	1-0	4	New Jersey	W115-87	25-17
8	at L.A. Lakers	L92-101	1-1	9	Boston	W129-120	26-17
10	at Portland	W118-111	2-1	11	at Seattle	L115-120	26-18
12	at Sacramento	W116-114	3-1	12	at L.A. Clippers	W112-105	27-18
14	Utah	W101-93	4-1	14	at Portland	W115-103	28-18
15	Seattle	W108-106	5-1	16	Golden State	W121-116	29-18
17	at New Jersey	L111-114	5-2	18	L.A. Lakers	L96-111	29-19
19	at Cleveland	W105-97	6-2	20	Washington	W115-109	30-19
21	at Atlanta	L94-104	6-3	22	Philadelphia	W119-106	31-19
24	Detroit	L83-97	6-4	25	Dallas	L106-108	31-20
25	at Phoenix	W109-103	7-4	26	at San Antonio	L107-111	31-21
27	at Utah	L96-118	7-5	28	San Antonio	W108-95	32-21
28	Chicago	L86-98	7-6	Mar. 1	at Utah	L112-113	32-22
Dec. 1	Denver	W106-101	8-6	2	at Golden State	W108-101	33-22
2	at San Antonio	L93-97	8-7	4	at Dallas	L110-118	33-23
5	Golden State	W121-96	9-7	5	Sacramento	W105-94	34-23
8	Sacramento	W106-97	10-7	8	at Denver	W113-103	35-23
10	Utah	W98-93	11-7	10	Portland	L109-112	35-24
12	at Chicago	L103-112	11-8	13	Golden State	W125-112	36-24
16	at Denver	L113-132	11-9	15	L.A. Clippers	W116-110	37-24
17	at L.A. Clippers	L92-98	11-10	17	Seattle	W115-106	38-24
19	Denver	L117-121	11-11	19	at Sacramento	L104-121	38-25
22	Atlanta	W122-103	12-11	22	at L.A. Lakers	L95-117	38-26
26	at Dallas	L100-105	12-12	24	New York	W134-117	39-26
29	at Detroit	W101-91	13-12	26	Portland	W115-109	40-26
30	at Milwaukee	W102-93	14-12	28	at Philadelphia	L98-108	40-27
Jan. 2	at Washington	W111-100	15-12	30	at Boston	L110-117	40-28
4	Dallas	W117-107	16-12	31	at Indiana	W102-100	41-28
6	at Seattle	L95-110	16-13	Apr. 2	at New York	L98-104	41-29
7	at Golden State	W120-113	17-13	5	Denver	L97-110	41-30
9	Phoenix	W104-98	18-13	7	Utah	W113-107	42-30
13	at Phoenix	L106-117	18-14	9	at Seattle	W108-104	43-30
14	Portland	W103-98	19-14	10	at L.A. Clippers	L105-122	43-31
16	Indiana	W132-102	20-14	12	at San Antonio	L119-127	43-32
18	at L.A. Lakers	L110-121	20-15	14	Sacramento	W123-105	44-32
19	at Sacramento	L104-107	20-16	15	at Denver	L125-132	44-33
21	Milwaukee	W116-103	21-16	17	L.A. Lakers	W127-119	45-33
26	L.A. Clippers	W124-104	22-16	19	Dallas	L96-104	45-34
28	Cleveland	L85-109	22-17	21	San Antonio	L116-117	45-35
30	at Dallas	W108-92	23-17	23	at Utah	L107-125	45-36
Feb. 2	Phoenix	W109-99	24-17	24	Phoenix	W127-119	46-36

# 1988-89 Houston Rockets

(45-37, 2nd Midwest)

## Final Statistics

Player	G-S	Min	FGM-A	Pct.	3PM-A	Pct.	FTM-A	Pct.	Rebounds		A	Avg.	PF-D	S	TO	B	TP	Avg.	
									O-D-Tot	Avg.									
Hakeem Olajuwon	82-82	3024	790-1556	.508	0-10	.000	454-652	.696	338-767	1105	13.5	149	1.8	329-10	213	275	282	2034	24.8
Otis Thorpe	82-82	3135	521-961	.542	0-2	.000	328-450	.729	272-515	787	9.6	202	2.5	259-6	82	225	37	1370	16.7
Eric Floyd	82-82	2788	396-893	.443	109-292	.373	261-309	.845	48-258	306	3.7	709	8.6	196-1	124	253	11	1162	14.2
Mike Woodson	81-79	2259	410-936	.438	31-89	.348	195-237	.823	51-143	194	2.4	206	2.5	195-1	89	136	18	1041	12.9
Buck Johnson	67-51	1850	270-515	.524	1-9	.111	101-134	.754	114-172	286	4.3	126	1.9	213-4	64	110	35	642	9.6
Derrick Chievous	81-1	1539	277-634	.437	5-24	.208	191-244	.783	114-142	256	3.2	77	1.0	161-1	48	101	11	750	9.3
Walter Berry (TOT)	69-31	1355	254-501	.507	1-2	.500	100-143	.699	86-181	267	3.9	77	1.1	183-1	29	89	48	609	8.8
Walter Berry (HOU)	40-14	799	146-270	.541	1-2	.500	57-80	.713	54-98	152	3.8	57	1.4	114-1	19	49	35	350	8.8
Purvis Short	65-16	1157	198-480	.413	9-33	.273	77-89	.865	65-114	179	2.8	107	1.6	116-1	44	70	13	482	7.4
Tim McCormick	81-0	1257	169-351	.481	0-4	.000	87-129	.674	87-174	261	3.2	54	0.7	193-0	18	68	24	425	5.2
Frank Johnson	67-0	879	109-246	.443	1-6	.167	75-93	.806	22-57	79	1.2	181	2.7	91-0	42	102	0	294	4.4
Allen Leavell	55-3	627	65-188	.346	5-41	.122	44-60	.733	13-40	53	1.0	127	2.3	61-0	25	62	5	179	3.3
Bernard Thompson	23-0	222	20-59	.339	0-2	.000	22-26	.846	9-19	28	1.2	13	0.6	33-0	13	19	1	62	2.7
Tony Brown	14-0	91	14-45	.311	2-9	.222	6-8	.750	7-8	15	1.1	5	0.4	14-0	3	7	0	36	2.6
Chuck Nevitt	43-0	228	27-62	.435	0-0	.000	11-16	.688	17-47	64	1.5	3	0.1	51-1	5	22	29	65	1.5
ROCKETS	82	19855	3412-7196	.474	164-523	.314	1909-2527	.755	1211-2554	3765	45.9	2016	24.6	2026-26	789	1569	501	8897	108.5
OPPONENTS	82	19855	3413-7290	.468	187-534	.350	1806-2372	.761	1145-2428	3573	43.6	2015	24.6	2013-28	800	1455	439	8819	107.5

Date	Opponent	Score	Record	Date	Opponent	Score	Record
Nov. 4	at Denver	L117-120	0-1	31	L.A. Lakers	L114-125	25-17
5	Dallas	L113-114 (OT)	0-2	Feb. 3	Chicago	W105-98	26-17
8	San Antonio	W120-102	1-2	5	Denver	W124-112	27-17
10	Utah	W106-99	2-2	8	at L.A. Clippers	L111-114	27-18
11	at Miami	W121-100	3-2	9	at Portland	W113-110	28-18
13	Sacramento	W129-127	4-2	14	Boston	W137-123	29-18
15	New York	L121-126	4-3	17	Denver	W121-111	30-18
17	Miami	W113-107	5-3	18	at Dallas	W105-94	31-18
19	Detroit	W109-98	6-3	20	at Cleveland	L90-110	31-19
21	Atlanta	W117-113	7-3	21	at New York	L115-120	31-20
23	at Utah	L108-111	7-4	24	at Chicago	L97-106	31-21
25	at Portland	L94-111	7-5	25	at Milwaukee	L105-121	31-22
26	at Golden State	W119-109	8-5	27	Washington	L98-104	31-23
29	Phoenix	L107-124	8-6	Mar. 2	at Denver	L103-113	31-24
30	at Dallas	W101-89	9-6	3	at Seattle	L108-118	31-25
Dec. 2	at Phoenix	L95-110	9-7	5	L.A. Lakers	W88-83	32-25
3	Charlotte	W108-104	10-7	8	at Utah	L80-117	32-26
6	Cleveland	W106-105	11-7	10	Dallas	W96-86	33-26
8	at L.A. Clippers	L116-120	11-8	11	New Jersey	W124-94	34-26
10	Seattle	W110-91	12-8	13	at L.A. Lakers	L96-97	34-27
13	at Denver	L101-126	12-9	14	at Sacramento	L90-95	34-28
15	Golden State	W124-115 (2OT)	13-9	16	Milwaukee	W120-104	35-28
18	San Antonio	W120-109	14-9	18	Portland	W127-113	36-28
20	Sacramento	W105-104	15-9	21	Denver	L110-112	36-29
22	L.A. Clippers	W125-109	16-9	24	Utah	L99-102	36-30
26	at Charlotte	W97-95	17-9	25	Golden State	W144-104	37-30
27	at Miami	W101-93	18-9	28	Seattle	W120-117	38-30
29	at Washington	L109-126	18-10	30	at New Jersey	W109-101	39-30
30	at Detroit	L83-95	18-11	31	at Boston	L109-126	39-31
Jan. 3	Utah	W104-102	19-11	Apr. 2	at Philadelphia	L99-108	39-32
7	Philadelphia	L95-96	19-12	4	at Indiana	W90-88	40-32
11	at San Antonio	W122-117 (OT)	20-12	7	at Atlanta	L112-120 (OT)	40-33
12	Portland	W116-106	21-12	8	at Miami	L104-107 (OT)	40-34
14	Dallas	W110-98	22-12	11	Indiana	W108-99	41-34
16	at L.A. Lakers	L113-124	22-13	13	Phoenix	L111-119	41-35
17	at Sacramento	L109-123	22-14	14	at Utah	L96-122	41-36
19	at Seattle	L108-124	22-15	16	at Dallas	W114-112 (OT)	42-36
20	at Golden State	L114-121	22-16	17	San Antonio	W99-91	43-36
24	Miami	W118-93	23-16	19	at San Antonio	W99-84	44-36
26	L.A. Clippers	W106-100	24-16	21	at Phoenix	W112-101	45-36
28	at San Antonio	W96-91	25-16	22	Miami	L89-91	45-37

History

# 1989-90 Houston Rockets

(41-41, 5th Midwest)

## Final Statistics

Player	G-S	Min	FGM-A	Pct.	3PM-A	Pct.	FTM-A	Pct.	Rebounds										
									O-D-Tot	Avg.	A	Avg.	PF-D	S	TO	B	TP	Avg.	
Hakeem Olajuwon	82-82	3124	806-1609	501	1-6	.167	382-536	.713	299-850-1149	14.0	234	2.9	314-6	174	316	376	1995	24.3	
Otis Thorpe	82-82	2947	547-998	548	0-10	.000	307-446	.688	258-476-734	9.0	261	3.2	270-5	66	229	24	1401	17.1	
Mitchell Wiggins	66-52	1852	416-853	488	0-3	.000	192-237	.810	133-153-286	4.3	104	1.6	165-0	85	87	1	1024	15.5	
Buck Johnson	82-82	2832	504-1019	495	2-17	.118	205-270	.759	113-268-381	4.6	252	3.1	321-8	104	167	62	1213	14.8	
Eric Floyd	82-73	2630	362-803	451	89-234	.380	187-232	.806	46-152-198	2.4	600	7.3	159-0	94	204	11	1000	12.2	
Vernon Maxwell	30-10	869	142-321	442	13-53	.245	77-116	.664	15-87-106	2.9	150	5.0	69-0	42	72	5	374	12.5	
Mike Woodson	61-11	972	160-405	395	12-41	.293	62-86	.721	25-63-88	1.4	66	1.1	100-1	42	49	11	394	6.5	
Derrick Chievous	41-0	492	90-178	506	3-8	.375	61-87	.701	28-47-75	1.8	27	0.7	59-0	23	40	4	244	6.0	
John Lucas	49-18	938	109-291	375	26-87	.299	42-55	.764	19-71-90	1.8	238	4.9	59-0	45	85	2	286	5.8	
Anthony Bowie	66-0	918	119-293	406	6-21	.286	40-54	.741	36-82-118	1.8	96	1.5	80-0	42	59	5	284	4.3	
Byron Dinkins	33-0	362	44-109	404	1-9	.111	26-30	.867	13-27-40	1.2	75	2.3	30-0	19	37	2	115	3.5	
Lewis Lloyd	19-0	113	29-51	569	0-0	.000	9-16	.563	8-10-18	0.9	11	0.6	9-0	3	16	0	67	3.5	
Larry Smith	74-0	1300	101-213	474	0-2	.000	20-55	.364	180-272-452	6.1	69	0.9	203-3	56	70	28	222	3.0	
Adrian Caldwell	51-0	331	42-76	553	0-0	.000	13-28	.464	36-73-109	2.1	7	0.1	69-0	11	32	18	97	1.9	
Tim McCormick	18-0	116	10-29	345	0-0	.000	10-19	.526	8-19-27	1.5	3	0.2	24-0	3	10	1	30	1.7	
Chuck Nevitt	3-0	9	2-2	1000	0-0	.000	0-0	—	0-3-3	1.0	1	0.3	3-0	0	2	1	4	1.3	
ROCKETS	82	19805	3343-7250	480	153-491	.312	1633-2267	.720	1217-2638-3855	47.0	2194	26.8	1934-23	809	1513	551	8752	106.7	
OPPONENTS	82	19805	3399-7322	464	163-556	.293	1671-2256	.741	1175-2460-3635	44.3	2010	24.5	1819-10	790	1428	392	8632	105.3	

Date	Opponent	Score	Record	Date	Opponent	Score	Record
Nov. 3	at L.A. Clippers	L88-102	0-1	27	Dallas	L92-99	20-22
4	at Golden State	W132-105	1-1	31	at Dallas	L91-98	20-23
7	Portland	W109-86	2-1	Feb. 1	Chicago	W139-112	21-23
9	Denver	L127-128 (OT)	2-2	3	at Phoenix	L105-130	21-24
11	Utah	W100-92	3-2	6	Minnesota	W108-101	22-24
14	at Miami	L99-101	3-3	8	Atlanta	L108-110	22-25
16	L.A. Clippers	W94-82	4-3	13	Boston	L94-107	22-26
18	at Denver	L111-141	4-4	15	New York	W124-105	23-26
19	Miami	W132-94	5-4	17	San Antonio	L102-104	23-27
21	at New York	L106-114 (OT)	5-5	19	at Chicago	L102-107	23-28
22	at Boston	L97-109	5-6	20	at Minnesota	L92-97	23-29
24	at Charlotte	W85-81	6-6	23	at New Jersey	W125-115	24-29
25	at Cleveland	W85-75	7-6	24	at Atlanta	L96-104	24-30
28	L.A. Lakers	W110-104	8-6	27	at Detroit	L102-106 (OT)	24-31
30	Charlotte	W113-101	9-6	Mar. 1	Phoenix	W112-104	25-31
Dec. 2	Dallas	L103-106	9-7	3	Golden State	W129-109	26-31
5	at Seattle	L123-133	9-8	5	at San Antonio	W109-105	27-31
8	New Jersey	L94-99	9-9	6	L.A. Lakers	W112-95	28-31
9	at Utah	L90-104	9-10	8	Seattle	W111-97	29-31
12	Phoenix	W105-83	10-10	10	Dallas	W105-95	30-31
14	at San Antonio	L100-104	10-11	13	at Denver	L114-117	30-32
15	at Phoenix	L96-121	10-12	15	at Sacramento	W92-86	31-32
17	Orlando	W109-94	11-12	16	at L.A. Clippers	L95-118	31-33
19	at Portland	L100-119	11-13	18	at Portland	L96-109	31-34
20	at Golden State	L112-118	11-14	20	Portland	L110-120	31-35
22	Sacramento	W103-92	12-14	22	Detroit	W115-110	32-35
26	at Milwaukee	L96-103	12-15	24	Golden State	L97-102	32-36
27	at Minnesota	L91-108	12-16	26	San Antonio	W113-95	33-36
29	at Indiana	L97-103	12-17	29	Milwaukee	W120-94	34-36
30	at Charlotte	L92-111	12-18	31	Minnesota	W106-98	35-36
Jan. 3	Indiana	W117-103	13-18	Apr. 3	at Philadelphia	L112-133	35-37
6	Philadelphia	W124-119 (OT)	14-18	6	at Washington	L110-121	35-38
9	Seattle	W97-90	15-18	8	at Orlando	W146-123	36-38
11	at Sacramento	W90-87	16-18	10	at Charlotte	W115-112	37-38
12	at L.A. Lakers	L98-107	16-19	12	Charlotte	W117-110	38-38
15	at Seattle	L101-105	16-20	14	at Utah	W103-99	39-38
17	Cleveland	W107-98	17-20	15	at L.A. Lakers	L102-113	39-39
20	Washington	W127-107	18-20	17	Sacramento	W112-97	40-39
22	Denver	W116-104	19-20	19	Denver	L127-130 (OT)	40-40
23	at Utah	L94-102	19-21	20	at Dallas	L120-121	40-41
25	L.A. Clippers	W102-101	20-21	22	Utah	W100-88	41-41

# 1990-91 Houston Rockets

(52-30, 3rd Midwest)

## Final Statistics

Player	G-S	Min	FG-A	Pct.	3PM-A	Pct.	FTM-A	Pct.	Rebounds			PF-D	S	TO	B	TP	Avg.	
									O-D-Tot	Avg.	A Avg.							
Hakeem Olajuwon	56-50	2062	487-959	.508	0-4	.000	213-277	.769	219-551-770	13.8	131	2.3	221-5	121	174	221	1187	21.2
Kenny Smith	78-78	2699	522-1003	.520	49-135	.363	287-340	.844	36-127-163	2.1	554	7.1	131-0	106	237	11	1380	17.7
Otis Thorpe	82-82	3039	549-988	.556	3-7	.429	334-480	.696	287-559-846	10.3	197	2.4	278-10	73	217	20	1435	17.5
Vernon Maxwell	82-79	2870	504-1247	.404	172-510	.337	217-296	.733	41-197-238	2.9	303	3.7	179-2	127	171	15	1397	17.0
Buck Johnson	73-70	2279	416-873	.477	2-15	.133	157-216	.727	108-222-330	4.5	142	1.9	240-5	81	122	47	991	13.6
Eric Floyd	82-4	1850	386-939	.411	48-176	.273	185-246	.752	52-107-159	1.9	317	3.9	122-0	95	140	17	1005	12.3
David Wood	82-13	1421	148-349	.424	28-90	.311	108-133	.812	107-139-246	3.0	94	1.1	236-4	58	89	16	432	5.3
Mike Woodson	11-3	125	21-54	.389	1-6	.167	10-12	.833	2-9-11	1.0	10	0.9	11-0	5	7	4	53	4.8
Kennard Winchester	64-1	607	98-245	.400	8-20	.400	35-45	.778	34-33-67	1.0	25	0.4	70-0	16	30	13	239	3.7
Larry Smith	81-28	1923	128-263	.487	0-0	.000	12-50	.240	302-407-709	8.8	88	1.1	265-6	83	93	22	268	3.3
Dave Jamerson	37-0	202	43-113	.381	5-19	.263	22-27	.815	9-21-30	0.8	27	0.7	24-0	6	20	1	113	3.1
Dave Feitl	52-2	372	52-140	.371	0-3	.000	33-44	.750	29-71-100	1.9	8	0.2	52-0	3	25	12	137	2.6
Matt Bullard	18-0	63	14-31	.452	0-3	.000	11-17	.647	6-8-14	0.8	2	0.1	10-0	3	3	0	39	2.2
Adrian Caldwell	42-0	343	35-83	.422	0-1	.000	7-17	.412	43-57-100	2.4	8	0.2	35-0	19	30	10	77	1.8
ROCKETS	82	19855	3403-7287	.467	316-989	.320	1631-2200	.741	1275-2508-3783	46.1	1906	23.2	1874-32	796	1402	409	8753	106.7
OPPONENTS	82	19855	3337-7316	.456	183-621	.295	1609-2086	.771	1242-2431-3673	44.8	1965	24.0	1786-20	711	1415	357	8466	103.2

Date	Opponent	Score	Record	Date	Opponent	Score	Record
Nov. 3	at Portland	L89-90	0-1	26	Cleveland	W103-97	22-20
4	at Seattle	L106-118	0-2	29	San Antonio	W91-89	23-20
6	Denver	W145-135	1-2	31	Seattle	L94-97	23-21
8	Orlando	W103-99	2-2	Feb. 2	at San Antonio	W100-94 (OT)	24-21
10	at San Antonio	L110-111	2-3	3	Golden State	W143-135 (2OT)	25-21
11	Utah	W110-90	3-3	6	at Milwaukee	W111-109	26-21
13	Minnesota	W90-88	4-3	7	at Cleveland	W96-92	27-21
15	L.A. Lakers	L103-108 (OT)	4-4	12	at Utah	L92-113	27-22
17	Miami	W117-100	5-4	14	Washington	W129-117	28-22
20	at New York	W115-88	6-4	16	Phoenix	W100-91	29-22
21	at Boston	L95-108	6-5	19	L.A. Lakers	L103-112	29-23
23	at Indiana	L111-112	6-6	21	Milwaukee	W92-90	30-23
25	at Minnesota	W107-91	7-6	24	at Minnesota	W100-91	31-23
27	L.A. Clippers	W107-102	8-6	26	at Denver	W129-99	32-23
28	at Utah	L92-103	8-7	28	at L.A. Clippers	L80-83	32-24
Dec. 1	Sacramento	W117-93	9-7	Mar. 3	at L.A. Lakers	W104-95	33-24
4	Atlanta	L110-113	9-8	5	New Jersey	W112-100	34-24
6	Charlotte	W116-110	10-8	7	Dallas	W122-90	35-24
8	at Dallas	W113-107	11-8	9	Philadelphia	W97-80	36-24
10	Boston	L95-107	11-9	12	Seattle	W93-91	37-24
12	at Philadelphia	W108-100	12-9	14	Orlando	W119-95	38-24
14	at Washington	L93-106	12-10	15	at Phoenix	W135-128	39-24
15	at Charlotte	W100-97	13-10	17	Golden State	W123-119	40-24
18	San Antonio	L95-96	13-11	19	at Minnesota	W98-85	41-24
20	Orlando	W128-126 (OT)	14-11	21	Sacramento	W98-87	42-24
22	Phoenix	W122-102	15-11	23	New York	W111-98	43-24
26	at Orlando	L103-109	15-12	25	at Chicago	W100-90	44-24
28	at New Jersey	W101-99	16-12	28	at Atlanta	W112-111	45-24
29	at Detroit	L84-99	16-13	30	at Orlando	L82-114	45-25
Jan. 3	Chicago	W114-92	17-13	31	at Miami	W123-103	46-25
5	Indiana	W112-99	18-13	Apr. 3	Dallas	W102-86	47-25
8	Portland	L97-123	18-14	5	at Denver	W126-120	48-25
10	at Denver	W156-133	19-14	6	Utah	W97-88	49-25
11	at Phoenix	L110-114	19-15	9	Portland	L93-103	49-26
13	at L.A. Lakers	L97-116	19-16	11	at Golden State	L99-111	49-27
14	at L.A. Clippers	L126-130 (OT)	19-17	13	at Sacramento	W95-94	50-27
17	Detroit	L91-97 (OT)	19-18	15	at Seattle	W97-93	51-27
19	L.A. Clippers	W107-96	20-18	16	at Portland	L96-115	51-28
21	at Sacramento	L94-97	20-19	18	San Antonio	L95-102	51-29
22	at Golden State	L116-123	20-20	19	at Dallas	L107-113	51-30
24	Minnesota	W118-94	21-20	21	Denver	W131-125	52-30



# 1991-92 Houston Rockets

(42-40, 3rd Midwest)

## Final Statistics

Player	G-S	Min	FGM-A	Pct.	3PM-A	Pct.	FTM-A	Pct.	Rebounds										
									O-D-Tot	Avg.	A	Avg.	PF-D	S	TO	B	TP	Avg.	
Hakeem Olajuwon	70-69	2636	591-1177	.502	0-1	.000	328-428	.766	246-599-845	12.1	157	2.2	263-7	127	187	304	1510	21.6	
Otis Thorpe	82-82	3056	558-943	.592	0-7	.000	304-463	.657	285-577-862	10.5	250	3.0	307-7	52	237	37	1420	17.3	
Vernon Maxwell	80-80	2700	502-1216	.413	162-473	.342	206-267	.772	37-206-243	3.0	326	4.1	200-3	104	178	28	1372	17.2	
Kenny Smith	81-80	2735	432-910	.475	54-137	.394	219-253	.866	34-143-177	2.2	562	6.9	112-0	104	227	7	1137	14.0	
Eric Floyd	82-3	1662	286-704	.406	37-123	.301	136-170	.794	34-116-150	2.2	239	2.9	128-0	57	128	21	744	9.1	
Buck Johnson	80-69	2202	290-633	.458	1-9	.111	104-143	.727	95-217-312	3.9	158	2.0	234-2	72	104	49	685	8.6	
Matt Bullard	80-7	1278	205-447	.459	64-166	.386	38-50	.760	73-150-223	2.8	75	0.9	129-1	26	56	21	512	6.4	
Avery Johnson (TOT)	69-15	1235	158-330	.479	4-15	.267	66-101	.653	13-67-80	1.2	266	3.9	89-1	61	110	9	386	5.6	
Avery Johnson (HOU)	49-1	772	103-222	.464	3-10	.300	42-69	.609	8-37-45	0.9	166	3.4	46-0	40	65	6	251	5.1	
Carl Herrera	43-7	566	83-161	.516	0-0	.000	25-44	.568	33-66-99	2.3	27	0.6	60-0	16	37	25	191	4.4	
Dave Jamerson	48-0	378	79-191	.414	8-28	.286	25-27	.926	22-21-43	0.9	33	0.7	39-0	17	24	0	191	4.0	
John Turner	42-0	345	43-98	.439	0-0	.000	31-59	.525	38-40-78	1.9	12	0.3	40-0	6	32	4	117	2.8	
Larry Smith	45-7	800	50-92	.543	0-1	.000	4-11	.364	107-149-256	5.7	33	0.7	121-3	21	44	7	104	2.3	
Wayne Rollins	59-5	697	46-86	.535	0-0	.000	26-30	.867	61-110-171	2.9	15	0.3	85-0	14	18	62	118	2.0	
Gerald Henderson	8-0	34	4-11	.364	0-3	.000	4-6	.667	1-1-2	0.3	5	0.6	4-0	0	4	0	12	1.5	
Kennard Winchester	4-0	17	1-3	.333	0-0	.000	0-0	.000	0-0-0	0.0	0	0.0	1-0	0	0	0	2	0.5	
Dan Goddread	1-0	2	0-0	.000	0-0	.000	0-0	.000	0-0-0	0.0	0	0.0	0-0	0	0	0	0	0.0	
ROCKETS	82	19880	3273-6894	.475	329-959	.343	1491-2020	.738	1074-2432-3506	42.8	2058	25.1	1769-23	656	1378	571	8366	102.0	
OPPONENTS	82	19880	3391-7317	.463	196-574	.341	1529-1985	.770	1232-2406-3638	44.4	2131	26.0	1673-13	743	1174	384	8632	103.7	

Date	Opponent	Score	Record	Date	Opponent	Score	Record
Nov. 1	L.A. Lakers	W126-121 (2OT)	1-0	28	Minnesota	W111-102	23-19
2	at Denver	L101-109 (OT)	1-1	30	Chicago	W105-102	24-19
5	Portland	W106-99	2-1	Feb. 1	at Phoenix	L92-106	24-20
7	Cleveland	W105-86	3-1	3	Indiana	W122-111	25-20
9	Phoenix	W96-95	4-1	5	at Boston	L85-98	25-21
12	at Dallas	W98-92	5-1	6	at New York	L85-102	25-22
15	at L.A. Lakers	L74-86	5-2	11	at Seattle	L99-105	25-23
16	at Sacramento	W102-93	6-2	12	at L.A. Clippers	L95-97	25-24
19	New York	W90-79	7-2	14	Boston	W105-99	26-24
21	Minnesota	W106-102	8-2	15	at Dallas	L99-103	26-25
23	at Minnesota	L89-102	8-3	17	Minnesota	L122-124 (OT)	26-26
26	New Jersey	W118-109	9-3	20	Philadelphia	W110-101	27-26
29	at Indiana	L121-141	9-4	21	at Utah	L97-124	27-27
Dec. 1	at Detroit	L87-94	9-5	23	San Antonio	W90-83	28-27
3	Denver	L100-110	9-6	26	Golden State	W118-116	29-27
5	Atlanta	L97-109	9-7	28	at Denver	W84-81	30-27
7	Utah	L91-96	9-8	Mar. 1	at L.A. Lakers	W105-97	31-27
10	at Portland	W108-106	10-8	3	at Phoenix	L107-112 (OT)	31-28
12	at Golden State	W99-96	11-8	5	Miami	W114-93	32-28
14	San Antonio	L100-107	11-9	7	at Golden State	L100-110	32-29
17	Washington	W100-97	12-9	8	at Sacramento	W109-108	33-29
19	Sacramento	W109-102	13-9	10	Dallas	W116-93	34-29
20	at Charlotte	W99-95	14-9	12	at San Antonio	L98-104	34-30
22	at Orlando	W99-94	15-9	13	Charlotte	W118-100	35-30
23	Dallas	L85-105	15-10	15	Utah	W106-97	36-30
26	at New Jersey	L93-99	15-11	17	L.A. Clippers	W100-92	37-30
27	at Washington	W107-100	16-11	19	Seattle	L91-112	37-31
29	at Milwaukee	L100-110	16-12	21	Sacramento	L97-100	37-32
30	at Cleveland	L89-121	16-13	24	at Seattle	L106-128	37-33
Jan. 2	Detroit	L83-106	16-14	26	at L.A. Clippers	L95-109	37-34
4	at San Antonio	W112-110 (2OT)	17-14	28	at Portland	L95-115	37-35
6	at Atlanta	L97-109	17-15	31	L.A. Lakers	L101-107	37-36
8	at Philadelphia	L104-114	17-16	Apr. 2	Denver	W137-114	38-36
10	at Miami	W111-107 (OT)	18-16	4	Orlando	W110-101	39-36
11	Seattle	W119-115	19-16	7	at San Antonio	W95-92	40-36
14	Denver	W111-94	20-16	9	at Minnesota	W117-102	41-36
16	Golden State	L91-98	20-17	11	Dallas	L92-99	41-37
18	at Utah	L80-108	20-18	14	Portland	W108-96	42-37
21	Milwaukee	W117-107	21-18	15	at Utah	L98-130	42-38
23	L.A. Clippers	W109-96	22-18	17	at Dallas	L106-109	42-39
25	at Chicago	L100-114	22-19	19	Phoenix	L97-100	42-40

# 1992-93 Houston Rockets

(55-27, 1st Midwest)

## Final Statistics

Player	G-S	Min	FGM-A	Pct.	3PM-A	Pct.	FTM-A	Pct.	Rebounds		Avg.	A	Avg.	PF-D	S	TO	B	TP	Avg.
									O-D-Tot	Avg.									
Hakeem Olajuwon	82-82	3242	848-1603	.529	0-8	.000	444-570	.779	283-785-1068	13.0	291	3.5	305-5	150	262	342	2140	26.1	
Vernon Maxwell	71-68	2251	349-858	.407	120-361	.332	164-228	.719	29-192-221	3.1	297	4.2	124-1	86	140	8	982	13.8	
Kenny Smith	82-82	2422	387-744	.520	96-219	.438	195-222	.878	28-132-160	2.0	446	5.4	110-0	80	163	7	1065	13.0	
Otis Thorpe	72-69	2357	385-690	.558	0-2	.000	153-256	.598	219-370-589	8.2	181	2.5	234-3	43	151	19	923	12.8	
Robert Horry	79-79	2330	323-682	.474	12-47	.255	143-200	.715	113-279-392	5.0	191	2.4	210-1	80	156	83	801	10.1	
Carl Herrera	81-12	1800	240-444	.541	0-2	.000	125-176	.710	148-306-454	5.6	61	0.8	190-1	47	92	35	605	7.5	
Matt Bullard	79-4	1356	213-494	.431	91-243	.374	58-74	.784	66-156-222	2.8	110	1.4	129-0	30	57	11	575	7.3	
Eric Floyd	52-10	867	124-305	.407	16-56	.286	81-102	.794	14-72-86	1.7	132	2.5	59-0	32	68	6	345	6.6	
Scott Brooks	82-0	1516	183-385	.475	41-99	.414	112-135	.830	22-77-99	1.2	243	3.0	136-0	79	72	3	519	6.3	
Winston Garland	66-4	1004	152-343	.443	6-13	.462	81-89	.910	32-76-108	1.6	138	2.1	116-0	39	67	4	391	5.9	
Kennard Winchester	39-0	340	61-139	.439	4-19	.211	17-22	.773	17-32-49	1.3	13	0.3	40-0	10	15	10	143	3.7	
Terry Teagle	2-0	25	2-7	.286	0-0	.000	1-2	.500	0-3-3	1.5	2	1.0	1-0	0	1	0	5	2.5	
Mark Acres	6-0	23	2-9	.222	1-2	.500	1-2	.500	2-4-6	1.0	0	0.0	2-0	0	2	0	6	1.0	
Wayne Rollins	42-0	247	11-41	.268	0-2	.000	9-12	.750	12-48-60	1.4	10	0.2	43-0	6	9	15	31	0.7	
ROCKETS	82	19780	3280-6744	.486	387-1073	.361	1584-2090	.758	985-2532-3517	42.9	2115	25.8	1699-11	682	1295	543	8531	104.0	
OPPONENTS	82	19780	3255-7129	.457	242-730	.332	1432-1877	.763	1167-2295-3462	42.2	1965	24.0	1793-22	717	1228	327	8184	99.8	

Date	Opponent	Score	Record	Date	Opponent	Score	Record
Nov. 6	Seattle (Yokohama)	L94-111	0-1	Feb. 2	Indiana	W115-104	25-18
7	Seattle (Yokohama)	L85-89	0-2	3	at Dallas	W119-102	26-18
11	Atlanta	W101-82	1-2	5	Minnesota	L105-112	26-19
14	at San Antonio	W93-87	2-2	8	Washington	L100-106	26-20
17	Sacramento	W116-109	3-2	10	at Philadelphia	W98-90	27-20
19	Cleveland	W99-92	4-2	11	at New York	L95-125	27-21
21	San Antonio	W103-100	5-2	13	at Minnesota	W97-88	28-21
24	L.A. Clippers	W88-83	6-2	16	Philadelphia	W149-111	29-21
25	at Orlando	L94-107	6-3	18	Boston	W119-84	30-21
27	at Miami	W101-93	7-3	23	at Utah	W105-78	31-21
28	Utah	L99-108	7-4	25	Phoenix	W131-104	32-21
Dec. 1	at Denver	L105-112	7-5	27	Denver	W107-102	33-21
3	L.A. Lakers	L89-95	7-6	Mar. 2	at L.A. Clippers	W99-83	34-21
5	at Dallas	W117-96	8-6	3	at Sacramento	W89-86	35-21
8	Minnesota	W102-94	9-6	5	at Dallas	W105-86	36-21
11	at Chicago	W110-96	10-6	6	Sacramento	W119-102	37-21
12	at Minnesota	W104-87	11-6	9	Miami	W104-94	38-21
15	at Cleveland	L97-124	11-7	11	Portland	W104-91	39-21
17	San Antonio	W121-109	12-7	13	Utah	W104-95	40-21
19	Dallas	W112-93	13-7	16	Orlando	W94-93	41-21
22	at Detroit	L84-98	13-8	18	at Golden State	W98-85	42-21
23	at Boston	L94-98	13-9	19	at Portland	L98-106 (OT)	42-22
26	Denver	W90-82	14-9	21	Seattle	L89-100	42-23
29	Golden State	L112-132	14-10	23	at Charlotte	W111-103	43-23
30	at Phoenix	L110-133	14-11	25	at Atlanta	L96-106	43-24
Jan. 2	at Golden State	L107-113	14-12	26	at Washington	W90-69	44-24
3	at Portland	L101-103 (OT)	14-13	28	at Minnesota	L100-101	44-25
5	Phoenix	L104-106	14-14	Apr. 1	Milwaukee	W121-115	45-25
7	Portland	L91-113	14-15	3	Golden State	W118-111	46-25
8	at Denver	L90-115	14-16	6	L.A. Clippers	W114-101	47-25
10	Utah	W97-90	15-16	8	at Utah	W95-90	48-25
12	at L.A. Clippers	W113-103	16-16	10	San Antonio	W98-88	49-25
14	Charlotte	W114-102	17-16	13	L.A. Lakers	W126-107	50-25
16	New York	W104-102	18-16	14	at Denver	W107-96	51-25
18	at L.A. Lakers	W110-90	19-16	16	at L.A. Lakers	W100-84	52-25
19	at Sacramento	W102-96	20-16	17	at Seattle	W86-81	53-25
21	Detroit	W126-120	21-16	19	at Phoenix	W111-97	54-25
23	at Indiana	W113-100	22-16	22	Minnesota	W112-110 (OT)	55-25
24	at New Jersey	L83-100	22-17	24	Dallas	L123-128	55-26
26	at Milwaukee	L86-100	22-18	25	at San Antonio	L117-119 (OT)	55-27
28	Chicago	W94-83	23-18				

# 1993-94 Houston Rockets

## (58-24, 1st Midwest, NBA Champions)

### Final Statistics

Player	G-S	Min	FGM-A	Pct.	3PM-A	Pct.	FTM-A	Pct.	Rebounds									
									O-D-Tot	Avg.	A	Avg.	PF-D	S	TO	B	TP	Avg.
Hakeem Olajuwon	80-80	3277	894-1694	528	8-19	421	388-542	.716	229-726-955	11.9	287	3.6	289-4	128	271	297	2184	27.3
Otis Thorpe	82-82	2909	449-801	561	0-2	0.00	251-382	.657	271-599-870	10.6	189	2.3	253-1	66	185	28	1149	14.0
Vernon Maxwell	75-73	2571	380-976	389	120-403	298	143-191	.749	42-187-229	3.1	380	5.1	143-0	125	185	20	1023	13.6
Kenny Smith	78-78	2209	341-711	480	89-220	405	135-155	.871	24-114-138	1.8	327	4.2	121-0	59	126	4	906	11.6
Chris Jent	3-0	78	13-26	500	4-11	364	1-2	500	4-11-15	5.0	7	2.3	13-1	0	5	0	31	10.3
Robert Horry	81-81	2370	322-702	459	44-136	324	115-157	.732	128-312-440	5.4	231	2.9	186-0	119	137	75	803	9.9
Mario Elie	67-8	1606	208-466	446	56-167	335	154-179	.860	28-153-181	2.7	208	3.1	124-0	50	109	8	626	9.3
Sam Cassell	66-6	1122	162-388	418	26-88	295	90-107	.841	25-109-134	2.0	192	2.9	136-1	59	94	7	440	6.7
Scott Brooks	73-0	1225	142-289	491	23-61	377	74-85	.871	10-92-102	1.4	149	2.0	98-0	51	55	2	381	5.2
Carl Herrera	75-0	1292	142-310	458	0-0	0.00	69-97	.711	101-184-285	3.8	37	0.5	159-0	32	69	26	353	4.7
Larry Robinson	6-0	55	10-20	500	2-8	250	3-8	375	4-6-10	1.7	6	1.0	8-0	7	10	0	25	4.2
Matt Bullard	65-0	725	78-226	345	50-154	325	20-26	.769	23-61-84	1.3	64	1.0	67-0	14	28	6	226	3.5
Richard Petruska	22-0	92	20-46	435	7-15	467	6-8	.750	9-22-31	1.4	1	0.0	15-0	2	15	3	53	2.4
Earl Cureton	2-0	30	2-8	250	0-0	0.00	0-2	0.00	4-8-12	6.0	0	0.0	4-0	0	1	0	4	2.0
Eric Riley	47-2	219	34-70	486	0-1	0.00	20-37	.541	24-35-59	1.3	9	0.2	30-0	5	15	9	88	1.9
ROCKETS	82	19780	3197-6733	475	429-1285	334	1469-1978	.743	926-2619-3545	43.2	2087	25.5	1646-7	717	1338	485	8292	101.1
OPPONENTS	82	19780	3152-7166	440	257-841	306	1377-1871	.736	1138-2434-3572	43.6	1901	23.2	1743-13	767	1221	312	7938	96.8

Date	Opponent	Score	Record	Date	Opponent	Score	Record
Nov. 5	New Jersey	W110-88	1-0	Feb. 1	at Utah	L88-104	31-11
7	at Portland	W106-92	2-0	3	L.A. Lakers	W99-88	32-11
9	at Golden State	W102-93	3-0	6	Minnesota	W101-90	33-11
11	Minnesota	W107-99	4-0	8	at Milwaukee	L98-106	33-12
13	Phoenix	W99-95	5-0	10	at Detroit	W104-81	34-12
15	at Philadelphia	W88-84	6-0	15	Atlanta	W103-99	35-12
16	at New Jersey	W90-84	7-0	16	at Charlotte	L97-102	35-13
18	at Indiana	W99-83	8-0	19	Phoenix	W106-88	36-13
20	L.A. Clippers	W108-86	9-0	22	Denver	W98-97	37-13
23	Chicago	W100-93	10-0	24	New York	W93-73	38-13
24	at Utah	W95-93 (OT)	11-0	26	Utah	L85-95	38-14
26	at Sacramento	W92-89	12-0	28	at Utah	L85-89	38-15
27	at L.A. Clippers	W82-80	13-0	Mar. 1	Orlando	W97-85	39-15
30	Milwaukee	W102-91	14-0	5	L.A. Clippers	W124-107	40-15
Dec. 2	at New York	W94-85	15-0	8	at San Antonio	L99-115	40-16
3	at Atlanta	L111-133	15-1	10	Seattle	W87-82	41-16
5	at Cleveland	W99-98	16-1	12	San Antonio	L98-109	41-17
7	Charlotte	W121-102	17-1	13	at Dallas	W100-93	42-17
9	Miami	W115-109 (OT)	18-1	15	Portland	W105-99	43-17
11	Seattle	W82-75	19-1	17	Golden State	W112-99	44-17
14	at Miami	W97-88	20-1	19	Detroit	W106-88	45-17
18	Dallas	W104-93	21-1	21	Washington	W128-112	46-17
21	at San Antonio	W90-88	22-1	22	at Minnesota	L81-83	46-18
23	Denver	L93-106	22-2	24	L.A. Lakers	W113-107	47-18
25	at Phoenix	L91-111	22-3	26	Utah	W98-83	48-18
26	at L.A. Lakers	W118-93	23-3	27	at Phoenix	L98-113	48-19
28	at Seattle	L97-112	23-4	29	at Sacramento	W122-101	49-19
30	at Minnesota	W110-104	24-4	30	at Golden State	W114-104	50-19
Jan. 4	Portland	W106-95	25-4	Apr. 1	at L.A. Lakers	L88-101	50-20
5	at Dallas	W114-102	26-4	3	at L.A. Clippers	W106-98	51-20
8	Philadelphia	W100-93	27-4	7	Golden State	W134-102	52-20
10	at Orlando	L110-115	27-5	9	San Antonio	W100-89	53-20
12	at Boston	W94-84	28-5	10	at Denver	W93-92	54-20
13	at Washington	L102-120	28-6	12	Minnesota	W98-89	55-20
15	at Chicago	L76-82	28-7	14	Sacramento	W104-99	56-20
18	Boston	L83-95	28-8	16	at Seattle	L97-100	56-21
20	at Denver	L106-111 (2OT)	28-9	17	at Portland	W119-110	57-21
22	Utah	W106-101	29-9	19	at San Antonio	L80-90	57-22
25	Cleveland	W96-93	30-9	21	Dallas	W126-100	58-22
27	Sacramento	W113-97	31-9	22	at Dallas	L95-107	58-23
29	Indiana	L108-119	31-10	24	Denver	L107-115	58-24

# 1994-95 Houston Rockets

(47-35, 3rd Midwest, NBA Champions)

## Final Statistics

Player	G-S	Min	FGM-A	Pct.	3PM-A	Pct.	FTM-A	Pct.	Rebounds			PF-D	S	TO	B	TP	Avg.	
									O-D-Tot	Avg.	A Avg.							
Hakeem Olajuwon	72-72	2853	798-1545	.517	3-16	.188	406-537	.756	172-603-775	10.8	255	3.5	250-3	133	237	242	2005	27.8
Clyde Drexler (TOT)	76-75	2728	571-1238	.461	147-408	.360	364-442	.824	152-328-480	6.3	362	4.8	206-1	136	186	45	1653	21.8
Clyde Drexler (HOU)	35-34	1300	266-526	.506	60-168	.357	157-194	.809	68-178-246	7.0	154	4.4	89-1	62	89	23	749	21.4
Vernon Maxwell	64-54	2038	306-777	.394	143-441	.324	99-144	.688	18-146-164	2.6	274	4.3	157-1	75	137	13	854	13.3
Otis Thorpe	36-35	1188	206-366	.563	0-3	.000	67-127	.528	113-209-322	8.9	58	1.6	102-1	22	76	13	479	13.3
Kenny Smith	81-81	2030	287-593	.484	142-331	.429	126-148	.851	17-128-155	1.9	323	4.0	109-1	71	123	10	842	10.4
Robert Horry	64-61	2074	240-537	.447	86-227	.379	86-113	.761	81-243-324	5.1	216	3.4	161-0	94	122	76	652	10.2
Sam Cassell	82-1	1882	253-593	.427	63-191	.330	214-254	.843	38-173-211	2.6	405	4.9	209-3	94	167	14	783	9.5
Mario Elie	81-13	1896	243-487	.499	80-201	.398	144-171	.842	50-146-196	2.4	189	2.3	158-0	65	104	12	710	8.8
Carl Herrera	61-26	1331	171-327	.523	0-2	.000	73-117	.624	98-180-278	4.6	44	0.7	136-0	40	71	38	415	6.8
Chuck Brown	41-14	814	105-174	.603	1-3	.333	38-62	.613	64-125-189	4.6	30	0.7	105-0	11	29	14	249	6.1
Pete Chilcutt	68-17	1347	146-328	.445	35-86	.407	31-42	.738	106-211-317	4.7	66	1.0	117-0	25	61	43	358	5.3
Tracy Murray (TOT)	54-3	516	95-233	.408	35-86	.407	33-42	.786	20-39-59	1.1	19	0.4	73-0	14	35	4	258	4.8
Tracy Murray (HOU)	25-0	203	32-80	.400	19-45	.422	5-8	.625	2-20-22	0.9	5	0.2	31-0	7	15	3	88	3.5
Scott Brooks	28-0	186	35-65	.538	8-17	.471	18-21	.857	1-12-13	0.5	22	0.8	14-0	8	14	1	96	3.4
Tim Breaux	42-2	340	45-121	.372	6-25	.240	32-49	.653	16-18-34	0.8	15	0.4	25-0	11	16	4	128	3.0
Zan Tabak	37-0	182	24-53	.453	0-1	.000	27-44	.614	23-34-57	1.5	4	0.1	37-0	2	18	7	75	2.0
Charles Jones	3-0	36	1-3	.333	0-0	.000	1-2	.500	2-5-7	2.3	0	0.0	8-0	0	0	1	3	1.0
Adrian Caldwell	7-0	30	1-4	.250	0-0	.000	3-6	.500	1-9-10	1.4	0	0.0	6-0	1	1	0	5	0.7
ROCKETS	82	19730	3159-6579	.480	646-1757	.368	1527-2039	.749	880-2440-3320	40.5	2060	25.1	1714-10	721	1322	514	8491	103.5
OPPONENTS	82	19730	3202-7061	.453	506-1345	.376	1407-1874	.751	1165-2386-3551	43.3	1940	23.7	1779-12	744	1274	365	8317	101.4

Date	Opponent	Score	Record	Date	Opponent	Score	Record
Nov. 4	New Jersey	W90-86	1-0	Feb. 2	Utah	W121-101	27-15
5	at Minnesota	W115-85	2-0	5	at Phoenix	W124-100	28-15
8	at Cleveland	W100-98	3-0	6	at Portland	L82-120	28-16
9	at Indiana	W109-104	4-0	8	at Sacramento	W97-86	29-16
11	at Boston	W102-82	5-0	9	at L.A. Clippers	L107-122	29-17
12	at New Jersey	W100-84	6-0	14	L.A. Clippers	W124-104	30-17
15	Sacramento	W105-99	7-0	16	at Charlotte	W105-89	31-17
17	Chicago	W106-83	8-0	17	at Washington	W109-92	32-17
19	at Denver	W109-101	9-0	19	at New York	L117-122	32-18
22	Portland	L94-102	9-1	21	San Antonio	L97-98	32-19
23	at Orlando	L94-117	9-2	23	Detroit	W110-99	33-19
26	Seattle	L94-98	9-3	25	Golden State	W112-105	34-19
29	Denver	W96-81	10-3	27	Cleveland	W86-78	35-19
Dec. 1	at Golden State	W113-109	11-3	28	at Dallas	L101-102	35-20
2	at L.A. Lakers	L89-107	11-4	Mar. 2	Orlando	L96-107	35-21
6	at Seattle	L90-103	11-5	3	at Minnesota	L105-108	35-22
8	Charlotte	W101-95	12-5	5	at San Antonio	L103-124	35-23
10	San Antonio	L96-108	12-6	7	Phoenix	L102-113	35-24
13	Washington	W93-85	13-6	11	Dallas	W109-102	36-24
15	L.A. Lakers	L94-97	13-7	13	at Atlanta	W97-86	37-24
17	Boston	L109-112	13-8	14	at Philadelphia	W136-107	38-24
22	Phoenix	W114-106	14-8	16	Minnesota	W104-97	39-24
23	at San Antonio	L96-98	14-9	19	Philadelphia	W114-103	40-24
26	at Miami	W101-88	15-9	21	Seattle	L102-104	40-25
27	Atlanta	W105-93	16-9	23	Utah	L104-112	40-26
29	Golden State	W126-124	17-9	24	at Phoenix	W99-97	41-26
30	at Utah	W111-103	18-9	26	at L.A. Lakers	L96-107	41-27
Jan. 3	at Dallas	W110-98	19-9	28	L.A. Lakers	L96-106	41-28
5	Dallas	W108-99	20-9	30	at L.A. Clippers	W108-96	42-28
7	Indiana	L83-88	20-10	Apr. 1	Milwaukee	L87-93	42-29
11	Miami	W108-97	21-10	4	at Sacramento	L105-109	42-30
13	San Antonio	W103-100	22-10	6	at Golden State	W110-102	43-30
14	at Denver	L104-118	22-11	7	at Portland	L109-127	43-31
16	at Minnesota	L75-94	22-12	9	at Denver	W123-120	44-31
19	New York	L77-93	22-13	11	Dallas	L147-156 (2OT)	44-32
20	at Detroit	W106-96	23-13	13	Portland	W112-99	45-32
22	at Chicago	L81-100	23-14	15	Sacramento	W98-84	46-32
24	at Milwaukee	W115-99	24-14	17	L.A. Clippers	W121-111	47-32
26	at San Antonio	L100-103	24-15	19	at Utah	L96-115	47-33
28	Minnesota	W114-93	25-15	20	at Seattle	L101-111	47-34
31	Denver	W86-74	26-15	23	Utah	L97-103	47-35

History

# 1995-96 Houston Rockets

(48-34, 3rd Midwest)

## Final Statistics

Player	G-S	Min	FGM-A	Pct.	3PM-A	Pct.	FTM-A	Pct.	Rebounds										
									O-D-Tot	Avg.	A	Avg.	PF-D	S	TO	B	TP	Avg.	
Hakeem Olajuwon	72-72	2797	768-1494	514	3-14	214	397-548	.724	176-608-784	10.9	257	3.6	242-0	113	247	207	1936	26.9	
Clyde Drexler	52-51	1997	331-764	433	78-235	332	265-338	.784	97-276-373	7.2	302	5.8	153-0	105	134	24	1005	19.3	
Sam Cassell	61-0	1682	289-658	439	73-210	348	235-285	.825	51-137-188	3.1	278	4.6	166-2	53	157	4	886	14.5	
Robert Horry	71-71	2634	300-732	410	142-388	366	111-143	.776	97-315-412	5.8	281	4.0	197-3	116	160	109	853	12.0	
Tracy Moore	8-2	190	30-76	395	13-30	433	18-19	.947	10-12-22	2.8	6	0.8	16-0	2	8	0	91	11.4	
Mario Elie	45-16	1385	180-357	504	41-127	323	98-115	.852	47-108-155	3.4	138	3.1	93-0	45	59	11	499	11.1	
Sam Mack	31-20	868	121-287	422	54-135	400	39-46	.848	18-80-98	3.2	79	2.5	75-0	22	28	9	335	10.8	
Mark Bryant	71-9	1587	242-446	543	0-2	000	127-177	.718	131-220-351	4.9	52	0.7	234-4	31	85	19	611	8.6	
Chucky Brown	82-82	2019	300-555	541	1-8	125	104-150	.693	134-307-441	5.4	89	1.1	163-0	47	94	38	705	8.6	
Kenny Smith	68-56	1617	201-464	433	91-238	382	87-106	.821	21-75-96	1.4	245	3.6	116-1	47	100	3	580	8.5	
Eldridge Recasner	63-27	1275	149-359	415	81-191	424	57-66	.864	31-113-144	2.3	170	2.7	111-1	23	61	5	436	6.9	
Henry James	7-0	58	10-24	417	5-15	333	5-5	1.000	3-3-6	0.9	2	0.3	13-0	0	4	0	30	4.3	
Melvin Booker	11-0	131	16-50	320	3-19	158	9-11	.818	1-8-9	0.8	21	1.9	18-0	5	12	1	44	4.0	
Tim Breaux	54-4	570	59-161	366	15-46	326	28-45	.622	22-38-60	1.1	24	0.4	42-0	11	30	8	161	3.0	
Pete Chilcutt	74-0	651	73-179	408	37-98	378	17-26	.654	51-105-156	2.1	26	0.4	65-0	19	22	14	200	2.7	
Alvin Heggis	4-0	14	3-5	600	0-0	—	2-3	.667	1-1-2	0.5	0	0.0	0-0	0	0	0	8	2.0	
Jaren Jackson	4-0	33	0-8	000	0-5	000	8-10	.800	0-3-3	0.8	0	0.0	5-0	1	0	0	8	2.0	
Charles Jones	46-0	297	6-19	316	0-0	—	4-13	.308	28-46-74	1.6	12	0.3	44-0	5	3	24	16	0.3	
ROCKETS	82	19805	3078-6638	464	637-1761	362	1611-2106	.765	919-2455-3374	41.1	1982	24.2	1753-11	645	1245	476	8404	102.5	
OPPONENTS	82	19805	3178-6910	460	482-1344	359	1423-2012	.707	1126-2499-3625	44.2	1945	23.7	1847-14	670	1224	400	8261	100.7	

Date	Opponent	Score	Record	Date	Opponent	Score	Record
Nov. 3	Golden State	W110-92	1-0	24	at New Jersey	W98-89	28-14
5	at Phoenix	W106-104	2-0	25	at Washington	L85-120	28-15
7	Milwaukee	W106-89	3-0	27	Detroit	W105-85	29-15
8	at Miami	L82-89	3-1	30	Chicago	L87-98	29-16
11	Minnesota	W119-97	4-1	Feb. 1	at Charlotte	W116-111	30-16
15	at Toronto	W96-93	5-1	3	Seattle	L103-104 (OT)	30-17
16	at Milwaukee	W115-87	6-1	6	at Seattle	L94-99	30-18
18	Denver	W101-97	7-1	7	at L.A. Clippers	W110-102	31-18
20	at Boston	W98-93	8-1	13	Dallas	W121-106	32-18
22	at Philadelphia	W115-106	9-1	15	San Antonio	W112-108	33-18
23	at Indiana	W115-108	10-1	18	at San Antonio	L79-93	33-19
25	at New York	L88-103	10-2	19	Sacramento	W118-111 (OT)	34-19
26	at Detroit	L100-102	10-3	21	at Minnesota	L101-120	34-20
28	L.A. Clippers	W116-103	11-3	22	at Cleveland	W86-80	35-20
30	Utah	L105-112	11-4	24	L.A. Lakers	W96-94	36-20
Dec. 2	Charlotte	W113-98	12-4	27	Toronto	W105-100	37-20
5	at Utah	W103-100	13-4	29	Philadelphia	W109-95	38-20
6	L.A. Lakers	W112-99	14-4	Mar. 3	at L.A. Lakers	W111-107	39-20
8	Washington	W113-107	15-4	5	at Portland	W100-93	40-20
10	at Portland	L101-103 (2OT)	15-5	7	at Golden State	L86-95	40-21
12	at Sacramento	W133-93	16-5	8	at Utah	L89-109	40-22
13	at Vancouver	W100-89	17-5	10	at Vancouver	W95-89	41-22
15	Sacramento	L110-114	17-6	14	Atlanta	W114-106	42-22
19	Phoenix	W103-96	18-6	16	Miami	L97-121	42-23
21	Portland	W91-86	19-6	19	Golden State	L102-105 (OT)	42-24
23	at San Antonio	L95-110	19-7	21	Cleveland	L85-98	42-25
25	at Orlando	L90-92	19-8	23	Minnesota	L103-108	42-26
26	Vancouver	W100-84	20-8	26	New York	L74-83	42-27
28	New Jersey	W97-82	21-8	27	at Dallas	L114-117	42-28
30	at Dallas	W105-102	22-8	30	Portland	L94-109	42-29
Jan. 2	at Minnesota	W105-100	23-8	Apr. 2	at Golden State	W112-106	43-29
3	at Chicago	L86-100	23-9	3	at Seattle	L103-118	43-30
6	Indiana	W99-87	24-9	5	at Sacramento	L91-96	43-31
9	San Antonio	L82-88	24-10	7	at Denver	L105-111	43-32
12	at L.A. Lakers	L100-101	24-11	9	Vancouver	W90-84	44-32
13	at L.A. Clippers	W115-104	25-11	11	Denver	W113-109	45-32
15	Utah	W107-99	26-11	13	Dallas	W112-111	46-32
17	at Denver	W120-112	27-11	15	Seattle	L106-112	46-33
18	Boston	L106-108	27-12	16	at Phoenix	L100-111	46-34
21	Orlando	L96-97	27-13	18	L.A. Clippers	W115-107	47-34
22	at Atlanta	L96-105	27-14	21	Phoenix	W118-110	48-34

# 1996-97 Houston Rockets

(57-25, 2nd Midwest)

## Final Statistics

Player	G-S	Min	FGM-A	Pct.	3PM-A	Pct.	FTM-A	Pct.	Rebounds				PF-D	S	TO	B	TP	Avg.	
									O-D-Tot	Avg.	A	Avg.							
Hakeem Olajuwon	78-78	2852	727-1426	.510	5-16	.313	351-446	.787	173-543-716	9.2	236	3.0	249-3	117	281	173	1810	23.2	
Charles Barkley	53-53	2009	335-692	.484	58-205	.283	288-415	.694	212-504-716	13.5	248	4.7	153-2	69	151	25	1016	19.2	
Clyde Drexler	62-62	2271	397-899	.442	119-335	.355	201-268	.750	118-255-373	6.0	354	5.7	151-0	119	156	36	1114	18.0	
Mario Elie	78-77	2687	291-585	.497	120-286	.420	207-231	.896	60-175-235	3.0	310	4.0	200-2	92	135	12	909	11.7	
Kevin Willis	75-32	1964	350-728	.481	2-14	.143	140-202	.693	146-415-561	7.5	71	0.9	216-1	42	119	32	842	11.2	
Matt Maloney	82-82	2386	271-615	.441	154-381	.404	71-93	.763	19-141-160	2.0	303	3.7	125-0	82	122	1	767	9.4	
Eddie Johnson (TOT)	52-2	913	160-362	.442	49-131	.374	55-68	.809	27-111-138	2.7	52	1.0	81-0	15	47	2	424	8.2	
Eddie Johnson (HOU)	24-2	607	101-226	.447	40-103	.388	35-41	.854	24-74-98	4.1	35	1.5	48-0	10	30	1	277	11.5	
Sam Mack	52-10	904	105-262	.401	47-142	.331	35-42	.833	20-86-106	2.0	58	1.1	67-0	29	42	6	292	5.6	
Brent Price	25-0	390	44-105	.419	17-53	.321	21-21	1.000	10-19-29	1.2	65	2.6	34-0	17	32	0	126	5.0	
Emanuel Davis	13-0	230	24-54	.444	12-27	.444	5-8	.625	2-20-22	1.7	26	2.0	20-0	9	17	2	65	5.0	
Othella Harrington	57-1	860	112-204	.549	0-3	.000	49-81	.605	73-123-198	3.5	18	0.3	112-2	12	57	22	273	4.8	
Matt Bullard	71-12	1025	114-284	.401	67-183	.366	25-34	.735	13-104-177	1.6	67	0.9	68-0	21	38	18	320	4.5	
Randy Livingston	64-0	981	100-229	.437	9-22	.409	42-65	.646	32-62-94	1.5	155	2.4	107-0	39	102	12	251	3.9	
Tracy Moore	27-1	237	33-85	.388	11-43	.256	22-31	.710	11-15-26	1.0	20	0.7	19-0	5	14	0	99	3.7	
Sedale Threatt	21-0	334	28-74	.378	8-20	.400	6-8	.750	5-19-24	1.1	40	1.9	29-0	15	13	3	70	3.3	
Elmer Bennett	4-0	16	2-6	.333	1-3	.333	5-6	.833	0-1-1	0.3	4	1.0	1-0	2	0	0	10	2.5	
Joe Stephens	2-0	9	1-5	.200	1-3	.333	0-0	—	—	—	1.5	0	0.0	3-0	3	3	0	3	1.5
Charles Jones	12-0	93	2-5	.400	0-0	—	0-0	—	5-8-13	1.1	3	0.3	8-0	2	0	4	4	0.3	
ROCKETS	82	19855	3037-6484	.468	671-1839	.365	1503-1992	.755	927-2565-3492	42.6	2013	24.5	1610-10	685	1365	347	8248	100.6	
OPPONENTS	82	19855	3030-6845	.443	519-1547	.335	1302-1785	.729	1029-2332-3361	41.0	1835	22.4	1735-17	731	1172	365	7881	96.1	

Date	Opponent	Score	Record	Date	Opponent	Score	Record
<b>Nov.</b>	<b>1</b> Sacramento	<b>W96-85</b>	<b>1-0</b>	<b>23</b> New Jersey	<b>W111-104</b>	<b>32-10</b>	
	<b>2</b> at Phoenix	<b>W110-95</b>	<b>2-0</b>	<b>25</b> Utah	<b>L100-105 (OT)</b>	<b>32-11</b>	
	<b>4</b> at Utah	<b>W75-72</b>	<b>3-0</b>	<b>30</b> Denver	<b>L109-113</b>	<b>32-12</b>	
	<b>5</b> at Sacramento	<b>W102-80</b>	<b>4-0</b>	<b>31</b> at Indiana	<b>L74-100</b>	<b>32-13</b>	
	<b>7</b> at Denver	<b>W110-108 (OT)</b>	<b>5-0</b>	<b>Feb.</b> <b>2</b> at Orlando	<b>L90-103</b>	<b>32-14</b>	
	<b>9</b> Utah	<b>W91-85</b>	<b>6-0</b>	<b>4</b> at New York	<b>L95-99</b>	<b>32-15</b>	
	<b>12</b> L.A. Lakers	<b>L115-126 (2OT)</b>	<b>6-1</b>	<b>6</b> at Detroit	<b>L87-96</b>	<b>32-16</b>	
	<b>14</b> Indiana	<b>W90-88</b>	<b>7-1</b>	<b>11</b> Vancouver	<b>W106-97</b>	<b>33-16</b>	
	<b>16</b> Golden State	<b>W115-103</b>	<b>8-1</b>	<b>14</b> at Seattle	<b>L85-105</b>	<b>33-17</b>	
	<b>19</b> Minnesota	<b>W122-93</b>	<b>9-1</b>	<b>15</b> at Portland	<b>L105-109</b>	<b>33-18</b>	
	<b>21</b> Phoenix	<b>W115-105</b>	<b>10-1</b>	<b>17</b> Atlanta	<b>W127-98</b>	<b>34-18</b>	
	<b>23</b> at Golden State	<b>W120-115 (OT)</b>	<b>11-1</b>	<b>20</b> Toronto	<b>W107-97</b>	<b>35-18</b>	
	<b>24</b> at L.A. Lakers	<b>W90-85</b>	<b>12-1</b>	<b>21</b> at Atlanta	<b>L74-76</b>	<b>35-19</b>	
	<b>26</b> Portland	<b>W102-101 (OT)</b>	<b>13-1</b>	<b>23</b> San Antonio	<b>W95-85</b>	<b>36-19</b>	
	<b>29</b> at Boston	<b>W120-94</b>	<b>14-1</b>	<b>25</b> L.A. Lakers	<b>W100-96</b>	<b>37-19</b>	
	<b>30</b> at Washington	<b>W103-99</b>	<b>15-1</b>	<b>27</b> Charlotte	<b>L95-106</b>	<b>37-20</b>	
<b>Dec.</b>	<b>2</b> at Toronto	<b>L89-100</b>	<b>15-2</b>	<b>Mar.</b> <b>1</b> Dallas	<b>W89-80</b>	<b>38-20</b>	
	<b>4</b> Boston	<b>W94-89</b>	<b>16-2</b>	<b>4</b> at L.A. Clippers	<b>W113-109</b>	<b>39-20</b>	
	<b>7</b> Philadelphia	<b>W123-108</b>	<b>17-2</b>	<b>5</b> at Golden State	<b>W90-85</b>	<b>40-20</b>	
	<b>10</b> at Minnesota	<b>W96-94</b>	<b>18-2</b>	<b>7</b> at L.A. Lakers	<b>W111-90</b>	<b>41-20</b>	
	<b>12</b> Detroit	<b>W115-96</b>	<b>19-2</b>	<b>9</b> at Dallas	<b>W88-83</b>	<b>42-20</b>	
	<b>14</b> at Seattle	<b>W109-100</b>	<b>20-2</b>	<b>11</b> at San Antonio	<b>W103-79</b>	<b>43-20</b>	
	<b>15</b> at Portland	<b>W99-89</b>	<b>21-2</b>	<b>12</b> Orlando	<b>L95-96</b>	<b>43-21</b>	
	<b>17</b> at Vancouver	<b>L92-93</b>	<b>21-3</b>	<b>16</b> at Miami	<b>L80-101</b>	<b>43-22</b>	
	<b>19</b> San Antonio	<b>L101-115</b>	<b>21-4</b>	<b>18</b> at New Jersey	<b>W97-89</b>	<b>44-22</b>	
	<b>21</b> Miami	<b>L66-86</b>	<b>21-5</b>	<b>20</b> Washington	<b>W96-90</b>	<b>45-22</b>	
	<b>23</b> Milwaukee	<b>L76-81</b>	<b>21-6</b>	<b>22</b> Phoenix	<b>L99-104</b>	<b>45-23</b>	
	<b>26</b> at Milwaukee	<b>W101-90</b>	<b>22-6</b>	<b>25</b> Minnesota	<b>W112-103</b>	<b>46-23</b>	
	<b>28</b> Golden State	<b>W104-95</b>	<b>23-6</b>	<b>27</b> Cleveland	<b>W107-89</b>	<b>47-23</b>	
	<b>30</b> Seattle	<b>W99-91</b>	<b>24-6</b>	<b>29</b> Denver	<b>W120-105</b>	<b>48-23</b>	
<b>Jan.</b>	<b>2</b> Portland	<b>L96-112</b>	<b>24-7</b>	<b>Apr.</b> <b>1</b> at Denver	<b>W116-99</b>	<b>49-23</b>	
	<b>4</b> L.A. Clippers	<b>L91-95</b>	<b>24-8</b>	<b>2</b> at Phoenix	<b>L96-109</b>	<b>49-24</b>	
	<b>7</b> at Minnesota	<b>W104-95</b>	<b>25-8</b>	<b>4</b> at Sacramento	<b>W108-94</b>	<b>50-24</b>	
	<b>8</b> at Cleveland	<b>W81-78</b>	<b>26-8</b>	<b>6</b> at Vancouver	<b>W94-85</b>	<b>51-24</b>	
	<b>10</b> at Philadelphia	<b>W120-99</b>	<b>27-8</b>	<b>8</b> at L.A. Clippers	<b>W127-117</b>	<b>52-24</b>	
	<b>11</b> at Chicago	<b>L86-110</b>	<b>27-9</b>	<b>10</b> Vancouver	<b>W102-94</b>	<b>53-24</b>	
	<b>14</b> New York	<b>W106-86</b>	<b>28-9</b>	<b>11</b> at Utah	<b>L83-104</b>	<b>53-25</b>	
	<b>16</b> Sacramento	<b>W89-80</b>	<b>29-9</b>	<b>13</b> Seattle	<b>W113-73</b>	<b>54-25</b>	
	<b>17</b> at Dallas	<b>W88-78</b>	<b>30-9</b>	<b>15</b> L.A. Clippers	<b>W123-119</b>	<b>55-25</b>	
	<b>19</b> Chicago	<b>W102-86</b>	<b>31-9</b>	<b>18</b> Dallas	<b>W112-102 (OT)</b>	<b>56-25</b>	
	<b>21</b> at Charlotte	<b>L108-114</b>	<b>31-10</b>	<b>20</b> at San Antonio	<b>W103-99</b>	<b>57-25</b>	



# 1997-98 Houston Rockets

(41-41, 4th Midwest)

## Final Statistics

Player	G-S	Min	FGM-A	Pct.	3PM-A	Pct.	FTM-A	Pct.	Rebounds		Avg.	A	Avg.	PF-D	S	TO	B	TP	Avg.
									O-D-Tot	Avg.									
Clyde Drexler	70-70	2473	452-1059	427	106-334	317	277-346	801	105-241-346	4.9	382	5.5	193-0	126	189	42	1287	18.4	
Hakeem Olajuwon	47-45	1633	306-633	483	0-3	0.000	160-212	755	116-344-460	9.8	143	3.0	152-0	84	126	96	772	16.4	
Kevin Willis	81-74	2528	531-1041	510	10-17	1.43	242-305	793	232-447-679	8.4	78	1.0	235-1	55	170	38	1305	16.1	
Charles Barkley	68-41	2243	361-744	485	18-84	214	296-397	746	241-553-794	11.7	217	3.2	187-2	71	147	28	1036	15.2	
Matt Maloney	78-78	2217	239-586	408	126-346	364	65-78	833	16-126-142	1.8	219	2.8	99-0	62	107	5	669	8.6	
Eddie Johnson	75-1	1490	227-544	417	66-198	333	113-136	831	50-103-153	2.0	89	1.2	89-0	32	62	3	633	8.4	
Mario Elie	73-59	1988	206-456	452	55-189	291	145-174	833	39-117-156	2.1	221	3.0	115-0	81	100	8	612	8.4	
Matt Bullard	67-24	1190	175-389	450	96-231	416	20-27	741	25-121-146	2.2	60	0.9	104-0	31	39	24	466	7.0	
Othella Harrington	58-3	903	129-266	485	0-1	0.000	92-122	754	73-134-207	3.6	24	0.4	112-1	10	47	27	350	6.0	
Rodrick Rhodes	58-13	1070	112-305	367	2-8	250	111-180	617	28-42-70	1.2	110	1.9	125-0	62	97	10	337	5.8	
Brent Price	72-2	1332	128-310	413	73-187	390	77-98	786	37-70-107	1.5	192	2.7	163-3	52	111	4	406	5.6	
Emanuel Davis	45-0	599	63-142	444	27-72	375	31-37	838	10-37-47	1.0	59	1.3	55-0	17	52	3	184	4.1	
Joe Stephens	7-0	37	10-28	357	3-10	300	4-6	667	3-3-6	0.9	1	0.1	2-0	2	2	0	27	3.9	
Charles Jones	24-0	127	7-10	700	0-0	0.000	1-2	500	12-12-24	1.0	5	0.2	22-0	1	4	6	15	0.6	
ROCKETS	82	19830	2946-6513	452	573-1670	343	1634-2120	771	987-2350-3337	40.7	1799	22.0	1653-7	686	1298	294	8099	98.8	
OPPONENTS	82	19830	3173-6769	469	409-1120	365	1406-1891	744	1041-2326-3367	41.1	1914	23.2	1747-11	732	1170	365	8161	99.5	

Date	Opponent	Score	Record	Date	Opponent	Score	Record
Oct. 31	Cleveland	W94-86	1-0	29	Orlando	L88-95	20-22
Nov. 2	at Sacramento	W93-77	2-0	31	at Philadelphia	W102-86	21-22
4	at Seattle	L94-118	2-1	Feb. 1	at Boston	L96-107	21-23
5	at L.A. Clippers	W124-110	3-1	3	Vancouver	W110-97	22-23
7	Portland	L85-86	3-2	5	at Detroit	L92-104	22-24
12	Philadelphia	L100-114	3-3	10	Seattle	W97-83	23-24
14	L.A. Lakers	L103-113 (2OT)	3-4	12	at Vancouver	W112-103	24-24
16	at Phoenix	L94-96	3-5	13	at Portland	L81-105	24-25
18	New York	W95-84	4-5	15	at L.A. Lakers	W90-88	25-25
20	Toronto	W127-97	5-5	16	at L.A. Clippers	W121-99	26-25
22	Golden State	W90-84	6-5	19	Detroit	W100-90	27-25
28	at Portland	W98-89	7-5	20	at Minnesota	L95-100 (OT)	27-26
29	at Golden State	W107-100	8-5	22	at New York	L74-92	27-27
Dec. 2	Denver	W112-101	9-5	24	at Washington	L112-124	27-28
4	Atlanta	W94-87	10-5	26	Minnesota	W118-98	28-28
6	Dallas (Mexico City)	W108-106	11-5	Mar. 1	Utah	L100-106	28-29
9	San Antonio	W108-78	12-5	3	L.A. Clippers	W107-97	29-29
12	at L.A. Lakers	L102-119	12-6	5	Miami	L93-117	29-30
14	at Vancouver	L105-110	12-7	7	at Phoenix	W108-89	30-30
16	Vancouver	W118-91	13-7	9	at Utah	L93-100	30-31
19	Sacramento	W116-98	14-7	10	Dallas	W97-91	31-31
20	at San Antonio	L87-100	14-8	12	New Jersey	W115-104	32-31
22	L.A. Lakers	L83-94	14-9	14	Sacramento	W89-86	33-31
25	at Utah	L103-107	14-10	17	Milwaukee	W96-91	34-31
27	Washington	W111-101	15-10	19	Boston	W105-96	35-31
29	Charlotte	L101-120	15-11	21	at Dallas	W103-95	36-31
Jan. 2	at Denver	W116-115 (OT)	16-11	24	at Milwaukee	L108-118	36-32
3	Portland	L95-97	16-12	25	at Indiana	W86-81	37-32
5	at Toronto	W120-96	17-12	27	at Orlando	L75-100	37-33
6	at Cleveland	L70-100	17-13	29	at Miami	L77-109	37-34
8	Indiana	L80-87	17-14	31	Phoenix	L86-97	37-35
10	Utah	L84-111	17-15	Apr. 2	Golden State	L94-104	37-36
13	Dallas	W100-87	18-15	3	at Atlanta	L87-107	37-37
16	Minnesota	L115-116 (OT)	18-16	5	Chicago	L94-109	37-38
18	at Chicago	L100-106	18-17	7	at Denver	W104-87	38-38
19	Seattle	L80-114	18-18	9	at Golden State	W93-89	39-38
21	at New Jersey	L112-117 (OT)	18-19	10	at Sacramento	W97-85	40-38
22	at Charlotte	L86-93	18-20	12	at Seattle	L95-103	40-39
24	San Antonio	W112-87	19-20	14	Denver	W94-88	41-39
26	at San Antonio	L90-115	19-21	17	at Minnesota	L95-102	41-40
27	L.A. Clippers	W115-109	20-21	19	Phoenix	L93-123	41-41

# 1998-99 Houston Rockets

(31-19, 3rd Midwest)

## Final Statistics

Player	G-S	Min	FGM-A	Pct.	3PM-A	Pct.	FTM-A	Pct.	Rebounds			PF-D	S	TO	B	TP	Avg.	
									O-D-Tot	Avg.	Avg.							
Hakeem Olajuwon	50-50	1784	373-725	.514	4-13	.308	195-272	.717	106-372-478	9.6	88	1.8	160-3	82	139	123	945	18.9
Charles Barkley	42-40	1526	240-502	.478	4-25	.160	192-267	.719	167-349-516	12.3	192	4.6	89-0	43	100	13	676	16.1
Scottie Pippen	50-50	2011	261-604	.432	72-212	.340	132-183	.721	63-260-323	6.5	293	5.9	118-0	98	159	37	726	14.5
Michael Dickerson	50-50	1558	215-462	.465	71-164	.433	46-72	.639	26-57-83	1.7	95	1.9	90-0	27	66	11	547	10.9
Sam Mack (TOT)	44-15	1083	167-384	.435	87-219	.397	51-58	.879	14-81-95	2.2	55	1.3	94-1	35	33	4	472	10.7
Sam Mack (HOU)	25-0	506	81-172	.471	45-111	.405	23-28	.821	7-35-42	1.7	32	1.3	41-0	15	13	3	230	9.2
Cuttino Mobley	49-37	1456	172-405	.425	53-148	.358	90-110	.818	22-89-111	2.3	121	2.5	98-0	44	79	23	487	9.9
Othella Harrington	41-10	903	156-304	.513	0-0	—	88-122	.721	72-174-246	6.0	15	0.4	103-0	6	61	25	400	9.8
Brent Price	40-6	806	100-207	.483	46-112	.411	46-61	.754	18-60-78	2.0	113	2.8	90-0	33	65	1	292	7.3
Eddie Johnson	3-0	18	6-13	.462	0-1	.000	0-0	—	0-2-2	0.7	1	0.3	3-0	0	2	0	12	4.0
Bryce Drew	34-0	441	47-129	.364	16-49	.327	8-8	1.000	3-29-32	0.9	52	1.5	61-2	12	31	4	118	3.5
Rodrick Rhodes	3-0	33	2-8	.250	0-0	—	5-6	.833	2-2-4	1.3	1	0.3	5-0	1	5	0	9	3.0
Matt Bullard	41-0	413	43-114	.377	24-62	.387	7-10	.700	9-33-42	1.0	18	0.4	28-0	13	14	4	117	2.9
Antoine Carr	18-0	152	21-52	.404	0-1	.000	5-7	.714	9-22-31	1.7	9	0.5	31-0	1	9	10	47	2.6
Anthony Miller	29-0	249	28-60	.467	0-1	.000	14-22	.636	26-41-67	2.3	7	0.2	34-0	7	9	5	70	2.4
Stanley Roberts	6-0	33	5-13	.385	0-0	—	4-8	.500	4-7-11	1.8	0	0.0	2-0	0	4	1	14	2.3
Matt Maloney	15-7	186	5-28	.179	1-15	.067	10-11	.909	2-8-10	0.7	21	1.4	7-0	4	14	0	21	1.4
ROCKETS	50	12075	1755-3798	.462	336-914	.368	865-1187	.729	536-1540-2076	61.5	1058	21.2	960-5	386	812	260	4711	94.2
OPPONENTS	50	12075	1793-4136	.434	230-645	.357	779-1062	.734	664-1391-2055	41.1	1034	20.7	1030-2	441	653	245	4595	91.9

Date	Opponent	Score	Record	Date	Opponent	Score	Record
Feb. 5	at L.A. Lakers	L91-99	0-1	22	Sacramento	W110-100	17-9
6	at Golden State	W86-84	1-1	24	at Dallas	W88-78	18-9
8	Denver	W99-80	2-1	25	Toronto	W113-104	19-9
10	Sacramento	W92-82	3-1	27	at Golden State	W87-86	20-9
11	at Dallas	W105-95	4-1	28	at Sacramento	W107-93	21-9
16	Phoenix	W109-92	5-1	30	at L.A. Clippers	W104-95	22-9
17	at Minnesota	L102-116	5-2	Apr. 1	at Utah	L87-88	22-10
18	at New Jersey	W93-92 (OT)	6-2	4	at Seattle	L84-101	22-11
20	at Miami	L71-81	6-3	6	Golden State	W111-74	23-11
21	at Orlando	L83-109	6-4	8	San Antonio	L83-92	23-12
23	Seattle	W98-86	7-4	11	at Utah	L76-85	23-13
25	Atlanta	L87-93	7-5	12	at Minnesota	W95-90	24-13
27	at Vancouver	W86-74	8-5	14	Vancouver	W102-85	25-13
28	at L.A. Lakers	L90-106	8-6	15	Portland	W86-76	26-13
Mar. 2	San Antonio	L82-99	8-7	18	at San Antonio	L83-86	26-14
4	L.A. Clippers	W96-77	9-7	19	Seattle	W120-113	27-14
6	at Vancouver	W107-92	10-7	21	Dallas	L95-109	27-15
7	at Portland	L71-111	10-8	23	at L.A. Clippers	L101-106 (OT)	27-16
9	Denver	W84-75	11-8	25	at Phoenix	L71-95	27-17
11	Vancouver	W102-91	12-8	26	L.A. Lakers	W102-80	28-17
13	Cleveland	W100-89	13-8	29	Dallas	L81-91	28-18
14	at Phoenix	L90-104	13-9	30	Utah	L78-91	28-19
16	Portland	W101-93	14-9	May 2	L.A. Clippers	W110-84	29-19
17	at Denver	W114-109	15-9	4	Minnesota	W100-83	30-19
20	Phoenix	W103-93 (OT)	16-9	5	at Denver	W95-88	31-19

# 1999-00 Houston Rockets

(34-48, 6th Midwest)

## Final Statistics

Player	G-S	Min	FGM-A	Pct.	3PM-A	Pct.	FTM-A	Pct.	Rebounds		Avg.	A	Avg.	PF-D	S	TO	B	TP	Avg.
									O-D-Tot	Avg.									
Steve Francis	77-77	2776	497-1117	.445	107-310	.345	287-365	.786	152-257	409	5.3	507	6.6	231-2	118	306	29	1388	18.0
Cutino Mobley	81-8	2496	437-1016	.430	104-292	.356	299-353	.847	59-229	288	3.6	208	2.6	171-0	87	186	32	1277	15.8
Charles Barkley	20-18	620	106-222	.477	6-26	.231	71-110	.645	71-138	209	10.5	63	3.2	48-0	14	44	4	289	14.5
Shandon Anderson	82-82	2700	368-778	.473	79-225	.351	194-253	.767	91-293	384	4.7	239	2.9	182-0	96	194	32	1009	12.3
Walt Williams	76-66	1859	312-681	.458	102-261	.391	101-123	.821	69-237	306	4.0	157	2.1	190-2	49	113	44	827	10.9
Hakeem Olajuwon	44-28	1049	193-421	.458	0-2	.000	69-112	.616	65-209	274	6.2	61	1.4	88-0	41	73	70	455	10.3
Kelvin Calo	65-32	1581	216-402	.537	0-4	.000	135-208	.649	102-287	389	6.0	26	0.4	175-1	33	71	124	567	8.7
Kenny Thomas	72-29	1797	212-531	.399	32-122	.262	138-209	.660	147-290	437	6.1	113	1.6	167-0	54	112	22	594	8.3
Carlos Rogers	53-15	1101	170-324	.525	1-14	.071	81-137	.591	98-177	275	5.2	42	0.8	77-0	14	63	34	422	8.0
"Moochie" Norris	30-0	502	69-159	.434	12-29	.414	57-73	.781	16-52	68	2.3	94	3.1	32-0	23	30	1	207	6.9
Matt Bullard	56-27	1024	139-340	.409	79-177	.446	25-30	.833	13-125	138	2.5	63	1.1	85-0	19	36	13	382	6.8
Bryce Drew	72-5	1293	168-413	.383	59-163	.362	45-53	.849	23-80	103	1.4	162	2.3	79-0	41	66	1	420	5.8
Tony Massenburg	10-0	109	16-36	.444	0-0	—	14-16	.875	7-20	27	2.7	3	0.3	13-0	2	9	5	46	4.6
Thomas Hamilton	22-7	273	35-79	.443	0-0	—	12-23	.522	31-59	90	4.1	15	0.7	25-0	4	28	14	82	3.7
Anthony Miller	35-14	476	52-97	.536	0-0	—	26-51	.510	49-115	164	4.7	16	0.5	68-1	11	19	10	130	3.7
Bill Curley	4-0	50	6-11	.545	0-0	—	0-0	—	4-4	8	2.0	0	0.0	10-1	2	4	0	12	3.0
Devin Gray	21-2	124	15-37	.405	0-0	—	19-29	.655	11-14	25	1.2	5	0.2	22-0	5	4	3	49	2.3
ROCKETS	82	19830	3001-6664	.450	581-1625	.358	1573-2145	.733	1008-2586	3594	43.8	1774	21.6	1663-7	613	1425	438	8156	99.5
OPPONENTS	82	19830	3226-7074	.456	350-990	.354	1425-1829	.779	1027-2451	3478	42.4	1863	22.7	1833-17	735	1126	433	8227	100.3

Date	Opponent	Score	Record	Date	Opponent	Score	Record
Nov. 2	Milwaukee	L93-98	0-1	27	Golden State	L110-115	16-26
4	at Utah	L82-98	0-2	28	at Denver	L98-104	16-27
5	San Antonio	L85-95	0-3	30	L.A. Lakers	W89-83	17-27
8	Orlando	L97-102	0-4	Feb. 1	Charlotte	W99-83	18-27
10	L.A. Lakers	L88-89	0-5	3	Philadelphia	W109-106	19-27
12	at L.A. Lakers	W97-81	1-5	4	at Minnesota	L85-102	19-28
13	at Golden State	W103-95	2-5	6	at Detroit	L105-109	19-29
15	Indiana	L87-96	2-6	8	Cleveland	W91-83	20-29
16	at Dallas	L95-114	2-7	9	at Atlanta	L100-116	20-30
18	Sacramento	L110-128	2-8	15	Detroit	W107-102	21-30
20	at Seattle	L107-110	2-9	18	at San Antonio	L92-116	21-31
21	at Sacramento	L105-110	2-10	20	San Antonio	L111-113 (OT)	21-32
23	Dallas	W119-99	3-10	22	at Charlotte	L97-102	21-33
26	at Portland	L88-91 (OT)	3-11	24	Denver	L97-106	21-34
29	at Vancouver	W118-110 (OT)	4-11	27	at L.A. Lakers	L85-101	21-35
Dec. 1	at Phoenix	L122-128 (2OT)	4-12	28	at L.A. Clippers	W96-77	22-35
2	at L.A. Clippers	W109-96	5-12	Mar. 2	Sacramento	W102-99	23-35
4	Phoenix	W105-95	6-12	4	New Jersey	W99-92 (OT)	24-35
6	Vancouver	W102-99	7-12	7	Phoenix	L101-108	24-36
8	at Philadelphia	L73-83	7-13	9	at Utah	L82-101	24-37
10	at Boston	L96-100	7-14	11	Minnesota	L86-100	24-38
11	at New Jersey	L94-106	7-15	14	at New York	L85-91	24-39
14	New York	L90-101	7-16	16	at Milwaukee	L96-106	24-40
15	at San Antonio	L77-83	7-17	17	at Indiana	L102-111	24-41
18	Boston	W100-94	8-17	19	at Toronto	L98-100	24-42
21	Portland	L79-89	8-18	20	at Cleveland	L85-98	24-43
23	Washington	W105-89	9-18	23	L.A. Clippers	W110-95	25-43
26	at Washington	L92-103	9-19	24	at Orlando	L96-112	25-44
28	Toronto	L99-100	9-20	26	Chicago	W123-78	26-44
30	L.A. Clippers	W122-100	10-20	28	Golden State	W121-86	27-44
Jan. 4	Seattle	L96-103	10-21	30	at Minnesota	L90-122	27-45
6	at Miami	L99-111	10-22	Apr. 1	Atlanta	W115-93	28-45
8	Utah	L87-103	10-23	4	at Vancouver	L100-102	28-46
11	at Sacramento	L93-110	10-24	5	at Portland	W118-105	29-46
13	at Golden State	W108-100	11-24	7	at Seattle	W119-116	30-46
15	at Chicago	W93-90	12-24	9	Utah	W99-90	31-46
17	at Dallas	W121-111	13-24	11	at Denver	W103-93	32-46
18	Portland	W90-89	14-24	13	Dallas	W111-102	33-46
20	Denver	W122-115	15-24	16	Seattle	L112-121	33-47
23	Miami	W101-88	16-24	18	at Phoenix	W107-98	34-47
25	Minnesota	L84-92	16-25	19	Vancouver	L92-96	34-48

# 2000-01 Houston Rockets

(45-37, 5th Midwest)

## Final Statistics

Player	G-S	Min	FG-A	Pct.	3PM-A	Pct.	FTM-A	Pct.	Rebounds			PF-D	S	TO	B	TP	Avg.	
									O-D-Tot	Avg.	A							
Steve Francis	80-79	3194	550-1219	.451	133-336	.396	358-438	.817	190-363-553	6.9	517	6.5	274-7	141	265	31	1591	19.9
Cuttino Mobley	79-49	3002	527-1214	.434	90-252	.357	394-474	.831	83-314-397	5.0	195	2.5	169-1	84	165	26	1538	19.5
Maurice Taylor	69-69	1972	390-797	.489	0-4	.000	119-162	.735	109-269-378	5.5	104	1.5	208-3	28	125	38	899	13.0
Hakeem Olajuwon	58-55	1545	283-568	.498	0-1	.000	123-198	.621	124-307-431	7.4	72	1.2	141-0	70	81	88	689	11.9
Shandon Anderson	82-82	2396	263-590	.446	46-170	.271	138-188	.734	72-261-333	4.1	189	2.3	202-0	82	131	40	710	8.7
Walt Williams	72-31	1583	202-513	.394	98-248	.395	97-126	.770	31-214-245	3.4	97	1.3	153-2	30	73	28	599	8.3
Kenny Thomas	74-21	1820	206-465	.443	25-92	.272	91-126	.722	122-295-417	5.6	77	1.0	178-4	40	116	43	528	7.1
"Moochie" Norris	82-6	1654	184-413	.446	25-89	.281	151-194	.778	44-154-198	2.4	283	3.5	84-0	69	107	2	544	6.6
Matt Bullard	61-5	1000	129-305	.423	86-213	.404	10-14	.714	22-108-130	2.1	42	0.7	76-0	10	12	9	354	5.8
Kelvin Cato	35-13	624	64-111	.577	0-0	—	37-57	.649	47-94-141	4.0	11	0.3	89-1	13	25	31	165	4.7
Carlos Rogers	39-0	544	75-110	.682	0-1	.000	29-52	.558	48-91-139	3.6	9	0.2	33-0	10	17	18	179	4.6
Jason Collier	23-0	222	27-71	.380	0-1	.000	17-24	.708	12-25-37	1.6	6	0.3	27-1	2	11	3	71	3.1
Dan Langhi	33-0	241	37-99	.374	0-1	.000	16-29	.552	13-28-41	1.2	4	0.1	16-0	7	8	1	90	2.7
Sean Colson (TOT)	13-0	44	6-24	.250	1-5	.200	2-4	.500	2-4-6	0.5	10	0.8	6-0	1	2	0	15	1.2
Sean Colson (HOU)	10-0	30	6-19	.316	1-4	.250	2-4	.500	2-1-3	0.3	7	0.7	6-0	1	0	0	15	1.5
Anthony Miller	1-0	3	0-0	—	0-0	—	0-0	—	0-0-0	0.0	0	0.0	1-0	0	0	0	0	0.0
ROCKETS	82	19830	2943-6494	.453	504-1412	.357	1582-2086	.758	919-2524-3443	42.0	1613	19.7	1657-19	587	1204	358	7972	97.2
OPPONENTS	82	19830	3020-6733	.449	359-1015	.354	1385-1862	.744	988-2420-3408	41.6	1735	21.2	1771-17	605	1092	400	7784	94.9

Date	Opponent	Score	Record	Date	Opponent	Score	Record
Oct. 31	Minnesota	L98-106	0-1	24	Philadelphia	L84-85 (OT)	20-22
Nov. 2	Milwaukee	W115-93	1-1	26	Vancouver	W106-89	21-22
4	at L.A. Clippers	L74-77	1-2	27	at Charlotte	W110-97	22-22
5	at Phoenix	L99-104	1-3	30	Miami	L85-103	22-23
7	L.A. Lakers	W84-74	2-3	Feb. 1	L.A. Clippers	L84-101	22-24
9	Vancouver	W85-78	3-3	3	at San Antonio	L88-90	22-25
11	at Portland	L88-111	3-4	5	New York	W100-86	23-25
12	at L.A. Lakers	L99-105	3-5	7	at Philadelphia	W112-87	24-25
14	Chicago	W110-83	4-5	8	at Detroit	W103-90	25-25
16	Charlotte	W84-80	5-5	13	Washington	W99-89	26-25
18	Phoenix	W94-89	6-5	16	at Orlando	L93-108	26-26
21	at Indiana	W101-89	7-5	17	Cleveland	W92-80	27-26
22	at Boston	L81-96	7-6	20	Boston	W101-84	28-26
25	at Miami	W91-80	8-6	21	at Minnesota	W89-83	29-26
28	Sacramento	L81-88	8-7	23	Orlando	W105-95	30-26
30	at Denver	W109-105 (OT)	9-7	26	Portland	L89-95	30-27
Dec. 2	Portland	L85-96	9-8	28	at Chicago	W95-78	31-27
5	Dallas	W109-102	10-8	Mar. 1	at Milwaukee	W108-91	32-27
8	at Sacramento	L98-111	10-9	3	at Dallas	L95-100	32-28
9	at Seattle	W111-104	11-9	7	at Atlanta	W104-98	33-28
11	at Vancouver	W82-75	12-9	8	L.A. Clippers	W99-87	34-28
14	at Golden State	W98-95	13-9	10	Golden State	W86-81	35-28
16	Denver	L100-102	13-10	11	at Phoenix	L92-94	35-29
19	San Antonio	L79-86	13-11	13	Indiana	W127-118 (3OT)	36-29
21	L.A. Lakers	L94-99	13-12	15	New Jersey	W108-106	37-29
23	Golden State	L87-95	13-13	17	San Antonio	W103-99	38-29
26	at San Antonio	L95-103	13-14	20	at Sacramento	L109-125	38-30
27	Seattle	L92-107	13-15	22	at L.A. Clippers	L92-97	38-31
30	at Dallas	W114-99	14-15	24	at Seattle	L90-93	38-32
Jan. 1	at Minnesota	L96-106	14-16	27	Utah	W109-86	39-32
2	at Cleveland	W100-95	15-16	29	Phoenix	L85-90	39-33
4	Detroit	W107-97	16-16	31	at Washington	W96-86	40-33
6	Utah	L97-99	16-17	Apr. 1	at New Jersey	L98-101	40-34
9	at Toronto	W110-91	17-17	3	Dallas	L97-109	40-35
11	at New York	W76-75	18-17	5	Seattle	W91-88	41-35
13	Sacramento	L81-84	18-18	7	Atlanta	W110-97	42-35
15	at Utah	L104-116 (OT)	18-19	9	at Utah	L81-96	42-36
16	Toronto	W114-99	19-19	10	Denver	L99-100	42-37
18	at Golden State	W112-104	20-19	13	at Portland	W109-103	43-37
19	at L.A. Lakers	L101-114	20-20	14	at Vancouver	W100-95	44-37
23	at Denver	L100-105	20-21	17	Minnesota	W114-87	45-37

# 2001-02 Houston Rockets

(28-54, 5th Midwest)

## Final Statistics

Player	G-S		FGM-A	Pct.	3PM-A		FTM-A	Pct.	Rebounds		A	PF-D	S	TO	B	TP	Avg.	
	Min								O-D-Tot	Avg.								
Cuttino Mobley	74-74	3116	595-1358	438	149-377	395	267-314	.850	63-237-300	4.1	187	2.5	189-3	109	180	37	1606	21.7
Steve Francis	57-56	2343	420-1007	417	68-210	324	326-422	.773	102-299-401	7.0	362	6.4	172-2	71	221	25	1234	21.6
Kenny Thomas	72-71	2484	396-829	478	0-16	0.00	223-336	.664	158-358-516	7.2	137	1.9	195-5	85	143	66	1015	14.1
Walt Williams	48-25	1117	166-396	419	78-183	426	40-51	.784	37-125-162	3.4	69	1.4	106-0	18	53	10	450	9.4
Eddie Griffin	73-24	1896	244-666	366	90-273	330	64-86	.744	117-299-416	5.7	53	0.7	117-1	17	47	134	642	8.8
Glen Rice	20-20	606	65-167	389	18-64	281	24-30	.800	5-42-47	2.4	31	1.6	34-0	12	24	3	172	8.6
"Moochie" Norris	82-26	2249	251-631	398	36-134	269	127-169	.751	73-173-246	3.0	403	4.9	130-0	81	156	4	665	8.1
Kelvin Cato	75-73	1917	190-326	583	0-1	0.00	113-194	.582	176-349-525	7.0	29	0.4	208-5	40	53	95	493	6.6
Kevin Willis	52-5	865	125-284	440	0-1	0.00	65-87	.747	105-194-299	5.8	14	0.3	98-0	25	41	23	315	6.1
Oscar Torres	65-13	1075	135-341	396	37-126	294	82-105	.781	47-75-122	1.9	40	0.6	64-0	25	49	9	389	6.0
Jason Collier	25-2	365	41-95	432	0-1	0.00	24-32	.750	31-51-82	3.3	9	0.4	40-0	6	13	4	106	4.2
Terence Morris	68-12	1110	111-289	384	15-78	192	18-28	.643	77-134-211	3.1	64	0.9	72-1	21	45	27	255	3.8
Dan Langhi	34-8	434	49-125	392	1-4	250	8-11	.727	22-45-67	2.0	14	0.4	25-0	8	9	5	107	3.1
Tierre Brown	40-1	403	49-115	426	4-12	333	21-28	.750	12-30-42	1.1	70	1.8	26-0	19	40	3	123	3.1
ROCKETS	82	19980	2837-6629	428	496-1480	335	1402-1893	.741	1025-2411-3436	41.9	1482	18.1	1476-17	537	1156	445	7572	92.3
OPPONENTS	82	19980	3191-6875	464	370-1028	360	1221-1623	.752	1045-2507-3552	43.3	1838	22.4	1647-7	576	988	415	7973	97.2

Date	Opponent	Score	Record	Date	Opponent	Score	Record
Oct. 30	Atlanta	W89-84 (OT)	1-0	22	Dallas	L107-113	13-29
Nov. 1	L.A. Clippers	W98-92 (OT)	2-0	24	New Jersey	L98-103	13-30
3	Minnesota	L88-90	2-1	26	at Charlotte	W111-104 (OT)	14-30
4	at Phoenix	W103-100	3-1	29	Golden State	W100-96 (OT)	15-30
6	Denver	W99-93	4-1	31	at Dallas	L91-95	15-31
8	Philadelphia	W77-72	5-1	Feb. 1	Charlotte	L72-73	15-32
9	at Denver	L81-108	5-2	4	Utah	W104-97	16-32
13	at San Antonio	L86-90	5-3	6	at Cleveland	L109-111	16-33
15	L.A. Lakers	L97-98 (OT)	5-4	12	Memphis	W85-78	17-33
17	Dallas	W124-87	6-4	16	Orlando	L100-109	17-34
19	at Sacramento	L77-113	6-5	18	at Washington	W102-89	18-34
20	at Portland	W94-87	7-5	20	at Milwaukee	L76-115	18-35
23	at Seattle	L81-99	7-6	21	Minnesota	W89-83	19-35
25	at L.A. Clippers	L83-90	7-7	23	Boston	W99-89	20-35
27	Sacramento	L84-89	7-8	26	L.A. Clippers	L84-94	20-36
30	at Memphis	L85-102	7-9	Mar. 2	at Phoenix	W104-97	21-36
Dec. 1	San Antonio	L75-85	7-10	3	at L.A. Lakers	L79-95	21-37
3	at New York	L86-89	7-11	5	Toronto	W112-109	22-37
4	at Chicago	L75-103	7-12	7	at San Antonio	L97-99	22-38
6	Washington	L82-85	7-13	8	Golden State	L95-108	22-39
8	at Minnesota	L97-107	7-14	10	Utah	W95-92	23-39
9	at Detroit	L77-105	7-15	12	Seattle	W101-98	24-39
11	Cleveland	L102-107	7-16	13	at Minnesota	W96-95	25-39
13	at Indiana	L106-108 (OT)	7-17	16	Chicago	L112-114 (2OT)	25-40
15	Miami	L73-76	7-18	18	at L.A. Clippers	L86-93	25-41
18	Portland	L92-101	7-19	19	at Sacramento	L87-110	25-42
20	L.A. Lakers	L101-107	7-20	22	at Seattle	L82-112	25-43
22	Milwaukee	W115-110	8-20	24	at Golden State	W116-104	26-43
26	Phoenix	L91-97	8-21	26	at Utah	L105-109	26-44
28	at Golden State	W100-93	9-21	28	Sacramento	L74-101	26-45
30	at L.A. Lakers	L90-114	9-22	30	Phoenix	L88-90	26-46
Jan. 3	Detroit	W99-97	10-22	Apr. 2	Seattle	W100-98	27-46
5	Indiana	L79-81	10-23	4	San Antonio	L78-102	27-47
8	New York	W88-86	11-23	5	at Memphis	L81-99	27-48
10	at Utah	L79-83	11-24	8	at Orlando	L74-83	27-49
12	Denver	W98-86	12-24	9	at Miami	L117-120 (OT)	27-50
15	at Philadelphia	L106-112 (OT)	12-25	11	at Dallas	W98-95 (OT)	28-50
16	at Toronto	L103-109	12-26	12	Portland	L79-80	28-51
18	at Boston	W104-101	13-26	14	Memphis	L95-98	28-52
19	at New Jersey	L90-99	13-27	16	at Denver	L70-101	28-53
21	at Atlanta	L91-95	13-28	17	at Portland	L79-92	28-54

# 2002-03 Houston Rockets

(43-39, 5th Midwest)

## Final Statistics

Player	G-S	Min	FGM-A	Pct.	3PM-A	Pct.	FTM-A	Pct.	Rebounds		PF-D	S	TO	B	TP	Avg.			
									O-D-Tot	Avg.									
Steve Francis	81-81	3318	571-1312	.435	85-240	.354	476-595	.800	159-340	499	6.2	502	6.2	251-2	141	299	41	1703	21.0
Cuttino Mobley	73-73	3044	463-1067	.434	112-318	.352	242-282	.858	70-233	303	4.2	208	2.8	185-0	95	166	36	1280	17.5
Yao Ming	82-72	2382	401-805	.498	1-2	.500	301-371	.811	196-479	675	8.2	137	1.7	230-1	31	173	147	1104	13.5
James Posey (TOT)	83-71	2518	309-752	.411	70-229	.306	205-246	.833	90-336	426	5.1	184	2.2	197-1	106	144	15	893	10.8
James Posey (HOU)	58-47	1646	188-428	.439	46-141	.326	119-144	.826	52-229	281	4.8	106	1.8	134-0	77	78	9	541	9.3
Kenny Thomas	20-14	586	82-190	.432	0-0	—	33-45	.733	45-92	137	6.9	39	2.0	49-0	16	40	6	197	9.9
Glen Rice	62-26	1532	196-457	.429	101-254	.398	63-83	.759	28-126	154	2.5	65	1.0	99-0	23	55	5	556	9.0
Eddie Griffin	77-66	1890	271-678	.400	64-192	.333	58-94	.617	138-323	461	6.0	86	1.1	136-1	52	76	111	664	8.6
Maurice Taylor	67-9	1377	231-535	.432	0-2	.000	100-138	.725	95-143	238	3.6	66	1.0	151-0	22	100	22	562	8.4
Kelvin Cato	73-5	1247	133-256	.520	0-4	.000	66-124	.532	132-296	428	5.9	20	0.3	176-0	38	56	85	332	4.5
"Moochie" Norris	82-3	1375	134-330	.406	11-45	.244	78-114	.684	37-122	159	1.9	196	2.4	72-0	55	86	4	357	4.4
Terence Morris	49-0	632	82-176	.466	7-32	.219	11-14	.786	40-88	128	2.6	25	0.5	35-0	8	29	17	182	3.7
Jason Collier	13-3	104	17-36	.472	0-0	—	2-2	1.000	12-17	29	2.2	1	0.1	10-0	2	2	1	36	2.8
Juaquin Hawkins	58-10	685	57-148	.385	10-24	.417	10-20	.500	16-62	78	1.3	47	0.8	57-0	29	29	6	134	2.3
Bostjan Nachbar	14-1	77	11-31	.355	2-10	.200	5-10	.500	3-8	11	0.8	3	0.2	13-0	2	6	2	29	2.1
Tito Maddox	9-0	35	3-12	.250	0-3	.000	5-8	.625	1-6	7	0.8	5	0.2	4-0	3	3	1	11	1.2
ROCKETS	82	19930	2840-6461	.440	439-1267	.346	1569-2044	.768	1024-2564	3588	43.8	1506	18.4	1602-4	594	1276	493	7688	93.8
OPPONENTS	82	19930	2891-6681	.433	386-1113	.347	1399-1805	.775	979-2353	3332	40.6	1683	20.5	1794-14	663	1082	381	7567	92.3

Date	Opponent	Score	Record	Date	Opponent	Score	Record
Oct. 30	at Indiana	L82-91	0-1	26	at Chicago	L98-100	23-19
Nov. 1	at Denver	W83-74	1-1	27	at Memphis	W100-95	24-19
2	Toronto	W88-76	2-1	29	Dallas	L81-104	24-20
5	Seattle	L97-104	2-2	31	Minnesota	W121-101	25-20
9	Golden State	W111-104	3-2	Feb. 2	Sacramento	W105-89	26-20
12	Portland	W86-83	4-2	4	at Minnesota	L89-103	26-21
15	at Phoenix	L87-88	4-3	5	at Cleveland	L102-105	26-22
17	at L.A. Lakers	W93-89	5-3	11	Utah	L101-103 (OT)	26-23
19	Cleveland	W97-80	6-3	12	at Utah	W106-76	27-23
21	at Dallas	L90-103	6-4	14	Miami	L82-94	27-24
22	Washington	W93-86	7-4	18	at L.A. Lakers	L99-106 (2OT)	27-25
24	at L.A. Clippers	L89-90	7-5	19	at Phoenix	W107-89	28-25
26	at Portland	L71-77	7-6	21	Dallas	L85-100	28-26
27	at Golden State	W91-84	8-6	22	Memphis	W93-82	29-26
29	at Seattle	W83-72	9-6	24	at Boston	W101-95 (OT)	30-26
Dec. 1	at Sacramento	L84-103	9-7	25	at New York	L95-102	30-27
3	San Antonio	W89-75	10-7	27	at Washington	L98-100 (OT)	30-28
6	at New Orleans	L96-98 (OT)	10-8	Mar. 2	San Antonio	L88-97	30-29
7	Philadelphia	W97-72	11-8	4	at Detroit	L83-96	30-30
10	Sacramento	W103-96	12-8	5	at Toronto	W97-95	31-30
13	at Memphis	L109-114 (OT)	12-9	8	New Jersey	W83-71	32-30
14	L.A. Clippers	L83-94	12-10	12	L.A. Clippers	W118-114 (OT)	33-30
16	at Miami	W105-100 (OT)	13-10	14	Chicago	W121-91	34-30
18	Indiana	W95-83	14-10	16	Phoenix	W85-75	35-30
20	Atlanta	W101-82	15-10	18	at Seattle	L94-100	35-31
21	at Minnesota	L86-98	15-11	19	at Portland	L83-94	35-32
23	Utah	L91-96	15-12	21	at Golden State	W117-107	36-32
27	New York	L83-99	15-13	23	at Sacramento	L108-109	36-33
29	New Orleans	W97-85	16-13	24	at L.A. Clippers	W108-90	37-33
31	Milwaukee	W103-80	17-13	26	L.A. Lakers	L93-96	37-34
Jan. 4	Golden State	L84-86	17-14	27	at San Antonio	L85-98	37-35
7	Minnesota	W94-86	18-14	29	Denver	W102-89	38-35
8	at Orlando	W91-81	19-14	31	at New Jersey	L86-110	38-36
10	at Atlanta	L75-84	19-15	Apr. 2	at Milwaukee	W109-106	38-37
11	Denver	W87-85	20-15	4	at Philadelphia	W88-79	39-37
13	Boston	W101-92	21-15	6	Orlando	W114-93	40-37
15	Phoenix	W102-96	22-15	8	Portland	L66-81	40-38
17	L.A. Lakers	W108-104 (OT)	23-15	9	at Utah	L73-94	40-39
20	at San Antonio	L82-87	23-16	12	Seattle	W101-86	41-39
21	at Dallas	L86-107	23-17	15	Memphis	W97-86	42-39
24	Detroit	L74-98	23-18	16	at Denver	W89-84	43-39



# 2003-04 Houston Rockets

(45-37, 5th Midwest)

## Final Statistics

Player	G-S	Min	FGM-A	Pct.	3PM-A	Pct.	FTM-A	Pct.	Rebounds										
									O-D-Tot	Avg.	A	Avg.	PF-D	S	TO	B	TP	Avg.	
Yao Ming	82-82	2692	535-1025	522	0-2	0.00	361-446	809	197-538-735	9.0	122	1.5	273-4	22	204	156	1431	17.5	
Steve Francis	79-79	3194	450-1117	403	73-250	292	337-435	775	116-317-433	5.5	493	6.2	257-3	139	294	35	1310	16.6	
Cuttino Mobley	80-80	3229	460-1081	426	164-420	390	176-217	811	40-322-362	4.5	258	3.2	179-0	107	180	33	1260	15.8	
Jim Jackson	80-80	3119	382-900	424	162-405	400	107-127	843	52-435-487	6.1	226	2.8	227-1	86	175	23	1033	12.9	
Maurice Taylor	75-10	2081	367-765	480	0-2	0.00	128-174	736	131-253-384	5.1	107	1.4	253-5	43	149	47	862	11.5	
Kelvin Cato	69-67	1743	161-360	447	0-0	—	96-142	676	153-319-472	6.8	72	1.0	203-0	52	84	96	418	6.1	
C. Weatherspoon (TOT)	52-1	868	104-211	493	0-1	0.00	53-72	736	74-130-204	3.9	30	0.6	75-0	30	35	15	261	5.0	
C. Weatherspoon (HOU)	37-0	652	86-171	503	0-1	0.00	35-53	660	60-94-154	4.2	17	0.5	56-0	22	26	13	207	5.6	
Eric Piatkowski	49-0	703	72-191	377	43-122	352	14-16	875	10-63-73	1.5	26	0.5	42-0	16	29	5	201	4.1	
Scott Padgett	58-5	547	74-167	443	28-65	431	24-32	750	46-93-139	2.4	23	0.4	73-0	12	22	13	200	3.4	
Torraye Braggs	11-0	132	13-28	464	0-0	—	8-12	667	15-19-34	3.1	6	0.5	21-0	4	12	2	34	3.1	
Bostjan Nachbar	45-3	516	47-132	356	23-63	365	21-29	724	8-62-70	1.6	30	0.7	72-1	14	23	14	138	3.1	
"Moochie" Norris	30-0	401	27-87	310	8-23	348	18-24	750	2-28-30	1.0	48	1.6	16-0	16	30	2	80	2.7	
Mark Jackson	42-3	577	34-100	340	7-41	171	28-39	718	10-60-70	1.7	119	2.8	41-0	17	53	1	103	2.5	
Mike Wilks	26-0	145	17-36	472	6-10	600	10-12	833	3-13-16	0.6	17	0.7	15-0	3	7	0	50	1.9	
Alton Ford	9-0	41	6-11	545	0-0	—	3-6	500	3-8-11	1.2	3	0.3	9-0	0	3	1	15	1.7	
Charles Oakley	7-0	25	2-6	333	0-0	—	5-6	833	0-5-5	0.7	2	0.3	8-0	0	1	0	9	1.3	
Adrian Griffin	19-1	133	5-18	278	1-2	500	0-4	0.00	1-18-19	1.0	10	0.5	17-0	7	3	2	11	0.6	
ROCKETS	82	19930	2738-6195	442	515-1406	366	1371-1774	773	847-2647-3494	42.6	1579	19.3	1762-14	560	1373	443	7362	89.8	
OPPONENTS	82	19930	2636-6405	412	457-1227	372	1491-2024	737	907-2351-3258	39.7	1689	20.6	1695-16	710	1103	359	7220	88.0	

Date	Opponent	Score	Record	Date	Opponent	Score	Record
Oct. 30	Denver	W102-85	1-0	23	at Indiana	W78-74	25-17
Nov. 1	Memphis	W71-79	1-1	25	at Orlando	W99-87	26-17
3	at Chicago	W98-66	2-1	26	at Miami	L81-95	26-18
4	at New Jersey	W86-75	3-1	28	Sacramento	L94-99	26-19
8	Orlando	W96-86	4-1	31	New Jersey	L77-88	26-20
11	Miami	W90-70	5-1	Feb. 2	at Phoenix	L79-99	26-21
13	at Dallas	L86-97	5-2	4	Milwaukee	W103-89	27-21
14	Phoenix	W90-85	6-2	6	Chicago	W82-80	28-21
16	at Toronto	L97-101 (2OT)	6-3	7	at Atlanta	W86-77	29-21
17	at Philadelphia	W74-66	7-3	9	San Antonio	L82-85	29-22
19	Golden State	W85-83	8-3	11	L.A. Lakers	W102-87	30-22
21	at Portland	L78-85	8-4	17	Washington	W107-81	31-22
24	at L.A. Clippers	W105-90	9-4	21	at Dallas	L88-97	31-23
26	at Utah	L76-83	9-5	22	Atlanta	W123-121 (3OT)	32-23
28	at Sacramento	L74-103	9-6	24	at San Antonio	L77-86	32-24
29	at Seattle	L88-95	9-7	25	Cleveland	W90-84	33-24
Dec. 3	Utah	W107-101 (OT)	10-7	27	Portland	W89-85	34-24
5	at New Orleans	W83-74	11-7	29	Seattle	L80-97	34-25
6	Detroit	W86-80	12-7	Mar. 3	L.A. Lakers	L93-96	34-26
9	Portland	W93-91	13-7	5	at Minnesota	W112-109	35-26
11	San Antonio	L67-71	13-8	7	Dallas	W101-98	36-26
13	at San Antonio	L73-86	13-9	9	L.A. Clippers	W90-85	37-26
16	at Minnesota	L75-92	13-10	11	New Orleans	W97-86	38-26
17	at Cleveland	W89-85	14-10	13	Memphis	W88-80	39-26
19	L.A. Clippers	W99-85	15-10	15	Phoenix	L97-99 (OT)	39-27
20	at Phoenix	L87-102	15-11	19	at Golden State	L84-90	39-28
23	Indiana	L71-79	15-12	21	at Sacramento	L95-100	39-29
25	at L.A. Lakers	W99-87	16-12	22	at Portland	W93-85 (OT)	40-29
26	at Denver	L94-95	16-13	24	Toronto	W90-89 (OT)	41-29
29	Seattle	L86-87	16-14	26	at Memphis	L86-109	41-30
31	Philadelphia	W80-72	17-14	28	at Milwaukee	W111-107 (OT)	42-30
Jan. 3	Utah	W84-63	18-14	29	Minnesota	L88-94	42-31
5	Golden State	W83-65	19-14	Apr. 1	at L.A. Lakers	L85-93	42-32
7	at Detroit	L66-85	19-15	2	at Denver	L100-110	42-33
8	at New York	W111-79	20-15	4	Sacramento	L94-99	42-34
11	Boston	L93-97	20-16	6	at Golden State	L90-97	42-35
13	at Washington	W93-80	21-16	7	at L.A. Clippers	W102-79	43-35
14	at Boston	W95-80	22-16	9	Denver	W106-103	44-35
17	Minnesota	W95-76	23-16	10	at Utah	L69-82	44-36
19	at Memphis	L83-88	23-17	12	at Seattle	W111-107	45-36
21	New York	W86-71	24-17	14	Dallas	L89-92	45-37

# 2004-05 Houston Rockets

## (51-31, 3rd Southwest)

### Final Statistics

Player	G-S	Min	FGM-A	Pct.	3PM-A	Pct.	FTM-A	Pct.	Rebounds	Avg.	A	Avg.	PF-D	S	TO	B	TP	Avg.	
																			O-D
Tracy McGrady	78-78	3182	715-1660	.431	142-435	.326	431-557	.774	71-413	44.8	6.2	44.8	5.7	167-0	135	201	52	2003	25.7
Yao Ming	80-80	2447	538-975	.552	0-0	—	389-497	.783	208-461	66.9	8.4	61	0.8	298-8	34	196	160	1465	18.3
Jim Jackson	24-24	290	118-283	.417	54-147	.367	30-33	.909	10-105	11.5	4.8	86	3.6	67-1	23	56	1	320	13.3
David Wesley (TOT)	80-79	2774	334-840	.398	118-315	.375	162-189	.857	38-190	22.8	2.9	265	3.3	215-2	96	113	9	948	11.9
David Wesley (HOU)	54-53	1840	201-498	.404	90-235	.383	95-113	.841	26-117	14.3	2.6	156	2.9	150-2	61	59	8	587	10.9
Mike James (TOT)	74-5	1859	331-751	.441	100-259	.386	109-145	.752	35-173	20.8	2.8	263	3.6	174-2	65	106	6	871	11.8
Mike James (HOU)	27-5	692	125-291	.433	42-107	.393	42-55	.764	12-74	9.6	3.2	78	2.9	60-0	25	26	2	336	2.4
Bob Sura	61-59	1922	215-504	.427	55-155	.355	141-188	.750	79-254	33.7	5.3	317	5.2	169-2	65	147	7	628	10.3
Juwan Howard	61-47	1624	244-541	.451	0-1	.000	97-115	.843	126-220	34.6	5.7	94	1.5	140-3	32	79	5	585	9.6
Maurice Taylor	38-16	905	127-292	.435	3-8	.375	39-60	.650	41-123	16.4	4.3	53	1.4	123-3	16	63	12	296	7.8
Jon Barry (TOT)	69-2	1505	161-368	.438	71-165	.430	62-71	.873	26-133	15.9	2.3	167	2.4	95-0	60	67	9	455	6.6
Jon Barry (HOU)	53-2	1230	130-291	.447	60-133	.451	52-58	.897	22-116	13.8	2.6	139	2.6	67-0	46	53	7	372	7.0
Tyronn Lue	21-3	479	48-122	.393	15-45	.333	14-18	.778	0-40	4.0	1.9	58	2.8	28-0	8	24	0	125	6.0
Charlie Ward	14-13	360	24-77	.312	16-51	.314	11-13	.846	6-33	3.9	2.8	43	3.1	22-0	15	18	0	75	5.4
Scott Padgett	66-0	942	98-233	.421	50-126	.397	29-40	.725	47-138	18.5	2.8	55	0.8	119-0	33	30	0	275	4.2
Dikembe Mutombo	80-2	1212	108-217	.498	0-0	—	106-143	.741	150-276	42.6	5.3	10	0.1	135-1	16	51	101	322	4.0
Clarence Weatherspoon	40-18	525	47-114	.412	0-0	—	29-35	.829	35-87	12.2	3.1	17	0.4	74-1	9	15	6	123	3.1
Bostjan Nachbar	16-2	204	15-43	.349	10-21	.476	9-12	.750	4-26	3.0	1.9	9	0.6	30-0	1	5	0	49	3.1
Reece Gaines	10-0	108	10-27	.370	3-12	.250	3-4	.750	0-11	1.1	1.3	0.3	12-0	3	4	0	26	2.6	
"Moochie" Norris (TOT)	38-0	360	35-109	.321	0-12	.000	20-24	.833	10-36	4.6	1.2	39	1.0	44-0	18	27	2	90	2.4
"Moochie" Norris (HOU)	6-0	39	3-16	.188	0-0	—	2-2	1.000	1-3	0.7	5	0.8	2-0	1	2	0	8	1.3	
Andre Barrett	27-0	4	20-69	.290	9-37	.243	7-10	.700	5-14	1.9	0.7	42	1.6	35-0	14	16	0	56	2.1
Rod Strickland	16-2	196	9-43	.209	1-2	.500	9-10	.900	3-24	2.7	1.7	39	2.4	15-0	3	16	2	28	1.8
Ryan Bowen	66-6	604	47-111	.423	3-6	.500	14-21	.667	21-55	7.6	1.2	18	0.3	61-0	23	7	5	111	1.7
Vin Baker (TOT)	27-0	204	13-42	.310	0-1	.000	9-17	.529	17-22	3.9	1.4	10	0.4	38-0	2	17	4	35	1.3
Vin Baker (HOU)	3-0	13	0-4	.000	0-0	—	2-2	1.000	0-2	0.7	1	0.3	7-0	0	2	0	2	0.7	
Torraye Braggs	7-0	24	3-7	.429	0-0	—	0-0	—	7-5	1.2	1.7	0	0.0	4-0	0	2	0	6	0.9
Brandin Knight	1-0	3	0-1	.000	0-0	—	0-0	—	0-0	0.0	1	1.0	0-0	0	0	0	0	0	0.0
ROCKETS	82	19855	2846-6419	.443	553-1521	.364	1551-1986	.781	874-2601	34.75	42.4	1733	21.1	1807-18	563	1135	378	7796	95.1
OPPONENTS	82	19855	2720-6423	.423	454-1343	.338	1571-2116	.742	892-2444	33.36	40.7	1696	20.7	1773-16	607	1087	335	7465	91.0

Date	Opponent	Score	Record	Date	Opponent	Score	Record
Nov. 2	at Detroit	L79-87	0-1	24	Orlando	W89-78	23-19
3	at Toronto	L88-95	0-2	26	at New Orleans	W82-77	24-19
5	at Memphis	W89-81	1-2	28	Sacramento	L111-117 (OT)	24-20
6	Sacramento	W104-101 (OT)	2-2	30	at Miami	L95-104	24-21
9	Memphis	W90-87	3-2	31	at Boston	W97-94	25-21
11	Minnesota	L91-96	3-3	Feb. 2	at Philadelphia	W118-95	26-21
13	L.A. Lakers	L79-84	3-4	4	at Minnesota	W119-113 (OT)	27-21
15	at New Jersey	W80-69	4-4	6	L.A. Lakers	W103-102	28-21
16	at Atlanta	L84-88	4-5	9	Chicago	W105-92	29-21
18	New York	L92-93	4-6	11	at Indiana	W91-83	30-21
20	at L.A. Clippers	W91-86 (OT)	5-6	13	Portland	W81-80	31-21
21	at Portland	W97-93	6-6	15	Washington	W123-93	32-21
23	at Sacramento	L96-102	6-7	22	Seattle	L85-87	32-22
26	at Utah	L80-90	6-8	23	at San Antonio	L81-99	32-23
27	Denver	L76-82	6-9	27	Utah	L92-99	32-24
30	Detroit	L72-93	6-10	Mar. 1	at Chicago	W119-89	33-24
Dec. 2	at Dallas	L106-113 (OT)	6-11	2	at Washington	L198-101	33-25
4	Philadelphia	W77-76	7-11	6	Dallas	W90-69	34-25
7	New Orleans	W89-81	8-11	8	at Seattle	W97-95	35-25
9	San Antonio	W81-80	9-11	11	at Phoenix	W127-107	36-25
11	Dallas	L78-102	9-12	13	at Sacramento	W111-96	37-25
15	Atlanta	W92-69	10-12	14	at Golden State	W97-94	38-25
17	Golden State	W100-83	11-12	16	Portland	W108-77	39-25
18	at Charlotte	L100-101 (OT)	11-13	18	Boston	L92-103	39-26
20	Toronto	W114-102	12-13	20	at Minnesota	L86-94	39-27
22	Charlotte	L87-90	12-14	22	Miami	W84-82	40-27
26	L.A. Clippers	W96-79	13-14	24	Cleveland	W99-80	41-27
28	at Milwaukee	L87-115	13-15	25	at New Orleans	W81-68	42-27
29	at Cleveland	W98-87	14-15	27	at San Antonio	L70-83	42-28
31	Milwaukee	W105-90	15-15	28	at Utah	W99-85	43-28
Jan. 2	Utah	W99-80	16-15	30	at Portland	W100-84	44-28
5	Phoenix	L98-108	16-16	Apr. 1	New Orleans	L73-76	44-29
7	at L.A. Lakers	L104-111	16-17	3	Phoenix	L78-91	44-30
9	at Denver	W116-98	17-17	5	at Golden State	L117-122	44-31
12	at Dallas	W124-114	18-17	7	at L.A. Lakers	W114-100	45-31
13	New Jersey	W94-85 (OT)	19-17	9	at Phoenix	W98-97	46-31
15	San Antonio	W73-67	20-17	11	at Seattle	W90-78	47-31
17	at Memphis	L80-99	20-18	13	Memphis	W100-92	48-31
18	Indiana	L74-87	20-19	16	Denver	W115-87	49-31
20	at Orlando	W108-99	21-19	18	L.A. Clippers	W115-90	50-31
21	at New York	W92-91	22-19	20	Seattle	W106-78	51-31

History

# 2005-06 Houston Rockets

(34-48, 5th Southwest)

## Final Statistics

Player	G-S	Min	FGM-A	Pct.	3PM-A	Pct.	FTM-A	Pct.	Rebounds		PF-D	S	TO	B	TP	Avg.		
									O-D-Tot	Avg.								
Tracy McGrady	47-47	1745	410-1011	406	73-234	312	254-340	747	46-261-307	6.5	225	4.8	88-0	59	120	41	1147	24.4
Yao Ming	57-57	1949	467-900	519	0-1	0.000	337-395	853	148-433-581	10.2	85	1.5	195-4	30	147	94	1271	22.3
Rafael Alston	63-63	2431	280-738	379	102-312	327	99-143	692	36-219-255	4.0	425	6.7	194-3	101	157	15	761	12.1
Juwan Howard	80-80	2537	394-859	459	0-4	0.000	154-191	806	168-367-535	6.7	112	1.4	235-2	49	133	8	942	11.8
Derek Anderson	20-8	582	68-173	393	19-67	284	61-73	836	12-71-83	4.2	53	2.7	49-0	15	37	4	216	10.8
David Wesley	71-59	2372	226-561	403	99-271	365	151-187	807	24-154-178	2.5	204	2.9	212-3	59	120	6	702	9.9
Stromile Swift	66-5	1344	225-458	491	0-2	0.000	136-209	651	103-188-291	4.4	25	0.4	198-3	38	91	50	586	8.9
Luther Head	80-27	2310	254-630	403	113-313	361	86-123	699	33-233-266	3.3	215	2.7	169-2	89	119	9	707	8.8
Keith Bogans (TOT)	72-31	1912	215-544	395	65-200	325	127-186	683	55-200-255	3.5	128	1.8	167-1	71	90	9	622	8.6
Keith Bogans (HOU)	33-22	1064	101-256	395	32-102	314	47-81	580	26-123-149	4.5	83	2.5	89-1	32	49	6	281	8.5
Gerald Fitch (TOT)	18-1	239	30-89	337	7-26	269	17-23	739	7-23-30	1.7	33	1.8	28-0	7	15	5	84	4.7
Jon Barry	20-0	342	25-65	385	12-32	375	24-29	828	1-30-31	1.6	26	1.3	25-0	13	22	1	86	4.3
Chuck Hayes	40-0	535	59-105	562	0-1	0.000	29-45	644	67-112-179	4.5	14	0.3	76-2	26	12	14	147	3.7
Lonny Baxter	23-0	281	33-72	458	0-0	—	16-19	842	38-46-84	3.7	2	0.1	48-1	9	13	7	82	3.6
Richie Fraham (TOT)	33-0	342	39-100	390	23-70	329	7-10	700	3-30-33	1.0	21	0.6	30-0	4	8	2	108	3.3
Richie Fraham (HOU)	8-0	117	15-35	429	8-22	364	4-5	800	0-10-10	1.3	6	0.8	8-0	1	4	0	42	5.3
Stephen Graham	6-0	38	6-16	375	1-5	200	4-4	1000	1-6-7	1.2	3	0.5	5-0	2	5	0	17	2.8
Dikembe Mutombo	64-23	955	50-95	526	0-0	—	69-91	758	100-206-306	4.8	4	0.1	128-0	17	35	57	169	2.6
John Lucas III	13-0	107	14-36	389	2-9	222	0-0	—	2-3-5	0.4	12	0.9	6-0	5	7	0	30	2.3
"Moochie" Norris	29-0	241	26-65	400	0-5	0.000	13-17	765	9-25-34	1.2	29	1.0	31-0	14	16	1	65	2.2
Rick Brunson (TOT)	27-0	247	21-54	389	5-13	385	7-12	583	1-21-22	0.8	35	1.3	22-0	8	22	1	54	2.0
Rick Brunson (HOU)	23-0	215	16-46	348	5-12	417	7-12	583	1-19-20	0.9	33	1.4	21-0	8	19	1	44	1.9
Ryan Bowen	68-19	652	37-124	298	3-22	136	11-14	786	31-57-88	1.3	24	0.4	85-0	21	13	6	88	1.3
Maciej Lampe (TOT)	6-0	28	2-11	182	0-0	—	0-2	0.000	4-5-15	1.5	2	0.3	2-0	0	3	0	4	1.0
Maciej Lampe (HOU)	4-0	12	2-7	286	0-0	—	0-2	0.000	3-2-5	1.3	0	0.0	0-0	0	2	0	4	0.7
Josh Davis	1-0	0	0-0	—	0-0	—	0-0	—	0-0-0	0.0	0	0.0	1-0	0	0	0	0	0.0
ROCKETS	82	19830	2708-6252	433	469-1414	332	1502-1980	759	849-2565-3414	41.6	1580	19.3	1863-21	588	1193	320	7387	90.1
OPPONENTS	82	19830	2708-6310	429	541-1465	369	1560-2135	731	874-2477-3351	40.9	1647	20.1	1716-14	582	1094	373	7517	91.7

Date	Opponent	Score	Record	Date	Opponent	Score	Record
Nov. 2	Sacramento	W98-89	1-0	27	Minnesota	L92-96	15-27
5	N.O./Okla. City	L84-91	1-1	29	Miami	L95-101	15-28
8	Orlando	L74-76	1-2	30	at Memphis	L77-86	15-29
10	at Miami	L84-88	1-3	Feb. 1	Milwaukee	W86-84	16-29
12	at New Jersey	W99-91	2-3	3	Seattle	W100-77	17-29
13	at Boston	L82-102	2-4	5	at New York	W93-89	18-29
15	at Minnesota	W94-89	3-4	6	at Philadelphia	W87-81	19-29
17	at San Antonio	L80-86	3-5	8	L.A. Lakers	L78-89	19-30
18	Detroit	L70-78	3-6	11	Utah	W102-88	20-30
20	at Indiana	L74-85	3-7	12	New York	W90-83	21-30
22	at Dallas	L93-102	3-8	14	at L.A. Clippers	W128-97	22-30
23	Phoenix	L88-100	3-9	16	at Phoenix	L75-109	22-31
25	at Memphis	L81-86	3-10	22	L.A. Clippers	W106-102	23-31
26	Chicago	L89-94	3-11	24	Golden State	W91-88	24-31
29	Atlanta	W100-85	4-11	26	at Orlando	W89-84	25-31
3	Memphis	L75-90	4-12	27	Phoenix	L94-111	25-32
6	Boston	W91-73	5-12	Mar. 1	Philadelphia	L101-106	25-33
8	at Sacramento	W106-95	6-12	3	Denver	W89-78	26-33
11	at Portland	W100-86	7-12	5	Portland	W102-84	27-33
14	at Golden State	W111-105 (OT)	8-12	7	at Minnesota	W93-87	28-33
15	at Seattle	W104-98	9-12	8	Indiana	W103-99	29-33
17	at L.A. Clippers	L81-89	9-13	12	at San Antonio	L81-88	29-34
18	at L.A. Lakers	W76-74	10-13	13	New Jersey	L77-90	29-35
21	Toronto	L81-94	10-14	15	Dallas	L81-95	29-36
23	at Denver	L86-108	10-15	18	San Antonio	L77-92	29-37
27	Utah	L74-82	10-16	20	L.A. Clippers	L91-99	29-38
28	at N.O./Okla. City (Okla. City)	L90-92	10-17	21	at Dallas	L72-88	29-39
31	Golden State	L89-94	10-18	23	at N.O./Okla. City (Okla. City)	W93-92	30-39
Jan. 3	at Washington	W123-111	11-18	26	Cleveland	L102-104 (OT)	30-40
5	at Cleveland	W90-81	12-18	29	Seattle	W115-87	31-40
6	at Toronto	L92-112	12-19	31	Washington	W105-103	32-40
8	Denver	L90-92	12-20	2	at L.A. Lakers	L88-104	32-41
10	at Charlotte	L106-111 (2OT)	12-21	4	at Seattle	L87-104	32-42
11	Sacramento	L80-88	12-22	5	at Portland	L75-76	32-43
14	N.O./Okla. City	L80-86	12-23	7	at Golden State	W100-93	33-43
16	at Atlanta	L83-94	12-24	9	at Sacramento	L77-86	33-44
18	Dallas	L76-103	12-25	10	at Utah	L83-85	33-45
20	at Chicago	W109-108 (2OT)	13-25	12	Minnesota	L79-82	33-46
22	at Detroit	L97-99	13-26	15	Memphis	L81-93	33-47
23	at Milwaukee	W97-80	14-26	17	at Denver	W86-83	34-47
25	Charlotte	W102-78	15-26	19	San Antonio	L87-89	34-48

# 2006-07 Houston Rockets

(52-30, 3rd Southwest)

## Final Statistics

Player	G-S	Min	FGM-A	Pct.	3PM-A	Pct.	FTM-A	Pct.	Rebounds			PF-D	S	TO	B	TP	Avg.	
									O-D-Tot	Avg.	A Avg.							
Yao Ming	48-48	1624	423-819	.516	0-2	.000	356-413	.862	101-351-452	9.4	94	2.0	159-0	17	167	94	1202	25.0
Tracy McGrady	71-71	2539	638-1480	.431	128-381	.331	345-488	.707	56-322-378	5.3	458	6.5	136-0	92	213	36	1747	24.6
Rafer Alston	82-82	3040	383-1020	.375	192-529	.363	130-177	.734	29-253-282	3.4	444	5.4	195-3	129	170	10	1088	13.3
Luther Head	80-10	2211	306-700	.437	177-401	.441	83-105	.790	31-221-252	3.2	194	2.4	133-1	76	137	5	872	10.9
Shane Battier	82-82	2988	292-654	.446	157-373	.421	88-113	.779	67-271-338	4.1	175	2.1	190-1	79	72	60	829	10.1
Juwan Howard	80-38	2123	309-665	.465	0-0	—	155-188	.824	138-332-470	5.9	131	1.6	205-1	29	112	8	773	9.7
Bonzi Wells	28-1	590	85-207	.411	1-7	.143	46-82	.561	26-94-120	4.3	31	1.1	62-0	24	57	13	217	7.8
Chuck Hayes	78-43	1714	192-335	.573	0-0	—	55-89	.618	204-317-521	6.7	47	0.6	281-9	70	64	18	439	5.6
Kirk Snyder	39-1	563	66-146	.452	11-44	.250	49-75	.653	17-66-83	2.1	39	1.0	51-0	11	26	12	192	4.9
John Lucas III	47-0	383	62-156	.397	15-59	.254	15-19	.789	9-27-36	0.8	33	0.7	38-0	17	15	0	154	3.3
Dikembe Mutombo	75-33	1289	85-153	.556	0-0	—	60-87	.690	164-324-488	6.5	13	0.2	156-0	22	38	76	230	3.1
Vassilis Spanoulis	31-0	272	23-72	.319	5-29	.172	34-42	.810	5-17-22	0.7	28	0.9	33-1	7	29	1	85	2.7
Jake Tsakalidis (TOT)	36-7	390	29-72	.403	0-0	—	26-39	.667	42-62-104	2.9	5	0.1	51-0	8	24	12	84	2.3
Jake Tsakalidis (HOU)	13-0	132	9-22	.409	0-0	—	12-15	.800	18-22-40	3.1	3	0.2	17-0	1	3	1	30	2.3
Scott Padgett	24-0	198	15-49	.306	8-29	.276	6-11	.545	11-34-45	1.9	8	0.3	33-0	4	8	3	44	1.8
Steve Novak	35-1	191	18-50	.360	13-39	.333	2-2	1.000	4-22-26	0.7	6	0.2	21-0	5	4	0	51	1.5
ROCKETS	82	19855	2906-6528	.445	705-1893	.372	1436-1906	.753	880-2673-3553	43.3	1704	20.8	1710-16	583	1162	337	7953	97.0
OPPONENTS	82	19855	2793-6503	.429	472-1346	.351	1497-2000	.749	800-2548-3348	40.8	1588	19.4	1631-13	571	1163	353	7555	92.1

Date	Opponent	Score	Record	Date	Opponent	Score	Record
Nov. 1	at Utah	L97-107	0-1	24	at San Antonio	W90-85	26-16
4	Dallas	W107-76	1-1	26	Portland	W99-69	27-16
5	at N.O./Okla. City	L90-96	1-2	29	Philadelphia	W105-84	28-16
7	at Memphis	W86-80	2-2	31	Seattle	W112-102	29-16
8	at Milwaukee	W97-93	3-2	Feb. 3	N.O./Okla. City	L74-87	29-17
10	New York	W103-94	4-2	5	Minnesota	W105-77	30-17
12	at Miami	W94-72	5-2	6	at Memphis	W98-90	31-17
14	San Antonio	L84-92	5-3	9	at Dallas	L74-95	31-18
16	Chicago	W101-100	6-3	10	Charlotte	W104-83	32-18
18	at Detroit	L92-104	6-4	13	Sacramento	W109-104 (OT)	33-18
20	at New York	W97-90	7-4	15	Dallas	L77-80	33-19
22	Washington	W86-82	8-4	21	Miami	W112-102	34-19
25	Memphis	W85-76	9-4	23	at Atlanta	L99-105	34-20
28	Minnesota	W82-75	10-4	25	at Orlando	W97-93	35-20
29	at Phoenix	L91-102	10-5	26	Boston	L72-77	35-21
Dec. 2	Cleveland	W81-63	11-5	28	Toronto	L90-106	35-22
5	Golden State	W118-90	12-5	Mar. 2	at Denver	W108-97	36-22
6	at Minnesota	L84-90	12-6	3	San Antonio	L74-97	36-23
8	at Charlotte	W92-62	13-6	5	at Cleveland	L85-91	36-24
9	at Washington	W114-109	14-6	7	at Boston	W111-80	37-24
12	L.A. Lakers	L94-102	14-7	9	New Jersey	W112-91	38-24
14	at Golden State	L107-109	14-8	11	Orlando	W103-92	39-24
15	at L.A. Lakers	L101-112 (2OT)	14-9	12	at Phoenix	L82-103	39-25
17	at L.A. Clippers	W108-103	15-9	14	L.A. Clippers	W109-105	40-25
20	at Portland	L87-89	15-10	16	at Toronto	W114-100	41-25
22	at San Antonio	W97-78	16-10	18	at Philadelphia	W124-74	42-25
23	L.A. Clippers	L93-98	16-11	20	Indiana	W86-76	43-25
26	at Indiana	L76-81	16-12	22	Detroit	W91-85	44-25
27	at New Jersey	W96-71	17-12	25	at N.O./Okla. City (Okla. City)	L94-106	44-26
29	Atlanta	W94-68	18-12	26	Milwaukee	W106-87	45-26
31	Memphis	W111-109	19-12	28	at L.A. Clippers	W92-87	46-26
Jan. 3	Seattle	W103-96	20-12	30	at L.A. Lakers	W107-104 (OT)	47-26
5	Utah	W100-86	21-12	Apr. 1	Utah	L83-86	47-27
7	at Minnesota	L99-103 (OT)	21-13	4	Golden State	L99-110	47-28
8	at Chicago	W84-77	22-13	6	Portland	L78-85	47-29
10	L.A. Lakers	W102-77	23-13	8	at Sacramento	W112-106	48-29
12	at Denver	W90-86	24-13	9	at Seattle	W95-90	49-29
13	at Sacramento	W115-111 (OT)	25-13	11	at Portland	W99-95	50-29
16	at Dallas	L96-109	25-14	14	N.O./Okla. City	W123-112	51-29
17	Phoenix	L91-100	25-15	16	Phoenix	W120-117	52-29
20	Denver	L113-121 (OT)	25-16	18	at Utah	L91-101	52-30

History

# 2007-08 Houston Rockets

(55-27, 3rd Southwest)

## Final Statistics

Player	G-S	Min	FGM-A	Pct.	3PM-A	Pct.	FTM-A	Pct.	Rebounds		PF-D	S	TO	B	TP	Avg.		
									O-D-Tot	Avg.								
Yao Ming	55-55	2044	432-852	507	0-2	000	345-406	850	172-422-594	10.8	129	2.3	171-2	25	183	111	1209	22.0
Tracy McGrady	66-62	2440	548-1307	419	86-295	292	245-358	684	42-297-339	5.1	387	5.9	91-0	68	160	30	1427	21.6
Rafer Alston	74-74	2526	364-924	394	143-407	351	98-137	715	28-232-260	3.5	392	5.3	139-0	98	160	18	969	13.1
Luis Scola	82-39	2024	345-670	515	0-3	000	157-235	668	174-351-525	6.4	106	1.3	235-2	60	105	19	847	10.3
Shane Battier	80-78	2907	265-619	428	139-369	377	75-101	743	131-276-407	5.1	155	1.9	196-2	77	78	90	744	9.3
Bonzi Wells	51-7	1124	175-412	425	8-38	211	111-174	638	63-197-260	5.1	80	1.6	113-0	51	76	24	469	9.2
Carl Landry	42-0	711	135-219	616	0-1	000	72-109	661	96-111-207	4.9	21	0.5	98-2	17	26	7	342	8.1
Bobby Jackson (TOT)	72-5	1389	204-506	403	81-226	358	64-81	790	33-148-181	2.5	139	1.9	96-0	45	59	5	553	7.7
Bobby Jackson (HOU)	26-5	498	88-210	419	28-82	341	24-32	750	10-61-71	2.7	63	2.4	37-0	13	28	2	228	8.8
Luther Head	73-17	1379	206-477	432	79-225	351	66-81	815	18-117-135	1.8	138	1.9	75-0	44	70	9	557	7.6
Mike James	33-1	537	79-226	350	24-74	324	33-42	786	11-41-52	1.6	54	1.6	44-0	17	29	2	215	6.5
Steve Francis	10-3	199	19-57	333	4-17	235	13-23	565	8-15-23	2.3	30	3.0	25-1	9	14	5	55	5.5
Aaron Brooks	51-0	608	93-225	413	36-109	330	42-49	857	13-43-56	1.1	87	1.7	69-0	13	44	5	264	5.2
Gerald Green (TOT)	30-0	361	52-151	344	15-39	385	34-41	829	13-51-64	2.1	29	1.0	45-0	8	32	4	153	5.1
Gerald Green (HOU)	1-0	4	3-3	1000	0-0	—	0-0	—	2-0-2	2.0	0	0.0	2-0	0	0	0	6	6.0
Steve Novak	35-0	264	49-102	480	34-71	479	3-4	750	4-31-35	1.0	6	0.2	17-0	2	4	3	135	3.9
Kirk Snyder	9-0	81	13-28	464	2-9	222	6-11	545	5-7-12	1.3	8	0.9	6-0	1	4	1	34	3.8
Mike Harris	17-0	159	27-54	500	0-2	000	8-13	615	24-30-54	3.2	3	0.2	16-0	6	9	3	62	3.6
Dikembe Mutombo	39-25	619	43-80	538	0-0	—	32-45	711	68-131-199	5.1	5	0.1	55-0	11	17	48	118	3.0
Chuck Hayes	79-44	1575	113-221	511	0-3	000	11-24	458	132-295-427	5.4	91	1.2	212-2	85	62	43	237	3.0
Justin Williams (TOT)	23-0	123	13-29	448	0-0	—	8-26	308	20-29-49	2.1	0	0.0	17-0	5	4	5	34	1.5
Justin Williams (HOU)	1-0	6	1-3	333	0-0	—	1-4	250	1-0-1	1.0	0	0.0	3-0	0	1	0	3	3.0
Bobby Jones	4-0	9	2-4	500	0-0	—	0-0	—	0-1-1	0.3	0	0.0	3-0	1	1	0	4	1.0
Loren Woods	7-0	17	3-5	600	0-0	—	0-0	—	0-1-1	0.1	2	0.3	2-0	0	0	0	6	0.7
ROCKETS	82	19730	3003-6698	448	583-1707	342	1342-1848	726	1002-2659-3661	44.6	1757	21.4	1609-11	598	1125	420	7931	96.9
OPPONENTS	82	19730	2852-6594	433	433-1186	365	1410-1912	737	894-2441-3335	40.7	1548	18.9	1615-17	622	1094	379	7547	92.0

Date	Opponent	Score	Record	Date	Opponent	Score	Record
Oct. 30	at L.A. Lakers	W95-93	1-0	23	at Seattle	W109-107	23-19
Nov. 1	at Utah	W106-95	2-0	25	at Portland	W89-79	24-19
3	Portland	W89-80	3-0	27	Utah	L89-97	24-20
5	at Dallas	L98-107	3-1	29	Golden State	W111-107	25-20
6	San Antonio	W89-81	4-1	Feb. 1	at Indiana	W106-103	26-20
9	Milwaukee	W104-88	5-1	2	at Milwaukee	W91-83	27-20
11	at Charlotte	W85-82	6-1	4	at Minnesota	W92-86	28-20
13	at Memphis	L99-105	6-2	7	Cleveland	W92-77	29-20
14	L.A. Lakers	L90-93	6-3	9	Atlanta	W108-89	30-20
16	at San Antonio	L84-90	6-4	11	Portland	W95-83	31-20
17	Phoenix	L105-115	6-5	13	Sacramento	W89-87	32-20
21	Dallas	L94-100	6-6	19	at Cleveland	W93-85	33-20
23	at Miami	L91-98	6-7	21	Miami	W112-100	34-20
24	Denver	W109-81	7-7	22	at New Orleans	W100-80	35-20
26	at L.A. Clippers	W88-71	8-7	24	Chicago	W110-97	36-20
28	at Phoenix	W100-94	9-7	26	Washington	W94-69	37-20
29	at Golden State	L94-113	9-8	29	Memphis	W116-95	38-20
Dec. 1	at Sacramento	L99-107	9-9	Mar. 2	Denver	W103-89	39-20
5	Memphis	W105-92	10-9	5	Indiana	W117-99	40-20
7	at New Jersey	W96-89	11-9	6	at Dallas	W113-98	41-20
9	at Toronto	L80-93	11-10	8	New Orleans	W106-96	42-20
10	at Philadelphia	L88-100	11-11	10	New Jersey	W91-73	43-20
12	Detroit	W80-77	12-11	12	at Atlanta	W83-75	44-20
15	Dallas	L83-96	12-12	14	Charlotte	W89-80	45-20
19	Orlando	L92-97	12-13	16	L.A. Lakers	W104-92	46-20
20	at Denver	L111-112 (2OT)	12-14	18	Boston	L74-94	46-21
22	at Chicago	W116-98	13-14	19	at New Orleans	L69-90	46-22
23	at Detroit	L82-94	13-15	21	at Golden State	W109-106	47-22
28	at Memphis	W103-83	14-15	22	at Phoenix	L113-122	47-23
29	Toronto	W91-79	15-15	24	Sacramento	W108-100	48-23
31	Golden State	L95-112	15-16	26	Minnesota	W97-86	49-23
Jan. 2	at Boston	L93-97	15-17	30	at San Antonio	L88-109	49-24
4	at Orlando	W96-94	16-17	Apr. 1	at Sacramento	L98-99	49-25
5	New York	W103-91	17-17	3	at Portland	W95-86	50-25
8	at Washington	W92-84	18-17	4	at Seattle	W79-66	51-25
9	at New York	W101-92	19-17	6	at L.A. Clippers	W105-79	52-25
11	Minnesota	W113-82	20-17	9	Seattle	W103-80	53-25
13	New Orleans	L82-87	20-18	11	Phoenix	W101-90	54-25
15	Philadelphia	L107-111	20-19	13	at Denver	L94-111	54-26
19	San Antonio	W83-81	21-19	14	at Utah	L96-105	54-27
21	Seattle	W96-89	22-19	16	L.A. Clippers	W93-75	55-27

# 2008-09 Houston Rockets

(53-29, 2nd Southwest)

## Final Statistics

Player	G-S	Min	FG-A	Pct.	3PM-A	Pct.	FTM-A	Pct.	Rebounds			PF-D	S	TO	B	TP	Avg.	
									O-D-Tot	Avg.	A Avg.							
Yao Ming	77-77	2589	566-1032	.548	1-1	1.000	381-440	.866	204-557-761	9.9	137	1.8	257-2	30	234	150	1514	19.7
Ron Artest	69-55	2452	416-1037	.401	153-383	.399	196-262	.748	65-294-359	5.2	229	3.3	155-2	105	140	24	1181	17.1
Tracy McGrady	35-35	1181	188-485	.388	44-117	.376	125-156	.801	20-134-154	4.4	175	5.0	38-0	42	69	15	545	15.6
Luis Scola	82-82	2488	424-799	.531	0-3	.000	196-258	.760	200-520-720	8.8	123	1.5	261-2	68	123	11	1044	12.7
Rafer Alston	48-48	1591	193-522	.370	80-230	.348	86-109	.789	25-119-144	3.0	258	5.4	72-0	57	88	7	552	11.5
Aaron Brooks	80-35	1998	316-783	.404	113-309	.366	149-172	.866	33-124-157	2.0	238	3.0	152-1	46	125	8	894	11.2
Von Wafer	63-11	1225	229-512	.447	64-164	.390	88-117	.752	19-94-113	1.8	71	1.1	71-0	40	59	8	610	9.7
Carl Landry	69-0	1467	240-418	.574	1-3	.333	157-193	.813	124-219-343	5.0	39	0.6	166-0	26	68	31	638	9.2
Kyle Lowry (TOT)	77-21	1679	189-434	.435	25-98	.255	181-226	.801	26-163-189	2.5	275	3.6	146-1	69	117	17	584	7.6
Kyle Lowry (HOU)	28-0	608	77-162	.475	8-29	.276	52-65	.800	13-65-78	2.8	97	3.5	57-0	21	38	9	214	7.6
Shane Battier	60-59	2031	145-354	.410	91-237	.384	55-67	.821	52-233-285	4.8	137	2.3	114-0	48	49	54	436	7.3
Luther Head	22-4	322	39-101	.386	14-38	.368	14-16	.875	3-24-27	1.2	35	1.6	15-0	6	16	1	106	4.8
Brent Barry	56-1	857	70-172	.407	49-131	.374	19-20	.950	17-77-94	1.7	78	1.4	45-0	24	48	3	208	3.7
Brian Cook (TOT)	30-0	171	28-76	.368	13-30	.433	5-6	.833	7-25-32	1.1	5	0.2	26-0	3	13	3	74	2.5
Brian Cook (HOU)	9-0	25	5-16	.313	2-5	.400	0-0	—	1-4-5	0.6	1	0.1	3-0	0	2	3	12	1.3
Dikembe Mutombo	9-2	96	5-13	.385	0-0	—	6-9	.667	12-21-33	3.7	0	0.0	11-0	0	6	11	16	1.8
James White	4-0	11	3-5	.600	1-2	.500	0-0	—	0-0-0	0.0	1	0.3	2-0	1	3	1	7	1.8
Chuck Hayes	71-1	858	42-113	.372	0-4	.000	7-19	.368	74-176-250	3.5	42	0.6	134-2	34	25	19	91	1.3
Joey Dorsey	3-0	6	1-2	.500	0-0	—	0-0	—	0-1-1	0.3	1	0.3	0-0	0	0	0	2	0.7
ROCKETS	82	19805	2959-6526	.453	621-1656	.375	1531-1903	.805	862-2662-3524	43.0	1662	20.3	1553-9	548	1158	355	8070	98.4
OPPONENTS	82	19805	2991-6735	.444	464-1298	.357	1296-1730	.749	873-2399-3272	39.9	1620	19.8	1689-13	588	1012	435	7742	94.4

Date	Opponent	Score	Record	Date	Opponent	Score	Record
Oct. 29	Memphis	W82-71	1-0	19	Denver	W115-113	26-16
30	at Dallas	W112-102	2-0	21	Utah	W108-99	27-16
Nov. 1	Oklahoma City	W89-77	3-0	23	at Indiana	L102-107	27-17
4	Boston	L99-103	3-1	25	at Detroit	W108-105	28-17
6	at Portland	L99-101 (OT)	3-2	26	at New York	L98-104	28-18
7	at L.A. Clippers	W92-83	4-2	28	Philadelphia	L93-95	28-19
9	at L.A. Lakers	L82-111	4-3	31	Golden State	W110-93	29-19
12	at Phoenix	W94-82	5-3	Feb. 3	Chicago	W107-100	30-19
14	at San Antonio	L75-77	5-4	4	at Memphis	L93-104	30-20
15	New Orleans	W91-82	6-4	7	Minnesota	W107-90	31-20
17	at Oklahoma City	W100-89	7-4	9	at Milwaukee	L112-124	31-21
19	Dallas	L86-96	7-5	11	Sacramento	W94-82	32-21
21	at Washington	W103-91	8-5	17	New Jersey	W114-88	33-21
22	at Orlando	W100-95	9-5	20	Dallas	W93-86	34-21
24	at Miami	W107-98	10-5	22	Charlotte	W99-78	35-21
26	Indiana	L90-91	10-6	24	Portland	W98-94	36-21
29	San Antonio	W103-84	11-6	26	Cleveland	W93-74	37-21
30	at Denver	L94-104	11-7	28	at Chicago	L102-105	37-22
Dec. 3	L.A. Clippers	W103-96	12-7	Mar. 1	at Minnesota	W105-94	38-22
5	Golden State	W131-112	13-7	3	Toronto	W107-97	39-22
8	at Memphis	L97-109	13-8	4	at Utah	L94-101	39-23
9	Atlanta	W92-84	14-8	6	Phoenix	W116-112	40-23
12	at Golden State	W119-108	15-8	8	Memphis	W93-83	41-23
13	at L.A. Clippers	L82-95	15-9	9	at Denver	W97-95	42-23
16	Denver	W108-96	16-9	11	L.A. Lakers	L96-102	42-24
19	Sacramento	W107-96	17-9	13	at Charlotte	W91-86	43-24
20	at Minnesota	W109-102	18-9	14	San Antonio	L85-88	43-25
22	at New Jersey	W114-91	19-9	16	at New Orleans	W95-84	44-25
23	at Cleveland	L90-99	19-10	18	Detroit	W106-101 (2OT)	45-25
26	at New Orleans	L79-88	19-11	20	Minnesota	W107-88	46-25
27	Utah	W120-115 (2OT)	20-11	22	at San Antonio	W87-85	47-25
29	Washington	L87-89	20-12	24	at Utah	L86-99	47-26
31	Milwaukee	W85-81	21-12	28	L.A. Clippers	W110-93	48-26
Jan. 2	at Toronto	L73-94	21-13	Apr. 1	at Phoenix	L109-114	48-27
3	at Atlanta	L100-103	21-14	3	at L.A. Lakers	L81-93	48-28
6	at Philadelphia	L96-104	21-15	5	Portland	W102-88	49-28
7	at Boston	W89-85	22-15	7	Orlando	W93-83	50-28
9	at Oklahoma City	W98-96	23-15	9	at Sacramento	W115-98	51-28
10	New York	W96-76	24-15	10	at Golden State	W113-109	52-28
13	L.A. Lakers	L100-105	24-16	13	New Orleans	W86-66	53-28
17	Miami	W93-86	25-16	15	at Dallas	L84-95	53-29



# 2009-10 Houston Rockets

(42-40, 3rd Southwest)

## Final Statistics

Player	Rebounds										PF-D	S	TO	B	TP	Avg.		
	G-S	Min	FGM-A	Pct.	3PM-A	Pct.	FTM-A	Pct.	O-D-Tot	Avg.							A	Avg.
Kevin Martin (TOT)	46-43	1633	289-693	.417	70-210	.333	298-340	.876	29-135-164	3.6	111	2.4	96-0	46	92	6	946	20.6
Kevin Martin (HOU)	24-22	859	154-354	.435	31-100	.310	171-185	.924	9-61-70	2.9	54	2.3	45-0	23	57	2	510	21.3
Aaron Brooks	82-82	2919	575-1331	.432	209-625	.398	245-298	.822	54-161-215	2.6	434	5.3	199-1	69	232	14	1604	19.6
Luis Scola	82-82	2671	560-1090	.514	1-5	200	208-267	.779	175-530-705	8.6	169	2.1	246-2	63	163	26	1329	16.2
Carl Landry	52-1	1415	302-552	.547	0-0	—	235-280	.839	122-164-286	5.5	40	0.8	146-1	28	86	46	839	16.1
Trevor Ariza	72-71	2629	394-999	.394	136-407	.334	148-228	.649	78-325-403	5.6	276	3.8	162-0	126	161	40	1072	14.9
Kyle Lowry	68-0	1651	184-464	.397	37-136	.272	215-260	.827	91-156-247	3.6	305	4.5	173-0	60	116	9	620	9.1
Chase Budinger	74-4	1488	249-565	.441	92-249	.369	67-87	.770	38-182-220	3.0	88	1.2	85-0	34	48	11	657	8.9
Shane Battier	67-62	2168	178-447	.398	101-279	.362	77-106	.726	74-238-312	4.7	164	2.4	139-0	53	64	76	534	8.0
David Andersen	63-0	891	147-340	.432	27-78	.346	46-67	.687	54-154-208	3.3	44	0.7	119-0	15	37	12	367	5.8
Jared Jeffries (TOT)	70-37	1794	138-314	.439	21-71	.296	75-120	.625	130-158-288	4.1	101	1.4	203-2	62	76	71	372	5.3
Jared Jeffries (HOU)	18-0	332	36-84	.429	1-9	.111	15-27	.556	31-34-65	3.6	18	1.0	46-0	9	14	13	88	4.9
Jordan Hill (TOT)	47-0	624	99-201	.493	0-2	.000	46-68	.676	76-99-175	3.7	20	0.4	92-0	14	30	21	244	5.2
Jordan Hill (HOU)	23-0	372	58-109	.532	0-0	—	31-47	.660	44-70-114	5.0	13	0.6	55-0	4	18	12	147	6.4
Garrett Temple	9-0	118	13-29	.448	3-12	.250	16-24	.667	2-12-14	1.6	7	0.8	16-0	4	14	4	45	5.0
Chuck Hayes	82-82	1773	161-329	.489	0-0	—	36-66	.545	151-314-465	5.7	139	1.7	219-3	73	74	43	358	4.4
Jermaine Taylor	31-4	303	45-119	.378	5-22	.227	33-46	.717	21-25-46	1.5	16	0.5	15-0	10	19	3	128	4.1
Tracy McGrady	6-0	46	7-19	.368	1-2	.500	4-6	.667	0-5-5	0.8	6	1.0	2-0	0	1	2	19	3.2
Mike Harris (TOT)	13-0	96	11-30	.367	0-1	.000	7-11	.636	10-14-24	1.8	3	0.2	14-0	5	9	1	29	2.2
Mike Harris (HOU)	8-0	82	10-27	.370	0-1	.000	5-9	.556	9-11-20	2.5	3	0.4	10-0	4	9	1	25	3.1
Hilton Armstrong (TOT)	33-0	335	28-79	.354	0-1	.000	15-32	.469	27-54-81	2.5	21	0.6	59-1	15	22	12	71	2.2
Hilton Armstrong (HOU)	9-0	40	5-17	.294	0-1	.000	0-2	.000	5-1-6	0.7	3	0.3	10-0	5	5	0	10	1.1
Joe Dorsey	7-0	54	5-11	.455	0-0	—	1-2	.500	11-14-25	3.6	2	0.3	12-0	2	4	1	11	1.6
Brian Cook	15-0	44	7-23	.304	2-9	.222	5-7	.714	1-8-9	0.6	1	0.1	5-0	0	6	2	21	1.4
Pops Mensah-Bonsu	4-0	13	1-4	.250	0-0	—	3-6	.500	1-3-4	1.0	1	0.3	3-0	1	0	4	0	1.3
Will Conroy	5-0	36	3-10	.300	0-3	.000	0-2	.000	0-3-3	0.6	7	1.4	5-0	0	4	0	6	1.2
ROCKETS	82	19905	3094-6923	.447	646-1638	.351	1561-2022	.772	971-2471-3442	42.0	1790	21.8	1712-7	583	1188	318	8395	102.4
OPPONENTS	82	19905	3236-6810	.475	489-1344	.364	1484-1917	.764	875-2632-3507	42.8	1716	20.9	1840-21	597	1207	532	8425	102.7

Date	Opponent	Score	Record	Date	Opponent	Score	Record
Oct. 27	at Portland	L87-96	0-1	22	at San Antonio	W116-109	24-18
28	at Golden State	W108-107	1-1	23	Chicago	L97-104	24-19
31	Portland	W111-107	2-1	25	Atlanta	L95-102	24-20
Nov. 2	at Utah	W113-96	3-1	27	Denver	L92-97	24-21
4	L.A. Lakers	L102-103 (OT)	3-2	29	Portland	W104-100	25-21
6	Oklahoma City	W105-94	4-2	31	Phoenix	L111-115 (OT)	25-22
10	at Dallas	L103-121	4-3	Feb. 2	Golden State	W119-97	26-22
11	Memphis	W104-79	5-3	5	at Memphis	W101-83	27-22
13	at Sacramento	L100-109	5-4	6	Philadelphia	L95-102	27-23
15	at L.A. Lakers	W101-91	6-4	9	at Miami	L66-99	27-24
17	Phoenix	L105-111	6-5	16	Utah	L95-104	27-25
18	at Minnesota	W97-84	7-5	17	at Milwaukee	W127-99	28-25
20	at Atlanta	L103-105	7-6	20	Indiana	L115-125	28-26
21	Sacramento	W113-106	8-6	21	at New Orleans	L94-102	28-27
25	Dallas	L99-130	8-7	24	Orlando	L92-110	28-28
27	San Antonio	L84-92	8-8	26	San Antonio	W109-104	29-28
29	at Oklahoma City	W100-91	9-8	27	at Utah	L110-133	29-29
Dec. 2	at L.A. Clippers	W102-85	10-8	Mar. 1	Toronto	W116-92	30-29
3	at Golden State	W111-109	11-8	3	Sacramento	L81-84	30-30
5	at Portland	L89-90	11-9	6	at Minnesota	W112-98	31-30
9	Cleveland	W95-85	12-9	7	at Detroit	L107-110 (OT)	31-31
11	at Philadelphia	W96-91	13-9	9	at Washington	W96-88	32-31
13	at Toronto	L88-101	13-10	13	New Jersey	W116-108	33-31
15	Detroit	W107-96	14-10	15	Denver	W125-123	34-31
16	at Denver	L101-111	14-11	17	Memphis	W107-94	35-31
18	at Dallas	W116-108 (OT)	15-11	19	Boston	L87-94	35-32
19	Oklahoma City	W95-90	16-11	21	at New York	W116-112	36-32
22	L.A. Clippers	W108-99	17-11	22	at Chicago	L88-98	36-33
23	at Orlando	L87-102	17-12	24	at Oklahoma City	L104-122	36-34
26	at New Jersey	W98-93	18-12	25	L.A. Clippers	L93-99	36-35
27	at Cleveland	L83-108	18-13	27	L.A. Lakers	L101-109	36-36
29	New Orleans	W108-100	19-13	30	Washington	W98-94	37-36
31	Dallas	W97-94	20-13	31	at San Antonio	L102-119	37-37
Jan. 2	at New Orleans	L95-99	20-14	Apr. 2	at Boston	W119-114 (OT)	38-37
5	at L.A. Lakers	L79-88	20-15	4	at Indiana	L102-133	38-38
6	at Phoenix	L110-118	20-16	6	at Memphis	W113-103	39-38
9	New York	W105-96	21-16	7	Utah	W113-96	40-38
12	at Charlotte	L94-102	21-17	9	Charlotte	W97-90	41-38
13	Minnesota	W120-114 (3OT)	22-17	11	at Phoenix	L106-116	41-39
15	Miami	L106-115	22-18	12	at Sacramento	W117-107	42-39
18	Milwaukee	W101-98 (OT)	23-18	14	New Orleans	L115-123	42-40

# 2010-11 Houston Rockets

(43-39, 5th Southwest)

## Final Statistics

Player	G-S	Min	FG-A	Pct.	3PM-A	Pct.	FTM-A	Pct.	Rebounds			PF-D	S	TO	B	TP	Avg.	
									O-D-Tot	A	Avg.							
Kevin Martin	80-80	2603	553-1267	.436	176-459	.383	594-669	.888	28-230-258	3.2	198	2.5	155-1	80	184	15	1876	23.5
Luis Scola	74-74	2412	569-1129	.504	0-3	.000	214-290	.738	147-459-606	8.2	185	2.5	227-4	48	147	44	1352	18.3
Kyle Lowry	75-71	2563	345-809	.426	129-343	.376	192-251	.765	89-220-309	4.1	50.6	6.7	207-0	102	158	23	1011	13.5
Aaron Brooks	34-7	811	134-387	.346	48-169	.284	78-83	.940	11-40-51	1.5	129	3.8	69-3	21	55	2	394	11.6
Yao Ming	5-5	91	18-37	.486	0-0	—	15-16	.938	7-20-27	5.4	4	0.8	13-1	0	7	8	51	10.2
Chase Budinger	78-22	1738	279-656	.425	89-274	.325	118-138	.855	52-229-281	3.6	127	1.6	114-0	41	67	18	765	9.8
Shane Battier	59-59	1818	186-408	.456	88-225	.391	49-76	.645	58-223-281	4.8	153	2.6	127-1	53	63	71	509	8.6
Courtney Lee	81-1	1723	253-576	.439	71-174	.408	95-120	.792	51-158-209	2.6	100	1.2	102-0	58	68	18	672	8.3
Chuck Hayes	74-63	2079	244-463	.527	0-2	.000	94-142	.662	219-380-599	8.1	202	2.7	200-0	79	86	49	582	7.9
Goran Dragic (TOT)	70-5	1234	192-441	.435	56-155	.361	83-133	.624	36-106-142	2.0	204	2.9	125-0	50	117	10	523	7.5
Goran Dragic (HOU)	22-3	378	59-125	.472	28-54	.519	24-36	.667	12-44-56	2.5	55	2.5	35-0	14	21	4	170	7.7
Brad Miller	60-5	1015	132-296	.446	40-107	.374	78-94	.830	44-178-222	3.7	145	2.4	98-0	28	54	21	382	6.4
Patrick Patterson	52-6	868	149-267	.558	0-2	.000	30-42	.714	86-114-200	3.8	41	0.8	77-0	17	31	37	328	6.3
Jordan Hill	72-11	1125	173-352	.491	0-2	.000	60-85	.706	128-178-306	4.3	29	0.4	157-1	14	62	52	406	5.6
Terrence Williams (TOT)	21-0	290	43-115	.374	6-22	.273	14-21	.667	4-47-51	2.4	38	1.8	25-0	9	33	0	106	5.0
Terrence Williams (HOU)	11-0	84	14-42	.333	2-10	.200	9-11	.818	1-14-15	1.4	7	0.6	4-0	4	8	0	39	3.5
Jermaine Taylor	8-0	77	16-32	.500	2-5	.400	5-6	.833	1-9-9	1.1	2	0.3	4-0	2	6	2	39	4.9
Ishmael Smith	28-3	329	32-83	.386	3-8	.375	7-10	.700	6-36-42	1.5	64	2.3	26-0	13	26	2	74	2.6
Mike Harris	4-0	16	3-6	.500	0-0	—	2-4	.500	2-3-5	1.3	1	0.3	2-0	0	1	1	8	2.0
Jared Jeffries	18-0	138	11-36	.306	1-6	.167	4-10	.400	20-15-35	1.9	11	0.6	21-0	7	4	3	27	1.5
Hasheem Thabeet (TOT)	47-0	373	17-40	.425	0-0	—	19-35	.543	24-51-75	4.6	4	0.1	76-0	9	17	16	53	1.1
Hasheem Thabeet (HOU)	2-0	4	0-1	.000	0-0	—	0-0	—	0-0-0	0.0	0	0.0	3-0	0	0	0	0	0.0
Marcus Cousin (TOT)	4-0	18	2-3	.667	0-0	—	0-0	—	0-3-3	0.8	0	0.0	1-0	0	1	4	1.0	
DeMarre Carroll (TOT)	12-0	50	4-12	.333	0-0	—	2-2	1.000	2-6-8	0.7	4	0.3	5-0	1	0	1	10	0.8
DeMarre Carroll (HOU)	5-0	11	0-3	.000	0-0	—	0-0	—	0-0-0	0.0	2	0.4	0-0	0	0	0	0	0.0
ROCKETS	82	19880	3170-6975	.454	677-1843	.367	1668-2083	.801	962-2549-3511	42.8	1955	23.8	1641-11	581	1110	371	8685	105.9
OPPONENTS	82	19880	3266-6979	.468	448-1250	.358	1526-1954	.781	955-2552-3507	42.8	1707	20.8	1754-8	588	1125	449	8506	103.7

Date	Opponent	Score	Record	Date	Opponent	Score	Record
Oct. 26	at L.A. Lakers	L110-112	0-1	17	Milwaukee	W93-84	19-23
27	at Golden State	L128-132	0-2	19	New York	W104-89	20-23
30	Denver	L94-107	0-3	21	at Memphis	L110-115	20-24
Nov. 3	New Orleans	L99-107	0-4	22	Orlando	L104-118	20-25
6	at San Antonio	L121-124 (OT)	0-5	24	at Minnesota	W129-125	21-25
7	Minnesota	W120-94	1-5	26	L.A. Clippers	W96-83	22-25
10	at Washington	L91-98	1-6	27	at Dallas	L106-111	22-26
12	at Indiana	W102-99	2-6	29	at San Antonio	L95-108	22-27
14	at New York	W104-96	3-6	Feb. 1	at L.A. Lakers	L106-114 (OT)	22-28
16	Chicago	L92-95	3-7	2	at Utah	W97-96	23-28
17	at Oklahoma City	L99-116	3-8	5	Memphis	W95-93 (OT)	24-28
19	at Toronto	L96-106	3-9	7	at Denver	W108-103	25-28
22	Phoenix	L116-123	3-10	8	Minnesota	L108-112	25-29
24	Golden State	W111-101	4-10	12	Dallas	L102-106	25-30
26	at Charlotte	L89-99	4-11	14	Denver	W121-102	26-30
28	Oklahoma City	W99-98	5-11	16	Philadelphia	L105-114	26-31
29	at Dallas	L91-101	5-12	22	at Detroit	W108-100	27-31
Dec. 1	L.A. Lakers	W109-99	6-12	23	at Cleveland	W124-119	28-31
3	at Memphis	W127-111	7-12	26	New Jersey	W123-108	29-31
4	at Chicago	L116-119 (OT)	7-13	27	at New Orleans	W91-89	30-31
7	Detroit	W97-83	8-13	Mar. 1	at Portland	W103-87	31-31
10	at Milwaukee	L91-97	8-14	2	at L.A. Clippers	L103-106	31-32
11	Cleveland	W110-95	9-14	5	Indiana	W112-95	32-32
14	Sacramento	W118-105	10-14	7	at Sacramento	W123-101	33-32
15	at Oklahoma City	L105-117	10-15	8	at Phoenix	L110-113	33-33
17	Memphis	W103-87	11-15	12	San Antonio	L107-115	33-34
19	at Sacramento	W102-93	12-15	14	Phoenix	W95-93	34-34
20	at Golden State	W121-112	13-15	16	Charlotte	W94-78	35-34
22	at L.A. Clippers	W97-92	14-15	18	Boston	W93-77	36-34
27	Washington	W100-93	15-15	20	Utah	W110-108	37-34
29	Miami	L119-125	15-16	23	Golden State	W131-112	38-34
31	Toronto	W114-105	16-16	27	at Miami	L119-125	38-35
Jan. 2	at Portland	L85-100	16-17	29	at New Jersey	W112-87	39-35
3	at Denver	L106-113	16-18	30	at Philadelphia	L97-108	39-36
5	Portland	L100-103	16-19	Apr. 1	San Antonio	W119-114 (OT)	40-36
7	at Orlando	L95-110	16-20	3	Atlanta	W114-109	41-36
8	Utah	L99-103 (OT)	16-21	5	Sacramento	L101-104	41-37
10	at Boston	W108-102	17-21	6	at New Orleans	L93-101	41-38
12	Oklahoma City	L112-118	17-22	9	L.A. Clippers	W99-78	42-38
14	New Orleans	L105-110 (OT)	17-23	11	Dallas	L91-98 (OT)	42-39
15	at Atlanta	W112-106	18-23	13	at Minnesota	W121-102	43-39

History

# 2011-12 Houston Rockets

(34-32, 4th Southwest)

## Final Statistics

Player	G-S	Min	FG-M	Pct.	3PM-A	Pct.	FTM-A	Pct.	Rebounds		PF-D	S	TO	B	TP	Avg.		
									O-D-Tot	Avg.								
Kevin Martin	40-40	1264	222-537	.413	78-225	.347	160-179	.894	13-93-106	2.7	110	2.8	70-0	28	70	3	682	17.1
Luis Scola	66-66	2067	436-888	.491	0-3	.000	153-198	.773	122-306-428	6.5	140	2.1	214-1	35	153	24	1025	15.5
Kyle Lowry	47-38	1510	210-513	.409	79-211	.374	171-198	.864	37-176-213	4.5	310	6.6	133-0	73	130	14	670	14.3
Goran Dragic	66-28	1752	277-600	.462	68-202	.337	153-190	.805	53-115-168	2.5	351	5.3	166-1	85	157	10	775	11.7
Courtney Lee	58-26	1757	251-580	.433	87-217	.401	71-86	.826	26-133-159	2.7	88	1.5	106-1	68	64	22	660	11.4
Chase Budinger	58-9	1298	208-471	.442	88-219	.402	54-70	.771	38-179-217	3.7	74	1.3	65-0	29	55	7	558	9.6
Chandler Parsons	63-57	1804	248-549	.452	60-178	.337	43-78	.551	90-210-300	4.8	134	2.1	142-1	73	81	29	599	9.5
Patrick Patterson	64-1	1483	225-511	.440	0-3	.000	40-57	.702	112-174-286	4.5	53	0.8	113-0	27	49	36	490	7.7
Samuel Dalembert	65-45	1446	200-395	.506	0-1	.000	90-113	.796	158-298-456	7.0	33	0.5	162-2	37	82	111	490	7.5
Jordan Hill	32-7	469	68-135	.504	0-3	.000	25-39	.641	47-108-155	4.8	14	0.4	60-0	9	24	21	161	5.0
Earl Boykins	8-0	111	12-36	.333	2-9	.222	13-15	.867	0-11-11	1.4	17	2.1	5-0	1	7	0	39	4.9
Marcus Camby (TOT)	59-53	1352	128-287	.446	2-5	.400	29-64	.453	157-373-530	9.0	107	1.8	126-0	50	57	85	287	4.9
Marcus Camby (HOU)	19-13	458	61-126	.484	2-5	.400	11-26	.423	52-124-176	9.3	32	1.7	38-0	17	10	29	135	7.1
Terrence Williams	12-0	181	20-57	.351	8-19	.421	6-12	.500	2-26-28	2.3	10	0.8	16-0	4	10	1	54	4.5
Courtney Fortson (TOT)	10-0	95	11-32	.344	3-13	.231	10-15	.667	6-9-15	1.5	10	1.0	5-0	3	10	0	35	3.5
Courtney Fortson (HOU)	6-0	49	6-20	.300	2-9	.222	4-6	.667	2-5-7	1.2	5	0.8	2-0	3	5	0	18	3.0
Jonny Flynn	11-0	135	12-41	.293	2-9	.222	11-14	.786	1-7-8	0.7	28	2.5	8-0	3	9	1	37	3.4
Jeff Adrien	8-0	63	7-16	.438	0-0	—	7-12	.583	5-17-22	2.8	1	0.1	13-0	0	2	2	21	2.6
Marcus Morris	17-0	126	16-54	.296	0-17	.118	6-8	.750	0-11-16	0.9	3	0.2	12-0	2	4	2	40	2.4
Greg Smith	8-0	69	7-11	.636	0-0	—	0-0	—	5-15-20	2.5	1	0.1	17-0	2	1	5	14	1.8
Hasheem Thabeet	5-0	23	3-3	1.000	0-0	—	0-0	—	1-6-7	1.4	0	0.0	5-0	0	2	6	12	1.2
Malcolm Thomas (TOT)	3-0	15	0-3	.000	0-0	—	1-2	.500	1-2-3	1.0	1	0.3	0-0	1	0	1	1	0.3
ROCKETS	66	16065	2489-5543	.449	478-1330	.359	1018-1301	.782	769-2014-2783	42.2	1404	21.3	1347-6	496	956	319	6474	98.0
OPPONENTS	66	16065	2474-5427	.456	369-1136	.325	1142-1490	.766	729-2027-2756	41.8	1321	20.0	1215-4	495	972	340	6459	97.9

Date	Opponent	Score	Record	Date	Opponent	Score	Record
Dec. 26	at Orlando	L95-104	0-1	22	Philadelphia	W93-87	20-14
29	San Antonio	W105-85	1-1	28	Toronto	W88-85	21-14
30	at Memphis	L93-113	1-2	29	at Utah	L83-104	21-15
31	Atlanta	W95-84	2-2	Mar. 2	Denver	L105-117	21-16
Jan. 3	at L.A. Lakers	L99-108	2-3	4	L.A. Clippers	L103-105 (OT)	21-17
4	at L.A. Clippers	L89-117	2-4	6	at Boston	L92-97 (OT)	21-18
6	at Oklahoma City	L94-109	2-5	7	at Toronto	L98-116	21-19
7	Oklahoma City	L95-98	2-6	10	at New Jersey	W112-106	22-19
10	at Charlotte	W82-70	3-6	11	at Cleveland	L107-118	22-20
11	at San Antonio	L95-101 (OT)	3-7	13	at Oklahoma City	W104-103	23-20
13	Sacramento	W103-89	4-7	14	Charlotte	W107-87	24-20
14	Portland	W107-105 (OT)	5-7	17	at L.A. Clippers	L91-95	24-21
16	at Washington	W114-106	6-7	18	at Phoenix	L86-99	24-22
17	Detroit	W97-80	7-7	20	L.A. Lakers	W107-104	25-22
19	New Orleans	W90-88 (OT)	8-7	22	Golden State	W109-83	26-22
21	San Antonio	W105-102	9-7	24	Dallas	L99-101 (OT)	26-23
23	at Minnesota	W107-92	10-7	26	Sacramento	W113-106 (OT)	27-23
25	Milwaukee	L99-105	10-8	27	at Dallas	L81-90	27-24
27	Washington	W103-76	11-8	30	Memphis	W98-89	28-24
28	New York	W97-84	12-8	Apr. 1	Indiana	L102-104 (OT)	28-25
30	Minnesota	L108-120	12-9	2	at Chicago	W99-93	29-25
Feb. 1	at San Antonio	L91-99	12-10	6	at L.A. Lakers	W112-107	30-25
3	Phoenix	W99-81	13-10	8	at Sacramento	W104-87	31-25
4	at Minnesota	L91-100	13-11	9	at Portland	W94-89	32-25
6	at Denver	W99-90	14-11	11	Utah	L91-103	32-26
8	at Portland	W103-96	15-11	13	Phoenix	L105-112	32-27
9	at Phoenix	W96-89	16-11	15	at Denver	L86-101	32-28
12	at Golden State	L97-106	16-12	16	Denver	L102-105	32-29
14	at Memphis	L83-93	16-13	18	at Dallas	L110-117	32-30
15	Oklahoma City	W96-95	17-13	19	at New Orleans	L99-105 (OT)	32-31
17	Minnesota	L98-111	17-14	21	Golden State	W99-96	33-31
19	Utah	W101-85	18-14	22	at Miami	L88-97	33-32
20	Memphis	W97-93	19-14	26	New Orleans	W84-77	34-32

# 2012-13 Houston Rockets

(45-37, 3rd Southwest)

## Final Statistics

PLAYER	G-GS	MIN	FIELD GOALS		3-POINT FG		FT-FTA	PCT	OFF	DEF	REBOUNDS			PF-DQ	STL	TO	BLK	PTS	AVG
			FG-FGA	PCT	FG-FGA	PCT					TOT	AST	TOT						
James Harden	78-78	2985	585-1337	.438	179-486	.368	674-792	.851	62	317	379	455	178-0	142	295	38	2023	25.9	
Chandler Parsons	76-76	2758	456-939	.486	152-395	.385	113-155	.729	79	325	404	269	148-0	75	147	32	1177	15.5	
Jeremy Lin	82-82	2640	396-897	.441	87-257	.339	216-275	.785	32	215	247	497	205-2	134	236	29	1095	13.4	
Patrick Patterson	47-38	1219	236-455	.519	35-96	.365	37-49	.755	73	148	221	51	90-0	18	42	27	544	11.6	
Carlos Delfino	67-5	1689	251-620	.405	158-421	.375	48-56	.857	18	202	220	135	114-0	68	72	9	708	10.6	
Omer Asik	82-82	2464	332-614	.541	0-1	.000	168-299	.562	275	681	956	75	223-2	46	173	87	832	10.1	
Marcus Morris	54-17	1154	171-400	.428	74-194	.381	49-75	.653	63	156	219	47	120-1	27	53	16	465	8.6	
Toney Douglas	49-0	913	139-352	.395	61-162	.377	60-68	.882	23	67	90	93	103-0	40	56	2	399	8.1	
Aaron Brooks (HOU)	7-0	38	4-13	.308	2-7	.286	0-0	—	1	1	2	6	5-0	1	4	3	10	1.4	
Greg Smith	70-10	1110	170-274	.620	0-1	.000	81-130	.623	111	210	321	25	175-1	18	41	40	421	6.0	
Donatas Motiejunas	44-14	538	97-213	.455	24-83	.289	32-51	.627	36	57	93	31	73-0	7	37	10	250	5.7	
Patrick Beverley	41-0	713	79-189	.418	36-96	.375	34-41	.829	45	64	109	117	83-0	37	44	21	228	5.6	
Francisco Garcia (HOU)	18-5	319	41-95	.432	27-70	.386	6-7	.857	1	22	23	20	22-0	14	12	7	115	6.4	
Terrence Jones	19-0	276	43-94	.457	5-19	.263	13-17	.765	28	37	65	15	21-0	12	13	19	104	5.5	
Thomas Robinson	19-0	247	35-78	.449	0-1	.000	16-38	.421	30	47	77	10	29-0	16	23	5	86	4.5	
James Anderson	29-2	307	41-101	.406	16-49	.327	17-19	.895	15	43	58	33	18-0	12	18	3	115	4.0	
Daequan Cook	16-1	165	21-59	.356	11-30	.367	2-3	.667	5	13	18	10	13-0	6	6	2	55	3.4	
Cole Aldrich	30-0	213	23-43	.535	0-0	—	4-9	.444	12	45	57	6	41-0	3	14	9	50	1.7	
Scott Machado	6-0	21	3-6	.500	0-1	.000	2-2	1.000	0	1	1	6	0-0	2	8	0	8	1.3	
Tim Ohlbrecht	3-0	12	1-3	.333	0-0	.000	1-1	1.000	0	1	1	1	1-0	1	4	0	3	1.0	
ROCKETS	82	19780	3124-6782	.461	867-2369	.366	1573-2087	.754	909	2652	3561	1902	1662-6	679	1348	359	8688	106.0	
OPPONENTS	82	19780	3184-7007	.454	661-1798	.368	1374-1771	.776	876	2539	3415	1858	1674-7	693	1210	498	8403	102.5	

Date	Opponent	Score	Record	Date	Opponent	Score	Record
Oct. 31	at Detroit	W105-96	1-0	19	at Minnesota	L79-92	21-21
Nov. 2	at Atlanta	W109-102	2-0	21	at Charlotte	W100-94	22-21
3	Portland	L85-95 OT	2-1	23	Denver	L95-105	22-22
7	Denver	L87-93	2-2	25	at New Orleans	W100-82	23-22
9	at Memphis	L85-93	2-3	26	Brooklyn	W119-106	24-22
10	Detroit	W96-82	3-3	28	at Utah	W125-80	25-22
12	Miami	L110-113	3-4	30	at Denver	L110-118	25-23
14	New Orleans	W100-96	4-4	Feb. 2	Charlotte	W109-95	26-23
16	at Portland	L117-119 OT	4-5	5	Golden State	W140-109	27-23
18	at LA Lakers	L108-119	4-6	6	at Miami	L108-114	27-24
19	at Utah	L91-102	4-7	8	Portland	W118-103	28-24
21	Chicago	W93-89	5-7	10	at Sacramento	L111-117	28-25
23	New York	W131-103	6-7	12	at Golden State	W116-107	29-25
27	Toronto	W117-101	7-7	13	at LA Clippers	L96-106	29-26
28	at Oklahoma City	L98-120	7-8	20	Oklahoma City	W122-119	30-26
Dec. 1	Utah	W124-116	8-8	22	at Brooklyn	W106-96	31-26
4	LA Lakers	W107-105	9-8	23	at Washington	L103-105	31-27
7	at San Antonio	L92-114	9-9	27	Milwaukee	L107-110	31-28
8	Dallas	L109-116	9-10	Mar. 1	at Orlando	W118-110	32-28
10	San Antonio	L126-134 OT	9-11	3	Dallas	W136-103	33-28
12	Washington	W99-93	10-11	6	at Dallas	L108-112	33-29
14	Boston	W101-89	11-11	8	at Golden State	W94-88	34-29
16	at Toronto	L96-103	11-12	9	at Phoenix	L105-107	34-30
17	at New York	W109-96	12-12	13	Phoenix	W111-81	35-30
19	Philadelphia	W125-103	13-12	15	Minnesota	W108-100	36-30
22	Memphis	W121-96	14-12	17	Golden State	L78-108	36-31
25	at Chicago	W120-97	15-12	20	Utah	W100-93	37-31
26	at Minnesota	W87-84	16-12	22	Cleveland	W116-78	38-31
28	at San Antonio	L116-122	16-13	24	San Antonio	W96-95	39-31
29	Oklahoma City	L94-124	16-14	27	Indiana	L91-100	39-32
31	Atlanta	W123-104	17-14	29	at Memphis	L94-103	39-33
Jan. 2	New Orleans	W104-92	18-14	30	LA Clippers	W98-81	40-33
4	at Milwaukee	W115-101	19-14	Apr. 1	Orlando	W111-103	41-33
5	at Cleveland	W112-104	20-14	3	at Sacramento	W112-102	42-33
8	LA Lakers	W125-112	21-14	5	at Portland	W116-98	43-33
9	at New Orleans	L79-88	21-15	6	at Denver	L114-132	43-34
11	at Boston	L91-103	21-16	9	Phoenix	W101-98	44-34
12	at Philadelphia	L100-107	21-17	12	Memphis	L78-82	44-35
15	LA Clippers	L109-117	21-18	14	Sacramento	W121-100	45-35
16	at Dallas	L100-105	21-19	15	at Phoenix	L112-119	45-36
18	at Indiana	L95-105	21-20	17	at LA Lakers	L95-99 OT	45-37

History

# 2013-14 Houston Rockets

(54-28, 2nd Southwest)

## Final Statistics

PLAYER	G-GS		FIELD GOALS		3-POINT FG		Rebounds			AST	PF-DQ	STL	TO	BLK	PTS	AVG		
	MIN	FG-FGA	PCT	FG-FGA	PCT	FT-FTA	PCT	OFF	DEF								TOT	
Harden	73-73	2777	549-1205	0.456	177-483	0.366	576-665	0.866	61	283	344	446	177-0	115	265	29	1851	25.4
Howard	71-71	2396	473-800	0.591	2-7	0.286	349-638	0.547	231	635	866	131	240-0	60	229	128	1297	18.3
Parsons	74-74	2783	466-987	0.472	130-351	0.370	164-221	0.742	69	340	409	298	168-1	88	144	29	1226	16.6
Lin	71-33	2054	295-662	0.446	82-229	0.358	218-265	0.823	34	153	187	294	166-0	68	176	27	890	12.5
Jones	76-71	2078	386-712	0.542	31-101	0.307	118-195	0.605	162	366	528	87	139-0	53	71	99	921	12.1
Beverley	56-55	1751	199-481	0.414	92-255	0.361	83-102	0.814	72	124	196	151	174-4	77	66	23	573	10.2
Daniels	5-1	75	15-31	0.484	12-25	0.480	0-0	---	0	4	4	5	6-0	0	3	0	42	8.4
Brooks	43-0	716	104-263	0.395	54-132	0.409	37-44	0.841	23	39	62	83	76-0	25	51	6	299	7.0
Casspi	71-2	1283	173-410	0.422	61-176	0.347	83-122	0.680	55	205	260	88	100-0	44	72	14	490	6.9
Hamilton (TOT)	60-12	1020	147-376	0.391	70-198	0.354	40-51	0.784	32	162	194	52	67-0	44	46	20	404	6.7
Hamilton (HOU)	21-1	349	48-122	0.393	25-69	0.362	17-20	0.850	9	52	61	18	36-0	13	19	7	138	6.6
Asik	48-19	968	101-190	0.532	0-0	---	78-126	0.619	101	277	378	25	92-1	14	59	37	280	5.8
Garcia	55-4	1083	118-294	0.401	69-193	0.358	10-19	0.526	21	101	122	63	120-1	27	30	33	315	5.7
Motiejunas	62-3	952	131-296	0.443	21-84	0.250	58-96	0.604	60	165	225	34	132-4	20	49	21	341	5.5
Canaan	22-0	252	31-87	0.356	18-55	0.327	21-29	0.724	7	17	24	22	25-0	8	21	4	101	4.6
Powell	1-0	19	2-6	0.333	0-0	---	0-0	---	0	5	5	0	1-0	0	1	1	4	4.0
Smith	11-0	100	18-28	0.643	0-0	---	2-5	0.400	11	16	27	0	17-1	1	5	2	38	3.5
Covington	7-0	34	6-14	0.429	4-11	0.364	0-0	---	2	3	5	0	3-0	2	1	0	16	2.3
Brewer	23-3	158	3-15	0.200	1-8	0.125	0-2	0.000	2	12	14	10	4-0	6	2	1	7	0.3
Pittman (TOT)	2-0	3	0-1	0.000	0-0	---	0-2	0	3	0	3	0	0-0	0	0	0	0	0.0
ROCKETS	82	19830	3118-6603	0.472	779-2179	0.358	1814-2549	0.712	920	2797	3717	1755	1676-12	621	1323	461	8829	107.7
OPPONENTS	82	19830	3197-7218	0.443	666-1889	0.353	1395-1844	0.757	977	2439	3416	1821	1993-16	704	1149	460	8455	103.1

Date	Opponent	Score	Record	18	MILWAUKEE	W114-104	27-15
Oct 30	CHARLOTTE	W 96- 83	1-0	Date	Opponent	Score	Record
Nov 1	DALLAS	W113-105	2-0	Jan 20	PORTLAND	W126-113	28-15
2	at Utah	W104- 93	3-0	22	SACRAMENTO	W119- 98	29-15
4	at L.A. Clipper	L118-137	3-1	24	MEMPHIS	L 87- 88	29-16
5	at Portland	W116-101	4-1	25	at Memphis	L 81- 99	29-17
7	L.A. LAKERS	L 98- 99	4-2	28	SAN ANTONIO	W 97- 90	30-17
9	L.A. CLIPPERS	L 94-107	4-3	29	at Dallas	W117-115	31-17
11	TORONTO	W110-104(2OT)	5-3	Feb 1	CLEVELAND	W106- 92	32-17
13	at Philadelphia	L117-123(OT)	5-4	5	PHOENIX	W122-108	33-17
14	New York	W109-106	6-4	8	at Milwaukee	W101- 95	34-17
16	DENVER	W122-111	7-4	10	at Minnesota	W107- 89	35-17
19	BOSTON	W109- 85	8-4	12	WASHINGTON	W113-112	36-17
20	at Dallas	L120-123	8-5	19	at L.A. Lakers	W134-108	37-17
23	MINNESOTA	W112-101	9-5	20	at Golden State	L 99-102(OT)	37-18
25	at Memphis	W 93- 86	10-5	23	at Phoenix	W115-112	38-18
27	ATLANTA	W113- 84	11-5	25	at Sacramento	W129-103	39-18
29	BROOKLYN	W114- 95	12-5	26	at L.A. Clippers	L 93-101	39-19
30	at San Antonio	W112-106	13-5	Mar 1	DETROIT	W118-110	40-19
Dec 2	at Utah	L103-109	13-6	4	MIAMI	W106-103	41-19
4	PHOENIX	L 88- 97	13-7	5	at Orlando	W101- 89	42-19
6	GOLDEN STATE	W105- 83	14-7	7	INDIANA	W112- 86	43-19
8	ORLANDO	W 98- 88	15-7	9	PORTLAND	W118-113(OT)	44-19
12	at Portland	L104-111	15-8	11	at Oklahoma City	L 98-106	44-20
13	at Golden State	W116-112	16-8	13	at Chicago	L 87-111	44-21
15	at Sacramento	L 91-106	16-9	16	at Miami	L104-113	44-22
18	CHICAGO	W109- 94	17-9	17	UTAH	W124- 86	45-22
20	at Indiana	L 81-114	17-10	20	MINNESOTA	W129-106	46-22
21	at Detroit	W114- 97	18-10	22	at Cleveland	W118-111	47-22
23	DALLAS	L104-111	18-11	24	at Charlotte	W100- 89	48-22
25	at San Antonio	W111- 98	19-11	27	PHILADELPHIA	W120- 98	49-22
26	MEMPHIS	W100- 92	20-11	29	L.A. CLIPPERS	L107-118	49-23
28	NEW ORLEANS	W107- 98	21-11	Apr 1	at Brooklyn	L 96-105	49-24
29	at Oklahoma City	L 86-117	21-12	2	at Toronto	L103-107	49-25
31	SACRAMENTO	L106-110	21-13	4	OKLAHOMA CITY	W111-107	50-25
Jan 3	NEW YORK	W102-100	24-13	6	DENVER	W130-125(OT)	51-25
8	L.A. LAKERS	W113- 99	23-13	8	at L.A. Lakers	W145-130	52-25
10	at Atlanta	L 80- 83	23-14	9	at Denver	L116-123	52-26
11	at Washington	W114-107	24-14	11	at Minnesota	L110-112	52-27
13	at Boston	W104- 92	25-14	12	NEW ORLEANS	W111-104	53-27
15	at New Orleans	W103-100	26-14	14	SAN ANTONIO	W104- 98	54-27
16	OKLAHOMA CITY	L 92-104	26-15	16	at New Orleans	L100-105	54-28

# 2014-15 Houston Rockets

(56-26, 1st Southwest)

## Final Statistics

PLAYER	G-GS	MIN	FIELD GOALS		3-POINT FG		FT-FTA	PCT	REBOUNDS				PF-DQ	STL	TO	BLK	PTS	AVG
			FG-FGA	PCT	FG-FGA	PCT			OFF	DEF	TOT	AST						
Harden	81-81	2981	647-1470	440	208-555	375	715-824	868	75	384	459	565	208-2	154	321	60	2217	27.4
Howard	41-41	1223	251-423	593	1-2	500	143-271	528	110	321	431	50	137-1	28	115	53	646	15.8
Ariza	82-82	2930	366-910	402	194-555	350	122-143	853	77	382	459	209	186-0	152	141	17	1048	12.8
Smith (TOT)	83-35	2301	414-987	419	72-228	316	127-255	498	152	378	530	277	228-2	87	206	116	1027	12.4
Smith (HOU)	55-7	1404	261-596	438	63-191	330	75-144	521	100	228	328	145	146-1	50	136	68	660	12.0
Motiejunas	71-62	2037	353-700	504	49-133	368	100-166	602	137	284	421	130	203-1	56	123	34	855	12.0
Jones	33-24	889	158-299	528	13-37	351	57-94	606	78	142	220	36	78-0	18	37	59	386	11.7
Brewer (TOT)	80-17	2087	343-805	426	63-235	268	168-226	743	80	217	297	173	173-1	114	131	19	917	11.5
Brewer (HOU)	56-1	1407	249-580	429	55-194	284	113-148	764	48	155	203	95	111-1	60	81	15	666	11.9
Beverley	56-55	1727	204-532	383	115-323	356	45-60	750	67	170	237	192	182-3	59	83	23	568	10.1
McDaniels (TOT)	62-15	1352	172-434	396	43-150	287	100-133	752	65	135	200	72	126-0	44	105	70	487	7.9
McDaniels (HOU)	10-0	33	5-15	333	0-3	000	1-2	500	1	4	5	2	5-0	0	1	2	11	1.1
Terry	77-18	1641	188-446	422	126-323	390	39-48	813	15	106	121	147	116-0	66	74	19	541	7.0
Canaan	25-9	369	53-131	405	32-84	381	16-21	762	11	22	33	29	28-0	14	23	0	154	6.2
Papanikolaou	43-1	795	69-197	350	31-106	292	13-18	722	39	79	118	85	71-0	29	55	13	182	4.2
Black	25-12	393	45-83	342	0-1	000	15-29	517	58	69	127	8	56-0	6	19	2	105	4.2
Prigioni (TOT)	67-3	1197	91-228	399	57-166	343	35-41	854	30	89	119	171	88-0	79	62	1	274	4.1
Prigioni (HOU)	24-0	402	23-67	343	14-51	275	13-15	867	12	27	39	67	35-0	27	15	0	73	3.0
Shved	9-0	59	8-24	333	4-12	333	9-11	818	1	3	4	3	2-0	1	5	0	29	3.2
Garcia	14-0	200	17-63	270	10-45	222	1-4	250	3	14	17	15	20-0	9	10	5	45	3.2
Daniels	17-0	108	15-47	319	13-43	302	3-4	750	0	6	6	4	14-0	0	5	0	46	2.7
Dorsey	69-17	854	80-145	552	0-1	000	24-83	289	103	176	279	25	157-1	40	41	25	184	2.7
Capela	12-0	90	14-29	483	0-0	--	4-23	174	10	26	36	2	14-0	1	5	9	32	2.7
Johnson	28-0	262	26-75	347	5-21	348	17-25	680	13	26	39	11	34-0	7	19	3	74	2.6
ROCKETS	82-1	19805	3032-6832	444	933-2680	238	1525-2133	715	958	2624	3582	1820	1803-10	777	1366	407	8522	103.9
OPPONENTS	82-1	19805	3092-6983	443	605-1881	322	1451-1932	751	973	2621	3594	1752	1730-10	726	1342	437	8240	100.5

Date	Opponent	Score	Record	Date	Opponent	Score	Record
Oct. 28	at L.A. Lakers	W108-90	1-0	19	INDIANA	W110-98	29-13
29	at Utah	W104-93	2-0	21	at Golden State	L113-126	29-14
Nov. 1	BOSTON	W104-90	3-0	23	at Phoenix	W113-111	30-14
3	at Philadelphia	W104-93	4-0	25	at L.A. Lakers	W99-87	31-14
4	at Miami	W108-91	5-0	28	DALLAS	W99-94	32-14
6	SAN ANTONIO	W98-81	6-0	30	at Boston	W93-87	33-14
8	GOLDEN STATE	L 87-98	6-1	31	at Detroit	L101-114	33-15
12	at Minnesota	W113-101	7-1	Feb. 4	CHICAGO	W101-90	34-15
14	PHILADELPHIA	W88-87	8-1	6	MILWAUKEE	W117-111	35-15
16	at Oklahoma City	W69-65	9-1	8	PORTLAND	L98-109	35-16
17	at Memphis	L 93-119	9-2	10	at Phoenix	W127-118	36-16
19	L.A. LAKERS	L 92-98	9-3	11	at L.A. Clippers	L95-110	36-17
22	DALLAS	W95-92	10-3	20	at Dallas	L100-111	36-18
24	NEW YORK	W91-86	11-3	21	TORONTO	W98-76	37-18
26	SACRAMENTO	W102-89	12-3	23	MINNESOTA	W113-102-89	38-18
28	L.A. CLIPPERS	L85-102	12-4	25	L.A. CLIPPERS	W110-105	39-18
29	at Milwaukee	W117-103	13-4	27	BROOKLYN	W102-98	40-18
Dec. 3	MEMPHIS	W105-96	14-4	Mar. 1	CLEVELAND	W105-103 OT	41-18
5	at Minnesota	W114-112 OT	15-4	3	at Atlanta	L96-104	41-19
6	PHOENIX	W100-95	16-4	4	MEMPHIS	L100-102	41-20
10	at Golden State	L93-105	16-5	6	DETROIT	W103-93	42-20
11	at Sacramento	W113-101 9OT	17-5	7	at Denver	W114-100	43-20
13	DENVER	W108-96	18-5	11	at Portland	L100-105	43-21
17	at Denver	W115-111 OT	19-5	12	at Utah	L91-109	43-22
18	NEW ORLEANS	L90-99	19-6	15	at L.A. Clippers	W100-98	44-22
20	ATLANTA	L97-104	19-7	17	ORLANDO	W107-94	45-22
22	PORTLAND	W110-95	20-7	19	DENVER	W118-108	46-22
26	at Memphis	W117-111 OT	21-7	21	PHOENIX	L102-117	46-23
28	at San Antonio	L106-110	21-8	23	at Indiana	W110-100	47-23
29	WASHINGTON	L103-104	21-9	25	at New Orleans	W95-93	48-23
31	CHARLOTTE	W102-83	22-9	27	MINNESOTA	W120-110	49-23
Jan. 2	at New Orleans	L83-111	22-10	29	at Washington	W99-91	50-23
3	MIAMI	W115-79	23-10	30	at Toronto	L96-99	50-24
5	at Chicago	L105-114	23-11	Apr. 1	SACRAMENTO	W115-111	51-24
7	at Cleveland	W105-93	24-11	2	at Dallas	W108-101	52-24
8	at New York	W120-96	25-11	5	at Oklahoma City	W115-112	53-24
10	UTAH	W97-82	26-11	8	at San Antonio	L98-110	53-25
12	at Brooklyn	W113-99	27-11	10	SAN ANTONIO	L103-104	53-26
14	at Orlando	L113-120	27-12	12	NEW ORLEANS	W121-114	54-26
15	OKLAHOMA CITY	W112-101	28-12	13	at Charlotte	W100-90	55-26
17	GOLDEN STATE	L106-131	28-13	15	UTAH	W117-91	56-26



# 2015-16 Houston Rockets

(41-41, 4th Southwest)

## Final Statistics

PLAYER	FIELD GOALS				3-POINT FG				Rebounds			AST	PF-DQ	STL	TO	BLK	PTS	AVG
	G-GS	MIN	FG-FGA	PCT	FG-FGA	PCT	FT-FTA	PCT	OFF	DEF	TOT							
Harden	82-82	3125	710-1617	439	236-657	359	720-837	860	63	438	501	612	229-1	139	374	51	2376	29.0
Howard	71-71	2280	372-600	620	0-6	0.000	232-474	489	238	597	835	98	219-5	69	166	113	976	13.7
Beasley	20-20	363	107-205	522	3-9	333	38-49	776	29	69	98	16	39-0	11	24	9	255	12.8
Ariza	81-81	2859	357-859	416	185-499	371	126-161	783	67	299	366	188	177-0	160	113	26	1025	12.7
Thornton	47-6	885	174-435	400	73-216	338	51-58	879	31	84	115	66	73-0	34	40	3	472	10.0
Beverley	71-63	2041	258-594	434	124-310	400	60-88	682	73	177	250	239	234-1	94	91	26	700	9.9
Jones	50-11	1044	166-367	452	25-79	316	77-116	664	62	149	211	41	86-0	23	49	39	434	8.7
Brewer	82-12	1669	212-552	384	61-224	272	105-140	750	42	157	199	109	168-1	84	78	19	590	7.2
Capela	77-35	1471	231-397	582	0-1	0.000	80-211	379	194	300	494	47	190-3	59	60	92	542	7.0
Moliejunas	37-22	547	90-205	439	16-57	281	34-53	642	37	72	109	41	69-0	17	44	5	230	6.0
Smith (TOT)	55-7	880	127-349	364	41-143	287	37-67	552	51	141	192	90	118-1	34	77	47	332	6.0
Smith (HOU)	23-6	421	58-169	343	23-85	271	12-25	480	18	49	67	48	56-1	16	36	13	151	6.6
Terry	72-7	1258	151-376	402	93-261	356	27-33	818	14	65	79	103	91-0	47	49	9	422	5.9
Lawson	53-12	1176	111-287	387	31-94	330	56-80	700	20	69	89	180	71-0	43	82	6	309	5.8
Harrell	39-1	379	58-90	644	0-1	0.000	24-46	522	25	40	65	17	48-0	11	17	11	140	3.6
Goudelock	8-0	50	9-20	450	1-9	111	3-4	750	1	1	2	4	4-0	6	7	2	22	2.8
McDaniels	37-1	235	29-72	403	7-25	280	24-30	800	16	26	42	10	30-0	7	17	6	89	2.4
Hayes	2-0	24	1-2	500	0-0	---	2-2	1000	0	8	8	2	6-0	0	3	0	4	2.0
Dekker	3-0	6	0-0	---	0-0	---	0-0	---	0	1	1	0	0-0	1	0	0	0	0.0
ROCKETS	82	19830	3094-6847	452	878-2533	347	1671-2407	694	930	2601	3531	1821	1790-12	821	1307	430	8737	106.5
OPPONENTS	82	19830	3200-6977	459	796-2206	361	1525-2018	756	970	2690	3660	2015	1847-11	734	1361	404	8721	106.4

Date	Opponent	Score	Record	Date	Opponent	Score	Record
Oct. 28	DENVER	L 85-105	0-1	17	at L.A. Lakers	W 112-95	22-20
30	GOLDEN STATE	L 92-112	0-2	18	at L.A. Clippers	L 132-140(OT)	22-21
Nov. 1	at Miami	L 89-109	0-3	20	DETROIT	L 114-123	22-22
2	OKLAHOMA CITY	W 110-105	1-3	22	MILWAUKEE	W 102-98	23-22
4	ORLANDO	W 119-114(OT)	2-3	24	DALLAS	W 115-104	24-22
6	at Sacramento	W 116-110	3-3	25	at New Orleans	W 112-111	25-22
7	at L.A. Clippers	W 109-105	4-3	27	at San Antonio	L 99-130	25-23
11	BROOKLYN	L 98-106	4-4	29	at Oklahoma City	L 108-116	25-24
13	at Denver	L 98-107	4-5	30	WASHINGTON	L 122-123	25-25
14	DALLAS	L 98-110	4-6	Feb. 2	MIAMI	W 115-102	26-25
16	BOSTON	L 95-111	4-7	4	at Phoenix	W 111-105	27-25
18	PORTLAND	W 108-103(OT)	5-7	6	PORTLAND	L 79-96	27-26
20	at Memphis	L 84-96	5-8	9	at Golden State	L 110-123	27-27
21	NEW YORK	L 102-107	5-9	10	at Portland	L 103-116	27-28
25	MEMPHIS	L 93-102	5-10	19	at Phoenix	W 116-100	28-28
27	PHILADELPHIA	W 116-114	6-10	23	at Utah	L 114-117(OT)	28-29
29	at New York	W 116-111(OT)	7-10	25	at Portland	W 119-105	29-29
30	at Detroit	L 105-116	7-11	27	SAN ANTONIO	L 94-104	29-30
Dec. 2	NEW ORLEANS	W 108-101	8-11	29	at Milwaukee	L 121-128	29-31
4	at Dallas	W 100-96	9-11	Mar. 2	NEW ORLEANS	W 100-95	30-31
5	SACRAMENTO	W 120-113	10-11	5	at Chicago	L 100-108	30-32
8	at Brooklyn	L 105-110	10-12	6	at Toronto	W 113-107	31-32
9	at Washington	W 109-103	11-12	9	at Philadelphia	W 118-104	32-32
12	L.A. LAKERS	W 126-97	12-12	11	at Boston	W 102-98	33-32
14	at Denver	L 108-114	12-13	12	at Charlotte	L 109-125	33-33
15	at Sacramento	L 97-107	12-14	14	MEMPHIS	W 130-81	34-33
17	at L.A. Lakers	W 107-87	13-14	16	L.A. CLIPPERS	L 106-122	34-34
19	L.A. CLIPPERS	W 107-97	14-14	18	MINNESOTA	W 116-111	35-34
21	CHARLOTTE	W 102-95	15-14	19	at Atlanta	L 97-109	35-35
23	at Orlando	L 101-104	15-15	22	at Oklahoma City	L 107-111	35-36
25	SAN ANTONIO	W 88-84	16-15	23	UTAH	L 87-89	35-37
26	at New Orleans	L 108-110	16-16	25	TORONTO	W 112-109	36-37
29	ATLANTA	L 115-121	16-17	27	at Indiana	L 101-104	36-38
31	GOLDEN STATE	L 110-114	16-18	29	at Cleveland	W 106-100	37-38
Jan. 2	at San Antonio	L 103-121	16-19	31	CHICAGO	L 100-103	37-39
4	at Utah	W 93-91	17-19	Apr. 3	OKLAHOMA CITY	W 118-110	38-39
7	UTAH	W 103-94	18-19	6	at Dallas	L 86-88	38-40
10	INDIANA	W 107-103(OT)	19-19	7	PHOENIX	L 115-124	38-41
12	at Memphis	W 107-91	20-19	10	L.A. LAKERS	W 130-110	39-41
13	MINNESOTA	W 107-104	21-19	11	at Minnesota	W 129-105	40-41
15	CLEVELAND	L 77-91	21-20	13	SACRAMENTO	W 116-81	41-41

# 2016-17 Houston Rockets

(55-27, 2nd Southwest)

## Final Statistics

PLAYER	G-GS	MIN	FIELD GOALS		3-POINT FG		FT-FTA	PCT	Rebounds				PF-DQ	STL	TO	BLK	PTS	AVG
			FG-FGA	PCT	FG-FGA	PCT			OFF	DEF	TOT	AST						
Harden	81-81	2947	674-1533	.440	262-756	.347	746-881	.847	95	564	659	907	215-0	121	464	38	2356	29.1
L. Williams (TOT)	81-1	1993	428-998	.429	163-446	.365	402-457	.880	26	176	202	239	92-0	80	160	20	1421	17.5
L. Williams (HOU)	23-0	591	102-264	.386	41-129	.318	98-113	.867	12	58	70	56	25-0	15	40	9	343	14.9
Gordon	75-15	2323	412-1016	.406	246-661	.372	147-175	.840	29	172	201	188	150-0	48	121	41	1217	16.2
Anderson	72-72	2116	323-773	.418	204-506	.403	129-150	.860	112	218	330	68	142-0	31	55	14	979	13.6
Capela	65-59	1551	362-563	.643	0-0	---	94-177	.531	178	348	526	63	179-1	34	87	79	818	12.6
Ariza	80-80	2773	326-798	.409	191-555	.344	93-126	.738	54	404	458	175	133-0	147	73	20	936	11.7
Beverley	67-67	2058	228-543	.420	110-288	.382	73-95	.768	95	298	393	281	222-3	99	100	25	639	9.5
Nene	67-8	1198	245-397	.617	3-9	.333	116-197	.589	95	187	282	65	163-0	56	73	39	609	9.1
Harrell	58-14	1064	225-345	.652	1-7	.143	76-121	.628	81	138	219	64	126-1	20	44	42	527	9.1
Dekker	77-2	1419	203-429	.473	60-187	.321	38-68	.559	94	190	284	76	83-0	38	41	21	504	6.5
T. Williams (TOT)	30-16	557	73-167	.437	18-62	.290	21-32	.656	15	54	69	25	60-0	27	32	10	185	6.2
T. Williams (HOU)	6-3	139	22-44	.500	8-21	.381	6-7	.857	9	15	24	6	18-0	3	6	1	58	9.7
Brewer	58-8	923	94-227	.414	22-94	.234	32-44	.727	21	93	114	61	104-0	37	36	12	242	4.2
Onuaku	5-1	52	5-7	.714	0-0	---	4-4	1.000	2	8	10	3	6-0	3	4	1	14	2.8
McDaniels	29-0	212	31-68	.456	9-27	.333	9-10	.900	6	24	30	4	24-0	7	10	8	80	2.8
Brown	25-0	123	23-60	.383	14-35	.400	2-2	1.000	0	6	14	5-0	1	5	0	62	2.5	
Ennis	31-0	196	25-64	.391	6-16	.375	2-3	.667	4	15	19	34	29-0	6	24	0	58	1.9
Wiltjer	14-0	44	4-14	.286	4-13	.308	1-2	.500	4	6	10	2	4-0	3	5	1	13	0.9
Taylor	4-0	52	1-7	.143	0-2	.000	1-2	.500	1	2	3	6-0	1	0	1	3	0.8	
ROCKETS	82	19780	3305-7152	.462	1181-3306	.357	1667-2177	.766	892	2746	3638	2070	1634-5	670	1240	352	9458	115.3
OPPONENTS	82	19780	3375-7286	.463	820-2389	.343	1415-1819	.778	878	2735	3613	1979	1674-11	697	1235	409	8985	109.6

Date	Opponent	Score	Record	Date	Opponent	Score	Record
Oct. 26	at L.A. Lakers	L 114-120	0-1	13	MEMPHIS	L 105-110	31-11
28	at Dallas	W 106-98	1-1	15	at Brooklyn	W 137-112	32-11
30	DALLAS	W 93-92	2-1	17	at Miami	L 103-109	32-12
Nov. 1	at Cleveland	W 120-128	2-2	18	MILWAUKEE	W 111-92	33-12
2	at New York	W 118-99	3-2	20	GOLDEN STATE	L 108-125	33-13
5	at Atlanta	L 97-112	3-3	21	at Memphis	W 119-95	34-13
7	at Washington	W 114-106	4-3	23	at Milwaukee	L 114-127	34-14
9	at San Antonio	W 101-99	5-3	25	at Boston	L 109-120	34-15
12	SAN ANTONIO	L 100-106	5-4	27	at Philadelphia	W 123-118	35-15
14	PHILADELPHIA	W 115-88	6-4	29	at Indiana	L 101-120	35-16
16	at Oklahoma City	L 103-105	6-5	31	SACRAMENTO	W 105-83	36-16
17	PORTLAND	W 126-109	7-5	Feb. 2	ATLANTA	L 108-113	36-17
19	UTAH	W 111-102	8-5	3	CHICAGO	W 121-117(OT)	37-17
21	at Detroit	W 99-96	9-5	7	ORLANDO	W 128-104	38-17
23	TORONTO	L 102-115	9-6	9	at Charlotte	W 107-95	39-17
25	at Sacramento	W 117-104	10-6	11	PHOENIX	W 133-102	40-17
27	at Portland	W 130-114	11-6	15	MIAMI	L 109-117	40-18
29	at Utah	L 101-120	11-7	23	at New Orleans	W 129-99	41-18
Dec. 1	at Golden State	W 132-127(2OT)	12-7	25	MINNESOTA	W 142-130	42-18
2	at Denver	W 128-110	13-7	27	INDIANA	L 108-117	42-19
5	BOSTON	W 107-106	14-7	Mar. 1	at L.A. Clipper	W 122-103	43-19
7	L.A. LAKERS	W 134-95	15-7	4	MEMPHIS	W 123-108	44-19
9	at Oklahoma City	W 102-99	16-7	6	at San Antonio	L 110-112	44-20
10	DALLAS	W 109-87	17-7	8	UTAH	L 108-115	44-21
12	BROOKLYN	W 122-118	18-7	10	at Chicago	W 115-94	45-21
14	SACRAMENTO	W 132-98	19-7	12	CLEVELAND	W 117-112	46-21
16	NEW ORLEANS	W 122-100	20-7	15	L.A. LAKERS	W 139-100	47-21
17	at Minnesota	W 111-109(OT)	21-7	17	at New Orleans	L 112-128	47-22
20	SAN ANTONIO	L 100-102	21-8	18	at Denver	W 109-105	48-22
21	at Phoenix	W 125-111	22-8	20	DENVER	W 125-124	49-22
23	at Memphis	L 109-115	22-9	24	NEW ORLEANS	W 117-107	50-22
26	PHOENIX	W 131-115	23-9	26	OKLAHOMA CITY	W 137-125	51-22
27	at Dallas	W 123-107	24-9	28	GOLDEN STATE	L 106-113	51-23
30	L.A. CLIPPERS	W 140-116	25-9	30	at Portland	L 107-117	51-24
31	NEW YORK	W 129-122	26-9	31	at Golden State	L 98-107	51-25
Jan. 2	WASHINGTON	W 101-91	27-9	Apr. 2	at Phoenix	W 123-116	52-25
5	OKLAHOMA CITY	W 118-116	28-9	5	DENVER	W 110-104	53-25
6	at Orlando	W 100-93	29-9	7	DETROIT	L 109-114	53-26
8	at Toronto	W 129-122	30-9	9	at Sacramento	W 135-128	54-26
10	CHARLOTTE	W 121-114	31-9	10	at L.A. Clippers	L 96-125	54-27
11	at Minnesota	L 105-119	31-10	12	MINNESOTA	W 123-118	55-27

# 2017-18 Houston Rockets

(65-17, 1st Southwest)

## Final Statistics

PLAYER	G-GS		FIELD GOALS		3-POINT FG		FT-FTA		Rebounds			AST	PF-DQ	STL	TO	BLK	PTS	AVG
	MIN	PCT	FG-FGA	PCT	FG-FGA	PCT	PCT	OFF	DEF	TOT								
Harden	72-72	2551	651-1449	449	265-722	367	624-727	858	41	348	389	630	169-1	126	315	50	2191	30.4
Paul	58-58	1847	367-798	460	144-379	380	203-221	919	37	276	313	457	141-1	96	128	14	1081	18.6
Gordon	69-30	2154	415-970	428	218-608	359	195-241	809	25	145	170	154	116-0	44	130	27	1243	18.0
Capela	74-74	2034	441-676	652	0-1	0.00	144-257	560	241	561	802	68	185-1	58	103	137	1026	13.9
Green	41-2	929	168-413	407	110-298	369	51-60	850	15	118	133	25	87-0	24	31	15	497	12.1
Ariza	67-67	2269	268-651	412	170-462	368	76-89	854	33	261	294	105	132-0	98	52	13	782	11.7
Anderson	66-50	1725	207-480	431	131-339	386	72-93	774	94	237	331	60	126-0	24	42	21	617	9.3
A. Jackson	1-0	35	3-9	333	1-4	250	1-2	500	2	1	3	1	4-0	0	1	0	8	8.0
Mbah a Moute	61-15	1564	166-345	481	63-173	364	65-95	684	22	164	186	55	100-0	72	68	25	460	7.5
Johnson (TOT)	55-4	1205	146-360	406	40-145	276	40-45	889	14	158	172	83	67-0	18	49	7	372	6.8
Johnson (HOU)	23-1	505	51-134	381	17-61	279	20-21	952	2	63	65	38	35-0	6	18	1	139	6.0
Nene	52-4	758	136-239	569	0-2	0.00	68-107	636	54	122	176	45	123-0	28	38	14	340	6.5
Tucker	82-34	2281	172-441	390	115-310	371	43-60	717	93	364	457	77	205-4	78	74	26	502	6.1
Wright (TOT)	28-1	381	59-102	578	0-0	---	21-33	636	33	62	95	13	32-0	13	8	26	139	5.0
Wright (HOU)	1-0	15	2-3	667	0-0	---	0-0	---	1	1	2	0	3-0	0	0	1	4	4.0
Onuaku	1-0	22	2-5	400	0-0	---	0-0	---	1	3	4	1	4-0	0	3	0	4	4.0
Hunter	5-1	45	7-20	350	3-14	214	2-2	1,000	0	5	5	3	7-0	3	2	0	19	3.8
Black	51-2	537	75-127	591	1-11	091	29-63	460	63	100	163	13	107-0	21	35	30	180	3.5
B. Brown	20-0	115	19-58	328	11-40	275	1-2	500	0	7	7	11	6-0	4	9	0	50	2.5
Weber	13-0	118	9-22	409	4-9	444	4-4	1,000	3	15	18	13	18-0	10	7	3	26	2.0
Quarterman	4-0	13	1-3	333	0-2	0.00	2-2	1,000	0	3	3	1	1-0	0	2	0	4	1.3
M. Brown	3-0	31	2-7	286	1-5	200	0-0	---	1	4	5	2	6-0	0	2	0	5	1.3
Williams	4-0	17	2-9	222	0-5	0.00	1-3	333	1	3	4	1	2-0	1	1	0	5	1.3

Date	Opponent	Score	Record	Date	Opponent	Score	Record
Oct. 17	at Golden State	W122-121	1-0	15	at L.A. Clippers	L102-113	30-12
18	at Sacramento	W105-100	2-0	18	MINNESOTA	W116-98	31-12
21	DALLAS	W107-91	3-0	20	GOLDEN STATE	W116-108	32-12
23	MEMPHIS	L90-98	3-1	22	MIAMI	W99-90	33-12
25	at Philadelphia	W105-104	4-1	24	at Dallas	W104-97	34-12
27	at Charlotte	W109-93	5-1	26	at New Orleans	L113-115	34-13
28	at Memphis	L89-103	5-2	28	PHOENIX	W113-102	35-13
30	PHILADELPHIA	L107-115	5-3	30	ORLANDO	W114-107	36-13
Nov. 1	at New York	W119-97	6-3	Feb. 1	at San Antonio	W102-91	37-13
3	at Atlanta	W119-104	7-3	3	at Cleveland	W120-88	38-13
5	UTAH	W137-110	8-3	6	at Brooklyn	W123-113	39-13
9	CLEVELAND	W117-113	9-3	7	at Miami	W109-101	40-13
11	MEMPHIS	W111-96	10-3	9	DENVER	W130-104	41-13
12	at Indiana	W118-95	11-3	11	DALLAS	W104-97	42-13
14	TORONTO	L113-129	11-4	13	at Minnesota	W126-108	43-13
16	at Phoenix	W142-116	12-4	14	SACRAMENTO	W100-91	44-13
18	at Memphis	W105-83	13-4	23	MINNESOTA	W120-102	45-13
22	DENVER	W125-95	14-4	25	at Denver	W119-114	46-13
25	NEW YORK	W117-102	15-4	26	at Utah	W96-85	47-13
27	BROOKLYN	W117-103	16-4	28	at L.A. Clippers	W105-92	48-13
29	INDIANA	W118-97	17-4	Mar. 3	BOSTON	W123-120	49-13
Dec. 3	at L.A. Lakers	W118-95	18-4	6	at Oklahoma City	W122-112	50-13
7	at Utah	W112-101	19-4	7	at Milwaukee	W110-99	51-13
9	at Portland	W124-117	20-4	9	at Toronto	L105-108	51-14
11	NEW ORLEANS	W130-123	21-4	11	at Dallas	W105-82	52-14
13	CHARLOTTE	W108-96	22-4	12	SAN ANTONIO	W109-93	53-14
15	SAN ANTONIO	W124-109	23-4	15	L.A. CLIPPERS	W101-96	54-14
16	MILWAUKEE	W115-111	24-4	17	at New Orleans	W107-101	55-14
18	UTAH	W120-99	25-4	18	at Minnesota	W129-120	56-14
20	L.A. LAKERS	L116-122	25-5	20	at Portland	W115-111	57-14
22	L.A. CLIPPERS	L118-128	25-6	22	DETROIT	W100-96(OT)	58-14
25	at Oklahoma City	L107-112	25-7	24	NEW ORLEANS	W114-91	59-14
28	at Boston	L98-99	25-8	25	ATLANTA	W118-99	60-14
29	at Washington	L103-121	25-9	27	CHICAGO	W118-86	61-14
31	L.A. LAKERS	W148-142(2OT)	26-9	30	PHOENIX	W104-103	62-14
Jan. 3	at Orlando	W116-98	27-9	Apr. 1	at San Antonio	W83-100	62-15
4	GOLDEN STATE	L114-124	27-10	3	WASHINGTON	W120-104	63-15
6	at Detroit	L101-108	27-11	5	PORTLAND	W96-94	64-15
8	at Chicago	W116-107	28-11	7	OKLAHOMA CITY	L102-108	64-16
10	PORTLAND	W121-112	29-11	10	at L.A. Lakers	W105-99	65-16
12	at Phoenix	W112-95	30-11	11	at Sacramento	L83-96	65-17

# 2018-19 Houston Rockets

(53-29, 1st Southwest)

## Final Statistics

PLAYER	FIELD GOALS				3-POINT FG		FT-FTA			REBOUNDS			PF-DQ	STL	TO	BLK	PTS	AVG
	G-GS	MIN	FG-FGA	PCT	FG-FGA	PCT	FT-FTA	PCT	OFF	DEF	TOT	AST						
Harden	78-78	2867	843-1909	.442	378-1028	.368	754-858	.879	66	452	518	586	244-2	158	387	58	2818	36.1
Capela	67-67	2249	474-732	.648	0-0	---	166-261	.636	298	550	848	96	168-1	44	94	102	1114	16.6
Gordon	68-53	2158	384-938	.409	216-600	.360	119-152	.783	37	131	148	129	143-1	41	90	27	1103	16.2
Paul	58-58	1857	302-720	.419	127-355	.358	175-203	.862	36	229	265	473	146-1	114	152	18	906	15.6
Anthony	10-2	294	49-121	.405	21-64	.328	15-22	.682	9	45	54	5	32-0	4	8	7	134	13.4
Faried (TOT)	37-13	728	156-265	.589	8-25	.320	64-99	.646	97	153	250	20	82-1	17	33	23	384	10.4
Faried (HOU)	25-13	610	131-223	.587	7-20	.350	54-83	.651	82	124	206	18	74-1	15	27	19	323	12.9
House	39-13	979	118-252	.468	74-178	.416	56-71	.789	25	115	140	40	80-0	21	35	11	366	9.4
Green	73-0	1473	231-578	.400	156-441	.354	57-68	.838	30	152	182	40	126-3	33	55	27	675	9.2
Rivers (TOT)	76-15	2028	232-572	.406	104-327	.318	50-95	.526	25	137	162	167	207-0	47	68	23	618	8.1
Rivers (HOU)	47-13	1345	156-378	.413	71-221	.321	25-49	.510	15	76	91	109	135-0	29	32	13	408	8.7
Shumpert (TOT)	62-41	1481	167-446	.374	95-273	.348	36-45	.800	27	156	183	112	127-1	59	50	24	465	7.5
Shumpert (HOU)	20-1	382	34-98	.347	21-71	.296	2-4	.500	8	46	54	21	35-0	12	12	4	91	4.6
Ennis	40-25	949	104-211	.493	44-120	.367	42-58	.724	37	80	117	27	111-0	38	23	16	294	7.4
Tucker	82-82	2802	207-523	.396	146-387	.377	41-59	.695	121	358	479	96	252-0	132	63	39	601	7.3
Carter-Williams	16-1	145	25-61	.410	7-19	.368	12-26	.462	3	10	13	21	27-0	9	10	6	69	4.3
Nene	42-2	546	60-116	.517	0-3	.000	31-47	.660	34	89	123	26	87-0	18	11	15	151	3.6
Knight	12-0	118	11-47	.234	5-32	.156	9-11	.818	1	8	9	9	14-0	2	5	0	36	3.0
Clark	51-2	641	50-151	.331	41-138	.297	7-7	1.000	24	92	116	18	47-0	20	7	26	148	2.9
Nunnally (TOT)	15-0	102	12-34	.353	8-25	.320	4-4	1.000	0	5	5	7	10-0	1	0	0	36	2.4
Nunnally (HOU)	2-0	38	3-13	.231	3-12	.250	0-0	---	0	1	1	2	6-0	0	0	0	9	4.5
Qi	1-0	1	1-1	1.000	0-0	---	0-0	---	0	0	0	0	0-0	0	0	0	2	2.0
Hartenstein	28-0	221	20-41	.488	2-6	.333	11-14	.786	21	26	47	15	56-0	7	13	12	53	1.9
Chriss	16-0	104	11-34	.324	1-15	.067	6-7	.857	7	21	28	6	17-0	2	12	4	29	1.8
Duval (TOT)	3-0	6	2-3	.667	0-0	---	0-0	---	0	1	1	2	0-0	0	0	0	5	1.7
Edwards	2-0	16	1-4	.250	1-4	.250	0-0	---	1	1	2	0	0-0	0	0	0	3	1.5
Jones	2-0	5	1-4	.250	0-2	.000	0-1	.000	0	4	4	0	1-0	0	1	0	2	1.0
Chiozza	7-0	33	2-8	.250	2-5	.400	0-0	---	1	3	4	4	2-0	1	1	1	6	0.9
ROCKETS	82	19830	3218-7163	.4491	323-937	.356	1582-2001	.791	836	2613	3449	1741	1803-6	700	1094	405	9341	113.9
OPONENTS	82	19830	3313-7106	.466	831-2444	.340	1493-1944	.768	899	2825	3724	1929	1640-4	607	1232	369	8950	109.1

Date	Opponent	Score	Record	Date	Opponent	Score	Record
Oct 17	<b>NEW ORLEANS</b>	<b>L 112-131</b>	<b>0-1</b>	13	at Orlando	<b>W 109-116</b>	<b>24-18</b>
20	at L.A. Lakers	W 124-115	1-1	14	<b>MEMPHIS</b>	<b>W 112-94</b>	<b>25-18</b>
21	at L.A. Clippers	L 112-115	1-2	16	<b>BROOKLYN</b>	<b>L 142-145(OT)</b>	<b>25-19</b>
24	<b>UTAH</b>	<b>L 89-100</b>	<b>1-3</b>	19	<b>L.A. LAKERS</b>	<b>W 138-134(OT)</b>	<b>26-19</b>
26	<b>L.A. CLIPPERS</b>	<b>L 113-133</b>	<b>1-4</b>	21	at Philadelphia	L 93-121	26-20
30	<b>PORTLAND</b>	<b>L 85-104</b>	<b>1-5</b>	23	at New York	W 114-110	27-20
Nov 2	at Brooklyn	W 119-111	2-5	25	<b>TORONTO</b>	<b>W 121-119</b>	<b>28-20</b>
3	at Chicago	W 96-88	3-5	27	<b>ORLANDO</b>	<b>W 103-98</b>	<b>29-20</b>
5	at Indiana	W 98-94	4-5	29	<b>NEW ORLEANS</b>	<b>L 116-121</b>	<b>29-21</b>
8	at Oklahoma City	L 80-98	4-6	Feb 1	at Denver	L 122-136	29-22
10	at San Antonio	L 89-96	4-7	2	at Utah	W 125-98	30-22
11	<b>INDIANA</b>	<b>W 115-103</b>	<b>5-7</b>	4	at Phoenix	W 118-110	31-22
13	at Denver	W 109-99	6-7	6	at Sacramento	W 127-101	32-22
15	<b>GOLDEN STATE</b>	<b>W 107-86</b>	<b>7-7</b>	9	<b>OKLAHOMA CITY</b>	<b>L 112-117</b>	<b>32-23</b>
17	<b>SACRAMENTO</b>	<b>W 132-112</b>	<b>8-7</b>	11	<b>DALLAS</b>	<b>W 120-104</b>	<b>33-23</b>
21	<b>DETROIT</b>	<b>W 126-124</b>	<b>9-7</b>	13	at Minnesota	L 111-121	33-24
23	at Detroit	L 111-116(OT)	9-8	21	at L.A. Lakers	L 106-111	33-25
24	at Cleveland	L 108-117	9-9	23	at Golden State	W 118-112	34-25
26	at Washington	L 131-135(OT)	9-10	25	<b>ATLANTA</b>	<b>W 119-111</b>	<b>35-25</b>
28	<b>DALLAS</b>	<b>L 108-128</b>	<b>9-11</b>	27	at Charlotte	W 118-113	36-25
30	at San Antonio	W 136-105	10-11	28	<b>MIAMI</b>	<b>W 121-118</b>	<b>37-25</b>
Dec 1	<b>CHICAGO</b>	<b>W 121-105</b>	<b>11-11</b>	Mar 3	at Boston	W 115-104	38-25
3	at Minnesota	L 91-103	11-12	5	at Toronto	W 107-95	39-25
6	at Utah	L 91-118	11-13	8	<b>PHILADELPHIA</b>	<b>W 107-91</b>	<b>40-25</b>
8	at Dallas	L 104-107	11-14	10	at Dallas	W 94-93	41-25
11	<b>PORTLAND</b>	<b>W 111-104</b>	<b>12-14</b>	11	<b>CHARLOTTE</b>	<b>W 118-106</b>	<b>42-25</b>
13	<b>L.A. LAKERS</b>	<b>W 126-111</b>	<b>13-14</b>	13	<b>GOLDEN STATE</b>	<b>L 104-106</b>	<b>42-26</b>
15	at Memphis	W 105-97	14-14	15	<b>PHOENIX</b>	<b>W 108-102</b>	<b>43-26</b>
17	<b>UTAH</b>	<b>W 102-97</b>	<b>15-14</b>	17	<b>MINNESOTA</b>	<b>W 117-102</b>	<b>44-26</b>
19	<b>WASHINGTON</b>	<b>W 136-118</b>	<b>16-14</b>	19	at Atlanta	W 121-105	45-26
20	at Miami	L 99-101	16-15	20	at Memphis	L 125-126(OT)	45-27
22	<b>SAN ANTONIO</b>	<b>W 108-101</b>	<b>17-15</b>	22	<b>SAN ANTONIO</b>	<b>W 111-105</b>	<b>46-27</b>
25	<b>OKLAHOMA CITY</b>	<b>W 113-109</b>	<b>18-15</b>	24	at New Orleans	W 113-90	47-27
27	<b>BOSTON</b>	<b>W 127-113</b>	<b>19-15</b>	26	at Milwaukee	L 94-108	47-28
29	at New Orleans	W 108-104	20-15	28	<b>DENVER</b>	<b>W 112-85</b>	<b>48-28</b>
31	<b>MEMPHIS</b>	<b>W 113-101</b>	<b>21-15</b>	30	<b>SACRAMENTO</b>	<b>W 119-108</b>	<b>49-28</b>
Jan 3	at Golden State	W 135-134(OT)	22-15	Apr 2	at Sacramento	W 130-105	50-28
5	at Portland	L 101-110	22-16	3	at L.A. Clippers	W 135-103	51-28
7	<b>DENVER</b>	<b>W 125-113</b>	<b>23-16</b>	5	<b>NEW YORK</b>	<b>W 120-96</b>	<b>52-28</b>
9	<b>MILWAUKEE</b>	<b>L 109-116</b>	<b>23-17</b>	7	<b>PHOENIX</b>	<b>W 149-113</b>	<b>53-28</b>
11	<b>CLEVELAND</b>	<b>W 141-113</b>	<b>24-17</b>	9	at Oklahoma City	L 111-112	53-29

# Rockets All-Time Roster

All players who participated in a minimum of one regular season game are listed. Including current team members, 375 players have played for the Rockets. Information in parentheses is: round, year, team and number of selection in the NBA Draft. Capitalized names indicate active players.

## Zaid Abdul-Aziz (Don Smith) #6, #35, #27

Iowa State '68 (1st, 1968, Cincinnati, 5th)

Born Apr. 7, 1946 in Brooklyn, NY; 6-9/235; With Rockets: 1972-75; 1977-78

Seasons	G	MIN	FGM-A	PCT	3FTM-A	PCT	FTM-A	PCT	Rebounds					PTS	AVG	HI		
									OFF	DEF	TOT	AST	PF-D				ST	BL
HOU - 4	206	4943	740-1692	.437	-	-	486-625	.778	426	1020	1750	310	488-6	119	180	1966	9.5	27
Playoffs																		
HOU - 1	6	68	12-31	.387	-	-	2-5	.400	7	10	17	3	5-0	1	3	26	4.3	14

## Mark Acres #42

Oral Roberts '85 (2nd, 1985, Dallas, 40th)

Born Nov. 15, 1962 in Inglewood, CA; 6-11/225; With Rockets: 1992-93

Seasons	G	MIN	FGM-A	PCT	3FTM-A	PCT	FTM-A	PCT	Rebounds					PTS	AVG	HI														
									OFF	DEF	TOT	AST	PF-D				ST	BL												
HOU - 1	6	23	2-9	.222	3FTM-A	1-2	.500	FTM-A	1-2	500	OFF	2	DEF	4	TOT	6	AST	0	PF-D	2-0	ST	0	BL	0	PTS	6	AVG	1.0	HI	3

## Charles "Bud" Acton #24

Hillsdale '66 (Undrafted)

Born Jan. 11, 1942; 6-6/210; With Rockets: 1967-68

Seasons	G	MIN	FGM-A	PCT	3FTM-A	PCT	FTM-A	PCT	Rebounds					PTS	AVG	HI												
									OFF	DEF	TOT	AST	PF-D				ST	BL										
SD - 1	23	195	29-74	.392	-	-	19-29	.655	OFF	-	DEF	-	TOT	47	AST	11	PF-D	35-0	ST	-	BL	-	PTS	77	AVG	3.3	HI	12

## Don Adams #32, #10

Northwestern '70 (8th, 1970, ROCKETS, 120th)

Born Nov. 27, 1947 in Atlanta, GA; 6-7/210; With Rockets: 1970-72

Seasons	G	MIN	FGM-A	PCT	3FTM-A	PCT	FTM-A	PCT	Rebounds					PTS	AVG	HI												
									OFF	DEF	TOT	AST	PF-D				ST	BL										
SD - 2	85	2415	397-976	.407	-	-	156-214	.729	OFF	-	DEF	-	TOT	589	AST	176	PF-D	351-12	ST	-	BL	-	PTS	950	AVG	11.2	HI	3

## Rick Adelman #12

Loyola Marymount '68 (7th, 1968, ROCKETS, 79th)

Born June 16, 1946 in Lynwood, CA; 6-2/179; With Rockets: 1968-70; head coach Rockets 2007-11

Seasons	G	MIN	FGM-A	PCT	3FTM-A	PCT	FTM-A	PCT	Rebounds					PTS	AVG	HI												
									OFF	DEF	TOT	AST	PF-D				ST	BL										
SD - 2	112	2165	273-696	.392	-	-	199-295	.675	OFF	-	DEF	-	TOT	297	AST	351	PF-D	248-1	ST	-	BL	-	PTS	745	AVG	6.7	HI	23
Playoffs																												
SD - 1	6	187	24-53	.453	-	-	22-37	.595	-	-	15	29	18-0	-	-	70	11.7	26										

## Jeff Adrien #8

Connecticut '09 (Undrafted)

Born February 10, 1986 in Naples, FL; 6-7/243; With Rockets: 2011-12

Seasons	G	MIN	FGM-A	PCT	3FTM-A	PCT	FTM-A	PCT	Rebounds					PTS	AVG	HI													
									OFF	DEF	TOT	AST	PF-D				ST	BL											
HOU - 1	8	63	7-16	.438	3FTM-A	0-0	-	7-12	.583	OFF	5	DEF	17	TOT	22	AST	1	PF-D	13-0	ST	0	BL	2	PTS	21	AVG	2.6	HI	7

## Cole Aldrich #31

Kansas '10 (1st, 2010, New Orleans, 11th)

Born Oct. 31, 1988 in Burnsville, MN; 6-11/240; With Rockets: 2012-13

Seasons	G	MIN	FGM-A	PCT	3FTM-A	PCT	FTM-A	PCT	Rebounds					PTS	AVG	HI													
									OFF	DEF	TOT	AST	PF-D				ST	BL											
HOU - 1	30	213	23-43	.535	3FTM-A	0-0	-	4-9	.444	OFF	12	DEF	45	TOT	57	AST	6	PF-D	41-0	ST	3	BL	9	PTS	50	AVG	1.7	HI	6

## Rafer Alston #12

Fresno State '98 (2nd, 1998, Milwaukee, 39th)

Born July 24, 1976 in Queens, NY; 6-2/175; With Rockets: 2005-09

Seasons	G	MIN	FGM-A	PCT	3FTM-A	PCT	FTM-A	PCT	Rebounds					PTS	AVG	HI												
									OFF	DEF	TOT	AST	PF-D				ST	BL										
HOU - 4	267	9588	1220-3204	.381	517-1478	.350	413-566	.730	OFF	118	DEF	823	TOT	941	AST	1519	PF-D	600-6	ST	385	BL	50	PTS	3370	AVG	12.6	HI	31
Playoffs																												
HOU - 2	11	435	46-122	.377	27-75	.360	14-18	.778	8	46	54	53	30-0	17	3	133	12.1	20										

## David Anderson #13

Australia '02 (2nd, 2002, Atlanta, 37th)

Born June 23, 1980 in Carlton, Australia; 6-11/245; With Rockets: 2009-10

Seasons	G	MIN	FGM-A	PCT	3FTM-A	PCT	FTM-A	PCT	Rebounds					PTS	AVG	HI													
									OFF	DEF	TOT	AST	PF-D				ST	BL											
HOU - 1	63	891	147-340	.432	3FTM-A	27-78	.346	46-67	.687	OFF	54	DEF	154	TOT	208	AST	44	PF-D	119-0	ST	15	BL	12	PTS	367	AVG	5.8	HI	19

## Derek Anderson #8

Kentucky '97 (1st, 1997, Cleveland, 13th)

Born July 18, 1974 in Louisville, KY; 6-5/195; With Rockets: 2005-06

Seasons	G	MIN	FGM-A	PCT	3FTM-A	PCT	FTM-A	PCT	Rebounds					PTS	AVG	HI												
									OFF	DEF	TOT	AST	PF-D				ST	BL										
HOU - 1	20	582	68-173	.393	19-67	.284	61-73	.836	OFF	12	DEF	71	TOT	83	AST	53	PF-D	49-0	ST	15	BL	4	PTS	216	AVG	10.8	HI	23

## James Anderson #5

Oklahoma State '10 (1st, 2010, San Antonio, 20th)

Born March 25, 1989 in El Dorado, AR; 6-6/215; With Rockets: 2012-13

Seasons	G	MIN	FGM-A	PCT	3FTM-A	PCT	FTM-A	PCT	Rebounds					PTS	AVG	HI													
									OFF	DEF	TOT	AST	PF-D				ST	BL											
HOU - 1	29	307	41-101	.406	3FTM-A	16-49	.327	17-19	.895	OFF	15	DEF	43	TOT	58	AST	33	PF-D	18-0	ST	12	BL	3	PTS	115	AVG	4.0	HI	14
Playoffs																													
HOU - 1	2	18	1-5	.200	0-3	.000	0-0	-	1	3	4	0	2-0	0	0	2	1.0	2											

## Richard Anderson #40

UC-Santa Barbara '82 (2nd, 1982, L.A. Clippers, 32nd)

Born Nov. 19, 1960 in San Pedro, CA; 6-10/240; With Rockets: 1986-88

Seasons	G	MIN	FGM-A	PCT	3FTM-A	PCT	FTM-A	PCT	Rebounds					PTS	AVG	HI													
									OFF	DEF	TOT	AST	PF-D				ST	BL											
HOU - 2	63	365	70-165	.424	3FTM-A	10-31	.323	26-34	.765	OFF	33	DEF	63	TOT	96	AST	37	PF-D	41-0	ST	8	BL	3	PTS	176	AVG	2.8	HI	10
Playoffs																													
HOU - 1	5	5	1-3	.333	1-2	.500	2-2	1.000	1	0	1	0	1-0	0	0	5	1.0	3											

# Rockets All-Time Roster

## Ryan Anderson #3, #33

California '08 (1st, 2008, New Jersey 21st)

Born May 6, 1988 in Sacramento, CA; 6-10/240; With Rockets: 2016-18

Seasons	G	MIN	FGM-A	PCT	3FTM-A	PCT	FTM-A	PCT	—Rebounds—			AST	PF-D	ST	BL	PTS	AVG	HI
									OFF	DEF	TOT							
HOU - 2	138	3841	530-1253	.423	335-845	.396	201-243	.827	206	455	661	128	268-0	55	35	1596	11.6	29
Playoffs																		
HOU - 2	22	431	43-112	.384	22-75	.293	14-16	.875	19	51	70	13	34-0	7	3	122	5.5	19

## Shandon Anderson #40

Georgia '96 (2nd, 1996, Utah, 54th)

Born Dec. 31, 1973 in Atlanta, GA; 6-6/210; With Rockets: 1999-2001

Seasons	G	MIN	FGM-A	PCT	3FTM-A	PCT	FTM-A	PCT	—Rebounds—			AST	PF-D	ST	BL	PTS	AVG	HI
									OFF	DEF	TOT							
HOU - 2	164	5096	631-1368	.461	125-395	.316	332-441	.753	163	554	717	428	384-0	178	72	1719	10.5	35

## Carmelo Anthony #7

Syracuse '03 (1st, 2003, Denver, 3rd)

Born May 29, 1984 in Brooklyn, NY; 6-8/240; With Rockets: 2018-19

Seasons	G	MIN	FGM-A	PCT	3FTM-A	PCT	FTM-A	PCT	—Rebounds—			AST	PF-D	ST	BL	PTS	AVG	HI
									OFF	DEF	TOT							
HOU - 1	10	294	49-121	.405	21-64	.328	15-22	.682	9	45	54	5	32-0	4	7	134	13.4	28

## Trevor Ariza #1

UCLA '04 (2nd, 2004, New York, 43rd)

Born June 30, 1985 in Miami, FL; 6-8/210; With Rockets: 2009-10 and 2014-18

Seasons	G	MIN	FGM-A	PCT	3FTM-A	PCT	FTM-A	PCT	—Rebounds—			AST	PF-D	ST	BL	PTS	AVG	HI
									OFF	DEF	TOT							
HOU - 5	382	13460	1711-4217	.406	876-2478	.354	565-747	.756	309	1671	1980	953	790-0	683	116	4863	12.7	33
Playoffs																		
HOU - 4	50	1831	179-463	.387	89-276	.322	77-91	.846	42	209	251	93	136-0	76	7	524	10.5	23

## Hilton Armstrong #3

Connecticut '06 (1st, 2006, New Orleans/Okla. City, 12th)

Born Nov. 23, 1984 in Peekskill, NY; 6-11/235; With Rockets: 2009-10

Seasons	G	MIN	FGM-A	PCT	3FTM-A	PCT	FTM-A	PCT	—Rebounds—			AST	PF-D	ST	BL	PTS	AVG	HI
									OFF	DEF	TOT							
HOU - 1	9	40	5-17	.294	0-1	.000	0-2	.000	5	1	6	3	10-0	5	0	10	1.1	2

## Ron Artest (Metta World Peace) #96

St. John's '99 (1st, 1999, Chicago, 16th)

Born Nov. 13, 1979 in Queensbridge, NY; 6-7/260; With Rockets: 2008-09

Seasons	G	MIN	FGM-A	PCT	3FTM-A	PCT	FTM-A	PCT	—Rebounds—			AST	PF-D	ST	BL	PTS	AVG	HI
									OFF	DEF	TOT							
HOU - 1	69	2452	416-1037	.401	153-383	.399	196-262	.748	65	294	359	229	155-2	105	24	1181	17.1	32
Playoffs																		
HOU - 1	13	488	80-203	.394	23-83	.277	20-28	.714	12	44	56	54	27-0	14	3	203	15.6	27

## Omer Asik #3

Turkey '08 (2nd, 2008, Portland, 36th)

Born July 4, 1986 in Bursa, Turkey; 7-0/255; With Rockets: 2012-14

Seasons	G	MIN	FGM-A	PCT	3FTM-A	PCT	FTM-A	PCT	—Rebounds—			AST	PF-D	ST	BL	PTS	AVG	HI
									OFF	DEF	TOT							
HOU - 2	130	3432	433-804	.539	0-1	.000	246-425	.579	376	958	1334	100	315-60	124	1112	8.6	22	
Playoffs																		
HOU - 2	12	371	38-72	.528	0-0	.000	33-50	.66	42	74	116	7	51-6	6	14	109	9.1	21

## Gus Bailey #22

Texas-El Paso '74 (2nd, 1974, ROCKETS, 23rd)

Born Feb. 18, 1951 in Gibson, NC; 6-5/185; With Rockets: 1974-76

Seasons	G	MIN	FGM-A	PCT	3FTM-A	PCT	FTM-A	PCT	—Rebounds—			AST	PF-D	ST	BL	PTS	AVG	HI
									OFF	DEF	TOT							
HOU - 2	77	708	79-203	.389	-	-	34-69	.493	43	89	132	100	85-1	31	24	192	2.5	14
Playoffs																		
HOU - 1	8	116	18-36	.500	-	-	9-10	.900	6	13	19	16	12-0	6	2	45	5.6	13

## James Bailey #2

Rutgers '79 (1st, 1979, Seattle, 6th)

Born May 21, 1957 in Dublin, GA; 6-9/220; With Rockets: 1982-84

Seasons	G	MIN	FGM-A	PCT	3FTM-A	PCT	FTM-A	PCT	—Rebounds—			AST	PF-D	ST	BL	PTS	AVG	HI
									OFF	DEF	TOT							
HOU - 2	142	2889	630-1273	.495	0-2	.000	362-512	.707	272	490	762	144	453-15	75	99	1622	11.4	34

## Vin Baker #42

Hartford '93 (1st, 1993, Milwaukee, 8th)

Born Nov. 23, 1971 in Lake Wales, FL; 6-11/240; With Rockets: 2004-05

Seasons	G	MIN	FGM-A	PCT	3FTM-A	PCT	FTM-A	PCT	—Rebounds—			AST	PF-D	ST	BL	PTS	AVG	HI
									OFF	DEF	TOT							
HOU - 1	3	13	0-4	.000	0-0	.000	2-2	1.000	0	2	2	1	7-0	0	0	2	0.7	2

## Tom Barker #15

Hawaii '76 (4th, 1976, Atlanta, 53rd)

Born March 11, 1955 in Harlingen, TX; 6-11/230; With Rockets: 1978-79

Seasons	G	MIN	FGM-A	PCT	3FTM-A	PCT	FTM-A	PCT	—Rebounds—			AST	PF-D	ST	BL	PTS	AVG	HI
									OFF	DEF	TOT							
HOU - 1	5	16	3-6	.500	-	-	2-2	1.000	2	4	6	0	5-0	0	0	8	1.6	4

## Charles Barkley #4

Auburn '84 (1st, 1984, Philadelphia, 5th)

Born Feb. 20, 1963 in Leeds, AL; 6-6/252; With Rockets: 1996-2000

Seasons	G	MIN	FGM-A	PCT	3FTM-A	PCT	FTM-A	PCT	—Rebounds—			AST	PF-D	ST	BL	PTS	AVG	HI
									OFF	DEF	TOT							
HOU - 4	183	6398	1042-2160	.482	86-340	.253	847-1189	.712	691	1544	2235	720	477-4	197	70	3017	16.5	43
Playoffs																		
HOU - 3	24	849	134-289	.464	13-47	.277	135-185	.730	82	186	268	73	76-2	30	9	416	17.3	30



# Rockets All-Time Roster

## Harry Barnes #30

Born July 25, 1945; 6-3/205; With Rockets: 1968-69

## Northeastern '68 (4th, 1968, ROCKETS, 37th)

Seasons	G	MIN	FGM-A	PCT	3FTM-A	PCT	FTM-A	PCT	Rebounds			AST	PF-D	ST	BL	PTS	AVG	HI
									OFF	DEF	TOT							
SD - 1	22	126	18-64	.281	-	-	7-13	.538	-	-	26	5	25-0	-	-	43	2.0	8

## Jim Barnett #33

Born July 7, 1944 in Greenville, SC; 6-4/175; With Rockets: 1967-70

## Oregon '66 (1st, 1966, Boston, 8th)

Seasons	G	MIN	FGM-A	PCT	3FTM-A	PCT	FTM-A	PCT	Rebounds			AST	PF-D	ST	BL	PTS	AVG	HI
									OFF	DEF	TOT							
SD - 3	207	5519	1094-2547	.430	-	-	606-794	.763	-	-	822	760	563-5	-	-	2794	13.5	42
Playoffs																		
SD - 1	6	51	9-23	.391	-	-	7-8	.875	-	-	3	7	5-0	-	-	25	4.2	10

## John Barnhill #30

Born March 30, 1938; 6-1/180; With Rockets: 1967-68

## Tennessee State '59 (11th, 1959, St. Louis, 79th)

Seasons	G	MIN	FGM-A	PCT	3FTM-A	PCT	FTM-A	PCT	Rebounds			AST	PF-D	ST	BL	PTS	AVG	HI
									OFF	DEF	TOT							
SD - 1	75	1883	295-700	.421	-	-	154-234	.658	-	-	173	259	143-1	-	-	744	9.9	26

## Andre Barrett #12

Born Feb. 21, 1982 in Bronx, NY; 5-10/173; With Rockets: 2004-05

## Seton Hall '04 (Undrafted)

Seasons	G	MIN	FGM-A	PCT	3FTM-A	PCT	FTM-A	PCT	Rebounds			AST	PF-D	ST	BL	PTS	AVG	HI
									OFF	DEF	TOT							
HOU - 1	27	314	20-69	.290	9-37	.243	7-10	.700	-	-	14	19	35-0	14	0	56	2.1	14

## Brent Barry #17

Born Dec. 31, 1971 in Hempstead, NY; 6-7/210; With Rockets: 2008-09

## Oregon State '95 (1st, 1995, Denver, 15th)

Seasons	G	MIN	FGM-A	PCT	3FTM-A	PCT	FTM-A	PCT	Rebounds			AST	PF-D	ST	BL	PTS	AVG	HI
									OFF	DEF	TOT							
HOU - 1	56	857	70-172	.407	49-131	.374	19-20	.950	17	77	94	78	45-0	24	3	208	3.7	11
Playoffs																		
HOU - 1	4	35	5-10	.500	3-8	.375	0-0	.000	0	4	4	3	3-0	2	0	13	3.3	8

## Jon Barry #20

Born July 25, 1969 in Oakland, CA; 6-5/208; With Rockets: 2004-06

## Georgia Tech '92 (1st, 1992, Boston, 21st)

Seasons	G	MIN	FGM-A	PCT	3FTM-A	PCT	FTM-A	PCT	Rebounds			AST	PF-D	ST	BL	PTS	AVG	HI
									OFF	DEF	TOT							
HOU - 2	73	1572	155-356	.435	72-165	.436	76-87	.874	23	146	169	165	92-0	59	8	458	6.3	24
Playoffs																		
HOU - 1	7	183	21-48	.438	11-23	.478	7-8	.875	1	28	29	9	13-0	5	0	60	8.6	16

## Rick Barry #2, #4

Born March 28, 1944 in Elizabeth, NJ; 6-7/220; With Rockets: 1978-80

## Miami '65 (2nd, 1965, Golden State, 9th)

Seasons	G	MIN	FGM-A	PCT	3FTM-A	PCT	FTM-A	PCT	Rebounds			AST	PF-D	ST	BL	PTS	AVG	HI
									OFF	DEF	TOT							
HOU - 2	152	4382	786-1771	.444	73-221	.330	303-322	.941	93	420	513	770	377-0	175	66	1948	12.8	38
Playoffs																		
HOU - 2	8	144	20-58	.345	3-12	.250	14-14	1.000	2	12	14	24	19-0	1	1	57	7.1	15

## Shane Battier #31

Born Sept. 9, 1978 in Birmingham, MI; 6-8/220; With Rockets: 2006-11

## Duke '01 (1st, 2001, Memphis, 6th)

Seasons	G	MIN	FGM-A	PCT	3FTM-A	PCT	FTM-A	PCT	Rebounds			AST	PF-D	ST	BL	PTS	AVG	HI
									OFF	DEF	TOT							
HOU - 5	348	11912	1066-2482	.429	576-1483	.388	344-463	.743	382	1241	1623	784	766-4	310	351	3052	8.8	28
Playoffs																		
HOU - 3	26	1014	76-177	.429	48-122	.393	37-42	.881	31	74	105	49	72-0	32	21	237	9.1	23

## Lonny Baxter #35

Born Jan. 27, 1979 in Silver Spring, MD; 6-8/261; With Rockets: 2005-06

## Maryland '02 (2nd, 2002, Chicago, 44th)

Seasons	G	MIN	FGM-A	PCT	3FTM-A	PCT	FTM-A	PCT	Rebounds			AST	PF-D	ST	BL	PTS	AVG	HI
									OFF	DEF	TOT							
HOU - 1	23	281	33-72	.458	0-0	.000	16-19	.842	38	46	84	2	48-1	9	7	82	3.6	18

## Michael Beasley #8

Born Jan. 9, 1989 in Frederick, MD; 6-9/235; With Rockets 2015-16

## Kansas State '08 (1st, 2008, Portland, 2nd)

Seasons	G	MIN	FGM-A	PCT	3FTM-A	PCT	FTM-A	PCT	Rebounds			AST	PF-D	ST	BL	PTS	AVG	HI
									OFF	DEF	TOT							
HOU - 1	20	363	107-205	.522	3-9	.333	38-49	.776	29	69	98	16	39-0	11	9	255	12.8	30
Playoffs																		
HOU - 1	5	80	22-46	.478	2-6	.333	6-7	.857	4	17	21	3	8-0	1	0	52	10.4	17

## Ron Behagen #34

Born Jan. 19, 1951 in New York, NY; 6-9/235; With Rockets: 1977-78

## Minnesota '73 (1st, 1973, Kansas City-Omaha, 7th)

Seasons	G	MIN	FGM-A	PCT	3FTM-A	PCT	FTM-A	PCT	Rebounds			AST	PF-D	ST	BL	PTS	AVG	HI
									OFF	DEF	TOT							
HOU - 1	3	33	7-11	.636	-	-	0-1	.000	2	5	7	2	6-0	0	0	14	4.7	8

## Elmer Bennett #6

Born Feb. 13, 1970 in Evanston, IL; 6-0/171; With Rockets: 1996-97

## Notre Dame '92 (2nd, 1992, Atlanta, 38th)

Seasons	G	MIN	FGM-A	PCT	3FTM-A	PCT	FTM-A	PCT	Rebounds			AST	PF-D	ST	BL	PTS	AVG	HI
									OFF	DEF	TOT							
HOU - 1	4	16	2-6	.333	1-3	.333	5-6	.833	0	1	1	4	1-0	2	0	10	2.5	4

# Rockets All-Time Roster

## Walter Berry #6

St. John's '86 (1st, 1986, Portland, 14th)

Born May 14, 1964 in Harlem, NY; 6-8/215; With Rockets: 1988-89

Seasons	G	MIN	FGM-A	PCT	3FTM-A	PCT	FTM-A	PCT	—Rebounds—			AST	PF-D	ST	BL	PTS	AVG	HI
									OFF	DEF	TOT							
HOU - 1	40	799	146-270	.541	1-2	.500	57-80	.713	54	98	152	57	114-1	19	35	350	8.8	18
Playoffs																		
HOU - 1	4	57	13-26	.500	0-0	.000	7-8	.875	3	6	9	5	8-0	2	1	33	8.3	11

## Patrick Beverley #12

Arkansas '09 (2nd, 2009, L.A. Lakers, 42nd)

Born July 12, 1988 in Chicago, IL; 6-1/185; With Rockets: 2012-17

Seasons	G	MIN	FGM-A	PCT	3FTM-A	PCT	FTM-A	PCT	—Rebounds—			AST	PF-D	ST	BL	PTS	AVG	HI
									OFF	DEF	TOT							
HOU - 5	291	8289	968-2339	.414	477-1272	.375	295-386	.764	352	833	1185	980	895-11	366	118	2708	9.3	26
Playoffs																		
HOU - 4	28	856	102-261	.391	39-112	.348	31-37	.838	49	92	141	72	100-2	28	10	274	9.8	21

## Tarik Black #10, #28

Kansas '14 (Undrafted)

Born November 22, 1991 in Memphis, TN; 6-9/257; With Rockets: 2014-15; 2017-18

Seasons	G	MIN	FGM-A	PCT	3FTM-A	PCT	FTM-A	PCT	—Rebounds—			AST	PF-D	ST	BL	PTS	AVG	HI
									OFF	DEF	TOT							
HOU - 2	76	929	120-210	.571	1-12	.083	44-92	.478	121	169	290	21	163-0	27	32	285	3.8	13
Playoffs																		
HOU - 1	7	19	1-4	.250	0-0	-	0-0	-	2	4	6	2	5-0	0	1	2	0.3	2

## John Block #34

Southern California '66 (3rd, 1966, L.A. Lakers, 27th)

Born April 16, 1944 in Los Angeles, CA; 6-10/220; With Rockets: 1967-71

Seasons	G	MIN	FGM-A	PCT	3FTM-A	PCT	FTM-A	PCT	—Rebounds—			AST	PF-D	ST	BL	PTS	AVG	HI
									OFF	DEF	TOT							
SD - 4	285	7910	1512-3535	.428	-	-	1114-1431	.778	-	-	2325	447	906-7	-	-	4138	14.5	36
Playoffs																		
SD - 1	5	97	24-45	.533	-	-	14-18	.778	-	-	14	3	18-0	-	-	62	12.4	20

## Keith Bogans #10

Kentucky '03 (2nd, 2003, Milwaukee, 43rd)

Born May 12, 1980 in Washington, DC; 6-5/215; With Rockets: 2005-06

Seasons	G	MIN	FGM-A	PCT	3FTM-A	PCT	FTM-A	PCT	—Rebounds—			AST	PF-D	ST	BL	PTS	AVG	HI
									OFF	DEF	TOT							
HOU - 1	33	1064	101-256	.395	32-102	.314	47-81	.580	26	123	149	83	89-1	32	6	281	8.5	20

## Phil Bond #30

Louisville '77 (3rd, 1977, ROCKETS, 62nd)

Born July 27, 1954 in Louisville, KY; 6-2/175; With Rockets: 1977-78

Seasons	G	MIN	FGM-A	PCT	3FTM-A	PCT	FTM-A	PCT	—Rebounds—			AST	PF-D	ST	BL	PTS	AVG	HI
									OFF	DEF	TOT							
HOU - 1	7	21	2-6	.333	-	-	0-0	.000	1	3	4	2	1-0	1	0	4	0.6	2

## Melvin Booker #9

Missouri '94 (Undrafted)

Born Aug. 20, 1972 in Pascagoula, MS; 6-1/188; With Rockets: 1995-96

Seasons	G	MIN	FGM-A	PCT	3FTM-A	PCT	FTM-A	PCT	—Rebounds—			AST	PF-D	ST	BL	PTS	AVG	HI
									OFF	DEF	TOT							
HOU - 1	11	131	16-50	.320	3-19	.158	9-11	.818	1	8	9	21	18-0	5	1	44	4.0	9

## Ryan Bowen #20

Iowa '98 (2nd, 1998, Denver, 55th)

Born Nov. 20, 1975 in Fort Madison, IA; 6-9/218; With Rockets: 2004-06

Seasons	G	MIN	FGM-A	PCT	3FTM-A	PCT	FTM-A	PCT	—Rebounds—			AST	PF-D	ST	BL	PTS	AVG	HI
									OFF	DEF	TOT							
HOU - 2	134	1256	84-235	.357	6-28	.214	25-35	.714	52	112	164	42	146-0	44	11	199	1.5	14
Playoffs																		
HOU - 1	7	125	8-25	.320	0-0	.000	2-3	.667	7	7	14	6	23-2	6	0	18	2.6	7

## Anthony Bowie #25

Oklahoma '86 (3rd, 1986, ROCKETS, 66th)

Born Nov. 9, 1963 in Tulsa, OK; 6-6/190; With Rockets: 1989-90

Seasons	G	MIN	FGM-A	PCT	3FTM-A	PCT	FTM-A	PCT	—Rebounds—			AST	PF-D	ST	BL	PTS	AVG	HI
									OFF	DEF	TOT							
HOU - 1	66	918	119-233	.406	6-21	.286	40-54	.741	36	82	118	96	80-0	42	5	284	4.3	18
Playoffs																		
HOU - 1	2	4	0-1	.000	0-0	.000	0-0	.000	0	0	0	0	1-0	0	0	0	0.0	0

## Earl Boykins #6

Eastern Michigan '98 (Undrafted)

Born June 2, 1976 in Cleveland, OH; 5-5/133; With Rockets: 2011-12

Seasons	G	MIN	FGM-A	PCT	3FTM-A	PCT	FTM-A	PCT	—Rebounds—			AST	PF-D	ST	BL	PTS	AVG	HI
									OFF	DEF	TOT							
HOU - 1	8	111	12-36	.333	2-9	.222	13-15	.867	0	11	11	17	5-0	1	0	39	4.9	10

## Alonzo Bradley #30, #22

Texas Southern '77 (2nd, 1977, Indiana, 29th)

Born Oct. 16, 1953 in Utica, MS; 6-6/190; With Rockets: 1977-80

Seasons	G	MIN	FGM-A	PCT	3FTM-A	PCT	FTM-A	PCT	—Rebounds—			AST	PF-D	ST	BL	PTS	AVG	HI
									OFF	DEF	TOT							
HOU - 3	99	1139	184-440	.418	1-1	1.000	71-101	.703	39	112	151	74	125-1	24	7	440	4.4	20
Playoffs																		
HOU - 2	5	16	6-9	.667	1-1	1.000	3-5	.600	1	2	3	1	2-0	1	0	16	3.2	7

## Torraye Braggs #32

Xavier '98 (2nd, 1998, Utah, 57th)

Born May 15, 1975 in Fresno, CA; 6-8/245; With Rockets: 2003-05

Seasons	G	MIN	FGM-A	PCT	3FTM-A	PCT	FTM-A	PCT	—Rebounds—			AST	PF-D	ST	BL	PTS	AVG	HI
									OFF	DEF	TOT							
HOU - 2	18	156	16-35	.457	0-0	.000	8-12	.667	22	24	46	6	25-0	4	2	40	2.2	6

History

# Rockets All-Time Roster

## Tim Breaux #15

Wyoming '92 (Undrafted)

Born Sept. 19, 1970 in Baton Rouge, LA; 6-7/215; With Rockets: 1994-96

Seasons	G	MIN	FGM-A	PCT	3FTM-A	PCT	FTM-A	PCT	Rebounds			AST	PF-D	ST	BL	PTS	AVG	HI
									OFF	DEF	TOT							
HOU - 2	96	910	104-282	.369	21-71	.296	60-94	.638	38	56	94	39	67-0	22	12	289	3.0	17

## Corey Brewer #33

Florida '06 (1st, Minnesota, 7th)

Born Mar. 5, 1986 in Portland, TN; 6-9/185; With Rockets: 2014-17

Seasons	G	MIN	FGM-A	PCT	3FTM-A	PCT	FTM-A	PCT	Rebounds			AST	PF-D	ST	BL	PTS	AVG	HI
									OFF	DEF	TOT							
HOU - 3	196	3999	555-1359	.408	138-512	.270	250-332	.753	111	405	516	265	383-2	181	45	1498	7.6	26
Playoffs																		
HOU - 2	22	505	79-194	.407	13-52	.250	42-63	.667	14	40	54	27	61-0	11	5	213	9.7	22

## Ronnie Brewer #10

Arkansas '06 (1st, Utah, 14th)

Born Mar. 20, 1985 in Portland, OR; 6-7/235; With Rockets: 2013-14

Seasons	G	MIN	FGM-A	PCT	3FTM-A	PCT	FTM-A	PCT	Rebounds			AST	PF-D	ST	BL	PTS	AVG	HI
									OFF	DEF	TOT							
HOU - 1	23	158	3-15	.200	1-8	.125	0-2	.000	2	12	14	10	4	6	1	7	0.3	3

## Tyrone Britt #31

Johnson C. Smith [NC] '67 (Undrafted)

Born April 18, 1944; 6-5/200; With Rockets: 1967-68

Seasons	G	MIN	FGM-A	PCT	3FTM-A	PCT	FTM-A	PCT	Rebounds			AST	PF-D	ST	BL	PTS	AVG	HI
									OFF	DEF	TOT							
SD - 1	11	84	13-34	.382	-	-	2-3	.667	-	-	15	12	10-0	-	-	28	2.5	8

## Aaron Brooks #0

Oregon '07 (1st, 2007, ROCKETS, 26th)

Born Jan. 14, 1985 in Seattle, WA; 6-0/161; With Rockets: 2007-11

Seasons	G	MIN	FGM-A	PCT	3FTM-A	PCT	FTM-A	PCT	Rebounds			AST	PF-D	ST	BL	PTS	AVG	HI
									OFF	DEF	TOT							
HOU - 6	297	7090	1226-3002	.408	462-1251	.369	551-646	.853	135	408	543	977	570-5	175	38	3465	11.7	43
Playoffs																		
HOU - 3	25	561	98-229	.428	28-83	.337	49-62	.790	7	42	49	58	43-0	6	4	273	10.9	34

## Scott Brooks #1

UC-Irvine '87 (Undrafted)

Born July 31, 1965 in French Camp, CA; 5-11/165; With Rockets: 1992-95

Seasons	G	MIN	FGM-A	PCT	3FTM-A	PCT	FTM-A	PCT	Rebounds			AST	PF-D	ST	BL	PTS	AVG	HI
									OFF	DEF	TOT							
HOU - 3	183	2927	360-739	.487	72-177	.407	204-241	.846	33	181	214	414	248-0	138	6	996	5.4	23
Playoffs																		
HOU - 2	17	220	21-48	.438	6-14	.429	10-14	.714	2	10	12	34	24-0	9	0	58	3.4	10

## Bobby Brown #8, #6

Cal-State Fullerton '07 (Undrafted)

Born Sept. 24, 1984 in Los Angeles, CA; 6-2/175; With Rockets 2016-18

Seasons	G	MIN	FGM-A	PCT	3FTM-A	PCT	FTM-A	PCT	Rebounds			AST	PF-D	ST	BL	PTS	AVG	HI
									OFF	DEF	TOT							
HOU - 2	45	238	42-118	.356	25-75	.333	3-4	.750	0	13	13	25	11-0	5	0	112	2.5	16
Playoffs																		
HOU - 1	5	22	10-20	.500	5-11	.3455	0-0	--	0	2	2	1	1-0	0	0	25	5.0	11

## Chucky Brown #52

North Carolina State '89 (2nd, 1989, Cleveland, 43rd)

Born Feb. 29, 1968 in New York, NY; 6-8/215; With Rockets: 1994-96

Seasons	G	MIN	FGM-A	PCT	3FTM-A	PCT	FTM-A	PCT	Rebounds			AST	PF-D	ST	BL	PTS	AVG	HI
									OFF	DEF	TOT							
HOU - 2	123	2833	405-729	.556	2-11	.182	142-212	.670	198	432	630	119	268-0	58	52	954	7.8	19
Playoffs																		
HOU - 2	29	494	59-121	.488	1-2	.500	40-55	.727	26	63	89	12	63-2	12	2	159	5.5	16

## Markel Brown #26

Oklahoma State '14 (2nd, 2014, Minnesota, 44th)

Born Jan. 29, 1992 in Pineville, LA; 6-3/190; With Rockets: 2018

Seasons	G	MIN	FGM-A	PCT	3FTM-A	PCT	FTM-A	PCT	Rebounds			AST	PF-D	ST	BL	PTS	AVG	HI
									OFF	DEF	TOT							
HOU - 1	4	31	2-7	.286	1-5	.200	0-0	-	1	4	5	2	6-0	0	0	5	1.3	3

## Tierre Brown #10

McNeese State '01 (Undrafted)

Born June 3, 1979 in Iowa, IA; 6-2/189; With Rockets: 2001-02

Seasons	G	MIN	FGM-A	PCT	3FTM-A	PCT	FTM-A	PCT	Rebounds			AST	PF-D	ST	BL	PTS	AVG	HI
									OFF	DEF	TOT							
HOU - 1	40	403	49-115	.426	4-12	.333	21-28	.750	12	30	42	70	26-0	19	3	123	3.1	16

## Tony Brown #35

Arkansas '82 (4th, 1982, New Jersey, 82nd)

Born July 29, 1960 in Chicago, IL; 6-6/195; With Rockets: 1988-89

Seasons	G	MIN	FGM-A	PCT	3FTM-A	PCT	FTM-A	PCT	Rebounds			AST	PF-D	ST	BL	PTS	AVG	HI
									OFF	DEF	TOT							
HOU - 1	14	91	14-45	.311	2-9	.222	6-8	.750	7	8	15	5	14-0	3	0	36	2.6	14

## Rick Brunson #9

Temple '95 (Undrafted)

Born June 14, 1972 in Syracuse, NY; 6-4/190; With Rockets: 2005-06

Seasons	G	MIN	FGM-A	PCT	3FTM-A	PCT	FTM-A	PCT	Rebounds			AST	PF-D	ST	BL	PTS	AVG	HI
									OFF	DEF	TOT							
HOU - 1	23	215	16-46	.348	5-12	.417	7-12	.583	1	19	20	33	21-0	8	1	44	1.9	10

# Rockets All-Time Roster

## Joe Bryant #22

LaSalle '75 (1st, 1975, Golden State, 14th)

Born Oct. 19, 1954 in Philadelphia, PA; 6-9/225; With Rockets: 1982-83

Seasons	G	MIN	FGM-A	PCT	3FTM-A	PCT	FTM-A	PCT	--Rebounds--			AST	PF-D	ST	BL	PTS	AVG	HI
									OFF	DEF	TOT							
HOU - 1	81	2055	344-768	.448	8-36	.222	116-165	.703	68	189	277	186	258-4	62	30	612	10.0	28

## Mark Bryant #2

Seton Hall '88 (1st, 1988, Portland, 21st)

Born April 25, 1965 in Glen Ridge, NJ; 6-9/245; With Rockets: 1995-96

Seasons	G	MIN	FGM-A	PCT	3FTM-A	PCT	FTM-A	PCT	--Rebounds--			AST	PF-D	ST	BL	PTS	AVG	HI
									OFF	DEF	TOT							
HOU - 1	71	1587	242-446	.543	0-2	.000	127-177	.718	131	220	351	52	234-4	31	19	611	8.6	30
Playoffs																		
HOU - 1	8	145	21-35	.600	0-0	.000	12-15	.800	7	20	27	4	21-0	1	2	54	6.8	21

## Chase Budinger #10

Arizona '09 (2nd, 2009, Detroit, 44th)

Born May 22, 1988 in San Diego, CA; 6-7/218; With Rockets: 2009-12

Seasons	G	MIN	FGM-A	PCT	3FTM-A	PCT	FTM-A	PCT	--Rebounds--			AST	PF-D	ST	BL	PTS	AVG	HI
									OFF	DEF	TOT							
HOU - 3	210	4524	736-1692	.435	269-742	.363	239-295	.810	128	590	718	289	264-0	104	36	1980	9.4	35

## Matt Bullard #50

Iowa '90 (Undrafted)

Born June 5, 1967 in West Des Moines, IA; 6-10/235; With Rockets: 1990-94, 1996-2001

Seasons	G	MIN	FGM-A	PCT	3FTM-A	PCT	FTM-A	PCT	--Rebounds--			AST	PF-D	ST	BL	PTS	AVG	HI
									OFF	DEF	TOT							
HOU - 9	538	8074	1110-2630	.422	557-1432	.389	214-282	.759	250	866	1116	501	696-1	167	106	2991	5.6	28
Playoffs																		
HOU - 5	31	309	34-83	.410	23-51	.451	16-18	.889	10	33	43	19	23-0	6	7	107	3.5	12

## Adrian Caldwell #44

Lamar '89 (Undrafted)

Born July 4, 1966 in Corpus Christi, TX; 6-9/255; With Rockets: 1989-91; 1994-95

Seasons	G	MIN	FGM-A	PCT	3FTM-A	PCT	FTM-A	PCT	--Rebounds--			AST	PF-D	ST	BL	PTS	AVG	HI
									OFF	DEF	TOT							
HOU - 3	100	704	78-163	.479	0-1	.000	23-51	.451	80	139	219	15	110-0	31	28	179	1.8	11
Playoffs																		
HOU - 1	1	1	0-0	.000	0-0	.000	0-0	.000	0	0	0	0	0-0	0	0	0	0.0	0

## Marcus Camby #29

Massachusetts '96 (1st, 1996, Toronto, 2nd)

Born March 22, 1974 in Hartford, CT; 6-11/235; With Rockets: 2011-12

Seasons	G	MIN	FGM-A	PCT	3FTM-A	PCT	FTM-A	PCT	--Rebounds--			AST	PF-D	ST	BL	PTS	AVG	HI
									OFF	DEF	TOT							
HOU - 1	19	458	61-126	.484	2-5	.400	11-26	.423	52	124	176	32	38-0	17	29	135	7.1	14

## Isaiah Canaan #1, #7

Murray State '13 (2nd, 2013, ROCKETS, 34th)

Born July 29, 1991 in Biloxi, MS; 6-0/190; With Rockets: 2013-15, 2017

Seasons	G	MIN	FGM-A	PCT	3FTM-A	PCT	FTM-A	PCT	--Rebounds--			AST	PF-D	ST	BL	PTS	AVG	HI
									OFF	DEF	TOT							
HOU - 3	48	625	84-219	.384	50-139	.360	37-50	.740	18	40	58	51	53-0	22	4	255	5.3	31

## Clint Capela #15

Switzerland '14 (1st, 2014, ROCKETS, 25th)

Born May 18, 1994 in Geneva, Switzerland; 6-10/245; With Rockets: 2014-19

Seasons	G	MIN	FGM-A	PCT	3FTM-A	PCT	FTM-A	PCT	--Rebounds--			AST	PF-D	ST	BL	PTS	AVG	HI
									OFF	DEF	TOT							
HOU - 5	295	7395	1522-2307	.635	0-2	.000	488-929	.525	921	1785	2706	276	736-6	196	419	3532	12.0	31
Playoffs																		
HOU - 5	61	1307	211-348	.606	0-1	.000	82-163	.503	149	319	468	57	116-1	31	87	504	8.3	26

## Antoine Carr #55

Wichita State '83 (1st, 1983, Detroit, 8th)

Born July 23, 1961 in Oklahoma City, OK; 6-9/270; With Rockets: 1998-99

Seasons	G	MIN	FGM-A	PCT	3FTM-A	PCT	FTM-A	PCT	--Rebounds--			AST	PF-D	ST	BL	PTS	AVG	HI
									OFF	DEF	TOT							
HOU - 1	18	152	21-52	.404	0-1	.000	5-7	.714	9	9	22	31	31-0	1	10	47	2.6	7
Playoffs																		
HOU - 1	4	37	4-11	.364	0-0	.000	0-0	.000	3	4	7	4	19-1	0	1	8	2.0	4

## DeMarre Carroll #0

Missouri '09 (1st, 2009, Memphis, 27th)

Born July 27, 1986 in Birmingham, AL; 6-8/212; With Rockets: 2010-11

Seasons	G	MIN	FGM-A	PCT	3FTM-A	PCT	FTM-A	PCT	--Rebounds--			AST	PF-D	ST	BL	PTS	AVG	HI
									OFF	DEF	TOT							
HOU - 1	5	11	0-3	.000	0-0	.000	0-0	.000	0	0	0	2	0-0	0	0	0	0.0	0

## Joe Barry Carroll #2

Purdue '80 (1st, 1980, Golden State, 1st)

Born July 24, 1958 in Pine Bluff, AR; 7-1/255; With Rockets: 1987-88

Seasons	G	MIN	FGM-A	PCT	3FTM-A	PCT	FTM-A	PCT	--Rebounds--			AST	PF-D	ST	BL	PTS	AVG	HI
									OFF	DEF	TOT							
HOU - 1	63	1596	323-715	.452	0-1	.000	113-151	.748	110	286	396	94	149-0	37	81	759	12.0	29
Playoffs																		
HOU - 1	4	116	18-47	.383	0-0	.000	8-10	.800	8	11	19	2	12-0	3	1	44	11.0	16

## Michael Carter-Williams

Syracuse '13 (1st, 2013, Philadelphia, 11th)

Born Oct. 10, 1991 in Hamilton, MA; 6-6/191; With Rockets: 2018-19

Seasons	G	MIN	FGM-A	PCT	3FTM-A	PCT	FTM-A	PCT	--Rebounds--			AST	PF-D	ST	BL	PTS	AVG	HI
									OFF	DEF	TOT							
HOU - 1	16	145	25-61	.410	7-19	.368	12-26	.462	3	10	13	21	27-0	9	6	69	4.3	13

History

# Rockets All-Time Roster

## Sam Cassell #10

Born Nov. 18, 1969 in Baltimore, MD; 6-3/185; With Rockets: 1993-96

## Florida State '93 (1st, 1993, ROCKETS, 24th)

Seasons	G	MIN	FGM-A	PCT	3FTM-A	PCT	FTM-A	PCT	--Rebounds--			AST	PF-D	ST	BL	PTS	AVG	HI
									OFF	DEF	TOT							
HOU - 3	209	4686	704-1639	.430	162-489	.331	539-646	.834	114	419	533	875	511-6	206	25	2109	10.1	31
Playoffs																		
HOU - 3	52	1169	163-410	.398	49-134	.366	158-188	.840	28	90	118	216	148-2	48	8	533	10.3	31

## Omri Casspi #18

Born June 22, 1974 in Tel Aviv, Israel; 6-9/225; With Rockets: 2013-14

## Israel (1st, 2009, Sacramento, 23rd)

Seasons	G	MIN	FGM-A	PCT	3FTM-A	PCT	FTM-A	PCT	--Rebounds--			AST	PF-D	ST	BL	PTS	AVG	HI
									OFF	DEF	TOT							
HOU - 1	71	1283	173-410	.422	61-176	.347	83-122	.68	55	205	260	88	100	44	14	490	6.9	20

## Kelvin Cato #13

Born Aug. 26, 1974 in Atlanta, GA; 6-11/275; With Rockets: 1999-2004

## Iowa State '97 (1st, 1997, Dallas, 15th)

Seasons	G	MIN	FGM-A	PCT	3FTM-A	PCT	FTM-A	PCT	--Rebounds--			AST	PF-D	ST	BL	PTS	AVG	HI
									OFF	DEF	TOT							
HOU - 5	317	7112	764-1455	.525	0-9	.000	447-725	.617	610	1345	1955	158	851-7	176	431	1975	6.2	27
Playoffs																		
HOU - 1	5	148	13-22	.591	0-0	.000	3-7	.429	14	20	34	2	18-1	5	4	29	5.8	12

## Derrick Chievous #3

Born July 3, 1967 in Jamaica, NY; 6-7/220; With Rockets: 1988-90

## Missouri '88 (1st, 1988, ROCKETS, 16th)

Seasons	G	MIN	FGM-A	PCT	3FTM-A	PCT	FTM-A	PCT	--Rebounds--			AST	PF-D	ST	BL	PTS	AVG	HI
									OFF	DEF	TOT							
HOU - 2	122	2031	367-812	.452	8-32	.250	252-331	.761	142	189	331	104	220-1	71	15	994	8.2	27
Playoffs																		
HOU - 1	4	40	5-17	.294	0-0	.000	8-10	.800	5	1	6	2	7-0	1	1	18	4.5	10

## Pete Chilcutt #32

Born Sept. 14, 1968 in Sumter, SC; 6-10/232; With Rockets: 1994-96

## North Carolina '91 (1st, 1991, Sacramento, 27th)

Seasons	G	MIN	FGM-A	PCT	3FTM-A	PCT	FTM-A	PCT	--Rebounds--			AST	PF-D	ST	BL	PTS	AVG	HI
									OFF	DEF	TOT							
HOU - 2	142	1998	219-507	.432	72-184	.391	48-68	.706	157	316	473	92	182-0	44	57	558	3.9	25
Playoffs																		
HOU - 2	21	333	32-68	.471	14-37	.378	14-19	.737	17	44	61	18	39-0	7	4	92	4.4	13

## Chris Chiozza #2

Born Nov. 25, 1995 in Memphis, TN; 6-0/176; With Rockets: 2018-19

## Florida '18 (Undrafted)

Seasons	G	MIN	FGM-A	PCT	3FTM-A	PCT	FTM-A	PCT	--Rebounds--			AST	PF-D	ST	BL	PTS	AVG	HI
									OFF	DEF	TOT							
HOU - 1	7	33	2-8	.250	2-5	.400	0-0	--	1	3	4	4	2-0	1	1	2	6	3

## Marquese Chriss #0

Born July 2, 1997 in Sacramento, CA; 6-10/240 With Rockets: 2018-19

## Washington '16 (1st, Sacramento, 8th)

Seasons	G	MIN	FGM-A	PCT	3FTM-A	PCT	FTM-A	PCT	--Rebounds--			AST	PF-D	ST	BL	PTS	AVG	HI
									OFF	DEF	TOT							
HOU - 1	16	104	11-34	.324	1-15	.067	6-7	.857	7	21	28	6	17-0	2	4	29	1.8	5

## Gary Clark #6

Born 11/16/94 in Smithfield, NC; 6-8/225 With Rockets: 2018-19

## Cincinnati '18 (Undrafted)

Seasons	G	MIN	FGM-A	PCT	3FTM-A	PCT	FTM-A	PCT	--Rebounds--			AST	PF-D	ST	BL	PTS	AVG	HI
									OFF	DEF	TOT							
HOU - 1	51	641	50-151	.331	41-138	.297	7-7	1.000	24	92	116	18	47-0	20	26	148	2.9	14
Playoffs																		
HOU-1	2	4	0-0	--	0-0	--	0-0	--	0	1	1	0	0-0	0	0	0	0.0	0

## E.C. Coleman #44, #12

Born Sept. 25, 1950 in Flora, MS; 6-8/225; With Rockets: 1973-74, 1978-79

## Houston Baptist '73 (3rd, 1973, ROCKETS, 51st)

Seasons	G	MIN	FGM-A	PCT	3FTM-A	PCT	FTM-A	PCT	--Rebounds--			AST	PF-D	ST	BL	PTS	AVG	HI
									OFF	DEF	TOT							
HOU - 2	64	1114	133-257	.518	-	-	48-75	.640	82	177	259	77	173-4	39	20	314	4.9	19

## Jason Collier #52

Born Sept. 8, 1977 in Springfield, OH; 7-0/260; With Rockets: 2000-03

## Georgia Tech '00 (1st, 2000, Milwaukee, 15th)

Seasons	G	MIN	FGM-A	PCT	3FTM-A	PCT	FTM-A	PCT	--Rebounds--			AST	PF-D	ST	BL	PTS	AVG	HI
									OFF	DEF	TOT							
HOU - 3	61	691	85-202	0.421	0-2	0	43-58	0.741	55	93	148	16	77-1	10	8	213	3.5	12

## Sean Colson #20

Born July 1, 1975 in Philadelphia, PA; 6-0/175; With Rockets: 2000-01

## Charlotte '98 (Undrafted)

Seasons	G	MIN	FGM-A	PCT	3FTM-A	PCT	FTM-A	PCT	--Rebounds--			AST	PF-D	ST	BL	PTS	AVG	HI
									OFF	DEF	TOT							
HOU - 1	10	30	6-19	.316	1-4	.250	2-4	.500	2	1	3	7	6-0	1	0	15	1.5	6

## Lester Conner #7

Born Sept. 17, 1959 in Memphis, TN; 6-4/185; With Rockets: 1987-88

## Oregon State '82 (1st, 1982, Golden State, 14th)

Seasons	G	MIN	FGM-A	PCT	3FTM-A	PCT	FTM-A	PCT	--Rebounds--			AST	PF-D	ST	BL	PTS	AVG	HI
									OFF	DEF	TOT							
HOU - 1	52	399	50-108	.463	0-7	.000	32-41	.780	20	18	38	59	31-0	38	1	132	2.5	8
Playoffs																		
HOU - 1	1	1	0-0	.000	0-0	.000	2-2	1.000	0	1	1	1	0-0	1	0	2	2.0	2

# Rockets All-Time Roster

## Will Conroy #12, #5

Born Dec. 8, 1982 in Portland, OR; 6-2/195; With Rockets: 2009-10

Seasons	G	MIN	FGM-A	PCT	3FTM-A	PCT	FTM-A	PCT	—Rebounds—			AST	PF-D	ST	BL	PTS	AVG	HI
									OFF	DEF	TOT							
HOU -1	5	36	3-10	.300	0-3	.000	0-2	.000	0	3	3	7	5-0	0	0	6	1.2	2

## Washington '05 (Undrafted)

## Brian Cook #43

Born Dec. 4, 1980 in Lincoln, IL; 6-9/250; With Rockets: 2008-10

Seasons	G	MIN	FGM-A	PCT	3FTM-A	PCT	FTM-A	PCT	—Rebounds—			AST	PF-D	ST	BL	PTS	AVG	HI
									OFF	DEF	TOT							
HOU -2	24	69	12-39	.308	4-14	.286	5-7	.714	2	12	14	2	8-0	0	5	33	1.4	5
Playoffs																		
HOU -1	6	32	4-15	.267	2-9	.222	0-0	.000	3	9	12	3	4-0	2	1	10	1.7	3

## Illinois '03 (1st, 2003, L.A. Lakers, 24th)

## Daequan Cook #14

Born April 28, 1987 in Dayton, OH; 6-5/210; With Rockets: 2012-13

Seasons	G	MIN	FGM-A	PCT	3FTM-A	PCT	FTM-A	PCT	—Rebounds—			AST	PF-D	ST	BL	PTS	AVG	HI
									OFF	DEF	TOT							
HOU -1	16	165	21-59	.356	11-30	.367	2-3	.667	5	13	18	10	13-0	6	2	55	3.4	18

## Ohio State '07 (1st, 2007, Philadelphia, 21st)

## Robert Covington #33

Born December 14, 1990 in Bellwood, IL; 6-9/215; With Rockets: 2013-14

Seasons	G	MIN	FGM-A	PCT	3FTM-A	PCT	FTM-A	PCT	—Rebounds—			AST	PF-D	ST	BL	PTS	AVG	HI
									OFF	DEF	TOT							
HOU -1	7	34	6-14	.429	4-11	.364	0-0	.000	2	3	5	0	3-0	2	0	16	2.3	6

## Tennessee State '13 (Undrafted)

## Dick Cunningham #34

Born July 11, 1946 in Canton, OH; 6-10/252; With Rockets: 1971-72

Seasons	G	MIN	FGM-A	PCT	3FTM-A	PCT	FTM-A	PCT	—Rebounds—			AST	PF-D	ST	BL	PTS	AVG	HI
									OFF	DEF	TOT							
HOU -1	63	720	67-174	.385	-	-	37-53	.698	-	-	243	57	76-0	-	-	171	2.7	16

## Murray State '68 (2nd, 1968, Phoenix, 21st)

## Earl Cureton #35

Born Sept. 3, 1957 in Detroit, MI; 6-9/215; With Rockets: 1993-94

Seasons	G	MIN	FGM-A	PCT	3FTM-A	PCT	FTM-A	PCT	—Rebounds—			AST	PF-D	ST	BL	PTS	AVG	HI
									OFF	DEF	TOT							
HOU -1	2	30	2-8	.250	0-0	.000	0-2	.000	4	8	12	0	4-0	0	0	4	2.0	4
Playoffs																		
HOU -1	10	100	8-10	.800	0-0	.000	2-2	1.000	6	23	29	2	20-0	1	2	18	1.8	8

## Detroit '80 (3rd, 1979, Philadelphia, 58th)

## Bill Curley #15

Born May 29, 1972 in Boston, MA; 6-9/245; With Rockets: 1999-2000

Seasons	G	MIN	FGM-A	PCT	3FTM-A	PCT	FTM-A	PCT	—Rebounds—			AST	PF-D	ST	BL	PTS	AVG	HI
									OFF	DEF	TOT							
HOU -1	4	50	6-11	.545	0-0	.000	0-0	.000	4	4	8	0	10-1	2	0	12	3.0	8

## Boston College '94 (1st, 1994, San Antonio, 22nd)

## Samuel Dalembert #21

Born May 10, 1981 in Port-au-Prince, Haiti; 6-11/250; With Rockets: 2011-12

Seasons	G	MIN	FGM-A	PCT	3FTM-A	PCT	FTM-A	PCT	—Rebounds—			AST	PF-D	ST	BL	PTS	AVG	HI
									OFF	DEF	TOT							
HOU -1	65	1446	200-395	.506	0-1	.000	90-113	.796	158	298	456	33	162-2	37	111	490	7.5	21

## Seton Hall '01 (1st, 2001, Philadelphia, 26th)

## Troy Daniels #30

Born July 15, 1991 in Roanoke, VA; 6-4/204; With Rockets: 2013-15

Seasons	G	MIN	FGM-A	PCT	3FTM-A	PCT	FTM-A	PCT	—Rebounds—			AST	PF-D	ST	BL	PTS	AVG	HI
									OFF	DEF	TOT							
HOU -2	22	183	30-78	.385	25-68	.368	5-10	.500	0	10	10	9	20-0	0	0	88	4.0	22
Playoffs																		
HOU -1	4	68	9-17	.529	8-15	.533	5-5	1.000	3	6	9	1	10-0	2	0	31	7.8	17

## Virginia Commonwealth '13 (Undrafted)

## Emanuel Davis #15

Born Aug. 27, 1968 in Philadelphia, PA; 6-5/195; With Rockets: 1996-98

Seasons	G	MIN	FGM-A	PCT	3FTM-A	PCT	FTM-A	PCT	—Rebounds—			AST	PF-D	ST	BL	PTS	AVG	HI
									OFF	DEF	TOT							
HOU -2	58	829	87-196	.444	39-99	.394	36-45	.800	12	57	69	85	75-0	26	5	249	4.3	19

## Delaware State '91 (Undrafted)

## Jim Davis #30

Born Dec. 18, 1941 in Muncie, IN; 6-9/225; With Rockets: 1971-72

Seasons	G	MIN	FGM-A	PCT	3FTM-A	PCT	FTM-A	PCT	—Rebounds—			AST	PF-D	ST	BL	PTS	AVG	HI
									OFF	DEF	TOT							
HOU -1	12	180	18-54	.333	-	-	26-38	.684	-	-	44	5	18-0	-	-	62	5.2	16

## Colorado '64 (4th, 1964, Detroit, 27th)

## Josh Davis #18

Born Aug. 10, 1980 in Salem, OR; 6-8/240; With Rockets: 2005-06

Seasons	G	MIN	FGM-A	PCT	3FTM-A	PCT	FTM-A	PCT	—Rebounds—			AST	PF-D	ST	BL	PTS	AVG	HI
									OFF	DEF	TOT							
HOU -1	1	1	0-0	.000	0-0	.000	0-0	.000	0	0	0	0	1-0	0	0	0	0.0	0

## Wyoming '02 (Undrafted)

## Carlos Delfino #10

Born Aug. 29, 1982 in Santa Fe, Argentina; 6-6/230; With Rockets: 2012-13

Seasons	G	MIN	FGM-A	PCT	3FTM-A	PCT	FTM-A	PCT	—Rebounds—			AST	PF-D	ST	BL	PTS	AVG	HI
									OFF	DEF	TOT							
HOU -1	67	1689	251-620	.405	158-421	.375	48-56	.857	18	202	220	135	114-0	68	9	708	10.6	23
Playoffs																		
HOU -1	5	120	15-40	.375	11-31	.355	4-4	1.000	1	11	12	10	10-0	3	1	45	9.0	13

## Argentina '03 (1st, 2003, Detroit, 25th)



# Rockets All-Time Roster

## Sam Dekker #7

Born May 6, 1994 in Sheboygan, WI; 6-9/230; With Rockets: 2015-17

Seasons	G	MIN	FGM-A	PCT	3FTM-A	PCT	FTM-A	PCT	Rebounds		AST	PF-D	ST	BL	PTS	AVG	HI	
									OFF	DEF								
HOU - 2	80	1425	203-429	.473	60-187	.321	38-68	.559	94	191	285	76	83-0	39	21	504	6.3	30
Playoffs																		
HOU - 1	4	31	3-12	.250	3-6	.500	0-0	--	5	5	10	1	2-0	1	1	9	2.3	6

## Wisconsin '15 (1st, 2015, ROCKETS, 18th)

## Michael Dickerson #3

Born June 25, 1975 in Greenville, SC; 6-5/190; With Rockets: 1998-99

Seasons	G	MIN	FGM-A	PCT	3FTM-A	PCT	FTM-A	PCT	Rebounds		AST	PF-D	ST	BL	PTS	AVG	HI	
									OFF	DEF								
HOU - 1	50	1558	215-462	.465	71-164	.433	46-72	.639	26	57	83	95	90-0	27	11	547	10.9	31
Playoffs																		
HOU - 1	4	82	6-22	.273	3-8	.375	2-4	.500	2	2	4	3	8-0	2	3	17	4.3	11

## Arizona '98 (1st, 1998, ROCKETS, 14th)

## Byron Dinkins #9

Born June 15, 1967 in Charlotte, NC; 6-2/170; With Rockets: 1989-90

Seasons	G	MIN	FGM-A	PCT	3FTM-A	PCT	FTM-A	PCT	Rebounds		AST	PF-D	ST	BL	PTS	AVG	HI	
									OFF	DEF								
HOU - 1	33	362	44-109	.404	1-9	.111	26-30	.867	13	27	40	75	30-0	19	2	115	3.5	12

## North Carolina-Charlotte '89 (Undrafted)

## Jacky Dorsey #44

Born Dec. 18, 1954 in Atlanta, GA; 6-7/230; With Rockets: 1978-79

Seasons	G	MIN	FGM-A	PCT	3FTM-A	PCT	FTM-A	PCT	Rebounds		AST	PF-D	ST	BL	PTS	AVG	HI	
									OFF	DEF								
HOU - 1	20	108	24-43	.558	-	-	8-16	.500	12	11	23	25-0	1	2	56	2.8	8	
Playoffs																		
HOU-1	1	1	0-0	.000	-	-	0-0	.000	0	0	0	0-0	0	0	0	0.0	0	

## Georgia '78 (2nd, 1976, New Orleans, 26th)

## Joey Dorsey #15

Born Dec. 16, 1983 in Baltimore, MD; 6-8/268; With Rockets: 2008-10, 2014-15

Seasons	G	MIN	FGM-A	PCT	3FTM-A	PCT	FTM-A	PCT	Rebounds		AST	PF-D	ST	BL	PTS	AVG	HI	
									OFF	DEF								
HOU - 3	79	914	86-158	.544	0-1	.000	25-85	.294	114	191	305	28	169-1	28	26	197	2.5	8

## Memphis '08 (2nd, 2008, Portland, 33rd)

## Tony Douglas #15

Born March 16, 1986 in Tampa, FL; 6-2/185; With Rockets: 2012-13

Seasons	G	MIN	FGM-A	PCT	3FTM-A	PCT	FTM-A	PCT	Rebounds		AST	PF-D	ST	BL	PTS	AVG	HI	
									OFF	DEF								
HOU - 1	49	913	139-352	.395	61-162	.377	60-68	.882	23	67	90	93	103-0	40	2	399	8.1	22

## Florida State '09 (1st, 2009, L.A. Lakers, 29th)

## Goran Dragic #3

Born May 6, 1986 in Ljubljana, Slovenia; 6-3/190; With Rockets: 2010-12

Seasons	G	MIN	FGM-A	PCT	3FTM-A	PCT	FTM-A	PCT	Rebounds		AST	PF-D	ST	BL	PTS	AVG	HI	
									OFF	DEF								
HOU - 2	88	2130	336-725	.463	96-256	.375	177-226	.783	65	159	224	406	201-1	99	14	945	10.7	26

## Slovenia '08 (2nd, 2008, San Antonio, 45th)

## Bryce Drew #11

Born Sept. 21, 1974 in Baton Rouge, LA; 6-3/185; With Rockets: 1998-2000

Seasons	G	MIN	FGM-A	PCT	3FTM-A	PCT	FTM-A	PCT	Rebounds		AST	PF-D	ST	BL	PTS	AVG	HI	
									OFF	DEF								
HOU - 2	106	1734	205-542	.378	75-212	.354	53-61	.869	26	109	135	214	140-2	53	5	538	5.1	20
Playoffs																		
HOU - 1	1	4	1-1	1.000	0-0	.000	0-2	.000	1	2	3	2	1-0	0	0	2	2.0	2

## Valparaiso '98 (1st, 1998, ROCKETS, 16th)

## Clyde Drexler #22

Born June 22, 1962 in New Orleans, LA; 6-7/222; With Rockets: 1994-98 (#22 retired)

Seasons	G	MIN	FGM-A	PCT	3FTM-A	PCT	FTM-A	PCT	Rebounds		AST	PF-D	ST	BL	PTS	AVG	HI	
									OFF	DEF								
HOU - 4	219	8041	1446-3248	.445	363-1072	.339	900-1146	.785	388	950	1338	1192	586-1	412	125	4155	19.0	43
Playoffs																		
HOU - 4	51	1946	330-749	.441	82-261	.314	206-265	.777	94	238	332	251	157-1	88	29	948	18.6	41

## Houston '83 (1st, 1983, Portland, 14th)

## Mike Dunleavy #31, #10

Born March 21, 1954 in Brooklyn, NY; 6-3/180; With Rockets: 1977-82

Seasons	G	MIN	FGM-A	PCT	3FTM-A	PCT	FTM-A	PCT	Rebounds		AST	PF-D	ST	BL	PTS	AVG	HI	
									OFF	DEF								
HOU - 5	280	5548	896-1869	.479	37-122	.303	512-626	.818	107	352	459	1051	626-5	213	15	2341	8.4	48
Playoffs																		
HOU - 4	30	593	84-188	.447	6-21	.286	43-50	.860	11	40	51	90	78-1	19	1	217	7.2	28

## South Carolina '76 (6th, 1976, Philadelphia, 99th)

## Vincent Edwards #12

Born April 5, 1996 in Middletown, OH; 6-8/225; With Rockets: 2018-19

Seasons	G	MIN	FGM-A	PCT	3FTM-A	PCT	FTM-A	PCT	Rebounds		AST	PF-D	ST	BL	PTS	AVG	HI	
									OFF	DEF								
HOU - 1	2	16	1-4	.250	1-4	.250	0-0	--	1	1	2	0	0-0	0	0	3	1.5	3

## Purdue '18 (2nd, 2018, Utah, 52nd)

## John Egan #21

Born Jan. 31, 1939 in Hartford, CT; 6-0/180; With Rockets: 1970-72

Seasons	G	MIN	FGM-A	PCT	3FTM-A	PCT	FTM-A	PCT	Rebounds		AST	PF-D	ST	BL	PTS	AVG	HI	
									OFF	DEF								
SD/HOU - 2	74	851	69-184	.375	-	-	43-55	.782	-	-	57	105	95-0	-	-	181	2.4	16

## Providence '61 (2nd, 1961, Detroit, 12th)

# Rockets All-Time Roster

## Craig Ehlo #3

Washington State '83 (3rd, 1983, ROCKETS, 48th)

Born Aug. 11, 1961 in Lubbock, TX; 6-7/205; With Rockets: 1983-86

Seasons	G	MIN	FGM-A	PCT	3FTM-A	PCT	FTM-A	PCT	—Rebounds—			AST	PF-D	ST	BL	PTS	AVG	HI
									OFF	DEF	TOT							
HOU - 3	88	451	81-180	.450	3-12	.250	43-60	.717	29	51	80	61	61-0	25	7	208	2.4	14
Playoffs																		
HOU - 2	13	44	9-17	.529	0-1	.000	6-7	.857	1	2	3	6	4-0	4	1	24	1.8	6

## Mario Elie #17

American International '85 (7th, 1985, Milwaukee, 160th)

Born Nov. 26, 1963 in New York, NY; 6-5/250; With Rockets: 1993-98

Seasons	G	MIN	FGM-A	PCT	3FTM-A	PCT	FTM-A	PCT	—Rebounds—			AST	PF-D	ST	BL	PTS	AVG	HI
									OFF	DEF	TOT							
HOU - 5	344	9562	1128-2351	.480	352-970	.363	748-870	.860	224	699	923	1066	690-2	333	51	3356	9.8	26
Playoffs																		
HOU - 5	74	1981	206-452	.456	74-190	.389	144-174	.828	56	137	193	173	164-3	52	11	630	8.5	22

## James Ennis #8

Cal State Long Beach '13 (2nd, 2013, Atlanta, 20th)

Born July 1, 1990 in Ventura, CA; With Rockets: 2018-19

Seasons	G	MIN	FGM-A	PCT	3FTM-A	PCT	FTM-A	PCT	—Rebounds—			AST	PF-D	ST	BL	PTS	AVG	HI
									OFF	DEF	TOT							
HOU - 1	40	949	104-211	.493	44-120	.367	42-58	.724	37	80	117	27	111-0	38	16	2943	7.4	19

## Tyler Ennis #6

Syracuse '14 (1st, 2014, Phoenix, 18th)

Born Aug. 24, 1994 in Brampton, Ontario; 6-3/194; With Rockets 2016-17

Seasons	G	MIN	FGM-A	PCT	3FTM-A	PCT	FTM-A	PCT	—Rebounds—			AST	PF-D	ST	BL	PTS	AVG	HI
									OFF	DEF	TOT							
HOU - 1	31	196	25-64	.391	6-16	.375	2-3	.667	4	15	19	34	29-0	6	0	58	1.9	9

## Kenneth Faried #35

Morehead State '11 (1st, 2011, Denver, 22nd)

Born Nov. 19, 1989 in Newark, NJ; 6-8/220; With Rockets: 2018-19

Seasons	G	MIN	FGM-A	PCT	3FTM-A	PCT	FTM-A	PCT	—Rebounds—			AST	PF-D	ST	BL	PTS	AVG	HI
									OFF	DEF	TOT							
HOU - 1	25	610	131-223	.587	7-20	.350	54-83	.651	82	124	206	18	74-1	15	19	323	12.9	23
Playoffs																		
HOU - 1	6	56	9-13	.692	1-1	1.000	5-6	.833	3	18	21	2	6-0	2	0	24	4.0	11

## Dave Fitl #5

Texas-El Paso '86 (2nd, 1986, ROCKETS, 43rd)

Born June 8, 1962 in Butler, PA; 7-0/240; With Rockets: 1986-87, 1990-91

Seasons	G	MIN	FGM-A	PCT	3FTM-A	PCT	FTM-A	PCT	—Rebounds—			AST	PF-D	ST	BL	PTS	AVG	HI
									OFF	DEF	TOT							
HOU - 2	114	870	140-342	.409	0-4	.000	86-115	.748	68	149	217	30	135-0	12	16	366	3.2	17
Playoffs																		
HOU - 1	6	8	0-0	.000	0-0	.000	2-2	1.000	0	1	1	0	0-0	0	0	2	0.3	2

## Henry Finkel #17

Dayton '66 (2nd, 1966, L.A. Lakers, 17th)

Born April 20, 1942 in Union City, NJ; 7-0/240; With Rockets: 1967-69

Seasons	G	MIN	FGM-A	PCT	3FTM-A	PCT	FTM-A	PCT	—Rebounds—			AST	PF-D	ST	BL	PTS	AVG	HI
									OFF	DEF	TOT							
SD - 2	88	1448	291-603	.483	-	-	162-232	.698	-	-	482	93	228-6	-	-	744	8.5	42
Playoffs																		
SD - 1	2	12	0-3	.000	-	-	0-0	.000	-	-	7	0	3-0	-	-	0	0.0	0

## Eric "Sleepy" Floyd #11, #21

Georgetown '82 (1st, 1982, New Jersey, 13th)

Born March 6, 1960 in Gastonia, NC; 6-3/175; With Rockets: 1987-93

Seasons	G	MIN	FGM-A	PCT	3FTM-A	PCT	FTM-A	PCT	—Rebounds—			AST	PF-D	ST	BL	PTS	AVG	HI
									OFF	DEF	TOT							
HOU - 6	439	11631	1842-4312	.427	312-933	.334	1034-1274	.812	245	859	1104	2363	808-2	470	76	5030	11.5	40
Playoffs																		
HOU - 5	22	587	92-214	.430	16-42	.381	47-63	.746	14	32	46	116	31-0	25	3	247	11.2	42

## Jonny Flynn #9

Syracuse '09 (1st, 2009, Minnesota, 6th)

Born Feb. 6, 1989 in Niagara Falls, NY; 6-0/185; With Rockets: 2011-12

Seasons	G	MIN	FGM-A	PCT	3FTM-A	PCT	FTM-A	PCT	—Rebounds—			AST	PF-D	ST	BL	PTS	AVG	HI
									OFF	DEF	TOT							
HOU - 1	11	135	12-41	.293	2-9	.222	11-14	.786	1	7	8	28	8-0	3	1	37	3.4	8

## Alton Ford #1

Houston '01 (2nd, 2001, Phoenix, 51st)

Born May 29, 1981 in Houston, TX; 6-9/280; With Rockets: 2003-04

Seasons	G	MIN	FGM-A	PCT	3FTM-A	PCT	FTM-A	PCT	—Rebounds—			AST	PF-D	ST	BL	PTS	AVG	HI
									OFF	DEF	TOT							
HOU - 1	9	41	6-11	.545	0-0	.000	3-6	.500	3	8	11	3	9-0	0	1	15	1.7	7

## Phil Ford #1

North Carolina '78 (1st, 1978, Kansas City, 2nd)

Born Feb. 9, 1956 in Rocky Mount, NC; 6-2/186; With Rockets: 1983-85

Seasons	G	MIN	FGM-A	PCT	3FTM-A	PCT	FTM-A	PCT	—Rebounds—			AST	PF-D	ST	BL	PTS	AVG	HI
									OFF	DEF	TOT							
HOU - 2	106	2310	250-517	.484	2-19	.105	114-135	.844	31	133	164	471	276-7	65	9	616	5.8	18

## Courtney Fortson #9

Arkansas '10 (Undrafted)

Born May 23, 1988 in Montgomery, AL; 5-11/185; With Rockets: 2011-12

Seasons	G	MIN	FGM-A	PCT	3FTM-A	PCT	FTM-A	PCT	—Rebounds—			AST	PF-D	ST	BL	PTS	AVG	HI
									OFF	DEF	TOT							
HOU - 1	6	49	6-20	.300	2-9	.222	4-6	.667	2	5	7	5	2-0	3	0	18	3.0	12

# Rockets All-Time Roster

## Richie Frahm #14

Gonzaga '00 (Undrafted)

Born Aug. 14, 1977 in Battle Ground, WA; 6-5/210; With Rockets: 2005-06

Seasons	G	MIN	FGM-A	PCT	3FTM-A	PCT	FTM-A	PCT	Rebounds			AST	PF-D	ST	BL	PTS	AVG	HI
									OFF	DEF	TOT							
HOU - 1	8	117	15-35	.429	8-22	.364	4-5	.800	0	10	10	6	8-0	1	0	42	5.3	16

## Steve Francis #3

Maryland '99 (1st, 1999, Vancouver, 2nd)

Born Feb. 21, 1977 in Silver Spring, MD; 6-3/210; With Rockets: 1999-2004, 2007-09

Seasons	G	MIN	FGM-A	PCT	3FTM-A	PCT	FTM-A	PCT	Rebounds			AST	PF-D	ST	BL	PTS	AVG	HI
									OFF	DEF	TOT							
HOU - 6	384	15024	2507-5829	.430	470-1363	.345	1797-2278	.789	727	1591	2318	2411	1210-17	619	166	7281	19.0	44
Playoffs																		
HOU - 1	5	222	30-70	.429	7-17	.412	29-40	.725	6	36	42	38	18-1	7	1	96	19.2	27

## World B. Free #21

Guilford '75 (2nd, 1975, Philadelphia, 23rd)

Born Dec. 9, 1953 in Atlanta, GA; 6-3/190; With Rockets: 1987-88

Seasons	G	MIN	FGM-A	PCT	3FTM-A	PCT	FTM-A	PCT	Rebounds			AST	PF-D	ST	BL	PTS	AVG	HI
									OFF	DEF	TOT							
HOU - 1	58	682	143-350	.409	8-35	.229	80-100	.800	14	30	44	60	74-2	20	3	374	6.7	37
Playoffs																		
HOU - 1	2	12	0-2	.000	0-1	.000	0-0	.000	1	1	2	1	2-0	0	0	0	0.0	0

## Reece Gaines #4

Louisville '03 (1st, 2003, Orlando, 15th)

Born Jan. 7, 1981 in Madison, WI; 6-6/205; With Rockets: 2004-05

Seasons	G	MIN	FGM-A	PCT	3FTM-A	PCT	FTM-A	PCT	Rebounds			AST	PF-D	ST	BL	PTS	AVG	HI
									OFF	DEF	TOT							
HOU - 1	10	108	10-27	.370	3-12	.250	3-4	.750	0	11	11	3	12-0	3	0	26	2.6	11

## Dave Gambee #20

Oregon State '58 (1st, 1958, St. Louis, 7th)

Born Apr. 16, 1937; 6-6/215; With Rockets

Seasons	G	MIN	FGM-A	PCT	3FTM-A	PCT	FTM-A	PCT	Rebounds			AST	PF-D	ST	BL	PTS	AVG	HI
									OFF	DEF	TOT							
SD - 1	80	1755	375-853	.440	-	-	321-379	.847	0	-	464	93	253-5	-	-	1071	13.4	39

## Francisco Garcia #32

Louisville '03 (1st, 2005, Sacramento, 23rd)

Born Dec. 31, 1980 in Santo Domingo, Dominican Republic; 6-7/195; With Rockets: 2012-14

Seasons	G	MIN	FGM-A	PCT	3FTM-A	PCT	FTM-A	PCT	Rebounds			AST	PF-D	ST	BL	PTS	AVG	HI
									OFF	DEF	TOT							
HOU - 3	87	1602	176-452	.433	475-1319	.360	17-30	.567	25	137	162	98	162-1	50	45	475	5.5	21
Playoffs																		
HOU - 2	8	186	24-56	.429	17-40	.425	6-9	.667	4	18	22	9	24-0	4	5	71	8.9	18

## Winston Garland #22

S.W. Missouri State '87 (2nd, 1987, Milwaukee, 40th)

Born Dec. 19, 1964 in Gary, IN; 6-2/175; With Rockets: 1992-93

Seasons	G	MIN	FGM-A	PCT	3FTM-A	PCT	FTM-A	PCT	Rebounds			AST	PF-D	ST	BL	PTS	AVG	HI
									OFF	DEF	TOT							
HOU - 1	66	1004	152-343	.443	6-13	.462	81-89	.910	32	76	108	138	116-0	39	4	391	5.9	16
Playoffs																		
HOU - 1	12	246	30-74	.405	0-1	.000	17-17	1.000	6	27	33	31	27-1	16	0	77	6.4	14

## Calvin Garrett #00

Oral Roberts '80 (3rd, 1979, Chicago, 47th)

Born July 11, 1956 in Parsons, TN; 6-7/195; With Rockets: 1980-83

Seasons	G	MIN	FGM-A	PCT	3FTM-A	PCT	FTM-A	PCT	Rebounds			AST	PF-D	ST	BL	PTS	AVG	HI
									OFF	DEF	TOT							
HOU - 3	125	2530	297-668	.445	4-14	.286	69-90	.767	115	250	365	211	265-0	82	16	667	5.3	22
Playoffs																		
HOU - 2	14	118	9-22	.409	0-1	.000	7-8	.875	3	12	15	6	10-0	5	1	25	1.8	8

## Dick Gibbs #40

Texas-El Paso '71 (3rd, 1971, Chicago, 49th)

Born Dec. 20, 1948 in Ames, IA; 6-5/210; With Rockets: 1971-73

Seasons	G	MIN	FGM-A	PCT	3FTM-A	PCT	FTM-A	PCT	Rebounds			AST	PF-D	ST	BL	PTS	AVG	HI
									OFF	DEF	TOT							
HOU - 2	65	759	90-266	.338	-	-	55-66	.833	0	-	140	52	128-0	-	-	235	3.7	22

## Dan Godfred #35

Evansville '90 (Undrafted)

Born June 14, 1967 in Stillman Valley, IL; 6-10/250; With Rockets: 1991-92

Seasons	G	MIN	FGM-A	PCT	3FTM-A	PCT	FTM-A	PCT	Rebounds			AST	PF-D	ST	BL	PTS	AVG	HI
									OFF	DEF	TOT							
HOU - 1	1	2	0-0	.000	0-0	.000	0-0	.000	0	0	0	0	0-0	0	0	0	0.0	0

## Eric Gordon #10

Indiana '08 (1st, 2008, L.A. Clippers 7th)

Born Dec. 25, 1988 in Indianapolis, IN; 6-4/215; With Rockets 2016-19

Seasons	G	MIN	FGM-A	PCT	3FTM-A	PCT	FTM-A	PCT	Rebounds			AST	PF-D	ST	BL	PTS	AVG	HI
									OFF	DEF	TOT							
HOU - 3	144	4477	827-1986	.416	464-1289	.366	342-416	.822	54	317	371	342	266-0	92	68	2460	18.0	33
Playoffs																		
HOU - 3	28	907	135-342	.395	70-200	.350	64-79	.810	14	74	88	50	49-0	18	14	404	14.4	27

## Andrew Goudelock #0

College of Charleston '11 (2nd, 2011, L.A. Lakers, 46th)

Born Dec. 7, 1988 in Gainesville, GA; 6-3/200; With Rockets 2015-16

Seasons	G	MIN	FGM-A	PCT	3FTM-A	PCT	FTM-A	PCT	Rebounds			AST	PF-D	ST	BL	PTS	AVG	HI
									OFF	DEF	TOT							
HOU - 1	8	50	9-20	.450	1-9	.111	3-4	.750	1	1	2	4	4-0	6	2	22	2.8	11
Playoffs																		
HOU - 1	2	11	3-6	.500	0-1	.000	0-0	-	0	2	2	0	0-0	0	0	6	3.0	4

# Rockets All-Time Roster

## Stephen Graham #9

Oklahoma State '05 (Undrafted)

Born June 11, 1982 in Wilmington, DE; 6-6/215; With Rockets: 2005-06

Seasons	G	MIN	FGM-A	PCT	3FTM-A	PCT	FTM-A	PCT	Rebounds			AST	PF-D	ST	BL	PTS	AVG	HI
									OFF	DEF	TOT							
HOU -1	6	38	6-16	.375	1-5	.200	4-4	1.000	1	6	7	3	5-0	2	0	17	2.8	9

## Devin Gray #9

Clemson '95 (Undrafted)

Born March 10, 1972 in Baltimore, MD; 6-7/240; With Rockets: 1999-2000

Seasons	G	MIN	FGM-A	PCT	3FTM-A	PCT	FTM-A	PCT	Rebounds			AST	PF-D	ST	BL	PTS	AVG	HI
									OFF	DEF	TOT							
HOU -1	21	124	15-37	.405	0-0	.000	19-29	.655	11	14	25	5	22-0	5	3	49	2.3	6

## Gerald Green #25, #14

Gulf Shores Academy '05 (1st, 2005, Boston, 18th)

Born Jan. 26, 1986 in Houston, TX; 6-8/200; With Rockets: 2007-08, 2017-19

Seasons	G	MIN	FGM-A	PCT	3FTM-A	PCT	FTM-A	PCT	Rebounds			AST	PF-D	ST	BL	PTS	AVG	HI
									OFF	DEF	TOT							
HOU -3	115	2406	402-994	.404	266-739	.360	108-128	.844	47	270	317	65	215-0	57	42	1178	10.2	31
Playoffs																		
HOU -2	28	369	49-134	.366	37-101	.366	11-12	.917	6	56	62	2	39-0	7	10	146	5.2	21

## Johnny Green #24

Michigan State '59 (1st, 1959, New York, 6th)

Born Dec. 8, 1933 in Dayton, OH; 6-6/210; With Rockets: 1967-68

Seasons	G	MIN	FGM-A	PCT	3FTM-A	PCT	FTM-A	PCT	Rebounds			AST	PF-D	ST	BL	PTS	AVG	HI
									OFF	DEF	TOT							
SD -1	42	1073	241-526	.458	-	-	100-212	.472	1	-	423	59	112-3	-	-	582	13.9	35

## Adrian Griffin #7

Seton Hall '96 (Undrafted)

Born July 4, 1974 in Wichita, KS; 6-5/230; With Rockets: 2003-04

Seasons	G	MIN	FGM-A	PCT	3FTM-A	PCT	FTM-A	PCT	Rebounds			AST	PF-D	ST	BL	PTS	AVG	HI
									OFF	DEF	TOT							
HOU -1	19	133	5-18	.278	1-2	.500	0-4	.000	1	18	19	10	17-0	7	2	11	0.6	3

## Eddie Griffin #33

Seton Hall '01 (1st, 2001, New Jersey, 7th)

Born May 30, 1982 in Philadelphia, PA; 6-10/220; With Rockets: 2001-03

Seasons	G	MIN	FGM-A	PCT	3FTM-A	PCT	FTM-A	PCT	Rebounds			AST	PF-D	ST	BL	PTS	AVG	HI
									OFF	DEF	TOT							
HOU -2	150	3786	515-1344	.383	154-465	.331	122-180	.678	255	622	877	139	253-2	69	245	1306	8.7	25

## Matt Guokas #11

St. Joseph's [PA] '66 (1st, 1966, Philadelphia, 9th)

Born Feb. 25, 1944 in Philadelphia, PA; 6-6/195; With Rockets: 1973-74

Seasons	G	MIN	FGM-A	PCT	3FTM-A	PCT	FTM-A	PCT	Rebounds			AST	PF-D	ST	BL	PTS	AVG	HI
									OFF	DEF	TOT							
HOU -1	39	1007	93-203	.458	-	-	21-28	.750	17	43	60	133	73-1	27	14	207	5.3	14

## Jordan Hamilton #5

Texas '11 (1st, 2011, Dallas, 26)

Born October 6, 1990 in Los Angeles, CA; 6-7/220; With Rockets: 2013-14

Seasons	G	MIN	FGM-A	PCT	3FTM-A	PCT	FTM-A	PCT	Rebounds			AST	PF-D	ST	BL	PTS	AVG	HI
									OFF	DEF	TOT							
HOU -1	21	349	48-122	.393	25-69	.362	17-20	.85	9	52	61	18	36-0	13	7	138	6.6	16

## Thomas Hamilton #30

Chicago King H.S. '94 (Undrafted)

Born April 3, 1975 in Chicago, IL; 7-2/330; With Rockets: 1999-2000

Seasons	G	MIN	FGM-A	PCT	3FTM-A	PCT	FTM-A	PCT	Rebounds			AST	PF-D	ST	BL	PTS	AVG	HI
									OFF	DEF	TOT							
HOU -1	22	273	35-79	.443	0-0	.000	12-23	.522	31	59	90	15	25-0	4	14	82	3.7	12

## James Harden #13

Arizona State '09 (1st, 2009, Oklahoma City, 3rd)

Born Aug. 26, 1989 in Bellflower, CA; 6-5/220; With Rockets: 2012-18

Seasons	G	MIN	FGM-A	PCT	3FTM-A	PCT	FTM-A	PCT	Rebounds			AST	PF-D	ST	BL	PTS	AVG	HI
									OFF	DEF	TOT							
HOU -7	545	20233	4659-10520	.443	1705-4687	.364	4809-5584	.861	463	2786	3249	4201	1420-6	955	324	15832	29.0	61
Playoffs																		
HOU -7	73	2787	622-1509	.412	217-673	.322	600-685	.876	59	357	416	510	231-2	147	41	2061	28.2	45

## Montrezl Harrell #35

Louisville '15 (2nd, ROCKETS, 2015, 32nd)

Born Jan. 26, 1994 in Tarboro, North Carolina; 6-8/240; With Rockets 2015-17

Seasons	G	MIN	FGM-A	PCT	3FTM-A	PCT	FTM-A	PCT	Rebounds			AST	PF-D	ST	BL	PTS	AVG	HI
									OFF	DEF	TOT							
HOU -2	97	1442	283-435	.651	1-8	.125	100-167	.599	106	178	284	81	174-1	31	61	667	6.9	29
Playoffs																		
HOU -2	7	33	2-6	.333	0-1	.000	4-8	.500	1	7	8	2	8-0	0	0	8	1.1	3

## Othella Harrington #32

Georgetown '96 (2nd, 1996, ROCKETS, 30th)

Born Jan. 31, 1974 in Jackson, MS; 6-9/235; With Rockets: 1996-99

Seasons	G	MIN	FGM-A	PCT	3FTM-A	PCT	FTM-A	PCT	Rebounds			AST	PF-D	ST	BL	PTS	AVG	HI
									OFF	DEF	TOT							
HOU -3	156	2666	397-774	.513	0-4	.000	229-325	.705	220	431	651	57	327-3	28	74	1023	6.6	23
Playoffs																		
HOU -3	14	80	16-28	.571	0-1	.000	15-21	.714	9	16	25	1	4-0	0	2	47	3.4	12

# Rockets All-Time Roster

## Mike Harris #19, #17, #33

Rice '05 (Undrafted)

Born June 15, 1983 in Hillsboro, TX; 6-6/235; With Rockets: 2007-08, 2009-11

Seasons	G	MIN	FGM-A	PCT	3FTM-A	PCT	FTM-A	PCT	Rebounds		AST	PF-D	ST	BL	PTS	AVG	HI	
									OFF	DEF								
HOU - 3	29	257	40-87	.460	0-3	.000	15-26	.577	35	44	79	7	28-0	10	5	95	3.3	12
Playoffs																		
HOU - 1	3	9	1-2	.500	0-0	.000	1-2	.500	1	1	2	0	0-0	0	0	3	1.0	2

## Steve Harris #20

Tulsa '85 (1st, 1985, ROCKETS, 19th)

Born Oct. 15, 1963 in Kansas City, MO; 6-5/195; With Rockets: 1985-88

Seasons	G	MIN	FGM-A	PCT	3FTM-A	PCT	FTM-A	PCT	Rebounds		AST	PF-D	ST	BL	PTS	AVG	HI	
									OFF	DEF								
HOU - 3	145	1855	388-918	.423	1-14	.071	176-200	.880	108	140	248	167	181-1	66	22	953	6.6	22
Playoffs																		
HOU - 2	24	174	30-72	.417	0-1	.000	7-11	.636	8	9	17	7	18-0	7	3	67	2.8	12

## Isaiah Hartenstein #55

Rio Grande Valley/G League (2nd, 2017, HOUSTON, 43rd)

Born May 5, 1998 in Eugene, OR; With Rockets 2018-19

Seasons	G	MIN	FGM-A	PCT	3FTM-A	PCT	FTM-A	PCT	Rebounds		AST	PF-D	ST	BL	PTS	AVG	HI	
									OFF	DEF								
HOU - 1	28	221	20-41	.488	2-6	.333	11-14	.786	21	26	47	15	56-0	7	12	53	1.9	6
Playoffs																		
HOU - 1	2	2	2-2	1.000	0-0	--	0-0	--	1	0	1	0	1-0	0	0	4	2.0	4

## Steve Hawes #10

Washington '72 (2nd, 1972, Cleveland, 24th)

Born May 26, 1950 in Seattle, WA; 6-9/220; With Rockets: 1974-76

Seasons	G	MIN	FGM-A	PCT	3FTM-A	PCT	FTM-A	PCT	Rebounds		AST	PF-D	ST	BL	PTS	AVG	HI	
									OFF	DEF								
HOU - 2	61	948	145-292	.497	-	-	45-55	.818	85	208	293	98	105-1	36	36	335	5.5	20
Playoffs																		
HOU - 1	8	128	18-38	.474	-	-	8-9	.889	3	26	29	13	11-0	3	3	44	5.5	12

## Juaquin Hawkins #1

Long Beach State '96 (Undrafted)

Born July 2, 1973 in Gardina, CA; 6-7/220 pounds; With Rockets: 2002-03

Seasons	G	MIN	FGM-A	PCT	3FTM-A	PCT	FTM-A	PCT	Rebounds		AST	PF-D	ST	BL	PTS	AVG	HI	
									OFF	DEF								
HOU - 1	58	685	57-148	.385	10-24	.417	10-20	.500	16	62	78	47	57-0	29	6	134	2.3	14

## Chuck Hayes #44

Kentucky '05 (Undrafted)

Born June 11, 1983 in San Leandro, CA; 6-6/238; With Rockets: 2005-11, 2015

Seasons	G	MIN	FGM-A	PCT	3FTM-A	PCT	FTM-A	PCT	Rebounds		AST	PF-D	ST	BL	PTS	AVG	HI	
									OFF	DEF								
HOU - 7	426	8558	812-1568	.518	0-10	.000	234-387	.605	847	1602	2449	537	1128-5	367	186	1858	4.4	21
Playoffs																		
HOU - 3	26	478	29-49	.592	0-5	.000	2-5	.400	34	78	112	18	67-0	25	11	60	2.3	12

## Elvin Hayes #11, #44

Houston '68 (1st, 1968, ROCKETS, 1st)

Born Nov. 17, 1945 in Rayville, LA; 6-9/235; With Rockets: 1968-72, 1981-84

Seasons	G	MIN	FGM-A	PCT	3FTM-A	PCT	FTM-A	PCT	Rebounds		AST	PF-D	ST	BL	PTS	AVG	HI	
									OFF	DEF								
SD/HOU - 7	572	20782	4725-10614	.445	2-11	.182	2310-3500	.660	-	-	6974	1104	1636-16	128	213	11762	20.6	54
Playoffs																		
SD/HOU - 2	9	402	77-164	.470	0-0	.000	43-68	.632	-	-	113	8	33-0	2	10	197	21.9	31

## Luther Head #2

Illinois '05 (1st, 2005, ROCKETS, 24th)

Born Nov. 26, 1982 in Chicago, IL; 6-3/185; With Rockets: 2005-09

Seasons	G	MIN	FGM-A	PCT	3FTM-A	PCT	FTM-A	PCT	Rebounds		AST	PF-D	ST	BL	PTS	AVG	HI	
									OFF	DEF								
HOU - 4	255	6222	805-1908	.422	383-977	.392	249-325	.766	85	595	680	582	392-3	215	24	2242	8.8	30
Playoffs																		
HOU - 2	12	185	12-50	.240	6-29	.207	6-10	.600	3	18	21	12	19-1	5	3	36	3.0	8

## Alvin Hegg #55

Texas '89 (Undrafted)

Born on Dec. 12, 1967 in Jacksonville, FL; 6-8/225; With Rockets 1995-96

Seasons	G	MIN	FGM-A	PCT	3FTM-A	PCT	FTM-A	PCT	Rebounds		AST	PF-D	ST	BL	PTS	AVG	HI	
									OFF	DEF								
HOU - 1	4	14	3-5	.600	0-0	.000	2-3	.667	1	1	2	0	0-0	0	0	8	2.0	7

## Gerald Henderson #9

Virginia Commonwealth '78 (3rd, 1978, San Antonio, 64th)

Born Jan. 16, 1956 in Richmond, VA; 6-2/180; With Rockets: 1991-92

Seasons	G	MIN	FGM-A	PCT	3FTM-A	PCT	FTM-A	PCT	Rebounds		AST	PF-D	ST	BL	PTS	AVG	HI	
									OFF	DEF								
HOU - 1	8	34	4-11	.364	0-3	.000	4-6	.667	1	1	2	5	4-0	0	0	12	1.5	6

## Tom Henderson #6

Hawaii '74 (1st, 1974, Atlanta, 7th)

Born Jan. 26, 1952 in Newberry, SC; 6-3/190; With Rockets: 1979-83

Seasons	G	MIN	FGM-A	PCT	3FTM-A	PCT	FTM-A	PCT	Rebounds		AST	PF-D	ST	BL	PTS	AVG	HI	
									OFF	DEF								
HOU - 4	258	5472	581-1321	.440	0-9	.000	284-379	.749	115	307	422	1025	395-2	200	17	1446	5.6	19
Playoffs																		
HOU - 3	31	886	86-194	.443	0-2	.000	39-47	.830	24	55	79	155	63-0	24	5	211	6.8	16

# Rockets All-Time Roster

## Conner Henry #4

UC-Santa Barbara '86 (4th, 1986, ROCKETS, 89th)

Born July 21, 1963 in Claremont, CA; 6-7/195; With Rockets: 1986-87

Seasons	G	MIN	FGM-A	PCT	3FTM-A	PCT	FTM-A	PCT	Rebounds			AST	PF-D	ST	BL	PTS	AVG	HI
									OFF	DEF	TOT							
HOU -1	18	92	8-33	.242	1-11	.091	7-10	.700	0	7	7	8	7-0	3	0	24	1.3	5

## Carl Herrera #7

Houston '90 (2nd, 1990, Miami, 30th)

Born Dec. 14, 1966 in Trinidad; 6-9/225; With Rockets: 1991-95

Seasons	G	MIN	FGM-A	PCT	3FTM-A	PCT	FTM-A	PCT	Rebounds			AST	PF-D	ST	BL	PTS	AVG	HI
									OFF	DEF	TOT							
HOU -4	260	4989	636-1242	.512	0-5	.000	292-434	.673	380	736	1116	169	545-1	135	124	1564	6.0	22
Playoffs																		
HOU -3	29	449	54-116	.466	0-2	.000	25-36	.694	30	60	90	11	73-2	8	5	133	4.6	12

## Phil Hicks #33

Tulane '76 (2nd, 1976, ROCKETS, 27th)

Born Jan. 31, 1953 in Chicago, IL; 6-7/205; With Rockets: 1976-77

Seasons	G	MIN	FGM-A	PCT	3FTM-A	PCT	FTM-A	PCT	Rebounds			AST	PF-D	ST	BL	PTS	AVG	HI
									OFF	DEF	TOT							
HOU -1	2	7	0-2	.000	-	-	0-0	.000	1	0	1	1	1-0	0	0	0	0.0	0

## Jordan Hill #27

Arizona '09 (1st, 2009, New York, 8th)

Born July 27, 1987 in Newberry, SC; 6-10/235; With Rockets: 2009-12

Seasons	G	MIN	FGM-A	PCT	3FTM-A	PCT	FTM-A	PCT	Rebounds			AST	PF-D	ST	BL	PTS	AVG	HI
									OFF	DEF	TOT							
HOU -3	127	1966	299-596	.502	0-5	.000	116-171	.678	219	356	575	56	272-1	27	85	714	5.6	16

## Lionel Hollins #9

Arizona State '75 (1st, 1975, Portland, 6th)

Born Oct. 19, 1953 in Arkansas City, KS; 6-3/185; With Rockets: 1984-85

Seasons	G	MIN	FGM-A	PCT	3FTM-A	PCT	FTM-A	PCT	Rebounds			AST	PF-D	ST	BL	PTS	AVG	HI
									OFF	DEF	TOT							
HOU -1	80	1950	249-540	.461	3-13	.231	108-136	.794	33	140	173	417	187-1	78	10	609	7.6	23
Playoffs																		
HOU -1	5	94	8-26	.308	0-0	.000	1-1	1.000	1	8	9	18	16-1	4	0	17	3.4	6

## Robert Horry #25

Alabama '92 (1st, 1992, ROCKETS, 11th)

Born Aug. 25, 1970 in Hartford, MD; 6-10/225; With Rockets: 1992-96

Seasons	G	MIN	FGM-A	PCT	3FTM-A	PCT	FTM-A	PCT	Rebounds			AST	PF-D	ST	BL	PTS	AVG	HI
									OFF	DEF	TOT							
HOU -4	295	9408	1185-2653	.447	284-798	.356	455-613	.742	419	1149	1568	919	754-4	409	343	3109	10.5	40
Playoffs																		
HOU -4	65	2301	275-627	.439	108-282	.383	127-179	.709	109	306	415	220	196-4	106	75	785	12.1	24

## Danuel House Jr. #4

Texas A&M '2016 (Undrafted)

Born June 7, 1993 in Houston, TX; 6-7/220; With Rockets: 2018-19

Seasons	G	MIN	FGM-A	PCT	3FTM-A	PCT	FTM-A	PCT	Rebounds			AST	PF-D	ST	BL	PTS	AVG	HI
									OFF	DEF	TOT							
HOU -1	39	979	118-252	.468	74-178	.416	56-71	.789	25	115	140	40	80-0	21	11	366	9.4	19
Playoffs																		
HOU -1	7	141	11-37	.297	8-31	.258	4-8	.500	2	20	22	1	11-0	3	2	34	4.9	11

## Dwight Howard #12

SW Atlanta Christian Academy '04 (1st, 2004, ORLANDO, 1st)

Born Dec. 8, 1985 in Atlanta, GA; 6-11/265; With Rockets: 2013-16

Seasons	G	MIN	FGM-A	PCT	3FTM-A	PCT	FTM-A	PCT	Rebounds			AST	PF-D	ST	BL	PTS	AVG	HI
									OFF	DEF	TOT							
HOU -3	183	5899	1096-1823	.601	3-15	.200	724-1383	.523	579	1553	2132	279	596-6	157	294	2919	16.0	35
Playoffs																		
HOU -3	28	985	189-336	.563	0-1	.000	122-267	.457	115	275	390	39	106-3	31	63	500	17.9	32

## Juwan Howard #5

Michigan '94 (1st, 1994, Washington, 5th)

Born Feb. 7, 1973 in Chicago, IL; 6-9/253; With Rockets: 2004-07

Seasons	G	MIN	FGM-A	PCT	3FTM-A	PCT	FTM-A	PCT	Rebounds			AST	PF-D	ST	BL	PTS	AVG	HI
									OFF	DEF	TOT							
HOU -3	221	6284	947-2065	.459	0-5	.000	406-494	.822	432	919	1351	337	583-3	110	21	2300	10.4	31
Playoffs																		
HOU -1	7	157	14-35	.400	0-0	.000	7-11	.636	10	21	31	7	10-0	5	0	35	5.0	12

## R.J. Hunter #2, #6

Georgia State '15 (1st, 2015, Boston 28th)

Born Oct. 24, 1993 in Oxford, OH; 6-5/185; With Rockets: 2018

Seasons	G	MIN	FGM-A	PCT	3FTM-A	PCT	FTM-A	PCT	Rebounds			AST	PF-D	ST	BL	PTS	AVG	HI
									OFF	DEF	TOT							
HOU -21	5	45	7-20	.350	3-14	.214	2-2	1.000	0	5	5	3	7-0	3	0	19	3.8	19

## Aaron Jackson #5

Duquesne '09 (Undrafted)

Born June 30, 1985 in Hartford, CT; 6-4/185; With Rockets: 2018

Seasons	G	MIN	FGM-A	PCT	3FTM-A	PCT	FTM-A	PCT	Rebounds			AST	PF-D	ST	BL	PTS	AVG	HI
									OFF	DEF	TOT							
HOU -1	1	35	3-9	.333	1-4	.250	1-2	.500	2	1	3	1	4-0	0	0	8	8.0	8
Playoffs																		
HOU -1	7	17	2-4	.500	0-2	.000	1-2	.500	2	2	4	2	2-0	0	0	5	0.7	4

## Bobby Jackson #8

Minnesota '97 (1st, 1997, Seattle, 23rd)

Born March 13, 1973 in East Spencer, NC; 6-1/185; With Rockets: 2007-08

Seasons	G	MIN	FGM-A	PCT	3FTM-A	PCT	FTM-A	PCT	Rebounds			AST	PF-D	ST	BL	PTS	AVG	HI
									OFF	DEF	TOT							
HOU -1	26	498	88-210	.419	28-82	.341	24-32	.750	10	61	71	63	37-0	13	2	228	8.8	19
Playoffs																		
HOU -1	6	138	20-70	.286	5-24	.208	7-11	.636	2	8	10	9	11-0	5	0	52	8.7	18



# Rockets All-Time Roster

## Demetrius Jackson #11

Notre Dame '16 (2nd, 2016, Boston, 45th)

Born Sept. 7, 1994 in South Bend, IN; 6-1/201; With Rockets: 2017-18

Seasons	G	MIN	FGM-A	PCT	3FTM-A	PCT	FTM-A	PCT	Rebounds			AST	PF-D	ST	BL	PTS	AVG	HI
									OFF	DEF	TOT							
HOU - 1	12	63	4-14	.286	0-6	.000	0-0	-	4	7	11	5	6-0	4	1	8	0.7	4

## Jaren Jackson #12

Georgetown '89 (Undrafted)

Born on Oct. 27, 1967 in New Orleans, LA; 6-6/200; With Rockets 1995-96

Seasons	G	MIN	FGM-A	PCT	3FTM-A	PCT	FTM-A	PCT	Rebounds			AST	PF-D	ST	BL	PTS	AVG	HI
									OFF	DEF	TOT							
HOU - 1	4	33	0-8	.000	0-5	.000	8-10	.800	0	3	3	0	5-0	1	0	8	2.0	7

## Jim Jackson #21

Ohio State '92 (1st, 1992, Dallas, 4th)

Born Oct. 14, 1970 in Toledo, OH; 6-6/220; With Rockets: 2003-05

Seasons	G	MIN	FGM-A	PCT	3FTM-A	PCT	FTM-A	PCT	Rebounds			AST	PF-D	ST	BL	PTS	AVG	HI
									OFF	DEF	TOT							
HOU - 2	104	4109	500-1163	.423	216-552	.391	137-160	.856	62	540	602	312	294-2	109	24	1353	13.0	28
Playoffs																		
HOU - 1	5	221	29-73	.397	8-29	.276	8-12	.667	3	49	52	10	9-0	5	1	74	14.8	19

## Mark Jackson #31

St. John's '87 (1st, 1987, New York, 18th)

Born Apr. 1, 1965 in Brooklyn NY; 6-3/205; With Rockets: 2003-04

Seasons	G	MIN	FGM-A	PCT	3FTM-A	PCT	FTM-A	PCT	Rebounds			AST	PF-D	ST	BL	PTS	AVG	HI
									OFF	DEF	TOT							
HOU - 1	42	577	34-100	.340	7-41	.171	28-39	.718	10	60	70	119	41-0	17	1	103	2.5	25
Playoffs																		
HOU - 1	5	38	1-6	.167	0-3	.000	0-0	.000	0	3	3	5	1-0	2	0	2	0.4	2

## Dave Jamerson #32

Ohio '90 (1st, 1990, Miami, 15th)

Born Aug. 13, 1967 in Stow, OH; 6-5/192; With Rockets: 1990-92

Seasons	G	MIN	FGM-A	PCT	3FTM-A	PCT	FTM-A	PCT	Rebounds			AST	PF-D	ST	BL	PTS	AVG	HI
									OFF	DEF	TOT							
HOU - 2	85	580	122-304	.401	13-47	.277	47-54	.870	31	42	73	60	63-0	23	1	304	3.6	16
Playoffs																		
HOU - 1	2	21	5-13	.385	0-1	.000	6-6	1.000	1	2	3	4	4-0	1	0	16	8.0	12

## Henry James #21

St. Mary's [TX] '88 (Undrafted)

Born on July 29, 1965 in Centerville, AL; 6-8/220; With Rockets: 1995-96

Seasons	G	MIN	FGM-A	PCT	3FTM-A	PCT	FTM-A	PCT	Rebounds			AST	PF-D	ST	BL	PTS	AVG	HI
									OFF	DEF	TOT							
HOU - 1	7	58	10-24	.417	5-15	.333	5-5	1.000	3	3	6	2	13-0	0	0	30	4.3	16

## Mike James #13, #7

Duquesne '98 (Undrafted)

Born June 23, 1975 in Amityville, NY; 6-2/188; With Rockets: 2004-05, 2007-08

Seasons	G	MIN	FGM-A	PCT	3FTM-A	PCT	FTM-A	PCT	Rebounds			AST	PF-D	ST	BL	PTS	AVG	HI
									OFF	DEF	TOT							
HOU - 2	60	1229	205-517	.397	66-181	.365	75-97	.773	23	115	138	132	104-0	42	4	551	9.2	26
Playoffs																		
HOU - 1	7	171	29-62	.468	0-9	.000	23-24	.958	2	11	13	16	17-0	6	2	81	11.6	22

## Jared Jeffries #20

Indiana '02 (1st, 2002, Washington, 11th)

Born Nov. 25, 1981 in Bloomington, IN; 6-11/240; With Rockets: 2009-11

Seasons	G	MIN	FGM-A	PCT	3FTM-A	PCT	FTM-A	PCT	Rebounds			AST	PF-D	ST	BL	PTS	AVG	HI
									OFF	DEF	TOT							
HOU - 2	36	470	47-120	.392	2-15	.133	19-37	.514	51	49	100	29	67-0	16	16	115	3.2	12

## Chris Jent #21

Ohio State '92 (Undrafted)

Born January 11, 1970 in Orange, CA; 6-7/222; With Rockets: 1993-94

Seasons	G	MIN	FGM-A	PCT	3FTM-A	PCT	FTM-A	PCT	Rebounds			AST	PF-D	ST	BL	PTS	AVG	HI
									OFF	DEF	TOT							
HOU - 1	3	78	13-26	.500	4-11	.364	1-2	.500	4	11	15	7	13-1	0	0	31	10.3	15
Playoffs																		
HOU - 1	11	62	5-20	.250	3-13	.231	0-0	.000	1	8	9	7	7-0	2	0	13	1.2	6

## Alfonso "Buck" Johnson #1

Alabama '86 (1st, 1986, ROCKETS, 20th)

Born Jan. 3, 1964 in Birmingham, AL; 6-7/200; With Rockets: 1986-92

Seasons	G	MIN	FGM-A	PCT	3FTM-A	PCT	FTM-A	PCT	Rebounds			AST	PF-D	ST	BL	PTS	AVG	HI
									OFF	DEF	TOT							
HOU - 6	432	10562	1729-3539	.489	7-59	.119	674-912	.739	545	1020	1565	767	1216-19	368	234	4139	9.6	32
Playoffs																		
HOU - 5	20	382	53-125	.424	0-2	.000	24-33	.727	20	28	48	29	46-0	12	5	130	6.5	16

## Avery Johnson #6

Southern '88 (Undrafted)

Born March 25, 1965 in New Orleans, LA; 5-11/180; With Rockets: 1991-92

Seasons	G	MIN	FGM-A	PCT	3FTM-A	PCT	FTM-A	PCT	Rebounds			AST	PF-D	ST	BL	PTS	AVG	HI
									OFF	DEF	TOT							
HOU - 1	49	772	103-222	.464	3-10	.300	42-69	.609	8	37	45	166	46-0	40	6	251	5.1	22

## Eddie Johnson #8

Illinois '81 (2nd, 1981, Kansas City, 29th)

Born May 1, 1959 in Chicago, IL; 6-7/215; With Rockets: 1996-99

Seasons	G	MIN	FGM-A	PCT	3FTM-A	PCT	FTM-A	PCT	Rebounds			AST	PF-D	ST	BL	PTS	AVG	HI
									OFF	DEF	TOT							
HOU - 2	102	2115	334-783	.427	106-302	.351	148-177	.836	74	179	253	124	140-0	42	4	922	9.0	37
Playoffs																		
HOU - 2	21	373	57-144	.396	17-57	.298	30-32	.938	19	25	44	11	27-0	5	0	161	7.7	31

# Rockets All-Time Roster

## Frank Johnson #15

Born Nov. 23, 1958 in Weirsdale, FL; 6-3/185; With Rockets: 1988-89

Seasons	G	MIN	FGM-A	PCT	3FTM-A	PCT	FTM-A	PCT	Rebounds			AST	PF-D	ST	BL	PTS	AVG	HI
									OFF	DEF	TOT							
HOU -1	67	879	109-246	.443	1-6	.167	75-93	.806	22	57	79	181	91-0	42	0	294	4.4	17
Playoffs																		
HOU -1	4	36	2-6	.333	0-1	.000	6-10	.600	1	4	5	7	3-0	1	0	10	2.5	6

## Wake Forest '81 (1st, 1981, Washington, 11th)

## George E. Johnson #16, #6

Born June 19, 1947 in Harleton, TX; 6-11/255; With Rockets: 1972-74

Seasons	G	MIN	FGM-A	PCT	3FTM-A	PCT	FTM-A	PCT	Rebounds			AST	PF-D	ST	BL	PTS	AVG	HI
									OFF	DEF	TOT							
HOU -2	45	407	43-90	.478	-	-	11-21	.524	-	-	106	12	79-1	-	-	97	2.2	8

## Stephen F. Austin '70 (1st, 1970, Baltimore, 9th)

## Joe Johnson #7

Born June 29, 1981 in Little Rock, AK; 6-7/240; With Rockets: 2018

Seasons	G	MIN	FGM-A	PCT	3FTM-A	PCT	FTM-A	PCT	Rebounds			AST	PF-D	ST	BL	PTS	AVG	HI
									OFF	DEF	TOT							
HOU -1	23	505	51-134	.381	17-61	.279	20-21	.952	2	63	65	38	35-0	6	1	139	6.0	16
Playoffs																		
HOU -1	8	54	6-17	.353	0-3	.000	0-0		0	10	10	3	4-0	0	1	12	1.5	4

## Arkansas '01 (1st, 2001, Boston, 10th)

## John Johnson #34, #27

Born Oct. 18, 1947 in Carthage, MS; 6-7/200; With Rockets: 1975-78

Seasons	G	MIN	FGM-A	PCT	3FTM-A	PCT	FTM-A	PCT	Rebounds			AST	PF-D	ST	BL	PTS	AVG	HI
									OFF	DEF	TOT							
HOU -3	147	3234	595-1309	.455	-	-	193-263	.734	158	403	561	361	365-1	97	52	1383	9.4	30
Playoffs																		
HOU -1	12	146	24-61	.393	-	-	10-15	.667	7	22	29	9	20-0	4	0	58	4.8	13

## Iowa '70 (1st, 1970, Cleveland, 7th)

## Lee Johnson #1

Born June 16, 1957 in Plummerville, AR; 6-11/210; With Rockets: 1980-81

Seasons	G	MIN	FGM-A	PCT	3FTM-A	PCT	FTM-A	PCT	Rebounds			AST	PF-D	ST	BL	PTS	AVG	HI
									OFF	DEF	TOT							
HOU -1	10	80	7-23	.304	0-0	.000	3-5	.600	6	14	20	1	17-0	0	5	17	1.7	6

## East Texas State '79 (1st, 1979, ROCKETS, 17th)

## Nick Johnson #3

Born Dec. 22, 1992 in Tempe, AZ; 6-3/200; With Rockets: 2014-15.

Seasons	G	MIN	FGM-A	PCT	3FTM-A	PCT	FTM-A	PCT	Rebounds			AST	PF-D	ST	BL	PTS	AVG	HI
									OFF	DEF	TOT							
HOU -1	28	262	26-75	.347	5-21	.238	17-25	.680	13	26	39	11	34-0	7	3	74	2.6	8
Playoffs																		
HOU -1	9	49	4-17	.235	1-7	.143	3-3	1.000	1	3	4	4	7-0	0	1	12	1.3	10

## Arizona '14 (2nd, 2014, ROCKETS, 42nd)

## Bobby Jones #15

Born Jan. 9, 1984 in Compton, CA; 6-7/215; With Rockets: 2007-08

Seasons	G	MIN	FGM-A	PCT	3FTM-A	PCT	FTM-A	PCT	Rebounds			AST	PF-D	ST	BL	PTS	AVG	HI
									OFF	DEF	TOT							
HOU -1	4	9	2-4	.500	0-0	.000	0-0	.000	0	1	1	0	3-0	1	0	4	1.0	2

## Washington '06 (2nd, 2006, Minnesota, 37th)

## Caldwell Jones #27

Born Aug. 4, 1950 in McGehee, AR; 6-11/225; With Rockets: 1982-84

Seasons	G	MIN	FGM-A	PCT	3FTM-A	PCT	FTM-A	PCT	Rebounds			AST	PF-D	ST	BL	PTS	AVG	HI
									OFF	DEF	TOT							
HOU -2	163	4946	625-1310	.477	1-5	.200	326-402	.811	390	860	1250	294	613-9	92	211	1577	9.7	29

## Albany State [GA] '73 (2nd, 1973, Philadelphia, 32nd)

## Charles Jones #27

Born April 3, 1957 in McGehee, AR; 6-9/235; With Rockets: 1994-98

Seasons	G	MIN	FGM-A	PCT	3FTM-A	PCT	FTM-A	PCT	Rebounds			AST	PF-D	ST	BL	PTS	AVG	HI
									OFF	DEF	TOT							
HOU -4	85	553	16-37	.432	0-0	.000	6-17	.353	47	71	118	20	82-0	8	35	38	0.4	3
Playoffs																		
HOU -4	27	258	5-14	.357	0-1	.000	6-14	.429	13	35	48	2	59-0	4	10	16	0.6	6

## Albany State [GA] '79 (8th, 1979, Phoenix, 165th)

## Dwight Jones #13

Born Feb. 27, 1952 in Houston, TX; 6-10/210; With Rockets: 1976-80

Seasons	G	MIN	FGM-A	PCT	3FTM-A	PCT	FTM-A	PCT	Rebounds			AST	PF-D	ST	BL	PTS	AVG	HI
									OFF	DEF	TOT							
HOU -4	258	5208	744-1629	.457	0-0	.000	405-527	.769	454	871	1325	225	692-4	153	89	1893	7.4	25
Playoffs																		
HOU -2	14	279	35-76	.461	0-0	.000	24-29	.828	17	46	63	18	35-2	9	7	94	6.7	18

## Houston '73 (1st, 1973, Atlanta, 9th)

## Major Jones #11

Born July 9, 1953 in McGehee, AR; 6-9/225; With Rockets: 1979-84

Seasons	G	MIN	FGM-A	PCT	3FTM-A	PCT	FTM-A	PCT	Rebounds			AST	PF-D	ST	BL	PTS	AVG	HI
									OFF	DEF	TOT							
HOU -5	327	4645	630-1298	.485	1-9	.111	253-437	.579	470	725	1195	200	565-0	124	155	1514	4.6	21
Playoffs																		
HOU -2	18	158	21-39	.539	0-0	.000	8-14	.571	15	25	40	9	23-0	3	4	50	2.8	11

## Albany State [GA] '76 (2nd, 1976, Portland, 20th)

## Nick Jones #12

Born March 28, 1945; 6-2/190; With Rockets: 1967-68

Seasons	G	MIN	FGM-A	PCT	3FTM-A	PCT	FTM-A	PCT	Rebounds			AST	PF-D	ST	BL	PTS	AVG	HI
									OFF	DEF	TOT							
SD -1	42	603	86-232	.371	-	-	55-69	.797	-	-	67	89	84-0	-	-	227	5.4	15

## Oregon '67 (3rd, 1967, ROCKETS, 31st)

History

# Rockets All-Time Roster

## Robin Jones #34

St. Louis '75 (Undrafted)

Born Feb. 2, 1954 in St. Louis, MO; 6-9/225; With Rockets: 1977-78

Seasons	G	MIN	FGM-A	PCT	3FTM-A	PCT	FTM-A	PCT	Rebounds			AST	PF-D	ST	BL	PTS	AVG	HI
									OFF	DEF	TOT							
HOU - 1	12	66	11-20	.550	-	-	4-10	400	5	9	14	2	16-0	1	1	26	2.2	6

## Terrence Jones #6, #9

Kentucky '12 (1st, 2012, ROCKETS, 18th)

Born Jan. 9, 1992 in Portland, OR; 6-9/252; With Rockets: 2012-16; 2019

Seasons	G	MIN	FGM-A	PCT	3FTM-A	PCT	FTM-A	PCT	Rebounds			AST	PF-D	ST	BL	PTS	AVG	HI
									OFF	DEF	TOT							
HOU - 5	180	4292	754-1476	.511	74-238	.311	265-423	.626	330	698	1028	179	325-0	106	216	1847	10.3	36
Playoffs																		
HOU - 4	17	401	67-159	.421	3-19	.158	36-54	.667	29	52	81	17	31-0	8	12	173	9.1	19

## Eugene "Goo" Kennedy #30

Texas Christian '71 (9th, 1971, Portland, 139th)

Born Aug. 23, 1949 in Charlotte, NC; 6-5/215; With Rockets: 1976-77

Seasons	G	MIN	FGM-A	PCT	3FTM-A	PCT	FTM-A	PCT	Rebounds			AST	PF-D	ST	BL	PTS	AVG	HI
									OFF	DEF	TOT							
HOU - 1	32	277	31-58	.534	-	-	3-8	.375	14	37	51	6	45-1	7	5	65	2.0	10
Playoffs																		
HOU - 1	6	35	5-10	.500	-	-	2-2	1.000	4	8	12	0	6-0	0	0	12	2.0	6

## Toby Kimball #7

Connecticut '65 (3rd, 1965, Boston, 20th)

Born Sept. 7, 1942 in Framingham, MS; 6-8/225; With Rockets: 1967-71

Seasons	G	MIN	FGM-A	PCT	3FTM-A	PCT	FTM-A	PCT	Rebounds			AST	PF-D	ST	BL	PTS	AVG	HI
									OFF	DEF	TOT							
SD - 4	314	6921	922-2226	.414	-	-	456-849	.537	-	-	2643	394	804-11	-	-	2300	7.3	23
Playoffs																		
SD - 1	6	197	23-53	.434	-	-	13-25	.520	-	-	74	4	17-0	-	-	59	9.8	16

## Brandin Knight #10

Pittsburgh '03 (Undrafted)

Born Dec. 16, 1981 in Livingston, NJ; 6-0/190; With Rockets: 2004-05

Seasons	G	MIN	FGM-A	PCT	3FTM-A	PCT	FTM-A	PCT	Rebounds			AST	PF-D	ST	BL	PTS	AVG	HI
									OFF	DEF	TOT							
HOU - 1	1	3	0-1	.000	0-0	.000	0-0	.000	0	0	0	1	0-0	0	0	0	0.0	0

## Brandon Knight #10

Kentucky '11 (1st, 2011, Detroit, 8th)

Born Dec. 2, 1991 in Miami, FL; 6-3/195; With Rockets: 2018-19

Seasons	G	MIN	FGM-A	PCT	3FTM-A	PCT	FTM-A	PCT	Rebounds			AST	PF-D	ST	BL	PTS	AVG	HI
									OFF	DEF	TOT							
HOU - 1	12	118	11-47	.234	5-32	.156	9-11	.818	1	8	9	9	14-0	2	0	36	3.0	12

## Don Kojis #44

Marquette '61 (2nd, 1961, Chicago, 21st)

Born July 15, 1939 in Milwaukee, WI; 6-6/202; With Rockets: 1967-70;

Seasons	G	MIN	FGM-A	PCT	3FTM-A	PCT	FTM-A	PCT	Rebounds			AST	PF-D	ST	BL	PTS	AVG	HI
									OFF	DEF	TOT							
SD - 3	206	7256	1555-3527	.441	-	-	927-1250	.742	-	-	1874	468	697-12	-	-	4037	19.6	42
Playoffs																		
SD - 1	6	232	48-109	.440	-	-	25-31	.806	-	-	51	21	22-1	-	-	121	20.2	26

## Kevin Kunnert #20, #44

Iowa '73 (1st, 1973, Chicago, 12th)

Born Nov. 11, 1951 in Dubuque, IA; 7-0/231; With Rockets: 1973-78

Seasons	G	MIN	FGM-A	PCT	3FTM-A	PCT	FTM-A	PCT	Rebounds			AST	PF-D	ST	BL	PTS	AVG	HI
									OFF	DEF	TOT							
HOU - 5	341	8699	1568-3271	.479	-	-	414-603	.687	993	1898	2891	532	1282-47	175	413	3550	10.4	31
Playoffs																		
HOU - 2	20	572	86-185	.465	-	-	29-49	.592	59	108	167	26	88-3	6	21	201	10.1	21

## C.J. Kupec #25

Michigan '75 (4th, 1975, L.A. Lakers, 56th)

Born Jan. 16, 1953 in Oaklawn, IL; 6-8/220; With Rockets: 1977-78

Seasons	G	MIN	FGM-A	PCT	3FTM-A	PCT	FTM-A	PCT	Rebounds			AST	PF-D	ST	BL	PTS	AVG	HI
									OFF	DEF	TOT							
HOU - 1	49	626	84-197	.426	-	-	27-33	.818	27	64	91	50	54-0	10	3	195	4.0	14

## Maciej Lampe #30

Poland '03 (2nd, 2003, New York, 30th)

Born Feb. 5, 1985 in Lodz, Poland; 6-11/275; With Rockets: 2005-06

Seasons	G	MIN	FGM-A	PCT	3FTM-A	PCT	FTM-A	PCT	Rebounds			AST	PF-D	ST	BL	PTS	AVG	HI
									OFF	DEF	TOT							
HOU - 1	4	12	2-7	.286	0-0	.000	0-2	.000	3	2	5	0	0-0	0	0	4	1.0	2

## Carl Landry #14

Purdue '07 (2nd, 2007, Seattle, 31st)

Born Sept. 19, 1983 in Milwaukee, WI; 6-9/248; With Rockets: 2007-10

Seasons	G	MIN	FGM-A	PCT	3FTM-A	PCT	FTM-A	PCT	Rebounds			AST	PF-D	ST	BL	PTS	AVG	HI
									OFF	DEF	TOT							
HOU - 3	163	3593	677-1189	.569	1-4	.250	464-582	.797	342	494	836	100	410-3	71	84	1819	11.2	31
Playoffs																		
HOU - 2	19	346	50-96	.521	0-2	.000	31-49	.633	31	48	79	3	35-0	11	8	131	6.9	21

## Dan Langhi #14

Vanderbilt '00 (2nd, 2000, Dallas, 31st)

Born Nov. 28, 1977 in Chicago, IL; 6-11/220; With Rockets: 2000-02

Seasons	G	MIN	FGM-A	PCT	3FTM-A	PCT	FTM-A	PCT	Rebounds			AST	PF-D	ST	BL	PTS	AVG	HI
									OFF	DEF	TOT							
HOU - 2	67	675	86-224	.384	1-5	.200	24-40	.600	35	73	108	18	41-0	15	6	197	2.9	17

# Rockets All-Time Roster

## Stu Lantz #22

Nebraska '68 (3rd, 1968, ROCKETS, 23rd)

Born July 13, 1946 in Uniontown, PA; 6-3/175; With Rockets: 1968-72

Seasons	G	MIN	FGM-A	PCT	3FTM-A	PCT	FTM-A	PCT	Rebounds			AST	PF-D	ST	BL	PTS	AVG	HI
									OFF	DEF	TOT							
SD/HOU - 4	318	10048	1817-4093	.444	-	-	1313-1634	.804	-	-	1242	1067	857-7	-	-	4947	15.6	43
Playoffs																		
SD - 1	6	208	30-69	.435	-	-	21-27	.778	-	-	21	10	22-0	-	-	81	13.5	23

## Ty Lawson #3

North Carolina '09 (1st, Minnesota, 2009, 18th)

Born Nov. 3, 1987 in Clinton, MD; 5-11/195; With Rockets: 2015-16

Seasons	G	MIN	FGM-A	PCT	3FTM-A	PCT	FTM-A	PCT	Rebounds			AST	PF-D	ST	BL	PTS	AVG	HI
									OFF	DEF	TOT							
HOU - 1	53	1176	111-287	.387	31-94	.330	56-80	.700	20	69	89	180	71-0	43	6	309	5.8	18

## Allen Leavell #30

Oklahoma City '79 (5th, 1979, ROCKETS, 104th)

Born May 27, 1957 in Muncie, IN; 6-2/190; With Rockets: 1979-89

Seasons	G	MIN	FGM-A	PCT	3FTM-A	PCT	FTM-A	PCT	Rebounds			AST	PF-D	ST	BL	PTS	AVG	HI
									OFF	DEF	TOT							
HOU - 10	700	16248	2549-5666	.450	141-603	.234	1445-1733	.834	294	870	1164	3339	1489-9	929	120	6684	9.9	42
Playoffs																		
HOU - 8	63	1072	138-377	.366	13-44	.296	113-131	.863	18	62	80	203	109-2	57	8	402	6.4	28

## Courtney Lee #5

Western Kentucky '08 (1st, 2008, Orlando, 22nd)

Born Oct. 3, 1985 in Indianapolis, IN; 6-5/200; With Rockets: 2010-12

Seasons	G	MIN	FGM-A	PCT	3FTM-A	PCT	FTM-A	PCT	Rebounds			AST	PF-D	ST	BL	PTS	AVG	HI
									OFF	DEF	TOT							
HOU - 2	139	3480	504-1156	.436	158-391	.404	166-206	.806	77	291	368	188	208-1	126	40	1332	9.6	25

## Jeremy Lin #7

Harvard '10 (Undrafted)

Born Aug. 23, 1988 in Palo Alto, CA; 6-3/200; With Rockets: 2012-14

Seasons	G	MIN	FGM-A	PCT	3FTM-A	PCT	FTM-A	PCT	Rebounds			AST	PF-D	ST	BL	PTS	AVG	HI
									OFF	DEF	TOT							
HOU - 2	153	4694	691-1559	.443	169-486	.348	434-540	.804	66	368	434	791	371-0	202	56	1985	13.0	38
Playoffs																		
HOU - 2	10	261	31-85	.365	7-35	.2	15-18	.833	7	23	30	34	24-0	5	2	84	8.4	21

## Randy Livingston #3

Louisiana State '96 (2nd, 1996, ROCKETS, 42nd)

Born April 2, 1975 in New Orleans, LA; 6-4/209; With Rockets: 1996-97

Seasons	G	MIN	FGM-A	PCT	3FTM-A	PCT	FTM-A	PCT	Rebounds			AST	PF-D	ST	BL	PTS	AVG	HI
									OFF	DEF	TOT							
HOU - 1	64	981	100-229	.437	9-22	.409	42-65	.646	32	62	94	155	107-0	39	12	251	3.9	12
Playoffs																		
HOU - 1	2	15	1-4	.250	1-1	1.000	0-0	.000	0	0	0	4	1-0	1	0	3	1.5	3

## Lewis Lloyd #32

Drake '81 (4th, 1981, Golden State, 76th)

Born Feb. 22, 1959 in Philadelphia, PA; 6-6/205; With Rockets: 1983-87, 1989-90

Seasons	G	MIN	FGM-A	PCT	3FTM-A	PCT	FTM-A	PCT	Rebounds			AST	PF-D	ST	BL	PTS	AVG	HI
									OFF	DEF	TOT							
HOU - 5	297	7951	1853-3531	.525	9-43	.209	669-856	.782	402	514	916	1002	701-5	299	101	4384	14.8	38
Playoffs																		
HOU - 2	25	763	154-318	.484	2-5	.400	57-72	.792	49	46	95	111	59-0	23	14	367	14.7	28

## Kyle Lowry #7

Villanova '06 (1st, 2006, Memphis, 24th)

Born March 25, 1986 in Philadelphia, PA; 6-0/205; With Rockets: 2008-12

Seasons	G	MIN	FGM-A	PCT	3FTM-A	PCT	FTM-A	PCT	Rebounds			AST	PF-D	ST	BL	PTS	AVG	HI
									OFF	DEF	TOT							
HOU - 4	218	6332	816-1948	.419	253-719	.352	630-774	.814	230	617	847	1212	570-0	256	55	2515	11.5	36
Playoffs																		
HOU - 1	13	254	21-63	.333	4-16	.250	23-31	.742	8	30	38	32	23-0	12	1	69	5.3	12

## John Lucas Jr. #15, #5, #10

Maryland '76 (1st, 1976, ROCKETS, 1st)

Born Oct. 31, 1953 in Durham, NC; 6-3/185; With Rockets: 1976-78, 1984-86, 1989-90

Seasons	G	MIN	FGM-A	PCT	3FTM-A	PCT	FTM-A	PCT	Rebounds			AST	PF-D	ST	BL	PTS	AVG	HI
									OFF	DEF	TOT							
HOU - 5	325	9680	1480-3316	.446	92-299	.308	704-903	.780	179	613	792	2358	643-1	469	37	3756	11.6	31
Playoffs																		
HOU - 2	17	582	101-219	.461	2-14	.143	40-56	.714	11	43	54	110	47-1	30	4	244	14.4	24

## John Lucas III #15

Oklahoma State '05 (Undrafted)

Born Nov. 21, 1982 in Washington, DC; 5-11/165; With Rockets: 2005-07

Seasons	G	MIN	FGM-A	PCT	3FTM-A	PCT	FTM-A	PCT	Rebounds			AST	PF-D	ST	BL	PTS	AVG	HI
									OFF	DEF	TOT							
HOU - 2	60	490	76-192	.396	17-68	.250	15-19	.789	11	30	41	45	44-0	22	0	184	3.1	13
Playoffs																		
HOU - 1	2	8	0-1	.000	0-1	.000	0-0	.000	0	0	0	0	0-0	1	0	0	0.0	0

## Tyronn Lue #10

Nebraska '98 (1st, 1998, Denver, 23rd)

Born May 3, 1977 in Mexico, MO; 6-0/178; With Rockets: 2004-05

Seasons	G	MIN	FGM-A	PCT	3FTM-A	PCT	FTM-A	PCT	Rebounds			AST	PF-D	ST	BL	PTS	AVG	HI
									OFF	DEF	TOT							
HOU - 1	21	479	48-122	.393	15-45	.333	14-18	.778	0	40	40	58	48-0	8	0	125	6.0	15

History

# Rockets All-Time Roster

## Scott Machado #1

Born June 8, 1990 in Queens, NY; 6-1/205; With Rockets: 2012-13

Iona '12 (Undrafted)

Seasons	G	MIN	FGM-A	PCT	3FTM-A	PCT	FTM-A	PCT	Rebounds			AST	PF-D	ST	BL	PTS	AVG	HI
									OFF	DEF	TOT							
HOU - 1	6	21	3-6	.500	0-1	.000	2-2	1.000	0	1	1	6	0-0	2	0	8	1.3	2

## Sam Mack #4, #5, #7

Born May 26, 1970 in Chicago, NY; 6-4/190; With Rockets: 1995-97, 1998-99

Houston '92 (Undrafted)

Seasons	G	MIN	FGM-A	PCT	3FTM-A	PCT	FTM-A	PCT	Rebounds			AST	PF-D	ST	BL	PTS	AVG	HI
									OFF	DEF	TOT							
HOU - 3	108	2278	307-721	.426	146-388	.376	97-116	.836	45	201	246	169	183-0	66	18	857	7.9	38
Playoffs																		
HOU - 2	10	170	18-53	.340	12-35	.343	14-20	.700	1	17	18	8	12-0	5	0	62	6.2	20

## Tito Maddox #6

Born June 7, 1981 in Compton, CA; 6-4/190; With Rockets: 2002-03

Fresno State '02 (2nd, 2002, ROCKETS, 38th)

Seasons	G	MIN	FGM-A	PCT	3FTM-A	PCT	FTM-A	PCT	Rebounds			AST	PF-D	ST	BL	PTS	AVG	HI
									OFF	DEF	TOT							
HOU - 1	9	35	3-12	.250	0-3	.000	5-8	.625	1	6	7	5	4-0	3	1	11	1.2	5

## Moses Malone #21, #24

Born March 23, 1955 in Petersburg, VA; 6-10/255; With Rockets: 1976-82 (#24 retired)

Petersburg [VA] H.S. '74 (3rd, 1974, Utah Stars [ABA], 22nd)

Seasons	G	MIN	FGM-A	PCT	3FTM-A	PCT	FTM-A	PCT	Rebounds			AST	PF-D	ST	BL	PTS	AVG	HI
									OFF	DEF	TOT							
HOU - 6	464	17780	4047-7879	.514	1-15	.067	3024-4108	.736	3009	3950	6959	697	1317-5	433	758	11119	24.0	53
Playoffs																		
HOU - 5	45	1962	409-840	.487	0-3	.000	271-375	.723	304	393	697	61	127-0	33	81	1089	24.2	42

## Matt Maloney #12

Born Dec. 6, 1971 in Silver Springs, MD; 6-3/200; With Rockets: 1996-99

Pennsylvania '95 (Undrafted)

Seasons	G	MIN	FGM-A	PCT	3FTM-A	PCT	FTM-A	PCT	Rebounds			AST	PF-D	ST	BL	PTS	AVG	HI
									OFF	DEF	TOT							
HOU - 3	175	4789	515-1229	.419	281-742	.379	146-182	.802	37	275	312	543	231-0	148	6	1457	8.3	24
Playoffs																		
HOU - 2	21	691	71-183	.388	48-128	.375	22-30	.733	1	26	27	68	42-0	12	5	212	10.1	26

## Jack Marin #24

Born Oct. 12, 1944 in Sharon, PA; 6-6/210; With Rockets: 1972-74

Duke '66 (1st, 1966, Baltimore, 5th)

Seasons	G	MIN	FGM-A	PCT	3FTM-A	PCT	FTM-A	PCT	Rebounds			AST	PF-D	ST	BL	PTS	AVG	HI
									OFF	DEF	TOT							
HOU - 2	128	4121	834-1777	.469	-	-	330-390	.846	-	-	605	412	367-6	-	-	1998	15.6	35

## Kevin Martin #12

Born Feb. 1, 1983 in Zanesville, OH; 6-7/185; With Rockets: 2009-12

Western Carolina '04 (1st, 2004, Sacramento, 26th)

Seasons	G	MIN	FGM-A	PCT	3FTM-A	PCT	FTM-A	PCT	Rebounds			AST	PF-D	ST	BL	PTS	AVG	HI
									OFF	DEF	TOT							
HOU - 3	144	4726	929-2158	.430	285-784	.364	925-1033	.895	50	384	434	362	270-1	131	20	3068	21.3	45

## Tony Massenburg #44

Born July 13, 1967 in Sussex, VA; 6-9/250; With Rockets: 1999-00

Maryland '90 (2nd, 1990, San Antonio, 43rd)

Seasons	G	MIN	FGM-A	PCT	3FTM-A	PCT	FTM-A	PCT	Rebounds			AST	PF-D	ST	BL	PTS	AVG	HI
									OFF	DEF	TOT							
HOU - 1	10	109	16-36	.444	0-0	.000	14-16	.875	7	20	27	3	13-0	2	5	46	4.6	8

## Cedric Maxwell #18

Born Nov. 21, 1955 in Kinston, NC; 6-8/225; With Rockets: 1986-88

North Carolina-Charlotte '77 (1st, 1977, Boston, 12th)

Seasons	G	MIN	FGM-A	PCT	3FTM-A	PCT	FTM-A	PCT	Rebounds			AST	PF-D	ST	BL	PTS	AVG	HI
									OFF	DEF	TOT							
HOU - 2	117	1684	183-359	.510	0-3	.000	236-306	.771	146	217	363	135	151-0	35	17	602	5.2	23
Playoffs																		
HOU - 2	14	192	19-36	.528	0-1	.000	26-35	.743	12	22	34	18	18-1	4	0	64	4.6	15

## Vernon Maxwell #11

Born on Sept. 12, 1965 in Gainesville, FL; 6-5/190; With Rockets: 1989-95

Florida '88 (2nd, 1988, Denver, 47th)

Seasons	G	MIN	FGM-A	PCT	3FTM-A	PCT	FTM-A	PCT	Rebounds			AST	PF-D	ST	BL	PTS	AVG	HI
									OFF	DEF	TOT							
HOU - 6	402	13299	2183-5395	.405	730-2241	.326	906-1242	.729	182	1000	1182	1730	872-7	559	89	6002	14.9	51
Playoffs																		
HOU - 5	40	1476	219-575	.381	73-239	.305	71-102	.696	21	105	126	155	93-1	38	5	582	14.6	34

## Luc Mbah a Moute #12

Born Oct. 28, 2008 in Yaounde, Cameroon; 6-8/230; With Rockets: 2017-18

UCLA '08 (2nd, 2008, Milwaukee, 37th)

Seasons	G	MIN	FGM-A	PCT	3FTM-A	PCT	FTM-A	PCT	Rebounds			AST	PF-D	ST	BL	PTS	AVG	HI
									OFF	DEF	TOT							
HOU - 1	61	1564	166-345	.481	63-173	.364	65-95	.684	22	164	186	55	100-0	72	25	460	7.5	20
Playoffs																		
HOU - 1	9	149	9-36	.250	3-15	.200	4-7	.571	3	19	22	8-0	3	6	4	25	2.8	8

## Tim McCormick #40

Born March 10, 1962 in Detroit, MI; 7-0/240; With Rockets: 1988-90

Michigan '84 (1st, 1984, Cleveland, 12th)

Seasons	G	MIN	FGM-A	PCT	3FTM-A	PCT	FTM-A	PCT	Rebounds			AST	PF-D	ST	BL	PTS	AVG	HI
									OFF	DEF	TOT							
HOU - 2	99	1373	179-380	.471	0-4	.000	97-148	.655	95	193	288	57	217-0	21	25	455	4.6	23
Playoffs																		
HOU - 2	7	74	8-16	.500	0-1	.000	9-11	.818	3	18	21	0	14-0	3	2	25	3.6	8

# Rockets All-Time Roster

## Paul McCracken #4

San Fernando Valley State '72 (Signed Free Agent; Jan. 28, 1973)

Born Sept. 11, 1950 in New York, NY; 6-4/180; With Rockets: 1972-74

Seasons	G	MIN	FGM-A	PCT	3FTM-A	PCT	FTM-A	PCT	Rebounds			AST	PF-D	ST	BL	PTS	AVG	HI
									OFF	DEF	TOT							
HOU - 2	28	318	45-93	.484	-	-	23-39	.590	0	0	57	19	35-0	-	-	113	4.0	14

## Rodney McCray #22

Louisville '83 (1st, 1983, ROCKETS, 3rd)

Born Aug. 29, 1961 in Mt. Vernon, NY; 6-8/235; With Rockets: 1983-88

Seasons	G	MIN	FGM-A	PCT	3FTM-A	PCT	FTM-A	PCT	Rebounds			AST	PF-D	ST	BL	PTS	AVG	HI
									OFF	DEF	TOT							
HOU - 5	405	13517	1940-3720	.522	1-26	.038	1178-1544	.763	955	1763	2718	1521	955-9	338	291	5059	12.5	28
Playoffs																		
HOU - 4	39	1611	196-368	.533	0-6	.000	109-147	.742	79	179	258	201	95-0	33	32	501	12.9	24

## K.J. McDaniel #32

Clemson '14 (2nd, Philadelphia, 42nd)

Born Feb. 9, 1993 in Mobile, AL; 6-6/200; With Rockets: 2014-17

Seasons	G	MIN	FGM-A	PCT	3FTM-A	PCT	FTM-A	PCT	Rebounds			AST	PF-D	ST	BL	PTS	AVG	HI
									OFF	DEF	TOT							
HOU - 3	76	480	65-155	.419	16-55	.291	34-42	.810	0	23	54	77	16	14	16	180	2.4	13
Playoffs																		
HOU - 2	4	34	4-13	.308	1-3	.333	0-0	--	1	6	7	1	3-0	0	3	9	2.3	4

## Hank McDowell #8

Memphis State '81 (5th, 1981, Golden State, 102nd)

Born Nov. 13, 1959 in Memphis, TN; 6-9/215; With Rockets: 1984-86

Seasons	G	MIN	FGM-A	PCT	3FTM-A	PCT	FTM-A	PCT	Rebounds			AST	PF-D	ST	BL	PTS	AVG	HI
									OFF	DEF	TOT							
HOU - 2	56	336	44-84	.524	0-2	.000	24-35	.686	19	52	71	15	47-0	4	8	112	2.0	8
Playoffs																		
HOU - 1	13	33	2-7	.286	0-0	.000	5-6	.625	4	4	8	2	6-0	0	0	9	0.7	4

## Jon McGlocklin #11

Indiana '65 (3rd, 1965, Cincinnati, 23rd)

Born June 10, 1943 in Franklin, IN; 6-5/205; With Rockets: 1967-68

Seasons	G	MIN	FGM-A	PCT	3FTM-A	PCT	FTM-A	PCT	Rebounds			AST	PF-D	ST	BL	PTS	AVG	HI
									OFF	DEF	TOT							
SD - 1	65	1876	316-757	.417	-	-	156-180	.867	0	0	199	178	117-0	-	-	788	12.1	28

## Tracy McGrady #1, #3

Mt. Zion Christian Academy '97 (1st, 1997, Toronto, 9th)

Born May 24, 1979 in Bartow, FL; 6-8/223; With Rockets: 2004-10

Seasons	G	MIN	FGM-A	PCT	3FTM-A	PCT	FTM-A	PCT	Rebounds			AST	PF-D	ST	BL	PTS	AVG	HI
									OFF	DEF	TOT							
HOU - 6	303	11133	2506-5962	.420	472-1464	.322	1404-1905	.737	235	1432	1667	1699	522-0	396	176	6888	22.7	48
Playoffs																		
HOU - 3	20	828	203-477	.426	31-106	.292	117-161	.727	24	118	142	139	40-0	25	21	554	27.7	40

## Stan McKenzie #40

New York '66 (11th, 1966, Baltimore, 94th)

Born Oct. 6, 1944 in Miami, FL; 6-5/205; With Rockets: 1972-74

Seasons	G	MIN	FGM-A	PCT	3FTM-A	PCT	FTM-A	PCT	Rebounds			AST	PF-D	ST	BL	PTS	AVG	HI
									OFF	DEF	TOT							
HOU - 2	37	299	42-107	.393	-	-	22-29	.759	0	0	50	21	45-0	-	-	106	2.9	12

## McCoy McLemore #18

Drake '64 (3rd, 1964, San Francisco, 25th)

Born April 3, 1942 in Houston, TX; 6-7/235; With Rockets: 1971-72

Seasons	G	MIN	FGM-A	PCT	3FTM-A	PCT	FTM-A	PCT	Rebounds			AST	PF-D	ST	BL	PTS	AVG	HI
									OFF	DEF	TOT							
HOU - 1	17	147	19-43	.442	-	-	9-12	.750	0	0	39	10	15-1	-	-	47	2.8	10

## Eric McWilliams #22

Long Beach State '72 (3rd, 1972, ROCKETS, 37th)

Born April 18, 1950 in Denver, CO; 6-8/200; With Rockets: 1972-73

Seasons	G	MIN	FGM-A	PCT	3FTM-A	PCT	FTM-A	PCT	Rebounds			AST	PF-D	ST	BL	PTS	AVG	HI
									OFF	DEF	TOT							
HOU - 1	44	245	34-98	.347	-	-	18-37	.486	0	0	60	5	46-0	-	-	86	2.0	10

## Cliff Meely #25

Colorado '71 (1st, 1971, ROCKETS, 7th)

Born July 10, 1947 in Rosedale, MS; 6-8/215; With Rockets: 1971-76

Seasons	G	MIN	FGM-A	PCT	3FTM-A	PCT	FTM-A	PCT	Rebounds			AST	PF-D	ST	BL	PTS	AVG	HI
									OFF	DEF	TOT							
HOU - 5	298	6190	1101-2636	.418	-	-	392-584	.671	0	0	1658	389	899-25	83	102	2594	8.7	29

## Pops Mensah-Bonsu #21

George Washington '06 (Undrafted)

Born Sept. 7, 1983 in London England; 6-9/235; With Rockets: 2009-10

Seasons	G	MIN	FGM-A	PCT	3FTM-A	PCT	FTM-A	PCT	Rebounds			AST	PF-D	ST	BL	PTS	AVG	HI
									OFF	DEF	TOT							
HOU - 1	4	13	1-4	.250	0-0	.000	3-6	.500	1	3	4	1	3-0	1	1	5	1.3	4

## Joe C. Meriweather #50

Southern Illinois '75 (1st, 1975, ROCKETS, 11th)

Born Oct. 26, 1953 in Phenix City, AL; 6-10/218; With Rockets: 1975-76

Seasons	G	MIN	FGM-A	PCT	3FTM-A	PCT	FTM-A	PCT	Rebounds			AST	PF-D	ST	BL	PTS	AVG	HI
									OFF	DEF	TOT							
HOU - 1	81	2042	338-684	.494	-	-	154-239	.644	163	353	516	82	219-4	36	120	830	10.2	29

## Larry Micheaux #40

Houston '83 (2nd, 1983, Chicago, 29th)

Born March 24, 1960 in Houston, TX; 6-9/220; With Rockets: 1984-85

Seasons	G	MIN	FGM-A	PCT	3FTM-A	PCT	FTM-A	PCT	Rebounds			AST	PF-D	ST	BL	PTS	AVG	HI
									OFF	DEF	TOT							
HOU - 1	39	394	74-122	.607	0-3	.000	17-26	.654	44	55	99	17	49-0	12	14	165	4.2	14
Playoffs																		
HOU - 1	5	57	6-19	.316	0-1	.000	4-10	.400	12	9	21	0	8-0	0	2	16	3.2	9



# Rockets All-Time Roster

## Anthony "Pig" Miller #2, #9

Michigan State '94 (2nd, 1994, Golden State, 39th)

Born Oct. 27, 1971 in Benton Harbor, MI; 6-9/255; With Rockets: 1998-2000, 2000-01

Seasons	G	MIN	FGM-A	PCT	3FTM-A	PCT	FTM-A	PCT	Rebounds			AST	PF-D	ST	BL	PTS	AVG	HI
									OFF	DEF	TOT							
HOU - 3	65	728	80-157	.510	40-107	.374	40-73	.548	75	156	231	23	103-1	18	15	200	3.1	19

## Brad Miller #52

Purdue '99 (Undrafted)

Born April 12, 1976 in Fort Wayne, IN; 7-0/261; With Rockets: 2010-11

Seasons	G	MIN	FGM-A	PCT	3FTM-A	PCT	FTM-A	PCT	Rebounds			AST	PF-D	ST	BL	PTS	AVG	HI
									OFF	DEF	TOT							
HOU - 1	60	1015	132-296	.446	40-107	.374	78-94	.830	44	178	222	145	98-0	28	21	382	6.4	23

## Dirk Minniefield #10

Kentucky '83 (2nd, 1983, Dallas, 33rd)

Born Jan. 17, 1961 in Lexington, KY; 6-3/180; With Rockets: 1986-87

Seasons	G	MIN	FGM-A	PCT	3FTM-A	PCT	FTM-A	PCT	Rebounds			AST	PF-D	ST	BL	PTS	AVG	HI
									OFF	DEF	TOT							
HOU - 1	63	1478	205-440	.466	11-34	.324	61-86	.709	28	102	130	335	166-2	66	6	482	7.7	20
Playoffs																		
HOU - 1	8	27	4-8	.500	0-1	.000	6-6	1.000	2	0	2	2	8-0	1	0	14	1.8	10

## Cuttino Mobley #5

Rhode Island '98 (2nd, 1998, ROCKETS, 41st)

Born Sept. 1, 1974 in Philadelphia, PA; 6-4/190; With Rockets: 1998-2004

Seasons	G	MIN	FGM-A	PCT	3FTM-A	PCT	FTM-A	PCT	Rebounds			AST	PF-D	ST	BL	PTS	AVG	HI
									OFF	DEF	TOT							
HOU - 6	436	16343	2654-6141	.432	672-1807	.372	1468-1750	.839	337	1424	1761	1177	991-4	526	187	7448	17.1	41
Playoffs																		
HOU - 2	9	304	36-90	.400	10-28	.357	18-21	.857	5	23	28	25	25-0	5	3	100	11.1	21

## Larry Moffett #41

UNLV '77 (2nd, 1977, ROCKETS, 34th)

Born Nov. 5, 1954 in Mobile, AL; 6-9/210; With Rockets: 1977-78

Seasons	G	MIN	FGM-A	PCT	3FTM-A	PCT	FTM-A	PCT	Rebounds			AST	PF-D	ST	BL	PTS	AVG	HI
									OFF	DEF	TOT							
HOU - 1	20	110	5-17	.294	-	-	6-10	.600	10	11	21	7	16-0	2	2	16	0.8	6

## Paul Mokeski #54

Kansas '79 (2nd, 1979, ROCKETS, 42nd)

Born Jan. 3, 1957 in Spokane, WA; 7-0/255; With Rockets: 1979-80

Seasons	G	MIN	FGM-A	PCT	3FTM-A	PCT	FTM-A	PCT	Rebounds			AST	PF-D	ST	BL	PTS	AVG	HI
									OFF	DEF	TOT							
HOU - 1	12	113	11-33	.333	0-0	.000	7-9	.778	14	15	29	2	24-0	1	6	29	2.4	6

## Otto Moore #20

Pan American '68 (1st, 1968, Detroit, 6th)

Born Aug. 27, 1946 in Miami, FL; 6-11/230; With Rockets: 1972-74

Seasons	G	MIN	FGM-A	PCT	3FTM-A	PCT	FTM-A	PCT	Rebounds			AST	PF-D	ST	BL	PTS	AVG	HI
									OFF	DEF	TOT							
HOU - 2	95	3025	450-928	.485	-	-	131-219	.598	-	-	952	185	276-6	10	18	1031	10.9	30

## Tracy Moore #20, #9

Tulsa '88 (Undrafted)

Born Dec. 28, 1965 in Oklahoma City, OK; 6-4/200; With Rockets: 1995-97

Seasons	G	MIN	FGM-A	PCT	3FTM-A	PCT	FTM-A	PCT	Rebounds			AST	PF-D	ST	BL	PTS	AVG	HI
									OFF	DEF	TOT							
HOU - 2	35	427	63-161	.391	24-73	.329	40-50	.800	21	27	48	26	35-0	7	0	190	5.4	20

## Marcus Morris #2

Kansas '11 (1st, 2011, ROCKETS, 14th)

Born Sept. 2, 1989 in Philadelphia, PA; 6-9/235; With Rockets: 2011-13

Seasons	G	MIN	FGM-A	PCT	3FTM-A	PCT	FTM-A	PCT	Rebounds			AST	PF-D	ST	BL	PTS	AVG	HI
									OFF	DEF	TOT							
HOU - 2	71	1280	187-454	.412	76-211	.360	55-83	.663	68	167	235	50	132-1	29	18	505	7.1	24

## Terence Morris #44

Maryland '01 (2nd, 2001, Atlanta, 34th)

Born Jan. 11, 1979 in Frederick, MD; 6-9/221; With Rockets: 2001-03

Seasons	G	MIN	FGM-A	PCT	3FTM-A	PCT	FTM-A	PCT	Rebounds			AST	PF-D	ST	BL	PTS	AVG	HI
									OFF	DEF	TOT							
HOU - 2	117	1742	193-465	.415	22-110	.200	29-42	.690	117	222	339	89	107-1	29	44	437	3.7	17

## Donatas Motiejunas #20

Lithuania '11 (1st, Minnesota; 2011, 20th)

Born Sept. 20, 1990 in Kaunas, Lithuania; 7-0/222; With Rockets: 2012-16

Seasons	G	MIN	FGM-A	PCT	3FTM-A	PCT	FTM-A	PCT	Rebounds			AST	PF-D	ST	BL	PTS	AVG	HI
									OFF	DEF	TOT							
HOU - 4	214	4074	671-1414	.475	110-357	.308	224-366	.612	270	578	848	236	477-5	100	70	1676	7.8	27
Playoffs																		
HOU - 2	6	103	18-39	.462	4-9	.444	9-18	.500	11	16	27	5	11-0	4	2	49	8.2	14

## Calvin Murphy #23

Niagara '70 (2nd, 1970, ROCKETS, 18th)

Born May 9, 1948 in Norwalk, CT; 5-9/165; With Rockets: 1970-83 (#23 retired)

Seasons	G	MIN	FGM-A	PCT	3FTM-A	PCT	FTM-A	PCT	Rebounds			AST	PF-D	ST	BL	PTS	AVG	HI
									OFF	DEF	TOT							
SD/HOU-13	1002	30607	7247-15030	.482	10-72	.139	3445-3864	.892	31	-	2103	4402	3250-53	1165	51	17949	17.9	57
Playoffs																		
HOU - 6	51	1660	388-817	.475	4-14	.286	165-177	.932	31	47	78	213	197-4	79	4	945	18.5	42

## Tracy Murray #31

UCLA '92 (1st, 1992, San Antonio, 18th)

Born July 25, 1971 in Los Angeles, CA; 6-7/228; With Rockets: 1994-95

Seasons	G	MIN	FGM-A	PCT	3FTM-A	PCT	FTM-A	PCT	Rebounds			AST	PF-D	ST	BL	PTS	AVG	HI
									OFF	DEF	TOT							
HOU - 1	25	203	32-80	.400	19-45	.422	5-8	.625	2	20	22	5	31-0	7	3	88	3.5	17

# Rockets All-Time Roster

## Dikembe Mutombo #55

Georgetown '91 (1st, 1991, Denver, 4th)

Born June 25, 1966 in Kinshasa, Zaire, Africa; 7-2/260; With Rockets: 2004-09

Seasons	G	MIN	FGM-A	PCT	3FTM-A	PCT	FTM-A	PCT	OFF	Rebounds			AST	PF-D	ST	BL	PTS	AVG	HI
										DEF	TOT	BL							
HOU - 5	267	4171	291-558	.522	3-0	0.000	273-375	.728	494	958	1452	32	485-1	66	293	855	3.2	15	
Playoffs																			
HOU - 4	22	284	17-27	.630	0-0	0.000	20-29	.690	27	67	94	5	35-0	4	23	54	2.5	8	

## Bostjan Nachbar #9

Slovenia '02 (1st, 2002, ROCKETS, 15th)

Born July 3, 1980 in Slovenj Gradec, Slovenia; 6-9/221; With Rockets: 2002-05

Seasons	G	MIN	FGM-A	PCT	3FTM-A	PCT	FTM-A	PCT	OFF	Rebounds			AST	PF-D	ST	BL	PTS	AVG	HI
										DEF	TOT	BL							
HOU - 3	75	797	73-206	.354	35-94	.372	35-51	.686	15	96	111	42	115-1	17	16	216	2.9	12	
Playoffs																			
HOU - 1	6	42	4-9	.444	1-3	.333	5-5	1.000	1	5	6	2	9-0	1	0	14	2.3	5	

## Nenê #42

Brazil '02 (1st, 2002, New York, 7th)

Born Sept., 13, 1982 in Sao Carlos, Brazil; 6-11/250; With Rockets 2016-19

Seasons	G	MIN	FGM-A	PCT	3FTM-A	PCT	FTM-A	PCT	OFF	Rebounds			AST	PF-D	ST	BL	PTS	AVG	HI
										DEF	TOT	BL							
HOU - 3	161	2502	441-752	.586	3-14	.214	215-351	.613	183	398	581	136	373-0	102	68	1100	6.8	21	
Playoffs																			
HOU - 3	27	321	58-81	.716	0-1	.000	32-51	.627	26	58	84	13	49-0	11	11	148	5.5	28	

## Chuck Nevitt #52

North Carolina State '82 (3rd, 1982, ROCKETS, 63rd)

Born June 13, 1959 in Cortez, CO; 7-5/237; With Rockets: 1982-83, 1988-90

Seasons	G	MIN	FGM-A	PCT	3FTM-A	PCT	FTM-A	PCT	OFF	Rebounds			AST	PF-D	ST	BL	PTS	AVG	HI
										DEF	TOT	BL							
HOU - 3	52	301	40-79	.506	0-0	.000	12-20	.600	23	61	84	4	68-1	6	42	92	1.8	8	
Playoffs																			
HOU - 1	2	3	0-0	.000	0-0	.000	0-0	.000	0	1	1	0	0-0	0	0	0	0.0	0	

## Mike Newlin #14

Utah '71 (2nd, 1971, ROCKETS, 24th)

Born Jan. 2, 1949 in Portland, OR; 6-4/200; With Rockets: 1971-79

Seasons	G	MIN	FGM-A	PCT	3FTM-A	PCT	FTM-A	PCT	OFF	Rebounds			AST	PF-D	ST	BL	PTS	AVG	HI
										DEF	TOT	BL							
HOU - 8	604	17646	3191-6917	.461	-	-	2098-2428	.864	-	-	1920	2581	1916-31	467	42	8480	14.0	38	
Playoffs																			
HOU - 3	22	682	135-270	.500	-	-	55-65	.846	21	52	73	103	72-1	28	1	325	14.8	31	

## Martyn "Moochie" Norris #12, #25

West Florida '96 (2nd, 1996, Milwaukee, 33rd)

Born July 27, 1973 in Washington, DC; 6-1/186; With Rockets: 1999-2004, 2004-06

Seasons	G	MIN	FGM-A	PCT	3FTM-A	PCT	FTM-A	PCT	OFF	Rebounds			AST	PF-D	ST	BL	PTS	AVG	HI
										DEF	TOT	BL							
HOU - 7	341	6461	694-1701	.408	92-325	.283	446-593	.752	182	557	739	1058	367-0	259	14	1926	5.6	28	

## Steve Novak #20

Marquette '06 (2nd, 2006, ROCKETS, 32nd)

Born June 13, 1983 in Libertyville, IL; 6-10/220; With Rockets: 2006-08

Seasons	G	MIN	FGM-A	PCT	3FTM-A	PCT	FTM-A	PCT	OFF	Rebounds			AST	PF-D	ST	BL	PTS	AVG	HI
										DEF	TOT	BL							
HOU - 7	70	455	67-152	.441	47-110	.427	5-6	.833	8	53	61	12	38-0	7	3	186	2.7	17	
Playoffs																			
HOU - 1	3	21	3-4	.750	2-3	.667	0-0	.000	1	1	2	0	2-0	0	1	8	2.7	8	

## James Nunnally #21

California '12 (Undrafted)

Born July 14, 1990 in San Jose, CA; 6-7/208; With Rockets: 2019

Seasons	G	MIN	FGM-A	PCT	3FTM-A	PCT	FTM-A	PCT	OFF	Rebounds			AST	PF-D	ST	BL	PTS	AVG	HI
										DEF	TOT	BL							
HOU - 1	2	38	3-13	.231	3-12	.250	0-0	--	0	1	1	2	6-0	0	0	9	4.5	9	

## Charles Oakley #33

Virginia Union '85 (1st, 1985, Cleveland, 9th)

Born Dec. 18, 1963 in Cleveland, OH; 6-9/245; With Rockets: 2003-04

Seasons	G	MIN	FGM-A	PCT	3FTM-A	PCT	FTM-A	PCT	OFF	Rebounds			AST	PF-D	ST	BL	PTS	AVG	HI
										DEF	TOT	BL							
HOU - 1	7	25	2-6	.333	0-0	.000	5-6	.833	0	5	5	2	8-0	0	0	9	1.3	4	

## Tim Ohlbrecht #14

Germany '10 (Undrafted)

Born Aug. 30, 1988 in Wuppertal, Germany; 6-11/255; With Rockets: 2012-13

Seasons	G	MIN	FGM-A	PCT	3FTM-A	PCT	FTM-A	PCT	OFF	Rebounds			AST	PF-D	ST	BL	PTS	AVG	HI
										DEF	TOT	BL							
HOU - 1	3	12	1-3	.333	-	-	1-1	1.000	0	1	1	1	1-0	1	0	3	1.0	3	

## Hakeem Olajuwon #34

Houston '84 (1st, 1984, ROCKETS, 1st)

Born Jan. 21, 1963 in Lagos, Nigeria; 7-0/250; With Rockets: 1984-2001 (#34 retired)

Seasons	G	MIN	FGM-A	PCT	3FTM-A	PCT	FTM-A	PCT	OFF	Rebounds			AST	PF-D	ST	BL	PTS	AVG	HI
										DEF	TOT	BL							
HOU - 17	1177	42844	10555-20573	.513	25-122	.205	5376-7537	.713	3936	9446	13382	2992	4236-80	2088	3740	26511	22.5	52	
Playoffs																			
HOU - 14	140	5663	1492-2825	.528	4-18	.222	739-1028	.719	462	1140	1602	456	553-5	238	468	3727	26.6	49	

## Jawann Oldham #51

Seattle '80 (2nd, 1980, Denver, 41st)

Born July 4, 1957 in Chicago, IL; 7-0/215; With Rockets: 1981-82

Seasons	G	MIN	FGM-A	PCT	3FTM-A	PCT	FTM-A	PCT	OFF	Rebounds			AST	PF-D	ST	BL	PTS	AVG	HI
										DEF	TOT	BL							
HOU - 1	22	124	13-36	.361	0-0	.000	8-14	.571	7	17	24	3	28-0	2	10	34	1.5	5	

# Rockets All-Time Roster

## Chinanu Onuaku #21

Louisville '16 (2nd, 2016, ROCKETS, 37th)

Born Nov. 1, 1996 in Lanham, MD; 6-10/245; With Rockets: 2016-18

Seasons	G	MIN	FGM-A	PCT	3FTM-A	PCT	FTM-A	PCT	Rebounds			AST	PF-D	ST	BL	PTS	AVG	HI
									OFF	DEF	TOT							
HOU - 2	6	74	7-12	.583	0-0	-	4-4	1.000	3	11	14	4	10-0	3	1	18	3.0	6

## Tom Owens #25

South Carolina '71 (4th, 1971, ROCKETS, 58th)

Born June 28, 1949 in Bronx, NY; 6-10/220; With Rockets: 1976-77

Seasons	G	MIN	FGM-A	PCT	3FTM-A	PCT	FTM-A	PCT	Rebounds			AST	PF-D	ST	BL	PTS	AVG	HI
									OFF	DEF	TOT							
HOU - 1	46	462	68-135	.504	-	-	52-76	.684	47	95	142	18	96-2	4	13	188	4.1	13
Playoffs																		
HOU - 1	3	7	0-1	.000	-	-	0-0	.000	0	2	2	0	1-0	1	0	0	0.0	0

## Scott Padgett #35

Kentucky '99 (1st, 1999, Utah, 28th)

Born Apr. 19, 1976 in Louisville, KY; 6-9/240; With Rockets: 2003-05, 2006-07

Seasons	G	MIN	FGM-A	PCT	3FTM-A	PCT	FTM-A	PCT	Rebounds			AST	PF-D	ST	BL	PTS	AVG	HI
									OFF	DEF	TOT							
HOU - 3	148	1687	187-449	.416	86-220	.391	59-83	.711	104	265	369	86	225-0	49	26	519	3.5	22
Playoffs																		
HOU - 2	11	123	11-29	.379	6-15	.400	2-2	1.000	10	12	22	4	19-0	4	3	30	2.7	6

## Kostas Papanikolaou #16

Greece '12 (2nd, 2012, Knicks, 48th)

Born Jul. 31, 1990 in Trikala, Greece; 6-8/225; With Rockets: 2014-15

Seasons	G	MIN	FGM-A	PCT	3FTM-A	PCT	FTM-A	PCT	Rebounds			AST	PF-D	ST	BL	PTS	AVG	HI
									OFF	DEF	TOT							
HOU - 1	43	795	69-197	.350	31-106	.292	13-18	.722	39	79	118	85	71	29	13	182	4.2	19
Playoffs																		
HOU - 1	8	21	1-4	.250	0-3	.000	1-2	.500	0	2	2	0	4	0	0	3	0.4	2

## Chandler Parsons #25

Florida '11 (2nd, 2011, ROCKETS, 38th)

Born Oct. 25, 1988 in Casselberry, FL; 6-9/227; With Rockets: 2011-14

Seasons	G	MIN	FGM-A	PCT	3FTM-A	PCT	FTM-A	PCT	Rebounds			AST	PF-D	ST	BL	PTS	AVG	HI
									OFF	DEF	TOT							
HOU - 3	213	7345	1170-2475	.473	342-924	.37	320-454	.705	238	875	1113	701	458	236	90	3002	14.1	34
Playoffs																		
HOU - 2	12	488	88-198	.444	29-76	.382	20-29	.69	13	67	80	36	38	5	4	225	18.8	27

## Patrick Patterson #54

Kentucky '10 (1st, 2010, ROCKETS, 14th)

Born March 14, 1989 in Washington, DC; 6-9/235; With Rockets: 2010-13

Seasons	G	MIN	FGM-A	PCT	3FTM-A	PCT	FTM-A	PCT	Rebounds			AST	PF-D	ST	BL	PTS	AVG	HI
									OFF	DEF	TOT							
HOU - 3	163	3569	610-1233	.495	35-101	.347	107-148	.723	271	436	707	145	280-0	62	100	1362	8.4	27

## Chris Paul #3

Wake Forest '05 (1st, 2005, Hornets, 4th)

Born May 6, 1985 in Winston-Salem, NC; 6-1/175; With Rockets: 2017-19

Seasons	G	MIN	FGM-A	PCT	3FTM-A	PCT	FTM-A	PCT	Rebounds			AST	PF-D	ST	BL	PTS	AVG	HI
									OFF	DEF	TOT							
HOU - 2	116	3704	669-1518	.441	271-734	.369	378-424	.892	73	505	578	930	287-2	210	32	1987	17.1	38
Playoffs																		
HOU - 2	26	914	184-405	.454	54-162	.333	82-98	.837	23	136	159	147	83-1	54	11	504	19.4	41

## Billy Paultz #5

St. John's '70 (7th, 1970, ROCKETS, 103rd)

Born July 30, 1948 in River Edge, NJ; 6-11/255; With Rockets: 1979-83

Seasons	G	MIN	FGM-A	PCT	3FTM-A	PCT	FTM-A	PCT	Rebounds			AST	PF-D	ST	BL	PTS	AVG	HI
									OFF	DEF	TOT							
HOU - 4	240	4141	578-1235	.468	0-3	.000	178-357	.499	311	692	1003	273	462-1	77	145	1334	5.6	28
Playoffs																		
HOU - 3	31	882	127-295	.431	0-1	.000	37-58	.638	67	117	184	44	86-1	14	32	291	9.4	20

## Curtis Perry #54

S.W. Missouri State '70 (3rd, 1970, ROCKETS, 35th)

Born Sept. 13, 1948 in Washington, DC; 6-7/220; With Rockets: 1970-72

Seasons	G	MIN	FGM-A	PCT	3FTM-A	PCT	FTM-A	PCT	Rebounds			AST	PF-D	ST	BL	PTS	AVG	HI
									OFF	DEF	TOT							
SD/HOU - 2	43	455	59-163	.362	-	-	23-44	.523	-	-	152	27	69-0	-	-	141	3.3	11

## Jim Petersen #43

Minnesota '84 (3rd, 1984, ROCKETS, 51st)

Born Feb. 22, 1962 in Minneapolis, MN; 6-10/235; With Rockets: 1984-88

Seasons	G	MIN	FGM-A	PCT	3FTM-A	PCT	FTM-A	PCT	Rebounds			AST	PF-D	ST	BL	PTS	AVG	HI
									OFF	DEF	TOT							
HOU - 4	293	6574	901-1798	.501	1-13	.077	429-588	.730	515	1021	1536	347	827-11	131	228	2232	7.6	28
Playoffs																		
HOU - 4	37	671	85-183	.465	0-0	.000	42-63	.667	69	111	180	34	87-3	15	13	212	5.7	15

## Richard Petruska #3

UCLA '93 (2nd, 1993, ROCKETS, 46th)

Born Jan. 25, 1969 in Levice, Slovakia; 6-10/260; With Rockets: 1993-94

Seasons	G	MIN	FGM-A	PCT	3FTM-A	PCT	FTM-A	PCT	Rebounds			AST	PF-D	ST	BL	PTS	AVG	HI
									OFF	DEF	TOT							
HOU - 1	22	92	20-46	.435	7-15	.467	6-8	.750	9	22	31	1	15-0	2	3	53	2.4	12

# Rockets All-Time Roster

## Eric Piatkowski #52

Nebraska '94 (1st, 1994, Indiana, 15th)

Born Sept. 30, 1970 in Steubenville, OH; 6-7/215; With Rockets: 2003-04

Seasons	G	MIN	FGM-A	PCT	3FTM-A	PCT	FTM-A	PCT	Rebounds			AST	PF-D	ST	BL	PTS	AVG	HI
									OFF	DEF	TOT							
HOU - 1	49	703	72-191	.377	43-122	.352	14-16	.875	10	63	73	26	42-0	16	5	201	4.1	14
Playoffs																		
HOU - 1	1	4	0-1	.000	0-0	.000	0-0	.000	0	1	1	0	1-0	0	0	0	0.0	0

## Scottie Pippen #33

Central Arkansas '87 (1st, 1987, Seattle, 5th)

Born Sept. 25, 1965 in Hamburg, AR; 6-7/228; With Rockets: 1998-99

Seasons	G	MIN	FGM-A	PCT	3FTM-A	PCT	FTM-A	PCT	Rebounds			AST	PF-D	ST	BL	PTS	AVG	HI
									OFF	DEF	TOT							
HOU - 1	50	2011	261-604	.432	72-212	.340	132-183	.721	63	260	323	293	118-0	98	37	726	14.5	31
Playoffs																		
HOU - 1	4	172	23-70	.329	6-22	.273	21-26	.808	20	27	47	22	12-0	7	3	73	18.3	37

## James Posey #55

Xavier '99 (1st, 1999, Denver, 18th)

Born Jan. 13, 1977 in Cleveland, OH; 6-8/215; With Rockets: 2002-03

Seasons	G	MIN	FGM-A	PCT	3FTM-A	PCT	FTM-A	PCT	Rebounds			AST	PF-D	ST	BL	PTS	AVG	HI
									OFF	DEF	TOT							
HOU - 1	58	1646	188-428	.439	46-141	.326	119-144	.826	52	229	281	106	134-0	77	9	541	9.3	26
Playoffs																		
HOU - 1	1	19	2-6	.333	0-0	.000	0-0	.000	0	5	5	0	1-0	0	1	4	4.0	4

## Josh Powell #21

North Carolina State '03 (Undrafted)

Born Jan. 25, 1983 in Charleston, SC; 6-9/225; With Rockets: 2013-14

Seasons	G	MIN	FGM-A	PCT	3FTM-A	PCT	FTM-A	PCT	Rebounds			AST	PF-D	ST	BL	PTS	AVG	HI
									OFF	DEF	TOT							
HOU - 1	1	19	2-6	.333	0-0	.000	0-0	.000	0	5	5	0	1-0	0	1	4	4.0	4

## Brent Price #20

Oklahoma '92 (2nd, 1992, Washington, 32nd)

Born Dec. 9, 1968 in Shawnee, OK; 6-1/185; With Rockets: 1996-99

Seasons	G	MIN	FGM-A	PCT	3FTM-A	PCT	FTM-A	PCT	Rebounds			AST	PF-D	ST	BL	PTS	AVG	HI
									OFF	DEF	TOT							
HOU - 3	137	2528	272-622	.437	136-352	.386	144-180	.800	65	149	214	370	287-3	102	5	824	6.0	20
Playoffs																		
HOU - 2	9	173	17-39	.436	10-27	.370	8-9	.889	4	13	17	20	17-1	8	1	52	5.8	18

## Pablo Prigioni #9

Argentina (Undrafted)

Born May. 17, 1977 in Rio Tercera, Argentina; 6-3/180; With Rockets: 2014-15

Seasons	G	MIN	FGM-A	PCT	3FTM-A	PCT	FTM-A	PCT	Rebounds			AST	PF-D	ST	BL	PTS	AVG	HI
									OFF	DEF	TOT							
HOU - 1	24	402	23-67	.343	14-51	.275	13-15	.867	12	27	39	67	35-0	27	0	73	3.0	12
Playoffs																		
HOU - 1	11	230	17-43	.395	13-30	.433	2-4	.500	2	15	17	35	21-0	14	1	49	4.5	11

## Tim Quarterman #55

Louisiana State '16 (Undrafted)

Born Oct. 27, 1994 in Savannah, GA; 6-6/195; With Rockets: 2018

Seasons	G	MIN	FGM-A	PCT	3FTM-A	PCT	FTM-A	PCT	Rebounds			AST	PF-D	ST	BL	PTS	AVG	HI
									OFF	DEF	TOT							
HOU - 1	3	13	1-3	.333	0-2	.000	2-2	1.000	0	3	3	1	1-0	0	0	4	1.3	2

## Ed Ratleff #42

Long Beach State '73 (1st, 1973, ROCKETS, 6th)

Born March 29, 1950 in Bellefontaine, OH; 6-6/195; With Rockets: 1973-78

Seasons	G	MIN	FGM-A	PCT	3FTM-A	PCT	FTM-A	PCT	Rebounds			AST	PF-D	ST	BL	PTS	AVG	HI
									OFF	DEF	TOT							
HOU - 5	338	8433	1160-2554	.454	-	-	493-614	.803	465	898	1363	896	801-11	430	143	2813	8.3	33
Playoffs																		
HOU - 1	8	291	36-87	.414	-	-	17-20	.850	24	29	53	35	31-0	14	1	89	11.1	20

## Eldridge Recasner #3

Washington '90 (Undrafted)

Born Dec. 14, 1967 in New Orleans, LA; 6-3/190; With Rockets: 1995-96

Seasons	G	MIN	FGM-A	PCT	3FTM-A	PCT	FTM-A	PCT	Rebounds			AST	PF-D	ST	BL	PTS	AVG	HI
									OFF	DEF	TOT							
HOU - 1	63	1275	149-359	.415	81-191	.424	57-66	.864	31	113	144	170	111-1	23	5	436	6.9	21
Playoffs																		
HOU - 1	1	8	0-3	.000	0-1	.000	0-0	.000	0	1	1	2	0-0	0	0	0	0.0	0

## Robert Reid #50, #33

St. Mary's [TX] '77 (2nd, 1977, ROCKETS, 40th)

Born Aug. 30, 1955 in Atlanta, GA; 6-8/220; With Rockets: 1977-82, 1983-88

Seasons	G	MIN	FGM-A	PCT	3FTM-A	PCT	FTM-A	PCT	Rebounds			AST	PF-D	ST	BL	PTS	AVG	HI
									OFF	DEF	TOT							
HOU - 10	762	21718	3747-8031	.467	76-270	.281	1253-1710	.733	1049	2657	3706	2253	2502-34	881	364	8823	11.6	32
Playoffs																		
HOU - 8	72	2699	427-974	.438	8-52	.154	157-217	.724	109	274	383	333	270-3	105	41	1019	14.2	33

## Rodrick Rhodes #1

Southern California '97 (1st, 1997, ROCKETS, 24th)

Born Sept. 24, 1973, in Jersey City, NJ; 6-6/225; With Rockets 1997-99

Seasons	G	MIN	FGM-A	PCT	3FTM-A	PCT	FTM-A	PCT	Rebounds			AST	PF-D	ST	BL	PTS	AVG	HI
									OFF	DEF	TOT							
HOU - 2	61	1103	114-313	.364	2-8	.250	116-186	.624	30	44	74	111	130-0	63	10	346	5.7	16
Playoffs																		
HOU - 1	3	7	2-3	.667	0-0	.000	2-4	.500	0	1	1	0	0-0	1	0	6	2.0	4

# Rockets All-Time Roster

## Glen Rice #41

Michigan '89 (1st, 1989, Miami, 4th)

Born May 28, 1967 in Flint, MI; 6-8/220; With Rockets: 2001-03

Seasons	G	MIN	FGM-A	PCT	3FTM-A	PCT	FTM-A	PCT	Rebounds		AST	PF-D	ST	BL	PTS	AVG	HI	
									OFF	DEF								
HOU - 2	82	2138	261-624	.418	119-318	.374	87-113	.770	33	168	201	96	133-0	35	8	728	8.9	25

## Eric Riley #42

Michigan '93 (2nd, 1993, Dallas, 33rd)

Born June 2, 1970 in Cleveland, OH; 7-0/240; With Rockets: 1993-94

Seasons	G	MIN	FGM-A	PCT	3FTM-A	PCT	FTM-A	PCT	Rebounds		AST	PF-D	ST	BL	PTS	AVG	HI	
									OFF	DEF								
HOU - 1	47	219	34-70	.486	0-1	.000	20-37	.541	24	35	59	9	30-0	5	9	88	1.9	12

## Pat Riley #42

Kentucky '67 (1st, 1967, ROCKETS, 7th)

Born Mar. 20, 1945 in Rome, NY; 6-4/205; With Rockets: 1967-70

Seasons	G	MIN	FGM-A	PCT	3FTM-A	PCT	FTM-A	PCT	Rebounds		AST	PF-D	ST	BL	PTS	AVG	HI	
									OFF	DEF								
SD - 3	172	2764	527-1338	.394	-	-	258-391	.660	-	-	346	359	419-2	-	-	1312	7.6	25
Playoffs																		
SD - 1	5	76	16-37	.432	-	-	5-6	.833	-	-	11	2	13-0	-	-	37	7.4	18

## Ron Riley #31

Southern California '72 (3rd, 1972, Kansas City-Omaha, 38th)

Born Nov. 11, 1950 in Los Angeles, CA; 6-8/200; With Rockets: 1973-76

Seasons	G	MIN	FGM-A	PCT	3FTM-A	PCT	FTM-A	PCT	Rebounds		AST	PF-D	ST	BL	PTS	AVG	HI	
									OFF	DEF								
HOU - 3	178	3048	368-895	.411	-	-	119-167	.713	263	542	805	234	402-4	103	65	855	4.8	21
Playoffs																		
HOU - 1	8	152	25-42	.595	-	-	6-16	.375	12	24	36	15	18-0	9	2	56	7.0	13

## Austin Rivers #25

Duke '12 (1st, 2012, New Orleans, 10th)

Born August 1, 1992 in Santa Monica, CA; 6-4/200; With Rockets: 2018-19

Seasons	G	MIN	FGM-A	PCT	3FTM-A	PCT	FTM-A	PCT	Rebounds		AST	PF-D	ST	BL	PTS	AVG	HI	
									OFF	DEF								
HOU - 1	47	1345	156-378	.413	71-221	.321	25-49	.510	15	76	91	109	207-0	29	13	408	8.1	25
Playoffs																		
HOU - 1	10	215	27-62	.435	16-35	.457	4-6	.667	2	19	21	10	31-0	5	1	74	7.4	14

## Stanley Roberts #53

Louisiana State '90 (1st, 1991, Orlando, 23rd)

Born Feb. 7, 1970 in Hopkins, SC; 7-0/290; With Rockets: 1998-99

Seasons	G	MIN	FGM-A	PCT	3FTM-A	PCT	FTM-A	PCT	Rebounds		AST	PF-D	ST	BL	PTS	AVG	HI	
									OFF	DEF								
HOU - 1	6	33	5-13	.385	0-0	.000	4-8	.500	4	7	11	0	2-0	0	1	14	2.3	11
Playoffs																		
HOU - 1	3	20	0-6	.000	0-0	.000	1-2	.500	0	3	3	0	5-0	0	4	1	0.3	1

## Larry Robinson #20

Centenary '90 (Undrafted)

Born Jan. 11, 1968 in Bossier City, LA; 6-5/180; With Rockets: 1993-94

Seasons	G	MIN	FGM-A	PCT	3FTM-A	PCT	FTM-A	PCT	Rebounds		AST	PF-D	ST	BL	PTS	AVG	HI	
									OFF	DEF								
HOU - 1	6	55	10-20	.500	2-8	.250	3-8	.375	4	6	10	6	8-0	7	0	25	4.2	9

## Thomas Robinson #0, #41

Kansas '12 (1st, 2012, Sacramento, 5th)

Born March 17, 1991 in Washington, DC; 6-10/237; With Rockets: 2012-13

Seasons	G	MIN	FGM-A	PCT	3FTM-A	PCT	FTM-A	PCT	Rebounds		AST	PF-D	ST	BL	PTS	AVG	HI	
									OFF	DEF								
HOU - 1	19	247	35-78	.449	0-1	.000	16-38	.421	30	47	77	10	29-0	16	5	86	4.5	15

## Carlos Rogers #6

Tennessee State '94 (1st, 1994, Seattle, 11th)

Born Feb. 6, 1971 in Detroit, MI; 6-11/232; With Rockets: 1999-2001

Seasons	G	MIN	FGM-A	PCT	3FTM-A	PCT	FTM-A	PCT	Rebounds		AST	PF-D	ST	BL	PTS	AVG	HI	
									OFF	DEF								
HOU - 2	92	1645	245-434	.565	1-15	.067	110-189	.582	146	268	414	51	110-0	24	52	601	6.5	28

## Wayne "Tree" Rollins #15

Clemson '77 (1st, 1977, Atlanta, 14th)

Born June 16, 1955 in Winter Haven, FL; 7-1/250; With Rockets: 1991-93

Seasons	G	MIN	FGM-A	PCT	3FTM-A	PCT	FTM-A	PCT	Rebounds		AST	PF-D	ST	BL	PTS	AVG	HI	
									OFF	DEF								
HOU - 2	101	944	57-127	.449	0-2	.000	35-42	.833	73	158	231	25	128-0	20	77	149	1.5	13
Playoffs																		
HOU - 1	6	16	0-3	.000	0-1	.000	0-0	.000	1	3	4	0	2-0	2	0	0	0.0	0

## Ralph Sampson #50

Virginia '83 (1st, 1983, ROCKETS, 1st)

Born July 7, 1960 in Harrisonburg, VA; 7-4/230; With Rockets: 1983-88

Seasons	G	MIN	FGM-A	PCT	3FTM-A	PCT	FTM-A	PCT	Rebounds		AST	PF-D	ST	BL	PTS	AVG	HI	
									OFF	DEF								
HOU - 5	305	10674	2489-4985	.499	5-34	.147	1012-1532	.661	924	2265	3189	827	1185-45	307	585	5995	19.7	43
Playoffs																		
HOU - 3	35	1264	274-547	.501	3-4	.750	140-198	.707	118	268	386	108	149-4	34	55	691	19.7	33

## Luis Scola #4

Argentina '02 (2nd, 2002, San Antonio, 56th)

Born April 30, 1980 in Buenos Aires, Argentina; 6-9/245; With Rockets: 2007-12

Seasons	G	MIN	FGM-A	PCT	3FTM-A	PCT	FTM-A	PCT	Rebounds		AST	PF-D	ST	BL	PTS	AVG	HI	
									OFF	DEF								
HOU - 5	386	11662	2334-4576	.510	1-17	.059	928-1248	.744	818	2166	2984	723	1183-11	274	124	5597	14.5	44
Playoffs																		
HOU - 2	19	644	107-223	.480	0-1	.000	57-84	.679	52	113	165	31	75-2	11	4	271	14.3	24

# Rockets All-Time Roster

## Purvis Short #10

Born July 2, 1957 in Hattiesburg, MS; 6-7/220; With Rockets: 1987-89

Seasons	G	MIN	FGM-A	PCT	3FTM-A	PCT	FTM-A	PCT	Rebounds		AST	PF-D	ST	BL	PTS	AVG	HI	
									OFF	DEF								
HOU -2	146	3106	672-1466	.458	14-54	.259	283-329	.860	136	265	401	269	313-1	102	27	1641	11.2	33
Playoffs																		
HOU -2	8	108	15-46	.326	0-3	.000	11-13	.846	11	8	19	3	15-0	1	0	41	5.1	13

## Jackson State '78 (1st, 1978, Golden State, 5th)

## John Shumate #34

Born April 6, 1952 in Greenville, SC; 6-9/235; With Rockets: 1979-80

Seasons	G	MIN	FGM-A	PCT	3FTM-A	PCT	FTM-A	PCT	Rebounds		AST	PF-D	ST	BL	PTS	AVG	HI	
									OFF	DEF								
HOU -1	29	332	34-64	.531	0-0	.000	33-44	.750	25	54	79	23	39-0	8	9	101	3.5	12

## Notre Dame '74 (1st, 1974, Phoenix, 4th)

## Iman Shumpert #1

Born June 26, 1990 in Oak Park, Illinois; 6-5/215; With Rockets: 2018-19

Seasons	G	MIN	FGM-A	PCT	3FTM-A	PCT	FTM-A	PCT	Rebounds		AST	PF-D	ST	BL	PTS	AVG	HI	
									OFF	DEF								
HOU -1	20	382	34-98	.347	21-71	.296	2-4	.500	8	46	54	21	35-0	12	4	91	4.6	10
Playoffs																		
HOU -1	8	109	10-26	.385	8-22	.364	1-4	.250	1	11	12	2	10-0	1	0	29	3.6	11

## Georgia Tech '11 (1st, 2011, New York, 17th)

## Alexey Shved #88

Born Dec. 16, 1988 in Belgorod, Russia; 6-6/190; With Rockets: 2014-15

Seasons	G	MIN	FGM-A	PCT	3FTM-A	PCT	FTM-A	PCT	Rebounds		AST	PF-D	ST	BL	PTS	AVG	HI	
									OFF	DEF								
HOU -1	9	59	8-24	.333	4-12	.333	9-11	.818	1	3	4	3	2-0	3	0	29	3.2	9

## Russia '74 (Undrafted)

## Larry Siegfried #20

Born May 22, 1939 in Shelby, OH; 6-3/192; With Rockets: 1970-72

Seasons	G	MIN	FGM-A	PCT	3FTM-A	PCT	FTM-A	PCT	Rebounds		AST	PF-D	ST	BL	PTS	AVG	HI	
									OFF	DEF								
SD/HOU -2	63	1896	164-424	.387	-	-	142-167	.850	0	-	217	366	167-0	-	-	470	7.5	28

## Ohio State '61 (1st, 1961, Cincinnati, 3rd)

## Bobby "Bingo" Smith #32

Born Feb. 26, 1946 in Memphis, TN; 6-5/212; With Rockets: 1969-70

Seasons	G	MIN	FGM-A	PCT	3FTM-A	PCT	FTM-A	PCT	Rebounds		AST	PF-D	ST	BL	PTS	AVG	HI	
									OFF	DEF								
SD -1	75	1198	242-567	.427	-	-	66-96	.688	0	-	328	75	119-0	-	-	550	7.3	25

## Tulsa '69 (1st, 1969, ROCKETS, 6th)

## Greg Smith #4

Born Jan. 28, 1947 in Princeton, KY; 6-5/200; With Rockets: 1971-73

Seasons	G	MIN	FGM-A	PCT	3FTM-A	PCT	FTM-A	PCT	Rebounds		AST	PF-D	ST	BL	PTS	AVG	HI	
									OFF	DEF								
HOU -2	58	1560	217-489	.444	-	-	70-110	.636	0	-	330	164	175-2	-	-	504	8.7	23

## Western Kentucky '68 (4th, 1968, Milwaukee, 50th)

## Greg Smith #0, #4

Born Jan. 8, 1991 in Vallejo, CA; 6-10/250; With Rockets: 2011-13

Seasons	G	MIN	FGM-A	PCT	3FTM-A	PCT	FTM-A	PCT	Rebounds		AST	PF-D	ST	BL	PTS	AVG	HI	
									OFF	DEF								
HOU -3	89	1279	195-313	.623	0-1	.000	83-135	.615	127	241	368	26	209-2	21	47	473	5.3	21
Playoffs																		
HOU -1	5	59	6-9	.667	0-0	-	6-12	.500	7	6	13	0	9-0	2	2	18	3.6	6

## Fresno State '11 (Undrafted)

## Ishmael Smith #13

Born July 5, 1988 in Charlotte, NC; 6-0/175; With Rockets: 2010-11

Seasons	G	MIN	FGM-A	PCT	3FTM-A	PCT	FTM-A	PCT	Rebounds		AST	PF-D	ST	BL	PTS	AVG	HI	
									OFF	DEF								
HOU -1	28	329	32-83	.386	3-8	.375	7-10	.700	6	36	42	64	26-0	13	2	74	2.6	12

## Wake Forest '10 (Undrafted)

## Josh Smith #5

Born December 5, 1985 in College Park, GA; 6-9/225; With Rockets: 2014-15, 2016

Seasons	G	MIN	FGM-A	PCT	3FTM-A	PCT	FTM-A	PCT	Rebounds		AST	PF-D	ST	BL	PTS	AVG	HI	
									OFF	DEF								
HOU -2	78	1825	319-765	.417	86-276	.312	87-169	.515	118	277	395	193	202-2	66	81	811	10.4	21
Playoffs																		
HOU -2	21	434	91-207	.440	31-79	.392	32-76	.421	27	71	98	50	48-0	10	18	245	11.7	23

## Oak Hill Academy '04 (1st, 2004, Atlanta, 17th)

## Kenny Smith #30

Born March 8, 1965 in Queens, NY; 6-3/170; With Rockets: 1990-96

Seasons	G	MIN	FGM-A	PCT	3FTM-A	PCT	FTM-A	PCT	Rebounds		AST	PF-D	ST	BL	PTS	AVG	HI	
									OFF	DEF								
HOU -6	468	13712	2170-4425	.490	521-1280	.407	1049-1224	.857	170	719	889	2457	699-2	467	42	5910	12.6	41
Playoffs																		
HOU -5	68	2043	268-586	.457	117-261	.448	127-150	.847	22	125	147	305	123-0	54	9	780	11.5	32

## North Carolina '87 (1st, 1987, Sacramento, 6th)

## Larry Smith #13

Born Jan. 18, 1958 in Rolling Fork, MS; 6-8/235; With Rockets: 1989-92

Seasons	G	MIN	FGM-A	PCT	3FTM-A	PCT	FTM-A	PCT	Rebounds		AST	PF-D	ST	BL	PTS	AVG	HI	
									OFF	DEF								
HOU -3	200	4023	279-568	.491	0-3	.000	36-116	.310	589	828	1417	190	589-12	160	57	594	3.0	15
Playoffs																		
HOU -2	7	130	7-12	.583	0-1	.000	0-1	.000	13	13	26	9	22-0	5	1	14	2.0	6

## Alcorn State '80 (2nd, 1980, Golden State, 24th)

History



# Rockets All-Time Roster

## Kirk Snyder #13

Born June 5, 1983 in Los Angeles, CA; 6-6/225; With Rockets: 2006-08

Nevada '04 (1st, 2004, Utah, 16th)

Seasons	G	MIN	FGM-A	PCT	3FTM-A	PCT	FTM-A	PCT	Rebounds		AST	PF-D	ST	BL	PTS	AVG	HI	
									OFF	DEF								
HOU - 2	48	644	79-174	.454	13-53	.245	55-86	.640	22	73	95	47	57-0	12	13	226	4.7	15
Playoffs																		
HOU - 1	3	9	1-3	.333	0-2	.000	0-0	.000	0	1	1	0	0-0	0	0	2	0.7	2

## Vassilis Spanoulis #10

Born Aug. 7, 1982 in Larissa, Greece; 6-4/195; With Rockets: 2006-07

Greece '04 (2nd, 2004, Dallas, 50th)

Seasons	G	MIN	FGM-A	PCT	3FTM-A	PCT	FTM-A	PCT	Rebounds		AST	PF-D	ST	BL	PTS	AVG	HI	
									OFF	DEF								
HOU - 1	31	272	23-72	.319	5-29	.172	34-42	.810	5	17	22	28	33-1	7	1	85	2.7	13
Playoffs																		
HOU - 1	1	3	1-2	.500	0-0	.000	2-2	1.000	0	1	1	1	0-0	0	0	4	4.0	4

## Larry Spriggs #35

Born Sept. 8, 1959 in Cheverly, MD; 6-7/230; With Rockets: 1981-82

Howard '81 (4th, 1981, ROCKETS, 81st)

Seasons	G	MIN	FGM-A	PCT	3FTM-A	PCT	FTM-A	PCT	Rebounds		AST	PF-D	ST	BL	PTS	AVG	HI	
									OFF	DEF								
HOU - 1	4	37	7-11	.636	0-0	.000	0-2	.000	2	4	6	4	7-0	2	0	14	3.5	8
Playoffs																		
HOU - 1	2	9	3-4	.750	0-0	.000	0-1	.000	0	1	1	2	3-0	0	0	6	3.0	4

## Joe Stephens #41

Born Jan. 28, 1973 in Riverside, CA; 6-7/210; With Rockets: 1996-98

Arkansas-Little Rock '96 (Undrafted)

Seasons	G	MIN	FGM-A	PCT	3FTM-A	PCT	FTM-A	PCT	Rebounds		AST	PF-D	ST	BL	PTS	AVG	HI	
									OFF	DEF								
HOU - 2	9	46	11-33	.333	4-13	.308	4-6	.667	5	4	9	4	5-0	5	0	30	3.3	5

## Rod Strickland #31

Born July 11, 1966 in Bronx, NY; 6-3/185; With Rockets: 2004-05

DePaul '88 (1st, 1988, New York, 19th)

Seasons	G	MIN	FGM-A	PCT	3FTM-A	PCT	FTM-A	PCT	Rebounds		AST	PF-D	ST	BL	PTS	AVG	HI	
									OFF	DEF								
HOU - 1	16	196	9-43	.209	1-2	.500	9-10	.900	3	24	27	39	15-0	3	2	28	1.8	5

## John Stroud #42

Born Oct. 29, 1957 in New Albany, MS; 6-7/215; With Rockets: 1980-81

Mississippi '80 (2nd, 1980, ROCKETS, 27th)

Seasons	G	MIN	FGM-A	PCT	3FTM-A	PCT	FTM-A	PCT	Rebounds		AST	PF-D	ST	BL	PTS	AVG	HI	
									OFF	DEF								
HOU - 1	9	88	11-34	.324	0-0	.000	3-4	.750	7	6	13	9	7-0	1	0	25	2.8	11

## Bob Sura #3

Born March 25, 1973 in Wilkes-Barre, PA; 6-5/200; With Rockets: 2004-07

Florida State '95 (1st, 1995, Cleveland, 17th)

Seasons	G	MIN	FGM-A	PCT	3FTM-A	PCT	FTM-A	PCT	Rebounds		AST	PF-D	ST	BL	PTS	AVG	HI	
									OFF	DEF								
HOU - 1	61	1922	215-504	.427	55-155	.355	141-188	.750	79	258	337	317	168-2	65	7	626	10.3	35
Playoffs																		
HOU - 1	7	182	20-46	.435	7-13	.538	8-12	.667	6	21	27	14	15-0	7	0	55	7.9	21

## Stromile Swift #4

Born Nov. 21, 1979 in Shreveport, LA; 6-9/228; With Rockets: 2005-06

Louisiana State '00 (1st, 2000, Vancouver, 2nd)

Seasons	G	MIN	FGM-A	PCT	3FTM-A	PCT	FTM-A	PCT	Rebounds		AST	PF-D	ST	BL	PTS	AVG	HI	
									OFF	DEF								
HOU - 1	66	1344	225-458	.491	0-2	.000	136-209	.651	103	188	291	25	198-3	38	50	586	8.9	26

## Zan Tabak #55

Born June 15, 1970 in Split, Croatia; 7-0/240; With Rockets: 1994-95

Croatia '91 (2nd, 1991, ROCKETS, 51st)

Seasons	G	MIN	FGM-A	PCT	3FTM-A	PCT	FTM-A	PCT	Rebounds		AST	PF-D	ST	BL	PTS	AVG	HI	
									OFF	DEF								
HOU - 1	37	182	24-53	.453	0-1	.000	27-44	.614	23	34	57	4	37-0	2	7	75	2.0	10
Playoffs																		
HOU - 1	8	31	2-5	.400	0-0	.000	2-2	1.000	1	0	1	1	5-0	1	3	6	0.8	2

## Isaiah Taylor #17

Born July 11, 1994 in Hayward, CA; 6-3/170; With Rockets 2016-17

Texas '16 (Undrafted)

Seasons	G	MIN	FGM-A	PCT	3FTM-A	PCT	FTM-A	PCT	Rebounds		AST	PF-D	ST	BL	PTS	AVG	HI	
									OFF	DEF								
HOU - 1	4	52	1-7	.143	0-2	.000	1-2	.500	1	2	3	3	6-0	1	1	3	0.8	3
Playoffs																		
HOU - 1	3	10	0-2	.000	0-1	.000	0-0	--	1	1	2	1	1-0	0	0	0	0.0	0

## Jeff Taylor #13

Born Jan. 1, 1960 in Blytheville, AR; 6-4/175; With Rockets: 1982-83

Texas Tech '82 (2nd, 1982, ROCKETS, 42nd)

Seasons	G	MIN	FGM-A	PCT	3FTM-A	PCT	FTM-A	PCT	Rebounds		AST	PF-D	ST	BL	PTS	AVG	HI	
									OFF	DEF								
HOU - 1	44	774	64-160	.400	0-1	.000	30-46	.652	25	53	78	110	82-1	40	15	158	3.6	12

## Jermaine Taylor #8

Born Dec. 8, 1986 in Eustis, FL; 6-4/210; With Rockets: 2009-11

Central Florida '09 (2nd, 2009, Washington, 32nd)

Seasons	G	MIN	FGM-A	PCT	3FTM-A	PCT	FTM-A	PCT	Rebounds		AST	PF-D	ST	BL	PTS	AVG	HI	
									OFF	DEF								
HOU - 2	39	380	61-151	.404	7-27	.259	38-52	.731	22	33	55	18	19-0	12	5	167	4.3	15

# Rockets All-Time Roster

## Maurice Taylor #2

Born Oct. 30, 1976 in Detroit, MI; 6-9/260; With Rockets: 2000-05

Seasons	G	MIN	FGM-A	PCT	3FTM-A	PCT	FTM-A	PCT	Rebounds			AST	PF-D	ST	BL	PTS	AVG	HI
									OFF	DEF	TOT							
HOU - 4	249	6335	1115-2389	.467	3-16	.188	386-534	.723	376	788	1164	330	735-11	109	119	2619	10.5	34
Playoffs																		
HOU - 1	5	115	18-38	.474	0-0	.000	13-17	.765	5	11	16	5	20-0	0	1	49	9.8	16

## Michigan '97 (1st, 1997, L.A. Clippers, 14th)

## Terry Teagle #20, #10

Born April 10, 1960 in Broadus, TX; 6-5/195; With Rockets: 1982-84, 1992-93

Seasons	G	MIN	FGM-A	PCT	3FTM-A	PCT	FTM-A	PCT	Rebounds			AST	PF-D	ST	BL	PTS	AVG	HI
									OFF	DEF	TOT							
HOU - 3	143	2349	482-1098	.439	17-56	.304	125-171	.731	102	173	275	215	253-1	66	22	1106	7.7	34
Playoffs																		
HOU - 1	5	12	2-5	.400	0-0	.000	0-2	.000	0	0	0	0	1-0	0	0	4	0.8	2

## Baylor '82 (1st, 1982, ROCKETS, 16th)

## Garrett Temple #2

Born May 8, 1986 in Baton Rouge, LA; 6-6/190; With Rockets: 2009-10

Seasons	G	MIN	FGM-A	PCT	3FTM-A	PCT	FTM-A	PCT	Rebounds			AST	PF-D	ST	BL	PTS	AVG	HI
									OFF	DEF	TOT							
HOU - 1	9	118	13-29	.448	3-12	.250	16-24	.667	2	12	14	7	16-0	4	4	45	5.0	11

## LSU '09 (Undrafted)

## Jason Terry #31

Born September 15, 1977 in Seattle, WA; 6-2/176; With Rockets: 2014-16

Seasons	G	MIN	FGM-A	PCT	3FTM-A	PCT	FTM-A	PCT	Rebounds			AST	PF-D	ST	BL	PTS	AVG	HI
									OFF	DEF	TOT							
HOU - 2	149	2899	339-822	.412	219-584	.375	66-81	.815	29	171	200	250	207-0	113	28	963	6.5	21
Playoffs																		
HOU - 2	22	611	70-172	.407	35-101	.347	16-19	.842	7	42	49	54	59-0	17	3	191	8.7	16

## Arizona '99 (1st, Atlanta, 10th)

## Hasheem Thabeet #32

Born Feb. 16, 1987 in Dar es Salaam, Tanzania; 7-3/263; With Rockets: 2010-12

Seasons	G	MIN	FGM-A	PCT	3FTM-A	PCT	FTM-A	PCT	Rebounds			AST	PF-D	ST	BL	PTS	AVG	HI
									OFF	DEF	TOT							
HOU - 2	7	27	3-4	.750	0-0	-	0-0	-	1	6	7	0	8-0	0	3	6	0.9	6

## Connecticut '09 (1st, 2009, Memphis, 2nd)

## Kenny Thomas #21

Born July 25, 1977 in Atlanta, GA; 6-7/261; With Rockets: 1999-2003

Seasons	G	MIN	FGM-A	PCT	3FTM-A	PCT	FTM-A	PCT	Rebounds			AST	PF-D	ST	BL	PTS	AVG	HI
									OFF	DEF	TOT							
HOU - 4	238	6687	896-2015	.445	57-230	.248	485-716	.677	472	1035	1507	366	589-9	195	137	2334	9.8	31

## New Mexico '99 (1st, 1999, ROCKETS, 22nd)

## Bernard Thompson #25

Born Aug. 30, 1962 in Phoenix, AZ; 6-6/210; With Rockets: 1988-89

Seasons	G	MIN	FGM-A	PCT	3FTM-A	PCT	FTM-A	PCT	Rebounds			AST	PF-D	ST	BL	PTS	AVG	HI
									OFF	DEF	TOT							
HOU - 1	23	222	20-59	.339	0-2	.000	22-26	.846	9	19	28	13	33-0	13	1	62	2.7	10

## Fresno State '84 (1st, 1984, Portland, 19th)

## Otis Thorpe #33

Born Aug. 5, 1962 in Boynton Beach, FL; 6-10/240; With Rockets: 1988-95

Seasons	G	MIN	FGM-A	PCT	3FTM-A	PCT	FTM-A	PCT	Rebounds			AST	PF-D	ST	BL	PTS	AVG	HI
									OFF	DEF	TOT							
HOU - 7	518	18631	3215-5747	.559	3-33	.091	1744-2604	.670	1705	3305	5010	1338	1703-33	404	178	8177	15.8	40
Playoffs																		
HOU - 5	46	1705	257-429	.599	1-2	.500	111-175	.634	131	278	409	112	158-3	31	12	626	13.6	28

## Providence '84 (1st, 1984, Kansas City, 9th)

## Marcus Thornton #10

Born June 5, 1987 in Baton Rouge, LA; 6-4/205; With Rockets 2015-16

Seasons	G	MIN	FGM-A	PCT	3FTM-A	PCT	FTM-A	PCT	Rebounds			AST	PF-D	ST	BL	PTS	AVG	HI
									OFF	DEF	TOT							
HOU - 1	47	885	174-435	.400	73-216	.338	51-58	.879	31	84	115	66	73-10	34	3	472	10.0	32

## LSU '09 (2nd, 2009, Miami, 43rd)

## Sedale Threatt #2

Born Sept. 10, 1961 in Atlanta, GA; 6-2/185; With Rockets: 1996-97

Seasons	G	MIN	FGM-A	PCT	3FTM-A	PCT	FTM-A	PCT	Rebounds			AST	PF-D	ST	BL	PTS	AVG	HI
									OFF	DEF	TOT							
HOU - 1	21	334	28-74	.378	8-20	.400	6-8	.750	5	19	24	40	29-0	15	3	70	3.3	15
Playoffs																		
HOU - 1	16	266	22-56	.393	9-30	.300	6-8	.750	2	15	17	48	35-0	6	4	59	3.7	9

## West Virginia Tech '83 (6th, 1983, Philadelphia, 139th)

## Rudy Tomjanovich #45

Born Nov. 24, 1948 in Hamtramck, MI; 6-8/220; With Rockets: 1970-81 (#45 retired)

Seasons	G	MIN	FGM-A	PCT	3FTM-A	PCT	FTM-A	PCT	Rebounds			AST	PF-D	ST	BL	PTS	AVG	HI
									OFF	DEF	TOT							
SOU/HOU-11	768	25714	5630-11240	.501	34-130	.262	2089-2666	.784	0	-	6198	1573	1937-8	374	175	13383	17.4	42
Playoffs																		
HOU - 5	37	1041	213-436	.489	1-10	.100	84-109	.771	67	122	189	59	78-1	11	8	511	13.8	30

## Michigan '70 (1st, 1970, ROCKETS, 2nd)

## Oscar Torres #18

Born Dec. 18, 1976 in Caracas, Venezuela; 6-6/210; With Rockets: 2001-02

Seasons	G	MIN	FGM-A	PCT	3FTM-A	PCT	FTM-A	PCT	Rebounds			AST	PF-D	ST	BL	PTS	AVG	HI
									OFF	DEF	TOT							
HOU - 1	65	1075	135-341	.396	37-126	.294	82-105	.781	47	75	122	40	64-0	25	9	389	6.0	28

## Venezuela '01 (Undrafted)

# Rockets All-Time Roster

## John Q. Trapp #31

Born Oct. 2, 1945 in Detroit, MI; 6-7/215; With Rockets: 1968-71

## UNLV '68 (2nd, 1968, ROCKETS, 15th)

Seasons	G	MIN	FGM-A	PCT	3FTM-A	PCT	FTM-A	PCT	Rebounds		AST	PF-D	ST	BL	PTS	AVG	HI
									OFF	DEF							
SD - 3	177	3247	536-1280	.419	-	-	233-321	.726	-	868	192	575-19	-	-	1305	7.4	25

## Jake Tsakalidis #25

Born June 10, 1979 in Rustavi, Republic of Georgia; 7-2/290; With Rockets: 2006-07

## Greece '00 (1st, 2000, Phoenix, 25th)

Seasons	G	MIN	FGM-A	PCT	3FTM-A	PCT	FTM-A	PCT	Rebounds		AST	PF-D	ST	BL	PTS	AVG	HI	
									OFF	DEF								
HOU - 1	13	132	9-22	.409	0-0	.000	12-15	.800	18	22	40	3	17-0	1	1	30	2.3	7
Playoffs HOU - 1	1	3	0-0	.000	0-0	.000	2-2	1.000	1	3	4	0	0-0	0	0	2	2.0	2

## P.J. Tucker #4, #17

Born May 5, 1985 in Raleigh, NC; 6-6/245; With Rockets 2017-19

## Texas '06 (2nd, 2006, Toronto, 35th)

Seasons	G	MIN	FGM-A	PCT	3FTM-A	PCT	FTM-A	PCT	Rebounds		AST	PF-D	ST	BL	PTS	AVG	HI	
									OFF	DEF								
HOU - 2	164	5083	379-964	.393	261-697	.374	84-119	.706	214	722	936	173	457-4	210	65	137	1103	21
Playoffs HOU - 2	28	995	92-196	.469	61-132	.462	31-41	.756	42	151	193	41	81-0	30	21	22	276	22

## Andre Turner #13

Born Dec. 13, 1964 in Memphis, TN; 5-11/160; With Rockets: 1987-88

## Memphis State '86 (3rd, 1986, L.A. Lakers, 69th)

Seasons	G	MIN	FGM-A	PCT	3FTM-A	PCT	FTM-A	PCT	Rebounds		AST	PF-D	ST	BL	PTS	AVG	HI	
									OFF	DEF								
HOU - 1	12	99	12-34	.353	1-7	.143	10-14	.714	4	4	8	23	13-0	7	1	35	2.9	8

## John Turner #40

Born Nov. 30, 1967 in Glenarden, MD; 6-8/245; With Rockets: 1991-92

## Phillips [OK] '91 (1st, 1991, ROCKETS, 20th)

Seasons	G	MIN	FGM-A	PCT	3FTM-A	PCT	FTM-A	PCT	Rebounds		AST	PF-D	ST	BL	PTS	AVG	HI	
									OFF	DEF								
HOU - 1	42	345	43-98	.439	0-0	.000	31-59	.525	38	40	78	12	40-0	6	4	117	2.8	15

## John Vallely #33

Born Oct. 3, 1948; 6-3/180; With Rockets: 1971-72

## UCLA '70 (1st, 1970, Atlanta, 14th)

Seasons	G	MIN	FGM-A	PCT	3FTM-A	PCT	FTM-A	PCT	Rebounds		AST	PF-D	ST	BL	PTS	AVG	HI	
									OFF	DEF								
HOU - 1	40	256	49-128	.383	-	-	17-25	.680	-	-	21	28	37-0	-	-	115	2.9	19

## Von Wafer #13

Born July 21, 1985 in Homer, LA; 6-5/210; With Rockets: 2008-09

## Florida State '05 (2nd, 2005, L.A. Lakers, 39th)

Seasons	G	MIN	FGM-A	PCT	3FTM-A	PCT	FTM-A	PCT	Rebounds		AST	PF-D	ST	BL	PTS	AVG	HI	
									OFF	DEF								
HOU - 1	63	1225	229-512	.447	64-164	.390	88-117	.752	19	94	113	71	71-0	40	8	610	9.7	23
Playoffs HOU - 1	13	181	39-92	.424	9-22	.409	19-22	.864	0	12	12	9	11-0	2	1	106	8.2	21

## Granville Waiters #31

Born Jan. 8, 1961 in Columbus, OH; 6-11/225; With Rockets: 1985-86

## Ohio State '83 (2nd, 1983, Portland, 39th)

Seasons	G	MIN	FGM-A	PCT	3FTM-A	PCT	FTM-A	PCT	Rebounds		AST	PF-D	ST	BL	PTS	AVG	HI	
									OFF	DEF								
HOU - 1	43	156	13-39	.333	0-1	.000	1-6	.167	15	13	28	8	30-0	4	10	27	0.6	6
Playoffs HOU - 1	11	26	4-7	.571	0-0	.000	0-0	.000	2	3	5	0	3-0	1	3	8	0.7	4

## Jimmy Walker #11

Born April 8, 1944 in Amherst, VA; 6-3/205; With Rockets: 1972-74

## Providence '67 (1st, 1967, Detroit, 1st)

Seasons	G	MIN	FGM-A	PCT	3FTM-A	PCT	FTM-A	PCT	Rebounds		AST	PF-D	ST	BL	PTS	AVG	HI	
									OFF	DEF								
HOU - 2	84	3117	612-1313	.466	-	-	244-277	.881	-	-	270	446	211-0	-	-	1468	17.5	32

## Wally Walker #42

Born July 18, 1954 in Millersville, PA; 6-7/210; With Rockets: 1982-84

## Virginia '76 (1st, 1976, Portland, 5th)

Seasons	G	MIN	FGM-A	PCT	3FTM-A	PCT	FTM-A	PCT	Rebounds		AST	PF-D	ST	BL	PTS	AVG	HI	
									OFF	DEF								
Char - 2	140	2863	480-1047	.458	3-10	.300	78-134	.582	163	302	465	254	267-3	54	26	1041	7.4	23

## Charlie Ward #17

Born Oct. 12, 1970 in Tallahassee, FL; 6-2/185; With Rockets: 2004-05

## Florida State '94 (1st, 1994, New York, 26th)

Seasons	G	MIN	FGM-A	PCT	3FTM-A	PCT	FTM-A	PCT	Rebounds		AST	PF-D	ST	BL	PTS	AVG	HI	
									OFF	DEF								
HOU - 1	14	360	24-77	.312	16-51	.314	11-13	.846	6	33	39	43	22-0	15	0	75	5.4	14

## Jim Ware #27

Born May 2, 1944 in Natchez, MS; 6-7/210; With Rockets: 1967-68

## Oklahoma City '66 (3rd, 1966, Cincinnati, 26th)

Seasons	G	MIN	FGM-A	PCT	3FTM-A	PCT	FTM-A	PCT	Rebounds		AST	PF-D	ST	BL	PTS	AVG	HI	
									OFF	DEF								
SD - 1	30	228	25-97	.258	-	-	23-34	.676	-	-	77	7	28-1	-	-	73	2.4	8

# Rockets All-Time Roster

## Don "Slick" Watts #00

Born July 22, 1951 in Rolling Fork, MS; 6-1/175; With Rockets: 1978-79

Seasons	G	MIN	FGM-A	PCT	3FTM-A	PCT	FTM-A	PCT	--Rebounds--			AST	PF-D	ST	BL	PTS	AVG	HI
									OFF	DEF	TOT							
HOU - 1	61	1046	92-227	.405	-	-	41-67	.612	35	68	103	243	143-1	73	14	225	3.7	16
Playoffs																		
HOU - 1	2	43	6-15	.400	-	-	2-3	.667	4	3	7	7	8-0	4	1	14	7.0	8

## Xavier [LA] '73 (Undrafted)

## Clarence Weatherspoon #30

Born Sept. 8, 1970 in Crawford, MS; 6-7/270; With Rockets: 2003-05

Seasons	G	MIN	FGM-A	PCT	3FTM-A	PCT	FTM-A	PCT	--Rebounds--			AST	PF-D	ST	BL	PTS	AVG	HI
									OFF	DEF	TOT							
HOU - 2	77	1177	133-285	.467	0-1	.000	64-88	.727	95	181	276	34	130-1	31	19	330	4.3	16
Playoffs																		
HOU - 2	3	23	2-5	.400	0-0	.000	3-6	.500	2	2	4	0	4-0	0	0	7	2.3	4

## Southern Miss '92 (1st, 1992, Philadelphia, 9th)

## Brianté Weber #0

Born Dec. 29, 1992 in Chesapeake, VA; 6-2/165; With Rockets: 2017-18

Seasons	G	MIN	FGM-A	PCT	3FTM-A	PCT	FTM-A	PCT	--Rebounds--			AST	PF-D	ST	BL	PTS	AVG	HI
									OFF	DEF	TOT							
HOU - 1	13	118	9-22	.409	4-9	.444	4-4	1.000	3	15	18	13	18-0	10	3	26	2.0	9

## Virginia Commonwealth '15 (Undrafted)

## Bonzi Wells #6

Born Sept. 28, 1976 in Muncie, IN; 6-5/210; With Rockets: 2006-08

Seasons	G	MIN	FGM-A	PCT	3FTM-A	PCT	FTM-A	PCT	--Rebounds--			AST	PF-D	ST	BL	PTS	AVG	HI
									OFF	DEF	TOT							
HOU - 2	79	1714	260-619	.420	9-45	.200	157-256	.613	89	291	380	111	175-0	75	37	686	8.7	27

## Ball State '98 (1st, 1998, Detroit, 11th)

## Owen Wells #30

Born Dec. 9, 1950 in Providence, RI; 6-7/200; With Rockets: 1974-75

Seasons	G	MIN	FGM-A	PCT	3FTM-A	PCT	FTM-A	PCT	--Rebounds--			AST	PF-D	ST	BL	PTS	AVG	HI
									OFF	DEF	TOT							
HOU - 1	33	214	42-100	.420	-	-	15-22	.682	12	23	35	22	38-0	9	3	99	3.0	12
Playoffs																		
HOU - 1	4	5	3-5	.600	-	-	0-0	.000	0	1	1	1	1-0	0	0	6	1.5	2

## Detroit '74 (5th, 1974, ROCKETS, 77th)

## David Wesley #7

Born Nov. 14, 1970 in San Antonio, TX; 6-1/205; With Rockets: 2004-06

Seasons	G	MIN	FGM-A	PCT	3FTM-A	PCT	FTM-A	PCT	--Rebounds--			AST	PF-D	ST	BL	PTS	AVG	HI
									OFF	DEF	TOT							
HOU - 2	125	4212	427-1059	.403	189-506	.374	246-300	.820	50	271	321	360	362-5	120	14	1289	10.3	26
Playoffs																		
HOU - 1	7	280	19-54	.352	10-21	.476	9-13	.692	4	17	21	23	20-0	9	1	57	8.1	17

## Baylor '92 (Undrafted)

## James White #8

Born Oct. 21, 1982 in Washington, DC; 6-7/200; With Rockets: 2008-09

Seasons	G	MIN	FGM-A	PCT	3FTM-A	PCT	FTM-A	PCT	--Rebounds--			AST	PF-D	ST	BL	PTS	AVG	HI
									OFF	DEF	TOT							
HOU - 1	4	11	3-5	.600	1-2	.500	0-0	.000	0	0	0	1	2-0	1	1	7	1.8	5
Playoffs																		
HOU - 1	5	12	3-9	.333	1-2	.500	0-0	.000	1	0	1	0	0-0	0	0	7	1.4	4

## Cincinnati '06 (2nd, 2006, Portland, 31st)

## Rudy White #32

Born June 23, 1953 in Silver City, NM; 6-2/195; With Rockets: 1975-80

Seasons	G	MIN	FGM-A	PCT	3FTM-A	PCT	FTM-A	PCT	--Rebounds--			AST	PF-D	ST	BL	PTS	AVG	HI
									OFF	DEF	TOT							
HOU - 4	108	977	133-317	.420	0-0	.000	57-81	.704	34	75	109	92	103-0	43	6	323	3.0	14
Playoffs																		
HOU - 1	1	2	1-3	.333	0-0	.000	0-0	.000	1	0	1	0	0-0	1	0	2	2.0	2

## Arizona State '75 (3rd, 1975, ROCKETS, 47th)

## Mitchell Wiggins #15

Born Sept. 28, 1959 in Lenoir County, NC; 6-4/185; With Rockets: 1984-87, 1989-90

Seasons	G	MIN	FGM-A	PCT	3FTM-A	PCT	FTM-A	PCT	--Rebounds--			AST	PF-D	ST	BL	PTS	AVG	HI
									OFF	DEF	TOT							
HOU - 3	29	539	105-212	.495	0-3	.000	23-31	.742	45	48	93	34	55-0	19	3	233	8.0	24

## Florida State '83 (1st, 1983, Indiana, 23rd)

## Mike Wilks #29

Born May 7, 1979 in Milwaukee, WI; 5-10/186; With Rockets: 2003-04

Seasons	G	MIN	FGM-A	PCT	3FTM-A	PCT	FTM-A	PCT	--Rebounds--			AST	PF-D	ST	BL	PTS	AVG	HI
									OFF	DEF	TOT							
HOU - 1	26	145	17-36	.472	6-10	.600	10-12	.833	3	13	16	17	15-0	3	0	50	1.9	13
Playoffs																		
HOU - 1	2	5	0-0	.000	0-0	.000	0-0	.000	0	0	0	1	0-0	0	0	0	0.0	0

## Rice '01 (Undrafted)

## Art "Hambone" Williams #14

Born Sept. 29, 1939 in Bonham, TX; 6-1/190; With Rockets: 1967-70

Seasons	G	MIN	FGM-A	PCT	3FTM-A	PCT	FTM-A	PCT	--Rebounds--			AST	PF-D	ST	BL	PTS	AVG	HI
									OFF	DEF	TOT							
SD - 3	238	5271	681-1774	.384	-	-	306-432	.708	-	-	942	1418	610-0	-	-	1668	7.0	26
Playoffs																		
SD - 1	6	102	12-25	.480	-	-	3-7	.429	-	-	17	32	15-0	-	-	27	4.5	12

## Cal Poly-Pomona '63 (Undrafted)

History

# Rockets All-Time Roster

## Bernie Williams #18, #35

LaSalle '69 (2nd, 1969, ROCKETS, 21st)

Born Dec. 30, 1945 in Washington, DC; 6-3/175; With Rockets: 1969-71

Seasons	G	MIN	FGM-A	PCT	3FTM-A	PCT	FTM-A	PCT	Rebounds			AST	PF-D	ST	BL	PTS	AVG	HI
									OFF	DEF	TOT							
SD - 2	128	1936	363-979	.371	-	-	164-203	.808	-	-	240	278	200-1	-	-	890	7.0	34

## Justin Williams #30

Wyoming '06 (Undrafted)

Born May 12, 1984 in Chicago, IL; 6-10/260; With Rockets: 2007-08

Seasons	G	MIN	FGM-A	PCT	3FTM-A	PCT	FTM-A	PCT	Rebounds			AST	PF-D	ST	BL	PTS	AVG	HI
									OFF	DEF	TOT							
HOU - 1	1	6	1-3	.333	0-0	.000	1-4	.250	1	0	1	0	3-0	0	0	3	3.0	3

## Lou Williams #12

South Gwinnett (GA) H.S. '05 (2nd, 2005, Philadelphia, 45th)

Born Oct. 27, 1986 in Snellville, GA; 6-1/175; With Rockets 2016-17

Seasons	G	MIN	FGM-A	PCT	3FTM-A	PCT	FTM-A	PCT	Rebounds			AST	PF-D	ST	BL	PTS	AVG	HI
									OFF	DEF	TOT							
HOU - 1	23	591	102-264	.386	41-129	.318	98-113	.867	12	58	70	56	25-0	15	9	343	14.9	31
Playoffs																		
HOU - 1	11	272	50-118	.424	12-39	.308	26-29	.897	7	23	30	14	17-0	7	1	138	12.5	22

## Terrence Williams #1

Louisville '09 (1st, 2009, New Jersey, 11th)

Born June 28, 1987 in Seattle, WA; 6-6/220; With Rockets: 2010-12

Seasons	G	MIN	FGM-A	PCT	3FTM-A	PCT	FTM-A	PCT	Rebounds			AST	PF-D	ST	BL	PTS	AVG	HI
									OFF	DEF	TOT							
HOU - 2	23	265	34-99	.343	10-29	.345	15-23	.652	3	40	43	17	20-0	8	1	93	4.0	13

## Troy Williams #14, #5

Indiana '16 (Undrafted)

Born Dec. 30, 1994 in Hampton, VA; 6-7/218; With Rockets 2016-17

Seasons	G	MIN	FGM-A	PCT	3FTM-A	PCT	FTM-A	PCT	Rebounds			AST	PF-D	ST	BL	PTS	AVG	HI
									OFF	DEF	TOT							
HOU - 2	10	156	24-53	.453	8-26	.308	7-10	.700	10	18	28	7	20-0	4	1	63	6.3	21
Playoffs																		
HOU - 1	5	19	0-9	.000	0-5	.000	1-2	.500	2	5	7	1	0-0	0	0	1	0.2	1

## Walt Williams #42

Maryland '92 (1st, 1992, Sacramento, 7th)

Born April 16, 1970 in Washington, DC; 6-8/230; With Rockets: 1999-2002

Seasons	G	MIN	FGM-A	PCT	3FTM-A	PCT	FTM-A	PCT	Rebounds			AST	PF-D	ST	BL	PTS	AVG	HI
									OFF	DEF	TOT							
HOU - 3	196	4559	680-1590	.428	278-692	.402	238-300	.793	137	576	713	323	449-4	97	82	1876	9.6	31

## Kevin Willis #42, #43

Michigan State '84 (1st, 1984, Atlanta, 11th)

Born Sept. 6, 1962 in Los Angeles, CA; 7-0/245; With Rockets: 1996-98, 2001-02

Seasons	G	MIN	FGM-A	PCT	3FTM-A	PCT	FTM-A	PCT	Rebounds			AST	PF-D	ST	BL	PTS	AVG	HI
									OFF	DEF	TOT							
HOU - 3	208	5357	1006-2053	.490	3-22	.136	447-594	.753	483	1056	1539	163	549-2	122	93	2462	11.8	33
Playoffs																		
HOU - 2	21	463	60-150	.400	0-2	.000	38-54	.704	40	88	128	16	68-0	17	7	158	7.5	18

## Bill Willoughby #32

Englewood Morrow [NJ] H.S. '75 (2nd, 1975, Atlanta, 19th)

Born May 20, 1957 in Englewood, NJ; 6-8/205; With Rockets: 1980-82

Seasons	G	MIN	FGM-A	PCT	3FTM-A	PCT	FTM-A	PCT	Rebounds			AST	PF-D	ST	BL	PTS	AVG	HI
									OFF	DEF	TOT							
HOU - 2	124	2620	390-751	.519	3-7	.429	105-141	.745	181	310	491	139	248-1	49	90	888	7.2	21
Playoffs																		
HOU - 2	21	434	43-118	.364	0-1	.000	32-42	.762	30	61	91	23	43-0	14	19	118	5.6	14

## Kyle Wiltjer #30

Gonzaga '16 (Undrafted)

Born Oct. 20, 1992 in Portland, OR; 6-10/240; With Rockets: 2016-17

Seasons	G	MIN	FGM-A	PCT	3FTM-A	PCT	FTM-A	PCT	Rebounds			AST	PF-D	ST	BL	PTS	AVG	HI
									OFF	DEF	TOT							
HOU - 1	14	44	4-14	.286	4-13	.308	1-2	.500	4	6	10	2	4-0	3	1	13	0.9	7
Playoffs																		
HOU - 1	1	5	1-1	1.000	1-1	1.000	0-0	-	0	0	0	0	0-0	0	0	3	3.0	3

## Kennard Winchester #20

Averett [VA] '89 (Undrafted)

Born Sept. 3, 1966 in Chestertown, MD; 6-5/212; With Rockets: 1990-92, 1992-93

Seasons	G	MIN	FGM-A	PCT	3FTM-A	PCT	FTM-A	PCT	Rebounds			AST	PF-D	ST	BL	PTS	AVG	HI
									OFF	DEF	TOT							
HOU - 3	107	964	160-387	.413	12-39	.308	52-67	.776	51	65	116	38	111-0	26	23	384	3.6	18

## Dave Wohl #11

Pennsylvania '71 (3rd, 1971, Philadelphia, 46th)

Born Nov. 2, 1949 in Flushing, NY; 6-2/185; With Rockets: 1973-77

Seasons	G	MIN	FGM-A	PCT	3FTM-A	PCT	FTM-A	PCT	Rebounds			AST	PF-D	ST	BL	PTS	AVG	HI
									OFF	DEF	TOT							
HOU - 4	165	2933	337-769	.438	-	-	154-201	.766	40	150	190	576	378-6	144	11	828	5.0	29
Playoffs																		
HOU - 1	4	8	3-3	1.000	-	-	0-0	.000	0	1	1	2	2-0	1	0	6	1.5	4

## David Wood #10

Nevada-Reno '87 (Signed Free Agent, Chicago; Sept. 27, 1988)

Born Nov. 30, 1964 in Spokane, WA; 6-9/228; With Rockets: 1990-91

Seasons	G	MIN	FGM-A	PCT	3FTM-A	PCT	FTM-A	PCT	Rebounds			AST	PF-D	ST	BL	PTS	AVG	HI
									OFF	DEF	TOT							
HOU - 1	82	1421	148-349	.424	28-90	.311	108-133	.812	107	139	246	94	236-4	58	16	432	5.3	27
Playoffs																		
HOU - 1	3	44	2-3	.667	1-1	1.000	2-4	.500	1	4	5	3	8-0	3	0	7	2.3	5

# Rockets All-Time Roster

## Loren Woods #33

Arizona '01 (2nd, 2001, Minnesota, 46th)

Born June 21, 1978 in St. Louis, MO; 7-2/260; With Rockets: 2007-08

Seasons	G	MIN	FGM-A	PCT	3FTM-A	PCT	FTM-A	PCT	--Rebounds--				AST	PF-D	ST	BL	PTS	AVG	HI
									OFF	DEF	TOT								
HOU - 1	7	17	3-5	.600	0-0	.000	0-0	.000	0	1	1	0	2-0	0	0	6	0.9	4	
Playoffs																			
HOU - 1	1	1	1-1	1.000	0-0	.000	0-0	.000	1	0	1	0	0-0	0	0	2	2.0	2	

## Mike Woodson #42

Indiana '80 (1st, 1980, New York, 12th)

Born March 24, 1958 in Indianapolis, IN; 6-5/198; With Rockets: 1988-91

Seasons	G	MIN	FGM-A	PCT	3FTM-A	PCT	FTM-A	PCT	--Rebounds--				AST	PF-D	ST	BL	PTS	AVG	HI
									OFF	DEF	TOT								
HOU - 3	153	3356	591-1395	.424	44-136	.324	267-335	.797	78	215	293	282	306-2	136	33	1493	9.8	29	
Playoffs																			
HOU - 2	5	143	18-52	.346	3-10	.300	10-12	.833	4	5	9	20	8-0	4	2	49	9.8	15	

## Brandon Wright #32

North Carolina '07 (1st, 2007, Charlotte, 8th)

Born Oct. 5, 1987 in Nashville, TN; 6-10/210; With Rockets: 2018

Seasons	G	MIN	FGM-A	PCT	3FTM-A	PCT	FTM-A	PCT	--Rebounds--				AST	PF-D	ST	BL	PTS	AVG	HI
									OFF	DEF	TOT								
HOU - 1	1	15	2-3	.667	0-0	-	0-0	-	1	1	2	0	3-0	0	1	4	4.0	4	

## Yao Ming #11

China '02 (1st, 2002, ROCKETS, 1st)

Born Sept. 12, 1980 in Shanghai, China; 7-6/310; With Rockets: 2002-11

Seasons	G	MIN	FGM-A	PCT	3FTM-A	PCT	FTM-A	PCT	--Rebounds--				AST	PF-D	ST	BL	PTS	AVG	HI
									OFF	DEF	TOT								
HOU - 9	486	15818	3380-6445	.524	2-10	.200	2485-2984	.833	1233	3261	4494	769	1596-22	189	920	9247	19.0	41	
Playoffs																			
HOU - 4	28	988	195-376	.519	0-0	.000	165-198	.833	76	185	261	29	105-3	9	42	555	19.8	33	

## Zhou Qi #9

China '16 (2nd, 2016, ROCKETS, 43rd)

Born Jan. 16, 1996 in Xinxiang, China; 7-1/210; With Rockets: 2017-10

Seasons	G	MIN	FGM-A	PCT	3FTM-A	PCT	FTM-A	PCT	--Rebounds--				AST	PF-D	ST	BL	PTS	AVG	HI
									OFF	DEF	TOT								
HOU - 2	19	125	7-33	.212	2-19	.105	8-12	.667	6	16	22	2	14-0	2	14	24	1.3	6	
Playoffs																			
HOU - 1	3	6	1-1	1.000	0-0	-	0-0	-	0	1	1	0	0-0	0	0	2	0.7	2	



# Playoffs



# Rockets in the Playoffs

**33 Years, Won 153, Lost 157 (.494) — Series: 60, Won 29, Lost 31**  
**Home: 98-58 (.628), Road: 55-99 (.357)**

Opponent	W-L	Home	Road	Series
<b>Atlanta</b>	<b>2-6</b>	<b>2-2</b>	<b>0-4</b>	<b>0-2</b>
Years Played: 1969, 1979 Last Meeting: April 13, 1979, at Atlanta (Hawks 100-91, Series: Atlanta 2-0)				
<b>Boston</b>	<b>5-16</b>	<b>4-6</b>	<b>1-10</b>	<b>0-4</b>
Years Played: 1975, 1980, 1981, 1986 Last Meeting: June 8, 1986, at Boston (Celtics 114-97, Series: Boston 4-2)				
<b>Dallas</b>	<b>8-8</b>	<b>4-4</b>	<b>4-4</b>	<b>1-2</b>
Years Played: 1988, 2005, 2015 Last Meeting: Apr. 28, 2015, at Toyota Center (Rockets 103-94, Series: Rockets 4-1)				
<b>Denver</b>	<b>4-2</b>	<b>3-0</b>	<b>1-2</b>	<b>1-0</b>
Year Played: 1986 Last Meeting: May 8, 1986, at Denver (Rockets 126-122, 2OT, Series: Houston 4-2)				
<b>Golden State</b>	<b>7-16</b>	<b>6-5</b>	<b>1-10</b>	<b>0-3</b>
Year Played: 2015, 2016, 2018, 2019 Last Meeting: May 10, 2019, at Toyota Center (Warriors 118-113), Series: Warriors 4-2)				
<b>L.A. Clippers</b>	<b>7-5</b>	<b>5-2</b>	<b>2-3</b>	<b>2-0</b>
Year Played: 1993, 2015 Last Meeting: May 17, 2015, at Toyota Center (Rockets 113-100, Series: Houston 4-3)				
<b>L.A. Lakers</b>	<b>15-20</b>	<b>9-6</b>	<b>6-14</b>	<b>3-5</b>
Years Played: 1981, 1986, 1990, 1991, 1996, 1999, 2004, 2009 Last Meeting: May 17, 2009, at L.A. Lakers (Lakers 89-70, Series: L.A. Lakers 4-3)				
<b>Minnesota</b>	<b>7-1</b>	<b>5-0</b>	<b>2-1</b>	<b>2-0</b>
Year Played: 1997, 2018 Last Meeting: April 25, 2018, at Toyota Center (Rockets 122-104, Series: Houston 4-1)				
<b>New York</b>	<b>6-4</b>	<b>5-1</b>	<b>1-3</b>	<b>2-0</b>
Years Played: 1975, 1994 Last Meeting: June 22, 1994, at The Summit (Rockets 90-84, Series: Houston 4-3)				

Opponent	W-L	Home	Road	Series
<b>Oklahoma City</b>	<b>17-25</b>	<b>12-9</b>	<b>5-16</b>	<b>2-6</b>
Years Played: 1982, 1987, 1989, 1993, 1996, 1997, 2013, 2017 Last Meeting: April 25, 2017, at Toyota Center (Rockets 105-99, Series: Houston 4-1)				
<b>Orlando</b>	<b>4-0</b>	<b>2-0</b>	<b>2-0</b>	<b>1-0</b>
Year Played: 1995 Last Meeting: June 14, 1995, at The Summit (Rockets 113-101, Series: Houston 4-0)				
<b>Philadelphia</b>	<b>2-4</b>	<b>1-2</b>	<b>1-2</b>	<b>0-1</b>
Year Played: 1977 Last Meeting: May 17, 1977, at The Summit (76ers 112-109, Series: Philadelphia 4-2)				
<b>Phoenix</b>	<b>8-6</b>	<b>4-3</b>	<b>4-3</b>	<b>2-0</b>
Years Played: 1994, 1995 Last Meeting: May 20, 1995, at Phoenix (Rockets 115-114, Series: Houston 4-3)				
<b>Portland</b>	<b>12-8</b>	<b>8-2</b>	<b>4-6</b>	<b>3-1</b>
Years Played: 1987, 1994, 2009, 2014 Last Meeting: May 2, 2014, at Portland (Blazers 99-98, Series: Houston 4-2)				
<b>Sacramento</b>	<b>7-1</b>	<b>4-0</b>	<b>3-1</b>	<b>2-0</b>
Years Played: 1981, 1986 Last Meeting: April 22, 1986, at Sacramento (Rockets 113-98, Series: Houston 3-0)				
<b>San Antonio</b>	<b>12-10</b>	<b>5-6</b>	<b>7-4</b>	<b>3-1</b>
Years Played: 1980, 1981, 1995, 2017 Last Meeting: May 11, 2017, at Toyota Center (Spurs 114-75, Series: San Antonio 4-2)				
<b>Utah</b>	<b>26-23</b>	<b>17-9</b>	<b>9-14</b>	<b>4-5</b>
Years Played: 1985, 1994, 1995, 1997, 1998, 2007, 2008, 2018, 2019 Last Meeting: April 24, 2019, at Toyota Center (Rockets 100-93) Series: Rockets 4-1)				
<b>Washington</b>	<b>4-2</b>	<b>2-1</b>	<b>2-1</b>	<b>1-0</b>
Year Played: 1977 Last Meeting: May 1, 1977, at Washington (Rockets 108-103, Series: Houston 4-2)				

## Playoff Miscellaneous

**Most Playoff Wins One Year:** 15, 1994; 15, 1995

**Most Playoff Losses One Year:** 9, 1981

**Most Consecutive Series Won:** 8, 1994-1995

**Most Consecutive Games Won:** 7 (May 30, 1995-April 25, 1996; San Antonio 2, Orlando 4, L.A. Lakers 1)

**Most Consecutive Home Games Won:** 8 (April 17, 1986 vs. Sacramento - June 1, 1986 vs. Boston)

**Most Consecutive Road Games Won:** 8 (May 16, 1995 at Phoenix - April 25, 1996 at L.A. Lakers)

**Most Consecutive Wins One Series:** 4 (L.A. Lakers 1986, Orlando 1995)

**Lost First Game, But Won Series:** 1977 vs. Washington, 1986 vs. L.A. Lakers, 1994 vs. Phoenix, 1995 vs. Utah, 1995 vs. Phoenix, 2015 vs. L.A. Clippers

**Lost First Two Games, But Won Series:** 1994 vs. Phoenix, 1995 vs. Phoenix

# Year-by-Year Playoff Results

## 1969 Playoff Results

Western Division Semifinals - Atlanta defeats Houston, 4-2			
Date/Site	Result	Rockets High Scorer	Opponents High Scorer
March 27 at Atlanta	Hawks 107-98	31, Elvin Hayes	39, Lou Hudson
March 29 at Atlanta	Hawks 116-114	26, Rick Adelman	31, Zelmo Beatty
April 1 at San Diego	Rockets 104-97	26, Elvin Hayes	31, Zelmo Beatty
April 4 at San Diego	Rockets 114-112	30, Elvin Hayes	34, Walt Hazzard
April 6 at Atlanta	Hawks 112-101	27, Elvin Hayes	26, Joe Caldwell
April 7 at San Diego	Hawks 108-106	26, Elvin Hayes/Don Kojis	27, Lou Hudson

## 1975 Playoff Results

Eastern Conference First Round - Houston defeats New York, 2-1			
Date/Site	Result	Rockets High Scorer	Opponents High Scorer
April 8 at Hofheinz	Rockets 99-84	22, Calvin Murphy	21, Walt Frazier
April 10 at New York	Knicks 106-96	22, Rudy Tomjanovich	26, Walt Frazier
April 12 at Hofheinz	Rockets 118-86	25, Rudy Tomjanovich	24, Walt Frazier

Eastern Conference Semifinals - Boston defeats Houston, 4-1			
Date/Site	Result	Rockets High Scorer	Opponents High Scorer
April 14 at Boston	Celtics 123-106	30, Rudy Tomjanovich	30, John Havlicek
April 16 at Boston	Celtics 112-100	30, Calvin Murphy	28, Dave Cowens
April 19 at Hofheinz	Rockets 117-102	28, Rudy Tomjanovich	21, Don Nelson
April 22 at Hofheinz	Celtics 122-117	35, Calvin Murphy	31, Dave Cowens
April 24 at Boston	Celtics 128-115	27, C. Murphy/R. Tomjanovich	29, JoJo White

## 1977 Playoff Results

Eastern Conference Semifinals - Houston defeats Washington, 4-2			
Date/Site	Result	Rockets High Scorer	Opponents High Scorer
April 19 at The Summit	Bullets 111-101	24, Mike Newlin	32, Mitch Kupchak
April 21 at The Summit	Rockets 124-118 (OT)	31, Moses Malone	37, Phil Chenier
April 24 at Washington	Bullets 90-83	18, Moses Malone/John Lucas	23, Mitch Kupchak
April 26 at Washington	Rockets 107-103	28, Rudy Tomjanovich	29, Phil Chenier
April 29 at The Summit	Rockets 123-115	40, Calvin Murphy	30, Elvin Hayes
May 1 at Washington	Rockets 108-103	26, Rudy Tomjanovich	21, Phil Chenier

Eastern Conference Finals - Philadelphia defeats Houston, 4-2			
Date/Site	Result	Rockets High Scorer	Opponents High Scorer
May 5 at Philadelphia	Sixers 128-117	32, Moses Malone	24, Julius Erving
May 8 at Philadelphia	Sixers 106-97	32, Calvin Murphy	21, George McGinnis
May 11 at The Summit	Rockets 118-94	30, Moses Malone	28, Julius Erving
May 13 at The Summit	Sixers 107-95	24, Rudy Tomjanovich	29, Phil Chenier
May 15 at Philadelphia	Rockets 118-115	21, John Lucas/R. Tomjanovich	37, Julius Erving
May 17 at The Summit	Sixers 112-109	24, John Lucas	34, Julius Erving

## 1979 Playoff Results

Eastern Conference First Round - Atlanta defeats Houston, 2-0			
Date/Site	Result	Rockets High Scorer	Opponents High Scorer
April 11 at The Summit	Hawks 109-106	28, Moses Malone	23, Dan Roundfield
April 13 at Atlanta	Hawks 100-91	21, Moses Malone	25, John Drew/Eddie Johnson

## 1980 Playoff Results

Eastern Conference First Round - Houston defeats San Antonio, 2-1			
Date/Site	Result	Rockets High Scorer	Opponents High Scorer
April 2 at The Summit	Rockets 95-85	28, Calvin Murphy	19, George Gervin
April 4 at San Antonio	Spurs 106-101	34, Moses Malone	44, George Gervin
April 6 at The Summit	Rockets 141-120	37, Moses Malone	37, George Gervin

Eastern Conference Semifinals - Boston defeats Houston, 4-0			
Date/Site	Result	Rockets High Scorer	Opponents High Scorer
April 9 at Boston	Celtics 119-101	27, Moses Malone	19, Chris Ford
April 11 at Boston	Celtics 95-75	22, Robert Reid	14, Larry Bird
April 13 at The Summit	Celtics 100-81	28, Moses Malone	20, Nate Archibald
April 14 at The Summit	Celtics 138-121	28, Moses Malone	34, Larry Bird

## 1981 Playoff Results

Western Conference First Round - Houston defeats L.A. Lakers, 2-1			
Date/Site	Result	Rockets High Scorer	Opponents High Scorer
April 1 at Los Angeles	Rockets 111-107	38, Moses Malone	26, Earvin Johnson
April 3 at The Summit	Lakers 111-106	33, Moses Malone	27, Kareem Abdul-Jabbar
April 5 at Los Angeles	Rockets 89-86	23, Moses Malone	32, Kareem Abdul-Jabbar



# Year-by-Year Playoff Results

## Western Conference Semifinals - Houston defeats San Antonio, 4-3

April 7 at San Antonio	Rockets 107-98	27, Moses Malone	30, George Gervin
April 8 at San Antonio	Spurs 125-113	34, Calvin Murphy	34, Mark Olberding
April 10 at The Summit	Rockets 112-99	41, Moses Malone	33, George Gervin
April 12 at The Summit	Spurs 114-112	33, Robert Reid	33, George Gervin
April 14 at San Antonio	Rockets 123-117	36, Calvin Murphy	25, Reggie Johnson
April 15 at The Summit	Spurs 101-96	36, Moses Malone	26, George Gervin
April 17 at San Antonio	Rockets 105-100	42, Calvin Murphy	21, George Gervin

## Western Conference Finals - Houston defeats Kansas City, 4-1

April 21 at Kansas City	Rockets 97-78	29, Moses Malone	20, Ernie Grunfeld
April 22 at Kansas City	Kings 88-79	18, Moses Malone	31, Reggie King
April 24 at The Summit	Rockets 92-88	23, Calvin Murphy	22, R. King/Scott Wedman
April 26 at The Summit	Rockets 100-89	42, Moses Malone	24, Reggie King
April 29 at Kansas City	Rockets 97-88	36, Moses Malone	20, Scott Wedman

## NBA Finals - Boston defeats Houston, 4-2

May 5 at Boston	Celtics 98-95	27, Robert Reid	18, Larry Bird
May 7 at Boston	Rockets 92-90	31, Moses Malone	19, Larry Bird
May 9 at The Summit	Celtics 94-71	23, Moses Malone	19, Cedric Maxwell
May 10 at The Summit	Rockets 91-86	28, Mike Dunleavy	24, Cedric Maxwell
May 12 at Boston	Celtics 109-80	20, Moses Malone	28, Cedric Maxwell
May 14 at The Summit	Celtics 102-91	27, Robert Reid	27, Larry Bird

## 1982 Playoff Results

### Western Conference First Round - Seattle defeats Houston, 2-1

Date/Site	Result	Rockets High Scorer	Opponents High Scorer
April 21 at Seattle	Sonics 102-87	20, Moses Malone	17, Gus Williams
April 23 at The Summit	Rockets 91-70	28, Moses Malone	28, Gus Williams
April 25 at Seattle	Sonics 104-83	24, Moses Malone	30, Jack Sikma

## 1985 Playoff Results

### Western Conference First Round - Utah defeats Houston, 3-2

Date/Site	Result	Rockets High Scorer	Opponents High Scorer
April 19 at The Summit	Jazz 115-101	26, Ralph Sampson	34, Adrian Dantley
April 21 at The Summit	Rockets 122-96	27, Lewis Lloyd	22, Jeff Wilkins
April 24 at Utah	Jazz 112-104	26, Hakeem Olajuwon	29, Adrian Dantley
April 26 at Utah	Rockets 96-94	18, H. Olajuwon/R. Sampson	22, Rickey Green
April 28 at The Summit	Jazz 104-97	32, Hakeem Olajuwon	25, Adrian Dantley

## 1986 Playoff Results

### Western Conference First Round - Houston defeats Sacramento, 3-0

Date/Site	Result	Rockets High Scorer	Opponents High Scorer
April 17 at The Summit	Rockets 107-87	29, Hakeem Olajuwon	18, Reggie Theus
April 19 at The Summit	Rockets 111-103	29, Robert Reid	20, Larry Drew
April 22 at Sacramento	Rockets 113-98	25, Lewis Lloyd/Ralph Sampson	33, Eddie Johnson

### Western Conference Semifinals - Houston defeats Denver, 4-2

April 26 at The Summit	Rockets 126-119	38, Hakeem Olajuwon	34, Alex English
April 29 at The Summit	Rockets 119-101	27, Ralph Sampson	18, Blair Rasmussen
May 2 at Denver	Nuggets 116-115	31, Hakeem Olajuwon	33, Alex English
May 4 at Denver	Nuggets 114-111 (OT)	28, Ralph Sampson	28, Alex English
May 6 at The Summit	Rockets 131-103	36, Hakeem Olajuwon	27, Alex English
May 8 at Denver	Rockets 126-122 (2OT)	28, Hakeem Olajuwon	42, Alex English

### Western Conference Finals - Houston defeats L.A. Lakers, 4-1

May 10 at Los Angeles	Lakers 119-107	28, Hakeem Olajuwon	31, Kareem Abdul-Jabbar
May 13 at Los Angeles	Rockets 112-102	24, Lewis Lloyd/Ralph Sampson	24, Earvin Johnson
May 16 at The Summit	Rockets 117-109	40, Hakeem Olajuwon	33, Kareem Abdul-Jabbar
May 18 at The Summit	Rockets 105-95	35, Hakeem Olajuwon	26, James Worthy
May 21 at Los Angeles	Rockets 114-112	30, Hakeem Olajuwon	26, Kareem Abdul-Jabbar

## NBA Finals - Boston defeats Houston, 4-2

May 26 at Boston	Celtics 112-100	33, Hakeem Olajuwon	23, Robert Parish
May 29 at Boston	Celtics 117-95	21, Hakeem Olajuwon	31, Larry Bird
June 1 at The Summit	Rockets 106-104	24, Ralph Sampson	28, Kevin McHale
June 3 at The Summit	Celtics 106-103	25, Ralph Sampson	22, Dennis Johnson/R. Parish
June 5 at The Summit	Rockets 111-96	32, Hakeem Olajuwon	33, Kevin McHale
June 8 at Boston	Celtics 114-97	19, Hakeem Olajuwon	29, L. Bird/K. McHale

# Year-by-Year Playoff Results

## 1987 Playoff Results

### Western Conference First Round - Houston defeats Portland, 3-1

Date/Site	Result	Rockets High Scorer	Opponents High Scorer
April 24 at Portland	Rockets 125-115	30, Hakeem Olajuwon	30, Kiki Vandeweghe
April 26 at Portland	Blazers 111-98	28, Allen Leavell/Ralph Sampson	32, Clyde Drexler
April 28 at The Summit	Rockets 117-108	35, Hakeem Olajuwon	26, Clyde Drexler
April 30 at The Summit	Rockets 113-101	27, Hakeem Olajuwon	27, Kiki Vandeweghe

### Western Conference Semifinals - Seattle defeats Houston, 4-2

May 2 at The Summit	Sonics 111-106 (OT)	28, Hakeem Olajuwon	34, Dale Ellis
May 5 at The Summit	Sonics 99-97	27, Hakeem Olajuwon	30, Dale Ellis
May 7 at Seattle	Rockets 102-84	33, Hakeem Olajuwon	24, Tom Chambers
May 9 at Seattle	Sonics 117-102	20, H. Olajuwon/Rodney McCray	38, Tom Chambers
May 12 at The Summit	Rockets 112-107	26, Hakeem Olajuwon	27, Dale Ellis
May 14 at Seattle	Sonics 128-125 (2OT)	49, Hakeem Olajuwon	37, Tom Chambers

## 1988 Playoff Results

### Western Conference First Round - Dallas defeats Houston, 3-1

Date/Site	Result	Rockets High Scorer	Opponents High Scorer
April 28 at Dallas	Mavericks 120-110	34, Hakeem Olajuwon	24, Roy Tarpley
April 30 at Dallas	Rockets 119-108	42, Eric Floyd/41, H. Olajuwon	23, Roy Tarpley
May 3 at The Summit	Mavericks 93-92	35, Hakeem Olajuwon	17, Roy Tarpley
May 5 at The Summit	Mavericks 107-97	40, Hakeem Olajuwon	38, Mark Aguirre

## 1989 Playoff Results

### Western Conference First Round - Seattle defeats Houston, 3-1

Date/Site	Result	Rockets High Scorer	Opponents High Scorer
April 28 at Seattle	Sonics 111-107	28, Hakeem Olajuwon	25, Dale Ellis
April 30 at Seattle	Sonics 109-97	30, Hakeem Olajuwon	20, Xavier McDaniel/Alton Lister
May 3 at The Summit	Rockets 126-107	28, Eric Floyd	26, Dale Ellis
May 5 at The Summit	Sonics 98-96	24, Hakeem Olajuwon	26, Dale Ellis

## 1990 Playoff Results

### Western Conference First Round - L.A. Lakers defeat Houston, 3-1

Date/Site	Result	Rockets High Scorer	Opponents High Scorer
April 27 at Los Angeles	Lakers 101-89	21, Otis Thorpe	34, James Worthy
April 29 at Los Angeles	Lakers 104-100	27, Eric Floyd	32, James Worthy
May 1 at The Summit	Rockets 114-108	27, Otis Thorpe	26, James Worthy
May 3 at The Summit	Lakers 109-88	28, Hakeem Olajuwon	20, James Worthy

## 1991 Playoff Results

### Western Conference First Round - L.A. Lakers defeat Houston, 3-0

Date/Site	Result	Rockets High Scorer	Opponents High Scorer
April 25 at Los Angeles	Lakers 94-92	22, Hakeem Olajuwon	20, Byron Scott
April 27 at Los Angeles	Lakers 109-98	31, Vernon Maxwell	29, James Worthy
April 30 at The Summit	Lakers 94-90	21, Otis Thorpe/H. Olajuwon	38, Earvin Johnson

## 1993 Playoff Results

### Western Conference First Round - Houston defeats L.A. Clippers, 3-2

Date/Site	Result	Rockets High Scorer	Opponents High Scorer
April 29 at The Summit	Rockets 117-94	28, Hakeem Olajuwon	26, Mark Jackson
May 1 at The Summit	Clippers 95-83	30, Hakeem Olajuwon	29, Ron Harper
May 3 at Los Angeles	Rockets 111-99	32, Hakeem Olajuwon	23, Danny Manning
May 5 at Los Angeles	Clippers 93-90	25, Hakeem Olajuwon	21, Ron Harper
May 8 at The Summit	Rockets 84-80	31, Hakeem Olajuwon	24, Danny Manning

### Western Conference Semifinals - Seattle defeats Houston, 4-3

May 10 at Seattle	Sonics 99-90	26, Hakeem Olajuwon	23, Ricky Pierce
May 12 at Seattle	Sonics 111-100	28, Hakeem Olajuwon	23, Sam Perkins
May 15 at The Summit	Rockets 97-79	28, Otis Thorpe	12, Shawn Kemp
May 16 at The Summit	Rockets 103-92	24, Hakeem Olajuwon	23, Shawn Kemp
May 18 at Seattle	Sonics 120-95	25, Hakeem Olajuwon	24, Ricky Pierce
May 20 at The Summit	Rockets 103-90	30, Kenny Smith	14, Sam Perkins/Gary Payton
May 22 at Seattle	Sonics 103-100 (OT)	23, Hakeem Olajuwon	25, Ricky Pierce

# Year-by-Year Playoff Results

## 1994 Playoff Results

### Western Conference First Round - Houston defeats Portland, 3-1

Date/Site	Result	Rockets High Scorer	Opponents High Scorer
April 29 at The Summit	Rockets 114-104	26, Hakeem Olajuwon	26, Clyde Drexler
May 1 at The Summit	Rockets 115-104	46, Hakeem Olajuwon	28, Cliff Robinson
May 3 at Portland	Blazers 118-115	36, Hakeem Olajuwon	25, Rod Strickland
May 6 at Portland	Rockets 92-89	28, Hakeem Olajuwon	26, Rod Strickland

### Western Conference Semifinals - Houston defeats Phoenix, 4-3

May 8 at The Summit	Suns 91-87	36, Hakeem Olajuwon	21, Charles Barkley
May 11 at The Summit	Suns 124-117 (OT)	31, Hakeem Olajuwon	34, Charles Barkley
May 13 at Phoenix	Rockets 118-102	34, Vernon Maxwell	38, Kevin Johnson
May 15 at Phoenix	Rockets 107-96	28, Hakeem Olajuwon	38, Kevin Johnson
May 17 at The Summit	Rockets 109-86	20, Otis Thorpe/H. Olajuwon	30, Charles Barkley
May 19 at Phoenix	Suns 103-89	23, Hakeem Olajuwon	28, Kevin Johnson
May 21 at The Summit	Rockets 104-94	37, Hakeem Olajuwon	25, Kevin Johnson

### Western Conference Finals - Houston defeats Utah, 4-1

May 23 at The Summit	Rockets 100-88	31, Hakeem Olajuwon	20, Karl Malone
May 25 at The Summit	Rockets 104-99	41, Hakeem Olajuwon	32, Karl Malone
May 27 at Utah	Jazz 95-86	29, Hakeem Olajuwon	22, Karl Malone
May 29 at Utah	Rockets 80-78	25, Kenny Smith	25, Karl Malone
May 31 at The Summit	Rockets 94-83	22, Robert Horry/H. Olajuwon	31, Karl Malone

### NBA Finals - Houston defeats New York, 4-3

June 8 at The Summit	Rockets 85-78	28, Hakeem Olajuwon	23, Patrick Ewing
June 10 at The Summit	Knicks 91-83	25, Hakeem Olajuwon	19, John Starks
June 12 at New York	Rockets 93-89	21, Hakeem Olajuwon	21, Derek Harper
June 15 at New York	Knicks 91-82	32, Hakeem Olajuwon	21, Derek Harper
June 17 at New York	Knicks 91-84	27, Hakeem Olajuwon	25, Patrick Ewing
June 19 at The Summit	Rockets 86-84	30, Hakeem Olajuwon	27, John Starks
June 22 at The Summit	Rockets 90-84	25, Hakeem Olajuwon	23, Derek Harper

## 1995 Playoff Results

### Western Conference First Round - Houston defeats Utah, 3-2

Date/Site	Result	Rockets High Scorer	Opponents High Scorer
April 27 at Utah	Jazz 102-100	45, Hakeem Olajuwon	28, John Stockton
April 29 at Utah	Rockets 140-126	32, Kenny Smith	28, Karl Malone
May 3 at The Summit	Jazz 95-82	30, Hakeem Olajuwon	32, Karl Malone
May 5 at The Summit	Rockets 123-106	41, Clyde Drexler/40, H. Olajuwon	31, Karl Malone
May 7 at Utah	Rockets 95-91	33, Hakeem Olajuwon	35, Karl Malone

### Western Conference Semifinals - Houston defeats Phoenix, 4-3

May 9 at Phoenix	Suns 130-108	31, Sam Cassell	26, Charles Barkley
May 11 at Phoenix	Suns 118-94	25, Hakeem Olajuwon	30, Charles Barkley
May 13 at The Summit	Rockets 118-85	36, Hakeem Olajuwon	14, Kevin Johnson
May 14 at The Summit	Suns 114-110	38, Hakeem Olajuwon	43, Kevin Johnson
May 16 at Phoenix	Rockets 103-97 (OT)	31, Hakeem Olajuwon	28, Kevin Johnson
May 18 at The Summit	Rockets 116-103	30, Hakeem Olajuwon	34, Charles Barkley
May 20 at Phoenix	Rockets 115-114	29, H. Olajuwon/Clyde Drexler	46, Kevin Johnson

### Western Conference Finals - Houston defeats San Antonio, 4-2

May 22 at San Antonio	Rockets 94-93	27, Hakeem Olajuwon	24, David Robinson
May 24 at San Antonio	Rockets 106-96	41, Hakeem Olajuwon	32, David Robinson
May 26 at The Summit	Spurs 107-102	43, Hakeem Olajuwon	29, David Robinson
May 28 at The Summit	Spurs 103-81	20, Hakeem Olajuwon	20, David Robinson
May 30 at San Antonio	Rockets 111-90	42, Hakeem Olajuwon	22, David Robinson
June 1 at The Summit	Rockets 100-95	39, Hakeem Olajuwon	19, David Robinson

### NBA Finals - Houston defeats Orlando, 4-0

June 7 at Orlando	Rockets 120-118 (OT)	31, Hakeem Olajuwon	26, Anfernee Hardaway/S. O'Neal
June 9 at Orlando	Rockets 117-106	34, Hakeem Olajuwon	33, Shaquille O'Neal
June 11 at The Summit	Rockets 106-103	31, Hakeem Olajuwon	28, Shaquille O'Neal
June 14 at The Summit	Rockets 113-101	35, Hakeem Olajuwon	25, A. Hardaway/S. O'Neal

## 1996 Playoff Results

### Western Conference First Round - Houston defeats L.A. Lakers, 3-1

Date/Site	Result	Rockets High Scorer	Opponents High Scorer
April 25 at Los Angeles	Rockets 87-83	33, Hakeem Olajuwon	22, Cedric Ceballos
April 27 at Los Angeles	Lakers 104-94	22, Sam Cassell	26, Earvin Johnson
April 30 at The Summit	Rockets 104-98	30, Hakeem Olajuwon	18, Elden Campbell
May 2 at The Summit	Rockets 102-94	25, Hakeem Olajuwon	25, Cedric Ceballos



# Year-by-Year Playoff Results

## Western Conference Semifinals - Seattle defeats Houston, 4-0

May 4 at Seattle	Sonics 108-75	18, Robert Horry	28, Gary Payton
May 6 at Seattle	Sonics 105-101	19, Clyde Drexler	21, Detlef Schrempf
May 10 at The Summit	Sonics 115-112	28, Clyde Drexler	28, D. Schrempf/G. Payton
May 12 at The Summit	Sonics 114-110 (OT)	26, Hakeem Olajuwon	32, Shawn Kemp

## 1997 Playoff Results

### Western Conference First Round - Houston defeats Minnesota, 3-0

Date/Site	Result	Rockets High Scorer	Opponents High Scorer
April 24 at The Summit	Rockets 112-95	21, Mario Elie	28, Stephon Marbury
April 26 at The Summit	Rockets 96-84	20, Charles Barkley	22, Stephon Marbury
April 29 at Minnesota	Rockets 125-120	26, Matt Maloney	27, Tom Gugliotta

### Western Conference Semifinals - Houston defeats Seattle, 4-3

May 5 at The Summit	Rockets 112-102	22, Clyde Drexler	24, Shawn Kemp
May 7 at The Summit	Sonics 106-101	25, Clyde Drexler	22, Shawn Kemp
May 9 at Seattle	Rockets 97-93	24, Hakeem Olajuwon	28, S. Kemp/Gary Payton
May 11 at Seattle	Rockets 110-106 (OT)	26, Charles Barkley/Matt Maloney	27, Gary Payton
May 13 at The Summit	Sonics 100-94	31, Hakeem Olajuwon	23, Hersey Hawkins
May 15 at Seattle	Sonics 99-96	30, Hakeem Olajuwon	22, Shawn Kemp
May 17 at The Summit	Rockets 96-91	24, Clyde Drexler	27, Gary Payton

### Western Conference Finals - Utah defeats Houston, 4-2

May 19 at Utah	Jazz 101-86	30, Hakeem Olajuwon	21, Karl Malone
May 21 at Utah	Jazz 104-92	30, Hakeem Olajuwon	26, John Stockton
May 23 at The Summit	Rockets 118-100	31, Eddie Johnson	21, Karl Malone
May 25 at The Summit	Rockets 95-92	27, Hakeem Olajuwon	22, K. Malone/J. Stockton
May 27 at Utah	Jazz 96-91	33, Hakeem Olajuwon	29, Karl Malone
May 29 at The Summit	Jazz 103-100	33, Clyde Drexler	25, John Stockton

## 1998 Playoff Results

### Western Conference First Round - Utah defeats Houston, 3-2

Date/Site	Result	Rockets High Scorer	Opponents High Scorer
April 23 at Utah	Rockets 103-90	22, Clyde Drexler	25, Karl Malone
April 25 at Utah	Jazz 105-90	16, Hakeem Olajuwon	29, Karl Malone
April 29 at Compaq Center	Rockets 89-85	28, Hakeem Olajuwon	19, K. Malone/Bryon Russell
May 1 at Compaq Center	Jazz 93-71	27, Hakeem Olajuwon	29, Karl Malone
May 3 at Utah	Jazz 84-70	16, Kevin Willis	31, Karl Malone

## 1999 Playoff Results

### Western Conference First Round - L.A. Lakers defeat Houston, 3-1

Date/Site	Result	Rockets High Scorer	Opponents High Scorer
May 9 at Los Angeles	Lakers 101-100	25, Charles Barkley	29, Glen Rice
May 11 at Los Angeles	Lakers 110-98	20, Sam Mack	28, Shaquille O'Neal
May 13 at Compaq Center	Rockets 102-88	37, Scottie Pippen	26, Shaquille O'Neal
May 15 at Compaq Center	Lakers 98-88	20, Charles Barkley	37, Shaquille O'Neal

## 2004 Playoff Results

### Western Conference First Round - L.A. Lakers defeat Houston, 4-1

Date/Site	Result	Rockets High Scorer	Opponents High Scorer
April 17 at Los Angeles	Lakers 72-71	18, Steve Francis	20, Shaquille O'Neal
April 19 at Los Angeles	Lakers 98-84	21, Yao Ming	36, Kobe Bryant
April 23 at Toyota Center	Rockets 102-91	27, Steve Francis	25, Shaquille O'Neal
April 25 at Toyota Center	Lakers 92-88 (OT)	17, Steve Francis	30, Karl Malone
April 28 at Los Angeles	Lakers 97-78	17, Jim Jackson	31, Kobe Bryant

## 2005 Playoff Results

### Western Conference First Round - Dallas defeats Houston, 4-3

Date/Site	Result	Rockets High Scorer	Opponents High Scorer
April 23 at Dallas	Rockets 98-86	34, Tracy McGrady	21, Dirk Nowitzki
April 25 at Dallas	Rockets 113-111	33, Yao Ming	26, Dirk Nowitzki
April 28 at Toyota Center	Mavericks 106-102	28, Tracy McGrady	28, Dirk Nowitzki
April 30 at Toyota Center	Mavericks 97-93	36, Tracy McGrady	32, Jason Terry
May 2 at Dallas	Mavericks 103-100	30, Yao Ming	23, Dirk Nowitzki
May 5 at Toyota Center	Rockets 101-83	37, Tracy McGrady	21, Jerry Stackhouse
May 7 at Dallas	Mavericks 116-76	33, Yao Ming	31, Jason Terry

# Year-by-Year Playoff Results

## 2007 Playoff Results

### Western Conference First Round - Utah defeats Houston, 4-3

Date/Site	Result	Rockets High Scorer	Opponents High Scorer
April 21 at Toyota Center	Rockets 84-75	28, Yao Ming	15, Derek Fisher/Deron Williams
April 23 at Toyota Center	Rockets 98-90	31, Tracy McGrady	41, Carlos Boozer
April 26 at Utah	Jazz 81-67	26, Yao Ming	22, Carlos Boozer
April 28 at Utah	Jazz 98-85	20, Yao Ming	25, Deron Williams
April 30 at Toyota Center	Rockets 96-92	26, Tracy McGrady	26, Carlos Boozer
May 3 at Utah	Jazz 94-82	26, Tracy McGrady	22, Carlos Boozer
May 5 at Toyota Center	Jazz 103-99	29, T. McGrady/Yao Ming	35, Carlos Boozer

## 2008 Playoff Results

### Western Conference First Round - Utah defeats Houston, 4-2

Date/Site	Result	Rockets High Scorer	Opponents High Scorer
April 19 at Toyota Center	Jazz 93-82	22, Shane Battier	21, Andrei Kirilenko
April 21 at Toyota Center	Jazz 90-84	23, Tracy McGrady	22, Deron Williams
April 24 at Utah	Rockets 94-92	27, Tracy McGrady	28, Deron Williams
April 26 at Utah	Jazz 86-82	23, Tracy McGrady	17, Deron Williams
April 29 at Toyota Center	Rockets 95-69	29, Tracy McGrady	19, Carlos Boozer
May 2 at Utah	Jazz 113-91	40, Tracy McGrady	25, Deron Williams

## 2009 Playoff Results

### Western Conference First Round - Houston defeats Portland, 4-2

Date/Site	Result	Rockets High Scorer	Opponents High Scorer
April 18 at Portland	Rockets 108-81	27, Aaron Brooks	21, Brandon Roy
April 21 at Portland	Blazers 107-103	23, Aaron Brooks	42, Brandon Roy
April 24 at Toyota Center	Rockets 86-83	19, Luis Scola	19, Brandon Roy
April 26 at Toyota Center	Rockets 89-88	21, Yao Ming	31, Brandon Roy
April 28 at Portland	Blazers 88-77	21, Luis Scola	25, LaMarcus Aldridge/Brandon Roy
April 30 at Toyota Center	Rockets 92-76	27, Ron Artest	26, LaMarcus Aldridge

### Western Conference Semifinals - L.A. Lakers defeat Houston, 4-3

Date/Site	Result	Rockets High Scorer	Opponents High Scorer
May 4 at Los Angeles	Rockets 100-92	28, Yao Ming	32, Kobe Bryant
May 6 at Los Angeles	Lakers 111-98	25, Ron Artest	40, Kobe Bryant
May 8 at Toyota Center	Lakers 108-94	25, Ron Artest	33, Kobe Bryant
May 10 at Toyota Center	Rockets 99-87	34, Aaron Brooks	30, Pau Gasol
May 12 at Los Angeles	Lakers 118-78	14, Aaron Brooks	26, Kobe Bryant
May 14 at Toyota Center	Rockets 95-80	26, Aaron Brooks	32, Kobe Bryant
May 17 at Los Angeles	Lakers 89-70	13, Aaron Brooks	21, Pau Gasol

## 2013 Playoff Results

### Western Conference First Round - Oklahoma City defeats Houston, 4-2

Date/Site	Result	Rockets High Scorer	Opponents High Scorer
April 21 at Oklahoma City	Thunder 120-91	20, James Harden	24, Kevin Durant
April 24 at Oklahoma City	Thunder 105-102	36, James Harden	29, Kevin Durant/Russell Westbrook
April 27 at Toyota Center	Thunder 104-101	30, James Harden	41, Kevin Durant
April 29 at Toyota Center	Rockets 105-103	27, Chandler Parsons	38, Kevin Durant
May 1 at Oklahoma City	Rockets 107-100	31, James Harden	36, Kevin Durant
May 3 at Toyota Center	Thunder 103-94	26, James Harden	27, Kevin Durant

## 2014 Playoff Results

### Western Conference First Round - Portland defeats Houston, 4-2

Date/Site	Result	Rockets High Scorer	Opponents High Scorer
April 20 at Toyota Center	Blazers 122-120 (OT)	27, J. Harden/D. Howard	46, LaMarcus Aldridge
April 23 at Toyota Center	Blazers 112-105	32, Dwight Howard	43, LaMarcus Aldridge
April 25 at Portland	Rockets 121-116 (OT)	37, James Harden	30, Damian Lillard
April 27 at Portland	Blazers 123-120 (OT)	28, James Harden	29, LaMarcus Aldridge
April 30 at Toyota Center	Rockets 108-98	22, Dwight Howard	27, Wes Mathews
May 2 at Portland	Blazers 99-98	34, James Harden	30, LaMarcus Aldridge

# Year-by-Year Playoff Results

## 2015 Playoff Results

### Western Conference First Round - Houston defeats Dallas 4-1

Date/Site	Result	Rockets High Scorer	Opponents High Scorer
April 18 at Toyota Center	Rockets 118-108	24, James Harden	24, Dirk Nowitzki
April 21 at Toyota Center	Rockets 111-99	28, Dwight Howard	24, Monta Ellis
April 24 at Dallas	Rockets 130-128	42, James Harden	34, Monta Ellis, Dirk Nowitzki
April 26 at Dallas	Mavericks 121-109	24, James Harden	31, Monta Ellis
April 28 at Toyota Center	Rockets 103-94	28, James Harden	25, Monta Ellis

### Western Conference Semifinals - Houston defeats L.A. Clippers 4-3

Date/Site	Result	Rockets High Scorer	Opponents High Scorer
May 4 at Toyota Center	Clippers 117-101	22, Dwight Howard	26, Blake Griffin
May 6 at Toyota Center	Rockets 115-109	32, James Harden	34, Blake Griffin
May 8 at Los Angeles	Clippers 117-101	22, Dwight Howard	26, Blake Griffin
May 10 at Los Angeles	Clippers 128-95	21, James Harden	26, DeAndre Jordan
May 12 at Toyota Center	Rockets 124-103	26, James Harden	30, Blake Griffin
May 14 at Los Angeles	Rockets 119-107	23, James Harden	31, Chris Paul
May 17 at Toyota Center	Rockets 113-100	31, James Harden	27, Blake Griffin

### Western Conference Finals - Golden State defeats Houston 4-1

Date/Site	Result	Rockets High Scorer	Opponents High Scorer
May 19 at Golden State	Warriors 110-106	28, James Harden	34, Stephen Curry
May 21 at Golden State	Warriors 99-98	38, James Harden	33, Stephen Curry
May 23 at Toyota Center	Warriors 115-80	17, James Harden	40, Stephen Curry
May 25 at Toyota Center	Rockets 128-115	45, James Harden	24, Klay Thompson
May 27 at Golden State	Warriors 104-90	18, Dwight Howard	26, Stephen Curry

## 2016 Playoff Results

### Western Conference First Round - Golden State defeats Houston 4-1

Date/Site	Result	Rockets High Scorer	Opponents High Scorer
April 16 at Golden State	Warriors 104-78	17, James Harden	24, Stephen Curry
April 18 at Golden State	Warriors 115-106	28, James Harden	34, Klay Thompson
April 21 at Toyota Center	Rockets, 97-96	35, James Harden	22, Marreese Speights
April 24 at Toyota Center	Warriors 121-94	19, Dwight Howard	23, Klay Thompson
April 27 at Golden State	Warriors 114-81	35, James Harden	27, Klay Thompson

## 2017 Playoff Results

### Western Conference First Round - Houston defeats Oklahoma City 4-1

Date/Site	Result	Rockets High Scorer	Opponents High Scorer
April 16 vs. Oklahoma City	Rockets 118-87	37, James Harden	22, Russell Westbrook
April 19 vs. Oklahoma City	Rockets 115-111	35, James Harden	51, Russell Westbrook
April 21 at Oklahoma City	Thunder 115-113	44, James Harden	32, Russell Westbrook
April 23 at Oklahoma City	Rockets 113-109	28, Nené	35, Russell Westbrook
April 25 vs. Oklahoma City	Rockets 105-99	34, James Harden	47, Russell Westbrook

### Western Conference Semifinals - San Antonio defeats Houston 4-2

Date/Site	Result	Rockets High Scorer	Opponents High Scorer
May 1 at San Antonio	Rockets 126-99	23, Trevor Ariza	21, Kawhi Leonard
May 3 at San Antonio	Spurs 121-96	18, Ryan Anderson	34, Kawhi Leonard
May 5 vs. San Antonio	Spurs 103-92	43, James Harden	26, Kawhi Leonard
May 7 vs. San Antonio	Rockets 125-104	28, James Harden	17, Jonathan Simmons
May 9 at San Antonio	Spurs 110-107 (OT)	33, James Harden	22, Kawhi Leonard
May 11 vs. San Antonio	Spurs 114-75	20, Trevor Ariza	34, LaMarcus Aldridge

# Year-by-Year Playoff Results

## 2018 Playoff Results

### Western Conference First Round - Houston defeats Minnesota 4-1

Date/Site	Result	Rockets High Scorer	Opponents High Scorer
Apr 15 at Toyota Center	Rockets 104-101	44, James Harden	18, Andrew Wiggins
Apr 18 at Toyota Center	Rockets 102- 82	27, Chris Paul	16, Nemanja Bjelica
Apr 21 at Minnesota	Timberwolves 121-105	29, James Harden	28, Jimmy Butler
Apr 23 at Minnesota	Rockets 119-100	36, James Harden	22, Karl-Anthony Towns
Apr 25 at Toyota Center	Rockets 122-104	26, Clint Capela	23, Karl-Anthony Towns

### Western Conference Semifinals - Houston defeats Utah 4-1

Date/Site	Result	Rockets High Scorer	Opponents High Scorer
Apr 29 at Toyota Center	Rockets 110- 96	41, James Harden	21, Donovan Mitchell/Jae Crowder
May 2 at Toyota Center	Jazz 116-108	32, James Harden	27, Joe Ingles
May 4 at Utah	Rockets 113- 92	25, Eric Gordon/James Harden	17, Royce O'Neale
May 6 at Utah	Rockets 100- 87	27, Chris Paul	25, Donovan Mitchell
May 8 at Toyota Center	Rockets 112-102	41, Chris Paul	24, Donovan Mitchell

### Western Conference Finals - Golden State defeats Houston 4-3

Date/Site	Result	Rockets High Scorer	Opponents High Scorer
May 14 at Toyota Center	Warriors 119-106	41, James Harden	37, Kevin Durant
May 16 at Toyota Center	Rockets 127-105	27, Eric Gordon/James Harden	38, Kevin Durant
May 20 at Golden State	Warriors 126-85	20, James Harden	35, Stephen Curry
May 22 at Golden State	Rockets 95- 92	30, James Harden	28, Stephen Curry
May 24 at Toyota Center	Rockets 98- 94	24, Eric Gordon	29, Kevin Durant
May 26 at Golden State	Warriors 115-86	32, James Harden	35, Klay Thompson
May 28 at Toyota Center	Warriors 101-92	32, James Harden	34, Kevin Durant

## 2019 Playoff Results

### Western Conference First Round - Houston defeats Utah 4-1

Date/Site	Result	Rockets High Scorer	Opponents High Scorer
Apr. 14 at Toyota Center	Rockets 122-90	29, James Harden	22, Rudy Gobert
Apr. 17 at Toyota Center	Rockets 118-98	32, James Harden	17, Royce O'Neale/Ricky Rubio
Apr. 20 at Utah	Rockets 104-101	22, James Harden	34, Donovan Mitchell
Apr. 22 at Utah	Jazz 107-91	30, James Harden	31, Donovan Mitchell
Apr. 24 at Toyota Center	Rockets 100-93	26, James Harden	18, Royce O'Neale

### Western Conference Semifinals - Golden State defeats Houston 4-2

Date/Site	Result	Rockets High Scorer	Opponents High Scorer
Apr. 28 at Golden State	Warriors 104-100	35, James Harden	35, Kevin Durant
Apr. 30 at Golden State	Warriors 115-109	29, James Harden	29, Kevin Durant
May 4 at Toyota Center	Rockets 126-121 (OT)	41, James Harden	46, Kevin Durant
May 6 at Toyota Center	Rockets 112-108	38, James Harden	34, Kevin Durant
May 8 at Golden State	Warriors 104-99	31, James Harden	27, Klay Thompson
May 10 at Toyota Center	Warriors 118-113	35, James Harden	33, Stephen Curry

# Year-by-Year Playoff Statistics

## 1969 (2-4)

Player	G-S	Min	FGM-A	Pct.	FTM-A	Pct.	Reb.	Avg.	A	Avg.	PF-D	TP	AVG
Hayes	6-6	278	60-114	.526	35-53	.660	83	13.8	5	0.8	21-0	155	25.8
Kojis	6-6	232	48-109	.440	25-31	.806	51	8.5	21	3.5	22-1	121	20.2
Lantz	6-6	208	30-69	.435	21-27	.778	21	3.5	10	1.7	22-0	81	13.5
Block	5-0	97	24-45	.533	14-18	.778	14	2.8	3	0.6	18-0	62	12.4
Adelman	6-6	187	24-53	.453	22-37	.595	15	2.5	29	4.8	18-0	70	11.7
Kimball	6-6	197	23-53	.434	13-25	.520	74	12.3	4	0.7	17-0	59	9.8
Riley	5-0	76	16-37	.432	5-6	.833	11	2.2	2	0.4	13-0	37	7.4
Williams	6-0	102	12-25	.480	3-7	.429	17	2.8	32	5.3	15-0	27	4.5
Barnett	6-0	51	9-23	.391	7-8	.875	3	0.5	7	1.2	5-0	25	4.2
Finkel	2-0	12	0-3	.000	0-0	—	7	3.5	0	0.0	3-0	0	0.0
S.D. ROCKETS	6	1440	246-531	.463	145-212	.684	296	49.3	113	18.8	154-1	637	106.2
OPPONENTS	6	1440	254-585	.434	144-223	.646	323	53.8	112	18.7	162-1	652	108.7

## 1975 (3-5)

Player	G-S	Min	FGM-A	Pct.	FTM-A	Pct.	Rebounds		A	Avg.	PF-D	S	B	TP	Avg.
							O-D-Tot	Avg.							
Murphy	8-8	305	72-156	.462	51-57	.895	9-10-19	2.4	45	5.6	36-2	14	1	195	24.4
Tomjanovich	8-8	304	72-128	.563	40-48	.833	22-42-64	8.0	23	2.9	17-0	1	4	184	23.0
Newlin	8-8	299	52-107	.486	26-29	.897	11-22-33	4.1	45	5.6	25-0	12	0	130	16.3
Ratliff	8-8	291	36-87	.414	17-20	.850	24-29-53	6.6	35	4.4	31-0	14	1	89	11.1
Kunnert	8-8	244	35-81	.432	17-26	.654	11-49-60	7.5	12	1.5	37-1	4	13	87	10.9
Riley	8-0	152	25-42	.595	6-16	.375	12-24-36	4.5	15	1.9	18-0	9	2	56	7.0
Bailey	8-0	116	18-36	.500	9-10	.900	6-13-19	2.4	16	2.0	12-0	6	2	45	5.6
Hawes	8-0	128	18-38	.474	8-9	.889	3-26-29	3.6	13	1.6	11-0	3	3	44	5.5
Abdul-Aziz	6-0	68	12-31	.387	2-5	.400	7-10-17	2.8	3	0.5	5-0	1	3	26	4.3
Wells	4-0	5	3-5	.600	0-0	—	0-1-1	0.3	1	0.3	1-0	0	0	6	1.5
Wohl	4-0	8	3-3	1.000	0-0	—	0-1-1	0.3	2	0.5	2-0	1	0	6	1.5
ROCKETS	8	1920	346-714	.485	176-220	.800	105-227-332	41.5	210	26.3	195-3	65	29	868	108.5
OPPONENTS	8	1920	346-713	.485	171-208	.822	111-237-348	43.5	208	26.0	193-4	62	24	863	107.9

## 1977 (6-6)

Player	G-S	Min	FGM-A	Pct.	FTM-A	Pct.	Rebounds		A	Avg.	PF-D	S	B	TP	Avg.
							O-D-Tot	Avg.							
Tomjanovich	12-12	457	107-212	.505	29-37	.784	24-41-65	5.4	24	2.0	36-0	7	3	243	20.3
Murphy	12-12	420	102-213	.479	28-30	.933	7-12-19	1.6	75	6.3	47-1	19	2	232	19.3
Malone	12-12	518	81-162	.500	63-91	.692	84-119-203	16.9	7	0.6	42-0	13	21	225	18.8
Lucas	12-12	430	75-139	.540	26-34	.765	4-29-33	2.8	83	6.9	33-1	24	4	176	14.7
Newlin	12-0	316	75-143	.524	21-28	.750	8-26-34	2.8	53	4.4	37-0	15	0	171	14.3
Kunnert	12-5	328	51-104	.490	12-23	.522	48-59-107	8.9	14	1.2	51-2	2	8	114	9.5
Jones	12-6	246	28-63	.444	18-23	.783	13-38-51	4.3	15	1.3	32-2	8	3	74	6.2
Johnson	12-0	146	24-61	.393	10-15	.667	7-22-29	2.4	9	0.8	20-0	4	0	58	4.8
Kennedy	6-1	35	5-10	.500	2-2	1.000	4-8-12	2.0	0	0.0	6-0	0	0	12	2.0
White	1-0	2	1-3	.333	0-0	—	1-0-1	1.0	0	0.0	0-0	1	0	2	2.0
Owens	3-0	7	0-1	.000	0-0	—	0-2-2	0.7	0	0.0	1-0	1	0	0	0.0
ROCKETS	12	2905	549-1111	.494	209-283	.739	200-356-556	46.3	280	23.3	305-6	94	41	1307	108.9
OPPONENTS	12	2905	536-1086	.494	233-338	.689	161-334-495	41.3	279	23.3	281-4	82	59	1305	108.8

## 1979 (0-2)

Player	G-S	Min	FGM-A	Pct.	FTM-A	Pct.	Rebounds		A	Avg.	PF-D	S	TO	B	TP	Avg.
							O-D-Tot	Avg.								
Malone	2-2	78	18-41	.439	13-18	.722	25-16-41	20.5	2	1.0	5-0	1	8	8	49	24.5
Murphy	2-2	73	9-31	.290	8-9	.889	2-1-3	1.5	6	3.0	9-0	8	2	1	26	13.0
Barry	2-2	65	8-25	.320	8-8	1.000	2-6-8	4.0	9	4.5	8-0	0	2	2	24	10.0
Newlin	2-2	67	8-20	.400	8-8	1.000	2-4-6	3.0	5	2.5	10-1	1	6	1	24	12.0
Jones	2-0	33	7-13	.538	6-6	1.000	4-8-12	6.0	3	1.5	3-0	1	6	4	20	10.0
Reid	2-0	45	7-17	.412	6-9	.667	5-4-9	4.5	2	1.0	7-0	1	5	2	20	10.0
Tomjanovich	2-2	64	9-23	.391	2-5	.400	7-7-14	7.0	2	1.0	1-0	1	1	1	20	10.0
Watts	2-0	43	6-15	.400	2-3	.667	4-3-7	3.5	7	3.5	8-0	4	7	1	14	7.0
Bradley	1-0	1	0-0	—	0-0	—	0-0-0	0.0	0	0.0	0-0	0	0	0	0	0.0
Dorsey	1-0	1	0-0	—	0-0	—	0-0-0	0.0	0	0.0	0-0	0	0	0	0	0.0
Dunleavy	1-0	10	0-2	.000	0-0	—	0-1-1	1.0	0	0.0	1-0	0	0	0	0	0.0
ROCKETS	2	480	72-187	.385	53-66	.803	51-50-101	50.5	36	18.0	52-1	17	37	20	197	98.5
OPPONENTS	2	480	83-182	.456	43-59	.729	40-67-107	53.5	55	27.5	58-2	14	32	15	209	104.5

# Year-by-Year Playoff Statistics

## 1980 (2-5)

Player	G-S	Min	FGMA	Pct.	3PM-A	Pct.	FTM-A	Pct.	Rebounds		PF-D	S	TO	B	TP	Avg.		
									O-D-Tot	Avg.								
Malone	7-7	275	74-138	.536	0-1	.000	33-43	.767	42-55-97	13.9	7	1.0	18-0	4	22	16	181	25.9
Murphy	7-7	265	58-108	.537	2-4	.500	13-13	1.000	4-6-10	1.4	26	3.7	29-1	11	16	0	131	18.7
Reid	7-7	266	52-102	.510	0-1	.000	22-26	.846	14-41-55	7.9	26	3.7	28-0	6	19	7	126	18.0
Tomjanovich	7-1	185	24-64	.375	1-7	.143	9-13	.692	12-28-40	5.7	10	1.4	21-1	2	14	0	58	8.3
Henderson	7-7	203	22-46	.478	0-1	.000	12-15	.800	5-11-16	2.3	42	6.0	19-0	7	11	4	56	8.0
Leavell	7-0	149	10-38	.263	0-4	.000	19-21	.905	2-10-12	1.7	24	3.4	12-0	6	6	0	39	5.6
Barry	6-0	79	12-33	.364	3-12	.250	6-6	1.000	0-6-6	1.0	15	2.5	11-0	1	10	1	33	5.5
M. Jones	6-0	70	11-18	.611	0-0	—	6-9	.667	8-14-22	3.7	4	0.7	8-0	0	4	2	28	4.7
Paultz	7-6	128	13-40	.325	0-0	—	4-7	.571	12-21-33	4.7	8	1.1	13-0	1	11	3	30	4.3
Bradley	4-0	15	6-9	.667	1-1	1.000	3-5	.600	1-2-3	0.8	1	0.3	2-0	1	0	0	16	4.0
Dunleavy	6-0	45	6-12	.500	0-2	.000	5-6	.833	2-3-5	0.8	13	1.8	11-0	5	6	0	17	2.8
ROCKETS	7	1680	288-608	.474	7-33	.212	132-164	.805	102-197-299	42.7	176	25.1	172-2	44	122	33	715	102.1
OPPONENTS	7	1680	305-613	.498	8-33	.242	145-178	.815	94-190-284	40.6	183	26.1	169-1	60	96	28	763	109.0

## 1981 (12-9)

Player	G-S	Min	FGMA	Pct.	3PM-A	Pct.	FTM-A	Pct.	Rebounds		PF-D	S	TO	B	TP	Avg.		
									O-D-Tot	Avg.								
Malone	21-21	955	207-432	.479	0-2	.000	148-208	.712	125-180-305	14.5	35	1.7	54-0	13	59	34	562	26.8
Murphy	19-1	540	142-287	.495	2-7	.286	58-60	.967	7-17-24	1.3	57	3.0	69-0	26	42	0	344	18.1
Reid	21-21	868	139-303	.459	0-2	.000	61-92	.663	56-86-142	6.8	98	4.7	80-2	50	44	24	339	16.1
Paultz	21-21	720	111-246	.451	0-1	.000	32-48	.667	53-94-147	7.0	35	1.7	69-1	13	27	27	254	12.1
Dunleavy	20-19	472	69-152	.454	6-15	.400	33-38	.868	9-33-42	2.1	68	3.4	59-1	15	30	1	177	8.9
Henderson	21-21	615	59-132	.447	0-1	.000	23-28	.821	14-41-55	2.6	104	5.0	39-0	17	34	1	141	6.7
Willoughby	19-1	417	42-116	.362	0-1	.000	30-40	.750	28-57-85	4.5	22	1.2	42-0	14	23	19	114	6.0
Leavell	17-0	217	30-77	.390	0-0	—	15-17	.882	5-12-17	1.0	44	2.6	26-0	18	20	4	75	4.4
Garrett	13-0	117	9-21	.429	0-0	—	7-8	.875	3-12-15	1.2	6	0.5	10-0	5	6	1	25	1.9
Jones	12-0	88	10-21	.476	0-0	—	2-5	.400	7-11-18	1.5	5	0.4	15-0	3	2	2	22	1.8
Tomjanovich	8-0	31	1-9	.111	0-3	.000	4-6	.667	2-4-6	0.8	0	0.0	3-0	0	2	0	6	0.8
ROCKETS	21	5040	819-1796	.456	8-32	.250	413-550	.751	309-547-856	40.8	474	22.6	466-4	174	296	113	2059	98.0
OPPONENTS	21	5040	835-1743	.479	9-54	.167	389-534	.728	293-616-909	43.3	508	24.2	490-9	148	341	117	2068	98.5

## 1982 (1-2)

Player	G-S	Min	FGMA	Pct.	3PM-A	Pct.	FTM-A	Pct.	Rebounds		PF-D	S	TO	B	TP	Avg.		
									O-D-Tot	Avg.								
Malone	3-3	136	29-67	.433	0-0	—	14-15	.933	28-23-51	17.0	10	3.3	8-0	2	6	2	72	24.0
Hayes	3-3	124	17-50	.340	0-0	—	8-15	.533	7-23-30	10.0	3	1.0	12-0	2	6	10	42	14.0
Leavell	3-3	93	20-47	.426	0-1	.000	2-2	1.000	1-4-5	1.7	10	3.3	9-0	4	4	1	42	14.0
Reid	3-3	115	15-31	.484	0-0	—	4-5	.800	9-17-26	9.7	9	3.0	10-0	5	0	2	34	11.3
Dunleavy	3-0	66	9-22	.409	0-4	.000	5-6	.833	0-3-3	1.0	9	3.0	7-0	2	1	0	23	7.7
Murphy	3-0	57	5-22	.227	0-3	.000	7-8	.875	2-1-3	1.0	4	1.3	7-0	1	4	0	17	5.7
Henderson	3-3	68	5-16	.313	0-0	—	4-4	1.000	5-3-8	2.7	9	3.0	5-0	0	4	0	14	4.7
Spriggs	2-0	9	3-4	.750	0-0	—	0-1	.000	0-1-1	0.5	2	1.0	3-0	0	0	0	6	3.0
Paultz	3-0	34	3-9	.333	0-0	—	1-3	.333	2-2-4	1.3	1	0.3	4-0	0	1	2	7	2.3
Willoughby	2-0	17	1-2	.500	0-0	—	2-2	1.000	2-4-6	3.0	1	0.5	1-0	0	1	0	4	2.0
Garrett	1-0	1	0-1	.000	0-1	.000	0-0	—	0-0-0	0.0	0	0.0	0-0	0	0	0	0	0.0
ROCKETS	3	720	107-271	.395	0-9	.000	47-61	.770	56-81-137	45.7	58	19.3	66-0	16	28	17	261	87.0
OPPONENTS	3	720	113-263	.430	1-4	.250	49-68	.721	56-96-151	50.3	80	26.7	66-1	17	33	5	276	92.0

## 1985 (2-3)

Player	G-S	Min	FGMA	Pct.	3PM-A	Pct.	FTM-A	Pct.	Rebounds		PF-D	S	TO	B	TP	Avg.		
									O-D-Tot	Avg.								
Olajuwon	5-5	187	42-88	.477	0-0	—	22-46	.478	33-32-65	11.0	7	1.4	22-0	7	11	13	106	21.2
Sampson	5-5	193	43-100	.430	1-1	1.000	19-37	.514	25-58-83	16.6	7	1.4	23-2	2	17	8	106	21.2
Lloyd	5-5	174	38-77	.494	0-0	—	10-14	.714	15-14-29	5.8	25	5.0	12-0	7	10	8	86	17.2
Lucas	5-4	152	26-80	.325	2-14	.143	14-22	.636	7-14-21	4.2	27	5.4	14-0	6	7	0	68	13.6
McCray	5-5	181	19-34	.559	0-0	—	15-23	.652	9-21-30	6.0	11	2.2	17-0	6	13	1	53	10.6
Reid	5-0	87	19-45	.422	0-4	.000	0-0	—	3-14-17	3.4	5	1.0	22-0	4	6	2	38	7.6
Wiggins	5-0	45	9-18	.500	0-0	—	0-0	—	3-1-4	0.8	1	0.2	6-0	4	3	0	18	3.6
Hollins	5-1	94	8-26	.308	0-0	—	1-1	1.000	1-8-9	1.8	18	3.6	16-1	4	7	0	17	3.4
Micheaux	5-0	57	6-19	.316	0-1	.000	4-10	.400	12-9-21	4.2	0	0.0	8-0	0	3	2	16	3.2
Ehlo	3-0	6	1-1	1.000	0-0	—	2-2	1.000	0-0-0	0.0	0	0.0	3-0	4	0	0	4	1.3
Leavell	5-0	16	2-6	.333	0-2	.000	2-2	1.000	1-2-3	0.6	3	0.6	2-0	0	1	0	6	1.2
Petersen	3-0	8	1-1	1.000	0-0	—	0-0	—	1-1-2	0.7	1	0.3	2-0	0	1	0	2	0.7
ROCKETS	5	1200	214-495	.432	3-22	.136	89-157	.567	110-174-284	56.8	105	21.0	147-3	44	80	34	520	104.0
OPPONENTS	5	1200	180-418	.431	8-28	.286	153-188	.814	66-169-235	47.0	116	23.2	126-0	36	96	43	521	104.2



# Year-by-Year Playoff Statistics

## 1986 (13-7)

Player	G-S	Min	FGM-A	Pct.	3PM-A	Pct.	FTM-A	Pct.	Rebounds									
									O-D-Tot	Avg.	A	Avg.	PF-D	S	TO	B	TP	Avg.
Olajuwon	20-20	766	205-387	.530	0-1	.000	127-199	.638	101-135-236	11.8	39	2.0	87-3	40	43	69	537	26.9
Sampson	20-20	741	156-301	.518	1-1	1.000	86-118	.729	66-149-215	10.8	80	4.0	79-1	30	71	35	399	20.0
Reid	20-20	773	124-288	.431	3-21	.143	47-59	.797	13-70-83	4.2	137	6.9	74-7	27	42	1	298	14.9
Lloyd	20-20	589	116-241	.481	2-5	.400	47-58	.810	34-32-66	3.3	86	4.3	47-0	16	47	6	281	14.1
McCray	20-20	835	108-202	.535	0-3	.000	43-58	.741	23-95-118	5.9	125	6.3	45-0	18	37	19	259	13.0
Wiggins	20-0	443	89-179	.497	0-3	.000	21-28	.750	38-38-76	3.8	31	1.6	44-0	14	27	3	199	10.0
Petersen	20-0	378	44-108	.407	0-0	—	23-33	.697	47-64-111	5.6	21	1.1	58-1	9	16	9	111	5.6
Leavell	15-0	170	24-80	.300	7-15	.467	20-23	.870	3-12-15	1.0	40	2.7	12-0	9	9	0	75	5.0
Ehlo	10-0	38	8-16	.500	0-1	.000	4-5	.800	1-2-3	0.3	6	0.6	4-0	4	3	1	20	2.0
Harris	15-0	83	14-29	.483	0-0	—	2-5	.400	5-5-10	0.7	2	0.1	3-0	4	2	3	30	2.0
Walters	11-0	26	4-7	.571	0-0	—	0-0	—	2-3-5	0.5	0	0.0	3-0	1	1	3	8	0.7
McDowell	13-0	33	2-7	.286	0-0	—	5-8	.625	4-4-8	0.6	2	0.2	6-0	0	2	0	9	0.7
ROCKETS	20	4875	894-1845	.485	13-50	.260	425-594	.715	337-609-946	47.3	28.5	569	462-6	172	303	149	2226	111.3
OPPONENTS	20	4875	842-1808	.466	38-124	.306	427-545	.783	301-571-872	43.6	534	26.7	480-3	175	329	101	2149	107.5

## 1987 (5-5)

Player	G-S	Min	FGM-A	Pct.	3PM-A	Pct.	FTM-A	Pct.	Rebounds									
									O-D-Tot	Avg.	A	Avg.	PF-D	S	TO	B	TP	Avg.
Olajuwon	10-10	389	110-179	.615	0-1	.000	72-97	.742	39-74-113	11.3	25	2.5	44-1	13	36	43	292	29.2
Sampson	10-10	330	75-146	.514	1-2	.500	35-43	.814	27-61-88	8.8	21	2.1	47-1	2	31	12	186	18.6
McCray	10-10	436	57-101	.564	0-2	.000	43-54	.796	32-51-83	8.3	56	5.6	21-0	5	26	9	157	15.7
Leavell	10-10	384	44-107	.411	4-16	.250	49-60	.817	6-19-25	2.5	72	7.2	42-2	19	28	3	141	14.1
Reid	10-10	431	56-155	.361	2-17	.118	15-23	.652	6-30-36	3.6	48	4.8	36-0	10	27	3	129	12.9
Petersen	10-0	187	28-51	.549	0-0	—	12-18	.667	14-32-46	4.6	6	0.6	26-1	5	10	2	68	6.8
Maxwell	10-0	177	18-34	.529	0-1	.000	26-35	.743	11-22-33	3.3	17	1.7	17-1	4	8	0	62	6.2
Harris	9-0	91	16-43	.372	0-1	.000	5-6	.833	3-4-7	0.8	5	0.6	15-0	3	3	0	37	4.1
Minniefield	8-0	27	4-8	.500	0-1	.000	6-6	1.000	2-0-2	0.3	2	0.3	8-0	1	4	0	14	1.8
Anderson	5-0	5	1-3	.333	1-2	.500	2-2	1.000	1-0-1	0.2	0	0.0	1-0	0	1	0	5	1.0
Johnson	5-0	10	2-6	.333	0-0	—	0-0	—	0-0-0	0.0	0	0.0	1-0	0	2	0	4	0.8
Faith	6-0	8	0-0	—	0-0	—	2-2	1.000	0-1-1	0.2	0	0.0	0-0	0	0	0	2	0.3
ROCKETS	10	2475	411-833	.493	8-43	.186	267-346	.772	141-294-435	43.5	252	25.2	258-6	62	181	72	1097	109.7
OPPONENTS	10	2475	414-915	.452	20-65	.308	233-307	.759	161-274-435	43.5	252	25.2	278-5	92	141	44	1081	108.1

## 1988 (1-3)

Player	G-S	Min	FGM-A	Pct.	3PM-A	Pct.	FTM-A	Pct.	Rebounds									
									O-D-Tot	Avg.	A	Avg.	PF-D	S	TO	B	TP	Avg.
Olajuwon	4-4	162	56-98	.571	0-1	.000	38-43	.884	20-47-67	16.8	7	1.8	14-0	9	9	11	150	37.5
Floyd	4-4	154	26-61	.426	4-8	.500	19-22	.864	3-4-7	1.8	34	8.5	10-0	8	12	0	75	18.8
Carroll	4-4	116	18-47	.383	0-0	—	8-10	.800	8-11-19	4.8	2	0.5	12-0	3	5	1	44	11.0
Reid	4-4	114	15-33	.455	3-7	.429	2-3	.667	3-12-15	3.8	8	2.0	13-0	2	3	0	35	8.8
McCray	4-4	159	12-31	.387	0-1	.000	8-12	.667	15-12-27	6.8	9	2.3	12-0	4	7	3	32	8.0
Petersen	4-0	98	12-23	.522	0-0	—	7-12	.583	7-14-21	5.3	6	1.5	11-1	1	4	2	31	7.8
Short	4-0	71	7-26	.269	0-1	.000	8-8	1.000	4-5-9	2.3	1	0.3	8-0	1	4	0	22	5.5
Leavell	4-0	38	7-19	.368	2-6	.333	4-4	1.000	0-3-3	0.8	9	2.3	6-0	2	6	0	20	5.0
Conner	1-0	1	0-0	—	0-0	—	2-2	1.000	0-1-1	1.0	1	1.0	0-0	1	0	0	2	2.0
Johnson	4-0	20	2-3	.667	0-0	—	1-2	.500	2-2-4	1.0	0	0.0	1-0	1	4	0	5	1.3
Maxwell	4-0	15	1-2	.500	0-0	—	0-0	—	1-0-1	0.3	1	0.3	1-0	0	0	0	2	0.5
Free	2-0	12	0-2	.000	0-1	.000	0-0	—	1-1-2	1.0	1	0.5	2-0	0	3	0	0	0.0
ROCKETS	4	960	156-345	.452	9-25	.360	97-118	.822	64-112-176	44.0	79	19.8	90-1	32	59	17	418	104.5
OPPONENTS	4	960	168-337	.499	6-23	.261	86-112	.768	56-115-171	42.8	99	24.8	92-1	36	62	24	428	107.0

## 1989 (1-3)

Player	G-S	Min	FGM-A	Pct.	3PM-A	Pct.	FTM-A	Pct.	Rebounds									
									O-D-Tot	Avg.	A	Avg.	PF-D	S	TO	B	TP	Avg.
Olajuwon	4-4	162	42-81	.519	0-0	—	17-25	.680	14-38-52	13.0	12	3.0	17-0	10	10	11	101	25.3
Thorpe	4-4	152	24-37	.649	0-0	—	16-21	.762	6-14-20	5.0	12	3.0	17-1	5	15	1	64	16.0
Floyd	4-4	160	22-46	.478	8-15	.533	10-14	.714	3-15-18	4.5	26	6.5	10-0	8	10	1	62	15.5
Woodson	4-4	137	17-49	.347	3-9	.333	10-12	.833	4-5-9	2.3	18	4.5	7-0	4	9	2	47	11.8
B. Johnson	4-4	118	19-40	.475	0-1	.000	8-14	.571	6-8-14	3.5	12	3.3	15-0	3	6	2	46	11.5
Berry	4-0	57	13-26	.500	0-0	—	7-8	.875	3-6-9	2.5	5	1.3	8-0	2	6	1	33	8.3
McCormick	4-0	53	7-13	.538	0-1	.000	8-9	.889	2-11-13	3.3	0	0.0	9-0	3	0	2	22	5.5
Short	4-0	37	8-21	.381	0-2	.000	3-5	.600	7-3-10	2.5	2	0.5	7-0	0	1	0	19	4.8
Chievous	4-0	40	5-17	.294	0-0	—	8-10	.800	5-1-6	1.5	2	0.5	7-0	1	3	1	18	4.5
F. Johnson	4-0	36	2-6	.333	0-1	.000	6-10	.600	5-4-5	1.3	7	1.8	3-0	1	4	0	10	2.5
Leavell	2-0	5	1-3	.333	0-0	—	2-2	1.000	0-0-0	0.0	1	0.5	0-0	0	0	0	4	2.0
Nevelt	2-0	3	0-0	—	0-0	—	0-0	—	0-1-1	0.5	0	0.0	0-0	0	0	0	0	0.0
ROCKETS	4	960	160-339	.472	11-29	.379	95-130	.731	51-106-157	39.3	97	24.3	100-1	37	66	21	426	106.5
OPPONENTS	4	960	163-345	.472	9-38	.237	90-119	.756	62-116-178	44.5	98	24.5	105-1	35	66	35	425	106.3

# Year-by-Year Playoff Statistics

## 1990 (1-3)

Player	G-S	Min	FGM-A	Pct.	3PM-A	Pct.	FTM-A	Pct.	Rebounds									
									O-D-Tot	Avg.	A	Avg.	PF-D	S	TO	B	TP	Avg.
Thorpe	4-4	164	27-45	.600	0-0	—	26-38	.684	14-19-33	8.3	7	1.8	12-0	5	9	0	80	20.0
Maxwell	4-4	159	30-81	.370	8-26	.308	11-21	.524	5-7-12	3.0	17	4.3	12-0	5	6	0	79	19.8
Floyd	4-4	172	30-64	.469	3-12	.250	11-17	.647	7-8-15	3.8	41	10.3	5-0	5	15	1	74	18.5
Olajuwon	4-4	161	31-70	.443	0-0	—	12-17	.706	15-31-46	11.5	8	2.0	19-0	10	11	23	74	18.5
Johnson	4-4	148	20-48	.417	0-1	.000	11-13	.846	8-8-16	4.0	9	2.3	16-0	6	4	2	51	12.8
Wiggins	4-0	51	7-15	.467	0-0	—	2-3	.667	4-9-13	3.3	2	0.5	5-0	1	4	0	16	4.0
Smith	4-0	73	6-8	.750	0-0	—	0-0	—	7-6-13	3.3	5	1.3	11-0	4	5	0	12	3.0
Woodson	1-0	6	1-3	.333	0-1	.000	0-0	—	0-0-0	0.0	2	2.0	1-0	0	0	0	2	2.0
McCormick	3-0	21	1-3	.333	0-0	—	1-2	.500	1-7-8	2.7	0	0.0	5-0	0	0	0	3	1.0
Bowie	2-0	4	0-1	.000	0-0	—	0-0	—	0-0-0	0.0	0	0.0	1-0	0	0	0	0	0.0
Caldwell	1-0	1	0-0	—	0-0	—	0-0	—	0-0-0	0.0	0	0.0	0-0	0	0	0	0	0.0
ROCKETS	4	960	153-338	.453	11-40	.275	74-111	.667	61-95-156	39.0	91	22.8	87-0	36	58	26	391	97.8
OPPONENTS	4	960	165-303	.545	12-37	.324	80-105	.762	38-115-153	38.3	105	26.3	80-0	33	66	27	422	105.5

## 1991 (0-3)

Player	G-S	Min	FGM-A	Pct.	3PM-A	Pct.	FTM-A	Pct.	Rebounds									
									O-D-Tot	Avg.	A	Avg.	PF-D	S	TO	B	TP	Avg.
Olajuwon	3-3	129	26-45	.578	0-1	.000	14-17	.824	12-32-44	14.7	6	2.0	11-0	4	8	8	66	22.0
Maxwell	3-3	113	23-56	.411	9-27	.333	1-2	.500	1-7-8	2.7	9	3.0	8-0	2	7	1	56	18.7
Thorpe	3-3	116	22-38	.579	0-0	—	3-6	.500	7-18-25	8.3	8	2.7	8-0	2	6	0	47	15.7
K. Smith	3-3	113	18-38	.474	2-4	.500	8-9	.889	4-4-8	2.7	24	8.0	5-0	4	6	1	46	15.3
Jamerson	2-0	21	5-13	.385	0-1	.000	6-6	1.000	1-2-3	1.5	4	2.0	4-0	1	1	0	16	8.0
Johnson	3-3	86	10-28	.357	0-0	—	4-4	1.000	4-10-14	4.7	8	2.7	13-0	2	5	1	24	8.0
Floyd	3-0	41	8-24	.333	0-4	.000	0-0	—	0-2-2	0.7	7	2.3	4-0	2	7	1	16	5.3
Wood	3-0	44	2-3	.667	1-1	1.000	2-4	.500	1-4-5	1.7	3	1.0	8-0	3	1	0	7	2.3
L. Smith	3-0	57	1-4	.250	0-1	.000	0-1	.000	6-7-13	4.3	4	1.3	11-0	1	2	1	2	0.7
ROCKETS	3	720	115-249	.462	12-39	.308	38-49	.776	36-86-122	40.7	73	24.3	72-0	21	47	13	280	93.3
OPPONENTS	3	720	111-230	.483	12-35	.343	63-80	.788	28-82-110	36.7	72	24.0	55-0	22	42	19	297	99.0

## 1993 (6-6)

Player	G-S	Min	FGM-A	Pct.	3PM-A	Pct.	FTM-A	Pct.	Rebounds									
									O-D-Tot	Avg.	A	Avg.	PF-D	S	TO	B	TP	Avg.
Olajuwon	12-12	518	123-238	.517	0-1	.000	62-75	.827	52-116-168	14.0	57	4.8	37-0	21	45	59	308	25.7
Smith	12-12	391	63-128	.492	23-46	.500	28-36	.778	2-22-24	2.0	50	4.2	18-0	9	26	1	177	14.8
Thorpe	12-12	419	73-115	.635	0-0	—	28-43	.651	36-67-103	8.6	31	2.6	35-0	6	17	1	174	14.5
Maxwell	9-7	308	47-117	.402	11-46	.239	21-24	.875	3-19-22	2.4	32	3.6	17-0	11	17	2	126	14.0
Horry	12-12	374	47-101	.465	9-30	.300	20-27	.741	14-48-62	5.2	38	3.2	30-1	18	28	16	123	10.3
Garland	12-5	246	30-74	.405	0-1	.000	17-17	1.000	6-27-33	2.8	31	2.6	27-1	16	22	0	77	6.4
Bullard	12-0	169	20-42	.476	15-28	.536	6-6	1.000	4-19-23	1.9	13	1.1	11-0	4	9	5	61	5.1
Herrera	12-0	195	22-57	.386	0-2	.000	12-20	.600	16-29-45	3.8	7	0.6	36-1	3	11	2	56	4.7
Brooks	12-0	197	16-42	.381	5-13	.385	10-13	.769	1-9-10	0.8	31	2.6	21-0	9	13	0	47	3.9
Floyd	7-0	60	6-19	.316	1-3	.333	7-10	.700	1-3-4	0.6	8	1.1	2-0	2	9	0	20	2.9
Teagle	5-0	12	2-5	.400	0-0	—	0-2	.000	0-0-0	0.0	0	0.0	1-0	0	3	0	4	0.8
Rollins	6-0	16	0-3	.000	0-1	.000	0-0	—	1-3-4	0.7	0	0.0	2-0	2	0	0	0	0.0
ROCKETS	12	2905	449-941	.477	64-171	.374	211-273	.773	136-362-498	41.5	298	24.8	237-3	101	212	86	1173	97.8
OPPONENTS	12	2905	460-1047	.439	41-108	.380	194-278	.698	193-318-511	42.6	277	23.1	248-4	128	160	49	1155	96.3

## 1994 (15-8)

Player	G-S	Min	FGM-A	Pct.	3PM-A	Pct.	FTM-A	Pct.	Rebounds									
									O-D-Tot	Avg.	A	Avg.	PF-D	S	TO	B	TP	Avg.
Olajuwon	23-23	989	267-514	.519	2-4	.500	128-161	.795	55-199-254	11.0	98	4.3	82-0	40	83	92	664	28.9
Maxwell	23-23	880	118-314	.376	45-138	.326	37-54	.685	12-69-81	3.5	96	4.2	55-1	20	49	2	319	13.8
Horry	23-23	778	98-226	.434	34-89	.382	39-51	.765	40-101-141	6.1	82	3.6	68-0	35	27	20	269	11.7
Thorpe	23-23	854	111-194	.572	1-2	.500	38-67	.567	68-160-228	9.9	54	2.3	86-2	13	37	10	261	11.3
Smith	23-23	696	86-189	.455	34-76	.447	42-52	.808	5-49-54	2.3	94	4.9	40-0	22	33	4	248	10.8
Cassell	22-0	478	63-160	.394	17-45	.378	64-74	.865	19-40-59	2.7	93	4.2	62-1	21	47	5	207	9.4
Elie	23-0	382	42-106	.396	10-32	.313	40-47	.851	9-31-40	1.7	38	1.7	30-0	8	21	3	134	5.8
Herrera	16-0	248	31-58	.534	0-0	—	13-16	.813	14-31-45	2.8	3	0.2	37-1	5	7	3	75	4.7
Brooks	5-0	23	5-6	.833	1-1	1.000	0-1	.000	1-1-2	0.4	3	0.6	3-0	0	0	0	11	2.2
Cureton	10-0	100	8-10	.800	0-0	—	2-2	1.000	6-23-29	2.9	2	0.2	20-0	1	3	2	18	1.8
Bullard	10-0	55	4-19	.211	2-10	.200	6-8	.750	2-8-10	1.0	0	0.0	6-0	1	0	2	16	1.6
Jent	11-0	62	5-20	.250	3-13	.231	0-0	—	1-9-9	0.8	7	0.6	7-0	2	3	0	13	1.2
ROCKETS	23	5545	838-1816	.461	149-410	.363	409-533	.767	232-720-952	41.4	570	24.8	496-5	168	331	143	2234	97.1
OPPONENTS	23	5545	815-1932	.422	111-334	.332	421-566	.744	335-678-1013	44.0	22.2	510	488-3	176	281	112	2162	94.0

# Year-by-Year Playoff Statistics

## 1995 (15-7)

Player	G-S	Min	FGM-A	Pct.	3PM-A	Pct.	FTM-A	Pct.	Rebounds										
									O-D-Tot	Avg.	A	Avg.	PF-D	S	TO	B	TP	Avg.	
Olajuwon	22-22	929	306-576	.531	2-4	.500	111-163	.681	44-183-227	10.3	98	4.5	95-0	26	69	62	725	33.0	
Drexler	22-22	849	155-322	.481	30-39	.303	110-140	.786	45-109-154	7.0	111	5.0	68-1	33	45	15	450	20.5	
Horry	22-22	841	93-209	.445	44-110	.400	58-78	.744	40-115-155	7.0	76	3.5	69-2	32	25	26	288	13.1	
Cassell	22-0	485	74-169	.438	24-60	.400	71-85	.835	8-34-42	1.9	89	4.0	66-1	21	33	2	243	11.0	
Smith	22-22	652	78-178	.438	46-104	.442	36-40	.900	7-42-49	2.2	99	4.5	46-0	14	31	3	238	10.8	
Elie	22-6	635	69-137	.504	28-65	.431	35-44	.795	19-43-62	2.8	54	2.5	55-0	21	21	1	201	9.1	
Chilcutt	20-15	323	31-64	.484	14-36	.389	14-17	.824	15-43-68	2.9	18	0.9	39-0	7	11	4	90	4.5	
Brown	21-1	326	34-76	.447	1-2	.500	25-37	.676	20-45-65	3.1	7	0.3	46-2	9	12	2	94	4.5	
Maxwell	1-0	16	1-7	.143	0-0	.000	1-1	1.000	0-3-3	0.0	1	1.0	1-0	0	1	0	3	3.0	
Herrera	1-0	6	1-1	1.000	0-0	—	0-0	—	0-0-0	0.0	1	1.0	0-0	0	0	0	2	2.0	
Tabak	8-0	31	2-5	.400	0-0	—	2-2	1.000	1-0-1	0.1	1	0.1	5-0	1	2	3	6	0.8	
Jones	19-0	237	5-13	.385	0-1	.000	4-12	.333	12-32-44	2.3	0	0.0	55-0	4	5	10	14	0.7	
ROCKETS	22	5330	849-1757	.483	189-483	.391	467-619	.754	211-649-860	39.1	555	25.2	545-6	168	264	128	2354	107.0	
OPPONENTS	22	5330	836-1789	.467	136-388	.351	485-653	.743	277-686-963	43.8	506	23.0	524-4	153	302	87	2293	104.2	

## 1996 (3-5)

Player	G-S	Min	FGM-A	Pct.	3PM-A	Pct.	FTM-A	Pct.	Rebounds										
									O-D-Tot	Avg.	A	Avg.	PF-D	S	TO	B	TP	Avg.	
Olajuwon	8-8	329	75-147	.510	0-1	.000	29-40	.725	17-56-73	9.1	31	3.9	28-1	15	29	17	179	22.4	
Drexler	8-8	292	49-118	.415	9-34	.265	26-34	.765	15-47-62	7.8	40	5.0	22-0	21	20	4	133	16.6	
Horry	8-8	308	37-91	.407	21-53	.396	10-23	.435	15-42-57	7.1	24	3.0	29-1	21	15	13	105	13.1	
Cassell	8-0	206	26-81	.321	8-29	.276	23-29	.793	1-16-17	2.1	34	4.3	20-0	6	18	1	83	10.4	
Elie	8-0	233	29-66	.439	9-24	.375	11-12	.917	6-16-22	2.8	14	1.8	17-0	7	5	3	78	9.8	
Smith	8-8	191	23-53	.434	12-31	.387	13-13	1.000	4-8-12	1.5	38	4.8	14-0	5	8	0	71	8.9	
Brown	8-8	168	25-45	.556	0-0	—	15-18	.833	6-18-24	3.0	5	0.6	17-0	3	4	0	65	8.1	
Bryant	8-0	145	21-35	.600	0-0	—	12-15	.800	7-20-27	3.4	4	0.5	21-0	1	3	2	54	6.8	
Chilcutt	1-0	10	1-4	.250	0-1	.000	0-2	.000	2-1-3	3.0	0	0.0	0-0	0	1	0	2	2.0	
Mack	6-0	47	5-15	.333	2-9	.222	0-3	.000	0-9-9	1.5	1	0.2	1-0	1	2	0	12	2.0	
Jones	3-0	8	0-1	.000	0-0	—	0-0	—	0-1-1	0.3	0	0.0	0-0	0	0	0	0	0.0	
Recasner	1-0	8	0-3	.000	0-1	.000	0-0	—	0-1-1	1.0	2	2.0	0-0	0	1	0	0	0.0	
ROCKETS	8	1945	291-659	.442	61-183	.333	139-189	.735	73-235-308	38.5	193	24.1	169-2	80	110	40	782	97.8	
OPPONENTS	8	1945	302-649	.465	73-181	.403	144-194	.742	87-274-361	45.1	195	24.4	166-2	64	127	39	821	102.6	

## 1997 (9-7)

Player	G-S	Min	FGM-A	Pct.	3PM-A	Pct.	FTM-A	Pct.	Rebounds										
									O-D-Tot	Avg.	A	Avg.	PF-D	S	TO	B	TP	Avg.	
Olajuwon	16-16	629	147-249	.590	0-3	.000	76-104	.731	46-128-174	10.9	54	3.4	61-0	33	46	41	370	23.1	
Drexler	16-16	623	105-241	.436	38-102	.373	42-54	.778	25-64-89	5.6	77	4.8	52-0	26	36	7	290	18.1	
Barkley	16-16	605	86-198	.434	11-38	.289	103-134	.769	64-128-192	12.0	54	3.4	52-0	19	43	7	286	17.9	
Elie	16-16	598	54-116	.466	24-60	.400	52-62	.839	19-37-56	3.5	61	3.8	52-3	14	30	4	184	11.5	
Maloney	16-16	526	61-153	.399	43-108	.398	14-21	.667	1-18-19	1.2	50	3.1	31-0	10	38	3	179	11.2	
Johnson	16-0	284	48-117	.410	14-47	.298	23-24	.958	15-21-36	2.3	10	0.6	17-0	5	7	0	133	8.3	
Willis	16-0	295	38-95	.400	0-1	.000	26-38	.684	22-53-75	4.7	11	0.7	47-0	9	22	4	102	6.4	
Threatt	16-0	266	22-56	.393	9-30	.300	6-8	.750	2-15-17	1.1	48	3.0	35-0	6	12	4	59	3.7	
Bullard	2-0	7	2-2	1.000	2-2	1.000	0-0	—	1-1-2	1.0	0	0.0	1-0	0	0	0	6	3.0	
Livingston	2-0	15	1-4	.250	1-1	1.000	0-0	—	0-0-0	0.0	4	2.0	1-0	1	1	0	3	1.5	
Harrington	7-0	15	1-2	.500	0-0	—	7-10	.700	1-3-4	0.6	0	0.0	1-0	0	2	0	9	1.3	
Jones	1-0	2	0-0	—	0-0	—	0-0	—	0-0-0	0.0	1	1.0	0-0	0	0	0	0	0.0	
ROCKETS	16	3865	565-1233	.458	142-392	.362	349-455	.767	196-468-664	41.5	370	23.1	350-4	123	243	70	1621	101.3	
OPPONENTS	16	3865	584-1304	.448	92-256	.359	332-409	.812	212-433-645	40.3	358	22.4	378-6	141	198	67	1592	99.5	

## 1998 (2-3)

Player	G-S	Min	FGM-A	Pct.	3PM-A	Pct.	FTM-A	Pct.	Rebounds										
									O-D-Tot	Avg.	A	Avg.	PF-D	S	TO	B	TP	Avg.	
Olajuwon	5-5	190	39-99	.394	0-1	.000	24-33	.727	9-45-54	10.8	12	2.4	18-0	5	13	16	102	20.4	
Drexler	5-5	182	21-68	.309	5-26	.192	28-37	.757	9-18-27	5.4	23	4.6	15-0	8	13	3	75	15.0	
Willis	5-5	168	22-55	.400	0-1	.000	12-16	.750	18-35-53	10.6	5	1.0	21-0	8	12	3	56	11.2	
Barkley	4-0	87	12-23	.522	0-2	.000	12-21	.571	5-16-21	5.3	4	1.0	12-1	5	6	0	36	9.0	
Elie	5-1	133	12-27	.444	3-9	.333	6-9	.667	3-10-13	2.6	6	1.2	10-0	2	5	0	33	6.6	
Maloney	5-5	165	10-30	.333	5-20	.250	8-9	.889	0-8-8	1.6	18	3.6	11-0	2	4	2	33	6.6	
Johnson	5-0	89	9-27	.333	3-10	.300	7-8	.875	4-4-8	1.6	1	0.2	10-0	0	3	0	28	5.6	
Harrington	3-0	23	6-12	.500	0-1	.000	4-5	.800	3-4-7	2.3	0	0.0	1-0	0	0	1	16	5.3	
Price	5-0	75	6-15	.400	5-13	.385	2-3	.667	1-8-9	1.8	6	1.2	12-1	4	6	0	19	3.8	
Bullard	5-4	70	6-18	.333	3-10	.300	2-2	1.000	3-5-8	1.6	5	1.0	5-0	1	0	0	17	3.4	
Rhodes	3-0	7	2-3	.667	0-0	—	2-4	.500	0-1-1	0.3	0	0.0	0-0	1	1	0	6	2.0	
Jones	4-0	11	0-0	—	0-0	—	2-2	1.000	1-2-3	0.8	1	0.3	4-0	0	0	0	2	0.5	
ROCKETS	5	1200	145-377	.385	24-93	.258	109-149	.732	56-156-212	42.4	81	16.2	119-2	36	65	25	423	84.6	
OPPONENTS	5	1200	168-368	.457	17-45	.378	104-150	.693	48-171-219	43.8	106	21.2	119-0	39	68	29	457	91.4	

# Year-by-Year Playoff Statistics

## 1999 (1-3)

Player	G-S	Min	FGMA	Pct.	3PMA	Pct.	FTM-A	Pct.	Rebounds		PF-D	S	TO	B	TP	Avg.			
									O-D-Tot	Avg.									
Barkley	4-4	157	36-68	.529	2-7	.286	20-30	.667	13-42	55	13.8	15	3.8	12-0	6	8	2	94	23.5
Pippen	4-4	172	23-70	.329	6-22	.273	21-26	.808	20-27	47	11.8	22	5.5	12-0	7	13	3	73	18.3
Olaijuwon	4-4	123	23-54	.426	0-0	—	7-8	.875	5-24	29	7.3	2	0.5	18-0	5	5	3	53	13.3
Mack	4-0	123	13-38	.342	10-26	.385	14-17	.824	1-8	9	2.3	7	1.8	11-0	4	5	0	50	12.5
Price	4-0	98	11-24	.458	5-14	.357	6-6	1.000	3-5	8	2.0	14	3.5	5-0	4	6	1	33	8.3
Mobley	4-4	94	7-15	.467	4-7	.571	10-11	.909	0-4	1	1.0	11	2.8	11-0	2	5	0	28	7.0
Harrington	4-0	42	9-14	.643	0-0	—	4-6	.667	5-9	14	3.5	1	0.3	2-0	0	3	1	22	5.5
Dickerson	4-4	82	6-22	.273	3-8	.375	2-4	.500	2-2	4	1.0	3	0.8	8-0	2	2	3	17	4.3
Bullard	2-0	8	2-2	1.000	1-1	1.000	0-0	0-0	0-0	0	0.0	0	0.0	0-0	0	0	0	7	3.5
Carr	4-0	37	4-11	.364	0-0	—	0-0	—	3-7	18	4.0	1.0	1.0	19-1	0	4	1	8	2.0
Drew	1-0	4	1-1	1.000	0-0	—	0-2	.000	1-2	3	3.0	2	2.0	1-0	0	0	0	2	2.0
Roberts	3-0	20	0-6	.000	0-0	—	1-2	.500	0-3	1	0.0	0	0.0	5-0	0	4	1	0.3	
ROCKETS	4	960	135-325	.415	31-85	.365	87-114	.763	53-130	183	45.8	82	20.5	104-1	30	53	18	388	97.0
OPPONENTS	4	960	151-322	.469	25-66	.379	70-110	.636	44-119	163	40.8	93	23.3	87-1	20	52	34	397	99.3

## 2004 (1-4)

Player	G-S	Min	FGMA	Pct.	3PMA	Pct.	FTM-A	Pct.	Rebounds		PF-D	S	TO	B	TP	Avg.			
									O-D-Tot	Avg.									
Francis	5-5	222	30-70	.429	7-17	.412	29-40	.725	6-36	42	8.4	38	7.6	18-1	7	21	1	96	19.2
Yao	5-5	185	31-68	.456	0-0	—	13-17	.765	11-26	37	7.4	9	1.8	20-2	2	13	7	75	15.0
J. Jackson	5-5	221	29-73	.397	8-29	.276	8-12	.667	3-49	52	10.4	10	2.0	9-0	5	9	1	74	14.8
Mobley	5-5	210	29-75	.387	6-21	.286	8-10	.800	5-19	24	4.8	14	2.8	14-0	3	18	3	72	14.4
Taylor	5-0	115	18-38	.474	0-0	—	13-17	.765	5-11	16	3.2	5	1.0	20-0	0	7	1	49	9.8
Cato	5-5	148	13-22	.591	0-0	—	3-7	.429	14-20	34	6.8	2	0.4	18-1	5	5	4	29	5.8
Weatherspoon	2-0	22	2-5	.400	0-0	—	3-6	.500	2-2	4	2.0	0	0.0	3-0	0	0	0	7	3.5
Nachbar	5-0	41	4-9	.444	1-3	.333	5-5	1.000	1-5	6	1.2	2	0.4	9-0	1	2	1	4	2.8
Padgett	4-0	14	2-5	.400	1-3	.333	0-0	—	1-2	3	0.8	0	0.0	1-0	1	1	1	5	1.3
M. Jackson	5-0	38	1-6	.167	0-3	.000	0-0	—	0-3	6	0.6	5	1.0	1-0	2	2	0	2	0.4
Piatkowski	1-0	4	0-1	.000	0-0	—	0-0	—	0-1	1	0.0	0	0.0	1-0	0	0	0	0	0.0
Wilks	2-0	5	0-0	—	0-0	—	0-0	—	0-0	0	0.0	1	0.5	0-0	0	1	0	0	0.0
ROCKETS	5	1225	159-372	.427	23-76	.303	82-114	.719	48-174	222	44.4	86	17.2	114-4	26	84	18	423	84.6
OPPONENTS	5	1225	169-394	.429	23-67	.343	89-140	.636	50-152	202	40.4	122	24.4	108-0	50	52	20	450	90.0

## 2005 (3-4)

Player	G-S	Min	FGMA	Pct.	3PMA	Pct.	FTM-A	Pct.	Rebounds		PF-D	S	TO	B	TP	Avg.			
									O-D-Tot	Avg.									
McGrady	7-7	301	78-171	.456	17-46	.370	42-51	.824	12-40	52	7.4	47	6.7	20-0	11	26	10	215	30.7
Yao	7-7	220	55-84	.655	0-0	—	40-55	.727	23-31	54	7.7	5	0.7	31-1	2	19	19	150	21.4
James	7-0	171	29-62	.468	0-9	.000	23-24	.958	2-11	13	1.9	16	2.3	17-0	6	10	2	81	11.6
Barry	7-0	183	21-48	.438	11-23	.478	7-8	.875	1-28	29	4.1	9	1.3	13-0	5	6	0	60	8.6
Wesley	7-7	280	19-54	.352	10-21	.476	9-13	.692	4-17	21	3.0	23	3.3	20-0	9	9	1	57	8.1
Sura	7-7	182	20-46	.435	7-13	.538	8-12	.667	6-21	27	3.9	14	2.0	15-0	7	11	0	55	7.9
Padgett	7-4	109	9-24	.375	5-12	.417	2-2	1.000	9-10	19	2.7	4	0.6	18-0	3	3	2	25	3.6
Mutombo	7-0	101	6-11	.545	0-0	—	10-13	.769	11-24	35	5.0	2	0.3	15-0	2	7	7	22	3.1
Bowen	7-3	125	8-25	.320	0-0	—	2-3	.667	7-7	14	2.0	6	0.9	23-2	6	6	0	18	2.6
Norris	2-0	7	0-1	.000	0-0	—	0-0	—	0-0	0	0.0	0	0.0	0-0	0	0	0	0	0.0
Weatherspoon	1-0	1	0-0	—	0-0	—	0-0	—	0-0	0	0.0	0	0.0	1-0	0	0	0	0	0.0
ROCKETS	7	1680	245-526	.466	50-124	.403	143-181	.790	75-189	264	37.7	126	18.0	173-3	51	100	41	683	97.6
OPPONENTS	7	1680	240-535	.449	53-122	.434	169-211	.801	94-195	289	41.3	120	17.1	160-5	49	93	34	702	100.3

## 2007 (3-4)

Player	G-S	Min	FGMA	Pct.	3PMA	Pct.	FTM-A	Pct.	Rebounds		PF-D	S	TO	B	TP	Avg.			
									O-D-Tot	Avg.									
McGrady	7-7	280	63-160	.394	9-36	.250	42-57	.737	5-36	41	5.9	51	7.3	12-0	5	21	6	177	25.3
Yao	7-7	260	55-125	.440	0-0	—	66-75	.880	23-49	72	10.3	6	0.9	27-0	1	33	5	176	25.1
Alston	7-7	309	25-74	.338	16-50	.320	10-13	.769	6-42	48	6.9	35	5.0	23-0	13	17	3	76	10.9
Battier	7-7	272	23-51	.451	19-43	.442	7-8	.875	3-15	18	2.6	15	2.1	20-0	12	8	7	72	10.3
Howard	7-0	157	14-35	.400	0-0	—	7-11	.636	10-21	31	4.4	7	1.0	10-0	5	4	0	35	5.0
Head	7-0	141	11-36	.306	6-23	.261	4-8	.500	2-17	19	2.7	8	1.1	16-1	3	7	2	32	4.6
Spanoulis	1-0	3	1-2	.500	0-0	—	2-2	1.000	0-1	1	1.0	1	1.0	0-0	0	0	0	4	4.0
Hayes	7-7	197	12-17	.706	0-1	.000	2-5	.400	14-31	45	6.4	3	0.4	22-0	9	7	3	26	3.7
Tsakalidis	1-0	3	0-0	—	0-0	—	2-2	1.000	1-3	4	0.0	0	0.0	0-0	0	0	0	2	2.0
Mutombo	7-0	40	3-3	1.000	0-0	—	3-3	1.000	5-6	11	1.6	1	0.1	5-0	0	3	9	1.3	
Snyder	3-0	9	1-3	.333	0-2	.000	0-0	—	0-1	1	0.3	0	0.0	0-0	0	1	0	2	0.7
Lucas	2-0	8	0-1	.000	0-1	.000	0-0	—	0-0	0	0.0	0	0.0	0-0	1	2	0	0	0.0
ROCKETS	7	1680	208-507	.410	50-156	.321	145-184	.788	69-222	291	41.6	127	18.1	135-1	49	104	29	611	87.3
OPPONENTS	7	1680	249-561	.444	26-87	.299	109-146	.747	74-215	289	41.3	160	22.9	160-3	49	84	34	633	90.4

# Year-by-Year Playoff Statistics

## 2008 (2-4)

Player	G-S	Min	FGM-A	Pct.	3PM-A	Pct.	FTM-A	Pct.	Rebounds					S	TO	B	TP	Avg.
									O-D-Tot	Avg.	A	Avg.	PF-D					
McGrady	6-6	247	62-146	.425	5-24	.208	33-53	.623	7-42-49	8.2	41	6.8	8-0	9	18	5	162	27.0
Alston	4-4	126	21-48	.438	11-25	.440	4-5	.800	2-4-6	1.5	18	4.5	7-0	4	6	0	57	14.3
Scola	6-6	220	30-67	.448	0-1	.000	24-35	.686	24-32-56	9.3	8	1.3	30-0	4	12	1	84	14.0
Battier	6-6	246	20-45	.444	12-25	.480	8-11	.727	7-16-23	3.8	3	0.5	19-2	6	8	5	60	10.0
Jackson	6-2	138	20-70	.286	5-24	.208	7-11	.636	2-8-10	1.7	9	1.5	11-0	5	4	0	52	8.7
Landry	6-0	106	11-26	.423	0-0	—	12-16	.750	15-13-28	4.7	0	0.0	8-0	7	2	3	34	5.7
Brooks	6-0	50	8-25	.320	0-10	.000	9-11	.818	0-6-6	1.0	3	0.5	11-0	0	3	0	25	4.2
Mutombo	6-6	123	8-13	.615	0-0	—	7-11	.636	10-29-39	6.5	2	0.3	10-0	1	1	11	23	3.8
Novak	3-0	21	3-4	.750	2-3	.667	0-0	—	1-1-2	0.7	0	0.0	2-0	0	0	1	8	2.7
Hayes	6-0	108	7-11	.636	0-2	.000	0-0	—	7-21-28	4.7	5	0.8	18-0	3	4	6	14	2.3
Woods	1-0	1	1-1	1.000	0-0	—	0-0	—	1-0-1	1.0	0	0.0	0-0	0	0	0	2	2.0
Harris	3-0	9	1-2	.500	0-0	—	1-2	.500	1-1-2	0.7	0	0.0	0-0	0	0	0	3	1.0
Head	5-0	44	1-4	.071	0-6	.000	2-2	1.000	1-1-2	0.4	4	0.8	3-0	2	4	1	4	0.8
ROCKETS	6	1440	193-472	.409	35-120	.292	107-157	.682	78-174-252	42.0	93	15.5	127-2	41	65	33	528	88.0
OPPONENTS	6	1440	203-454	.447	32-89	.360	105-152	.691	77-184-261	43.5	111	18.5	131-0	33	74	37	543	90.5

## 2009 (7-6)

Player	G-S	Min	FGM-A	Pct.	3PM-A	Pct.	FTM-A	Pct.	Rebounds					S	TO	B	TP	Avg.
									O-D-Tot	Avg.	A	Avg.	PF-D					
Yao	9-9	323	54-99	.545	0-0	—	46-51	.902	19-79-98	10.9	9	1.0	27-0	4	17	11	154	17.1
Brooks	13-13	444	77-170	.453	27-64	.422	37-46	.804	4-30-34	2.6	44	3.4	29-0	5	29	3	218	16.8
Artest	13-13	488	80-203	.394	23-83	.277	20-28	.714	12-44-56	4.3	54	4.2	27-0	14	32	3	203	15.6
Scola	13-13	424	77-156	.494	0-0	—	33-49	.673	28-81-109	8.4	23	1.8	45-0	7	22	3	187	14.4
Wafer	13-0	181	39-92	.424	9-22	.409	19-22	.864	0-12-12	0.9	9	0.7	11-0	2	11	1	106	8.2
Battier	13-13	496	33-81	.407	17-54	.315	22-23	.957	21-43-64	4.9	31	2.4	33-0	14	15	9	105	8.1
Landry	13-0	240	39-70	.557	0-2	.000	19-33	.576	16-35-51	3.9	3	0.2	27-0	4	14	5	97	7.5
Lowry	13-0	254	21-63	.333	4-16	.250	23-31	.742	8-30-38	2.9	32	2.5	23-0	12	17	1	69	5.3
Barry	4-0	35	5-10	.500	3-8	.375	0-0	—	0-4-4	1.0	3	0.8	3-0	2	4	0	13	3.3
Cook	6-0	32	4-15	.267	2-9	.222	0-0	—	3-9-12	2.0	3	0.5	4-0	2	4	1	10	1.7
Hayes	13-4	173	10-21	.476	0-2	.000	0-0	—	13-26-39	3.0	10	0.8	27-0	13	4	2	20	1.5
White	5-0	12	3-9	.333	1-2	.500	0-0	—	1-0-1	0.2	0	0.0	0-0	0	1	0	7	1.4
Mutombo	2-0	20	0-0	—	0-0	—	0-2	.000	1-8-9	4.5	0	0.0	5-0	1	0	2	0	0.0
ROCKETS	13	3120	442-989	.447	86-262	.328	219-285	.768	126-401-527	40.5	221	17.0	261-0	80	185	41	1189	91.5
OPPONENTS	13	3120	459-1020	.450	76-209	.364	214-288	.743	143-363-526	40.5	207	15.9	278-3	101	151	92	1208	92.9

## 2013 (2-4)

Player	G-S	Min	FGM-A	Pct.	3PM-A	Pct.	FTM-A	Pct.	Rebounds					S	TO	B	TP	Avg.
									O-D-Tot	Avg.	A	Avg.	PF-D					
Harden	6-6	243	45-115	.391	15-44	.341	53-66	.803	5-35-40	6.7	27	4.5	18-0	12	27	6	158	26.3
Parsons	6-6	238	42-93	.452	16-40	.400	9-14	.643	7-32-39	6.5	22	3.7	19-0	1	18	2	109	18.2
Asik	6-6	208	22-39	.564	0-0	—	30-47	.638	21-46-67	11.2	3	0.5	22-0	3	12	10	74	12.3
Beverley	6-5	200	28-65	.431	8-24	.333	7-7	1.000	11-22-33	5.5	17	2.8	24-0	7	6	4	71	11.8
Garcia	6-3	164	22-50	.440	17-37	.459	3-5	.600	3-17-20	3.3	9	1.5	21-0	4	4	5	64	10.7
Delfino	5-0	120	15-40	.375	11-31	.355	4-4	1.000	1-11-12	2.4	10	2.0	10-0	3	5	1	45	9.0
Brooks	6-0	67	13-34	.382	1-9	.111	3-5	.600	3-6-9	1.5	11	1.8	3-0	1	6	1	30	5.0
Motiejunas	1-0	5	2-2	1.000	0-0	—	1-1	1.000	1-0-1	1.0	0	0.0	0-0	0	0	0	5	5.0
Jones	2-0	35	4-10	.400	0-2	.000	0-3	.000	5-10-15	7.5	1	0.5	2-0	0	1	1	8	4.0
Lin	4-3	84	6-24	.250	2-12	.167	2-2	1.000	0-8-8	2.0	8	2.0	9-0	2	8	1	16	4.0
Smith	5-1	59	6-9	.667	0-0	—	6-12	.500	7-6-13	2.6	0	0.0	9-0	2	4	2	18	3.6
Anderson	2-0	18	1-5	.200	0-3	.000	0-0	—	1-3-4	2.0	0	0.0	2-0	0	0	0	2	1.0
ROCKETS	6	1440	206-486	.424	70-202	.347	118-166	.711	65-196-261	43.5	108	18.0	139-0	35	95	33	600	100.0
OPPONENTS	6	1440	223-496	.450	61-170	.359	128-151	.848	58-197-255	42.5	121	20.2	148-0	47	77	44	635	105.8

## 2014 (2-4)

Player	G-S	Min	FGM-A	Pct.	3PM-A	Pct.	FTM-A	Pct.	Rebounds					S	TO	B	TP	Avg.
									O-D-Tot	Avg.	A	Avg.	PF-D					
Harden	6-6	263:28.00	50-133	.376	16-54	.296	45-50	.900	5-23-28	4.7	35	5.8	21-1	12	21	1	161	26.8
Howard	6-6	231:19.00	58-106	.547	0-0	—	40-64	.625	27-55-82	13.7	11	1.8	25-1	4	19	17	156	26.0
Parsons	6-6	250:19.00	46-105	.438	13-36	.361	11-15	.733	6-35-41	6.8	14	2.3	19-1	4	5	2	116	19.3
Lin	6-0	176:42.00	25-61	.41	5-23	.217	13-16	.813	7-15-22	3.7	26	4.3	15-0	3	13	1	68	11.3
Beverley	6-6	202:20.00	19-50	.38	7-22	.318	7-10	.700	13-12-25	4.2	11	1.8	21-1	3	4	2	52	8.7
Daniels	4-0	67:38.00	9-17	.529	8-15	.533	5-5	1.000	3-6-9	2.3	1	0.2	10-0	2	2	0	31	7.8
Jones	6-2	138:04.00	20-39	.513	0-1	.000	6-12	.500	17-20-37	6.2	8	1.3	13-0	5	2	3	46	7.7
Asik	6-4	162:42.00	16-33	.485	0-0	—	3-3	1.00	21-28-49	8.2	4	0.7	29-2	3	11	4	35	5.8
Garcia	2-0	22:26	2-6	.333	0-3	.000	3-4	.750	1-1-2	1	0	0.0	3-0	0	0	0	7	3.5
ROCKETS	6	1440	245-550	.445	49-154	.318	133-179	.743	100-195-367	61.2	110	18.3	156-6	36	83	30	672	112.0
OPPONENTS	6	1440	239-527	.454	56-154	.364	136-169	.805	73-183-305	50.8	111	18.5	149-4	44	71	55	670	111.7

# Year-by-Year Playoffs Statistics

## 2015 (9-8)

Player	G-S	Min	FGM-A	Pct.	3PM-A	Pct.	FTM-A	Pct.	Rebounds		PF-D	S	TO	B	TP	Avg.		
									O-D-Tot	Avg.								
Harden	17-17	636	129-294	.439	41-107	.383	163-178	.916	12-85-97	5.7	128	7.5	49-0	28	77	7	462	27.2
Howard	17-17	574	105-182	.577	0-0	---	68-166	.412	62-176-238	14.0	20	1.2	60-1	23	37	39	278	16.4
Smith	17-8	396	85-194	.438	27-71	.380	32-74	.432	26-70-96	5.6	46	2.7	41-0	9	38	17	229	13.5
Ariza	17-17	655	75-176	.426	36-96	.375	38-42	.905	18-91-109	6.4	44	2.6	51-0	30	23	2	224	13.2
Brewer	17-0	428	72-167	.431	12-42	.286	35-55	.636	11-36-47	2.8	19	1.1	48-0	11	15	4	191	11.2
Jones	17-9	401	67-159	.421	3-19	.158	36-54	.667	29-52-81	4.8	17	1.0	31-0	8	16	12	173	10.2
Terry	17-17	487	57-134	.425	29-82	.354	13-16	.813	6-32-38	2.2	48	2.8	46-0	15	20	2	156	9.2
Capela	17-0	127	21-31	.677	0-0	---	15-29	.517	13-29-42	2.5	5	1.1	19-0	3	3	9	57	3.4
Prigioni	17-0	293	19-57	.333	12-41	.293	3-4	.750	6-13-19	1.1	39	2.3	40-0	15	12	0	53	3.1
Johnson	9-0	49	4-17	.235	1-7	.143	3-3	1.000	1-3-4	0.4	4	0.4	7-0	0	4	1	12	1.3
Papanikolaou	8-0	21	1-4	.250	0-3	.000	1-2	.500	0-2-2	0.3	0	0.0	4-0	0	5	0	3	0.4
Dorsey	6-0	13	0-2	.000	0-0	---	1-2	.500	1-3-4	0.7	2	0.3	2-0	0	1	0	1	0.2
TEAM	17	4080	635-1417	.448	161-468	.344	408-624	.654	185-592-777	45.7	372	21.9	398-1	142	263	93	1839	108.2
OPPONENTS	17	4080	699-1520	.460	164-487	.337	319-453	.704	204-592-796	46.8	409	24.1	463-5	147	245	92	1881	110.6

## 2016 (1-4)

Player	G-S	Min	FGM-A	Pct.	3PM-A	Pct.	FTM-A	Pct.	Rebounds		PF-D	S	TO	B	TP	Avg.		
									O-D-Tot	Avg.								
Harden	5-5	193	41-100	.410	13-42	.310	38-45	.844	7-19-26	5.2	38	7.6	13-0	12	26	1	133	26.6
Howard	5-5	180	26-48	.542	0-1	.000	14-38	.368	26-44-70	14.0	8	1.6	21-1	4	12	7	66	13.2
Beasley	5-0	80	22-46	.478	2-6	.333	6-7	.857	4-17-21	4.2	3	0.6	8-0	1	7	0	52	10.4
Motiejunas	5-4	98	16-37	.432	4-9	.444	8-17	.471	10-16-26	5.2	5	1.0	11-0	4	12	2	44	8.8
Terry	5-0	124	13-38	.342	6-19	.316	3-3	1.000	1-10-11	2.2	6	1.2	13-0	2	3	1	35	7.0
Ariza	5-5	181	13-51	.255	4-28	.143	3-4	.750	7-14-21	4.2	4	0.8	16-0	13	12	1	33	6.6
Beverley	5-5	129	10-37	.270	3-14	.214	6-6	1.000	4-18-22	4.4	11	2.2	17-0	2	4	2	29	5.8
Brewer	5-1	77	7-27	.259	1-10	.100	7-8	.875	3-4-7	1.4	8	1.6	13-0	0	6	1	22	4.4
Smith	4-0	38	6-13	.462	4-8	.500	0-2	.000	1-1-2	0.5	4	1.0	7-0	1	5	1	16	4.0
Goudelock	2-0	11	3-6	.500	0-1	.000	0-0	---	0-2-2	1.0	0	0.0	0-0	0	3	0	6	3.0
McDaniels	4-0	34	4-13	.308	1-3	.333	0-0	---	1-6-7	1.8	1	0.3	3-0	0	3	9	2.3	
Capela	5-0	43	3-9	.333	0-0	---	2-5	.400	8-12-20	4.0	2	0.4	5-0	3	3	2	8	1.6
Harrell	2-0	12	1-3	.333	0-1	.000	1-2	.500	0-2-2	1.0	0	0.0	1-0	0	1	0	3	1.5
ROCKETS	5	1200	165-428	.386	38-142	.268	88-137	.642	72-165-237	43.6	90	28.8	128-1	42	95	21	456	91.2
OPPONENTS	5	1200	204-422	.483	58-144	.403	84-126	.667	49-169-218	47.4	144	18.0	111-1	46	71	27	550	110.0

## 2017 (6-5)

Player	G-S	Min	FGM-A	Pct.	3PM-A	Pct.	FTM-A	Pct.	Rebounds		PF-D	S	TO	B	TP	Avg.		
									O-D-Tot	Avg.								
Harden	11-11	407	90-218	.413	32-115	.278	101-115	.878	7-53-60	5.5	93	8.5	43-1	21	59	5	313	28.5
Gordon	11-2	358	51-121	.421	27-70	.386	13-18	.722	5-38-43	3.9	22	2.0	20-0	8	14	6	142	12.9
L. Williams	11-0	272	50-118	.424	12-39	.308	26-29	.897	7-23-30	2.7	14	1.3	17-0	7	14	1	138	12.5
Beverley	11-11	325	45-109	.413	21-52	.404	11-14	.786	21-40-61	5.5	33	3.0	38-1	16	18	2	122	11.1
Ariza	11-11	413	41-97	.423	23-61	.377	13-14	.929	8-48-56	5.1	23	2.1	25-0	14	9	2	118	10.7
Capela	11-11	286	46-82	.561	0-1	.000	24-39	.615	26-70-96	8.7	12	1.1	28-0	8	8	28	116	10.5
Nene	9-0	161	36-51	.706	0-1	.000	18-31	.581	11-31-42	4.7	5	0.6	24-0	6	9	4	90	10.0
Anderson	11-9	336	36-92	.391	17-60	.283	14-16	.875	15-42-57	5.2	7	0.6	24-0	4	9	2	103	9.4
Brown	5-0	22	10-20	.500	5-11	.455	0-0	---	0-2-2	0.4	1	0.2	1-0	0	0	0	25	5.0
Wilijter	1-0	5	1-1	1.000	1-1	1.000	0-0	---	0-0-0	0.0	0	0.0	0-0	0	0	0	3	3.0
Dekker	4-0	31	3-12	.250	3-6	.500	0-0	---	5-5-10	2.5	1	0.3	2-0	1	0	1	9	2.3
Harrell	5-0	21	1-3	.333	0-0	---	3-6	.500	1-5-6	1.2	2	0.4	7-0	0	2	0	5	1.0
T. Williams	5-0	19	0-9	.000	0-5	.000	1-2	.500	2-5-7	1.4	1	0.2	0-0	0	2	0	1	0.2
Taylor	3-0	10	0-2	.000	0-1	.000	0-0	---	1-1-2	0.7	1	0.3	1-0	0	0	0	0	0.0
TEAM	11	2665	410-935	.439	141-423	.333	224-284	.789	109-363-472	42.9	215	19.5	230-2	85	154	51	1185	107.7
OPPONENTS	11	2665	448-984	.455	92-291	.316	184-263	.700	143-372-515	46.8	247	22.5	214-1	87	138	77	1172	106.5



# Year-by-Year Playoff Statistics

## 2018 (11-6)

Player	G-S	Min	FGM-A	Pct.	3PM-A	Pct.	FTM-A	Pct.	Rebounds		PF-D	S	TO	B	TP	Avg.		
									Avg.	A								
Harden	17-17	621	158-385	.410	52-174	.299	118-133	.887	14-75-89	5.2	116	6.8	46-0	38	65	11	486	28.6
Paul	15-15	517	118-257	.459	37-99	.374	44-53	.830	9-80-89	5.9	87	5.8	47-1	30	28	4	317	21.1
Gordon	17-2	549	84-221	.380	43-130	.331	51-61	.836	9-36-45	2.6	28	1.6	29-0	10	24	8	262	15.4
Capela	17-17	520	95-144	.660	0-0	---	26-55	.473	61-136-197	11.6	22	1.3	38-0	14	15	36	216	12.7
Tucker	17-17	570	52-108	.481	35-75	.467	12-18	.667	23-88-111	6.5	22	1.3	46-0	11	14	13	151	8.9
Ariza	17-17	582	50-139	.360	26-91	.286	23-31	.742	9-56-65	3.8	22	1.3	44-0	19	10	2	149	8.8
Green	17-0	272	37-94	.394	27-72	.375	6-7	.857	6-44-50	2.9	1	0.1	27-0	4	10	7	107	6.3
Nene	11-0	107	12-20	.600	0-0	---	7-11	.636	6-22-28	2.5	5	0.5	18-0	2	8	5	31	2.8
Mbah a Moute	9-0	149	9-36	.250	3-15	.200	4-7	.571	3-19-22	2.4	3	0.3	8-0	6	6	4	25	2.8
Anderson	11-0	95	7-20	.350	5-15	.333	0-0	---	4-9-13	1.2	6	0.5	10-0	3	3	1	19	1.7
Johnson	8-0	54	6-17	.353	0-3	.000	0-0	---	0-10-10	1.3	3	0.4	4-0	0	3	1	12	1.5
A. Jackson	7-0	17	2-4	.500	0-2	.000	1-2	.500	2-2-4	0.6	2	0.3	2-0	0	2	0	5	0.7
Qi	3-0	6	1-1	1.000	0-0	---	0-0	---	0-1-1	0.3	0	0.0	0-0	0	0	0	2	0.7
Black	7-0	19	1-4	.250	0-0	---	0-0	---	2-4-6	0.9	2	0.3	5-0	0	1	1	2	0.3
Onuaku	1-0	3	0-0	---	0-0	---	0-0	---	1-0-1	1.0	1	1.0	1-0	1	0	0	0	0.0
TEAM	17	4080	632-1450	.436	228-676	.337	292-378	.772	149-582-731	43.0	320	18.8	325-1	138	205	93	1784	104.9
OPPONENTS	17	4080	654-1405	.465	181-474	.382	264-352	.750	145-596-741	43.6	363	21.4	332-1	115	238	74	1753	103.1

## 2019 (6-5)

Player	G-S	Min	FGM-A	Pct.	3PM-A	Pct.	FTM-A	Pct.	Rebounds		PF-D	S	TO	B	TP	Avg.		
									Avg.	A								
Harden	11-11	424	109-264	.413	48-137	.350	82-98	.837	9-66-75	6.8	73	6.6	41-0	24	51	10	348	31.6
Gordon	11-11	410	67-150	.447	38-95	.400	24-28	.857	5-23-28	2.5	14	1.3	22-0	7	27	11	196	17.8
Paul	11-11	397	66-148	.446	17-63	.270	38-45	.844	14-56-70	6.4	60	5.5	36-0	24	37	7	187	17.0
Tucker	11-11	426	40-88	.455	26-57	.456	19-23	.826	19-63-82	7.5	19	1.7	35-0	19	8	8	125	11.4
Capela	11-11	331	46-82	.561	0-0	---	15-35	.429	41-72-113	10.3	16	1.5	26-1	3	16	12	107	9.7
Rivers	10-0	215	27-62	.435	16-35	.457	4-6	.667	2-19-21	2.1	10	1.0	31-0	5	8	1	74	7.4
House	7-0	141	11-37	.297	8-31	.258	4-8	.500	2-20-22	3.1	1	0.1	11-0	3	4	2	34	4.9
Faried	6-0	56	9-13	.692	1-1	1.000	5-6	.833	3-18-21	3.5	2	0.3	6-0	2	0	0	24	4.0
Nene	7-0	53	10-10	1.000	0-0	---	7-9	.778	9-5-14	2.0	3	0.4	7-0	3	3	2	27	3.9
Shumpert	8-0	109	10-26	.385	8-22	.364	1-4	.250	1-11-12	1.5	2	0.3	10-0	1	3	0	29	3.6
Green	11-0	97	12-40	.300	10-29	.345	5-5	1.000	0-12-12	1.1	1	0.1	12-0	3	3	3	39	3.5
Hartenstein	2-0	2	2-2	1.000	0-0	---	0-0	---	1-0-1	0.5	0	0.0	1-0	0	0	0	4	2.0
Clark	2-0	4	0-0	---	0-0	---	0-0	---	0-1-1	0.5	0	0.0	0-0	0	0	0	0	0.0
TEAM	11	2665	409-922	.444	172-470	.366	204-267	.764	106-366-472	42.9	201	18.3	238-1	94	174	56	1194	108.5
OPPONENTS	11	2665	418-953	.439	116-378	.307	207-272	.761	122-352-474	43.1	267	24.3	237-1	90	159	51	1159	105.4

# Year-by-Year Playoff Statistics

## 310 Games — Overall Record: 153-157

### Rockets

Year	G	FGM-A	Pct.	3FGM-A	Pct.	FTM-A	Pct.	Rebounds			AST	Avg.	PF-D	ST	TO	BL	TP	Avg.	
								Off	Def	Total									
1969	6	247-531	.463	—	—	145-212	.684	—	—	296	49.3	113	18.8	154-1	—	—	—	637	106.2
1975	8	346-714	.484	—	—	176-220	.800	105	227	332	41.5	211	26.4	295-3	65	146	29	868	108.5
1977	12	549-1111	.495	—	—	209-283	.739	200	356	556	46.3	280	23.3	305-6	94	224	41	1307	108.9
1979	2	72-187	.385	—	—	53-66	.803	51	50	101	50.5	36	18.0	52-1	17	37	20	197	98.5
1980	7	288-608	.474	7-33	.212	132-164	.805	102	197	299	42.7	176	25.1	172-2	44	121	33	715	102.1
1981	21	819-1796	.456	8-32	.250	413-550	.751	309	547	856	40.8	474	22.6	466-4	174	296	113	2059	98.0
1982	3	107-271	.395	0-9	.000	47-61	.770	56	81	137	45.7	58	19.3	66-0	16	28	17	261	87.0
1985	5	214-495	.432	3-22	.136	89-157	.567	110	174	284	56.8	105	21.0	147-3	44	80	34	520	104.0
1986	20	894-1845	.485	13-50	.260	425-594	.715	337	609	946	47.3	568	28.5	462-6	172	303	149	2226	111.3
1987	10	411-833	.493	8-43	.186	267-346	.772	141	294	435	43.5	252	25.2	258-6	62	181	72	1097	109.7
1988	4	156-345	.452	9-25	.360	97-118	.822	64	112	176	44.0	79	19.8	90-1	32	59	17	418	104.5
1989	4	160-339	.472	11-29	.379	95-130	.731	51	106	157	39.3	97	24.3	100-1	37	66	21	426	106.5
1990	4	153-338	.453	11-40	.275	74-111	.667	61	95	156	39.0	91	22.8	87-0	36	58	26	391	97.8
1991	3	115-249	.462	12-39	.308	38-49	.776	36	86	122	40.7	73	24.3	72-0	21	47	13	280	93.3
1993	12	449-941	.477	64-171	.374	211-273	.773	136	362	498	41.5	298	24.8	237-3	101	212	86	1173	97.8
1994	23	838-1816	.461	149-410	.363	409-533	.767	232	720	952	41.4	570	24.8	496-5	168	331	143	2234	97.1
1995	22	849-1757	.483	198-493	.391	467-619	.754	211	649	860	39.1	555	25.2	545-6	168	264	128	2354	107.0
1996	8	291-659	.442	61-183	.333	139-189	.735	73	235	308	38.5	193	24.1	169-2	80	110	40	782	97.8
1997	16	565-1233	.458	142-392	.362	349-455	.767	196	468	664	41.5	370	23.1	350-4	123	243	70	1621	101.3
1998	5	145-377	.385	24-93	.258	109-149	.732	56	156	212	42.4	81	16.2	119-2	36	65	25	423	84.6
1999	4	135-325	.415	31-85	.365	87-114	.763	53	130	183	45.8	82	20.5	104-1	30	53	18	388	97.0
2004	5	159-372	.427	23-76	.303	82-114	.719	48	174	222	44.4	86	17.2	114-4	26	84	18	423	84.6
2005	7	245-526	.466	50-124	.403	143-181	.790	75	189	264	37.7	126	18.0	173-3	51	100	41	683	97.6
2007	7	208-507	.410	50-156	.321	145-184	.788	69	222	291	41.6	127	18.1	135-1	49	104	29	611	87.3
2008	6	193-472	.409	35-120	.292	107-157	.682	78	174	252	42.0	93	15.5	127-2	41	65	33	528	88.0
2009	13	442-989	.447	86-262	.328	219-285	.768	126	401	527	40.5	221	17.0	261-0	80	185	41	1189	91.5
2013	6	206-486	.424	70-202	.347	118-166	.711	65	196	261	43.5	108	18.0	139-0	35	95	33	600	100.0
2014	6	245-550	.445	49-154	.318	133-179	.743	100	195	295	49.2	110	18.3	156-6	36	83	30	672	112.0
2015	17	635-1417	.448	161-468	.344	408-624	.654	185	592	777	45.7	372	21.9	398-1	142	263	93	1839	108.2
2016	5	165-428	.386	38-142	.268	88-137	.642	72	165	237	47.4	90	18.0	128-2	42	95	21	456	91.2
2017	11	410-935	.439	141-423	.333	224-284	.789	109	363	472	42.9	215	19.5	230-2	85	154	51	1185	107.7
2018	17	632-1450	.436	228-676	.337	292-378	.772	149	582	731	43.0	320	18.8	325-1	138	205	93	1784	104.9
2019	11	409-922	.444	172-470	.366	204-267	.764	106	366	472	42.9	201	18.3	238-1	94	174	56	1194	108.5
Totals	310	11751-25824	.455	1845-5412	.341	6194-8349	.742	3762	9273	13331	43.0	6831	22.0	7479-79	2339	4531	1634	31541	101.7

### Opponents

Year	G	FGM-A	Pct.	3FGM-A	Pct.	FTM-A	Pct.	Rebounds			AST	Avg.	PF-D	ST	TO	BL	TP	Avg.	
								Off	Def	Total									
1969	6	254-585	.434	—	—	144-223	.646	—	—	323	53.8	112	17.7	162-1	—	—	—	652	108.7
1975	8	346-713	.485	—	—	171-208	.822	111	237	348	43.5	208	26.0	193-4	62	147	24	863	107.9
1977	12	536-1086	.494	—	—	233-338	.699	161	334	495	41.3	279	23.3	281-4	82	207	59	1305	108.8
1979	2	83-182	.456	—	—	43-59	.729	40	67	107	53.5	55	27.5	58-2	14	32	15	209	104.5
1980	7	305-613	.498	8-33	.242	145-178	.815	94	190	284	40.6	183	26.1	169-0	60	96	28	763	109.0
1981	21	835-1743	.479	9-54	.167	389-534	.728	293	616	909	43.3	508	24.2	499-9	148	341	117	2068	98.5
1982	3	113-263	.430	1-4	.250	49-68	.721	55	96	151	50.3	80	26.7	66-1	17	32	5	276	92.0
1985	5	180-418	.431	8-28	.286	153-188	.814	66	169	235	47.0	116	23.2	126-0	36	96	43	521	104.2
1986	20	842-1808	.466	38-124	.306	427-545	.783	301	571	872	43.6	534	26.7	480-3	175	329	101	2149	107.4
1987	10	414-915	.452	20-65	.308	233-307	.759	161	274	435	43.5	252	25.2	278-5	99	141	44	1081	108.1
1988	4	168-337	.499	6-23	.261	86-112	.768	56	115	171	42.8	99	24.8	92-1	36	62	24	428	107.0
1989	4	163-345	.472	9-38	.237	90-119	.756	62	116	178	44.5	98	24.5	105-1	35	66	35	425	106.3
1990	4	165-303	.545	12-37	.324	80-105	.762	38	115	153	38.3	105	26.3	80-0	33	66	27	422	105.5
1991	3	111-230	.483	12-35	.343	63-80	.788	28	82	110	36.7	72	24.0	55-0	22	42	19	297	99.0
1993	12	460-1047	.439	41-108	.380	194-278	.698	193	318	511	42.6	277	23.1	248-4	128	160	49	1155	96.3
1994	23	815-1932	.422	111-334	.332	421-566	.744	335	678	1013	44.0	510	22.2	488-3	176	281	112	2162	94.0
1995	22	836-1789	.467	136-388	.351	485-653	.743	277	686	963	43.8	506	23.0	524-4	153	302	87	2293	104.2
1996	8	302-649	.465	73-181	.403	146-194	.742	87	274	361	45.1	195	24.4	166-2	64	127	39	821	102.6
1997	16	584-1304	.448	92-256	.359	332-409	.812	212	433	645	40.3	358	22.4	378-6	141	198	67	1592	99.5
1998	5	168-368	.457	17-45	.378	104-150	.693	48	171	219	43.8	106	21.2	119-0	39	68	29	457	91.4
1999	4	151-322	.469	25-66	.379	70-110	.636	44	119	163	40.8	93	23.3	87-1	20	52	34	397	90.0
2004	5	169-394	.429	23-67	.343	89-140	.636	50	152	202	40.4	122	24.4	108-0	50	52	20	450	93.3
2005	7	240-535	.449	53-122	.434	169-211	.801	94	195	289	41.3	120	17.1	160-5	49	93	34	702	100.3
2007	7	249-561	.444	26-87	.299	109-146	.747	74	215	289	41.3	160	22.9	160-3	49	84	34	633	90.4
2008	6	203-454	.447	32-89	.360	105-152	.691	77	184	261	43.5	111	18.5	131-0	33	74	37	543	90.5
2009	13	459-1020	.450	76-209	.354	214-288	.743	143	383	526	40.5	207	15.9	278-3	101	151	92	1208	92.9
2013	6	223-496	.450	61-170	.359	128-151	.848	58	197	255	42.5	121	20.2	148-0	47	77	44	635	105.8
2014	6	239-527	.454	56-154	.364	136-169	.805	73	183	256	42.7	111	18.5	149-4	44	71	55	670	111.7
2015	17	699-1520	.460	164-487	.337	319-453	.704	204	592	796	46.8	409	24.1	463-5	147	245	92	1881	110.6
2016	5	204-422	.483	58-144	.403	84-126	.667	49	169	218	43.6	144	28.8	111-1	46	71	27	550	110.0
2017	11	448-984	.455	92-291	.316	184-263	.700	143	372	515	46.8	247	22.5	214-1	87	138	77	1172	106.5
2018	17	654-1405	.465	181-474	.382	264-352	.750	145	596	741	43.6	363	21.4	332-1	115	238	74	1753	103.1

# Rockets All-Time Playoff Leaders

## Scoring Average (min. 20 games)

Player	G	Points	Avg.
1. James Harden	73	2,061	28.2
2. Tracy McGrady	20	554	27.7
3. Hakeem Olajuwon	140	3,727	26.6
4. Moses Malone	45	1,089	24.2
5. Yao Ming	28	555	19.8
6. Ralph Sampson	35	691	19.7
7. Chris Paul	26	504	19.4
8. Clyde Drexler	51	948	18.6
9. Calvin Murphy	51	945	18.5
10. Dwight Howard	28	500	17.9

## FT Percentage (min. 20 made)

Player	FTM	FTA	Pct.
1. Mike James	23	24	.958
2. Eddie Johnson	30	32	.938
3. Calvin Murphy	165	177	.932
4. Lou Williams	26	29	.897
5. Shane Battier	37	42	.881
6. James Harden	600	685	.876
7. Allen Leavell	113	131	.863
8. Mike Dunleavy	43	50	.860
9. Kenny Smith	127	150	.847
10. Trevor Ariza	77	91	.846

## FG Percentage (min. 50 made)

Player	FGM	FGA	Pct.
1. Nenê	58	81	.716
2. Clint Capela	211	348	.606
3. Otis Thorpe	257	429	.599
4. Dwight Howard	189	336	.563
5. Rodney McCray	196	368	.533
6. Hakeem Olajuwon	1,492	2,825	.528
7. Carl Landry	50	96	.521
8. Yao Ming	195	376	.519
9. Ralph Sampson	274	547	.501
10. Mike Newlin	135	270	.500

## 3-Point Percentage (min. 20 made)

Player	3PM	3PA	Pct.
1. P.J. Tucker	61	132	.462
2. Matt Bullard	23	51	.451
3. Kenny Smith	117	261	.448
4. Shane Battier	48	122	.393
5. Josh Smith	31	79	.392
6. Mario Elie	74	190	.389
7. Robert Horry	108	282	.383
8. Chandler Parsons	29	76	.382
9. Matt Maloney	48	128	.375
10. Sam Cassell	49	134	.366

## Games

1. Hakeem Olajuwon	140
2. Mario Elie	74
3. James Harden	73
4. Robert Reid	72
5. Kenny Smith	68
6. Robert Horry	65
7. Allen Leavell	63
8. Clint Capela	61
9. Sam Cassell	52
10. Clyde Drexler	51
Calvin Murphy	51

## Rebounds

1. Hakeem Olajuwon	1,602
2. Moses Malone	697
3. Clint Capela	468
4. James Harden	416
5. Robert Horry	415
6. Otis Thorpe	409
7. Dwight Howard	390
8. Ralph Sampson	386
9. Robert Reid	383
10. Clyde Drexler	332

## Blocks

1. Hakeem Olajuwon	468
2. Clint Capela	87
3. Moses Malone	81
4. Robert Horry	75
5. Dwight Howard	63
6. Ralph Sampson	55
7. Yao Ming	42
8. Robert Reid	41
9. Clint Capela	39
10. Rodney McCray	32
Billy Paultz	32

## Minutes

1. Hakeem Olajuwon	5,663
2. James Harden	2,787
3. Robert Reid	2,699
4. Robert Horry	2,301
6. Kenny Smith	2,043
6. Mario Elie	1,981
7. Moses Malone	1,962
8. Clyde Drexler	1,946
9. Trevor Ariza	1,831
10. Otis Thorpe	1,705

## Steals

1. Hakeem Olajuwon	238
2. James Harden	147
3. Robert Horry	106
4. Robert Reid	105
5. Clyde Drexler	88
6. Calvin Murphy	79
7. Trevor Ariza	76
8. Allen Leavell	57
9. Kenny Smith	54
Chris Paul	54

## FG Made

1. Hakeem Olajuwon	1,492
2. James Harden	622
3. Robert Reid	427
4. Moses Malone	409
5. Calvin Murphy	388
6. Clyde Drexler	330
7. Robert Horry	275
8. Ralph Sampson	274
9. Kenny Smith	268
10. Otis Thorpe	257

## Points

1. Hakeem Olajuwon	3,727
2. James Harden	2,061
3. Moses Malone	1,089
4. Robert Reid	1,019
5. Clyde Drexler	948
6. Calvin Murphy	945
7. Robert Horry	785
8. Kenny Smith	780
9. Ralph Sampson	691
10. Mario Elie	630

## Assists

1. James Harden	510
2. Hakeem Olajuwon	456
3. Robert Reid	333
4. Kenny Smith	305
5. Clyde Drexler	251
6. Robert Horry	220
7. Sam Cassell	216
8. Calvin Murphy	213
9. Allen Leavell	203
10. Rodney McCray	201

## FG Attempted

1. Hakeem Olajuwon	2,825
2. James Harden	1,509
3. Robert Reid	974
4. Moses Malone	840
5. Calvin Murphy	817
6. Clyde Drexler	749
7. Robert Horry	627
8. Kenny Smith	586
9. Vernon Maxwell	575
10. Ralph Sampson	547

# Rockets All-Time Playoff Leaders

## 3-Pointers Made

1. James Harden	217
2. Kenny Smith	117
3. Robert Horry	108
4. Eric Gordon	108
5. Trevor Ariza	89
6. Clyde Drexler	82
7. Mario Elie	74
8. Vernon Maxwell	73
9. P.J. Tucker	61
10. Chris Paul	54

## Free Throws Made

1. Hakeem Olajuwon	739
2. James Harden	600
3. Moses Malone	271
4. Clyde Drexler	206
5. Calvin Murphy	165
Yao Ming	165
7. Sam Cassell	158
8. Robert Reid	157
9. Mario Elie	144
10. Ralph Sampson	140

## 3-Pointers Attempted

1. James Harden	637
2. Eric Gordon	295
3. Robert Horry	282
4. Trevor Ariza	276
5. Clyde Drexler	261
Kenny Smith	261
7. Vernon Maxwell	239
8. Mario Elie	190
9. Chris Paul	162
10. Sam Cassell	134

## Free Throws Attempted

1. Hakeem Olajuwon	1,028
2. James Harden	685
3. Moses Malone	375
4. Clyde Drexler	265
5. Dwight Howard	229
6. Robert Reid	217
7. Ralph Sampson	198
Yao Ming	198
9. Sam Cassell	188
10. Charles Barkley	185

## Best Playoff Series

### Scoring

Player	Series	G	Points	Avg.
Hakeem Olajuwon	Dallas, 1988	4	150	37.5
Hakeem Olajuwon	San Antonio, 1995	6	212	35.3
Hakeem Olajuwon	Utah, 1995	5	175	35.0
James Harden	Golden State, 2019	6	209	34.8
Hakeem Olajuwon	Portland, 1994	4	136	34.0
James Harden	Oklahoma City, 2017	5	166	33.2
Hakeem Olajuwon	Orlando, 1995	4	131	32.8
Moses Malone	L.A. Lakers, 1981	3	94	31.6
Hakeem Olajuwon	L.A. Lakers, 1986	5	155	31.0
Hakeem Olajuwon	Seattle, 1987	6	183	30.5

### Field Goal Percentage (min. 10 made)

Player	Series	G	FGM-A	Pct.
Nenê	Oklahoma City, 2017	5	28-33	.848
Kenneth Faried	Utah, 2019	5	9-12	.750
Clint Capela	Golden State, 2018	7	31-43	.721
Chuck Hayes	Utah, 2007	7	12-17	.706
Clint Capela	Minnesota, 2018	5	35-52	.673

### Free Throw Percentage (min 15 made)

Player	Series	G	FTM-A	Pct.
Calvin Murphy	San Antonio, 1981	7	23-23	1.000
Kenny Smith	Utah, 1995	5	18-18	1.000
James Harden	Dallas, 2015	5	50-52	.962
Mike James	Dallas, 2005	7	23-24	.958
Calvin Murphy	L.A. Lakers, 1981	3	19-20	.950

### Rebounds

Player	Series	G	Reb.	Avg.
Moses Malone	Atlanta, 1979	2	41	20.5
Moses Malone	San Antonio, 1980	3	53	17.7
Moses Malone	Philadelphia, 1977	6	103	17.2
Hakeem Olajuwon	Dallas, 1988	4	67	16.8
Moses Malone	Washington, 1977	6	100	16.7

### Assists

Player	Series	G	Ast.	Avg.
Sleepy Floyd	L.A. Lakers, 1990	4	41	10.3
Allen Leavell	Portland, 1987	4	39	9.8
James Harden	San Antonio, 2017	6	58	9.7
Tom Henderson	San Antonio, 1980	3	28	9.3
Robert Reid	Boston, 1986	6	52	8.7

# Playoff 40-Point Club

## Rockets

Player	Date	Opponent	TP
Hakeem Olajuwon	May 14, 1987	at Seattle (2OT)	49
Hakeem Olajuwon	May 1, 1994	vs. Portland	46
James Harden	May 25, 2015	vs. Golden State	45
Hakeem Olajuwon	April 27, 1995	at Utah	45
James Harden	April 15, 2018	vs. Minnesota	44
James Harden	April 21, 2017	at Oklahoma City	44
James Harden	May 5, 2017	vs. San Antonio	43
Hakeem Olajuwon	May 26, 1995	vs. San Antonio	43
James Harden	April 24, 2015	at Dallas	42
Calvin Murphy	April 17, 1981	at San Antonio	42
Moses Malone	April 26, 1981	vs. Kansas City	42
Sleepy Floyd	April 30, 1988	at Dallas	42
Hakeem Olajuwon	May 30, 1995	at San Antonio	42
James Harden	May 4, 2019	vs. Golden State	41
James Harden	April 29, 2018	vs. Utah	41
James Harden	May 14, 2018	vs. Golden State	41
Chris Paul	May 8, 2018	vs. Utah	41
Moses Malone	April 10, 1981	vs. San Antonio	41
Hakeem Olajuwon	April 30, 1988	at Dallas	41
Hakeem Olajuwon	May 25, 1994	vs. Utah	41
Clyde Drexler	May 5, 1995	vs. Utah	41

Hakeem Olajuwon	May 24, 1995	at San Antonio	41
Calvin Murphy	April 29, 1977	vs. Washington	40
Hakeem Olajuwon	May 16, 1986	vs. L.A. Lakers	40
Hakeem Olajuwon	May 5, 1988	vs. Dallas	40
Hakeem Olajuwon	May 5, 1995	vs. Utah	40
Tracy McGrady	May 2, 2008	at Utah	40

## Opponents

Player	Date	Opponent	TP
Russell Westbrook	April 19, 2017	vs. Oklahoma City	51
Russell Westbrook	April 25, 2017	vs. Oklahoma City	47
Kevin Durant	May 4, 2019	vs. Golden State	46
Kevin Johnson	May 20, 1995	at Phoenix	46
LaMarcus Aldridge	April 20, 2014	vs. Portland (OT)	46
George Gervin	April 4, 1980	at San Antonio	44
LaMarcus Aldridge	April 23, 2014	vs. Portland	43
Kevin Johnson	May 14, 1995	vs. Phoenix	43
Alex English	May 8, 1986	at Denver (2OT)	42
Brandon Roy	April 21, 2009	at Portland	42
Carlos Boozer	April 23, 2007	vs. Utah	41
Kevin Durant	April 27, 2013	vs. Oklahoma City	41
Stephen Curry	May 25, 2015	vs. Golden State	40
Kobe Bryant	May 6, 2009	at L.A. Lakers	40

# Playoff Statistical Achievements

## 30 Points/20 Rebounds Club

Player	Opponent	Date	Pts.	Reb.
Elvin Hayes	vs. Atlanta	April 4, 1969	30	20
Moses Malone	vs. Washington	April 21, 1977	31	26
Moses Malone	vs. Philadelphia	May 11, 1977	30	25
Moses Malone	vs. San Antonio	April 6, 1980	37	20
Moses Malone	at L.A. Lakers	April 1, 1981	38	23
Moses Malone	vs. Kansas City	April 26, 1981	42	23
Hakeem Olajuwon	at Seattle (2OT)	May 14, 1987	49	25
Hakeem Olajuwon	at Dallas	April 30, 1988	41	26
Hakeem Olajuwon	vs. L.A. Clippers	May 8, 1993	31	21
Charles Barkley	vs. L.A. Lakers	May 13, 1999	30	23

## 30-30 Club

(Two Rockets scoring 30 points or more in the same game)

Player	Pts.	Player	Pts.	Opponent	Date
Calvin Murphy	35	Mike Newlin	31	vs. Boston	April 22, 1975
Moses Malone	37	Calvin Murphy	33	vs. San Antonio	April 6, 1980
Calvin Murphy	36	Moses Malone	34	at San Antonio	April 14, 1981
Hakeem Olajuwon	36	Ralph Sampson	33	vs. Denver	May 6, 1986
Sleepy Floyd	42	Hakeem Olajuwon	41	at Dallas	April 30, 1988
Kenny Smith	32	Clyde Drexler	30	at Utah	April 29, 1995
Clyde Drexler	41	Hakeem Olajuwon	40	vs. Utah	May 5, 1995
Hakeem Olajuwon	33	Clyde Drexler	31	at Utah	May 7, 1995
Hakeem Olajuwon	42	Sam Cassell	30	at San Antonio	May 30, 1995
Hakeem Olajuwon	34	Sam Cassell	31	at Orlando	June 9, 1995
Scottie Pippen	37	Charles Barkley	30	vs. L.A. Lakers	May 13, 1999

## Triple-Double Club

**Rockets:** Ralph Sampson vs. Denver (May 6, 1986) 33 pts., 17 rebs., 10 asts.  
 Rodney McCray vs. Seattle (May 12, 1987) 24 pts., 10 rebs., 11 asts.  
 Hakeem Olajuwon vs. L.A. Lakers (April 29, 1990) 11 pts., 11 rebs., 10 blks.  
 Steve Francis vs. L.A. Lakers (April 19, 2004) 18 pts., 10 rebs., 12 asts.  
 James Harden vs. L.A. Clippers (May 12, 2015) 26 pts., 11 rebs., 10 asts.  
 James Harden at San Antonio (May 9, 2017) 33 pts., 10 rebs., 10 asts.  
 James Harden vs. Utah (April 17, 2019), 32 pts., 13 rebs., 10 asts.

**Opponents:** Larry Bird (Boston) June 1, 1986; 25 pts., 15 rebs., 11 asts.  
 Larry Bird (Boston) June 8, 1986; 29 pts., 11 rebs., 12 asts.  
 Earvin Johnson (L.A. Lakers) May 18, 1986; 20 pts., 12 rebs., 11 asts.  
 Blake Griffin (L.A. Clippers) May 4, 2015; 26 pts., 14 rebs., 13 asts.  
 Russell Westbrook (Oklahoma City) April 19, 2017; 51 pts., 10 rebs., 13 asts.  
 Russell Westbrook (Oklahoma City), April 21, 2017; 32 pts., 12 rebs., 11 asts.  
 Russell Westbrook (Oklahoma City), April 23, 2017; 35 pts., 14 rebs., 14 asts.  
 Draymond Green (Golden State), May 4, 2019; 19 pts., 11 rebs., 10 asts.

# Rockets Playoff Team Records

## Most Points Scored

<b>Game:</b>	141	at San Antonio	4/6/80
<b>Half:</b>	83	vs. San Antonio, 2nd	4/6/80
<b>Quarter:</b>	45	vs. San Antonio, 3rd	4/6/80
	45	vs. Golden State; 1st	5/25/15

## Fewest Points Scored

<b>Game:</b>	67	at Utah	4/26/07
<b>Half:</b>	25	at Utah, 2nd	4/26/07
		at Golden State, 2nd	5/26/18
<b>Quarter:</b>	8	vs. Phoenix, 4th	5/11/94

## Largest Victory Margin

<b>Game:</b>	33	vs. Phoenix	5/13/95
	(118-85)		

## Most Field Goals Made

<b>Game:</b>	58	vs. Washington	4/21/77
	58	vs. San Antonio	4/6/80

## Fewest Field Goals Made

<b>Game:</b>	21	at Utah	4/26/07
--------------	----	---------	---------

## Most Field Goals Attempted

<b>Game:</b>	114	vs. Washington	4/21/77
--------------	-----	----------------	---------

## Fewest Field Goals Attempted

<b>Game:</b>	64	at Utah	4/26/07
--------------	----	---------	---------

## Highest Field Goal Percentage

<b>Game:</b>	.627	vs. L.A. Clippers	4/29/93
	(47-75)		

## Lowest Field Goal Percentage

<b>Game:</b>	.286	vs. San Antonio	5/11/17
	(22-77)		

## Most 3-Point Field Goals Made

<b>Game:</b>	22	at San Antonio	5/1/17
--------------	----	----------------	--------

## Most 3-Point Field Goals Attempted

<b>Game:</b>	52	vs. Minnesota	4/18/18
--------------	----	---------------	---------

## Highest 3-Point Field Goal Percentage

<b>Game:</b>	.679	at Utah	4/29/95
	(19-28)		

## Most Free Throws Made

<b>Game:</b>	42	vs. L.A. Clippers	5/6/15
--------------	----	-------------------	--------

## Fewest Free Throws Made

<b>Game:</b>	3	vs. Washington	4/19/77
--------------	---	----------------	---------

## Most Free Throws Attempted

<b>Game:</b>	64	vs. L.A. Clippers	5/6/15
--------------	----	-------------------	--------

## Fewest Free Throws Attempted

<b>Game:</b>	6	vs. Washington	4/19/77
--------------	---	----------------	---------

## Highest Free Throw Percentage

<b>Game:</b>	.955	vs. L.A. Lakers	4/5/81
	(21-22)		

## Lowest Free Throw Percentage

<b>Game:</b>	.462	at Seattle	5/4/96
	(6-13)		

## Most Rebounds

<b>Game:</b>	66	vs. Denver	5/6/86
--------------	----	------------	--------



## Most Offensive Rebounds

<b>Game:</b>	28	vs. Philadelphia	4/11/77
	28	vs. Boston	5/10/81

## Most Defensive Rebounds

<b>Game:</b>	45	at L.A. Clippers	5/14/15
--------------	----	------------------	---------

## Most Assists

<b>Game:</b>	39	at L.A. Lakers	5/13/86
--------------	----	----------------	---------

## Fewest Assists

<b>Game:</b>	10	vs. Boston	5/9/81
	10	at Utah	5/2/08
	10	at San Antonio	5/1/17

## Most Steals

<b>Game:</b>	17	at Kansas City	4/21/81
--------------	----	----------------	---------

## Most Blocked Shots

<b>Game:</b>	14	vs. L.A. Clippers	4/29/93
--------------	----	-------------------	---------

## Most Turnovers

<b>Game:</b>	25	at Portland	4/26/87
	25	vs. L.A. Clippers	5/8/93

## Fewest Turnovers

<b>Game:</b>	5	vs. L.A. Lakers	4/30/96
		vs. Minnesota	4/25/18



# Opponents Playoff Team Records

## Most Points Scored

<b>Game:</b>	138	vs. Boston	4/14/80
<b>Half:</b>	75	at Phoenix, 1st	5/9/95
<b>Quarter:</b>	43	at Dallas, 4th	4/28/88
	43	at Phoenix, 2nd	5/9/95
	43	at L.A. Clippers, 3rd	5/10/15

## Fewest Points Scored

<b>Game:</b>	69	vs. Utah	4/29/08
<b>Half:</b>	31	at Utah, 1st	5/29/94
<b>Quarter:</b>	9	at L.A. Lakers, 3rd	4/17/04

## Largest Victory Margin

<b>Game:</b>	40	at Dallas	5/7/05
	(116-76)		
	40	at L.A. Lakers	5/12/09
	(118-78)		

## Most Field Goals Made

<b>Game:</b>	54	at Boston	4/24/75
	54	at Philadelphia	5/5/77

## Fewest Field Goals Made

<b>Game:</b>	24	at Dallas	4/23/05
--------------	----	-----------	---------

## Most Field Goals Attempted

<b>Game:</b>	109	at Denver	5/8/86
--------------	-----	-----------	--------

## Fewest Field Goals Attempted

<b>Game:</b>	64	at Kansas City	4/21/81
--------------	----	----------------	---------

## Highest Field Goal Percentage

<b>Game:</b>	.633	vs. Boston	5/14/81
	(50-79)		

## Lowest Field Goal Percentage

<b>Game:</b>	.329	at L.A. Lakers	4/17/04
	(25-76)		

## Most 3-Point Field Goals Made

<b>Game:</b>	21	vs. Golden State	4/18/16
--------------	----	------------------	---------

## Most 3-Point Field Goals Attempted

<b>Game:</b>	46	vs. Golden State	5/25/15
--------------	----	------------------	---------

## Most Free Throws Made

<b>Game:</b>	39	at Utah	4/24/85
--------------	----	---------	---------

## Fewest Free Throws Made

<b>Game:</b>	5	vs. L.A. Clippers	5/8/93
--------------	---	-------------------	--------

## Most Free Throws Attempted

<b>Game:</b>	63	at L.A. Clippers	5/10/15
--------------	----	------------------	---------

## Fewest Free Throws Attempted

<b>Game:</b>	8	vs. L.A. Clippers	5/8/93
--------------	---	-------------------	--------

## Highest Free Throw Percentage

<b>Game:</b>	1.000	vs. Portland	4/26/09
	(17-17)		
	1.000	vs. Oklahoma City	5/3/13
	(16-16)		

## Lowest Free Throw Percentage

<b>Game:</b>	.464	vs. Atlanta	4/1/69
	(13-28)		



## Most Rebounds

<b>Game:</b>	66	at Phoenix	5/16/95
--------------	----	------------	---------

## Most Offensive Rebounds

<b>Game:</b>	27	vs. Utah	4/28/85
	27	vs. Sacramento	4/17/86

## Most Defensive Rebounds

<b>Game:</b>	46	vs. San Antonio	5/11/17
--------------	----	-----------------	---------

## Most Assists

<b>Game:</b>	39	vs. L.A. Lakers	5/16/86
--------------	----	-----------------	---------

## Most Steals

<b>Game:</b>	16	at Portland	4/26/87
		vs. Utah	4/17/19

## Most Blocked Shots

<b>Game:</b>	14	at San Antonio	4/8/81
	14	vs. Portland	4/30/14

## Most Turnovers

<b>Game:</b>	26	at New York	4/10/75
	26	at Kansas City	4/21/81

## Fewest Turnovers

<b>Game:</b>	5	vs. Minnesota	4/24/97
	5	vs. L.A. Lakers	4/23/04
	5	at Utah	5/2/08

# Rockets Playoff Individual Records

## Points

<b>Game:</b>	49	Hakeem Olajuwon	at Seattle (2OT)	5/14/87
<b>Half:</b>	31	Vernon Maxwell	at Phoenix, 2nd	5/13/94
<b>Quarter:</b>	22	James Harden	at Minnesota, 2nd	4/23/18

**Note:** Twice in Houston Rockets history, two players have scored 40 or more points in the same playoff game ... Eric Floyd (42) and Hakeem Olajuwon (41) accomplished this feat at Dallas (4/30/88) ... Clyde Drexler (41) and Olajuwon (40) also did this vs. Utah (5/5/95) ... these were the second and third times in NBA Playoff history that two teammates scored 40 or more points in the same game ... Elgin Baylor (45) and Jerry West (41) did it with Los Angeles at Detroit (3/19/62) in Game Four of the Western Semifinals (Pistons won, 118-117).

## Most Field Goals Made

<b>Game:</b>	20	Hakeem Olajuwon	at Utah	4/27/95
--------------	----	-----------------	---------	---------

## Most Field Goals Attempted

<b>Game:</b>	35	James Harden	at Portland	4/25/14
--------------	----	--------------	-------------	---------

## Highest Field Goal Percentage

<b>Game:</b>	1.000 (12-12)	Nenê	at Oklahoma City	4/23/17
	(9-9)	Yao Ming	at Portland	4/18/09

## Most 3-Point Field Goals Made

<b>Game:</b>	8	Matt Maloney	at Seattle	5/11/97
		Chris Paul	vs. Utah	5/8/18
<b>Consecutive:</b>	7	James Harden	at Oklahoma City	5/1/13

## Most 3-Point Field Goals Attempted

<b>Game:</b>	15	James Harden	at San Antonio	5/9/17
		James Harden	vs. Golden State	5/16/18

## Most Free Throws Made

<b>Game:</b>	18	4 times; last by James Harden	at Oklahoma City	4/21/17
--------------	----	-------------------------------	------------------	---------

## Most Free Throws Attempted

<b>Game:</b>	21	Dwight Howard	vs. L.A. Clippers	5/6/15
--------------	----	---------------	-------------------	--------

## Highest Free Throw Percentage

<b>Game:</b>	1.000 (18*)	James Harden	at Oklahoma City	4/21/17
		*Most attempts no misses		

## Most Rebounds

<b>Game:</b>	26	Moses Malone	vs. Washington	4/21/77
	26	Hakeem Olajuwon	at Dallas	4/30/88
	26	Dwight Howard	at Dallas	4/24/15

## Most Offensive Rebounds

<b>Game:</b>	15	Moses Malone	vs. Washington	4/21/77
--------------	----	--------------	----------------	---------

## Most Defensive Rebounds

<b>Game:</b>	19	Jim Jackson	vs. L.A. Lakers	4/25/04
	19	Hakeem Olajuwon	at Dallas	4/30/88

## Most Assists

<b>Game:</b>	18	Sleepy Floyd	vs. L.A. Lakers	5/1/90
--------------	----	--------------	-----------------	--------

## Most Steals

<b>Game:</b>	7	Robert Horry	at Orlando	6/9/95
	7	James Harden	vs. Golden State	4/24/16

## Most Blocked Shots

<b>Game:</b>	10	Hakeem Olajuwon	at L.A. Lakers	4/29/90
--------------	----	-----------------	----------------	---------

## Most Turnovers

<b>Game:</b>	12	James Harden	at Golden State	5/27/15
--------------	----	--------------	-----------------	---------

# Opponents Playoff Individual Records

## Points

Game:	51	Russell Westbrook	vs. Oklahoma City	4/19/17
Half:	32	Mark Aguirre	vs. Dallas, 2nd	5/5/88
Quarter:	27	Mark Aguirre	vs. Dallas, 3rd	5/5/88

## Most Field Goals Made

Game:	19	George Gervin	at San Antonio	4/4/80
-------	----	---------------	----------------	--------

## Most Field Goals Attempted

Game:	43	Russell Westbrook	vs. Oklahoma City	4/19/17
-------	----	-------------------	-------------------	---------

## Highest Field Goal Percentage

Game:	.900 (9-10)	Nate Archibald	vs. Boston	4/13/80
-------	----------------	----------------	------------	---------

## Most 3-Point Field Goals Made

Game:	9	Klay Thompson	at Golden State	5/26/18
-------	---	---------------	-----------------	---------

## Most 3-Point Field Goals Attempted

Game:	18	Russell Westbrook	vs. Oklahoma City	4/25/17
-------	----	-------------------	-------------------	---------

## Most Free Throws Made

Game:	21	Kevin Johnson	at Phoenix	5/20/95
-------	----	---------------	------------	---------

## Most Free Throws Attempted

Game:	34	DeAndre Jordan	at L.A. Clippers	5/10/15
-------	----	----------------	------------------	---------

## Highest Free Throw Percentage

Game:	1.000 (13-13)	George Gervin	vs. San Antonio	4/6/80
	1.000 (13-13)	Adrian Dantley	vs. Utah	4/28/85
	1.000 (13-13)	Brandon Roy	vs. Portland	4/26/09

## Most Rebounds

Game:	24	Dave Cowens	vs. Boston	4/22/75
-------	----	-------------	------------	---------

## Most Offensive Rebounds

Game:	12	Dennis Rodman	vs. San Antonio	5/28/95
	12	Dean Garrett	at Minnesota	4/29/97

## Most Defensive Rebounds

Game:	20	Dave Cowens	vs. Boston	4/22/75
-------	----	-------------	------------	---------

## Most Assists

Game:	21	Earvin Johnson	at L.A. Lakers	4/27/91
-------	----	----------------	----------------	---------

## Most Steals

Game:	6	5x: last Jamal Crawford	at L.A. Clippers	5/8/15
-------	---	-------------------------	------------------	--------

## Most Blocked Shots

Game:	10	Mark Eaton	at Utah	4/26/85
-------	----	------------	---------	---------

## Most Turnovers

Game:	9	Russell Westbrook	vs. Oklahoma City	4/16/17
-------	---	-------------------	-------------------	---------

## Team Playoff Series Records

<b>Field Goals Made</b>	<b>3-Game Series</b>	<b>4-Game Series</b>	<b>5-Game Series</b>	<b>6-Game Series</b>	<b>7-Game Series</b>
	139	173	218	292	300
	vs. San Antonio, 1980	vs. Portland, 1987	vs. Boston, 1975	vs. Denver, 1986	vs. San Antonio, 1981
<b>Field Goals Attempted</b>	285	345	495	592	595
	vs. L.A. Lakers, 1981	vs. Dallas, 1988	vs. Utah, 1985	vs. Denver, 1986	vs. Phoenix, 1994
<b>FT Made</b>	68	102	134	165	175
	vs. Minnesota, 1997	vs. Portland, 1987	vs. Oklahoma City, 2017	vs. Seattle, 1987	vs. L.A. Clippers 2015
<b>FT Attempted</b>	90	130	184	218	275
	vs. Minnesota, 1997	vs. Seattle, 1989	vs. Dallas 2015	vs. Seattle, 1987	vs. L.A. Clippers 2015
	vs. Sacramento, 1986				
<b>Highest FT Pct.</b>	.814	.882	.848	.785	.794
	vs. New York, 1975	vs. Boston, 1980	vs. Utah, 2018	vs. Utah, 1997	vs. Seattle, 1983
<b>Lowest FT Pct.</b>	.678	.667	.567	.665	.636
	vs. Sacramento, 1986	vs. L.A. Lakers, 1990	vs. Utah, 1985	vs. Denver, 1986	vs. L.A. Clippers 2015
<b>Most 3-Pt. FG Made</b>	35	43	77	95	87
	vs. Minnesota, 1997	vs. Seattle, 1996	vs. Utah, 2019	vs. Golden State, 2019	vs. Golden State, 2018
<b>Most 3-Pt. FG Attempted</b>	81	118	217	259	277
	vs. Minnesota, 1997	vs. Seattle, 1996	vs. Minnesota, 2018	vs. Golden State, 2019	vs. Golden State, 2018
<b>Highest 3-Pt. FG Pct.</b>	.432	.437	.475	.371	.403
	vs. Minnesota, 1997	vs. Portland, 1994	vs. Utah, 1995	vs. Portland, 2009	vs. Dallas, 2005
<b>Rebounds</b>	148	183	284	367	337
	vs. L.A. Lakers, 1981	vs. L.A. Lakers, 1999	vs. Utah, 1985	vs. Portland, 2014	vs. L.A. Clippers 2015
<b>Assists</b>	87	118	147	180	209
	vs. Minnesota, 1997	vs. Portland, 1987	vs. L.A. Lakers, 1986	vs. Denver, 1986	vs. Phoenix, 1994
<b>Steals</b>	33	43	52	54	63
	vs. Sacramento, 1986	vs. L.A. Lakers, 1996	vs. Kansas City, 1981	vs. Boston, 1986	vs. Seattle, 1997
<b>Blocks</b>	23	31	44	50	49
	vs. Sacramento, 1986	vs. Portland, 1987	vs. L.A. Clippers, 1993	vs. Denver, 1986	vs. Phoenix, 1994
<b>Most Points — Team</b>	337	456	571	728	768
	vs. San Antonio, 1980	vs. Orlando, 1995	vs. Dallas, 2015	vs. Denver, 1986	vs. San Antonio, 1981
<b>Fewest Points — Team</b>	261	378	423	520	603
	vs. Seattle, 1982	vs. Boston, 1980	vs. L.A. Lakers, 2004	vs. Boston, 1981	vs. New York, 1994
			vs. Utah, 1998		

# Opponents



**NATIONAL BASKETBALL ASSOCIATION  
NBA ENTERTAINMENT  
WOMEN'S NATIONAL BASKETBALL ASSOCIATION  
NBA G LEAGUE  
NBA 2K LEAGUE**

## **NEW YORK**

Olympic Tower 645 Fifth Avenue  
New York, NY 10022  
Telephone: (212) 407-8000  
Fax: (212) 832-3861

## **NEW JERSEY**

100 Plaza Drive  
Secaucus, NJ 07094  
Telephone: (201) 865-1500  
Fax: (201) 974-5973

## **INTERNATIONAL NBA OFFICES**

### **AFRICA**

9th Floor GreenPark Corner  
3 Lower Road Morningside 2196  
Johannesburg, South Africa  
Telephone: +27-100-072-668

### **CHINA—BEIJING**

19th Floor, Office Tower 2, China Central Place  
No. 79 Jianguo Road, Chaoyang District  
Beijing, China 100025  
Telephone: +86-10-5200-8200  
Fax: +86-10-5200-8202

### **CHINA—SHANGHAI**

Unit 2703-2708, 27F, Tower 2 Plaza  
66 1266 Nanjing West Road,  
Jing An District  
Shanghai, China 200040  
Telephone: +86-21-6137-2200  
Fax: +86-21-6288-9920

### **HONG KONG**

Room 3101, Lee Gardens One  
33 Hysan Avenue  
Causeway Bay, Hong Kong  
Telephone: +852-2843-9600  
Fax: +852-2536-4808

### **PHILIPPINES**

Unit 1701, World Plaza Building  
5th Avenue corner 30th Street  
Bonifacio Global City  
Taguig, 1634 Philippines  
Jandric Lim, Communications  
Telephone: +632-866-8205

### **TAIWAN**

Suite 1303, No. 88, Section 2  
Chung Hsiao East Road  
Taipei, Taiwan ROC 100  
Telephone: +886-2-2397-8000  
Fax: +886-2-2358-1098

## **CANADA**

50 Bay Street, Suite 1402  
Toronto, Ontario Canada M5J 3A5  
Telephone: (416) 682-2000  
Fax: (416) 364-0205

## **LONDON**

Endeavour House,  
189 Shaftesbury Avenue  
London, United Kingdom WC2H 8JR  
Telephone: +44-20-7420-8900

## **SPAIN**

Leganitos Street 6th Floor  
28013 Madrid, Spain  
Ignasi Castello, Communications  
Telephone +34-912-153-573

## **INDIA**

Tower 1, 10th Floor  
Indiabulls Finance Center  
Senapati Bapat Marg  
Mumbai Maharashtra 400013  
Telephone: +91-22-6124-6100

## **BRAZIL**

Av Borges de Medeiros, 633  
Sala 301 – Leblon  
Rio de Janeiro, RJ, Brazil 22430-041  
Telephone: +55-21-3206-6400  
Fax: +55-21-2586-6001

## **MEXICO**

Av. Prolongacion Paseo de la Reforma  
No. 1236, Piso 6,  
Planta Baja Desarrollo Santa Fe  
Cuajimalpa De Morelos, Ciudad De Mexico 05348  
Telephone: +52-55-9171-7700



# Atlanta Hawks



## SEASON SERIES

	2018-19	All-Time	Playoffs
<b>Overall</b>	<b>2-0</b>	<b>78-76</b>	<b>0-0</b>
<b>Home</b>	<b>1-0</b>	<b>56-22</b>	<b>0-0</b>
<b>Away</b>	<b>1-0</b>	<b>22-54</b>	<b>0-0</b>
<b>Neutral</b>	<b>0-0</b>	<b>0-0</b>	<b>0-0</b>

### 2019-20 Season Series vs. Hawks

Saturday, Nov. 30 at Houston, 7 p.m.  
 Wednesday, Jan. 8 at Atlanta, 6:30 p.m.

### Series Information

**Current Streak:** Won 4  
**Current Home Streak:** Won 2  
**Current Road Streak:** Won 2  
**Longest Winning Streak:** 6 (Dec. 21, 1974-Dec. 19, 1975)  
**Longest Losing Streak:** 7 (Jan. 10, 2014-Feb. 2, 2017)  
**Biggest Winning Margin:** 31 (133-102; Dec. 23, 1970)  
**Biggest Losing Margin:** 42 (129-87; Nov. 30, 1967)  
**Most Points Scored:** 133 (Nov. 15, 1969)  
**Most Points Allowed:** 155 (Feb. 11, 1970)  
**Fewest Points Scored:** 74 (Feb. 21, 1997)  
**Fewest Points Allowed:** 68 (Dec. 29, 2006)

### Season-by-Season Results

1967-68: 1-7	1983-84: 1-1	1999-00: 1-1	2015-16: 0-2
1968-69: 4-3	1984-85: 2-0	2000-01: 2-0	2016-17: 0-2
1969-70: 2-4	1985-86: 1-1	2001-02: 1-1	2017-18: 2-0
1970-71: 3-2	1986-87: 1-1	2002-03: 1-1	2018-19: 2-0
1971-72: 4-1	1987-88: 1-1	2003-04: 2-0	
1972-73: 4-4	1988-89: 1-1	2004-05: 1-1	
1973-74: 2-5	1989-90: 0-2	2005-06: 1-1	
1974-75: 5-2	1990-91: 1-1	2006-07: 1-1	
1975-76: 5-2	1991-92: 0-2	2007-08: 2-0	
1976-77: 3-1	1992-93: 1-1	2008-09: 1-1	
1977-78: 1-3	1993-94: 1-1	2009-10: 0-2	
1978-79: 1-3	1994-95: 2-0	2010-11: 2-0	
1979-80: 4-2	1995-96: 1-1	2011-12: 1-0	
1980-81: 1-1	1996-97: 1-1	2012-13: 2-0	
1981-82: 0-2	1997-98: 1-1	2013-14: 1-1	
1982-83: 0-2	1998-99: 0-1	2014-15: 0-2	

### 2018-19 Rockets vs. Hawks Game-by-Game Results

DATE	GAME	FG-A	PCT	3FG-A	PCT	FT-A	PCT	OR-DR-REB	AST	PF	ST	TO	BS	PTS
2/25	@ HOUSTON	39-90	.433	15-51	.294	26-30	.867	12-25-37	24	18	11	14	4	119
18,055	Atlanta	39-80	.488	17-38	.447	16-23	.696	10-31-41	21	24	6	17	6	111
3/19	HOUSTON	40-78	.513	19-47	.404	22-30	.733	6-31-37	28	17	13	14	2	121
16,293	@ Atlanta	39-84	.464	15-40	.375	12-15	.800	8-37-45	30	23	6	19	1	105

### 2018-19 Rockets vs. Hawks

PLAYER	G-GS	MIN	FIELD GOALS			3-POINT FG		FT-FTA	PCT	REBOUNDS			AST	PF-DQ	STL	TO	BLK	PTS	AVG
			FG-FGA	PCT	FG-FGA	PCT	OFF			DEF	TOT								
Green	1-0	32	10-15	.667	5-10	.500	0-0	---	1	6	7	2	1-0	1	1	0	25	25.0	
Harden	2-2	69	15-39	.385	4-21	.190	25-28	.893	0	13	13	14	2-0	2	10	1	59	29.5	
House	1-0	33	6-12	.500	6-11	.545	1-2	.500	1	2	3	2	3-0	0	2	0	19	19.0	
Capela	2-2	61	17-21	.810	0-0	---	4-8	.500	4	15	19	1	4-0	1	1	1	38	19.0	
Paul	2-2	64	9-20	.450	5-14	.357	10-11	.909	0	7	7	19	6-0	4	2	0	33	16.5	
Gordon	2-1	64	9-20	.450	8-18	.444	2-2	1.000	0	3	3	4	7-0	3	2	0	28	14.0	
Faried	2-1	46	9-16	.563	1-2	.500	2-2	1.000	10	4	14	0	1-0	0	4	2	21	10.5	
Tucker	2-2	64	5-12	.417	4-10	.400	0-0	---	0	8	8	2	6-0	7	1	1	14	7.0	
Green	2-0	22	4-11	.364	3-10	.300	2-2	1.000	1	1	2	3	0-0	3	2	0	13	6.5	
Shumpert	1-0	13	2-5	.400	1-4	.250	0-0	---	0	1	1	2	1-0	0	0	0	5	5.0	
Rivers	2-0	41	2-10	.200	1-6	.167	2-5	.400	2	2	4	5	5-0	4	1	1	7	3.5	
Clark	1-0	2	1-2	.500	1-2	.500	0-0	---	0	0	0	0	0-0	0	1	0	3	3.0	
ROCKETS	2	480	79-168	.470	34-98	.347	48-60	.800	18	56	74	52	35-0	24	28	6	240	120.0	

### 2018-19 Hawks vs. Rockets

PLAYER	G-GS	MIN	FIELD GOALS			3-POINT FG		FT-FTA	PCT	REBOUNDS			AST	PF-DQ	STL	TO	BLK	PTS	AVG
			FG-FGA	PCT	FG-FGA	PCT	OFF			DEF	TOT								
Young	2-2	74	18-36	.500	10-17	.588	11-11	1.000	2	3	5	20	4-0	1	11	0	57	28.5	
Collins	2-2	64	16-24	.667	1-3	.333	7-11	.636	5	17	22	2	3-0	2	3	0	40	20.0	
Prince	1-1	27	6-10	.600	4-6	.667	0-0	---	0	2	2	2	4-0	0	2	0	16	16.0	
Carter	2-0	40	8-15	.533	7-12	.583	0-0	---	0	5	5	2	6-0	1	2	0	23	11.5	
Bembry	2-0	46	7-13	.538	2-5	.400	3-6	.500	1	14	15	5	8-0	0	4	2	19	9.5	
Dedmon	2-2	57	7-19	.368	2-7	.286	1-2	.500	4	10	14	3	7-0	2	4	2	17	8.5	
Bazemore	2-1	48	5-13	.385	2-7	.286	4-6	.667	1	6	7	4	5-0	2	9	1	16	8.0	
Huerter	2-2	50	4-13	.308	1-9	.111	2-2	1.000	0	5	5	5	2-0	3	1	1	11	5.5	
Spellman	1-0	20	2-7	.286	0-3	.000	0-0	---	3	3	6	2	0-0	1	0	0	4	4.0	
Adams	2-0	30	2-8	.250	2-6	.333	0-0	---	1	3	4	6	5-0	0	1	6	3.0		
Len	2-0	21	2-5	.400	1-3	.333	0-0	---	1	0	1	0	3-0	0	0	0	5	2.5	
Johnson	1-0	1	1-1	1.000	0-0	---	0-0	---	0	0	0	0	0-0	0	0	2	2.0		
J. Anderson	2-0	1	0-0	---	0-0	---	0-0	---	0	0	0	0	0-0	0	0	0	0	0.0	
Davis	1-0	1	0-0	---	0-0	---	0-0	---	0	0	0	0	0-0	0	0	0	0	0.0	
HAWS	2	480	78-164	.476	32-78	.410	28-38	.737	18	68	86	51	47-0	12	36	7	216	108.0	

# Boston Celtics



## SEASON SERIES

	2018-19	All-Time	Playoffs
<b>Overall</b>	<b>2-0</b>	<b>53-90</b>	<b>5-16</b>
<b>Home</b>	<b>1-0</b>	<b>32-38</b>	<b>4-6</b>
<b>Away</b>	<b>1-0</b>	<b>20-45</b>	<b>1-10</b>
<b>Neutral</b>	<b>0-0</b>	<b>1-7</b>	<b>0-0</b>

### 2019-20 Season Series vs. Celtics

Tuesday, Feb. 11 at Houston, 8:30 p.m.  
Saturday, Feb. 29 at Boston, 7:30 p.m.

#### Series Information

**Current Streak:** Won 3  
**Current Home Streak:** Won 3  
**Current Road Streak:** Won 1  
**Longest Winning Streak:** 5 (Feb. 20, 2001-Feb. 24, 2003)  
**Longest Losing Streak:** 10 (Nov. 21, 1967-Jan. 2, 1969)  
**Biggest Winning Margin:** 35 (119-84; Feb. 18, 1993)  
**Biggest Losing Margin:** 39 (142-103; Nov. 10, 1971)  
**Most Points Scored:** 137 (Feb. 14, 1989)  
**Most Points Allowed:** 147 (Feb. 25, 1970)  
**Fewest Points Scored:** 72 (Feb. 26, 2007)  
**Fewest Points Allowed:** 73 (Dec. 6, 2005)

### Season-by-Season Results

1967-68: 0-7	1983-84: 1-1	2000-01: 1-1	2016-17: 1-1
1968-69: 2-4	1984-85: 0-2	2001-02: 2-0	2017-18: 1-1
1969-70: 2-4	1985-86: 0-2	2002-03: 2-0	2018-19: 2-0
1970-71: 2-3	1986-87: 0-2	2003-04: 1-1	
1971-72: 0-5	1987-88: 1-1	2004-05: 1-1	
1972-73: 1-5	1988-89: 1-1	2005-06: 1-1	
1973-74: 2-4	1989-90: 0-2	2006-07: 1-1	
1974-75: 0-4	1990-91: 0-2	2007-08: 0-2	
1975-76: 1-4	1991-92: 1-1	2008-09: 1-1	
1976-77: 2-2	1992-93: 1-1	2009-10: 1-1	
1977-78: 2-2	1993-94: 1-1	2010-11: 2-0	
1978-79: 3-1	1994-95: 1-1	2011-12: 0-1	
1979-80: 0-6	1995-96: 1-1	2012-13: 1-1	
1980-81: 0-2	1996-97: 2-0	2013-14: 2-0	
1981-82: 1-1	1997-98: 1-1	2014-15: 2-0	
1982-83: 0-2	1999-00: 1-1	2015-16: 1-1	

### 2018-19 Rockets vs. Celtics Game-by-Game Results

DATE	GAME	FG-A	PCT	3FG-A	PCT	FT-A	PCT	OR-DR	REB	AST	PF	ST	TO	BS	PTS
12/27	@ HOUSTON	41-86	.477	18-45	.400	27-35	.771	16-38-54	17	22	4	13	4	127	
18.055	Boston	38-81	.469	12-31	.387	25-31	.806	6-31-37	28	22	9	11	3	113	
3/2	HOUSTON	38-80	.475	21-51	.412	18-29	.621	10-32-42	22	23	8	12	4	115	
18.624	@ Boston	37-77	.481	8-28	.286	22-29	.759	8-36-44	23	23	7	13	0	104	

### 2018-19 Rockets vs. Celtics

PLAYER	G-GS	MIN	FIELD GOALS		3-POINT FG		FT-FTA	PCT	REBOUNDS			AST	PF-DQ	STL	TO	BLK	PTS	AVG
			FG-FGA	PCT	FG-FGA	PCT			OFF	DEF	TOT							
Harden	2-2	77	25-57	.439	15-36	.417	22-26	.846	0	9	9	10	8-1	2	10	2	87	43.5
Gordon	2-2	70	18-34	.529	10-19	.526	6-11	.545	1	6	7	7	8-1	2	1	0	52	26.0
Capela	2-2	72	12-18	.667	0-0	---	8-12	.667	12	16	28	2	2-0	1	4	1	32	16.0
Paul	1-1	34	4-10	.400	3-8	.375	4-5	.800	1	5	6	12	4-0	3	5	1	15	15.0
Rivers	2-0	59	6-14	.429	3-11	.273	1-2	.500	1	6	7	3	6-0	1	2	1	16	8.0
House	1-1	28	3-5	.600	1-3	.333	0-0	---	2	6	8	2	3-0	1	1	1	7	7.0
Tucker	2-2	75	4-12	.333	4-9	.444	1-2	.500	5	10	15	2	4-0	2	1	1	13	6.5
Green	2-0	36	3-11	.273	3-9	.333	1-2	.500	1	7	8	1	3-0	0	1	0	10	5.0
Hilario	2-0	24	4-4	1.000	0-0	---	2-4	.500	3	5	8	0	5-0	0	0	1	10	5.0
Clark	1-0	5	0-1	.000	0-1	.000	0-0	---	0	1	1	0	2-0	0	0	0	0	0.0
ROCKETS	2	480	79-166	.476	39-96	.406	45-64	.703	26	71	97	39	45-2	12	25	8	242	121.0

### 2018-19 Celtics vs. Rockets

PLAYER	G-GS	MIN	FIELD GOALS		3-POINT FG		FT-FTA	PCT	REBOUNDS			AST	PF-DQ	STL	TO	BLK	PTS	AVG
			FG-FGA	PCT	FG-FGA	PCT			OFF	DEF	TOT							
Irving	2-2	71	14-24	.583	5-11	.455	14-15	.933	0	13	13	17	6-0	1	5	1	47	23.5
Horford	2-2	55	14-20	.700	2-3	.667	4-4	1.000	4	7	11	6	3-0	1	4	0	34	17.0
Brown	2-0	53	14-25	.560	1-8	.125	4-6	.667	2	9	11	0	7-0	1	1	0	33	16.5
Smart	2-2	67	8-18	.444	4-11	.364	9-11	.818	2	4	6	9	6-0	2	5	0	29	14.5
Morris	2-2	47	6-14	.429	3-7	.429	4-6	.667	0	9	9	2	3-0	2	4	1	19	9.5
Tatum	2-2	64	7-22	.318	1-5	.200	1-2	.500	0	8	8	4	7-0	2	1	0	16	8.0
Hayward	2-0	42	5-12	.417	2-5	.400	3-3	1.000	0	7	7	9	2-0	4	1	0	15	7.5
Rozier	2-0	33	4-13	.308	1-7	.143	0-3	.000	1	3	4	2	4-0	0	0	0	9	4.5
Baynes	1-0	12	1-4	.250	0-1	.000	2-2	1.000	1	3	4	1	1-0	0	1	0	4	4.0
Theis	2-0	27	1-4	.250	0-0	---	6-8	.750	4	3	7	1	5-0	2	2	1	8	4.0
Ojeleye	1-0	5	1-1	1.000	1-1	1.000	0-0	---	0	0	0	0	1-0	0	0	0	3	3.0
Yabusele	1-0	5	0-1	.000	0-0	---	0-0	---	0	1	1	0	0-0	1	0	0	0	0.0
CELTICS	2	480	75-158	.475	20-59	.339	47-60	.783	14	67	81	51	45-0	16	24	3	217	108.5

# Brooklyn Nets



## SEASON SERIES

	2018-19	All-Time	Playoffs
<b>Overall</b>	<b>1-1</b>	<b>63-31</b>	<b>0-0</b>
<b>Home</b>	<b>0-1</b>	<b>34-12</b>	<b>0-0</b>
<b>Away</b>	<b>1-0</b>	<b>29-19</b>	<b>0-0</b>
<b>Neutral</b>	<b>0-0</b>	<b>0-0</b>	<b>0-0</b>

### 2019-20 Season Series vs. Nets

Friday, Nov. 1 at Brooklyn, 6 p.m.  
Saturday, Dec. 28 at Houston, 7 p.m.

### Series Information

**Current Streak:** Lost 1  
**Current Home Streak:** Won 3  
**Current Road Streak:** Lost 1  
**Longest Winning Streak:** 14 (Dec. 27, 2006-Nov. 29, 2013)  
**Longest Losing Streak:** 4 (Mar. 2, 1983-Jan. 13, 1985)  
**Biggest Winning Margin:** 52 (139-87; Oct. 18, 1978)  
**Biggest Losing Margin:** 39 (124-85; Mar. 2, 1983)  
**Most Points Scored:** 142 (Jan. 16, 2019)  
**Most Points Allowed:** 145 (Jan. 16, 2019)  
**Fewest Points Scored:** 77 (2x: last Mar. 13, 2006)  
**Fewest Points Allowed:** 69 (Nov. 15, 2004)

### Season-by-Season Results

1976-77: 2-2    1992-93: 1-1    2008-09: 2-0  
1977-78: 2-2    1993-94: 2-0    2009-10: 2-0  
1978-79: 3-1    1994-95: 2-0    2010-11: 2-0  
1979-80: 3-3    1995-96: 2-0    2011-12: 1-0  
1980-81: 2-0    1996-97: 2-0    2012-13: 2-0  
1981-82: 1-1    1997-98: 1-1    2013-14: 1-1  
1982-83: 1-1    1998-99: 1-0    2014-15: 2-0  
1983-84: 0-2    1999-00: 1-1    2015-16: 0-2  
1984-85: 1-1    2000-01: 1-1    2016-17: 2-0  
1985-86: 1-1    2001-02: 0-2    2017-18: 2-0  
1986-87: 1-1    2002-03: 1-1    2018-19: 1-1  
1987-88: 1-1    2003-04: 1-1  
1988-89: 2-0    2004-05: 2-0  
1989-90: 1-1    2005-06: 1-1  
1990-91: 2-0    2006-07: 2-0  
1991-92: 1-1    2007-08: 2-0

### 2018-19 Rockets vs. Nets Game-by-Game Results

DATE	GAME	FG-A	PCT	3FG-A	PCT	FT-A	PCT	OR-DR-REB	AST	PF	ST	TO	BS	PTS
11/2	HOUSTON	41-83	.494	15-39	.385	22-32	.688	11-30-41	22	21	4	9	10	119
14,013	@ Brooklyn	42-85	.494	15-34	.441	12-20	.600	9-29-38	22	28	5	12	4	111
1/16	@ HOUSTON	45-105	.429	23-70	.329	29-34	.853	10-37-47	18	24	7	10	8	142
18,055	Brooklyn	56-108	.519	16-36	.444	17-22	.773	16-41-57	29	25	4	14	3	145

### 2018-19 Rockets vs. Nets

PLAYER	G-GS	MIN	FIELD GOALS			3-POINT FG			REBOUNDS			AST	PF-DQ	STL	TO	BLK	PTS	AVG
			FG-FGA	PCT	FG-FGA	PCT	FT-FTA	PCT	OFF	DEF	TOT							
Harden	1-1	45	16-34	.471	5-19	.263	21-23	.913	1	9	10	6	5-0	1	4	1	58	58.0
Paul	1-1	37	13-27	.481	5-12	.417	1-1	1.000	3	4	7	11	4-0	2	2	2	32	32.0
Anthony	1-0	31	9-12	.750	6-9	.667	4-6	.667	0	4	4	0	5-0	0	1	1	28	28.0
Capela	1-1	37	8-11	.727	0-0	---	6-10	.600	4	9	13	5	1-0	0	2	22	22.0	
Gordon	2-2	56	12-25	.480	6-16	.375	11-11	1.000	0	4	4	5	1-0	1	5	0	41	20.5
Rivers	1-1	46	5-14	.357	3-9	.333	0-0	---	0	5	5	6	4-0	1	0	1	13	13.0
Tucker	2-2	81	8-13	.615	4-7	.571	5-8	.625	6	15	21	3	6-0	2	1	2	25	12.5
Green	2-0	58	8-23	.348	6-20	.300	2-2	1.000	2	6	8	1	4-0	0	2	24	12.0	
Nunnally	1-0	25	3-8	.375	3-7	.429	0-0	---	0	1	1	2	5-0	0	0	9	9.0	
Hilario	1-0	16	3-5	.600	0-0	---	1-1	1.000	2	2	4	0	2-0	0	1	7	7.0	
Ennis	1-1	19	1-3	.333	0-1	.000	0-2	.000	0	1	1	0	3-0	0	0	1	2	2.0
Carter-Williams	1-0	6	0-1	.000	0-0	---	0-2	.000	0	0	0	1	2-0	1	0	0	0	0.0
Chriss	2-0	9	0-3	.000	0-2	.000	0-0	---	0	1	1	0	1-0	0	1	0	0	0.0
Clark	2-1	33	0-7	.000	0-7	.000	0-0	---	3	5	8	0	2-0	3	1	3	0	0.0
Hartenstein	1-0	8	0-2	.000	0-0	---	0-0	---	0	1	1	0	0-0	0	1	2	0	0.0
ROCKETS	2	505	86-188	.457	38-109	.349	51-66	.773	21	67	88	40	45-0	11	19	18	261	130.5

### 2018-19 Nets vs. Rockets

PLAYER	G-GS	MIN	FIELD GOALS			3-POINT FG			REBOUNDS			AST	PF-DQ	STL	TO	BLK	PTS	AVG
			FG-FGA	PCT	FG-FGA	PCT	FT-FTA	PCT	OFF	DEF	TOT							
LeVert	1-1	30	10-17	.588	4-6	.667	5-7	.714	1	3	4	2	5-0	3	1	1	29	29.0
Dinwiddie	2-0	60	18-35	.514	5-14	.357	4-6	.667	0	2	2	13	8-0	0	0	45	22.5	
Carroll	1-0	35	6-13	.462	4-6	.667	6-7	.857	3	2	5	1	2-0	0	0	22	22.0	
Graham	1-1	32	7-9	.778	3-4	.750	4-5	.800	2	3	5	0	3-0	0	2	21	21.0	
Harris	2-2	75	13-21	.619	6-8	.750	3-4	.750	1	5	6	11	6-0	0	2	35	17.5	
Allen	2-2	70	14-27	.519	0-5	.000	2-5	.400	7	25	32	2	5-0	0	1	4	30	15.0
Kurucs	1-1	30	7-12	.583	0-2	.000	0-0	---	2	3	5	2	6-1	1	2	0	14	14.0
Russell	2-2	50	9-25	.360	3-12	.250	1-2	.500	1	5	6	10	1-0	1	2	0	22	11.0
Napier	2-0	25	5-13	.385	4-6	.667	2-2	1.000	2	1	3	0	3-0	2	1	0	16	8.0
Crabbe	1-0	26	2-7	.286	1-4	.250	0-0	---	0	6	6	2	2-0	0	1	5	5.0	
Hollis-Jefferson	2-0	26	3-8	.375	0-1	.000	2-4	.500	2	7	9	3	4-0	1	1	0	8	4.0
Davis	2-0	24	3-4	.750	0-0	---	0-0	---	3	6	9	2	7-0	1	2	1	6	3.0
Dudley	1-1	23	1-2	.500	1-2	.500	0-0	---	1	2	3	3	1-0	0	2	0	3	3.0
NETS	2	505	98-193	.508	31-70	.443	29-42	.690	25	70	95	51	53-1	9	26	7	256	128.0

# Charlotte Hornets



## SEASON SERIES

	2018-19	All-Time	Playoffs
<b>Overall</b>	<b>2-0</b>	<b>45-14</b>	<b>0-0</b>
<b>Home</b>	<b>1-0</b>	<b>25-4</b>	<b>0-0</b>
<b>Away</b>	<b>1-0</b>	<b>20-10</b>	<b>0-0</b>
<b>Neutral</b>	<b>0-0</b>	<b>0-0</b>	<b>0-0</b>

### 2019-20 Season Series vs. Hornets

Tuesday, Feb. 4 at Houston, 7 p.m.  
Saturday, March 7, Charlotte, 7 p.m.

#### Series Information

**Current Streak:** Won 6  
**Current Home Streak:** Won 14  
**Current Road Streak:** Won 3  
**Longest Winning Streak:** 10 (Mar. 16, 2011-Dec. 21, 2015)  
**Longest Losing Streak:** 4 (Jan. 21, 1997-Jan. 22, 1998)  
**Biggest Winning Margin:** 30 (92-62; Dec. 8, 2006)  
**Biggest Losing Margin:** 19 (2x: last 101-120; Dec. 29, 1997)  
**Most Points Scored:** 121 (2x: last Jan. 10, 2017)  
**Most Points Allowed:** 120 (Dec. 29, 1997)  
**Fewest Points Scored:** 72 (Feb. 1, 2002)  
**Fewest Points Allowed:** 62 (Dec. 8, 2006)

### Season-by-Season Results

1989-90: 2-0  
1990-91: 2-0  
1991-92: 2-0  
1992-93: 2-0  
1993-94: 1-1  
1994-95: 2-0  
1995-96: 2-0  
1996-97: 0-2  
1997-98: 0-2  
1999-00: 1-1  
2000-01: 2-0  
2001-02: 1-1  
2004-05: 0-2  
2005-06: 1-1  
2006-07: 2-0  
2007-08: 2-0  
2008-09: 2-0  
2009-10: 1-1  
2010-11: 1-1  
2011-12: 2-0  
2012-13: 2-0  
2013-14: 2-0  
2014-15: 2-0  
2015-16: 1-1  
2016-17: 2-0  
2017-18: 2-0  
2018-19: 2-0

### 2018-19 Rockets vs. Hornets Game-by-Game Results

DATE	GAME	FG-A	PCT	3FG-A	PCT	FT-A	PCT	OR-DR-REB	AST	PF	ST	TO	BS	PTS
2/27	HOUSTON	42-91	.462	13-39	.333	21-24	.875	7-30-37	23	22	11	10	3	118
17.903	@ Charlotte	39-83	.470	12-33	.364	23-27	.852	8-40-48	25	22	9	18	5	113
3/11	@ HOUSTON	38-91	.418	17-43	.395	25-27	.926	12-43-55	25	17	7	14	4	118
18.055	Charlotte	38-89	.427	16-41	.390	14-15	.933	7-32-39	23	20	4	12	4	106

### 2018-19 Rockets vs. Hornets

PLAYER	G-GS	MIN	FIELD GOALS			3-POINT FG			FT-FTA	PCT	REBOUNDS			AST	PF-DQ	STL	TO	BLK	PTS	AVG
			FG-FGA	PCT	3FG-FGA	PCT	OFF	DEF			TOT									
Harden	2-2	71	17-50	.340	4-20	.200	20-21	.952	1	8	9	17	5-0	5	5	1	58	29.0		
Capela	2-2	72	18-28	.643	0-0	---	6-7	.857	9	23	32	4	5-0	1	2	1	42	21.0		
Gordon	2-2	69	10-24	.417	5-17	.294	3-4	.750	0	3	3	5	7-0	3	2	1	28	14.0		
Paul	2-2	61	10-21	.476	4-10	.400	3-4	.750	2	12	14	14	3-0	2	9	1	27	13.5		
Green	2-0	42	6-17	.353	4-10	.400	5-5	1.000	1	7	8	2	2-0	3	2	0	21	10.5		
Faried	2-0	28	5-10	.500	0-1	.000	8-8	1.000	3	8	11	0	5-0	1	2	1	18	9.0		
Tucker	2-2	67	6-9	.667	6-9	.667	0-0	---	1	7	8	4	6-0	2	1	1	18	9.0		
Rivers	2-0	43	5-13	.385	4-9	.444	1-2	.500	1	2	3	1	6-0	0	1	1	15	7.5		
Shumpert	2-0	25	3-9	.333	3-6	.500	0-0	---	1	3	4	1	0-0	1	0	0	9	4.5		
Clark	1-0	1	0-0	---	0-0	---	0-0	---	0	0	0	0	0-0	0	0	0	0	0.0		
Jones	1-0	1	0-1	.000	0-0	---	0-0	---	0	0	0	0	0-0	0	0	0	0	0.0		
ROCKETS	2	480	80-182	.440	30-82	.366	46-51	.902	19	73	92	48	39-0	18	24	7	236	118.0		

### 2018-19 Hornets vs. Rockets

PLAYER	G-GS	MIN	FIELD GOALS			3-POINT FG			FT-FTA	PCT	REBOUNDS			AST	PF-DQ	STL	TO	BLK	PTS	AVG
			FG-FGA	PCT	3FG-FGA	PCT	OFF	DEF			TOT									
Walker	2-2	77	26-42	.619	10-17	.588	13-15	.867	1	13	14	11	6-0	5	10	1	75	37.5		
Batum	1-1	41	7-13	.538	3-5	.600	0-0	---	2	4	6	6	2-0	2	2	2	17	17.0		
Kaminsky	1-0	22	5-12	.417	2-6	.333	3-3	1.000	0	2	2	2	1-0	0	1	0	15	15.0		
Bacon	1-1	35	5-11	.455	1-4	.250	2-2	1.000	0	3	3	2	4-0	1	0	0	13	13.0		
Lamb	2-1	69	8-27	.296	4-13	.308	6-6	1.000	1	17	18	12	2-0	2	3	2	26	13.0		
Zeller	1-1	34	4-6	.667	0-0	---	5-6	.833	1	6	7	2	4-0	1	3	0	13	13.0		
Williams	1-1	33	5-10	.500	2-5	.400	0-2	.000	1	5	6	3	1-0	0	0	0	12	12.0		
Bridges	2-2	53	8-19	.421	2-8	.250	3-3	1.000	5	7	12	1	4-0	0	0	1	21	10.5		
Graham	1-0	19	2-6	.333	2-5	.400	0-0	---	1	1	2	1	3-0	0	0	0	6	6.0		
Monk	2-0	32	3-14	.214	2-10	.200	2-2	1.000	1	4	5	1	5-0	1	3	0	10	5.0		
Parker	1-0	12	1-4	.250	0-1	.000	1-1	1.000	0	0	0	2	1-0	0	3	0	3	3.0		
Blyumbeo	2-0	19	1-2	.500	0-0	---	2-2	1.000	2	3	5	0	4-0	0	2	2	4	2.0		
Hernangomez	1-1	24	1-3	.333	0-0	---	0-0	---	0	6	6	4	3-0	1	2	1	2	2.0		
Kidd-Gilchrist	1-0	10	1-3	.333	0-0	---	0-0	---	0	1	1	1	2-0	0	0	0	2	2.0		
HORNETS	2	480	77-172	.448	28-74	.378	37-42	.881	15	72	87	48	42-0	13	30	9	219	109.5		

# Chicago Bulls



## SEASON SERIES

	2018-19	All-Time	Playoffs
<b>Overall</b>	<b>2-0</b>	<b>70-68</b>	<b>0-0</b>
<b>Home</b>	<b>1-0</b>	<b>44-21</b>	<b>0-0</b>
<b>Away</b>	<b>1-0</b>	<b>25-43</b>	<b>0-0</b>
<b>Neutral</b>	<b>0-0</b>	<b>1-4</b>	<b>0-0</b>

### 2019-20 Season Series vs. Bulls

Saturday, Nov. 9 at Chicago, 7 p.m.  
Saturday, March 21 at Houston, 7 p.m.

### Series Information

**Current Streak:** Won 6  
**Current Home Streak:** Won 3  
**Current Road Streak:** Won 3  
**Longest Winning Streak:** 6 (2x: last Feb. 3, 2017-Dec. 1, 2018)  
**Longest Losing Streak:** 11 (Jan. 22, 1972-Mar. 6, 1974)  
**Biggest Winning Margin:** 45 (123-78; Mar. 26, 2000)  
**Biggest Losing Margin:** 53 (129-76; Feb. 1, 1983)  
**Most Points Scored:** 146 (Dec. 3, 1969)  
**Most Points Allowed:** 133 (Dec. 20, 1980)  
**Fewest Points Scored:** 75 (Dec. 4, 2001)  
**Fewest Points Allowed:** 66 (Nov. 3, 2003)

### Season-by-Season Results

1967-68: 4-4	1983-84: 2-0	2000-01: 2-0	2016-17: 2-0
1968-69: 3-3	1984-85: 2-0	2001-02: 0-2	2017-18: 2-0
1969-70: 4-3	1985-86: 1-1	2002-03: 1-1	2018-19: 2-0
1970-71: 0-6	1986-87: 2-0	2003-04: 2-0	
1971-72: 1-5	1987-88: 0-2	2004-05: 2-0	
1972-73: 0-4	1988-89: 1-1	2005-06: 1-1	
1973-74: 0-4	1989-90: 1-1	2006-07: 2-0	
1974-75: 2-2	1990-91: 2-0	2007-08: 2-0	
1975-76: 3-1	1991-92: 1-1	2008-09: 1-1	
1976-77: 3-1	1992-93: 2-0	2009-10: 0-2	
1977-78: 1-3	1993-94: 1-1	2010-11: 0-2	
1978-79: 2-2	1994-95: 1-1	2011-12: 1-0	
1979-80: 1-1	1995-96: 0-2	2012-13: 2-0	
1980-81: 1-1	1996-97: 1-1	2013-14: 1-1	
1981-82: 1-1	1997-98: 0-2	2014-15: 1-1	
1982-83: 1-1	1999-00: 2-0	2015-16: 0-2	

### 2018-19 Rockets vs. Bulls Game-by-Game Results

DATE	GAME	FG-A	PCT	3FG-A	PCT	FT-A	PCT	OR-DR-REB	AST	PF	ST	TO	BS	PTS
11/3	HOUSTON	35-83	.422	13-42	.310	13-20	.650	10-33-45	21	22	13	19	5	96
20/505	@ Chicago	28-71	.394	6-23	.261	26-27	.963	4-33-37	15	18	13	19	4	88
12/1	@ HOUSTON	42-84	.500	16-41	.390	21-30	.700	6-41-47	23	21	8	14	7	121
18/055	Chicago	39-88	.443	8-32	.250	19-24	.792	7-34-41	15	22	11	14	6	105


### 2018-19 Rockets vs. Bulls

PLAYER	G-GS	MIN	FIELD GOALS			3-POINT FG			REBOUNDS			AST	PF-DQ	STL	TO	BLK	PTS	AVG	
			FG-FGA	PCT	3FG-FGA	PCT	FT-FTA	PCT	OFF	DEF	TOT								
Harden	2-2	64	16-33	.485	11-23	.478	12-15	.800	0	7	7	14	4	0	5	15	1	55	27.5
Anthony	1-0	32	8-14	.571	1-7	.143	0-1	.000	0	7	7	0	3	0	0	0	0	17	17.0
Gordon	1-0	31	5-12	.417	3-8	.375	2-3	.667	0	3	3	1	5	0	1	3	0	15	15.0
Capela	2-2	68	11-22	.500	0-0	---	8-13	.615	8	19	27	1	7	0	1	4	3	30	15.0
Ermiis	2-2	42	9-15	.600	4-8	.500	3-4	.750	1	3	4	1	4	0	2	2	25	12.5	
Paul	2-2	67	7-22	.318	2-10	.200	3-5	.600	1	8	9	21	2	0	6	8	1	19	9.5
Tucker	2-2	64	7-14	.429	4-9	.444	1-1	1.000	2	9	11	2	6	0	2	0	17	8.5	
Green	2-0	36	7-14	.500	2-8	.250	0-0	---	1	7	8	1	3	0	1	1	16	8.0	
House	1-0	17	2-7	.286	0-3	.000	2-4	.500	0	1	1	0	3	0	0	0	6	6.0	
Hilario	1-0	12	2-3	.667	0-0	---	0-0	---	0	3	3	0	1	0	0	1	4	4.0	
Carter-Williams	1-0	3	1-3	.333	0-0	---	1-2	.500	1	0	1	0	1	0	0	1	3	3.0	
Clark	2-0	24	2-7	.286	2-7	.286	0-0	---	0	8	8	1	1	0	1	0	6	3.0	
Chiss	1-0	3	0-0	---	0-0	---	2-2	1.000	0	0	0	0	0	1	0	0	2	2.0	
Hartenstein	2-0	16	1-1	1.000	0-0	---	0-0	---	2	1	3	2	3	0	0	1	1	2	1.0
ROCKETS	2	480	77-167	.461	29-83	.349	34-50	.680	16	76	92	44	43	0	21	33	12	217	108.5

### 2018-19 Bulls vs. Rockets

PLAYER	G-GS	MIN	FIELD GOALS			3-POINT FG			REBOUNDS			AST	PF-DQ	STL	TO	BLK	PTS	AVG	
			FG-FGA	PCT	3FG-FGA	PCT	FT-FTA	PCT	OFF	DEF	TOT								
LaVine	2-2	73	15-33	.455	3-12	.250	17-18	.944	1	7	8	7	6	0	3	5	2	50	25.0
Parker	2-2	73	14-27	.519	2-6	.333	6-7	.857	2	13	15	2	4	0	2	11	1	36	18.0
Carter	2-2	69	7-13	.538	0-1	.000	8-10	.800	4	17	21	2	5	0	2	3	5	22	11.0
Holiday	2-2	60	7-19	.368	4-14	.286	2-2	1.000	0	9	9	2	4	0	6	5	1	20	10.0
Markkanen	1-0	26	4-14	.286	2-6	.333	0-0	---	0	4	4	0	2	0	1	0	1	10	10.0
Harrison	1-0	12	3-4	.750	1-2	.500	0-0	---	0	1	1	0	3	0	1	0	0	9	9.0
Hutchison	2-0	43	6-12	.500	0-0	---	2-2	1.000	3	8	11	2	3	0	2	0	0	14	7.0
Arcidiacono	2-1	44	3-9	.333	2-7	.286	2-2	1.000	0	2	2	6	5	0	2	2	0	10	5.0
Payne	2-1	43	3-14	.214	0-5	.000	2-4	.500	1	2	3	9	4	0	3	0	0	8	4.0
Blakeney	2-0	14	2-8	.250	0-2	.000	2-2	1.000	0	3	3	1	0	0	0	0	0	6	3.0
Felicio	2-0	16	2-4	.500	0-0	---	2-2	1.000	0	1	1	0	3	0	0	0	0	6	3.0
Lopez	1-0	8	1-2	.500	0-0	---	0-0	---	0	0	0	0	1	0	1	0	0	2	2.0
BULLS	2	480	67-159	.421	14-55	.255	45-51	.882	11	67	78	31	40	0	24	33	10	193	96.5

# Cleveland Cavaliers



## SEASON SERIES

	2018-19	All-Time	Playoffs
<b>Overall</b>	<b>1-1</b>	<b>86-45</b>	<b>0-0</b>
<b>Home</b>	<b>1-0</b>	<b>52-13</b>	<b>0-0</b>
<b>Away</b>	<b>0-1</b>	<b>34-31</b>	<b>0-0</b>
<b>Neutral</b>	<b>0-0</b>	<b>0-1</b>	<b>0-0</b>

### 2019-20 Season Series vs. Cavaliers

Wednesday, Dec. 11 at Cleveland, 6 p.m.  
 Tuesday, March 17 at Houston, 7 p.m.

#### Series Information

**Current Streak:** Won 1  
**Current Home Streak:** Won 3  
**Current Road Streak:** Lost 1  
**Longest Winning Streak:** 8 (Mar. 11, 1984-Nov. 19, 1987)  
**Longest Losing Streak:** 4 (Jan. 7-Mar. 7, 1973)  
**Biggest Winning Margin:** 38 (116-78; Mar. 22, 2013)  
**Biggest Losing Margin:** 32 (121-89; Dec. 30, 1991)  
**Most Points Scored:** 141 (Jan. 11, 2019)  
**Most Points Allowed:** 130 (Mar. 4, 1972)  
**Fewest Points Scored:** 70 (Jan. 6, 1998)  
**Fewest Points Allowed:** 63 (Dec. 2, 2006)

### Season-by-Season Results

1970-71: 4-0	1986-87: 2-0	2002-03: 1-1	2018-19: 1-1
1971-72: 2-2	1987-88: 1-1	2003-04: 2-0	
1972-73: 3-4	1988-89: 1-1	2004-05: 2-0	
1973-74: 4-4	1989-90: 2-0	2005-06: 1-1	
1974-75: 4-4	1990-91: 2-0	2006-07: 1-1	
1975-76: 4-2	1991-92: 1-1	2007-08: 2-0	
1976-77: 3-1	1992-93: 1-1	2008-09: 1-1	
1977-78: 2-2	1993-94: 2-0	2009-10: 1-1	
1978-79: 2-2	1994-95: 2-0	2010-11: 2-0	
1979-80: 4-2	1995-96: 1-1	2011-12: 0-1	
1980-81: 2-0	1996-97: 2-0	2012-13: 2-0	
1981-82: 1-1	1997-98: 1-1	2013-14: 2-0	
1982-83: 0-2	1998-99: 1-0	2014-15: 2-0	
1983-84: 1-1	1999-00: 1-1	2015-16: 1-1	
1984-85: 2-0	2000-01: 2-0	2016-17: 1-1	
1985-86: 2-0	2001-02: 0-2	2017-18: 2-0	

### 2018-19 Rockets vs. Cavaliers Game-by-Game Results

DATE	GAME	FG-A	PCT	3FG-A	PCT	FT-A	PCT	OR-DR-REB	AST	PF	ST	TO	BS	PTS
11/24	HOUSTON	37-74	.500	15-39	.385	19-28	.679	8-23-31	18	20	5	16	4	108
19.432	@ Cleveland	44-90	.489	7-22	.318	22-29	.759	20-29-49	15	24	11	14	2	117
1/11	@ HOUSTON	46-89	.517	20-52	.385	29-32	.906	8-37-45	28	18	8	15	9	141
18.055	Cleveland	40-89	.449	9-33	.273	24-26	.923	6-33-39	24	24	12	13	4	113

### 2018-19 Rockets vs. Cavaliers

PLAYER	G-GS	MIN	FIELD GOALS		3-POINT FG		FT-FTA	PCT	REBOUNDS			AST	PF-DQ	STL	TO	BLK	PTS	AVG	
			FG-FGA	PCT	FG-FGA	PCT			OFF	DEF	TOT								
Harden	2-2	62	26-54	.481	13-28	.464	18-23	.783	1	13	14	25	5	0	3	13	2	83	41.5
Gordon	1-1	39	8-16	.500	5-11	.455	7-9	.778	0	2	2	0	0	0	3	1	0	28	28.0
Capela	2-2	70	11-12	.917	0-0	---	9-11	.818	7	7	14	5	1	0	1	3	6	31	15.5
House	1-1	30	4-9	.444	3-7	.429	3-3	1.000	0	5	5	2	2	0	1	2	2	14	14.0
Knight	1-0	18	2-8	.250	0-5	.000	8-8	1.000	0	4	4	4	3	0	0	3	0	12	12.0
Rivers	1-1	24	5-9	.556	2-6	.333	0-0	---	0	2	2	3	4	0	0	1	0	12	12.0
Tucker	2-2	68	7-13	.538	3-8	.375	0-0	---	2	9	11	1	6	0	0	2	0	17	8.5
Green	2-0	41	5-12	.417	3-9	.333	1-2	.500	0	5	5	0	3	0	1	1	1	14	7.0
Clark	2-0	41	5-10	.500	3-7	.429	0-0	---	1	5	6	2	1	0	0	0	0	13	6.5
Ennis	2-1	50	4-10	.400	2-7	.286	2-3	.667	2	3	5	2	4	0	3	3	1	12	6.0
Carter-Williams	1-0	4	2-2	1.000	1-1	1.000	0-1	.000	0	0	0	0	2	0	0	0	0	5	5.0
Chris	1-0	12	2-6	.333	0-2	.000	0-0	---	3	3	6	2	4	0	1	2	1	4	4.0
Hilaro	1-0	6	2-2	1.000	0-0	---	0-0	---	0	2	2	0	1	0	0	0	0	4	4.0
Hartenstein	1-0	3	0-0	---	0-0	---	0-0	---	0	0	0	0	1	0	0	0	0	0	0.0
ROCKETS	2	480	83-163	.509	35-91	.385	48-60	.800	16	60	76	46	37	0	13	31	13	249	124.5
CAVALIERS	2	480	84-179	.469	16-55	.291	46-55	.836	26	62	88	39	48	0	23	27	6	230	115.0

### 2018-19 Cavaliers vs. Rockets

PLAYER	G-GS	MIN	FIELD GOALS		3-POINT FG		FT-FTA	PCT	REBOUNDS			AST	PF-DQ	STL	TO	BLK	PTS	AVG	
			FG-FGA	PCT	FG-FGA	PCT			OFF	DEF	TOT								
Sexton	2-2	62	18-31	.581	2-5	.400	5-5	1.000	0	7	7	7	7	0	2	6	0	43	21.5
Zizic	1-0	24	6-8	.750	0-0	---	6-6	1.000	3	5	8	0	1	0	2	0	0	18	18.0
Clarkson	2-0	53	13-31	.419	2-10	.200	4-4	1.000	5	3	8	5	3	0	2	2	0	32	16.0
Burks	1-1	27	5-10	.500	1-4	.250	2-2	1.000	1	6	7	4	4	0	1	0	2	13	13.0
Jones	1-0	20	3-6	.500	3-5	.600	3-4	.750	0	2	2	1	3	0	0	1	0	12	12.0
Korver	1-0	19	3-5	.600	3-3	1.000	3-3	1.000	0	5	5	0	1	0	1	0	2	12	12.0
Nwaba	1-1	38	5-16	.313	0-5	.000	2-4	.500	3	1	4	0	4	0	2	1	1	12	12.0
Osman	2-2	51	7-16	.438	0-6	.000	8-8	1.000	0	6	6	4	6	0	3	3	0	22	11.0
Thompson	2-2	63	9-20	.450	0-0	---	4-8	.500	11	14	25	4	6	0	6	2	0	22	11.0
Nance	1-0	18	2-3	.667	1-1	1.000	3-4	.750	3	5	8	1	4	0	1	1	1	8	8.0
Hood	2-2	44	5-14	.357	2-6	.333	3-3	1.000	0	2	2	3	4	0	0	2	0	15	7.5
Dellavedova	1-0	20	2-5	.400	1-3	.333	1-2	.500	0	1	1	3	1	0	0	3	0	6	6.0
Payne	1-0	21	3-9	.333	1-6	.167	2-2	1.000	0	4	4	5	3	0	3	3	1	9	9.0
Harrison	1-0	14	2-4	.500	0-1	.000	0-0	---	0	0	0	2	2	0	0	1	0	4	4.0
Blossomgame	1-0	5	1-1	1.000	0-0	---	0-0	---	0	1	1	0	0	0	0	0	0	2	2.0
CAVALIERS	2	480	84-179	.469	16-55	.291	46-55	.836	26	62	88	39	48	0	23	27	6	230	115.0



# Dallas Mavericks



## SEASON SERIES

	2018-19	All-Time	Playoffs
<b>Overall</b>	<b>2-2</b>	<b>96-83</b>	<b>8-8</b>
<b>Home</b>	<b>1-1</b>	<b>53-36</b>	<b>4-4</b>
<b>Away</b>	<b>1-1</b>	<b>42-47</b>	<b>4-4</b>
<b>Neutral</b>	<b>0-0</b>	<b>1-0</b>	<b>0-0</b>

### 2019-20 Season Series vs. Mavericks

Sunday, Nov. 24 at Houston, 2:30 p.m.  
 Friday, Jan. 31 at Houston, 7 p.m.  
 Monday, March 23 at Dallas, 7:30 p.m.  
 Tuesday, April 7 at Dallas, 7:30 p.m.

### Series Information

**Current Streak:** Won 2  
**Current Home Streak:** Won 1  
**Current Road Streak:** Won 1  
**Longest Winning Streak:** 11 (Apr. 13, 1996-Mar. 24, 1999)  
**Longest Losing Streak:** 9 (Nov. 29, 2010-Jan. 16, 2013)  
**Biggest Winning Margin:** 48 (116-68; Feb. 4, 1981)  
**Biggest Losing Margin:** 35 (131-96; Jan. 19, 1986)  
**Most Points Scored:** 147 (Apr. 11, 1995)  
**Most Points Allowed:** 156 (Apr. 11, 1995)  
**Fewest Points Scored:** 72 (Mar. 21, 2006)

### Season-by-Season Results

1980-81: 6-0    1996-97: 4-0    2012-13: 1-3  
 1981-82: 4-2    1997-98: 4-0    2013-14: 2-2  
 1982-83: 1-5    1998-99: 2-2    2014-15: 3-1  
 1983-84: 2-4    1999-00: 3-1    2015-16: 2-2  
 1984-85: 4-2    2000-01: 2-2    2016-17: 4-0  
 1985-86: 5-1    2001-02: 2-2    2017-18: 4-0  
 1986-87: 3-3    2002-03: 0-4    2018-19: 2-2  
 1987-88: 2-4    2003-04: 1-3  
 1988-89: 5-1    2004-05: 2-2  
 1989-90: 1-4    2005-06: 0-4  
 1990-91: 3-1    2006-07: 1-3  
 1991-92: 2-4    2007-08: 1-3  
 1992-93: 4-1    2008-09: 2-2  
 1993-94: 4-1    2009-10: 2-2  
 1994-95: 3-2    2010-11: 0-4  
 1995-96: 3-1    2011-12: 0-3

### 2018-19 Rockets vs. Mavericks Game-by-Game Results

DATE	GAME	FG-A	PCT	3FG-A	PCT	FT-A	PCT	OR-DR-REB	AST	PF	ST	TO	BS	PTS
11/28	@ HOUSTON	40-87	.460	13-45	.289	15-23	.652	15-23-38	28	26	10	18	5	108
12/05	Dallas	46-85	.541	17-34	.500	19-24	.792	10-27-37	27	17	10	15	7	128
12/8	HOUSTON	39-86	.453	15-47	.319	11-13	.846	10-26-36	20	19	5	12	3	104
20/25/21	@ Dallas	41-83	.494	12-30	.400	13-16	.812	14-30-44	21	14	9	17	3	107
2/11	@ HOUSTON	42-90	.467	23-60	.383	13-15	.867	9-29-38	28	26	13	11	5	120
18/05	Dallas	35-73	.479	13-36	.361	21-27	.778	3-30-33	21	17	5	18	1	104
3/10	HOUSTON	32-88	.364	16-52	.308	14-22	.636	13-28-41	18	20	6	13	4	94
20/4/23	@ Dallas	31-75	.413	9-32	.281	22-27	.815	10-41-51	24	20	6	17	9	93

### 2018-19 Rockets vs. Mavericks

PLAYER	G-GS	MIN	FIELD GOALS			3-POINT FG			REBOUNDS			AST	PF-DQ	STL	TO	BLK	PTS	AVG
			FG-FGA	PCT	FG-FGA	PCT	FT-FTA	PCT	OFF	DEF	TOT							
Harden	4-4	143	34-85	.400	19-59	.322	24-26	.923	3	25	28	36	15-0	12	24	2	111	27.8
Gordon	4-3	128	28-64	.438	14-44	.318	3-5	.600	1	6	7	5	7-0	1	4	3	73	18.3
Faried	1-1	32	7-8	.875	0-0	---	3-4	.750	2	6	8	1	3-0	1	1	1	17	17.0
Paul	3-3	100	17-43	.395	10-25	.400	5-8	.625	1	6	7	28	8-0	5	5	2	49	16.3
Capela	3-3	99	21-29	.724	0-0	---	5-10	.500	16	17	33	4	6-0	1	3	3	47	15.7
Ennis	2-2	56	11-20	.550	4-10	.400	2-2	1.000	3	4	7	1	6-0	1	2	2	28	14.0
Green	3-0	58	11-30	.367	9-20	.450	2-2	1.000	2	13	15	2	4-0	1	2	0	33	11.0
House	2-0	32	6-14	.429	2-9	.222	4-6	.667	2	5	7	2	5-0	0	1	0	18	9.0
Tucker	4-4	148	8-24	.333	6-17	.353	0-0	---	11	13	24	3	11-0	6	1	1	22	5.5
Rivers	2-0	46	4-8	.500	0-4	.000	1-3	.333	0	2	2	2	4-0	0	2	0	9	4.5
Hartenstein	2-0	24	2-3	.667	1-1	1.000	2-2	1.000	2	3	5	1	7-0	1	1	2	7	3.5
Shumpert	2-0	30	2-10	.200	2-8	.250	0-0	---	2	1	3	4	6-0	2	1	0	6	3.0
Chris	1-0	7	1-1	1.000	0-0	---	0-1	.000	1	1	2	1	1-0	0	0	0	2	2.0
Hilario	2-0	30	1-2	.500	0-1	.000	4-4	.500	1	3	4	2	5-0	1	1	0	4	2.0
Carter-Williams	1-0	7	0-4	.000	0-1	.000	0-0	---	0	1	1	0	0-0	0	1	0	0	0.0
Clark	2-0	21	0-6	.000	0-5	.000	0-0	---	0	0	0	2	3-0	2	0	1	0	0.0
ROCKETS	4	960	153-351	.436	67-204	.328	53-73	.726	47	106	153	94	91-0	34	54	17	426	106.5

### 2018-19 Mavericks vs. Rockets

PLAYER	G-GS	MIN	FIELD GOALS			3-POINT FG			REBOUNDS			AST	PF-DQ	STL	TO	BLK	PTS	AVG
			FG-FGA	PCT	FG-FGA	PCT	FT-FTA	PCT	OFF	DEF	TOT							
Donic	4-4	130	25-61	.410	9-29	.310	22-28	.786	6	32	38	20	9-0	6	15	2	81	20.3
Matthews	2-2	54	11-22	.500	5-10	.500	5-7	.714	1	2	3	4	1-0	0	3	0	32	16.0
Barnes	2-2	66	10-27	.370	5-10	.500	2-2	1.000	2	3	5	4	0-0	0	2	1	27	13.5
Hardaway	2-2	57	6-22	.273	5-15	.333	2-2	1.000	1	4	5	2	0-0	1	1	0	19	9.5
Jordan	2-2	56	10-14	.714	0-0	---	5-8	.625	11	16	27	3	1-0	2	6	3	25	12.5
Brunson	4-3	95	17-27	.630	4-8	.500	7-7	1.000	1	11	12	8	7-0	3	12	0	45	11.3
Barea	2-0	35	9-17	.529	2-5	.400	2-2	1.000	0	6	6	16	1-0	1	3	0	22	11.0
Smith	1-1	31	4-8	.500	1-3	.333	1-2	.500	1	4	5	5	2-0	4	3	1	10	10.0
Kleber	3-1	71	11-18	.611	3-7	.429	3-4	.750	4	11	15	4	7-0	1	3	4	28	9.3
Harris	4-0	65	10-20	.500	9-17	.529	7-7	1.000	0	5	5	8	8-0	2	3	3	36	9.0
Finney-Smith	4-2	121	13-32	.406	3-12	.250	4-4	1.000	7	13	20	7	13-0	5	4	2	33	8.3
Jackson	2-0	34	6-13	.462	2-7	.286	2-2	1.000	1	1	2	1	3-0	1	1	1	16	8.0
Burke	1-0	20	3-5	.600	0-1	.000	2-2	1.000	0	0	0	3	2-0	1	2	0	8	8.0
Powell	4-1	89	12-19	.632	2-5	.400	3-5	.600	1	15	16	6	9-0	3	4	2	29	7.3
Mejri	1-0	4	2-3	.667	0-0	---	2-2	1.000	1	3	4	0	1-0	0	0	0	6	6.0
Nowitzki	2-0	17	3-7	.429	1-3	.333	5-8	.625	0	2	2	2	2-0	0	1	1	12	6.0
Lee	2-0	8	1-1	1.000	0-0	---	1-2	.500	0	0	0	0	1-0	0	0	0	3	1.5
Broekhoff	2-0	6	0-0	---	0-0	---	0-0	---	0	0	0	0	1-0	0	0	0	0	0.0
MAVERICKS	4	960	153-316	.484	51-132	.386	75-94	.798	37	128	165	93	68-0	30	67	20	432	108.0

# Denver Nuggets



## SEASON SERIES

	2018-19	All-Time	Playoffs
<b>Overall</b>	<b>3-1</b>	<b>100-86</b>	<b>4-2</b>
<b>Home</b>	<b>2-0</b>	<b>61-33</b>	<b>3-0</b>
<b>Away</b>	<b>1-1</b>	<b>39-53</b>	<b>1-2</b>
<b>Neutral</b>	<b>0-0</b>	<b>0-0</b>	<b>0-0</b>

### 2019-20 Season Series vs. Nuggets

Wednesday, Nov. 20 at Denver, 8 p.m.  
 Tuesday, Dec. 31 at Houston, 6 p.m.  
 Wednesday, Jan. 22 at Houston, 7 p.m.  
 Sunday, Jan. 26 at Denver, 2:30 p.m.

### Series Information

**Current Streak:** Won 1  
**Current Home Streak:** Won 4  
**Current Road Streak:** Lost 1  
**Longest Winning Streak:** 11 (Mar. 29, 1997-Jan. 20, 2000)  
**Longest Losing Streak:** 7 (2x: last Mar. 2, 2012-Apr. 6, 2013)  
**Biggest Winning Margin:** 30 (2x: last 125-95; Nov. 22, 2017)  
**Biggest Losing Margin:** 37 (130-93; Jan. 19, 1983)  
**Most Points Scored:** 156 (Jan. 10, 1991)  
**Most Points Allowed:** 141 (April 14, 1982)  
**Fewest Points Scored:** 70 (Apr. 16, 2002)

### Season-by-Season Results

1976-77: 0-3    1992-93: 3-2    2008-09: 3-1  
 1977-78: 0-3    1993-94: 2-3    2009-10: 1-2  
 1978-79: 3-1    1994-95: 4-1    2010-11: 1-2  
 1979-80: 1-1    1995-96: 3-1    2011-12: 1-3  
 1980-81: 4-2    1996-97: 3-1    2012-13: 0-4  
 1981-82: 1-5    1997-98: 4-0    2013-14: 2-1  
 1982-83: 1-5    1998-99: 4-0    2014-15: 4-0  
 1983-84: 2-4    1999-00: 2-2    2015-16: 0-3  
 1984-85: 4-2    2000-01: 1-3    2016-17: 4-0  
 1985-86: 3-3    2001-02: 2-2    2017-18: 3-0  
 1986-87: 3-3    2002-03: 4-0    2018-19: 3-1  
 1987-88: 2-4    2003-04: 2-2  
 1988-89: 2-4    2004-05: 2-1  
 1989-90: 1-4    2005-06: 2-2  
 1990-91: 5-0    2006-07: 2-1  
 1991-92: 3-2    2007-08: 2-2

### 2018-19 Rockets vs. Nuggets Game-by-Game Results

DATE	GAME	FG-A	PCT	3FG-A	PCT	FT-A	PCT	OR-DR	REB	AST	PF	ST	TO	BS	PTS
11/13	HOUSTON	39-71	.549	13-37	.351	18-26	.692	6-26	32	23	20	7	15	6	109
16,741	@ Denver	38-76	.500	11-25	.440	12-16	.750	7-24	31	27	20	11	16	2	99
1/7	@ HOUSTON	38-76	.500	22-47	.468	27-34	.794	4-30	34	28	23	8	15	3	125
18,055	Denver	44-93	.473	7-29	.241	18-21	.857	14-32	46	26	21	7	14	3	113
2/1	HOUSTON	45-85	.529	16-44	.364	16-21	.762	11-19	30	23	24	6	10	3	122
20,160	@ Denver	51-82	.622	14-31	.452	20-23	.870	10-26	36	37	14	7	8	4	136
3/28	@ HOUSTON	40-87	.460	15-40	.375	17-20	.850	11-35	46	22	19	8	10	3	112
18,555	Denver	31-84	.369	4-24	.167	19-20	.950	7-31	38	22	17	7	15	3	85

### 2018-19 Rockets vs. Nuggets

PLAYER	G-GS	MIN	FIELD GOALS		3-POINT FG		FT-FTA	PCT	REBOUNDS			AST	PF-DQ	STL	TO	BLK	PTS	AVG
			FG-FGA	PCT	FG-FGA	PCT			OFF	DEF	TOT							
Harden	4-4	146	33-77	.429	20-50	.400	36-46	.783	5	17	22	40	11-0	7	19	4	122	30.5
Capela	3-3	102	32-46	.696	0-0	---	8-13	.615	9	24	33	5	8-0	3	2	2	72	24.0
Faried	1-1	31	1-1	.000	0-1	.000	5-6	.833	4	2	6	1	4-0	0	1	0	23	23.0
Paul	3-3	92	18-35	.514	6-17	.353	8-9	.889	0	12	12	18	2-0	3	7	0	50	16.7
Gordon	3-2	85	16-29	.552	8-18	.444	6-8	.750	0	3	3	5	6-0	0	4	1	46	15.3
Green	2-0	52	9-17	.529	7-14	.500	3-3	1.000	1	6	7	1	6-0	0	2	1	28	14.0
Tucker	4-4	138	14-27	.519	13-25	.520	0-0	---	2	14	16	5	8-0	9	2	3	41	10.3
Ennis	3-1	72	11-16	.688	4-9	.444	4-4	1.000	2	8	10	3	10-0	1	3	2	30	10.0
Rivers	3-1	94	10-24	.417	5-18	.278	1-3	.333	0	4	4	10	9-0	2	2	1	26	8.7
Shumpert	1-0	25	3-5	.600	1-2	.500	0-0	---	1	7	8	2	3-0	1	1	0	7	7.0
Hartenstein	2-0	20	3-5	.600	0-0	---	1-2	.500	3	1	4	0	5-0	1	2	1	7	3.5
Hilario	2-0	27	2-8	.250	0-0	---	3-4	.750	3	4	7	0	5-0	0	0	0	7	3.5
House	2-1	46	1-8	.125	1-6	.167	3-3	1.000	1	5	6	5	2-0	1	3	0	6	3.0
Clark	3-0	21	1-6	.167	1-6	.167	0-0	---	1	2	3	1	5-0	0	1	0	3	1.0
Chiozza	1-0	3	0-1	.000	0-0	---	0-0	---	0	1	1	0	0-0	1	0	0	0	0.0
Knight	1-0	6	0-2	.000	0-2	.000	0-0	---	0	0	0	0	2-0	0	0	0	0	0.0
ROCKETS	4	960	162-319	.508	66-168	.393	78-101	.772	32	110	142	96	86-0	29	50	15	468	117.0

### 2018-19 Nuggets vs. Rockets

PLAYER	G-GS	MIN	FIELD GOALS		3-POINT FG		FT-FTA	PCT	REBOUNDS			AST	PF-DQ	STL	TO	BLK	PTS	AVG
			FG-FGA	PCT	FG-FGA	PCT			OFF	DEF	TOT							
Jokic	4-4	117	36-63	.571	2-4	.500	11-12	.917	16	30	46	26	12-0	5	15	3	85	21.3
Morris	4-1	119	28-44	.636	8-18	.444	10-11	.909	2	12	14	23	7-0	4	3	0	74	18.5
Murray	3-3	90	19-40	.475	0-8	.000	10-12	.833	2	5	7	12	5-0	3	6	0	48	16.0
G. Harris	3-3	92	14-35	.400	8-16	.500	4-4	1.000	1	7	8	6	6-0	4	4	0	40	13.3
Beasley	4-1	98	19-38	.500	7-24	.292	8-9	.889	0	8	8	5	6-0	3	5	1	53	13.3
Millisp	4-4	98	14-27	.519	3-6	.500	6-6	1.000	2	4	6	9	11-0	5	6	3	37	9.3
Craig	4-1	72	11-21	.524	3-9	.333	9-10	.900	7	4	11	2	5-0	2	2	2	34	8.5
Plumlee	4-0	72	8-18	.444	0-1	.000	8-11	.727	---	4	14	18	9-0	4	3	1	24	6.0
Barton	2-2	53	4-13	.308	1-5	.200	0-0	---	1	4	5	10	3-0	0	3	1	9	4.5
Lyles	4-0	60	7-20	.350	1-8	.125	2-4	.500	1	8	9	3	4-0	1	0	0	17	4.3
Hernangomez	4-1	79	3-13	.231	3-10	.300	0-0	---	1	13	14	5	4-0	1	0	1	9	2.3
Goodwin	2-0	5	1-1	.000	0-0	---	1-1	1.000	0	2	2	2	1-0	0	1	0	3	1.5
Lydon	1-0	5	0-0	.000	0-0	---	0-0	---	0	0	0	0	0-0	0	0	0	0	0.0
Vanderbilt	1-0	5	0-2	.000	0-0	---	0-0	---	1	2	3	0	0-0	0	0	0	0	0.0
NUGGETS	4	960	164-335	.490	36-109	.330	69-80	.863	38	113	151	112	72-0	32	53	12	433	108.3

# Detroit Pistons



## SEASON SERIES

	2018-19	All-Time	Playoffs
<b>Overall</b>	<b>1-1</b>	<b>68-72</b>	<b>0-0</b>
<b>Home</b>	<b>1-0</b>	<b>49-19</b>	<b>0-0</b>
<b>Away</b>	<b>0-1</b>	<b>18-49</b>	<b>0-0</b>
<b>Neutral</b>	<b>0-0</b>	<b>1-4</b>	<b>0-0</b>

### 2019-20 Season Series vs. Pistons

Saturday, Dec. 14 at Houston, 8 p.m.

Sunday, March 29 at Detroit, 4 p.m.

### Series Information

**Current Streak:** Lost 1

**Current Home Streak:** Won 2

**Current Road Streak:** Lost 2

**Longest Winning Streak:** 7 (Dec. 7, 2010-Mar. 1, 2014)

**Longest Losing Streak:** 6 (Jan. 7, 2004-Nov. 18, 2006)

**Biggest Winning Margin:** 20 (3x: last Jan. 27, 1986)

**Biggest Losing Margin:** 28 (105-77: Dec. 9, 2001)

**Most Points Scored:** 132 (2x: last Mar. 19, 1970)

**Most Points Allowed:** 140 (Mar. 6, 1968)

**Fewest Points Scored:** 66 (Jan. 7, 2004)

**Fewest Points Allowed:** 77 (Dec. 12, 2007)

### Season-by-Season Results

1967-68: 2-5	1983-84: 1-1	2000-01: 2-0	2016-17: 1-1
1968-69: 3-3	1984-85: 1-1	2001-02: 1-1	2017-18: 1-1
1969-70: 3-3	1985-86: 1-1	2002-03: 0-2	2018-19: 1-1
1970-71: 2-4	1986-87: 1-1	2003-04: 1-1	
1971-72: 3-3	1987-88: 1-1	2004-05: 0-2	
1972-73: 3-1	1988-89: 1-1	2005-06: 0-2	
1973-74: 1-3	1989-90: 1-1	2006-07: 1-1	
1974-75: 2-2	1990-91: 0-2	2007-08: 1-1	
1975-76: 2-2	1991-92: 0-2	2008-09: 2-0	
1976-77: 2-2	1992-93: 1-1	2009-10: 1-1	
1977-78: 1-3	1993-94: 2-0	2010-11: 2-0	
1978-79: 2-2	1994-95: 2-0	2011-12: 1-0	
1979-80: 5-1	1995-96: 1-1	2012-13: 2-0	
1980-81: 1-1	1996-97: 1-1	2013-14: 2-0	
1981-82: 0-2	1997-98: 1-1	2014-15: 1-1	
1982-83: 0-2	1999-00: 1-1	2015-16: 0-2	

### 2018-19 Rockets vs. Pistons Game-by-Game Results

DATE	GAME	FG-A	PCT	3FG-A	PCT	FT-A	PCT	OR-DR-REB	AST	PF	ST	TO	BS	PTS
11/21	@ HOUSTON	40-72	.556	13-33	.394	33-36	.917	2	5-31-36	18	25	8	15	7
18,055	Detroit	40-85	.471	16-34	.471	28-37	.757	15-22-37	20	26	8	16	1	124
11/23	HOUSTON	41-98	.418	10-36	.278	19-21	.905	17-27-44	22	26	6	14	7	111
17,268	@ Detroit	40-88	.455	7-27	.259	29-40	.725	14-35-49	18	18	11	14	5	116

### 2018-19 Rockets vs. Pistons

PLAYER	G-GS	MIN	FIELD GOALS		3-POINT FG		FT-FTA	PCT	REBOUNDS			AST	PF-DQ	STL	TO	BLK	PTS	AVG
			FG-FGA	PCT	FG-FGA	PCT			OFF	DEF	TOT							
Harden	2-2	77	19-47	.404	7-20	.350	31-33	.939	2	7	9	17	8-0	4	13	1	76	38.0
Capela	2-2	80	26-35	.743	0-0	---	4-5	.800	16	20	36	1	7-0	2	4	7	56	28.0
Paul	2-2	72	15-32	.469	3-12	.250	7-8	.875	1	5	6	16	8-0	1	5	0	40	20.0
Emris	2-2	62	5-9	.556	4-7	.571	5-6	.833	2	3	5	0	6-0	3	2	1	19	9.5
Gordon	2-0	65	6-20	.300	2-10	.200	4-4	1.000	0	4	4	4	5-0	1	2	0	18	9.0
Tucker	2-2	69	6-13	.462	5-9	.556	0-0	---	1	11	12	2	6-0	2	2	1	17	8.5
Green	2-0	29	2-7	.286	2-7	.286	0-0	---	0	2	2	0	1-0	0	0	0	6	3.0
Hartenstein	2-0	18	2-4	.500	0-1	.000	1-1	1.000	0	3	3	0	8-0	1	1	2	5	2.5
Clark	2-0	32	0-3	.000	0-3	.000	0-0	---	0	3	3	0	2-0	0	0	2	0	0.0
ROCKETS	2	505	81-170	.476	23-69	.333	52-57	.912	22	58	80	40	51-0	14	29	14	237	118.5

### 2018-19 Pistons vs. Rockets

PLAYER	G-GS	MIN	FIELD GOALS		3-POINT FG		FT-FTA	PCT	REBOUNDS			AST	PF-DQ	STL	TO	BLK	PTS	AVG
			FG-FGA	PCT	FG-FGA	PCT			OFF	DEF	TOT							
Griffin	2-2	82	18-39	.462	8-15	.533	21-27	.778	7	13	20	8	8-0	0	13	0	65	32.5
Drummond	2-2	72	17-30	.567	1-3	.333	8-17	.471	15	16	31	2	6-0	3	3	6	43	21.5
Jackson	2-2	57	8-21	.381	1-7	.143	14-16	.875	0	7	7	7	5-0	3	3	0	31	15.5
Smith	2-0	51	9-22	.409	2-7	.286	0-0	---	0	4	4	4	3-0	0	2	0	20	10.0
Johnson	2-0	41	6-15	.400	2-8	.250	3-4	.750	0	3	3	1	3-0	4	3	0	17	8.5
Bullock	2-2	75	6-13	.462	4-9	.444	0-0	---	2	3	5	8	5-0	5	1	0	16	8.0
Robinson	2-2	26	6-9	.667	1-2	.500	3-4	.750	0	3	3	0	3-0	1	1	0	16	8.0
Galloway	2-0	47	5-13	.385	4-10	.400	1-1	1.000	0	5	5	5	4-0	0	1	0	15	7.5
Brown	1-0	25	2-3	.667	0-0	---	3-4	.750	1	1	2	1	2-0	3	0	0	7	7.0
Pachulia	2-0	12	2-6	.333	0-0	---	2-2	1.000	2	1	3	0	0-0	0	1	0	6	3.0
Leuer	2-0	17	1-2	.500	0-0	---	2-2	1.000	2	1	3	2	5-0	0	1	0	4	2.0
Calderon	2-0	0	0-0	---	0-0	---	0-0	---	0	0	0	0	0-0	0	0	0	0	0.0
PISTONS	2	505	80-173	.462	23-61	.377	57-77	.740	29	57	86	38	44-0	19	30	6	240	120.0

# Golden State Warriors



## SEASON SERIES

	2017-18	All-Time	Playoffs
<b>Overall</b>	<b>3-1</b>	<b>124-93</b>	<b>7-16</b>
<b>Home</b>	<b>1-1</b>	<b>64-44</b>	<b>6-5</b>
<b>Away</b>	<b>2-0</b>	<b>57-46</b>	<b>1-11</b>
<b>Neutral</b>	<b>0-0</b>	<b>3-3</b>	<b>0-0</b>

### 2019-20 Season Series vs. Warriors

Wednesday, Nov. 6 at Houston, 6:30 p.m.

Wednesday, Dec. 25 at Golden State, 4 p.m.

Thursday, Feb. 20 at Golden State, 9:30 p.m.

Thursday, April 2 at Houston, 7 p.m.

### Series Information

**Current Streak:** Lost 1

**Current Home Streak:** Lost 1

**Current Road Streak:** Won 3

**Longest Winning Streak:** 11 (Mar. 8, 1993-Nov. 3, 1995)

**Longest Losing Streak:** 8 (2x: last Feb. 20, 2014-Feb. 9, 2016)

**Biggest Winning Margin:** 41 (133-92; Nov. 14, 1979)

**Biggest Losing Margin:** 30 (2x: last 108-78; Mar. 17, 2013)

**Most Points Scored:** 144 (Mar. 25, 1989)

**Most Points Allowed:** 142 (Nov. 19, 1967)

**Fewest Points Scored:** 78 (Mar. 17, 2013)

### Season-by-Season Results

1967-68: 2-6	1983-84: 3-2	1999-00: 3-1	2015-16: 0-3
1968-69: 3-3	1984-85: 3-2	2000-01: 3-1	2016-17: 1-3
1969-70: 5-2	1985-86: 5-0	2001-02: 3-1	2017-18: 2-1
1970-71: 2-4	1986-87: 1-4	2002-03: 3-1	2018-19: 3-1
1971-72: 1-5	1987-88: 5-0	2003-04: 2-2	
1972-73: 1-3	1988-89: 3-1	2004-05: 2-1	
1973-74: 0-4	1989-90: 2-2	2005-06: 3-1	
1974-75: 2-2	1990-91: 2-2	2006-07: 1-2	
1975-76: 2-2	1991-92: 2-2	2007-08: 2-2	
1976-77: 1-2	1992-93: 2-2	2008-09: 4-0	
1977-78: 1-2	1993-94: 4-0	2009-10: 3-0	
1978-79: 2-2	1994-95: 4-0	2010-11: 3-1	
1979-80: 1-1	1995-96: 2-2	2011-12: 2-1	
1980-81: 2-3	1996-97: 4-0	2012-13: 3-1	
1981-82: 4-1	1997-98: 3-1	2013-14: 2-1	
1982-83: 2-3	1998-99: 3-0	2014-15: 0-4	

### 2018-19 Rockets vs. Warriors Game-by-Game Results

DATE	GAME	FG-A	PCT	3FG-A	PCT	FT-A	PCT	OR-DR-REB	AST	PF	ST	TO	BS	PTS
11/15	@ HOUSTON	35-87	40.2	16-47	34.0	21-26	80.8	14-27-41	20	21	8	8	4	107
18/055	Golden State	32-76	42.1	4-18	22.2	18-22	81.8	12-32-44	18	24	2	17	5	86
1/3	HOUSTON	45-99	45.5	21-54	38.9	24-28	85.7	13-35-48	30	20	8	11	5	135
19/596	@ Golden State	53-102	52.0	14-37	37.8	14-15	93.3	9-38-47	33	19	8	14	6	134
2/23	HOUSTON	40-92	43.5	16-43	37.2	22-24	91.7	12-37-49	26	23	13	15	7	118
19/596	@ Golden State	42-90	46.7	14-36	38.9	14-20	70.0	9-36-45	26	19	9	18	8	112
3/13	@ HOUSTON	37-78	47.4	11-41	26.8	19-23	82.6	5-26-31	18	16	7	11	3	104
18/122	Golden State	42-85	49.4	12-32	37.5	10-10	100.0	12-32-44	28	20	7	15	2	106

### 2018-19 Rockets vs. Warriors

PLAYER	G-GS	FIELD GOALS				3-POINT FG		FT-FTA	PCT	REBOUNDS			AST	PF-DQ	STL	TO	BLK	PTS	AVG
		MIN	FG-FGA	PCT	3FG-A	PCT	OFF			DEF	TOT								
Harden	3-3	114	31-78	.397	16-49	.327	22-26	.846	2	14	16	28	9-0	6	10	2	100	33.3	
Gordon	3-2	94	19-45	42.2	10-28	.357	11-11	1.000	0	1	1	9	5-0	2	6	1	59	19.7	
Paul	3-3	97	18-40	45.0	8-19	.421	13-13	1.000	3	13	16	27	7-0	5	10	2	57	19.0	
House	1-1	39	3-5	60.0	2-3	.667	9-9	1.000	0	4	4	3	3-0	1	1	0	17	17.0	
Capela	4-4	144	25-45	55.6	0-0	---	10-11	.909	16	43	59	3	11-0	5	2	3	60	15.0	
Ennis	2-1	41	8-13	61.5	2-7	.286	4-9	.444	4	3	7	3	5-0	0	0	0	22	11.0	
Faried	2-1	47	8-19	42.1	2-5	.400	5-8	.625	6	7	13	2	5-0	0	0	0	23	11.5	
Green	4-0	71	14-31	45.2	8-22	.364	1-1	1.000	2	7	9	3	9-0	2	5	2	37	9.3	
Rivers	3-1	98	10-25	40.0	4-13	.308	2-2	1.000	0	5	5	6	8-0	4	3	1	26	8.7	
Hilario	1-0	16	3-4	75.0	0-0	---	2-2	1.000	2	1	3	0	2-0	2	1	1	8	8.0	
Shumpert	1-0	14	2-6	33.3	0-3	.000	0-0	---	0	3	3	1	1-0	1	0	1	4	4.0	
Tucker	4-4	140	8-25	32.0	6-22	.273	5-6	.833	3	16	19	2	9-0	6	1	4	27	6.8	
Hartenstein	1-0	15	2-4	50.0	1-1	1.000	1-1	1.000	2	3	5	1	1-0	0	0	0	6	6.0	
Knight	1-0	12	2-5	40.0	1-3	.333	0-0	---	0	0	0	2	1-0	1	0	0	5	5.0	
Clark	2-0	33	3-8	37.5	3-8	.375	0-0	---	3	4	7	3	1-0	0	0	2	9	4.5	
Edwards	1-0	4	1-2	50.0	1-2	.500	0-0	---	1	0	1	0	0-0	0	0	0	3	3.0	
Carter-Williams	1-0	4	0-1	0.0	0-0	---	1-2	.500	0	1	1	1	1-0	0	0	0	1	1.0	
Chris	1-0	4	0-0	---	0-0	---	0-0	---	0	0	0	0	2-0	0	0	0	0	0.0	
ROCKETS	4	985	157-356	44.1	64-185	.346	86-101	.851	44	125	169	94	80-0	36	45	19	464	116.0	

### 2018-19 Warriors vs. Rockets

PLAYER	G-GS	FIELD GOALS				3-POINT FG		FT-FTA	PCT	REBOUNDS			AST	PF-DQ	STL	TO	BLK	PTS	AVG
		MIN	FG-FGA	PCT	3FG-A	PCT	OFF			DEF	TOT								
Curry	3-3	111	31-65	47.7	13-35	.371	9-10	.900	2	14	16	18	9-0	3	9	1	84	28.0	
Durant	3-3	110	27-57	47.4	4-14	.286	17-19	.895	2	14	16	8	2-0	0	6	4	75	25.0	
Thompson	4-4	146	35-76	46.1	12-30	.400	4-4	1.000	3	15	18	12	9-0	5	4	4	86	21.5	
Cousins	2-2	58	15-28	53.6	2-5	.400	8-8	1.000	6	16	22	9	7-0	5	10	4	40	20.0	
Looney	4-1	62	14-20	70.0	0-1	.000	4-5	.800	15	4	19	4	4-0	2	4	3	32	8.0	
McKinnie	3-0	32	7-13	53.8	2-4	.500	2-3	.667	2	7	9	1	5-0	0	1	0	18	6.0	
Cook	4-0	49	9-17	52.9	5-7	.714	0-0	---	0	4	4	2	3-0	1	2	0	23	5.8	
Jerebko	3-0	38	5-10	50.0	2-5	.400	4-4	1.000	0	6	6	1	4-0	0	1	0	16	5.3	
Iguodala	4-2	111	8-19	42.1	3-10	.300	2-5	.400	2	17	19	13	8-0	1	3	1	21	5.3	
Jones	1-1	18	1-2	50.0	0-0	---	3-4	.750	3	2	5	0	3-0	0	1	1	5	5.0	
Green	4-4	122	7-21	33.3	0-8	.000	1-3	.333	1	24	25	21	14-0	4	16	3	15	3.8	
Evans	1-0	11	1-3	33.3	1-2	.500	0-0	---	0	3	3	1	3-0	0	1	0	3	3.0	
Livingston	4-0	66	5-15	33.3	0-0	---	2-2	1.000	2	5	7	9	4-0	3	3	0	12	3.0	
Bell	4-0	48	4-5	80.0	0-0	---	0-0	---	4	7	11	6	7-0	2	0	2	8	2.0	
Lee	1-0	3	0-2	0.0	0-0	.000	0-0	---	0	0	0	0	0-0	0	0	0	0	0.0	
WARRIORS	4	985	169-353	47.9	44-123	.358	56-67	.836	42	138	180	105	82-0	26	65	23	438	109.5	

# Indiana Pacers



## SEASON SERIES

	2018-19	All-Time	Playoffs
<b>Overall</b>	<b>2-0</b>	<b>56-37</b>	<b>0-0</b>
<b>Home</b>	<b>1-0</b>	<b>33-14</b>	<b>0-0</b>
<b>Away</b>	<b>1-0</b>	<b>23-23</b>	<b>0-0</b>
<b>Neutral</b>	<b>0-0</b>	<b>0-0</b>	<b>0-0</b>

### 2019-20 Season Series vs. Pacers

Friday, Nov. 15 at Houston, 7 p.m.  
Friday, March 27 at Indiana, 6 p.m.

### Series Information

**Current Streak:** Won 4  
**Current Home Streak:** Won 2  
**Current Road Streak:** Won 2  
**Longest Winning Streak:** 9 (Mar. 8, 1985-Apr. 11, 1989)  
**Longest Losing Streak:** 4 (2x: last Nov. 26, 2008-Apr. 4, 2010)  
**Biggest Winning Margin:** 30 (132-102; Jan. 16, 1988)  
**Biggest Losing Margin:** 33 (114-81; Dec. 20, 2013)  
**Most Points Scored:** 134 (Mar. 23, 1979)  
**Most Points Allowed:** 141 (2x: last Nov. 29, 1991)  
**Fewest Points Scored:** 71 (Dec. 23, 2003)  
**Fewest Points Allowed:** 74 (Jan. 23, 2004)

### Season-by-Season Results

1976-77: 4-0    1992-93: 2-0    2009-10: 0-2  
1977-78: 3-1    1993-94: 1-1    2010-11: 2-0  
1978-79: 0-4    1994-95: 1-1    2011-12: 0-1  
1979-80: 4-2    1995-96: 2-0    2012-13: 0-2  
1980-81: 1-1    1996-97: 1-1    2013-14: 1-1  
1981-82: 2-0    1997-98: 1-1    2014-15: 2-0  
1982-83: 2-0    1999-00: 0-2    2015-16: 1-1  
1983-84: 1-1    2000-01: 2-0    2016-17: 0-2  
1984-85: 1-1    2001-02: 0-2    2017-18: 2-0  
1985-86: 2-0    2002-03: 1-1    2018-19: 2-0  
1986-87: 2-0    2003-04: 1-1  
1987-88: 2-0    2004-05: 1-1  
1988-89: 2-0    2005-06: 1-1  
1989-90: 1-1    2006-07: 1-1  
1990-91: 1-1    2007-08: 2-0  
1991-92: 1-1    2008-09: 0-2

### 2018-19 Rockets vs. Pacers Game-by-Game Results

DATE	GAME	FG-A	PCT	3FG-A	PCT	FT-A	PCT	OR-DR-REB	AST	PF	ST	TO	BS	PTS
11/5	HOUSTON	34-77	.442	15-47	.319	15-16	.938	6-34-40	23	24	9	17	6	98
14,735	@ Indiana	33-75	.440	8-28	.286	20-30	.667	7-32-39	17	15	8	16	3	94
11/11	@ HOUSTON	36-74	.486	20-47	.426	23-32	.719	8-30-38	18	22	6	17	5	115
18,055	Indiana	36-78	.462	11-29	.379	20-26	.769	5-30-35	24	22	10	13	6	103


### 2018-19 Rockets vs. Pacers

PLAYER	G-GS	MIN	FIELD GOALS		3-POINT FG		FT-FTA	PCT	REBOUNDS			AST	PF-DQ	STL	TO	BLK	PTS	AVG
			FG-FGA	PCT	FG-FGA	PCT			OFF	DEF	TOT							
Harden	2-2	73	16-35	.457	13-30	.433	23-24	.958	0	11	11	15	10-0	4	14	2	68	34.0
Capela	2-2	64	16-19	.842	0-0	---	4-7	.571	5	12	17	2	3-0	0	3	2	36	18.0
Paul	2-2	73	12-25	.480	5-14	.357	6-9	.667	1	9	10	18	5-0	4	7	0	35	17.5
Tucker	2-2	73	7-15	.467	7-13	.538	0-0	---	2	8	10	0	5-0	2	1	0	21	10.5
Gordon	1-0	31	3-14	.214	2-9	.222	1-2	.500	0	4	4	0	4-0	0	2	1	9	9.0
Anthony	1-0	24	3-9	.333	2-7	.286	0-0	---	2	3	5	1	2-0	0	0	0	8	8.0
Ennis	2-2	49	5-10	.500	3-6	.500	0-2	.000	0	3	3	3	6-0	2	2	0	13	6.5
Clark	2-0	56	3-11	.273	2-10	.200	4-4	1.000	4	10	14	1	4-0	3	0	4	12	6.0
Hartenstein	2-0	20	4-7	.571	0-0	---	0-0	---	0	2	2	0	4-0	0	1	2	8	4.0
Green	1-0	17	1-6	.167	1-5	.200	0-0	---	0	2	2	1	3-0	0	1	0	3	3.0
ROCKETS	2	480	70-151	.464	35-94	.372	38-48	.792	14	64	78	41	46-0	15	34	11	213	106.5

### 2018-19 Pacers vs. Rockets

PLAYER	G-GS	MIN	FIELD GOALS		3-POINT FG		FT-FTA	PCT	REBOUNDS			AST	PF-DQ	STL	TO	BLK	PTS	AVG
			FG-FGA	PCT	FG-FGA	PCT			OFF	DEF	TOT							
Oladipo	2-2	76	18-45	.400	7-21	.333	7-8	.875	1	15	16	9	8-0	2	7	0	50	25.0
Bogdanovic	2-2	67	8-17	.471	4-9	.444	11-14	.786	1	9	10	8	6-0	5	3	0	31	15.5
Sabonis	2-0	53	11-13	.846	0-0	---	6-10	.600	2	12	14	7	3-0	0	5	1	28	14.0
Collison	2-2	62	8-16	.500	3-6	.500	2-5	.400	1	3	4	5	4-0	1	3	1	21	10.5
T. Young	2-2	54	10-16	.625	0-2	.000	1-2	.500	2	10	12	2	3-0	1	2	0	21	10.5
Evans	2-0	35	5-16	.313	2-7	.286	5-8	.625	1	4	5	2	2-0	2	2	1	17	8.5
Turner	2-2	48	5-14	.357	0-1	.000	6-7	.857	2	3	5	1	6-0	1	3	6	16	8.0
McDemott	2-0	20	2-6	.333	2-6	.333	2-2	1.000	1	1	2	0	1-0	1	2	0	8	4.0
Joseph	2-0	49	2-8	.250	1-5	.200	0-0	---	1	3	4	5	3-0	5	1	0	5	2.5
Leaf	1-0	11	0-2	.000	0-0	---	0-0	---	0	2	2	1	1-0	0	0	0	0	0.0
O'Quinn	1-0	5	0-0	---	0-0	---	0-0	---	0	0	0	1	0-0	0	0	0	0	0.0
PACERS	2	480	69-153	.451	19-57	.333	40-56	.714	12	62	74	41	37-0	18	29	9	197	98.5

# Los Angeles Clippers



## SEASON SERIES

	2018-19	All-Time	Playoffs
<b>Overall</b>	<b>1-2</b>	<b>121-78</b>	<b>7-5</b>
<b>Home</b>	<b>0-1</b>	<b>67-28</b>	<b>5-2</b>
<b>Away</b>	<b>1-1</b>	<b>50-49</b>	<b>2-4</b>
<b>Neutral</b>	<b>0-0</b>	<b>4-1</b>	<b>0-0</b>

### 2019-20 Season Series vs. Clippers

Wednesday, Nov. 13 at Houston, 6:30 p.m.  
 Friday, Nov. 22 at Los Angeles, 9:30 p.m.  
 Thursday, Dec. 19 at Los Angeles, 9:30 p.m.  
 Thursday, March 5 at Houston, 7 p.m.

### Series Information

**Current Streak:** Won 1  
**Current Home Streak:** Lost 1  
**Current Road Streak:** Won 1  
**Longest Winning Streak:** 9 (2x: last Mar. 12, 2003-Apr. 18, 2005)  
**Longest Losing Streak:** 5 (Jan. 4, 2012- Feb. 13, 2013)  
**Biggest Winning Margin:** 32 (148-116; Mar. 15, 1986)  
**Biggest Losing Margin:** 31 (128-97; Dec. 21, 1983)  
**Most Points Scored:** 148 (Mar. 15, 1986)  
**Most Points Allowed:** 138 (Mar. 7, 1979)

### Season-by-Season Results

1970-71: 3-1	1986-87: 4-1	2002-03: 2-2	2018-19: 1-2
1971-72: 4-0	1987-88: 3-2	2003-04: 4-0	
1972-73: 5-1	1988-89: 2-2	2004-05: 3-0	
1973-74: 2-4	1989-90: 2-2	2005-06: 2-2	
1974-75: 2-2	1990-91: 2-2	2006-07: 3-1	
1975-76: 2-3	1991-92: 2-2	2007-08: 3-0	
1976-77: 3-1	1992-93: 4-0	2008-09: 3-1	
1977-78: 1-3	1993-94: 4-0	2009-10: 2-1	
1978-79: 2-1	1994-95: 3-1	2010-11: 3-1	
1979-80: 2-0	1995-96: 4-0	2011-12: 0-3	
1980-81: 1-4	1996-97: 3-1	2012-13: 1-2	
1981-82: 4-1	1997-98: 4-0	2013-14: 0-4	
1982-83: 2-3	1998-99: 3-1	2014-15: 2-2	
1983-84: 2-3	1999-00: 4-0	2015-16: 2-2	
1984-85: 2-3	2000-01: 1-3	2016-17: 2-1	
1985-86: 3-2	2001-02: 1-3	2017-18: 2-2	

### 2018-19 Rockets vs. Clippers Game-by-Game Results

DATE	GAME	FG-A	PCT	3FG-A	PCT	FT-A	PCT	OR-DR-REB	AST	PF	ST	TO	BS	PTS
10/21	HOUSTON	43-89	.483	15-35	.429	11-15	.733	6-29-35	28	23	6	12	6	112
16,149	@ L.A. Clippers	42-89	.472	5-25	.200	26-26	1.000	12-37-49	22	16	8	13	7	115
10/26	@ HOUSTON	38-98	.388	15-41	.366	22-25	.880	16-26-42	21	27	11	13	7	113
18,055	L.A. Clippers	43-79	.544	12-23	.522	35-38	.921	5-39-44	17	21	8	16	3	133
4/3	HOUSTON	47-88	.534	18-38	.474	23-29	.793	12-36-48	22	29	6	16	7	135
17,593	@ L.A. Clippers	38-82	.463	8-26	.308	19-31	.613	9-29-38	27	22	11	19	2	103

### 2018-19 Rockets vs. Clippers

PLAYER	G-GS	MIN	FIELD GOALS		3-POINT FG		FT-FTA	PCT	REBOUNDS			AST	PF-DQ	STL	TO	BLK	PTS	AVG
			FG-FGA	PCT	FG-FGA	PCT			OFF	DEF	TOT							
Harden	2-2	70	20-41	.488	7-19	.368	15-18	.833	1	10	11	21	4	2	9	0	62	31.0
Paul	2-2	61	13-32	.406	5-10	.500	10-10	1.000	2	8	10	15	6	3	7	1	41	20.5
Capela	3-3	97	28-41	.683	0-0	---	5-8	.625	15	21	36	7	6	2	4	6	61	20.3
Anthony	2-1	61	11-26	.423	7-13	.538	4-5	.800	1	7	8	1	7	1	1	2	33	16.5
Gordon	3-3	97	15-42	.357	11-24	.458	5-5	1.000	1	8	9	4	6	2	3	3	46	15.3
House	1-0	22	3-4	.750	3-3	1.000	4-4	1.000	0	6	6	3	5	0	1	0	13	13.0
Green	3-0	50	11-22	.500	6-15	.400	2-2	1.000	2	8	10	2	8	0	4	0	30	10.0
Rivers	1-0	32	4-9	.444	1-4	.250	2-3	.667	0	3	3	3	2	0	0	1	11	11.0
Carter-Williams	2-0	36	4-12	.333	0-1	.000	4-6	.667	0	4	4	7	4	3	3	1	12	6.0
Ennis	1-1	23	2-5	.400	2-4	.500	0-0	---	2	1	3	1	4	0	1	0	6	6.0
Hartenstein	2-0	23	4-7	.571	0-2	.000	4-4	1.000	1	1	2	3	7	1	2	2	12	6.0
Faried	1-0	17	2-6	.333	0-1	.000	1-2	.500	1	3	4	0	5	2	1	0	5	5.0
Tucker	3-3	99	6-16	.375	3-8	.375	0-2	.000	7	6	13	4	7	6	2	3	15	5.0
Clark	3-0	21	4-11	.364	3-10	.300	0-0	---	1	4	5	0	6	0	1	0	11	3.7
Hilario	1-0	6	1-1	1.000	0-0	---	0-0	---	0	1	1	0	2	0	0	0	2	2.0
Chiozza	1-0	6	0-0	---	0-0	---	0-0	---	0	0	0	0	0	0	1	0	0	0.0
ROCKETS	3	720	128-275	.465	48-114	.421	56-69	.812	34	91	125	71	79-0	22	40	19	360	120.0

### 2018-19 Clippers vs. Rockets

PLAYER	G-GS	MIN	FIELD GOALS		3-POINT FG		FT-FTA	PCT	REBOUNDS			AST	PF-DQ	STL	TO	BLK	PTS	AVG
			FG-FGA	PCT	FG-FGA	PCT			OFF	DEF	TOT							
Harden	3-0	75	22-33	.667	0-0	---	16-18	.889	5	17	22	8	8-0	5	5	6	60	20.0
Harris	2-2	61	14-29	.483	4-8	.500	6-6	1.000	1	12	13	2	1-0	0	4	1	38	19.0
Gallinari	3-3	78	17-36	.472	3-12	.250	15-15	1.000	3	15	18	6	7-0	0	4	2	52	17.3
Williams	3-0	74	13-34	.382	4-13	.308	19-23	.826	1	5	6	12	0-1	1	5	1	49	16.3
Giļgeous-Alexand	3-1	90	15-31	.484	2-5	.400	10-13	.769	3	7	10	9	3-0	5	5	0	42	14.0
Shamet	1-1	35	4-7	.571	2-4	.500	1-2	.500	1	3	4	4	2-0	0	1	0	11	11.0
Green	1-0	19	2-8	.250	1-6	.167	0-0	---	0	5	5	2	2-0	1	1	0	5	5.0
Zubac	1-1	20	1-3	.333	0-0	---	3-4	.750	2	6	8	1	2-0	3	1	1	5	5.0
Temple	1-1	17	2-3	.667	0-1	.000	1-2	.500	0	0	0	2	1-0	0	2	0	5	5.0
Bradley	2-2	49	8-15	.533	1-4	.250	1-1	1.000	0	4	4	3	6-0	2	2	0	18	9.0
Mbah a Moute	1-0	17	3-6	.500	1-1	1.000	0-0	---	1	1	2	2	1-0	0	0	1	8	8.0
Teodosios	1-0	17	3-4	.750	2-3	.667	0-0	---	1	6	7	5	2-0	0	2	0	8	8.0
Chandler	1-0	14	2-4	.500	2-3	.667	0-0	---	0	1	1	0	2-0	0	1	0	6	6.0
Scott	2-0	29	4-8	.500	1-3	.333	0-0	---	1	3	4	2	4-0	2	0	0	9	4.5
Gortat	2-2	34	2-4	.500	0-0	---	4-4	1.000	5	6	11	3	2-0	0	4	1	8	4.0
Motley	1-0	3	2-2	1.000	0-0	---	0-2	.000	1	2	3	0	1-0	0	0	0	4	4.0
Beverley	2-2	40	2-7	.286	1-6	.167	2-2	1.000	1	5	6	4	7-0	4	3	0	7	3.5
Marjanovic	2-0	9	3-4	.750	0-0	---	1-2	.500	1	3	4	0	0-0	1	0	0	7	3.5
Robinson	2-0	17	2-6	.333	1-4	.250	0-0	---	0	0	0	0	3-0	1	0	0	5	2.5
Wallace	2-0	16	2-5	.400	0-1	.000	0-0	---	0	2	2	1	5-0	1	2	0	4	2.0
Thornwell	1-0	4	0-0	---	0-0	---	0-0	---	0	1	1	1	0-0	0	1	0	0	0.0
CLIPPERS	3	720	123-249	.494	25-74	.338	80-95	.842	26	105	131	66	59-0	26	47	13	351	117.0



# Los Angeles Lakers



## SEASON SERIES

	2018-19	All-Time	Playoffs
<b>Overall</b>	<b>3-1</b>	<b>83-137</b>	<b>15-20</b>
<b>Home</b>	<b>2-0</b>	<b>47-60</b>	<b>9-6</b>
<b>Away</b>	<b>1-1</b>	<b>35-76</b>	<b>6-14</b>
<b>Neutral</b>	<b>0-0</b>	<b>1-1</b>	<b>0-0</b>

### 2019-20 Season Series vs. Lakers

Saturday, Jan. 18 at Houston, 7:30 p.m.  
 Thursday, Feb. 6 at Los Angeles, 9:30 p.m.  
 Thursday, March 12 at Los Angeles, 9:30 p.m.

### Series Information

**Current Streak:** Won 2  
**Current Home Streak:** Won 1  
**Current Road Streak:** Won 2  
**Longest Winning Streak:** 6 (Jan. 18, 1993-Mar. 24, 1994)  
**Longest Losing Streak:** 15 (Dec. 31, 1967-Dec. 5, 1970)  
**Biggest Winning Margin:** 39 (134-95; Dec. 7, 2016)  
**Biggest Losing Margin:** 36 (152-116; Oct. 27, 1968)  
**Most Points Scored:** 148 (Dec. 31, 2017)  
**Most Points Allowed:** 152 (Oct. 27, 1968)  
**Fewest Points Scored:** 74 (Nov. 15, 1991)  
**Fewest Points Allowed:** 74 (2x: last Dec. 18, 2005)

### Season-by-Season Results

1967-68: 1-7	1983-84: 1-4	1999-00: 2-2	2015-16: 4-0
1968-69: 0-7	1984-85: 1-4	2000-01: 1-3	2016-17: 2-1
1969-70: 2-5	1985-86: 1-4	2001-02: 0-4	2017-18: 3-1
1970-71: 3-3	1986-87: 1-4	2002-03: 2-2	2018-19: 3-1
1971-72: 1-5	1987-88: 1-4	2003-04: 2-2	
1972-73: 1-3	1988-89: 1-3	2004-05: 2-2	
1973-74: 2-2	1989-90: 2-2	2005-06: 1-2	
1974-75: 2-2	1990-91: 1-3	2006-07: 2-2	
1975-76: 1-3	1991-92: 2-2	2007-08: 2-1	
1976-77: 2-2	1992-93: 3-1	2008-09: 0-4	
1977-78: 1-3	1993-94: 3-1	2009-10: 1-3	
1978-79: 2-1	1994-95: 0-4	2010-11: 1-2	
1979-80: 0-2	1995-96: 3-1	2011-12: 2-1	
1980-81: 2-3	1996-97: 3-1	2012-13: 2-2	
1981-82: 1-4	1997-98: 1-3	2013-14: 3-1	
1982-83: 0-5	1998-99: 1-2	2014-15: 2-1	

### 2018-19 Rockets vs. Lakers Game-by-Game Results

DATE	GAME	FG-A	PCT	3FG-A	PCT	FT-A	PCT	OR-DR-REB	AST	PF	ST	TO	BS	PTS
10/20	HOUSTON	44-96	.458	16-42	.381	20-30	.667	13-41-54	22	21	7	18	4	124
18,897	@ L.A. Lakers	48-100	.480	8-32	.250	11-18	.611	9-35-44	28	21	8	11	10	115
12/13	@ HOUSTON	42-85	.494	15-34	.441	27-32	.844	15-28-43	24	24	8	14	3	126
18,055	L.A. Lakers	43-80	.538	10-32	.312	15-27	.556	7-24-31	23	21	9	13	5	111
1/18	@ HOUSTON	42-100	.420	25-68	.368	29-36	.806	12-27-39	23	27	9	12	4	138
18,055	L.A. Lakers	50-96	.521	10-37	.270	24-30	.800	13-43-56	27	27	6	16	4	134
2/21	HOUSTON	40-88	.455	12-41	.293	14-15	.933	4-35-39	18	28	8	15	4	106
18,897	@ L.A. Lakers	38-86	.442	8-30	.267	27-33	.818	12-37-49	22	17	4	18	4	111

### 2018-19 Rockets vs. Lakers

PLAYER	G-GS	MIN	FIELD GOALS				3-POINT FG				REBOUNDS			AST	PF-DQ	STL	TO	BLK	PTS	AVG
			FG-FGA	PCT	FG-FGA	PCT	FG-FGA	PCT	FT-FTA	PCT	OFF	DEF	TOT							
Harden	4-4	152	49-99	.495	19-51	.373	47-56	.839	6	25	31	28	15-1	9	26	3	164	41.0		
Paul	3-3	101	21-42	.500	9-15	.600	14-17	.824	4	14	18	28	11-1	5	6	1	65	21.7		
Gordon	4-3	135	21-52	.404	10-28	.357	14-15	.933	2	8	10	8	6-0	3	7	2	66	16.5		
Capela	3-3	102	22-38	.579	0-0	---	3-6	.500	6	31	37	1	10-0	1	5	4	47	15.7		
House	1-0	29	5-8	.625	3-5	.600	2-2	1.000	1	2	3	0	0-0	1	1	0	15	15.0		
Faried	1-0	18	5-6	.833	1-1	1.000	2-2	1.000	2	4	6	1	3-0	1	0	1	13	13.0		
Ernis	2-2	50	8-16	.500	6-11	.545	2-2	1.000	4	4	8	3	8-0	2	2	1	24	12.0		
Green	4-0	81	15-36	.417	9-27	.333	1-3	.333	4	2	6	2	8-0	2	1	1	40	10.0		
Anthony	1-0	29	3-10	.300	1-7	.143	0-0	---	1	9	10	1	3-0	1	2	0	7	7.0		
Clark	1-0	14	2-4	.500	2-4	.500	0-0	---	0	2	2	0	1-0	0	1	0	6	6.0		
Tucker	4-4	149	9-28	.321	6-21	.286	0-2	.000	9	16	25	6	17-0	6	3	1	24	6.0		
Rivers	2-1	68	4-15	.267	2-9	.222	0-0	---	1	5	6	5	5-0	1	1	1	10	5.0		
Hilaro	3-0	36	4-6	.667	0-0	---	5-6	.833	3	8	11	3	8-0	0	0	0	13	4.3		
Carter-Williams	1-0	2	0-2	.000	0-0	---	0-2	.000	1	0	1	0	2-0	0	0	0	0	0.0		
Knight	1-0	4	0-2	.000	0-1	.000	0-0	---	0	1	1	1	2-0	0	0	0	0	0.0		
Nummally	1-0	13	0-5	.000	0-5	.000	0-0	---	0	0	0	0	1-0	0	0	0	0	0.0		
ROCKETS	4	985	168-369	.455	68-185	.368	90-113	.796	44	131	175	87	100-2	32	59	15	494	123.5		

### 2018-19 Lakers vs. Rockets

PLAYER	G-GS	MIN	FIELD GOALS				3-POINT FG				REBOUNDS			AST	PF-DQ	STL	TO	BLK	PTS	AVG
			FG-FGA	PCT	FG-FGA	PCT	FG-FGA	PCT	FT-FTA	PCT	OFF	DEF	TOT							
James	3-3	115	32-63	.508	4-17	.235	14-23	.609	4	18	22	15	2-0	5	8	2	82	27.3		
Kuzma	4-3	144	31-62	.500	8-24	.333	15-16	.938	5	14	19	16	15-0	5	8	4	85	21.3		
Ingram	3-3	106	20-37	.541	1-6	.167	19-24	.792	5	17	22	5	11-0	1	12	1	60	20.0		
Zubac	4-0	21	4-6	.667	0-0	---	9-9	1.000	2	5	7	1	6-1	0	0	1	17	17.0		
Bullock	1-1	30	4-8	.500	4-8	.500	2-2	1.000	1	4	5	1	3-0	1	0	0	14	14.0		
McGehee	4-3	86	23-33	.697	0-0	---	6-12	.500	10	20	30	4	11-0	2	5	10	50	12.5		
Stephenson	4-0	77	16-31	.516	7-15	.467	3-4	.750	3	8	11	6	5-0	2	2	0	42	10.5		
Ball	3-2	83	12-26	.462	4-17	.235	1-2	.500	1	11	12	23	6-0	2	4	1	29	9.7		
Hart	4-1	104	16-34	.471	4-15	.267	1-5	.200	3	11	14	6	11-0	2	5	3	37	9.3		
Beasley	1-0	9	3-7	.429	0-1	.000	2-2	1.000	1	0	1	0	1-0	0	1	1	8	8.0		
Rondo	2-1	49	7-12	.583	1-3	.333	0-0	---	1	8	9	17	4-0	2	6	0	15	7.5		
Caldwell-Pope	4-2	101	10-35	.286	3-23	.130	4-7	.571	1	10	11	4	5-0	4	1	0	27	6.8		
Chandler	3-1	38	1-2	.500	0-0	---	1-2	.500	4	12	16	1	5-0	0	2	0	3	1.0		
Mykhailiuk	2-0	20	1-5	.200	0-2	.000	0-0	---	0	1	1	1	1-0	1	0	0	2	1.0		
Bonga	1-0	1	0-1	.000	0-0	---	0-0	---	0	0	0	0	0-0	0	0	0	0	0.0		
LAKERS	4	985	179-362	.494	36-131	.275	77-108	.713	41	139	180	100	86-1	27	58	23	471	117.8		

# Memphis Grizzlies



## SEASON SERIES

	2018-19	All-Time	Playoffs
<b>Overall</b>	<b>3-1</b>	<b>60-36</b>	<b>0-0</b>
<b>Home</b>	<b>2-0</b>	<b>37-11</b>	<b>0-0</b>
<b>Away</b>	<b>1-1</b>	<b>23-25</b>	<b>0-0</b>
<b>Neutral</b>	<b>0-0</b>	<b>0-0</b>	<b>0-0</b>

### 2019-20 Season Series vs. Grizzlies

Monday, Nov. 4 at Memphis, 7 p.m.  
 Tuesday, Jan. 14 at Memphis, 7 p.m.  
 Wednesday, Feb. 26 at Houston, 7 p.m.  
 Wednesday, April 15 at Houston, 6:30 p.m.

### Series Information

**Current Streak:** Lost 1  
**Current Home Streak:** Won 3  
**Current Road Streak:** Lost 1  
**Longest Winning Streak:** 9 (Dec. 16, 1997-Dec. 6, 2000)  
**Longest Losing Streak:** 4 (Nov. 25, 2005-Apr. 15, 2006)  
**Biggest Winning Margin:** 49 (130-81, Mar. 14, 2016)  
**Biggest Losing Margin:** 26 (119-93; Nov. 17, 2014)  
**Most Points Scored:** 130 (Mar. 14, 2016)  
**Most Points Allowed:** 126 (Mar. 20, 2019)  
**Fewest Points Scored:** 71 (Nov. 1, 2003)  
**Fewest Points Allowed:** 71 (Oct. 29, 2008)

### Season-by-Season Results

1995-96: 4-0    2011-12: 2-2  
 1996-97: 3-1    2012-13: 1-3  
 1997-98: 3-1    2013-14: 2-2  
 1998-99: 4-0    2014-15: 2-2  
 1999-00: 2-2    2015-16: 2-2  
 2000-01: 4-0    2016-17: 2-2  
 2001-02: 1-3    2017-18: 2-2  
 2002-03: 3-1    2018-19: 3-1  
 2003-04: 1-3  
 2004-05: 3-1  
 2005-06: 0-4  
 2006-07: 4-0  
 2007-08: 3-1  
 2008-09: 2-2  
 2009-10: 4-0  
 2010-11: 3-1

### 2018-19 Rockets vs. Grizzlies Game-by-Game Results

DATE	GAME	FG-A	PCT	3FG-A	PCT	FT-A	PCT	OR-DR-REB	AST	PF	ST	TO	BS	PTS
12/15	HOUSTON	35-73	.479	13-37	.351	22-25	.880	6-30-36	23	22	5	14	2	105
16/777	@ Memphis	40-75	.533	5-23	.217	12-17	.706	6-29-35	20	22	7	15	6	97
12/31	@ HOUSTON	31-70	.443	18-41	.439	33-45	.733	7-39-46	19	25	5	14	4	113
18/055	Memphis	38-82	.463	6-25	.240	19-30	.633	6-33-39	24	31	11	10	4	101
1/14	@ HOUSTON	37-84	.440	18-48	.375	20-22	.909	7-29-36	17	20	12	14	3	112
18/055	Memphis	36-71	.507	10-22	.455	12-22	.545	9-34-43	31	20	5	24	5	94
3/20	HOUSTON	42-94	.447	21-48	.438	20-20	1.000	11-28-39	19	27	10	14	3	125
16/691	@ Memphis	41-89	.461	13-37	.351	31-39	.795	15-36-51	20	19	7	17	0	126

### 2018-19 Rockets vs. Grizzlies

PLAYER	G-GS	MIN	FIELD GOALS			3-POINT FG			FT-FTA	PCT	REBOUNDS			AST	PF-DQ	STL	TO	BLK	PTS	AVG
			FG-FGA	PCT	FG-FGA	PCT	OFF	DEF			TOT									
Harden	4-4	161	52-105	.495	24-51	.471	61-70	.871	4	34	38	33	11-0	8	22	3	189	47.3		
Capela	3-3	116	22-30	.733	0-0	---	15-19	.789	11	22	33	3	11-0	1	4	3	59	19.7		
Green	4-0	89	19-38	.500	17-32	.531	3-3	1.000	1	12	13	2	10-0	2	5	3	58	14.5		
Paul	2-2	78	9-27	.333	4-16	.250	6-6	1.000	2	6	8	17	6-0	3	4	0	28	14.0		
House	4-2	121	14-31	.452	10-23	.435	2-2	1.000	6	6	12	2	10-0	1	6	1	40	10.0		
Rivers	3-2	95	11-27	.407	5-13	.385	1-2	.500	0	1	1	7	13-0	4	4	1	32	9.3		
Tucker	4-4	147	9-27	.333	8-21	.381	6-8	.750	3	23	26	7	15-0	6	3	1	28	8.0		
Shumpert	1-1	23	2-4	.500	0-2	.000	0-0	---	0	2	2	1	1-0	2	0	0	4	4.0		
Clark	2-0	36	3-4	.750	2-3	.667	0-0	---	0	5	5	0	4-0	2	1	1	8	4.0		
Gordon	1-1	31	2-11	.182	0-8	.000	0-0	---	0	1	1	1	3-0	0	0	0	4	4.0		
Hilario	4-1	43	2-11	.182	0-0	---	0-0	---	2	8	10	2	6-0	1	0	0	4	1.0		
Knight	2-0	14	0-3	.000	0-3	.000	1-2	.500	0	1	1	2	2-0	1	0	0	1	0.5		
Chriss	1-0	7	0-1	.000	0-1	.000	0-0	---	0	2	2	0	1-0	0	1	0	0	0.0		
Ennis	1-0	16	0-0	---	0-0	---	0-0	---	0	1	1	0	0-0	1	0	0	0	0.0		
Hartenstein	1-0	7	0-2	.000	0-1	.000	0-0	---	2	2	4	1	1-0	0	0	0	0	0.0		
ROCKETS	4	985	145-321	.452	70-174	.402	95-112	.848	31	126	157	78	94-0	32	56	13	455	113.8		

### 2018-19 Grizzlies vs. Rockets

PLAYER	G-GS	MIN	FIELD GOALS			3-POINT FG			FT-FTA	PCT	REBOUNDS			AST	PF-DQ	STL	TO	BLK	PTS	AVG
			FG-FGA	PCT	FG-FGA	PCT	OFF	DEF			TOT									
Valanciunas	1-1	36	10-19	.526	0-2	.000	13-17	.765	9	6	15	1	2-0	0	5	0	33	33.0		
Conley	4-4	149	32-68	.471	8-23	.348	18-19	.947	1	19	20	26	5-0	2	7	0	90	22.5		
Anderson	1-1	39	9-13	.692	2-4	.500	0-0	.000	1	2	3	5	5-0	3	2	1	20	20.0		
Caboclo	1-1	41	6-10	.600	1-5	.200	2-4	.500	2	5	7	3	1-0	0	2	0	15	15.0		
Green	3-0	67	14-20	.700	4-5	.800	7-11	.636	3	13	16	8	12-0	2	5	1	39	13.0		
Gasol	3-3	93	14-27	.519	2-5	.400	6-10	.600	4	24	28	12	7-0	5	12	2	36	12.0		
Parsons	1-0	25	4-9	.444	3-7	.429	0-0	---	0	6	6	2	1-0	3	2	0	11	11.0		
Temple	3-3	88	13-24	.542	4-13	.308	2-2	1.000	2	4	6	3	6-0	3	4	1	32	10.7		
Wright	1-1	42	3-9	.333	1-4	.250	2-3	.667	1	2	3	4	3-0	2	4	0	9	9.0		
Jackson	3-3	75	11-26	.423	1-6	.167	2-5	.400	1	14	15	4	12-0	2	3	6	25	8.3		
Casspi	3-0	49	7-13	.538	2-4	.500	6-6	1.000	1	7	8	1	3-0	2	3	2	22	7.3		
Carter	3-1	42	7-16	.438	3-10	.300	2-2	1.000	0	2	2	4	6-0	2	1	1	19	6.3		
Dorsey	1-0	23	2-7	.286	2-6	.333	0-0	---	1	4	5	1	2-0	0	0	0	6	6.0		
Mack	3-1	64	9-16	.563	0-1	.000	0-3	.000	2	3	5	11	3-0	1	2	0	18	6.0		
Rabb	1-0	4	2-2	1.000	0-0	---	1-2	.500	0	0	0	0	0-0	0	0	0	5	5.0		
Holiday	2-1	53	2-11	.182	0-6	.000	5-6	.833	0	3	3	1	5-0	2	1	0	9	4.5		
M. Brooks	2-0	16	3-5	.600	1-1	1.000	0-0	---	1	2	3	2	3-0	1	1	0	7	3.5		
Noah	4-0	44	4-10	.400	0-0	---	6-8	.750	5	15	20	6	11-0	1	7	1	14	3.5		
D. Brooks	1-0	19	1-7	.143	0-3	.000	1-2	.500	2	0	2	1	4-0	1	3	0	3	3.0		
Watanabe	1-0	4	1-2	.500	0-0	---	0-0	---	0	1	1	0	0-0	0	1	0	2	2.0		
Selden	2-0	13	1-3	.333	0-2	.000	1-2	.500	0	0	0	1	1-0	0	0	0	3	1.5		
GRIZZLIES	4	985	155-317	.489	34-107	.318	74-108	.685	36	132	168	95	92-0	32	66	15	418	104.5		

# Miami Heat



## SEASON SERIES

	2018-19	All-Time	Playoffs
<b>Overall</b>	<b>1-1</b>	<b>32-32</b>	<b>0-0</b>
<b>Home</b>	<b>1-0</b>	<b>19-12</b>	<b>0-0</b>
<b>Away</b>	<b>0-1</b>	<b>13-20</b>	<b>0-0</b>
<b>Neutral</b>	<b>0-0</b>	<b>0-0</b>	<b>0-0</b>

### 2019-20 Season Series vs. Heat

Sunday, Nov. 3 at Miami, 5 p.m.

Wednesday, Nov. 27 at Houston, 7 p.m.

#### Series Information

**Current Streak:** Won 1

**Current Home Streak:** Won 2

**Current Road Streak:** Lost 1

**Longest Winning Streak:** 11 (Nov. 19, 1989-Jan. 11, 1995)

**Longest Losing Streak:** 8 (Nov. 8, 1995-Jan. 6, 2000)

**Biggest Winning Margin:** 38 (132-94; Nov. 19, 1989)

**Biggest Losing Margin:** 33 (99-66; Feb. 9, 2010)

**Most Points Scored:** 132 (Nov. 19, 1989)

**Most Points Allowed:** 125 (2x: last Mar. 27, 2011)

**Fewest Points Scored:** 66 (2x: last Feb. 9, 2010)

**Fewest Points Allowed:** 70 (Nov. 11, 2004)

### Season-by-Season Results

1988-89:	4-2	2004-05:	1-1
1989-90:	2-0	2005-06:	0-2
1990-91:	2-0	2006-07:	0-2
1991-92:	2-0	2007-08:	1-1
1992-93:	2-0	2008-09:	0-2
1993-94:	2-0	2009-10:	0-2
1994-95:	2-0	2010-11:	0-2
1995-96:	0-2	2011-12:	0-1
1996-97:	0-2	2012-13:	0-2
1997-98:	0-2	2013-14:	1-1
1998-99:	0-1	2014-15:	2-0
1999-00:	1-1	2015-16:	1-1
2000-01:	1-1	2016-17:	0-2
2001-02:	0-2	2017-18:	2-0
2002-03:	1-1	2018-19:	1-1
2003-04:	1-1		

### 2018-19 Rockets vs. Heat Game-by-Game Results

DATE	GAME	FG-A	PCT	3FG-A	PCT	FT-A	PCT	OR-DR-REB	AST	PF	ST	TO	BS	PTS
12/20	HOUSTON	29-82	.354	18-54	.333	23-30	.767	8-33-41	20	23	6	8	3	99
19,600	@ Miami	36-93	.387	9-39	.231	20-34	.588	20-41-61	22	18	6	9	4	101
2/28	@ HOUSTON	38-77	.494	19-46	.413	26-28	.929	8-28-36	22	21	6	16	5	121
18,119	Miami	42-81	.519	15-28	.536	19-24	.792	8-26-34	28	22	9	14	2	118

### 2018-19 Rockets vs. Heat

PLAYER	G-GS	MIN	FIELD GOALS		3-POINT FG		FT-FTA	PCT	REBOUNDS			AST	PF-DQ	STL	TO	BLK	PTS	AVG
			FG-FGA	PCT	FG-FGA	PCT			OFF	DEF	TOT							
Harden	2-2	87	23-55	.418	14-32	.438	33-36	.917	3	10	13	22	5-0	6	7	1	93	46.5
Gordon	1-1	38	6-17	.353	5-13	.385	3-4	.750	0	3	3	3	4-0	0	0	1	20	20.0
Rivers	1-0	31	7-8	.875	3-4	.750	0-0	---	0	2	2	2	4-0	0	0	0	17	17.0
Clark	1-1	32	5-9	.556	3-7	.429	1-1	1.000	0	5	5	1	2-0	0	0	1	14	14.0
House	1-0	18	3-4	.750	2-3	.667	2-2	1.000	0	1	1	0	0-0	1	0	0	10	10.0
Tucker	2-2	60	7-16	.438	5-13	.385	1-2	.500	3	7	10	1	10-0	1	2	0	20	10.0
Paul	2-2	46	5-15	.333	1-8	.125	7-7	1.000	2	5	7	8	5-0	1	5	0	18	9.0
Capela	2-2	65	5-9	.556	0-0	---	2-6	.333	8	17	25	3	4-0	2	3	3	12	6.0
Green	2-0	59	4-16	.250	3-15	.200	0-0	---	0	7	7	2	4-0	1	4	0	11	5.5
Knight	1-0	18	1-5	.200	1-5	.200	0-0	---	0	0	0	0	2-0	0	1	0	3	3.0
Hilario	2-0	26	1-5	.200	0-0	---	0-0	---	0	4	4	0	4-0	0	1	2	2	1.0
ROCKETS	2	480	67-159	.421	37-100	.370	49-58	.845	16	61	77	42	44-0	12	24	8	220	110.0

### 2018-19 Heat vs. Rockets

PLAYER	G-GS	MIN	FIELD GOALS		3-POINT FG		FT-FTA	PCT	REBOUNDS			AST	PF-DQ	STL	TO	BLK	PTS	AVG
			FG-FGA	PCT	FG-FGA	PCT			OFF	DEF	TOT							
Dragic	1-0	25	5-12	.417	3-6	.500	8-8	1.000	0	5	5	5	1-0	1	0	0	21	21.0
Richardson	2-2	75	15-30	.500	7-19	.368	3-4	.750	1	9	10	9	6-0	3	2	0	40	20.0
T. Johnson	1-1	32	6-10	.600	2-5	.400	5-9	.556	1	3	4	0	1-0	0	2	2	19	19.0
Winslow	1-1	31	7-13	.538	3-3	1.000	2-4	.500	3	4	7	8	3-0	0	3	0	19	19.0
Olynyk	2-1	55	12-22	.545	4-10	.400	0-0	---	5	9	14	4	8-0	1	5	0	28	14.0
J. Johnson	1-1	18	5-11	.455	0-1	.000	1-4	.250	0	5	5	3	2-0	1	0	0	11	11.0
Waide	2-0	52	10-32	.313	0-8	.000	2-2	1.000	0	5	5	4	1-0	2	4	0	22	11.0
Walters	1-1	32	4-7	.571	2-5	.400	1-2	.500	0	2	2	4	1-0	1	3	0	11	11.0
Jones	2-0	47	4-10	.400	1-3	.333	9-13	.692	8	5	13	1	5-0	3	0	2	18	9.0
Whiteside	1-1	24	4-8	.500	0-0	---	1-4	.250	6	11	17	2	1-0	2	2	0	9	9.0
Adebayo	2-1	53	4-11	.364	0-0	---	5-6	.833	4	8	12	9	7-0	1	2	13	6.5	
McGruder	2-1	30	2-6	.333	2-5	.400	2-2	1.000	0	1	1	1	4-0	0	0	8	4.0	
Ellington	1-0	5	0-2	.000	0-2	.000	0-0	---	0	0	0	0	0-0	0	0	0	0	0.0
HEAT	2	480	78-174	.448	24-67	.358	39-58	.672	28	67	95	50	40-0	15	23	6	219	109.5

# Milwaukee Bucks



## SEASON SERIES

	2018-19	All-Time	Playoffs
<b>Overall</b>	<b>0-2</b>	<b>58-69</b>	<b>0-0</b>
<b>Home</b>	<b>0-1</b>	<b>39-24</b>	<b>0-0</b>
<b>Away</b>	<b>0-1</b>	<b>18-42</b>	<b>0-0</b>
<b>Neutral</b>	<b>0-0</b>	<b>1-3</b>	<b>0-0</b>

### 2019-20 Season Series vs. Bucks

Thursday, Oct. 24 at Houston, 7 p.m.

Wednesday, March 25 at Milwaukee, 8:30 p.m.

#### Series Information

**Current Streak:** Lost 2

**Current Home Streak:** Lost 1

**Current Road Streak:** Lost 1

**Longest Winning Streak:** 8 (Dec. 31, 2004-Dec. 31, 2008)

**Longest Losing Streak:** 11 (Mar. 22, 1969-Feb. 24, 1971)

**Biggest Winning Margin:** 28 (2x: last 127-99; Feb. 17, 2010)

**Biggest Losing Margin:** 39 (115-76; Feb. 20, 2002)

**Most Points Scored:** 137 (Dec. 2, 1976)

**Most Points Allowed:** 143 (Dec. 31, 1969)

**Fewest Points Scored:** 76 (2x: last Feb. 20, 2002)

**Fewest Points Allowed:** 80 (2x: last Jan. 23, 2006)

### Season-by-Season Results

1968-69: 2-4	1984-85: 0-2	2001-02: 1-1	2017-18: 2-0
1969-70: 0-6	1985-86: 0-2	2002-03: 1-1	2018-19: 0-2
1970-71: 1-4	1986-87: 0-2	2003-04: 2-0	
1971-72: 0-5	1987-88: 2-0	2004-05: 1-1	
1972-73: 1-3	1988-89: 1-1	2005-06: 2-0	
1973-74: 0-4	1989-90: 1-1	2006-07: 2-0	
1974-75: 3-1	1990-91: 2-0	2007-08: 2-0	
1975-76: 2-2	1991-92: 1-1	2008-09: 1-1	
1976-77: 3-1	1992-93: 1-1	2009-10: 2-0	
1977-78: 1-3	1993-94: 1-1	2010-11: 1-1	
1978-79: 2-2	1994-95: 1-1	2011-12: 0-1	
1979-80: 1-1	1995-96: 2-0	2012-13: 1-1	
1980-81: 0-2	1996-97: 1-1	2013-14: 2-0	
1981-82: 1-1	1997-98: 1-1	2014-15: 2-0	
1982-83: 0-2	1999-00: 0-2	2015-16: 1-1	
1983-84: 1-1	2000-01: 2-0	2016-17: 1-1	

### 2018-19 Rockets vs. Bucks Game-by-Game Results

DATE	GAME	FG-A	PCT	3FG-A	PCT	FT-A	PCT	OR-DR-REB	AST	PF	ST	TO	BS	PTS
1/9	@ HOUSTON	32-85	.376	18-48	.375	27-32	.844	14-32-46	19	18	4	19	7	109
18.055	Milwaukee	44-91	.484	8-27	.296	20-24	.833	10-39-49	26	25	11	13	5	116
3/26	HOUSTON	36-99	.364	16-52	.308	6-7	.857	8-38-46	17	15	7	13	5	94
17.910	@ Milwaukee	42-94	.447	14-34	.412	10-13	.769	10-50-60	24	11	10	16	6	108

### 2018-19 Rockets vs. Bucks

PLAYER	G-GS	MIN	FIELD GOALS			FT-FTA	PCT	3-POINT FG			REBOUNDS			AST	PF-DQ	STL	TO	BLK	PTS	AVG
			FG-FGA	PCT	3FG-FGA			PCT	OFF	DEF	TOT									
Harden	2-2	79	22-56	.393	7-25	.280	14-16	.875	1	20	21	13	8-0	2	13	3	65	32.5		
Paul	1-1	32	7-18	.389	4-9	.444	1-1	1.000	3	6	9	4	1-0	0	2	0	19	19.0		
Capela	2-2	71	12-27	.444	0-0	---	11-13	.846	9	15	24	3	4-0	1	4	4	35	17.5		
Green	1-0	33	5-13	.385	3-10	.300	3-3	1.000	1	2	1	1-0	1	2	0	16	16.0			
House	2-1	53	6-15	.400	6-13	.462	0-0	---	1	8	9	1	4-0	0	1	2	18	9.0		
Rivers	2-1	59	6-14	.429	4-9	.444	2-2	1.000	2	4	6	2	9-0	1	1	1	18	9.0		
Shumpert	1-0	16	2-6	.333	2-5	.400	0-0	---	0	3	3	0	0-0	1	2	1	6	6.0		
Tucker	2-2	79	3-18	.167	3-15	.200	2-4	.500	5	8	13	9	6-0	3	3	1	11	5.5		
Clark	2-0	15	3-6	.500	3-6	.500	0-0	---	0	2	2	1	0-0	2	0	0	9	4.5		
Ennis	1-0	11	1-1	1.000	1-1	1.000	0-0	---	0	1	1	0	0-0	0	0	0	3	3.0		
Knight	1-0	7	1-2	.500	1-2	.500	0-0	---	0	1	1	0	0-0	0	0	0	3	3.0		
Chiozza	1-0	1	0-1	.000	0-0	---	0-0	---	0	0	0	0	0-0	0	0	0	0	0.0		
Gordon	1-1	23	0-7	.000	0-5	.000	0-0	---	0	1	1	1	0-0	0	3	0	0	0.0		
Hartenstein	1-0	1	0-0	---	0-0	---	0-0	---	0	0	0	1	0-0	0	0	0	0	0.0		
ROCKETS	2	480	68-184	.370	34-100	.340	33-39	.846	22	70	92	36	33-0	11	32	12	203	101.5		

### 2018-19 Bucks vs. Rockets

PLAYER	G-GS	MIN	FIELD GOALS			FT-FTA	PCT	3-POINT FG			REBOUNDS			AST	PF-DQ	STL	TO	BLK	PTS	AVG
			FG-FGA	PCT	3FG-FGA			PCT	OFF	DEF	TOT									
Brogdon	1-1	36	9-12	.750	0-1	.000	6-6	1.000	0	5	5	3	3-0	1	3	0	24	24.0		
Antetokounmpo	2-2	69	15-31	.484	4-0	.000	16-21	.762	6	29	35	9	5-0	2	8	1	46	23.0		
Bledsoe	2-2	58	14-30	.467	4-10	.400	1-2	.500	3	4	7	12	6-0	3	7	3	33	16.5		
Connaughton	1-0	31	4-5	.800	4-5	.800	2-2	1.000	2	5	7	4	0-0	2	2	2	14	14.0		
Middleton	2-2	69	11-37	.297	3-13	.231	3-4	.750	1	7	8	4	3-0	5	1	0	28	14.0		
Brown	2-1	48	9-20	.450	3-10	.300	0-0	---	1	13	14	7	3-0	2	1	1	21	10.5		
Lopez	2-2	64	8-15	.533	4-9	.444	0-0	---	0	11	11	2	7-0	2	3	4	20	10.0		
Ilyasova	2-0	33	7-13	.538	3-4	.750	0-0	---	3	8	11	1	4-0	0	1	0	17	8.5		
Wilson	1-0	16	3-5	.600	1-2	.500	0-0	---	1	5	6	0	0-0	0	1	0	7	7.0		
Frazier	1-0	1	0-0	---	0-0	---	0-0	---	0	0	0	0	1-0	0	0	0	0	0.0		
Hill	2-0	45	4-13	.308	0-3	.000	2-2	1.000	2	2	4	7	4-0	4	1	0	10	5.0		
Snell	1-0	7	2-3	.667	0-1	.000	0-0	---	0	0	0	1	0-0	0	0	0	4	4.0		
Colson	1-0	1	0-0	---	0-0	---	0-0	---	0	0	0	0	0-0	0	0	0	0	0.0		
Maker	1-0	3	0-1	.000	0-0	---	0-0	---	1	0	1	0	0-0	0	0	0	0	0.0		
BUCKS	2	480	86-185	.465	22-61	.361	30-37	.811	20	89	109	50	36-0	21	29	11	224	112.0		

# Minnesota Timberwolves



## SEASON SERIES

	2018-19	All-Time	Playoffs
<b>Overall</b>	<b>1-2</b>	<b>77-42</b>	<b>7-1</b>
<b>Home</b>	<b>1-0</b>	<b>43-15</b>	<b>5-0</b>
<b>Away</b>	<b>0-2</b>	<b>33-27</b>	<b>2-1</b>
<b>Neutral</b>	<b>0-0</b>	<b>1-0</b>	<b>0-0</b>

### 2019-20 Season Series vs. Timberwolves

Saturday, Nov. 16 at Minnesota, 7 p.m.  
 Saturday, Jan. 11 at Houston, 4 p.m.  
 Friday, Jan. 24 at Minnesota, 7 p.m.  
 Tuesday, March 10 at Houston, 7 p.m.

#### Series Information

**Current Streak:** Won 1  
**Current Home Streak:** Won 12  
**Current Road Streak:** Won 2  
**Longest Winning Streak:** 13 (Feb. 5, 2007-Jan. 24, 2011)  
**Longest Losing Streak:** 6 (Jan. 25, 2000-Jan. 1, 2001)  
**Biggest Winning Margin:** 31 (113-82; Jan. 11, 2008)  
**Biggest Losing Margin:** 32 (122-90; Mar. 30, 2000)  
**Most Points Scored:** 142 (Feb. 25, 2017)  
**Most Points Allowed:** 130 (Feb. 25, 2017)  
**Fewest Points Scored:** 75 (2x: last Dec. 16, 2003)

### Season-by-Season Results

1989-90: 2-2    2005-06: 2-2  
 1990-91: 5-0    2006-07: 2-2  
 1991-92: 3-2    2007-08: 3-0  
 1992-93: 4-2    2008-09: 4-0  
 1993-94: 4-1    2009-10: 3-0  
 1994-95: 3-2    2010-11: 3-1  
 1995-96: 2-2    2011-12: 1-3  
 1996-97: 4-0    2012-13: 2-1  
 1997-98: 1-3    2013-14: 3-1  
 1998-99: 2-1    2014-15: 4-0  
 1999-00: 0-4    2015-16: 3-0  
 2000-01: 2-2    2016-17: 3-1  
 2001-02: 2-2    2017-18: 4-0  
 2002-03: 2-2    2018-19: 1-2  
 2003-04: 2-2  
 2004-05: 1-2

### 2018-19 Rockets vs. Timberwolves Game-by-Game Results

DATE	GAME	FG-A	PCT	3FG-A	PCT	FT-A	PCT	OR-DR-REB	AST	PF	ST	TO	BS	PTS	
12/3	HOUSTON	32-74	.432	11-39	.282	16-19	.842	7-27	34	24	27	9	20	6	91
13.834	@ Minnesota	36-82	.439	11-22	.500	20-28	.714	13-29-42	22	16	11	14	7	103	
2/13	HOUSTON	40-98	.408	19-53	.358	12-13	.923	13-24-37	23	18	5	11	2	111	
15.131	@ Minnesota	49-90	.544	10-20	.500	13-17	.765	13-34-47	31	13	4	10	5	121	
3/17	@ HOUSTON	43-94	.457	21-50	.420	10-14	.714	10-34-44	29	25	9	10	3	117	
18.055	Minnesota	38-92	.413	10-32	.312	16-23	.696	15-37-52	22	13	5	14	4	102	

### 2018-19 Rockets vs. Timberwolves

PLAYER	G-GS	MIN	FIELD GOALS			3-POINT FG		FT-FTA	PCT	REBOUNDS			AST	PF-DQ	STL	TO	BLK	PTS	AVG
			FG-FGA	PCT	FG-FGA	PCT	OFF			DEF	TOT								
Harden	3-3	109	31-75	.413	15-41	.366	14-17	.824	2	9	11	24	11-0	3	14	1	91	30.3	
Capela	2-2	68	19-25	.760	0-0	---	6-7	.857	8	13	21	4	5-0	0	2	5	44	22.0	
Paul	3-3	101	13-33	.394	9-22	.409	11-12	.917	0	15	15	25	8-0	5	6	0	46	15.3	
Faried	1-1	30	5-12	.417	0-0	---	2-2	1.000	8	3	11	1	4-0	0	0	0	12	12.0	
Gordon	3-2	96	13-38	.342	9-27	.333	0-0	---	0	6	6	10	2-0	2	3	3	35	11.7	
House	2-0	41	7-10	.700	4-7	.571	2-4	.500	2	5	7	3	5-0	1	3	0	20	10.0	
Ennis	1-1	25	3-5	.600	1-3	.333	2-2	1.000	0	5	5	0	5-0	1	1	0	9	9.0	
Green	3-0	58	10-28	.357	6-19	.316	1-2	.500	1	2	3	1	4-0	3	3	0	27	9.0	
Shumpert	2-0	51	4-11	.364	2-8	.250	0-0	---	1	6	7	4	6-0	2	1	0	10	5.0	
Tucker	3-3	95	7-19	.368	5-15	.333	0-0	---	5	14	19	2	10-0	4	3	1	19	6.3	
Hilario	3-0	45	3-10	.300	0-0	---	0-0	---	3	6	9	2	10-0	2	2	1	6	2.0	
Clark	1-0	3	0-0	---	0-0	---	0-0	---	0	1	1	0	0-0	0	0	0	0	0.0	
ROCKETS	3	720	115-266	.432	51-142	.359	38-46	.826	30	85	115	76	70-0	23	41	11	319	106.3	

### 2018-19 Timberwolves vs. Rockets

PLAYER	G-GS	MIN	FIELD GOALS			3-POINT FG		FT-FTA	PCT	REBOUNDS			AST	PF-DQ	STL	TO	BLK	PTS	AVG
			FG-FGA	PCT	FG-FGA	PCT	OFF			DEF	TOT								
Towns	3-3	96	29-64	.453	6-12	.500	7-9	.778	9	21	30	14	11-0	3	9	5	71	23.7	
Teague	2-2	74	15-26	.577	3-5	.600	8-10	.800	1	7	8	19	3-0	2	2	0	41	20.5	
Okogie	2-2	67	15-29	.517	5-13	.385	2-6	.333	4	4	8	7	5-0	3	1	3	17	18.5	
Wiggins	2-2	66	12-28	.429	4-8	.500	2-5	.400	1	7	8	2	1-0	2	3	4	30	15.0	
Gibson	3-1	71	12-26	.462	0-1	.000	16-19	.842	13	16	29	4	5-0	1	2	1	40	13.3	
Covington	1-1	39	4-7	.571	2-4	.500	3-4	.750	0	6	6	3	0-0	2	2	13	13.0		
Deng	1-1	36	4-9	.444	1-4	.250	4-6	.667	3	5	8	4	2-0	0	2	1	13	13.0	
Conley	3-2	69	13-24	.542	5-7	.714	4-4	1.000	8	8	16	2	3-0	2	4	0	35	11.7	
Bates-Diop	1-0	17	3-5	.600	1-3	.333	0-0	---	0	2	2	1	1-0	1	1	0	7	7.0	
Rose	2-0	48	5-17	.294	0-2	.000	2-2	1.000	1	5	6	9	2-0	0	3	0	12	6.0	
Dieng	3-0	19	4-5	.800	1-2	.500	1-1	1.000	0	4	4	2	4-0	1	3	1	10	3.3	
Bayless	2-0	27	3-5	.600	0-1	.000	0-0	---	1	2	3	3	2-0	0	1	0	6	3.0	
Canaan	1-0	6	1-1	1.000	1-1	1.000	0-0	---	0	1	1	0	0-0	0	0	0	3	3.0	
Jones	2-1	41	2-10	.200	1-4	.250	0-2	.000	0	5	5	5	1-0	3	2	0	5	2.5	
Tolliver	2-0	27	1-5	.200	1-4	.250	0-0	---	0	5	5	0	1-0	0	1	3	1.5		
Reynolds	1-0	15	0-2	.000	0-2	.000	0-0	---	0	2	2	0	1-0	0	0	0	0	0.0	
Terrill	1-0	3	0-1	.000	0-1	.000	0-0	---	0	0	0	0	0-0	0	0	0	0	0.0	
TIMBERWOLVES	3	720	123-264	.466	31-74	.419	49-68	.721	41	100	141	75	42-0	20	38	16	326	108.7	

# New Orleans Pelicans



## SEASON SERIES

	2018-19	All-Time	Playoffs
<b>Overall</b>	<b>2-2</b>	<b>36-27</b>	<b>0-0</b>
<b>Home</b>	<b>0-2</b>	<b>21-11</b>	<b>0-0</b>
<b>Away</b>	<b>2-0</b>	<b>15-16</b>	<b>0-0</b>
<b>Neutral</b>	<b>0-0</b>	<b>0-0</b>	<b>0-0</b>

### 2019-20 Season Series vs. Pelicans

Wednesday, Oct. 17 at Houston, 7 p.m.  
 Saturday, Dec. 29 at New Orleans, 6 p.m.  
 Tuesday, Jan. 29 at Houston, 7 p.m.  
 Sunday, March 24 at New Orleans, 6 p.m.

### Series Information

**Current Streak:** Won 2  
**Current Home Streak:** Won 7  
**Current Road Streak:** Won 1  
**Longest Winning Streak:** 6 (Dec. 29, 2002-Mar. 25, 2005)  
**Longest Losing Streak:** 5 (Jan. 2, 2010-Jan. 14, 2011)  
**Biggest Winning Margin:** 22 (122-100; Dec. 16, 2016)  
**Biggest Losing Margin:** 28 (83-111; Jan. 2, 2015)  
**Most Points Scored:** 130 (Dec. 11, 2017)  
**Most Points Allowed:** 128 (Mar. 17, 2017)  
**Fewest Points Scored:** 69 (Mar. 19, 2008)

### Season-by-Season Results

2002-03: 1-1  
 2003-04: 2-0  
 2004-05: 3-1  
 2005-06: 1-3  
 2006-07: 1-3  
 2007-08: 2-2  
 2008-09: 3-1  
 2009-10: 1-3  
 2010-11: 1-3  
 2011-12: 2-1  
 2012-13: 3-1  
 2013-14: 3-1  
 2014-15: 2-2  
 2015-16: 3-1  
 2016-17: 3-1  
 2017-18: 3-1

### 2018-19 Rockets vs. Pelicans Game-by-Game Results

DATE	GAME	FG-A	PCT	3FG-A	PCT	FT-A	PCT	OR-DR-REB	AST	PF	ST	TO	BS	PTS
10/17	@ HOUSTON	39-92	.424	16-48	.333	18-24	.750	8-29-37	21	22	8	12	7	112
18.055	New Orleans	52-98	.531	10-25	.400	17-22	.773	14-40-54	36	25	8	12	3	131
12/29	HOUSTON	35-81	.432	16-46	.348	22-28	.786	8-31-39	21	20	9	12	7	108
17.555	@ New Orleans	41-92	.446	9-28	.321	13-17	.765	8-37-45	25	23	7	15	5	104
1/29	@ HOUSTON	40-101	.396	19-56	.339	17-24	.708	15-30-45	22	20	11	12	5	116
18.055	New Orleans	46-90	.511	9-31	.290	20-25	.800	13-42-55	27	17	8	17	9	121
3/24	HOUSTON	42-86	.488	21-49	.429	8-9	.889	13-37-50	24	16	10	19	5	113
17.048	@ New Orleans	38-92	.413	7-28	.250	7-10	.700	15-29-44	26	9	9	15	3	90

### 2018-19 Rockets vs. Pelicans

PLAYER	G-GS	MIN	FIELD GOALS			3-POINT FG			REBOUNDS			AST	PF-DQ	STL	TO	BLK	PTS	AVG
			FG-FGA	PCT	FG-FGA	PCT	FT-FTA	PCT	OFF	DEF	TOT							
Harden	4-4	136	35-84	.417	12-43	.279	26-33	.788	4	19	23	44	9-0	11	18	2	108	27.0
Paul	3-3	100	27-54	.500	10-20	.500	15-16	.938	1	20	21	19	10-1	6	4	2	79	26.3
Gordon	4-1	122	28-45	.622	13-24	.542	9-11	.818	1	12	13	9	0-0	3	5	1	78	19.5
Capeala	4-4	112	32-43	.744	0-0	---	3-9	.333	11	34	45	1	12-0	3	7	15	67	16.8
Green	1-0	32	5-14	.357	3-8	.375	1-1	1.000	0	3	3	2	3-0	1	0	10	14.0	
Ariza	4-4	130	15-35	.429	12-28	.429	5-5	1.000	1	12	13	7	11-0	3	1	1	47	11.8
Johnson	2-0	42	6-11	.545	2-5	.400	0-0	---	0	6	6	3	1-0	0	3	0	14	7.0
Nene	2-0	23	5-8	.625	0-0	---	1-2	.500	1	2	3	1	4-0	2	2	0	11	5.5
Anderson	4-2	77	7-22	.318	5-16	.313	2-2	1.000	3	10	13	1	7-0	2	3	2	21	5.3
Tucker	4-2	105	5-20	.250	5-17	.294	0-0	---	1	15	16	4	15-0	8	2	1	15	3.8
Mbah a Moute	3-0	72	3-16	.188	0-0	.000	4-7	.571	1	7	8	2	1-0	1	1	0	10	3.3
Black	1-0	8	0-0	---	0-0	---	0-0	---	0	1	1	0	1-0	0	1	0	0	0.0
ROCKETS	4	960	168-352	.477	62-169	.367	66-86	.767	24	141	165	93	74-1	40	52	24	464	116.0

### 2018-19 Pelicans vs. Rockets

PLAYER	G-GS	MIN	FIELD GOALS			3-POINT FG			REBOUNDS			AST	PF-DQ	STL	TO	BLK	PTS	AVG
			FG-FGA	PCT	FG-FGA	PCT	FT-FTA	PCT	OFF	DEF	TOT							
Davis	3-3	103	31-62	.500	1-5	.200	15-18	.833	4	28	32	7	5-0	2	4	10	78	26.0
Holiday	4-4	148	37-67	.552	6-17	.353	7-11	.636	5	14	19	24	12-0	10	16	3	87	21.8
Cousins	2-2	63	14-29	.483	2-5	.400	9-16	.563	3	24	27	19	8-0	4	9	0	39	19.5
Moore	4-4	134	30-52	.577	7-15	.467	0-0	---	4	14	18	11	8-0	4	7	1	67	16.8
Miller	4-2	125	18-37	.486	15-29	.517	3-3	1.000	2	8	10	6	10-0	2	5	0	54	13.5
Diallo	2-0	37	7-10	.700	0-0	---	7-8	.875	2	11	13	2	3-0	1	0	3	21	10.5
Clark	4-0	90	14-28	.500	3-8	.375	0-0	---	0	11	11	4	9-0	0	3	1	31	7.8
Mirovic	1-0	24	2-8	.250	1-5	.200	2-2	1.000	0	4	4	1	2-0	0	1	0	7	7.0
Rondo	2-2	59	5-13	.385	3-6	.500	0-0	---	2	11	13	18	4-0	1	9	0	13	6.5
Cunningham	1-0	14	2-4	.500	1-2	.500	0-0	---	2	1	3	0	2-0	1	0	0	5	5.0
Drew	2-0	23	4-8	.500	1-3	.333	0-0	---	1	0	1	3	2-0	0	2	0	9	4.5
Nelson	1-0	11	2-3	.667	0-1	.000	0-0	---	0	1	1	2	3-0	0	2	0	4	4.0
Liggins	3-2	65	4-11	.364	3-7	.429	0-0	---	0	8	8	4	7-0	2	2	2	11	3.7
Hill	1-0	16	1-4	.250	0-1	.000	0-0	---	2	0	2	4	0-0	0	0	0	2	2.0
Okafor	2-1	19	1-7	.143	0-0	---	0-0	---	3	1	4	0	0-0	0	1	0	2	1.0
Asik	1-0	12	0-0	---	0-0	---	0-0	---	0	1	1	0	2-0	0	0	0	0	0.0
Cooke	2-0	7	0-2	.000	0-0	.000	0-0	---	0	1	1	0	0-0	0	0	0	0	0.0
Jones	1-0	9	0-1	.000	0-0	.000	0-0	---	0	1	1	0	1-0	0	0	0	0	0.0
PELICANS	4	960	172-346	.497	43-105	.410	43-58	.741	30	139	169	105	78-0	28	62	21	430	107.5



# New York Knicks



## SEASON SERIES

	2018-19	All-Time	Playoffs
<b>Overall</b>	<b>2-0</b>	<b>73-70</b>	<b>6-4</b>
<b>Home</b>	<b>1-0</b>	<b>43-28</b>	<b>5-1</b>
<b>Away</b>	<b>1-0</b>	<b>29-41</b>	<b>1-3</b>
<b>Neutral</b>	<b>0-0</b>	<b>1-1</b>	<b>0-0</b>

### 2019-20 Season Series vs. Knicks

Monday, Feb. 24 at Houston, 7 p.m.  
Monday, March 2 at New York, 6 p.m.

### Series Information

**Current Streak:** Won 7  
**Current Home Streak:** Won 3  
**Current Road Streak:** Won 9  
**Longest Winning Streak:** 11 (Jan. 9, 2009-Jan. 8, 2015)  
**Longest Losing Streak:** 10 (Oct. 28, 1971-Jan. 12, 1973)  
**Biggest Winning Margin:** 31 (111-79; Jan. 8, 2004)  
**Biggest Losing Margin:** 30 (125-95; Feb. 11, 1993)  
**Most Points Scored:** 139 (Mar. 19, 1980)  
**Most Points Allowed:** 130 (Nov. 20, 1979)  
**Fewest Points Scored:** 74 (2x: last Feb. 22, 1998)  
**Fewest Points Allowed:** 71 (Jan. 21, 2004)

### Season-by-Season Results

1967-68: 1-6    1983-84: 0-2    2000-01: 2-0    2016-17: 2-0  
1968-69: 3-3    1984-85: 2-0    2001-02: 1-1    2017-18: 2-0  
1969-70: 1-5    1985-86: 2-0    2002-03: 0-2    2018-19: 2-0  
1970-71: 1-4    1986-87: 1-1    2003-04: 2-0  
1971-72: 0-5    1987-88: 1-1    2004-05: 1-1  
1972-73: 1-5    1988-89: 0-2    2005-06: 2-0  
1973-74: 4-2    1989-90: 1-1    2006-07: 2-0  
1974-75: 1-3    1990-91: 2-0    2007-08: 2-0  
1975-76: 3-2    1991-92: 1-1    2008-09: 1-1  
1976-77: 2-2    1992-93: 1-1    2009-10: 2-0  
1977-78: 2-2    1993-94: 2-0    2010-11: 2-0  
1978-79: 4-0    1994-95: 0-2    2011-12: 1-0  
1979-80: 3-3    1995-96: 0-2    2012-13: 2-0  
1980-81: 0-2    1996-97: 1-1    2013-14: 2-0  
1981-82: 1-1    1997-98: 1-1    2014-15: 2-0  
1982-83: 0-2    1999-00: 0-2    2015-16: 1-1

### 2018-19 Rockets vs. Knicks Game-by-Game Results

DATE	GAME	FG-A	PCT	3FG-A	PCT	FT-A	PCT	OR-DR-REB	AST	PF	ST	TO	BS	PTS
11/1	HOUSTON	42-88	.477	19-52	.365	16-21	.762	9-37-46	21	20	6	14	4	119
18,320	@ New York	39-90	.433	8-26	.308	11-13	.846	6-36-42	23	18	8	19	1	97
11/25	@ HOUSTON	41-94	.436	18-47	.383	17-22	.773	9-33-42	30	15	12	8	6	117
18,055	New York	42-85	.494	4-17	.235	14-19	.737	6-34-40	29	20	4	18	3	102

### 2018-19 Rockets vs. Knicks

PLAYER	G-GS	MIN	FIELD GOALS		3-POINT FG		FT-FTA	PCT	REBOUNDS			AST	PF-DQ	STL	TO	BLK	PTS	AVG
			FG-FGA	PCT	FG-FGA	PCT			OFF	DEF	TOT							
Harden	2-2	69	25-59	.424	10-33	.303	27-30	.900	7	16	23	12	5-0	6	8	1	87	43.5
Gordon	2-2	56	12-24	.500	6-13	.462	3-5	.600	0	6	6	1	4-0	3	2	0	33	16.5
Capela	1-1	24	5-7	.714	0-0	---	---	.500	2	13	15	0	3-0	0	0	1	12	12.0
Fariel	2-1	50	11-24	.458	0-2	.000	2-6	.333	5	8	13	1	4-0	4	3	3	24	12.0
Paul	1-1	24	4-9	.444	3-6	.500	0-0	---	0	4	4	10	1-0	1	1	0	11	11.0
Shumpert	1-0	24	3-7	.429	2-6	.333	2-4	.500	0	1	1	1	0-0	0	0	0	10	10.0
Ennis	1-0	27	2-5	.400	1-4	.250	3-4	.750	1	1	2	0	4-0	1	1	2	8	8.0
Green	2-0	48	5-17	.294	4-12	.333	2-2	1.000	1	6	7	2	4-0	0	0	2	16	8.0
Tucker	2-2	62	5-13	.385	4-11	.364	0-0	---	4	8	12	1	8-0	4	2	2	14	7.0
Rivers	2-1	57	5-15	.333	1-7	.143	0-0	---	1	3	4	7	4-0	1	1	1	11	5.5
Knox	1-0	7	1-4	.250	1-3	.333	0-0	---	0	0	0	1	1-0	0	0	0	3	3.0
House	1-0	11	1-2	.500	0-1	.000	0-0	---	0	3	3	0	3-0	1	0	0	2	2.0
Clark	2-0	21	1-5	.200	1-5	.200	0-0	---	1	1	2	0	5-0	2	0	0	3	1.5
ROCKETS	2	480	80-191	.419	33-103	.320	41-55	.745	22	70	92	36	46-0	23	19	12	234	117.0

### 2018-19 Knicks vs. Rockets

PLAYER	G-GS	MIN	FIELD GOALS		3-POINT FG		FT-FTA	PCT	REBOUNDS			AST	PF-DQ	STL	TO	BLK	PTS	AVG
			FG-FGA	PCT	FG-FGA	PCT			OFF	DEF	TOT							
Trier	1-0	33	12-18	.667	2-4	.500	5-5	1.000	2	8	10	3	4-0	1	3	0	31	31.0
Hardaway	1-1	35	6-16	.375	4-8	.500	5-5	1.000	1	3	4	1	3-0	0	0	0	21	21.0
Ellenson	1-0	23	6-8	.750	1-1	1.000	3-4	.750	0	7	7	0	3-0	0	0	2	16	16.0
Hezonja	1-1	42	6-11	.545	0-3	.000	4-6	.667	1	15	16	11	3-0	1	4	0	16	16.0
Mudray	1-1	28	4-9	.444	1-4	.250	5-6	.833	1	3	4	2	3-0	1	7	0	14	14.0
Knox	2-2	64	9-29	.310	3-12	.250	4-11	.364	1	12	13	1	3-0	0	3	2	25	12.5
Robinson	2-1	45	10-11	.909	0-0	---	4-6	.667	5	5	10	1	11-2	1	1	6	24	12.0
Vonleh	1-1	31	4-7	.571	0-0	---	2-4	.500	3	7	10	2	1-0	1	2	2	10	10.0
Garrett	1-0	25	3-7	.429	0-2	.000	2-2	1.000	0	1	1	2	2-0	1	1	1	8	8.0
Jenkins	1-0	25	2-5	.400	2-4	.500	2-2	1.000	0	3	3	5	2-0	0	3	0	8	8.0
Dotson	2-1	53	5-19	.263	3-12	.250	2-2	1.000	0	9	9	1	2-0	0	2	0	15	7.5
Kornet	1-0	19	3-7	.429	0-2	.000	0-0	---	0	5	5	2	1-0	0	2	2	6	6.0
Thomas	2-2	34	4-11	.364	1-3	.333	3-4	.750	1	6	7	0	0-0	1	0	1	12	6.0
Ntilikina	1-0	24	0-5	.000	0-2	.000	0-0	---	0	2	2	6	2-0	1	2	0	0	0.0
KNICKERBOCKERS	2	480	74-163	.454	17-57	.298	41-57	.719	15	86	101	37	40-1	8	35	13	206	103.0

# Oklahoma City Thunder



## SEASON SERIES

	2018-19	All-Time	Playoffs
<b>Overall</b>	<b>1-3</b>	<b>108-112</b>	<b>17-25</b>
<b>Home</b>	<b>1-1</b>	<b>67-40</b>	<b>12-9</b>
<b>Away</b>	<b>0-2</b>	<b>37-68</b>	<b>5-16</b>
<b>Neutral</b>	<b>0-0</b>	<b>4-4</b>	<b>0-0</b>

### 2019-20 Season Series vs. Thunder

Monday, Oct. 28 at Houston, 7 p.m.  
 Thursday, Jan. 9 at Oklahoma City, 8:30 p.m.  
 Monday, Jan. 20 at Houston, 4 p.m.

### Series Information

**Current Streak:** Lost 2  
**Current Home Streak:** Lost 1  
**Current Road Streak:** Lost 2  
**Longest Winning Streak:** 13 (Jan. 3, 2007-Dec. 19, 2009)  
**Longest Losing Streak:** 9 (Apr. 16, 1994-Apr. 15, 1996)  
**Biggest Winning Margin:** 40 (113-73; Apr. 13, 1997)  
**Biggest Losing Margin:** 56 (136-80; Dec. 6, 1986)  
**Most Points Scored:** 148 (Nov. 14, 1969)  
**Most Points Allowed:** 143 (Nov. 15, 1980)  
**Fewest Points Scored:** 69 (Nov. 16, 2014)  
**Fewest Points Allowed:** 65 (Nov. 16, 2014)

### Season-by-Season Results

1967-68: 3-5	1983-84: 3-2	1999-00: 1-3	2015-16: 2-2
1968-69: 3-3	1984-85: 3-2	2000-01: 2-2	2016-17: 3-1
1969-70: 4-2	1985-86: 3-2	2001-02: 2-2	2017-18: 1-2
1970-71: 5-1	1986-87: 1-4	2002-03: 2-2	2018-19: 1-3
1971-72: 3-3	1987-88: 3-2	2003-04: 1-3	
1972-73: 2-2	1988-89: 2-2	2004-05: 3-1	
1973-74: 1-3	1989-90: 2-2	2005-06: 3-1	
1974-75: 1-3	1990-91: 2-2	2006-07: 3-0	
1975-76: 2-2	1991-92: 1-3	2007-08: 4-0	
1976-77: 3-1	1992-93: 1-3	2008-09: 3-0	
1977-78: 0-4	1993-94: 2-2	2009-10: 3-1	
1978-79: 2-2	1994-95: 0-4	2010-11: 1-3	
1979-80: 1-1	1995-96: 0-4	2011-12: 2-2	
1980-81: 4-1	1996-97: 3-1	2012-13: 1-2	
1981-82: 2-3	1997-98: 1-3	2013-14: 1-3	
1982-83: 1-4	1998-99: 2-1	2014-15: 3-0	

### 2018-19 Rockets vs. Thunder Game-by-Game Results

DATE	GAME	FG-A	PCT	3FG-A	PCT	FT-A	PCT	OR-DR	REB	AST	PF	ST	TO	BS	PTS
11/8	HOUSTON	31-82	.378	11-42	.262	7-10	.700	12	27-39	16	26	9	17	3	80
18.203	@ Oklahoma City	36-81	.444	9-37	.243	17-24	.708	13	39-52	18	16	10	15	4	98
12/25	@ HOUSTON	44-97	.454	14-44	.318	11-17	.647	17	37-54	18	25	9	20	4	113
18.055	Oklahoma City	43-98	.439	9-30	.300	14-21	.667	18	34-52	23	22	12	15	11	109
2/9	@ HOUSTON	37-86	.430	16-45	.356	22-30	.733	7	32-39	18	26	10	12	7	112
18.061	Oklahoma City	40-89	.449	13-34	.382	24-30	.800	12	41-53	20	24	7	19	5	117
4/9	HOUSTON	38-88	.432	18-53	.340	17-20	.850	9	33-42	18	21	7	11	7	111
18.203	@ Oklahoma City	40-96	.417	16-41	.390	16-20	.800	18	38-56	20	19	5	12	2	112


### 2018-19 Rockets vs. Thunder

PLAYER	G-GS	MIN	FIELD GOALS			3-POINT FG			REBOUNDS			AST	PF-DQ	STL	TO	BLK	PTS	AVG
			FG-FGA	PCT	3FG-A	PCT	FT-FTA	PCT	OFF	DEF	TOT							
Harden	4-4	151	44-110	.400	20-59	.339	33-38	.868	4	22	26	16	12-0	6	20	3	141	35.3
Paul	3-3	105	18-38	.474	7-18	.389	9-10	.900	2	18	20	20	9-0	9	8	0	52	17.3
Fariel	1-1	31	8-11	.727	0-0	---	1-5	.200	3	9	12	2	3-0	1	3	0	17	17.0
Capela	3-3	101	24-37	.649	0-0	---	3-7	.429	16	24	40	9	9-0	2	6	5	51	17.0
Gordon	3-3	102	15-44	.341	8-30	.267	0-0	---	1	6	7	9	10-0	3	7	5	38	12.7
Green	4-0	64	10-28	.464	9-24	.375	2-3	.667	0	3	3	0	3-0	2	2	0	37	9.3
Rivers	3-0	68	7-16	.438	6-12	.500	3-6	.500	0	6	6	3	7-0	1	0	0	23	7.7
Tucker	4-4	136	10-21	.476	4-12	.333	4-6	.667	9	14	23	4	16-0	4	6	4	28	7.0
Ennis	1-1	24	2-7	.286	1-3	.333	1-1	1.000	3	0	3	0	5-0	0	0	0	6	6.0
House	2-1	49	3-10	.300	2-8	.250	1-1	1.000	2	4	6	3	4-0	2	1	1	9	4.5
Shumpert	1-0	24	1-5	.200	1-5	.200	0-0	---	0	4	4	0	4-0	1	1	1	3	3.0
Clark	1-0	27	1-6	.167	1-6	.167	0-0	---	1	3	4	0	0-0	0	0	0	3	3.0
Anthony	1-0	20	1-11	.091	0-6	.000	0-0	---	1	4	5	0	2-0	0	1	0	2	2.0
Chris	1-0	6	1-3	.333	0-1	.000	0-0	---	1	1	2	1	0-0	0	0	0	2	2.0
Hilario	3-0	46	2-5	.400	0-0	---	0-0	---	1	9	10	3	6-0	4	2	1	4	1.3
Hartenstein	1-0	6	0-1	.000	0-0	---	0-0	---	1	2	3	0	2-0	0	1	0	0	0.0
ROCKETS	4	960	150-353	.425	59-184	.321	57-77	.740	45	129	174	70	98-0	35	60	21	416	104.0

### 2018-19 Thunder vs. Rockets

PLAYER	G-GS	MIN	FIELD GOALS			3-POINT FG			REBOUNDS			AST	PF-DQ	STL	TO	BLK	PTS	AVG
			FG-FGA	PCT	3FG-A	PCT	FT-FTA	PCT	OFF	DEF	TOT							
George	4-4	156	38-93	.409	17-48	.354	27-33	.818	9	36	45	14	14-0	14	9	0	120	30.0
Westbrook	3-3	113	25-64	.391	7-21	.333	14-18	.778	5	28	33	30	10-0	6	19	2	71	23.7
Ferguson	4-4	114	20-38	.526	12-26	.462	1-1	1.000	1	11	12	4	16-0	1	4	2	53	13.3
Schroder	4-1	120	20-44	.455	3-13	.231	6-9	.667	4	12	16	12	8-0	2	11	1	51	12.8
Adams	4-4	144	21-40	.525	0-0	---	8-15	.533	20	19	39	8	6-0	4	4	2	50	12.5
Grant	4-0	136	16-37	.432	5-15	.333	7-8	.875	8	20	28	4	11-0	5	6	4	44	11.0
Felton	2-0	23	6-12	.500	1-4	.250	0-0	---	0	0	0	3	1-0	0	0	0	13	6.5
Diallo	2-0	25	5-7	.714	0-1	.000	1-4	.250	3	4	7	1	3-0	0	2	1	11	5.5
Morris	1-0	12	2-3	.667	0-0	---	1-2	.500	2	5	7	1	1-0	0	0	0	5	5.0
Patterson	3-0	24	2-8	.250	2-6	.333	2-2	1.000	1	2	3	1	1-0	1	1	0	8	2.7
Noel	4-0	48	4-8	.500	0-0	---	2-3	.667	4	9	13	1	5-0	1	2	8	10	2.5
Abrines	1-0	19	0-3	.000	0-3	.000	0-0	---	1	3	4	0	0-0	0	0	0	0	0.0
Burton	1-0	10	0-1	.000	0-1	.000	0-0	---	2	1	3	1	3-0	0	0	0	0	0.0
Luwawu-Cabarrot	1-0	1	0-0	---	0-0	---	0-0	---	0	0	0	0	0-0	0	0	0	0	0.0
Nader	3-0	1	0-0	.000	0-4	.000	0-0	---	1	2	3	1	2-0	0	1	0	0	0.0
THUNDER	4	960	159-364	.437	47-142	.331	71-95	.747	61	152	213	81	81-0	34	61	22	436	109.0

# Orlando Magic



## SEASON SERIES

	2018-19	All-Time	Playoffs
<b>Overall</b>	<b>1-1</b>	<b>33-28</b>	<b>4-0</b>
<b>Home</b>	<b>1-0</b>	<b>20-10</b>	<b>2-0</b>
<b>Away</b>	<b>0-1</b>	<b>13-18</b>	<b>2-0</b>
<b>Neutral</b>	<b>0-0</b>	<b>0-0</b>	<b>0-0</b>

### 2019-20 Season Series vs. Magic

Friday, Dec. 13 at Orlando, 6 p.m.  
 Sunday, March 8 at Houston, 6 p.m.

#### Series Information

**Current Streak:** Won 1  
**Current Home Streak:** Won 7  
**Current Road Streak:** Lost 1  
**Longest Winning Streak:** 6 (Jan. 8, 2003-Jan. 24, 2005)  
**Longest Losing Streak:** 12 (Nov. 23, 1994-Feb. 16, 2001)  
**Biggest Winning Margin:** 24 (2x; last: 128-104; Feb. 7, 2017)  
**Biggest Losing Margin:** 32 (114-82; Mar. 30, 1991)  
**Most Points Scored:** 146 (Apr. 8, 1990)  
**Most Points Allowed:** 126 (Dec. 20, 1990)  
**Fewest Points Scored:** 74 (2x; last Nov. 8, 2005)  
**Fewest Points Allowed:** 76 (Nov. 8, 2005)

### Season-by-Season Results

1989-90: 2-0    2005-06: 1-1  
 1990-91: 3-2    2006-07: 2-0  
 1991-92: 2-0    2007-08: 1-1  
 1992-93: 1-1    2008-09: 2-0  
 1993-94: 1-1    2009-10: 0-2  
 1994-95: 0-2    2010-11: 0-2  
 1995-96: 0-2    2011-12: 0-1  
 1996-97: 0-2    2012-13: 2-0  
 1997-98: 0-2    2013-14: 2-0  
 1998-99: 0-1    2014-15: 1-1  
 1999-00: 0-2    2015-16: 1-1  
 2000-01: 1-1    2016-17: 2-0  
 2001-02: 0-2    2017-18: 2-0  
 2002-03: 0-2    2018-19: 1-1  
 2003-04: 2-0  
 2004-05: 2-0

### 2018-19 Rockets vs. Magic Game-by-Game Results

DATE	GAME	FG-A	PCT	3FG-A	PCT	FT-A	PCT	OR-DR-REB	AST	PF	ST	TO	BS	PTS	
1/13	HOUSTON	38-86	.442	10-42	.238	23-27	.852	23-27	852	20	21	7	10	1	109
16,982	@ Orlando	41-85	.482	9-24	.375	25-28	.893	12-33-45	25	21	6	11	2	116	
1/27	@ HOUSTON	38-80	.475	12-36	.333	15-21	.714	3-36-39	20	19	8	13	7	103	
18,055	Orlando	39-97	.402	10-35	.286	10-17	.588	18-38-56	23	18	10	15	4	98	

### 2018-19 Rockets vs. Magic

PLAYER	G-GS	MIN	FIELD GOALS				3-POINT FG				REBOUNDS			AST	PF-DQ	STL	TO	BLK	PTS	AVG
			FG-FGA	PCT	FG-FGA	PCT	FT-FTA	PCT	OFF	DEF	TOT									
Harden	2-2	80	25-59	.424	5-29	.172	23-25	.920	3	17	20	18	6-0	5	9	3	78	39.0		
Capela	1-1	36	8-12	.667	0-0	---	1-2	.500	4	6	10	3	2-0	0	0	0	0	17	17.0	
Gordon	1-1	37	6-14	.429	4-8	.500	0-0	---	0	5	5	2	4-0	0	2	0	16	16.0		
Rivers	2-1	58	12-21	.571	4-11	.364	1-1	1.000	1	0	1	2	6-0	1	1	1	29	14.5		
House	1-1	30	5-13	.385	4-7	.571	0-0	---	0	1	1	2	2-0	0	1	0	14	14.0		
Faried	1-1	36	5-9	.556	0-0	---	2-5	.400	2	8	10	5	4-0	2	2	0	12	12.0		
Paul	1-1	25	4-8	.500	2-5	.400	2-2	1.000	0	5	5	6	1-0	3	3	0	12	12.0		
Tucker	2-2	78	4-11	.364	1-7	.143	4-4	1.000	2	8	10	0	8-0	3	1	0	13	6.5		
Green	2-0	29	3-13	.231	2-11	.182	1-3	.333	0	2	2	1	4-0	0	1	1	9	4.5		
Hilario	1-0	12	2-3	.667	0-0	---	0-0	---	0	1	1	0	0-0	0	0	2	4	4.0		
Ennis	2-0	38	2-3	.667	0-0	---	2-4	.500	0	6	6	1	2-0	1	1	1	6	3.0		
Chriss	1-0	11	0-0	---	0-0	---	2-2	1.000	0	4	4	0	1-0	0	2	0	2	2.0		
Clark	1-0	10	0-0	---	0-0	---	0-0	---	0	2	2	0	0-0	0	0	0	0	0.0		
ROCKETS	2	480	76-166	.458	22-78	.282	38-48	.792	12	65	77	40	40-0	15	23	8	212	106.0		

### 2018-19 Magic vs. Rockets

PLAYER	G-GS	MIN	FIELD GOALS				3-POINT FG				REBOUNDS			AST	PF-DQ	STL	TO	BLK	PTS	AVG
			FG-FGA	PCT	FG-FGA	PCT	FT-FTA	PCT	OFF	DEF	TOT									
Gordon	2-2	75	17-33	.515	5-11	.455	6-7	.857	4	14	18	9	3-0	2	7	0	45	22.5		
Vucevic	2-2	69	17-35	.486	1-5	.200	6-8	.750	10	16	26	11	8-0	3	6	1	41	20.5		
Fournier	2-2	68	14-27	.519	3-8	.375	6-6	1.000	1	7	8	4	7-0	2	0	0	37	18.5		
Ross	2-0	59	12-30	.400	5-17	.294	3-4	.750	2	8	10	4	1-0	1	1	1	32	16.0		
Augustin	2-2	59	6-16	.375	3-9	.333	4-9	.444	1	5	6	6	3-0	2	2	0	19	9.5		
Iwundu	1-0	15	2-8	.250	0-1	.000	4-5	.800	3	1	4	0	2-0	1	0	1	8	8.0		
Birch	1-0	13	3-4	.750	0-0	---	1-1	1.000	2	1	3	2	2-0	0	0	1	7	7.0		
Isaac	2-2	54	5-14	.357	1-3	.333	3-3	1.000	4	10	14	5	2-0	2	2	3	14	7.0		
Briscoe	1-0	17	2-5	.400	1-2	.500	0-0	---	0	2	2	1	5-0	0	0	0	5	5.0		
Grant	1-0	20	1-3	.333	0-2	.000	2-2	1.000	2	3	5	5	2-0	3	0	0	4	4.0		
Simmons	1-0	17	1-5	.200	0-1	.000	0-0	---	1	4	5	1	1-0	0	2	0	2	2.0		
Bamba	1-0	14	0-2	.000	0-0	---	0-0	---	0	0	0	0	3-0	0	1	0	0	0.0		
MAGIC	2	480	80-182	.440	19-59	.322	35-45	.778	30	71	101	48	39-0	16	26	6	214	107.0		

# Philadelphia 76ers



## SEASON SERIES

	2018-19	All-Time	Playoffs
<b>Overall</b>	<b>1-1</b>	<b>73-70</b>	<b>2-4</b>
<b>Home</b>	<b>1-0</b>	<b>44-26</b>	<b>1-2</b>
<b>Away</b>	<b>0-1</b>	<b>26-41</b>	<b>1-2</b>
<b>Neutral</b>	<b>0-0</b>	<b>3-3</b>	<b>0-0</b>

### 2019-20 Season Series vs. Sixers

Friday, Jan. 3 at Houston, 7 p.m.  
 Tuesday, March 31 at Philadelphia, 6:30 p.m.

#### Series Information

**Current Streak:** Won 1  
**Current Home Streak:** Won 1  
**Current Road Streak:** Lost 1  
**Longest Winning Streak:** 11 (Feb. 20, 1992-Jan. 10, 1997)  
**Longest Losing Streak:** 5 (3x: last Dec. 28, 1982-Jan. 11, 1985)  
**Biggest Winning Margin:** 50 (124-74; Mar. 18, 2007)  
**Biggest Losing Margin:** 33 (134-101; Mar. 5, 1968)  
**Most Points Scored:** 149 (Feb. 16, 1993)  
**Most Points Allowed:** 159 (Jan. 25, 1970)  
**Fewest Points Scored:** 73 (Dec. 8, 1999)  
**Fewest Points Allowed:** 66 (Nov. 17, 2003)

### Season-by-Season Results

1967-68: 1-6	1983-84: 0-2	2000-01: 1-1	2016-17: 2-0
1968-69: 2-4	1984-85: 1-1	2001-02: 1-1	2017-18: 1-1
1969-70: 2-4	1985-86: 1-1	2002-03: 2-0	2018-19: 1-1
1970-71: 2-3	1986-87: 0-2	2003-04: 2-0	
1971-72: 4-1	1987-88: 1-1	2004-05: 2-0	
1972-73: 5-1	1988-89: 0-2	2005-06: 1-1	
1973-74: 4-2	1989-90: 1-1	2006-07: 2-0	
1974-75: 2-2	1990-91: 2-0	2007-08: 0-2	
1975-76: 3-2	1991-92: 1-1	2008-09: 0-2	
1976-77: 1-3	1992-93: 2-0	2009-10: 1-1	
1977-78: 2-2	1993-94: 2-0	2010-11: 0-2	
1978-79: 0-4	1994-95: 2-0	2011-12: 1-0	
1979-80: 2-4	1995-96: 2-0	2012-13: 1-1	
1980-81: 0-2	1996-97: 2-0	2013-14: 1-1	
1981-82: 1-1	1997-98: 1-1	2014-15: 2-0	
1982-83: 0-2	1999-00: 1-1	2015-16: 2-0	

### 2018-19 Rockets vs. Sixers Game-by-Game Results

DATE	GAME	FG-A	PCT	3FG-A	PCT	FT-A	PCT	OR-DR-REB	AST	PF	ST	TO	BS	PTS
1/21	@HOUSTON	31-86	.360	11-42	.262	20-26	.769	6-32-38	14	25	9	12	6	93
20.313	@Philadelphia	43-88	.489	8-23	.348	27-33	.818	10-45-55	21	22	9	13	14	121
3/8	@HOUSTON	42-85	.494	13-41	.317	10-15	.667	7-36-43	22	18	13	17	0	107
18.055	Philadelphia	35-95	.368	3-26	.115	18-23	.783	22-37-59	20	17	9	18	4	91


### 2018-19 Rockets vs. Sixers

PLAYER	G-GS	MIN	FIELD GOALS			FT-FTA	PCT	REBOUNDS			AST	PF-DQ	STL	TO	BLK	PTS	AVG	
			FG-FGA	PCT	3FG-FGA			PCT	OFF	DEF								TOT
Harden	2-2	63	23-48	.479	9-24	.375	13-15	2	14	16	10	7-0	3	11	2	68	34.0	
Capela	1-1	29	8-12	.667	0-0	---	2-5	0	7	9	0	0-0	4	2	0	18	18.0	
Green	2-0	55	11-26	.423	4-16	.250	6-6	1	3	4	2	3-0	1	2	0	32	16.0	
Faried	1-0	23	5-7	.714	1-2	.500	2-4	0	6	6	0	4-0	0	2	0	13	13.0	
Gordon	2-2	56	8-23	.348	7-16	.438	2-3	0	5	5	5	2-0	0	2	0	25	12.5	
Ennis	1-0	31	2-7	.286	0-1	.000	3-3	1	3	4	2	3-0	4	1	0	7	7.0	
Shumpert	1-0	18	1-4	.250	1-3	.333	0-0	---	0	3	3	0	4-0	0	0	3	3.0	
Rivers	2-1	55	4-14	.286	0-6	.000	0-2	0	3	3	5	8-0	1	1	0	8	4.0	
Chris	1-0	8	1-3	.333	0-1	.000	2-2	1	0	1	1	1-0	0	1	1	4	4.0	
Hilario	2-1	18	4-5	.800	0-0	---	0-0	---	2	5	7	0	3-0	0	0	8	4.0	
Paul	1-1	28	2-8	.250	0-3	.000	0-0	---	0	3	3	8	2-0	2	3	0	4.0	
Tucker	2-2	59	2-6	.333	1-4	.250	0-0	---	3	6	9	2	4-0	7	1	1	5.25	
Jones	1-0	4	1-3	.333	0-2	.000	0-1	.000	0	4	4	0	1-0	0	0	2	2.0	
Clark	2-0	21	1-3	.333	1-3	.333	0-0	---	1	3	4	1	1-0	0	0	2	3.5	
Edwards	1-0	12	0-2	.000	0-2	.000	0-0	---	0	1	1	0	0-0	0	0	0	0.0	
ROCKETS	2	480	73-171	.427	24-83	.289	30-41	.732	13	68	81	36	43-0	22	29	6	200	100.0

### 2018-19 Sixers vs. Rockets

PLAYER	G-GS	MIN	FIELD GOALS			FT-FTA	PCT	REBOUNDS			AST	PF-DQ	STL	TO	BLK	PTS	AVG	
			FG-FGA	PCT	3FG-FGA			PCT	OFF	DEF								TOT
Embid	1-1	27	9-16	.563	0-1	.000	14-17	824	3	11	14	2	3-0	2	2	3	32	32.0
Harris	1-1	34	10-15	.667	2-4	.500	0-0	---	1	8	9	0	1-0	0	0	0	22	22.0
Butler	1-1	34	8-18	.444	0-2	.000	3-4	.750	7	2	9	3	0-0	0	3	2	19	19.0
Shamet	1-0	20	7-13	.538	3-6	.500	1-1	1.000	0	1	1	0	3-0	0	1	0	18	18.0
McConnell	2-0	45	11-22	.500	0-0	---	3-4	.750	0	4	4	4	3-0	2	3	1	25	12.5
B. Simmons	2-2	61	9-27	.333	0-0	---	6-7	.857	4	11	15	16	6-0	3	9	3	24	12.0
Brewer	1-1	33	5-10	.500	0-1	.000	1-2	.500	0	3	3	1	3-0	2	3	2	11	11.0
Redick	2-2	56	6-21	.286	2-14	.143	5-5	1.000	1	5	6	2	0-0	4	1	1	19	9.5
Chandler	1-1	27	4-4	1.000	1-1	1.000	0-0	---	1	13	14	3	1-0	0	1	0	9	9.0
Ennis	1-0	14	1-5	.200	0-2	.000	4-4	1.000	3	4	7	0	2-0	0	1	0	6	6.0
Korkmaz	1-0	11	2-4	.500	2-4	.500	0-0	---	0	1	1	1	1-0	0	1	0	6	6.0
Scott	1-0	23	1-7	.143	0-5	.000	3-4	.750	1	5	6	0	3-0	0	0	0	5	5.0
A. Johnson	2-1	22	3-9	.333	1-3	.333	1-2	.500	5	3	8	2	6-0	1	4	0	8	4.0
Patton	1-0	10	2-3	.667	0-0	---	0-0	---	0	1	1	0	3-0	2	0	0	4	4.0
Muscala	1-0	24	0-3	.000	0-3	.000	2-2	1.000	1	4	5	1	1-0	0	0	1	2	2.0
J. Simmons	1-0	5	0-2	.000	0-0	---	1-2	.500	0	0	0	1	0-0	0	0	0	1	1.0
Bolden	2-0	34	0-4	.000	0-3	.000	1-2	.500	5	6	11	5	3-0	2	2	5	1	0.5
76ERS	2	480	78-183	.426	11-49	.224	45-66	.804	32	82	114	41	39-0	18	31	18	212	106.0

# Phoenix Suns



## SEASON SERIES

	2018-19	All-Time	Playoffs
<b>Overall</b>	<b>3-0</b>	<b>106-107</b>	<b>8-6</b>
<b>Home</b>	<b>2-0</b>	<b>65-42</b>	<b>4-3</b>
<b>Away</b>	<b>1-0</b>	<b>40-65</b>	<b>4-3</b>
<b>Neutral</b>	<b>0-0</b>	<b>1-0</b>	<b>0-0</b>

### 2019-20 Season Series vs. Suns

Saturday, Dec. 7 at Houston, 7 p.m.  
 Saturday, Dec. 21 at Phoenix, 8 p.m.  
 Friday, Feb. 7 at Phoenix, 8 p.m.  
 Monday, April 13, at Houston, 7 p.m.

### Series Information

**Current Streak:** Won 11  
**Current Home Streak:** Won 6  
**Current Road Streak:** Won 10  
**Longest Winning Streak:** 11 (Dec. 21, 2016-Apr. 7, 2019)  
**Longest Losing Streak:** 7 (2x: last Apr. 1, 2009-Mar. 8, 2011)  
**Biggest Winning Margin:** 36 (149-113; Apr. 4, 2019)  
**Biggest Losing Margin:** 34 (109-75; Feb. 16, 2006)  
**Most Points Scored:** 149 (Apr. 7, 2019)  
**Most Points Allowed:** 146 (Mar. 9, 1969)  
**Fewest Points Scored:** 71 (Apr. 25, 1999)

### Season-by-Season Results

1968-69: 7-1	1984-85: 4-1	2000-01: 1-3	2016-17: 4-0
1969-70: 0-7	1985-86: 3-2	2001-02: 2-2	2017-18: 4-0
1970-71: 4-2	1986-87: 3-2	2002-03: 3-1	2018-19: 3-0
1971-72: 1-3	1987-88: 4-1	2003-04: 1-3	
1972-73: 2-2	1988-89: 1-3	2004-05: 2-2	
1973-74: 2-2	1989-90: 2-2	2005-06: 0-3	
1974-75: 2-2	1990-91: 3-1	2006-07: 1-3	
1975-76: 0-4	1991-92: 1-3	2007-08: 2-2	
1976-77: 3-1	1992-93: 2-2	2008-09: 2-1	
1977-78: 1-3	1993-94: 2-2	2009-10: 0-4	
1978-79: 2-2	1994-95: 3-1	2010-11: 1-2	
1979-80: 1-1	1995-96: 3-1	2011-12: 2-2	
1980-81: 1-4	1996-97: 2-2	2012-13: 2-2	
1981-82: 3-2	1997-98: 1-3	2013-14: 2-1	
1982-83: 0-5	1998-99: 2-2	2014-15: 3-1	
1983-84: 2-3	1999-00: 2-2	2015-16: 2-1	

### 2018-19 Rockets vs. Suns Game-by-Game Results

DATE	GAME	FG-A	PCT	3FG-A	PCT	FT-A	PCT	OR-DR-REB	AST	PF	ST	TO	BS	PTS
15,740	HOUSTON	43-87	.494	13-41	.317	19-25	.760	12-31-43	19	19	13	14	2	118
3/15	@ HOUSTON	45-84	.536	7-25	.280	13-18	.722	9-29-38	29	20	9	17	1	110
18,055	Phoenix	36-83	.434	11-40	.275	25-33	.758	7-35-42	18	20	13	14	6	108
4/7	@ HOUSTON	38-89	.427	7-26	.269	19-25	.760	15-34-49	22	21	9	21	4	102
18,055	Phoenix	53-100	.533	27-57	.474	16-21	.762	12-40-52	34	16	12	9	5	149
	Phoenix	43-93	.462	11-34	.324	16-21	.762	8-34-42	26	18	8	13	0	113

### 2018-19 Rockets vs. Suns

PLAYER	G-GS	MIN	FIELD GOALS		3-POINT FG		FT-FTA	PCT	REBOUNDS			AST	PF-DQ	STL	TO	BLK	PTS	AVG
			FG-FGA	PCT	FG-FGA	PCT			OFF	DEF	TOT							
Harden	3-3	109	37-65	.569	13-30	.433	28-35	.800	0	30	30	26	9-0	11	15	4	115	38.3
Gordon	2-2	58	15-32	.469	11-23	.478	4-5	.800	0	5	5	3	2-0	1	2	0	45	22.5
Capela	2-2	58	13-18	.722	0-0	---	10-13	.769	10	14	24	4	4-0	2	1	2	36	18.0
House	2-1	57	11-18	.611	7-12	.583	2-2	1.000	0	9	9	1	5-0	2	1	1	31	15.5
Emnis	1-1	34	5-11	.455	3-8	.375	0-0	---	1	1	2	2	3-0	4	0	0	13	13.0
Paul	2-2	59	7-18	.389	4-9	.444	6-7	.857	0	8	8	13	1-0	10	8	0	24	12.0
Faried	3-1	58	14-21	.667	0-1	.000	5-8	.625	11	12	23	1	5-0	0	2	33	11.0	
Rivers	3-0	71	9-22	.409	3-12	.250	1-5	.200	0	3	3	9	5-0	1	2	0	22	7.3
Hilario	2-0	28	6-9	.667	0-1	.000	2-2	1.000	2	2	4	3	5-0	0	0	1	14	7.0
Clark	1-0	8	2-4	.500	2-4	.500	0-0	---	2	2	4	0	0-0	0	0	0	6	6.0
Tucker	3-3	88	5-23	.217	5-18	.278	2-2	1.000	5	10	15	5	8-0	7	1	0	17	5.7
Shumpert	2-0	39	3-8	.375	2-5	.400	0-0	---	0	4	4	3	3-0	0	1	0	8	4.0
Green	3-0	48	5-20	.250	1-14	.071	0-0	---	0	5	5	0	5-0	0	3	2	11	3.7
Chiozza	1-0	5	0-1	.000	0-1	.000	0-0	---	0	1	1	1	0-0	0	0	1	0	0.0
ROCKETS	3	720	132-270	.489	51-138	.370	60-79	.759	31	106	137	71	55-0	38	37	13	375	125.0

### 2018-19 Suns vs. Rockets

PLAYER	G-GS	MIN	FIELD GOALS		3-POINT FG		FT-FTA	PCT	REBOUNDS			AST	PF-DQ	STL	TO	BLK	PTS	AVG
			FG-FGA	PCT	FG-FGA	PCT			OFF	DEF	TOT							
Booker	2-2	70	16-34	.471	1-9	.111	15-18	.833	3	9	12	12	5-0	0	5	0	48	24.0
Oubre	2-1	72	17-27	.630	6-9	.667	5-6	.833	2	5	7	4	5-0	8	3	45	22.5	
Jackson	3-2	96	21-50	.420	4-13	.308	4-8	.500	7	11	18	9	7-0	3	6	1	50	16.7
Ayton	2-2	66	14-25	.560	0-1	.000	4-5	.800	7	18	25	3	3-0	1	9	1	32	16.0
Melton	1-0	22	5-8	.625	1-2	.500	1-1	1.000	1	3	4	6	1-0	0	4	0	12	12.0
Crawford	3-0	76	12-28	.429	6-17	.353	5-5	1.000	0	8	8	18	2-0	1	7	0	35	11.7
Bender	2-2	57	9-20	.450	1-5	.200	4-8	.500	3	11	14	2	5-0	3	3	0	23	11.5
Holmes	2-0	29	9-15	.600	0-0	---	5-8	.625	3	10	13	0	6-0	0	1	0	23	11.5
Bridges	3-2	117	11-27	.407	4-15	.267	2-2	1.000	3	12	15	11	10-0	4	4	0	28	9.3
Spalding	1-1	24	4-7	.571	0-1	.000	0-0	---	0	4	4	0	5-0	2	1	0	9	9.0
Okobo	2-2	44	6-13	.462	0-3	.000	0-0	---	1	4	5	7	3-0	2	5	0	14	7.0
Daniels	2-1	42	2-11	.182	2-9	.222	0-0	---	1	2	3	4	7-0	2	1	0	6	3.0
Fredette	1-0	5	0-1	.000	0-1	.000	0-0	---	1	0	1	1	0-0	0	0	0	0	0.0
SUNS	3	720	126-266	.474	25-85	.294	48-64	.750	32	97	129	77	59-0	26	51	5	325	108.3

# Portland Trail Blazers



## SEASON SERIES

	2018-19	All-Time	Playoffs
<b>Overall</b>	<b>1-2</b>	<b>110-86</b>	<b>12-8</b>
<b>Home</b>	<b>1-1</b>	<b>63-34</b>	<b>8-2</b>
<b>Away</b>	<b>0-1</b>	<b>45-52</b>	<b>4-6</b>
<b>Neutral</b>	<b>0-0</b>	<b>2-0</b>	<b>0-0</b>

### 2019-20 Season Series vs. Blazers

Monday, Nov. 18 at Houston, 7 p.m.  
 Wednesday, Jan. 15 at Houston, 8:30 p.m.  
 Wednesday, Jan. 29 at Portland, 9 p.m.  
 Sunday, March 15 at Portland, 2:30 p.m.

### Series Information

**Current Streak:** Lost 1  
**Current Home Streak:** Won 1  
**Current Road Streak:** Lost 1  
**Longest Winning Streak:** 9 (Dec. 9, 2003-Mar. 5, 2006)  
**Longest Losing Streak:** 9 (Nov. 11, 1982-Mar. 31, 1984)  
**Biggest Winning Margin:** 30 (99-69; Jan. 26, 2007)  
**Biggest Losing Margin:** 40 (111-71; Mar. 7, 1999)  
**Most Points Scored:** 136 (Nov. 16, 1970)  
**Most Points Allowed:** 141 (Mar. 16, 1973)  
**Fewest Points Scored:** 66 (Apr. 8, 2003)

### Season-by-Season Results

1970-71: 4-0    1986-87: 2-3    2002-03: 1-3    2018-19: 1-2  
 1971-72: 4-2    1987-88: 4-1    2003-04: 3-1  
 1972-73: 2-2    1988-89: 3-1    2004-05: 4-0  
 1973-74: 3-1    1989-90: 1-3    2005-06: 2-1  
 1974-75: 2-2    1990-91: 0-4    2006-07: 2-2  
 1975-76: 3-1    1991-92: 3-1    2007-08: 4-0  
 1976-77: 3-1    1992-93: 1-3    2008-09: 2-1  
 1977-78: 2-2    1993-94: 4-0    2009-10: 2-2  
 1978-79: 3-1    1994-95: 1-3    2010-11: 1-2  
 1979-80: 1-1    1995-96: 2-2    2011-12: 3-0  
 1980-81: 3-2    1996-97: 2-2    2012-13: 2-2  
 1981-82: 4-1    1997-98: 1-3    2013-14: 3-1  
 1982-83: 0-5    1998-99: 2-1    2014-15: 1-2  
 1983-84: 1-4    1999-00: 2-2    2015-16: 2-2  
 1984-85: 3-2    2000-01: 1-3    2016-17: 2-1  
 1985-86: 3-2    2001-02: 1-3    2017-18: 4-0

### 2018-19 Rockets vs. Blazers Game-by-Game Results

DATE	GAME	FG-A	PCT	3FG-A	PCT	FT-A	PCT	OR-DR-REB	AST	PF	ST	TO	BS	PTS
10/30	@ HOUSTON	31-96	.323	10-43	.233	13-23	.565	20-29-49	18	25	7	12	9	85
18,055	Portland	38-80	.475	8-20	.400	20-23	.870	7-44-51	17	19	4	20	4	104
12/11	@ HOUSTON	42-85	.494	9-29	.310	18-27	.667	12-30-42	22	21	9	7	5	111
18,055	Portland	38-87	.437	10-25	.400	18-21	.857	13-31-44	20	17	1	14	4	104
1/5	HOUSTON	39-84	.464	13-38	.342	10-12	.833	10-30-40	13	22	6	12	5	101
19,577	@ Portland	43-94	.457	9-28	.321	15-20	.750	17-30-47	27	11	7	9	2	110

### 2018-19 Rockets vs. Blazers


PLAYER	G-GS	MIN	FIELD GOALS			3-POINT FG		FT-FTA	PCT	REBOUNDS			AST	PF-DQ	STL	TO	BLK	PTS	AVG
			FG-FGA	PCT	FG-FGA	PCT	OFF			DEF	TOT								
Harden	2-2	69	23-56	.411	9-26	.346	12-14	.857	0	6	6	11	8-0	2	9	1	67	33.5	
Rivers	1-1	42	8-15	.533	5-10	.500	0-0	---	0	1	1	1	5-0	0	1	0	21	21.0	
Paul	2-2	71	8-31	.258	2-12	.167	10-12	.833	4	12	16	19	7-0	5	3	1	28	14.0	
Capela	3-3	92	17-30	.567	0-0	---	6-16	.375	18	24	42	5	9-1	2	8	5	40	13.3	
Gordon	2-2	70	10-31	.323	2-13	.154	4-7	.571	3	4	7	5	5-0	0	0	0	26	13.0	
Clark	1-0	19	4-9	.444	3-7	.429	0-0	---	2	2	4	1	2-0	0	0	1	11	11.0	
Green	3-0	75	12-26	.462	5-17	.294	0-0	---	5	6	11	3	5-0	1	3	3	29	9.7	
House	2-1	45	7-14	.500	2-7	.286	3-4	.750	0	9	9	1	0-0	3	0	1	19	9.5	
Anthony	1-1	31	2-12	.167	0-2	.000	4-4	1.000	2	2	4	0	3-0	1	1	2	8	8.0	
Knight	1-0	13	3-7	.429	1-2	.500	0-1	.000	0	0	0	0	0-0	0	0	0	7	7.0	
Carter-Williams	1-0	15	2-4	.500	0-2	.000	2-4	.500	0	1	1	2	2-0	2	1	1	6	6.0	
Hilario	2-0	34	5-7	.714	0-1	.000	0-0	---	0	5	5	1	8-0	2	0	2	10	5.0	
Tucker	3-3	97	6-13	.462	3-8	.375	0-0	---	6	11	17	3	9-0	4	3	1	15	5.0	
Chris	1-0	8	2-5	.400	0-2	.000	0-0	---	0	2	2	0	1-0	0	1	1	4	4.0	
Ennis	2-0	30	2-3	.667	0-1	.000	0-0	---	1	4	5	0	1-0	0	0	0	4	2.0	
Zhou Qi	1-0	1	1-1	1.000	0-0	---	0-0	---	0	0	0	0	0-0	0	0	0	2	2.0	
Hartenstein	1-0	7	0-1	.000	0-0	---	0-0	---	1	0	1	1	3-0	0	0	0	0	0.0	
ROCKETS	3	720	112-265	.423	32-110	.291	41-62	.661	42	89	131	53	68-1	22	31	19	297	99.0	

### 2018-19 Blazers vs. Rockets

PLAYER	G-GS	MIN	FIELD GOALS			3-POINT FG		FT-FTA	PCT	REBOUNDS			AST	PF-DQ	STL	TO	BLK	PTS	AVG
			FG-FGA	PCT	FG-FGA	PCT	OFF			DEF	TOT								
Lillard	3-3	102	25-50	.500	7-14	.500	16-18	.889	2	8	10	21	6-0	3	10	0	73	24.3	
McCollum	3-3	107	26-55	.473	6-19	.316	8-10	.800	0	11	11	10	4-0	1	2	1	66	22.0	
Nurkic	3-3	87	21-37	.568	0-0	---	20-26	.769	10	25	35	9	7-0	0	4	3	62	20.7	
Harkless	1-1	31	4-9	.444	1-3	.333	0-0	---	0	4	4	1	2-0	1	1	2	9	9.0	
Aminu	3-3	95	9-19	.474	3-7	.429	1-1	1.000	10	19	29	4	6-0	2	5	0	22	7.3	
Turner	3-1	75	9-20	.450	0-5	.000	3-4	.750	3	9	12	12	7-0	2	5	1	21	7.0	
Collins	3-0	49	8-19	.421	2-4	.500	1-1	1.000	6	6	12	3	7-0	1	4	2	19	6.3	
Curry	3-0	64	6-17	.353	4-8	.500	0-0	---	2	4	6	1	1-0	1	5	1	16	5.3	
Layman	3-1	41	6-14	.429	2-5	.400	2-2	1.000	0	3	3	0	1-0	1	0	0	16	5.3	
Stauskas	2-0	29	3-10	.300	2-6	.333	2-2	1.000	1	2	3	0	1-0	0	1	0	10	5.0	
Swanigan	1-0	20	1-6	.167	0-0	---	0-0	---	2	9	11	0	2-0	0	2	0	2	2.0	
Leonard	2-0	19	1-5	.200	0-2	.000	0-0	---	1	5	6	3	3-0	0	1	0	2	1.0	
Simons	1-0	1	0-0	.000	0-0	---	0-0	---	0	0	0	0	0-0	0	0	0	0	0.0	
TRAIL BLAZERS	3	720	119-261	.456	27-73	.370	53-64	.828	37	105	142	64	47-0	12	43	10	318	106.0	



# Sacramento Kings



## SEASON SERIES

	2018-19	All-Time	Playoffs
<b>Overall</b>	<b>4-0</b>	<b>133-89</b>	<b>7-1</b>
<b>Home</b>	<b>2-0</b>	<b>81-30</b>	<b>4-0</b>
<b>Away</b>	<b>2-0</b>	<b>51-57</b>	<b>3-1</b>
<b>Neutral</b>	<b>0-0</b>	<b>1-2</b>	<b>0-0</b>

### 2019-20 Season Series vs. Kings

Monday, Dec. 9 at Houston 7 p.m.  
 Monday, Dec. 23 at Sacramento, 9 p.m.  
 Thursday, March 19, at Houston, 7 p.m.  
 Monday, Dec. 9 at Houston, 7 p.m.

### Series Information

**Current Streak:** Won 4  
**Current Home Streak:** Won 10  
**Current Road Streak:** Won 2  
**Longest Winning Streak:** 11 (Nov. 1, 1996-Mar. 28, 1999)  
**Longest Losing Streak:** 9 (Nov. 28, 2000-Dec. 1, 2002)  
**Biggest Winning Margin:** 40 (11-3-93; Dec. 12, 1995)  
**Biggest Losing Margin:** 36 (11-3-77; Nov. 19, 2001)  
**Most Points Scored:** 151 (Mar. 12, 1970)  
**Most Points Allowed:** 165 (Mar. 12, 1970)  
**Fewest Points Scored:** 74 (2x: last Nov. 28, 2003)

### Season-by-Season Results

1967-68: 0-7	1973-74: 2-2	1999-00: 1-3	2015-16: 3-1
1968-69: 4-2	1974-75: 4-0	2000-01: 0-4	2016-17: 4-0
1969-70: 2-4	1985-86: 4-2	2001-02: 0-4	2017-18: 2-1
1970-71: 3-1	1986-87: 5-1	2002-03: 2-2	2018-19: 4-0
1971-72: 4-0	1987-88: 4-2	2003-04: 0-4	
1975-76: 2-2	1988-89: 2-2	2004-05: 2-2	
1976-77: 2-2	1989-90: 4-0	2005-06: 2-2	
1977-78: 2-2	1990-91: 3-1	2006-07: 3-0	
1978-79: 3-1	1991-92: 3-1	2007-08: 2-2	
1979-80: 0-2	1992-93: 4-0	2008-09: 3-0	
1980-81: 2-4	1993-94: 4-0	2009-10: 2-2	
1981-82: 3-3	1994-95: 3-1	2010-11: 3-1	
1982-83: 1-5	1995-96: 2-2	2011-12: 3-0	
1983-84: 2-4	1996-97: 4-0	2012-13: 2-1	
1984-85: 5-1	1997-98: 4-0	2013-14: 2-2	
1972-73: 0-4	1998-99: 3-0	2014-15: 3-0	

### 2018-19 Rockets vs. Kings Game-by-Game Results

DATE	GAME	FG-A	PCT	3FG-A	PCT	FT-A	PCT	OR-DR-REB	AST	PF	ST	TO	BS	PTS
11/17	@ HOUSTON	46-81	.568	20-47	.426	20-24	.833	6-35-41	27	20	9	22	10	132
18,055	Sacramento	46-102	.451	11-35	.314	9-12	.750	13-26-39	23	21	10	14	3	112
2/6	HOUSTON	45-100	.450	20-51	.392	17-18	.944	13-29-42	17	19	13	12	7	127
17,583	@ Sacramento	39-91	.429	11-33	.333	12-20	.600	20-34-54	21	22	5	22	6	101
3/30	@ HOUSTON	39-83	.470	17-52	.327	24-27	.889	6-32-38	19	17	6	10	2	119
18,055	Sacramento	42-94	.447	15-29	.517	9-15	.600	16-33-49	28	17	3	12	4	108
4/2	HOUSTON	46-94	.489	26-61	.426	12-17	.706	8-35-43	30	20	8	7	3	130
17,583	@ Sacramento	42-95	.442	7-23	.304	14-20	.700	16-35-51	19	15	3	11	4	105


### 2018-19 Rockets vs. Kings

PLAYER	G-GS	MIN	FIELD GOALS		3-POINT FG		FT-FTA	PCT	REBOUNDS			AST	PF-DQ	STL	TO	BLK	PTS	AVG
			FG-FGA	PCT	FG-FGA	PCT			OFF	DEF	TOT							
Harden	4-4	133	48-93	.516	26-58	.448	34-36	.944	3	21	24	29	10-0	6	13	1	156	39.0
Green	2-0	42	14-27	.519	9-17	.529	5-6	.833	0	2	2	0	3-0	2	1	2	42	21.0
Capela	3-3	103	24-32	.750	0-0	---	6-9	.667	12	32	44	3	4-0	3	2	6	54	18.0
Paul	4-4	121	22-50	.440	11-31	.355	13-16	.813	0	13	13	37	10-0	9	13	2	68	17.0
Gordon	4-3	114	23-51	.451	17-42	.405	4-5	.800	1	4	5	5	8-0	2	3	0	67	16.8
Faried	2-1	51	11-15	.733	2-3	.667	1-2	.500	6	16	22	2	8-0	2	3	2	25	12.5
House	2-0	49	8-17	.471	5-13	.385	1-2	.500	0	3	3	3	3-0	0	1	0	22	11.0
Tucker	4-4	127	10-25	.400	5-16	.313	2-2	1.000	9	19	28	3	12-0	6	6	0	27	6.8
Rivers	3-0	70	7-21	.333	4-13	.308	0-0	---	1	1	2	3	4-0	1	3	0	18	6.0
Emnis	2-1	56	3-9	.333	0-3	.000	4-4	1.000	0	9	9	1	6-0	2	0	2	10	5.0
Shumpert	2-0	39	3-9	.333	2-7	.286	0-0	---	0	4	4	0	2-0	1	2	1	8	4.0
Chiozza	1-0	5	1-1	1.000	1-1	1.000	0-0	---	1	1	2	2	1-0	0	0	0	3	3.0
Clark	2-0	29	1-6	.167	1-6	.167	2-2	1.000	0	2	2	2	0-0	0	5	5	2.5	
Chriss	1-0	3	1-2	.500	0-1	.000	0-0	---	0	0	0	0	1-0	1	1	2	2.0	
Hartenstein	2-0	17	0-0	---	0-0	---	1-2	.500	0	4	4	2	3-0	1	1	0	1	0.5
Carter-Williams	1-0	2	0-0	---	0-0	---	0-0	---	0	0	0	1	1-0	1	0	0	0	0.0
ROCKETS	4	960	176-358	.492	83-211	.393	73-86	.849	33	131	164	93	76-0	36	51	22	508	127.0

### 2018-19 Kings vs. Rockets

PLAYER	G-GS	MIN	FIELD GOALS		3-POINT FG		FT-FTA	PCT	REBOUNDS			AST	PF-DQ	STL	TO	BLK	PTS	AVG
			FG-FGA	PCT	FG-FGA	PCT			OFF	DEF	TOT							
Hield	4-4	131	34-68	.500	13-33	.394	3-3	1.000	9	18	27	12	11-0	2	8	2	84	21.0
Bagley	4-1	109	28-60	.467	7-7	.286	7-10	.700	17	21	38	3	7-0	0	6	5	65	16.3
Bogdanovic	4-1	112	24-48	.500	8-20	.400	5-6	.833	5	9	14	18	8-0	5	2	1	61	15.3
Fox	4-4	115	20-46	.435	6-15	.400	6-9	.667	3	9	12	24	9-0	2	15	4	52	13.0
Giles	2-0	24	8-16	.500	0-0	---	5-7	.714	4	4	8	2	1-0	3	2	0	21	10.5
Jackson	1-0	21	3-7	.429	2-5	.400	2-2	1.000	0	4	4	1	0-0	0	0	0	10	10.0
Bjelica	3-3	58	13-17	.765	3-6	.500	0-0	---	4	9	13	3	10-0	1	5	1	29	9.7
Barnes	2-2	65	7-19	.368	2-7	.286	2-4	.500	1	8	9	3	1-0	0	3	0	18	9.0
Mason	3-0	32	7-19	.368	3-10	.300	3-5	.600	0	2	2	6	6-0	1	4	0	20	6.7
Brewer	2-0	30	4-12	.333	1-1	1.000	1-2	.500	8	4	12	1	3-0	1	3	1	10	5.0
Ferrell	4-0	75	5-15	.333	2-9	.222	6-7	.857	1	7	8	6	6-0	2	4	0	18	4.5
Koufos	3-0	30	5-11	.455	0-0	---	2-4	.500	1	5	6	1	3-0	0	0	0	12	4.0
Williams	1-0	15	2-5	.400	0-2	.000	0-0	---	0	1	1	0	1-0	1	0	0	4	4.0
Caulley-Stein	4-4	85	6-27	.222	0-0	---	2-8	.250	6	17	23	6	5-0	0	3	1	14	3.5
Shumpert	1-1	21	1-5	.200	1-4	.250	0-0	---	2	3	5	2	0-0	1	1	0	3	3.0
Labissiere	2-0	19	2-6	.333	1-1	1.000	0-0	---	2	3	5	1	3-0	1	2	2	5	2.5
Burks	2-0	13	0-0	---	0-0	---	0-0	---	1	3	4	2	0-0	1	0	0	0	0.0
Swanigan	1-0	5	0-0	---	0-0	---	0-0	---	1	1	2	0	1-0	0	1	0	0	0.0
KINGS	4	960	169-382	.442	44-120	.367	44-67	.657	65	128	193	91	75-0	21	59	17	426	106.5

# San Antonio Spurs



## SEASON SERIES

	2018-19	All-Time	Playoffs
<b>Overall</b>	<b>3-1</b>	<b>89-108</b>	<b>12-10</b>
<b>Home</b>	<b>2-0</b>	<b>58-41</b>	<b>5-6</b>
<b>Away</b>	<b>1-1</b>	<b>31-67</b>	<b>7-4</b>
<b>Neutral</b>	<b>0-0</b>	<b>0-0</b>	<b>0-0</b>

### 2019-20 Season Series vs. Spurs

Tuesday, Dec. 3 at San Antonio, 7:30 p.m.  
 Monday, Dec. 16 at Houston, 7 p.m.  
 Wednesday, April 8 at Houston, 8:30 p.m.  
 Sunday, April 12 at San Antonio, 2:30 p.m.

### Series Information

**Current Streak:** Won 3  
**Current Home Streak:** Won 4  
**Current Road Streak:** Won 1  
**Longest Winning Streak:** 7 (Mar. 8, 1986-Mar. 12, 1987)  
**Longest Losing Streak:** 11 (Jan. 26, 1998-Feb. 3, 2001)  
**Biggest Winning Margin:** 34 (138-104; Jan. 20, 1984)  
**Biggest Losing Margin:** 38 (128-90; Jan. 15, 1982)  
**Most Points Scored:** 143 (Dec. 26, 1979)  
**Most Points Allowed:** 138 (Dec. 8, 1979)  
**Fewest Points Scored:** 67 (Dec. 11, 2003)

### Season-by-Season Results

1976-77: 2-2    1992-93: 4-1    2008-09: 2-2  
 1977-78: 1-3    1993-94: 2-3    2009-10: 2-2  
 1978-79: 3-1    1994-95: 1-5    2010-11: 1-3  
 1979-80: 3-3    1995-96: 1-3    2011-12: 2-2  
 1980-81: 3-3    1996-97: 3-1    2012-13: 1-3  
 1981-82: 3-3    1997-98: 2-2    2013-14: 4-0  
 1982-83: 1-5    1998-99: 0-3    2014-15: 1-3  
 1983-84: 2-4    1999-00: 0-4    2015-16: 1-3  
 1984-85: 4-2    2000-01: 1-3    2016-17: 1-3  
 1985-86: 5-1    2001-02: 0-4    2017-18: 3-1  
 1986-87: 5-1    2002-03: 1-3    2018-19: 3-1  
 1987-88: 2-4    2003-04: 0-4  
 1988-89: 6-0    2004-05: 2-2  
 1989-90: 2-2    2005-06: 0-4  
 1990-91: 2-3    2006-07: 2-2  
 1991-92: 3-2    2007-08: 2-2

### 2018-19 Rockets vs. Spurs Game-by-Game Results

DATE	GAME	FG-A	PCT	3FG-A	PCT	FT-A	PCT	OR-DR-REB	AST	PF	ST	TO	BS	PTS
11/10	HOUSTON	30-90	.333	9-41	.220	20-29	.690	15-34-49	11	24	10	8	5	89
18,354	@ San Antonio	33-74	.446	10-20	.500	20-27	.741	8-38-46	17	20	3	16	5	96
11/30	HOUSTON	49-98	.500	22-54	.407	16-20	.800	13-36-49	32	22	9	6	6	136
18,354	@ San Antonio	39-86	.453	10-28	.357	17-20	.850	9-32-41	24	18	4	13	4	105
12/22	@ HOUSTON	37-95	.389	19-54	.352	15-21	.714	19-39-58	22	18	4	9	3	108
18,055	San Antonio	42-88	.477	10-24	.417	7-11	.636	5-38-43	24	17	3	9	9	101
3/22	@ HOUSTON	36-86	.419	14-37	.378	25-32	.781	8-40-48	12	19	5	10	4	111
18,055	San Antonio	41-90	.456	7-24	.292	16-17	.941	9-39-48	27	23	6	11	7	105

### 2018-19 Rockets vs. Spurs

PLAYER	G-GS	FIELD GOALS				3-POINT FG			REBOUNDS			AST	PF-DQ	STL	TO	BLK	PTS	AVG
		MIN	FG-FGA	PCT	FG-FGA	PCT	FT-FTA	PCT	OFF	DEF	TOT							
Harden	4-4	144	47-115	.409	20-56	.357	34-41	.829	5	19	24	24	14-0	7	10	3	148	37.0
Gordon	4-2	131	29-75	.387	17-46	.370	4-5	.800	4	7	11	10	6-0	2	3	1	79	19.8
Capela	4-4	130	27-44	.614	0-0	---	13-19	.684	26	42	68	8	13-0	1	6	8	67	16.8
Paul	3-3	102	16-41	.390	4-13	.308	9-10	.900	1	11	12	19	7-0	5	3	2	45	15.0
Green	4-0	73	10-28	.357	9-24	.375	3-4	.750	0	8	8	3	4-0	2	1	1	32	8.0
Carter-Williams	1-0	9	2-2	1.000	1-1	1.000	2-4	.500	0	0	0	2	2-0	0	0	1	7	7.0
Chris	1-0	14	2-5	.400	1-3	.333	0-0	---	0	3	3	1	1-0	0	2	0	5	5.0
Tucker	4-4	135	6-15	.400	5-12	.417	2-2	1.000	5	35	40	6	10-0	3	2	2	19	4.8
Clark	3-0	51	4-10	.500	4-8	.500	0-0	---	1	8	9	0	4-0	3	0	0	14	4.7
House	3-1	71	4-12	.333	2-10	.200	3-4	.750	2	11	13	2	7-0	1	1	0	13	4.3
Shumpert	1-0	16	1-4	.250	1-4	.250	0-0	---	1	1	2	0	1-0	0	0	0	3	3.0
Hilario	2-0	29	1-5	.200	0-0	---	4-9	.444	3	3	6	0	3-0	1	0	0	6	3.0
Ennis	2-2	31	1-6	.167	0-5	.000	1-2	.500	0	0	0	1	8-0	2	1	0	3	1.5
Hartenstein	2-0	13	1-3	.333	0-0	---	1-2	.500	6	1	7	1	1-0	1	1	0	3	1.5
Knight	1-0	12	0-4	.000	0-4	.000	0-0	---	1	0	1	0	2-0	0	1	0	0	0.0
ROCKETS	4	960	152-369	.412	64-186	.344	76-102	.745	55	149	204	77	83-0	28	33	18	444	111.0

### 2018-19 Spurs vs. Rockets

PLAYER	G-GS	MIN	FIELD GOALS		3-POINT FG			REBOUNDS			AST	PF-DQ	STL	TO	BLK	PTS	AVG	
			FG-FGA	PCT	FG-FGA	PCT	FT-FTA	PCT	OFF	DEF								TOT
Aldridge	4-4	131	31-68	.456	0-0	---	13-14	.929	10	16	26	5	9-0	0	3	9	75	18.8
DeRozan	4-4	136	29-68	.426	0-3	.000	17-21	.810	4	24	28	24	11-0	4	11	2	75	18.8
Forbes	4-4	115	22-39	.564	10-16	.625	1-2	.500	1	14	15	5	9-0	0	5	0	55	13.8
D. White	4-3	123	16-35	.457	4-11	.364	12-13	.923	4	18	22	25	7-0	5	8	3	48	12.0
Gay	3-3	81	11-21	.524	3-7	.429	4-6	.667	1	24	25	6	9-0	1	4	0	29	9.7
Belinelli	4-0	75	12-29	.414	5-15	.333	3-3	1.000	1	8	9	4	6-0	1	3	1	32	8.0
Bertans	4-0	88	10-27	.370	8-24	.333	0-0	---	0	12	12	7	8-0	0	1	4	28	7.0
Mills	4-0	86	9-23	.391	6-16	.375	0-0	---	1	9	10	10	5-0	1	2	1	24	6.0
Poeltl	3-0	44	9-11	.818	0-0	---	0-2	.000	5	10	15	2	2-0	1	3	2	18	6.0
Pondexter	2-0	27	1-4	.250	1-3	.333	8-12	.667	0	3	3	0	5-0	1	1	0	11	5.5
Walker	1-0	7	1-3	.333	0-0	---	2-2	1.000	0	1	1	1	1-0	1	0	1	4	4.0
Metu	2-0	18	3-7	.429	0-0	---	0-0	---	4	1	5	2	1-0	0	5	1	6	3.0
Cunningham	2-2	28	1-3	.333	0-1	.000	0-0	---	0	7	7	1	5-0	1	2	1	2	1.0
SPURS	4	960	155-338	.459	37-96	.385	60-75	.800	31	147	178	92	78-0	16	49	25	407	101.8

# Toronto Raptors



## SEASON SERIES

	2018-19	All-Time	Playoffs
<b>Overall</b>	<b>0-2</b>	<b>25-20</b>	<b>0-0</b>
<b>Home</b>	<b>0-1</b>	<b>18-5</b>	<b>0-0</b>
<b>Away</b>	<b>0-1</b>	<b>7-15</b>	<b>0-0</b>
<b>Neutral</b>	<b>0-0</b>	<b>0-0</b>	<b>0-0</b>

### 2019-20 Season Series vs. Raptors

Thursday, Dec. 5 at Toronto, 6:30 p.m.  
 Sunday, April 5 at Houston, 6 p.m.

#### Series Information

**Current Streak:** Won 2  
**Current Home Streak:** Won 1  
**Current Road Streak:** Won 1  
**Longest Winning Streak:** 4 (Feb. 20, 1997-Mar. 25, 1999)  
**Longest Losing Streak:** 3 (Dec. 21, 2005-Feb. 28, 2007)  
**Biggest Winning Margin:** 30 (127-97; Nov. 20, 1997)  
**Biggest Losing Margin:** 21 (94-73; Jan. 2, 2009)  
**Most Points Scored:** 129 (Jan. 8, 2017)  
**Most Points Allowed:** 129 (Nov. 14, 2017)  
**Fewest Points Scored:** 73 (Jan. 2, 2009)  
**Fewest Points Allowed:** 76 (Nov. 2, 2002, Feb. 21, 2015)

### Season-by-Season Results

1995-96: 2-0    2011-12: 1-1  
 1996-97: 1-1    2012-13: 1-1  
 1997-98: 2-0    2013-14: 1-1  
 1998-99: 1-0    2014-15: 1-1  
 1999-00: 0-2    2015-16: 2-0  
 2000-01: 2-0    2016-17: 1-1  
 2001-02: 1-1    2017-18: 0-2  
 2002-03: 2-0    2018-19: 2-0  
 2003-04: 1-1  
 2004-05: 1-1  
 2005-06: 0-2  
 2006-07: 1-1  
 2007-08: 1-1  
 2008-09: 1-1  
 2009-10: 1-1  
 2010-11: 1-1

### 2018-19 Rockets vs. Raptors Game-by-Game Results

DATE	GAME	FG-A	PCT	3FG-A	PCT	FT-A	PCT	OR-DR-REB	AST	PF	ST	TO	BS	PTS
1/25	@ HOUSTON	41-91	.451	10-46	.217	29-33	.879	12-28-40	17	21	11	12	5	121
18,055	Toronto	44-91	.484	14-36	.389	17-18	.944	12-35-47	27	25	4	21	1	119
3/5	HOUSTON	38-85	.447	15-34	.441	16-18	.889	9-34-43	22	23	11	10	6	107
19,800	@ Toronto	37-89	.416	9-32	.281	12-16	.750	16-31-47	16	15	1	13	5	95

### 2018-19 Rockets vs. Raptors

PLAYER	G-GS	MIN	FIELD GOALS		3-POINT FG		FT-FTA	PCT	REBOUNDS			AST	PF-DQ	STL	TO	BLK	PTS	AVG
			FG-FGA	PCT	FG-FGA	PCT			OFF	DEF	TOT							
Harden	2-2	77	21-55	.382	5-22	.227	23-23	1.000	0	3	3	10	6-0	3	5	1	70	35.0
Fariel	1-1	38	8-11	.727	0-0	---	5-9	.556	6	8	14	0	3-0	0	0	2	21	21.0
Gordon	2-2	68	13-31	.419	5-18	.278	6-6	1.000	0	4	4	1	3-0	3	4	1	37	18.5
Tucker	2-2	72	10-20	.500	6-14	.429	0-0	---	3	5	8	5	7-0	5	4	0	26	13.0
Rivers	2-1	62	11-22	.500	4-11	.364	0-0	---	2	7	9	8	9-0	2	1	1	26	13.0
Green	2-0	39	6-12	.500	5-10	.500	4-4	1.000	1	5	6	2	4-0	1	0	1	21	10.5
Capela	1-1	34	4-7	.571	0-0	---	1-3	.333	5	10	15	1	4-0	1	2	1	9	9.0
Emnis	1-0	27	2-4	.500	0-2	.000	1-1	1.000	3	5	8	0	3-0	2	1	0	5	5.0
Paul	1-1	31	1-10	.100	0-3	.000	3-3	1.000	0	6	6	10	3-0	2	2	1	5	5.0
Hilario	2-0	21	3-4	.750	0-0	---	2-2	1.000	0	8	8	1	2-0	1	2	1	8	4.0
Clark	1-0	11	0-0	---	0-0	---	0-0	---	1	1	2	1	0-0	2	0	2	0	0.0
ROCKETS	2	480	79-176	.449	25-80	.313	45-51	.882	21	62	83	39	44-0	22	22	11	228	114.0

### 2018-19 Raptors vs. Rockets

PLAYER	G-GS	MIN	FIELD GOALS		3-POINT FG		FT-FTA	PCT	REBOUNDS			AST	PF-DQ	STL	TO	BLK	PTS	AVG
			FG-FGA	PCT	FG-FGA	PCT			OFF	DEF	TOT							
Leonard	2-2	75	21-41	.512	4-10	.400	12-12	1.000	3	10	13	6	2-0	3	7	0	58	29.0
Siakam	2-2	72	16-27	.593	4-6	.667	3-6	.500	8	14	22	6	4-0	0	4	0	39	19.5
Green	2-2	63	12-27	.444	10-23	.435	2-2	1.000	1	5	6	2	4-0	0	0	1	36	18.0
Ibaka	2-2	62	9-17	.529	0-2	.000	4-5	.800	10	19	29	2	10-1	0	5	5	22	11.0
Lowry	2-2	80	6-25	.240	1-11	.091	4-4	1.000	2	8	10	17	5-0	1	9	0	17	8.5
Gasol	1-0	18	3-5	.600	0-1	.000	2-2	1.000	0	1	1	0	2-0	0	0	0	8	8.0
VanVleet	1-0	21	3-9	.333	0-3	.000	2-2	1.000	1	3	4	4	1-0	0	2	0	8	8.0
Powell	2-0	30	6-14	.429	2-5	.400	0-0	---	2	1	3	3	5-0	1	1	0	14	7.0
Anunoby	2-0	24	2-5	.400	1-3	.333	0-1	.000	0	2	2	0	2-0	0	0	0	5	2.5
Lin	1-0	11	1-5	.200	0-1	.000	0-0	---	1	1	2	2	1-0	0	3	0	2	2.0
Monroe	1-0	7	1-2	.500	0-0	---	0-0	---	0	1	1	0	0-0	0	0	0	2	2.0
McCaw	2-0	11	1-1	1.000	1-1	1.000	0-0	---	0	0	0	1	1-0	0	0	0	3	1.5
Miles	1-0	9	0-2	.000	0-2	.000	0-0	---	0	1	1	0	3-0	0	1	0	0	0.0
RAPTORS	2	480	81-180	.450	23-68	.338	29-34	.853	28	66	94	43	40-1	5	34	6	214	107.0

# Utah Jazz



## SEASON SERIES

	2018-19	All-Time	Playoffs
<b>Overall</b>	<b>2-2</b>	<b>96-105</b>	<b>22-22</b>
<b>Home</b>	<b>1-1</b>	<b>62-39</b>	<b>14-9</b>
<b>Away</b>	<b>1-1</b>	<b>34-65</b>	<b>8-13</b>
<b>Neutral</b>	<b>0-0</b>	<b>0-1</b>	<b>0-0</b>

### 2019-20 Season Series vs. Jazz

Monday, Jan. 27 at Utah, 8 p.m.  
 Sunday, Feb. 9 at Houston, 6 p.m.  
 Saturday, Feb. 22 at Utah, 8 p.m.

### Series Information

**Current Streak:** Won 4  
**Current Home Streak:** Won 1  
**Current Road Streak:** Won 1  
**Longest Winning Streak:** 8 (Feb. 23, 1981-Apr. 16, 1982)  
**Longest Losing Streak:** 12 (Jan. 25, 1997-Mar. 9, 2000)  
**Biggest Winning Margin:** 45 (125-80; Jan. 28, 2013)  
**Biggest Losing Margin:** 37 (117-80; Mar. 7, 1989)  
**Most Points Scored:** 137 (Nov. 5, 2017)  
**Most Points Allowed:** 138 (Dec. 15, 1983)  
**Fewest Points Scored:** 69 (Apr. 10, 2004)  
**Fewest Points Allowed:** 63 (Jan. 3, 2004)

### Season-by-Season Results

1974-75: 5-3    1990-91: 2-2    2006-07: 1-3  
 1975-76: 2-4    1991-92: 1-4    2007-08: 1-2  
 1976-77: 2-2    1992-93: 4-1    2008-09: 2-2  
 1977-78: 1-3    1993-94: 3-3    2009-10: 2-2  
 1978-79: 4-0    1994-95: 2-3    2010-11: 2-1  
 1979-80: 2-0    1995-96: 2-2    2011-12: 1-2  
 1980-81: 4-2    1996-97: 2-2    2012-13: 3-1  
 1981-82: 6-0    1997-98: 0-4    2013-14: 2-1  
 1982-83: 0-6    1998-99: 0-3    2014-15: 3-1  
 1983-84: 1-5    1999-00: 1-3    2015-16: 2-2  
 1984-85: 3-3    2000-01: 1-3    2016-17: 1-2  
 1985-86: 3-3    2001-02: 2-2    2017-18: 4-0  
 1986-87: 3-3    2002-03: 1-3    2018-19: 2-2  
 1987-88: 3-3    2003-04: 2-2  
 1988-89: 2-4    2004-05: 2-2  
 1989-90: 3-2    2005-06: 1-2

### 2018-19 Rockets vs. Jazz Game-by-Game Results

DATE	GAME	FG-A	PCT	3FG-A	PCT	FT-A	PCT	OR-DR-REB	AST	PF	ST	TO	BS	PTS
10/24	@ HOUSTON	35-87	40.2	11-40	27.5	8-14	57.1	10-25-35	16	23	12	17	5	89
18.055	Utah	34-78	43.6	10-29	34.5	22-28	78.6	9-38-47	21	21	7	19	5	100
12/6	HOUSTON	34-89	38.2	8-36	22.2	15-17	88.2	14-29-43	13	26	5	22	5	91
18.306	@ Utah	45-89	50.6	8-32	25.0	20-27	74.1	12-36-48	26	24	15	12	5	118
12/17	@ HOUSTON	32-86	37.2	12-37	32.4	26-31	83.9	9-30-39	16	24	13	17	7	102
18.055	Utah	32-82	39.0	10-35	28.6	23-31	74.2	12-36-48	23	25	9	24	4	97
2/2	HOUSTON	40-87	46.0	15-39	38.5	30-37	81.1	8-40-48	17	29	15	14	8	125
18.306	@ Utah	31-86	36.0	11-41	26.8	25-36	69.4	14-37-51	19	21	8	23	9	98

### 2018-19 Rockets vs. Jazz

PLAYER	G-GS	MIN	FIELD GOALS		3-POINT FG		FT-FTA	PCT	REBOUNDS			AST	PF-DQ	STL	TO	BLK	PTS	AVG
			FG-FGA	PCT	FG-FGA	PCT			OFF	DEF	TOT							
Harden	4-4	140	41-88	46.6	13-36	36.1	39-43	.907	2	27	29	19	15-0	12	24	4	134	33.5
Anthony	1-0	39	9-17	52.9	3-8	37.5	1-2	50.0	1	6	7	2	3-0	1	0	1	22	22.0
Faried	1-1	20	6-9	.667	0-0	---	4-4	1.000	2	10	12	0	6-1	0	3	1	16	16.0
Rivers	1-0	35	4-13	.308	3-6	.500	5-7	.714	1	3	4	5	5-0	2	0	0	16	16.0
Paul	2-2	62	8-21	.381	1-6	.167	6-7	.857	1	3	4	14	8-0	4	8	0	23	11.5
Carter-Williams	2-1	32	8-15	.533	3-7	.429	1-1	1.000	0	0	0	4	5-0	2	1	0	20	10.0
Gordon	4-3	130	16-54	29.6	5-26	.192	3-5	.600	2	9	11	5	13-0	1	10	2	40	10.0
Green	4-0	94	11-29	37.9	10-27	.370	5-6	.833	1	11	12	1	6-0	2	4	1	37	9.3
Capela	3-3	99	12-31	.387	0-0	---	3-9	.333	18	18	36	2	8-0	5	10	9	27	9.0
Hilario	3-0	44	7-14	.500	0-0	---	5-7	.714	6	5	11	6	6-0	3	1	1	19	6.3
Ennis	2-2	58	5-12	.417	0-5	.000	2-2	1.000	3	7	10	1	5-0	1	1	1	12	6.0
Tucker	4-4	123	9-26	.346	6-19	.316	0-0	---	2	12	14	1	13-0	10	2	3	24	6.0
House	2-0	42	3-7	.429	0-3	.000	5-6	.833	2	5	7	1	5-0	1	3	2	11	5.5
Knight	1-0	8	1-5	.200	1-3	.333	0-0	---	0	1	1	0	0-0	0	0	0	3	3.0
Clark	3-0	20	1-6	.167	1-6	.167	0-0	---	0	5	5	0	0-0	0	0	0	3	1.0
Chris	1-0	2	0-1	.000	0-0	---	0-0	---	0	1	1	0	0-0	0	0	0	0	0.0
Hartenstein	2-0	11	0-0	---	0-0	---	0-0	---	0	1	1	1	4-0	1	1	0	0	0.0
ROCKETS	4	960	141-348	.405	46-152	.303	79-99	.798	41	124	165	62	102-1	45	71	25	407	101.8

### 2018-19 Jazz vs. Rockets

PLAYER	G-GS	MIN	FIELD GOALS		3-POINT FG		FT-FTA	PCT	REBOUNDS			AST	PF-DQ	STL	TO	BLK	PTS	AVG
			FG-FGA	PCT	FG-FGA	PCT			OFF	DEF	TOT							
Mitchell	4-4	140	32-80	40.0	8-30	26.7	21-26	.808	3	17	20	23	9-0	6	14	0	93	23.3
Crowder	4-3	125	13-45	28.9	9-31	29.0	11-14	.786	6	20	26	5	10-0	7	5	1	46	11.5
Inglis	4-4	112	15-35	.429	11-24	.458	4-6	.667	1	15	16	14	6-0	3	9	0	45	11.3
Favors	4-1	81	17-24	.708	0-0	---	9-12	.750	11	14	25	1	13-0	3	4	8	43	10.8
Gobert	4-4	97	14-24	.583	0-0	---	14-18	.778	16	24	40	6	14-0	4	7	8	42	10.5
Exum	3-0	56	10-22	.455	1-6	.167	7-10	.700	0	3	3	7	6-0	4	4	0	28	9.3
Rubio	4-4	120	11-35	.314	3-13	.231	10-10	1.000	2	14	16	18	10-0	5	17	0	35	8.8
O'Neale	4-0	81	12-24	.500	3-10	.300	1-2	.500	2	16	18	7	8-0	5	6	1	28	7.0
Korver	3-0	45	4-12	.333	2-9	.222	3-6	.500	0	6	6	2	3-0	0	3	2	13	4.3
Burks	1-0	5	1-2	.500	0-0	---	3-4	.750	0	2	2	0	1-0	0	0	0	5	5.0
Neto	1-0	9	2-4	.500	0-2	.000	1-2	.500	1	0	1	1	1-0	1	0	0	5	5.0
Niang	2-0	17	3-6	.500	1-3	.333	1-2	.500	2	6	8	0	3-0	0	1	0	8	4.0
Udoh	3-0	26	5-6	.833	0-0	---	1-2	.500	2	6	8	2	4-0	1	1	2	11	3.7
Sefolosha	2-0	23	2-8	.250	1-3	.333	0-2	.000	0	5	5	1	0-0	1	1	0	5	2.5
Cavanaugh	1-0	3	1-1	1.000	0-0	---	0-0	---	0	0	0	0	0-0	0	0	0	2	2.0
Allien	3-0	16	0-6	.000	0-5	.000	4-6	.667	0	3	3	1	1-0	0	1	0	4	1.3
Mitrou-Long	1-0	3	0-1	.000	0-0	---	0-0	---	0	0	0	1	2-0	0	0	0	0	0.0
JAZZ	4	960	142-335	.424	39-137	.285	90-122	.738	46	151	197	89	91-0	40	78	22	413	103.3

# Washington Wizards



## SEASON SERIES

	2018-19	All-Time	Playoffs
<b>Overall</b>	<b>1-1</b>	<b>71-80</b>	<b>4-2</b>
<b>Home</b>	<b>1-0</b>	<b>43-30</b>	<b>2-1</b>
<b>Away</b>	<b>0-1</b>	<b>26-46</b>	<b>2-1</b>
<b>Neutral</b>	<b>0-0</b>	<b>2-4</b>	<b>0-0</b>

### 2019-20 Season Series vs. Wizards

Wednesday, Oct. 30 at Washington, 7 p.m.

Friday, April 10 at Houston, 7 p.m.

### Series Information

**Current Streak:** Won 1

**Current Home Streak:** Won 3

**Current Road Streak:** Lost 2

**Longest Winning Streak:** 7 (Jan. 3, 2006-Nov. 21, 2008)

**Longest Losing Streak:** 12 (Jan. 8, 1969-Jan. 23, 1971)

**Biggest Winning Margin:** 30 (123-93; Feb. 15, 2005)

**Biggest Losing Margin:** 42 (156-114; Mar. 1, 1968)

**Most Points Scored:** 138 (Nov. 18, 1969)

**Most Points Allowed:** 82 (Dec. 6, 2001)

**Fewest Points Allowed:** 69 (2x: last Feb. 26, 2008)

### Season-by-Season Results

1967-68: 0-7	1983-84: 0-2	2000-01: 2-0	2016-17: 2-0
1968-69: 1-5	1984-85: 0-2	2001-02: 1-1	2017-18: 1-1
1969-70: 0-6	1985-86: 2-0	2002-03: 1-1	2018-19: 1-1
1970-71: 1-4	1986-87: 1-1	2003-04: 2-0	
1971-72: 2-3	1987-88: 2-0	2004-05: 1-1	
1972-73: 2-5	1988-89: 0-2	2005-06: 2-0	
1973-74: 3-4	1989-90: 1-1	2006-07: 2-0	
1974-75: 2-5	1990-91: 1-1	2007-08: 2-0	
1975-76: 3-4	1991-92: 2-0	2008-09: 1-1	
1976-77: 3-1	1992-93: 1-1	2009-10: 2-0	
1977-78: 1-3	1993-94: 1-1	2010-11: 1-1	
1978-79: 2-2	1994-95: 2-0	2011-12: 2-0	
1979-80: 2-4	1995-96: 1-1	2012-13: 1-1	
1980-81: 0-2	1996-97: 2-0	2013-14: 2-0	
1981-82: 2-0	1997-98: 1-1	2014-15: 1-1	
1982-83: 1-1	1999-00: 1-1	2015-16: 1-1	

### 2018-19 Rockets vs. Wizards Game-by-Game Results

DATE	GAME	FG-A	PCT	3FG-A	PCT	FT-A	PCT	OR-DR-REB	AST	PF	ST	TO	BS	PTS
11/26	HOUSTON	46-97	.474	18-48	.375	21-27	.778	18-30-48	22	31	8	21	5	131
16,872	@ Washington	50-89	.562	11-29	.379	24-32	.750	9-29-38	29	29	7	13	7	135
12/19	@ HOUSTON	47-85	.553	26-55	.473	16-21	.762	8-33-41	30	21	8	17	2	136
18,055	Washington	45-84	.536	10-30	.333	18-23	.783	4-27-31	28	15	8	11	2	118

### 2018-19 Rockets vs. Wizards

PLAYER	G-GS	MIN	FIELD GOALS			3-POINT FG			REBOUNDS			AST	PF-DQ	STL	TO	BLK	PTS	AVG
			FG-FGA	PCT	FG-FGA	PCT	FT-FTA	PCT	OFF	DEF	TOT							
Harden	2-2	81	27-50	.540	13-26	.500	22-24	.917	1	10	11	22	8-0	5	13	0	89	44.5
Gordon	2-2	75	18-35	.514	12-25	.480	4-8	.500	1	3	4	5	4-0	0	2	0	52	26.0
Paul	1-1	28	7-11	.636	5-9	.556	2-2	1.000	0	2	2	8	2-0	2	3	1	21	21.0
Capela	2-2	73	17-27	.630	0-0	---	3-6	.500	12	14	26	4	8-0	1	3	5	37	18.5
Green	1-0	28	4-7	.571	4-7	.571	0-0	---	0	2	2	1	4-0	0	2	0	12	12.0
Emnis	1-1	31	4-9	.444	1-5	.200	1-1	1.000	2	1	3	1	4-0	2	1	0	10	10.0
Tucker	2-2	77	6-12	.500	4-9	.444	0-0	---	4	20	24	7	7-0	5	4	1	16	8.0
House	2-0	54	3-13	.231	2-11	.182	5-7	.714	2	5	7	1	3-0	1	4	0	13	6.5
Clark	2-0	23	2-4	.500	2-4	.500	0-0	---	2	4	6	1	1-0	0	0	0	6	3.0
Carter-Williams	2-0	7	2-5	.400	1-3	.333	0-0	---	0	0	0	1	2-0	0	1	0	5	2.5
Knight	1-0	6	1-4	.250	0-2	.000	0-0	---	0	0	0	0	0-0	0	0	0	2	2.0
Chriss	2-0	9	1-4	.250	0-2	.000	0-0	---	1	1	2	0	3-0	0	1	0	2	1.0
Hartenstein	2-0	13	1-1	1.000	0-0	---	0-0	---	1	1	2	1	6-0	0	0	0	2	1.0
ROCKETS	2	505	93-182	.511	44-103	.427	37-48	.771	26	63	89	52	52-0	16	38	7	267	133.5

### 2018-19 Wizards vs. Rockets

PLAYER	G-GS	MIN	FIELD GOALS			3-POINT FG			REBOUNDS			AST	PF-DQ	STL	TO	BLK	PTS	AVG
			FG-FGA	PCT	FG-FGA	PCT	FT-FTA	PCT	OFF	DEF	TOT							
Beal	2-2	88	22-35	.629	7-15	.467	9-11	.818	1	3	4	11	7-0	2	3	3	60	30.0
Wall	2-2	79	18-36	.500	2-8	.250	16-19	.842	0	7	7	23	4-0	2	12	2	54	27.0
Ariza	1-1	36	7-15	.467	1-8	.125	0-0	---	0	6	6	3	1-0	3	0	0	15	15.0
Dekker	1-0	15	7-8	.875	1-2	.500	0-0	---	0	2	2	0	3-0	1	1	0	15	15.0
Porter	1-1	37	5-11	.455	1-4	.250	3-4	.750	1	5	6	2	2-0	3	0	0	14	14.0
Morris	2-0	65	10-18	.556	3-5	.600	4-6	.667	5	11	16	1	6-0	2	2	0	27	13.5
Green	2-1	56	10-15	.667	1-4	.250	4-6	.667	1	5	6	5	7-0	1	2	0	25	12.5
Bryant	2-2	36	7-10	.700	2-2	1.000	0-0	---	3	4	7	1	1-0	1	0	3	16	8.0
Randle	1-0	8	2-3	.667	2-2	1.000	2-2	1.000	0	0	0	0	3-0	0	1	0	8	8.0
Rivers	1-0	17	2-5	.400	0-2	.000	2-3	.667	1	4	5	1	4-0	0	1	0	6	6.0
Outbre	1-1	20	2-7	.286	0-4	.000	0-0	---	0	4	4	0	3-0	0	1	1	4	4.0
Satoransky	2-0	41	2-5	.400	1-2	.500	2-2	1.000	0	5	5	9	3-0	0	0	0	7	3.5
McRae	1-0	4	1-5	.200	0-0	---	0-0	---	1	0	1	0	0-0	0	0	0	2	2.0
Brown	1-0	4	0-3	.000	0-1	.000	0-0	---	0	0	0	1	0-0	0	0	0	0	0.0
WIZARDS	2	505	95-173	.549	21-59	.356	42-55	.764	13	56	69	57	44-0	15	24	9	253	126.5

>>>Return to Table of Contents

# NBA G League Information

## **NBA G League**

Olympic Tower, 645 5th Avenue; New York, NY 10022  
Media Relations: Joanna Shapiro (jshapiro@nba.com);  
Sam Hoffman (shoffman@nba.com)

## **Agua Caliente Clippers of Ontario**

9680 Haven Ave. #120; Rancho Cucamonga, CA  
91730

Tel: (909) 406-9090  
Arena: Citizens Business Bank Arena  
Media Relations Contact: Colette Garcia  
(cgarcia@clippers.com)  
Website: www.aguacalienteclippers.com  
NBA Affiliation: LA Clippers

## **Austin Spurs**

13581 Pond Springs Road, Suite 108, Austin, TX 78729  
Tel: (512) 236-8333; Fax: (512) 236-8444

Arena: H-E-B Center at Cedar Park  
Media Relations Contact: Perri Travillion  
(ptravillion@attcenter.com); Amanda Janczak  
(ajanczak@attcenter.com)  
Website: www.austinspurs.com  
NBA Affiliation: San Antonio

## **Canton Charge**

1101 Market Avenue North; Canton, OH 44702  
Tel: (866) 444-1944; Fax: (330) 489-1703

Arena: Canton Memorial Civic Center  
Media Relations Contact: Sean Wyatt  
(swyatt@cantoncharge.com); Joanna Radov (jradow@  
cantoncharge.com)  
Website: www.cantoncharge.com  
NBA Affiliation: Cleveland

## **Capital City Go-Go**

1100 Oak Drive SE; Washington, DC 20032  
Tel: (202) 318-5278

Arena: Entertainment & Sports Arena in Congress  
Heights  
Media Relations Contact: Matt Quinn  
(mquinn@monumentalsports.com)  
Website: www.CapitalCityGoGo.com  
NBA Affiliation: Washington

## **College Park Skyhawks**

101 Marietta St. NW Suite 1100; Atlanta, GA 30303  
Tel: (404) 878-3800

Arena: Gateway Center Arena @ College Park  
Media Relations Contact: Alli Ehrhardt  
(alli.ehrhardt@cpskyhawks.com)  
Website: www.cpskyhawks.com  
NBA Affiliate: Atlanta Hawks

## **Delaware Blue Coats**

401 Garasches Lane, Wilmington, DE 19801  
Tel: (302) 504-7587

Arena: 76ers Fieldhouse  
Media Relations Contact: Matt Murphy  
(mattmurphy@76ers.com); Alex Yoh (alexeyoh@76ers.  
com)  
Website: www.sixers.com/bluecoats  
NBA Affiliation: Philadelphia

## **Erie BayHawks**

110 East 8th Street; Erie, PA 16501  
Tel: (814) 790-5600

Arena: Erie Insurance Arena  
Media Relations Contact: Michael Somrak  
(michael.somrak@nbaerie.com)  
Website: www.nbaerie.com  
NBA Affiliation: New Orleans

## **Fort Wayne Mad Ants**

1910 St. Joe Center Rd, Suite 61; Fort Wayne, IN 46825  
Tel: (260) 469-4667

Arena: Allen County War Memorial Coliseum  
Media Relations Contact: Ryan Stevens  
(rstevens@ftwaynemadants.com)  
Website: www.ftwaynemadants.com  
NBA Affiliation: Indiana

## **Grand Rapids Drive**

40 Monroe Center NW, Suite 200; Grand Rapids MI  
49503

Tel: (844) 473-7483  
Arena: DeltaPlex Arena  
Media Relations Contact: Rob Johnson (rjohnson@  
nbagrandrapids.com)  
Website: www.nbagrandrapids.com  
NBA Affiliation: Detroit

## **Greensboro Swarm**

2411 B West Gate City Blvd.; Greensboro, NC 27403  
Tel: (336) 907-3600

Arena: Fieldhouse at the Greensboro Coliseum Complex  
Media Relations Contact: Justin Trujillo (trujillo@hornets.  
com)  
Website: www.gso swarm.com  
NBA Affiliation: Charlotte

## **Iowa Wolves**

730 3rd Street; Des Moines, Iowa 50309  
Tel: (515) 564-8550; Fax: (515) 564-8551

Arena: Wells Fargo Arena  
Media Relations Contact: Seth Nutting  
(seth.nutting@iawolves.com)  
Website: www.iawolves.com  
NBA Affiliation: Minnesota

## **Lakeland Magic**

701 West Lime Street; Lakeland, FL 33815  
Tel: (863) 825-3258; Fax: (863) 825-3279

Arena: RP Funding Center  
Media Relations Contact: Ashley Foss  
(afoss@lakelandmagic.com)  
Website: www.lakelandmagic.com  
NBA Affiliation: Orlando

## **Long Island Nets**

168 39th Street, 8th Floor; Brooklyn, NY 11232  
Tel: (718) 210-2299; Fax: (718) 522-3544

Arena: NYCB Live's Nassau Veterans Memorial  
Coliseum  
Media Relations Contact: Megan Walsh  
(mwalsh@brooklynnets.com)  
Website: www.longislandnets.com  
NBA Affiliation: Brooklyn

## **Maine Red Claws**

550 Forest Avenue; Portland, ME 04012  
Tel: (207) 210-6655; Fax: (207) 210-6659

Arena: Portland Exposition Building  
Media Relations Contact: Evans Boston (eboston@  
maineredclaws.com)  
Website: www.maineredclaws.com  
NBA Affiliation: Boston

## **Memphis Hustle**

191 Beale Street; Memphis, TN 38103  
Tel: (901) 205-1234; Fax: (901) 205-1244

Arena: Landers Center  
Media Relations Contact: Geoffrey Langham  
(glangham@grizzlies.com)  
Website: www.memphishustle.com  
NBA Affiliation: Memphis



# NBA G League Information

## **Northern Arizona Suns**

3201 N. Main Street; Prescott Valley, AZ 86314

Tel: (928) 772-7867

Arena: Findlay Toyota Center

Media Relations Contact: Jake Withee (jwithe@nazzsuns.com)

Website: [www.nazzsuns.com](http://www.nazzsuns.com)

NBA Affiliation: Phoenix

## **Oklahoma City Blue**

208 Thunder Drive; Oklahoma City, OK 73102

Tel: (405) 208-4800; Fax: (405) 429-7900

Arena: Cox Convention Center

Media Relations Contact: Laila Wani (lwani@okcthunder.com); Shelby Willingham

(swillingham@okcthunder.com)

Website: [www.oklahomacityblue.com](http://www.oklahomacityblue.com)

NBA Affiliation: Oklahoma City

## **Raptors 905**

5600 Rose Cherry Place; Mississauga, ON L4Z4B6

Tel: (416) 815-5600 Fax: (416) 357-9205

Arena: Paramount Fine Foods Centre

Media Relations Contact: Stefano Toniutti (Stefano.toniutti@mlse.com)

Website: [www.raptors905.com](http://www.raptors905.com)

NBA Affiliation: Toronto

## **Rio Grande Valley Vipers**

4900 S. I-69; Edinburg, Texas, 78539

Tel: (956) 369-8959; Fax: (956) 972-1150

Arena: Bert Ogden Arena

Media Relations Contact: Amairani Ramirez (mediarelations@rgvipers.com)

Website: [www.rgvipers.com](http://www.rgvipers.com)

NBA Affiliation: Houston

## **Salt Lake City Stars**

301 West South Temple; Salt Lake City, UT 84101

Tel: (801) 325-2500

Arena: Lifetime Activities Center – Bruin Arena

Media Relations Contact: Matt de Nesnera (matt.denesnera@utahjazz.com); Olivia Hill (olivia.hill@utahjazz.com)

Website: [www.slcstars.com](http://www.slcstars.com)

NBA Affiliation: Utah

## **Santa Cruz Warriors**

903 Pacific Avenue, Suite 101; Santa Cruz, CA 95060

Tel: (831) 731-4400

Arena: Kaiser Permanente Arena

Media Relations Contact: Massimo Degaudenzi (massimo@santacruzbasketball.com)

Website: [www.santacruzbasketball.com](http://www.santacruzbasketball.com)

NBA Affiliation: Golden State

# 2018-19 G League Year in Review

## 2018-19 G League Standings

### Eastern Conference

Atlantic Division	Overall	Pct.	Home	Road
Long Island	34-16	.680	19-6	15-10
Raptors 905	29-21	.580	13-12	16-9
Westchester	29-21	.580	16-9	13-12
Delaware	21-29	.420	13-12	8-17
Maine	19-31	.380	11-14	8-17
Central Division	Overall	Pct.	Home	Road
Grand Rapids	28-22	.560	14-11	14-11
Windy City	27-23	.540	15-10	12-13
Fort Wayne	23-27	.460	14-11	9-16
Canton	22-28	.440	10-15	12-13
Wisconsin	12-38	.240	8-17	4-21
Southeast Division	Overall	Pct.	Home	Road
Lakeland	32-18	.640	18-7	14-11
Capital City	25-25	.500	14-11	11-14
Erie	24-26	.480	17-8	7-18
Greensboro	24-26	.480	10-15	14-11

### Western Conference

Southwest Division	Overall	Pct.	Home	Road
Rio Grande Valley	34-16	.680	18-7	16-9
Salt Lake City	27-23	.540	15-10	12-13
Austin	20-30	.400	13-12	7-18
Texas	16-34	.320	14-11	2-23
Pacific Division	Overall	Pct.	Home	Road
Santa Cruz	34-16	.680	20-5	14-11
Stockton	30-20	.600	18-7	12-13
Agua Caliente	26-24	.520	14-11	12-13
South Bay	21-29	.420	13-12	8-17
Northern Arizona	12-38	.240	7-18	5-20
Midwest Division	Overall	Pct.	Home	Road
Oklahoma City	34-16	.680	17-8	17-8
Memphis	28-22	.560	16-9	12-13
Sioux Falls	24-26	.480	13-12	11-14
Iowa	20-30	.400	13-12	7-18

## 2019 G League Playoffs

### First Round (Single Elimination)

- (5) Memphis defeats (4) Stockton  
 (3) Oklahoma City defeats (6) Utah  
 (4) Raptors 905 defeats (5) Detroit  
 (3) Westchester defeats (6) Windy City

### Conference Semifinals (Single Elimination)

- (1) Rio Grande Valley defeats (5) Memphis  
 (2) Santa Cruz defeats (3) Oklahoma City  
 (1) Long Island defeats (4) Raptors 905  
 (2) Lakeland defeats (3) Westchester

### Conference Finals (Single Elimination)

- (1) Rio Grande Valley defeats (2) Santa Cruz  
 (1) Long Island defeats (2) Lakeland

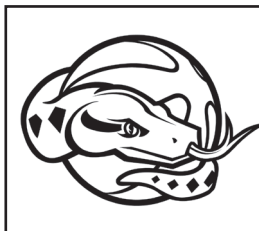
### Finals (Best of Three)

- (1) Rio Grande Valley defeats (1) Long Island 2-1

## 2018-19 G League Award Winners

Most Valuable Player .....	Chris Boucher, Raptors 905
Finals MVP .....	Isaiah Hartenstein, Rio Grande Valley
Coach of the Year .....	Will Weaver, Long Island Nets
Defensive Player of the Year .....	Chris Boucher, Raptors 905
Rookie of the Year .....	Angel Delgado, Agua Caliente
Sportsmanship Award .....	Gabe York, Lakeland
Most Improved Player .....	Micahel Frazier, Rio Grande Valley
Executive of the Year .....	Trajan Langdon, Long Island

# Rockets G League Affiliate



## Rio Grande Valley Vipers

Bert Ogden Arena  
4900 S. I-69  
Edinburg, TX 78539  
(956) 972-1144

### Directory

**Principal Owner** ..... Alonzo Cantu  
**CEO** ..... Rene Borrego  
**Head Coach** ..... Mahmoud Abdelfattah  
**Media Contact** .... Ronnie Ramirez (mediarelations@rgvfc.com)

### Team History

Season	Coach	Regular Season			Playoffs		
		W	L	Pct.	W	L	Pct.
2007-08	Bob Hoffman/ Brian Walsh	21	29	.420	-	-	-
2008-09	Clay Moser	21	29	.420	-	-	-
2009-10	Chris Finch	34	16	.680	6	2	.750
2010-11	Chris Finch	33	17	.660	5	3	.625
2011-12	Nick Nurse	24	26	.480	-	-	-
2012-13	Nick Nurse	35	15	.700	6	0	1.000
2013-14	Nevada Smith	30	20	.600	3	3	.500
2014-15	Nevada Smith	27	23	.540	-	-	-
2015-16	Matt Brase	29	21	.580	1	2	.333
2016-17	Matt Brase	32	18	.640	5	4	.556
2017-18	Matt Brase	29	21	.580	1	1	.500
2018-19	Joseph Blair	34	16	.680	4	1	.800

### Championships

2009-10 NBA D-League Western Conference Champions  
2009-10 NBA D-League Champions  
2010-11 NBA D-League Western Conference Champions  
2012-13 NBA D-League Champions  
2016-17 NBA D-League Western Conference Champions  
2018-19 NBA G League Champions

### 2018-19 Season Statistics

PLAYER	G-GS	MIN	FIELD GOALS		3-POINT FG		FT-FTA	PCT	REBOUNDS			AST	PF-DQ	STL	TO	BLK	PTS	AVG
			FG-FGA	PCT	FG-FGA	PCT			OFF	DEF	TOT							
House	18-18	606	121-286	.423	51-157	.325	80-103	.777	11	72	83	67	31-0	23	44	13	373	20.7
Jones	1-0	26	7-10	.700	3-3	1.000	3-8	.375	0	6	6	3	2-0	1	1	0	20	20.0
Hartenstein	26-26	841	203-324	.627	17-62	.274	84-130	.646	131	251	382	98	89-3	17	80	53	507	19.5
Sampson	18-18	632	109-254	.429	51-129	.395	48-57	.842	13	72	85	74	29-0	12	74	5	317	17.6
Frazier	45-39	1499	257-576	.446	127-333	.381	118-151	.781	52	197	249	153	126-1	61	96	13	759	16.9
Caboco	28-23	794	166-325	.511	68-157	.433	58-78	.744	77	127	204	42	107-3	37	52	88	458	16.4
Payton	26-26	777	182-388	.469	27-102	.265	27-49	.551	48	141	189	173	85-3	77	101	21	418	16.1
Knight	2-2	46	11-26	.423	7-18	.389	1-1	1.000	0	2	2	8	3-0	1	7	0	30	15.0
Tucker	49-22	1262	232-527	.440	134-350	.383	38-49	.776	51	108	159	79	75-0	36	89	10	636	13.0
Rodriguez	10-9	262	41-103	.398	12-36	.333	28-31	.903	12	25	37	51	32-1	18	25	1	122	12.2
Clark	7-7	212	29-72	.403	15-51	.294	11-17	.647	12	37	49	19	13-0	7	8	7	84	12.0
Qi	7-7	195	32-61	.525	11-30	.367	8-22	.364	19	47	66	16	25-1	4	23	15	83	11.9
Edwards	31-30	949	113-295	.383	59-188	.314	17-28	.607	50	113	163	68	73-1	25	36	12	302	9.7
Stone	21-1	273	80-150	.533	17-57	.298	26-30	.867	32	55	87	7	35-1	8	23	18	203	9.7
Chiozza	4-3	128	14-30	.467	7-22	.318	3-6	.500	2	17	19	53	9-0	8	10	0	38	9.5
Boykins	28-0	474	85-208	.409	55-152	.362	34-47	.723	10	69	79	24	37-0	19	26	7	259	9.3
McCullough	7-2	84	26-55	.473	2-10	.200	7-12	.583	18	14	32	2	14-0	3	8	6	61	8.7
Walker	49-5	868	147-249	.590	0-2	.000	72-133	.541	107	171	278	55	95-1	34	70	56	366	7.5
Moute a Bidas	27-3	463	66-153	.431	7-34	.206	59-77	.766	35	42	77	28	39-0	19	24	11	198	7.3
Johnson	29-9	599	61-174	.351	27-104	.260	28-39	.718	9	47	56	136	67-1	22	52	2	177	6.1
Hamilton	1-0	10	1-3	.333	0-1	.000	0-0	---	1	3	4	1	1-0	0	1	0	2	2.0
Bond	47-0	810	98-284	.345	26-100	.260	44-60	.733	37	103	140	151	89-1	43	87	30	266	5.7
Fisher-Davis	10-0	68	5-20	.250	4-17	.235	3-5	.600	2	3	5	2	7-0	4	3	0	17	1.7
Robinson	11-0	82	6-32	.188	0-12	.000	6-13	.462	5	12	17	8	16-0	7	9	2	18	1.6
Adams	2-0	7	1-3	.333	1-2	.500	0-0	---	0	1	1	2	2-0	2	1	0	3	1.5
Barkley	7-0	55	4-13	.308	0-2	.000	2-2	1.000	3	5	8	3	9-0	0	1	1	10	1.4
VIPERS	50	12020	2097-4621	.454	728-2131	.342	805-1148	.701	737	1740	2477	1323	1110-17	488	983	371	5727	114.5
OPPONENTS	50	12020	2053-4580	.448	523-1600	.327	897-1199	.748	632	1613	2245	1185	993-7	515	876	269	5526	110.5

