

Demographia World Urban Areas

16th Annual Edition
2020.06

DEMOGRAPHIA

DEMOGRAPHIA WORLD URBAN AREAS
(Built Up Urban Areas or World Agglomerations)
16th ANNUAL EDITION
 June 2020

TABLE OF CONTENTS

Demographia World Urban Areas (Introduction)	1
--	---

SUMMARY TABLE

Table 1: World Summary: Built-Up Urban Areas Over 500,000	22
---	----

URBAN AREA LISTINGS

Table 2: Largest Built-Up Urban Areas in the World	23
Table 3: Built-Up Urban Areas Ranked by Land Area (Urban Footprint)	40
Table 4: Built-Up Urban Areas Ranked by Urban Population Density	57
Table 5: Alphabetical List of Built-Up Urban Areas	76

COVER PHOTOGRAPH

Guangzhou: Zhujiang New Town (See Introduction)

<http://www.demographia.com/db-worldua.pdf>

© Copyright Notice

All rights reserved

Permission granted to copy or republish only without alteration of any data, name of urban area or geography.

2020.06.25 Edition

Demographia World Urban Areas
 (Built-Up Urban Areas or Urban Agglomerations)
 16th Annual Edition: April 2020

INTRODUCTION

CONTENTS OF THE INTRODUCTION

1. Demographia World Urban Areas
2. Revised Population Estimation Methodology
3. Built-Up Urban Areas: Definitional Issues
4. Data Issues
5. Highlights
6. Built-Up Urban Areas: Definitional Issues
7. Geographical Notes
8. Methodology
9. Caution: Trend Analysis
10. Background
11. Cover Illustration: Budapest
12. Comments and Suggestions

1. DEMOGRAPHIA WORLD URBAN AREAS

Demographia World Urban Areas (Built-up Urban Areas or Urban Agglomerations) is the only annually published inventory of population, corresponding land area and population density for urban areas with more than 500,000 population. Unlike some other regularly produced lists, *Demographia World Urban Areas* applies a generally consistent definition to built-up urban areas.¹ Urban footprint data is reported without regard to political boundaries that are generally associated with metropolitan areas or sub-national jurisdictions. As used in this report, all instances of the term “urban area” are defined as “built-up urban area’ (Section 3)

Demographia World Urban Areas contains population, land area and population density for the more than 1,050 identified built-up urban areas (urban agglomerations or urbanized areas) in the world with 500,000 or more population that have been identified. The total population of these urban areas is estimated at 2.25 billion, 51.4 percent of the world urban population in 2020.²

¹ Some other urban agglomeration lists mix metropolitan areas, municipalities (parts of metropolitan areas) and urban areas (built up urban areas or agglomerations). None of these lists include urban land area data. The United Nations list is unique in providing notes that clarify the nature of its each of its listings (core cities, metropolitan areas, urban areas and others).

² Calculated using United Nations data.

RELATED PUBLICATIONS

[Toward More Prosperous Cities:
Framing Essay on Urban Policy](#)

[16th Annual Demographia International
Housing Affordability Survey](#)



[The Evolving Urban Form
\(Profiles of World Urban Areas\)](#)

[A Question of Values: Middle-Income Housing
Affordability and Urban Containment Policy](#)

[City Sector Model
\(Urban Core & Suburban Small Area Analysis
within US Metropolitan Areas\)](#)

2. REVISED POPULATION ESTIMATION METHODOLOGY

The preferred source for built-up urban area population and land area is directly provided by national statistical authorities. However, few nations provide this information.

The best alternative to official built-up urban area from national statistical authorities is now from small area population grids. A review of the available sources has found the Commission Global Human Settlement (GHS2015) 250 meter database to be appropriate for the purposes of *Demographia World Urban Area* population estimation.³ Base year populations for the *Demographia* produced built-up urban area perimeters⁴ can be derived this source. The base population estimates for most 1,000,000 and larger urban areas are from GHS2015. The data in many of the 500,000 to 1,000,000 population urban areas are also from GHS 2015.

3. BUILT-UP URBAN AREAS: DEFINITIONAL ISSUES

There is considerable confusion about urban definitions, as is discussed below

3.1. What is a Built-Up Urban Area?

Built-up urban areas *are not* metropolitan areas.

An urban area ("built-up urban area,"⁵ urbanized area or urban agglomeration)⁶ is a continuously built up land mass of urban development that is *within* a labor market (metropolitan area or metropolitan region). An urban area contains *no* rural land (all land in the world is either urban or rural). In some nations, the term "urban area" is used, but does not denote a built-up urban area.⁷

An urban area is best thought of as the "urban footprint" --- the lighted area ("city lights") that can be observed from an airplane (or satellite) on a clear night. National census authorities in Australia, Canada, Denmark, Finland, France, the Netherlands, Norway, Sweden, the United Kingdom and the United States designate urban areas. Except in Australia, the authorities generally use a minimum urban density definition of 400 persons per square kilometer (or the nearly identical 1,000 per square mile in the United States) in areas that comprise urban areas.

³ European Commission Global Human Settlement: GHS_POP_E2015_GLOBE_R2019A_54009_250_V1_0 dataset, (https://ghsl.jrc.ec.europa.eu/ghs_pop2019.php).

⁴ All built-up urban area perimeters are produced by *Demographia* except for those provided by national statistical authorities.

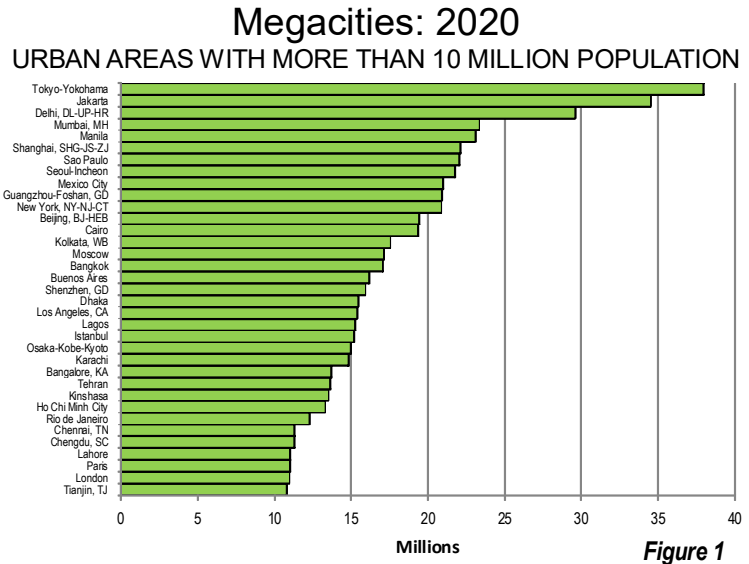
⁵ "Built up urban area" is the new urban area term now used by National Statistics in the United Kingdom. It may be the most descriptive short term for urban areas.

⁶ Called a "population centre" in Canada and an "urban centre" in Australia.

⁷ For example, in China, sub-city or sub-regional districts called "shixiaqu" (市辖区) are sometimes referred to as urban areas. Shixiaqu resemble metropolitan areas, containing both urban and rural land. Districts designated as urban often have large tracts of rural land on which urban development is anticipated.

By necessity, average population density data masks significant variations within urban areas. Within urban areas, urban population densities can range from below 400 per square kilometer (1,000 per square mile), particularly in North American urban areas, to over 1,000,000 per square kilometer (2,500,000 per square mile) in informal neighborhoods⁸ of some Asian urban areas, such as Dhaka (See: *The Evolving Urban Form: Dhaka*).⁹

Varying densities within urban areas are illustrated by comparing by the Phoenix urban area which is at least 60 percent denser than the Boston-Providence urban area. Yet, the highest small are population densities within Boston-Providence are at least five times that of the highest density areas in Phoenix. Moreover, Boston-Providence has a far larger commercial core (“central business district” or “downtown”). The difference is that the Phoenix suburbs are denser than the Boston-Providence suburbs.



Higher density suburbs are also responsible for making Los Angeles the most densely populated large urban area in the United States, despite its much lower urban core densities relative to New York (See: *California’s Dense Suburbs and Urbanization*¹⁰). This creates an irony that the city most associated with urban dispersion (“urban sprawl”) in the United States is, in reality, the least dispersed (least “sprawling”). At the same time, no urban area in the world sprawls over a larger area than New York, as is indicated in Table 3.

Similarly, London and Athens have similar population densities. Yet, the core densities in Athens are considerably higher than in London. The Athens suburbs, however, are among the least dense in the high-income world. The Essen-Dusseldorf and Milan urban areas have almost identical densities, yet core densities are considerably higher in Milan. *Demographia World Urban Areas* reports the estimated population and density of *entire* urban footprints, regardless of their internal density profiles.

3.2: Urban Areas Contrasted with Metropolitan Areas

An urban area (built-up urban area or urban agglomeration) is fundamentally different from a metropolitan area. A metropolitan area is a labor market (and a housing market). It includes a principal built-up urban area (the largest built-up urban area in the metropolitan area) as well as economically connected rural areas (and smaller urban areas) to the outside. (Figure 6).¹¹

⁸ Called slums, shantytowns or favelas in various geographical areas.

⁹ Wendell Cox, (2012), “The Evolving Urban Form: Dhaka,” *The New Geography*, <http://www.newgeography.com/content/003004-evolving-urban-form-dhaka>.

¹⁰ See: Wendell Cox (2018), “California’s Dense Suburbs and Urbanization,” *The New Geography*, <http://www.newgeography.com/content/005908-californias-dense-suburbs-and-urbanization>.

¹¹ All land is that is not urban is considered rural.

Urban areas draw employees from a labor market area larger than the area of continuous development. For example, INSEE, the census authority of France defines the Paris urban area ("unité urbaine") as 2,845 square kilometers and the Paris metropolitan area (aire urbaine) as 17,100 square kilometers, indicating that more than 80 percent of the land area is outside the Paris urban area (See: *The Evolving Urban Form: Paris*¹²). Similarly, in the United States, 52 metropolitan areas with more than 1,000,000 population in 2010 had only 19 percent of land in urban use, with the remainder of 81 percent being rural (See: *Rural Character in America's Metropolitan Areas*¹³).

Because of the fundamental differences between urban areas (or urban agglomerations) and metropolitan areas, population comparisons should be made only within the two categories, not between. To mix the two is akin to comparing "apples and oranges."

3.3: Metropolitan Area Densities are not Urban Densities

Metropolitan area densities can be calculated, but are not a representation of urban densities, because *all* metropolitan areas include suburban land, which is therefore not urban. Urban densities can be calculated only using urban populations and land areas, which necessarily exclude rural data. All metropolitan areas have rural areas and thus metropolitan density is not a genuine measure of urban density.

Moreover, comparing metropolitan areas is fraught with difficulty, because (1) there are no international standards for delineating metropolitan areas, rendering them non-comparable between nations and (2) geographical "building blocks" may be too large to reasonably estimate the geographical extent of metropolitan areas.

Even within nations, comparison of metropolitan area densities can be invalid. This is illustrated by metropolitan areas in the United States, where counties are used as the building blocks. The size of counties in the United States varies up to 1,500 times and, as a result, metropolitan densities are strongly influenced by the densities of the rural areas surrounding the built-up urban areas. The metropolitan area with the largest land area in the United States is Riverside-San Bernardino, at 27,300 square miles (71,000 square kilometers). This is nearly as large as Austria. Most of this area is well beyond commuting range, which means that Riverside-San Bernardino is much larger than its genuine labor or housing market. The situation is similar, but not as extreme in some other metropolitan areas of the United States. Metropolitan

Urban Areas & Metropolitan Areas: Contrast EXAMPLE: PARIS URBAN & METROPOLITAN AREA

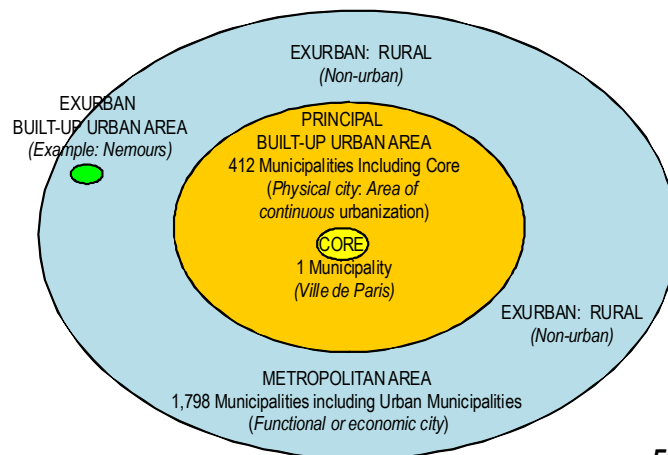


Figure 2

¹² Wendell Cox (2018), "The Evolving Urban Form: Paris," *The New Geography*, <http://www.newgeography.com/content/005912-the-evolving-urban-form-paris>.

¹³ Wendell Cox (2013), "Rural character in America's Metropolitan Areas," *The New Geography*, <http://www.newgeography.com/content/004088-rural-character-america-s-metropolitan-areas>.

area densities in the United States therefore cannot be compared with a reasonable level of precision as an indication of urban densities, even among themselves.

3.4: Urban Areas Contrasted with Municipalities (Cities or Communes)

An urban area is different from a municipality (also called a city, city proper, or a local government authority). Municipalities have political boundaries that usually constitute only a part of the urban area. For example, the city of Seoul represents less than one-half of the population (and a declining proportion) of the Seoul-Incheon urban area, which extends well beyond the municipality. On the other hand, a municipality may be considerably larger than an urban area and therefore contain considerable non-urban (or rural) territory. Zaragoza, Spain is an example. A large part of the municipality of Mumbai is rural, composed of the Rajiv Gandhi National Park and thus not included in the urban area.

The translated term "city" is generally used to denote sub-provincial (or in some cases provincial) government areas in China. These were formally referred to as "prefectures." Generally, they include rural areas and extend far beyond their built-up areas (such as Beijing, Tianjin, Wuhan and Guangzhou). The city of Chongqing, which has the largest population of any entity called a city (municipality) in the world and stretches far beyond any reasonable definition of a metropolitan area. Like the Riverside-San Bernardino metropolitan area, Chongqing covers a land area similar to that of Austria. Most of the municipality is well beyond the commuting range of the urban area.

The Chinese term "shi" is popularly translated as "city" in English. Chinese "shi" and equivalent terms are divisions of divisions of provinces or province equivalent. China is divided into more than 3,000 "shi," which are similar in number to the more than 3,000 counties of the United States. France has more than 30,000 communes, with most of their respective land areas typically being rural.

3.5: Urban Areas Contrasted with Adjacent Urban Areas

This report confines urban areas to a single metropolitan area (below) or labor market area. As a result, where urban areas have grown together but remain as (labor markets), they are considered "adjacent urban areas." Each component urban area is separately listed.

Examples of adjacent urban areas follow:

- The Pearl River Delta urban areas of Shenzhen, Dongguan, Zhongshan, Jiangmen, Huizhou, Zhuhai, Guangzhou and Foshan in China's Guangdong province are very close to one-another and in some cases the built-up urban areas are virtually adjacent. Yet, this is not considered a single urban area because there is not a single labor market. *Demographia World Urban Areas* considers Guangzhou and Foshan as a single urban area, because they have become more economically integrated than the other urban areas (such as by Metro system that serves both cities). Otherwise, each of the other urban areas in the Pearl River Delta economic region is considered to be separate. The Hong Kong and Macau urban areas are also adjacent to the adjacent urban areas of Guangdong (see "Adjacent International Urban areas," below). See:

Ultimate City: Guangdong-Hong Kong-Macau Greater Bay Area (with Photographic Tour).¹⁴ Plans call for significant transport improvements that could make all or part of this area a single labor market in the future.

- The Yangtze River Delta (broadly defined to include Hangzhou Bay) contains a number of nearby urban areas stretching from Zhoushan/Ningbo to Shanghai, and Nanjing. This includes the municipalities (prefectures) of Zhoushan, Ningbo, Shaoxing, Hangzhou, Jiaxing, Shanghai, Suzhou, Wuxi, Changzhou, Zhenjiang, Nanjing and other smaller urban areas. Adjacent urban areas in the Yangtze River Delta extend from Shanghai, through Suzhou and Wuxi to Changzhou. There are two other adjacent urban areas, Hangzhou and Shaoxing as well as Ningbo and Zhoushan. There is rural territory between Changzhou and Zhenjiang, Zhenjiang and Nanjing, Shanghai and Hangzhou as well as between Shaoxing and Ningbo. Plans call for significant transport improvements that could combine some of these adjacent urban areas into single urban areas in the future.
- The coast of Japan from Tokyo-Yokohama to Osaka-Kobe-Kyoto has nearly “grown together.” Yet, this ribbon of urbanization is far too large to be a single metropolitan area (labor market).
- The same applies to the Northeastern “megalopolis” of the United States. There is continuous development from the Philadelphia urban area, through the New York urban area, to the Hartford urban area. This continuous urbanization is considered as separate built-up urban areas because there are three labor markets (metropolitan areas).

International Urban Areas: Urban areas (and metropolitan areas) are confined to a single nation, unless there is virtual freedom of movement (principally labor) between the adjacent nations (or jurisdictions). Freedom of movement means that there are no customs or immigration facilities at borders, or that there are arrangements (such as readily available permits) for residents to live and/or work in any of the adjacent jurisdictions. Currently, this condition is met only between some continental nations of the European Union. For example, the Lille urban area is in both France and Belgium yet is considered a single urban area because there is freedom of labor movement without trade, immigration or customs barriers. Treaty provisions render Geneva (Switzerland)-Annemasse (France), Basel (Switzerland) along with suburban areas of France and Germany as a single built-up urban area. Similarly, Milan together with Chiasso in Switzerland is a single built-up urban area.

However, Detroit-Windsor El Paso-Ciudad Juarez and San Diego-Tijuana are not considered single urban areas because border controls restrict the free movement of labor. In China’s Pearl River Delta, the Macao and Hong Kong urban areas are considered separate from Guangdong urban areas due, at least partly, to the international-style border at the provincial border.

3.6: Combined Urban Areas

In the United States, single labor markets can be either metropolitan areas, or combined statistical areas (CSAs), which are, in effect, larger metropolitan areas or metropolitan regions, with somewhat less

¹⁴ Wendell Cox (2018), “Ultimate City: Guangdong-Hong Kong-Macau Greater Bay Area (with Photographic Tour),” *The New Geography*, <http://www.newgeography.com/content/006132-ultimate-city-guangdong-hong-kong-macao-greater-bay-area-with-photographic-tour>.

stringent economic interchanges (measured by employment commuting).¹⁵ Where continuous urban footprints exist within CSA. *Demographia World Urban Areas* combines them into a single built-up urban area. For example, the New York built-up urban area stretches from New York to other adjacent built-up urban areas, such as Bridgeport-Stamford, New Haven, Trenton and other metropolitan areas.

In addition, the US Census Bureau has retained some urban areas, despite their now continuous urbanization with other urban areas within the same metropolitan areas.¹⁶ *Demographia World Urban Areas* combines them into a single built-up urban area. Cleveland and Lorain, Ohio and Orlando and Kissimmee, Florida are examples of this (Table A-1).

In Canada, where the national census authority (Statistics Canada) defines metropolitan areas, the Toronto, Hamilton and Oshawa metropolitan areas are also considered a single labor market and are combined into a single combined urban area. While Canada does not designate combinations of metropolitan areas, Statistics Canada has indicated that if criteria similar to that of the United States were applied the Toronto, Hamilton and Oshawa metropolitan areas, they would constitute a combined metropolitan area.¹⁷

Other adjacent urban areas are combined in nations that do not report built-up urban area data. For example, Guangzhou and Foshan, and Tehran and Karaj are combined because of strong transport links that make commuting feasible.

4: DATA ISSUES

New census data and estimates as well as later satellite imagery has led to important revisions in recent editions of *Demographia World Urban Areas*:

- Statistical communiqués from many Chinese cities have shown population growth rates since 2010 that are far below earlier projections. This publication substitutes annual estimates based on the rate of growth of from the 2010 census to the latest available year, in larger urban areas where sufficient data is available. These estimates have been substituted in cases where a there is a Basis Population Code of “L.” (See related article: *Beijing and Shanghai Limit Population Growth*¹⁸).
- Canada has revised its method for delineation of built-up urban areas (population centres) in the 2016 census. Urban areas are now comprised of qualifying small area “blocks,” rather than the former municipalities. Some municipalities included large tracts of rural land and this revision

¹⁵ Metropolitan areas require a 25 percent employment interchange between constituent counties (US metropolitan areas are no longer based on central municipalities, but now use “central counties”). Combined statistical areas require a 15 percent employment interchange between metropolitan areas.

¹⁶ United States Census Bureau (2011), “Urban Area Criteria for the 2010 Census,” *The Federal Register*, <https://www2.census.gov/geo/pdfs/reference/fedreg/fedregv76n164.pdf>.

¹⁷ Statistics Canada (2008), “Defining and Measuring Metropolitan Areas: A Comparison between Canada and the United States,” <http://www.statcan.gc.ca/pub/92f0138m/2008002/5002030-eng.htm>.

¹⁸ Wendell Cox, (2019), “Beijing and Shanghai Limit Population Growth,” *The New Geography*, <http://www.newgeography.com/content/006258-beijing-and-shanghai-limit-population-growth>.

removed these areas from the urban areas. As a result, urban area densities in Canada are higher and land areas smaller than previously reported.

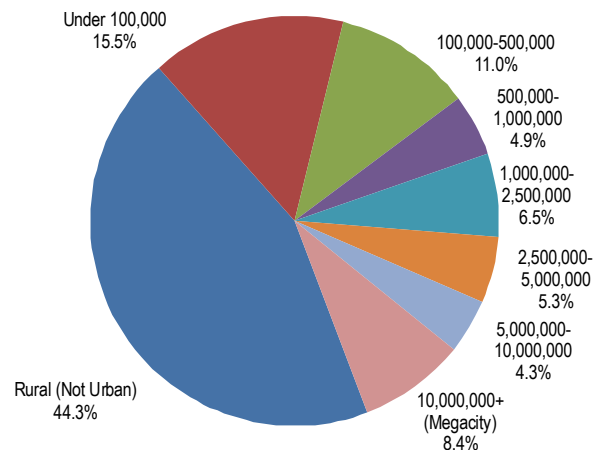
- A new population estimate for Kinshasa has been developed, from 2014 data provided by the Institut National de la Statistique of the Democratic Republic of the Congo (DRC). The data was not sufficient, however, to develop revised estimates for other built-up urban areas in the DRC.

Table A-1 COMBINED URBAN AREAS Designated only in Nations Reporting Urban Agglomeration Data	
NATION	COMBINED URBAN AREA & Constituent Urban Areas
Canada	TORONTO, ON: Hamilton, Oshawa, Toronto
United States	ATLANTA, GA: Atlanta, Gainesville, Winder
United States	BOSTON-PROVIDENCE, MA-RI-NH-CT-ME: Barnstable Town (MA), Dover (NH-ME), Boston (MA-NH-RI), Leominster (MA), Manchester (NH) Nashua (NH-MA), New Bedford (MA), Portsmouth (NH-ME), Providence (RI-MA), Worcester (MA-CT)
United States	CHARLOTTE, NC-SC: Charlotte, Concord, Gastonia, Rock Hill (SC)
United States	CHICAGO, IL-IN-WI: Chicago, Kenosha (WI), Round Lake Beach
United States	CLEVELAND, OH: Cleveland, Akron, Lorain
United States	DALLAS-FORT WORTH, TX: Dallas-Fort Worth, Denton, McKinney
United States	DETROIT, MI: Detroit, Ann Arbor, South Lyon
United States	HOUSTON, TX: Houston, Conroe, Texas City
United States	KANSAS CITY, MO-KS: Kansas City, Lee's Summit
United States	LOS ANGELES, CA: Los Angeles, Riverside-San Bernardino, Mission Viejo
United States	NEW YORK, NY-NJ-CT-PA: Bridgeport (CT), Danbury (CT-NY), New Haven (CT), New York (NY-NJ-PA), Trenton (NJ), Twin Rivers (NJ), Waterbury, CT
United States	ORLANDO, FL: Orlando, Kissimmee, Poinciana
United States	PHILADELPHIA, PA-NJ-DE-MD: Philadelphia, Pottstown
United States	PHOENIX, AZ: Phoenix, Avondale, Buckeye
United States	RALEIGH, NC: Raleigh, Durham
United States	SALT LAKE CITY: Salt Lake City, Ogden, Provo
United States	SAN FRANCISCO-SAN JOSE, CA: San Francisco, Concord, Livermore, Napa, San Jose, Vallejo
United States	SEATTLE, WA: Seattle, Bremerton, Indianola, Marysville
United States	ST. LOUIS, MO-IL: St. Louis, Alton (IL-MO)
United States	WASHINGTON-BALTIMORE, DC-VA-MD: Washington, Baltimore, Waldorf (MD)

A combined urban area consists of adjacent urban areas that are located within the same labor market area (U.S. Combined Statistical Area) or equivalent).

- A new population census ends more than 30 years since the last in Myanmar. Built-up urban area estimates have been updated using this information.
- The lower range population estimates for the Lagos built up urban area have been largely confirmed by the *Africapolis* project (see Geographical Notes,

World Population Distribution: 2019
URBAN (BY POPULATION) & RURAL



below). There has been considerable controversy about the population of Lagos for years and local governments had claimed the census of Nigeria had severely under-counted its population. The new information is generally consistent with the Nigerian federal government population data.

5. HIGHLIGHTS

In recent years, the world has become more than one-half urban for the first time in history (56.2 percent in 2020). Yet, it would be a mistake to believe that the world's urban residents live in settings similar to 5th Avenue in New York or within the fourth ring road of Beijing or in inner Paris, or for that matter in large urban areas. Nearly all of the world's large urban areas have extensive suburbs of much lower density outside the historic cores that are characterized by higher densities. Some post-automobile urban areas have little or no high-density urban core.

Distribution of World Population: Approximately 70 percent of the world's population live in urban areas with fewer than 500,000 residents¹⁹ or in rural areas in 2019 (See: *What is a Half-Urban World?*²⁰). Approximately 30 percent lives in urban areas with 500,000 or more population.²¹ Only 13 percent of the world's population lives in the urban areas of 5 million or more, approximately. China has more than 15 urban agglomerations of this size, the United States more than 10 and India 9 (Figure 1).

Distribution of Large Urban Population by Urban Density: More than one-half of the 500,000+ urban area population lived in built-up urban areas with between 4,000 and 10,000 persons per square kilometer (approximately 10,000 to 25,000 persons per square mile) in 2019. About 27 percent lived in urban areas with lower densities and 21 percent in higher density urban areas (Figure 2). Nearly one-half of the urban areas have densities between 4,000 and 10,000 per square kilometer and nearly one-quarter have densities of from 2,000 to 4,000 per square kilometer (Figure 3).

Distribution of World Population by Continent: More than one-half of the population of large built-up urban areas (500,000 and over) are in Asia (Figure 4). The Asian urban areas comprised 58 percent of the world's large urban area population in 2019.

Megacities: There are 35 megacities in the world (urban areas over 10 million population), revised as a result

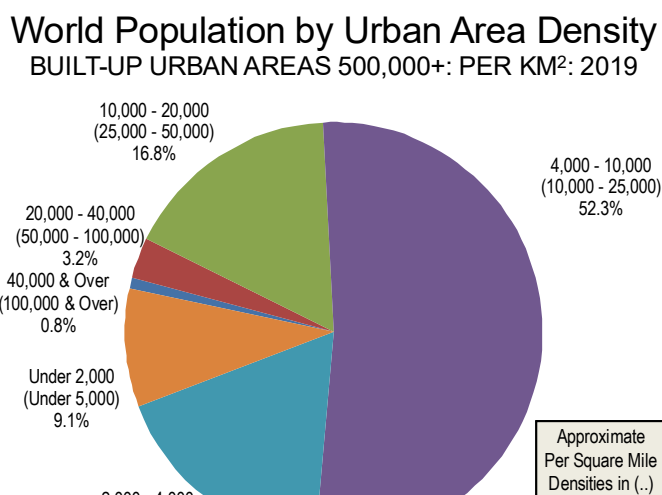


Figure 4

¹⁹ The of urban areas under 500,000 is estimated by applying ratios from, *Making Room for a Planet of Cities* (Shlomo Angel, with Jason Parent, Daniel L. Civco, and Alejandro M. Blei) to the Demographia data.

²⁰ Wendell Cox (2012), "What is a Half-Urban World," *The New Geography*, <http://www.newgeography.com/content/003249-what-a-half-urban-world>.

²¹ Caution is recommended in comparing population categories with previous years. Because urban areas shift (generally upward) in population categories, the urban area components of each population category have changed. The of urban areas under 100,000 is estimated by applying ratios from, *Making Room for a Planet of Cities*.

of the new population estimation methodology from last year's 38 (Figure 5). A total of 88 urban areas have 5,000,000 or more population, up from 86 last year (Table 2).

Median Resident Analysis

Indicators of the “median resident” (middle resident) for the current year are provided as follows:

- The median world resident lived in an urban area of 625,000 residents in 2019 (including all urban and rural residents). This is the estimated population of urban areas such as Wrocław, Poland; Suez, Egypt; Siping (Jilin), China; Kolhapur (Maharashtra), India; Albany (New York), US; and Mar del Plata, Argentina.
- The median resident of urban areas with 500,000+ population lived in an urban area with an average density of approximately 5,600 per square kilometer (approximately 14,500 per square mile). This is similar to the estimated population density urban areas such as London, Chongqing, Santiago, Chile; Khartoum and Morelia (Mexico).
- The median resident of urban areas with 500,000+ population lived in an urban area covering approximately 1,150 square kilometers (440 square miles). Urban areas such as Bangalore (Karnataka), India; Xi'an (Shaanxi), China; Baku, Azerbaijan; and Rome have similar densities.

6. GEOGRAPHICAL NOTES

Pakistan: The new 2017 census data has now been reported for Pakistan. This is the first complete census since 1998. *Demographia* had reported concerns about the reliability of population estimates in Pakistan. These concerns no longer exist.

West Africa: *Demographia World Urban Areas* uses base population data (2010) from *Africapolis*, where available (West Africa).²² *Africapolis* uses various techniques, including an analysis of satellite photographs to develop population estimates for built-up urban areas in West Africa. Moreover, the urban area definition used by *Africapolis* is consistent with the general approach by Western European governments that define built-up urban areas. The *Africapolis* data is particularly useful in West Africa, where most national statistical authorities (like those of most

Built-Up Urban Area Population: 2019
BY CONTINENT: 500,000 POPULATION & OVER

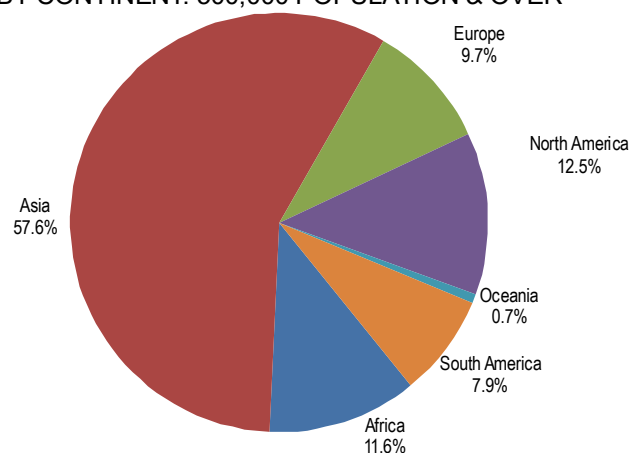


Figure 5

²² Agencie Francaise de Developpment, *Africapolis Urbanization Trends: 1950-2020: A Geo-statistical Approach West Africa*, http://www.afd.fr/webdav/site/afd/shared/PUBLICATIONS/THEMATIQUES/autres-publications/BT/Africapolis_Final-Report_EN.pdf.

nations) do not report urban agglomeration data.

Nigeria: Unlike other nations of West Africa, there have been strong criticisms of the Nigerian census for decades, which makes the *Africapolis* built-up urban area data particularly important in Nigeria. For example, the most recent federal census (2006) been severely criticized by local officials in Lagos state as having missed many people. The census indicated that Lagos metropolitan area population was approximately 9 million. By comparison, a local census conducted at about the same time indicated a population of 17.5 million. Authoritative neutral analysis generally finds lower population levels, more consistent with data from the federal census.²³ The detailed analysis by *Africapolis* is believed to be the most accurate population estimates for the urban areas of Nigeria.

Democratic Republic of the Congo: The government recently published provincial population estimates, which made it possible to produce a far more reliable estimate for the Kinshasa urban area, which constitutes nearly all of the population of Kinshasa province. Population estimates for other urban areas may be less reliable.

Specific Built-Up Urban Areas

Table A-2 below notes identify *some* additional components of urban areas that (1) might be thought to be separate urban areas, or (2) may be classified separate by statistical agencies or are (3) listed to indicate to better describe the geography of an urban area. Urban areas include many more components that are not indicated in Table.A-2.

Table A-2 Specific Urban Areas: Notes	
Built-up Urban Area or Geography	Notes (See end of the table)
Aachen, Germany	Extends into the Netherlands; Includes Heerlen, Netherlands.
Abuja, Nigeria	Includes Kwamba
Akron, OH urban area, USA	Included in Cleveland
Alton, IL-MO urban area, USA	Included in St. Louis
Amersfoort, Netherlands	Included in Utrecht.
Amman, Jordan	Includes Az-Zarqa.
Amsterdam, Netherlands	Includes Haarlem
Ann Arbor, MI urban area, USA	Included in Detroit
Ansan, Korea	Included in Seoul-Incheon.
Atlanta, GA urban area, USA	Combined urban area. Includes Gainesville & Winder urban areas
Avondale, AZ urban area, USA	Included in Phoenix.
Bahadurgarh, Haryana, India	Included in Delhi.
Barnstable Town, MA urban area USA	Included in Boston-Providence
Basel, Switzerland	Extends into France and Germany
Bataysk, Russia	Included in Rostov.

²³ Adewale Maja-Pearce and Eleanor Whitehead (2014 , “Factsheet: Nigeria’s Population Figures,” Africa Check: Sorting Fact from Fiction, <https://africacheck.org/factsheets/factsheet-nigerias-population-figures/>

Table A-2 Specific Urban Areas: Notes	
Bhiwandi, Maharashtra, India	Included in Mumbai (beginning in 2016).
Bogor, Indonesia	Included in Jakarta
Boston-Providence, MA-RI-NH-CT-ME urban area, USA	Combined urban area. Includes Barnstable Town (MA), Dover (NH-ME), Boston (MA-NH-RI), Leominster (MA), Manchester (NH) Nashua (NH-MA), New Bedford (MA), Portsmouth (NH-ME), & Providence (RI-MA), Worcester (MA-CT) urban areas.
Brasilia, Brazil	Includes Luziana and Gama (GO)
Bremerton, WA urban area, USA	Included in Seattle
Bridgeport, CT, USA	Included in New York.
Buckeye, AZ urban area, USA	Included in Phoenix.
Chanan (Shantou), GD, China	Included in Chaoyang
Changtai, FJ China	Included in Zhangzhou
Chaoyang (Shantou), GD, China	Includes Chaonan
Charlotte, NC-SC	Combined urban area. Includes Charlotte (NC), Concord (NC), Gastonia (NC), Rock Hill (SC)
Chiasso, Switzerland	Included in Milan, Italy (single labor market)
Chicago, IL-IN-WI urban area, USA	Combined urban area. Includes Chicago, Kenosha and Round Lake Beach urban areas
Choloma, Honduras	Included in San Pedro Sula
Chungli, China: Taiwan	Included in Taipei.
Chuzhou, AN China	Includes Quanjiao
Ciudad Juarez, Mexico urban area	<i>Not combined with El Paso: (International Border Controls: Not a labor market)</i>
Cleveland, OH, USA	Combined urban area. Includes Cleveland, Akron, Lorain
Concord, CA urban area, USA	Included in San Francisco-San Jose
Concord, NC urban area, USA	Included in Charlotte
Conroe, TX urban area, USA	Included in Houston.
Dallas-Fort Worth, TX urban area, USA	Combined urban area. Includes Denton and McKinney urban areas
Danbury, CT urban area, USA	Included in New York.
Darwin, NT, Australia	Includes Palmerston.
Dashiqiao, LN China	Included in Yingkou
Daye, HUB, China	Included in Huangshui
Delhi, NCT, HA, UP, India	Includes Faridabad, Ghaziabad, Noida, Gurgaon and Bahadurgarh urban areas and New Delhi.
Denton, TX, USA	Included in Dallas-Fort Worth
Detroit, MI, USA	<i>Not combined with Windsor: (International Border Controls: Not a labor market)</i> , Combined urban area. Includes Detroit, Ann Arbor & South Lyon
Dhaka, Bangladesh	Nayanganj included.
Dongguan, Guangdong, China	2010 census population was well below previous local estimates
Dongyang, ZJ, China	Included in Yiwu (Jinhua)

Table A-2 Specific Urban Areas: Notes	
Dover, NH-ME urban area, USA	Included in Boston-Providence
Dubai, UAE	Includes Sharja
Durham, NC urban area, USA	Included in Raleigh
Ejin Horo, NM, China	Includes Kangbashi
El Pasa, TX urban area, USA	<i>Not combined with Ciudad Juarez: (International Border Controls: Not a labor market)</i>
Ezhou, Hubei, China	Includes Huangzhou (Huanggang).
Faridabad, Haryana, India	Included in Delhi.
Foshan, Guangdong, China	Included in Guangzhou-Foshan
Francisco Morato, Sao Paulo, Brazil	Included in Sao Paulo
Fukuoka, Fukuoka, Japan	Shown as a separate urban area. Some sources combine Fukuoka with Kitakyushu (such as the United Nations).
Fushun, LN China	Included in Shenyang
Gainesville, GA urban area, USA	Included in Atlanta
Gama, GO Brazil	Included in Brasilia
Ganzhou, JX, China	Includes Nankang
Gaogang, Jiangsu, China	Included in Taizhou
Gastonia, NC urban area, USA	Included in Charlotte
Geneva, Switzerland	Extends into France
Gezbe, Turkey	Included in Istanbul
Ghaziabad, Uttar Pradesh, India	Included in Delhi.
Gongjing, SC, China	See Zigong
Guangzhou-Foshan, Guangdong, China	Includes Foshan
Gujranwali, Pakistan	Includes Kamoki
Gurgaon, Haryana, India	Included in Delhi.
Haarlem, Netherlands	Included in Amsterdam.
Hague, Netherlands	Included in Rotterdam-Hague
Hamilton, ON urban area, Canada	Included in Toronto.
Hebi, Henan, China	Includes Qi
Heerlen, Netherlands	Included in Aachen, Germany.
Helan, NX China	Included in Yinchuan
Himeji, Hyogo, Japan	Included in Osaka-Kobe-Kyoto.
Hitachi, Japan	Included in Mito.
Hong Kong, China	<i>Not combined with Shenzhen: (Border Controls: Not a labor market)</i>
Houston, TX urban area, USA	Combined urban area. Includes Conroe & Texas City
Huangmei (Huanggang), HUB	Included in Jiujiang, JX.
Huangshui, HUB	Includes Daye (county level city)
Huangzhou (Huanggang), Hubei, China	Included in Ezhou.
Hubli, West Bengal, India	Does not include Dharwad.

Table A-2 Specific Urban Areas: Notes	
Huiyang qu (Huizhou), Guangdong, China	Included in Shenzhen.
Huizhou, Guangdong, China	Huicheng qu only
Ikorodo, Nigeria	Included in Lagos
Incheon, South Korea	Included in Seoul-Incheon,
Indianola WA urban area, USA	Included in Seattle
Istanbul, Turkey	Includes Gezbe
Jakarta, Indonesia	Higher estimate than other sources (such as the United Nations), which are largely limited to DKI Jakarta. Continuous urbanization extends into Tangerang, South Tanerang, Borgor, Bekasi and Karawang.
Jianbizhen (qu), China	Included in Zhenjiang, JS
Jiangyin (Wuxi), GD, China	Included in Zhangjiaggang (Suzhou) JS
Jianshan, HL China	Included in Shuangyashan
Jinjiang, Fuzhou, China	Included in Quanzhou.
Jiujiang, JX, China	Includes Huangmei (Huanggang), HUB.
Jixian, HL China	Included in Shuangyashan
Kalyan, Maharashtra, India	Included in Mumbai (beginning in 2016).
Kamoki, Pakistan	Included in Gujranwali
Kangbashi (Ordos), NM, China	Includes Ejjin Horo
Kashi, XJ, China	Includes Shule
Kansas City, MO-KS, USA	Combined urban area. Includes Kansas City (MO) & Lee's Summit (MO-KS)
Karaj, Iran	Included in Tehran.
Karawang, Indonesia	Included in Jakarta
Kenosha, WI, USA	Included in Chicago.
Kissimmee, FL urban area, USA	Included in Orlando.
Kitakyushu, Fukuoka, Japan	Shown as a separate urban area. Some sources combine Kitakyushu with Fukuoka (such as the United Nations), which is not a part of the continuous urbanization of Kitakyushu.
Kuala Lumpur, Malaysia	The population is higher other agglomeration estimates (such as the United Nations), which does not include all of the continuously developed urban area. Includes Port Klang.
Kulim, Malaysia	Included in Penang
Kwamba, Nigeria	Included in Abuja
Lagos, Nigeria	Includes Ikorodo & Loburo
Lagos, Nigeria	Demographia uses the Africapolis estimate as the base. See discussion above on Nigeria.
Lee's Summit, MO urban area, USA	Included in Kansas City
Leiden, Netherlands	Included in Rotterdam-Hague
Leon, Mexico	Includes Silao

Table A-2 Specific Urban Areas: Notes	
Leonminster, MA urban area USA	Included in Boston-Providence
Lille, France	Extends into Belgium (single labor market)
Livermore, CA urban area, USA	Included in San Francisco-San Jose
Loburo, Nigeria	Included in Lagos
Lorain, OH urban area, USA	Included in Cleveland
Los Angeles, CA urban area, USA	Combined urban area. Includes Riverside-San Bernardino and Mission Viejo urban areas
Luziana, GO Brazil	Included in Brasilia
Manchester, VT urban area, USA	Included in Boston-Providence
Manila, Philippines	Higher than other estimates, which are largely limited to the National Capital Region. Continuous urbanization extends into Cavite, Laguna, Bulucan and Rizal.
Maputo, Monzambique	Includes Matola.
Marseille, France	Demographia land area estimate used, because INSEE definition includes a large rural component.
Marysville, WA urban area, USA	Included in Seattle
McKinney, TX, USA	Included in Dallas-Fort Worth.
Mersin, Turkey	Includes Tarsus
Miami, FL, USA	Includes the former urban areas of Fort Lauderdale and West Palm Beach, which have been incorporated by the US Census Bureau.
Milan, Italy	The population is higher other agglomeration estimates (such as the United Nations), which does not include all of the continuously developed urban area, which stretches well into Como, Lecco and Varese provinces. Extends into Switzerland (single labor market). includes Chiasso, Switzerland.
Mission Viejo urban area, CA, USA	Included in Los Angeles.
Mito, Japan	Includes Hitachi
Moscow, Russia	Demographia is indebted to Richard Forstall, who has provided local authority area population data for portions of Moscow Oblast within the Moscow urban areas. Other estimates (such as the United Nations estimate) largely limited to the municipality of Moscow,
Mumbai, Maharashtra, India	Includes Kalyan, and the Panvel urban area. As of 2016, also includes the Census of India urban areas of Bhiwandi, Kalyan, Vasai-Virar beginning in 2016.
Nankang, JX, China	Included in Ganzhou
Napa, CA urban area, USA	Included in San Francisco-San Jose
Nara, Nara, Japan	Included in Osaka-Kobe-Kyoto.
Nashua, NH urban area, USA	Included in Boston-Providence
Navi Mumbai, Maharashtra, India	Included in Mumbai.
Nayaranganj, Bangladesh	Included in Dhaka.
New Bedford, MA urban area USA	Included in Boston-Providence

Table A-2 Specific Urban Areas: Notes	
New Delhi, NCT, India	Included in Delhi
New Haven, CT urban area, USA	Included in New York
New York, NY-NJ-CT urban area, USA	Combined urban area. Includes Bridgeport, New Haven, Trenton, Danbury, Waterbury and Twin Rivers urban areas
Noida, Uttar Pradesh, India	Included in Delhi.
Ogden UT urban area, USA	Included in Salt Lake City
Ordos, NM, China	See (1) Dongsheng or (2) Kangbashi
Orlando, FL urban area, USA	Combined urban area. Includes Kissimmee & Poinciana
Osaka-Kobe-Kyoto, Japan	Portions of the prefectures of Osaka, Kobe, Kyoto and Nara area included. Includes Himeji. United Nations estimates separate Osaka-Kobe and Kyoto and exclude both Nara and Himeji.
Oshawa, ON urban area, Canada	Included in Toronto.
Palmerston., NT, Australia	Included in Darwin
Panvel, Maharashtra, India	Included in Mumbai.
Penang, Malaysia	Includes Kulim
Philadelphia, PA-NJ-DE-MD, USA	Combined urban area. Includes Philadelphia (PA-NJ-DE-MD) & Pottstown, PA
Phoenix, AZ area, USA	Combined urban area. Includes Avondale and Buckeye urban areas
Pinglu (Yuncheng) SAX China	Included in Sanmenxia
Poinciana, FL urban area, USA	Included in Orlando
Port Klang, Malaysia	Included in Kuala Lumpur.
Portsmouth, NH-ME urban area, USA	Included in Boston-Providence
Pottstown PA urban area, USA	Included in Philadelphia
Providence, RI-MA urban area, USA	Included in Boston-Providence
Provo, UT urban area, USA	Included in Salt Lake City
Qi, Henan, China	Included in Hebi
Quanjiao, AN China	Included in Chuzhou
Quanzhou, Fuzhou, China	Includes Shishi and Jinjiang
Qujing, YN China	Includes Zanyi
Raleigh, NC urban area, USA	Combined urban area. Includes Durham urban area.
Riverside-San Bernardino, CA urban area, USA	Included in Los Angeles.
Rock Hill, SC urban area, USA	Included in Charlotte
Rostov, Russia	Includes Bataysk.
Rotterdam-Hague, Netherlands	Includes Leiden
Round Lake Beach, IL, USA	Included in Chicago.
Saarbrücken, Germany	Extends into France
Salt Lake City, UT	Combined urban area. Includes Ogden & Provo urban areas
Salzburg, Austria	Extends into Germany (single labor market)
San Diego, CA urban area, USA	<i>Not combined with Tijuana: (International Border Controls: Not a</i>

**Table A-2
Specific Urban Areas: Notes**

	<i>labor market)</i>
San Francisco-San Jose, CA urban area, USA	Combined urban area. Includes San Jose, Concord, Livermore, Napa and Vallejo urban areas.
San Jose, CA urban area, USA	Included in San Francisco-San Jose
San Pedro Sula, Honduras	Includes Choloma.
Sanmenxia, HEN China	Includes Pinglu (SAX)
Sao Paulo, Sao Paulo, Brazil	Includes Francisco Morato.
Seattle, WA urban area, USA	Combined urban area. Includes Bremerton, Indianola & Marysville.
Seoul-Incheon, Korea	Includes Suweon and Ansan.
Shanghai, China	Includes Taicang
Sharja, UAE	Included in Dubai.
Shenyang, LN China	Includes Fushun
Shenzhen, GD, China'	<i>Not combined with Hong Kong: (Border Controls: Not a labor market)</i>
Shenzhen, Guangdong, China	Includes Huiyang qu (part of Huizhou shi). 2010 census population was well below previous local estimates.
Shijiazhuang, HEB, China	Includes Zhengding
Shishi (shi), Fuzhou, China	Included in Quanzhou.
Shuangyashan, HL China	Includes Jianshan & Jixian
Shule, XJ, China	Included in Kashi
Silao, Mexico	Included in Leon
South Lyon, MI urban area, USA	Included in Detroit
St. Louis, MO-IL, USA	Combined urban area. Includes St. Louis (MO-IL) & Alton (IL-MO)
Strausbourg, France	Extends into Germany (single labor market)
Stuttgart, Germany	Lower estimate than some other sources (such as the Millennium City database)
Suweon, Korea	Included in Seoul-Incheon.
Taicang, China	Included in Shanghai.
Taipei, China: Taiwan	The population is higher than other estimates (such as the United Nations), which do not include all population within the continuously developed urban area (especially in Taipei County). Includes continuous urbanization in New Taipei and Taoyuan.
Taiyuan, Shanxi, China	Includes Yuci qu (Jinzhong).
Taizhou, Jiangsu, China	Includes Gaogang
Taoyuan, China: Taiwan	Included in Taipei.
Tarsus, Turkey	Included in Mersin
Tehran, Iran	Includes Karaj.
Texas City, TX urban area, USA	Included in Houston
Tijuana, Mexico urban area	<i>Not combined with San Diego: (International Border Controls: Not a labor market)</i>
Tokyo-Yokohama, Japan	Includes large areas Tokyo, Kanagawa, Chiba and Saitama prefectures and smaller areas of Gunma, Tochigi and Ibaraki

Table A-2 Specific Urban Areas: Notes	
	prefectures.
Toronto, ON urban area, Canada	Combined urban area, Includes Hamilton and Oshawa
Trenton, NJ urban area, USA	Included in New York.
Twin Rivers, NJ urban area, USA	Included in New York.
Utrecht, Netherlands	Includes Amersfoort.
Utsonomiya, Japan	Included in Tokyo-Yokohama
Vallejo, CA urban area, USA	Included in San Francisco-San Jose
Vasai-Virar, Maharashtra	Included in Mumbai (beginning in 2016).
Weinan, Shaanxi, China	Includes Xinfencun
Wenzhou, ZJ China	Includes Yueqing
Windsor, ON urban area, Canada	<i>Not combined with Detroit: (International Border Controls: Not a labor market)</i>
Worcester, MA urban area, USA	Included in Boston-Providence
Xi'an, Shaanxi, China	Includes Xiangyang.
Xiangyang, Shaanxi, China	Included in Xi'an.
Xicheng, Ningxia, China	Included in Yinchuan.
Xinfencun, Shaanxi, Chia	Included in Weinan
Yanzhou, Jiangsu, China	Includes Jiangdu shi.
Yinchuan, Ningxia, China	Includes Henan, Xicheng and Yongning.
Yingkou, LN China	Includes Dashiqiao
Yiwu (Jinhua), ZJ China	Includes Dongyang.
Yongning, NX China	Included in Yinchuan
Yuciqu (Jinzhong), Shanxi, China	Included in Taiyuan.
Yueqing, ZJ China	Included in Wenzhou
Zanyi, YN China	Included in Qujing
Zhangjiaggang (Suzhou) JS China	Includes Jianyin
Zhangzhou, FJ China	Includes Changtai
Zhengding, HEB, China	Included in Shijiazhuang
Zhenjiang, Jiangsu, China	Includes Jianbizhen qu.
Zigong, SC, China	Also known as Gongjing
<i>Note: Notes indicating inclusion ("includes" or "included in") are for geographical illustration only and are not intended to be a comprehensive description of urban area components. All components (urban areas) of "Combined urban areas" are indicated.</i>	

7. METHODOLOGY

The current year population estimate is modeled from the base year population, adjusted by population projections between the base year and the current year. Most population projections are from the United Nations. The base year and population is indicated for each urban area in Table 5.

National census authority population land area data is used where it is reported for urban areas and generally consistent with international practice, (Section 4: Built-Up Urban Areas: Definitional Issues, above). For other urban areas, Demographia uses mapping software to estimate continuous urbanization.

Demographia uses small area population data, where available, to match population estimates to urban land area.

7.1: Sources for Base Population & Land Area Estimates

Basis codes indicate the source of population and land area estimates, as is indicated in Table A-3.

Presentation of Basis Codes in Tables: The Basis codes are listed in the “Pop:Area Basis” column following this form: “C:B”, where “C” indicates the source from which the base population was estimated and “B” indicates the source of the land area estimate. In this example, the population base is estimated by Demographia and the land area data is estimated by Demographia.

7.2: Reliability

The most reliable bases (sources) are as follows:

- National census authorities, where representative agglomeration data is available (such as in the United States, the United Kingdom, Canada, France, Sweden, Norway, India and Australia).
- EU GHSL Dataset: GHS_POP_E2015_GLOBE_R2019A_54009_250_V1_0.
- Africapolis population and land area estimates (Basis code W), which replicate the results that would likely be obtained if census authorities in West Africa reported built-up urban area data.
- Demographia population estimates.

Table A-3 Basis Codes: Population and Land Area (2020 and later editions)	
Code	Basis of Land Area or Base Year Population Estimate
A	Based on National census authority built-up urban area data (land area or population).
B	<i>Demographia</i> land area estimate based upon map or satellite photograph analysis.
C	<i>Demographia</i> population from lower order jurisdictions, with downward adjustment for rural population.
D	Based on United Nations agglomeration estimate.
G	EU GHSL Dataset: GHS_POP_E2015_GLOBE_R2019A_54009_250_V1_0
F	Other population estimate or other <i>Demographia</i> population estimate..
L	Same as category “C”, based on a local government population estimate.
W	Based on <i>Africapolis</i> population estimate

7.3: Urban Density Calculations

Demographia World Urban Areas provides average urban population density data.

It is not possible to precisely coordinate the dates of current population estimates with land area estimates, except in cases where the built-up urban area population and land area are provided by national statistical

authorities (Basis Code A:A). However, *Demographia* attempts to best match population estimates within the urban areas with their geographical footprint as indicated in Tables 2 through 5.

- Where national census authorities report both built-up urban area population and land area in a manner generally consistent with international practice, the density calculation uses the base year population (in Table 5) divided by the land area. As a result, the density estimate is for the *base year*, not the current year.
- In all other cases, the density calculation is the latest population estimate divided by the latest land area estimate.

Urban population densities should be considered reasonable approximations.

8. CAUTION: TREND ANALYSIS

Demographia World Urban Areas is a continuing project and attempts to provide “state of the art” data. Revisions are made as more accurate satellite photographs and population estimates become available. As a result, *Demographia World Urban Areas* is not intended for trend analysis.

Year-to-year changes indicated in population and land area may merely reflect better data that was not available before and may not, therefore indicate a trend. Moreover, the current year population estimates are a projection from a base year. Changes in population projection rates can result in substantial current year population estimates that may or may not reflect actual changes in population. Further, population and land area base data is updated as new data is obtained.

9. DEMOGRAPHIA WORLD URBAN AREAS: BACKGROUND

Demographia World Urban Areas is in its 15th year of publication. It was established for the purpose of bringing consistency to the subject of urban density, in hopes of replacing anecdotal comparisons between cities that are often grossly invalid. The built-up urban area is the only level at which there is sufficient data to estimate the densities of the urban organism at anything approximating international standards. Even with this data, the science of urban area density is in its infancy.

Demographia World Urban Areas was the first source to identify the under-estimation of population in some of the world’s largest urban areas. For example, *Demographia’s* early estimates of the Jakarta, Delhi, Manila and Kuala Lumpur urban area populations were far higher than reported by others at the time. Other sources have since revised their estimates upward.

The earlier, lower estimates by other sources were, in actuality, municipal estimates that did not sufficiently take into consideration the spread of urbanization beyond the core city limits or other geographical limits. *Demographia’s* larger population estimates were the result of actual satellite map examination of the urban form. Similarly, in many cases, *Demographia’s* estimates have been lower than reported elsewhere for the same reason --- some other urban area estimates have included rural areas, which, by definition, are not urban.

10. COVER ILLUSTRATION: ZHUJIANG NEW TOWN, GUANGZHOU

Zhujiang New Town is new central business district of Guangzhou in the Guangzhou-Foshan urban area. It is located to the east of the older center, and spans the Zhujiang (Pearl River). The view is to the north, toward the CITIC Plaza (middle, in the distance). The Canton Tower, the second tallest free standing tower in the world, is just across the river, to the south. The 111 floor CTF Finance Centre is to the right, the 8th tallest building in the world, and opened in 2016. The 103 story Guangzhou International Finance Centre is to the left, the 26th tallest building in the world. When the 80 story CITIC Plaza opened in 1997, it was the 7th tallest building in the world. See: *Ultimate City: Guangdong-Hong Kong-Macao Greater Bay Area* at <https://www.newgeography.com/content/006132-ultimate-city-guangdong-hong-kong-macao-greater-bay-area-with-photographic-tour>. Photograph by author.

11. COMMENTS AND SUGGESTIONS

Demographia wishes to produce the most accurate possible estimates. This edition incorporates changes from suggestions that were deemed to be appropriate. Comments, suggestions, criticism and data are welcomed.

DEMOGRAPHIA

demographia@gmx.com

[Demographia](#)

PO Box 841

Belleville, Illinois 62222 USA

(St. Louis, Missouri-Illinois Urban Area, USA)

+1.618.632.8507

Permission granted to quote or copy with attribution

Table 1
WORLD SUMMARY: BUILT-UP URBAN AREAS 500,000 & OVER: 2019



Urban Areas 500,000 & Over Population

GEOGRAPHY	Cases	Population	Average Density: Square Mile	Average Density: Square Kilometer	% of Urban Areas	% of Population
WORLD	1,055	2,250,204,000	10,700	4,100	100.0%	100.0%
AFRICA	126	279,138,000	18,000	6,900	11.9%	12.4%
Angola	4	10,643,000	18,700	7,200	0.4%	0.5%
Congo (Dem. Rep)*	13	28,806,000	45,400	17,600	1.2%	1.3%
Morocco	8	11,014,000	23,500	9,100	0.8%	0.5%
Nigeria*	24	53,903,000	15,200	5,900	2.3%	2.4%
South Africa	8	23,643,000	9,000	3,500	0.8%	1.1%
Africa: Other	69	151,129,000	19,600	7,600	6.5%	6.7%
ASIA	571	1,270,805,000	15,500	6,000	54.1%	56.5%
Bangladesh	6	23,550,000	62,600	24,100	0.6%	1.0%
China	248	445,191,000	11,800	4,600	23.5%	19.8%
India	108	256,537,000	29,600	11,400	10.2%	11.4%
Indonesia	24	73,747,000	22,800	8,800	2.3%	3.3%
Iran	16	30,273,000	19,200	7,400	1.5%	1.3%
Iraq	10	13,471,000	24,400	9,400	0.9%	0.6%
Japan	21	79,385,000	10,300	4,000	2.0%	3.5%
Korea	11	34,633,000	20,100	7,800	1.0%	1.5%
Malaysia	6	13,776,000	8,800	3,400	0.6%	0.6%
Pakistan*	14	48,443,000	29,800	11,500	1.3%	2.2%
Phillipines	9	30,411,000	28,300	10,900	0.9%	1.4%
Saudi Arabia	10	20,665,000	8,100	3,100	0.9%	0.9%
Turkey	16	34,370,000	19,200	7,400	1.5%	1.5%
Asia Other	72	166,353,000	14,200	5,500	6.8%	7.4%
EUROPE	150	216,155,000	8,100	3,100	14.2%	9.6%
EU15-France	11	19,937,000	7,000	2,700	1.0%	0.9%
EU15-Germany	16	24,936,000	6,800	2,600	1.5%	1.1%
EU15-Italy	11	18,040,000	8,100	3,100	1.0%	0.8%
EU15-Spain	11	17,561,000	11,100	4,300	1.0%	0.8%
EU15-United Kingdom	14	26,014,000	12,800	4,900	1.3%	1.2%
EU15-Other	16	24,111,000	7,400	2,900	1.5%	1.1%
EU-Enlargement: Poland	7	7,101,000	8,000	3,100	0.7%	0.3%
EU Enlargement: Other	7	8,177,000	8,200	3,200	0.7%	0.4%
TOTAL EUROPEAN UNION	93	145,877,000	7,400	2,900	8.8%	6.5%
Ukraine	8	9,374,000	6,700	2,600	0.8%	0.4%
Russia	40	53,029,000	7,600	2,900	3.8%	2.4%
Europe Other	9	7,875,000	10,400	4,000	0.9%	0.3%
NORTH AMERICA	127	287,108,000	4,100	1,600	12.0%	12.8%
Canada	9	18,373,000	6,500	2,500	0.9%	0.8%
Mexico	30	59,394,000	14,400	5,500	2.8%	2.6%
United States	74	186,038,000	3,100	1,200	7.0%	8.3%
North America Other	14	23,303,000	10,800	4,200	1.3%	1.0%
OCEANIA	7	16,458,000	4,200	1,600	0.7%	0.7%
Australia	6	15,125,000	4,100	1,600	0.6%	0.7%
Oceania Other (Only New Zealand)	1	1,333,000	6,600	2,500	0.1%	0.1%
SOUTH AMERICA	74	180,540,000	14,500	5,600	7.0%	8.0%
Argentina	8	22,739,000	11,800	4,600	0.8%	1.0%
Brazil	36	89,701,000	12,900	5,000	3.4%	4.0%
Colombia	9	21,499,000	36,100	13,900	0.9%	1.0%
Venezuela	7	10,909,000	15,200	5,900	0.7%	0.5%
South America Other	14	35,692,000	15,500	6,000	1.3%	1.6%

* Estimates in these geographies may be unreliable due to long census interval or census result disputes. See the Introduction

<http://www.demographia.com/db-worldua.pdf>

Copyright notice on "Contents" page

Table 2
LARGEST BUILT-UP URBAN AREAS IN THE WORLD: 2020

Urban Areas 500,000 & Over Population

Rank	Geography	Urban Area	Population Estimate	Built-Up Land Area		Urban Population Density		Basis:Pop: Area
				Square Miles	Square Kilometers	Per Square Mile	Per Square Kilometer	
1	Japan	Tokyo-Yokohama	37,977,000	3,178	8,230	11,950	4,614	GJB
2	Indonesia	Jakarta	34,540,000	1,367	3,540	25,267	9,756	GJB
3	India	Delhi, DL-UP-HR	29,617,000	862	2,232	34,358	13,266	GJB
4	India	Mumbai, MH	23,355,000	364	944	64,162	24,773	GJB
5	Philippines	Manila	23,088,000	723	1,873	31,934	12,330	GJB
6	China	Shanghai, SHG-JS-ZJ	22,120,000	1,571	4,068	14,080	5,436	LJB
7	Brazil	Sao Paulo	22,046,000	1,203	3,116	18,326	7,076	GJB
8	South Korea	Seoul-Incheon	21,794,000	1,069	2,768	20,387	7,871	GJB
9	Mexico	Mexico City	20,996,000	921	2,386	22,797	8,802	GJB
10	China	Guangzhou-Foshan, GD	20,902,000	1,676	4,342	12,471	4,815	LJB
11	United States	New York, NY-NJ-CT	20,870,000	4,669	12,093	4,404	1,700	AJA
12	China	Beijing, BJ-HEB	19,433,000	1,611	4,172	12,063	4,658	LJB
13	Egypt	Cairo	19,372,000	776	2,010	24,964	9,639	GJB
14	India	Kolkata, WB	17,560,000	522	1,351	33,640	12,988	GJB
15	Russia	Moscow	17,125,000	2,274	5,891	7,531	2,908	GJB
16	Thailand	Bangkok	17,066,000	1,235	3,199	13,819	5,336	GJB
17	Argentina	Buenos Aires	16,157,000	1,244	3,221	12,988	5,015	GJB
18	China	Shenzhen, GD	15,929,000	696	1,803	22,886	8,836	GJB
19	Bangladesh	Dhaka	15,443,000	176	456	87,744	33,878	GJB
20	United States	Los Angeles, CA	15,402,000	2,452	6,351	5,982	2,310	AJA
21	Nigeria	Lagos	15,279,000	759	1,965	20,130	7,772	GJB
22	Turkey	Istanbul	15,154,000	531	1,375	28,539	11,019	GJB
23	Japan	Osaka-Kobe-Kyoto	14,977,000	1,166	3,019	12,845	4,959	GJB
24	Pakistan	Karachi	14,835,000	403	1,044	36,811	14,213	GJB
25	India	Bangalore, KA	13,707,000	465	1,205	29,477	11,381	GJB
26	Iran	Tehran	13,633,000	658	1,704	20,719	8,000	GJB
27	Congo (Dem. Rep.)	Kinshasa	13,528,000	183	473	73,923	28,542	CJB
28	Viet Nam	Ho Chi Minh City	13,312,000	632	1,638	21,063	8,132	GJB
29	Brazil	Rio de Janeiro	12,272,000	738	1,912	16,629	6,420	GJB
30	India	Chennai, TN	11,324,000	405	1,049	27,960	10,795	GJB
31	China	Chengdu, SC	11,309,000	706	1,828	16,018	6,185	GJB
32	Pakistan	Lahore	11,021,000	329	853	33,498	12,934	GJB
33	France	Paris	11,020,000	969	2,509	11,000	4,247	AJA
34	United Kingdom	London	10,979,000	671	1,739	14,586	5,632	AJA
35	China	Tianjin, TJ	10,800,000	1,086	2,813	9,945	3,840	GJB
36	Peru	Lima	9,848,000	344	890	28,628	11,053	GJB
37	India	Hyderabad, TL	9,746,000	492	1,273	19,809	7,648	GJB
38	South Africa	Johannesburg-East Rand	9,505,000	982	2,542	9,679	3,737	GJB
39	Colombia	Bogota	9,464,000	225	584	42,062	16,240	GJB
40	Japan	Nagoya	9,113,000	1,430	3,704	6,373	2,461	GJB
41	United States	Chicago, IL-IN-WI	9,014,000	2,705	7,006	3,336	1,288	AJA
42	China	Wuhan, HUB	8,962,000	636	1,646	14,091	5,441	GJB
43	China: Taiwan	Taipei	8,918,000	415	1,076	21,489	8,297	GJB
44	Angola	Luanda	8,417,000	395	1,023	21,309	8,227	GJB
45	Malaysia	Kuala Lumpur	8,285,000	835	2,162	9,922	3,831	GJB
46	China	Dongguan, GD	7,981,000	678	1,755	11,771	4,545	GJB
47	India	Pune, MH	7,764,000	251	649	30,932	11,943	GJB
48	China	Chongqing, CQ	7,739,000	593	1,537	13,051	5,039	GJB
49	United States	Washington-Baltimore, DC-VA-MD	7,518,000	2,124	5,500	3,249	1,254	AJA
50	China	Nanjing, JS	7,496,000	623	1,613	12,032	4,646	GJB
51	India	Ahmadabad, GJ	7,410,000	139	359	53,309	20,583	GJB
52	China: Hong Kong SAR	Hong Kong	7,347,000	112	291	65,598	25,327	CJB
53	United States	Boston-Providence, MA-RI-NH-CT-ME	7,302,000	3,683	9,538	1,882	727	AJA
54	Sudan	Khartoum	7,282,000	398	1,031	18,296	7,064	GJB

55	China	Shenyang-Fushun, LN	7,105,000	585	1,515	12,145	4,689	GJB
56	Indonesia	Bandung	7,065,000	188	487	37,580	14,510	GJB
57	Chile	Santiago	7,007,000	443	1,148	15,817	6,107	GJB
58	Saudi Arabia	Riyadh	6,881,000	646	1,672	10,652	4,113	GJB
59	Canada	Toronto, ON	6,871,000	901	2,334	7,140	2,757	AJA
60	United States	Dallas-Fort Worth, TX	6,830,000	2,038	5,279	2,776	1,072	AJA
61	China	Zhengzhou, HEN	6,765,000	639	1,656	10,587	4,088	GJB
62	Tanzania	Dar es Salaam	6,698,000	233	604	28,747	11,099	GJB
63	China	Xi'an, SAA	6,680,000	422	1,094	15,829	6,112	GJB
64	Viet Nam	Hanoi	6,576,000	372	963	17,677	6,825	GJB
65	Indonesia	Surabaya	6,499,000	352	911	18,463	7,129	GJB
66	China	Hangzhou, ZJ	6,446,000	558	1,446	11,552	4,460	GJB
67	United States	San Francisco-San Jose, CA	6,425,000	1,109	2,872	5,313	2,051	AJA
68	United States	Houston, TX	6,406,000	1,904	4,930	2,779	1,073	AJA
69	China	Quanzhou, FJ	6,345,000	807	2,090	7,862	3,036	GJB
70	Myanmar	Yangon	6,314,000	233	603	27,099	10,463	GJB
71	Nigeria	Onitsha	6,269,000	750	1,942	8,359	3,227	GJB
72	United States	Miami, FL	6,144,000	1,279	3,313	4,302	1,661	AJA
73	Germany	Essen-Dusseldorf	6,125,000	1,036	2,684	5,912	2,283	GJB
74	United Arab Emirates	Dubai	6,036,000	582	1,508	10,371	4,004	GJB
75	Spain	Madrid	6,026,000	527	1,365	11,435	4,415	GJB
76	Kenya	Nairobi	6,020,000	329	851	18,298	7,065	GJB
77	China	Qingdao, SD	5,911,000	639	1,656	9,250	3,571	GJB
78	India	Surat, GJ	5,807,000	92	238	63,120	24,371	GJB
79	Iraq	Baghdad	5,796,000	268	693	21,627	8,350	GJB
80	Singapore	Singapore	5,745,000	202	523	28,441	10,981	GJB
81	United States	Philadelphia, PA-NJ-DE-MD	5,684,000	2,096	5,430	2,647	1,022	AJA
82	Mexico	Monterrey	5,390,000	346	897	15,578	6,015	GJB
83	United States	Atlanta, GA	5,361,000	2,857	7,400	1,639	633	AJA
84	Ethiopia	Addis Ababa	5,320,000	229	593	23,231	8,969	GJB
85	Mexico	Guadalajara	5,253,000	313	810	16,783	6,480	GJB
86	Russia	St. Petersburg	5,230,000	530	1,372	9,868	3,810	GJB
87	Brazil	Belo Horizonte	5,159,000	497	1,288	10,380	4,008	GJB
88	Ghana	Accra	5,138,000	472	1,222	10,886	4,203	GJB
89	China	Suzhou, JS	4,979,000	535	1,387	9,307	3,593	GJB
90	Cote d'Ivoire	Abidjan	4,965,000	145	376	34,241	13,220	GJB
91	Italy	Milan	4,907,000	726	1,881	6,759	2,610	GJB
92	Uganda	Kampala	4,862,000	298	772	16,315	6,299	GJB
93	Afghanistan	Kabul	4,834,000	105	273	46,038	17,775	GJB
94	China	Xiamen, FJ	4,773,000	276	715	17,293	6,677	GJB
95	Turkey	Ankara	4,725,000	259	672	18,243	7,044	GJB
96	China	Hefei, AH	4,628,000	328	848	14,110	5,448	GJB
97	United States	Phoenix, AZ	4,602,000	1,250	3,236	3,077	1,188	AJA
98	Spain	Barcelona	4,588,000	414	1,072	11,082	4,279	GJB
99	Australia	Sydney, NSW	4,578,000	786	2,036	5,499	2,123	AJA
100	India	Lucknow, UP	4,577,000	149	385	30,718	11,860	GJB
101	Australia	Melbourne, VIC	4,539,000	982	2,543	4,273	1,650	AJA
102	Nigeria	Kano	4,514,000	126	325	35,825	13,832	GJB
103	Pakistan	Rawalpindi-Islamabad	4,506,000	298	772	15,121	5,838	GJB
104	China	Harbin, HL	4,458,000	259	670	17,212	6,646	GJB
105	Jordan	Amman	4,425,000	330	856	13,409	5,177	GJB
106	Saudi Arabia	Jiddah	4,366,000	487	1,263	8,965	3,461	GJB
107	Egypt	Alexandria	4,318,000	113	292	38,212	14,754	GJB
108	China	Changsha, HUN	4,242,000	289	748	14,678	5,667	GJB
109	South Africa	Cape Town	4,228,000	324	839	13,049	5,038	GJB
110	Morocco	Casablanca	4,191,000	181	468	23,155	8,940	GJB
111	United States	Detroit, MI	4,189,000	1,648	4,269	2,524	975	AJA
112	India	Jaipur, RJ	4,171,000	198	512	21,066	8,134	GJB
113	Cameroon	Yaounde	4,159,000	88	229	47,261	18,247	GJB
114	Dominican Republic	Santo Domingo	4,097,000	166	429	24,681	9,529	GJB
115	China	Taiyuan, SAX	4,054,000	225	582	18,018	6,957	GJB
116	China	Fuzhou, FJ	4,039,000	288	746	14,024	5,415	GJB
117	China	Jinan, SD	4,026,000	308	797	13,071	5,047	GJB

118	Kuwait	Kuwait	4,022,000	280	724	14,364	5,546	GJB
119	United States	Seattle, WA	4,017,000	1,260	3,264	2,707	1,045	AJA
120	Germany	Berlin	3,972,000	528	1,368	7,523	2,905	GJB
121	China	Changchun, JL	3,968,000	316	820	12,557	4,848	GJB
122	Nepal	Kathmandu	3,941,000	77	200	51,182	19,761	GJB
123	Bangladesh	Chittagong	3,913,000	74	191	52,878	20,416	GJB
124	Ghana	Kumasi	3,877,000	251	651	15,446	5,964	GJB
125	India	Kanpur, UP	3,811,000	81	209	47,049	18,166	GJB
126	Congo (Dem. Rep.)	Mbuji-Mayi	3,794,000	53	137	71,585	27,639	GJB
127	China	Dalian, LN	3,776,000	381	988	9,911	3,827	GJB
128	China	Kunming, YN	3,755,000	281	727	13,363	5,159	GJB
129	Pakistan	Faisalabad	3,727,000	121	314	30,802	11,893	GJB
130	Colombia	Medellin	3,720,000	93	241	40,000	15,444	CJB
131	Brazil	Recife	3,712,000	206	533	18,019	6,957	GJB
132	South Africa	Pretoria	3,709,000	483	1,252	7,679	2,965	GJB
133	China	Shijiazhuang, HEB	3,706,000	252	653	14,706	5,678	GJB
134	China	Ningbo, ZJ	3,649,000	364	944	10,025	3,871	GJB
135	China	Changzhou, JS	3,647,000	452	1,172	8,069	3,115	GJB
136	China	Wuxi, JS	3,642,000	329	852	11,070	4,274	GJB
137	Mali	Bamako	3,637,000	163	421	22,313	8,615	GJB
138	Indonesia	Medan	3,632,000	185	478	19,632	7,580	GJB
139	Canada	Montréal, QC	3,625,000	500	1,294	7,040	2,718	AJA
140	Nigeria	Ibadan	3,613,000	182	470	19,852	7,665	GJB
141	Italy	Naples	3,574,000	398	1,032	8,980	3,467	GJB
142	China	Wenzhou, ZJ	3,573,000	186	483	19,210	7,417	GJB
143	Brazil	Fortaleza	3,525,000	219	568	16,096	6,215	GJB
144	Brazil	Porto Alegre	3,519,000	347	898	10,141	3,915	GJB
145	China	Nanchang, JX	3,495,000	267	692	13,090	5,054	GJB
146	Algeria	Algiers	3,493,000	171	442	20,427	7,887	GJB
147	Uzbekistan	Tashkent	3,492,000	415	1,075	8,414	3,249	GJB
148	Burkina Faso	Ouagadougou	3,460,000	182	472	19,011	7,340	GJB
149	Senegal	Dakar	3,446,000	75	194	45,947	17,740	GJB
150	Sri Lanka	Colombo	3,432,000	270	700	12,711	4,908	GJB
151	Nigeria	Abuja	3,344,000	358	926	9,341	3,607	GJB
152	Cameroon	Douala	3,330,000	78	203	42,692	16,483	GJB
153	Greece	Athens	3,325,000	225	584	14,778	5,706	GJB
154	Brazil	Brasilia	3,313,000	392	1,016	8,452	3,263	GJB
155	South Korea	Busan	3,286,000	155	402	21,200	8,185	GJB
156	Brazil	Salvador	3,282,000	168	435	19,536	7,543	GJB
157	India	Indore, MP	3,243,000	109	281	29,752	11,487	GJB
158	Syria	Aleppo	3,224,000	109	282	29,578	11,420	GJB
159	South Africa	Durban	3,223,000	414	1,074	7,785	3,006	GJB
160	India	Varanasi, UP	3,214,000	67	175	47,970	18,521	GJB
161	United States	San Diego, CA	3,200,000	740	1,916	3,996	1,543	AJA
162	Italy	Rome	3,189,000	442	1,145	7,215	2,786	GJB
163	China	Urumqi, XJ	3,182,000	236	613	13,483	5,206	GJB
164	Iran	Mashhad	3,167,000	119	309	26,613	10,275	GJB
165	China	Guiyang, GZ	3,156,000	243	629	12,988	5,015	GJB
166	India	Nagpur, MH	3,134,000	107	276	29,290	11,309	GJB
167	Brazil	Curitiba	3,124,000	324	838	9,642	3,723	GJB
168	China	Nanning, GX	3,087,000	190	492	16,247	6,273	GJB
169	India	Allahabad, UP	3,065,000	47	121	65,213	25,179	GJB
170	Pakistan	Gujranwala	3,038,000	84	217	36,167	13,964	GJB
171	Yemen	Sana	3,032,000	97	251	31,258	12,069	GJB
172	India	Patna, BR	2,949,000	58	149	50,845	19,631	GJB
172	Zambia	Lusaka	2,949,000	121	313	24,372	9,410	GJB
174	Haiti	Port-au-Prince	2,941,000	103	267	28,553	11,024	GJB
175	Azerbaijan	Baku	2,934,000	438	1,135	6,699	2,586	GJB
176	Guatemala	Guatemala City	2,927,000	158	410	18,525	7,153	GJB
177	Ecuador	Guayaquil	2,921,000	119	308	24,546	9,477	GJB
178	United States	Minneapolis-St. Paul, MN-WI	2,917,000	1,111	2,878	2,386	921	AJA
179	Venezuela	Caracas	2,878,000	114	294	25,246	9,747	GJB
180	Ukraine	Kiyev	2,851,000	294	762	9,697	3,744	GJB

181	Congo (Dem. Rep.)	Lubumbashi	2,833,000	139	360	20,381	7,869	GJB
182	China	Zhongshan, GD	2,828,000	305	791	9,272	3,580	GJB
183	Zimbabwe	Harare	2,817,000	322	833	8,748	3,378	GJB
184	Turkey	Izmir	2,813,000	116	301	24,250	9,363	GJB
184	United States	Denver, CO	2,813,000	681	1,765	3,486	1,346	AJA
186	Brazil	Campinas	2,783,000	363	940	7,667	2,960	GJB
187	United States	Tampa-St. Petersburg, FL	2,782,000	1,004	2,601	2,432	939	AJA
188	Lebanon	Beirut	2,781,000	204	528	13,632	5,263	GJB
189	United States	Cleveland, OH	2,774,000	1,379	3,573	2,038	787	AJA
190	Netherlands	Rotterdam-Hague	2,770,000	397	1,028	6,977	2,694	GJB
191	China	Chaoyang (Shantou,) GD	2,735,000	138	357	19,819	7,652	GJB
191	Guinea	Conakry	2,735,000	158	408	17,310	6,683	GJB
193	United Kingdom	Manchester	2,727,000	244	631	10,463	4,040	AJA
194	Ecuador	Quito	2,672,000	207	535	12,908	4,984	GJB
195	India	Agra, UP	2,656,000	66	172	40,242	15,537	GJB
195	Portugal	Lisbon	2,656,000	367	952	7,237	2,794	GJB
197	Israel	Tel Aviv	2,654,000	223	577	11,901	4,595	GJB
198	United Kingdom	Birmingham	2,605,000	231	599	10,567	4,080	AJA
199	Paraguay	Asuncion	2,597,000	274	708	9,478	3,659	GJB
200	Pakistan	Peshawar	2,568,000	91	235	28,220	10,896	GJB
201	Saudi Arabia	Ad-Dammam	2,546,000	485	1,257	5,249	2,027	GJB
202	Togo	Lome	2,536,000	160	416	15,850	6,120	GJB
203	Colombia	Cali	2,499,000	71	183	35,197	13,590	GJB
204	Brazil	Goiania	2,496,000	321	831	7,776	3,002	GJB
205	United States	Las Vegas, NV	2,482,000	417	1,080	4,523	1,746	AJA
206	China	Zibo, SD	2,466,000	320	829	7,706	2,975	GJB
207	Venezuela	Maracaibo	2,461,000	156	404	15,776	6,091	GJB
208	Pakistan	Multan	2,440,000	87	224	28,046	10,829	GJB
209	Mozambique	Maputo	2,429,000	161	416	15,087	5,825	GJB
210	China	Zhangjiagang (Suzhou), JS	2,420,000	318	824	7,610	2,938	GJB
211	United States	Salt Lake City, UT	2,412,000	665	1,723	3,083	1,190	AJA
212	China	Shantou, GD	2,408,000	142	368	16,958	6,547	GJB
213	Tunisia	Tunis	2,404,000	174	450	13,816	5,334	GJB
214	Mexico	Puebla	2,401,000	172	446	13,959	5,390	GJB
215	Canada	Vancouver, BC	2,395,000	353	914	6,416	2,477	AJA
215	China: Taiwan	Taichung	2,395,000	140	363	17,107	6,605	GJB
215	Hungary	Budapest	2,395,000	385	998	6,221	2,402	GJB
218	China	Lanzhou, GS	2,382,000	135	349	17,644	6,812	GJB
219	Syria	Damascus	2,363,000	73	188	32,370	12,498	GJB
220	Nigeria	Port Harcourt	2,359,000	167	434	14,126	5,454	GJB
221	United States	Orlando, FL	2,325,000	831	2,154	2,247	868	AJA
222	China: Taiwan	Kaohsiung	2,301,000	145	375	15,869	6,127	GJB
223	India	Chandigarh, CH-HR-PB	2,275,000	100	259	22,750	8,784	GJB
223	Philippines	Cebu	2,275,000	79	205	28,797	11,119	GJB
225	China	Baotou, NM	2,248,000	210	543	10,705	4,133	GJB
226	South Korea	Daegu	2,247,000	97	250	23,165	8,944	GJB
226	United States	St. Louis, MO-IL	2,247,000	990	2,565	2,259	872	AJA
228	China	Luoyang, HEN	2,240,000	215	556	10,419	4,023	GJB
229	Brazil	Manaus	2,235,000	130	336	17,192	6,638	GJB
230	North Korea	Pyongyang	2,228,000	68	176	32,765	12,651	GJB
231	India	Bhopal, MP	2,219,000	70	181	31,700	12,239	GJB
232	Madagascar	Antananarivo	2,202,000	70	182	31,457	12,146	GJB
233	Iran	Esfahan	2,199,000	141	364	15,596	6,022	GJB
234	China	Putian, FJ	2,191,000	308	797	7,114	2,747	GJB
235	Australia	Brisbane, QLD	2,180,000	761	1,971	2,699	1,042	AJA
236	Cambodia	Phnom Penh	2,177,000	119	307	18,294	7,063	GJB
237	Pakistan	Hyderabad	2,159,000	47	123	45,936	17,736	GJB
238	Brazil	Belem	2,156,000	101	261	21,347	8,242	GJB
239	India	Vadodara, GJ	2,154,000	72	186	29,917	11,551	GJB
240	Kazakhstan	Almaty	2,144,000	205	530	10,459	4,038	GJB
241	China	Linyi, SD	2,141,000	370	959	5,786	2,234	GJB
241	India	Thiruvananthapuram, KL	2,141,000	121	315	17,694	6,832	GJB
243	India	Meerut, UP	2,134,000	62	160	34,419	13,289	GJB

244	Japan	Fukuoka	2,128,000	195	504	10,913	4,214	GJB
245	United States	San Antonio, TX	2,122,000	601	1,557	2,925	1,129	AJA
246	Belarus	Minsk	2,107,000	167	432	12,617	4,871	GJB
247	India	Visakhapatnam, AP	2,094,000	121	313	17,306	6,682	GJB
248	United States	Portland, OR-WA	2,091,000	538	1,393	3,439	1,328	AJA
249	China	Hohhot, NM	2,087,000	184	476	11,342	4,379	GJB
250	Germany	Cologne-Bonn	2,085,000	301	779	6,927	2,675	GJB
251	India	Madurai, TN	2,080,000	58	151	35,862	13,846	GJB
252	United States	Charlotte, NC-SC	2,075,000	1,193	3,091	1,458	563	AJA
253	India	Coimbatore, TN	2,067,000	111	288	18,622	7,190	GJB
254	US: Puerto Rico	San Juan	2,061,000	876	2,268	2,353	908	GJA
255	India	Kochi, KL	2,060,000	170	441	12,118	4,679	GJB
256	Colombia	Barranquilla	2,040,000	68	177	30,000	11,583	GJB
257	Japan	Sapporo	2,027,000	213	551	9,516	3,674	GJB
258	Mexico	Tijuana	2,002,000	160	415	12,513	4,831	GJB
259	China	Handan, HEB	2,000,000	208	540	9,615	3,712	GJB
260	India	Kozhikode, KL	1,992,000	199	517	10,010	3,865	GJB
260	Indonesia	Semarang	1,992,000	100	259	19,920	7,691	GJB
262	Belgium	Brussels	1,990,000	306	792	6,503	2,511	GJB
263	Malaysia	Johor Bahru	1,981,000	308	799	6,432	2,483	GJB
264	Australia	Perth, WA	1,978,000	604	1,565	3,103	1,198	AJA
264	Bolivia	Santa Cruz de la Sierra	1,978,000	325	843	6,086	2,350	GJB
266	Germany	Hamburg	1,976,000	307	794	6,436	2,485	GJB
267	Indonesia	Makassar	1,952,000	69	178	28,290	10,923	GJB
268	Costa Rica	San Jose	1,945,000	162	420	12,006	4,636	GJB
269	China	Haikou, HA	1,937,000	179	463	10,821	4,178	GJB
270	Poland	Warsaw	1,935,000	211	547	9,171	3,541	GJB
271	Germany	Munich	1,928,000	186	482	10,366	4,002	GJB
272	India	Nashik, MH	1,920,000	52	136	36,923	14,256	GJB
273	United States	Sacramento, CA	1,912,000	476	1,233	3,622	1,398	AJA
274	India	Jamshedpur, JH	1,910,000	59	152	32,373	12,499	GJB
275	Germany	Frankfurt	1,904,000	255	660	7,467	2,883	GJB
276	Somalia	Mogadishu	1,899,000	49	127	38,755	14,963	GJB
277	China	Puning (Jieyang), GD	1,897,000	142	368	13,359	5,158	GJB
277	Nigeria	Benin City	1,897,000	186	483	10,199	3,938	GJB
279	United Kingdom	Leeds-Bradford	1,890,000	188	488	9,457	3,651	AJA
280	Indonesia	Palembang	1,889,000	85	221	22,224	8,581	GJB
281	Nigeria	Kaduna	1,886,000	116	299	16,259	6,278	GJB
282	Romania	Bucharest	1,870,000	159	412	11,761	4,541	GJB
283	United States	Austin, TX	1,862,000	528	1,367	2,580	996	AJA
284	Congo	Brazzaville	1,850,000	92	238	20,109	7,764	GJB
285	China	Shaoxing, ZJ	1,837,000	211	546	8,706	3,361	GJB
286	Morocco	Rabat	1,835,000	73	188	25,137	9,705	GJB
287	Qatar	Doha	1,827,000	222	576	8,230	3,178	GJB
288	Mexico	Leon	1,814,000	142	368	12,775	4,932	GJB
289	Bolivia	La Paz	1,813,000	107	276	16,944	6,542	GJB
289	Saudi Arabia	Mecca	1,813,000	174	450	10,420	4,023	GJB
291	Austria	Vienna	1,809,000	130	338	13,915	5,373	GJB
292	China	Yinchuan, NX	1,791,000	193	500	9,280	3,583	GJB
293	India	Aligarh, UP	1,786,000	38	99	47,000	18,147	GJB
294	Turkey	Bursa	1,779,000	82	212	21,695	8,376	GJB
295	India	Ludhiana, PB	1,770,000	82	214	21,585	8,334	GJB
296	Venezuela	Valencia	1,762,000	142	368	12,408	4,791	GJB
297	Japan	Kitakyushu	1,760,000	229	593	7,686	2,968	GJB
298	India	Ranchi, JH	1,754,000	54	141	32,481	12,541	GJB
299	Mexico	Toluca	1,753,000	167	433	10,497	4,053	GJB
300	Bangladesh	Savar	1,750,000	72	188	24,306	9,385	GJB
301	Poland	Katowice-Gliwice-Tychy	1,726,000	261	675	6,613	2,553	GJB
302	United States	Kansas City, MO-KS	1,722,000	728	1,885	2,203	851	AJA
303	China	Yantai, SD	1,719,000	225	584	7,640	2,950	GJB
304	India	Aurangabad, MH	1,715,000	36	92	47,639	18,393	GJB
305	China	Anshan, LN	1,713,000	143	372	11,979	4,625	GJB
306	India	Gwalior, MP	1,704,000	39	101	43,692	16,869	GJB

307	India	Jabalpur, MP	1,696,000	46	120	36,870	14,236	GJB
308	United States	Cincinnati, OH-KY-IN	1,693,000	797	2,065	2,039	787	AJA
308	United States	Pittsburgh, PA	1,693,000	922	2,387	1,881	726	AJA
310	China	Kunshan (Suzhou), JS	1,690,000	230	596	7,348	2,837	LJB
310	Nigeria	Nsukka	1,690,000	131	340	12,901	4,981	G W
312	India	Jodhpur, RJ	1,686,000	90	234	18,733	7,233	GJB
313	China	Xuzhou, JS	1,676,000	153	396	10,954	4,229	GJB
314	Benin	Cotonou	1,663,000	83	215	20,036	7,736	GJB
314	China	Jilin, JL	1,663,000	96	250	17,323	6,688	GJB
316	Russia	Novosibirsk	1,646,000	302	782	5,450	2,104	GJB
317	Myanmar	Mandalay	1,633,000	51	132	32,020	12,363	GJB
318	China	Tangshan, HEB	1,624,000	142	369	11,437	4,416	GJB
319	United States	Indianapolis, IN	1,623,000	718	1,860	2,071	800	AJA
319	Viet Nam	Hai Phong	1,623,000	220	569	7,377	2,848	GJB
321	India	Bareilly, UP	1,614,000	32	84	50,438	19,474	GJB
322	China	Datong, SAX	1,611,000	142	368	11,345	4,380	GJB
323	Cuba	Havana	1,610,000	123	319	13,089	5,054	GJB
324	Brazil	Vittoria	1,608,000	130	336	12,369	4,776	GJB
325	Argentina	Cordoba	1,591,000	193	501	8,244	3,183	GJB
326	China	Jiangmen, GD	1,587,000	157	406	10,108	3,903	GJB
327	Chad	N'Djamena	1,585,000	85	220	18,647	7,200	GJB
327	India	Kannur, KL	1,585,000	222	574	7,140	2,757	GJB
329	China	Yiwu (Jinhua), ZJ	1,573,000	136	353	11,566	4,466	GJB
330	Liberia	Monrovia	1,571,000	78	203	20,141	7,776	GJB
331	Indonesia	Yogyakarta	1,568,000	89	230	17,618	6,802	GJB
332	India	Asansol, WB	1,563,000	26	67	60,115	23,210	GJB
333	China	Cixi (Ningbo), ZJ	1,562,000	198	513	7,889	3,046	GJB
333	China	Huaian, JS	1,562,000	136	353	11,485	4,434	GJB
335	China	Zhuhai, GD	1,552,000	134	347	11,582	4,472	GJB
336	China	Huizhou, GD	1,549,000	123	318	12,593	4,862	GJB
337	India	Rajkot, GJ	1,541,000	39	101	39,513	15,256	GJB
337	Russia	Nizhniy Novgorod	1,541,000	331	857	4,656	1,798	GJB
339	India	Mysore, KA	1,539,000	57	148	27,000	10,425	GJB
340	Turkey	Gaziantep	1,535,000	65	169	23,615	9,118	GJB
341	India	Raipur, CH	1,519,000	55	142	27,618	10,663	GJB
342	China	Xining, QH	1,508,000	117	303	12,889	4,976	GJB
342	Mongolia	Ulaanbaatar	1,508,000	123	317	12,260	4,734	GJB
342	Uruguay	Montevideo	1,508,000	123	317	12,260	4,734	GJB
345	El Salvador	San Salvador	1,502,000	79	204	19,013	7,341	GJB
346	South Korea	Daejeon	1,501,000	70	180	21,443	8,279	GJB
347	Brazil	Sao Luis	1,499,000	175	454	8,566	3,307	GJB
348	India	Vijayawada, AP	1,498,000	35	90	42,800	16,525	GJB
349	Indonesia	Malang	1,493,000	82	212	18,207	7,030	GJB
349	United States	Raleigh, NC	1,493,000	706	1,829	1,745	674	AJA
351	United States	Virginia Beach-Norfolk, VA	1,488,000	529	1,371	2,722	1,051	AJA
352	United States	Columbus, OH	1,487,000	518	1,341	2,641	1,020	AJA
353	Ukraine	Kharkov	1,486,000	152	395	9,776	3,775	GJB
354	Brazil	Santos	1,469,000	121	314	12,140	4,687	GJB
355	Israel	Jerusalem	1,466,000	84	219	17,452	6,738	GJB
356	South Korea	Gwangju	1,460,000	71	184	20,563	7,939	GJB
357	Mexico	Ciudad Juarez	1,448,000	144	374	10,056	3,883	GJB
358	Italy	Turin	1,445,000	147	380	9,830	3,795	GJB
359	Sweden	Stockholm	1,436,000	164	424	8,756	3,381	GJA
360	Iran	Shiraz	1,430,000	100	258	14,300	5,521	GJB
360	Viet Nam	Da Nang	1,430,000	166	430	8,614	3,326	GJB
362	China	Taizhou, ZJ	1,429,000	100	260	14,290	5,517	GJB
363	China	Chaozhou, GD	1,424,000	112	289	12,714	4,909	GJB
363	Saudi Arabia	Medina	1,424,000	210	543	6,781	2,618	GJB
365	China	Jieyang, GD	1,417,000	87	226	16,287	6,288	GJB
366	China	Weifang, SD	1,413,000	154	398	9,175	3,542	GJB
366	France	Lyon	1,413,000	178	462	7,938	3,065	GJB
368	India	Moradabad, UP	1,412,000	20	51	70,600	27,259	GJB
369	China	Nantong, JS	1,405,000	153	397	9,183	3,546	GJB

370	Armenia	Yerevan	1,403,000	149	385	9,416	3,636	GJB
371	China	Liuzhou, GX	1,395,000	81	210	17,222	6,649	GJB
372	Spain	Valencia	1,393,000	152	393	9,164	3,538	GJB
372	United States	Milwaukee, WI	1,393,000	565	1,463	2,435	940	AJA
374	Tajikistan	Dushanbe	1,390,000	97	251	14,330	5,533	GJB
374	Thailand	Pattaya-Chon Buri	1,390,000	385	997	3,610	1,394	CJB
376	Indonesia	Denpasar	1,389,000	68	177	20,426	7,886	GJB
377	Iraq	Basra	1,379,000	38	100	36,289	14,011	GJB
378	India	Salem, TN	1,378,000	41	105	33,610	12,977	GJB
379	Mauritania	Nouakchott	1,375,000	67	174	20,522	7,924	GJB
380	Iran	Ahvaz	1,373,000	96	249	14,302	5,522	GJB
381	China	Ruian (Wenzhou), ZJ	1,372,000	58	149	23,655	9,133	GJB
382	Niger	Niamey	1,369,000	52	134	26,327	10,165	GJB
383	Russia	Yekaterinburg	1,363,000	244	632	5,586	2,157	GJB
384	Indonesia	Batam	1,362,000	94	243	14,489	5,594	GJB
385	China	Baoding, HEB	1,347,000	151	391	8,921	3,444	GJB
386	India	Tiruppur, TN	1,344,000	40	103	33,600	12,973	GJB
387	China	Ganzhou, JX	1,340,000	129	333	10,388	4,011	GJB
388	Iran	Tabriz	1,333,000	68	176	19,603	7,569	GJB
388	New Zealand	Auckland	1,333,000	202	524	6,599	2,548	GJB
390	France	Marseille	1,330,000	266	689	5,000	1,931	GJB
391	Canada	Calgary, AB	1,326,000	231	599	5,359	2,069	AJA
392	Portugal	Porto	1,323,000	307	796	4,309	1,664	GJB
393	Denmark	Copenhagen	1,321,000	220	570	5,664	2,187	AJA
394	Malaysia	Penang	1,320,000	201	519	6,567	2,536	GJB
395	Russia	Volgograd	1,317,000	271	703	4,860	1,876	GJB
396	Ireland	Dublin	1,306,000	178	460	7,337	2,833	GJA
397	Germany	Stuttgart	1,301,000	184	476	7,071	2,730	GJB
398	Kyrgyzstan	Bishkek	1,297,000	101	261	12,842	4,958	GJB
399	Sierra Leone	Freetown	1,285,000	71	185	18,099	6,988	GJB
400	Finland	Helsinki	1,282,000	199	516	6,181	2,386	AJA
401	China	Zhangzhou, FJ	1,281,000	173	447	7,405	2,859	GJB
402	India	Dehradun, UK	1,272,000	56	146	22,714	8,770	GJB
403	France	Lille	1,270,000	204	528	6,225	2,403	GJB
403	United Arab Emirates	Abu Dhabi	1,270,000	411	1,064	3,090	1,193	GJB
405	Argentina	Rosario	1,269,000	124	320	10,234	3,951	GJB
405	Nigeria	Ilorin	1,269,000	98	255	12,949	5,000	GJB
407	India	Amritsar, PB	1,264,000	59	152	21,424	8,272	GJB
408	India	Saharanpur, UP	1,261,000	21	54	60,048	23,185	GJB
408	Nigeria	Aba	1,261,000	35	91	36,029	13,911	GJB
410	Brazil	Natal	1,260,000	94	245	13,404	5,175	GJB
411	United Kingdom	Glasgow	1,259,000	138	357	8,761	3,383	AJA
412	Algeria	Wahran	1,242,000	59	153	21,051	8,128	GJB
413	Russia	Rostov	1,241,000	147	381	8,442	3,259	GJB
414	United States	Jacksonville, FL	1,231,000	608	1,574	1,752	676	AJA
415	Bolivia	Cochabamba	1,228,000	101	263	12,158	4,694	GJB
416	Libya	Tripoli	1,226,000	194	503	6,320	2,440	GJB
417	China	Qinhuangdao, HEB	1,222,000	171	443	7,146	2,759	GJB
417	Philippines	Davao City	1,222,000	50	129	24,440	9,436	GJB
419	Malawi	Lilongwe	1,220,000	97	250	12,577	4,856	GJB
420	Congo (Dem. Rep.)	Kisangani	1,219,000	31	82	39,323	15,183	DJB
421	India	Thrissur, KL	1,214,000	152	394	7,987	3,084	GJB
422	China	Hengyang, HUN	1,213,000	112	290	10,830	4,181	GJB
423	China	Anyang, HEN	1,212,000	95	247	12,758	4,926	GJB
424	Georgia	Tblisi	1,207,000	95	247	12,705	4,905	GJB
424	Iraq	Mosul	1,207,000	69	178	17,493	6,754	GJB
426	Australia	Adelaide, SA	1,205,000	326	843	3,577	1,381	AJA
426	Oman	Muscat	1,205,000	148	383	8,142	3,144	GJB
428	Panama	Panama City	1,202,000	87	226	13,816	5,334	GJB
429	Mexico	Queretaro	1,201,000	140	361	8,579	3,312	GJB
429	Nicaragua	Managua	1,201,000	87	226	13,805	5,330	GJB
429	Uzbekistan	Samarkand	1,201,000	196	506	6,128	2,366	GJB
432	Morocco	Fez	1,200,000	35	90	34,286	13,238	GJB

433	Congo (Dem. Rep.)	Kananga	1,198,000	28	73	42,786	16,520	G B
434	India	Kota, RJ	1,191,000	50	130	23,820	9,197	G B
435	South Africa	Port Elizabeth	1,188,000	151	390	7,868	3,038	G B
436	China	Yangzhou, JS	1,186,000	135	350	8,785	3,392	G B
437	Mexico	San Luis Potosí	1,185,000	82	212	14,451	5,580	C B
437	United Arab Emirates	Al Ain	1,185,000	186	483	6,371	2,460	G B
439	Kenya	Mombasa	1,183,000	52	136	22,750	8,784	G B
440	India	Malappuram, KL	1,180,000	130	337	9,077	3,505	G B
441	Russia	Chelyabinsk	1,176,000	159	412	7,396	2,856	G B
442	India	Guwahati, AS	1,175,000	79	205	14,873	5,742	G B
443	Nigeria	Maiduguri	1,172,000	60	154	19,533	7,542	G B
444	China	Huainan, AH	1,171,000	124	320	9,444	3,646	G B
445	Serbia	Belgrade	1,170,000	98	254	11,939	4,610	G B
446	Turkmenistan	Ashgabat	1,168,000	119	307	9,815	3,790	G B
447	China	Wuhu, AH	1,161,000	62	160	18,726	7,230	G B
448	Czech Republic	Prague	1,158,000	119	308	9,731	3,757	G B
449	Argentina	Mendoza	1,157,000	135	350	8,570	3,309	G B
449	United States	Nashville, TN	1,157,000	579	1,501	1,675	647	A A
451	India	Durg-Bhilainagar, CH	1,154,000	52	134	22,192	8,568	G B
452	Russia	Kazan	1,152,000	173	447	6,659	2,571	G B
453	Central African Rep.	Bangui	1,151,000	56	144	20,554	7,936	G B
453	Mexico	Torreón	1,151,000	98	254	11,745	4,535	G B
455	Canada	Edmonton, AB	1,150,000	224	581	4,746	1,832	A A
456	China	Changshu (Suzhou), JS	1,149,000	132	343	8,705	3,361	G B
456	Honduras	Tegucigalpa	1,149,000	57	149	20,158	7,783	G B
458	Mexico	Merida	1,146,000	166	429	6,904	2,666	G B
458	Venezuela	Barquisimeto	1,146,000	74	193	15,486	5,979	G B
460	Venezuela	Maracay	1,142,000	86	221	13,279	5,127	G B
461	Netherlands	Amsterdam	1,140,000	122	316	9,344	3,608	G B
462	Iraq	Najaf	1,138,000	34	87	33,471	12,923	G B
463	Ukraine	Odessa	1,137,000	143	371	7,951	3,070	G B
464	Congo	Pointe Noire	1,131,000	77	200	14,688	5,671	D B
465	Russia	Omsk	1,128,000	209	542	5,397	2,084	G B
466	China	Zhuzhou, HUN	1,127,000	86	223	13,105	5,060	G B
467	Nigeria	Enugu	1,126,000	79	206	14,253	5,503	G B
468	China: Taiwan	Tainan	1,124,000	100	259	11,240	4,340	G B
469	Congo (Dem. Rep.)	Goma	1,122,000	37	95	30,324	11,708	G B
469	India	Dhanbad, JH	1,122,000	39	101	28,769	11,108	G B
469	Kazakhstan	Shimkent	1,122,000	153	396	7,333	2,831	G B
472	India	Tiruchirappalli, TN	1,121,000	33	86	33,970	13,116	G B
473	Brazil	Joao Pessoa	1,119,000	78	202	14,346	5,539	G B
474	Indonesia	Pekan Baru	1,118,000	92	239	12,152	4,692	G B
475	India	Bhubaneswar, OR	1,116,000	54	140	20,667	7,980	G B
476	China	Zhanjiang, GD	1,112,000	77	201	14,442	5,576	G B
477	Indonesia	Surakarta	1,106,000	80	207	13,825	5,338	G B
478	India	Jalandhar, PB	1,103,000	55	142	20,055	7,743	G B
479	Iran	Kermanshah	1,089,000	42	109	25,929	10,011	G B
480	Burundi	Bujumbura	1,088,000	30	78	36,267	14,003	G B
480	Japan	Sendai	1,088,000	114	295	9,544	3,685	G B
482	Nigeria	Warri	1,085,000	63	164	17,222	6,649	G B
483	India	Srinagar, JK	1,080,000	67	173	16,119	6,224	G B
484	United States	Memphis, TN-MS-AR	1,078,000	501	1,298	2,152	831	G A
485	Iran	Qom	1,074,000	48	125	22,375	8,639	G B
485	Nigeria	Uyo	1,074,000	70	181	15,343	5,924	G W
485	United States	Richmond, VA	1,074,000	501	1,298	1,904	735	A A
488	Morocco	Tanger	1,066,000	37	96	28,811	11,124	G B
489	China	Huaibei, AH	1,065,000	91	236	11,703	4,519	G B
489	India	Solapur, MH	1,065,000	25	65	42,600	16,448	G B
491	Brazil	Maceio	1,061,000	58	151	18,293	7,063	G B
492	Laos	Vientiane	1,058,000	51	132	20,745	8,010	D B
493	Sudan	Nyala	1,056,000	41	106	25,756	9,944	G B
494	Japan	Hiroshima	1,050,000	90	233	11,667	4,505	G B
495	Russia	Perm	1,040,000	123	320	8,455	3,264	D B

496	Spain	Seville	1,039,000	105	273	9,895	3,820	GJB
497	China	Huangshi, HUB	1,037,000	102	265	10,167	3,925	GJB
497	China	Mianyang, SC	1,037,000	108	281	9,602	3,707	GJB
499	Canada	Ottawa, ON-QC	1,036,000	224	580	4,420	1,707	AJA
500	Angola	Lubango	1,031,000	84	217	12,274	4,739	GJB
500	India	Kollam, KL	1,031,000	79	206	13,051	5,039	GJB
502	China	Tengzhou (Zaozhuang), SD	1,030,000	44	114	23,409	9,038	CJB
503	United States	Louisville, KY-IN	1,028,000	489	1,266	1,990	768	AJA
504	Turkey	Mersin	1,024,000	79	204	12,962	5,005	GJB
505	Russia	Krasnoyarsk	1,022,000	186	481	5,495	2,122	GJB
506	Indonesia	Cirebon	1,017,000	41	105	24,805	9,577	GJB
507	Belgium	Antwerp	1,013,000	257	665	3,942	1,522	GJB
508	Mexico	Aguascalientes	1,011,000	77	200	13,130	5,069	GJB
509	Somalia	Hargeysa	1,003,000	25	65	40,120	15,490	GJB
510	Bangladesh	Khulna	1,000,000	23	60	43,478	16,787	DJB
510	South Korea	Changwon	1,000,000	40	104	25,000	9,653	CJB
512	China	Yingkou, LN	997,000	159	413	6,270	2,421	GJB
513	China	Xiangtan, HUN	996,000	87	226	11,448	4,420	GJB
514	Japan	Naha	995,000	124	321	8,024	3,098	GJB
515	China	Daqing, HL	994,000	145	376	6,855	2,647	GJB
516	Brazil	Teresina	993,000	88	227	11,284	4,357	GJB
517	Indonesia	Bandar Lampung	978,000	41	107	23,854	9,210	GJB
517	Mexico	Chihuahua	978,000	101	261	9,683	3,739	GJB
517	Mexico	Cuernavaca	978,000	101	263	9,683	3,739	GJB
517	United States	Oklahoma City, OK	978,000	418	1,084	2,062	796	AJA
521	Russia	Samara	976,000	95	247	10,274	3,967	GJB
522	China	Jiaozuo, HEN	974,000	106	274	9,189	3,548	GJB
523	China	Qiqihaer, HL	973,000	80	206	12,163	4,696	GJB
524	China	Zhenjiang, JS	968,000	128	331	7,563	2,920	GJB
525	China	Bengbu, AH	967,000	134	346	7,216	2,786	GJB
526	Turkey	Kayseri	966,000	132	342	7,318	2,825	GJB
526	Turkey	Konya	966,000	132	343	7,318	2,825	GJB
528	United States	New Orleans, LA	963,000	268	695	3,358	1,297	AJA
529	Indonesia	Samarinda	960,000	39	102	24,615	9,504	GJB
529	Yemen	Ta'izz	960,000	46	119	20,870	8,058	GJB
531	Colombia	Bucaramanga	958,000	27	70	35,481	13,699	GJB
531	Rwanda	Kigali	958,000	44	113	21,773	8,407	GJB
533	Tanzania	Mwanza	956,000	43	113	22,233	8,584	GJB
534	France	Nice	955,000	98	254	9,745	3,763	CJB
534	Japan	Hamamatsu	955,000	83	215	11,506	4,442	CJB
536	Pakistan	Quetta	954,000	77	199	12,390	4,784	GJB
537	United States	Tucson, AZ	952,000	354	917	2,381	919	AJA
538	Burkina Faso	Bobo-Dioulasso	950,000	39	101	24,359	9,405	GJB
538	China	Guilin, GX	950,000	71	184	13,380	5,166	GJB
540	Malawi	Blantyre	948,000	80	208	11,850	4,575	GJB
540	Russia	Ufa	948,000	134	348	7,075	2,732	GJB
542	France	Toulouse	944,000	196	507	4,816	1,859	GJB
542	Kazakhstan	Astana	944,000	71	184	13,296	5,134	GJB
544	India	Puducherry, PY	942,000	31	81	30,387	11,732	GJB
545	Russia	Voronezh	935,000	61	158	15,328	5,918	CJB
546	Bulgaria	Sofia	934,000	80	208	11,675	4,508	GJB
547	China	Dongying, SD	932,000	248	643	3,758	1,451	GJB
548	China	Panjin, LN	928,000	118	305	7,864	3,036	GJB
549	Ukraine	Dnipropetrovsk	925,000	310	803	2,984	1,152	CJB
550	United Kingdom	Southampton-Portsmouth	924,000	74	192	11,568	4,466	AJA
551	Chile	Valparaiso-Vina del Mar	920,000	60	155	15,333	5,920	CJB
551	China	Kashi, XJ	920,000	52	134	17,692	6,831	GJB
553	China	Yichang, HUB	919,000	53	137	17,340	6,695	GJB
554	United States	Hartford, CT	918,000	525	1,360	1,762	680	AJA
555	Mexico	Mexicali	914,000	89	231	10,270	3,965	GJB
556	China	Nanchong, SC	913,000	53	138	17,226	6,651	GJB
557	South Korea	Ulsan	910,000	65	168	14,000	5,405	CJB
557	United States	Buffalo, NY	910,000	380	984	2,463	951	AJA

559	China	Nanyang, HEN	909,000	88	228	10,330	3,988	GJB
560	United Kingdom	Liverpool	905,000	77	200	11,221	4,332	AJA
561	Congo (Dem. Rep.)	Tshikapa	904,000	13	34	69,538	26,849	DJB
562	Colombia	Cartagena	903,000	36	94	25,083	9,685	GJB
563	Morocco	Marrakech	902,000	43	111	20,977	8,099	GJB
564	Congo (Dem. Rep.)	Bukavu	898,000	17	43	52,824	20,395	GJB
565	China	Maanshan, AH	894,000	79	205	11,316	4,369	GJB
566	Turkey	Antalya	891,000	70	181	12,729	4,915	GJB
567	Nigeria	Jos	890,000	71	184	12,535	4,840	GJB
568	China	Pingdingshan, HEN	886,000	70	182	12,657	4,887	GJB
569	China	Taian, SD	883,000	104	270	8,490	3,278	GJB
570	Italy	Bergamo	880,000	100	259	8,800	3,398	DJB
571	Peru	Trujillo	879,000	37	96	23,757	9,173	GJB
572	Honduras	San Pedro Sula	878,000	62	161	14,161	5,468	GJB
573	Congo (Dem. Rep.)	Bunia	876,000	23	58	38,087	14,705	GJB
573	Peru	Arequipa	876,000	76	197	11,526	4,450	GJB
575	Brazil	Campo Grande	875,000	110	285	7,955	3,071	CJB
575	United States	Honolulu, HI	875,000	170	440	4,718	1,822	AJA
577	Mexico	Cancun	874,000	77	198	11,351	4,383	GJB
577	Mexico	Hermosillo	874,000	69	178	12,667	4,891	GJB
577	United States	Albuquerque, NM	874,000	254	658	2,917	1,126	AJA
580	Ukraine	Donetsk	870,000	260	673	3,346	1,292	CJB
581	Russia	Krasnodar	869,000	130	337	6,685	2,581	GJB
582	China	Dandong, LN	865,000	60	155	14,417	5,566	CJB
583	Viet Nam	Vung Tau	863,000	101	262	8,545	3,299	GJB
584	Mozambique	Nampula	862,000	25	65	34,480	13,313	GJB
585	China	Luzhou, SC	860,000	45	117	19,111	7,379	CJB
586	Bangladesh	Sylhet	859,000	19	50	45,211	17,456	GJB
587	Poland	Gdansk	855,000	125	324	6,840	2,641	CJB
588	Chile	Concepcion	850,000	70	181	12,143	4,688	CJB
588	China	Jining, SD	850,000	73	188	11,644	4,496	GJB
588	Mexico	Morelia	850,000	72	185	11,806	4,558	GJB
591	China	Baoji, SAA	845,000	64	166	13,203	5,098	LJB
591	Greece	Thessaloniki	845,000	87	225	9,713	3,750	CJB
593	United States	El Paso, TX-NM	844,000	252	652	3,187	1,231	AJA
594	China	Jiaxing, ZJ	842,000	70	183	12,029	4,644	GJB
595	Japan	Niigata	840,000	99	256	8,485	3,276	CJB
596	Italy	Florence	835,000	85	220	9,824	3,793	CJB
597	China	Jinhua, ZJ	830,000	72	186	11,528	4,451	GJB
598	China	Liaoyang, LN	825,000	50	130	16,500	6,371	CJB
598	Mexico	Veracruz	825,000	63	163	13,095	5,056	CJB
598	United States	Birmingham, AL	825,000	530	1,373	1,413	546	AJA
601	China	Lianyungang, JS	824,000	130	337	6,338	2,447	GJB
601	India	Warangal, AP	824,000	33	85	24,970	9,641	GJB
603	China	Fuqing (Fuzhou), FJ	823,000	135	349	6,096	2,354	GJB
603	France	Bordeaux	823,000	177	457	4,650	1,795	GJB
603	United States	McAllen, TX	823,000	359	930	2,031	784	AJA
606	Brazil	Aracaju	820,000	47	122	17,447	6,736	GJB
607	China	Luohe, HEN	818,000	64	166	12,781	4,935	GJB
608	China	Heze, SD	815,000	81	210	10,062	3,885	CJB
608	China	Jingzhou, HUB	815,000	60	155	13,583	5,244	CJB
608	Mexico	Saltillo	815,000	105	272	7,762	2,997	CJB
608	Saudi Arabia	Taif	815,000	55	142	14,818	5,721	CJB
608	Switzerland	Zurich	815,000	95	246	8,579	3,312	CJB
608	United Kingdom	Newcastle upon Tyne	815,000	70	181	11,071	4,275	AJA
614	Norway	Oslo	813,000	92	238	8,837	3,412	GJB
615	Brazil	Jundiai	810,000	120	311	6,750	2,606	CJB
615	United States	Omaha, NE-IA	810,000	271	702	2,675	1,033	AJA
617	India	Guntur, AP	807,000	22	57	36,682	14,163	GJB
618	China	Mudanjiang, HL	806,000	54	140	14,926	5,763	GJB
619	Colombia	Cucuta	805,000	46	119	17,500	6,757	CJB
619	Saudi Arabia	Hufuf-Mubarraz	805,000	105	272	7,667	2,960	DJB
621	China	Shiyang, HUB	804,000	75	195	10,720	4,139	GJB

622	China	Laiwu, SD	801,000	118	306	6,788	2,621	GJB
623	China	Yueyang, HUN	800,000	80	208	10,000	3,861	GJB
623	Iran	Urmia	800,000	34	88	23,529	9,085	DJB
623	Malaysia	Ipoh	800,000	100	259	8,000	3,089	DJB
623	Mexico	Acapulco	800,000	46	119	17,391	6,715	CJB
627	China	Kaifeng, HEN	799,000	85	220	9,400	3,629	GJB
627	Congo (Dem. Rep.)	Butembo	799,000	31	81	25,774	9,951	CJB
629	Indonesia	Padang	796,000	38	99	20,947	8,088	GJB
630	Russia	Saratov	795,000	87	225	9,138	3,528	CJB
630	Senegal	Touba	795,000	51	132	15,588	6,019	GJB
632	China	Xiangyang, HUB	790,000	52	134	15,192	5,866	GJB
633	China	Xingtai, HEB	789,000	45	117	17,533	6,769	GJB
634	China	Zouping (Binzhou), SD	785,000	93	241	8,441	3,259	CJB
634	Libya	Banghazi	785,000	90	233	8,722	3,368	DJB
634	Syria	Al-Raqqa	785,000	12	31	65,417	25,258	DJB
634	United Kingdom	Nottingham	785,000	68	176	10,735	4,145	AJA
638	China	Weinan, SAA	780,000	38	98	20,526	7,925	CJB
638	Nigeria	Zaria	780,000	34	88	22,941	8,858	WJB
638	Pakistan	Sargodha	780,000	20	52	39,000	15,058	DJB
638	Philippines	Zamboanga	780,000	21	54	37,143	14,341	CJB
642	China	Weihai, SD	779,000	66	170	11,803	4,557	GJB
643	Eritrea	Asmara	776,000	25	65	31,040	11,985	GJB
644	India	Bikaner, RJ	775,000	25	65	25,920	10,008	AJB
644	Saudi Arabia	Khamis Mushayt	775,000	225	583	3,444	1,330	CJB
646	Brazil	Cuiaba	770,000	140	363	5,500	2,124	CJB
646	Brazil	Sorocaba	770,000	110	285	7,000	2,703	DJB
646	Gabon	Libreville	770,000	73	189	10,548	4,073	DJB
646	India	Gorakhpur, UP	770,000	21	54	33,000	12,741	AJB
646	Malaysia	Kuching	770,000	70	181	11,000	4,247	CJB
651	China	Yangjiang, GD	765,000	70	181	10,929	4,220	CJB
651	Germany	Dresden	765,000	105	272	7,286	2,813	CJB
651	Poland	Krakow	765,000	85	220	9,000	3,475	DJB
651	Spain	Bilbao	765,000	50	130	15,300	5,907	CJB
651	Venezuela	Barcelona	765,000	49	127	15,612	6,028	CJB
656	Yemen	Aden	764,000	70	181	10,914	4,214	GJB
657	China	Ezhou, HUB	760,000	74	192	10,270	3,965	CJB
657	China	Shizuishan, NX	760,000	90	233	8,444	3,260	CJB
657	Iraq	Irbil	760,000	28	72	27,143	10,480	GJB
660	China	Jiujiang, JX	755,000	83	215	9,096	3,512	CJB
660	China	Yixing (Wuxi), JS	755,000	45	117	16,778	6,478	CJB
660	India	Amravati, MH	755,000	26	67	24,885	9,608	AJB
660	Japan	Fuji	755,000	130	337	5,808	2,242	CJB
660	Venezuela	Ciudad Guayana	755,000	95	246	7,947	3,068	DJB
665	China	Yancheng, JS	751,000	81	209	9,272	3,580	GJB
666	Argentina	Tucuman	750,000	90	233	8,333	3,217	CJB
666	Brazil	Sao Jose dos Campos	750,000	90	233	8,333	3,217	CJB
666	China	Chifeng, NM	750,000	65	167	11,538	4,455	GJB
666	India	Cuttack, OR	750,000	20	52	32,950	12,722	AJB
666	Jordan	Irbid	750,000	80	207	9,375	3,620	CJB
666	Nigeria	Osogbo	750,000	40	104	18,750	7,239	WJB
672	Brazil	Blumenau	745,000	40	104	18,625	7,191	CJB
672	Canada	Winnipeg, MB	745,000	133	344	5,353	2,067	AJA
672	China	Shaoyang, HUN	745,000	50	130	14,900	5,753	CJB
672	China	Yulin, GX	745,000	45	117	16,556	6,392	CJB
672	Iraq	Karbala	745,000	23	60	32,391	12,506	DJB
672	Tunisia	Sfax	745,000	77	199	9,675	3,736	DJB
672	United States	Allentown, PA-NJ	745,000	346	896	1,922	742	AJA
672	United States	Dayton, OH	745,000	351	909	2,063	797	AJA
672	United States	Fresno, CA	745,000	171	443	3,830	1,479	AJA
672	United States	Rochester, NY	745,000	324	839	2,225	859	AJA
682	Tanzania	Zanzibar	741,000	25	65	29,640	11,444	GJB
683	Turkey	Eskisehir	740,000	48	124	15,417	5,953	CJB
683	United States	Tulsa, OK	740,000	336	870	1,949	753	AJA

683	Viet Nam	Hue	740,000	60	155	12,333	4,762	CJB
686	China	Zhangjiakou, HEB	738,000	67	174	11,015	4,253	GJB
687	China	Yuyao (Ningbo), ZJ	735,000	47	122	15,638	6,038	LJB
687	India	Nellore, AP	735,000	20	52	28,200	10,888	AJB
687	Spain	Zaragoza	735,000	57	148	12,895	4,979	CJB
690	Brazil	Londrina	730,000	70	181	10,429	4,027	CJB
690	China	Changzhi, SAX	730,000	71	185	10,282	3,970	GJB
690	China	Guigang, GX	730,000	36	93	20,278	7,829	CJB
690	China	Jinzhou, LN	730,000	55	142	13,273	5,125	CJB
690	Japan	Otsu	730,000	90	233	8,111	3,132	CJB
690	South Africa	Vereeniging	730,000	130	337	5,615	2,168	CJB
690	Ukraine	Zaporizhzhya	730,000	100	259	7,300	2,819	DJB
690	United Kingdom	Sheffield	730,000	65	167	10,538	4,069	AJA
698	Canada	Québec, QC	725,000	165	428	4,273	1,650	AJA
698	India	Belgaum, KA	725,000	28	73	21,786	8,412	AJB
698	Italy	Catania	725,000	95	246	7,632	2,947	CJB
698	Italy	Palermo	725,000	68	176	10,662	4,117	CJB
702	United States	Murrieta, CA	724,000	163	421	2,712	1,047	AJA
703	China	Changde, HUN	720,000	50	130	14,400	5,560	CJB
703	China	Haicheng (Anshan), LN	720,000	40	104	18,000	6,950	CJB
703	China	Qitaihe, HL	720,000	46	119	15,652	6,043	CJB
703	Spain	Malaga	720,000	52	135	13,846	5,346	CJB
703	Ukraine	Lviv	720,000	75	194	9,600	3,707	CJB
708	Turkey	Adana	719,000	62	162	11,597	4,478	GJB
709	China	Gongyi (Zhengzhou), HEN	715,000	50	130	14,300	5,521	CJB
709	China	Hegang, HL	715,000	45	117	15,889	6,135	CJB
709	Egypt	Port Said	715,000	16	41	44,688	17,254	DJB
709	India	Agartala, TR	715,000	36	94	19,861	7,668	GJB
709	India	Jammu, JK	715,000	27	70	24,148	9,324	AJB
709	India	Mangalore, KA	715,000	60	155	10,333	3,990	AJB
709	Iraq	Kirkuk	715,000	32	83	22,344	8,627	DJB
709	Netherlands	Utrecht	715,000	110	285	6,500	2,510	CJB
709	Palestine	Gaza	715,000	17	44	42,059	16,239	DJB
709	Russia	Tyumen	715,000	47	122	15,213	5,874	DJB
709	United States	Sarasota, FL	715,000	327	847	1,966	759	AJA
720	Germany	Hannover	710,000	110	285	6,455	2,492	CJB
720	Indonesia	Banjarmasin	710,000	25	65	28,400	10,965	CJB
720	Russia	Vladivostok	710,000	139	360	5,108	1,972	CJB
723	India	Bhavnagar, GJ	705,000	25	65	24,240	9,359	AJB
723	India	Malegaon, MH	705,000	12	31	48,000	18,533	AJB
723	Japan	Nagano	705,000	110	285	6,409	2,475	CJB
726	China	Akesu, XJ	700,000	60	155	11,667	4,505	CJB
726	Croatia	Zagreb	700,000	72	186	9,722	3,754	CJB
726	Morocco	Meknes	700,000	35	91	20,000	7,722	CJB
726	Philippines	Cagayan de Oro	700,000	27	70	25,926	10,010	CJB
726	United States	Baton Rouge, LA	700,000	367	951	1,619	625	AJA
731	Brazil	Florianopolis	695,000	72	186	9,653	3,727	GJB
731	Brazil	Ribeirao Preto	695,000	70	181	9,929	3,834	CJB
731	China	Xuchang, HEN	695,000	26	67	26,731	10,321	CJB
731	China	Yongkang (Jinhua), ZJ	695,000	86	223	8,081	3,120	CJB
731	China: Macau SAR	Macau	695,000	10	26	64,300	24,826	AJB
731	United States	Knoxville, TN	695,000	438	1,134	1,276	493	AJA
737	China	Liaocheng, SD	690,000	50	130	13,800	5,328	CJB
737	China	Tianmen, HUB	690,000	19	49	36,316	14,022	CJB
739	China	Dezhou, SD-HEB	685,000	68	176	10,074	3,890	CJB
739	China	Fuyang, AH	685,000	36	93	19,028	7,347	CJB
739	Cote d'Ivoire	Bouake	685,000	38	98	18,026	6,960	WJB
739	Russia	Tolyatti	685,000	56	145	12,232	4,723	CJB
739	Turkey	Urfa	685,000	25	65	27,400	10,579	CJB
744	China	Maoming, GD	680,000	33	85	20,606	7,956	CJB
744	India	Durgapur, WB	680,000	50	130	11,620	4,486	AJB
744	India	Muzaffarnagar, UP	680,000	11	28	45,000	17,375	AJB
744	United Kingdom	Bristol	680,000	56	144	11,018	4,254	AJA

748	China	Benxi, LN	679,000	33	85	20,576	7,944	GJB
748	Zambia	Kitwe	679,000	72	185	9,431	3,641	GJB
750	China	Qingzhou (Weifang), SD	675,000	59	153	11,441	4,417	CJB
750	China	Suizhou, HUB	675,000	39	101	17,308	6,683	CJB
750	Dominican Republic	Santiago	675,000	40	104	16,875	6,515	CJB
750	India	Hubli, KL	675,000	20	52	33,750	13,031	FJB
750	Japan	Okayama	675,000	75	194	9,000	3,475	CJB
750	South Korea	Jeonju	675,000	33	85	20,455	7,898	DJB
750	United States	Columbia, SC	675,000	380	984	1,447	559	AJA
757	United States	Cape Coral, FL	674,000	347	899	1,527	590	AJA
758	China	Rizhao, SD	673,000	89	230	7,562	2,920	GJB
759	Indonesia	Tasikmalaya	671,000	24	62	27,958	10,795	GJB
760	Albania	Tirana	670,000	43	111	15,581	6,016	CJB
760	Iran	Yazd	670,000	80	207	8,375	3,234	CJB
760	Japan	Kumamoto	670,000	50	130	13,400	5,174	CJB
760	Japan	Shizuoka	670,000	70	181	9,571	3,695	CJB
760	Nigeria	Akure	670,000	45	117	14,889	5,749	WJB
760	Poland	Lodz	670,000	70	181	9,571	3,695	DJB
760	Spain	Las Palmas	670,000	80	207	8,375	3,234	CJB
760	United States	Charleston, SC	670,000	293	759	1,870	722	AJA
768	China	Huludao, LN	665,000	60	155	11,083	4,279	CJB
768	China	Laixi (Qingdao), SD	665,000	55	142	12,091	4,668	CJB
768	China	Qingyuan, GD	665,000	65	168	10,231	3,950	CJB
768	Germany	Nuremberg	665,000	90	233	7,389	2,853	CJB
772	China	Suzhou, AN	664,000	63	163	10,540	4,069	GJB
773	China	Chuzhou, AH	663,000	99	256	6,697	2,586	GJB
774	India	Gulbarga, KA	660,000	15	39	36,000	13,900	AJB
774	India	Jamnagar, GJ	660,000	18	47	33,333	12,870	AJB
774	Indonesia	Pontianak	660,000	24	62	27,500	10,618	DJB
774	South Korea	Cheongju	660,000	22	57	30,000	11,583	CJB
774	United States	Springfield, MA-CT	660,000	349	904	1,779	687	AJA
779	China	Langfang, HEB-TJ-BJ	656,000	77	199	8,519	3,289	GJB
780	Brazil	Uberlandia	655,000	75	194	8,733	3,372	CJB
780	China	Zhoukou, HEN	655,000	39	101	16,795	6,485	CJB
780	Guinea-Bissau	Bissau	655,000	30	78	21,833	8,430	WJB
780	India	Firozabad, UP	655,000	11	28	45,455	17,550	AJB
780	Japan	Mito	655,000	125	324	5,240	2,023	CJB
780	Nigeria	Sokoto	655,000	34	88	19,265	7,438	WJB
780	Ukraine	Kriyvi Rih	655,000	75	194	8,733	3,372	DJB
787	China	Taizhou, JS	653,000	88	227	7,420	2,865	GJB
788	China	Huzhou, ZJ	651,000	74	191	8,797	3,397	GJB
788	China	Tongliao, NM	651,000	75	193	8,680	3,351	GJB
790	China	Deyang, SC	650,000	48	124	13,542	5,229	CJB
790	China	Shenzgzezen, JS-ZJ	650,000	70	181	9,286	3,585	CJB
790	China	Taixing (Taizhou), JS	650,000	34	88	19,118	7,381	CJB
790	Mexico	Reynosa	650,000	70	181	9,286	3,585	CJB
790	United States	Bakersfield, CA	650,000	138	357	3,797	1,466	AJA
795	Australia	Gold Coast, QLD-NSW	645,000	250	648	2,400	927	AJA
795	China	Zhaoqing, GD	645,000	45	117	14,333	5,534	CJB
795	Germany	Bremen	645,000	105	272	6,143	2,372	CJB
795	India	Jhansi, UP	645,000	16	41	34,375	13,272	AJB
795	Indonesia	Balikpapan	645,000	48	124	13,438	5,188	CJB
795	Turkey	Izmit	645,000	89	231	7,247	2,798	CJB
795	United States	Colorado Springs, CO	645,000	188	487	2,973	1,148	AJA
795	Yemen	Al-Hudaydah	645,000	19	49	33,947	13,107	DJB
803	China	Pingxiang, JX	640,000	25	65	25,600	9,884	CJB
803	China	Siping, JL	640,000	41	106	15,610	6,027	CJB
803	China	Wanzhou, CQ	640,000	31	80	20,645	7,971	GJB
803	India	Bokaro Steel City, JH	640,000	19	49	29,632	11,441	AJB
803	India	Tirupati, AP	640,000	23	60	20,000	7,722	AJB
803	Mexico	Tuxtla Gutierrez	640,000	54	140	11,852	4,576	CJB
803	North Korea	Chongjin	640,000	30	78	21,333	8,237	DJB
803	Pakistan	Sialkot	640,000	20	52	32,000	12,355	DJB

803	Saudi Arabia	Buraydah	640,000	80	207	8,000	3,089	DJB
803	Turkey	Samsun	640,000	38	98	16,842	6,503	CJB
813	Philippines	Angeles City	636,000	72	186	8,833	3,410	GJB
814	China	Anqing, AH	635,000	40	104	15,875	6,129	CJB
814	China	Huaihua, HUN	635,000	42	109	15,119	5,837	GJB
814	China	Wuhai, NM	635,000	80	207	7,938	3,065	CJB
814	China	Xinyang, HEN	635,000	29	75	21,897	8,454	CJB
814	China	Yiyang, HUN	635,000	20	52	31,750	12,259	CJB
814	Egypt	Suez	635,000	33	85	19,242	7,429	DJB
814	India	Kayamkulam, KL	635,000	16	41	26,688	10,304	AJB
814	Pakistan	Sukkur	635,000	17	44	37,353	14,422	DJB
814	United Kingdom	Belfast	635,000	62	161	10,242	3,954	DJA
823	Syria	Homs	632,000	37	95	17,081	6,595	GJB
824	Argentina	Mar del Plata	630,000	55	142	11,455	4,423	CJB
824	China	Renqiu (Cangzhou), HEB	630,000	26	67	24,231	9,356	CJB
824	China	Yanshi (Louyang), HEN	630,000	26	67	24,231	9,356	CJB
824	India	Erode, TN	630,000	20	52	26,000	10,039	AJB
824	India	Kolhapur, MAH	630,000	24	62	23,417	9,041	AJB
824	India	Kurnool, AP	630,000	15	39	31,867	12,304	AJB
824	India	Raurkela, OR	630,000	33	85	16,758	6,470	AJB
824	Russia	Cheboksary	630,000	111	287	5,676	2,192	CJB
824	Russia	Izhevsk	630,000	55	142	11,455	4,423	CJB
833	China	Jiamusi, HL	627,000	56	145	11,196	4,323	GJB
834	China	Suqian, JS	626,000	95	247	6,589	2,544	GJB
835	Germany	Leipzig	625,000	95	246	6,579	2,540	CJB
835	Germany	Mannheim	625,000	85	220	7,353	2,839	CJB
835	India	Ajmer, RJ	625,000	28	73	19,679	7,598	AJB
835	Poland	Wroclaw	625,000	48	124	13,021	5,027	CJB
835	Russia	Barnaul	625,000	43	111	14,535	5,612	CJB
835	Russia	Lipetsk	625,000	152	394	4,112	1,588	CJB
835	Switzerland	Geneva	625,000	70	181	8,929	3,447	CJB
835	United States	Albany, NY	625,000	296	767	2,010	776	AJA
843	Argentina	Salta	620,000	42	109	14,762	5,700	CJB
843	China	Cangzhou, HEB	620,000	92	238	6,739	2,602	CJB
843	China	Suining, SC	620,000	63	163	9,841	3,800	CJB
843	China	Yibin, SC	620,000	31	80	20,000	7,722	CJB
843	China	Zhoushan, ZJ	620,000	50	130	12,400	4,788	LJB
843	Italy	Padova	620,000	72	186	8,611	3,325	DJB
843	Malaysia	Seremban	620,000	60	155	10,333	3,990	CJB
843	Morocco	Agadir	620,000	45	117	13,778	5,320	CJB
851	China	Yangquan, SAX	617,000	59	153	10,458	4,038	GJB
852	Angola	Huambo	615,000	50	130	12,300	4,749	CJB
852	China	Cangnan (Wenzhou), ZJ	615,000	31	79	19,839	7,660	GJB
852	China	Liyang (Changzhou), JS	615,000	31	80	19,839	7,660	CJB
852	China	Xiantao, HUB	615,000	35	91	17,571	6,784	CJB
852	India	Nanded Waghala, MH	615,000	17	44	29,412	11,356	AJB
852	Iran	Rasht	615,000	24	62	25,625	9,894	CJB
852	Iran	Zahedan	615,000	35	91	17,571	6,784	CJB
852	Sweden	Goteborg	615,000	83	215	7,000	2,703	AJA
852	Syria	Al-Hasakah	615,000	16	41	38,438	14,841	DJB
861	China	Korla, XJ	613,000	113	292	5,425	2,095	GJB
862	China	Jiyuan, HEN	610,000	70	181	8,714	3,364	CJB
862	China	Laibin, GX	610,000	43	111	14,186	5,477	CJB
862	China	Laiyang (Yantai), SD	610,000	47	122	12,979	5,011	CJB
862	Ghana	Sekondi Takoradi	610,000	35	91	17,429	6,729	WJB
862	India	Tirunelveli, TN	610,000	29	75	18,276	7,056	AJB
862	Italy	Genoa	610,000	30	78	20,333	7,851	CJB
862	Mexico	Villahermosa	610,000	44	114	13,864	5,353	CJB
862	Nigeria	Owerri	610,000	77	198	7,922	3,059	GJB
862	Russia	Irkutsk	610,000	55	142	11,091	4,282	CJB
862	Russia	Ulyanovsk	610,000	35	91	17,429	6,729	CJB
872	China	Wenling (Taizhou), ZJ	609,000	45	115	13,533	5,225	GJB
873	Iraq	Sulaimaniya	606,000	19	50	31,895	12,315	GJB

874	China	Jixi, HL	605,000	53	137	11,415	4,407	CJB
874	Israel	Beer Sheba	605,000	21	54	28,810	11,124	DJB
874	Latvia	Riga	605,000	100	259	6,050	2,336	DJB
874	Russia	Khabarovsk	605,000	75	194	8,067	3,115	CJB
878	China	Linfen, SAX	601,000	41	106	14,659	5,660	GJB
879	Brazil	Feira de Santana	600,000	45	117	13,333	5,148	CJB
879	China	Anshun, GZ	600,000	26	67	23,077	8,910	CJB
879	Mexico	Oaxaca	600,000	84	218	7,143	2,758	CJB
879	Nigeria	Bauchi	600,000	34	88	17,647	6,814	WJB
879	Saudi Arabia	Tabuk	600,000	70	181	8,571	3,309	CJB
884	China	Hebi, HEN	595,000	60	155	9,917	3,829	CJB
884	China	Shaoguan, GD	595,000	72	186	8,264	3,191	CJB
884	China	Songyuan, JL	595,000	64	166	9,297	3,590	CJB
884	Indonesia	Jambi	595,000	30	78	19,833	7,658	CJB
884	Pakistan	Sheikhupura	595,000	22	57	27,045	10,442	DJB
884	Peru	Chiclayo	595,000	20	52	29,750	11,486	CJB
884	Thailand	Rayong	595,000	130	337	4,577	1,767	CJB
884	United States	Grand Rapids, MI	595,000	281	728	2,028	783	AJA
892	China	Shangqiu, HEN	594,000	73	188	8,137	3,142	GJB
893	Algeria	Constantine	590,000	46	119	12,826	4,952	CJB
893	China	Hengshui, HEB	590,000	65	168	9,077	3,505	CJB
893	India	Sangali, MH	590,000	18	47	28,556	11,025	AJB
893	India	Ujjain, MP	590,000	16	41	31,250	12,066	AJB
893	Iran	Hamadan	590,000	22	57	26,818	10,354	DJB
893	Jamaica	Kingston	590,000	40	104	14,750	5,695	DJB
893	Moldova	Chisinau	590,000	76	197	7,763	2,997	CJB
893	Philippines	Bacolod	590,000	32	83	18,438	7,119	CJB
893	Viet Nam	Nha Trang	590,000	60	155	9,833	3,797	CJB
902	Afghanistan	Herat	585,000	19	49	30,789	11,888	CJB
902	Afghanistan	Kandahar	585,000	25	65	23,400	9,035	CJB
902	Bangladesh	Rajshahi	585,000	12	31	48,750	18,822	CJB
902	China	Linqi (Weifang), SD	585,000	76	197	7,697	2,972	CJB
902	China	Luian, AN	585,000	65	168	9,000	3,475	CJB
902	China	Lufeng (Shanwei), GD	585,000	15	39	39,000	15,058	CJB
902	Congo (Dem. Rep.)	Likasi	585,000	25	65	23,400	9,035	DJB
902	Indonesia	Serang	585,000	25	65	23,400	9,035	CJB
902	Philippines	General Santos	585,000	37	96	15,811	6,105	CJB
902	Russia	Makhachkala	585,000	53	137	11,038	4,262	CJB
902	Russia	Yaroslavl	585,000	90	233	6,500	2,510	CJB
902	Turkey	Denizli	585,000	40	104	14,625	5,647	DJB
914	Angola	Benguela	580,000	40	104	14,500	5,598	CJB
914	China	Shougang (Weifang), SD	580,000	40	104	14,500	5,598	CJB
914	France	Toulon	580,000	295	764	1,902	734	AJA
914	India	Bilaspur, CH	580,000	22	57	20,591	7,950	AJB
914	Viet Nam	Can Tho	580,000	25	65	23,200	8,958	FJB
919	Belarus	Gomel	575,000	77	199	7,468	2,883	CJB
919	China	Chaoyang, LN	575,000	70	181	8,214	3,171	CJB
919	China	Hami, XJ	575,000	46	119	12,500	4,826	CJB
919	China	Xinyu, JX	575,000	51	132	11,275	4,353	GJB
919	Gambia	Banjul	575,000	44	114	13,068	5,046	CJB
919	India	Mathura, UP	575,000	18	47	25,278	9,760	AJB
919	India	Patiala, HR	575,000	35	91	12,714	4,909	AJB
919	Iraq	Nasiriyah	575,000	22	57	26,136	10,091	DJB
927	China	Dongsheng (Ordos), NM	574,000	40	104	14,350	5,541	GJB
928	China	Puyang, HEN	573,000	46	118	12,457	4,810	GJB
929	Brazil	Joinville	570,000	70	181	8,143	3,144	CJB
929	China	Liaoyuan, JL	570,000	23	60	24,783	9,569	CJB
929	China	Wafangdian (Dalian) , LN	570,000	55	142	10,364	4,002	CJB
929	Djibouti	Djibouti	570,000	18	47	31,667	12,227	DJB
929	Iran	Kerman	570,000	55	142	10,364	4,002	CJB
929	Japan	Kagoshima	570,000	46	119	12,391	4,784	CJB
929	Mexico	Durango	570,000	49	127	11,633	4,492	DJB
929	Russia	Tomsk	570,000	40	104	14,250	5,502	CJB

929	South Korea	Cheonan	570,000	68	176	8,382	3,236	CJB
938	Argentina	Santa Fe	565,000	45	117	12,556	4,848	CJB
938	Belgium	Liege	565,000	110	285	5,136	1,983	CJB
938	China	Sanya, HA	565,000	59	153	9,576	3,697	CJB
938	Colombia	Pereira	565,000	17	44	33,235	12,832	CJB
938	Germany	Saarbrucken	565,000	120	311	4,708	1,818	CJB
938	India	Udaipur, RJ	565,000	28	73	16,964	6,550	AJB
938	India	Vellore, TN	565,000	19	49	25,368	9,795	AJB
938	Iran	Ardabil	565,000	24	62	23,542	9,090	CJB
938	Mexico	Culiacan	565,000	68	176	8,309	3,208	CJB
938	Nigeria	Abeokuta	565,000	24	62	23,542	9,090	WJB
948	China	Liupanshui, GZ	564,000	38	97	14,842	5,731	GJB
949	France	Nantes	562,000	98	254	5,735	2,214	GJB
950	China	Bayan Nur, NM	560,000	52	135	10,769	4,158	CJB
950	China	Dongming (Heze), SD	560,000	50	130	11,200	4,324	CJB
950	China	Fuxin, LN	560,000	80	207	7,000	2,703	GJB
950	India	Jalgaon, MH	560,000	15	39	30,667	11,841	AJB
950	Mexico	Tampico	560,000	85	220	6,588	2,544	CJB
950	Russia	Kursk	560,000	109	282	5,138	1,984	CJB
950	Spain	Palma	560,000	65	168	8,615	3,326	CJB
950	Uzbekistan	Namangan	560,000	190	492	2,947	1,138	DJB
958	China	Sanmenxia, HEN-SAX	558,000	61	159	9,148	3,532	GJB
959	China	Neijiang, SC	555,000	21	54	26,429	10,204	CJB
959	China	Tongling, AH	555,000	63	163	8,810	3,402	CJB
959	India	Gaya, BR	555,000	12	31	39,167	15,122	AJB
959	Macedonia	Skopje	555,000	35	91	15,857	6,122	CJB
959	Thailand	Udon Thani	555,000	28	73	19,821	7,653	DJB
959	Zambia	Ndola	555,000	36	93	15,417	5,953	CJB
965	Brazil	Juiz de Fora	550,000	35	91	15,714	6,067	DJB
965	China	Linhai (Taizhou), ZJ	550,000	33	85	16,667	6,435	CJB
965	China	Longyan, FJ	550,000	46	119	11,957	4,617	CJB
965	China	Zhumadian, HEN	550,000	53	137	10,377	4,007	CJB
965	Iran	Arak	550,000	31	80	17,742	6,850	CJB
965	Iraq	Hillah	550,000	19	49	28,947	11,176	DJB
965	Russia	Kemerovo	550,000	41	106	13,415	5,180	CJB
965	Russia	Orenburg	550,000	26	67	21,154	8,168	CJB
965	South Africa	Bloemfontein	550,000	68	176	8,088	3,123	DJB
965	United Kingdom	Leicester	550,000	42	109	12,119	4,679	AJA
975	China	Feicheng (Taian), SD	545,000	30	78	18,167	7,014	CJB
975	China	Qianjiang, HUB	545,000	24	62	22,708	8,768	CJB
975	Colombia	Ibague	545,000	13	34	41,923	16,186	CJB
975	Egypt	Al Mansurah	545,000	16	41	34,063	13,152	DJB
975	Germany	Aachen	545,000	105	272	5,190	2,004	CJB
975	India	Imphal, MN	545,000	25	65	16,560	6,394	AJB
975	India	Rajahmundry, AP	545,000	21	54	22,619	8,733	AJB
975	Nigeria	Ogbomosho	545,000	16	41	34,063	13,152	WJB
975	Pakistan	Larkana	545,000	12	31	45,417	17,536	DJB
975	South Sudan	Juba	545,000	56	145	9,732	3,758	FJB
975	Switzerland	Basel	545,000	77	199	7,078	2,733	CJB
975	Zimbabwe	Bulawayo	545,000	90	233	6,056	2,338	CJB
987	China	Tieling, LN	540,000	70	181	7,714	2,978	CJB
987	China: Taiwan	Hsinchu	540,000	45	117	12,000	4,633	CJB
987	Congo (Dem. Rep.)	Kolwezi	540,000	34	88	15,882	6,132	DJB
987	Egypt	Al Mahallah al Kubra	540,000	14	36	38,571	14,892	CJB
987	India	Panipat, HR	540,000	25	65	17,680	6,826	AJB
987	India	Thoothukkudi, TN	540,000	50	130	8,200	3,166	AJB
987	Mexico	Xalapa	540,000	29	75	18,621	7,190	CJB
987	Russia	Novokuznetsk	540,000	41	106	13,171	5,085	DJB
987	Russia	Stavropol	540,000	89	231	6,067	2,342	CJB
987	Spain	Santa Cruz de Tenerife	540,000	42	109	12,857	4,964	CJB
997	Israel	Haifa	538,000	58	149	9,276	3,581	GJB
998	Bahrain	Al-Manamah	535,000	150	389	3,567	1,377	CJB
998	China	Qufu (Jining), SD	535,000	47	122	11,383	4,395	CJB

998	China	Qujing, YN	535,000	57	147	9,386	3,624	GJB
998	China	Shuangyashan, HL	535,000	54	140	9,907	3,825	CJB
998	Japan	Matsuyama	535,000	45	117	11,889	4,590	CJB
998	North Korea	Hamhung	535,000	19	49	28,158	10,872	DJB
998	Philippines	Iloilo City	535,000	35	91	15,286	5,902	CJB
1005	China	Yichun, JX	534,000	47	121	11,362	4,387	GJB
1006	China	Gaomi (Weifang), SD	531,000	106	273	5,009	1,934	GJB
1007	Benin	Porto Novo	530,000	39	101	13,590	5,247	WJB
1007	China	Zhangqiu (Jinan), SD	530,000	42	109	12,619	4,872	GJB
1007	France	Grenoble	530,000	198	513	2,551	985	AJA
1007	Italy	Bologna	530,000	60	155	8,833	3,410	CJB
1007	South Korea	Pohang	530,000	35	91	15,143	5,847	CJB
1007	United Kingdom	Edinburgh	530,000	46	120	10,435	4,029	AJA
1013	Brazil	Maringa	525,000	60	155	8,750	3,378	CJB
1013	China	Zhuji (Shaoxing), ZJ	525,000	52	135	10,096	3,898	LJB
1013	Indonesia	Cilegon	525,000	47	122	11,170	4,313	CJB
1013	Poland	Poznan	525,000	85	220	6,176	2,385	DJB
1013	Russia	Astrakhan	525,000	46	119	11,413	4,407	CJB
1013	Russia	Ryazan	525,000	50	130	10,500	4,054	CJB
1013	Spain	Murcia	525,000	38	98	13,816	5,334	CJB
1013	Trinidad & Tobago	Port of Spain	525,000	110	285	4,773	1,843	FJB
1013	United States	Des Moines, IA	525,000	201	521	2,239	864	AJA
1022	China	Tonghua, JL	520,000	27	70	19,259	7,436	CJB
1022	China	Zhangye, GS	520,000	26	67	20,000	7,722	CJB
1022	Russia	Kaliningrad	520,000	92	238	5,652	2,182	CJB
1022	Russia	Naberezhnye Tchelny	520,000	50	130	10,400	4,015	CJB
1022	United States	Harrisburg, PA	520,000	260	673	1,708	659	AJA
1027	China	Zhuanghe (Dalian), LN	515,000	50	130	10,300	3,977	CJB
1027	India	Kakinada, AP	515,000	24	62	18,417	7,111	AJB
1027	Lithuania	Vilnius	515,000	85	220	6,059	2,339	DJB
1027	United States	Toledo, OH-MI	515,000	240	622	2,117	817	AJA
1027	United States	Wichita, KS	515,000	215	557	2,200	849	AJA
1032	China	Panzhuhua, SC	511,000	47	121	10,872	4,198	GJB
1033	Brazil	Porto Velho	510,000	33	85	15,455	5,967	DJB
1033	Cameroon	Bamenda	510,000	40	104	12,750	4,923	DJB
1033	China	Heyuan, GD	510,000	100	259	5,100	1,969	CJB
1033	Congo (Dem. Rep.)	Kikwit	510,000	20	52	25,500	9,846	DJB
1033	France	Douai-Lens	510,000	187	484	2,706	1,045	AJA
1033	India	Davanagere, KT	510,000	16	41	27,188	10,497	AJB
1033	Japan	Kanazawa	510,000	53	137	9,623	3,715	CJB
1033	Kazakhstan	Karagandy	510,000	113	293	4,513	1,742	DJB
1033	Russia	Penza	510,000	47	122	10,851	4,190	CJB
1033	South Africa	East London	510,000	65	168	7,846	3,029	CJB
1033	Thailand	Lampang	510,000	41	106	12,439	4,803	DJB
1044	China	Binzhou, SD	507,000	82	214	6,183	2,387	GJB
1045	China	Jingmen, HUB	505,000	54	140	9,352	3,611	CJB
1045	China	Zhucheng (Weifang), SD	505,000	88	228	5,739	2,216	GJB
1045	Egypt	Tanta	505,000	9	23	56,111	21,664	CJB
1045	United States	Palm Bay, FL	505,000	232	601	1,953	754	AJA
1049	Turkey	Diyarbakir	503,000	24	63	20,958	8,092	GJB
1050	Canada	Kitchener, ON	500,000	104	269	4,519	1,745	AJA
1050	China	Fuyang (Hangzhou), ZJ	500,000	45	116	11,111	4,290	GJB
1050	China	Zoucheng (Jining), SD	500,000	40	104	12,500	4,826	CJB
1050	Germany	Karlsruhe	500,000	75	194	6,667	2,574	CJB
1050	Morocco	Tetouan	500,000	20	52	25,000	9,653	CJB
1050	Thailand	Nakhon Ratchasima	500,000	103	267	4,854	1,874	CJB

Urban density calculation: Current Year (2020) except where Population Basis ="A" where urban density figure (only) is for latest population year.

Table 3

BUILT-UP URBAN AREAS BY LAND AREA (URBAN FOOTPRINT): 2020



Urban Areas 500,000 & Over Population

Rank	Geography	Urban Area	Population Estimate	Built-Up Land Area		Urban Population Density		Basis:Pop: Area
				Square Miles	Square Kilometers	Per Square Mile	Per Square Kilometer	
1	United States	New York, NY-NJ-CT	20,870,000	4,669	12,093	4,404	1,700	A A
2	United States	Boston-Providence, MA-RI-NH-CT-ME	7,302,000	3,683	9,538	1,882	727	A A
3	Japan	Tokyo-Yokohama	37,977,000	3,178	8,230	11,950	4,614	G B
4	United States	Atlanta, GA	5,361,000	2,857	7,400	1,639	633	A A
5	United States	Chicago, IL-IN-WI	9,014,000	2,705	7,006	3,336	1,288	A A
6	United States	Los Angeles, CA	15,402,000	2,452	6,351	5,982	2,310	A A
7	Russia	Moscow	17,125,000	2,274	5,891	7,531	2,908	G B
8	United States	Washington-Baltimore, DC-VA-MD	7,518,000	2,124	5,500	3,249	1,254	A A
9	United States	Philadelphia, PA-NJ-DE-MD	5,684,000	2,096	5,430	2,647	1,022	A A
10	United States	Dallas-Fort Worth, TX	6,830,000	2,038	5,279	2,776	1,072	A A
11	United States	Houston, TX	6,406,000	1,904	4,930	2,779	1,073	A A
12	China	Guangzhou-Foshan, GD	20,902,000	1,676	4,342	12,471	4,815	L B
13	United States	Detroit, MI	4,189,000	1,648	4,269	2,524	975	A A
14	China	Beijing, BJ-HEB	19,433,000	1,611	4,172	12,063	4,658	L B
15	China	Shanghai, SHG-JS-ZJ	22,120,000	1,571	4,068	14,080	5,436	L B
16	Japan	Nagoya	9,113,000	1,430	3,704	6,373	2,461	G B
17	United States	Cleveland, OH	2,774,000	1,379	3,573	2,038	787	A A
18	Indonesia	Jakarta	34,540,000	1,367	3,540	25,267	9,756	G B
19	United States	Miami, FL	6,144,000	1,279	3,313	4,302	1,661	A A
20	United States	Seattle, WA	4,017,000	1,260	3,264	2,707	1,045	A A
21	United States	Phoenix, AZ	4,602,000	1,250	3,236	3,077	1,188	A A
22	Argentina	Buenos Aires	16,157,000	1,244	3,221	12,988	5,015	G B
23	Thailand	Bangkok	17,066,000	1,235	3,199	13,819	5,336	G B
24	Brazil	Sao Paulo	22,046,000	1,203	3,116	18,326	7,076	G B
25	United States	Charlotte, NC-SC	2,075,000	1,193	3,091	1,458	563	A A
26	Japan	Osaka-Kobe-Kyoto	14,977,000	1,166	3,019	12,845	4,959	G B
27	United States	Minneapolis-St. Paul, MN-WI	2,917,000	1,111	2,878	2,386	921	A A
28	United States	San Francisco-San Jose, CA	6,425,000	1,109	2,872	5,313	2,051	A A
29	China	Tianjin, TJ	10,800,000	1,086	2,813	9,945	3,840	G B
30	South Korea	Seoul-Incheon	21,794,000	1,069	2,768	20,387	7,871	G B
31	Germany	Essen-Dusseldorf	6,125,000	1,036	2,684	5,912	2,283	G B
32	United States	Tampa-St. Petersburg, FL	2,782,000	1,004	2,601	2,432	939	A A
33	United States	St. Louis, MO-IL	2,247,000	990	2,565	2,259	872	A A
34	Australia	Melbourne, VIC	4,539,000	982	2,543	4,273	1,650	A A
34	South Africa	Johannesburg-East Rand	9,505,000	982	2,542	9,679	3,737	G B
36	France	Paris	11,020,000	969	2,509	11,000	4,247	A A
37	United States	Pittsburgh, PA	1,693,000	922	2,387	1,881	726	A A
38	Mexico	Mexico City	20,996,000	921	2,386	22,797	8,802	G B
39	Canada	Toronto, ON	6,871,000	901	2,334	7,140	2,757	A A
40	US: Puerto Rico	San Juan	2,061,000	876	2,268	2,353	908	G A
41	India	Delhi, DL-UP-HR	29,617,000	862	2,232	34,358	13,266	G B
42	Malaysia	Kuala Lumpur	8,285,000	835	2,162	9,922	3,831	G B
43	United States	Orlando, FL	2,325,000	831	2,154	2,247	868	A A
44	China	Quanzhou, FJ	6,345,000	807	2,090	7,862	3,036	G B
45	United States	Cincinnati, OH-KY-IN	1,693,000	797	2,065	2,039	787	A A
46	Australia	Sydney, NSW	4,578,000	786	2,036	5,499	2,123	A A
47	Egypt	Cairo	19,372,000	776	2,010	24,964	9,639	G B
48	Australia	Brisbane, QLD	2,180,000	761	1,971	2,699	1,042	A A
49	Nigeria	Lagos	15,279,000	759	1,965	20,130	7,772	G B
50	Nigeria	Onitsha	6,269,000	750	1,942	8,359	3,227	G B
51	United States	San Diego, CA	3,200,000	740	1,916	3,996	1,543	A A
52	Brazil	Rio de Janeiro	12,272,000	738	1,912	16,629	6,420	G B
53	United States	Kansas City, MO-KS	1,722,000	728	1,885	2,203	851	A A

54	Italy	Milan	4,907,000	726	1,881	6,759	2,610	GJB
55	Philippines	Manila	23,088,000	723	1,873	31,934	12,330	GJB
56	United States	Indianapolis, IN	1,623,000	718	1,860	2,071	800	AJA
57	China	Chengdu, SC	11,309,000	706	1,828	16,018	6,185	GJB
57	United States	Raleigh, NC	1,493,000	706	1,829	1,745	674	AJA
59	China	Shenzhen, GD	15,929,000	696	1,803	22,886	8,836	GJB
60	United States	Denver, CO	2,813,000	681	1,765	3,486	1,346	AJA
61	China	Dongguan, GD	7,981,000	678	1,755	11,771	4,545	GJB
62	United Kingdom	London	10,979,000	671	1,739	14,586	5,632	AJA
63	United States	Salt Lake City, UT	2,412,000	665	1,723	3,083	1,190	AJA
64	Iran	Tehran	13,633,000	658	1,704	20,719	8,000	GJB
65	Saudi Arabia	Riyadh	6,881,000	646	1,672	10,652	4,113	GJB
66	China	Qingdao, SD	5,911,000	639	1,656	9,250	3,571	GJB
66	China	Zhengzhou, HEN	6,765,000	639	1,656	10,587	4,088	GJB
68	China	Wuhan, HUB	8,962,000	636	1,646	14,091	5,441	GJB
69	Viet Nam	Ho Chi Minh City	13,312,000	632	1,638	21,063	8,132	GJB
70	China	Nanjing, JS	7,496,000	623	1,613	12,032	4,646	GJB
71	United States	Jacksonville, FL	1,231,000	608	1,574	1,752	676	AJA
72	Australia	Perth, WA	1,978,000	604	1,565	3,103	1,198	AJA
73	United States	San Antonio, TX	2,122,000	601	1,557	2,925	1,129	AJA
74	China	Chongqing, CQ	7,739,000	593	1,537	13,051	5,039	GJB
75	China	Shenyang-Fushun, LN	7,105,000	585	1,515	12,145	4,689	GJB
76	United Arab Emirates	Dubai	6,036,000	582	1,508	10,371	4,004	GJB
77	United States	Nashville, TN	1,157,000	579	1,501	1,675	647	AJA
78	United States	Milwaukee, WI	1,393,000	565	1,463	2,435	940	AJA
79	China	Hangzhou, ZJ	6,446,000	558	1,446	11,552	4,460	GJB
80	United States	Portland, OR-WA	2,091,000	538	1,393	3,439	1,328	AJA
81	China	Suzhou, JS	4,979,000	535	1,387	9,307	3,593	GJB
82	Turkey	Istanbul	15,154,000	531	1,375	28,539	11,019	GJB
83	Russia	St. Petersburg	5,230,000	530	1,372	9,868	3,810	GJB
83	United States	Birmingham, AL	825,000	530	1,373	1,413	546	AJA
85	United States	Virginia Beach-Norfolk, VA	1,488,000	529	1,371	2,722	1,051	AJA
86	Germany	Berlin	3,972,000	528	1,368	7,523	2,905	GJB
86	United States	Austin, TX	1,862,000	528	1,367	2,580	996	AJA
88	Spain	Madrid	6,026,000	527	1,365	11,435	4,415	GJB
89	United States	Hartford, CT	918,000	525	1,360	1,762	680	AJA
90	India	Kolkata, WB	17,560,000	522	1,351	33,640	12,988	GJB
91	United States	Columbus, OH	1,487,000	518	1,341	2,641	1,020	AJA
92	United States	Memphis, TN-MS-AR	1,078,000	501	1,298	2,152	831	GJA
92	United States	Richmond, VA	1,074,000	501	1,298	1,904	735	AJA
94	Canada	Montréal, QC	3,625,000	500	1,294	7,040	2,718	AJA
95	Brazil	Belo Horizonte	5,159,000	497	1,288	10,380	4,008	GJB
96	India	Hyderabad, TL	9,746,000	492	1,273	19,809	7,648	GJB
97	United States	Louisville, KY-IN	1,028,000	489	1,266	1,990	768	AJA
98	Saudi Arabia	Jiddah	4,366,000	487	1,263	8,965	3,461	GJB
99	Saudi Arabia	Ad-Dammam	2,546,000	485	1,257	5,249	2,027	GJB
100	South Africa	Pretoria	3,709,000	483	1,252	7,679	2,965	GJB
101	United States	Sacramento, CA	1,912,000	476	1,233	3,622	1,398	AJA
102	Ghana	Accra	5,138,000	472	1,222	10,886	4,203	GJB
103	India	Bangalore, KA	13,707,000	465	1,205	29,477	11,381	GJB
104	China	Changzhou, JS	3,647,000	452	1,172	8,069	3,115	GJB
105	Chile	Santiago	7,007,000	443	1,148	15,817	6,107	GJB
106	Italy	Rome	3,189,000	442	1,145	7,215	2,786	GJB
107	Azerbaijan	Baku	2,934,000	438	1,135	6,699	2,586	GJB
107	United States	Knoxville, TN	695,000	438	1,134	1,276	493	AJA
109	China	Xi'an, SAA	6,680,000	422	1,094	15,829	6,112	GJB
110	United States	Oklahoma City, OK	978,000	418	1,084	2,062	796	AJA
111	United States	Las Vegas, NV	2,482,000	417	1,080	4,523	1,746	AJA
112	China: Taiwan	Taipei	8,918,000	415	1,076	21,489	8,297	GJB
112	Uzbekistan	Tashkent	3,492,000	415	1,075	8,414	3,249	GJB
114	South Africa	Durban	3,223,000	414	1,074	7,785	3,006	GJB
114	Spain	Barcelona	4,588,000	414	1,072	11,082	4,279	GJB
116	United Arab Emirates	Abu Dhabi	1,270,000	411	1,064	3,090	1,193	GJB

117	India	Chennai, TN	11,324,000	405	1,049	27,960	10,795	G B
118	Pakistan	Karachi	14,835,000	403	1,044	36,811	14,213	G B
119	Italy	Naples	3,574,000	398	1,032	8,980	3,467	G B
119	Sudan	Khartoum	7,282,000	398	1,031	18,296	7,064	G B
121	Netherlands	Rotterdam-Hague	2,770,000	397	1,028	6,977	2,694	G B
122	Angola	Luanda	8,417,000	395	1,023	21,309	8,227	G B
123	Brazil	Brasilia	3,313,000	392	1,016	8,452	3,263	G B
124	Hungary	Budapest	2,395,000	385	998	6,221	2,402	G B
124	Thailand	Pattaya-Chon Buri	1,390,000	385	997	3,610	1,394	C B
126	China	Dalian, LN	3,776,000	381	988	9,911	3,827	G B
127	United States	Buffalo, NY	910,000	380	984	2,463	951	A A
127	United States	Columbia, SC	675,000	380	984	1,447	559	A A
129	Viet Nam	Hanoi	6,576,000	372	963	17,677	6,825	G B
130	China	Linyi, SD	2,141,000	370	959	5,786	2,234	G B
131	Portugal	Lisbon	2,656,000	367	952	7,237	2,794	G B
131	United States	Baton Rouge, LA	700,000	367	951	1,619	625	A A
133	China	Ningbo, ZJ	3,649,000	364	944	10,025	3,871	G B
133	India	Mumbai, MH	23,355,000	364	944	64,162	24,773	G B
135	Brazil	Campinas	2,783,000	363	940	7,667	2,960	G B
136	United States	McAllen, TX	823,000	359	930	2,031	784	A A
137	Nigeria	Abuja	3,344,000	358	926	9,341	3,607	G B
138	United States	Tucson, AZ	952,000	354	917	2,381	919	A A
139	Canada	Vancouver, BC	2,395,000	353	914	6,416	2,477	A A
140	Indonesia	Surabaya	6,499,000	352	911	18,463	7,129	G B
141	United States	Dayton, OH	745,000	351	909	2,063	797	A A
142	United States	Springfield, MA-CT	660,000	349	904	1,779	687	A A
143	Brazil	Porto Alegre	3,519,000	347	898	10,141	3,915	G B
143	United States	Cape Coral, FL	674,000	347	899	1,527	590	A A
145	Mexico	Monterrey	5,390,000	346	897	15,578	6,015	G B
145	United States	Allentown, PA-NJ	745,000	346	896	1,922	742	A A
147	Peru	Lima	9,848,000	344	890	28,628	11,053	G B
148	United States	Tulsa, OK	740,000	336	870	1,949	753	A A
149	Russia	Nizhniy Novgorod	1,541,000	331	857	4,656	1,798	G B
150	Jordan	Amman	4,425,000	330	856	13,409	5,177	G B
151	China	Wuxi, JS	3,642,000	329	852	11,070	4,274	G B
151	Kenya	Nairobi	6,020,000	329	851	18,298	7,065	G B
151	Pakistan	Lahore	11,021,000	329	853	33,498	12,934	G B
154	China	Hefei, AH	4,628,000	328	848	14,110	5,448	G B
155	United States	Sarasota, FL	715,000	327	847	1,966	759	A A
156	Australia	Adelaide, SA	1,205,000	326	843	3,577	1,381	A A
157	Bolivia	Santa Cruz de la Sierra	1,978,000	325	843	6,086	2,350	G B
158	Brazil	Curitiba	3,124,000	324	838	9,642	3,723	G B
158	South Africa	Cape Town	4,228,000	324	839	13,049	5,038	G B
158	United States	Rochester, NY	745,000	324	839	2,225	859	A A
161	Zimbabwe	Harare	2,817,000	322	833	8,748	3,378	G B
162	Brazil	Goiania	2,496,000	321	831	7,776	3,002	G B
163	China	Zibo, SD	2,466,000	320	829	7,706	2,975	G B
164	China	Zhangjiaggang (Suzhou), JS	2,420,000	318	824	7,610	2,938	G B
165	China	Changchun, JL	3,968,000	316	820	12,557	4,848	G B
166	Mexico	Guadalajara	5,253,000	313	810	16,783	6,480	G B
167	Ukraine	Dnipropetrovsk	925,000	310	803	2,984	1,152	C B
168	China	Jinan, SD	4,026,000	308	797	13,071	5,047	G B
168	China	Putian, FJ	2,191,000	308	797	7,114	2,747	G B
168	Malaysia	Johor Bahru	1,981,000	308	799	6,432	2,483	G B
171	Germany	Hamburg	1,976,000	307	794	6,436	2,485	G B
171	Portugal	Porto	1,323,000	307	796	4,309	1,664	G B
173	Belgium	Brussels	1,990,000	306	792	6,503	2,511	G B
174	China	Zhongshan, GD	2,828,000	305	791	9,272	3,580	G B
175	Russia	Novosibirsk	1,646,000	302	782	5,450	2,104	G B
176	Germany	Cologne-Bonn	2,085,000	301	779	6,927	2,675	G B
177	Pakistan	Rawalpindi-Islamabad	4,506,000	298	772	15,121	5,838	G B
177	Uganda	Kampala	4,862,000	298	772	16,315	6,299	G B
179	United States	Albany, NY	625,000	296	767	2,010	776	A A

180	France	Toulon	580,000	295	764	1,902	734	AJA
181	Ukraine	Kiyev	2,851,000	294	762	9,697	3,744	GJB
182	United States	Charleston, SC	670,000	293	759	1,870	722	AJA
183	China	Changsha, HUN	4,242,000	289	748	14,678	5,667	GJB
184	China	Fuzhou, FJ	4,039,000	288	746	14,024	5,415	GJB
185	China	Kunming, YN	3,755,000	281	727	13,363	5,159	GJB
185	United States	Grand Rapids, MI	595,000	281	728	2,028	783	AJA
187	Kuwait	Kuwait	4,022,000	280	724	14,364	5,546	GJB
188	China	Xiamen, FJ	4,773,000	276	715	17,293	6,677	GJB
189	Paraguay	Asuncion	2,597,000	274	708	9,478	3,659	GJB
190	Russia	Volgograd	1,317,000	271	703	4,860	1,876	GJB
190	United States	Omaha, NE-IA	810,000	271	702	2,675	1,033	AJA
192	Sri Lanka	Colombo	3,432,000	270	700	12,711	4,908	GJB
193	Iraq	Baghdad	5,796,000	268	693	21,627	8,350	GJB
193	United States	New Orleans, LA	963,000	268	695	3,358	1,297	AJA
195	China	Nanchang, JX	3,495,000	267	692	13,090	5,054	GJB
196	France	Marseille	1,330,000	266	689	5,000	1,931	GJB
197	Poland	Katowice-Gliwice-Tychy	1,726,000	261	675	6,613	2,553	GJB
198	Ukraine	Donetsk	870,000	260	673	3,346	1,292	CJB
198	United States	Harrisburg, PA	520,000	260	673	1,708	659	AJA
200	China	Harbin, HL	4,458,000	259	670	17,212	6,646	GJB
200	Turkey	Ankara	4,725,000	259	672	18,243	7,044	GJB
202	Belgium	Antwerp	1,013,000	257	665	3,942	1,522	GJB
203	Germany	Frankfurt	1,904,000	255	660	7,467	2,883	GJB
204	United States	Albuquerque, NM	874,000	254	658	2,917	1,126	AJA
205	China	Shijiazhuang, HEB	3,706,000	252	653	14,706	5,678	GJB
205	United States	El Paso, TX-NM	844,000	252	652	3,187	1,231	AJA
207	Ghana	Kumasi	3,877,000	251	651	15,446	5,964	GJB
207	India	Pune, MH	7,764,000	251	649	30,932	11,943	GJB
209	Australia	Gold Coast, QLD-NSW	645,000	250	648	2,400	927	AJA
210	China	Dongying, SD	932,000	248	643	3,758	1,451	GJB
211	Russia	Yekaterinburg	1,363,000	244	632	5,586	2,157	GJB
211	United Kingdom	Manchester	2,727,000	244	631	10,463	4,040	AJA
213	China	Guiyang, GZ	3,156,000	243	629	12,988	5,015	GJB
214	United States	Toledo, OH-MI	515,000	240	622	2,117	817	AJA
215	China	Urumqi, XJ	3,182,000	236	613	13,483	5,206	GJB
216	Myanmar	Yangon	6,314,000	233	603	27,099	10,463	GJB
216	Tanzania	Dar es Salaam	6,698,000	233	604	28,747	11,099	GJB
218	United States	Palm Bay, FL	505,000	232	601	1,953	754	AJA
219	Canada	Calgary, AB	1,326,000	231	599	5,359	2,069	AJA
219	United Kingdom	Birmingham	2,605,000	231	599	10,567	4,080	AJA
221	China	Kunshan (Suzhou), JS	1,690,000	230	596	7,348	2,837	LJB
222	Ethiopia	Addis Ababa	5,320,000	229	593	23,231	8,969	GJB
222	Japan	Kitakyushu	1,760,000	229	593	7,686	2,968	GJB
224	China	Taiyuan, SAX	4,054,000	225	582	18,018	6,957	GJB
224	China	Yantai, SD	1,719,000	225	584	7,640	2,950	GJB
224	Colombia	Bogota	9,464,000	225	584	42,062	16,240	GJB
224	Greece	Athens	3,325,000	225	584	14,778	5,706	GJB
224	Saudi Arabia	Khamis Mushayt	775,000	225	583	3,444	1,330	CJB
229	Canada	Edmonton, AB	1,150,000	224	581	4,746	1,832	AJA
229	Canada	Ottawa, ON-QC	1,036,000	224	580	4,420	1,707	AJA
231	Israel	Tel Aviv	2,654,000	223	577	11,901	4,595	GJB
232	India	Kannur, KL	1,585,000	222	574	7,140	2,757	GJB
232	Qatar	Doha	1,827,000	222	576	8,230	3,178	GJB
234	Denmark	Copenhagen	1,321,000	220	570	5,664	2,187	AJA
234	Viet Nam	Hai Phong	1,623,000	220	569	7,377	2,848	GJB
236	Brazil	Fortaleza	3,525,000	219	568	16,096	6,215	GJB
237	China	Luoyang, HEN	2,240,000	215	556	10,419	4,023	GJB
237	United States	Wichita, KS	515,000	215	557	2,200	849	AJA
239	Japan	Sapporo	2,027,000	213	551	9,516	3,674	GJB
240	China	Shaoxing, ZJ	1,837,000	211	546	8,706	3,361	GJB
240	Poland	Warsaw	1,935,000	211	547	9,171	3,541	GJB
242	China	Baotou, NM	2,248,000	210	543	10,705	4,133	GJB

242	Saudi Arabia	Medina	1,424,000	210	543	6,781	2,618	G B
244	Russia	Omsk	1,128,000	209	542	5,397	2,084	G B
245	China	Handan, HEB	2,000,000	208	540	9,615	3,712	G B
246	Ecuador	Quito	2,672,000	207	535	12,908	4,984	G B
247	Brazil	Recife	3,712,000	206	533	18,019	6,957	G B
248	Kazakhstan	Almaty	2,144,000	205	530	10,459	4,038	G B
249	France	Lille	1,270,000	204	528	6,225	2,403	G B
249	Lebanon	Beirut	2,781,000	204	528	13,632	5,263	G B
251	New Zealand	Auckland	1,333,000	202	524	6,599	2,548	G B
251	Singapore	Singapore	5,745,000	202	523	28,441	10,981	G B
253	Malaysia	Penang	1,320,000	201	519	6,567	2,536	G B
253	United States	Des Moines, IA	525,000	201	521	2,239	864	A A
255	Finland	Helsinki	1,282,000	199	516	6,181	2,386	A A
255	India	Kozhikode, KL	1,992,000	199	517	10,010	3,865	G B
257	China	Cixi (Ningbo), ZJ	1,562,000	198	513	7,889	3,046	G B
257	France	Grenoble	530,000	198	513	2,551	985	A A
257	India	Jaipur, RJ	4,171,000	198	512	21,066	8,134	G B
260	France	Toulouse	944,000	196	507	4,816	1,859	G B
260	Uzbekistan	Samarkand	1,201,000	196	506	6,128	2,366	G B
262	Japan	Fukuoka	2,128,000	195	504	10,913	4,214	G B
263	Libya	Tripoli	1,226,000	194	503	6,320	2,440	G B
264	Argentina	Cordoba	1,591,000	193	501	8,244	3,183	G B
264	China	Yinchuan, NX	1,791,000	193	500	9,280	3,583	G B
266	China	Nanning, GX	3,087,000	190	492	16,247	6,273	G B
266	Uzbekistan	Namangan	560,000	190	492	2,947	1,138	D B
268	Indonesia	Bandung	7,065,000	188	487	37,580	14,510	G B
268	United Kingdom	Leeds-Bradford	1,890,000	188	488	9,457	3,651	A A
268	United States	Colorado Springs, CO	645,000	188	487	2,973	1,148	A A
271	France	Douai-Lens	510,000	187	484	2,706	1,045	A A
272	China	Wenzhou, ZJ	3,573,000	186	483	19,210	7,417	G B
272	Germany	Munich	1,928,000	186	482	10,366	4,002	G B
272	Nigeria	Benin City	1,897,000	186	483	10,199	3,938	G B
272	Russia	Krasnoyarsk	1,022,000	186	481	5,495	2,122	G B
272	United Arab Emirates	Al Ain	1,185,000	186	483	6,371	2,460	G B
277	Indonesia	Medan	3,632,000	185	478	19,632	7,580	G B
278	China	Hohhot, NM	2,087,000	184	476	11,342	4,379	G B
278	Germany	Stuttgart	1,301,000	184	476	7,071	2,730	G B
280	Congo (Dem. Rep.)	Kinshasa	13,528,000	183	473	73,923	28,542	C B
281	Burkina Faso	Ouagadougou	3,460,000	182	472	19,011	7,340	G B
281	Nigeria	Ibadan	3,613,000	182	470	19,852	7,665	G B
283	Morocco	Casablanca	4,191,000	181	468	23,155	8,940	G B
284	China	Haikou, HA	1,937,000	179	463	10,821	4,178	G B
285	France	Lyon	1,413,000	178	462	7,938	3,065	G B
285	Ireland	Dublin	1,306,000	178	460	7,337	2,833	G A
287	France	Bordeaux	823,000	177	457	4,650	1,795	G B
288	Bangladesh	Dhaka	15,443,000	176	456	87,744	33,878	G B
289	Brazil	Sao Luis	1,499,000	175	454	8,566	3,307	G B
290	Saudi Arabia	Mecca	1,813,000	174	450	10,420	4,023	G B
290	Tunisia	Tunis	2,404,000	174	450	13,816	5,334	G B
292	China	Zhangzhou, FJ	1,281,000	173	447	7,405	2,859	G B
292	Russia	Kazan	1,152,000	173	447	6,659	2,571	G B
294	Mexico	Puebla	2,401,000	172	446	13,959	5,390	G B
295	Algeria	Algiers	3,493,000	171	442	20,427	7,887	G B
295	China	Qinhuangdao, HEB	1,222,000	171	443	7,146	2,759	G B
295	United States	Fresno, CA	745,000	171	443	3,830	1,479	A A
298	India	Kochi, KL	2,060,000	170	441	12,118	4,679	G B
298	United States	Honolulu, HI	875,000	170	440	4,718	1,822	A A
300	Brazil	Salvador	3,282,000	168	435	19,536	7,543	G B
301	Belarus	Minsk	2,107,000	167	432	12,617	4,871	G B
301	Mexico	Toluca	1,753,000	167	433	10,497	4,053	G B
301	Nigeria	Port Harcourt	2,359,000	167	434	14,126	5,454	G B
304	Dominican Republic	Santo Domingo	4,097,000	166	429	24,681	9,529	G B
304	Mexico	Merida	1,146,000	166	429	6,904	2,666	G B

304	Viet Nam	Da Nang	1,430,000	166	430	8,614	3,326	GJB
307	Canada	Québec, QC	725,000	165	428	4,273	1,650	AJA
308	Sweden	Stockholm	1,436,000	164	424	8,756	3,381	GJA
309	Mali	Bamako	3,637,000	163	421	22,313	8,615	GJB
309	United States	Murrieta, CA	724,000	163	421	2,712	1,047	AJA
311	Costa Rica	San Jose	1,945,000	162	420	12,006	4,636	GJB
312	Mozambique	Maputo	2,429,000	161	416	15,087	5,825	GJB
313	Mexico	Tijuana	2,002,000	160	415	12,513	4,831	GJB
313	Togo	Lome	2,536,000	160	416	15,850	6,120	GJB
315	China	Yingkou, LN	997,000	159	413	6,270	2,421	GJB
315	Romania	Bucharest	1,870,000	159	412	11,761	4,541	GJB
315	Russia	Chelyabinsk	1,176,000	159	412	7,396	2,856	GJB
318	Guatemala	Guatemala City	2,927,000	158	410	18,525	7,153	GJB
318	Guinea	Conakry	2,735,000	158	408	17,310	6,683	GJB
320	China	Jiangmen, GD	1,587,000	157	406	10,108	3,903	GJB
321	Venezuela	Maracaibo	2,461,000	156	404	15,776	6,091	GJB
322	South Korea	Busan	3,286,000	155	402	21,200	8,185	GJB
323	China	Weifang, SD	1,413,000	154	398	9,175	3,542	GJB
324	China	Nantong, JS	1,405,000	153	397	9,183	3,546	GJB
324	China	Xuzhou, JS	1,676,000	153	396	10,954	4,229	GJB
324	Kazakhstan	Shimkent	1,122,000	153	396	7,333	2,831	GJB
327	India	Thrissur, KL	1,214,000	152	394	7,987	3,084	GJB
327	Russia	Lipetsk	625,000	152	394	4,112	1,588	CJB
327	Spain	Valencia	1,393,000	152	393	9,164	3,538	GJB
327	Ukraine	Kharkov	1,486,000	152	395	9,776	3,775	GJB
331	China	Baoding, HEB	1,347,000	151	391	8,921	3,444	GJB
331	South Africa	Port Elizabeth	1,188,000	151	390	7,868	3,038	GJB
333	Bahrain	Al-Manamah	535,000	150	389	3,567	1,377	CJB
334	Armenia	Yerevan	1,403,000	149	385	9,416	3,636	GJB
334	India	Lucknow, UP	4,577,000	149	385	30,718	11,860	GJB
336	Oman	Muscat	1,205,000	148	383	8,142	3,144	GJB
337	Italy	Turin	1,445,000	147	380	9,830	3,795	GJB
337	Russia	Rostov	1,241,000	147	381	8,442	3,259	GJB
339	China	Daqing, HL	994,000	145	376	6,855	2,647	GJB
339	China: Taiwan	Kaohsiung	2,301,000	145	375	15,869	6,127	GJB
339	Cote d'Ivoire	Abidjan	4,965,000	145	376	34,241	13,220	GJB
342	Mexico	Ciudad Juarez	1,448,000	144	374	10,056	3,883	GJB
343	China	Anshan, LN	1,713,000	143	372	11,979	4,625	GJB
343	Ukraine	Odessa	1,137,000	143	371	7,951	3,070	GJB
345	China	Datong, SAX	1,611,000	142	368	11,345	4,380	GJB
345	China	Puning (Jieyang), GD	1,897,000	142	368	13,359	5,158	GJB
345	China	Shantou, GD	2,408,000	142	368	16,958	6,547	GJB
345	China	Tangshan, HEB	1,624,000	142	369	11,437	4,416	GJB
345	Mexico	Leon	1,814,000	142	368	12,775	4,932	GJB
345	Venezuela	Valencia	1,762,000	142	368	12,408	4,791	GJB
351	Iran	Esfahan	2,199,000	141	364	15,596	6,022	GJB
352	Brazil	Cuiaba	770,000	140	363	5,500	2,124	CJB
352	China: Taiwan	Taichung	2,395,000	140	363	17,107	6,605	GJB
352	Mexico	Queretaro	1,201,000	140	361	8,579	3,312	GJB
355	Congo (Dem. Rep.)	Lubumbashi	2,833,000	139	360	20,381	7,869	GJB
355	India	Ahmadabad, GJ	7,410,000	139	359	53,309	20,583	GJB
355	Russia	Vladivostok	710,000	139	360	5,108	1,972	CJB
358	China	Chaoyang (Shantou), GD	2,735,000	138	357	19,819	7,652	GJB
358	United Kingdom	Glasgow	1,259,000	138	357	8,761	3,383	AJA
358	United States	Bakersfield, CA	650,000	138	357	3,797	1,466	AJA
361	China	Huaian, JS	1,562,000	136	353	11,485	4,434	GJB
361	China	Yiwu (Jinhua), ZJ	1,573,000	136	353	11,566	4,466	GJB
363	Argentina	Mendoza	1,157,000	135	350	8,570	3,309	GJB
363	China	Fuqing (Fuzhou), FJ	823,000	135	349	6,096	2,354	GJB
363	China	Lanzhou, GS	2,382,000	135	349	17,644	6,812	GJB
363	China	Yangzhou, JS	1,186,000	135	350	8,785	3,392	GJB
367	China	Bengbu, AH	967,000	134	346	7,216	2,786	GJB
367	China	Zhuhai, GD	1,552,000	134	347	11,582	4,472	GJB

367	Russia	Ufa	948,000	134	348	7,075	2,732	GJB
370	Canada	Winnipeg, MB	745,000	133	344	5,353	2,067	AJA
371	China	Changshu (Suzhou), JS	1,149,000	132	343	8,705	3,361	GJB
371	Turkey	Kayseri	966,000	132	342	7,318	2,825	GJB
371	Turkey	Konya	966,000	132	343	7,318	2,825	GJB
374	Nigeria	Nsukka	1,690,000	131	340	12,901	4,981	GJW
375	Austria	Vienna	1,809,000	130	338	13,915	5,373	GJB
375	Brazil	Manaus	2,235,000	130	336	17,192	6,638	GJB
375	Brazil	Vitoria	1,608,000	130	336	12,369	4,776	GJB
375	China	Lianyungang, JS	824,000	130	337	6,338	2,447	GJB
375	India	Malappuram, KL	1,180,000	130	337	9,077	3,505	GJB
375	Japan	Fuji	755,000	130	337	5,808	2,242	CJB
375	Russia	Krasnodar	869,000	130	337	6,685	2,581	GJB
375	South Africa	Vereeniging	730,000	130	337	5,615	2,168	CJB
375	Thailand	Rayong	595,000	130	337	4,577	1,767	CJB
384	China	Ganzhou, JX	1,340,000	129	333	10,388	4,011	GJB
385	China	Zhenjiang, JS	968,000	128	331	7,563	2,920	GJB
386	Nigeria	Kano	4,514,000	126	325	35,825	13,832	GJB
387	Japan	Mito	655,000	125	324	5,240	2,023	CJB
387	Poland	Gdansk	855,000	125	324	6,840	2,641	CJB
389	Argentina	Rosario	1,269,000	124	320	10,234	3,951	GJB
389	China	Huainan, AH	1,171,000	124	320	9,444	3,646	GJB
389	Japan	Naha	995,000	124	321	8,024	3,098	GJB
392	China	Huizhou, GD	1,549,000	123	318	12,593	4,862	GJB
392	Cuba	Havana	1,610,000	123	319	13,089	5,054	GJB
392	Mongolia	Ulaanbaatar	1,508,000	123	317	12,260	4,734	GJB
392	Russia	Perm	1,040,000	123	320	8,455	3,264	DJB
392	Uruguay	Montevideo	1,508,000	123	317	12,260	4,734	GJB
397	Netherlands	Amsterdam	1,140,000	122	316	9,344	3,608	GJB
398	Brazil	Santos	1,469,000	121	314	12,140	4,687	GJB
398	India	Thiruvananthapuram, KL	2,141,000	121	315	17,694	6,832	GJB
398	India	Visakhapatnam, AP	2,094,000	121	313	17,306	6,682	GJB
398	Pakistan	Faisalabad	3,727,000	121	314	30,802	11,893	GJB
398	Zambia	Lusaka	2,949,000	121	313	24,372	9,410	GJB
403	Brazil	Jundiai	810,000	120	311	6,750	2,606	CJB
403	Germany	Saarbrücken	565,000	120	311	4,708	1,818	CJB
405	Cambodia	Phnom Penh	2,177,000	119	307	18,294	7,063	GJB
405	Czech Republic	Prague	1,158,000	119	308	9,731	3,757	GJB
405	Ecuador	Guayaquil	2,921,000	119	308	24,546	9,477	GJB
405	Iran	Mashhad	3,167,000	119	309	26,613	10,275	GJB
405	Turkmenistan	Ashgabat	1,168,000	119	307	9,815	3,790	GJB
410	China	Laiwu, SD	801,000	118	306	6,788	2,621	GJB
410	China	Panjin, LN	928,000	118	305	7,864	3,036	GJB
412	China	Xining, QH	1,508,000	117	303	12,889	4,976	GJB
413	Nigeria	Kaduna	1,886,000	116	299	16,259	6,278	GJB
413	Turkey	Izmir	2,813,000	116	301	24,250	9,363	GJB
415	Japan	Sendai	1,088,000	114	295	9,544	3,685	GJB
415	Venezuela	Caracas	2,878,000	114	294	25,246	9,747	GJB
417	China	Korla, XJ	613,000	113	292	5,425	2,095	GJB
417	Egypt	Alexandria	4,318,000	113	292	38,212	14,754	GJB
417	Kazakhstan	Karagandy	510,000	113	293	4,513	1,742	DJB
420	China	Chaozhou, GD	1,424,000	112	289	12,714	4,909	GJB
420	China	Hengyang, HUN	1,213,000	112	290	10,830	4,181	GJB
420	China: Hong Kong SAR	Hong Kong	7,347,000	112	291	65,598	25,327	CJB
423	India	Coimbatore, TN	2,067,000	111	288	18,622	7,190	GJB
423	Russia	Cheboksary	630,000	111	287	5,676	2,192	CJB
425	Belgium	Liege	565,000	110	285	5,136	1,983	CJB
425	Brazil	Campo Grande	875,000	110	285	7,955	3,071	CJB
425	Brazil	Sorocaba	770,000	110	285	7,000	2,703	DJB
425	Germany	Hannover	710,000	110	285	6,455	2,492	CJB
425	Japan	Nagano	705,000	110	285	6,409	2,475	CJB
425	Netherlands	Utrecht	715,000	110	285	6,500	2,510	CJB
425	Trinidad & Tobago	Port of Spain	525,000	110	285	4,773	1,843	FJB

432	India	Indore, MP	3,243,000	109	281	29,752	11,487	GJB
432	Russia	Kursk	560,000	109	282	5,138	1,984	CJB
432	Syria	Aleppo	3,224,000	109	282	29,578	11,420	GJB
435	China	Mianyang, SC	1,037,000	108	281	9,602	3,707	GJB
436	Bolivia	La Paz	1,813,000	107	276	16,944	6,542	GJB
436	India	Nagpur, MH	3,134,000	107	276	29,290	11,309	GJB
438	China	Gaomi (Weifang), SD	531,000	106	273	5,009	1,934	GJB
438	China	Jiaozuo, HEN	974,000	106	274	9,189	3,548	GJB
440	Afghanistan	Kabul	4,834,000	105	273	46,038	17,775	GJB
440	Germany	Aachen	545,000	105	272	5,190	2,004	CJB
440	Germany	Bremen	645,000	105	272	6,143	2,372	CJB
440	Germany	Dresden	765,000	105	272	7,286	2,813	CJB
440	Mexico	Saltillo	815,000	105	272	7,762	2,997	CJB
440	Saudi Arabia	Hufuf-Mubarratz	805,000	105	272	7,667	2,960	DJB
440	Spain	Seville	1,039,000	105	273	9,895	3,820	GJB
447	Canada	Kitchener, ON	500,000	104	269	4,519	1,745	AJA
447	China	Taian, SD	883,000	104	270	8,490	3,278	GJB
449	Haiti	Port-au-Prince	2,941,000	103	267	28,553	11,024	GJB
449	Thailand	Nakhon Ratchasima	500,000	103	267	4,854	1,874	CJB
451	China	Huangshi, HUB	1,037,000	102	265	10,167	3,925	GJB
452	Bolivia	Cochabamba	1,228,000	101	263	12,158	4,694	GJB
452	Brazil	Belem	2,156,000	101	261	21,347	8,242	GJB
452	Kyrgyzstan	Bishkek	1,297,000	101	261	12,842	4,958	GJB
452	Mexico	Chihuahua	978,000	101	261	9,683	3,739	GJB
452	Mexico	Cuernavaca	978,000	101	263	9,683	3,739	GJB
452	Viet Nam	Vung Tau	863,000	101	262	8,545	3,299	GJB
458	China	Heyuan, GD	510,000	100	259	5,100	1,969	CJB
458	China	Taizhou, ZJ	1,429,000	100	260	14,290	5,517	GJB
458	China: Taiwan	Tainan	1,124,000	100	259	11,240	4,340	GJB
458	India	Chandigarh, CH-HR-PB	2,275,000	100	259	22,750	8,784	GJB
458	Indonesia	Semarang	1,992,000	100	259	19,920	7,691	GJB
458	Iran	Shiraz	1,430,000	100	258	14,300	5,521	GJB
458	Italy	Bergamo	880,000	100	259	8,800	3,398	DJB
458	Latvia	Riga	605,000	100	259	6,050	2,336	DJB
458	Malaysia	Ipoh	800,000	100	259	8,000	3,089	DJB
458	Ukraine	Zaporizhzhya	730,000	100	259	7,300	2,819	DJB
468	China	Chuzhou, AH	663,000	99	256	6,697	2,586	GJB
468	Japan	Niigata	840,000	99	256	8,485	3,276	CJB
470	France	Nantes	562,000	98	254	5,735	2,214	GJB
470	France	Nice	955,000	98	254	9,745	3,763	CJB
470	Mexico	Torreon	1,151,000	98	254	11,745	4,535	GJB
470	Nigeria	Ilorin	1,269,000	98	255	12,949	5,000	GJB
470	Serbia	Belgrade	1,170,000	98	254	11,939	4,610	GJB
475	Malawi	Lilongwe	1,220,000	97	250	12,577	4,856	GJB
475	South Korea	Daegu	2,247,000	97	250	23,165	8,944	GJB
475	Tajikistan	Dushanbe	1,390,000	97	251	14,330	5,533	GJB
475	Yemen	Sana	3,032,000	97	251	31,258	12,069	GJB
479	China	Jilin, JL	1,663,000	96	250	17,323	6,688	GJB
479	Iran	Ahvaz	1,373,000	96	249	14,302	5,522	GJB
481	China	Anyang, HEN	1,212,000	95	247	12,758	4,926	GJB
481	China	Suqian, JS	626,000	95	247	6,589	2,544	GJB
481	Georgia	Tblisi	1,207,000	95	247	12,705	4,905	GJB
481	Germany	Leipzig	625,000	95	246	6,579	2,540	CJB
481	Italy	Catania	725,000	95	246	7,632	2,947	CJB
481	Russia	Samara	976,000	95	247	10,274	3,967	GJB
481	Switzerland	Zurich	815,000	95	246	8,579	3,312	CJB
481	Venezuela	Ciudad Guayana	755,000	95	246	7,947	3,068	DJB
489	Brazil	Natal	1,260,000	94	245	13,404	5,175	GJB
489	Indonesia	Batam	1,362,000	94	243	14,489	5,594	GJB
491	China	Zouping (Binzhou), SD	785,000	93	241	8,441	3,259	CJB
491	Colombia	Medellin	3,720,000	93	241	40,000	15,444	CJB
493	China	Cangzhou, HEB	620,000	92	238	6,739	2,602	CJB
493	Congo	Brazzaville	1,850,000	92	238	20,109	7,764	GJB

493	India	Surat, GJ	5,807,000	92	238	63,120	24,371	GJB
493	Indonesia	Pekan Baru	1,118,000	92	239	12,152	4,692	GJB
493	Norway	Oslo	813,000	92	238	8,837	3,412	GJB
493	Russia	Kaliningrad	520,000	92	238	5,652	2,182	CJB
499	China	Huaibei, AH	1,065,000	91	236	11,703	4,519	GJB
499	Pakistan	Peshawar	2,568,000	91	235	28,220	10,896	GJB
501	Argentina	Tucuman	750,000	90	233	8,333	3,217	CJB
501	Brazil	Sao Jose dos Campos	750,000	90	233	8,333	3,217	CJB
501	China	Shizuishan, NX	760,000	90	233	8,444	3,260	CJB
501	Germany	Nuremberg	665,000	90	233	7,389	2,853	CJB
501	India	Jodhpur, RJ	1,686,000	90	234	18,733	7,233	GJB
501	Japan	Hiroshima	1,050,000	90	233	11,667	4,505	GJB
501	Japan	Otsu	730,000	90	233	8,111	3,132	CJB
501	Libya	Banghazi	785,000	90	233	8,722	3,368	DJB
501	Russia	Yaroslavl	585,000	90	233	6,500	2,510	CJB
501	Zimbabwe	Bulawayo	545,000	90	233	6,056	2,338	CJB
511	China	Rizhao, SD	673,000	89	230	7,562	2,920	GJB
511	Indonesia	Yogyakarta	1,568,000	89	230	17,618	6,802	GJB
511	Mexico	Mexicali	914,000	89	231	10,270	3,965	GJB
511	Russia	Stavropol	540,000	89	231	6,067	2,342	CJB
511	Turkey	Izmit	645,000	89	231	7,247	2,798	CJB
516	Brazil	Teresina	993,000	88	227	11,284	4,357	GJB
516	Cameroon	Yaounde	4,159,000	88	229	47,261	18,247	GJB
516	China	Nanyang, HEN	909,000	88	228	10,330	3,988	GJB
516	China	Taizhou, JS	653,000	88	227	7,420	2,865	GJB
516	China	Zhucheng (Weifang), SD	505,000	88	228	5,739	2,216	GJB
521	China	Jieyang, GD	1,417,000	87	226	16,287	6,288	GJB
521	China	Xiangtan, HUN	996,000	87	226	11,448	4,420	GJB
521	Greece	Thessaloniki	845,000	87	225	9,713	3,750	CJB
521	Nicaragua	Managua	1,201,000	87	226	13,805	5,330	GJB
521	Pakistan	Multan	2,440,000	87	224	28,046	10,829	GJB
521	Panama	Panama City	1,202,000	87	226	13,816	5,334	GJB
521	Russia	Saratov	795,000	87	225	9,138	3,528	CJB
528	China	Yongkang (Jinhua), ZJ	695,000	86	223	8,081	3,120	CJB
528	China	Zhuzhou, HUN	1,127,000	86	223	13,105	5,060	GJB
528	Venezuela	Maracay	1,142,000	86	221	13,279	5,127	GJB
531	Chad	N'Djamena	1,585,000	85	220	18,647	7,200	GJB
531	China	Kaifeng, HEN	799,000	85	220	9,400	3,629	GJB
531	Germany	Mannheim	625,000	85	220	7,353	2,839	CJB
531	Indonesia	Palembang	1,889,000	85	221	22,224	8,581	GJB
531	Italy	Florence	835,000	85	220	9,824	3,793	CJB
531	Lithuania	Vilnius	515,000	85	220	6,059	2,339	DJB
531	Mexico	Tampico	560,000	85	220	6,588	2,544	CJB
531	Poland	Krakow	765,000	85	220	9,000	3,475	DJB
531	Poland	Poznan	525,000	85	220	6,176	2,385	DJB
540	Angola	Lubango	1,031,000	84	217	12,274	4,739	GJB
540	Israel	Jerusalem	1,466,000	84	219	17,452	6,738	GJB
540	Mexico	Oaxaca	600,000	84	218	7,143	2,758	CJB
540	Pakistan	Gujranwala	3,038,000	84	217	36,167	13,964	GJB
544	Benin	Cotonou	1,663,000	83	215	20,036	7,736	GJB
544	China	Jiujiang, JX	755,000	83	215	9,096	3,512	CJB
544	Japan	Hamamatsu	955,000	83	215	11,506	4,442	CJB
544	Sweden	Goteborg	615,000	83	215	7,000	2,703	AJA
548	China	Binzhou, SD	507,000	82	214	6,183	2,387	GJB
548	India	Ludhiana, PB	1,770,000	82	214	21,585	8,334	GJB
548	Indonesia	Malang	1,493,000	82	212	18,207	7,030	GJB
548	Mexico	San Luis Potosí	1,185,000	82	212	14,451	5,580	CJB
548	Turkey	Bursa	1,779,000	82	212	21,695	8,376	GJB
553	China	Heze, SD	815,000	81	210	10,062	3,885	CJB
553	China	Liuzhou, GX	1,395,000	81	210	17,222	6,649	GJB
553	China	Yancheng, JS	751,000	81	209	9,272	3,580	GJB
553	India	Kanpur, UP	3,811,000	81	209	47,049	18,166	GJB
557	Bulgaria	Sofia	934,000	80	208	11,675	4,508	GJB

557	China	Fuxin, LN	560,000	80	207	7,000	2,703	GJB
557	China	Qiqihaer, HL	973,000	80	206	12,163	4,696	GJB
557	China	Wuhai, NM	635,000	80	207	7,938	3,065	CJB
557	China	Yueyang, HUN	800,000	80	208	10,000	3,861	GJB
557	Indonesia	Surakarta	1,106,000	80	207	13,825	5,338	GJB
557	Iran	Yazd	670,000	80	207	8,375	3,234	CJB
557	Jordan	Irbid	750,000	80	207	9,375	3,620	CJB
557	Malawi	Blantyre	948,000	80	208	11,850	4,575	GJB
557	Saudi Arabia	Buraydah	640,000	80	207	8,000	3,089	DJB
557	Spain	Las Palmas	670,000	80	207	8,375	3,234	CJB
568	China	Maanshan, AH	894,000	79	205	11,316	4,369	GJB
568	El Salvador	San Salvador	1,502,000	79	204	19,013	7,341	GJB
568	India	Guwahati, AS	1,175,000	79	205	14,873	5,742	GJB
568	India	Kollam, KL	1,031,000	79	206	13,051	5,039	GJB
568	Nigeria	Enugu	1,126,000	79	206	14,253	5,503	GJB
568	Philippines	Cebu	2,275,000	79	205	28,797	11,119	GJB
568	Turkey	Mersin	1,024,000	79	204	12,962	5,005	GJB
575	Brazil	Joao Pessoa	1,119,000	78	202	14,346	5,539	GJB
575	Cameroon	Douala	3,330,000	78	203	42,692	16,483	GJB
575	Liberia	Monrovia	1,571,000	78	203	20,141	7,776	GJB
578	Belarus	Gomel	575,000	77	199	7,468	2,883	CJB
578	China	Langfang, HEB-TJ-BJ	656,000	77	199	8,519	3,289	GJB
578	China	Zhanjiang, GD	1,112,000	77	201	14,442	5,576	GJB
578	Congo	Pointe Noire	1,131,000	77	200	14,688	5,671	DJB
578	Mexico	Aguascalientes	1,011,000	77	200	13,130	5,069	GJB
578	Mexico	Cancun	874,000	77	198	11,351	4,383	GJB
578	Nepal	Kathmandu	3,941,000	77	200	51,182	19,761	GJB
578	Nigeria	Owerri	610,000	77	198	7,922	3,059	GJB
578	Pakistan	Quetta	954,000	77	199	12,390	4,784	GJB
578	Switzerland	Basel	545,000	77	199	7,078	2,733	CJB
578	Tunisia	Sfax	745,000	77	199	9,675	3,736	DJB
578	United Kingdom	Liverpool	905,000	77	200	11,221	4,332	AJA
590	China	Linqi (Weifang), SD	585,000	76	197	7,697	2,972	CJB
590	Moldova	Chisinau	590,000	76	197	7,763	2,997	CJB
590	Peru	Arequipa	876,000	76	197	11,526	4,450	GJB
593	Brazil	Uberlandia	655,000	75	194	8,733	3,372	CJB
593	China	Shiyan, HUB	804,000	75	195	10,720	4,139	GJB
593	China	Tongliao, NM	651,000	75	193	8,680	3,351	GJB
593	Germany	Karlsruhe	500,000	75	194	6,667	2,574	CJB
593	Japan	Okayama	675,000	75	194	9,000	3,475	CJB
593	Russia	Khabarovsk	605,000	75	194	8,067	3,115	CJB
593	Senegal	Dakar	3,446,000	75	194	45,947	17,740	GJB
593	Ukraine	Kryvyi Rih	655,000	75	194	8,733	3,372	DJB
593	Ukraine	Lviv	720,000	75	194	9,600	3,707	CJB
602	Bangladesh	Chittagong	3,913,000	74	191	52,878	20,416	GJB
602	China	Ezhou, HUB	760,000	74	192	10,270	3,965	CJB
602	China	Huzhou, ZJ	651,000	74	191	8,797	3,397	GJB
602	United Kingdom	Southampton-Portsmouth	924,000	74	192	11,568	4,466	AJA
602	Venezuela	Barquisimeto	1,146,000	74	193	15,486	5,979	GJB
607	China	Jining, SD	850,000	73	188	11,644	4,496	GJB
607	China	Shangqiu, HEN	594,000	73	188	8,137	3,142	GJB
607	Gabon	Libreville	770,000	73	189	10,548	4,073	DJB
607	Morocco	Rabat	1,835,000	73	188	25,137	9,705	GJB
607	Syria	Damascus	2,363,000	73	188	32,370	12,498	GJB
612	Bangladesh	Savar	1,750,000	72	188	24,306	9,385	GJB
612	Brazil	Florianopolis	695,000	72	186	9,653	3,727	GJB
612	China	Jinhua, ZJ	830,000	72	186	11,528	4,451	GJB
612	China	Shaoguan, GD	595,000	72	186	8,264	3,191	CJB
612	Croatia	Zagreb	700,000	72	186	9,722	3,754	CJB
612	India	Vadodara, GJ	2,154,000	72	186	29,917	11,551	GJB
612	Italy	Padova	620,000	72	186	8,611	3,325	DJB
612	Mexico	Morelia	850,000	72	185	11,806	4,558	GJB
612	Philippines	Angeles City	636,000	72	186	8,833	3,410	GJB

612	Zambia	Kitwe	679,000	72	185	9,431	3,641	GJB
622	China	Changzhi, SAX	730,000	71	185	10,282	3,970	GJB
622	China	Guilin, GX	950,000	71	184	13,380	5,166	GJB
622	Colombia	Cali	2,499,000	71	183	35,197	13,590	GJB
622	Kazakhstan	Astana	944,000	71	184	13,296	5,134	GJB
622	Nigeria	Jos	890,000	71	184	12,535	4,840	GJB
622	Sierra Leone	Freetown	1,285,000	71	185	18,099	6,988	GJB
622	South Korea	Gwangju	1,460,000	71	184	20,563	7,939	GJB
629	Brazil	Joinville	570,000	70	181	8,143	3,144	CJB
629	Brazil	Londrina	730,000	70	181	10,429	4,027	CJB
629	Brazil	Ribeirao Preto	695,000	70	181	9,929	3,834	CJB
629	Chile	Concepcion	850,000	70	181	12,143	4,688	CJB
629	China	Chaoyang, LN	575,000	70	181	8,214	3,171	CJB
629	China	Jiaxing, ZJ	842,000	70	183	12,029	4,644	GJB
629	China	Jiyuan, HEN	610,000	70	181	8,714	3,364	CJB
629	China	Pingdingshan, HEN	886,000	70	182	12,657	4,887	GJB
629	China	Shenzgezhen, JS-ZJ	650,000	70	181	9,286	3,585	CJB
629	China	Tieling, LN	540,000	70	181	7,714	2,978	CJB
629	China	Yangjiang, GD	765,000	70	181	10,929	4,220	CJB
629	India	Bhopal, MP	2,219,000	70	181	31,700	12,239	GJB
629	Japan	Shizuoka	670,000	70	181	9,571	3,695	CJB
629	Madagascar	Antananarivo	2,202,000	70	182	31,457	12,146	GJB
629	Malaysia	Kuching	770,000	70	181	11,000	4,247	CJB
629	Mexico	Reynosa	650,000	70	181	9,286	3,585	CJB
629	Nigeria	Uyo	1,074,000	70	181	15,343	5,924	GIW
629	Poland	Lodz	670,000	70	181	9,571	3,695	DJB
629	Saudi Arabia	Tabuk	600,000	70	181	8,571	3,309	CJB
629	South Korea	Daejon	1,501,000	70	180	21,443	8,279	GJB
629	Switzerland	Geneva	625,000	70	181	8,929	3,447	CJB
629	Turkey	Antalya	891,000	70	181	12,729	4,915	GJB
629	United Kingdom	Newcastle upon Tyne	815,000	70	181	11,071	4,275	AJA
629	Yemen	Aden	764,000	70	181	10,914	4,214	GJB
653	Indonesia	Makassar	1,952,000	69	178	28,290	10,923	GJB
653	Iraq	Mosul	1,207,000	69	178	17,493	6,754	GJB
653	Mexico	Hermosillo	874,000	69	178	12,667	4,891	GJB
656	China	Dezhou, SD-HEB	685,000	68	176	10,074	3,890	CJB
656	Colombia	Barranquilla	2,040,000	68	177	30,000	11,583	GJB
656	Indonesia	Denpasar	1,389,000	68	177	20,426	7,886	GJB
656	Iran	Tabriz	1,333,000	68	176	19,603	7,569	GJB
656	Italy	Palermo	725,000	68	176	10,662	4,117	CJB
656	Mexico	Culiacan	565,000	68	176	8,309	3,208	CJB
656	North Korea	Pyongyang	2,228,000	68	176	32,765	12,651	GJB
656	South Africa	Bloemfontein	550,000	68	176	8,088	3,123	DJB
656	South Korea	Cheonan	570,000	68	176	8,382	3,236	CJB
656	United Kingdom	Nottingham	785,000	68	176	10,735	4,145	AJA
666	China	Zhangjiakou, HEB	738,000	67	174	11,015	4,253	GJB
666	India	Srinagar, JK	1,080,000	67	173	16,119	6,224	GJB
666	India	Varanasi, UP	3,214,000	67	175	47,970	18,521	GJB
666	Mauritania	Nouakchott	1,375,000	67	174	20,522	7,924	GJB
670	China	Weihai, SD	779,000	66	170	11,803	4,557	GJB
670	India	Agra, UP	2,656,000	66	172	40,242	15,537	GJB
672	China	Chifeng, NM	750,000	65	167	11,538	4,455	GJB
672	China	Hengshui, HEB	590,000	65	168	9,077	3,505	CJB
672	China	Liu'an, AN	585,000	65	168	9,000	3,475	CJB
672	China	Qingyuan, GD	665,000	65	168	10,231	3,950	CJB
672	South Africa	East London	510,000	65	168	7,846	3,029	CJB
672	South Korea	Ulsan	910,000	65	168	14,000	5,405	CJB
672	Spain	Palma	560,000	65	168	8,615	3,326	CJB
672	Turkey	Gaziantep	1,535,000	65	169	23,615	9,118	GJB
672	United Kingdom	Sheffield	730,000	65	167	10,538	4,069	AJA
681	China	Baoji, SAA	845,000	64	166	13,203	5,098	LJB
681	China	Luohe, HEN	818,000	64	166	12,781	4,935	GJB
681	China	Songyuan, JL	595,000	64	166	9,297	3,590	CJB

684	China	Suining, SC	620,000	63	163	9,841	3,800	CJB
684	China	Suzhou, AN	664,000	63	163	10,540	4,069	GJB
684	China	Tongling, AH	555,000	63	163	8,810	3,402	CJB
684	Mexico	Veracruz	825,000	63	163	13,095	5,056	CJB
684	Nigeria	Warri	1,085,000	63	164	17,222	6,649	GJB
689	China	Wuhu, AH	1,161,000	62	160	18,726	7,230	GJB
689	Honduras	San Pedro Sula	878,000	62	161	14,161	5,468	GJB
689	India	Meerut, UP	2,134,000	62	160	34,419	13,289	GJB
689	Turkey	Adana	719,000	62	162	11,597	4,478	GJB
689	United Kingdom	Belfast	635,000	62	161	10,242	3,954	DJA
694	China	Sanmenxia, HEN-SAX	558,000	61	159	9,148	3,532	GJB
694	Russia	Voronezh	935,000	61	158	15,328	5,918	CJB
696	Brazil	Maringa	525,000	60	155	8,750	3,378	CJB
696	Chile	Valparaiso-Vina del Mar	920,000	60	155	15,333	5,920	CJB
696	China	Akesu, XJ	700,000	60	155	11,667	4,505	CJB
696	China	Dandong, LN	865,000	60	155	14,417	5,566	CJB
696	China	Hebi, HEN	595,000	60	155	9,917	3,829	CJB
696	China	Huludao, LN	665,000	60	155	11,083	4,279	CJB
696	China	Jingzhou, HUB	815,000	60	155	13,583	5,244	CJB
696	India	Mangalore, KA	715,000	60	155	10,333	3,990	AJB
696	Italy	Bologna	530,000	60	155	8,833	3,410	CJB
696	Malaysia	Seremban	620,000	60	155	10,333	3,990	CJB
696	Nigeria	Maiduguri	1,172,000	60	154	19,533	7,542	GJB
696	Viet Nam	Hue	740,000	60	155	12,333	4,762	CJB
696	Viet Nam	Nha Trang	590,000	60	155	9,833	3,797	CJB
709	Algeria	Wahran	1,242,000	59	153	21,051	8,128	GJB
709	China	Qingzhou (Weifang), SD	675,000	59	153	11,441	4,417	CJB
709	China	Sanya, HA	565,000	59	153	9,576	3,697	CJB
709	China	Yangquan, SAX	617,000	59	153	10,458	4,038	GJB
709	India	Amritsar, PB	1,264,000	59	152	21,424	8,272	GJB
709	India	Jamshedpur, JH	1,910,000	59	152	32,373	12,499	GJB
715	Brazil	Maceio	1,061,000	58	151	18,293	7,063	GJB
715	China	Ruian (Wenzhou), ZJ	1,372,000	58	149	23,655	9,133	GJB
715	India	Madurai, TN	2,080,000	58	151	35,862	13,846	GJB
715	India	Patna, BR	2,949,000	58	149	50,845	19,631	GJB
715	Israel	Haifa	538,000	58	149	9,276	3,581	GJB
720	China	Qijing, YN	535,000	57	147	9,386	3,624	GJB
720	Honduras	Tegucigalpa	1,149,000	57	149	20,158	7,783	GJB
720	India	Mysore, KA	1,539,000	57	148	27,000	10,425	GJB
720	Spain	Zaragoza	735,000	57	148	12,895	4,979	CJB
724	Central African Rep.	Bangui	1,151,000	56	144	20,554	7,936	GJB
724	China	Jiamusi, HL	627,000	56	145	11,196	4,323	GJB
724	India	Dehradun, UK	1,272,000	56	146	22,714	8,770	GJB
724	Russia	Tolyatti	685,000	56	145	12,232	4,723	CJB
724	South Sudan	Juba	545,000	56	145	9,732	3,758	FJB
724	United Kingdom	Bristol	680,000	56	144	11,018	4,254	AJA
730	Argentina	Mar del Plata	630,000	55	142	11,455	4,423	CJB
730	China	Jinzhou, LN	730,000	55	142	13,273	5,125	CJB
730	China	Laixi (Qingdao), SD	665,000	55	142	12,091	4,668	CJB
730	China	Wafangdian (Dalian), LN	570,000	55	142	10,364	4,002	CJB
730	India	Jalandhar, PB	1,103,000	55	142	20,055	7,743	GJB
730	India	Raipur, CH	1,519,000	55	142	27,618	10,663	GJB
730	Iran	Kerman	570,000	55	142	10,364	4,002	CJB
730	Russia	Irkutsk	610,000	55	142	11,091	4,282	CJB
730	Russia	Izhevsk	630,000	55	142	11,455	4,423	CJB
730	Saudi Arabia	Taif	815,000	55	142	14,818	5,721	CJB
740	China	Jingmen, HUB	505,000	54	140	9,352	3,611	CJB
740	China	Mudanjiang, HL	806,000	54	140	14,926	5,763	GJB
740	China	Shuangyashan, HL	535,000	54	140	9,907	3,825	CJB
740	India	Bhubaneswar, OR	1,116,000	54	140	20,667	7,980	GJB
740	India	Ranchi, JH	1,754,000	54	141	32,481	12,541	GJB
740	Mexico	Tuxtla Gutierrez	640,000	54	140	11,852	4,576	CJB
746	China	Jixi, HL	605,000	53	137	11,415	4,407	CJB

746	China	Nanchong, SC	913,000	53	138	17,226	6,651	GJB
746	China	Yichang, HUB	919,000	53	137	17,340	6,695	GJB
746	China	Zhumadian, HEN	550,000	53	137	10,377	4,007	CJB
746	Congo (Dem. Rep.)	Mbuji-Mayi	3,794,000	53	137	71,585	27,639	GJB
746	Japan	Kanazawa	510,000	53	137	9,623	3,715	CJB
746	Russia	Makhachkala	585,000	53	137	11,038	4,262	CJB
753	China	Bayan Nur, NM	560,000	52	135	10,769	4,158	CJB
753	China	Kashi, XJ	920,000	52	134	17,692	6,831	GJB
753	China	Xiangyang, HUB	790,000	52	134	15,192	5,866	GJB
753	China	Zhuji (Shaoxing), ZJ	525,000	52	135	10,096	3,898	LJB
753	India	Durg-Bhilainagar, CH	1,154,000	52	134	22,192	8,568	GJB
753	India	Nashik, MH	1,920,000	52	136	36,923	14,256	GJB
753	Kenya	Mombasa	1,183,000	52	136	22,750	8,784	GJB
753	Niger	Niamey	1,369,000	52	134	26,327	10,165	GJB
753	Spain	Malaga	720,000	52	135	13,846	5,346	CJB
762	China	Xinyu, JX	575,000	51	132	11,275	4,353	GJB
762	Laos	Vientiane	1,058,000	51	132	20,745	8,010	DJB
762	Myanmar	Mandalay	1,633,000	51	132	32,020	12,363	GJB
762	Senegal	Touba	795,000	51	132	15,588	6,019	GJB
766	Angola	Huambo	615,000	50	130	12,300	4,749	CJB
766	China	Changde, HUN	720,000	50	130	14,400	5,560	CJB
766	China	Dongming (Heze), SD	560,000	50	130	11,200	4,324	CJB
766	China	Gongyi (Zhengzhou), HEN	715,000	50	130	14,300	5,521	CJB
766	China	Liaocheng, SD	690,000	50	130	13,800	5,328	CJB
766	China	Liaoyang, LN	825,000	50	130	16,500	6,371	CJB
766	China	Shaoyang, HUN	745,000	50	130	14,900	5,753	CJB
766	China	Zhoushan, ZJ	620,000	50	130	12,400	4,788	LJB
766	China	Zhuanghe (Dalian), LN	515,000	50	130	10,300	3,977	CJB
766	India	Durgapur, WB	680,000	50	130	11,620	4,486	AJB
766	India	Kota, RJ	1,191,000	50	130	23,820	9,197	GJB
766	India	Thoothukkudi, TN	540,000	50	130	8,200	3,166	AJB
766	Japan	Kumamoto	670,000	50	130	13,400	5,174	CJB
766	Philippines	Davao City	1,222,000	50	129	24,440	9,436	GJB
766	Russia	Naberezhnye Tchelny	520,000	50	130	10,400	4,015	CJB
766	Russia	Ryazan	525,000	50	130	10,500	4,054	CJB
766	Spain	Bilbao	765,000	50	130	15,300	5,907	CJB
783	Mexico	Durango	570,000	49	127	11,633	4,492	DJB
783	Somalia	Mogadishu	1,899,000	49	127	38,755	14,963	GJB
783	Venezuela	Barcelona	765,000	49	127	15,612	6,028	CJB
786	China	Deyang, SC	650,000	48	124	13,542	5,229	CJB
786	Indonesia	Balikpapan	645,000	48	124	13,438	5,188	CJB
786	Iran	Qom	1,074,000	48	125	22,375	8,639	GJB
786	Poland	Wroclaw	625,000	48	124	13,021	5,027	CJB
786	Turkey	Eskisehir	740,000	48	124	15,417	5,953	CJB
791	Brazil	Aracaju	820,000	47	122	17,447	6,736	GJB
791	China	Laiyang (Yantai), SD	610,000	47	122	12,979	5,011	CJB
791	China	Panzhuhua, SC	511,000	47	121	10,872	4,198	GJB
791	China	Qufu (Jining), SD	535,000	47	122	11,383	4,395	CJB
791	China	Yichun, JX	534,000	47	121	11,362	4,387	GJB
791	China	Yuyao (Ningbo), ZJ	735,000	47	122	15,638	6,038	LJB
791	India	Allahabad, UP	3,065,000	47	121	65,213	25,179	GJB
791	Indonesia	Cliegon	525,000	47	122	11,170	4,313	CJB
791	Pakistan	Hyderabad	2,159,000	47	123	45,936	17,736	GJB
791	Russia	Penza	510,000	47	122	10,851	4,190	CJB
791	Russia	Tyumen	715,000	47	122	15,213	5,874	DJB
802	Algeria	Constantine	590,000	46	119	12,826	4,952	CJB
802	China	Hami, XJ	575,000	46	119	12,500	4,826	CJB
802	China	Longyan, FJ	550,000	46	119	11,957	4,617	CJB
802	China	Puyang, HEN	573,000	46	118	12,457	4,810	GJB
802	China	Qitaihe, HL	720,000	46	119	15,652	6,043	CJB
802	Colombia	Cucuta	805,000	46	119	17,500	6,757	CJB
802	India	Jabalpur, MP	1,696,000	46	120	36,870	14,236	GJB
802	Japan	Kagoshima	570,000	46	119	12,391	4,784	CJB

802	Mexico	Acapulco	800,000	46	119	17,391	6,715	CJB
802	Russia	Astrakhan	525,000	46	119	11,413	4,407	CJB
802	United Kingdom	Edinburgh	530,000	46	120	10,435	4,029	AJA
802	Yemen	Ta'izz	960,000	46	119	20,870	8,058	GJB
814	Argentina	Santa Fe	565,000	45	117	12,556	4,848	CJB
814	Brazil	Feira de Santana	600,000	45	117	13,333	5,148	CJB
814	China	Fuyang (Hangzhou), ZJ	500,000	45	116	11,111	4,290	GJB
814	China	Hegang, HL	715,000	45	117	15,889	6,135	CJB
814	China	Luzhou, SC	860,000	45	117	19,111	7,379	CJB
814	China	Wenling (Taizhou), ZJ	609,000	45	115	13,533	5,225	GJB
814	China	Xingtai, HEB	789,000	45	117	17,533	6,769	GJB
814	China	Yixing (Wuxi), JS	755,000	45	117	16,778	6,478	CJB
814	China	Yulin, GX	745,000	45	117	16,556	6,392	CJB
814	China	Zhaoqing, GD	645,000	45	117	14,333	5,534	CJB
814	China: Taiwan	Hsinchu	540,000	45	117	12,000	4,633	CJB
814	Japan	Matsuyama	535,000	45	117	11,889	4,590	CJB
814	Morocco	Agadir	620,000	45	117	13,778	5,320	CJB
814	Nigeria	Akure	670,000	45	117	14,889	5,749	WJB
828	China	Tengzhou (Zaozhuang), SD	1,030,000	44	114	23,409	9,038	CJB
828	Gambia	Banjul	575,000	44	114	13,068	5,046	CJB
828	Mexico	Villahermosa	610,000	44	114	13,864	5,353	CJB
828	Rwanda	Kigali	958,000	44	113	21,773	8,407	GJB
832	Albania	Tirana	670,000	43	111	15,581	6,016	CJB
832	China	Laibin, GX	610,000	43	111	14,186	5,477	CJB
832	Morocco	Marrakech	902,000	43	111	20,977	8,099	GJB
832	Russia	Barnaul	625,000	43	111	14,535	5,612	CJB
832	Tanzania	Mwanza	956,000	43	113	22,233	8,584	GJB
837	Argentina	Salta	620,000	42	109	14,762	5,700	CJB
837	China	Huaihua, HUN	635,000	42	109	15,119	5,837	GJB
837	China	Zhangqiu (Jinan), SD	530,000	42	109	12,619	4,872	GJB
837	Iran	Kermanshah	1,089,000	42	109	25,929	10,011	GJB
837	Spain	Santa Cruz de Tenerife	540,000	42	109	12,857	4,964	CJB
837	United Kingdom	Leicester	550,000	42	109	12,119	4,679	AJA
843	China	Linfen, SAX	601,000	41	106	14,659	5,660	GJB
843	China	Siping, JL	640,000	41	106	15,610	6,027	CJB
843	India	Salem, TN	1,378,000	41	105	33,610	12,977	GJB
843	Indonesia	Bandar Lampung	978,000	41	107	23,854	9,210	GJB
843	Indonesia	Cirebon	1,017,000	41	105	24,805	9,577	GJB
843	Russia	Kemerovo	550,000	41	106	13,415	5,180	CJB
843	Russia	Novokuznetsk	540,000	41	106	13,171	5,085	DJB
843	Sudan	Nyala	1,056,000	41	106	25,756	9,944	GJB
843	Thailand	Lampang	510,000	41	106	12,439	4,803	DJB
852	Angola	Benguela	580,000	40	104	14,500	5,598	CJB
852	Brazil	Blumenau	745,000	40	104	18,625	7,191	CJB
852	Cameroon	Bamenda	510,000	40	104	12,750	4,923	DJB
852	China	Anqing, AH	635,000	40	104	15,875	6,129	CJB
852	China	Dongsheng (Ordos), NM	574,000	40	104	14,350	5,541	GJB
852	China	Haicheng (Anshan), LN	720,000	40	104	18,000	6,950	CJB
852	China	Shougang (Weifang), SD	580,000	40	104	14,500	5,598	CJB
852	China	Zoucheng (Jining), SD	500,000	40	104	12,500	4,826	CJB
852	Dominican Republic	Santiago	675,000	40	104	16,875	6,515	CJB
852	India	Tiruppur, TN	1,344,000	40	103	33,600	12,973	GJB
852	Jamaica	Kingston	590,000	40	104	14,750	5,695	DJB
852	Nigeria	Osogbo	750,000	40	104	18,750	7,239	WJB
852	Russia	Tomsk	570,000	40	104	14,250	5,502	CJB
852	South Korea	Changwon	1,000,000	40	104	25,000	9,653	CJB
852	Turkey	Denizli	585,000	40	104	14,625	5,647	DJB
867	Benin	Porto Novo	530,000	39	101	13,590	5,247	WJB
867	Burkina Faso	Bobo-Dioulasso	950,000	39	101	24,359	9,405	GJB
867	China	Suizhou, HUB	675,000	39	101	17,308	6,683	CJB
867	China	Zhoukou, HEN	655,000	39	101	16,795	6,485	CJB
867	India	Dhanbad, JH	1,122,000	39	101	28,769	11,108	GJB
867	India	Gwalior, MP	1,704,000	39	101	43,692	16,869	GJB

867	India	Rajkot, GJ	1,541,000	39	101	39,513	15,256	GJB
867	Indonesia	Samarinda	960,000	39	102	24,615	9,504	GJB
875	China	Liupanshui, GZ	564,000	38	97	14,842	5,731	GJB
875	China	Weinan, SAA	780,000	38	98	20,526	7,925	CJB
875	Cote d'Ivoire	Bouake	685,000	38	98	18,026	6,960	WJB
875	India	Aligarh, UP	1,786,000	38	99	47,000	18,147	GJB
875	Indonesia	Padang	796,000	38	99	20,947	8,088	GJB
875	Iraq	Basra	1,379,000	38	100	36,289	14,011	GJB
875	Spain	Murcia	525,000	38	98	13,816	5,334	CJB
875	Turkey	Samsun	640,000	38	98	16,842	6,503	CJB
883	Congo (Dem. Rep.)	Goma	1,122,000	37	95	30,324	11,708	GJB
883	Morocco	Tanger	1,066,000	37	96	28,811	11,124	GJB
883	Peru	Trujillo	879,000	37	96	23,757	9,173	GJB
883	Philippines	General Santos	585,000	37	96	15,811	6,105	CJB
883	Syria	Homs	632,000	37	95	17,081	6,595	GJB
888	China	Fuyang, AH	685,000	36	93	19,028	7,347	CJB
888	China	Guigang, GX	730,000	36	93	20,278	7,829	CJB
888	Colombia	Cartagena	903,000	36	94	25,083	9,685	GJB
888	India	Agartala, TR	715,000	36	94	19,861	7,668	GJB
888	India	Aurangabad, MH	1,715,000	36	92	47,639	18,393	GJB
888	Zambia	Ndola	555,000	36	93	15,417	5,953	CJB
894	Brazil	Juiz de Fora	550,000	35	91	15,714	6,067	DJB
894	China	Xiantao, HUB	615,000	35	91	17,571	6,784	CJB
894	Ghana	Sekondi Takoradi	610,000	35	91	17,429	6,729	WJB
894	India	Patiala, HR	575,000	35	91	12,714	4,909	AJB
894	India	Vijayawada, AP	1,498,000	35	90	42,800	16,525	GJB
894	Iran	Zahedan	615,000	35	91	17,571	6,784	CJB
894	Macedonia	Skopje	555,000	35	91	15,857	6,122	CJB
894	Morocco	Fez	1,200,000	35	90	34,286	13,238	GJB
894	Morocco	Meknes	700,000	35	91	20,000	7,722	CJB
894	Nigeria	Aba	1,261,000	35	91	36,029	13,911	GJB
894	Philippines	Iolito City	535,000	35	91	15,286	5,902	CJB
894	Russia	Ulyanovsk	610,000	35	91	17,429	6,729	CJB
894	South Korea	Pohang	530,000	35	91	15,143	5,847	CJB
907	China	Taixing (Taizhou), JS	650,000	34	88	19,118	7,381	CJB
907	Congo (Dem. Rep.)	Kolwezi	540,000	34	88	15,882	6,132	DJB
907	Iran	Urmia	800,000	34	88	23,529	9,085	DJB
907	Iraq	Najaf	1,138,000	34	87	33,471	12,923	GJB
907	Nigeria	Bauchi	600,000	34	88	17,647	6,814	WJB
907	Nigeria	Sokoto	655,000	34	88	19,265	7,438	WJB
907	Nigeria	Zaria	780,000	34	88	22,941	8,858	WJB
914	Brazil	Porto Velho	510,000	33	85	15,455	5,967	DJB
914	China	Benxi, LN	679,000	33	85	20,576	7,944	GJB
914	China	Linhai (Taizhou), ZJ	550,000	33	85	16,667	6,435	CJB
914	China	Maoming, GD	680,000	33	85	20,606	7,956	CJB
914	Egypt	Suez	635,000	33	85	19,242	7,429	DJB
914	India	Raurkela, OR	630,000	33	85	16,758	6,470	AJB
914	India	Tiruchirappalli, TN	1,121,000	33	86	33,970	13,116	GJB
914	India	Warangal, AP	824,000	33	85	24,970	9,641	GJB
914	South Korea	Jeonju	675,000	33	85	20,455	7,898	DJB
923	India	Bareilly, UP	1,614,000	32	84	50,438	19,474	GJB
923	Iraq	Kirkuk	715,000	32	83	22,344	8,627	DJB
923	Philippines	Bacolod	590,000	32	83	18,438	7,119	CJB
926	China	Cangnan (Wenzhou), ZJ	615,000	31	79	19,839	7,660	GJB
926	China	Liyang (Changzhou), JS	615,000	31	80	19,839	7,660	CJB
926	China	Wanzhou, CQ	640,000	31	80	20,645	7,971	GJB
926	China	Yibin, SC	620,000	31	80	20,000	7,722	CJB
926	Congo (Dem. Rep.)	Butembo	799,000	31	81	25,774	9,951	CJB
926	Congo (Dem. Rep.)	Kisangani	1,219,000	31	82	39,323	15,183	DJB
926	India	Puducherry, PY	942,000	31	81	30,387	11,732	GJB
926	Iran	Arak	550,000	31	80	17,742	6,850	CJB
934	Burundi	Bujumbura	1,088,000	30	78	36,267	14,003	GJB
934	China	Feicheng (Taian), SD	545,000	30	78	18,167	7,014	CJB

934	Guinea-Bissau	Bissau	655,000	30	78	21,833	8,430	WJB
934	Indonesia	Jambi	595,000	30	78	19,833	7,658	CJB
934	Italy	Genoa	610,000	30	78	20,333	7,851	CJB
934	North Korea	Chongjin	640,000	30	78	21,333	8,237	DJB
940	China	Xinyang, HEN	635,000	29	75	21,897	8,454	CJB
940	India	Tirunelveli, TN	610,000	29	75	18,276	7,056	AJB
940	Mexico	Xalapa	540,000	29	75	18,621	7,190	CJB
943	Congo (Dem. Rep.)	Kananga	1,198,000	28	73	42,786	16,520	GJB
943	India	Ajmer, RJ	625,000	28	73	19,679	7,598	AJB
943	India	Belgaum, KA	725,000	28	73	21,786	8,412	AJB
943	India	Udaipur, RJ	565,000	28	73	16,964	6,550	AJB
943	Iraq	Irbil	760,000	28	72	27,143	10,480	GJB
943	Thailand	Udon Thani	555,000	28	73	19,821	7,653	DJB
949	China	Tonghua, JL	520,000	27	70	19,259	7,436	CJB
949	Colombia	Bucaramanga	958,000	27	70	35,481	13,699	GJB
949	India	Jammu, JK	715,000	27	70	24,148	9,324	AJB
949	Philippines	Cagayan de Oro	700,000	27	70	25,926	10,010	CJB
953	China	Anshun, GZ	600,000	26	67	23,077	8,910	CJB
953	China	Renqiu (Cangzhou), HEB	630,000	26	67	24,231	9,356	CJB
953	China	Xuchang, HEN	695,000	26	67	26,731	10,321	CJB
953	China	Yanshi (Louyang), HEN	630,000	26	67	24,231	9,356	CJB
953	China	Zhangye, GS	520,000	26	67	20,000	7,722	CJB
953	India	Amravati, MH	755,000	26	67	24,885	9,608	AJB
953	India	Asansol, WB	1,563,000	26	67	60,115	23,210	GJB
953	Russia	Orenburg	550,000	26	67	21,154	8,168	CJB
961	Afghanistan	Kandahar	585,000	25	65	23,400	9,035	CJB
961	China	Pingxiang, JX	640,000	25	65	25,600	9,884	CJB
961	Congo (Dem. Rep.)	Likasi	585,000	25	65	23,400	9,035	DJB
961	Eritrea	Asmara	776,000	25	65	31,040	11,985	GJB
961	India	Bhavnagar, GJ	705,000	25	65	24,240	9,359	AJB
961	India	Bikaner, RJ	775,000	25	65	25,920	10,008	AJB
961	India	Imphal, MN	545,000	25	65	16,560	6,394	AJB
961	India	Panipat, HR	540,000	25	65	17,680	6,826	AJB
961	India	Solapur, MH	1,065,000	25	65	42,600	16,448	GJB
961	Indonesia	Banjarmasin	710,000	25	65	28,400	10,965	CJB
961	Indonesia	Serang	585,000	25	65	23,400	9,035	CJB
961	Mozambique	Nampula	862,000	25	65	34,480	13,313	GJB
961	Somalia	Hargeysa	1,003,000	25	65	40,120	15,490	GJB
961	Tanzania	Zanzibar	741,000	25	65	29,640	11,444	GJB
961	Turkey	Urfa	685,000	25	65	27,400	10,579	CJB
961	Viet Nam	Can Tho	580,000	25	65	23,200	8,958	FJB
977	China	Qianjiang, HUB	545,000	24	62	22,708	8,768	CJB
977	India	Kakinada, AP	515,000	24	62	18,417	7,111	AJB
977	India	Kolhapur, MAH	630,000	24	62	23,417	9,041	AJB
977	Indonesia	Pontianak	660,000	24	62	27,500	10,618	DJB
977	Indonesia	Tasikmalaya	671,000	24	62	27,958	10,795	GJB
977	Iran	Ardabil	565,000	24	62	23,542	9,090	CJB
977	Iran	Rasht	615,000	24	62	25,625	9,894	CJB
977	Nigeria	Abeokuta	565,000	24	62	23,542	9,090	WJB
977	Turkey	Diyarbakir	503,000	24	63	20,958	8,092	GJB
986	Bangladesh	Khulna	1,000,000	23	60	43,478	16,787	DJB
986	China	Liaoyuan, JL	570,000	23	60	24,783	9,569	CJB
986	Congo (Dem. Rep.)	Bunia	876,000	23	58	38,087	14,705	GJB
986	India	Tirupati, AP	640,000	23	60	20,000	7,722	AJB
986	Iraq	Karbala	745,000	23	60	32,391	12,506	DJB
991	India	Bilaspur, CH	580,000	22	57	20,591	7,950	AJB
991	India	Guntur, AP	807,000	22	57	36,682	14,163	GJB
991	Iran	Hamadan	590,000	22	57	26,818	10,354	DJB
991	Iraq	Nasiriyah	575,000	22	57	26,136	10,091	DJB
991	Pakistan	Sheikhupura	595,000	22	57	27,045	10,442	DJB
991	South Korea	Cheongju	660,000	22	57	30,000	11,583	CJB
997	China	Neijiang, SC	555,000	21	54	26,429	10,204	CJB
997	India	Gorakhpur, UP	770,000	21	54	33,000	12,741	AJB

997	India	Rajahmundry, AP	545,000	21	54	22,619	8,733	AJB
997	India	Saharanpur, UP	1,261,000	21	54	60,048	23,185	GJB
997	Israel	Beer Sheba	605,000	21	54	28,810	11,124	DJB
997	Philippines	Zamboanga	780,000	21	54	37,143	14,341	CJB
1003	China	Yiyang, HUN	635,000	20	52	31,750	12,259	CJB
1003	Congo (Dem. Rep.)	Kikwit	510,000	20	52	25,500	9,846	DJB
1003	India	Cuttack, OR	750,000	20	52	32,950	12,722	AJB
1003	India	Erode, TN	630,000	20	52	26,000	10,039	AJB
1003	India	Hubli, KL	675,000	20	52	33,750	13,031	FJB
1003	India	Moradabad, UP	1,412,000	20	51	70,600	27,259	GJB
1003	India	Nellore, AP	735,000	20	52	28,200	10,888	AJB
1003	Morocco	Tetouan	500,000	20	52	25,000	9,653	CJB
1003	Pakistan	Sargodha	780,000	20	52	39,000	15,058	DJB
1003	Pakistan	Sialkot	640,000	20	52	32,000	12,355	DJB
1003	Peru	Chiclayo	595,000	20	52	29,750	11,486	CJB
1014	Afghanistan	Herat	585,000	19	49	30,789	11,888	CJB
1014	Bangladesh	Sylhet	859,000	19	50	45,211	17,456	GJB
1014	China	Tianmen, HUB	690,000	19	49	36,316	14,022	CJB
1014	India	Bokaro Steel City, JH	640,000	19	49	29,632	11,441	AJB
1014	India	Vellore, TN	565,000	19	49	25,368	9,795	AJB
1014	Iraq	Hillah	550,000	19	49	28,947	11,176	DJB
1014	Iraq	Sulaimaniya	606,000	19	50	31,895	12,315	GJB
1014	North Korea	Hamhung	535,000	19	49	28,158	10,872	DJB
1014	Yemen	Al-Hudaydah	645,000	19	49	33,947	13,107	DJB
1023	Djibouti	Djibouti	570,000	18	47	31,667	12,227	DJB
1023	India	Jamnagar, GJ	660,000	18	47	33,333	12,870	AJB
1023	India	Mathura, UP	575,000	18	47	25,278	9,760	AJB
1023	India	Sangali, MH	590,000	18	47	28,556	11,025	AJB
1027	Colombia	Pereira	565,000	17	44	33,235	12,832	CJB
1027	Congo (Dem. Rep.)	Bukavu	898,000	17	43	52,824	20,395	GJB
1027	India	Nanded Waghala, MH	615,000	17	44	29,412	11,356	AJB
1027	Pakistan	Sukkur	635,000	17	44	37,353	14,422	DJB
1027	Palestine	Gaza	715,000	17	44	42,059	16,239	DJB
1032	Egypt	Al Mansurah	545,000	16	41	34,063	13,152	DJB
1032	Egypt	Port Said	715,000	16	41	44,688	17,254	DJB
1032	India	Davanagere, KT	510,000	16	41	27,188	10,497	AJB
1032	India	Jhansi, UP	645,000	16	41	34,375	13,272	AJB
1032	India	Kayamkulam, KL	635,000	16	41	26,688	10,304	AJB
1032	India	Ujjain, MP	590,000	16	41	31,250	12,066	AJB
1032	Nigeria	Ogbomosho	545,000	16	41	34,063	13,152	WJB
1032	Syria	Al-Hasakah	615,000	16	41	38,438	14,841	DJB
1040	China	Lufeng (Shanwei), GD	585,000	15	39	39,000	15,058	CJB
1040	India	Gulbarga, KA	660,000	15	39	36,000	13,900	AJB
1040	India	Jalgaon, MH	560,000	15	39	30,667	11,841	AJB
1040	India	Kurnool, AP	630,000	15	39	31,867	12,304	AJB
1044	Egypt	Al Mahallah al Kubra	540,000	14	36	38,571	14,892	CJB
1045	Colombia	Ibague	545,000	13	34	41,923	16,186	CJB
1045	Congo (Dem. Rep.)	Tshikapa	904,000	13	34	69,538	26,849	DJB
1047	Bangladesh	Rajshahi	585,000	12	31	48,750	18,822	CJB
1047	India	Gaya, BR	555,000	12	31	39,167	15,122	AJB
1047	India	Malegaon, MH	705,000	12	31	48,000	18,533	AJB
1047	Pakistan	Larkana	545,000	12	31	45,417	17,536	DJB
1047	Syria	Al-Raqqa	785,000	12	31	65,417	25,258	DJB
1052	India	Firozabad, UP	655,000	11	28	45,455	17,550	AJB
1052	India	Muzaffarnagar, UP	680,000	11	28	45,000	17,375	AJB
1054	China: Macau SAR	Macau	695,000	10	26	64,300	24,826	AJB
1055	Egypt	Tanta	505,000	9	23	56,111	21,664	CJB

Urban density calculation: Current Year (2020) except where Population Basis ="A" where urban density figure (only) is for latest population year.

Table 4
BUILT-UP URBAN AREAS BY URBAN POPULATION DENSITY: 2020



Urban Areas 500,000 & Over Population

Rank	Geography	Urban Area	Population Estimate	Built-Up Land Area		Urban Population Density		Basis:Pop: Area
				Square Miles	Square Kilometers	Per Square Mile	Per Square Kilometer	
1	Bangladesh	Dhaka	15,443,000	176	456	87,744	33,878	G B
2	Congo (Dem. Rep.)	Kinshasa	13,528,000	183	473	73,923	28,542	C B
3	Congo (Dem. Rep.)	Mbuji-Mayi	3,794,000	53	137	71,585	27,639	G B
4	India	Moradabad, UP	1,412,000	20	51	70,600	27,259	G B
5	Congo (Dem. Rep.)	Tshikapa	904,000	13	34	69,538	26,849	D B
6	China: Hong Kong SAR	Hong Kong	7,347,000	112	291	65,598	25,327	C B
7	Syria	Al-Raqqa	785,000	12	31	65,417	25,258	D B
8	India	Allahabad, UP	3,065,000	47	121	65,213	25,179	G B
9	China: Macau SAR	Macau	695,000	10	26	64,300	24,826	A B
10	India	Mumbai, MH	23,355,000	364	944	64,162	24,773	G B
11	India	Surat, GJ	5,807,000	92	238	63,120	24,371	G B
12	India	Asansol, WB	1,563,000	26	67	60,115	23,210	G B
13	India	Saharanpur, UP	1,261,000	21	54	60,048	23,185	G B
14	Egypt	Tanta	505,000	9	23	56,111	21,664	C B
15	India	Ahmadabad, GJ	7,410,000	139	359	53,309	20,583	G B
16	Bangladesh	Chittagong	3,913,000	74	191	52,878	20,416	G B
17	Congo (Dem. Rep.)	Bukavu	898,000	17	43	52,824	20,395	G B
18	Nepal	Kathmandu	3,941,000	77	200	51,182	19,761	G B
19	India	Patna, BR	2,949,000	58	149	50,845	19,631	G B
20	India	Bareilly, UP	1,614,000	32	84	50,438	19,474	G B
21	Bangladesh	Rajshahi	585,000	12	31	48,750	18,822	C B
22	India	Malegaon, MH	705,000	12	31	48,000	18,533	A B
23	India	Varanasi, UP	3,214,000	67	175	47,970	18,521	G B
24	India	Aurangabad, MH	1,715,000	36	92	47,639	18,393	G B
25	Cameroon	Yaounde	4,159,000	88	229	47,261	18,247	G B
26	India	Kanpur, UP	3,811,000	81	209	47,049	18,166	G B
27	India	Aligarh, UP	1,786,000	38	99	47,000	18,147	G B
28	Afghanistan	Kabul	4,834,000	105	273	46,038	17,775	G B
29	Senegal	Dakar	3,446,000	75	194	45,947	17,740	G B
30	Pakistan	Hyderabad	2,159,000	47	123	45,936	17,736	G B
31	India	Firozabad, UP	655,000	11	28	45,455	17,550	A B
32	Pakistan	Larkana	545,000	12	31	45,417	17,536	D B
33	Bangladesh	Sylhet	859,000	19	50	45,211	17,456	G B
34	India	Muzaffarnagar, UP	680,000	11	28	45,000	17,375	A B
35	Egypt	Port Said	715,000	16	41	44,688	17,254	D B
36	India	Gwalior, MP	1,704,000	39	101	43,692	16,869	G B
37	Bangladesh	Khulna	1,000,000	23	60	43,478	16,787	D B
38	India	Vijayawada, AP	1,498,000	35	90	42,800	16,525	G B
39	Congo (Dem. Rep.)	Kananga	1,198,000	28	73	42,786	16,520	G B
40	Cameroon	Douala	3,330,000	78	203	42,692	16,483	G B
41	India	Solapur, MH	1,065,000	25	65	42,600	16,448	G B
42	Colombia	Bogota	9,464,000	225	584	42,062	16,240	G B
43	Palestine	Gaza	715,000	17	44	42,059	16,239	D B
44	Colombia	Ibague	545,000	13	34	41,923	16,186	C B
45	India	Agra, UP	2,656,000	66	172	40,242	15,537	G B
46	Somalia	Hargeysa	1,003,000	25	65	40,120	15,490	G B
47	Colombia	Medellin	3,720,000	93	241	40,000	15,444	C B
48	India	Rajkot, GJ	1,541,000	39	101	39,513	15,256	G B
49	Congo (Dem. Rep.)	Kisangani	1,219,000	31	82	39,323	15,183	D B
50	India	Gaya, BR	555,000	12	31	39,167	15,122	A B

51	China	Lufeng (Shanwei), GD	585,000	15	39	39,000	15,058	C B
51	Pakistan	Sargodha	780,000	20	52	39,000	15,058	D B
53	Somalia	Mogadishu	1,899,000	49	127	38,755	14,963	G B
54	Egypt	Al Mahallah al Kubra	540,000	14	36	38,571	14,892	C B
55	Syria	Al-Hasakah	615,000	16	41	38,438	14,841	D B
56	Egypt	Alexandria	4,318,000	113	292	38,212	14,754	G B
57	Congo (Dem. Rep.)	Bunia	876,000	23	58	38,087	14,705	G B
58	Indonesia	Bandung	7,065,000	188	487	37,580	14,510	G B
59	Pakistan	Sukkur	635,000	17	44	37,353	14,422	D B
60	Philippines	Zamboanga	780,000	21	54	37,143	14,341	C B
61	India	Nashik, MH	1,920,000	52	136	36,923	14,256	G B
62	India	Jabalpur, MP	1,696,000	46	120	36,870	14,236	G B
63	Pakistan	Karachi	14,835,000	403	1,044	36,811	14,213	G B
64	India	Guntur, AP	807,000	22	57	36,682	14,163	G B
65	China	Tianmen, HUB	690,000	19	49	36,316	14,022	C B
66	Iraq	Basra	1,379,000	38	100	36,289	14,011	G B
67	Burundi	Bujumbura	1,088,000	30	78	36,267	14,003	G B
68	Pakistan	Gujranwala	3,038,000	84	217	36,167	13,964	G B
69	Nigeria	Aba	1,261,000	35	91	36,029	13,911	G B
70	India	Gulbarga, KA	660,000	15	39	36,000	13,900	A B
71	India	Madurai, TN	2,080,000	58	151	35,862	13,846	G B
72	Nigeria	Kano	4,514,000	126	325	35,825	13,832	G B
73	Colombia	Bucaramanga	958,000	27	70	35,481	13,699	G B
74	Colombia	Cali	2,499,000	71	183	35,197	13,590	G B
75	Mozambique	Nampula	862,000	25	65	34,480	13,313	G B
76	India	Meerut, UP	2,134,000	62	160	34,419	13,289	G B
77	India	Jhansi, UP	645,000	16	41	34,375	13,272	A B
78	India	Delhi, DL-UP-HR	29,617,000	862	2,232	34,358	13,266	G B
79	Morocco	Fez	1,200,000	35	90	34,286	13,238	G B
80	Cote d'Ivoire	Abidjan	4,965,000	145	376	34,241	13,220	G B
81	Egypt	Al Mansurah	545,000	16	41	34,063	13,152	D B
81	Nigeria	Ogbomosho	545,000	16	41	34,063	13,152	W B
83	India	Tiruchirappalli, TN	1,121,000	33	86	33,970	13,116	G B
84	Yemen	Al-Hudaydah	645,000	19	49	33,947	13,107	D B
85	India	Hubli, KL	675,000	20	52	33,750	13,031	F B
86	India	Kolkata, WB	17,560,000	522	1,351	33,640	12,988	G B
87	India	Salem, TN	1,378,000	41	105	33,610	12,977	G B
88	India	Tiruppur, TN	1,344,000	40	103	33,600	12,973	G B
89	Pakistan	Lahore	11,021,000	329	853	33,498	12,934	G B
90	Iraq	Najaf	1,138,000	34	87	33,471	12,923	G B
91	India	Jamnagar, GJ	660,000	18	47	33,333	12,870	A B
92	Colombia	Pereira	565,000	17	44	33,235	12,832	C B
93	India	Gorakhpur, UP	770,000	21	54	33,000	12,741	A B
94	India	Cuttack, OR	750,000	20	52	32,950	12,722	A B
95	North Korea	Pyongyang	2,228,000	68	176	32,765	12,651	G B
96	India	Ranchi, JH	1,754,000	54	141	32,481	12,541	G B
97	Iraq	Karbala	745,000	23	60	32,391	12,506	D B
98	India	Jamshedpur, JH	1,910,000	59	152	32,373	12,499	G B
99	Syria	Damascus	2,363,000	73	188	32,370	12,498	G B
100	Myanmar	Mandalay	1,633,000	51	132	32,020	12,363	G B
101	Pakistan	Sialkot	640,000	20	52	32,000	12,355	D B
102	Philippines	Manila	23,088,000	723	1,873	31,934	12,330	G B
103	Iraq	Sulaimaniya	606,000	19	50	31,895	12,315	G B
104	India	Kurnool, AP	630,000	15	39	31,867	12,304	A B
105	China	Yiyang, HUN	635,000	20	52	31,750	12,259	C B
106	India	Bhopal, MP	2,219,000	70	181	31,700	12,239	G B
107	Djibouti	Djibouti	570,000	18	47	31,667	12,227	D B
108	Madagascar	Antananarivo	2,202,000	70	182	31,457	12,146	G B
109	Yemen	Sana	3,032,000	97	251	31,258	12,069	G B

110	India	Ujjain, MP	590,000	16	41	31,250	12,066	A B
111	Eritrea	Asmara	776,000	25	65	31,040	11,985	G B
112	India	Pune, MH	7,764,000	251	649	30,932	11,943	G B
113	Pakistan	Faisalabad	3,727,000	121	314	30,802	11,893	G B
114	Afghanistan	Herat	585,000	19	49	30,789	11,888	C B
115	India	Lucknow, UP	4,577,000	149	385	30,718	11,860	G B
116	India	Jalgaon, MH	560,000	15	39	30,667	11,841	A B
117	India	Puducherry, PY	942,000	31	81	30,387	11,732	G B
118	Congo (Dem. Rep.)	Goma	1,122,000	37	95	30,324	11,708	G B
119	Colombia	Barranquilla	2,040,000	68	177	30,000	11,583	G B
119	South Korea	Cheongju	660,000	22	57	30,000	11,583	C B
121	India	Vadodara, GJ	2,154,000	72	186	29,917	11,551	G B
122	India	Indore, MP	3,243,000	109	281	29,752	11,487	G B
123	Peru	Chiclayo	595,000	20	52	29,750	11,486	C B
124	Tanzania	Zanzibar	741,000	25	65	29,640	11,444	G B
125	India	Bokaro Steel City, JH	640,000	19	49	29,632	11,441	A B
126	Syria	Aleppo	3,224,000	109	282	29,578	11,420	G B
127	India	Bangalore, KA	13,707,000	465	1,205	29,477	11,381	G B
128	India	Nanded Waghala, MH	615,000	17	44	29,412	11,356	A B
129	India	Nagpur, MH	3,134,000	107	276	29,290	11,309	G B
130	Iraq	Hillah	550,000	19	49	28,947	11,176	D B
131	Morocco	Tanger	1,066,000	37	96	28,811	11,124	G B
131	Israel	Beer Sheba	605,000	21	54	28,810	11,124	D B
133	Philippines	Cebu	2,275,000	79	205	28,797	11,119	G B
134	India	Dhanbad, JH	1,122,000	39	101	28,769	11,108	G B
135	Tanzania	Dar es Salaam	6,698,000	233	604	28,747	11,099	G B
136	Peru	Lima	9,848,000	344	890	28,628	11,053	G B
137	India	Sangali, MH	590,000	18	47	28,556	11,025	A B
138	Haiti	Port-au-Prince	2,941,000	103	267	28,553	11,024	G B
139	Turkey	Istanbul	15,154,000	531	1,375	28,539	11,019	G B
140	Singapore	Singapore	5,745,000	202	523	28,441	10,981	G B
141	Indonesia	Banjarmasin	710,000	25	65	28,400	10,965	C B
142	Indonesia	Makassar	1,952,000	69	178	28,290	10,923	G B
143	Pakistan	Peshawar	2,568,000	91	235	28,220	10,896	G B
144	India	Nellore, AP	735,000	20	52	28,200	10,888	A B
145	North Korea	Hamhung	535,000	19	49	28,158	10,872	D B
146	Pakistan	Multan	2,440,000	87	224	28,046	10,829	G B
147	India	Chennai, TN	11,324,000	405	1,049	27,960	10,795	G B
147	Indonesia	Tasikmalaya	671,000	24	62	27,958	10,795	G B
149	India	Raipur, CH	1,519,000	55	142	27,618	10,663	G B
150	Indonesia	Pontianak	660,000	24	62	27,500	10,618	D B
151	Turkey	Urfa	685,000	25	65	27,400	10,579	C B
152	India	Davanagere, KT	510,000	16	41	27,188	10,497	A B
153	Iraq	Irbil	760,000	28	72	27,143	10,480	G B
154	Myanmar	Yangon	6,314,000	233	603	27,099	10,463	G B
155	Pakistan	Sheikhupura	595,000	22	57	27,045	10,442	D B
156	India	Mysore, KA	1,539,000	57	148	27,000	10,425	G B
157	Iran	Hamadan	590,000	22	57	26,818	10,354	D B
158	China	Xuchang, HEN	695,000	26	67	26,731	10,321	C B
159	India	Kayamkulam, KL	635,000	16	41	26,688	10,304	A B
160	Iran	Mashhad	3,167,000	119	309	26,613	10,275	G B
161	China	Neijiang, SC	555,000	21	54	26,429	10,204	C B
162	Niger	Niamey	1,369,000	52	134	26,327	10,165	G B
163	Iraq	Nasiriyah	575,000	22	57	26,136	10,091	D B
164	India	Erode, TN	630,000	20	52	26,000	10,039	A B
165	Iran	Kermanshah	1,089,000	42	109	25,929	10,011	G B
166	Philippines	Cagayan de Oro	700,000	27	70	25,926	10,010	C B
167	India	Bikaner, RJ	775,000	25	65	25,920	10,008	A B
168	Congo (Dem. Rep.)	Butembo	799,000	31	81	25,774	9,951	C B

169	Sudan	Nyala	1,056,000	41	106	25,756	9,944	G B
170	Iran	Rasht	615,000	24	62	25,625	9,894	C B
171	China	Pingxiang, JX	640,000	25	65	25,600	9,884	C B
172	Congo (Dem. Rep.)	Kikwit	510,000	20	52	25,500	9,846	D B
173	India	Vellore, TN	565,000	19	49	25,368	9,795	A B
174	India	Mathura, UP	575,000	18	47	25,278	9,760	A B
175	Indonesia	Jakarta	34,540,000	1,367	3,540	25,267	9,756	G B
176	Venezuela	Caracas	2,878,000	114	294	25,246	9,747	G B
177	Morocco	Rabat	1,835,000	73	188	25,137	9,705	G B
178	Colombia	Cartagena	903,000	36	94	25,083	9,685	G B
179	Morocco	Tetouan	500,000	20	52	25,000	9,653	C B
179	South Korea	Changwon	1,000,000	40	104	25,000	9,653	C B
181	India	Warangal, AP	824,000	33	85	24,970	9,641	G B
182	Egypt	Cairo	19,372,000	776	2,010	24,964	9,639	G B
183	India	Amravati, MH	755,000	26	67	24,885	9,608	A B
184	Indonesia	Cirebon	1,017,000	41	105	24,805	9,577	G B
185	China	Liaoyuan, JL	570,000	23	60	24,783	9,569	C B
186	Dominican Republic	Santo Domingo	4,097,000	166	429	24,681	9,529	G B
187	Indonesia	Samarinda	960,000	39	102	24,615	9,504	G B
188	Ecuador	Guayaquil	2,921,000	119	308	24,546	9,477	G B
189	Philippines	Davao City	1,222,000	50	129	24,440	9,436	G B
190	Zambia	Lusaka	2,949,000	121	313	24,372	9,410	G B
191	Burkina Faso	Bobo-Dioulasso	950,000	39	101	24,359	9,405	G B
192	Bangladesh	Savar	1,750,000	72	188	24,306	9,385	G B
193	Turkey	Izmir	2,813,000	116	301	24,250	9,363	G B
194	India	Bhavnagar, GJ	705,000	25	65	24,240	9,359	A B
195	China	Renqiu (Cangzhou), HEB	630,000	26	67	24,231	9,356	C B
195	China	Yanshi (Louyang), HEN	630,000	26	67	24,231	9,356	C B
197	India	Jammu, JK	715,000	27	70	24,148	9,324	A B
198	Indonesia	Bandar Lampung	978,000	41	107	23,854	9,210	G B
199	India	Kota, RJ	1,191,000	50	130	23,820	9,197	G B
200	Peru	Trujillo	879,000	37	96	23,757	9,173	G B
201	China	Ruian (Wenzhou), ZJ	1,372,000	58	149	23,655	9,133	G B
202	Turkey	Gaziantep	1,535,000	65	169	23,615	9,118	G B
203	Iran	Ardabil	565,000	24	62	23,542	9,090	C B
203	Nigeria	Abeokuta	565,000	24	62	23,542	9,090	W B
205	Iran	Urmia	800,000	34	88	23,529	9,085	D B
206	India	Kolhapur, MAH	630,000	24	62	23,417	9,041	A B
207	China	Tengzhou (Zaozhuang), SD	1,030,000	44	114	23,409	9,038	C B
208	Afghanistan	Kandahar	585,000	25	65	23,400	9,035	C B
208	Congo (Dem. Rep.)	Likasi	585,000	25	65	23,400	9,035	D B
208	Indonesia	Serang	585,000	25	65	23,400	9,035	C B
211	Ethiopia	Addis Ababa	5,320,000	229	593	23,231	8,969	G B
212	Viet Nam	Can Tho	580,000	25	65	23,200	8,958	F B
213	South Korea	Daegu	2,247,000	97	250	23,165	8,944	G B
214	Morocco	Casablanca	4,191,000	181	468	23,155	8,940	G B
215	China	Anshun, GZ	600,000	26	67	23,077	8,910	C B
216	Nigeria	Zaria	780,000	34	88	22,941	8,858	W B
217	China	Shenzhen, GD	15,929,000	696	1,803	22,886	8,836	G B
218	Mexico	Mexico City	20,996,000	921	2,386	22,797	8,802	G B
219	India	Chandigarh, CH-HR-PB	2,275,000	100	259	22,750	8,784	G B
219	Kenya	Mombasa	1,183,000	52	136	22,750	8,784	G B
221	India	Dehradun, UK	1,272,000	56	146	22,714	8,770	G B
222	China	Qianjiang, HUB	545,000	24	62	22,708	8,768	C B
223	India	Rajahmundry, AP	545,000	21	54	22,619	8,733	A B
224	Iran	Qom	1,074,000	48	125	22,375	8,639	G B
225	Iraq	Kirkuk	715,000	32	83	22,344	8,627	D B
226	Mali	Bamako	3,637,000	163	421	22,313	8,615	G B
227	Tanzania	Mwanza	956,000	43	113	22,233	8,584	G B

228	Indonesia	Palembang	1,889,000	85	221	22,224	8,581	G B
229	India	Durg-Bhilainagar, CH	1,154,000	52	134	22,192	8,568	G B
230	China	Xinyang, HEN	635,000	29	75	21,897	8,454	C B
231	Guinea-Bissau	Bissau	655,000	30	78	21,833	8,430	W B
232	India	Belgaum, KA	725,000	28	73	21,786	8,412	A B
233	Rwanda	Kigali	958,000	44	113	21,773	8,407	G B
234	Turkey	Bursa	1,779,000	82	212	21,695	8,376	G B
235	Iraq	Baghdad	5,796,000	268	693	21,627	8,350	G B
236	India	Ludhiana, PB	1,770,000	82	214	21,585	8,334	G B
237	China: Taiwan	Taipei	8,918,000	415	1,076	21,489	8,297	G B
238	South Korea	Daejon	1,501,000	70	180	21,443	8,279	G B
239	India	Amritsar, PB	1,264,000	59	152	21,424	8,272	G B
240	Brazil	Belem	2,156,000	101	261	21,347	8,242	G B
241	North Korea	Chongjin	640,000	30	78	21,333	8,237	D B
242	Angola	Luanda	8,417,000	395	1,023	21,309	8,227	G B
243	South Korea	Busan	3,286,000	155	402	21,200	8,185	G B
244	Russia	Orenburg	550,000	26	67	21,154	8,168	C B
245	India	Jaipur, RJ	4,171,000	198	512	21,066	8,134	G B
246	Viet Nam	Ho Chi Minh City	13,312,000	632	1,638	21,063	8,132	G B
247	Algeria	Wahran	1,242,000	59	153	21,051	8,128	G B
248	Morocco	Marrakech	902,000	43	111	20,977	8,099	G B
249	Turkey	Diyarbakir	503,000	24	63	20,958	8,092	G B
250	Indonesia	Padang	796,000	38	99	20,947	8,088	G B
251	Yemen	Ta'izz	960,000	46	119	20,870	8,058	G B
252	Laos	Vientiane	1,058,000	51	132	20,745	8,010	D B
253	Iran	Tehran	13,633,000	658	1,704	20,719	8,000	G B
254	India	Bhubaneswar, OR	1,116,000	54	140	20,667	7,980	G B
255	China	Wanzhou, CQ	640,000	31	80	20,645	7,971	G B
256	China	Maoming, GD	680,000	33	85	20,606	7,956	C B
257	India	Bilaspur, CH	580,000	22	57	20,591	7,950	A B
258	China	Benxi, LN	679,000	33	85	20,576	7,944	G B
259	South Korea	Gwangju	1,460,000	71	184	20,563	7,939	G B
260	Central African Rep.	Bangui	1,151,000	56	144	20,554	7,936	G B
261	China	Weinan, SAA	780,000	38	98	20,526	7,925	C B
262	Mauritania	Nouakchott	1,375,000	67	174	20,522	7,924	G B
263	South Korea	Jeonju	675,000	33	85	20,455	7,898	D B
264	Algeria	Algiers	3,493,000	171	442	20,427	7,887	G B
265	Indonesia	Denpasar	1,389,000	68	177	20,426	7,886	G B
266	South Korea	Seoul-Incheon	21,794,000	1,069	2,768	20,387	7,871	G B
267	Congo (Dem. Rep.)	Lubumbashi	2,833,000	139	360	20,381	7,869	G B
268	Italy	Genoa	610,000	30	78	20,333	7,851	C B
269	China	Guigang, GX	730,000	36	93	20,278	7,829	C B
270	Honduras	Tegucigalpa	1,149,000	57	149	20,158	7,783	G B
271	Liberia	Monrovia	1,571,000	78	203	20,141	7,776	G B
272	Nigeria	Lagos	15,279,000	759	1,965	20,130	7,772	G B
273	Congo	Brazzaville	1,850,000	92	238	20,109	7,764	G B
274	India	Jalandhar, PB	1,103,000	55	142	20,055	7,743	G B
275	Benin	Cotonou	1,663,000	83	215	20,036	7,736	G B
276	China	Yibin, SC	620,000	31	80	20,000	7,722	C B
276	China	Zhangye, GS	520,000	26	67	20,000	7,722	C B
276	India	Tirupati, AP	640,000	23	60	20,000	7,722	A B
276	Morocco	Meknes	700,000	35	91	20,000	7,722	C B
280	Indonesia	Semarang	1,992,000	100	259	19,920	7,691	G B
281	India	Agartala, TR	715,000	36	94	19,861	7,668	G B
282	Nigeria	Ibadan	3,613,000	182	470	19,852	7,665	G B
283	China	Cangnan (Wenzhou), ZJ	615,000	31	79	19,839	7,660	G B
283	China	Liyang (Changzhou), JS	615,000	31	80	19,839	7,660	C B
285	Indonesia	Jambi	595,000	30	78	19,833	7,658	C B
286	Thailand	Udon Thani	555,000	28	73	19,821	7,653	D B

287	China	Chaoyang (Shantou,) GD	2,735,000	138	357	19,819	7,652	G B
288	India	Hyderabad, TL	9,746,000	492	1,273	19,809	7,648	G B
289	India	Ajmer, RJ	625,000	28	73	19,679	7,598	A B
290	Indonesia	Medan	3,632,000	185	478	19,632	7,580	G B
291	Iran	Tabriz	1,333,000	68	176	19,603	7,569	G B
292	Brazil	Salvador	3,282,000	168	435	19,536	7,543	G B
293	Nigeria	Maiduguri	1,172,000	60	154	19,533	7,542	G B
294	Nigeria	Sokoto	655,000	34	88	19,265	7,438	W B
295	China	Tonghua, JL	520,000	27	70	19,259	7,436	C B
296	Egypt	Suez	635,000	33	85	19,242	7,429	D B
297	China	Wenzhou, ZJ	3,573,000	186	483	19,210	7,417	G B
298	China	Taixing (Taizhou), JS	650,000	34	88	19,118	7,381	C B
299	China	Luzhou, SC	860,000	45	117	19,111	7,379	C B
300	China	Fuyang, AH	685,000	36	93	19,028	7,347	C B
301	El Salvador	San Salvador	1,502,000	79	204	19,013	7,341	G B
302	Burkina Faso	Ouagadougou	3,460,000	182	472	19,011	7,340	G B
303	Nigeria	Osogbo	750,000	40	104	18,750	7,239	W B
304	India	Jodhpur, RJ	1,686,000	90	234	18,733	7,233	G B
305	China	Wuhu, AH	1,161,000	62	160	18,726	7,230	G B
306	Chad	N'Djamena	1,585,000	85	220	18,647	7,200	G B
307	Brazil	Blumenau	745,000	40	104	18,625	7,191	C B
308	India	Coimbatore, TN	2,067,000	111	288	18,622	7,190	G B
308	Mexico	Xalapa	540,000	29	75	18,621	7,190	C B
310	Guatemala	Guatemala City	2,927,000	158	410	18,525	7,153	G B
311	Indonesia	Surabaya	6,499,000	352	911	18,463	7,129	G B
312	Philippines	Bacolod	590,000	32	83	18,438	7,119	C B
313	India	Kakinada, AP	515,000	24	62	18,417	7,111	A B
314	Brazil	Sao Paulo	22,046,000	1,203	3,116	18,326	7,076	G B
315	Kenya	Nairobi	6,020,000	329	851	18,298	7,065	G B
316	Sudan	Khartoum	7,282,000	398	1,031	18,296	7,064	G B
317	Cambodia	Phnom Penh	2,177,000	119	307	18,294	7,063	G B
317	Brazil	Maceio	1,061,000	58	151	18,293	7,063	G B
319	India	Tirunelveli, TN	610,000	29	75	18,276	7,056	A B
320	Turkey	Ankara	4,725,000	259	672	18,243	7,044	G B
321	Indonesia	Malang	1,493,000	82	212	18,207	7,030	G B
322	China	Feicheng (Taian), SD	545,000	30	78	18,167	7,014	C B
323	Sierra Leone	Freetown	1,285,000	71	185	18,099	6,988	G B
324	Cote d'Ivoire	Bouake	685,000	38	98	18,026	6,960	W B
325	Brazil	Recife	3,712,000	206	533	18,019	6,957	G B
325	China	Taiyuan, SAX	4,054,000	225	582	18,018	6,957	G B
327	China	Haicheng (Anshan), LN	720,000	40	104	18,000	6,950	C B
328	Iran	Arak	550,000	31	80	17,742	6,850	C B
329	India	Thiruvananthapuram, KL	2,141,000	121	315	17,694	6,832	G B
330	China	Kashi, XJ	920,000	52	134	17,692	6,831	G B
331	India	Panipat, HR	540,000	25	65	17,680	6,826	A B
332	Viet Nam	Hanoi	6,576,000	372	963	17,677	6,825	G B
333	Nigeria	Bauchi	600,000	34	88	17,647	6,814	W B
334	China	Lanzhou, GS	2,382,000	135	349	17,644	6,812	G B
335	Indonesia	Yogyakarta	1,568,000	89	230	17,618	6,802	G B
336	China	Xiantao, HUB	615,000	35	91	17,571	6,784	C B
336	Iran	Zahedan	615,000	35	91	17,571	6,784	C B
338	China	Xingtai, HEB	789,000	45	117	17,533	6,769	G B
339	Colombia	Cucuta	805,000	46	119	17,500	6,757	C B
340	Iraq	Mosul	1,207,000	69	178	17,493	6,754	G B
341	Israel	Jerusalem	1,466,000	84	219	17,452	6,738	G B
342	Brazil	Aracaju	820,000	47	122	17,447	6,736	G B
343	Ghana	Sekondi Takoradi	610,000	35	91	17,429	6,729	W B
343	Russia	Ulyanovsk	610,000	35	91	17,429	6,729	C B
345	Mexico	Acapulco	800,000	46	119	17,391	6,715	C B

346	China	Yichang, HUB	919,000	53	137	17,340	6,695	G B
347	China	Jilin, JL	1,663,000	96	250	17,323	6,688	G B
348	Guinea	Conakry	2,735,000	158	408	17,310	6,683	G B
348	China	Suizhou, HUB	675,000	39	101	17,308	6,683	C B
350	India	Visakhapatnam, AP	2,094,000	121	313	17,306	6,682	G B
351	China	Xiamen, FJ	4,773,000	276	715	17,293	6,677	G B
352	China	Nanchong, SC	913,000	53	138	17,226	6,651	G B
353	China	Liuzhou, GX	1,395,000	81	210	17,222	6,649	G B
353	Nigeria	Warri	1,085,000	63	164	17,222	6,649	G B
355	China	Harbin, HL	4,458,000	259	670	17,212	6,646	G B
356	Brazil	Manaus	2,235,000	130	336	17,192	6,638	G B
357	China: Taiwan	Taichung	2,395,000	140	363	17,107	6,605	G B
358	Syria	Homs	632,000	37	95	17,081	6,595	G B
359	India	Udaipur, RJ	565,000	28	73	16,964	6,550	A B
360	China	Shantou, GD	2,408,000	142	368	16,958	6,547	G B
361	Bolivia	La Paz	1,813,000	107	276	16,944	6,542	G B
362	Dominican Republic	Santiago	675,000	40	104	16,875	6,515	C B
363	Turkey	Samsun	640,000	38	98	16,842	6,503	C B
364	China	Zhoukou, HEN	655,000	39	101	16,795	6,485	C B
365	Mexico	Guadalajara	5,253,000	313	810	16,783	6,480	G B
366	China	Yixing (Wuxi), JS	755,000	45	117	16,778	6,478	C B
367	India	Raurkela, OR	630,000	33	85	16,758	6,470	A B
368	China	Linhai (Taizhou), ZJ	550,000	33	85	16,667	6,435	C B
369	Brazil	Rio de Janeiro	12,272,000	738	1,912	16,629	6,420	G B
370	India	Imphal, MN	545,000	25	65	16,560	6,394	A B
371	China	Yulin, GX	745,000	45	117	16,556	6,392	C B
372	China	Liaoyang, LN	825,000	50	130	16,500	6,371	C B
373	Uganda	Kampala	4,862,000	298	772	16,315	6,299	G B
374	China	Jieyang, GD	1,417,000	87	226	16,287	6,288	G B
375	Nigeria	Kaduna	1,886,000	116	299	16,259	6,278	G B
376	China	Nanning, GX	3,087,000	190	492	16,247	6,273	G B
377	India	Srinagar, JK	1,080,000	67	173	16,119	6,224	G B
378	Brazil	Fortaleza	3,525,000	219	568	16,096	6,215	G B
379	China	Chengdu, SC	11,309,000	706	1,828	16,018	6,185	G B
380	China	Hegang, HL	715,000	45	117	15,889	6,135	C B
381	Congo (Dem. Rep.)	Kolwezi	540,000	34	88	15,882	6,132	D B
382	China	Anqing, AH	635,000	40	104	15,875	6,129	C B
383	China: Taiwan	Kaohsiung	2,301,000	145	375	15,869	6,127	G B
384	Macedonia	Skopje	555,000	35	91	15,857	6,122	C B
385	Togo	Lome	2,536,000	160	416	15,850	6,120	G B
386	China	Xi'an, SAA	6,680,000	422	1,094	15,829	6,112	G B
387	Chile	Santiago	7,007,000	443	1,148	15,817	6,107	G B
388	Philippines	General Santos	585,000	37	96	15,811	6,105	C B
389	Venezuela	Maracaibo	2,461,000	156	404	15,776	6,091	G B
390	Brazil	Juiz de Fora	550,000	35	91	15,714	6,067	D B
391	China	Qitaihe, HL	720,000	46	119	15,652	6,043	C B
392	China	Yuyao (Ningbo), ZJ	735,000	47	122	15,638	6,038	L B
393	Venezuela	Barcelona	765,000	49	127	15,612	6,028	C B
394	China	Siping, JL	640,000	41	106	15,610	6,027	C B
395	Iran	Esfahan	2,199,000	141	364	15,596	6,022	G B
396	Senegal	Touba	795,000	51	132	15,588	6,019	G B
397	Albania	Tirana	670,000	43	111	15,581	6,016	C B
398	Mexico	Monterrey	5,390,000	346	897	15,578	6,015	G B
399	Venezuela	Barquisimeto	1,146,000	74	193	15,486	5,979	G B
400	Brazil	Porto Velho	510,000	33	85	15,455	5,967	D B
401	Ghana	Kumasi	3,877,000	251	651	15,446	5,964	G B
402	Turkey	Eskisehir	740,000	48	124	15,417	5,953	C B
402	Zambia	Ndola	555,000	36	93	15,417	5,953	C B
404	Nigeria	Uyo	1,074,000	70	181	15,343	5,924	G W

405	Chile	Valparaiso-Vina del Mar	920,000	60	155	15,333	5,920	C B
406	Russia	Voronezh	935,000	61	158	15,328	5,918	C B
407	Spain	Bilbao	765,000	50	130	15,300	5,907	C B
408	Philippines	Iolito City	535,000	35	91	15,286	5,902	C B
409	Russia	Tyumen	715,000	47	122	15,213	5,874	D B
410	China	Xiangyang, HUB	790,000	52	134	15,192	5,866	G B
411	South Korea	Pohang	530,000	35	91	15,143	5,847	C B
412	Pakistan	Rawalpindi-Islamabad	4,506,000	298	772	15,121	5,838	G B
413	China	Huaihua, HUN	635,000	42	109	15,119	5,837	G B
414	Mozambique	Maputo	2,429,000	161	416	15,087	5,825	G B
415	China	Mudanjiang, HL	806,000	54	140	14,926	5,763	G B
416	China	Shaoyang, HUN	745,000	50	130	14,900	5,753	C B
417	Nigeria	Akure	670,000	45	117	14,889	5,749	W B
418	India	Guwahati, AS	1,175,000	79	205	14,873	5,742	G B
419	China	Liupanshui, GZ	564,000	38	97	14,842	5,731	G B
420	Saudi Arabia	Taif	815,000	55	142	14,818	5,721	C B
421	Greece	Athens	3,325,000	225	584	14,778	5,706	G B
422	Argentina	Salta	620,000	42	109	14,762	5,700	C B
423	Jamaica	Kingston	590,000	40	104	14,750	5,695	D B
424	China	Shijiazhuang, HEB	3,706,000	252	653	14,706	5,678	G B
425	Congo	Pointe Noire	1,131,000	77	200	14,688	5,671	D B
426	China	Changsha, HUN	4,242,000	289	748	14,678	5,667	G B
427	China	Linfen, SAX	601,000	41	106	14,659	5,660	G B
428	Turkey	Denizli	585,000	40	104	14,625	5,647	D B
429	United Kingdom	London	10,979,000	671	1,739	14,586	5,632	A A
430	Russia	Barnaul	625,000	43	111	14,535	5,612	C B
431	Angola	Benguela	580,000	40	104	14,500	5,598	C B
431	China	Shougang (Weifang), SD	580,000	40	104	14,500	5,598	C B
433	Indonesia	Batam	1,362,000	94	243	14,489	5,594	G B
434	Mexico	San Luis Potosí	1,185,000	82	212	14,451	5,580	C B
435	China	Zhanjiang, GD	1,112,000	77	201	14,442	5,576	G B
436	China	Dandong, LN	865,000	60	155	14,417	5,566	C B
437	China	Changde, HUN	720,000	50	130	14,400	5,560	C B
438	Kuwait	Kuwait	4,022,000	280	724	14,364	5,546	G B
439	China	Dongsheng (Ordos), NM	574,000	40	104	14,350	5,541	G B
440	Brazil	Joao Pessoa	1,119,000	78	202	14,346	5,539	G B
441	China	Zhaoqing, GD	645,000	45	117	14,333	5,534	C B
442	Tajikistan	Dushanbe	1,390,000	97	251	14,330	5,533	G B
443	Iran	Ahvaz	1,373,000	96	249	14,302	5,522	G B
444	China	Gongyi (Zhengzhou), HEN	715,000	50	130	14,300	5,521	C B
444	Iran	Shiraz	1,430,000	100	258	14,300	5,521	G B
446	China	Taizhou, ZJ	1,429,000	100	260	14,290	5,517	G B
447	Nigeria	Enugu	1,126,000	79	206	14,253	5,503	G B
448	Russia	Tomsk	570,000	40	104	14,250	5,502	C B
449	China	Laibin, GX	610,000	43	111	14,186	5,477	C B
450	Honduras	San Pedro Sula	878,000	62	161	14,161	5,468	G B
451	Nigeria	Port Harcourt	2,359,000	167	434	14,126	5,454	G B
452	China	Hefei, AH	4,628,000	328	848	14,110	5,448	G B
453	China	Wuhan, HUB	8,962,000	636	1,646	14,091	5,441	G B
454	China	Shanghai, SHG-JS-ZJ	22,120,000	1,571	4,068	14,080	5,436	L B
455	China	Fuzhou, FJ	4,039,000	288	746	14,024	5,415	G B
456	South Korea	Ulsan	910,000	65	168	14,000	5,405	C B
457	Mexico	Puebla	2,401,000	172	446	13,959	5,390	G B
458	Austria	Vienna	1,809,000	130	338	13,915	5,373	G B
459	Mexico	Villahermosa	610,000	44	114	13,864	5,353	C B
460	Spain	Malaga	720,000	52	135	13,846	5,346	C B
461	Indonesia	Surakarta	1,106,000	80	207	13,825	5,338	G B
462	Thailand	Bangkok	17,066,000	1,235	3,199	13,819	5,336	G B
463	Panama	Panama City	1,202,000	87	226	13,816	5,334	G B

463	Spain	Murcia	525,000	38	98	13,816	5,334	C B
463	Tunisia	Tunis	2,404,000	174	450	13,816	5,334	G B
466	Nicaragua	Managua	1,201,000	87	226	13,805	5,330	G B
467	China	Liaocheng, SD	690,000	50	130	13,800	5,328	C B
468	Morocco	Agadir	620,000	45	117	13,778	5,320	C B
469	Lebanon	Beirut	2,781,000	204	528	13,632	5,263	G B
470	Benin	Porto Novo	530,000	39	101	13,590	5,247	W B
471	China	Jingzhou, HUB	815,000	60	155	13,583	5,244	C B
472	China	Deyang, SC	650,000	48	124	13,542	5,229	C B
473	China	Wenling (Taizhou), ZJ	609,000	45	115	13,533	5,225	G B
474	China	Urumqi, XJ	3,182,000	236	613	13,483	5,206	G B
475	Indonesia	Balikpapan	645,000	48	124	13,438	5,188	C B
476	Russia	Kemerovo	550,000	41	106	13,415	5,180	C B
477	Jordan	Amman	4,425,000	330	856	13,409	5,177	G B
478	Brazil	Natal	1,260,000	94	245	13,404	5,175	G B
479	Japan	Kumamoto	670,000	50	130	13,400	5,174	C B
480	China	Guilin, GX	950,000	71	184	13,380	5,166	G B
481	China	Kunming, YN	3,755,000	281	727	13,363	5,159	G B
482	China	Puning (Jieyang), GD	1,897,000	142	368	13,359	5,158	G B
483	Brazil	Feira de Santana	600,000	45	117	13,333	5,148	C B
484	Kazakhstan	Astana	944,000	71	184	13,296	5,134	G B
485	Venezuela	Maracay	1,142,000	86	221	13,279	5,127	G B
486	China	Jinzhou, LN	730,000	55	142	13,273	5,125	C B
487	China	Baoji, SAA	845,000	64	166	13,203	5,098	L B
488	Russia	Novokuznetsk	540,000	41	106	13,171	5,085	D B
489	Mexico	Aguascalientes	1,011,000	77	200	13,130	5,069	G B
490	China	Zhuzhou, HUN	1,127,000	86	223	13,105	5,060	G B
491	Mexico	Veracruz	825,000	63	163	13,095	5,056	C B
492	China	Nanchang, JX	3,495,000	267	692	13,090	5,054	G B
492	Cuba	Havana	1,610,000	123	319	13,089	5,054	G B
494	China	Jinan, SD	4,026,000	308	797	13,071	5,047	G B
495	Gambia	Banjul	575,000	44	114	13,068	5,046	C B
496	China	Chongqing, CQ	7,739,000	593	1,537	13,051	5,039	G B
496	India	Kollam, KL	1,031,000	79	206	13,051	5,039	G B
498	South Africa	Cape Town	4,228,000	324	839	13,049	5,038	G B
499	Poland	Wroclaw	625,000	48	124	13,021	5,027	C B
500	Argentina	Buenos Aires	16,157,000	1,244	3,221	12,988	5,015	G B
500	China	Guiyang, GZ	3,156,000	243	629	12,988	5,015	G B
502	China	Laiyang (Yantiai), SD	610,000	47	122	12,979	5,011	C B
503	Turkey	Mersin	1,024,000	79	204	12,962	5,005	G B
504	Nigeria	Ilorin	1,269,000	98	255	12,949	5,000	G B
505	Ecuador	Quito	2,672,000	207	535	12,908	4,984	G B
506	Nigeria	Nsukka	1,690,000	131	340	12,901	4,981	G W
507	Spain	Zaragoza	735,000	57	148	12,895	4,979	C B
508	China	Xining, QH	1,508,000	117	303	12,889	4,976	G B
509	Spain	Santa Cruz de Tenerife	540,000	42	109	12,857	4,964	C B
510	Japan	Osaka-Kobe-Kyoto	14,977,000	1,166	3,019	12,845	4,959	G B
511	Kyrgyzstan	Bishkek	1,297,000	101	261	12,842	4,958	G B
512	Algeria	Constantine	590,000	46	119	12,826	4,952	C B
513	China	Luohe, HEN	818,000	64	166	12,781	4,935	G B
514	Mexico	Leon	1,814,000	142	368	12,775	4,932	G B
515	China	Anyang, HEN	1,212,000	95	247	12,758	4,926	G B
516	Cameroon	Bamenda	510,000	40	104	12,750	4,923	D B
517	Turkey	Antalya	891,000	70	181	12,729	4,915	G B
518	China	Chaozhou, GD	1,424,000	112	289	12,714	4,909	G B
518	India	Patiala, HR	575,000	35	91	12,714	4,909	A B
520	Sri Lanka	Colombo	3,432,000	270	700	12,711	4,908	G B
521	Georgia	Tbilisi	1,207,000	95	247	12,705	4,905	G B
522	Mexico	Hermosillo	874,000	69	178	12,667	4,891	G B

523	China	Pingdingshan, HEN	886,000	70	182	12,657	4,887	G B
524	China	Zhangqiu (Jinan), SD	530,000	42	109	12,619	4,872	G B
525	Belarus	Minsk	2,107,000	167	432	12,617	4,871	G B
526	China	Huizhou, GD	1,549,000	123	318	12,593	4,862	G B
527	Malawi	Lilongwe	1,220,000	97	250	12,577	4,856	G B
528	China	Changchun, JL	3,968,000	316	820	12,557	4,848	G B
528	Argentina	Santa Fe	565,000	45	117	12,556	4,848	C B
530	Nigeria	Jos	890,000	71	184	12,535	4,840	G B
531	Mexico	Tijuana	2,002,000	160	415	12,513	4,831	G B
532	China	Hami, XJ	575,000	46	119	12,500	4,826	C B
532	China	Zoucheng (Jining), SD	500,000	40	104	12,500	4,826	C B
534	China	Guangzhou-Foshan, GD	20,902,000	1,676	4,342	12,471	4,815	L B
535	China	Puyang, HEN	573,000	46	118	12,457	4,810	G B
536	Thailand	Lampang	510,000	41	106	12,439	4,803	D B
537	Venezuela	Valencia	1,762,000	142	368	12,408	4,791	G B
538	China	Zhoushan, ZJ	620,000	50	130	12,400	4,788	L B
539	Japan	Kagoshima	570,000	46	119	12,391	4,784	C B
539	Pakistan	Quetta	954,000	77	199	12,390	4,784	G B
541	Brazil	Vitoria	1,608,000	130	336	12,369	4,776	G B
542	Viet Nam	Hue	740,000	60	155	12,333	4,762	C B
543	Angola	Huambo	615,000	50	130	12,300	4,749	C B
544	Angola	Lubango	1,031,000	84	217	12,274	4,739	G B
545	Mongolia	Ulaanbaatar	1,508,000	123	317	12,260	4,734	G B
545	Uruguay	Montevideo	1,508,000	123	317	12,260	4,734	G B
547	Russia	Tolyatti	685,000	56	145	12,232	4,723	C B
548	China	Qiqihaer, HL	973,000	80	206	12,163	4,696	G B
549	Bolivia	Cochabamba	1,228,000	101	263	12,158	4,694	G B
550	Indonesia	Pekan Baru	1,118,000	92	239	12,152	4,692	G B
551	China	Shenyang-Fushun, LN	7,105,000	585	1,515	12,145	4,689	G B
552	Chile	Concepcion	850,000	70	181	12,143	4,688	C B
553	Brazil	Santos	1,469,000	121	314	12,140	4,687	G B
554	United Kingdom	Leicester	550,000	42	109	12,119	4,679	A A
554	India	Kochi, KL	2,060,000	170	441	12,118	4,679	G B
556	China	Laixi (Qingdao), SD	665,000	55	142	12,091	4,668	C B
557	China	Beijing, BJ-HEB	19,433,000	1,611	4,172	12,063	4,658	L B
558	China	Nanjing, JS	7,496,000	623	1,613	12,032	4,646	G B
559	China	Jiaxing, ZJ	842,000	70	183	12,029	4,644	G B
560	Costa Rica	San Jose	1,945,000	162	420	12,006	4,636	G B
561	China: Taiwan	Hsinchu	540,000	45	117	12,000	4,633	C B
562	China	Anshan, LN	1,713,000	143	372	11,979	4,625	G B
563	China	Longyan, FJ	550,000	46	119	11,957	4,617	C B
564	Japan	Tokyo-Yokohama	37,977,000	3,178	8,230	11,950	4,614	G B
565	Serbia	Belgrade	1,170,000	98	254	11,939	4,610	G B
566	Israel	Tel Aviv	2,654,000	223	577	11,901	4,595	G B
567	Japan	Matsuyama	535,000	45	117	11,889	4,590	C B
568	Mexico	Tuxtla Gutierrez	640,000	54	140	11,852	4,576	C B
569	Malawi	Blantyre	948,000	80	208	11,850	4,575	G B
570	Mexico	Morelia	850,000	72	185	11,806	4,558	G B
571	China	Weihai, SD	779,000	66	170	11,803	4,557	G B
572	China	Dongguan, GD	7,981,000	678	1,755	11,771	4,545	G B
573	Romania	Bucharest	1,870,000	159	412	11,761	4,541	G B
574	Mexico	Torreon	1,151,000	98	254	11,745	4,535	G B
575	China	Huaibei, AH	1,065,000	91	236	11,703	4,519	G B
576	Bulgaria	Sofia	934,000	80	208	11,675	4,508	G B
577	China	Akesu, XJ	700,000	60	155	11,667	4,505	C B
577	Japan	Hiroshima	1,050,000	90	233	11,667	4,505	G B
579	China	Jining, SD	850,000	73	188	11,644	4,496	G B
580	Mexico	Durango	570,000	49	127	11,633	4,492	D B
581	India	Durgapur, WB	680,000	50	130	11,620	4,486	A B

582	Turkey	Adana	719,000	62	162	11,597	4,478	G B
583	China	Zhuhai, GD	1,552,000	134	347	11,582	4,472	G B
584	United Kingdom	Southampton-Portsmouth	924,000	74	192	11,568	4,466	A A
584	China	Yiwu (Jinhua), ZJ	1,573,000	136	353	11,566	4,466	G B
586	China	Hangzhou, ZJ	6,446,000	558	1,446	11,552	4,460	G B
587	China	Chifeng, NM	750,000	65	167	11,538	4,455	G B
588	China	Jinhua, ZJ	830,000	72	186	11,528	4,451	G B
589	Peru	Arequipa	876,000	76	197	11,526	4,450	G B
590	Japan	Hamamatsu	955,000	83	215	11,506	4,442	C B
591	China	Huaian, JS	1,562,000	136	353	11,485	4,434	G B
592	Argentina	Mar del Plata	630,000	55	142	11,455	4,423	C B
592	Russia	Izhevsk	630,000	55	142	11,455	4,423	C B
594	China	Xiangtan, HUN	996,000	87	226	11,448	4,420	G B
595	China	Qingzhou (Weifang), SD	675,000	59	153	11,441	4,417	C B
596	China	Tangshan, HEB	1,624,000	142	369	11,437	4,416	G B
597	Spain	Madrid	6,026,000	527	1,365	11,435	4,415	G B
598	China	Jixi, HL	605,000	53	137	11,415	4,407	C B
598	Russia	Astrakhan	525,000	46	119	11,413	4,407	C B
600	China	Qufu (Jining), SD	535,000	47	122	11,383	4,395	C B
601	China	Yichun, JX	534,000	47	121	11,362	4,387	G B
602	Mexico	Cancun	874,000	77	198	11,351	4,383	G B
603	China	Datong, SAX	1,611,000	142	368	11,345	4,380	G B
604	China	Hohhot, NM	2,087,000	184	476	11,342	4,379	G B
605	China	Maanshan, AH	894,000	79	205	11,316	4,369	G B
606	Brazil	Teresina	993,000	88	227	11,284	4,357	G B
607	China	Xinyu, JX	575,000	51	132	11,275	4,353	G B
608	China: Taiwan	Tainan	1,124,000	100	259	11,240	4,340	G B
609	United Kingdom	Liverpool	905,000	77	200	11,221	4,332	A A
610	China	Dongming (Heze), SD	560,000	50	130	11,200	4,324	C B
611	China	Jiamusi, HL	627,000	56	145	11,196	4,323	G B
612	Indonesia	Cliegon	525,000	47	122	11,170	4,313	C B
613	China	Fuyang (Hangzhou), ZJ	500,000	45	116	11,111	4,290	G B
614	Russia	Irkutsk	610,000	55	142	11,091	4,282	C B
615	China	Huludao, LN	665,000	60	155	11,083	4,279	C B
615	Spain	Barcelona	4,588,000	414	1,072	11,082	4,279	G B
617	United Kingdom	Newcastle upon Tyne	815,000	70	181	11,071	4,275	A A
618	China	Wuxi, JS	3,642,000	329	852	11,070	4,274	G B
619	Russia	Makhachkala	585,000	53	137	11,038	4,262	C B
620	United Kingdom	Bristol	680,000	56	144	11,018	4,254	A A
621	China	Zhangjiakou, HEB	738,000	67	174	11,015	4,253	G B
622	France	Paris	11,020,000	969	2,509	11,000	4,247	A A
622	Malaysia	Kuching	770,000	70	181	11,000	4,247	C B
624	China	Xuzhou, JS	1,676,000	153	396	10,954	4,229	G B
625	China	Yangjiang, GD	765,000	70	181	10,929	4,220	C B
626	Yemen	Aden	764,000	70	181	10,914	4,214	G B
626	Japan	Fukuoka	2,128,000	195	504	10,913	4,214	G B
628	Ghana	Accra	5,138,000	472	1,222	10,886	4,203	G B
629	China	Panzhuhua, SC	511,000	47	121	10,872	4,198	G B
630	Russia	Penza	510,000	47	122	10,851	4,190	C B
631	China	Hengyang, HUN	1,213,000	112	290	10,830	4,181	G B
632	China	Haikou, HA	1,937,000	179	463	10,821	4,178	G B
633	China	Bayan Nur, NM	560,000	52	135	10,769	4,158	C B
634	United Kingdom	Nottingham	785,000	68	176	10,735	4,145	A A
635	China	Shiyan, HUB	804,000	75	195	10,720	4,139	G B
636	China	Baotou, NM	2,248,000	210	543	10,705	4,133	G B
637	Italy	Palermo	725,000	68	176	10,662	4,117	C B
638	Saudi Arabia	Riyadh	6,881,000	646	1,672	10,652	4,113	G B
639	China	Zhengzhou, HEN	6,765,000	639	1,656	10,587	4,088	G B
640	United Kingdom	Birmingham	2,605,000	231	599	10,567	4,080	A A

641	Gabon	Libreville	770,000	73	189	10,548	4,073	D B
642	China	Suzhou, AN	664,000	63	163	10,540	4,069	G B
642	United Kingdom	Sheffield	730,000	65	167	10,538	4,069	A A
644	Russia	Ryazan	525,000	50	130	10,500	4,054	C B
645	Mexico	Toluca	1,753,000	167	433	10,497	4,053	G B
646	United Kingdom	Manchester	2,727,000	244	631	10,463	4,040	A A
647	Kazakhstan	Almaty	2,144,000	205	530	10,459	4,038	G B
647	China	Yangquan, SAX	617,000	59	153	10,458	4,038	G B
649	United Kingdom	Edinburgh	530,000	46	120	10,435	4,029	A A
650	Brazil	Londrina	730,000	70	181	10,429	4,027	C B
651	Saudi Arabia	Mecca	1,813,000	174	450	10,420	4,023	G B
651	China	Luoyang, HEN	2,240,000	215	556	10,419	4,023	G B
653	Russia	Naberezhnye Tchelny	520,000	50	130	10,400	4,015	C B
654	China	Ganzhou, JX	1,340,000	129	333	10,388	4,011	G B
655	Brazil	Belo Horizonte	5,159,000	497	1,288	10,380	4,008	G B
656	China	Zhumadian, HEN	550,000	53	137	10,377	4,007	C B
657	United Arab Emirates	Dubai	6,036,000	582	1,508	10,371	4,004	G B
658	Germany	Munich	1,928,000	186	482	10,366	4,002	G B
658	China	Wafangdian (Dalian) , LN	570,000	55	142	10,364	4,002	C B
658	Iran	Kerman	570,000	55	142	10,364	4,002	C B
661	India	Mangalore, KA	715,000	60	155	10,333	3,990	A B
661	Malaysia	Seremban	620,000	60	155	10,333	3,990	C B
663	China	Nanyang, HEN	909,000	88	228	10,330	3,988	G B
664	China	Zhuanghe (Dalian), LN	515,000	50	130	10,300	3,977	C B
665	China	Changzhi, SAX	730,000	71	185	10,282	3,970	G B
666	Russia	Samara	976,000	95	247	10,274	3,967	G B
667	China	Ezhou, HUB	760,000	74	192	10,270	3,965	C B
667	Mexico	Mexicali	914,000	89	231	10,270	3,965	G B
669	United Kingdom	Belfast	635,000	62	161	10,242	3,954	D A
670	Argentina	Rosario	1,269,000	124	320	10,234	3,951	G B
671	China	Qingyuan, GD	665,000	65	168	10,231	3,950	C B
672	Nigeria	Benin City	1,897,000	186	483	10,199	3,938	G B
673	China	Huangshi, HUB	1,037,000	102	265	10,167	3,925	G B
674	Brazil	Porto Alegre	3,519,000	347	898	10,141	3,915	G B
675	China	Jiangmen, GD	1,587,000	157	406	10,108	3,903	G B
676	China	Zhuji (Shaoxing), ZJ	525,000	52	135	10,096	3,898	L B
677	China	Dezhou, SD-HEB	685,000	68	176	10,074	3,890	C B
678	China	Heze, SD	815,000	81	210	10,062	3,885	C B
679	Mexico	Ciudad Juarez	1,448,000	144	374	10,056	3,883	G B
680	China	Ningbo, ZJ	3,649,000	364	944	10,025	3,871	G B
681	India	Kozhikode, KL	1,992,000	199	517	10,010	3,865	G B
682	China	Yueyang, HUN	800,000	80	208	10,000	3,861	G B
683	China	Tianjin, TJ	10,800,000	1,086	2,813	9,945	3,840	G B
684	Brazil	Ribeirao Preto	695,000	70	181	9,929	3,834	C B
685	Malaysia	Kuala Lumpur	8,285,000	835	2,162	9,922	3,831	G B
686	China	Hebi, HEN	595,000	60	155	9,917	3,829	C B
687	China	Dalian, LN	3,776,000	381	988	9,911	3,827	G B
688	China	Shuangyashan, HL	535,000	54	140	9,907	3,825	C B
689	Spain	Seville	1,039,000	105	273	9,895	3,820	G B
690	Russia	St. Petersburg	5,230,000	530	1,372	9,868	3,810	G B
691	China	Suining, SC	620,000	63	163	9,841	3,800	C B
692	Viet Nam	Nha Trang	590,000	60	155	9,833	3,797	C B
693	Italy	Turin	1,445,000	147	380	9,830	3,795	G B
694	Italy	Florence	835,000	85	220	9,824	3,793	C B
695	Turkmenistan	Ashgabat	1,168,000	119	307	9,815	3,790	G B
696	Ukraine	Kharkov	1,486,000	152	395	9,776	3,775	G B
697	France	Nice	955,000	98	254	9,745	3,763	C B
698	South Sudan	Juba	545,000	56	145	9,732	3,758	F B
699	Czech Republic	Prague	1,158,000	119	308	9,731	3,757	G B

700	Croatia	Zagreb	700,000	72	186	9,722	3,754	C B
701	Greece	Thessaloniki	845,000	87	225	9,713	3,750	C B
702	Ukraine	Kiyev	2,851,000	294	762	9,697	3,744	G B
703	Mexico	Chihuahua	978,000	101	261	9,683	3,739	G B
703	Mexico	Cuernavaca	978,000	101	263	9,683	3,739	G B
705	South Africa	Johannesburg-East Rand	9,505,000	982	2,542	9,679	3,737	G B
706	Tunisia	Sfax	745,000	77	199	9,675	3,736	D B
707	Brazil	Florianopolis	695,000	72	186	9,653	3,727	G B
708	Brazil	Curitiba	3,124,000	324	838	9,642	3,723	G B
709	Japan	Kanazawa	510,000	53	137	9,623	3,715	C B
710	China	Handan, HEB	2,000,000	208	540	9,615	3,712	G B
711	China	Mianyang, SC	1,037,000	108	281	9,602	3,707	G B
711	Ukraine	Lviv	720,000	75	194	9,600	3,707	C B
713	China	Sanya, HA	565,000	59	153	9,576	3,697	C B
714	Japan	Shizuoka	670,000	70	181	9,571	3,695	C B
714	Poland	Lodz	670,000	70	181	9,571	3,695	D B
716	Japan	Sendai	1,088,000	114	295	9,544	3,685	G B
717	Japan	Sapporo	2,027,000	213	551	9,516	3,674	G B
718	Paraguay	Asuncion	2,597,000	274	708	9,478	3,659	G B
719	United Kingdom	Leeds-Bradford	1,890,000	188	488	9,457	3,651	A A
720	China	Huainan, AH	1,171,000	124	320	9,444	3,646	G B
721	Zambia	Kitwe	679,000	72	185	9,431	3,641	G B
722	Armenia	Yerevan	1,403,000	149	385	9,416	3,636	G B
723	China	Kaifeng, HEN	799,000	85	220	9,400	3,629	G B
724	China	Qijing, YN	535,000	57	147	9,386	3,624	G B
725	Jordan	Irbid	750,000	80	207	9,375	3,620	C B
726	China	Jingmen, HUB	505,000	54	140	9,352	3,611	C B
727	Netherlands	Amsterdam	1,140,000	122	316	9,344	3,608	G B
728	Nigeria	Abuja	3,344,000	358	926	9,341	3,607	G B
729	China	Suzhou, JS	4,979,000	535	1,387	9,307	3,593	G B
730	China	Songyuan, JL	595,000	64	166	9,297	3,590	C B
731	China	Shenzgezhen, JS-ZJ	650,000	70	181	9,286	3,585	C B
731	Mexico	Reynosa	650,000	70	181	9,286	3,585	C B
733	China	Yinchuan, NX	1,791,000	193	500	9,280	3,583	G B
734	Israel	Haifa	538,000	58	149	9,276	3,581	G B
735	China	Yancheng, JS	751,000	81	209	9,272	3,580	G B
735	China	Zhongshan, GD	2,828,000	305	791	9,272	3,580	G B
737	China	Qingdao, SD	5,911,000	639	1,656	9,250	3,571	G B
738	China	Jiaozuo, HEN	974,000	106	274	9,189	3,548	G B
739	China	Nantong, JS	1,405,000	153	397	9,183	3,546	G B
740	China	Weifang, SD	1,413,000	154	398	9,175	3,542	G B
741	Poland	Warsaw	1,935,000	211	547	9,171	3,541	G B
742	Spain	Valencia	1,393,000	152	393	9,164	3,538	G B
743	China	Sanmenxia, HEN-SAX	558,000	61	159	9,148	3,532	G B
744	Russia	Saratov	795,000	87	225	9,138	3,528	C B
745	China	Jiujiang, JX	755,000	83	215	9,096	3,512	C B
746	China	Hengshui, HEB	590,000	65	168	9,077	3,505	C B
746	India	Malappuram, KL	1,180,000	130	337	9,077	3,505	G B
748	China	Liuan, AN	585,000	65	168	9,000	3,475	C B
748	Japan	Okayama	675,000	75	194	9,000	3,475	C B
748	Poland	Krakow	765,000	85	220	9,000	3,475	D B
751	Italy	Naples	3,574,000	398	1,032	8,980	3,467	G B
752	Saudi Arabia	Jiddah	4,366,000	487	1,263	8,965	3,461	G B
753	Switzerland	Geneva	625,000	70	181	8,929	3,447	C B
754	China	Baoding, HEB	1,347,000	151	391	8,921	3,444	G B
755	Norway	Oslo	813,000	92	238	8,837	3,412	G B
756	Italy	Bologna	530,000	60	155	8,833	3,410	C B
756	Philippines	Angeles City	636,000	72	186	8,833	3,410	G B
758	China	Tongling, AH	555,000	63	163	8,810	3,402	C B

759	Italy	Bergamo	880,000	100	259	8,800	3,398	DJB
760	China	Huzhou, ZJ	651,000	74	191	8,797	3,397	GJB
761	China	Yangzhou, JS	1,186,000	135	350	8,785	3,392	GJB
762	United Kingdom	Glasgow	1,259,000	138	357	8,761	3,383	AJA
763	Sweden	Stockholm	1,436,000	164	424	8,756	3,381	GJA
764	Brazil	Maringa	525,000	60	155	8,750	3,378	CJB
764	Zimbabwe	Harare	2,817,000	322	833	8,748	3,378	GJB
766	Brazil	Uberlandia	655,000	75	194	8,733	3,372	CJB
766	Ukraine	Kriyvyi Rih	655,000	75	194	8,733	3,372	DJB
768	Libya	Banghazi	785,000	90	233	8,722	3,368	DJB
769	China	Jiyuan, HEN	610,000	70	181	8,714	3,364	CJB
770	China	Shaoxing, ZJ	1,837,000	211	546	8,706	3,361	GJB
770	China	Changshu (Suzhou), JS	1,149,000	132	343	8,705	3,361	GJB
772	China	Tongliao, NM	651,000	75	193	8,680	3,351	GJB
773	Spain	Palma	560,000	65	168	8,615	3,326	CJB
773	Viet Nam	Da Nang	1,430,000	166	430	8,614	3,326	GJB
775	Italy	Padova	620,000	72	186	8,611	3,325	DJB
776	Mexico	Queretaro	1,201,000	140	361	8,579	3,312	GJB
776	Switzerland	Zurich	815,000	95	246	8,579	3,312	CJB
778	Saudi Arabia	Tabuk	600,000	70	181	8,571	3,309	CJB
778	Argentina	Mendoza	1,157,000	135	350	8,570	3,309	GJB
780	Brazil	Sao Luis	1,499,000	175	454	8,566	3,307	GJB
781	Viet Nam	Vung Tau	863,000	101	262	8,545	3,299	GJB
782	China	Langfang, HEB-TJ-BJ	656,000	77	199	8,519	3,289	GJB
783	China	Taian, SD	883,000	104	270	8,490	3,278	GJB
784	Japan	Niigata	840,000	99	256	8,485	3,276	CJB
785	Russia	Pern	1,040,000	123	320	8,455	3,264	DJB
786	Brazil	Brasilia	3,313,000	392	1,016	8,452	3,263	GJB
787	China	Shizuishan, NX	760,000	90	233	8,444	3,260	CJB
788	Russia	Rostov	1,241,000	147	381	8,442	3,259	GJB
788	China	Zouping (Binzhou), SD	785,000	93	241	8,441	3,259	CJB
790	Uzbekistan	Tashkent	3,492,000	415	1,075	8,414	3,249	GJB
791	South Korea	Cheonan	570,000	68	176	8,382	3,236	CJB
792	Iran	Yazd	670,000	80	207	8,375	3,234	CJB
792	Spain	Las Palmas	670,000	80	207	8,375	3,234	CJB
794	Nigeria	Onitsha	6,269,000	750	1,942	8,359	3,227	GJB
795	Argentina	Tucuman	750,000	90	233	8,333	3,217	CJB
795	Brazil	Sao Jose dos Campos	750,000	90	233	8,333	3,217	CJB
797	Mexico	Culiacan	565,000	68	176	8,309	3,208	CJB
798	China	Shaoguan, GD	595,000	72	186	8,264	3,191	CJB
799	Argentina	Cordoba	1,591,000	193	501	8,244	3,183	GJB
800	Qatar	Doha	1,827,000	222	576	8,230	3,178	GJB
801	China	Chaoyang, LN	575,000	70	181	8,214	3,171	CJB
802	India	Thoothukkudi, TN	540,000	50	130	8,200	3,166	AJB
803	Brazil	Joinville	570,000	70	181	8,143	3,144	CJB
803	Oman	Muscat	1,205,000	148	383	8,142	3,144	GJB
805	China	Shangqiu, HEN	594,000	73	188	8,137	3,142	GJB
806	Japan	Otsu	730,000	90	233	8,111	3,132	CJB
807	South Africa	Bloemfontein	550,000	68	176	8,088	3,123	DJB
808	China	Yongkang (Jinhua), ZJ	695,000	86	223	8,081	3,120	CJB
809	China	Changzhou, JS	3,647,000	452	1,172	8,069	3,115	GJB
809	Russia	Khabarovsk	605,000	75	194	8,067	3,115	CJB
811	Japan	Naha	995,000	124	321	8,024	3,098	GJB
812	Malaysia	Ipoh	800,000	100	259	8,000	3,089	DJB
812	Saudi Arabia	Buraydah	640,000	80	207	8,000	3,089	DJB
814	India	Thrissur, KL	1,214,000	152	394	7,987	3,084	GJB
815	Brazil	Campo Grande	875,000	110	285	7,955	3,071	CJB
816	Ukraine	Odessa	1,137,000	143	371	7,951	3,070	GJB
817	Venezuela	Ciudad Guayana	755,000	95	246	7,947	3,068	DJB

818	China	Wuhai, NM	635,000	80	207	7,938	3,065	C B
818	France	Lyon	1,413,000	178	462	7,938	3,065	G B
820	Nigeria	Owerri	610,000	77	198	7,922	3,059	G B
821	China	Cixi (Ningbo), ZJ	1,562,000	198	513	7,889	3,046	G B
822	South Africa	Port Elizabeth	1,188,000	151	390	7,868	3,038	G B
823	China	Panjin, LN	928,000	118	305	7,864	3,036	G B
823	China	Quanzhou, FJ	6,345,000	807	2,090	7,862	3,036	G B
825	South Africa	East London	510,000	65	168	7,846	3,029	C B
826	South Africa	Durban	3,223,000	414	1,074	7,785	3,006	G B
827	Brazil	Goiania	2,496,000	321	831	7,776	3,002	G B
828	Moldova	Chisinau	590,000	76	197	7,763	2,997	C B
828	Mexico	Saltillo	815,000	105	272	7,762	2,997	C B
830	China	Tieling, LN	540,000	70	181	7,714	2,978	C B
831	China	Zibo, SD	2,466,000	320	829	7,706	2,975	G B
832	China	Linqi (Weifang), SD	585,000	76	197	7,697	2,972	C B
833	Japan	Kitakyushu	1,760,000	229	593	7,686	2,968	G B
834	South Africa	Pretoria	3,709,000	483	1,252	7,679	2,965	G B
835	Brazil	Campinas	2,783,000	363	940	7,667	2,960	G B
835	Saudi Arabia	Hufuf-Mubarraz	805,000	105	272	7,667	2,960	D B
837	China	Yantai, SD	1,719,000	225	584	7,640	2,950	G B
838	Italy	Catania	725,000	95	246	7,632	2,947	C B
839	China	Zhangjiaggang (Suzhou), JS	2,420,000	318	824	7,610	2,938	G B
840	China	Zhenjiang, JS	968,000	128	331	7,563	2,920	G B
840	China	Rizhao, SD	673,000	89	230	7,562	2,920	G B
842	Russia	Moscow	17,125,000	2,274	5,891	7,531	2,908	G B
843	Germany	Berlin	3,972,000	528	1,368	7,523	2,905	G B
844	Belarus	Gomel	575,000	77	199	7,468	2,883	C B
844	Germany	Frankfurt	1,904,000	255	660	7,467	2,883	G B
846	China	Taizhou, JS	653,000	88	227	7,420	2,865	G B
847	China	Zhangzhou, FJ	1,281,000	173	447	7,405	2,859	G B
848	Russia	Chelyabinsk	1,176,000	159	412	7,396	2,856	G B
849	Germany	Nuremberg	665,000	90	233	7,389	2,853	C B
850	Viet Nam	Hai Phong	1,623,000	220	569	7,377	2,848	G B
851	Germany	Mannheim	625,000	85	220	7,353	2,839	C B
852	China	Kunshan (Suzhou), JS	1,690,000	230	596	7,348	2,837	L B
853	Ireland	Dublin	1,306,000	178	460	7,337	2,833	G A
854	Kazakhstan	Shimkent	1,122,000	153	396	7,333	2,831	G B
855	Turkey	Kayseri	966,000	132	342	7,318	2,825	G B
855	Turkey	Konya	966,000	132	343	7,318	2,825	G B
857	Ukraine	Zaporizhzhya	730,000	100	259	7,300	2,819	D B
858	Germany	Dresden	765,000	105	272	7,286	2,813	C B
859	Turkey	Izmit	645,000	89	231	7,247	2,798	C B
860	Portugal	Lisbon	2,656,000	367	952	7,237	2,794	G B
861	China	Bengbu, AH	967,000	134	346	7,216	2,786	G B
861	Italy	Rome	3,189,000	442	1,145	7,215	2,786	G B
863	China	Qinhuangdao, HEB	1,222,000	171	443	7,146	2,759	G B
864	Mexico	Oaxaca	600,000	84	218	7,143	2,758	C B
865	Canada	Toronto, ON	6,871,000	901	2,334	7,140	2,757	A A
865	India	Kannur, KL	1,585,000	222	574	7,140	2,757	G B
867	China	Putian, FJ	2,191,000	308	797	7,114	2,747	G B
868	Switzerland	Basel	545,000	77	199	7,078	2,733	C B
869	Russia	Ufa	948,000	134	348	7,075	2,732	G B
870	Germany	Stuttgart	1,301,000	184	476	7,071	2,730	G B
871	Canada	Montréal, QC	3,625,000	500	1,294	7,040	2,718	A A
872	Brazil	Sorocaba	770,000	110	285	7,000	2,703	D B
872	China	Fuxin, LN	560,000	80	207	7,000	2,703	G B
872	Sweden	Goteborg	615,000	83	215	7,000	2,703	A A
875	Netherlands	Rotterdam-Hague	2,770,000	397	1,028	6,977	2,694	G B
876	Germany	Cologne-Bonn	2,085,000	301	779	6,927	2,675	G B

877	Mexico	Merida	1,146,000	166	429	6,904	2,666	G B
878	China	Daqing, HL	994,000	145	376	6,855	2,647	G B
879	Poland	Gdansk	855,000	125	324	6,840	2,641	C B
880	China	Laiwu, SD	801,000	118	306	6,788	2,621	G B
881	Saudi Arabia	Medina	1,424,000	210	543	6,781	2,618	G B
882	Italy	Milan	4,907,000	726	1,881	6,759	2,610	G B
883	Brazil	Jundiai	810,000	120	311	6,750	2,606	C B
884	China	Cangzhou, HEB	620,000	92	238	6,739	2,602	C B
885	Azerbaijan	Baku	2,934,000	438	1,135	6,699	2,586	G B
885	China	Chuzhou, AH	663,000	99	256	6,697	2,586	G B
887	Russia	Krasnodar	869,000	130	337	6,685	2,581	G B
888	Germany	Karlsruhe	500,000	75	194	6,667	2,574	C B
889	Russia	Kazan	1,152,000	173	447	6,659	2,571	G B
890	Poland	Katowice-Gliwice-Tychy	1,726,000	261	675	6,613	2,553	G B
891	New Zealand	Auckland	1,333,000	202	524	6,599	2,548	G B
892	China	Suqian, JS	626,000	95	247	6,589	2,544	G B
892	Mexico	Tampico	560,000	85	220	6,588	2,544	C B
894	Germany	Leipzig	625,000	95	246	6,579	2,540	C B
895	Malaysia	Penang	1,320,000	201	519	6,567	2,536	G B
896	Belgium	Brussels	1,990,000	306	792	6,503	2,511	G B
897	Netherlands	Utrecht	715,000	110	285	6,500	2,510	C B
897	Russia	Yaroslavl	585,000	90	233	6,500	2,510	C B
899	Germany	Hannover	710,000	110	285	6,455	2,492	C B
900	Germany	Hamburg	1,976,000	307	794	6,436	2,485	G B
901	Malaysia	Johor Bahru	1,981,000	308	799	6,432	2,483	G B
902	Canada	Vancouver, BC	2,395,000	353	914	6,416	2,477	A A
903	Japan	Nagano	705,000	110	285	6,409	2,475	C B
904	Japan	Nagoya	9,113,000	1,430	3,704	6,373	2,461	G B
905	United Arab Emirates	Al Ain	1,185,000	186	483	6,371	2,460	G B
906	China	Lianyungang, JS	824,000	130	337	6,338	2,447	G B
907	Libya	Tripoli	1,226,000	194	503	6,320	2,440	G B
908	China	Yingkou, LN	997,000	159	413	6,270	2,421	G B
909	France	Lille	1,270,000	204	528	6,225	2,403	G B
910	Hungary	Budapest	2,395,000	385	998	6,221	2,402	G B
911	China	Binzhou, SD	507,000	82	214	6,183	2,387	G B
912	Finland	Helsinki	1,282,000	199	516	6,181	2,386	A A
913	Poland	Poznan	525,000	85	220	6,176	2,385	D B
914	Germany	Bremen	645,000	105	272	6,143	2,372	C B
915	Uzbekistan	Samarkand	1,201,000	196	506	6,128	2,366	G B
916	China	Fuqing (Fuzhou), FJ	823,000	135	349	6,096	2,354	G B
917	Bolivia	Santa Cruz de la Sierra	1,978,000	325	843	6,086	2,350	G B
918	Russia	Stavropol	540,000	89	231	6,067	2,342	C B
919	Lithuania	Vilnius	515,000	85	220	6,059	2,339	D B
920	Zimbabwe	Bulawayo	545,000	90	233	6,056	2,338	C B
921	Latvia	Riga	605,000	100	259	6,050	2,336	D B
922	United States	Los Angeles, CA	15,402,000	2,452	6,351	5,982	2,310	A A
923	Germany	Essen-Dusseldorf	6,125,000	1,036	2,684	5,912	2,283	G B
924	Japan	Fuji	755,000	130	337	5,808	2,242	C B
925	China	Linyi, SD	2,141,000	370	959	5,786	2,234	G B
926	China	Zhucheng (Weifang), SD	505,000	88	228	5,739	2,216	G B
927	France	Nantes	562,000	98	254	5,735	2,214	G B
928	Russia	Cheboksary	630,000	111	287	5,676	2,192	C B
929	Denmark	Copenhagen	1,321,000	220	570	5,664	2,187	A A
930	Russia	Kaliningrad	520,000	92	238	5,652	2,182	C B
931	South Africa	Vereeniging	730,000	130	337	5,615	2,168	C B
932	Russia	Yekaterinburg	1,363,000	244	632	5,586	2,157	G B
933	Brazil	Cuiaba	770,000	140	363	5,500	2,124	C B
934	Australia	Sydney, NSW	4,578,000	786	2,036	5,499	2,123	A A
935	Russia	Krasnoyarsk	1,022,000	186	481	5,495	2,122	G B

936	Russia	Novosibirsk	1,646,000	302	782	5,450	2,104	G B
937	China	Korla, XJ	613,000	113	292	5,425	2,095	G B
938	Russia	Omsk	1,128,000	209	542	5,397	2,084	G B
939	Canada	Calgary, AB	1,326,000	231	599	5,359	2,069	A A
940	Canada	Winnipeg, MB	745,000	133	344	5,353	2,067	A A
941	United States	San Francisco-San Jose, CA	6,425,000	1,109	2,872	5,313	2,051	A A
942	Saudi Arabia	Ad-Dammam	2,546,000	485	1,257	5,249	2,027	G B
943	Japan	Mito	655,000	125	324	5,240	2,023	C B
944	Germany	Aachen	545,000	105	272	5,190	2,004	C B
945	Russia	Kursk	560,000	109	282	5,138	1,984	C B
946	Belgium	Liege	565,000	110	285	5,136	1,983	C B
947	Russia	Vladivostok	710,000	139	360	5,108	1,972	C B
948	China	Heyuan, GD	510,000	100	259	5,100	1,969	C B
949	China	Gaomi (Weifang), SD	531,000	106	273	5,009	1,934	G B
950	France	Marseille	1,330,000	266	689	5,000	1,931	G B
951	Russia	Volgograd	1,317,000	271	703	4,860	1,876	G B
952	Thailand	Nakhon Ratchasima	500,000	103	267	4,854	1,874	C B
953	France	Toulouse	944,000	196	507	4,816	1,859	G B
954	Trinidad & Tobago	Port of Spain	525,000	110	285	4,773	1,843	F B
955	Canada	Edmonton, AB	1,150,000	224	581	4,746	1,832	A A
956	United States	Honolulu, HI	875,000	170	440	4,718	1,822	A A
957	Germany	Saarbrücken	565,000	120	311	4,708	1,818	C B
958	Russia	Nizhniy Novgorod	1,541,000	331	857	4,656	1,798	G B
959	France	Bordeaux	823,000	177	457	4,650	1,795	G B
960	Thailand	Rayong	595,000	130	337	4,577	1,767	C B
961	United States	Las Vegas, NV	2,482,000	417	1,080	4,523	1,746	A A
962	Canada	Kitchener, ON	500,000	104	269	4,519	1,745	A A
963	Kazakhstan	Karagandy	510,000	113	293	4,513	1,742	D B
964	Canada	Ottawa, ON-QC	1,036,000	224	580	4,420	1,707	A A
965	United States	New York, NY-NJ-CT	20,870,000	4,669	12,093	4,404	1,700	A A
966	Portugal	Porto	1,323,000	307	796	4,309	1,664	G B
967	United States	Miami, FL	6,144,000	1,279	3,313	4,302	1,661	A A
968	Australia	Melbourne, VIC	4,539,000	982	2,543	4,273	1,650	A A
968	Canada	Québec, QC	725,000	165	428	4,273	1,650	A A
970	Russia	Lipetsk	625,000	152	394	4,112	1,588	C B
971	United States	San Diego, CA	3,200,000	740	1,916	3,996	1,543	A A
972	Belgium	Antwerp	1,013,000	257	665	3,942	1,522	G B
973	United States	Fresno, CA	745,000	171	443	3,830	1,479	A A
974	United States	Bakersfield, CA	650,000	138	357	3,797	1,466	A A
975	China	Dongying, SD	932,000	248	643	3,758	1,451	G B
976	United States	Sacramento, CA	1,912,000	476	1,233	3,622	1,398	A A
977	Thailand	Pattaya-Chon Buri	1,390,000	385	997	3,610	1,394	C B
978	Australia	Adelaide, SA	1,205,000	326	843	3,577	1,381	A A
979	Bahrain	Al-Manamah	535,000	150	389	3,567	1,377	C B
980	United States	Denver, CO	2,813,000	681	1,765	3,486	1,346	A A
981	Saudi Arabia	Khamis Mushayt	775,000	225	583	3,444	1,330	C B
982	United States	Portland, OR-WA	2,091,000	538	1,393	3,439	1,328	A A
983	United States	New Orleans, LA	963,000	268	695	3,358	1,297	A A
984	Ukraine	Donetsk	870,000	260	673	3,346	1,292	C B
985	United States	Chicago, IL-IN-WI	9,014,000	2,705	7,006	3,336	1,288	A A
986	United States	Washington-Baltimore, DC-VA-MD	7,518,000	2,124	5,500	3,249	1,254	A A
987	United States	El Paso, TX-NM	844,000	252	652	3,187	1,231	A A
988	Australia	Perth, WA	1,978,000	604	1,565	3,103	1,198	A A
989	United Arab Emirates	Abu Dhabi	1,270,000	411	1,064	3,090	1,193	G B
990	United States	Salt Lake City, UT	2,412,000	665	1,723	3,083	1,190	A A
991	United States	Phoenix, AZ	4,602,000	1,250	3,236	3,077	1,188	A A
992	Ukraine	Dnipropetrovsk	925,000	310	803	2,984	1,152	C B
993	United States	Colorado Springs, CO	645,000	188	487	2,973	1,148	A A
994	Uzbekistan	Namangan	560,000	190	492	2,947	1,138	D B

995	United States	San Antonio, TX	2,122,000	601	1,557	2,925	1,129	AJA
996	United States	Albuquerque, NM	874,000	254	658	2,917	1,126	AJA
997	United States	Houston, TX	6,406,000	1,904	4,930	2,779	1,073	AJA
998	United States	Dallas-Fort Worth, TX	6,830,000	2,038	5,279	2,776	1,072	AJA
999	United States	Virginia Beach-Norfolk, VA	1,488,000	529	1,371	2,722	1,051	AJA
1000	United States	Murrieta, CA	724,000	163	421	2,712	1,047	AJA
1001	United States	Seattle, WA	4,017,000	1,260	3,264	2,707	1,045	AJA
1001	France	Douai-Lens	510,000	187	484	2,706	1,045	AJA
1003	Australia	Brisbane, QLD	2,180,000	761	1,971	2,699	1,042	AJA
1004	United States	Omaha, NE-IA	810,000	271	702	2,675	1,033	AJA
1005	United States	Philadelphia, PA-NJ-DE-MD	5,684,000	2,096	5,430	2,647	1,022	AJA
1006	United States	Columbus, OH	1,487,000	518	1,341	2,641	1,020	AJA
1007	United States	Austin, TX	1,862,000	528	1,367	2,580	996	AJA
1008	France	Grenoble	530,000	198	513	2,551	985	AJA
1009	United States	Detroit, MI	4,189,000	1,648	4,269	2,524	975	AJA
1010	United States	Buffalo, NY	910,000	380	984	2,463	951	AJA
1011	United States	Milwaukee, WI	1,393,000	565	1,463	2,435	940	AJA
1012	United States	Tampa-St. Petersburg, FL	2,782,000	1,004	2,601	2,432	939	AJA
1013	Australia	Gold Coast, QLD-NSW	645,000	250	648	2,400	927	AJA
1014	United States	Minneapolis-St. Paul, MN-WI	2,917,000	1,111	2,878	2,386	921	AJA
1015	United States	Tucson, AZ	952,000	354	917	2,381	919	AJA
1016	US: Puerto Rico	San Juan	2,061,000	876	2,268	2,353	908	GJA
1017	United States	St. Louis, MO-IL	2,247,000	990	2,565	2,259	872	AJA
1018	United States	Orlando, FL	2,325,000	831	2,154	2,247	868	AJA
1019	United States	Des Moines, IA	525,000	201	521	2,239	864	AJA
1020	United States	Rochester, NY	745,000	324	839	2,225	859	AJA
1021	United States	Kansas City, MO-KS	1,722,000	728	1,885	2,203	851	AJA
1022	United States	Wichita, KS	515,000	215	557	2,200	849	AJA
1023	United States	Memphis, TN-MS-AR	1,078,000	501	1,298	2,152	831	GJA
1024	United States	Toledo, OH-MI	515,000	240	622	2,117	817	AJA
1025	United States	Indianapolis, IN	1,623,000	718	1,860	2,071	800	AJA
1026	United States	Dayton, OH	745,000	351	909	2,063	797	AJA
1027	United States	Oklahoma City, OK	978,000	418	1,084	2,062	796	AJA
1028	United States	Cincinnati, OH-KY-IN	1,693,000	797	2,065	2,039	787	AJA
1028	United States	Cleveland, OH	2,774,000	1,379	3,573	2,038	787	AJA
1030	United States	McAllen, TX	823,000	359	930	2,031	784	AJA
1031	United States	Grand Rapids, MI	595,000	281	728	2,028	783	AJA
1032	United States	Albany, NY	625,000	296	767	2,010	776	AJA
1033	United States	Louisville, KY-IN	1,028,000	489	1,266	1,990	768	AJA
1034	United States	Sarasota, FL	715,000	327	847	1,966	759	AJA
1035	United States	Palm Bay, FL	505,000	232	601	1,953	754	AJA
1036	United States	Tulsa, OK	740,000	336	870	1,949	753	AJA
1037	United States	Allentown, PA-NJ	745,000	346	896	1,922	742	AJA
1038	United States	Richmond, VA	1,074,000	501	1,298	1,904	735	AJA
1039	France	Toulon	580,000	295	764	1,902	734	AJA
1040	United States	Boston-Providence, MA-RI-NH-CT-ME	7,302,000	3,683	9,538	1,882	727	AJA
1041	United States	Pittsburgh, PA	1,693,000	922	2,387	1,881	726	AJA
1042	United States	Charleston, SC	670,000	293	759	1,870	722	AJA
1043	United States	Springfield, MA-CT	660,000	349	904	1,779	687	AJA
1044	United States	Hartford, CT	918,000	525	1,360	1,762	680	AJA
1045	United States	Jacksonville, FL	1,231,000	608	1,574	1,752	676	AJA
1046	United States	Raleigh, NC	1,493,000	706	1,829	1,745	674	AJA
1047	United States	Harrisburg, PA	520,000	260	673	1,708	659	AJA
1048	United States	Nashville, TN	1,157,000	579	1,501	1,675	647	AJA
1049	United States	Atlanta, GA	5,361,000	2,857	7,400	1,639	633	AJA
1050	United States	Baton Rouge, LA	700,000	367	951	1,619	625	AJA
1051	United States	Cape Coral, FL	674,000	347	899	1,527	590	AJA
1052	United States	Charlotte, NC-SC	2,075,000	1,193	3,091	1,458	563	AJA
1053	United States	Columbia, SC	675,000	380	984	1,447	559	AJA

1054	United States	Birmingham, AL	825,000	530	1,373	1,413	546	A A
1055	United States	Knoxville, TN	695,000	438	1,134	1,276	493	A A

Ranked by population per square kilometer

Urban density calculation: Current Year (2020) except where Population Basis ="A" where urban density figure (only) is for latest population year.

Table 5
ALPHABETICAL LIST OF BUILT-UP URBAN AREAS: 2020



Urban Areas 500,000 & Over Population

Popula.			Built-Up Land Area		Urban Population Density		Basis:Pop: Area	
Rank	Geography	Urban Area	Population Estimate	Square Miles	Square Kilometers	Per Square Mile		Per Square Kilometer
902	Afghanistan	Herat	585,000	19	49	30,789	11,888	C B
93	Afghanistan	Kabul	4,834,000	105	273	46,038	17,775	G B
903	Afghanistan	Kandahar	585,000	25	65	23,400	9,035	C B
761	Albania	Tirana	670,000	43	111	15,581	6,016	C B
147	Algeria	Algiers	3,493,000	171	442	20,427	7,887	G B
894	Algeria	Constantine	590,000	46	119	12,826	4,952	C B
413	Algeria	Wahran	1,242,000	59	153	21,051	8,128	G B
915	Angola	Benguela	580,000	40	104	14,500	5,598	C B
853	Angola	Huambo	615,000	50	130	12,300	4,749	C B
45	Angola	Luanda	8,417,000	395	1,023	21,309	8,227	G B
501	Angola	Lubango	1,031,000	84	217	12,274	4,739	G B
17	Argentina	Buenos Aires	16,157,000	1,244	3,221	12,988	5,015	G B
326	Argentina	Cordoba	1,591,000	193	501	8,244	3,183	G B
825	Argentina	Mar del Plata	630,000	55	142	11,455	4,423	C B
450	Argentina	Mendoza	1,157,000	135	350	8,570	3,309	G B
406	Argentina	Rosario	1,269,000	124	320	10,234	3,951	G B
844	Argentina	Salta	620,000	42	109	14,762	5,700	C B
939	Argentina	Santa Fe	565,000	45	117	12,556	4,848	C B
667	Argentina	Tucuman	750,000	90	233	8,333	3,217	C B
371	Armenia	Yerevan	1,403,000	149	385	9,416	3,636	G B
427	Australia	Adelaide, SA	1,205,000	326	843	3,577	1,381	A A
236	Australia	Brisbane, QLD	2,180,000	761	1,971	2,699	1,042	A A
796	Australia	Gold Coast, QLD-NSW	645,000	250	648	2,400	927	A A
102	Australia	Melbourne, VIC	4,539,000	982	2,543	4,273	1,650	A A
265	Australia	Perth, WA	1,978,000	604	1,565	3,103	1,198	A A
100	Australia	Sydney, NSW	4,578,000	786	2,036	5,499	2,123	A A
292	Austria	Vienna	1,809,000	130	338	13,915	5,373	G B
176	Azerbaijan	Baku	2,934,000	438	1,135	6,699	2,586	G B
999	Bahrain	Al-Manamah	535,000	150	389	3,567	1,377	C B
124	Bangladesh	Chittagong	3,913,000	74	191	52,878	20,416	G B
19	Bangladesh	Dhaka	15,443,000	176	456	87,744	33,878	G B
511	Bangladesh	Khulna	1,000,000	23	60	43,478	16,787	D B
903	Bangladesh	Rajshahi	585,000	12	31	48,750	18,822	C B
301	Bangladesh	Savar	1,750,000	72	188	24,306	9,385	G B
587	Bangladesh	Sylhet	859,000	19	50	45,211	17,456	G B
920	Belarus	Gomel	575,000	77	199	7,468	2,883	C B
247	Belarus	Minsk	2,107,000	167	432	12,617	4,871	G B
508	Belgium	Antwerp	1,013,000	257	665	3,942	1,522	G B
263	Belgium	Brussels	1,990,000	306	792	6,503	2,511	G B
939	Belgium	Liege	565,000	110	285	5,136	1,983	C B
315	Benin	Cotonou	1,663,000	83	215	20,036	7,736	G B
1008	Benin	Porto Novo	530,000	39	101	13,590	5,247	W B
416	Bolivia	Cochabamba	1,228,000	101	263	12,158	4,694	G B
290	Bolivia	La Paz	1,813,000	107	276	16,944	6,542	G B
265	Bolivia	Santa Cruz de la Sierra	1,978,000	325	843	6,086	2,350	G B
607	Brazil	Aracaju	820,000	47	122	17,447	6,736	G B
239	Brazil	Belem	2,156,000	101	261	21,347	8,242	G B
88	Brazil	Belo Horizonte	5,159,000	497	1,288	10,380	4,008	G B
673	Brazil	Blumenau	745,000	40	104	18,625	7,191	C B
155	Brazil	Brasilia	3,313,000	392	1,016	8,452	3,263	G B
187	Brazil	Campinas	2,783,000	363	940	7,667	2,960	G B
576	Brazil	Campo Grande	875,000	110	285	7,955	3,071	C B
647	Brazil	Cuiaba	770,000	140	363	5,500	2,124	C B
168	Brazil	Curitiba	3,124,000	324	838	9,642	3,723	G B

880	Brazil	Feira de Santana	600,000	45	117	13,333	5,148	CJB
732	Brazil	Florianopolis	695,000	72	186	9,653	3,727	GJB
144	Brazil	Fortaleza	3,525,000	219	568	16,096	6,215	GJB
205	Brazil	Goiania	2,496,000	321	831	7,776	3,002	GJB
474	Brazil	Joao Pessoa	1,119,000	78	202	14,346	5,539	GJB
930	Brazil	Joinville	570,000	70	181	8,143	3,144	CJB
966	Brazil	Juiz de Fora	550,000	35	91	15,714	6,067	DJB
616	Brazil	Jundiai	810,000	120	311	6,750	2,606	CJB
691	Brazil	Londrina	730,000	70	181	10,429	4,027	CJB
492	Brazil	Maceio	1,061,000	58	151	18,293	7,063	GJB
230	Brazil	Manaus	2,235,000	130	336	17,192	6,638	GJB
1014	Brazil	Maringa	525,000	60	155	8,750	3,378	CJB
411	Brazil	Natal	1,260,000	94	245	13,404	5,175	GJB
145	Brazil	Porto Alegre	3,519,000	347	898	10,141	3,915	GJB
1034	Brazil	Porto Velho	510,000	33	85	15,455	5,967	DJB
132	Brazil	Recife	3,712,000	206	533	18,019	6,957	GJB
732	Brazil	Ribeirao Preto	695,000	70	181	9,929	3,834	CJB
30	Brazil	Rio de Janeiro	12,272,000	738	1,912	16,629	6,420	GJB
157	Brazil	Salvador	3,282,000	168	435	19,536	7,543	GJB
355	Brazil	Santos	1,469,000	121	314	12,140	4,687	GJB
667	Brazil	Sao Jose dos Campos	750,000	90	233	8,333	3,217	CJB
348	Brazil	Sao Luis	1,499,000	175	454	8,566	3,307	GJB
7	Brazil	Sao Paulo	22,046,000	1,203	3,116	18,326	7,076	GJB
647	Brazil	Sorocaba	770,000	110	285	7,000	2,703	DJB
517	Brazil	Teresina	993,000	88	227	11,284	4,357	GJB
781	Brazil	Uberlandia	655,000	75	194	8,733	3,372	CJB
325	Brazil	Vitoria	1,608,000	130	336	12,369	4,776	GJB
547	Bulgaria	Sofia	934,000	80	208	11,675	4,508	GJB
539	Burkina Faso	Bobo-Dioulasso	950,000	39	101	24,359	9,405	GJB
149	Burkina Faso	Ouagadougou	3,460,000	182	472	19,011	7,340	GJB
481	Burundi	Bujumbura	1,088,000	30	78	36,267	14,003	GJB
237	Cambodia	Phnom Penh	2,177,000	119	307	18,294	7,063	GJB
1034	Cameroon	Bamenda	510,000	40	104	12,750	4,923	DJB
153	Cameroon	Douala	3,330,000	78	203	42,692	16,483	GJB
114	Cameroon	Yaounde	4,159,000	88	229	47,261	18,247	GJB
392	Canada	Calgary, AB	1,326,000	231	599	5,359	2,069	AJA
456	Canada	Edmonton, AB	1,150,000	224	581	4,746	1,832	AJA
1051	Canada	Kitchener, ON	500,000	104	269	4,519	1,745	AJA
140	Canada	Montréal, QC	3,625,000	500	1,294	7,040	2,718	AJA
500	Canada	Ottawa, ON-QC	1,036,000	224	580	4,420	1,707	AJA
699	Canada	Québec, QC	725,000	165	428	4,273	1,650	AJA
60	Canada	Toronto, ON	6,871,000	901	2,334	7,140	2,757	AJA
216	Canada	Vancouver, BC	2,395,000	353	914	6,416	2,477	AJA
673	Canada	Winnipeg, MB	745,000	133	344	5,353	2,067	AJA
454	Central African Rep.	Bangui	1,151,000	56	144	20,554	7,936	GJB
328	Chad	N'Djamena	1,585,000	85	220	18,647	7,200	GJB
589	Chile	Concepcion	850,000	70	181	12,143	4,688	CJB
58	Chile	Santiago	7,007,000	443	1,148	15,817	6,107	GJB
552	Chile	Valparaiso-Vina del Mar	920,000	60	155	15,333	5,920	CJB
727	China	Akesu, XJ	700,000	60	155	11,667	4,505	CJB
815	China	Anqing, AH	635,000	40	104	15,875	6,129	CJB
306	China	Anshan, LN	1,713,000	143	372	11,979	4,625	GJB
880	China	Anshun, GZ	600,000	26	67	23,077	8,910	CJB
424	China	Anyang, HEN	1,212,000	95	247	12,758	4,926	GJB
386	China	Baoding, HEB	1,347,000	151	391	8,921	3,444	GJB
592	China	Baoji, SAA	845,000	64	166	13,203	5,098	LJB
226	China	Baotou, NM	2,248,000	210	543	10,705	4,133	GJB
951	China	Bayan Nur, NM	560,000	52	135	10,769	4,158	CJB
12	China	Beijing, BJ-HEB	19,433,000	1,611	4,172	12,063	4,658	LJB
526	China	Bengbu, AH	967,000	134	346	7,216	2,786	GJB
749	China	Benxi, LN	679,000	33	85	20,576	7,944	GJB
1045	China	Binzhou, SD	507,000	82	214	6,183	2,387	GJB
853	China	Cangnan (Wenzhou), ZJ	615,000	31	79	19,839	7,660	GJB
844	China	Cangzhou, HEB	620,000	92	238	6,739	2,602	CJB

122	China	Changchun, JL	3,968,000	316	820	12,557	4,848	G B
704	China	Changde, HUN	720,000	50	130	14,400	5,560	C B
109	China	Changsha, HUN	4,242,000	289	748	14,678	5,667	G B
457	China	Changshu (Suzhou), JS	1,149,000	132	343	8,705	3,361	G B
691	China	Changzhi, SAX	730,000	71	185	10,282	3,970	G B
136	China	Changzhou, JS	3,647,000	452	1,172	8,069	3,115	G B
192	China	Chaoyang (Shantou,) GD	2,735,000	138	357	19,819	7,652	G B
920	China	Chaoyang, LN	575,000	70	181	8,214	3,171	C B
364	China	Chaozhou, GD	1,424,000	112	289	12,714	4,909	G B
32	China	Chengdu, SC	11,309,000	706	1,828	16,018	6,185	G B
667	China	Chifeng, NM	750,000	65	167	11,538	4,455	G B
49	China	Chongqing, CQ	7,739,000	593	1,537	13,051	5,039	G B
774	China	Chuzhou, AH	663,000	99	256	6,697	2,586	G B
334	China	Cixi (Ningbo), ZJ	1,562,000	198	513	7,889	3,046	G B
128	China	Dalian, LN	3,776,000	381	988	9,911	3,827	G B
583	China	Dandong, LN	865,000	60	155	14,417	5,566	C B
516	China	Daqing, HL	994,000	145	376	6,855	2,647	G B
323	China	Datong, SAX	1,611,000	142	368	11,345	4,380	G B
791	China	Deyang, SC	650,000	48	124	13,542	5,229	C B
740	China	Dezhou, SD-HEB	685,000	68	176	10,074	3,890	C B
47	China	Dongguan, GD	7,981,000	678	1,755	11,771	4,545	G B
951	China	Dongming (Heze), SD	560,000	50	130	11,200	4,324	C B
928	China	Dongsheng (Ordos), NM	574,000	40	104	14,350	5,541	G B
548	China	Dongying, SD	932,000	248	643	3,758	1,451	G B
658	China	Ezhou, HUB	760,000	74	192	10,270	3,965	C B
976	China	Feicheng (Taian), SD	545,000	30	78	18,167	7,014	C B
604	China	Fuqing (Fuzhou), FJ	823,000	135	349	6,096	2,354	G B
951	China	Fuxin, LN	560,000	80	207	7,000	2,703	G B
1051	China	Fuyang (Hangzhou), ZJ	500,000	45	116	11,111	4,290	G B
740	China	Fuyang, AH	685,000	36	93	19,028	7,347	C B
117	China	Fuzhou, FJ	4,039,000	288	746	14,024	5,415	G B
388	China	Ganzhou, JX	1,340,000	129	333	10,388	4,011	G B
1007	China	Gaomi (Weifang), SD	531,000	106	273	5,009	1,934	G B
710	China	Gongyi (Zhengzhou), HEN	715,000	50	130	14,300	5,521	C B
10	China	Guangzhou-Foshan, GD	20,902,000	1,676	4,342	12,471	4,815	L B
691	China	Guigang, GX	730,000	36	93	20,278	7,829	C B
539	China	Guilin, GX	950,000	71	184	13,380	5,166	G B
166	China	Guiyang, GZ	3,156,000	243	629	12,988	5,015	G B
704	China	Haicheng (Anshan), LN	720,000	40	104	18,000	6,950	C B
270	China	Haikou, HA	1,937,000	179	463	10,821	4,178	G B
920	China	Hami, XJ	575,000	46	119	12,500	4,826	C B
260	China	Handan, HEB	2,000,000	208	540	9,615	3,712	G B
67	China	Hangzhou, ZJ	6,446,000	558	1,446	11,552	4,460	G B
105	China	Harbin, HL	4,458,000	259	670	17,212	6,646	G B
885	China	Hebi, HEN	595,000	60	155	9,917	3,829	C B
97	China	Hefei, AH	4,628,000	328	848	14,110	5,448	G B
710	China	Hegang, HL	715,000	45	117	15,889	6,135	C B
894	China	Hengshui, HEB	590,000	65	168	9,077	3,505	C B
423	China	Hengyang, HUN	1,213,000	112	290	10,830	4,181	G B
1034	China	Heyuan, GD	510,000	100	259	5,100	1,969	C B
609	China	Heze, SD	815,000	81	210	10,062	3,885	C B
250	China	Hohhot, NM	2,087,000	184	476	11,342	4,379	G B
334	China	Huaian, JS	1,562,000	136	353	11,485	4,434	G B
490	China	Huaibei, AH	1,065,000	91	236	11,703	4,519	G B
815	China	Huaihua, HUN	635,000	42	109	15,119	5,837	G B
445	China	Huainan, AH	1,171,000	124	320	9,444	3,646	G B
498	China	Huangshi, HUB	1,037,000	102	265	10,167	3,925	G B
337	China	Huizhou, GD	1,549,000	123	318	12,593	4,862	G B
769	China	Huludao, LN	665,000	60	155	11,083	4,279	C B
789	China	Huzhou, ZJ	651,000	74	191	8,797	3,397	G B
834	China	Jiamusi, HL	627,000	56	145	11,196	4,323	G B
327	China	Jiangmen, GD	1,587,000	157	406	10,108	3,903	G B
523	China	Jiaozuo, HEN	974,000	106	274	9,189	3,548	G B
595	China	Jiaxing, ZJ	842,000	70	183	12,029	4,644	G B

366	China	Jieyang, GD	1,417,000	87	226	16,287	6,288	GJB
315	China	Jilin, JL	1,663,000	96	250	17,323	6,688	GJB
118	China	Jinan, SD	4,026,000	308	797	13,071	5,047	GJB
1046	China	Jingmen, HUB	505,000	54	140	9,352	3,611	CJB
609	China	Jingzhou, HUB	815,000	60	155	13,583	5,244	CJB
598	China	Jinhua, ZJ	830,000	72	186	11,528	4,451	GJB
589	China	Jining, SD	850,000	73	188	11,644	4,496	GJB
691	China	Jinzhou, LN	730,000	55	142	13,273	5,125	CJB
661	China	Jiujiang, JX	755,000	83	215	9,096	3,512	CJB
875	China	Jixi, HL	605,000	53	137	11,415	4,407	CJB
863	China	Jiyuan, HEN	610,000	70	181	8,714	3,364	CJB
628	China	Kaifeng, HEN	799,000	85	220	9,400	3,629	GJB
552	China	Kashi, XJ	920,000	52	134	17,692	6,831	GJB
862	China	Korla, XJ	613,000	113	292	5,425	2,095	GJB
129	China	Kunming, YN	3,755,000	281	727	13,363	5,159	GJB
311	China	Kunshan (Suzhou), JS	1,690,000	230	596	7,348	2,837	LJB
863	China	Laibin, GX	610,000	43	111	14,186	5,477	CJB
623	China	Laiwu, SD	801,000	118	306	6,788	2,621	GJB
769	China	Laixi (Qingdao), SD	665,000	55	142	12,091	4,668	CJB
863	China	Laiyang (Yantai), SD	610,000	47	122	12,979	5,011	CJB
780	China	Langfang, HEB-TJ-BJ	656,000	77	199	8,519	3,289	GJB
219	China	Lanzhou, GS	2,382,000	135	349	17,644	6,812	GJB
602	China	Lianyungang, JS	824,000	130	337	6,338	2,447	GJB
738	China	Liaocheng, SD	690,000	50	130	13,800	5,328	CJB
599	China	Liaoyang, LN	825,000	50	130	16,500	6,371	CJB
930	China	Liaoyuan, JL	570,000	23	60	24,783	9,569	CJB
879	China	Linfen, SAX	601,000	41	106	14,659	5,660	GJB
966	China	Linhai (Taizhou), ZJ	550,000	33	85	16,667	6,435	CJB
903	China	Linqi (Weifang), SD	585,000	76	197	7,697	2,972	CJB
242	China	Linyi, SD	2,141,000	370	959	5,786	2,234	GJB
903	China	Liuan, AN	585,000	65	168	9,000	3,475	CJB
949	China	Liupanshui, GZ	564,000	38	97	14,842	5,731	GJB
372	China	Liuzhou, GX	1,395,000	81	210	17,222	6,649	GJB
853	China	Liyang (Changzhou), JS	615,000	31	80	19,839	7,660	CJB
966	China	Longyan, FJ	550,000	46	119	11,957	4,617	CJB
903	China	Lufeng (Shanwei), GD	585,000	15	39	39,000	15,058	CJB
608	China	Luohe, HEN	818,000	64	166	12,781	4,935	GJB
229	China	Luoyang, HEN	2,240,000	215	556	10,419	4,023	GJB
586	China	Luzhou, SC	860,000	45	117	19,111	7,379	CJB
566	China	Maanshan, AH	894,000	79	205	11,316	4,369	GJB
745	China	Maoming, GD	680,000	33	85	20,606	7,956	CJB
498	China	Mianyang, SC	1,037,000	108	281	9,602	3,707	GJB
619	China	Mudanjiang, HL	806,000	54	140	14,926	5,763	GJB
146	China	Nanchang, JX	3,495,000	267	692	13,090	5,054	GJB
557	China	Nanchong, SC	913,000	53	138	17,226	6,651	GJB
51	China	Nanjing, JS	7,496,000	623	1,613	12,032	4,646	GJB
169	China	Nanning, GX	3,087,000	190	492	16,247	6,273	GJB
370	China	Nantong, JS	1,405,000	153	397	9,183	3,546	GJB
560	China	Nanyang, HEN	909,000	88	228	10,330	3,988	GJB
960	China	Neijiang, SC	555,000	21	54	26,429	10,204	CJB
135	China	Ningbo, ZJ	3,649,000	364	944	10,025	3,871	GJB
549	China	Panjin, LN	928,000	118	305	7,864	3,036	GJB
1033	China	Panzhuhua, SC	511,000	47	121	10,872	4,198	GJB
569	China	Pingdingshan, HEN	886,000	70	182	12,657	4,887	GJB
804	China	Pingxiang, JX	640,000	25	65	25,600	9,884	CJB
278	China	Puning (Jieyang), GD	1,897,000	142	368	13,359	5,158	GJB
235	China	Putian, FJ	2,191,000	308	797	7,114	2,747	GJB
929	China	Puyang, HEN	573,000	46	118	12,457	4,810	GJB
976	China	Qianjiang, HUB	545,000	24	62	22,708	8,768	CJB
78	China	Qingdao, SD	5,911,000	639	1,656	9,250	3,571	GJB
769	China	Qingyuan, GD	665,000	65	168	10,231	3,950	CJB
751	China	Qingzhou (Weifang), SD	675,000	59	153	11,441	4,417	CJB
418	China	Qinhuangdao, HEB	1,222,000	171	443	7,146	2,759	GJB
524	China	Qiqihaer, HL	973,000	80	206	12,163	4,696	GJB

704	China	Qitaihe, HL	720,000	46	119	15,652	6,043	CJB
70	China	Quanzhou, FJ	6,345,000	807	2,090	7,862	3,036	GJB
999	China	Qufu (Jining), SD	535,000	47	122	11,383	4,395	CJB
999	China	Qujing, YN	535,000	57	147	9,386	3,624	GJB
825	China	Renqiu (Cangzhou), HEB	630,000	26	67	24,231	9,356	CJB
759	China	Rizhao, SD	673,000	89	230	7,562	2,920	GJB
382	China	Ruian (Wenzhou), ZJ	1,372,000	58	149	23,655	9,133	GJB
959	China	Sanmenxia, HEN-SAX	558,000	61	159	9,148	3,532	GJB
939	China	Sanya, HA	565,000	59	153	9,576	3,697	CJB
6	China	Shanghai, SHG-JS-ZJ	22,120,000	1,571	4,068	14,080	5,436	LJB
893	China	Shangqiu, HEN	594,000	73	188	8,137	3,142	GJB
213	China	Shantou, GD	2,408,000	142	368	16,958	6,547	GJB
885	China	Shaoguan, GD	595,000	72	186	8,264	3,191	CJB
286	China	Shaoxing, ZJ	1,837,000	211	546	8,706	3,361	GJB
673	China	Shaoyang, HUN	745,000	50	130	14,900	5,753	CJB
56	China	Shenyang-Fushun, LN	7,105,000	585	1,515	12,145	4,689	GJB
791	China	Shenzgezhen, JS-ZJ	650,000	70	181	9,286	3,585	CJB
18	China	Shenzhen, GD	15,929,000	696	1,803	22,886	8,836	GJB
134	China	Shijiazhuang, HEB	3,706,000	252	653	14,706	5,678	GJB
622	China	Shiyan, HUB	804,000	75	195	10,720	4,139	GJB
658	China	Shizuishan, NX	760,000	90	233	8,444	3,260	CJB
915	China	Shougang (Weifang), SD	580,000	40	104	14,500	5,598	CJB
999	China	Shuangyashan, HL	535,000	54	140	9,907	3,825	CJB
804	China	Siping, JL	640,000	41	106	15,610	6,027	CJB
885	China	Songyuan, JL	595,000	64	166	9,297	3,590	CJB
844	China	Suining, SC	620,000	63	163	9,841	3,800	CJB
751	China	Suizhou, HUB	675,000	39	101	17,308	6,683	CJB
835	China	Suqian, JS	626,000	95	247	6,589	2,544	GJB
773	China	Suzhou, AN	664,000	63	163	10,540	4,069	GJB
90	China	Suzhou, JS	4,979,000	535	1,387	9,307	3,593	GJB
570	China	Taian, SD	883,000	104	270	8,490	3,278	GJB
791	China	Taixing (Taizhou), JS	650,000	34	88	19,118	7,381	CJB
116	China	Taiyuan, SAX	4,054,000	225	582	18,018	6,957	GJB
788	China	Taizhou, JS	653,000	88	227	7,420	2,865	GJB
363	China	Taizhou, ZJ	1,429,000	100	260	14,290	5,517	GJB
319	China	Tangshan, HEB	1,624,000	142	369	11,437	4,416	GJB
503	China	Tengzhou (Zaozhuang), SD	1,030,000	44	114	23,409	9,038	CJB
36	China	Tianjin, TJ	10,800,000	1,086	2,813	9,945	3,840	GJB
738	China	Tianmen, HUB	690,000	19	49	36,316	14,022	CJB
988	China	Tieling, LN	540,000	70	181	7,714	2,978	CJB
1023	China	Tonghua, JL	520,000	27	70	19,259	7,436	CJB
789	China	Tongliao, NM	651,000	75	193	8,680	3,351	GJB
960	China	Tongling, AH	555,000	63	163	8,810	3,402	CJB
164	China	Urumqi, XJ	3,182,000	236	613	13,483	5,206	GJB
930	China	Wafangdian (Dalian), LN	570,000	55	142	10,364	4,002	CJB
804	China	Wanzhou, CQ	640,000	31	80	20,645	7,971	GJB
367	China	Weifang, SD	1,413,000	154	398	9,175	3,542	GJB
643	China	Weihai, SD	779,000	66	170	11,803	4,557	GJB
639	China	Weinan, SAA	780,000	38	98	20,526	7,925	CJB
873	China	Wenling (Taizhou), ZJ	609,000	45	115	13,533	5,225	GJB
143	China	Wenzhou, ZJ	3,573,000	186	483	19,210	7,417	GJB
815	China	Wuhai, NM	635,000	80	207	7,938	3,065	CJB
43	China	Wuhan, HUB	8,962,000	636	1,646	14,091	5,441	GJB
448	China	Wuhu, AH	1,161,000	62	160	18,726	7,230	GJB
137	China	Wuxi, JS	3,642,000	329	852	11,070	4,274	GJB
95	China	Xiamen, FJ	4,773,000	276	715	17,293	6,677	GJB
64	China	Xi'an, SAA	6,680,000	422	1,094	15,829	6,112	GJB
514	China	Xiangtan, HUN	996,000	87	226	11,448	4,420	GJB
633	China	Xiangyang, HUB	790,000	52	134	15,192	5,866	GJB
853	China	Xiantao, HUB	615,000	35	91	17,571	6,784	CJB
634	China	Xingtai, HEB	789,000	45	117	17,533	6,769	GJB
343	China	Xining, QH	1,508,000	117	303	12,889	4,976	GJB
815	China	Xinyang, HEN	635,000	29	75	21,897	8,454	CJB
920	China	Xinyu, JX	575,000	51	132	11,275	4,353	GJB

732	China	Xuchang, HEN	695,000	26	67	26,731	10,321	C B
314	China	Xuzhou, JS	1,676,000	153	396	10,954	4,229	G B
666	China	Yancheng, JS	751,000	81	209	9,272	3,580	G B
652	China	Yangjiang, GD	765,000	70	181	10,929	4,220	C B
852	China	Yangquan, SAX	617,000	59	153	10,458	4,038	G B
437	China	Yangzhou, JS	1,186,000	135	350	8,785	3,392	G B
825	China	Yanshi (Louyang), HEN	630,000	26	67	24,231	9,356	C B
304	China	Yantai, SD	1,719,000	225	584	7,640	2,950	G B
844	China	Yibin, SC	620,000	31	80	20,000	7,722	C B
554	China	Yichang, HUB	919,000	53	137	17,340	6,695	G B
1006	China	Yichun, JX	534,000	47	121	11,362	4,387	G B
293	China	Yinchuan, NX	1,791,000	193	500	9,280	3,583	G B
513	China	Yingkou, LN	997,000	159	413	6,270	2,421	G B
330	China	Yiwu (Jinhua), ZJ	1,573,000	136	353	11,566	4,466	G B
661	China	Yixing (Wuxi), JS	755,000	45	117	16,778	6,478	C B
815	China	Yiyang, HUN	635,000	20	52	31,750	12,259	C B
732	China	Yongkang (Jinhua), ZJ	695,000	86	223	8,081	3,120	C B
624	China	Yueyang, HUN	800,000	80	208	10,000	3,861	G B
673	China	Yulin, GX	745,000	45	117	16,556	6,392	C B
688	China	Yuyao (Ningbo), ZJ	735,000	47	122	15,638	6,038	L B
211	China	Zhangjiaggang (Suzhou), JS	2,420,000	318	824	7,610	2,938	G B
687	China	Zhangjiakou, HEB	738,000	67	174	11,015	4,253	G B
1008	China	Zhangqiu (Jinan), SD	530,000	42	109	12,619	4,872	G B
1023	China	Zhangye, GS	520,000	26	67	20,000	7,722	C B
402	China	Zhangzhou, FJ	1,281,000	173	447	7,405	2,859	G B
477	China	Zhanjiang, GD	1,112,000	77	201	14,442	5,576	G B
796	China	Zhaoqing, GD	645,000	45	117	14,333	5,534	C B
62	China	Zhengzhou, HEN	6,765,000	639	1,656	10,587	4,088	G B
525	China	Zhenjiang, JS	968,000	128	331	7,563	2,920	G B
183	China	Zhongshan, GD	2,828,000	305	791	9,272	3,580	G B
781	China	Zhoukou, HEN	655,000	39	101	16,795	6,485	C B
844	China	Zhoushan, ZJ	620,000	50	130	12,400	4,788	L B
1028	China	Zhuanghe (Dalian), LN	515,000	50	130	10,300	3,977	C B
1046	China	Zhucheng (Weifang), SD	505,000	88	228	5,739	2,216	G B
336	China	Zhuhai, GD	1,552,000	134	347	11,582	4,472	G B
1014	China	Zhuji (Shaoxing), ZJ	525,000	52	135	10,096	3,898	L B
966	China	Zhumadian, HEN	550,000	53	137	10,377	4,007	C B
467	China	Zhuzhou, HUN	1,127,000	86	223	13,105	5,060	G B
207	China	Zibo, SD	2,466,000	320	829	7,706	2,975	G B
1051	China	Zoucheng (Jining), SD	500,000	40	104	12,500	4,826	C B
635	China	Zouping (Binzhou), SD	785,000	93	241	8,441	3,259	C B
53	China: Hong Kong SAR	Hong Kong	7,347,000	112	291	65,598	25,327	C B
732	China: Macau SAR	Macau	695,000	10	26	64,300	24,826	A B
988	China: Taiwan	Hsinchu	540,000	45	117	12,000	4,633	C B
223	China: Taiwan	Kaohsiung	2,301,000	145	375	15,869	6,127	G B
216	China: Taiwan	Taichung	2,395,000	140	363	17,107	6,605	G B
469	China: Taiwan	Tainan	1,124,000	100	259	11,240	4,340	G B
44	China: Taiwan	Taipei	8,918,000	415	1,076	21,489	8,297	G B
257	Colombia	Barranquilla	2,040,000	68	177	30,000	11,583	G B
40	Colombia	Bogota	9,464,000	225	584	42,062	16,240	G B
532	Colombia	Bucaramanga	958,000	27	70	35,481	13,699	G B
204	Colombia	Cali	2,499,000	71	183	35,197	13,590	G B
563	Colombia	Cartagena	903,000	36	94	25,083	9,685	G B
620	Colombia	Cucuta	805,000	46	119	17,500	6,757	C B
976	Colombia	Ibague	545,000	13	34	41,923	16,186	C B
131	Colombia	Medellín	3,720,000	93	241	40,000	15,444	C B
939	Colombia	Pereira	565,000	17	44	33,235	12,832	C B
285	Congo	Brazzaville	1,850,000	92	238	20,109	7,764	G B
465	Congo	Pointe Noire	1,131,000	77	200	14,688	5,671	D B
565	Congo (Dem. Rep.)	Bukavu	898,000	17	43	52,824	20,395	G B
574	Congo (Dem. Rep.)	Bunia	876,000	23	58	38,087	14,705	G B
628	Congo (Dem. Rep.)	Butembo	799,000	31	81	25,774	9,951	C B
470	Congo (Dem. Rep.)	Goma	1,122,000	37	95	30,324	11,708	G B
434	Congo (Dem. Rep.)	Kananga	1,198,000	28	73	42,786	16,520	G B

1034	Congo (Dem. Rep.)	Kikwit	510,000	20	52	25,500	9,846	DJB
27	Congo (Dem. Rep.)	Kinshasa	13,528,000	183	473	73,923	28,542	CJB
421	Congo (Dem. Rep.)	Kisangani	1,219,000	31	82	39,323	15,183	DJB
988	Congo (Dem. Rep.)	Kolwezi	540,000	34	88	15,882	6,132	DJB
903	Congo (Dem. Rep.)	Likasi	585,000	25	65	23,400	9,035	DJB
182	Congo (Dem. Rep.)	Lubumbashi	2,833,000	139	360	20,381	7,869	GJB
127	Congo (Dem. Rep.)	Mbuji-Mayi	3,794,000	53	137	71,585	27,639	GJB
562	Congo (Dem. Rep.)	Tshikapa	904,000	13	34	69,538	26,849	DJB
269	Costa Rica	San Jose	1,945,000	162	420	12,006	4,636	GJB
91	Cote d'Ivoire	Abidjan	4,965,000	145	376	34,241	13,220	GJB
740	Cote d'Ivoire	Bouake	685,000	38	98	18,026	6,960	WJB
727	Croatia	Zagreb	700,000	72	186	9,722	3,754	CJB
324	Cuba	Havana	1,610,000	123	319	13,089	5,054	GJB
449	Czech Republic	Prague	1,158,000	119	308	9,731	3,757	GJB
394	Denmark	Copenhagen	1,321,000	220	570	5,664	2,187	AJA
930	Djibouti	Djibouti	570,000	18	47	31,667	12,227	DJB
751	Dominican Republic	Santiago	675,000	40	104	16,875	6,515	CJB
115	Dominican Republic	Santo Domingo	4,097,000	166	429	24,681	9,529	GJB
178	Ecuador	Guayaquil	2,921,000	119	308	24,546	9,477	GJB
195	Ecuador	Quito	2,672,000	207	535	12,908	4,984	GJB
988	Egypt	Al Mahallah al Kubra	540,000	14	36	38,571	14,892	CJB
976	Egypt	Al Mansurah	545,000	16	41	34,063	13,152	DJB
108	Egypt	Alexandria	4,318,000	113	292	38,212	14,754	GJB
13	Egypt	Cairo	19,372,000	776	2,010	24,964	9,639	GJB
710	Egypt	Port Said	715,000	16	41	44,688	17,254	DJB
815	Egypt	Suez	635,000	33	85	19,242	7,429	DJB
1046	Egypt	Tanta	505,000	9	23	56,111	21,664	CJB
346	El Salvador	San Salvador	1,502,000	79	204	19,013	7,341	GJB
644	Eritrea	Asmara	776,000	25	65	31,040	11,985	GJB
85	Ethiopia	Addis Ababa	5,320,000	229	593	23,231	8,969	GJB
401	Finland	Helsinki	1,282,000	199	516	6,181	2,386	AJA
604	France	Bordeaux	823,000	177	457	4,650	1,795	GJB
1015	France	Douai-Lens	510,000	187	484	2,706	1,045	AJA
989	France	Grenoble	530,000	198	513	2,551	985	AJA
404	France	Lille	1,270,000	204	528	6,225	2,403	GJB
367	France	Lyon	1,413,000	178	462	7,938	3,065	GJB
391	France	Marseille	1,330,000	266	689	5,000	1,931	GJB
933	France	Nantes	562,000	98	254	5,735	2,214	GJB
518	France	Nice	955,000	98	254	9,745	3,763	CJB
34	France	Paris	11,020,000	969	2,509	11,000	4,247	AJA
899	France	Toulon	580,000	295	764	1,902	734	AJA
543	France	Toulouse	944,000	196	507	4,816	1,859	GJB
647	Gabon	Libreville	770,000	73	189	10,548	4,073	DJB
920	Gambia	Banjul	575,000	44	114	13,068	5,046	CJB
425	Georgia	Tblisi	1,207,000	95	247	12,705	4,905	GJB
976	Germany	Aachen	545,000	105	272	5,190	2,004	CJB
121	Germany	Berlin	3,972,000	528	1,368	7,523	2,905	GJB
796	Germany	Bremen	645,000	105	272	6,143	2,372	CJB
251	Germany	Cologne-Bonn	2,085,000	301	779	6,927	2,675	GJB
652	Germany	Dresden	765,000	105	272	7,286	2,813	CJB
74	Germany	Essen-Dusseldorf	6,125,000	1,036	2,684	5,912	2,283	GJB
276	Germany	Frankfurt	1,904,000	255	660	7,467	2,883	GJB
267	Germany	Hamburg	1,976,000	307	794	6,436	2,485	GJB
721	Germany	Hannover	710,000	110	285	6,455	2,492	CJB
1051	Germany	Karlsruhe	500,000	75	194	6,667	2,574	CJB
836	Germany	Leipzig	625,000	95	246	6,579	2,540	CJB
836	Germany	Mannheim	625,000	85	220	7,353	2,839	CJB
272	Germany	Munich	1,928,000	186	482	10,366	4,002	GJB
769	Germany	Nuremberg	665,000	90	233	7,389	2,853	CJB
939	Germany	Saarbrucken	565,000	120	311	4,708	1,818	CJB
398	Germany	Stuttgart	1,301,000	184	476	7,071	2,730	GJB
89	Ghana	Accra	5,138,000	472	1,222	10,886	4,203	GJB
125	Ghana	Kumasi	3,877,000	251	651	15,446	5,964	GJB
863	Ghana	Sekondi Takoradi	610,000	35	91	17,429	6,729	WJB

154	Greece	Athens	3,325,000	225	584	14,778	5,706	G B
592	Greece	Thessaloniki	845,000	87	225	9,713	3,750	C B
177	Guatemala	Guatemala City	2,927,000	158	410	18,525	7,153	G B
192	Guinea	Conakry	2,735,000	158	408	17,310	6,683	G B
781	Guinea-Bissau	Bissau	655,000	30	78	21,833	8,430	W B
175	Haiti	Port-au-Prince	2,941,000	103	267	28,553	11,024	G B
573	Honduras	San Pedro Sula	878,000	62	161	14,161	5,468	G B
457	Honduras	Tegucigalpa	1,149,000	57	149	20,158	7,783	G B
216	Hungary	Budapest	2,395,000	385	998	6,221	2,402	G B
710	India	Agartala, TR	715,000	36	94	19,861	7,668	G B
196	India	Agra, UP	2,656,000	66	172	40,242	15,537	G B
52	India	Ahmadabad, GJ	7,410,000	139	359	53,309	20,583	G B
836	India	Ajmer, RJ	625,000	28	73	19,679	7,598	A B
294	India	Aligarh, UP	1,786,000	38	99	47,000	18,147	G B
170	India	Allahabad, UP	3,065,000	47	121	65,213	25,179	G B
661	India	Amravati, MH	755,000	26	67	24,885	9,608	A B
408	India	Amritsar, PB	1,264,000	59	152	21,424	8,272	G B
333	India	Asansol, WB	1,563,000	26	67	60,115	23,210	G B
305	India	Aurangabad, MH	1,715,000	36	92	47,639	18,393	G B
25	India	Bangalore, KA	13,707,000	465	1,205	29,477	11,381	G B
322	India	Bareilly, UP	1,614,000	32	84	50,438	19,474	G B
699	India	Belgaum, KA	725,000	28	73	21,786	8,412	A B
724	India	Bhavnagar, GJ	705,000	25	65	24,240	9,359	A B
232	India	Bhopal, MP	2,219,000	70	181	31,700	12,239	G B
476	India	Bhubaneswar, OR	1,116,000	54	140	20,667	7,980	G B
645	India	Bikaner, RJ	775,000	25	65	25,920	10,008	A B
915	India	Bilaspur, CH	580,000	22	57	20,591	7,950	A B
804	India	Bokaro Steel City, JH	640,000	19	49	29,632	11,441	A B
224	India	Chandigarh, CH-HR-PB	2,275,000	100	259	22,750	8,784	G B
31	India	Chennai, TN	11,324,000	405	1,049	27,960	10,795	G B
254	India	Coimbatore, TN	2,067,000	111	288	18,622	7,190	G B
667	India	Cuttack, OR	750,000	20	52	32,950	12,722	A B
1034	India	Davanagere, KT	510,000	16	41	27,188	10,497	A B
403	India	Dehradun, UK	1,272,000	56	146	22,714	8,770	G B
3	India	Delhi, DL-UP-HR	29,617,000	862	2,232	34,358	13,266	G B
470	India	Dhanbad, JH	1,122,000	39	101	28,769	11,108	G B
745	India	Durgapur, WB	680,000	50	130	11,620	4,486	A B
452	India	Durg-Bhilainagar, CH	1,154,000	52	134	22,192	8,568	G B
825	India	Erode, TN	630,000	20	52	26,000	10,039	A B
781	India	Firozabad, UP	655,000	11	28	45,455	17,550	A B
960	India	Gaya, BR	555,000	12	31	39,167	15,122	A B
647	India	Gorakhpur, UP	770,000	21	54	33,000	12,741	A B
775	India	Gulbarga, KA	660,000	15	39	36,000	13,900	A B
618	India	Guntur, AP	807,000	22	57	36,682	14,163	G B
443	India	Guwahati, AS	1,175,000	79	205	14,873	5,742	G B
307	India	Gwalior, MP	1,704,000	39	101	43,692	16,869	G B
751	India	Hubli, KL	675,000	20	52	33,750	13,031	F B
38	India	Hyderabad, TL	9,746,000	492	1,273	19,809	7,648	G B
976	India	Imphal, MN	545,000	25	65	16,560	6,394	A B
158	India	Indore, MP	3,243,000	109	281	29,752	11,487	G B
308	India	Jabalpur, MP	1,696,000	46	120	36,870	14,236	G B
113	India	Jaipur, RJ	4,171,000	198	512	21,066	8,134	G B
479	India	Jalandhar, PB	1,103,000	55	142	20,055	7,743	G B
951	India	Jalgaon, MH	560,000	15	39	30,667	11,841	A B
710	India	Jammu, JK	715,000	27	70	24,148	9,324	A B
775	India	Jamnagar, GJ	660,000	18	47	33,333	12,870	A B
275	India	Jamshedpur, JH	1,910,000	59	152	32,373	12,499	G B
796	India	Jhansi, UP	645,000	16	41	34,375	13,272	A B
313	India	Jodhpur, RJ	1,686,000	90	234	18,733	7,233	G B
1028	India	Kakinada, AP	515,000	24	62	18,417	7,111	A B
328	India	Kannur, KL	1,585,000	222	574	7,140	2,757	G B
126	India	Kanpur, UP	3,811,000	81	209	47,049	18,166	G B
815	India	Kayamkulam, KL	635,000	16	41	26,688	10,304	A B
256	India	Kochi, KL	2,060,000	170	441	12,118	4,679	G B

825	India	Kolhapur, MAH	630,000	24	62	23,417	9,041	A B
14	India	Kolkata, WB	17,560,000	522	1,351	33,640	12,988	G B
501	India	Kollam, KL	1,031,000	79	206	13,051	5,039	G B
435	India	Kota, RJ	1,191,000	50	130	23,820	9,197	G B
261	India	Kozhikode, KL	1,992,000	199	517	10,010	3,865	G B
825	India	Kurnool, AP	630,000	15	39	31,867	12,304	A B
101	India	Lucknow, UP	4,577,000	149	385	30,718	11,860	G B
296	India	Ludhiana, PB	1,770,000	82	214	21,585	8,334	G B
252	India	Madurai, TN	2,080,000	58	151	35,862	13,846	G B
441	India	Malappuram, KL	1,180,000	130	337	9,077	3,505	G B
724	India	Malegaon, MH	705,000	12	31	48,000	18,533	A B
710	India	Mangalore, KA	715,000	60	155	10,333	3,990	A B
920	India	Mathura, UP	575,000	18	47	25,278	9,760	A B
244	India	Meerut, UP	2,134,000	62	160	34,419	13,289	G B
369	India	Moradabad, UP	1,412,000	20	51	70,600	27,259	G B
4	India	Mumbai, MH	23,355,000	364	944	64,162	24,773	G B
745	India	Muzaffarnagar, UP	680,000	11	28	45,000	17,375	A B
340	India	Mysore, KA	1,539,000	57	148	27,000	10,425	G B
167	India	Nagpur, MH	3,134,000	107	276	29,290	11,309	G B
853	India	Nanded Waghala, MH	615,000	17	44	29,412	11,356	A B
273	India	Nashik, MH	1,920,000	52	136	36,923	14,256	G B
688	India	Nellore, AP	735,000	20	52	28,200	10,888	A B
988	India	Panipat, HR	540,000	25	65	17,680	6,826	A B
920	India	Patiala, HR	575,000	35	91	12,714	4,909	A B
173	India	Patna, BR	2,949,000	58	149	50,845	19,631	G B
545	India	Puducherry, PY	942,000	31	81	30,387	11,732	G B
48	India	Pune, MH	7,764,000	251	649	30,932	11,943	G B
342	India	Raipur, CH	1,519,000	55	142	27,618	10,663	G B
976	India	Rajahmundry, AP	545,000	21	54	22,619	8,733	A B
338	India	Rajkot, GJ	1,541,000	39	101	39,513	15,256	G B
299	India	Ranchi, JH	1,754,000	54	141	32,481	12,541	G B
825	India	Raurkela, OR	630,000	33	85	16,758	6,470	A B
409	India	Saharanpur, UP	1,261,000	21	54	60,048	23,185	G B
379	India	Salem, TN	1,378,000	41	105	33,610	12,977	G B
894	India	Sangali, MH	590,000	18	47	28,556	11,025	A B
490	India	Solapur, MH	1,065,000	25	65	42,600	16,448	G B
484	India	Srinagar, JK	1,080,000	67	173	16,119	6,224	G B
79	India	Surat, GJ	5,807,000	92	238	63,120	24,371	G B
242	India	Thiruvananthapuram, KL	2,141,000	121	315	17,694	6,832	G B
988	India	Thoothukkudi, TN	540,000	50	130	8,200	3,166	A B
422	India	Thrissur, KL	1,214,000	152	394	7,987	3,084	G B
473	India	Tiruchirappalli, TN	1,121,000	33	86	33,970	13,116	G B
863	India	Tirunelveli, TN	610,000	29	75	18,276	7,056	A B
804	India	Tirupati, AP	640,000	23	60	20,000	7,722	A B
387	India	Tiruppur, TN	1,344,000	40	103	33,600	12,973	G B
939	India	Udaipur, RJ	565,000	28	73	16,964	6,550	A B
894	India	Ujjain, MP	590,000	16	41	31,250	12,066	A B
240	India	Vadodara, GJ	2,154,000	72	186	29,917	11,551	G B
161	India	Varanasi, UP	3,214,000	67	175	47,970	18,521	G B
939	India	Vellore, TN	565,000	19	49	25,368	9,795	A B
349	India	Vijayawada, AP	1,498,000	35	90	42,800	16,525	G B
248	India	Visakhapatnam, AP	2,094,000	121	313	17,306	6,682	G B
602	India	Warangal, AP	824,000	33	85	24,970	9,641	G B
796	Indonesia	Balikpapan	645,000	48	124	13,438	5,188	C B
518	Indonesia	Bandar Lampung	978,000	41	107	23,854	9,210	G B
57	Indonesia	Bandung	7,065,000	188	487	37,580	14,510	G B
721	Indonesia	Banjarmasin	710,000	25	65	28,400	10,965	C B
385	Indonesia	Batam	1,362,000	94	243	14,489	5,594	G B
507	Indonesia	Cirebon	1,017,000	41	105	24,805	9,577	G B
1014	Indonesia	Cliegon	525,000	47	122	11,170	4,313	C B
377	Indonesia	Denpasar	1,389,000	68	177	20,426	7,886	G B
2	Indonesia	Jakarta	34,540,000	1,367	3,540	25,267	9,756	G B
885	Indonesia	Jambi	595,000	30	78	19,833	7,658	C B
268	Indonesia	Makassar	1,952,000	69	178	28,290	10,923	G B

350	Indonesia	Malang	1,493,000	82	212	18,207	7,030	GJB
139	Indonesia	Medan	3,632,000	185	478	19,632	7,580	GJB
630	Indonesia	Padang	796,000	38	99	20,947	8,088	GJB
281	Indonesia	Palembang	1,889,000	85	221	22,224	8,581	GJB
475	Indonesia	Pekan Baru	1,118,000	92	239	12,152	4,692	GJB
775	Indonesia	Pontianak	660,000	24	62	27,500	10,618	DJB
530	Indonesia	Samarinda	960,000	39	102	24,615	9,504	GJB
261	Indonesia	Semarang	1,992,000	100	259	19,920	7,691	GJB
903	Indonesia	Serang	585,000	25	65	23,400	9,035	CJB
66	Indonesia	Surabaya	6,499,000	352	911	18,463	7,129	GJB
478	Indonesia	Surakarta	1,106,000	80	207	13,825	5,338	GJB
760	Indonesia	Tasikmalaya	671,000	24	62	27,958	10,795	GJB
332	Indonesia	Yogyakarta	1,568,000	89	230	17,618	6,802	GJB
381	Iran	Ahvaz	1,373,000	96	249	14,302	5,522	GJB
966	Iran	Arak	550,000	31	80	17,742	6,850	CJB
939	Iran	Ardabil	565,000	24	62	23,542	9,090	CJB
234	Iran	Esfahan	2,199,000	141	364	15,596	6,022	GJB
894	Iran	Hamadan	590,000	22	57	26,818	10,354	DJB
930	Iran	Kerman	570,000	55	142	10,364	4,002	CJB
480	Iran	Kermanshah	1,089,000	42	109	25,929	10,011	GJB
165	Iran	Mashhad	3,167,000	119	309	26,613	10,275	GJB
486	Iran	Qom	1,074,000	48	125	22,375	8,639	GJB
853	Iran	Rasht	615,000	24	62	25,625	9,894	CJB
361	Iran	Shiraz	1,430,000	100	258	14,300	5,521	GJB
389	Iran	Tabriz	1,333,000	68	176	19,603	7,569	GJB
26	Iran	Tehran	13,633,000	658	1,704	20,719	8,000	GJB
624	Iran	Urmia	800,000	34	88	23,529	9,085	DJB
761	Iran	Yazd	670,000	80	207	8,375	3,234	CJB
853	Iran	Zahedan	615,000	35	91	17,571	6,784	CJB
80	Iraq	Baghdad	5,796,000	268	693	21,627	8,350	GJB
378	Iraq	Basra	1,379,000	38	100	36,289	14,011	GJB
966	Iraq	Hillah	550,000	19	49	28,947	11,176	DJB
658	Iraq	Irbil	760,000	28	72	27,143	10,480	GJB
673	Iraq	Karbala	745,000	23	60	32,391	12,506	DJB
710	Iraq	Kirkuk	715,000	32	83	22,344	8,627	DJB
425	Iraq	Mosul	1,207,000	69	178	17,493	6,754	GJB
463	Iraq	Najaf	1,138,000	34	87	33,471	12,923	GJB
920	Iraq	Nasiriyah	575,000	22	57	26,136	10,091	DJB
874	Iraq	Sulaimaniya	606,000	19	50	31,895	12,315	GJB
397	Ireland	Dublin	1,306,000	178	460	7,337	2,833	GJA
875	Israel	Beer Sheba	605,000	21	54	28,810	11,124	DJB
998	Israel	Haifa	538,000	58	149	9,276	3,581	GJB
356	Israel	Jerusalem	1,466,000	84	219	17,452	6,738	GJB
198	Israel	Tel Aviv	2,654,000	223	577	11,901	4,595	GJB
571	Italy	Bergamo	880,000	100	259	8,800	3,398	DJB
1008	Italy	Bologna	530,000	60	155	8,833	3,410	CJB
699	Italy	Catania	725,000	95	246	7,632	2,947	CJB
597	Italy	Florence	835,000	85	220	9,824	3,793	CJB
863	Italy	Genoa	610,000	30	78	20,333	7,851	CJB
92	Italy	Milan	4,907,000	726	1,881	6,759	2,610	GJB
142	Italy	Naples	3,574,000	398	1,032	8,980	3,467	GJB
844	Italy	Padova	620,000	72	186	8,611	3,325	DJB
699	Italy	Palermo	725,000	68	176	10,662	4,117	CJB
163	Italy	Rome	3,189,000	442	1,145	7,215	2,786	GJB
359	Italy	Turin	1,445,000	147	380	9,830	3,795	GJB
894	Jamaica	Kingston	590,000	40	104	14,750	5,695	DJB
659	Japan	Fuji	755,000	130	337	5,808	2,242	CJB
243	Japan	Fukuoka	2,128,000	195	504	10,913	4,214	GJB
533	Japan	Hamamatsu	955,000	83	215	11,506	4,442	CJB
493	Japan	Hiroshima	1,050,000	90	233	11,667	4,505	GJB
928	Japan	Kagoshima	570,000	46	119	12,391	4,784	CJB
1030	Japan	Kanazawa	510,000	53	137	9,623	3,715	CJB
296	Japan	Kitakyushu	1,760,000	229	593	7,686	2,968	GJB
759	Japan	Kumamoto	670,000	50	130	13,400	5,174	CJB

995	Japan	Matsuyama	535,000	45	117	11,889	4,590	CJB
779	Japan	Mito	655,000	125	324	5,240	2,023	CJB
722	Japan	Nagano	705,000	110	285	6,409	2,475	CJB
41	Japan	Nagoya	9,113,000	1,430	3,704	6,373	2,461	GJB
513	Japan	Naha	995,000	124	321	8,024	3,098	GJB
594	Japan	Niigata	840,000	99	256	8,485	3,276	CJB
749	Japan	Okayama	675,000	75	194	9,000	3,475	CJB
23	Japan	Osaka-Kobe-Kyoto	14,977,000	1,166	3,019	12,845	4,959	GJB
689	Japan	Otsu	730,000	90	233	8,111	3,132	CJB
256	Japan	Sapporo	2,027,000	213	551	9,516	3,674	GJB
479	Japan	Sendai	1,088,000	114	295	9,544	3,685	GJB
759	Japan	Shizuoka	670,000	70	181	9,571	3,695	CJB
1	Japan	Tokyo-Yokohama	37,977,000	3,178	8,230	11,950	4,614	GJB
106	Jordan	Amman	4,425,000	330	856	13,409	5,177	GJB
667	Jordan	Irbid	750,000	80	207	9,375	3,620	CJB
241	Kazakhstan	Almaty	2,144,000	205	530	10,459	4,038	GJB
543	Kazakhstan	Astana	944,000	71	184	13,296	5,134	GJB
1034	Kazakhstan	Karagandy	510,000	113	293	4,513	1,742	DJB
470	Kazakhstan	Shimkent	1,122,000	153	396	7,333	2,831	GJB
440	Kenya	Mombasa	1,183,000	52	136	22,750	8,784	GJB
77	Kenya	Nairobi	6,020,000	329	851	18,298	7,065	GJB
119	Kuwait	Kuwait	4,022,000	280	724	14,364	5,546	GJB
399	Kyrgyzstan	Bishkek	1,297,000	101	261	12,842	4,958	GJB
493	Laos	Vientiane	1,058,000	51	132	20,745	8,010	DJB
875	Latvia	Riga	605,000	100	259	6,050	2,336	DJB
189	Lebanon	Beirut	2,781,000	204	528	13,632	5,263	GJB
331	Liberia	Monrovia	1,571,000	78	203	20,141	7,776	GJB
635	Libya	Banghazi	785,000	90	233	8,722	3,368	DJB
417	Libya	Tripoli	1,226,000	194	503	6,320	2,440	GJB
1028	Lithuania	Vilnius	515,000	85	220	6,059	2,339	DJB
960	Macedonia	Skopje	555,000	35	91	15,857	6,122	CJB
233	Madagascar	Antananarivo	2,202,000	70	182	31,457	12,146	GJB
541	Malawi	Blantyre	948,000	80	208	11,850	4,575	GJB
420	Malawi	Lilongwe	1,220,000	97	250	12,577	4,856	GJB
624	Malaysia	Ipoh	800,000	100	259	8,000	3,089	DJB
264	Malaysia	Johor Bahru	1,981,000	308	799	6,432	2,483	GJB
46	Malaysia	Kuala Lumpur	8,285,000	835	2,162	9,922	3,831	GJB
647	Malaysia	Kuching	770,000	70	181	11,000	4,247	CJB
395	Malaysia	Penang	1,320,000	201	519	6,567	2,536	GJB
844	Malaysia	Seremban	620,000	60	155	10,333	3,990	CJB
138	Mali	Bamako	3,637,000	163	421	22,313	8,615	GJB
380	Mauritania	Nouakchott	1,375,000	67	174	20,522	7,924	GJB
624	Mexico	Acapulco	800,000	46	119	17,391	6,715	CJB
509	Mexico	Aguascalientes	1,011,000	77	200	13,130	5,069	GJB
578	Mexico	Cancun	874,000	77	198	11,351	4,383	GJB
518	Mexico	Chihuahua	978,000	101	261	9,683	3,739	GJB
358	Mexico	Ciudad Juarez	1,448,000	144	374	10,056	3,883	GJB
518	Mexico	Cuernavaca	978,000	101	263	9,683	3,739	GJB
939	Mexico	Culiacan	565,000	68	176	8,309	3,208	CJB
930	Mexico	Durango	570,000	49	127	11,633	4,492	DJB
86	Mexico	Guadalajara	5,253,000	313	810	16,783	6,480	GJB
578	Mexico	Hermosillo	874,000	69	178	12,667	4,891	GJB
289	Mexico	Leon	1,814,000	142	368	12,775	4,932	GJB
459	Mexico	Merida	1,146,000	166	429	6,904	2,666	GJB
556	Mexico	Mexicali	914,000	89	231	10,270	3,965	GJB
9	Mexico	Mexico City	20,996,000	921	2,386	22,797	8,802	GJB
83	Mexico	Monterrey	5,390,000	346	897	15,578	6,015	GJB
589	Mexico	Morelia	850,000	72	185	11,806	4,558	GJB
880	Mexico	Oaxaca	600,000	84	218	7,143	2,758	CJB
215	Mexico	Puebla	2,401,000	172	446	13,959	5,390	GJB
430	Mexico	Queretaro	1,201,000	140	361	8,579	3,312	GJB
791	Mexico	Reynosa	650,000	70	181	9,286	3,585	CJB
609	Mexico	Saltillo	815,000	105	272	7,762	2,997	CJB
438	Mexico	San Luis Potosí	1,185,000	82	212	14,451	5,580	CJB

951	Mexico	Tampico	560,000	85	220	6,588	2,544	CJB
259	Mexico	Tijuana	2,002,000	160	415	12,513	4,831	GJB
300	Mexico	Toluca	1,753,000	167	433	10,497	4,053	GJB
454	Mexico	Torreon	1,151,000	98	254	11,745	4,535	GJB
804	Mexico	Tuxtla Gutierrez	640,000	54	140	11,852	4,576	CJB
599	Mexico	Veracruz	825,000	63	163	13,095	5,056	CJB
863	Mexico	Villahermosa	610,000	44	114	13,864	5,353	CJB
988	Mexico	Xalapa	540,000	29	75	18,621	7,190	CJB
894	Moldova	Chisinau	590,000	76	197	7,763	2,997	CJB
343	Mongolia	Ulaanbaatar	1,508,000	123	317	12,260	4,734	GJB
844	Morocco	Agadir	620,000	45	117	13,778	5,320	CJB
111	Morocco	Casablanca	4,191,000	181	468	23,155	8,940	GJB
433	Morocco	Fez	1,200,000	35	90	34,286	13,238	GJB
564	Morocco	Marrakech	902,000	43	111	20,977	8,099	GJB
727	Morocco	Meknes	700,000	35	91	20,000	7,722	CJB
287	Morocco	Rabat	1,835,000	73	188	25,137	9,705	GJB
489	Morocco	Tanger	1,066,000	37	96	28,811	11,124	GJB
1051	Morocco	Tetouan	500,000	20	52	25,000	9,653	CJB
210	Mozambique	Maputo	2,429,000	161	416	15,087	5,825	GJB
585	Mozambique	Nampula	862,000	25	65	34,480	13,313	GJB
318	Myanmar	Mandalay	1,633,000	51	132	32,020	12,363	GJB
71	Myanmar	Yangon	6,314,000	233	603	27,099	10,463	GJB
123	Nepal	Kathmandu	3,941,000	77	200	51,182	19,761	GJB
462	Netherlands	Amsterdam	1,140,000	122	316	9,344	3,608	GJB
191	Netherlands	Rotterdam-Hague	2,770,000	397	1,028	6,977	2,694	GJB
710	Netherlands	Utrecht	715,000	110	285	6,500	2,510	CJB
389	New Zealand	Auckland	1,333,000	202	524	6,599	2,548	GJB
430	Nicaragua	Managua	1,201,000	87	226	13,805	5,330	GJB
383	Niger	Niamey	1,369,000	52	134	26,327	10,165	GJB
409	Nigeria	Aba	1,261,000	35	91	36,029	13,911	GJB
939	Nigeria	Abeokuta	565,000	24	62	23,542	9,090	WJB
152	Nigeria	Abuja	3,344,000	358	926	9,341	3,607	GJB
761	Nigeria	Akure	670,000	45	117	14,889	5,749	WJB
877	Nigeria	Bauchi	600,000	34	88	17,647	6,814	WJB
278	Nigeria	Benin City	1,897,000	186	483	10,199	3,938	GJB
468	Nigeria	Enugu	1,126,000	79	206	14,253	5,503	GJB
141	Nigeria	Ibadan	3,613,000	182	470	19,852	7,665	GJB
406	Nigeria	Ilorin	1,269,000	98	255	12,949	5,000	GJB
568	Nigeria	Jos	890,000	71	184	12,535	4,840	GJB
282	Nigeria	Kaduna	1,886,000	116	299	16,259	6,278	GJB
103	Nigeria	Kano	4,514,000	126	325	35,825	13,832	GJB
21	Nigeria	Lagos	15,279,000	759	1,965	20,130	7,772	GJB
444	Nigeria	Maiduguri	1,172,000	60	154	19,533	7,542	GJB
310	Nigeria	Nsukka	1,690,000	131	340	12,901	4,981	G W
976	Nigeria	Ogbomoshu	545,000	16	41	34,063	13,152	WJB
72	Nigeria	Onitsha	6,269,000	750	1,942	8,359	3,227	GJB
667	Nigeria	Osogbo	750,000	40	104	18,750	7,239	WJB
863	Nigeria	Owerri	610,000	77	198	7,922	3,059	GJB
221	Nigeria	Port Harcourt	2,359,000	167	434	14,126	5,454	GJB
781	Nigeria	Sokoto	655,000	34	88	19,265	7,438	WJB
485	Nigeria	Uyo	1,074,000	70	181	15,343	5,924	G W
483	Nigeria	Warri	1,085,000	63	164	17,222	6,649	GJB
639	Nigeria	Zaria	780,000	34	88	22,941	8,858	WJB
804	North Korea	Chongjin	640,000	30	78	21,333	8,237	DJB
999	North Korea	Hamhung	535,000	19	49	28,158	10,872	DJB
231	North Korea	Pyongyang	2,228,000	68	176	32,765	12,651	GJB
615	Norway	Oslo	813,000	92	238	8,837	3,412	GJB
427	Oman	Muscat	1,205,000	148	383	8,142	3,144	GJB
130	Pakistan	Faisalabad	3,727,000	121	314	30,802	11,893	GJB
171	Pakistan	Gujranwala	3,038,000	84	217	36,167	13,964	GJB
238	Pakistan	Hyderabad	2,159,000	47	123	45,936	17,736	GJB
24	Pakistan	Karachi	14,835,000	403	1,044	36,811	14,213	GJB
33	Pakistan	Lahore	11,021,000	329	853	33,498	12,934	GJB
976	Pakistan	Larkana	545,000	12	31	45,417	17,536	DJB

209	Pakistan	Multan	2,440,000	87	224	28,046	10,829	GJB
201	Pakistan	Peshawar	2,568,000	91	235	28,220	10,896	GJB
537	Pakistan	Quetta	954,000	77	199	12,390	4,784	GJB
104	Pakistan	Rawalpindi-Islamabad	4,506,000	298	772	15,121	5,838	GJB
639	Pakistan	Sargodha	780,000	20	52	39,000	15,058	DJB
885	Pakistan	Sheikhupura	595,000	22	57	27,045	10,442	DJB
804	Pakistan	Sialkot	640,000	20	52	32,000	12,355	DJB
815	Pakistan	Sukkur	635,000	17	44	37,353	14,422	DJB
710	Palestine	Gaza	715,000	17	44	42,059	16,239	DJB
429	Panama	Panama City	1,202,000	87	226	13,816	5,334	GJB
200	Paraguay	Asuncion	2,597,000	274	708	9,478	3,659	GJB
574	Peru	Arequipa	876,000	76	197	11,526	4,450	GJB
885	Peru	Chiclayo	595,000	20	52	29,750	11,486	CJB
37	Peru	Lima	9,848,000	344	890	28,628	11,053	GJB
572	Peru	Trujillo	879,000	37	96	23,757	9,173	GJB
814	Philippines	Angeles City	636,000	72	186	8,833	3,410	GJB
894	Philippines	Bacolod	590,000	32	83	18,438	7,119	CJB
727	Philippines	Cagayan de Oro	700,000	27	70	25,926	10,010	CJB
224	Philippines	Cebu	2,275,000	79	205	28,797	11,119	GJB
418	Philippines	Davao City	1,222,000	50	129	24,440	9,436	GJB
903	Philippines	General Santos	585,000	37	96	15,811	6,105	CJB
999	Philippines	Iolito City	535,000	35	91	15,286	5,902	CJB
5	Philippines	Manila	23,088,000	723	1,873	31,934	12,330	GJB
639	Philippines	Zamboanga	780,000	21	54	37,143	14,341	CJB
588	Poland	Gdansk	855,000	125	324	6,840	2,641	CJB
302	Poland	Katowice-Gliwice-Tychy	1,726,000	261	675	6,613	2,553	GJB
652	Poland	Krakow	765,000	85	220	9,000	3,475	DJB
761	Poland	Lodz	670,000	70	181	9,571	3,695	DJB
1014	Poland	Poznan	525,000	85	220	6,176	2,385	DJB
271	Poland	Warsaw	1,935,000	211	547	9,171	3,541	GJB
836	Poland	Wroclaw	625,000	48	124	13,021	5,027	CJB
196	Portugal	Lisbon	2,656,000	367	952	7,237	2,794	GJB
393	Portugal	Porto	1,323,000	307	796	4,309	1,664	GJB
288	Qatar	Doha	1,827,000	222	576	8,230	3,178	GJB
283	Romania	Bucharest	1,870,000	159	412	11,761	4,541	GJB
1014	Russia	Astrakhan	525,000	46	119	11,413	4,407	CJB
836	Russia	Barnaul	625,000	43	111	14,535	5,612	CJB
825	Russia	Cheboksary	630,000	111	287	5,676	2,192	CJB
442	Russia	Chelyabinsk	1,176,000	159	412	7,396	2,856	GJB
863	Russia	Irkutsk	610,000	55	142	11,091	4,282	CJB
825	Russia	Izhevsk	630,000	55	142	11,455	4,423	CJB
1023	Russia	Kaliningrad	520,000	92	238	5,652	2,182	CJB
453	Russia	Kazan	1,152,000	173	447	6,659	2,571	GJB
966	Russia	Kemerovo	550,000	41	106	13,415	5,180	CJB
875	Russia	Khabarovsk	605,000	75	194	8,067	3,115	CJB
582	Russia	Krasnodar	869,000	130	337	6,685	2,581	GJB
506	Russia	Krasnoyarsk	1,022,000	186	481	5,495	2,122	GJB
951	Russia	Kursk	560,000	109	282	5,138	1,984	CJB
836	Russia	Lipetsk	625,000	152	394	4,112	1,588	CJB
903	Russia	Makhachkala	585,000	53	137	11,038	4,262	CJB
15	Russia	Moscow	17,125,000	2,274	5,891	7,531	2,908	GJB
1023	Russia	Naberezhnye Tchelny	520,000	50	130	10,400	4,015	CJB
338	Russia	Nizhny Novgorod	1,541,000	331	857	4,656	1,798	GJB
988	Russia	Novokuznetsk	540,000	41	106	13,171	5,085	DJB
317	Russia	Novosibirsk	1,646,000	302	782	5,450	2,104	GJB
466	Russia	Omsk	1,128,000	209	542	5,397	2,084	GJB
966	Russia	Orenburg	550,000	26	67	21,154	8,168	CJB
1034	Russia	Penza	510,000	47	122	10,851	4,190	CJB
496	Russia	Perm	1,040,000	123	320	8,455	3,264	DJB
414	Russia	Rostov	1,241,000	147	381	8,442	3,259	GJB
1014	Russia	Ryazan	525,000	50	130	10,500	4,054	CJB
522	Russia	Samara	976,000	95	247	10,274	3,967	GJB
631	Russia	Saratov	795,000	87	225	9,138	3,528	CJB
87	Russia	St. Petersburg	5,230,000	530	1,372	9,868	3,810	GJB

988	Russia	Stavropol	540,000	89	231	6,067	2,342	CJB
740	Russia	Tolyatti	685,000	56	145	12,232	4,723	CJB
930	Russia	Tomsk	570,000	40	104	14,250	5,502	CJB
710	Russia	Tyumen	715,000	47	122	15,213	5,874	DJB
541	Russia	Ufa	948,000	134	348	7,075	2,732	GJB
863	Russia	Ulyanovsk	610,000	35	91	17,429	6,729	CJB
721	Russia	Vladivostok	710,000	139	360	5,108	1,972	CJB
396	Russia	Volgograd	1,317,000	271	703	4,860	1,876	GJB
546	Russia	Voronezh	935,000	61	158	15,328	5,918	CJB
903	Russia	Yaroslavl	585,000	90	233	6,500	2,510	CJB
384	Russia	Yekaterinburg	1,363,000	244	632	5,586	2,157	GJB
532	Rwanda	Kigali	958,000	44	113	21,773	8,407	GJB
202	Saudi Arabia	Ad-Dammam	2,546,000	485	1,257	5,249	2,027	GJB
804	Saudi Arabia	Buraydah	640,000	80	207	8,000	3,089	DJB
620	Saudi Arabia	Hufuf-Mubarraz	805,000	105	272	7,667	2,960	DJB
107	Saudi Arabia	Jiddah	4,366,000	487	1,263	8,965	3,461	GJB
645	Saudi Arabia	Khamis Mushayt	775,000	225	583	3,444	1,330	CJB
290	Saudi Arabia	Mecca	1,813,000	174	450	10,420	4,023	GJB
364	Saudi Arabia	Medina	1,424,000	210	543	6,781	2,618	GJB
59	Saudi Arabia	Riyadh	6,881,000	646	1,672	10,652	4,113	GJB
880	Saudi Arabia	Tabuk	600,000	70	181	8,571	3,309	CJB
609	Saudi Arabia	Taif	815,000	55	142	14,818	5,721	CJB
150	Senegal	Dakar	3,446,000	75	194	45,947	17,740	GJB
631	Senegal	Touba	795,000	51	132	15,588	6,019	GJB
446	Serbia	Belgrade	1,170,000	98	254	11,939	4,610	GJB
400	Sierra Leone	Freetown	1,285,000	71	185	18,099	6,988	GJB
81	Singapore	Singapore	5,745,000	202	523	28,441	10,981	GJB
510	Somalia	Hargeysa	1,003,000	25	65	40,120	15,490	GJB
277	Somalia	Mogadishu	1,899,000	49	127	38,755	14,963	GJB
966	South Africa	Bloemfontein	550,000	68	176	8,088	3,123	DJB
110	South Africa	Cape Town	4,228,000	324	839	13,049	5,038	GJB
160	South Africa	Durban	3,223,000	414	1,074	7,785	3,006	GJB
1034	South Africa	East London	510,000	65	168	7,846	3,029	CJB
39	South Africa	Johannesburg-East Rand	9,505,000	982	2,542	9,679	3,737	GJB
436	South Africa	Port Elizabeth	1,188,000	151	390	7,868	3,038	GJB
133	South Africa	Pretoria	3,709,000	483	1,252	7,679	2,965	GJB
691	South Africa	Vereeniging	730,000	130	337	5,615	2,168	CJB
156	South Korea	Busan	3,286,000	155	402	21,200	8,185	GJB
511	South Korea	Changwon	1,000,000	40	104	25,000	9,653	CJB
930	South Korea	Cheonan	570,000	68	176	8,382	3,236	CJB
775	South Korea	Cheongju	660,000	22	57	30,000	11,583	CJB
227	South Korea	Daegu	2,247,000	97	250	23,165	8,944	GJB
347	South Korea	Daejon	1,501,000	70	180	21,443	8,279	GJB
357	South Korea	Gwangju	1,460,000	71	184	20,563	7,939	GJB
751	South Korea	Jeonju	675,000	33	85	20,455	7,898	DJB
1008	South Korea	Pohang	530,000	35	91	15,143	5,847	CJB
8	South Korea	Seoul-Incheon	21,794,000	1,069	2,768	20,387	7,871	GJB
558	South Korea	Ulsan	910,000	65	168	14,000	5,405	CJB
976	South Sudan	Juba	545,000	56	145	9,732	3,758	FJB
99	Spain	Barcelona	4,588,000	414	1,072	11,082	4,279	GJB
652	Spain	Bilbao	765,000	50	130	15,300	5,907	CJB
761	Spain	Las Palmas	670,000	80	207	8,375	3,234	CJB
76	Spain	Madrid	6,026,000	527	1,365	11,435	4,415	GJB
704	Spain	Malaga	720,000	52	135	13,846	5,346	CJB
1014	Spain	Murcia	525,000	38	98	13,816	5,334	CJB
951	Spain	Palma	560,000	65	168	8,615	3,326	CJB
988	Spain	Santa Cruz de Tenerife	540,000	42	109	12,857	4,964	CJB
497	Spain	Seville	1,039,000	105	273	9,895	3,820	GJB
373	Spain	Valencia	1,393,000	152	393	9,164	3,538	GJB
688	Spain	Zaragoza	735,000	57	148	12,895	4,979	CJB
151	Sri Lanka	Colombo	3,432,000	270	700	12,711	4,908	GJB
55	Sudan	Khartoum	7,282,000	398	1,031	18,296	7,064	GJB
494	Sudan	Nyala	1,056,000	41	106	25,756	9,944	GJB
853	Sweden	Goteborg	615,000	83	215	7,000	2,703	AJA

360	Sweden	Stockholm	1,436,000	164	424	8,756	3,381	G/A
976	Switzerland	Basel	545,000	77	199	7,078	2,733	C/B
836	Switzerland	Geneva	625,000	70	181	8,929	3,447	C/B
609	Switzerland	Zurich	815,000	95	246	8,579	3,312	C/B
159	Syria	Aleppo	3,224,000	109	282	29,578	11,420	G/B
853	Syria	Al-Hasakah	615,000	16	41	38,438	14,841	D/B
635	Syria	Al-Raqqa	785,000	12	31	65,417	25,258	D/B
220	Syria	Damascus	2,363,000	73	188	32,370	12,498	G/B
824	Syria	Homs	632,000	37	95	17,081	6,595	G/B
375	Tajikistan	Dushanbe	1,390,000	97	251	14,330	5,533	G/B
63	Tanzania	Dar es Salaam	6,698,000	233	604	28,747	11,099	G/B
534	Tanzania	Mwanza	956,000	43	113	22,233	8,584	G/B
683	Tanzania	Zanzibar	741,000	25	65	29,640	11,444	G/B
16	Thailand	Bangkok	17,066,000	1,235	3,199	13,819	5,336	G/B
1034	Thailand	Lampang	510,000	41	106	12,439	4,803	D/B
1051	Thailand	Nakhon Ratchasima	500,000	103	267	4,854	1,874	C/B
375	Thailand	Pattaya-Chon Buri	1,390,000	385	997	3,610	1,394	C/B
885	Thailand	Rayong	595,000	130	337	4,577	1,767	C/B
960	Thailand	Udon Thani	555,000	28	73	19,821	7,653	D/B
203	Togo	Lome	2,536,000	160	416	15,850	6,120	G/B
1014	Trinidad & Tobago	Port of Spain	525,000	110	285	4,773	1,843	F/B
673	Tunisia	Sfax	745,000	77	199	9,675	3,736	D/B
214	Tunisia	Tunis	2,404,000	174	450	13,816	5,334	G/B
709	Turkey	Adana	719,000	62	162	11,597	4,478	G/B
96	Turkey	Ankara	4,725,000	259	672	18,243	7,044	G/B
567	Turkey	Antalya	891,000	70	181	12,729	4,915	G/B
295	Turkey	Bursa	1,779,000	82	212	21,695	8,376	G/B
903	Turkey	Denizli	585,000	40	104	14,625	5,647	D/B
1050	Turkey	Diyarbakir	503,000	24	63	20,958	8,092	G/B
684	Turkey	Eskisehir	740,000	48	124	15,417	5,953	C/B
341	Turkey	Gaziantep	1,535,000	65	169	23,615	9,118	G/B
22	Turkey	Istanbul	15,154,000	531	1,375	28,539	11,019	G/B
185	Turkey	Izmir	2,813,000	116	301	24,250	9,363	G/B
796	Turkey	Izmit	645,000	89	231	7,247	2,798	C/B
527	Turkey	Kayseri	966,000	132	342	7,318	2,825	G/B
527	Turkey	Konya	966,000	132	343	7,318	2,825	G/B
505	Turkey	Mersin	1,024,000	79	204	12,962	5,005	G/B
804	Turkey	Samsun	640,000	38	98	16,842	6,503	C/B
740	Turkey	Urfa	685,000	25	65	27,400	10,579	C/B
447	Turkmenistan	Ashgabat	1,168,000	119	307	9,815	3,790	G/B
93	Uganda	Kampala	4,862,000	298	772	16,315	6,299	G/B
550	Ukraine	Dnipropetrovsk	925,000	310	803	2,984	1,152	C/B
581	Ukraine	Donetsk	870,000	260	673	3,346	1,292	C/B
354	Ukraine	Kharkov	1,486,000	152	395	9,776	3,775	G/B
181	Ukraine	Kiyev	2,851,000	294	762	9,697	3,744	G/B
781	Ukraine	Kriyyvi Rih	655,000	75	194	8,733	3,372	D/B
704	Ukraine	Lviv	720,000	75	194	9,600	3,707	C/B
464	Ukraine	Odessa	1,137,000	143	371	7,951	3,070	G/B
691	Ukraine	Zaporizhzhya	730,000	100	259	7,300	2,819	D/B
404	United Arab Emirates	Abu Dhabi	1,270,000	411	1,064	3,090	1,193	G/B
438	United Arab Emirates	Al Ain	1,185,000	186	483	6,371	2,460	G/B
75	United Arab Emirates	Dubai	6,036,000	582	1,508	10,371	4,004	G/B
815	United Kingdom	Belfast	635,000	62	161	10,242	3,954	D/A
199	United Kingdom	Birmingham	2,605,000	231	599	10,567	4,080	A/A
745	United Kingdom	Bristol	680,000	56	144	11,018	4,254	A/A
1008	United Kingdom	Edinburgh	530,000	46	120	10,435	4,029	A/A
412	United Kingdom	Glasgow	1,259,000	138	357	8,761	3,383	A/A
280	United Kingdom	Leeds-Bradford	1,890,000	188	488	9,457	3,651	A/A
966	United Kingdom	Leicester	550,000	42	109	12,119	4,679	A/A
561	United Kingdom	Liverpool	905,000	77	200	11,221	4,332	A/A
35	United Kingdom	London	10,979,000	671	1,739	14,586	5,632	A/A
194	United Kingdom	Manchester	2,727,000	244	631	10,463	4,040	A/A
609	United Kingdom	Newcastle upon Tyne	815,000	70	181	11,071	4,275	A/A
635	United Kingdom	Nottingham	785,000	68	176	10,735	4,145	A/A

691	United Kingdom	Sheffield	730,000	65	167	10,538	4,069	A/A
551	United Kingdom	Southampton-Portsmouth	924,000	74	192	11,568	4,466	A/A
836	United States	Albany, NY	625,000	296	767	2,010	776	A/A
578	United States	Albuquerque, NM	874,000	254	658	2,917	1,126	A/A
673	United States	Allentown, PA-NJ	745,000	346	896	1,922	742	A/A
84	United States	Atlanta, GA	5,361,000	2,857	7,400	1,639	633	A/A
284	United States	Austin, TX	1,862,000	528	1,367	2,580	996	A/A
791	United States	Bakersfield, CA	650,000	138	357	3,797	1,466	A/A
727	United States	Baton Rouge, LA	700,000	367	951	1,619	625	A/A
599	United States	Birmingham, AL	825,000	530	1,373	1,413	546	A/A
54	United States	Boston-Providence, MA-RI-NH-CT-ME	7,302,000	3,683	9,538	1,882	727	A/A
558	United States	Buffalo, NY	910,000	380	984	2,463	951	A/A
758	United States	Cape Coral, FL	674,000	347	899	1,527	590	A/A
761	United States	Charleston, SC	670,000	293	759	1,870	722	A/A
253	United States	Charlotte, NC-SC	2,075,000	1,193	3,091	1,458	563	A/A
42	United States	Chicago, IL-IN-WI	9,014,000	2,705	7,006	3,336	1,288	A/A
309	United States	Cincinnati, OH-KY-IN	1,693,000	797	2,065	2,039	787	A/A
190	United States	Cleveland, OH	2,774,000	1,379	3,573	2,038	787	A/A
796	United States	Colorado Springs, CO	645,000	188	487	2,973	1,148	A/A
751	United States	Columbia, SC	675,000	380	984	1,447	559	A/A
353	United States	Columbus, OH	1,487,000	518	1,341	2,641	1,020	A/A
61	United States	Dallas-Fort Worth, TX	6,830,000	2,038	5,279	2,776	1,072	A/A
673	United States	Dayton, OH	745,000	351	909	2,063	797	A/A
185	United States	Denver, CO	2,813,000	681	1,765	3,486	1,346	A/A
1014	United States	Des Moines, IA	525,000	201	521	2,239	864	A/A
112	United States	Detroit, MI	4,189,000	1,648	4,269	2,524	975	A/A
594	United States	El Paso, TX-NM	844,000	252	652	3,187	1,231	A/A
673	United States	Fresno, CA	745,000	171	443	3,830	1,479	A/A
885	United States	Grand Rapids, MI	595,000	281	728	2,028	783	A/A
1023	United States	Harrisburg, PA	520,000	260	673	1,708	659	A/A
555	United States	Hartford, CT	918,000	525	1,360	1,762	680	A/A
576	United States	Honolulu, HI	875,000	170	440	4,718	1,822	A/A
69	United States	Houston, TX	6,406,000	1,904	4,930	2,779	1,073	A/A
320	United States	Indianapolis, IN	1,623,000	718	1,860	2,071	800	A/A
415	United States	Jacksonville, FL	1,231,000	608	1,574	1,752	676	A/A
303	United States	Kansas City, MO-KS	1,722,000	728	1,885	2,203	851	A/A
732	United States	Knoxville, TN	695,000	438	1,134	1,276	493	A/A
206	United States	Las Vegas, NV	2,482,000	417	1,080	4,523	1,746	A/A
20	United States	Los Angeles, CA	15,402,000	2,452	6,351	5,982	2,310	A/A
504	United States	Louisville, KY-IN	1,028,000	489	1,266	1,990	768	A/A
604	United States	McAllen, TX	823,000	359	930	2,031	784	A/A
485	United States	Memphis, TN-MS-AR	1,078,000	501	1,298	2,152	831	G/A
73	United States	Miami, FL	6,144,000	1,279	3,313	4,302	1,661	A/A
373	United States	Milwaukee, WI	1,393,000	565	1,463	2,435	940	A/A
179	United States	Minneapolis-St. Paul, MN-WI	2,917,000	1,111	2,878	2,386	921	A/A
703	United States	Murrieta, CA	724,000	163	421	2,712	1,047	A/A
450	United States	Nashville, TN	1,157,000	579	1,501	1,675	647	A/A
529	United States	New Orleans, LA	963,000	268	695	3,358	1,297	A/A
11	United States	New York, NY-NJ-CT	20,870,000	4,669	12,093	4,404	1,700	A/A
518	United States	Oklahoma City, OK	978,000	418	1,084	2,062	796	A/A
616	United States	Omaha, NE-IA	810,000	271	702	2,675	1,033	A/A
222	United States	Orlando, FL	2,325,000	831	2,154	2,247	868	A/A
1046	United States	Palm Bay, FL	505,000	232	601	1,953	754	A/A
82	United States	Philadelphia, PA-NJ-DE-MD	5,684,000	2,096	5,430	2,647	1,022	A/A
98	United States	Phoenix, AZ	4,602,000	1,250	3,236	3,077	1,188	A/A
309	United States	Pittsburgh, PA	1,693,000	922	2,387	1,881	726	A/A
249	United States	Portland, OR-WA	2,091,000	538	1,393	3,439	1,328	A/A
350	United States	Raleigh, NC	1,493,000	706	1,829	1,745	674	A/A
486	United States	Richmond, VA	1,074,000	501	1,298	1,904	735	A/A
673	United States	Rochester, NY	745,000	324	839	2,225	859	A/A
274	United States	Sacramento, CA	1,912,000	476	1,233	3,622	1,398	A/A
212	United States	Salt Lake City, UT	2,412,000	665	1,723	3,083	1,190	A/A
246	United States	San Antonio, TX	2,122,000	601	1,557	2,925	1,129	A/A
162	United States	San Diego, CA	3,200,000	740	1,916	3,996	1,543	A/A

68	United States	San Francisco-San Jose, CA	6,425,000	1,109	2,872	5,313	2,051	A A
710	United States	Sarasota, FL	715,000	327	847	1,966	759	A A
120	United States	Seattle, WA	4,017,000	1,260	3,264	2,707	1,045	A A
775	United States	Springfield, MA-CT	660,000	349	904	1,779	687	A A
227	United States	St. Louis, MO-IL	2,247,000	990	2,565	2,259	872	A A
188	United States	Tampa-St. Petersburg, FL	2,782,000	1,004	2,601	2,432	939	A A
1028	United States	Toledo, OH-MI	515,000	240	622	2,117	817	A A
538	United States	Tucson, AZ	952,000	354	917	2,381	919	A A
684	United States	Tulsa, OK	740,000	336	870	1,949	753	A A
352	United States	Virginia Beach-Norfolk, VA	1,488,000	529	1,371	2,722	1,051	A A
50	United States	Washington-Baltimore, DC-VA-MD	7,518,000	2,124	5,500	3,249	1,254	A A
1028	United States	Wichita, KS	515,000	215	557	2,200	849	A A
343	Uruguay	Montevideo	1,508,000	123	317	12,260	4,734	G B
255	US: Puerto Rico	San Juan	2,061,000	876	2,268	2,353	908	G A
951	Uzbekistan	Namangan	560,000	190	492	2,947	1,138	D B
430	Uzbekistan	Samarkand	1,201,000	196	506	6,128	2,366	G B
148	Uzbekistan	Tashkent	3,492,000	415	1,075	8,414	3,249	G B
652	Venezuela	Barcelona	765,000	49	127	15,612	6,028	C B
459	Venezuela	Barquisimeto	1,146,000	74	193	15,486	5,979	G B
180	Venezuela	Caracas	2,878,000	114	294	25,246	9,747	G B
661	Venezuela	Ciudad Guayana	755,000	95	246	7,947	3,068	D B
208	Venezuela	Maracaibo	2,461,000	156	404	15,776	6,091	G B
461	Venezuela	Maracay	1,142,000	86	221	13,279	5,127	G B
297	Venezuela	Valencia	1,762,000	142	368	12,408	4,791	G B
915	Viet Nam	Can Tho	580,000	25	65	23,200	8,958	F B
361	Viet Nam	Da Nang	1,430,000	166	430	8,614	3,326	G B
320	Viet Nam	Hai Phong	1,623,000	220	569	7,377	2,848	G B
65	Viet Nam	Hanoi	6,576,000	372	963	17,677	6,825	G B
28	Viet Nam	Ho Chi Minh City	13,312,000	632	1,638	21,063	8,132	G B
684	Viet Nam	Hue	740,000	60	155	12,333	4,762	C B
894	Viet Nam	Nha Trang	590,000	60	155	9,833	3,797	C B
584	Viet Nam	Vung Tau	863,000	101	262	8,545	3,299	G B
657	Yemen	Aden	764,000	70	181	10,914	4,214	G B
796	Yemen	Al-Hudaydah	645,000	19	49	33,947	13,107	D B
172	Yemen	Sana	3,032,000	97	251	31,258	12,069	G B
530	Yemen	Ta'izz	960,000	46	119	20,870	8,058	G B
749	Zambia	Kitwe	679,000	72	185	9,431	3,641	G B
173	Zambia	Lusaka	2,949,000	121	313	24,372	9,410	G B
960	Zambia	Ndola	555,000	36	93	15,417	5,953	C B
976	Zimbabwe	Bulawayo	545,000	90	233	6,056	2,338	C B
184	Zimbabwe	Harare	2,817,000	322	833	8,748	3,378	G B

Urban density calculation: Current Year (2020) except where Population Basis ="A" where urban density figure (only) is for latest population year.