



DALLAS WINGS

2017 MEDIA GUIDE

TABLE OF CONTENTS

MEDIA		
Media Information.....	2	
WNBA Media Directory.....	3	
THE ORGANIZATION		
Staff Directory.....	4	
Ownership.....	5-6	
Front Office.....	7-13	
OUR HOME		
College Park Center.....	14	
IN GAME ENTERTAINMENT		
Family Fun Entertainment.....	15	
IN THE COMMUNITY		
Dallas Wings Community Foundation.....	16	
LIGHTNING THE MASCOT.....		16
ABOUT CITY OF ARLINGTON.....		17
DALLAS WINGS COACHING STAFF.....		18-21
THE DALLAS WINGS		
Team Roster.....	22-23	
Courtney Paris.....	24-26	
Skylar Diggins.....	27-29	
Kayla Thornton.....	30	
Evelyn Akhator.....	31	
Kayla Davis.....	32	
Saniya Chong.....	33	
Karima Christmas.....	34-36	
Allisha Gray.....	37	
Breanna Lewis.....	38	
Aerial Powers.....	39-40	
Glory Johnson.....	41-43	
Theresa Plaisance.....	44-46	
2016 DALLAS WINGS YEAR IN REVIEW		
Season Rewind.....	47-49	
TEAM HISTORY		
Tulsa Shock.....	50-61	
Detroit Shock.....	62-85	
All-Time Coaches.....	86	
All-Time Draft History.....	87	
All-Time WNBA Awards.....	88	
REGULAR SEASON RECORDS		
Career Leaders.....	89-90	
Regular Season Records.....	91-92	
Team Single Season Highs.....	93-94	
Year by Year Leaders.....	95-97	
OPPONENTS		
Atlanta Dream.....	98	
Chicago Sky.....	99	
Connecticut Sun.....	100	
Indiana Fever.....	101	
Los Angeles Sparks.....	102	
Minnesota Lynx.....	103	
New York Liberty.....	104	
Phoenix Mercury.....	105	
San Antonio Stars.....	106	
Seattle Storm.....	107	
Washington Mystics.....	108	

WNBA

League Information.....	109
2016 WNBA In Review.....	110
2016 WNBA Individual Leaders.....	111
2016 WNBA Rookie Leaders.....	112
WNBA Team Leaders.....	113
WNBA League History & Information.....	114-125
All-Time WNBA Award Winners.....	126
All-Time WNBA First Teams.....	127
All-Time WNBA Second Teams.....	128
All-Time WNBA Rookie Teams.....	129
All-Time WNBA Leaders.....	130
2017 Playoff Format.....	131
Playoff History.....	132
2017 WNBA Draft.....	133
WNBA Cares.....	134
2017 Season Schedule.....	135

FRONT OFFICE..... 500 E Border, Suite #250
Arlington, Texas 76010

DALLAS WINGS QUICK FACTS

Conference..... Western
Arena..... College Park Center (7,000)
Colors..... Navy & Volt
TV Broadcast..... FSSW

FAN INFORMATION

Ticket Information..... (817)469-9464
Website..... dallaswingsbasketball.com
Facebook..... facebook.com/dallaswingsbasketball
Twitter..... @dwingshoops
Instagram..... @dallaswingsbasketball

TEAM HISTORY

Franchise Evolution..... Dallas Wings (2016 - present)
..... Tulsa Shock (2010-2015)
..... Detroit Shock (1998-2009)
Franchise Record..... 215-257 (.455)
Franchise Playoffs Record..... (through 2015....10-6 (.625)
WNBA Titles..... 3 (2003, 2006 and 2008)
2016 Record..... 11-23, 5th West, 11th overall

2016 RECAP

Record..... 11-23
vs. Western Conference..... 8-8
vs. Eastern Conference..... 3-15
Home..... 6-11
Road..... 5-12
Overtime..... 2-2
Finish..... 5th West, 11th Overall

CREDITS

Editors..... Bianca Gamez
Design, Layout and Production..... Todd Milligan
Photography..... Getty Images, Sean Berry Photography

All WNBA and team insignia depicted in this production are the property of WNBA Properties, Inc. and the respective teams of the WNBA and may not be reproduced for commercial purposes without the prior written consent of WNBA Properties, Inc.

The information contained in this publication was compiled by the Dallas Wings and is provided as a courtesy to our fans and the press and may be used only for personal or editorial purposes. Any commercial use of this information is prohibited without the prior written consent of the Dallas Wings.

© 2017 Dallas Wings

MEDIA INFORMATION

CREDENTIALS

Seating at College Park Center press tables is restricted to accredited working media representatives. Non-working media will be seated in reserved seat areas when seats are available. Single-game credentials must be requested no later than noon, 48 hours before all home games (Friday noon for Sunday games). You may request credentials by emailing Bianca Gamez at bgamez@dallaswings.com or calling the Dallas Wings Public Relations Department at 817.900.3440. Credentials are good for admittance to College Park Center and home and visiting locker rooms. Pre-arranged credentials may be picked up before the game at the media entrance, Gate 3.

AUTOGRAPHS

SEEKING AUTOGRAPHS OR SOUVENIR ITEMS FROM PLAYERS OR COACHES IS STRICTLY PROHIBITED AND SUBJECT TO FORFEITURE OF CREDENTIAL.

MEDIA ENTRANCE

The media entrance is located at Gate 3 on the north side of College Park Center across from the parking garage. Only media members who hold Dallas Wings or WNBA media credentials will be admitted through this entrance.

MEDIA ROOM

Located on the Event Level of College Park Center on the west side, it is accessible by elevator or stairs near the UTA Athletic Offices. The media room is limited to members of the media with valid Dallas Wings or WNBA media credentials. Credentials must be seen at all times. The professional intent of the room is to provide a meeting and working place for the media and game personnel. Any abuse of the media room and/or media privileges will result in forfeiture of your credential.

SERVICES

Complete statistics, along with pregame notes, lineups, information regarding injuries and other pertinent facts, will be furnished by the Dallas Wings Basketball Communications Department. Play-by-play and halftime boxscores will be delivered directly to the press table. Final boxscores, play-by-play, postgame quotes and notes will be available following the game in the media room. Complimentary wireless internet access is available in the media room and the seating bowl.

PRESS ROW

Your cooperation is asked in maintaining a professional working atmosphere at press row. Smoking is not allowed at College Park Center.

WNBA MEDIA ACCESS POLICES

SHOOTAROUNDS // Shootarounds will be closed to media. All players and coaches will be available for a 15-minute period in a designated area. For home games, with a 7:00 p.m. tip-off, the Wings will conduct shootaround at 10:00 a.m. at College Park Center and will begin the 15-minute media access period inside the Wings locker room area, following shootaround at 11:00 a.m. For road games, media need to contact the Wings Basketball Communications office, to verify shootaround times and media access periods. If the team does not have a shootaround, it is not required to have a media "shootaround" interview session.

PRE-GAME // The WNBA will retain the policy of a 30-minute open locker room beginning 90 minutes before the game and ending 60 minutes before the game. All coaches must make themselves available for a minimum of 15 minutes within the 30-minute window.

POST-GAME // No later than 10 minutes following the game, all coaches must make themselves available to the media. Following a five-minute window for coaches, all locker rooms will be open to the media. Cell phone use is prohibited while in team locker rooms.

PRACTICE MEDIA ACCESS

The last 30 minutes of each practice will be open to the media, unless otherwise posted by the Dallas Wings Basketball Communications Office. Media planning to attend practice should confirm that morning that practice times have not changed or that practice has not been canceled. All interviews will be conducted after practice concludes.

PHOTOGRAPHERS

Limited space is available for still photographers and videographers along each baseline, with exact locations to be determined on game day. All cameras are required to have rubber lens shades. Absolutely no tripods allowed. Use of flash is prohibited. Photographers cannot take pictures from, or block the escape lanes next to the baskets. No food or drink is allowed on the floor. Photographers are not allowed on court during the game. Photographers must stay in their designated areas and are asked to be considerate of fans directly in their viewing area.

GAME NOTES & STATISTICS

Pre-game game notes, media guides, statistics, rosters, starting lineups and play-by-play sheets will be available in the media room prior to each game. Game statistics will be distributed to the working media twice during each half, as well as halftime and postgame. Postgame quotes and notes are distributed via email as quickly as possible following each game.

WIRELESS INTERNET

Wireless internet is available in the media room and on the event level on court. Wireless login information will be provided by the Wings Public Relations Department prior to game day.

PARKING & DIRECTIONS

The Dallas Wings will provide a number of parking spaces for all media members attending. Parking will be located in the Park South Parking Garage at College Park Center. To request a parking pass please contact the Dallas Wings Basketball Communications Department.

COMMUNICATIONS DEPARTMENT

BIANCA GAMEZ // Basketball Communications Director
 E: bgamez@dallaswings.com
 O: 817.900.3440
 C: 817.437.2929

VELEISA BURRELL // Corporate Communications Director
 E: vburrell@dallaswings.com
 O: 817.900.3174

We look forward to helping you cover the Dallas Wings in 2017!

WNBA MEDIA DIRECTORY



ATLANTA DREAM
 Evan Atkinson
 evan.atkinson@atlantadream.com
 678-954-5594 (office) // 303-908-0439 (cell)



LOS ANGELES SPARKS
 Christy Calvin
 ccalvin@la-sparks.com
 310-600-8953 (office)



SEATTLE STORM
 Kimberly Veale
 kveale@stormbasketball.com
 206-272-2706 (office) // 510-599-9674 (cell)



CHICAGO SKY
 Diana Sweis
 dsweis@chicagosky.net
 312-994-5984 (office) // 708-846-9778 (cell)



MINNESOTA LYNX
 Ashley Carlson
 ashley.carlson@lynxbasketball.com
 612-673-1208 (office) // 651-587-1647 (cell)



WASHINGTON MYSTICS
 Ketsia Colimon
 Kcolimon@monumentalsports.com
 202-292-1936 (office) // 202-369-7620 (cell)



CONNECTICUT SUN
 Bill Tavares
 btavares@connecticutsun.com
 860-862-4073 (office) // 860-961-0240 (cell)

Kara Hille
 kara.hille@lynxbasketball.com
 612-673-8413 (office) // 763-439-6523 (cell)



NEW YORK LIBERTY
 Vincent Novicki
 vincent.vovicki@msg.com
 212-465-5962 (office) // 908-902-1621 (cell)



WNBA COMMUNICATIONS
 Dina Skokos
 dskokos@nba.com
 212.407.8840(office) // 201.682.9443 (cell)

Jen Hildebrand
 jhildebrand@connecticutsun.com
 860-862-4087 (office) // 860-961-2245 (cell)

Ron Howard
 rhoward@nba.com
 212.407.8641 (office) // 201.293.1068 (cell)



DALLAS WINGS
 Bianca Gamez
 bgamez@dallaswings.com
 817-900-3440 (office) // 817-437-2929 (cell)



PHOENIX MERCURY
 Bryce Marsee
 bmarsee@suns.com
 602.379.7930 (office) // 765-618-0897 (cell)

Veleisa Burrell
 vburrell@dallaswings.com
 817.900.3174 (office) // 832.606.8003 (cell)

Rebecca Clark
 rclark@phoenixmercury.com
 602-379-7560 (office) // 602-503-2851 (cell)



INDIANA FEVER
 Kevin Messenger
 kmessenger@pacers.com
 317-917-2844 (office) // 317-370-3437 (cell)



SAN ANTONIO STARS
 Rebecca Sweat
 rsweat@attcenter.com
 210-244-5738 (office) // 910-237-5817 (cell)

STAFF DIRECTORY

OWNERSHIP

Owner & Chairman.....	Bill Cameron
Vice Chairman & Managing Partner.....	Chris Christian

ADMINISTRATION

President & CEO	Greg Bibb
Chief Marketing Officer	Nicole A. Smith
Director of Special Projects.....	Donovan Reta

BASKETBALL OPERATIONS

Vice President, Basketball Operations	Ashley Miller
Head Coach	Fred Williams
Assistant Coach	Bridget Pettis
Assistant Coach	Taj McWilliams-Franklin
Director of Player & Franchise Development	Erin Phillips
Head Athletic Trainer	Allison Russell
Manager of Basketball Logistics	Travis Charles
Manager of Basketball Analytics.....	Nick Reick
Strength & Conditioning Coach.....	Danny Wardell
Nutritionist.....	Dr. Stephanie Dean
Team Psychologist.....	Dr. Trent Petrie
Team Psychologist.....	Dr. Erica Force
Physical Medicine and Rehabilitation Physician	Dr. Jit Mookerjee
Orthopedic Surgeon.....	Dr. Richard Rhodes
Orthopedic Surgeon.....	Dr. Virgil Medlock
Orthopedic Surgeon.....	Dr. Brody Flanagin

MARKETING & COMMUNICATIONS

Basketball Communications Director.....	Bianca Gamez
Corporate Communications Director.....	Veleisa Burrell
Digital Content Manager.....	Brandon McDowell
Community Relations Manager	Holly Mercier
Community Development Account Manager	Sean Alexander
Game Operations Manager.....	Matt Stamm
Marketing Coordinator	Isaiah Stone

BROADCASTING

Play-by-Play.....	Ron Thulin
Color Analyst.....	Raegan Pebley
Sideline Reporters.....	Jada Butts, Alexa Shaw

PARTNERSHIPS

Vice President, Corporate Partnerships.....	Eric Williamson
---	-----------------

TICKET ADMINISTRATION

Vice President, Ticket Services.....	Robert Miller
Director, Ticket Services	Taylor Segner
Director, Ticket Operations.....	Joseph Denny
Senior Account Executive.....	RJ Guse
Account Executive, Membership Sales	Keirstin Williams, Gustavo Bermudez
Account Executive, Group Sales	Bryanna Sims, Caleb Veteto, Corderius Seay
Account Executive, Fan Relations.....	Jessica McQueen, McKenna Moffett

BILL CAMERON

MAJORITY OWNER & CHAIRMAN

William “Bill” Cameron currently serves as Chairman of the Board and Chief Executive Officer of American Fidelity Assurance Company (AFA), a private, family-owned life and health insurance company that provides voluntary supplemental health insurance products and tax deferred annuities. He is also Chairman of the Board of First Fidelity Bank, N.A., and a director of Insurica Insurance Management Network.

In October 2009, Cameron purchased the Detroit Shock and relocated the team to Tulsa after the franchise took home its third championship. In 2015, after six seasons in Tulsa, Cameron moved the team to the Dallas-Fort Worth region and renamed the team the Dallas Wings. The Dallas Wings currently play home games at the University of Texas at Arlington’s College Park Center.



Cameron is also part owner and serves on the board of the Oklahoma City Thunder. He is an advocate of women’s basketball and a supporter of University of Oklahoma women’s basketball and the team’s head coach Sherri Coale. Cameron also serves on the board of the San Antonio Talons arena football team.

Cameron received his bachelor’s degree in history from Dartmouth College in Hanover, NH. He has three daughters.

Active in several community and civic organizations, Cameron serves as past chairman of the Oklahoma City Public Schools Foundation. He currently serves on the board and executive committee of the Amazon Conservation Team, in Arlington, VA, and gives his time as a board member for the Oklahoma State Chamber of Commerce, the Oklahoma City Museum of Art, the State Fair of Oklahoma, the Oklahoma Medical Research Foundation and the Westminster School. In addition, he is also a past regional chair and international board member of the Young Presidents’ Organization, and is active in the U.S. Life & Health Insurance industry’s trade associations through his service as a director and a member of the executive committee of America’s Health Insurance Plans and a former board member for American Council of Life Insurers.

He also has business interest in the Dallas-Fort Worth area and is excited about the potential of the WNBA in this market.

OWNERSHIP

CHRIS CHRISTIAN

VICE CHAIRMAN & MANAGING PARTNER



Chris Christian is vice chairman and managing partner for the Dallas Wings. Christian became a team owner in 2009, and played a key role in bringing a WNBA professional basketball team to the Dallas-Fort Worth area in 2015.

Over 30 years in the music industry, Christian has received nine Grammy Award nominations as a music producer and publisher with four wins. He has also been nominated for seven Gospel Music Association Dove Awards as an artist, music producer, publisher and songwriter, resulting in five Dove awards. Christian is also responsible for starting the career of Amy Grant, and has produced over 100 albums that have sold more than 10 million copies.

Christian is the founder and chief executive officer of his own music production and publishing companies: Home Sweet Home Records, YMC Records, and LCS Music Group, Inc. He has also released 16 albums as an artist and wrote songs recorded by Elvis, Olivia Newton-John, Natalie Cole, Amy Grant, BJ Thomas and many more.

In addition to his work in the mainstream music industry, Christian has written jingles for Fortune 500 companies such as Coca-Cola, GMC, Frito-Lay, Chick Fil-A, and McDonald's. He also has worked on special projects like the Dallas Cowboys 1985 and 1986 Christmas albums, the 1989 tribute to Tom Landry titled "The Man Behind The Man" and scored the major motion picture "Dakota." He has also written original songs and scoring for the national children's television show "Gerbert," which won an ACE Award. He has written and produced music for several CBS Sports broadcasts including The Masters Golf Tournament, the Super Bowl, the 1993 Winter Olympics, the U.S. Open Tennis Championship, the NCAA Basketball Tournament and "NFL Today."

His family was one of the founders of the Dallas Covenant school. Christian attended Abilene High School and Abilene Christian University, and continues to live in Dallas, Texas.

ADMINISTRATION

GREG BIBB
PRESIDENT & CEO



Greg Bibb enters his second season with the Dallas Wings, his first while serving as the organization's president and chief executive officer. Bibb, who joined the team in November of 2015 as general manager, leads all business and basketball initiatives for the team.

With an extensive background in sports, Bibb has been the guiding force for the Wings on-court initiatives, solidifying a talented and versatile roster as well as an experienced staff. His emphasis has been on forging roster flexibility through the acquisition of multiple first round draft picks while developing a young and athletic squad that plays an exciting style of basketball.

Bibb was instrumental in constructing a five-player rookie class in the 2017 draft that included three top 10 selections. The presence of all five draft picks on the Wings 2017 opening night roster marked the first time since 2000 that at least five drafted rookies secured spots on a team's regular season roster.

In his first season as general manager, Bibb began to put his stamp on the team by engineering a multi-faceted trade with the Los Angeles Sparks that delivered guard Erin Phillips and a 2017 first round draft pick. The deal also brought the fifth pick in the 2016 WNBA Draft, which resulted in the selection of 2016 WNBA All-Rookie team member Aerial Powers. He then further enhanced the team's 2017 draft position by adding another first round pick in a deal with the New York Liberty.

Bibb's work did not focus exclusively on the draft, as he has signed All-WNBA guard Skylar Diggins-Smith to a multi-year contract extension while also securing WNBA All-Star forward Glory Johnson through the 2018 season. Bibb also brought continuity within the coaching staff by inking Head Coach Fred Williams to a multi-year agreement prior to the 2016 season.

Outside of the Wings organization, Bibb serves as the chief executive officer of Capital Sports Ventures (CSV) and is on the company's board of managers. Prior to launching CSV, Bibb served three years as the executive vice president of business operations for the Washington Wizards and five seasons as the Washington Mystics chief operating officer. His responsibilities with both teams included overseeing numerous business functions for the organization, including marketing, communications, community relations, game operations, new media, video production, analytics and the camps and clinics program.

A 19-year veteran of the sports industry, Bibb joined the Mystics in 2007. Prior to his arrival in Washington, Bibb spent two years as the president of Hantz Group Sports & Entertainment where he was instrumental in the launch of the Detroit Ignition with the Major Indoor Soccer League (MISL). He also served as the executive vice president and general manager of the Philadelphia KiXX soccer team. Prior to joining the KiXX, he was the director of public and media relations with the Major Indoor Soccer League.

A native of Hershey, PA, Bibb was named a member of the Washington Business Journal's 2010 40 Under 40 class. He has served as a board member for various non-profit organizations, including Boys and Girls Clubs of Greater Washington, The Greater Washington Sports Alliance and Most Valuable Kids. Bibb has also spent time as an adjunct professor in the Sports Industry Management program at Georgetown University. He graduated Magna Cum Laude from Marist College. He and his wife Tara have a daughter, Adelyn, and a son, Caden.

ADMINISTRATION

NICOLE SMITH

CHIEF MARKETING OFFICER

As the Chief Marketing Officer of the WNBA's newest franchise, The Dallas Wings, Nicole Smith brings her passion for team building, marketing and sports to the office every day.

Originally from Richmond, CA, Nicole earned a bachelor's degree in Communication Studies from UCLA and a Master of Business Administration from the University of Michigan Stephen M. Ross School of Business. She spent the early years of her career in entertainment marketing, including six years with The Walt Disney Company.

After earning her MBA, she joined the San Diego Padres as director, brand development, where she had oversight of all marketing and branding initiatives.

Following her time at the Padres, Nicole moved to Daytona Beach to drive NASCAR's effort to appeal to a younger and more diverse fan base as director, growth segment marketing. In May 2016, Nicole relocated to Dallas to lead marketing, sponsorship and fan experience for Dallas-Fort Worth's newest home team, The Dallas Wings.

In addition to building the Wings brand in Dallas, Nicole uses her high-profile position to promote diversity in business through various mentoring and speaking opportunities. She has been a featured speaker at events for Brand Innovators, D CEO Magazine, Duke University Fuqua School of Business, ESPN, Girl Scouts of America, Major League Baseball, M&M Mars, National Black MBA Association, University of Michigan and more. She has also been featured in print publications including Sports Business Journal and Michigan Ross Dividend Magazine.

Nicole currently holds a seat on the Michigan Ross Alumni Board of Governors and is a passionate supporter of the Lymphoma and Leukemia Society.



ADMINISTRATION

ERIC WILLIAMSON

VICE PRESIDENT, CORPORATE PARTNERSHIPS



Eric A. Williamson joined the Dallas Wings as the vice president of corporate partnership in August 2016. In this role, Williamson is responsible for generating revenue for the team through the development of new corporate partnership sales.

As a leader and professional who has worked with multiple brands to create partnerships that increase the value of their brands and the loyalty of their customer base for over 25 years, Williamson brings a diverse background to further elevate the Wings brand through the promotion of enjoyable and productive interactions with the Wing's fan base and corporate partners.

Williamson began his career in 1997 as part of the Portland Trailblazers media relations team, working with all forms of media to execute various community engagements and the overall communication plan. In 1998 he joined world renowned media affiliate CNN, where he managed 133 employees in three different cities and a show budget of over \$13 million, the largest in CNN history at the time.

In 2006, Williamson was named assistant athletic director of marketing and event management for Troy University. He later was named the general manager for Troy IMG College. At Troy, he was responsible for all acquisitions, advertising and marketing programs for over \$1 million in corporate partnership accounts. In 2013, Williamson transferred to the University of Texas at San Antonio as the general manager of Learfield Sports and Roadrunner Sports Properties for UTSA, where he was responsible for over \$3 million in corporate partnerships.

Williamson graduated with a Bachelor of Science in sports management with a minor in business from Georgia Southern University and earned a Master of Science in sport management with an emphasis in administration from Troy University. Eric, his wife and his two daughters reside in Fort Worth, TX.

ROBERT MILLER

VICE PRESIDENT, TICKET SALES

Robert L. Miller brings his sales, service and marketing talent to the Dallas Wings as vice president of ticket services, hired in January 2017. As a highly motivated and creative salesperson, Miller's 11 years in the field influenced his proven ability to implement effective policy, enhance productivity and increase efficiency. As the leader of the ticket services team, Miller is responsible for all ticket operations and sales to groups and individuals.

Prior to joining the Dallas Wings, Miller worked with SMI Corporation - Texas Motor Speedway as director of ticket sales, where he created the first ticket sales and service team that focused on season tickets and group sales. He also worked with IMG Learfield, Sunrise Sports and Entertainment and the New Orleans Hornets in various sales roles where he exceeded expectations.

Miller graduated from the University of Southern Mississippi with a bachelor's degree in business management in 2003, and attended Game Face Inc., a sales and consulting academy, in 2005. He resides in Argyle, Texas with his wife and two boys.



BASKETBALL OPERATIONS

MEDIA

THE ORGANIZATION

ARLINGTON

PLAYERS/COACHES

2016 RECAP

HISTORY

RECORDS

OPPONENTS

2017 SCHEDULE

ASHLEY MILLER

VICE PRESIDENT, BASKETBALL OPERATIONS

Ashley Miller serves as vice president of basketball operations after joining the Dallas Wings as senior director of basketball operations in November 2015. In her role, Miller assists the general manager in all aspects of day-to-day team activity including travel and scheduling, budget, scouting, and player personnel.

Miller is no stranger to the WNBA family. Prior to her role with the Wings, she was the director of basketball operations for the Indiana Fever, where she worked for the past 16 seasons. Since the team's inauguration in 2000, she held many capacities within the Pacers/ Fever organization, from ball kid to executive assistant, and was promoted to director of basketball operations for the team in 2015.

During her time with the Fever, she played an instrumental role in the team's success on and off the court in all areas, from helping players adjust to the WNBA and Indianapolis, assisting in contract negotiations, managing a multimillion dollar budget and helped design the championship rings following the Fever's 2012 WNBA championship and coordinating the team's trip to the White House.

In addition to her work in sports, Miller is actively involved in Dress for Success, helping women achieve their goals in life and work, and with the Catch the Stars organization, which empowers youth to achieve their goals. She is a graduate of Purdue University with a Bachelor of science in movement and sports science and minor in Spanish. She resides in Richardson, Texas with her husband Mauri, a corporate attorney, and their son Logan.



TRAVIS CHARLES

BASKETBALL MANAGER



Travis Charles enters his fourth season as basketball manager for the Dallas Wings organization. Charles has played a versatile role for the team's coaching staff by overseeing all logistics and strategy for basketball operations in video, scouting and travel.

Charles brings over five years of experience in playing key roles for WNBA teams. He has extensive experience in scouting by assisting coaching staffs on what is needed to form a championship team.

In 2011, Charles began his career in the WNBA when he joined the Atlanta Dream. While there, he supported the coaching staff and team in basketball operations, scouting and strategizing of scouting reports. He played a pivotal position in helping the Dream coaching staff that took the team to the 2012 WNBA finals.

Charles is originally from Canada, where he graduated from Concordia University with a bachelor's degree in interdisciplinary studies.

BASKETBALL OPERATIONS

ALLISON RUSSELL

HEAD ATHLETIC TRAINER



Allison Russell is currently in her fifth season as head athletic trainer for the Dallas Wings.

Originally from Tulsa, Russell joined the team midway through the 2011 season after serving as a clinical athletic trainer with STI: Physical Therapy and Rehab in Phoenix, Ariz., from 2008-2011.

In March 2014, Russell became a full-time member of the Tulsa Shock staff as head athletic trainer and director of basketball operations after working part-time with the team for the 2011 and 2012 seasons.

After completing her bachelor's program, Russell was offered a graduate assistantship in the Sports Medicine Department at Oral Roberts University (ORU) in the fall of 2004. While at ORU, she began her master's in public school administration. In May 2005, she was hired as the director of sports medicine at ORU where she oversaw the Sports Medicine department and continued to work primarily with women's basketball and women's soccer.

Russell is a graduate of the University of Tulsa, where she earned her bachelor's degree in athletic training. While at Tulsa, she worked with their football, women's soccer, women's basketball, and men's and women's track and field programs.

DANNY WARDELL

STRENGTH & CONDITIONING

Danny Wardell joined the Dallas Wings in 2016 as the strength and conditioning coach. Wardell comes from the University of Texas at Arlington where he worked with the men's and women's basketball teams. Prior to his stints with the Dallas Wings and UTA, Wardell worked with the men's basketball program at Northwestern State University in Natchitoches, Louisiana.

A native of Great Britain, Wardell was as a graduate assistant at Northwestern State University for one year, working primarily with the women's basketball team and assisting with men's basketball and football. The Demons men's basketball team went on to participate in the NCAA tournament after winning the Southland Conference Tournament.

In the summer of 2013, Wardell spent time with the University of Arkansas, where he was the assistant strength & conditioning coach for the Razorbacks men's basketball team. At Arkansas, Wardell worked under David Deets, one of the most well respected basketball strength coaches in the country.

Prior to his move to the USA, Wardell was the head of youth strength & conditioning coach for the Huddersfield Giants Rugby League team, handling duties for both scholarship and academy squads.

Wardell earned a master's degree in health and human performance from Northwestern State University and graduated from the University of Huddersfield with a Bachelor of Science degree in sports coaching with Honors. Wardell is a Certified Strength and Conditioning Specialist (CSCS) from the National Strength and Conditioning Association (NSCA), he also holds the Certification in Applied Functional Science (CAFS) from the Gray Institute, and Sports Performance Certification from United States Weightlifting (USAW). His hometown is Huddersfield, England.



BASKETBALL OPERATIONS

FRANCHISE DEVELOPMENT

After nine years as a WNBA player, Erin Phillips will now take on the role of director of player & franchise development for the Wings.

Phillips, who announced retirement this season, served as the Wings shooting guard and co-captain for the 2016 season. She joined the Wings after a multi-faceted trade between the Wings and Sparks in March 2016. As a player, the two-time WNBA champion saw 229 games played (101 starts), averaging 20.0 minutes played per game and scoring 6.3 points per game for four franchises: the Indiana Fever, Phoenix Mercury, Connecticut Sun and the Dallas Wings. During her stints, she was seen as a leader on and off the court and helped players develop and perfect their skills. Phillips also served as a two-time Olympian for her native Australia, winning a silver medal in the 2008 Beijing games in women’s basketball.



As director of player & franchise development, Phillips will work closely with the Wings basketball operations department in many of capacities. This will include on-court player development, game planning, scouting and draft preparation. Additionally, she will assist the players with off-court development initiatives, serving as a liaison between the roster and staff in areas such as strength and conditioning, nutrition, and sports psychology. She will also serve the organization in a business role, assisting with corporate partnership engagement, ticket sales initiatives, and community involvement.

Phillips was born in Carlton, Victoria in South Australia. She resides in McKinney, TX with her wife Tracy. The couple recently welcomed twins Brooklyn and Blake.

FRONT OFFICE STAFF

ADMINISTRATION



Donovan Reta
Director of Special
Projects

MARKETING



Sean Alexander
Community Development
Account Manager



Veleisa Burrell
Corporate
Communications
Director



Bianca Gamez
Basketball
Communications
Director



Brandon McDowell
Digital Content
Manager



Holly Mercier
Community Relations
Manager



Matt Stamm
Game Operations
Manager



Isaiah Stone
Marketing Manager

SALES



Gustavo Bermudez
Account Executive
Membership Sales



RJ Guse
Senior Account
Executive



Jessica McQueen
Account Executive
Group Sales



McKenna Moffett
Account Executive
Group Sales



Corderius Seay
Account Executive
Group Sales



Taylor Segner
Director, Ticket Sales



Bryanna Sims
Account Executive
Group Sales



Caleb Veteto
Account Executive
Group Sales



Keirstin Williams
Account Executive
Membership Sales

OUR HOME

COLLEGE PARK CENTER




College Park Center, which opened in February of 2012, represents a dream come true for a generation of alumni, faculty, staff, and community members. And for the next generation of students, it offers a vision of great things to come. Located deep in the heart of downtown Arlington, its location was strategically chosen to help lure both the Arlington community and the nearly 33,000 UT Arlington college students to the revitalized downtown area.

College Park Center is home to the WNBA Dallas Wings and the University's men's and women's basketball and volleyball teams, and to numerous high-profile events and entertainment, conferences, and community activities.

As part of its commitment to academic excellence, the University has devoted significant space to an academic support study center with a study hall, computer lab, group study room, and areas for academic advising.

College Park Center is located in downtown Arlington in the College Park District, located to the east of the main UT Arlington campus and spanning more than 20 acres. The Center is surrounded by a wide variety of retail stores and restaurants.

Designed by Dallas, Texas architects, HKS, Inc., College Park Center is expected to meet LEED (Leadership in Energy and Environmental Design) Gold standards, incorporating many energy-efficient features including low-emittance glazed windows, a highly reflective roof that reduces the solar load on the building, and a low-use water system. The building incorporates regional materials and includes native landscaping. The exterior mixes brick and stone exteriors with windows that stretch nearly the full height of the 50-foot building. The building is oriented to allow natural light to flow onto the concourses.



FAMILY FUN ENTERTAINMENT



The Dallas Wings provide an unique in-game experience, catering to a diverse fan base. Our family-friendly environment provides fans with 40 minutes of high-intensity basketball coupled with entertainment for fans of all ages. Whether for a casual night out or experiencing one of our many special theme nights, a Dallas Wings game will be one you won't forget.



The energy starts high with energy-pumping music that keeps players and fans energized. Our enthusiastic in-game talent bring the personality to keep the crowd pumped and engaged from tip-off to the final buzzer. With the addition of a range of interactive games and giveaways, there isn't a boring moment with the Wings!

IN THE COMMUNITY

DALLAS WINGS COMMUNITY FOUNDATION

Dallas Wings Community Foundation is the philanthropic and charitable giving arm of the Dallas Wings. Its mission is to use the power of women's basketball to uplift families and unite communities in the Dallas-Fort Worth area through empowering women and girls; encouraging healthy life choices; and supporting youth basketball. Dallas Wings Community Foundation is the umbrella for all community outreach, including player, coach, and front office appearances; youth basketball clinics; and paid mascot and flight crew appearances.



LIGHTNING THE MASCOT

Lightning, the official mascot of the Dallas Wings, made her grand debut on May 20, 2017. Lightning flies in a lane of her own, with her bright personality and cheerful enthusiasm which inspires fans to get on their feet and rally behind the players from tip-off to the final buzzer.

Lightning has a unique origin. As a Pegasus, she represents Dallas-Fort Worth, where the winged horse flies high above the city. She believes in the strength of North Texas and of the Dallas Wings, encouraging fans to cheer on their team with the upmost support. Lightning brings the electricity to College Park Center that energize the arena. Feel the buzz? It's probably Lightning bringing the charge.



OUR HOME

CITY OF ARLINGTON, TEXAS



Arlington is the new home for the Dallas Wings. It lies as the central principal city from the major metropolitan cities of Dallas and Fort Worth. It is also known as the homes to other sports teams and organizations like the Texas Rangers' Globe Life Park in Arlington, the Dallas Cowboys and the Goodyear Cotton Bowl Classic, at the AT&T Stadium, the International Bowling Campus (which houses the United States Bowling Congress, International Bowling Museum and the International Bowling Hall of Fame). It also hosts theme parks Six Flags Over Texas (the original Six Flags) and Hurricane Harbor.

The city of Arlington is also the home of the University of Texas at Arlington, a doctoral-granting research institution, the Arlington Assembly plant used by General Motors, the Nuclear Regulatory Commission Region IV, Texas Health Resources, and American Mensa.

Arlington was founded in 1876 along the Texas and Pacific Railway. The city was named after General Robert E. Lee's Arlington House in Arlington County, Virginia. Arlington grew as a cotton-ginning and farming center, and incorporated in 1884. The city could boast of water, electricity, natural gas, and telephone services by 1910, along with a public school system. By 1925 the population was estimated at 3,031, and it grew to over 4,000 before World War II.

Large-scale industrialization began in 1954 with the arrival of a General Motors assembly plant. Automotive and aerospace development gave the city one of the nation's greatest population growth rates between 1950 and 1990. Arlington became one of the "boomburbs", the extremely fast-growing suburbs of the post-World War II era. U.S. Census Bureau population figures for the city tell the story: 7,692 (1950), 90,229 (1970), 261,721 (1990), 365,438 (2010)[9] and almost 374,000 by 2011.[6] Tom Vandergriff served as mayor from 1951 to 1977 during this period of explosive development. Six Flags Over Texas opened in Arlington in 1961. In 1972 the Washington Senators baseball team relocated to Arlington and began play as the Texas Rangers and in 2009 the Dallas Cowboys also began to play at the newly constructed Cowboys Stadium, now AT&T Stadium.

Arlington borders Kennedale, Grand Prairie, Mansfield and Fort Worth, and surrounds the smaller communities of Dalworthington Gardens and Pantego.



COACHING STAFF

FRED WILLIAMS

HEAD COACH



Fred Williams is entering his fourth season as head coach of the Dallas Wings. In January of 2014, Williams was named the seventh head coach in franchise history. Williams is the third-longest tenured coach for the organization and is entering his 14th season coaching in the WNBA.

Last season, Williams recorded his 100th victory as a WNBA head coach on September 9, 2016 in San Antonio, when the Wings defeated the Stars 92-84. Williams has a 101- 118 career record, including four seasons at or above a .500 winning percentage. During the Olympic break, Williams was asked to serve as one of the court coaches for the USA National Team in preparation for the 2016 Rio Olympic Games.

In his second season as head coach, Williams led the Shock to its best season in franchise history since moving to Tulsa in 2010. That year, Tulsa made its first playoff appearance after recording an 18-16 record, finishing third in the Western Conference.

A veteran WNBA coach, Williams previously served as head coach and general manager of the Atlanta Dream for two seasons (2012-2013). In his first season, he led the Dream to the playoffs, followed by a WNBA Finals appearance in 2013. Prior to being head coach with the Dream, he served an assistant coach from 2009-2012.

During his time with Atlanta, the team appeared in eleven WNBA playoff games in six years.


A member of the Eastern Conference coaching staff for the 2011 WNBA All-Star game, Williams has been instrumental in the development of several Hall of Famers, including Cynthia Cooper, Pamela McGee, Cheryl Miller, Lisa Leslie and Tina Thompson.

Williams began his coaching career at the University of Southern California, where he served as an assistant coach for the women's basketball program during their back-to-back National Championships in 1983 and 1984. He would then return to USC as head coach from 1995-1997. In his final season, he took the Women of Troy to their 13th NCAA tournament appearance with a 20-9 overall record, where the team went 1-1 in the tournament.

In 1998, Williams started his WNBA stint as an assistant coach with the Utah Starzz (now San Antonio Stars). Following the '98 season, he was named head coach of the Starzz, where he served from 1999-2000 and part of the 2001 season. Overall, he earned a 36-37 (.493) regular season record.

Williams graduated from Boise State University in 1979, where he played two seasons as a guard under head coach Bus Conner, and was named to the All-Big Sky team as a player.

Williams is a native of Inglewood, CA. Off the court, he is an avid musician who produces jazz music under the name "Freddy Bass Williams." He has released two jazz albums titled "Game Time" and "My Gift to You." He and his wife Bo, an Atlanta native and a Who's Who of Atlanta honoree for the past four years, reside in Irving, Texas. They have five children between them.



COACHING STAFF

FRED WILLIAMS

HEAD COACH

FRED WILLIAMS YEAR-BY-YEAR WNBA HEAD COACH

REGULAR SEASON						PLAYOFFS		
	TEAM	W	L	PCT.	FINISH	W	L	PCT.
1999	Utah	13	15	.463	6th in the West	-	-	-
2000	Utah	18	14	.563	5th in the West	-	-	-
2001	Utah	5	8	.384	3rd in the West	-	-	-
2012	Atlanta	7	3	.700	3rd in the East	1	2	.333
2013	Atlanta	17	17	.500	2nd in the East	4	4	.500
2014	Tulsa	12	22	.353	5th in the West	-	-	-
2015	Tulsa	18	16	.529	3rd in the West	0	2	.384
2016	Dallas	11	23	.478	5th in the West	-	-	-

FRED WILLIAMS YEAR-BY-YEAR ASSISTANT COACH

REGULAR SEASON						PLAYOFFS		
	TEAM	W	L	PCT.	FINISH	W	L	PCT.
1998	Utah	8	22	.267	5th in the West	-	-	-
2003	Charlotte	18	16	.529	2nd in the East	0	2	.000
2004	Charlotte	16	18	.471	5th in the East	-	-	-
2009	Atlanta	18	16	.529	2nd in the East	0	2	.000
2010	Atlanta	19	15	.559	4th in the East	2	1	.500
2011	Atlanta	20	14	.588	3rd in the East	2	1	.500
2012	Atlanta	12	12	.500	3rd in the East	-	-	-



COACHING STAFF

BRIDGET PETTIS

ASSISTANT COACH

Bridget Pettis starts her fourth season as assistant coach for the Dallas Wings and her 21st in the league. Known as one of the most dominant guards in her day, Pettis began her career in the WNBA as an inaugural member of the Phoenix Mercury after being selected in the seventh round of the Elite WNBA draft.

In her first two seasons at Phoenix, Pettis set key milestones for the organization with a club record of 154 consecutive games and starting in fifty-six of sixty games. Pettis was part of the Mercury team for five seasons before playing for the Indiana Fever 2002-2003. In 2006 Pettis hung up her basketball shoes and retired as a Phoenix Mercury player. That summer, the team hung a banner on Pettis' behalf to honor her for all the contributions she made for the organization.

In her eight seasons as a WNBA player, Pettis played in 228 games and scored 1,408 points.

Following her stellar career as a player, Pettis began her coaching career where she began her playing career, in Phoenix. As an assistant coach, Pettis won two WNBA Championships (2007 and 2009). She later served as director of basketball operations for the team for two seasons (2010-2011).

In 2013, Pettis served as an assistant coach for the Los Angeles Sparks for one season, before joining the Tulsa Shock coaching staff under Head Coach Fred Williams in 2014.

A graduate of the University of Florida, Pettis played for Coach Carol Ross, where she was named to the 1993 All-Southeastern Conference Team, and helped the Gators to a 19-10 record and earn their first ever NCAA Tournament berth. During her two-year, 53-game career at Florida (1991-93), Pettis recorded 804 points, 247 rebounds, 135 assists and 107 steals. She also held all three-point school records, finished sixth among the all-time career point average leaders (15.2 ppg).



PETTIS AS A WNBA PLAYER

SEASON	TEAM	G	GS	MPG	FG%	3P%	FT%	OREB	DREB	RPG	APG	SPG	BPG	TO	PF	PPG
1997	PHX	28	28	30.1	.333	.306	.898	1.3	2.5	3.8	2.8	1.8	0.4	2.9	2.0	12.6
1998	PHX	30	28	28.3	.377	.285	.865	1.1	2.3	3.4	2.1	1.0	0.3	2.1	2.5	11.3
1999	PHX	32	8	16.9	.304	.224	.617	0.9	0.9	1.8	1.4	0.8	0.1	0.9	1.8	5.7
2000	PHX	32	6	18.2	.357	.267	.803	0.6	1.3	1.9	1.4	1.0	0.1	1.2	1.9	5.9
2001	PHX	32	1	15.5	.333	.317	.821	0.9	0.9	1.9	1.6	0.9	0.1	1.2	1.5	5.4
2002	IND	32	0	11.7	.355	.209	.718	0.5	0.7	1.2	0.5	0.3	0.0	0.8	0.7	3.5
2003	IND	31	0	4.8	.288	.222	.765	0.2	0.5	0.6	0.3	0.1	0.0	0.3	0.5	1.6
2006	IND	11	0	6.1	.263	.125	.500	0.5	0.4	0.8	0.9	0.3	0.0	0.2	1.0	1.3
Career		228	71	17.1	.340	.270	.809	0.8	1.2	2.0	1.4	0.8	0.1	1.3	1.5	6.2

COACHING STAFF

TAJ MCWILLIAMS-FRANKLIN

ASSISTANT COACH



Taj McWilliams-Franklin was named assistant coach for the Dallas Wings in February 2017. McWilliams-Franklin is a former WNBA standout who is known as one of the all-time great post players in league history.

A six-time WNBA All-Star and two-time WNBA champion, McWilliams-Franklin began her WNBA career in 1999 as the third selection for the Orlando Miracle, now known as the Connecticut Sun. She played eight seasons for the organization before enjoying WNBA stints with the Los Angeles Sparks, Washington Mystics, Detroit Shock, New York Liberty and the Minnesota Lynx.

In her 13 seasons in the WNBA, McWilliams-Franklin set the mark. McWilliams-Franklin held the record for WNBA all-time offensive rebounding leader until 2016 and was a key contributor in helping her teams excel on the defensive end of the court as well, averaging 4.4 defensive boards per game, and 6.8 total rebounds.

With two championships under her belt, one with the Detroit Shock and the other with the Minnesota Lynx, McWilliams-Franklin took what she learned as a top WNBA player to the coaching side. She served as an assistant coach for Boston University, the New York Liberty and Rice University, before becoming head coach for Post University for two seasons.

McWilliams-Franklin is a graduate of St. Edward’s University, where she was named NAIA Player of the Year, and selected to the Kodak NAIA All-American team her senior season. A standout with the Hilltoppers, she was also a member of the NAIA All-America second team her junior season and set school records in career scoring (1,837 points), most points scored for a single season (760), highest scoring average (24.5 ppg), and highest field goal percentage (.640).

McWilliams is an Augusta, GA native, and is currently seeking her MBA in marketing at Kaplan University. She and her husband Reginald have three daughters.

MCWILLIAMS-FRANKLIN AS A WNBA PLAYER

SEASON	TEAM	G	GS	MPG	FG%	3P%	FT%	OREB	DREB	RPG	APG	SPG	BPG	TO	PF	PPG
1999	ORL	32	32	32.6	.480	.444	.667	2.5	4.9	7.5	1.6	1.8	1.2	2.5	3.0	13.1
2000	ORL	32	32	34.3	.524	.294	.713	2.8	4.8	7.6	1.7	1.8	1.0	2.6	2.7	13.7
2001	ORL	32	32	33.1	.474	.200	.744	3.6	4.0	7.6	2.2	1.6	1.6	2.5	2.3	12.6
2002	ORL	13	12	29.5	.500	.333	.871	1.6	3.2	4.8	1.0	1.5	1.1	1.7	3.1	8.5
2003	CON	34	34	28.9	.442	.279	.745	2.3	4.4	6.7	1.4	1.3	1.0	1.6	3.0	10.4
2004	CON	34	34	33.3	.477	.000	.602	2.4	4.7	7.2	1.9	1.4	1.3	2.1	2.8	12.1
2005	CON	34	34	31.9	.495	.222	.787	2.3	5.0	7.3	1.9	1.1	0.7	1.7	2.4	13.9
2006	CON	32	32	31.1	.498	.125	.736	3.3	6.3	9.6	2.5	1.1	1.0	2.4	2.3	12.8
2007	LAS	29	27	29.3	.490	.231	.773	2.4	3.5	5.9	1.7	1.2	1.0	1.7	2.6	11.1
2008	WAS	26	26	33.2	.525	.280	.730	2.3	5.1	7.3	1.6	1.7	1.0	2.9	2.4	13.3
2008	DET	7	7	26.4	.422	1.000	.909	2.4	4.3	6.7	1.9	0.4	0.7	1.3	2.6	10.7
2009	DET	34	34	30.4	.491	.200	.750	1.9	4.7	6.6	2.9	1.0	0.5	1.9	2.5	9.8
2010	NYL	34	34	29.2	.511	.261	.826	2.2	3.2	5.4	2.0	1.4	0.9	1.5	3.0	10.6
2011	MIN	34	33	28.4	.444	.222	.770	2.2	3.9	6.0	2.4	1.0	0.7	1.6	2.4	8.3
2012	MIN	33	33	26.6	.519	.400	.750	1.7	3.7	5.4	2.5	1.0	1.4	2.0	2.3	8.4
Career		228	71	17.1	.340	.270	.809	0.8	1.2	2.0	1.4	0.8	0.1	1.3	1.5	6.2

MEET THE 2017 DALLAS WINGS ROSTER



3
COURTNEY PARIS
Center // 6-4
7 years // Oklahoma



13
KARIMA CHRISTMAS-KELLY
Forward // 6-0
6 years // Duke



4
SKYLAR DIGGINS-SMITH
Guard // 5-9
4 years // Notre Dame



15
ALLISHA GRAY
Guard // 6-0
Rookie // South Carolina



6
KAYLA THORNTON
Forward // 6-1
1 year // UT-El Paso



22
BREANNA LEWIS
Center // 6-5
Rookie // Kansas State



9
EVELYN AKHATOR
Forward // 6-3
Rookie // Kentucky



23
AERIAL POWERS
Forward // 6-0
1 year // Michigan State




10
KAELA DAVIS
Guard // 6-2
Rookie // South Carolina



25
GLORY JOHNSON
Forward // 6-3
4 years // Tennessee



12
SANIYA CHONG
Guard // 5-8
Rookie // UCONN



55
THERESA PLAISANCE
Forward // 6-5
3 years // LSU

2017 DALLAS WINGS ROSTER

ALPHABETICAL ROSTER

NO.	PLAYER	POS.	HT.	D.O.B.	COLLEGE	EXP
9	Evelyn Akhator	F	6-3	2/3/1995	Kentucky	R
12	Saniya Chong	G	5-8	6/27/1994	UCONN	R
13	Karima Christmas-Kelly	F	6-0	9/11/1989	Duke	6
10	Kaela Davis	G	6-2	3/15/1995	South Carolina	R
4	Skylar Diggins-Smith	G	5-9	8/2/1990	Notre Dame	4
15	Allisha Gray	G	6-0	1/12/1995	South Carolina	R
25	Glory Johnson	F	6-3	7/27/1990	Tennessee	4
22	Breanna Lewis	C	6-5	6/22/1994	Kansas State	R
3	Courtney Paris	C	6-4	9/21/1987	Oklahoma	7
55	Theresa Plaisance	F	6-5	5/18/1992	LSU	3
23	Aerial Powers	F	6-0	1/17/1994	Michigan State	1
6	Kayla Thornton	F	6-1	10/20/1992	UT-El Paso	1

NUMERICAL ROSTER

NO.	PLAYER	POS.	HT.	D.O.B.	COLLEGE	EXP
3	Courtney Paris	C	6-4	9/21/1987	Oklahoma	7
4	Skylar Diggins-Smith	G	5-9	8/2/1990	Notre Dame	4
6	Kayla Thornton	F	6-1	10/20/1992	UT-El Paso	1
9	Evelyn Akhator	F	6-3	2/3/1995	Kentucky	R
10	Kaela Davis	G	6-2	3/15/1995	South Carolina	R
12	Saniya Chong	G	5-8	6/27/1994	UCONN	R
13	Karima Christmas-Kelly	F	6-0	9/11/1989	Duke	6
15	Allisha Gray	G	6-0	1/12/1995	South Carolina	R
22	Breanna Lewis	C	6-5	6/22/1994	Kansas State	R
23	Aerial Powers	F	6-0	1/17/1994	Michigan State	1
25	Glory Johnson	F	6-3	7/27/1990	Tennessee	4
55	Theresa Plaisance	F	6-5	5/18/1992	LSU	3

GENERAL MANAGER Greg Bibb - Marist College
 HEAD COACH Fred Williams – Boise State
 ASSISTANT COACH Bridget Pettis – Florida
 ASSISTANT COACH Taj McWilliams-Franklin - St. Edwards University
 DIRECTOR OF PLAYER & FRANCHISE DEVELOPMENT Erin Phillips– Australian Institute of Sport
 ATHLETIC TRAINER..... Allison Russell – University of Tulsa
 BASKETBALL MANAGER Travis Charles – Concordia University
 STRENGTH AND CONDITIONING Danny Wardell

#3 CENTER | COURTNEY PARIS

6' 4" | September 21, 1987 | San Jose, California | Oklahoma | 7th Year

PARIS CAREER REGULAR SEASON TOTALS

SEASON	TEAM	G	GS	MPG	FG%	3P%	FT%	OREB	DREB	RPG	APG	SPG	BPG	TO	PF	PPG
2009	SAC	33	6	13.4	51.5	0.0	72.7	1.7	2.4	4.1	0.7	0.3	0.3	0.6	1.5	4.8
2011	ATL	28	0	9.6	51.9	0.0	51.6	1.4	1.8	3.1	0.4	0.2	0.3	0.2	1.6	3.4
2012	ATL	4	0	7.3	50.0	0.0	0.0	0.8	1.3	2.0	0.0	0.5	0.5	0.2	1.3	1.5
2012	TUL	23	0	9.8	54.5	0.0	39.1	1.4	1.9	3.3	0.5	0.3	0.4	0.6	1.1	3.5
2013	TUL	23	2	12.0	46.1	0.0	66.7	1.8	2.3	4.1	0.5	0.3	0.7	0.5	1.6	3.8
2014	TUL	34	34	27.6	57.4	0.0	49.3	4.0	6.2	10.2	1.1	0.8	1.0	1.0	3.4	9.2
2015	TUL	34	34	25.0	48.6	0.0	42.5	3.0	6.3	9.3	1.3	0.3	1.2	1.0	3.1	6.6
2016	DAL	34	32	24.3	54.8	0.0	55.6	2.8	5.2	8.0	1.1	0.4	0.8	0.7	3.3	7.7
Career		213	108	18.1	52.7	0.0	51.6	2.4	3.9	6.3	0.8	0.4	0.7	0.7	2.3	5.8

PARIS CAREER PLAYOFF TOTALS

SEASON	TEAM	G	GS	MPG	FG%	3P%	FT%	OREB	DREB	RPG	APG	SPG	BPG	TO	PF	PPG
2011	ATL	5	0	3.6	50.0	0.0	50.0	0.8	0.2	1.0	0.0	0.4	0.2	0.4	0.6	0.6
2015	TUL	2	2	21.2	45.5	0.0	25.0	3.5	4.0	7.5	1.0	1.0	0.0	1.5	4.0	5.5
Career		7	2	8.6	46.2	0.0	33.3	1.6	1.3	2.9	0.3	0.6	0.1	0.7	1.6	2.0

WNBA AWARDS:

Peak Performer Award - Rebounds (2014, 2015)

MILESTONES

Scored 1000th career point on May 21, 2016

CAREER

2016

Started in 32 games for the Dallas Wings, and appeared in all 34....Averaged 7.7 points per game, and 8.0 rebounds per game... Ranked sixth in the league in rebounds....Seventh in the WNBA in field goal percentage at .548 percent....Led the team in field goal percentage at 54.8 percent (119-for-127)....Recorded the most defensive rebounds for the team, averaging 5.2 per game (177 total)....Led the team in blocks with an overall total of 29.... Held the highest field goal percentage for the Wings at .548 percent, and the second highest average in rebounds with 8.0....Recorded seven double-doubles, with the highest occurring on 6/30 at Phoenix with 12 points and 12 rebounds....Scored a season high of 14 points versus Connecticut on 7/20....Registered a season high of 15 rebounds against San Antonio on 5/21....Led the Wings in rebounding 15 times

2015

Appeared and started in all 34 games for the Tulsa Shock...Set a career-highs with 11 offensive rebounds and 19 total rebounds at San Antonio on June 14... Lead the league in rebounding at 9.3 per game, earning her the WNBA Peak Performer Award for rebounding for the second consecutive season...Tied her career high in blocks with 5 on July 15 at Indiana...Grabbed a career-high 19 total boards for the second time during the season on July 21 against Washington...Recorded a season-high three steals at home against Phoenix on July 30...Set a career-high with 14 defensive rebounds at Phoenix on 8/4...Reached double figures in rebounds in 14 games, including three games of 15 or more boards ...Reached the 1,000 career rebounds mark on August 18

2014

Appeared and started in all 34 games for the Tulsa Shock... Averaged a career-high 9.2 points per game, 10.2 rebounds per game, 1.1 assists per game, 1.1 blocks per game and 27.6 minutes per game... Shot 57.4 from the field, which is the highest field goal percentage in Shock history... Totaled 347 rebounds (136 offensive and 211 defensive)... Reached double figures in rebounds in 18 games, including five games of 15 or more boards... Earned 13 double-doubles... Scored a career-high 22 points on July 17 vs. San Antonio... Grabbed a career-high 16 rebounds twice (June 10 vs. New York and July 25 at Washington)... Finished the season ranked first in the WNBA in rebounds averaging 10.2 per game... Ranked eighth in the WNBA in blocks with 1.1 per game... Finished third



#3 CENTER | COURTNEY PARIS

	2016 Season Highs	Career Highs
PTS	14, (CON-7/20)	22 (SAN 7/17/14)
FG	7 (CON-7/20)	9 (Twice)
FGA	14 (CON-7/20)	15 (Twice)
3PT FG	0	-
3PT FGA	1 (LA-6/28)	1 (Four Times)
OFF REB	10 (Twice)	11 (SAN-6/14/15)
DEF REB	10 (Twice)	14 (PHO-8/4/15)
REB	15 (SA-5/21)	19 (Twice)
ASST	4 (Twice)	4 (Four Times)
STL	2 (WAS-5/18)	5 (ATL- 8/15/14)
BLK	3 (Three Times)	5 (Twice)
MIN	34 (Three Times)	37 (Three Times)

in the WNBA in field goal percentage with 57.4... Named the WNBA Peak Performer for Rebounds... Her 347 rebounds ranks second of most rebounds grabbed in a single-season in Shock history... Ranks first in most offensive rebounds grabbed during a single-season in Shock history with 136... Her average rebounds per game (10.2) ranks fourth in Shock history.

2013

Appeared in 23 games for the Tulsa Shock, starting two... Averaged 3.8 ppg and 4.1 rpg... Shot 46.1 percent from the field... Scored a career-high in minutes played with 30 and season-highs in field goals made (six) and points (13) vs. Seattle on September 12... Scored a career-high three blocks in Los Angeles on June 8.

2012

Recorded season-high 11 points at Los Angeles in her debut with the Shock... Grabbed season-high 11 rebounds against Indiana... In the first four games with the Shock, combined for 31 points, 23 rebounds and played 57 minutes... Ranked seventh in the league and led the Shock in field goal percentage with 54.2... Appeared in 23 games.

2011

Appeared in 28 games for the Atlanta Dream... Averaged 3.4 points and 3.1 rebounds per game... Recorded a season-high 13 points against the Phoenix Mercury on June 24, 2011... Pulled down a season-high 11 rebounds against the San Antonio Silver Stars on June 26, 2011... Appeared in five postseason games.

2010

Spent the preseason with the Chicago Sky after being claimed in Sacramento's dispersal draft.

2009

Started six of 33 games played for the Sacramento Monarchs as a rookie after being drafted seventh overall... Averaged 4.8 points and 4.1 rebounds in 13.4 minutes per game... Scored a career-high 19 points in a 84-66 a loss to New York... Grabbed a season-high 14 rebounds in an 88-66 season-ending win over Minnesota... Ranked second among WNBA rookies in rebounding.

BACKGROUND

COLLEGE

First-ever four-time Associated Press and USBWA All-American while starring at the University of Oklahoma from 2005-06 through 2008-09... Established 20 NCAA Division I records, including career rebounds (2,034) and career double-doubles (128), consecutive double-double streak ended at 112 games... First college basketball player in history to reach 2,500 points and 2,000 rebounds... Ended her college career averaging 19.9 points, 14.8 rebounds and 3.3 blocks... Winner of Lowe's Senior CLASS Award... Finalist for Naismith Trophy, Wade Trophy and Wooden Award as a senior... Earned a record three consecutive Big 12 Player of the Year awards... Named four-time Big 12 All-Defensive Team member... Holds 69 OU school records, 20 NCAA records and 57 Big 12 Conference records.

PERSONAL

Born and raised in San Jose, Calif... Daughter of Lynne Harris and William "Bubba" Paris... Twin sister, Ashley, played alongside her at OU and was drafted by the Los Angeles Sparks in 2009... Stepfather, Larry Harris, played football at Stanford... Has five siblings, four brothers Wayne, David, Austin and Brandon and one sister, Ashley... Father was an All-Pro for the San Francisco 49ers and is a currently a motivational speaker... Her brother, Wayne, played football at New Mexico State... Her brother, David, played basketball at Cal and Bowie State... Her brother, Austin, was a 6-3 wide receiver at St. Mary's (Calif.)... Her brother, Brandon, attended UCLA... Her uncle, Leonard Gray, played in the NBA for the Seattle Supersonics... While at OU, she majored in journalism.



#3 CENTER | COURTNEY PARIS



CAREER TRANSACTIONS

Selected by the Sacramento Monarchs as the seventh overall pick in the 2009 WNBA Draft.

Selected 4th by the Chicago Sky in the WNBA Dispersal Draft of Monarchs players on December 14, 2009. Waived on May 12, 2010 by the Sky.

Signed February 8, 2011 with the Los Angeles Sparks. Waived by the Sparks on June 2, 2011.

Signed by the Atlanta Dream on June 18, 2011.

Re-signed by the Dream on February 15, 2012. Waived by the Dream on June 3, 2012.

Signed with the Tulsa Shock on June 18, 2012.

Re-signed with the Shock on February 6, 2013. Waived by the Tulsa Shock on May 23, 2013.

Re-signed for two games with the Tulsa Shock on June 6, 2013. Released on June 11, 2013.

Signed with the Tulsa Shock on June 22, 2013.

Re-signed with the Tulsa Shock on April 11, 2014.

2016 GAME-BY-GAME STATISTICS

OFFSEASON												
DATE	OPPONENT	MINUTES	FGA	3FG-A	FT-A	O-D-T	A	PF	ST	TO	BLK	PTS
MAY 1	at INDIANA		DNP-COACH'S DECISION									
MAY 8	vs CONNECTICUT		DNP-COACH'S DECISION									
REGULAR SEASON												
MAY 14	at INDIANA	20:25	3-4	0-0	3-4	4-5-9	0	4	0	1	0	9
MAY 15	at NEW YORK	34:26	6-9	0-0	1-4	3-9-12	1	3	1	0	3	13
MAY 18	at WASHINGTON	34:00	3-7	0-0	2-2	1-8-9	4	3	2	2	0	8
MAY 21	vs SAN ANTONIO	23:15	4-7	0-0	0-0	5-10-15	1	5	0	2	1	8
MAY 27	vs ATLANTA	31:11	5-9	0-0	1-4	8-6-14	1	3	0	0	0	11
MAY 29	vs CHICAGO	34:29	3-9	0-0	3-5	4-5-9	4	2	1	0	1	9
JUN 4	at MINNESOTA	27:32	2-2	0-0	0-0	3-5-8	3	4	1	2	0	4
JUN 8	vs WASHINGTON	26:44	4-10	0-0	1-5	4-4-8	3	5	1	0	1	9
JUN 11	vs LOS ANGELES	15:30	1-1	0-0	0-0	0-2-2	1	1	0	0	0	2
JUN 14	at NEW YORK	29:51	6-1	0-0	1-2	7-3-10	3	3	0	1	3	13
JUN 16	vs SEATTLE	32:12	6-8	0-0	1-4	2-8-10	0	4	0	1	2	13
JUN 18	at PHOENIX	27:47	3-6	0-0	2-2	5-7-12	0	4	1	0	0	8
JUN 21	vs PHOENIX	19:59	2-4	0-0	0-0	1-7-8	0	2	0	1	0	4
JUN 23	vs SAN ANTONIO	12:28	0-2	0-0	0-0	0-1-1	0	3	0	0	0	0
JUN 25	vs INDIANA	12:13	2-4	0-0	0-0	3-1-4	0	2	0	0	1	4
JUN 28	at LOS ANGELES	24:47	5-7	0-1	0-0	0-7-7	1	3	0	2	0	10
JUN 30	at SEATTLE	29:16	5-8	0-0	2-2	5-7-12	0	3	0	0	2	12
JUL 2	vs CONNECTICUT	25:26	6-11	0-0	0-0	3-6-9	0	4	1	1	0	12
JUL 5	vs PHOENIX	25:55	3-7	0-0	0-0	2-4-6	1	5	0	1	0	6
JUL 8	at ATLANTA	30:11	6-7	0-0	1-2	4-4-8	2	2	0	1	3	13
JUL 9	at MINNESOTA	15:33	4-6	0-0	0-0	1-5-6	1	3	1	0	1	8
JUL 15	at CHICAGO	27:25	6-9	0-0	0-0	2-6-8	0	3	0	0	2	12
JUL 17	vs MINNESOTA	23:17	3-5	0-0	0-0	1-4-5	0	5	1	0	1	6
JUL 20	vs CONNECTICUT	30:12	7-14	0-0	0-0	4-7-11	2	3	1	1	1	14
JUL 22	at ATLANTA	30:35	2-5	0-0	1-2	5-5-10	3	4	0	1	1	5
OLYMPIC BREAK												
AUG 26	at PHOENIX	17:22	2-5	0-0	0-0	2-2-4	0	2	0	0	1	4
AUG 28	vs CHICAGO	15:38	2-4	0-0	0-0	2-4-6	1	4	0	1	0	4
AUG 31	at SEATTLE	8:00	1-4	0-0	0-0	2-3-5	0	3	0	1	0	2
SEPT 2	vs LOS ANGELES	16:42	1-4	0-0	0-0	0-3-3	0	2	0	2	0	2
SEPT 4	vs WASHINGTON	16:31	0-3	0-0	0-0	1-4-5	1	3	1	2	0	0
SEPT 9	at SAN ANTONIO	31:44	4-4	0-0	3-4	1-10-11	1	1	1	0	2	11
SEPT 11	vs NEW YORK	32:50	6-11	0-0	1-1	4-8-12	1	4	1	1	2	13
SEPT 16	at CONNECTICUT	25:26	3-6	0-0	2-2	4-3-7	1	5	0	0	0	8
SEPT 18	at INDIANA	18:17	3-5	0-0	0-0	1-4-5	2	4	0	2	1	6

#4 GUARD | SKYLAR DIGGINS-SMITH

5' 9" | August 2, 1990 | South Bend, Indiana | Notre Dame | 4th Year

DIGGINS CAREER REGULAR SEASON TOTALS

SEASON	TEAM	G	GS	MPG	FG%	3P%	FT%	OREB	DREB	RPG	APG	SPG	BPG	TO	PF	PPG
2013	TUL	32	21	26.4	32.8	24.4	83.3	0.5	1.4	1.9	3.8	1.2	0.2	2.8	2.0	8.5
2014	TUL	34	34	35.1	42.3	28.2	84.2	0.7	1.8	2.5	5.0	1.5	0.5	2.8	2.6	20.1
2015	TUL	9	9	32.2	40.5	44.8	91.8	1.2	1.4	2.7	5.0	1.5	0.3	2.0	1.8	17.8
2016	DAL	27	25	28.3	39.0	29.9	78.8	0.4	1.4	1.9	3.4	1.0	0.3	2.3	2.0	13.1
Career		102	89	30.3	39.3	29.2	83.3	0.6	1.6	2.2	4.2	1.3	0.3	2.7	2.2	14.4

WNBA AWARDS:

- Western Conference Player of the Month (June 2015)
- All-Star (2014)
- Most Improved Player (2014)
- First All-WNBA Team (2014)
- All-Rookie Team (2013)

MILESTONES

- Scored 1500th point on May 25, 2017
- Played her 100th game on September 11, 2016

CAREER

2016

Played in 28 games and started 27...Averaged 13.1 points per game, 3.4 assists per game and 1.9 rebounds per game...Missed seven games after recovering from an ACL injury that occurred in 2015... Was the second highest scorer for the team with 13.1 points per game...Recorded the second highest assists for the team with 3.4 per game...Ranked in the top 20 of the WNBA in scoring (13.1) and assists (3.4)...Scored 29 points twice (at Los Angeles on 6/28 and at Atlanta on 7/22) tying a season high....Recorded the most points scored by a Wings player for the season in the first quarter (15 points) against Atlanta on 7/22....Tied a season high of nine assists and four steals vs. Chicago on 8/28....Scored 20 points or more six times

2015

Appeared and started in the first nine games for the Tulsa Shock leading the team to a 8-1 record...Averaged 17.8 points per game, 5 assists per game, 1.5 steals per game, and 2.7 rebounds per game through nine games...Suffered an ACL tear on June 28 against Seattle with 44 seconds remaining on the clock ending her season...Scored her 1000th and 1,001st career points on two free throws June 9 vs. Seattle...Scored a season-high 31 points on June 28 against Seattle...Attempted career-high eight three pointers on June 28 against Seattle...Named Western Conference Player of the Month for June... Named the WNBA Western Conference Player of the Week for the second week of the season.

2014

Appeared and started in all 34 games for the Tulsa Shock... Averaged a career-high 20.1 points per game, a career-high 2.5 rebounds per game, a career-high 5.0 assists per game, a career-high 1.5 steals per game and a career-high 35.1 minutes per game... Shot a career-high 42.3 percent from the field and shot a career-high 28.2 percent from the three... Scored a career-high 34 points, made a career-high 14 field goals and attempted a career-high 23 field goals in San Antonio on July 22... Totaled a career-high 12 assists vs. Minnesota on July 10... Grabbed a career-high eight rebounds in San Antonio on May 17... Played a career-high 43 minutes in Indiana on June 25... Scored a total



#4 GUARD | SKYLAR DIGGINS-SMITH

	2016 Season Highs	Career Highs
PTS	29 (Twice)	34 (SA-7/22/14)
FG	12 (LA-6/28)	14 (SA-7/22/14)
FGA	20 (ATL-7/22)	23 (SA-7/22/14)
3PT FG	3 (Three Times)	3 (Ten Times)
3PT FGA	6 (Twice)	8 (SEA-6/28/15)
OFF REB	3 (PHX-6/18)	5 (SA-5/17/14)
DEF REB	5 (NY-9/11)	5 (Twice)
REB	7 (NY-9/11)	8 (SA-5/17/14)
ASST	9 (MIN-7/17)	12 (MIN-7/10/14)
STL	4 (MIN-7/17)	6 (CHI-6/22/14)
BLK	3 (WAS-9/4)	3 (WAS-9/4)
MIN	41:55 (PHX-6/18)	43 (IND-6/25/14)

of 683 points, breaking the Shock single-season record in total points previously held by Deanna Nolan (559)... Averaged 20.1 points per game, breaking the Shock single-season record in scoring average previously held by Deanna Nolan (16.9)... Totaled 170 assists, breaking the Shock single-season record in total assists previous held by Deanna Nolan (150)... Scored in double-figures in 33 out of 34 games... Ranked second in the WNBA in points per game (20.1)... Ranked fourth in the WNBA in assists per game (5.0)... Ranked first in the WNBA in minutes played (35.1)... Scored 27 points in the 2014 All-Star game, the second most scored in All-Star game history... Named a 2014 WNBA All-Star Starter... Named the WNBA Western Conference Player of the Week for the fourth week of the season... Named the 2014 Most Improved WNBA Player... Named to the First Team All-WNBA Team.

2013

Appeared in 32 games, starting 21 for the Tulsa Shock... Averaged 8.5 points per game, 1.9 rebounds per game, 26.4 minutes per game and led the Shock in assists per game (3.8)... Shot 32.8 from the field... Scored in double figures 12 times... Scored a career-high 22 points and matched a career-high 15 field goal attempts vs. Phoenix on June 16... Earned 11 assists twice against Washington on May 27 and at Minnesota

on June 23... Earned career-high 42 minutes played twice in a row vs. Washington on May 27 and in New York May 31... Ranked third amongst Rookies averaging 8.5 points per game... Ranked tenth amongst Rookies averaging 1.9 per game... Ranked first amongst Rookies (11th in the league) in assists per game with 3.8... Ranked fist amongst Rookies with 1.28 steals per game... Ranked second amongst Rookies in minutes per game with 26.4... Ranked tenth amongst Rookies shooting 32.8 percent from the field... Named to All-Rookie Team.

BACKGROUND

COLLEGE

Three-time All-America at Notre Dame... Led Notre Dame to NCAA title game as a sophomore and junior, earning Regional MOP and Final Four All-Tournament honors each time... BIG EAST Player of Year as junior and senior; three-time All-BIG EAST First Team and three-time BIG EAST All-Academic selection... Teamed first 3 years with current WNBA 1st round picks Devereaux Peters and Natalie Novosel, as Irish went to Final Four in 2012 and 2013... Notre Dame's all-time leader in career scoring and steals, she also ranks No. 2 in assists... First Notre Dame player to reach 2,000 pts, 500 assists, 500 rebounds in career... Fighting Irish career leader in steals, FTs made and

attempted, games started, minutes played... Started all but one game in her career, giving up starting role on February 26, 2011 in order for walk-on Mary Forr to start on Senior

Day... 2012-13: Finalist for Wooden and Lieberman awards as well as Naismith Trophy... BIG EAST Player of Year... Led Irish to a No. 1 seed in NCAAs... 2011-12: Lieberman Award winner as nation's top guard... All-America pick (State Farm Coaches, AP, Wooden), BIG EAST POY, First-Team all-conference, Raleigh Regional MOP and All-Final Four Teams... Fourth Div. I player since 2001-02 to register 600 points, 200 assists, 100 steals in a season... Among BIG EAST leaders, ranked first in assists and steals, fourth in scoring... Set Notre Dame season steals record... Had Notre Dame's first post-season triple-double (in NCAA Regional vs. Maryland, 22 pts, 11 assts, 10 rebs)... 2010-11: All-America (State Farm), First-Team All-BIG EAST, Dayton



#4 GUARD | SKYLAR DIGGINS-SMITH



Regional MOP, Final Four All-Tournament Team. 2009 Gatorade Nat'l HS Athlete of Year... Two-time Gatorade Indiana POY... Worked at ESPN during the summer of 2013.

PERSONAL

Born and raised in South Bend, Indiana... Attended Washington High School (Ind.), where she led the team to a 26-1 slate, a runner-up finish in the 2009 Indiana Class 4A State Tournament and a No. 4 national and No. 2 Midwest Region ranking by USA Today... Finished prep career with 2,790 points (25.9 ppg.), the third-highest girls' scoring total in Indiana history.... McDonald's All-American (2009), was named co-MVP of the McDonald's High School All-American Game... At Notre Dame majored in Business Management... Maintained a 3.91 GPA in high school, ranked No. 6 among 300 students in AP and honors courses and was a member of the National Honor Society... Daughter of Renee Scott and Tige Diggins and stepdaughter to Maurice Scott... Has three brothers, Destyn Diggins, Maurice Scott, Jr. and Tige Diggins, Jr.; and one sister, Haneefah Davis.

CAREER TRANSACTIONS

Selected in the first round (third overall) by the Tulsa Shock in the 2013 WNBA Draft

Signed a multi-year contract extension with the Dallas Wings on March 15, 2016

2016 GAME-BY-GAME STATISTICS

OFFSEASON												
DATE	OPPONENT	MINUTES	FGA	3FG-A	FT-A	O-D-T	A	PF	ST	TO	BLK	PTS
MAY 1	at INDIANA		DNP-COACH'S DECISION									
MAY 8	vs CONNECTICUT		DNP-COACH'S DECISION									
REGULAR SEASON												
MAY 14	at INDIANA		DNP- COACH'S DECISION									
MAY 15	at NEW YORK		DNP- COACH'S DECISION									
MAY 18	at WASHINGTON		DNP- COACH'S DECISION									
MAY 21	vs SAN ANTONIO	11:40	0-2	0-0	1-4	0-0-0	0	2	1	2	0	1
MAY 27	vs ATLANTA		DNP- COACH'S DECISION									
MAY 29	vs CHICAGO		DNP- COACH'S DECISION									
JUN 4	at MINNESOTA		DNP- COACH'S DECISION									
JUN 8	vs WASHINGTON		DNP- COACH'S DECISION									
JUN 11	vs LOS ANGELES	17:43	3-6	1-2	6-8	0-1-1	2	1	3	6	0	13
JUN 14	at NEW YORK	23:59	0-6	0-4	1-2	0-1-1	2	1	2	1	0	1
JUN 16	vs SEATTLE	23:13	4-6	0-1	1-2	0-0-0	5	2	1	2	0	9
JUN 18	at PHOENIX	41:55	8-19	3-5	8-8	3-2-5	4	2	3	2	0	27
JUN 21	vs PHOENIX	23:12	8-12	2-4	2-3	0-1-1	4	3	1	5	0	20
JUN 23	vs SAN ANTONIO	37:28	4-10	2-4	9-9	0-3-3	5	0	0	1	0	19
JUN 25	vs INDIANA	22:08	2-5	0-1	4-4	0-0-0	4	1	2	3	0	8
JUN 28	at LOS ANGELES	34:56	12-17	3-6	2-2	1-1-2	7	3	1	3	0	29
JUN 30	at SEATTLE	28:36	1-8	1-2	5-6	0-1-1	2	3	1	5	1	8
JUL 2	vs CONNECTICUT	25:36	2-10	0-2	7-9	0-0-0	2	1	0	1	0	11
JUL 5	vs PHOENIX	30:32	3-10	0-1	2-3	1-2	4	2	1	3	0	8
JUL 8	at ATLANTA	32:56	6-17	0-2	3-3	1-2-3	4	3	1	3	0	15
JUL 9	at MINNESOTA	19:12	0-3	0-1	0-2	0-0-0	1	1	0	1	0	0
JUL 15	at CHICAGO	25:14	1-9	0-3	1-2	0-1-1	4	1	1	3	0	3
JUL 17	vs MINNESOTA	38:00	6-13	0-1	6-6	1-4-5	9	2	4	2	0	18
JUL 20	vs CONNECTICUT	26:31	2-9	1-3	1-2	0-0-0	0	2	0	0	0	6
JUL 22	at ATLANTA	31:01	9-20	0-4	11-13	1-0-1	3	4	2	1	2	29
OLYMPIC BREAK												
AUG 26	at PHOENIX	27:34	4-12	1-6	8-11	0-1-1	3	0	1	3	1	17
AUG 28	vs CHICAGO	31:33	6-13	2-4	2-2	1-3-4	3	4	0	1	0	16
AUG 31	AT SEATTLE	28:28	4-13	1-3	1-2	0-2-2	5	3	1	1	0	10
SEPT 2	vs LOS ANGELES	25:46	1-5	0-1	2-2	1-2-3	2	3	0	3	0	4
SEPT 4	vs WASHINGTON	35:22	10-17	3-5	2-4	0-2-2	4	2	0	2	3	25
SEPT 9	at SAN ANTONIO	34:24	5-14	1-4	5-5	0-1-1	3	3	1	2	1	16
SEPT 11	vs NEW YORK	36:58	6-13	1-4	9-12	2-5-7	0	1	0	3	0	22
SEPT 16	at CONNECTICUT	24:43	3-10	1-3	5-6	0-0-0	5	0	1	1	0	12
SEPT 18	at INDIANA	26:08	3-11	0-1	0-0	0-4-4	4	3	1	3	0	6

#6 FORWARD | KAYLA THORNTON

6' 1" | October 20, 1992 | Germany | UT-El Paso | 2nd Year



2015

Played in the WNBA in 2015 with the Washington Mystics for 10 games, where she averaged 2.2 points and 2.1 rebounds per game.

COLLEGE

Two-time All-Conference USA second-team honoree (2012 & 2013)... Second overall at UTEP for career double-doubles (21), third for career rebounds (688) & ninth for scoring (1,016)... One of three Miners in program history with at least 800 points, 100 steals & 600 boards.... Became the first player in program history to average a double-double (19.5 points per game, 10.1 rebounds per contest). She also set single-season school standards for consecutive double-digit scoring contests (32), double-doubles (19), total points (663) and rebounds (344)... 2013-14 Associated Press Honorable All-American.... UTEP's career record holder for doubles (40), field goals (600) & attempts (1,387), free throws (390) & attempts (530), points (1,679) & rebounds (1032)... Three-time All C-USA pick, Two-Time All-Defensive Team selections... Compiled a record of 96-36 during her career, the best four-year stretch in program history, which was aided by an unprecedented three straight 20-plus win seasons.... Tabbed to the All C-USA second team for a second straight season ... First Miner since Jareica Hughes (four straight years, 2007-10) & fifth overall to garner multiple all-league accolades ... paced the team in double-doubles (13) and steals (61)... Was one of two players in C-USA to have a top-10 ranking for both boards & scoring....

Garnered placement on the All Conference USA second team and was a C-USA All-Tournament team member as well.... Among C-USA leaders for FG% (fifth), offensive rebounds (seventh), rebounding (10th) and scoring (22nd) ... Started every game she played in (32), only missing the regular-season finale.

PERSONAL

Daughter of Lewis and Merteen Thornton ... has two brothers ... degree in criminal justice ... enjoys studying and being in the gym playing basketball in her spare time ... pre-game ritual includes praying ... lists Candace Parker as her favorite basketball player ... born in Germany due to her parents serving overseas in the military... Four-year standout at Irvin High School ... Graduated as the school's career record holder for points (1,953) while also amassing 884 rebounds... Number two scorer in the state among Texas 4A players ... Texas Girls Coaches Association all-state and all-star game honoree ... Was a standout in track & field, and claimed the district title in the 100-meter hurdles, long jump and triple jump while securing second place in the 100-meter dash.

CAREER TRANSACTIONS

Signed to a training camp contract with the Washington Mystics in 2015. Waived by the Mystics on July 16, 2015

Signed to a training camp contact to the Dallas Wings on April 6, 2017

#9 FORWARD | EVELYN AKHATOR

6' 3" | February 3, 1995 | Lagos, Nigeria | Kentucky | Rookie

COLLEGE

Completed her collegiate career at Kentucky after transferring from Chipola Community College, in Marianna, Fla., where she led the Indians in scoring and rebounding each year.... At Kentucky, she held an All-American senior season for the Wildcats, earning Associated Press All-America Honorable Mention honors.... Finished the season averaging 15.9 points per game and 10.8 rebounds per game with a team-best 29 blocks.... Also ranked second on the team with 45 steals, while her 56.8 percent from the field was a team-best.... Started in all 33 games, averaging 31.5 minutes per game.... Posted 18 double-doubles during the season which was the fourth most in a single season in program history and the most ever by a player not named Valerie Still.... Ended her career with 31 double-doubles, which ranked tied for third all-time with former UK All-American Victoria Dunlap ... Although she was only on campus for two years, she ended her career second all-time rebounding averaging (10.1), eighth all-time in scoring average (13.7) and fourth in field-goal percentage (54.1).... Started all 33 games her junior campaign, after transferring from Chipola College.... Led Kentucky in rebounds and blocks and finished third in steals and points.... Ended the season averaging 11.5 ppg, 9.3 rpg, 0.9 blocks per game, hitting a team-best 156-for-306 (.510) from the field ... Had 316 total rebounds on the year, which was the seventh most in a season in UK history, while her 9.3 rebounding average ranked eighth in a single season.... ... In her first ever SEC Tournament, she recorded two double-doubles with 15 points and 13 rebounds against LSU and 12 points and 11 rebounds against Florida.

PERSONAL

Parent(s): James Akhator ... Siblings: One brother (Friday), four sisters (Maris, Grace, Fidelia, Sandra) ... Graduated from Kentucky on May 4, 2017 with a major in Community and Leadership Development... Growing up in Nigeria, first picked up a ball at 14 at a girl's camp; was encouraged to play due to her height... When her mother, Benedicta passed away in 2013, Evelyn nearly gave up basketball and the dream of moving to the U.S.; her pastor and prep coach guided her back to playing.

CAREER TRANSACTIONS

Selected by the Dallas Wings as the third overall pick in the 2017 WNBA Draft



#10 GUARD | KAYLA DAVIS

6' 2" | March 15, 1995 | Suwanee, Georgia | South Carolina | Rookie

COLLEGE

Renounced remaining season of college eligibility on 4/3/17 to enter the draft.... NCAA Stockton Regional Most Outstanding Player.... SEC All-Tournament Team.... CoSIDA Academic All-District 4.... Finished season 24th in SEC in scoring (12.7 ppg), 9th in 3s made per game (1.6).... Averaged 15.8 points in the postseason (SEC and NCAA Tournaments).... Powered Gamecocks to third-straight SEC Tournament title with 16.3 points per game on 50.0 percent shooting, including 71.4 percent from 3-point range.... Four of her eight 20-point games this season came in the postseason, including both games of the Stockton Regional to put Gamecocks into second Final Four in three seasons.... Shot 67.9 percent in two games of the Stockton Regional, including five 3s against Quinnipiac in Sweet 16.... Locked in on defense to shut down opponents' top perimeter threat late in the season.... Prior to South Carolina, played two seasons at Georgia Tech earning All-ACC honors in both (first team in 2015, second team in 2014).... Fastest player in Georgia Tech history to reach 1,000 career points (52 games).... Two-time First-Team All-ACC selection.... Led the ACC in scoring in league games, pouring in 19.2 points per game as a sophomore.... Ranks seventh in Georgia Tech history with 153 career made 3-pointers and is tied for second with seven made 3s against Alabama A&M on Dec. 7, 2013.

PERSONAL

Daughter of Kendra and Antonio Davis, has a twin brother A.J., who plays basketball at Central Florida.... Father spent 13 years in the NBA playing for four teams – the Pacers, Raptors, Bulls and Knicks – and is currently an analyst at ESPN.... Went to Buford High School and ranked as the No. 1 guard and the No. 2 overall recruit in the 2013 class by ESPN.... Named a McDonald's and a WBCA High School All-American.... Was a three-time all-state and all-county selection (2010, 2011, 2012).... Led Norcross to a 5A state title as a freshman (2010) and Buford to a 2A state title as a sophomore (2011) and runner-up honors as a junior (2012).... Sat out the second half of her senior season due to a medical issue.... Has three gold medals with USA Basketball – 2012 FIBA U17 World Championships, 2012 FIBA 3x3 U18 World Championships and 2011 FIBA Americas U16 Championship.

CAREER TRANSACTIONS

Selected by the Dallas Wings as the tenth overall pick in the 2017 WNBA Draft



#12 GUARD | SANIYA CHONG

5' 8" | June 27, 1994 | Ossining, New York | Connecticut | Rookie

COLLEGE

2017 American Athletic Conference Third Team.... 2017 NCAA All-Bridgeport Regional Team.... Saw action in 34 games and earned 34 starting assignments at the point guard position during her senior year at UConn.... Averaged 8.3 points, 3.0 rebounds and 4.1 assists while shooting 47.1 percent (96-204) from the field and 40.0 percent (50-125) from beyond the three-point arc.... Tied career highs with 20 points and eight assists in UConn's record-tying 90th-consecutive win against No. 20/21 USF on January 10.... Finished fourth in the country with an assist-to-turnover ratio of 3.3/1 and put together 15 games with zero turnovers.... In her junior season, she saw time in 33 games and earned three starting assignments.... Averaged 3.7 points and shot 42.4 percent from a floor in a year that was hindered by an IT band injury.... Scored in double-figures four times, including a season-high 18 points against Tulsa on January 6.... In sophomore campaign, saw time in all but two games and started in each of the first two games for the Huskies ... Averaged 5.6 points per game in 19.0 minutes per contest ... Shot 47.0 percent from the field, 36.6 percent from long-range and 74.2 percent from the charity stripe ... Sixth on the squad with 74 assists ... Scored a career-high 20 points on 8-13 shooting in the Huskies' overtime loss at No. 6 Stanford on November 17.... As a freshman, played in 39 of UConn's 40 games and earned four starting assignments ... Averaged 4.7 points 2.2 assists and only 0.7 turnovers per contest in her rookie season, which earned her a spot on the American Athletic Conference All-Freshman Team.

PERSONAL

Saniya Lynn Chong ... Daughter of Andrew and Leslie ... Graduated from UCONN on May 6, 2017 with a major in sociology.... Went to Ossining High School, and averaged 34.4 points, 5.6 rebounds and 9.1 assists per game in her final season at Ossining High School, helping to capture the first New York State Public Schools state championship in school history.... Named the 2012-13 Parade All-American Team's Girls Basketball Player of the Year ... Honored as the National High School Coaches Association's (NHSCA) national girl's basketball Player of the Year.... Awarded the 2012-13 Gatorade New York Girls Basketball Player of the Year Accolade.... Named to the American Family ALL-USA New York Team.... Rated as the No. 75 overall recruit by ESPN Hoopgurlz and the No. 3 recruit in the state of New York by MaxPreps.... 2013 McDonald's All-American Game nominee ... Scored at least 30 points in 51 of her 96 career high school games, tallying 2988 points over her four-year career.... Recorded nine points, six rebounds, and four assists at the 2013 WBCA All-American Game in New Orleans.... Averaged 33.3 points and 9.7 rebounds during her junior campaign in 2011-12.

CAREER TRANSACTIONS

Selected by the Dallas Wings in the third round as the 26th pick in the 2017 WNBA Draft



#13 GUARD/FORWARD | KARIMA CHRISTMAS-KELLY

6' 0" | 180 lbs. | September 11, 1989 | Long Beach, California | Duke | 6th Year

CHRISTMAS CAREER REGULAR SEASON TOTALS

SEASON	TEAM	G	GS	MPG	FG%	3P%	FT%	OREB	DREB	RPG	APG	SPG	BPG	TO	PF	PPG
2011	WAS	14	0	10.1	31.0	21.7	69.6	0.6	0.6	1.2	0.1	0.5	0.0	0.6	1.1	3.4
2011	TUL	17	0	9.8	37.0	23.5	80.0	0.6	0.5	1.2	0.4	0.3	0.1	0.9	1.1	3.2
2012	TUL	14	6	11.5	33.3	31.3	73.9	1.1	0.9	1.9	0.2	1.0	0.2	0.4	1.6	3.6
2012	IND	16	0	10.9	31.4	31.8	50.0	0.8	1.4	2.3	0.8	0.8	0.2	0.5	0.7	2.9
2013	IND	34	28	26.9	37.3	30.0	81.1	1.9	2.3	4.1	1.1	1.8	0.3	1.2	2.4	8.6
2014	IND	34	3	21.6	34.3	38.6	75.5	1.4	2.2	3.6	0.9	0.8	0.2	0.7	2.1	6.9
2015	TUL	32	32	28.7	39.6	38.6	78.2	2.3	2.7	5.0	1.7	1.0	0.2	1.2	1.8	10.6
2016	DAL	34	34	31.6	40.0	31.7	79.6	2.4	3.5	5.9	2.1	1.2	0.6	1.5	2.7	12.4
Career		195	103	22.0	37.4	32.8	77.3	1.6	2.1	3.7	1.1	1.1	0.3	1.0	1.9	7.6

CHRISTMAS CAREER PLAYOFF TOTALS

SEASON	TEAM	G	GS	MPG	FG%	3P%	FT%	OREB	DREB	RPG	APG	SPG	BPG	TO	PF	PPG
2012	IND	3	0	10.7	25.0	16.7	100	1.0	1.7	2.7	0.3	0.3	0.3	0.6	1.7	3.0
2013	IND	4	4	30.7	40.0	28.6	62.5	3.0	3.0	6.0	2.3	1.0	0.5	3.5	3.8	10.8
2014	IND	5	0	25.0	33.3	33.3	82.4	3.0	1.6	4.6	1.6	0.4	0.4	0.6	1.8	7.4
2015	TUL	2	2	32.6	21.1	0.0	87.5	3.0	2.0	5.0	1.0	1.5	0.5	1.5	1.5	7.5
Career		14	6	24.6	33.3	25.0	81.1	2.6	2.1	4.6	1.4	0.7	0.4	1.6	2.3	7.4

WNBA AWARDS:

WNBA Champion (2012)

MILESTONES

Scored 1500th point on May 25, 2017

CAREER

2016

Only Wings player to start in all 34 games... Nominated for Most Improved Player... Surpassed a career best with 12.4 points per game, 5.9 rebounds per game and 2.1 assists per game... Ranked eighth in the league in minutes, averaging 31.6 minutes per game... Finished in the top 20 in steals (2.1) and rebounds (5.9)... Led the team in steals averaging 2.1 per game... Finished third for the Wings in rebounds with 5.9 per game and fourth in field goal percentage (.400)... Ranked in the top 10 for the team in 3-point and free throw percentage (6th in 3-point percentage at .400 and 8th in free throw percentage with a .796)... Broke a career high in a single game recording 15 rebounds at Atlanta on 7/8... Also broke a career high registering six assists versus Chicago on 5/29... Recorded four double-doubles, with the highest taking place in Atlanta on 7/8 with 18 points and 15 rebounds... Scored double figures in eight consecutive games and in 24 games overall

2015

Appeared in and started 32 games for the Tulsa Shock... Averaged a career-best 10.6 points per game and 5 rebounds per game... Also averaged career-highs in field goal (39.6%) and three point percentages (38.6%)... Averaged a career-high 28.7 minutes per game... Set a career-high for assists in a game (5) against San Antonio at home on June 16... Set season-high for minutes played with 36 at Phoenix on August 4... Scored a career-high 24 points on July 11 against Los Angeles... Set season-high marks for free throws made with 11 that game... Set career-highs for offensive rebounds with 7 at San Antonio on June 14 and defensive rebounds with 8 at Atlanta on July 7... Also tied a career-high for total rebounds on July 2 with ten... Shot a season-best 75 percent (6-of-8) from the field on July 11... Ranked sixth in the



#13 GUARD/FORWARD | KARIMA CHRISTMAS-KELLY

	2016 Season Highs	Career Highs
PTS	23 (NY-9/6)	24 (LA-7/11/15)
FG	8 (NY-9/11)	8 (Twice)
FGA	14 (Three Times)	19 (CON-9/15/13)
3PT FG	4 (NY-6/14)	4 (NY-6/14/16)
3PT FGA	8 (PHX-6/18)	8 (PHX-6/18/16)
OFF REB	8 (IND-6/25)	8 (IND-6/25/16)
DEF REB	9 (ATL-7/8)	9 (ATL-9/8/16)
REB	15 (ATL-9/8)	15 (ATL-9/8/16)
ASST	6 (CHI-5/29)	6 (CHI-5/29/16)
STL	4 (CON-9/16)	5 (MIN-6/22/14)
BLK	3 (Twice)	3 (Three Times)
MIN	45:22 (PHX-6/18)	45 (PHX-6/18/16)

WNBA in three point percentage with 38.6%...Reached the 1,000 career points mark at home versus Phoenix on August 18

2014

Appeared in all 34 games for the Indiana Fever, starting three... Averaged 6.9 points per game and 3.6 rebounds per game in 21.6 minutes per game... Shot 34.3 percent from the field and 38.6 from the three... Starting in her first game of the season, Christmas scored a team high and season-high 18 points at Minnesota on June 22, tying a career-high in 3-pointers made with three... Also in Minnesota pulled down a season-high eight rebounds, tied her career-high in blocks with three and set a new career-high in steals with five... In her second start on June 25 in Tulsa, scored 17 points and a season-high 16 field goal attempts... Tied her season-high 18 points and grabbed a season-high nine rebounds in Atlanta on July 1... Ranked ninth in the WNBA in three point percentage with 38.6 percent.

2013

Appeared in all 34 games for the Indiana Fever, starting 28... Averaged career-highs with 8.6 points and 4.1 rebounds... Scored a career-high 21 points in an overtime loss in Connecticut on September 15... Ranked among the WNBA's most improved scorers (+5.4 points per game) from 2012, scoring in double

figures in seven straight games... Posted the first double-double of her career with 16 points and ten rebounds at Atlanta on June 25... In the playoffs, started all four playoff games... Led the team in points with 15.8 and assists with 2.5 per game... Had a playoff career-high of 16 points and grabbed nine rebounds in Chicago September 20... Finished with 15 points, six rebounds and four assists in a loss in Atlanta on September 2.

2012

Appeared in 16 games for the Indiana Fever... Averaged 2.9 points and 2.3 rebounds per game... Scored in double figures for the first time in a Fever jersey when she scored ten points and added a career-high seven rebounds, three steals and one blocked shot against Tulsa on September 23... In her first playoff appearance, Christmas played in three of the four WNBA Finals games, averaging 3.0 points and 2.7 rebounds... In Game 4 of the Finals against Minnesota on October 21, she finished with seven points, five rebounds and one blocked shot... Appeared in 14 games for the Tulsa Shock, starting six... Averaged 3.6 points, 1.9 rebounds and 11.5 minutes per game.

2011

Appeared in 17 games for the Tulsa Shock... Averaged 9.9 minutes, 3.2 points and 1.2 rebounds a game... Had her best game with the Shock against the Phoenix Mercury on September 8, when she recorded 12 points and four rebounds... Appeared in 14 games for the Washington Mystics... Averaged 10.1 minutes, 3.4 points and 1.2 rebounds per game... Scored a season-high 13 points against Indiana on June 21.

BACKGROUND

COLLEGE

Became the 27th player in Duke history to score over 1,000 points in her career (1,052)... Averaged 4.7 rebounds per contest in her four years and tallied 204 steals and 160 assists... Helped Duke to back-to-back ACC regular season and tournament titles... Finished her career ranked 10th in school history in steals. 2010-11: Selected to the Philadelphia Regional All-Tournament Team and to the All-ACC Tournament First Team... Played in 36 games with 35 starts, averaging 9.5 points per game and pulling down 6.3 rebounds, 1.7 assists and 1.6 steals... Scored double-digits in 16 games including four games with 20 points or more... Scored a season-high 23 points in a 70-63 win over 10th-ranked DePaul in the NCAA Tournament regional semifinal, including hitting 7-of-16 in field goals and 9-of-14 free throws... Earned four double-doubles on the year... She went over 1,000 career points in the ACC Championship game against 19th-ranked North Carolina. 2009-10: As a junior, Christmas started 18-of-36 games, averaging 9.6 points, 5.3 rebounds, 1.5 assists and 2.2 steals with a field goal percentage of 43.1... Reached double-figures in 18 contests... Was a Memphis Regional All-Tournament Team honoree and selected to the All-ACC Tournament first team... Scored a career-high 25 points in a win over Maryland... Posted her second double-double of the season against Baylor in the NCAA Tournament with ten points and 12 rebounds... Started three straight games during the ACC Tournament, averaging 13.0 points, 3.7 rebounds and 3.3 steals... Grabbed a career-high 14 rebounds against Temple. 2008-09: As a sophomore, she earned a starting spot in two of the 33 contests and averaged 7.5 points, 4.2 rebounds, 1.0 assists and 1.4 steals... Shot 49.4 percent from the field, posting a season scoring high against Miami collecting 21 points, six steals, and hitting three three-pointers... She pulled down 13 rebounds versus Michigan State in the NCAA Tournament... She hit 17-of-37 from 3-point land for a 45.9 percentage, which ranked fifth all-time on Duke's season charts. 2007-08: Coming off the bench in 30 games, Christmas averaged 4.1 points and 2.6 rebounds as a freshman... Reached double-figure scoring on two occasions against Penn State and N.C. Central, and pulled down a season-high seven boards against Virginia Tech... Shot 52.1 percent of her field goals.



PERSONAL

Karima Brittany Christmas was born September 11, 1989 in Long Beach, Calif... She is the daughter of Byron and Jennita Christmas, and has

#13 GUARD/FORWARD | KARIMA CHRISTMAS-KELLY



one brother, David, and three sisters, Shelly, Krishma and Kristy... Her AAU coaches, Fred and Lola Reed were like second parents... Has a god-brother, Fred Reed, Jr.... Majored in sociology at Duke... Christmas was a four-year letterwinner at J. Frank Dobie H.S. under Head Coach Doug Gibson, where she was a 2007 Parade Magazine fourth team All-America... Played in the WBCA H.S. All-America game and scored four points while pulling down five rebounds... Was a three-time All-District selection and TABC All-Region honoree... Received two-time All-District 23-5A honors and was MVP of her H.S. squad in 2005 and 2007... As a senior, she averaged 18.7 points, 9.6 rebounds, 4.1 steals and 3.2 assists while leading her squad to a 32-7 record... Was a three-time Street & Smith's Honorable Mention All-America... In final recruiting rankings, Christmas was listed 13th by the All-Star Girls Report, 21st by BBALLX.com, 31st by Hoopgurlz and 38th by Blue Star Report ... Sidelined with an injury during her junior campaign, she averaged 10.8 points, 4.7 rebounds, 2.8 assists and 4.3 steals in eight contests... As a sophomore, she averaged 13.3 points, 7.4 rebounds, 3.0 steals and 2.7 assists and earned District MVP honors... She posted averages of 9.8 points, 5.4 rebounds, 1.9 steals and 1.7 assists as a freshman... She was a member of the CY Fair Elite AAU team that placed fifth nationally and was knocked out of the tournament by Duke teammate Jasmine Thomas' team... She was also a four-year letterwinner in track & field, finishing third in the regional qualifier for the triple jump as a senior... Was the district champion in the triple jump... Lettered in volleyball as a freshman and sophomore and was a member of the Superintendent's Student Council.

CAREER TRANSACTIONS:

Selected in the second round (23rd overall) by the Washington Mystics in the 2011 WNBA Draft on April 11, 2011. Waived by Washington on July 21, 2011.

Signed as a free agent with the Tulsa Shock on July 22, 2011.

Acquired by the Indiana Fever in exchange for Roneeka Hodges on July 2, 2012.

Signed with the Tulsa Shock as a restricted free agent on February 5, 2015.

2016 GAME-BY-GAME STATISTICS

OFFSEASON	DATE	OPPONENT	MINUTES	FGA	3FG-A	FT-A	O-D-T	A	PF	ST	TO	BLK	PTS
	MAY 1	at INDIANA											
	MAY 8	vs CONNECTICUT											
	REGULAR SEASON												
	MAY 14	at INDIANA	31:33	5-12	0-4	3-4	1-5-6	1	2	3	1	0	13
	MAY 15	at NEW YORK	34:12	3-9	2-4	4-4	2-3-5	3	2	2	2	0	12
	MAY 18	at WASHINGTON	33:18	4-14	1-6	2-2	6-4-10	2	2	0	1	0	11
	MAY 21	vs SAN ANTONIO	29:33	4-8	0-1	6-7	3-3-6	1	0	0	2	0	14
	MAY 27	vs ATLANTA	24:49	4-9	1-3	5-7	2-4-6	1	6	0	2	0	14
	MAY 29	vs CHICAGO	33:41	3-7	2-3	6-6	4-3-7	6	4	1	3	0	14
	JUN 4	at MINNESOTA	33:14	7-12	1-3	0-2	4-1-5	0	2	0	0	3	15
	JUN 8	vs WASHINGTON	31:32	3-12	3-4	4-4	5-5-10	1	5	0	2	0	13
	JUN 11	vs LOS ANGELES	31:00	3-10	1-5	2-4	2-3-5	2	5	2	1	0	9
	JUN 14	at NEW YORK	25:24	6-9	4-5	5-5	1-1-2	3	2	1	2	1	21
	JUN 16	vs SEATTLE	29:53	5-7	1-3	6-8	2-3-5	2	3	2	2	0	17
	JUN 18	at PHOENIX	45:22	4-10	3-8	7-12	2-4-6	2	4	2	4	2	18
	JUN 21	vs PHOENIX	29:16	4-7	1-2	0-0	0-5-5	0	4	2	2	1	9
	JUN 23	vs SAN ANTONIO	34:33	5-11	1-4	6-8	2-5-7	4	2	3	3	0	17
	JUN 25	vs INDIANA	32:46	5-14	1-5	10-14	8-4-12	4	4	0	0	3	21
	JUN 28	at LOS ANGELES	34:33	5-12	1-2	1-1	1-6-7	3	2	3	1	1	12
	JUN 30	at SEATTLE	36:10	2-7	1-3	7-8	3-2-5	5	0	1	1	2	12
	JUL 2	vs CONNECTICUT	37:33	4-10	0-4	4-5	2-5-7	2	2	3	2	1	12
	JUL 5	vs PHOENIX	32:29	2-5	0-1	0-0	3-5-8	3	1	0	2	0	4
	JUL 8	at ATLANTA	37:53	4-13	0-4	10-12	6-9-15	4	5	1	1	0	18
	JUL 9	at MINNESOTA	25:43	1-6	1-3	1-2	1-3-4	1	1	0	1	1	4
	JUL 15	at CHICAGO	36:14	3-8	0-4	5-6	2-1-3	5	4	1	0	0	11
	JUL 17	vs MINNESOTA	39:05	7-12	2-4	4-4	3-4-7	4	3	2	1	1	20
	JUL 20	vs CONNECTICUT	27:27	2-7	1-4	4-4	0-3-3	0	1	1	0	0	9
	JUL 22	at ATLANTA	30:24	5-12	1-2	0-0	4-4-8	2	2	1	2	1	11
	OLYMPIC BREAK												
	AUG 26	at PHOENIX	21:50	2-6	2-2	1-2	1-1-2	0	0	0	1	0	7
	AUG 28	vs CHICAGO	28:03	3-8	2-5	0-0	2-4-6	1	2	0	1	1	8
	AUG 31	at SEATTLE	25:06	1-4	1-4	0-0	0-2-2	2	2	0	1	1	3
	SEPT 2	vs LOS ANGELES	31:03	4-13	1-5	1-2	1-2-3	2	3	3	0	1	10
	SEPT 4	vs WASHINGTON	28:25	2-6	0-1	2-4	1-4-5	0	5	0	1	0	6
	SEPT 9	at SAN ANTONIO	30:35	1-5	0-3	9-10	2-3-5	2	3	1	3	1	11
	SEPT 11	vs NEW YORK	36:44	8-14	0-2	7-7	2-3-5	2	4	2	1	0	23
	SEPT 16	at CONNECTICUT	27:45	5-11	2-4	0-0	2-1-3	1	3	4	3	1	12
	SEPT 18	at INDIANA	28:11	2-9	1-3	7-8	2-3-5	0		3	0	2	12

#15 GUARD | ALLISHA GRAY

6' 0" | January 12, 1995 | Sandersville, Ga. | South Carolina | Rookie

COLLEGE

Renounced remaining season of college eligibility on 4/3/17 in order to enter the draft....NCAA Final Four All-Tournament.... NCAA Stockton Regional All-Tournament.... 19th in SEC in scoring (13.2 ppg) ... Second on the team in double-figures scoring games (29).... Shot 51.0 percent on the season, including 56.8 percent in the NCAA Tournament.... Second on team in scoring and assists (2.5 per game).... Steady contributor in all aspects of the game – 18 games of five or more rebounds, 9 games of four or more assists.... Team's second-leading scorer and rebounder in NCAA Tournament action (16.5 ppg, 8.3 rpg.... 2015 First-Team All-ACC and WBCA All-Region.... Prior to South Carolina, played two seasons at North Carolina (2014-15).... Became 35th player in program history to score 1,000 career points with her 1,053 the second most scored in a Tar Heel's first two seasons.... Named First-Team All-ACC and WBCA All-America Honorable Mention after leading the team in scoring at 15.2 points per game to rank eighth in the league, while her 7.6 rebounds per game were second on the team and 11th in the conference.... Was named to the Naismith and Wooden Award midseason watch lists.... Made the Freshman All-America Second Team by Full Court and was an All-ACC Freshman Team selection after finishing 18th in the league with 13.9 points per game, including 41.8 percent accuracy from 3-point range to rank fifth in the ACC.... Was the second North Carolina player to ever score at least 500 points in her freshman season.

PERSONAL

Daughter of Annie and Dr. Allen Gray, has an older brother, Marlo East, a younger brother A.J. Gray, who plays football at Georgia Tech, and a younger sister, Ashley Gray.... Born Jan. 12, 1995, in Greenwood, S.C.... Attended Washington County where she ranked as the No. 7 overall and No. 4 guard in the 2013 class according to ESPN.... Three-time Class 3A Player of the Year (2010, 2011, 2012) by the Georgia Athletic Coaches Association (GACA), two-time selection by the Atlanta Journal Constitution (2011, 2012).... Sat out her senior season with an injury.... Led Washington County to the 3A state title in 2011 and a runner-up finish her junior year (2012).... Paced the state with 28.4 points per game as a sophomore (2011) and averaged 32.0 points, 3.4 assists and 5.2 steals as a junior (2012).... Was named to the 2012 USA Basketball U18 National Team, missing the FIBA Americas U18 Championship with an injury.

CAREER TRANSACTIONS

Selected by the Dallas Wings as the fourth overall pick in the 2017 WNBA Draft.



#22 CENTER | BREANNA LEWIS

6' 5" | June 22, 1994 | Milwaukee, Wisconsin | Kansas State | Rookie

COLLEGE

Was the ninth in school history with 1,552 career points... Fifth in school history for career rebounds with 865... Fourth player in school history with 1,500+ career points and 800+ career rebounds.... Owns K-State career blocks record (282) and ranked seventh in Big 12 history... Owns school record for blocks per game (2.20), blocks in a single game (8) and blocks in a single season (97).... Tied for fourth in school history for career starts, 123.... In her senior season, she played in and started all 34 games...Tallied 471 points (13.9 ppg) on 205-of-367 (.559)... Her .559 field goal percentage was a new career-high... Scored in double figures in 25 games and led K-State in scoring 14 times... Scored 20 or more points in a team-high six games... Hauled in a career-high 280 rebounds (8.2 rpg), which ranks ninth in school history for a single season... Pocketed a career-best nine double-doubles... Pulled in 10 or more rebounds in 11 games... Blocked 59 shots (1.7 bpg) and ranks ninth in school history for blocks in a single season... Blocked three or more shots in 10 games.... As a junior she started all 32 games.... Set career season-highs in points (535), rebounds (241), field goals made and attempted (231-of-420; .550), free throws made and attempted (73-of-154)... Scored 20 or more points in a career-best 12 games, which marked as the most by a Wildcat since Brittany Chambers tallied a school record 22 games with 20 or more points in 2012-13... Second straight season with 375 or more points, 200 or more rebounds, 70 or more blocks and 40 or more steals... Eighth junior in program history to score 500 or more points in a season... Ninth player in program history to score 500 or more points and grab 200 or more rebounds in a season... 39th player in school history to reach 1,000-points in her career... 24th player in program history with 1,000 career points and 500 career rebounds... Notched a career-high seven double-doubles... Scored in double figures in 30 games... Pulled in 10 or more rebounds in seven games... Set the school record for blocks in a two-year period with 179... Her 82 blocks are third in school history.... During her sophomore year, she was one of two Wildcats to start every game (Shaelyn Martin).... Led the Wildcats in scoring (11.5 ppg; 380 points), rebounding (6.4 rpg; 211 rebounds) and blocked shots (2.9 bpg; 97 blocks)... Dished out 24 assists (0.7 apg)... Pocketed 50 steals (1.5 spg)... First player in program history with 300 or more points, 150 or more rebounds, 90 or more blocks and 50 or more steals... Holds school record for blocks in a season (97)... Set school record for blocks by a sophomore... First player in school history with 90 or more blocks in a season... Set school record for combined blocks and steals in single season (147)... Was the top freshman shot blocker in the Big 12 and ranked eighth for all players in the league... Her 44 blocked shots ranked tied for 10th in school history for a single season... Her 44 blocks were the most by a K-State freshman since Marlies Gipson in the 2005-06 season... First freshman since at least 1996-97 to block a shot in seven straight games to begin her career... Tallied 132 of her 166 points in the paint in her rookie campaign, which was 79.5 percent of her total points.... First player in the 49-year history of women's basketball at Kansas State from the state of Wisconsin.... Teamed up with Erica Young to play with Athletes in Action in June 2015 in Poland against national teams from France, Latvia and Poland

PERSONAL

Born June 22, 1994... Daughter of Cherrice and Freddie Lewis... Has three sisters, Anailah and twins Madison and Mariah... Graduated from Kansas State on May 13, 2017 with a major in general human ecology.... Led Riverside High School to a Wisconsin state title in 2013 by averaging 15.5 points, 12.8 rebounds, 3.2 blocks and 2.0 steals... Followed up her preseason Wisconsin Basketball Coaches Association (WBCA) First Team All-State honor with WBCA All-State First Team honors to end the season... Also garnered third team All-State honors from the Associated Press, WIAA All-Tournament team and was co-Conference Player of the Year and First Team All-Conference Milwaukee City Gold Division... Averaged 16.0 points, 11.7 rebounds, 3.2 blocks and 2.6 steals in her junior season; notched season-highs of 33 points and 24 rebounds against Milwaukee School of Languages on Feb. 3, 2012... Lewis was the first Wildcat women's basketball player from the state of Wisconsin.

CAREER TRANSACTIONS

Selected by the Dallas Wings in the second round as the 23rd pick in the 2017 WNBA Draft.



#23 FORWARD | AERIAL POWERS

6' 0" | 160 lbs. | January 17, 1994 | Detroit, Michigan | Michigan State | Rookie

POWERS CAREER REGULAR SEASON TOTALS

SEASON	TEAM	G	GS	MPG	FG%	3P%	FT%	OREB	DREB	RPG	APG	SPG	BPG	TO	PF	PPG
2016	DAL	32	2	19.2	39.4	36.8	83.5	0.8	1.9	2.7	1.1	1.0	0.2	1.5	2.3	10.4
Career		32	2	19.2	39.4	36.8	83.5	0.8	1.9	2.7	1.1	1.0	0.2	1.6	2.3	10.4

WNBA AWARDS:
WNBA All-Rookie Team (2016)

2016
Started in her first WNBA game in Minnesota on 7/9.... Was one of two players to lead the team four times in scoring off the bench (5/27, 6/4, 6/8 and 6/30)....Set a career high of 21 points against Washington on 9/4....Scored double digits 15 times, including two streaks of three games straight

COLLEGE
Declared for the draft after her redshirt junior year and was eligible as she was 22 years of age...First three-time All-Big Ten First Team honoree in MSU history... Excelled in just three seasons of action, having missed true frosh season of 2012-13 with torn left Achilles tendon suffered in practice (10/26/12)... All-America Third Team (AP, espnW) and one of 15 finalists for Wooden Award as national player of the year in her junior season... Ranked 4th in Big Ten in both scoring and rebounding, averaging a near double-double... Scored career-high 45 pts in 114-106 win over Minnesota in which the Gophers' Rachel Banham tallied 52 on Feb. 22... First-Team All-Big Ten... Paced MSU in points and rebounds (2nd in Big Ten in both categories), as well as steals (5th in conf.) and blocks...First Spartan freshman to claim First-Team All-Big Ten honors. Started all 33 games and led team in points, boards and steals Earned career averages of 18.9 points, 9.8 rebounds, and 2.0 steals in 31.2 minutes...Has 47 career double-doubles making her the all-time MSU career double-double record holder ...Became the first Spartan to earn First-Team All-Big Ten honors as a freshman...MSU's co-recipients of the Player of the Year and Spartan Hustle Awards, and also received the Best Rebounder Award at the team banquet in 2014 and Player of the Year and Best Rebounder in 2015 and 2016... Tied the MSU record for points in a B1G Tournament against Ohio State on March 5, 2016 with 31, adding a team-high 12 boards ... During her junior season, became MSU's all-time career and single-season scorer with 1,803 points over her career and 683 points for the season

PERSONAL
Born on Jan. 17, 1994 ... Daughter of Juan and Cecelia Powers ... Majored in hospitality business...In high school, she was named to the Detroit Free Press and Detroit News All-State Dream Team as a senior..... A four-year letterwinner and three-year starter for head coach Frank Orlando at Detroit Country Day ... Led Country Day to four regional championships, the 2009 Class B state championship and 2010 Class B runner-up finish ... Twice the state's Class B



#23 FORWARD | AERIAL POWERS

2016 Season Highs	
PTS	21 (WAS-9/4)
FG	7 (Twice)
FGA	19 (MIN-6/4)
3PT FG	3 (Three Times)
3PT FGA	9 (MIN-6/4)
OFF REB	3 (Twice)
DEF REB	9 (WAS-9/4)
REB	10 (WAS-9/4)
ASST	4 (NY-5/15)
STL	3 (CHI-5/29)
BLK	2 (Twice)
MIN	25 (Three Times)

Player of Year at Detroit Country Day, a school whose famous alums include Chris Webber, JaVale McGee, Steve Ballmer, Shane Battier, Patrick Kane, and Kate Markgraf... Before taking up basketball, the young Aerial first took part in boxing.

CAREER TRANSACTIONS

Selected by the Dallas Wings as the No. 5 overall pick in the 2016 WNBA Draft



2016 GAME-BY-GAME STATISTICS

OFFSEASON												
DATE	OPPONENT	MINUTES	FGA	3FG-A	FT-A	O-D-T	A	PF	ST	TO	BLK	PTS
MAY 1	at INDIANA	28:12	7-9	1-1	2-4	2-4-6	4	4	3	5	0	17
MAY 8	vs CONNECTICUT	23:30	2-10	1-4	7-11	3-6-9	2	6	2	2	0	12
REGULAR SEASON												
MAY 14	at INDIANA	17:25	0-6	0-1	8-12	0-1-1	1	3	1	0	0	8
MAY 15	at NEW YORK	20:34	3-7	0-3	2-2	0-2-2	4	1	2	0	0	8
MAY 18	at WASHINGTON	22:52	4-11	0-2	2-2	2-0-2	2	3	1	2	0	10
MAY 21	vs SAN ANTONIO	19:00	5-9	0-0	2-4	3-1-4	1	1	1	3	0	12
MAY 27	vs ATLANTA	24:45	5-10	0-1	6-6	0-2-2	0	6	2	4	2	16
MAY 29	vs CHICAGO	15:54	0-7	0-3	4-4	0-1-1	0	2	3	2	0	4
JUN 4	at MINNESOTA	25:17	7-19	3-9	3-4	0-2-2	3	4	2	4	0	20
JUN 8	vs WASHINGTON	15:52	6-7	1-1	4-4	0-0-0	1	5	0	2	0	17
JUN 11	vs LOS ANGELES	25:20	5-7	2-2	4-4	2-2-4	1	2	0	2	0	16
JUN 14	at NEW YORK	15:36	2-6	1-4	3-4	1-1-2	0	3	0	3	0	8
JUN 16	vs SEATTLE	33:01	4-8	2-3	3-3	3-0-3	1	4	1	4	1	13
JUN 18	at PHOENIX	11:03	1-4	0-3	1-1	1-1-2	1	4	0	3	0	3
JUN 21	vs PHOENIX	11:37	3-7	1-1	2-2	1-0-1	0	3	0	0	0	9
JUN 23	vs SAN ANTONIO	11:20	0-4	0-1	0-0	0-0-0	1	1	2	1	0	0
JUN 25	vs INDIANA	16:15	1-5	0-1	0-0	0-0-0	1	0	0	0	0	2
JUN 28	at LOS ANGELES	10:03	0-2	0-0	0-0	0-0-0	1	2	0	1	0	0
JUN 30	at SEATTLE	20:08	7-10	3-4	2-2	1-5-6	0	4	2	1	1	19
JUL 2	vs CONNECTICUT	20:29	4-9	2-3	5-5	1-1-2	0	3	1	1	0	15
JUL 5	vs PHOENIX	20:03	4-12	1-3	8-10	2-1-3	2	0	1	1	0	17
JUL 8	at ATLANTA	16:53	2-7	2-4	2-2	0-1-1	1	1	1	4	0	8
JUL 9	at MINNESOTA	28:29	1-9	1-2	6-6	0-1-1	1	2	1	1	1	9
JUL 15	at CHICAGO	14:55	2-9	1-4	2-2	1-4-5	1	2	1	0	1	7
JUL 17	vs MINNESOTA	20:57	4-11	2-5	1-4	1-3-4	3	2	0	3	0	11
JUL 20	vs CONNECTICUT	16:58	1-4	0-2	4-4	1-2-3	2	0	1	2	0	6
JUL 22	at ATLANTA	11:42	1-3	1-1	3-4	0-1-1	1	0	1	0	0	6
OLYMPIC BREAK												
AUG 26	at PHOENIX	18:44	2-6	0-2	0-0	0-3-3	0	1	2	0	0	4
AUG 28	vs CHICAGO	18:35	4-6	1-3	4-7	1-7-8	0	1	0	2	0	13
AUG 31	at SEATTLE	17:51	4-8	1-2	0-0	1-0-1	0	3	1	3	0	9
SEPT 2	vs LOS ANGELES	22:41	5-11	1-3	3-3	2-3-5	2	2	2	0	0	14
SEPT 4	vs WASHINGTON	30:23	5-9	1-3	10-11	1-9-10	3	2	1	0	2	21
SEPT 9	at SAN ANTONIO	23:32	4-11	2-6	3-4	1-3-4	0	3	1	0	0	13
SEPT 11	vs NEW YORK	32:27	4-10	3-5	4-5	1-3-4	1	4	2	2	0	15
SEPT 16	at CONNECTICUT											
SEPT 18	at INDIANA											

#25 FORWARD | GLORY JOHNSON

6' 3" | 170 lbs. | July 27, 1990 | Colorado Springs, Colorado | Tennessee | 4th Year

JOHNSON CAREER REGULAR SEASON TOTALS

SEASON	TEAM	G	GS	MPG	FG%	3P%	FT%	OREB	DREB	RPG	APG	SPG	BPG	TO	PF	PPG
2012	TUL	34	28	28.2	48.2	0.0	67.7	2.8	4.0	6.8	1.1	2.1	0.5	2.0	3.0	11.5
2013	TUL	29	28	30.2	44.6	33.3	74.7	3.3	5.6	8.9	1.1	1.0	0.4	2.0	2.4	15.0
2014	TUL	33	33	32.4	44.9	0.0	76.0	2.9	6.4	9.2	1.4	1.3	0.3	2.6	3.2	14.7
2016	DAL	18	6	27.9	44.2	28.6	75.3	2.7	6.3	8.9	1.3	0.9	0.6	1.4	2.2	11.3
Career		114	95	29.9	45.5	25.0	73.0	2.9	5.5	8.4	1.2	1.5	0.4	2.1	2.8	13.3

WNBA AWARDS

All-Star (2013, 2014)
All-Defensive Second Team (2013)
All-Rookie Team (2012)

MILESTONES

Reached 1,000 career rebounds on May 30, 2017

CAREER

2016

Appeared in 18 games and started in six for the Dallas Wings....Missed 16 games due to league suspension and injury....Averaged 11.3 points per game, 8.9 rebounds per game and 1.3 assists per game.... Returned on 6/8 after serving a seven game league suspension.... Ranked second for the Wings with a .442 field goal percentage.... Finished third in total rebounds with 161 recorded in 18 games.... Among the top 10 for the team in free throw percentage at .753....Scored a season high of 23 points and a career high of 22 rebounds on 7/5 vs. Phoenix....Became first WNBA player to be part of the 20-20 club since 2013 on 7/5Recorded six double-doubles....Suffered a toe injury in Atlanta on 7/8.... Suffered an MCL injury on 9/4 vs. Washington, which was a season ending injury.

2015

Missed the 2015 season to give birth to her twins, Ava Simone and Solei Diem

2014

Appeared and started in 33 games for the Tulsa Shock... Averaged 14.7 points per game, a career-high 9.2 rebounds per game, a career-high 1.4 assists and a career-high 32.4 minutes per game... Shot 44.9 percent from the field... Scored a total of 485 points and grabbed a total of 305 rebounds... Earned a career-high 17 double-doubles tying the Shock record (Cheryl Ford in 2006) for most double-doubles in a season... Scored in double-figures in 27 games... Scored a season-high 22 points twice and grabbed a season-high 13 rebounds twice... Tied a career-high five assists in vs. Seattle on June 15...Ranked third in the league in rebounds (9.2)... Ranked eighth in the league in minutes per game (32.4)... Ranked first in the league in double-doubles (17)... Named a 2014 All-Star.

2013

Appeared in 29 games for the Tulsa Shock, starting in 28... Averaged 15.0 points per game, 8.9 rebounds per game, and 30.2 minutes per game... Shot 44.6 percent from the field... Scored a career-high 32 points, 12 field goals made, 23 field goals attempted, grabbed 12 offensive rebounds and hit her first three point shot vs. Phoenix June 16... Grabbed a career-high 17 rebounds vs. Connecticut on July 19... Earned 12 double-doubles... Scored in double figures in 24 out of the 29 games she played in... Led the Shock in rebounds (8.9)... Ranked sixth in the league in rebounds (8.9)... Named a 2013 All-Star... Named to All-Defensive

41 // 2017 DALLAS WINGS MEDIA GUIDE



#25 FORWARD | GLORY JOHNSON

	2016 Season Highs	Career Highs
PTS	23 (PHX-7/5)	32 (PHX-6/16/13)
FG	10 (PHX-7/5)	12 (PHX-6/16/13)
FGA	14 (Three Times)	23 (PHX-6/14/13)
3PT FG	4 (NY-6/14)	4 (NY-6/14/16)
3PT FGA	8 (PHX-6/18)	8 (PHX-6/18/16)
OFF REB	8 (IND-6/25)	12 (PHX-6/6/15)
DEF REB	13 (PHX-7/5)	13 (PHX-7/5/16)
REB	22 (PHX-7/5)	22 (PHX-7/5/16)
ASST	6 (CHI-5/29)	6 (CHI-5/29/16)
STL	4 (CON-9/16)	5 (Three Times)
BLK	3 (Twice)	3 (10 Times)
MIN	45:22 (PHX-6/18)	45 (PHX-6/18/16)

Second Team... Named the WNBA Western Conference Player of the Week on June 24, the first honor by a Shock player since the team relocated to Tulsa.

2012

Appeared in all 34 games, starting 28 for the Tulsa Shock... Averaged 11.5 points, 6.8 rebounds, 1.1 assists and 2.2 steals per game... Became one of 13 players in history to have a double-double in her WNBA debut with eleven points and ten rebounds vs. San Antonio on May 19... Scored then career-high 30 points, went 14-of-15 at the free throw line and attempted 19 field goals at Minnesota on July 12, it is the Shock's first 30 point performance in a game since the team moved to Tulsa in 2010, and contributed 14 rebounds, three steals and two blocks... Scored then career-high 15 rebounds at Connecticut on August 21... Named to the All-Rookie Team... Ranked fourth in the WNBA in steals (2.15)... Led the Shock and ranked 13th in the WNBA in rebounds (6.8)... Ranked third among rookies with 11.5 points per game... Ranked second among rookies with 6.8 rebounds per game... Ranked fourth among rookies in field goal percentage with 48.2... Led all rookies in steals with 2.15 per game.

BACKGROUND

COLLEGE

Finished career with 1,643 points and 1,218 rebounds... In the NCAA First Round recorded 36th career double-double against UT Martin (3/17) with 14 points and 12 rebounds (2011-12)... In the NCAA Second Round: Pulled down 21 rebounds in the win over DePaul (3/19), the first 20+ board performance since 1991 (2011-12)... Named SEC Tournament MVP and went 6-12 from the floor for 20 points and 11 rebounds in the Championship win over LSU (3/4) (2011-12)... Captured All-SEC First Team honors from the league's coaches and the Associated Press, named to the SEC All-Defensive Team and the SEC All-Tournament Team after helping lead the Lady Vols to a second straight SEC league and tournament sweep, named to the Paradise Jam All-Tournament Team and earned Capital One All-Academic Second Team for District 4 honors (2010-11)... Selected to SEC All-Freshman Team... Scored in double figures 16 times, grabbed at least 10 boards seven times and recorded five double-doubles (2008-09)... Posted a double-double in her first official game with 17 points and 12 rebounds in only 26 minutes (2008-09).

PERSONAL

Born in Colorado Springs, Colo. and raised in Knoxville, Tenn... Parents are Mercy Bassey Johnson and Bassey Johnson Udofot... Has four siblings, Dorothy, Isaac, Judy and Grace... Attended Webb High School and was named the 2007 Tennessee Miss Basketball for Division II, Women's Basketball Coaches Association All-America Team (2008), McDonald's All-American (2008) and Parade Magazine All-American (2007 and 2008)... Two-time Gatorade State Player of the Year (2007 and 2008)... The 2007 MVP of the State Division II Tournament after leading her team to victory at the 2007 State Championship... Earned four varsity letters in both basketball and track and field and one varsity letter in field hockey in her high school career... A member of the Fellowship of Christian Athletes, Physics Club and Spanish Club in high school... Completed her undergraduate degree in global studies in just three years before taking 16 and 15 credits in her fourth year at the University of Tennessee to complete her Masters in journalism and electronic media... Johnson's Master's thesis was an insider's perspective on Pat Summitt's final season as head basketball coach at the University of Tennessee.

CAREER TRANSACTIONS

Selected in the first round (fourth overall) by the Tulsa Shock in the 2012 WNBA Draft on April 16, 2012.



#25 FORWARD | GLORY JOHNSON

2016 GAME-BY-GAME STATISTICS

OFFSEASON												
DATE	OPPONENT	MINUTES	FGA	3FG-A	FT-A	O-D-T	A	PF	ST	TO	BLK	PTS
MAY 1	at INDIANA		NWT- LEAGUE SUSPENSION									
MAY 8	vs CONNECTICUT		NWT- LEAGUE SUSPENSION									
REGULAR SEASON												
MAY 14	at INDIANA		NWT- LEAGUE SUSPENSION									
MAY 15	at NEW YORK		NWT- LEAGUE SUSPENSION									
MAY 18	at WASHINGTON		NWT- LEAGUE SUSPENSION									
MAY 21	vs SAN ANTONIO		NWT- LEAGUE SUSPENSION									
MAY 27	vs ATLANTA		NWT- LEAGUE SUSPENSION									
MAY 29	vs CHICAGO		NWT- LEAGUE SUSPENSION									
JUN 4	at MINNESOTA		NWT- LEAGUE SUSPENSION									
JUN 8	vs WASHINGTON	26:40	4-10	0-1	7-9	1-4-5	1	3	0	0	0	15
JUN 11	vs LOS ANGELES	32:35	3-8	0-0	1-4	0-6-6	2	1	1	3	1	7
JUN 14	at NEW YORK	26:07	2-5	1-1	0-0	1-4-5	2	1	2	0	0	5
JUN 16	vs SEATTLE	27:12	4-8	0-0	2-4	4-4-8	2	5	4	1	1	10
JUN 18	at PHOENIX33:18	3-9	0-1	9-12	1-9-10	0	2	0	4	2	15
JUN 21	vs PHOENIX	23:09	6-14	0-1	4-4	3-7-10	1	1	1	1	0	16
JUN 23	vs SAN ANTONIO	29:46	3-7	0-0	5-5	3-8-11	1	1	0	0	1	11
JUN 25	vs INDIANA	34:12	6-10	0-0	3-5	2-6-8	2	3	2	1	2	15
JUN 28	at LOS ANGELES	24:13	4-7	0-0	4-4	3-3-6	2	1	2	1	0	12
JUN 30	at SEATTLE	30:47	4-10	1-3	2-3	1-8-9	2	6	2	4	1	11
JUL 2	vs CONNECTICUT	36:10	7-11	0-0	2-3	3-9-12	1	1	2	1	1	16
JUL 5	vs PHOENIX	38:35	10-20	1-2	2-2	9-13-22	2	1	0	1	0	23
JUL 8	at ATLANTA	29:42	7-12	1-1	1-1	4-11-15	2	2	1	1	1	16
JUL 9	at MINNESOTA		DNP-COACH'S DECISION									
JUL 15	at CHICAGO		DNP-COACH'S DECISION									
JUL 17	vs MINNESOTA		DNP-COACH'S DECISION									
JUL 20	vs CONNECTICUT		DNP-COACH'S DECISION									
JUL 22	at ATLANTA		DNP-COACH'S DECISION									
OLYMPIC BREAK												
AUG 26	at PHOENIX	22:02	1-7	0-1	1-2	2-3-5	0	4	0	1	0	3
AUG 28	vs CHICAGO	20:36	1-6	0-2	3-4	2-2-4	0	2	1	1	1	5
AUG 31	at SEATTLE	30:02	2-8	0-1	3-3	3-6-9	1	0	0	2	1	7
SEPT 2	vs LOS ANGELES	29:50	5-10	0-0	6-8	5-10-15	1	4	0	2	0	16
SEPT 4	vs WASHINGTON	7:27	0-1	0-0	0-0	1-0-1	1	1	0	2	0	0
SEPT 9	at SAN ANTONIO		DNP-INACTIVE									
SEPT 11	vs NEW YORK		DNP-INACTIVE									
SEPT 16	at CONNECTICUT		DNP-INACTIVE									
SEPT 18	at INDIANA		DNP-INACTIVE									

#55 FORWARD | THERESA PLAISANCE

6' 5" | 200 lbs. | May 18, 1992 | New Orleans, Louisiana | Louisiana State | 3rd Year

PLAISANCE CAREER REGULAR SEASON TOTALS

SEASON	TEAM	G	GS	MPG	FG%	3P%	FT%	OREB	DREB	RPG	APG	SPG	BPG	TO	PF	PPG
2014	TUL	19	0	4.7	15.0	40.0	100	0.3	0.5	0.8	0.3	0.2	0.2	0.1	1.2	0.6
2015	TUL	25	1	8.2	28.1	32.0	70.0	0.8	1.2	1.9	0.2	0.2	0.1	0.0	1.2	1.9
2016	DAL	27	1	11.8	39.8	33.3	63.6	0.8	1.7	2.5	0.3	0.2	0.4	0.7	2.3	4.0
Career		71	2	8.6	33.5	33.3	72.0	0.7	1.2	1.8	0.3	0.2	0.2	0.3	1.6	2.4

PLAISANCE CAREER PLAYOFF SEASON TOTALS

SEASON	TEAM	G	GS	MPG	FG%	3P%	FT%	OREB	DREB	RPG	APG	SPG	BPG	TO	PF	PPG
2015	TUL	2	0	3.3	0.0	0.0	0.0	0.0	0.0	0.0	0.5	0.0	0.0	1.0	0.0	0.0
Career		2	0	3.3	0.0	0.0	0.0	0.0	0.0	0.0	0.5	0.0	0.0	1.0	0.0	0.0



CAREER

2016

Appeared in 27 games for the Dallas Wings, averaging 4.0 points per game...Missed five games from 5/21-6/14 due to an ankle injury...Averaged 2.5 rebounds per game and ended the 2016 season shooting 39.8 percent from the field and 63.6 percent behind the free throw line...Broke career and season highs in points twice, with 22 points being the most against Connecticut on 9/16.... Led the team in points on 9/16 with 22.... Broke a career high in field goals made with nine.... Ranked in the top five for the team in 3-point field goal percentage at 33.3 percent.

2015

Appeared in 25 games for the Tulsa Shock, starting one... Averaged 1.9 points per game, 1.9 rebounds per game, 0.2 assists per game, and 8.2 minutes per game...Scored a career-high seven points twice on July 2 and September 8...Played a career-high 33 minutes on September 11 against Chicago and attempted career-high ten field goals and five three-point field goals...Had a career-high two blocks against San Antonio on September 8...Scored two three-point field goals against Minnesota on July 19.

2014

Appeared in 19 games for the Tulsa Shock... Averaged 0.6 points per game, 0.8 rebounds per game, 0.3 assists per game and 4.7 minutes per game... Scored a career-high five points, grabbed a career-high four rebounds, totaled a career-high three assists and played a career-high eleven minutes in Los Angeles on June 19... Had a career-high three steals in Washington on July 25.

College

Named to All-SEC First Team (Coaches) (2013, 2014), All-SEC Second Team (AP)(2014), WBCA All-America Honorable Mention (2013) and All-SEC Defensive Team (2013)... Finished career with 1,293 career points and 637 rebounds... produced 65 double-figure scoring games, 18 double-figure rebound contests and 17 double-doubles... During her senior year (2013-2014), became the 18th player in program history to amass 1,000 points and 500 rebounds during her career... Had seven 20-point performances... Averaged 15.3 points, 7.9 rebounds, 1.4 blocks, and 1.0 steals per game... During her junior year (2012-2013), was named the SEC scoring champion after averaging 17.0 points per game... Played in all 34 games with 33 starts... Recorded 31 consecutive double-figure scoring games (Nov. 16 to March 24)... Scored in double figures in all but two games (31 times) and tallied eight double-doubles... Finished fourth in the SEC in rebounding (8.3 RPG), sixth in field goal percentage (43.7), second in blocks (2.5 BPG) and 10th in free throw percentage (72.8)... The only player in the SEC to rank

#55 FORWARD | THERESA PLAISANCE

in the top 10 in all five of those categories... Averaged 17.0 points per game, 8.3 rebounds per game and shot 43.7 percent from the field... Had a total of 85 blocks on the season... During her sophomore year (2011-2012), one of the Lady Tigers' top performers off the bench who played in all 34 games... Put up 4.5 points per game and buried 13 three-pointers during the year... Produced the first double-figure scoring game of her career with 11 points on 5-of-8 shooting against Arkansas-Pine Bluff (Nov. 21)... During her freshman year (2010-2011), played in 21 games all off the bench and averaged 2.1 points per game... Daughter of Nicholls State head coach DoBee Plaisance... Registered eight points and five rebounds in rare mother-daughter meeting at Nicholls State (Nov. 30).

PERSONAL:

Born on May 18, 1992, in New Orleans... Daughter of Scott and DoBee Plaisance... Mother, DoBee, is the head women's basketball coach at Nicholls State... Has one younger brother, Scott, Jr. who plays basketball at Louisiana-Lafayette... Started at Ursuline Academy of New Orleans as a freshman and sophomore before transferring to Vanderbilt Catholic High School in Houma for her junior and senior seasons... Transferred because her mother was named the head women's basketball coach at Nicholls State... Ranked No. 3 by ESPN HoopGurlz.com at that position and No. 40 overall... Voted a 2010 McDonald's All-American and the two-time Gatorade Louisiana Player of the Year... Led her team to a state runner-up finish as a junior, averaging 17.5 points, 9.2 rebounds and 1.2 blocks per game... Followed that season up with Vanderbilt Catholic's first state championship as she posted 16.0 points and 10.0 boards per contest... Scored a game-high 24 points with 11 rebounds, five blocked shots and three assists to win the state championship game's most outstanding player award... Named the New Orleans Times Picayune Female Athlete of the Year at Ursuline... Made the USA Basketball U18 Women's National Team and then helped the Americans earn a gold medal at the FIBA Americas 18 Championship in the summer of 2010... Averaged 7.8 points in five games and ranked second among all players in the tournament with nine total blocks... Majored in sports administration with a leadership concentration.

CAREER TRANSACTIONS:

Selected third in the third round (27th overall) by the Tulsa Shock in the 2014 WNBA Draft.

	2016 Season Highs	Career Highs
PTS	22 (CON-9/16)	22 (CON-9/16)
FG	9 (CON-9/16)	9 (CON-9/16/16)
FGA	15 (CON-9/16)	15 (CON-9/16/16)
3PT FG	4 (CON-9/16)	4 (CON-9/16/16)
3PT FGA	7 (Twice)	7 (Twice)
OFF REB	3 (Twice)	3 (Five Times)
DEF REB	6 (NY-9/11)	6 (NY-9/11/16)
REB	6 (Twice)	7 (Twice)
ASST	1 (Eight Times)	3 (LA-6/19/14)
STL	1 (Seven Times)	3 (WAS-7/25/14)
BLK	2 (Twice)	2 (Three Times)
MIN	27:47 (CON-9/16)	33:18 (CHI-9/11/15)



#55 FORWARD | THERESA PLAISANCE

2016 GAME-BY-GAME STATISTICS

OFFSEASON												
DATE	OPPONENT	MINUTES	FGA	3FG-A	FT-A	O-D-T	A	PF	ST	TO	BLK	PTS
MAY 1	at INDIANA	18:25	5-11	1-2	0-0	1-2-3	0	6	1	0	1	11
MAY 8	vs CONNECTICUT	13:38	3-7	0-2	2-2	4-1-5	0	1	0	2	1	8
REGULAR SEASON												
MAY 14	at INDIANA	17:26	3-7	2-2	0-0	3-2-5	1	3	0	1	0	12
MAY 15	at NEW YORK	15:17	4-8	3-7	3-4	0-0-0	0	4	1	1	2	14
MAY 18	at WASHINGTON	13:39	2-5	1-4	0-0	2-1-3	1	3	1	2	0	5
MAY 21	vs SAN ANTONIO	5:50	0-3	0-1	0-0	0-1-1	0	0	0	1	0	0
MAY 27	vs ATLANTA		DNP- COACH'S DECISION									
MAY 29	vs CHICAGO		DNP- COACH'S DECISION									
JUN 4	at MINNESOTA		DNP- COACH'S DECISION									
JUN 8	vs WASHINGTON		DNP- COACH'S DECISION									
JUN11	LOS ANGELES		DNP- COACH'S DECISION									
JUN 14	at NEW YORK	3:37	0-1	0-1	0-0	1-0-1	0	1	0	0	0	0
JUN 16	vs SEATTLE	2:45	0-1	0-1	0-0	0-1-1	0	0	0	0	0	0
JUN 18	at PHOENIX	5:01	0-1	0-1	0-0	1-1-2	0	0	0	0	0	0
JUN 21	vs PHOENIX	4:31	1-1	1-1	0-0	0-0-0	0	2	0	0	0	3
JUN 23	vs SAN ANTONIO	7:29	1-2	0-0	0-0	1-2-3	0	3	0	0	0	2
JUN 25	vs INDIANA	12:41	2-3	0-1	0-0	0-4-4	0	2	0	0	1	4
JUN 28	at LOS ANGELES		DNP- COACH'S DECISION									
JUN 30	at SEATTLE	0:55	0	0-0	0	0	0	0	0	0	0	
JUL 2	vs CONNECTICUT	10:31	2-4	0-1	0-0	0-1-1	1	1	0	1	1	4
JUL 5	vs PHOENIX	15:23	0-2	0-1	0-0	1-0-1	0	4	1	1	0	0
JUL 8	at ATLANTA	23:55	2-9	0-4	0-0	1-4-5	1	5	0	3	0	4
JUL 9	at MINNESOTA	23:15	2-8	1-4	0-0	1-2-3	0	3	1	1	0	5
JUL 15	at CHICAGO	12:34	1-3	0-1	2-2	3-2-5	0	1	0	1	0	4
JUL 17	vs MINNESOTA	16:36	2-3	1-2	1-2	0-2-2	1	1	0	0	1	6
JUL 20	vs CONNECTICUT	13:58	1-4	0-1	0-0	0-3-3	0	2	1	0	0	2
JUL 22	at ATLANTA	13:37	1-5	0-1	1-2	2-3-5	1	4	1	1	2	3
OLYMPIC BREAK												
AUG 26	at PHOENIX	6:09	2-5	1-2	0-0	0-1-1	0	2	0	0	1	5
AUG 28	vs CHICAGO	5:16	0-1	0-0	0-0	1-0-1	1	0	0	1	1	0
AUG 31	at SEATTLE	7:41	2-3	1-1	0-0	1-0-1	0	4	0	0	1	5
SEPT 2	vs LOS ANGELES		DNP- COACH'S DECISION									
SEPT 4	vs WASHINGTON	0:55	0-0	0-0	0-0	0-0-0	0	2	0	1	0	0
SEPT 9	at SAN ANTONIO	9:58	1-3	0-0	0-0	1-1-2	0	5	0	0	0	2
SEPT 11	vs NEW YORK	15:17	1-6	0-0	0-0	0-6-6	0	3	0	1	1	2
SEPT 16	at CONNECTICUT	27:47	9-15	4-7	0-1	2-4-6	0	2	0	1	0	22
SEPT 18	at INDIANA	27:27	2-4	0-1	0-0	1-4-5	1	4	1	2	0	4

MEDIA

THE ORGANIZATION

ARLINGTON

PLAYERS/COACHES

2016 RECAP

HISTORY

RECORDS

OPPONENTS

2017 SCHEDULE

2016 // A YEAR IN REVIEW

With a multi-faced trade with the Los Angeles Sparks that delivered three-point specialist Erin Phillips, the fifth pick in the 2016 WNBA Draft, and first round selection in 2017, the Dallas Wings marched into the 2016 season full of promise. As preparations to solidify the 2016 roster continued, there were a couple of items the team needed to do: extend the contracts of all-star guard Skylar Diggins and forward Glory Johnson.

The Wings walked into the 2016 Draft with sights on their fifth pick, the very talented forward Aerial Powers out of Michigan State. The selection of Powers locked in the talent for 2016, which gave the team a solid roster going into training camp.

MAY

After playing two games in the preseason, the Wings kicked off the 2016 regular season on the road at 2-1, with wins in Indiana, (90-79) and in Washington (87-77). Two days later, they opened their inaugural season at home, defeating San Antonio, 82-77 in front a sold-out home crowd. Odyssey Sims and Courtney Paris both broke career records that night hitting the 1,000-point mark, and becoming the 10th and 11th players in franchise history to make the mark. Sims' 23 points that night broke a season high and marked as the second straight game that she would score 20 points or more. Eight days later, she would tie her season high vs Chicago. The Wings ended the month at home in front of a full crowd, finishing with a 3-3 record.



JUNE

Key wins included back-to-back feats over the Phoenix Mercury, a 117-111 triple-overtime win on the Mercury's home court. After an 0-4 start, the Wings turned it around, winning four straight. Other victories included wins over Seattle and San Antonio. The Wings finished at 1-3, taking a win in Seattle on June 30, and end the month with a 5-6 record. After only playing one game in May, Skylar Diggins would make her return to the court with impressive performances in Phoenix and Los Angeles. In the Wings triple-overtime win, Diggins led the team, knocking down 27 points and breaking a season high. In Los Angeles, she would break another season high and score 29 points in a close loss to the Sparks. Rookie Aerial Powers had stellar performances that included her first 20-point game as a Dallas Wing in Minnesota on June 4, followed by a 19-point game at the end of the month in Seattle. It was the first time she led the team in points for the season. Forward Karima Christmas also made season history, scoring 21 points against New York inside Madison Square Garden on June 14, then later tying her high at home against Indiana.

JULY

Glory Johnson became the first WNBA player to be part of the 20-20 club since 2013, breaking a franchise record for 20 or more rebounds in a single game. On July 5 against Phoenix, she scored 23 points and recorded 22 boards leading the Wings to their third straight win over Phoenix (77-74). Despite the 1-6 record in July, the Wings recorded individual milestones to put them among the best in franchise history. Veteran Plenette Pierson played her 400th game as a WNBA player when the Wings visited the Chicago Sky. Two days later, she would record her 600th offensive rebound, which placed her second in franchise history behind Cheryl Ford. Along with marking milestones, the Wings also traded second year guard Brianna Kiesel, and brought in Oklahoma State standout and former WNBA champion Tiffany Bias on July 27. In her second game as a Dallas Wing, she recorded a career high of 10 points vs. Atlanta. Also in that game, Skylar Diggins recorded 15 points in the first quarter, the most a Wings player had scored up to that point of the season in a single game. She ended the night tying her season high of 29 points.



AUGUST

Olympic Break.

SEPTEMBER

After a month-long Olympic break, the Wings returned to action, snapping an 11-game losing streak with a 92-84 victory over the San Antonio Stars. The win also gave Head Coach Fred Williams his 100th win as a WNBA head coach. Odyssey Sims led the team that night with 20 points. It was the 23rd time she had reached double figures in the season, and the seventh time she scored 20 or more points in a game. The Wings would go on and defeat third-ranked New York (84-81) two days later at home. Guard Skylar Diggins played her 100th game in her WNBA career against the Liberty that day, scoring 22 points. It was the sixth time in the season she had recorded 20 points or more in a single game. Dallas ended the regular season on the road with visits to Connecticut and Indiana, taking losses on both games, to finish the month at 2-4 and 11-23 overall.

2016 // A YEAR IN REVIEW



HOME/ROAD - REGULAR SEASON

	RECORD	HOME	ROAD	OT
All Games	11-23	6-11	5-12	2-2
vs. Eastern	3-15	1-8	2-7	0-1
vs. Western	8-8	5-3	3-5	2-1

BY MONTH - REGULAR SEASON

May	3-3
June	5-6
July	1-7
August	0-3
September	2-4

WIN-LOSE STREAKS

OVERALL	HOME	ROAD
Loss-2	Win-1	Loss-2
Long: Win-4	Win-3	Win-1
Loss-11	Loss-5	Loss-6

2016 PLAYER STATISTICS

PLAYER	G	GS	MIN	-FIELD GOALS-			--3-POINT FG--			-FREE THROWS-			--REBOUNDS--				AST	PF	DQ	STL	TO	BLK	PTS	AVG
				FG	FGA	PCT	3FG	3FGA	3PCT	FT	FTA	PCT	OR	DR	REB									
Odyssey Sims	34	30	1074	153	433	.353	42	150	.280	128	145	.883	20	66	86	131	78	0	37	86	7	476	14.0	
Skylar Diggins	27	25	765	113	290	.390	23	77	.299	104	132	.788	12	39	51	91	53	0	29	63	8	353	13.1	
Karima Christmas	34	34	1075	128	320	.400	38	120	.317	129	162	.796	82	118	200	71	93	1	41	51	23	423	12.4	
Plenette Pierson	27	27	718	116	300	.387	30	89	.337	58	70	.829	36	87	123	53	96	1	22	48	10	320	11.9	
Glory Johnson	18	6	502	72	163	.442	4	14	.286	55	73	.753	48	113	161	23	39	1	17	26	11	203	11.3	
Aerial Powers	32	2	614	100	254	.394	32	87	.368	101	121	.835	27	60	87	35	74	1	33	51	7	333	10.4	
Courtney Paris	34	32	827	119	217	.548	0	1	.000	25	45	.556	94	177	271	38	111	0	14	27	29	263	7.7	
Erin Phillips	32	12	466	49	112	.438	23	60	.383	29	32	.906	15	22	37	38	32	0	5	25	3	150	4.7	
Theresa Plaisance	27	1	320	43	108	.398	15	45	.333	7	11	.636	22	45	67	8	61	0	7	19	11	108	4.0	
Jordan Hooper	32	1	291	42	112	.375	28	82	.341	7	8	.875	8	29	37	5	31	0	6	16	2	119	3.7	
Tiffany Bias	10	0	64	8	23	.348	3	11	.273	10	12	.833	1	4	5	6	5	0	2	11	0	29	2.9	
Ruth Hamblin	20	0	130	8	32	.250	0	0	---	5	7	.714	9	20	29	4	13	0	2	4	9	21	1.1	
Brianna Kiesel	14	0	103	4	23	.174	1	6	.167	3	4	.750	1	5	6	18	15	0	5	10	0	12	0.9	
WINGS	34	-	6950	955	2387	.400	239	742	.322	661	822	.804	375	785	1160	521	701	4	220	475	120	2810	82.6	
OPPONENTS	34	-	6950	1104	2321	.476	161	477	.338	631	790	.799	325	907	1232	659	744	6	264	461	200	3000	88.2	

2016 PLAYER STATISTICS

PLAYER	-- SINGLE-GAME HIGHS --							----- AVERAGE PER GAME -----							----- AVERAGE PER 40 MINUTES -----						
	MIN	REB	AST	ST	TO	BL	PTS	MIN	REB	AST	STL	TO	BLK	PTS	REB	AST	PF	STL	TO	BLK	PTS
Odyssey Sims	47	6	9	4	7	2	26	31.6	2.5	3.9	1.09	2.5	0.21	14.0	3.2	4.9	2.9	1.38	3.2	0.26	17.7
Skylar Diggins	42	7	9	4	6	3	29	28.3	1.9	3.4	1.07	2.3	0.30	13.1	2.7	4.8	2.8	1.52	3.3	0.42	18.5
Karima Christmas	45	15	6	4	4	3	23	31.6	5.9	2.1	1.21	1.5	0.68	12.4	7.4	2.6	3.5	1.53	1.9	0.86	15.7
Plenette Pierson	39	11	7	2	6	2	23	26.6	4.6	2.0	0.81	1.8	0.37	11.9	6.9	3.0	5.3	1.23	2.7	0.56	17.8
Glory Johnson	39	22	2	4	4	2	23	27.9	8.9	1.3	0.94	1.4	0.61	11.3	12.8	1.8	3.1	1.35	2.1	0.88	16.2
Aerial Powers	32	10	4	3	4	2	21	19.2	2.7	1.1	1.03	1.6	0.22	10.4	5.7	2.3	4.8	2.15	3.3	0.46	21.7
Courtney Paris	34	15	4	2	2	3	14	24.3	8.0	1.1	0.41	0.8	0.85	7.7	13.1	1.8	5.4	0.68	1.3	1.40	12.7
Erin Phillips	27	5	5	1	4	1	16	14.6	1.2	1.2	0.16	0.8	0.09	4.7	3.2	3.3	2.7	0.43	2.1	0.26	12.9
Theresa Plaisance	28	6	1	1	3	2	22	11.8	2.5	0.3	0.26	0.7	0.41	4.0	8.4	1.0	7.6	0.88	2.4	1.38	13.5
Jordan Hooper	23	6	1	2	2	1	14	9.1	1.2	0.2	0.19	0.5	0.06	3.7	5.1	0.7	4.3	0.82	2.2	0.27	16.4
Tiffany Bias	14	2	3	1	3	0	10	6.4	0.5	0.6	0.20	1.1	0.00	2.9	3.1	3.8	3.1	1.25	6.9	0.00	18.1
Ruth Hamblin	19	5	1	1	1	2	4	6.5	1.5	0.2	0.10	0.2	0.45	1.1	8.9	1.2	4.0	0.62	1.2	2.77	6.5
Brianna Kiesel	15	2	4	1	3	0	3	7.4	0.4	1.3	0.36	0.7	0.00	0.9	2.3	7.0	5.8	1.94	3.9	0.00	4.7
WINGS	275	49	24	13	21	8	117	204.4	34.1	15.3	6.47	14.0	3.53	82.6	33.4	15.0	20.2	6.33	13.7	3.45	80.9
OPPONENTS	275	51	28	15	21	11	111	204.4	36.2	19.4	7.76	13.6	5.88	88.2	35.5	19.0	21.4	7.60	13.3	5.76	86.3

2016 // A YEAR IN REVIEW

2016 GAME-BY-GAME RESULTS

Date	Opponent	Res.	Score	Streak	Hm	Rd	Tot	Hi Pts	Hi Reb	Hi Asts	Opp. Scoring	Attendance
5/14	at Indiana	W	90-79	W1	0-0	1-0	1-0	17-Pierson	9- Paris	6 (2)-Christmas/Sims	18-Mitchell	8569
5/15	at New York	L	71-79	L1	0-0	1-1	1-1	14-Sims/ Plaisance	12- Paris	5- Phillips	24- Charles/Rodgers	10,120
5/18	at Washington	W	87-77	W1	0-0	2-1	2-1	22- Sims	10- Christmas	4- Paris	20- Hill	5618
5/21	San Antonio	W	82-77	W2	1-0	2-1	3-1	23-Sims	15-Paris	4-Phillips	29-McBride	7275
5/27	Atlanta	L	93-102	L1	1-1	2-1	3-2	16- Powers/ Pierson	14- Paris	5- Sims	26- McCoughtry	4712
5/29	Chicago	L	87-92	L2	1-2	2-1	3-3	23- Sims	9- Paris	6- Christmas	18- Pondexter	5297
6/4	at Minnesota	L	63-80	L3	1-2	2-2	3-4	20-Powers	8-Paris	4-Sims/Kiesel	16- Fowels	7634
6/8	Washington	L	79-87	L4	1-3	2-2	3-5	17- Powers	10- Christmas	9- Sims	23- Meesseman	4177
6/11	Los Angeles	L	73-97	L5	1-4	2-2	3-6	18-Sims	6-Johnson	3-Sims	32-Ogwumike	5061
6/14	at New York	L	88-91	L6	1-4	2-3	3-7	21-Christmas	10-Paris	5-Sims	28-Charles	7939
6/16	Seattle	W	88-79	W1	2-4	2-3	4-7	17- Sims/ Christmas	10- Paris	5-Diggins	29-Stewart	4622
6/18	at Phoenix	W	117-111 (3OT)	W2	2-4	3-3	5-7	27-Diggins	12-Paris	6-Sims	38-Bonner	10, 235
6/21	Phoenix	W	100-90	W3	3-4	3-3	6-7	20-Diggins	8-Paris	9-Sims	26-Bonner	6819
6/23	San Antonio	W	97-90 (OT)	W4	4-4	3-3	7-7	21-Pierson	11-Johnson	5-Diggins/Sims	18-Hamby/McBride	4027
6/25	Indiana	L	92-87	L1	4-5	3-3	7-8	21-Christmas	12-Christmas	4-Christmas/Diggins	19-Larkins	5206
6/28	Los Angeles	L	89-84	L2	4-5	3-4	7-9	29- Diggins	7-Christmas/ Paris	7- Diggins	31- Parker	7823
6/30	Seattle	W	83-78	W1	4-5	4-4	8-9	19- Powers	12- Paris	5- Christmas	24- Loyd	5365
7/2	Connecticut	L	86-83	L1	4-6	4-4	8-10	16-Johnson	12-Johnson Diggins, Sims	2-Christmas	24-Bentley	5108
7/5	Phoenix	W	77-74	W1	5-6	4-4	9-10	23-Johnson	22-Johnson	4-Diggins	22-Taurasi	5480
7/8	Atlanta	L	95-90	L1	5-6	4-5	9-11	18-Christmas	15-Christmas/Johnson	5- Sims	27- McCoughtry	6745
7/9	Minnesota	L	93-56	L2	5-6	4-6	9-12	9-Phillips/Powers	6-Paris	2-Sims/Phillips/Kiesel	22-Whalen	7613
7/15	Chicago	L	84-77	L3	5-6	4-7	9-13	20-Pierson	8-Paris	6-Sims	24-Delle Donne	6012
7/17	Minnesota	L	98-97	L4	5-7	4-7	9-14	21-Pierson	11-Pierson	9-Diggins	20-Moore	5752
7/20	Connecticut	L	89-78	L5	5-8	4-7	9-15	20-Sims	11-Paris	8-Sims	26-Ogwumike	4873
7/22	Atlanta	L	88-93	L6	5-8	4-8	9-16	29- Diggins	10- Paris	7-Pierson	22- Gray	4749
8/26	Phoenix	L	72-98	L7	5-8	4-9	9-17	23- Pierson	8- Pierson	3-Bias/Sims/ Diggins	22-Taylor	11,396
8/28	Chicago	L	85-92	L8	5-9	4-9	9-18	22- Sims	8- Powers	6- Pierson	18- Delle Donne	5651
8/31	Seattle	L	66-78	L9	5-9	4-10	9-19	19-Pierson	9-Johnson	5-Diggins	23-Loyd	6771
9/2	Los Angeles	L	79-87	L10	5-10	4-10	9-20	26-Sims	15-Johnson	2- four tied	28-Ogwumike	5176
9/4	Washington	L	83-88	L11	5-11	4-10	9-21	25-Diggins	11-Pierson	4-Diggins	25-Hill	6162
9/9	San Antonio	W	92-84	W1	5-11	5-10	10-21	20- Sims	11- Paris	7- Sims	27- Jefferson	7425
9/11	New York	W	84-81	W2	6-11	5-10	11-21	23- Christmas	12- Paris	2- Sims	29- Charles	5662
9/16	Connecticut	L	74-107	L1	6-11	5-11	11-22	22-Plaisance	7-Paris	5-Diggins	15-Williams/Little	6228
9/18	Indiana	L	60-83	L2	6-11	5-12	11-23	12-Christmas	5-Plaisance/Paris	4-Sims/Diggins	16-Kizer/Catchings	17,704

2015 TULSA SHOCK // IN REVIEW



2015 PLAYER STATISTICS

PLAYER	G	GS	MP	--- FIELD GOALS ---			--- 3-POINT FG ---			--- FREE THROWS ---			--- REBOUNDS ---			AST	STL	BLK	PF	PTS
				FG	FGA	FG%	3P	3PA	3P%	FT	FTA	FT%	ORB	DRB	TR					
Skylar Diggins	9	9	32.1	5.7	14.0	.405	4.2	10.8	.392	5.0	5.4	.918	1.2	1.4	2.7	5.0	1.6	0.3	1.8	17.8
Odyssey Sims	23	19	31.4	5.0	13.4	.369	4.2	9.7	.432	5.3	6.3	.847	0.7	2.7	3.4	3.8	1.1	0.0	2.4	16.0
Riquna Williams	29	20	28.0	4.5	12.7	.352	2.6	7.1	.357	4.7	5.5	.850	0.6	2.9	3.4	2.6	1.5	0.5	2.7	15.6
Plenette Pierson	30	29	28.1	5.1	11.6	.437	4.5	10.0	.449	2.1	2.6	.808	1.2	2.9	4.1	1.9	1.0	0.4	2.9	12.8
Karima Christmas	32	32	28.7	3.2	8.0	.396	1.0	5.4	.401	3.3	4.2	.782	2.3	2.7	5.0	1.7	1.1	0.3	1.8	10.6
Courtney Paris	34	34	25.0	3.1	6.3	.486	3.1	6.3	.486	0.5	1.2	.425	3.0	6.3	9.3	1.3	0.4	1.2	3.1	6.6
Vicki Baugh	34	6	15.7	2.0	4.3	.473	2.0	4.3	.476	1.3	1.8	.738	1.4	2.7	4.1	0.6	0.5	0.4	2.0	5.4
Brianna Kiesel	34	15	18.1	1.8	5.3	.333	1.4	3.8	.375	1.2	1.6	.755	0.2	0.6	0.8	1.9	0.8	1.2	1.8	5.1
Jordan Hooper	34	5	17.1	1.6	4.4	.358	0.5	1.2	.400	0.4	0.6	.684	0.7	1.4	2.1	0.3	0.4	0.1	1.1	4.7
Tiffany Jackson	12	0	14.6	1.4	2.8	.500	1.4	2.8	.500	1.3	1.5	.833	1.3	3.0	4.3	0.7	0.5	0.4	0.9	4.1
Amanda Zahui B.	31	0	9.7	1.3	3.5	.361	0.9	2.3	.375	0.5	0.6	.750	0.8	1.6	2.4	0.3	0.2	0.6	1.9	3.4
Theresa Plaisance	25	1	8.2	0.6	2.3	.281	0.3	1.3	.250	0.3	0.4	.700	0.8	1.2	1.9	0.2	0.2	0.2	1.2	1.9
Brittany Hrynko	2	0	1.5	0.0	0.5	.000	0.0	0.0	.000	0.0	0.0	0.0	0.0	0.0	0.0	0.0	0.0	0.0	0.0	0.0
Team	34		201.3	26.7	67.6	.395	206	634	.325	622	785	.792	393	819	1212	480	236	127	663	77.7
Opponent	34		201.3	28.3	63.8	.445	162	480	.338	530	669	.792	287	857	1144	556	211	194	720	77.1

2015 PLAYER STATISTICS

PLAYER	-- SINGLE-GAME HIGHS --							----- AVERAGE PER GAME -----							----- AVERAGE PER 40 MINUTES -----						
	MIN	REB	AST	ST	TO	BL	PTS	MIN	REB	AST	STL	TO	BLK	PTS	REB	AST	PF	STL	TO	BLK	PTS
Skylar Diggins	35	6	8	3	5	2	31	32.2	2.7	5.0	1.56	2.0	0.33	17.8	3.3	6.2	2.2	1.94	2.5	0.42	22.1
Odyssey Sims	41	7	7	3	6	1	30	31.4	3.4	3.8	1.09	2.8	0.04	16.0	4.3	4.9	3.0	1.38	3.5	0.06	20.4
Riquna Williams	39	7	6	4	5	2	35	28.0	3.4	2.6	1.48	1.6	0.52	15.6	4.9	3.6	3.8	2.12	2.3	0.74	22.2
Plenette Pierson	38	9	5	3	5	1	24	28.1	4.1	1.9	0.97	1.8	0.40	12.8	5.8	2.7	4.1	1.38	2.6	0.57	18.2
Karima Christmas	36	10	5	3	5	2	24	28.7	5.0	1.7	1.06	1.2	0.28	10.6	6.9	2.4	2.6	1.48	1.7	0.39	14.7
Courtney Paris	37	19	4	3	5	5	16	25.0	9.3	1.3	0.35	1.0	1.21	6.6	14.9	2.0	4.9	0.57	1.6	1.93	10.6
Vicki Baugh	36	8	3	3	4	2	22	15.7	4.1	0.6	0.53	1.3	0.35	5.4	10.5	1.5	5.1	1.35	3.2	0.90	13.7
Brianna Kiesel	40	3	8	4	7	2	28	18.1	0.8	1.9	0.82	1.2	0.06	5.1	1.8	4.2	4.0	1.82	2.7	0.13	11.2
Jordan Hooper	37	7	2	2	2	1	16	17.1	2.1	0.3	0.41	0.5	0.12	4.7	4.8	0.8	2.5	0.96	1.2	0.28	10.9
Jackson-Jones	24	10	3	2	3	1	12	14.6	4.3	0.7	0.50	1.3	0.42	4.1	11.7	1.8	2.5	1.37	3.7	1.14	11.2
Amanda Zahui B.	20	8	4	2	3	5	15	9.7	2.4	0.3	0.23	0.6	0.61	3.4	10.0	1.3	7.7	0.93	2.7	2.53	14.0
Theresa Plaisance	33	7	1	1	1	2	7	8.2	1.9	0.2	0.24	0.1	0.16	1.9	9.4	1.0	5.7	1.17	0.4	0.78	9.2
Brittany Hrynko (TUL)	2	0	0	0	0	0	0	1.6	0.0	0.0	0.00	0.0	0.00	0.0	0.0	0.0	0.00	0.0	0.00	0.00	0.0
SHOCK	225	57	23	12	18	7	101	201.5	35.6	14.1	6.94	12.6	3.74	77.7	35.4	14.0	19.4	6.89	12.5	3.71	77.1
OPPONENTS	225	48	23	12	26	11	98	201.5	33.6	16.4	6.21	13.7	5.76	77.1	33.4	16.2	21.0	6.16	13.6	5.72	76.5

2015 TULSA SHOCK // IN REVIEW

TULSA SHOCK 2015 GAME-BY-GAME RESULTS												
Date	Opponent	W/L	Result	Home	Road	Total	High Scorer	High Rebounds	High Assists	Opp. Scoring	Att.	
June 5	AT MINNESOTA	L	75-83	0-0	0-1	0-1	Pierson-18	Paris-10	Sims-7	Whalen-26	9,020	
June 6	CHICAGO	W	101-93	1-0	0-1	1-1	Sims-23	Paris-9	Diggins-8	Della Donne-40	7,256	
June 9	SEATTLE	W	68-45	2-0	0-1	2-1	Pierson/Sims-12	Paris-11	Diggins-5	Montgomery-10	4,149	
June 14	AT SAN ANTONIO	W	73-62	2-0	1-1	3-1	Diggins-21	Paris-19	Pierson-3	McBride-17	7,305	
June 16	San Antonio	W	88-61	3-0	1-1	4-1	Pierson-20	Paris-13	Kiesel-8		5,000	
June 19	at Washington	W	86-82	3-0	2-1	5-1	Pierson-24	Paris-14	Diggins-5	Meeseman-24	7,099	
June 21	at Minnesota	W	86-78	3-0	3-1	6-1	Diggins-26	Paris-11	Diggins-8	Brunson-18	8,823	
June 26	New York	W	71-62	4-0	3-1	7-1	Williams-11	Christmas-6	Diggins/Williams-4	Rodgers-12	5,125	
June 28	Seattle	W	93-89	5-0	3-1	8-1	Diggins-31	Christmas/Paris-9	Diggins-6	Loyd/Tokashiki-21	4,985	
June 30	at Seattle	L	69-74	5-0	3-2	8-2	Williams-23	Paris-7	Kiesel-5	Bird-17	4,352	
July 2	at Phoenix	L	55-86	5-0	3-3	8-3	Christmas-11	Christmas-10	Christmas-4	Dupree-16	8,996	
July 3	at Los Angeles	L	95-98	5-0	3-4	8-4	Williams-22	Paris-10	Pierson-5	Toliver-43	6,358	
July 7	at Atlanta	W	85-75	5-0	4-4	9-4	Pierson-24	Paris-10	Paris/Kiesel-4	McCoughtry-25	6,744	
July 11	Los Angeles	W	82-67	6-0	4-4	10-4	Christmas-24	Paris-6	Sims-6	Ogwumike-22	6,144	
July 15	at Indiana	L	80-83	6-0	4-5	10-5	Williams-31	Paris-8	Pierson-4	Zellous-16	6,435	
July 17	at San Antonio	L	58-65	6-0	4-6	10-6	Sims-14	Paris/Baugh-6	Williams-3	Young-Malcolm-18	9,080	
July 19	Minnesota	L	72-79	6-1	4-6	10-7	Williams-19	Sims/Paris-7	Williams/Sims-4	Moore-32	5,987	
July 21	Washington	L	69-76	6-2	4-6	10-8	Christmas-15	Paris-19	Sims-3	Dolson-18	6,147	
July 30	Phoenix	L	66-78	6-3	4-6	10-9	Sims-16	Paris-7	Sims-4	Bonner-24	4,637	
Aug. 1	Minnesota	L	80-86	6-4	4-6	10-10	Williams-35	Pierson/Paris-8	Sims-6	Moore-20	4,776	
Aug. 4	at Phoenix	L	84-87 (OT)	6-4	4-7	10-11	Christmas/Williams-17	Paris-16	Pierson-4	Bonner-25	8,824	
Aug. 6	at Los Angeles	L	57-84	6-4	4-8	10-12	Pierson-14	Paris/Zahui B-6	Williams/Baugh-4	Ogwumike-26	8,056	
Aug. 9	Atlanta	L	90-98	6-5	4-8	10-13	Williams-35	Paris-11	Sims/Christmas-4	McCoughtry-23		
Aug. 12	at Connecticut	L	74-80	6-5	4-9	10-14	Sims/Christmas-15	Paris-9	Sims-6	Bentley-25	4,682	
Aug. 15	at New York	W	81-76	7-5	4-9	11-14	Sims-27	Paris-10	Sims-7	Boyd-22	9,857	
Aug. 18	Phoenix	W	74-59	8-5	4-9	12-14	Williams-18	Paris-11	Williams-6	Dupree-18	4,566	
Aug. 21	Connecticut	W	84-76 (OT)	9-5	4-9	13-14	Williams-22	Christmas-8	Lacy-22		4,225	
Aug. 28	Los Angeles	W	76-66	10-5	4-9	14-14	Sims/Williams-15	Paris-13	Sims/Williams-4	Parker-24	4,776	
Aug. 30	Indiana	W	76-70	11-5	4-9	15-14	Sims-30	Baugh-5	Sims-5	Catchings-22	4,512	
Sept. 3	at Seattle	W	85-67	11-5	5-9	16-14	Sims-24	3 with 8	Sims-4	Loyd-16	4,352	
Sept. 6	at Los Angeles	L	73-92	11-5	5-10	16-15	Pierson/Sims-21	Paris-6	Sims-6	Parker-33		
Sept. 8	San Antonio	W	74-64	12-5	5-10	17-15	Sims-27	3with 7	Sims/Kiesel-2	Perkins-24	4,145	
Sept. 11	at Chicago	L	71-92	12-5	5-11	17-16	Baugh-22	Jackson-Jones-9	Kiesel-8	Della Donne-21	7,753	
Sept. 13	Phoenix	W	91-87	13-5	5-11	18-16	Kiesel-28	Zahui B-8	Kiesel-5	Currie-26	6,064	
Playoffs												
Sept. 17	at Phoenix	L	55-88				Sims-18	Paris-7	Sims-3	Griner-18	8,509	
Sept. 19	Phoenix	L	67-91				Sims-22	Paris-8	Sims-7	Griner-23	3,261	

MEDIA

THE ORGANIZATION

ARLINGTON

PLAYERS/COACHES

2016 RECAP

HISTORY

RECORDS

OPPONENTS

2017 SCHEDULE

2014 TULSA SHOCK//IN REVIEW



2014 PLAYER STATISTICS

PLAYER	G	GS	MP	--- FIELD GOALS ---			--- 3-POINT FG ---			--- FREE THROWS ---			--- REBOUNDS ---						PTS	
				FG	FGA	FG%	3P	3PA	3P%	FT	FTA	FT%	ORB	DRB	TRB	AST	STL	BLK		PF
Skylar Diggins	34	34	35.1	6.8	16.1	.424	1.0	3.4	.284	5.5	6.5	.842	0.7	1.8	2.5	5.0	1.5	0.6	2.6	20.1
Odyssey Sims	34	31	34.4	5.9	14.6	.406	1.4	4.0	.346	3.5	4.2	.839	0.8	2.0	2.8	4.2	1.3	0.3	2.6	16.7
Glory Johnson	33	33	32.4	5.2	11.7	.449	0.0	0.1	.000	4.2	5.5	.760	2.9	6.4	9.2	1.4	1.4	0.4	3.2	14.7
Courtney Paris	34	34	27.6	4.1	7.1	.574	0.0	0.0		1.0	2.1	.493	4.0	6.2	10.2	1.1	0.8	1.1	3.4	9.2
Riquna Williams	11	2	15.8	2.5	6.3	.406	0.5	2.5	.222	1.3	1.4	.933	0.5	1.4	1.8	1.2	1.4	0.2	1.5	6.9
Jordan Hooper	34	1	19.0	2.0	5.6	.354	1.4	4.1	.329	0.4	0.6	.714	0.7	1.7	2.4	0.6	0.4	0.2	1.4	5.8
Roneeka Hodges	34	34	21.2	1.9	5.4	.346	0.9	3.3	.259	0.7	0.9	.793	0.6	1.2	1.8	1.4	0.5	0.1	2.0	5.3
Jennifer Lacy	34	1	10.5	1.2	3.3	.369	0.6	1.7	.322	0.5	0.9	.581	0.5	0.9	1.5	0.3	0.2	0.1	1.9	3.5
Vicki Baugh	33	0	8.1	1.0	1.7	.589	0.0	0.0		0.5	0.7	.727	1.1	1.8	2.9	0.2	0.3	0.2	1.7	2.5
Tiffany Jackson-Jones	7	0	10.1	0.9	2.1	.400	0.0	0.0		0.4	0.6	.750	0.4	1.4	1.9	0.1	0.6	0.1	1.3	2.1
Angel Goodrich	28	0	6.3	0.4	0.9	.500	0.0	0.1	.500	0.1	0.3	.571	0.1	0.3	0.4	0.8	0.3	0.0	0.5	1.0
Theresa Plaisance	19	0	4.7	0.2	1.1	.150	0.1	0.3	.400	0.2	0.2	1.000	0.3	0.5	0.8	0.3	0.2	0.3	1.2	0.6
Team	34	6881	1002	2343	.428	183	600	.305	577	751	.768	396	782	1178	519	245	110	691	81.3	
Opponent	34	6881	1039	2221	.468	149	411	.363	604	753	.802	316	833	1149	601	228	150	682	83.3	

2014 PLAYER STATISTICS

PLAYER	-- SINGLE-GAME HIGHS --							----- AVERAGE PER GAME -----							----- AVERAGE PER 40 MINUTES -----						
	MIN	REB	AST	ST	TO	BL	PTS	MIN	REB	AST	STL	TO	BLK	PTS	REB	AST	PF	STL	TO	BLK	PTS
Skylar Diggins	43	8	12	6	7	2	34	35.1	2.5	5.0	1.50	2.9	0.59	20.1	2.9	5.7	3.0	1.71	3.3	0.67	22.9
Odyssey Sims	42	7	10	5	6	2	39	34.4	2.8	4.2	1.29	2.1	0.29	16.7	3.3	4.9	3.0	1.51	2.4	0.34	19.5
Glory Johnson	41	13	5	3	7	2	22	32.4	9.2	1.4	1.36	2.6	0.39	14.7	11.4	1.7	4.0	1.68	3.3	0.49	18.1
Courtney Paris	37	16	3	5	3	5	22	27.6	10.2	1.1	0.82	1.1	1.06	9.2	14.8	1.6	4.9	1.19	1.5	1.53	13.3
Riquna Williams	32	4	3	5	4	1	27	15.8	1.8	1.2	1.36	1.4	0.18	6.9	4.6	3.0	3.7	3.45	3.4	0.46	17.5
Jordan Hooper	31	6	4	2	4	1	12	19.0	2.4	0.6	0.35	0.8	0.21	5.8	5.0	1.2	2.8	0.74	1.7	0.43	12.2
Roneeka Hodges	30	5	4	2	3	2	16	21.2	1.8	1.4	0.50	0.6	0.15	5.3	3.3	2.6	3.8	0.94	1.1	0.28	10.0
Jennifer Lacy	28	5	1	2	4	2	12	10.5	1.5	0.3	0.18	0.8	0.12	3.5	5.6	1.2	7.3	0.67	3.1	0.45	13.3
Vicki Baugh	19	9	2	2	2	1	10	8.1	2.9	0.2	0.33	0.5	0.21	2.5	14.3	0.8	8.3	1.65	2.4	1.05	12.3
Tiffany Jackson-Jones	15	4	1	2	1	1	4	10.1	1.9	0.1	0.57	0.6	0.14	2.1	7.3	0.6	5.1	2.25	2.3	0.56	8.5
Angel Goodrich	15	3	3	1	2	0	6	6.3	0.4	0.8	0.31	0.7	0.00	1.0	2.4	5.1	2.9	1.99	4.4	0.00	6.4
Theresa Plaisance	11	4	3	3	2	1	5	4.7	0.8	0.3	0.21	0.2	0.26	0.6	6.7	2.2	9.9	1.80	1.3	2.25	5.4
SHOCK	225	43	21	11	21	10	107	202.2	34.7	15.3	7.24	13.6	3.24	81.2	34.3	15.1	20.1	7.16	13.5	3.20	80.3
OPPONENTS	225	49	27	11	23	13	102	202.2	33.8	17.7	6.71	13.6	4.41	83.3	33.5	17.5	19.8	6.63	13.5	4.36	82.4

2014 TULSA SHOCK//IN REVIEW

TULSA SHOCK 2014 GAME-BY-GAME RESULTS

Date	Opponent	W/L	Result	Home	Road	Total	High Scorer	High Rebounds	High Assists	Opp. Scoring	Att.
May 17	@San Antonio	L	76- 80	0-0	0-1	0-1	Diggins-20	Paris-14	Diggins-9	Perkins-20	7,665
May 23	MINNESOTA	L	93- 94	0-1	0-1	0-2	Diggins-21	Paris-12	Sims-6	M. Moore-38	7,256
May 28	@San Antonio	L	79- 82	0-1	0-2	0-3	Johnson-18	Paris-10	Diggins-7	McBride-30	5,286
May 30	@Phoenix	L	78-100	0-1	0-3	0-4	Williams-27	Johnson-8	Diggins/Hodges-4	Taurasi-16	7,923
Jun 1	@Seattle	L	60- 62	0-1	0-4	0-5	Johnson-21	Paris/Johnson-9	Sims-6	Langhorne-23	6,128
Jun 6	PHOENIX	W	94- 78	1-1	0-4	1-5	Sims-21	Johnson-12	Diggins-9	Taurasi-22	4,975
Jun 10	NEW YORK	W	72- 57	2-1	0-4	2-5	Diggins-21	Paris-16	Diggins-7	Charles-25	4,542
Jun 13	LOS ANGELES	W	69- 67	3-1	0-4	3-5	Diggins-22	Paris-15	Sims-6	Parker-18	5,058
Jun 15	SEATTLE	W	85- 79	4-1	0-4	4-5	Diggins-26	Johnson-13	Sims-6	Wright-24	4,141
Jun 19	@Los Angeles	L	77- 87	4-1	0-5	4-6	Johnson-22	Johnson-10	Diggins-4	Parker-24	8,953
Jun 20	@Phoenix	L	80- 91	4-1	0-6	4-7	Johnson-20	Paris-15	Diggins-7	Griner-28	9,098
Jun 22	@Chicago	W	105- 99(OT)	4-1	1-6	5-7	Diggins-33	Paris-14	Sims-9	Breland-26	6,711
Jun 25	@Indiana	W	107-102(OT)	4-1	2-6	6-7	Diggins-32	Paris-11	Hooper/Diggins-4	Zellous-33	7,367
Jun 28	LOS ANGELES	L	89- 92(OT)	4-2	2-6	6-8	Diggins-29	Paris-15	Sims-10	Ogwumike-22	5,136
Jun 29	PHOENIX	L	77- 80	4-3	2-6	6-9	Sims/Johnson/Diggins-16	Paris-9	Diggins-7	Griner-21	5,939
Jul 1	@New York	L	74- 90	4-3	2-7	6-10	Diggins-23	Paris-12	Diggins-6	Charles-28	7,414
Jul 3	@Connecticut	W	96- 83	4-3	3-7	7-10	Sims-30	Paris-15	Sims-5	Thomas-24	5,396
Jul 5	CONNECTICUT	L	76- 78	4-4	3-7	7-11	Diggins-30	Johnson-11	Diggins-6	Douglas-18	5,943
Jul 8	INDIANA	L	76- 78	4-5	3-7	7-12	Diggins-23	Baugh/Johnson-9	Sims/Diggins-4	Catchings-23	4,107
Jul 10	MINNESOTA	L	85- 91	4-6	3-7	7-13	Diggins-21	Johnson-12	Diggins-12	M. Moore-33	4,961
Jul 12	WASHINGTON	L	74- 91	4-7	3-7	7-14	Johnson-20	Johnson-11	Sims-6	Meesseman/Latta-15	5,958
Jul 16	@Minnesota	L	82- 93	4-7	3-8	7-15	Diggins-19	Paris-12	Hodges-4	M. Moore-32	16,413
Jul 17	SAN ANTONIO	W	95- 90	5-7	3-8	8-15	Paris-22	Johnson-10	Diggins-8	Adams-17	6,165
Jul 22	@San Antonio	L	93- 95	5-7	3-9	8-16	Sims-39	Johnson-10	Diggins-5	McBride-26	6,041
Jul 25	@Washington	L	77- 82	5-7	3-10	8-17	Diggins-19	Paris-16	Sims/Diggins-5	Latta-17	8,616
Jul 27	CHICAGO	W	79- 69	6-7	3-10	9-17	Sims-24	Johnson-11	Sims-8	Quigley/Prince-14	5,540
Jul 29	SEATTLE	W	80- 74	7-7	3-10	10-17	Sims-21	Johnson-13	Sims/Diggins/Hodges-3	Bird-15	4,735
Jul 31	ATLANTA	L	75- 85	7-8	3-10	10-18	Sims-22	Paris/Johnson-9	Diggins-4	Hayes-27	6,841
Aug 2	MINNESOTA	L	75- 84	7-9	3-10	10-19	Sims-25	Paris/Johnson-10	Sims-4	M. Moore-40	6,339
Aug 5	@Los Angeles	W	96- 90	7-9	4-10	11-19	Sims-30	Paris/Johnson-9	Sims-7	Ogwumike-35	7,832
Aug 8	SAN ANTONIO	W	79- 62	8-9	4-10	12-19	Sims-22	Johnson-12	Diggins-8	Hammon-16	6,990
Aug 10	@Seattle	L	68- 74	8-9	4-11	12-20	Diggins-23	Paris-14	Sims-4	Bird-22	6,079
Aug 15	@Atlanta	L	76- 92	8-9	4-12	12-21	Diggins-24	Paris-12	Sims/Diggins-4	de Souza-21	9,439
Aug 16	@Minnesota	L	63- 80	8-9	4-13	12-22	Sims-31	Baugh/Paris-7	Diggins-4	M. Moore-19	9,505

MEDIA

THE ORGANIZATION

ARLINGTON

PLAYERS/COACHES

2016 RECAP

HISTORY

RECORDS

OPPONENTS

2017 SCHEDULE

2013 TULSA SHOCK//IN REVIEW



2013 PLAYER STATISTICS

PLAYER	G	GS	MP	--- FIELD GOALS ---			--- 3-POINT FG ---			--- FREE THROWS ---			--- REBOUNDS ---					PF	PTS	
				FG	FGA	FG%	3P	3PA	3P%	FT	FTA	FT%	ORB	DRB	TRB	AST	STL			BLK
Elizabeth Cambage	20	16	25.0	5.3	9.5	.561	0.0	0.0		5.7	7.4	.776	2.5	5.8	8.3	1.1	0.5	2.4	2.9	16.3
Riquana Williams	27	6	22.7	5.1	13.0	.397	1.7	4.4	.381	3.7	4.1	.900	0.5	1.9	2.4	1.8	1.0	0.3	2.2	15.6
Glory Johnson	29	28	30.2	5.2	11.8	.446	0.0	0.1	.333	4.5	6.0	.747	3.3	5.6	8.9	1.1	1.0	0.4	2.4	15.0
Candace Wiggins	32	31	27.4	3.2	8.9	.363	1.8	4.9	.363	1.9	2.4	.792	0.8	2.0	2.9	2.0	1.2	0.2	2.9	10.1
Skylar Diggins	32	21	26.4	2.8	8.5	.328	0.6	2.4	.244	2.3	2.8	.833	0.5	1.4	1.9	3.8	1.3	0.3	2.0	8.5
Nicole Powell	32	20	22.4	2.3	5.6	.406	1.2	3.3	.362	0.7	0.8	.815	1.0	2.8	3.7	1.3	0.8	0.2	1.7	6.4
Roneeka Hodges	33	8	17.1	1.8	4.5	.387	1.2	3.5	.360	0.2	0.2	.875	0.1	1.2	1.2	1.0	0.5	0.1	0.9	5.0
Angel Goodrich	31	16	21.9	1.9	4.4	.423	0.3	1.0	.250	0.4	0.7	.545	0.5	1.4	1.8	2.9	1.2	0.1	1.1	4.4
Tiffany Jackson-Jones	19	10	20.7	1.7	4.4	.393	0.0	0.0		0.9	1.4	.654	1.9	2.6	4.5	0.7	1.3	0.2	2.2	4.4
Jennifer Lacy	32	7	14.1	1.4	4.3	.324	0.6	2.2	.254	0.6	0.7	.818	0.4	1.0	1.3	0.7	0.2	0.2	1.9	3.9
Kayla Pedersen	9	5	18.0	1.8	4.2	.421	0.0	0.0		0.3	0.7	.500	1.4	2.4	3.9	1.6	0.8	0.9	1.3	3.9
Courtney Paris	23	2	12.0	1.8	3.9	.461	0.0	0.0	.000	0.3	0.4	.667	1.8	2.3	4.1	0.5	0.3	0.7	1.6	3.8
SHOCK	34	-	6950	913	2252	.405	227	679	.334	564	718	.796	351	765	1116	514	272	126	614	77.0
OPPONENTS	34	-	6950	1013	2247	.451	165	500	.330	502	642	.782	337	876	1213	560	293	175	658	79.2

2013 PLAYER STATISTICS

PLAYER	-- SINGLE-GAME HIGHS --							----- AVERAGE PER GAME -----							----- AVERAGE PER 40 MINUTES -----						
	MIN	REB	AST	ST	TO	BL	PTS	MIN	REB	AST	STL	TO	BLK	PTS	REB	AST	PF	STL	TO	BLK	PTS
Elizabeth Cambage	36	17	3	3	6	6	28	25.0	8.3	1.1	0.50	3.1	2.40	16.3	13.3	1.8	4.6	0.80	5.0	3.85	26.1
Riquana Williams	35	9	6	4	4	2	51	22.7	2.4	1.8	1.00	1.5	0.26	15.6	4.2	3.2	3.9	1.76	2.6	0.46	27.6
Glory Johnson	42	17	3	3	8	3	32	30.2	8.9	1.1	1.03	2.1	0.41	15.0	11.8	1.5	3.2	1.37	2.7	0.55	19.9
Candace Wiggins	41	8	5	3	6	1	25	27.4	2.9	2.0	1.22	1.8	0.22	10.1	4.2	2.9	4.2	1.78	2.7	0.32	14.8
Skylar Diggins	42	5	11	4	7	2	22	26.4	1.9	3.8	1.28	2.9	0.25	8.5	2.9	5.8	3.1	1.94	4.4	0.38	12.9
Nicole Powell	37	9	6	2	4	2	21	22.4	3.7	1.3	0.75	0.9	0.19	6.4	6.7	2.3	3.0	1.34	1.6	0.34	11.5
Roneeka Hodges	35	4	4	2	3	1	22	17.2	1.2	1.0	0.52	0.5	0.06	5.0	2.8	2.3	2.1	1.20	1.2	0.14	11.6
Angel Goodrich	37	5	11	5	5	1	14	21.9	1.8	2.9	1.23	1.7	0.06	4.4	3.4	5.4	2.1	2.24	3.1	0.12	8.0
Tiffany Jackson-Jones	31	10	3	3	3	1	13	20.7	4.5	0.7	1.32	1.4	0.21	4.4	8.8	1.3	4.2	2.54	2.7	0.41	8.4
Jennifer Lacy	28	5	4	1	2	1	21	14.1	1.3	0.7	0.22	0.7	0.19	3.9	3.8	1.9	5.3	0.62	2.0	0.53	11.2
Kayla Pedersen	28	7	4	2	2	2	10	18.0	3.9	1.6	0.78	0.9	0.89	3.9	8.6	3.5	3.0	1.73	2.0	1.98	8.6
Courtney Paris	30	13	3	2	1	3	13	12.0	4.1	0.5	0.30	0.5	0.70	3.8	13.8	1.6	5.2	1.01	1.7	2.32	12.8
SHOCK	250	62	25	14	24	8	103	204.4	32.8	15.1	8.00	15.1	3.71	77.0	32.1	14.8	17.7	7.83	14.8	3.63	75.3
OPPONENTS	250	48	24	16	24	13	108	204.4	35.7	16.5	8.62	15.4	5.15	79.2	34.9	16.1	18.9	8.43	15.1	5.04	77.5

2013 TULSA SHOCK//IN REVIEW

TULSA SHOCK 2013 GAME-BY-GAME RESULTS

Date	Opponent	W/L	Result	Home	Road	Total	High Scorer	High Rebounds	High Assists	Opp. Scoring	Att.
May 25	@Atlanta	L	81- 98	0-0	0-1	0-1	Williams-22	Cambage-8	Wiggins-4	Hayes-21	7,519
May 27	WASHINGTON	L	90- 95(OT)	0-1	0-1	0-2	Hodges-22	Johnson-14	Diggins-11	Latta-27	7,381
May 31	@New York	L	76- 78(OT)	0-1	0-2	0-3	Cambage-22	Johnson-11	Wiggins-4	Carson-18	7,532
Jun 2	@Chicago	L	71- 92	0-1	0-3	0-4	Johnson-15	Johnson-13	Diggins/Hodges/Williams-3	Prince-19	6,811
Jun 7	@Seattle	W	67- 58	0-1	1-3	1-4	Johnson-17	Johnson-9	Diggins/Johnson/Hodges-3	Thompson-17	6,879
Jun 8	@Los Angeles	L	69- 76(OT)	0-1	1-4	1-5	Johnson-17	Johnson-8	Wiggins-5	Toliver-21	6,118
Jun 14	MINNESOTA	L	74- 83	0-2	1-4	1-6	Johnson-22	Johnson-9	Goodrich-5	Brunson-19	5,273
Jun 16	PHOENIX	L	103-108(OT)	0-3	1-4	1-7	Johnson-32	Johnson-15	Diggins-8	Taurasi-29	4,206
Jun 20	CHICAGO	W	83- 74	1-3	1-4	2-7	Williams-21	Johnson-10	Diggins/Lacy-4	Fowles-17	4,161
Jun 22	SEATTLE	W	92- 70	2-3	1-4	3-7	Hodges-19	Johnson-12	Diggins-6	Hawkins-17	4,327
Jun 23	@Minnesota	L	79- 88	2-3	1-5	3-8	Johnson-24	Johnson-8	Diggins-11	Augustus/Moore-22	8,423
Jun 28	@Indiana	L	69- 80	2-3	1-6	3-9	Powell-21	Johnson-11	Diggins-5	Catchings-28	6,957
Jun 30	@Washington	L	61- 84	2-3	1-7	3-10	Hodges-16	Johnson/Paris-7	Diggins/Williams-3	Latta-15	6,511
Jul 2	@Connecticut	L	69- 88	2-3	1-8	3-11	Williams-23	Johnson-15	Diggins-3	Hightower-18	5,701
Jul 11	LOS ANGELES	L	78- 94	2-4	1-8	3-12	Diggins-19	Jackson-Jones-7	Goodrich-5	Parker-30	6,278
Jul 13	MINNESOTA	L	75- 86	2-5	1-8	3-13	Williams-22	Cambage-8	Diggins-4	Whalen-25	6,171
Jul 17	@Seattle	W	86- 59	2-5	2-8	4-13	Williams-26	Cambage/Powell-8	Wiggins/Powell-4	Little-11	9,686
Jul 19	CONNECTICUT	W	64- 58	3-5	2-8	5-13	Johnson-14	Cambage/Johnson-17	Wiggins-2	Hightower-14	5,294
Jul 21	ATLANTA	W	90- 63	4-5	2-8	6-13	Johnson-24	Cambage-15	Powell-6	McCoughtry-21	4,107
Jul 25	INDIANA	L	60- 71	4-6	2-8	6-14	Cambage-13	Johnson-5	Williams/Goodrich/Hodges-2	Catchings-23	5,018
Aug 2	LOS ANGELES	W	96- 89	5-6	2-8	7-14	Cambage-28	Cambage-8	Goodrich-9	Toliver-23	6,168
Aug 4	@San Antonio	L	65- 69	5-6	2-9	7-15	Johnson-19	Johnson-11	Diggins-5	Robinson-19	7,950
Aug 9	@Phoenix	L	67- 70	5-6	2-10	7-16	Cambage-19	Wiggins-6	Goodrich-4	Taurasi-23	8,547
Aug 11	@Phoenix	L	56- 77	5-6	2-11	7-17	Diggins/Cambage-19	Cambage/Paris-6	Diggins-3	Bonner-21	5,972
Aug 16	@Minnesota	W	83- 77	5-6	3-11	8-17	Cambage-27	Cambage-8	Goodrich-8	Augustus-29	9,422
Aug 20	PHOENIX	L	86- 89	5-7	3-11	8-18	Williams-23	Cambage-13	Wiggins-5	Taurasi-28	4,261
Aug 23	SAN ANTONIO	W	73- 67	6-7	3-11	9-18	Cambage-20	Cambage-8	Goodrich-4	Christon-18	5,923
Aug 25	@Los Angeles	L	88- 90(2OT)	6-7	3-12	9-19	Wiggins-20	Cambage-14	Goodrich/Williams/Wiggins-3	Parker-26	9,973
Aug 30	SAN ANTONIO	L	65- 74	6-8	3-12	9-20	Williams-18	Johnson-12	Diggins-7	Perkins-19	5,452
Sep 1	NEW YORK	W	93- 88	7-8	3-12	10-20	Wiggins-25	Paris-13	Williams-6	Braxton/Pondexter-20	5,818
Sep 6	LOS ANGELES	L	70- 74	7-9	3-12	10-21	Johnson-19	Paris-9	Diggins-3	Parker-20	6,704
Sep 8	@San Antonio	W	98- 65	7-9	4-12	11-21	Williams-51	Paris-8	Goodrich-11	Perkins-21	6,560
Sep 12	SEATTLE	L	67- 76	7-10	4-12	11-22	Williams-17	Jackson-Jones-10	Williams-4	Stricklen-26	6,513
Sep 14	@Seattle	L	73- 85	7-10	4-13	11-23	Lacy-21	Williams-5	Williams-4	Thompson-22	8,978

MEDIA

THE ORGANIZATION

ARLINGTON

PLAYERS/COACHES

2016 RECAP

HISTORY

RECORDS

OPPONENTS

2017 SCHEDULE

2012 TULSA SHOCK//IN REVIEW



2012 PLAYER STATISTICS

PLAYER	G	GS	MIN	--- FIELD GOALS ---			--- 3-POINT FG ---			--- FREE THROWS ---			--- REBOUNDS ---							PTS	
				FG	FGA	PCT	3P	3GA	3P%	FT	FTA	PCT	OFF	DEF	TRB	AST	PF	STL	TO		BLK
Ivory Latta	34	18	962	175	407	.430	69	177	.390	68	81	.840	14	61	75	111	75	31	73	3	14.3
Temeka Johnson	29	28	833	128	308	.416	34	64	.531	63	75	.840	18	75	93	135	70	34	79	1	12.2
Glory Johnson	34	28	958	131	272	.482	0	0	---	130	192	.677	95	137	232	38	103	73	71	20	11.5
Riquna Williams	33	3	671	116	337	.344	38	117	.325	75	91	.824	25	55	80	69	65	51	47	9	10.5
Jennifer Lacy	26	6	573	77	198	.389	44	109	.404	24	37	.649	25	43	68	22	76	16	36	9	8.5
Roneeka Hodges (TUL)	20	16	510	73	174	.420	41	109	.376	17	22	.773	9	45	54	37	17	16	33	4	10.2
Amber Holt	24	18	456	57	134	.425	17	49	.347	9	16	.563	10	35	45	28	25	11	16	0	5.8
Scholanda Dorrell	26	8	385	37	113	.327	16	50	.320	20	30	.667	13	19	32	13	46	25	25	3	4.2
Kayla Pedersen	27	25	626	44	148	.297	3	12	.250	23	39	.590	36	82	118	42	74	26	34	13	4.2
Karima Christmas	14	6	161	14	42	.333	5	16	.313	17	23	.739	15	12	27	3	22	14	6	4	3.6
Courtney Paris (TUL)	23	0	225	36	66	.545	0	0	---	9	23	.391	33	44	77	11	25	7	14	10	3.5
Chante Black	29	13	366	35	70	.500	0	0	---	22	32	.688	26	51	77	10	33	15	24	18	3.2
Lynetta Kizer	7	0	66	3	17	.176	0	2	.000	13	14	.929	7	8	15	0	7	4	3	0	2.7
Jene Morris	9	1	82	6	16	.375	4	9	.444	1	2	.500	5	4	9	2	11	6	4	0	1.9
SHOCK	34	-	6875	932	2302	.405	271	714	.380	491	677	.725	331	671	1002	521	649	329	501	94	77.2
OPPONENTS	34	-	6875	1047	2197	.477	240	635	.378	529	668	.792	342	919	1261	668	651	265	624	154	84.2

2012 PLAYER STATISTICS

PLAYER	-- SINGLE-GAME HIGHS --							----- AVERAGE PER GAME -----							----- AVERAGE PER 40 MINUTES -----						
	MIN	REB	AST	ST	TO	BL	PTS	MIN	REB	AST	STL	TO	BLK	PTS	REB	AST	PF	STL	TO	BLK	PTS
Ivory Latta	37	6	14	3	6	1	25	28.3	2.2	3.3	0.91	2.1	0.09	14.3	3.1	4.6	3.1	1.29	3.0	0.12	20.2
Temeka Johnson	38	9	9	4	6	1	26	28.7	3.2	4.7	1.17	2.7	0.03	12.2	4.5	6.5	3.4	1.63	3.8	0.05	17.0
Glory Johnson	36	15	5	5	5	3	30	28.2	6.8	1.1	2.15	2.1	0.59	11.5	9.7	1.6	4.3	3.05	3.0	0.84	16.4
Riquana Williams	32	6	6	5	4	1	27	20.3	2.4	2.1	1.55	1.4	0.27	10.5	4.8	4.1	3.9	3.04	2.8	0.54	20.6
Jennifer Lacy	40	6	2	4	4	2	19	22.0	2.6	0.8	0.62	1.4	0.35	8.5	4.7	1.5	5.3	1.12	2.5	0.63	15.5
Roneeka Hodges	38	7	7	2	5	2	22	25.5	2.7	1.9	0.80	1.7	0.20	10.2	4.2	2.9	1.3	1.25	2.6	0.31	16.0
Amber Holt	29	6	4	2	2	0	14	19.0	1.9	1.2	0.46	0.7	0.00	5.8	3.9	2.5	2.2	0.96	1.4	0.00	12.3
Scholanda Dorrell	32	3	2	4	4	1	17	14.8	1.2	0.5	0.96	1.0	0.12	4.2	3.3	1.4	4.8	2.60	2.6	0.31	11.4
Kayla Pedersen	36	10	5	3	5	2	14	23.2	4.4	1.6	0.96	1.3	0.48	4.2	7.5	2.7	4.7	1.66	2.2	0.83	7.3
Karima Christmas	20	4	1	3	2	2	11	11.5	1.9	0.2	1.00	0.4	0.29	3.6	6.7	0.7	5.5	3.48	1.5	0.99	12.4
Courtney Paris	19	11	2	1	5	2	11	9.8	3.3	0.5	0.30	0.6	0.43	3.5	13.7	2.0	4.4	1.24	2.5	1.78	14.4
Chante Black	29	7	3	2	3	2	10	12.6	2.7	0.3	0.52	0.8	0.62	3.2	8.4	1.1	3.6	1.64	2.6	1.97	10.1
Lynetta Kizer	16	6	0	2	1	0	7	9.4	2.1	0.0	0.57	0.4	0.00	2.7	9.1	0.0	4.2	2.42	1.8	0.00	11.5
Jene Morris	18	3	1	2	1	0	9	9.1	1.0	0.2	0.67	0.4	0.00	1.9	4.4	1.0	5.4	2.93	2.0	0.00	8.3
SHOCK	225	39	24	17	20	6	99	202.2	29.5	15.3	9.68	14.7	2.76	77.2	29.1	15.2	18.9	9.57	14.6	2.73	76.4
OPPONENTS	225	45	29	13	32	12	107	202.2	37.1	19.6	7.79	18.4	4.53	84.2	36.7	19.4	18.9	7.71	18.2	4.48	83.3

2012 TULSA SHOCK//IN REVIEW

TULSA SHOCK 2012 GAME-BY-GAME RESULTS

Date	Opponent	W/L	Result	Home	Road	Total	High Scoring	High Rebounds	High Assists	Opponent Scoring	Att.
May 19	SAN ANTONIO	L	79- 88	0-1	0-0	0-1	T. Johnson-21	G. Johnson-10	T. Johnson-9	Young-20	7,509
May 22	PHOENIX	L	87- 89	0-2	0-0	0-2	T. Johnson/Latta-16	Black-7	T. Johnson-7	Dupree-31	5,341
May 26	@Washington	L	61- 64	0-2	0-1	0-3	Latta-16	T. Johnson/Kizer-5	T. Johnson-4	Ajavon-19	11,866
May 29	@Los Angeles	L	75- 76	0-2	0-2	0-4	Williams-19	G. Johnson-5	T. Johnson/Williams/Pedersen-5	Milton-Jones/Toliver-16	8,312
Jun 1	@Seattle	L	58- 76	0-2	0-3	0-5	Lacy-12	G. Johnson/Pedersen-6	Williams-3	Bird-27	7,489
Jun 3	@Phoenix	L	72- 79	0-2	0-4	0-6	Lacy-19	T. Johnson-9	T. Johnson/Latta-3	Bonner-23	7,178
Jun 8	@Chicago	L	91- 98(OT)	0-2	0-5	0-7	Latta-25	Pedersen-9	T. Johnson/Latta-6	Prince-32	5,019
Jun 9	MINNESOTA	L	73- 93	0-3	0-5	0-8	Lacy-15	Pedersen-10	T. Johnson-6	Moore-26	5,113
Jun 15	SEATTLE	L	73- 86	0-4	0-5	0-9	Lacy-16	Tied with 5	T. Johnson-8	Bird-21	5,100
Jun 17	PHOENIX	W	87- 75	1-4	0-5	1-9	T. Johnson-22	G. Johnson-9	T. Johnson-5	Bonner-24	4,200
Jun 20	@Los Angeles	L	79- 95	1-4	0-6	1-10	G. Johnson-19	G. Johnson/Paris-8	T. Johnson-4	Parker-33	8,388
Jun 23	INDIANA	L	70- 73	1-5	0-6	1-11	G. Johnson-22	Paris-11	Latta-5	Catchings-16	4,209
Jun 26	LOS ANGELES	W	91- 75	2-5	0-6	2-11	Williams-27	G. Johnson/Pedersen-6	Latta-8	Toliver-21	4,102
Jun 29	ATLANTA	L	92-102	2-6	0-6	2-12	G. Johnson/Latta-16	Pedersen-8	T. Johnson-8	McCoughtry-24	4,235
Jul 6	CONNECTICUT	L	75- 86	2-7	0-6	2-13	Latta-24	G. Johnson-7	Pedersen-5	Charles-24	4,318
Jul 8	WASHINGTON	W	78- 62	3-7	0-6	3-13	Latta-18	Latta-6	T. Johnson/Latta-3	Langhorne-13	4,003
Jul 10	MINNESOTA	L	86-107	3-8	0-6	3-14	Latta-25	Tied with 3	T. Johnson-7	Wiggins-25	6,012
Jul 12	@Minnesota	L	74- 89	3-8	0-7	3-15	G. Johnson-30	G. Johnson-14	Hodges/Latta-4	Moore-28	15,318
Aug 17	SAN ANTONIO	L	79- 89	3-9	0-7	3-16	Williams-17	Pedersen-8	T. Johnson-6	Young-20	6,270
Aug 19	@Minnesota	L	59- 83	3-9	0-8	3-17	G. Johnson-17	G. Johnson-12	T. Johnson-6	Moore-22	10,223
Aug 21	@Connecticut	L	80- 82(OT)	3-9	0-9	3-18	T. Johnson/Lacy-14	G. Johnson-15	T. Johnson-7	Lawson-19	6,745
Aug 24	CHICAGO	W	81- 78(OT)	4-9	0-9	4-18	Hodges/Williams-22	G. Johnson-12	G. Johnson-5	Vandersloot-23	5,147
Aug 25	@San Antonio	L	71- 91	4-9	0-10	4-19	Williams-17	G. Johnson-9	Latta-5	Perkins-21	9,029
Aug 28	@Atlanta	W	84- 80	4-9	1-10	5-19	Hodges-20	G. Johnson-8	T. Johnson-6	de Souza-16	2,813
Aug 30	LOS ANGELES	W	99- 85	5-9	1-10	6-19	Latta-21	Holt/G. Johnson-6	Latta-14	Toliver-21	5,275
Aug 31	@Minnesota	L	83- 92	5-9	1-11	6-20	Williams-21	G. Johnson-6	G. Johnson/Latta-4	Brunson/Moore/Whalen-19	9,213
Sep 6	@Seattle	L	74-101	5-9	1-12	6-21	Latta-18	Hodges-7	Williams-5	Jackson-23	5,948
Sep 8	SEATTLE	L	66- 89	5-10	1-12	6-22	Latta-14	Pedersen-7	Williams-6	Little-28	7,415
Sep 12	SAN ANTONIO	L	67- 78	5-11	1-12	6-23	G. Johnson-18	Hodges-6	T. Johnson-4	Christon-17	4,543
Sep 14	@Phoenix	W	92- 84	5-11	2-12	7-23	Latta-20	G. Johnson/Williams-6	Williams-4	Kizer-19	6,719
Sep 16	@San Antonio	W	80- 70	5-11	3-12	8-23	T. Johnson-18	G. Johnson-11	Latta-4	Young-15	5,246
Sep 20	NEW YORK	W	78- 66	6-11	3-12	9-23	T. Johnson-26	G. Johnson-7	T. Johnson-6	Braxton/Pondexter/Pierson-14	5,661
Sep 22	@New York	L	74- 91	6-11	3-13	9-24	Latta-16	Tied with 4	Latta-6	Pierson-19	8,508
Sep 23	@Indiana	L	58- 91	6-11	3-14	9-25	Latta-16	G. Johnson-11	Latta-4	Phillips-21	9,225

2011 TULSA SHOCK//IN REVIEW



2011 PLAYER STATISTICS

PLAYER	G	GS	MP	--- FIELD GOALS ---			--- 3-POINT FG ---			--- FREE THROWS ---			--- REBOUNDS ---								
				FG	FGA	FG%	3P	3PA	3P%	FT	FTA	FT%	ORB	DRB	TRB	AST	STL	BLK	TOV	PF	PTS
Tiffany Jackson-Jones	34	32	33.9	4.4	9.7	.456	0.0	0.0	.000	3.6	4.6	.776	2.9	5.5	8.4	2.0	1.2	0.6	2.8	2.8	12.4
Ivory Latta	24	24	28.5	4.6	11.1	.414	1.4	4.0	.351	1.6	2.0	.830	0.4	1.6	2.0	3.2	1.2	0.1	2.9	2.4	12.2
Elizabeth Cambage	33	11	20.0	4.1	7.9	.511	0.0	0.2	.000	3.4	4.3	.794	1.6	3.1	4.7	0.5	0.8	0.9	2.4	2.9	11.5
Sheryl Swoopes	33	28	26.6	3.1	7.7	.398	0.9	2.8	.319	1.2	1.4	.870	0.6	3.5	4.1	2.3	0.8	0.3	1.4	1.4	8.2
Kayla Pedersen	33	20	23.8	2.4	6.0	.402	0.7	2.1	.324	1.3	1.6	.796	0.8	2.9	3.6	1.8	1.1	0.4	1.3	2.4	6.8
Amber Holt	26	24	25.6	2.3	7.8	.302	0.6	2.7	.214	1.5	1.6	.905	1.1	2.0	3.1	2.4	0.7	0.1	1.3	2.2	6.7
Jennifer Lacy	34	18	19.2	2.4	6.0	.402	0.8	2.4	.350	0.6	0.9	.700	0.9	1.8	2.6	1.0	0.6	0.5	1.5	2.5	6.3
Doneeka Lewis	5	2	20.2	2.4	8.6	.279	1.4	5.2	.269	0.0	0.0		0.6	1.6	2.2	2.8	0.8	0.2	2.6	1.4	6.2
Andrea Riley	33	10	19.0	1.9	6.2	.314	0.7	3.4	.214	1.4	1.7	.855	0.2	1.0	1.2	1.8	1.0	0.1	2.0	2.3	6.0
Chasity Reed	11	1	13.2	1.5	4.2	.370	0.0	0.1	.000	0.4	0.5	.667	0.2	1.7	1.9	0.7	0.3	0.1	1.1	2.4	3.5
Karima Christmas	17	0	9.8	1.0	2.7	.370	0.2	1.0	.235	0.9	1.2	.800	0.6	0.5	1.2	0.4	0.4	0.2	0.9	1.1	3.2
Miranda Ayim	3	0	14.0	1.3	3.0	.444	0.0	0.0		0.0	0.7	.000	1.3	1.0	2.3	0.7	0.7	0.3	1.3	2.3	2.7
Betty Lennox	9	0	6.1	0.4	2.6	.174	0.4	1.9	.235	0.6	0.7	.833	0.2	0.7	0.9	0.6	0.2	0.0	0.7	0.8	1.9
Abi Olajuwon	16	0	6.2	0.4	1.6	.269	0.0	0.0		0.1	0.1	1.000	0.2	0.6	0.8	0.1	0.0	0.1	0.3	0.6	1.0
Marion Jones	14	0	6.5	0.3	1.5	.190	0.0	0.3	.000	0.1	0.3	.500	0.3	0.1	0.4	0.2	0.5	0.1	0.4	0.8	0.7
Jacinta Monroe	4	0	5.3	0.0	1.0	.000	0.0	0.0		0.0	0.0		0.5	0.5	1.0	0.3	0.0	0.0	0.5	0.8	0.0
SHOCK	34	6825	848	2140	.396	167	589	.284	490	611	.802	303	740	1043	491	251	106	582	681	69.2	
OPPONENTS	34	6825	1046	2159	.484	187	472	.396	512	679	.754	282	828	1110	608	292	139	485	590	82.1	

2011 PLAYER STATISTICS

PLAYER	-- SINGLE-GAME HIGHS --							----- AVERAGE PER GAME -----							----- AVERAGE PER 40 MINUTES -----						
	MIN	REB	AST	ST	TO	BL	PTS	MIN	REB	AST	STL	TO	BLK	PTS	REB	AST	PF	STL	TO	BLK	PTS
Tiffany Jackson-Jones	43	17	6	4	10	3	27	33.9	8.4	2.0	1.18	2.8	0.62	12.4	9.9	2.4	3.3	1.39	3.3	0.73	14.7
Ivory Latta	36	6	7	3	7	1	26	28.5	2.0	3.2	1.21	2.9	0.08	12.2	2.8	4.5	3.3	1.70	4.0	0.12	17.1
Elizabeth Cambage	34	15	3	3	6	3	24	20.0	4.7	0.5	0.85	2.4	0.88	11.5	9.5	1.0	5.8	1.70	4.8	1.76	23.1
Sheryl Swoopes	42	9	6	3	5	2	22	26.6	4.1	2.3	0.76	1.4	0.27	8.2	6.2	3.5	2.1	1.14	2.0	0.41	12.3
Kayla Pedersen	40	9	7	4	4	2	18	23.8	3.6	1.8	1.06	1.3	0.36	6.8	6.1	3.0	4.0	1.79	2.1	0.61	11.5
Amber Holt	38	8	7	4	3	1	18	25.6	3.1	2.4	0.69	1.3	0.12	6.7	4.8	3.7	3.4	1.08	2.0	0.18	10.5
Jennifer Lacy	34	8	5	2	6	3	18	19.2	2.6	1.0	0.59	1.5	0.50	6.3	5.5	2.1	5.3	1.23	3.1	1.04	13.0
Doneeka Lewis	30	6	9	2	5	1	11	20.2	2.2	2.8	0.80	2.6	0.20	6.2	4.4	5.5	2.8	1.58	5.1	0.40	12.3
Andrea Riley	39	7	6	5	6	1	20	19.0	1.2	1.8	0.97	2.0	0.09	6.0	2.4	3.7	4.9	2.04	4.3	0.19	12.7
Chasity Reed	34	5	4	2	3	1	10	13.2	1.9	0.7	0.27	1.1	0.09	3.5	5.8	2.2	7.2	0.83	3.3	0.28	10.5
Karima Christmas	26	4	1	2	2	1	12	9.8	1.2	0.4	0.35	0.9	0.18	3.2	4.8	1.4	4.6	1.45	3.9	0.72	13.0
Miranda Ayim	19	5	1	1	2	1	4	14.0	2.3	0.7	0.67	1.3	0.33	2.7	6.7	1.9	6.7	1.90	3.8	0.95	7.6
Betty Lennox	10	3	2	2	2	0	5	6.1	0.9	0.6	0.22	0.7	0.00	1.9	5.8	3.6	5.1	1.45	4.4	0.00	12.4
Abi Olajuwon	19	2	1	0	2	1	4	6.2	0.8	0.1	0.00	0.3	0.13	1.0	4.8	0.8	3.6	0.00	2.0	0.81	6.5
Marion Jones	11	2	1	2	2	1	6	6.5	0.4	0.2	0.50	0.4	0.14	0.7	2.6	1.3	4.8	3.08	2.2	0.88	4.4
Jacinta Monroe	7	2	1	0	1	0	0	5.3	1.0	0.3	0.00	0.5	0.00	0.0	7.6	1.9	5.7	0.00	3.8	0.00	0.0
SHOCK	225	40	22	12	28	7	94	200.7	30.7	14.4	7.38	17.1	3.12	69.2	30.6	14.4	20.0	7.36	17.1	3.11	69.0
OPPONENTS	225	44	28	15	22	11	102	200.7	32.6	17.9	8.59	14.3	4.09	82.1	32.5	17.8	17.3	8.56	14.2	4.07	81.8

2011 TULSA SHOCK//IN REVIEW

TULSA SHOCK 2011 GAME-BY-GAME RESULTS

Date	Opponent	W/L	Results	Home	Road	Total	High Scoring	High Rebounds	High Assists	Opp. Scoring	Att.
Jun 4	@San Antonio	L	73- 93	0-0	0-1	0-1	Cabbage-18	Cabbage-10	Jackson-Jones-4	Young-20	12,406
Jun 7	@Minnesota	L	65- 75	0-0	0-2	0-2	Cabbage-16	Cabbage-15	Jackson-Jones-3	Brunson-17	7,713
Jun 10	SAN ANTONIO	L	62- 93	0-1	0-2	0-3	Cabbage/Pedersen-12	Pedersen-7	Swoopes-4	Hodges-19	7,509
Jun 12	@Connecticut	L	79- 90	0-1	0-3	0-4	Latta-26	Pedersen-8	Pedersen-5	Charles-19	6,520
Jun 14	@Indiana	L	74- 82	0-1	0-4	0-5	Latta-19	Jackson-Jones-11	Latta-5	Douglas-22	6,024
Jun 18	WASHINGTON	W	77- 59	1-1	0-4	1-5	Latta-22	Jackson-Jones-9	Pedersen-7	Coleman/Langhorne-12	4,423
Jun 21	SEATTLE	L	77- 82	1-2	0-4	1-6	Jackson-Jones-20	Jackson-Jones-10	Pedersen-4	Bird-21	4,612
Jun 23	NEW YORK	L	82- 94	1-3	0-4	1-7	Cabbage-22	Jackson-Jones-6	Latta-7	Vaughn-24	4,682
Jun 26	@Washington	L	63- 83	1-3	0-5	1-8	Cabbage-15	Cabbage-7	Latta-5	Langhorne-23	10,675
Jun 30	MINNESOTA	L	71-101	1-4	0-5	1-9	Latta-13	Lacy-7	Pedersen-5	Whalen-21	3,970
Jul 8	PHOENIX	L	78- 86	1-5	0-5	1-10	Cabbage-19	Pedersen-9	Lewis-9	Taurasi-17	4,081
Jul 10	@Phoenix	L	63-102	1-5	0-6	1-11	Jackson-Jones-19	Pedersen-7	Riley-5	Taylor-18	7,696
Jul 13	@Chicago	L	54- 72	1-5	0-7	1-12	Lacy-13	Jackson-Jones-11	Jackson-Jones-5	Fowles-21	13,838
Jul 15	LOS ANGELES	L	74- 79	1-6	0-7	1-13	Riley-15	Jackson-Jones-10	Holt-5	Toliver-25	5,034
Jul 17	@New York	L	57- 88	1-6	0-8	1-14	Jackson-Jones-17	Jackson-Jones-11	Holt-4	Pondexter-18	6,735
Jul 26	ATLANTA	L	68- 76	1-7	0-8	1-15	Cabbage-16	Jackson-Jones-17	Swoopes/Jackson-Jones/Latta-3	McCoughtry-37	3,435
Jul 28	CHICAGO	L	55- 64	1-8	0-8	1-16	Latta-20	Jackson-Jones-14	Holt-5	Fowles-14	4,012
Jul 30	SEATTLE	L	72- 89	1-9	0-8	1-17	Jackson-Jones-16	Swoopes-8	Lacy-5	Bird-29	5,067
Aug 5	INDIANA	L	65- 85	1-10	0-8	1-18	Lacy/Jackson-Jones-12	Lacy/Jackson-Jones-8	Jackson-Jones-3	Davenport-17	5,013
Aug 6	@San Antonio	L	64- 72	1-10	0-9	1-19	Jackson-Jones-27	Jackson-Jones-10	Cabbage/Riley-3	Young-20	8,273
Aug 9	@Los Angeles	L	66- 71	1-10	0-10	1-20	Jackson-Jones-18	Holt-6	Swoopes-4	Penicheiro-23	8,255
Aug 11	@Seattle	L	63- 77	1-10	0-11	1-21	Cabbage-24	Cabbage-10	Swoopes-3	Little-19	6,503
Aug 14	@Minnesota	L	54- 82	1-10	0-12	1-22	Swoopes-9	Cabbage-5	Swoopes-3	Augustus-16	8,388
Aug 21	LOS ANGELES	L	67- 73	1-11	0-12	1-23	Swoopes-17	Jackson-Jones-11	Latta-6	Parker-23	6,012
Aug 23	MINNESOTA	L	72- 78	1-12	0-12	1-24	Holt-18	Jackson-Jones-10	Latta-7	McWilliams-Frank-1	3,750
Aug 25	@Seattle	L	57- 74	1-12	0-13	1-25	Jackson-Jones/Swoopes-12	Jackson-Jones-9	Latta/Riley-3	Jackson-14	6,887
Aug 26	@Los Angeles	W	77- 75	1-12	1-13	2-25	Jackson-Jones-20	Jackson-Jones-11	Holt-7	Milton-Jones-24	8,997
Aug 28	CONNECTICUT	W	83- 72	2-12	1-13	3-25	Swoopes-22	Jackson-Jones-12	Latta-6	Charles-21	4,813
Aug 30	PHOENIX	L	74- 96	2-13	1-13	3-26	Cabbage-16	Pedersen-7	Latta-6	Bonner-25	3,590
Sep 2	SEATTLE	L	72- 78	2-14	1-13	3-27	Lacy-18	Jackson-Jones-10	Swoopes-6	Bird-21	6,117
Sep 4	@Atlanta	L	52- 73	2-14	1-14	3-28	Jackson-Jones-15	Jackson-Jones-11	Swoopes-4	McCoughtry-19	7,661
Sep 8	@Phoenix	L	76- 91	2-14	1-15	3-29	Cabbage-22	Jackson-Jones-10	Riley-5	Taurasi-21	8,189
Sep 9	@Los Angeles	L	73- 84	2-14	1-16	3-30	Cabbage/Riley-18	Jackson-Jones-9	Holt-5	Lavender-19	10,299
Sep 11	SAN ANTONIO	L	94-102(OT)	2-15	1-16	3-31	Swoopes/Riley-20	Jackson-Jones-9	Holt-7	Robinson-36	5,949

2010 TULSA SHOCK//IN REVIEW



2010 PLAYER STATISTICS

PLAYER	G	GS	MIN	--- FIELD GOALS ---			--- 3-POINT FG ---			--- FREE THROWS ---			--- REBOUNDS ---						PTS	AVG		
				FG	FGA	PCT	FG	FGA	PCT	FT	FTA	PCT	OFF	DEF	TOT	AST	PF	STL			TO	BLK
Ivory Latta	18	16	517	78	185	.422	30	81	.370	38	49	.776	7	19	26	71	32	18	39	2	224	12.4
Plenette Pierson	8	1	126	38	71	.535	3	7	.429	18	21	.857	6	14	20	10	17	10	13	3	97	12.1
Scholanda Dorrell	34	33	836	145	361	.402	23	76	.303	92	130	.708	29	51	80	57	93	53	86	12	405	11.9
Shanna Zolman	30	16	639	105	260	.404	57	135	.422	24	30	.800	9	33	42	48	38	26	49	2	291	9.7
Kara Braxton	22	16	369	90	180	.500	1	4	.250	23	36	.639	27	74	101	29	55	25	66	17	204	9.3
Amber Holt	33	9	697	98	240	.408	27	86	.314	65	81	.802	28	73	101	59	51	30	37	7	288	8.7
Jennifer Lacy	24	3	402	54	141	.383	17	44	.386	42	56	.750	26	46	72	19	56	19	34	7	167	7.0
Tiffany Jackson-Jones	25	17	593	69	173	.399	1	1	1.000	51	64	.797	49	95	144	34	49	34	53	8	190	7.6
Natasha Lacy	16	3	293	38	80	.475	3	12	.250	22	37	.595	5	32	37	56	30	23	38	3	101	6.3
Alexis Hornbuckle	15	10	316	31	83	.373	10	25	.400	15	18	.833	13	39	52	40	40	23	27	10	87	5.8
Kiesha Brown	27	8	481	56	144	.389	18	46	.391	23	28	.821	9	44	53	64	37	15	40	0	153	5.7
Rashanda McCants	6	4	106	14	40	.350	5	18	.278	2	5	.400	4	8	12	9	15	5	6	3	35	5.8
Chante Black	34	23	712	80	149	.537	0	0	---	17	49	.347	85	137	222	22	72	18	43	54	177	5.2
Nicole Ohlde	12	9	301	39	88	.443	0	0	---	17	22	.773	15	31	46	17	35	8	26	9	95	7.9
Shavonte Zellous	4	1	67	5	31	.161	1	10	.100	5	6	.833	1	2	3	10	7	2	2	0	16	4.0
Marion Jones	33	1	311	42	80	.525	2	8	.250	25	42	.595	29	24	53	19	33	18	23	7	111	3.4
Amanda Thompson	7	0	49	2	14	.143	0	0	---	7	10	.700	2	9	11	3	8	3	4	0	11	1.6
Ashley Walker	2	0	9	0	3	.000	0	1	.000	0	0	---	0	0	0	0	3	2	2	0	0	0.0
SHOCK	34	-	6825	984	2323	.424	198	554	.357	486	684	.711	344	731	1075	567	671	332	616	144	2652	78.0
OPPONENTS	34	-	6825	1092	2324	.470	270	688	.392	599	759	.789	383	893	1276	722	656	340	602	145	3053	89.8

2010 PLAYER STATISTICS

PLAYER	----- SINGLE-GAME HIGHS -----							----- AVERAGE PER GAME -----							----- AVERAGE PER 40 MINUTES -----						
	MIN	REB	AST	ST	TO	BL	PTS	MIN	REB	AST	STL	TO	BLK	PTS	REB	AST	PF	STL	TO	BLK	PTS
Ivory Latta	37	6	7	3	4	1	26	28.7	1.4	3.9	1.00	2.2	0.11	12.4	2.0	5.5	2.5	1.39	3.0	0.15	17.3
Plenette Pierson	25	4	3	4	4	3	18	15.8	2.5	1.3	1.25	1.6	0.38	12.1	6.3	3.2	5.4	3.17	4.1	0.95	30.8
Scholanda Dorrell	33	6	4	6	6	3	21	24.6	2.4	1.7	1.56	2.5	0.35	11.9	3.8	2.7	4.4	2.54	4.1	0.57	19.4
Shanna Zolman	33	5	4	4	5	1	21	21.3	1.4	1.6	0.87	1.6	0.07	9.7	2.6	3.0	2.4	1.63	3.1	0.13	18.2
Kara Braxton	24	10	4	5	6	4	18	16.8	4.6	1.3	1.14	3.0	0.77	9.3	10.9	3.1	6.0	2.71	7.2	1.84	22.1
Amber Holt	32	7	4	3	4	2	20	21.1	3.1	1.8	0.91	1.1	0.21	8.7	5.8	3.4	2.9	1.72	2.1	0.40	16.5
Jennifer Lacy	26	6	3	3	4	2	16	16.8	3.0	0.8	0.79	1.4	0.29	7.0	7.2	1.9	5.6	1.89	3.4	0.70	16.6
Tiffany Jackson-Jones	35	13	4	3	4	2	17	23.7	5.8	1.4	1.36	2.1	0.32	7.6	9.7	2.3	3.3	2.29	3.6	0.54	12.8
Natasha Lacy	32	8	7	4	5	1	15	18.3	2.3	3.5	1.44	2.4	0.19	6.3	5.1	7.6	4.1	3.14	5.2	0.41	13.8
Alexis Hornbuckle	30	8	6	3	4	3	12	21.1	3.5	2.7	1.53	1.8	0.67	5.8	6.6	5.1	5.1	2.91	3.4	1.27	11.0
Kiesha Brown	32	4	7	2	4	0	14	17.8	2.0	2.4	0.56	1.5	0.00	5.7	4.4	5.3	3.1	1.25	3.3	0.00	12.7
Rashanda McCants	31	4	4	3	2	2	8	17.7	2.0	1.5	0.83	1.0	0.50	5.8	4.5	3.4	5.7	1.89	2.3	1.13	13.2
Chante Black	30	17	5	2	3	6	12	20.9	6.5	0.6	0.53	1.3	1.59	5.2	12.5	1.2	4.0	1.01	2.4	3.03	9.9
Nicole Ohlde	37	7	3	2	5	3	16	25.1	3.8	1.4	0.67	2.2	0.75	7.9	6.1	2.3	4.7	1.06	3.5	1.20	12.6
Shavonte Zellous	24	2	4	1	1	0	14	16.8	0.8	2.5	0.50	0.5	0.00	4.0	1.8	6.0	4.2	1.19	1.2	0.00	9.6
Marion Jones	24	6	3	2	2	2	14	9.4	1.6	0.6	0.55	0.7	0.21	3.4	6.8	2.4	4.2	2.32	3.0	0.90	14.3
Amanda Thompson	11	3	1	1	2	0	4	7.0	1.6	0.4	0.43	0.6	0.00	1.6	9.0	2.4	6.5	2.45	3.3	0.00	9.0
Ashley Walker	6	0	0	2	1	0	0	4.5	0.0	0.0	1.00	1.0	0.00	0.0	0.0	0.0	13.3	8.89	8.9	0.00	0.0
SHOCK	225	41	25	16	29	12	96	200.7	31.6	16.7	9.76	18.1	4.24	78.0	31.5	16.6	19.7	9.73	18.1	4.22	77.7
OPPONENTS	225	57	30	22	26	12	123	200.7	37.5	21.2	10.00	17.7	4.26	89.8	37.4	21.2	19.2	9.96	17.6	4.25	89.5

2010 TULSA SHOCK//IN REVIEW

TULSA SHOCK 2010 GAME-BY-GAME RESULTS

DATE	OPPONENT	W/L	RESULTS	HOME	ROAD	TOTAL	HIGH SCORING	HIGH REBOUNDS	HIGH ASSISTS	OPP. SCORING	ATT.
May 15	MINNESOTA	L	74-80	0-1	0-0	0-1	Holt-16	Black-10	N. Lacy-5	Houston-21	7,806
May 20	SAN ANTONIO	L	74-83	0-2	0-0	0-2	Braxton-15	Braxton/Holt-6	Zellous-4	Young-23	4,636
May 23	@Minnesota	W	94-82	0-2	1-0	1-2	Pierson/Zellous-14	Black-17	N. Lacy-7	Houston-23	6,822
May 25	PHOENIX	L	96-110	0-3	1-0	1-3	Holt-20	Black-12	N. Lacy-7	Taurasi-35	4,100
May 29	INDIANA	W	79-74	1-3	1-0	2-3	Holt-16	Black-11	N. Lacy-5	Catchings-15	4,005
Jun 4	MINNESOTA	W	92-79	2-3	1-0	3-3	Dorrell-20	Black-11	N. Lacy-6	Brunson-23	4,521
Jun 5	@Chicago	L	70-95	2-3	1-1	3-4	Zolman-20	Braxton-9	N. Lacy-7	Fowles-32	4,549
Jun 11	@San Antonio	L	75-87	2-3	1-2	3-5	Braxton-14	Black-9	N. Lacy-5	Holdslaw-19	7,076
Jun 12	@Phoenix	L	84-116	2-3	1-3	3-6	Zolman-17	Hornbuckle-8	Braxton/Zolman-4	Dupree/Taurasi-18	6,580
Jun 18	@Minnesota	L	67-78	2-3	1-4	3-7	Brown-14	Braxton-7	Zolman/N. Lacy-3	Augustus-27	6,953
Jun 19	MINNESOTA	L	78-92	2-4	1-4	3-8	Dorrell-14	Jackson-Jones-6	Hornbuckle/Dorrell-4	Wiggins-19	5,013
Jun 23	@Atlanta	L	90-96	2-4	1-5	3-9	Dorrell-17	Black-12	Brown-7	McCoughtry-29	9,598
Jun 25	NEW YORK	L	78-92	2-5	1-5	3-10	J. Lacy-16	Black-9	Hornbuckle/Dorrell-3	Mitchell-20	4,554
Jun 27	SEATTLE	L	72-83	2-6	1-5	3-11	Dorrell-16	Jackson-Jones-8	Brown/Jackson-Jones-3	Jackson-24	4,865
									J. Lacy-3		
Jun 29	CONNECTICUT	L	89-101	2-7	1-5	3-12	Dorrell-19	Black-6	Brown-7	Gruda/Lawson-17	3,649
Jul 3	WASHINGTON	L	54-69	2-8	1-5	3-13	Dorrell-16	Black/Jackson-Jones-5	Brown-2	Currie-17	3,516
Jul 8	@Indiana	L	72-100	2-8	1-6	3-14	Holt-18	Black-12	Black-5	Catchings-24	7,077
Jul 13	LOS ANGELES	L	71-87	2-9	1-6	3-15	Brown-14	Braxton-10	Latta-6	Thompson-24	7,073
Jul 16	@San Antonio	W	75-70	2-9	2-6	4-15	Latta-15	Braxton/Jackson-Jones-5	Latta-4	Holdslaw-20	9,298
									J. Lacy-5		
Jul 17	@Phoenix	L	88-97	2-9	2-7	4-16	Dorrell-15	Black-13	Brown-7	Taylor-29	8,564
Jul 20	@Los Angeles	L	83-86(OT)	2-9	2-8	4-17	Dorrell-19	Jackson-Jones-9	Latta-7	Milton-Jones-23	14,413
Jul 22	PHOENIX	L	91-123	2-10	2-8	4-18	Braxton-18	Jackson-Jones-9	Latta-6	Taurasi-26	3,333
Jul 25	@Seattle	L	59-75	2-10	2-9	4-19	Zolman-19	Dorrell-6	Brown/Jackson-Jones-2	Jackson-16	9,686
Jul 27	ATLANTA	L	89-105	2-11	2-9	4-20	Latta-23	Ohlde-7	Latta-6	Castro Marques-23	3,800
Jul 30	SAN ANTONIO	L	85-101	2-12	2-9	4-21	Latta-19	Jackson-Jones-7	Brown-5	Hammon-22	5,203
Aug 1	@Washington	L	62-87	2-12	2-10	4-22	Jackson-Jones-14	Jackson-Jones-7	Brown-3	Currie/Smith-15	9,008
Aug 3	SEATTLE	W	84-75	3-12	2-10	5-22	Dorrell-21	Jackson-Jones-5	Latta-7	Bird-19	3,697
Aug 6	@Los Angeles	L	70-77	3-12	2-11	5-23	Latta-16	Black/Jackson-Jones-9	McCants-4	Milton-Jones-23	8,962
Aug 7	@Seattle	L	65-111	3-12	2-12	5-24	Latta-14	Jackson-Jones-6	Jackson-Jones/Jones-2	Abrosimova-20	9,686
									Latta-2		
Aug 13	@San Antonio	L	74-94	3-12	2-13	5-25	Dorrell-14	Jackson-Jones-5	Latta-5	Holdslaw-18	10,244
Aug 14	LOS ANGELES	L	87-92	3-13	2-13	5-26	Latta-26	Jackson-Jones-13	Holt/Latta-4	Thompson-24	5,719
Aug 17	@Connecticut	L	62-90	3-13	2-14	5-27	Dorrell-18	Holt-7	Holt-3	Montgomery-22	8,828
Aug 19	@New York	L	85-95	3-13	2-15	5-28	Zolman-21	Black-9	Jackson-Jones/Dorrell-4	Powell-20	8,766
Aug 21	CHICAGO	W	84-71	4-13	2-15	6-28	Jackson-Jones/Zolman-17	Jackson-Jones-9	Latta-5	Fowles-16	6,321

MEDIA

THE ORGANIZATION

ARLINGTON

PLAYERS/COACHES

2016 RECAP

HISTORY

RECORDS

OPPONENTS

2017 SCHEDULE

2009 DETROIT SHOCK//IN REVIEW



2009 PLAYER STATISTICS

PLAYER	G	GS	MIN	--- FIELD GOALS ---			--- 3-POINT FG ---			--- FREE THROWS ---			--- REBOUNDS ---							PTS	AVG	
				FG	FGA	PCT	FG	FGA	PCT	FT	FTA	PCT	OFF	DEF	TOT	AST	PF	STL	TO			BLK
Deanna Nolan	33	33	1113	214	525	.408	40	123	.325	91	116	.784	36	105	141	116	91	44	73	10	559	16.9
Katie Smith	27	27	894	128	294	.435	57	132	.432	56	61	.918	13	50	63	76	69	21	62	2	369	13.7
Shavonte Zellous	34	4	802	118	297	.397	15	49	.306	155	181	.856	25	81	106	62	111	27	77	17	406	11.9
Taj McWilliams-Frank	34	34	1032	139	283	.491	3	15	.200	51	68	.750	65	160	225	98	86	33	66	16	332	9.8
Kara Braxton	28	2	504	106	201	.527	0	0	---	40	62	.645	66	101	167	41	79	19	51	18	252	9.0
Cheryl Ford	29	29	755	97	227	.427	0	3	.000	55	100	.550	71	144	215	25	105	28	49	13	249	8.6
Sherill Baker	1	0	11	2	3	.667	0	0	---	3	3	1.000	1	0	1	1	1	1	1	0	7	7.0
Alexis Hornbuckle	32	21	850	81	213	.380	25	64	.391	26	48	.542	46	112	158	86	93	42	69	9	213	6.7
Nikki Teasley	11	7	222	15	39	.385	10	30	.333	2	2	1.000	1	13	14	24	16	6	16	4	42	3.8
Olayinka Sanni	31	1	298	47	98	.480	0	0	---	25	36	.694	27	30	57	16	56	11	30	5	119	3.8
Crystal Kelly	11	0	84	8	22	.364	0	0	---	15	18	.833	6	8	14	4	16	4	11	1	31	2.8
Kristin Haynie	20	2	161	17	40	.425	3	13	.231	7	9	.778	5	20	25	11	14	14	10	0	44	2.2
Tanae Davis-Cain	1	0	4	1	5	.200	0	3	.000	0	1	.000	2	0	2	0	0	0	0	0	2	2.0
Anna DeForge	7	7	113	5	18	.278	0	4	.000	0	0	---	6	14	20	10	7	4	7	0	10	1.4
Barbara Farris	13	3	110	2	9	.222	0	0	---	13	16	.813	3	15	18	5	17	5	9	0	17	1.3
Britany Miller	1	0	8	0	1	.000	0	0	---	0	0	---	0	0	0	0	1	1	0	0	0	0.0
Plenette Pierson	1	0	5	0	2	.000	0	0	---	0	0	---	0	0	0	0	2	1	0	1	0	0.0
Kelly Schumacher	1	0	10	0	0	---	0	0	---	0	0	---	0	0	0	0	2	0	0	1	0	0.0
SHOCK	34	-	6975	980	2277	.430	153	436	.351	539	721	.748	373	853	1226	575	766	261	546	97	2652	78.0
OPPONENTS	34	-	6975	902	2201	.410	208	611	.340	632	813	.777	320	781	1101	524	716	279	531	110	2644	77.8

2009 PLAYER STATISTICS

PLAYER	----- SINGLE-GAME HIGHS -----							----- AVERAGE PER GAME -----							----- AVERAGE PER 40 MINUTES -----						
	MIN	REB	AST	ST	TO	BL	PTS	MIN	REB	AST	STL	TO	BLK	PTS	REB	AST	PF	STL	TO	BLK	PTS
Deanna Nolan	45	14	9	4	5	2	34	33.7	4.3	3.5	1.33	2.2	0.30	16.9	5.1	4.2	3.3	1.58	2.6	0.36	20.1
Katie Smith	40	7	5	2	6	1	31	33.1	2.3	2.8	0.78	2.3	0.07	13.7	2.8	3.4	3.1	0.94	2.8	0.09	16.5
Shavonte Zellous	37	7	5	3	5	2	25	23.6	3.1	1.8	0.79	2.3	0.50	11.9	5.3	3.1	5.5	1.35	3.8	0.85	20.2
Taj McWilliams-Frank	42	13	6	3	6	2	21	30.4	6.6	2.9	0.97	1.9	0.47	9.8	8.7	3.8	3.3	1.28	2.6	0.62	12.9
Kara Braxton	31	13	4	3	5	4	25	18.0	6.0	1.5	0.68	1.8	0.64	9.0	13.3	3.3	6.3	1.51	4.0	1.43	20.0
Cheryl Ford	35	12	4	3	4	2	22	26.0	7.4	0.9	0.97	1.7	0.45	8.6	11.4	1.3	5.6	1.48	2.6	0.69	13.2
Sherill Baker	11	1	1	1	1	0	7	11.0	1.0	1.0	1.00	1.0	0.00	7.0	3.6	3.6	3.6	3.64	3.6	0.00	25.5
Alexis Hornbuckle	40	12	7	3	5	2	14	26.6	4.9	2.7	1.31	2.2	0.28	6.7	7.4	4.0	4.4	1.98	3.2	0.42	10.0
Nikki Teasley	36	3	5	3	4	2	8	20.2	1.3	2.2	0.55	1.5	0.36	3.8	2.5	4.3	2.9	1.08	2.9	0.72	7.6
Olayinka Sanni	28	8	3	2	4	2	13	9.6	1.8	0.5	0.35	1.0	0.16	3.8	7.7	2.1	7.5	1.48	4.0	0.67	16.0
Crystal Kelly	18	8	2	1	4	1	9	7.6	1.3	0.4	0.36	1.0	0.09	2.8	6.7	1.9	7.6	1.90	5.2	0.48	14.8
Kristin Haynie	22	4	3	4	2	0	8	8.1	1.3	0.6	0.70	0.5	0.00	2.2	6.2	2.7	3.5	3.48	2.5	0.00	10.9
Tanae Davis-Cain	4	2	0	0	0	0	2	4.0	2.0	0.0	0.00	0.0	0.00	2.0	20.0	0.0	0.0	0.00	0.0	0.00	20.0
Anna DeForge	38	8	2	2	2	0	6	16.1	2.9	1.4	0.57	1.0	0.00	1.4	7.1	3.5	2.5	1.42	2.5	0.00	3.5
Barbara Farris	24	5	2	2	3	0	4	8.5	1.4	0.4	0.38	0.7	0.00	1.3	6.5	1.8	6.2	1.82	3.3	0.00	6.2
Britany Miller	8	0	0	1	0	0	0	8.0	0.0	0.0	1.00	0.0	0.00	0.0	0.0	0.0	5.0	5.00	0.0	0.00	0.0
Plenette Pierson	5	0	0	1	0	1	0	5.0	0.0	0.0	1.00	0.0	1.00	0.0	0.0	0.0	16.0	8.00	0.0	8.00	0.0
Kelly Schumacher	10	0	0	0	0	1	0	10.0	0.0	0.0	0.00	0.0	1.00	0.0	0.0	0.0	8.0	0.00	0.0	4.00	0.0
SHOCK	225	49	25	13	24	6	101	205.1	36.1	16.9	7.68	16.1	2.85	78.0	35.2	16.5	22.0	7.48	15.7	2.78	76.0
OPPONENTS	225	50	23	14	23	7	100	205.1	32.4	15.4	8.21	15.6	3.24	77.8	31.6	15.0	20.5	8.00	15.2	3.15	75.8

2009 DETROIT SHOCK//IN REVIEW

MEDIA

THE ORGANIZATION

ARLINGTON

PLAYERS/COACHES

2016 RECAP

HISTORY

RECORDS

OPPONENTS

2017 SCHEDULE

GAME-BY-GAME

DATE	OPPONENT	W/L	RESULTS	HOME	ROAD	TOTAL	HIGH SCORING	HIGH REBOUNDS	HIGH ASSISTS	OPP. SCORING	ATT
Jun 6	@Los Angeles	L	58-78	0-0	0-1	0-1	Nolan-15	Sanni-8	McWilliams-Frank-4	Thompson-18	13,154
Jun 8	LOS ANGELES	W	81-52	1-0	0-1	1-1	Nolan-27	McWilliams-Frank/Hornbuckle-7	Haynie/Hornbuckle-3 Smith-3	Thompson-14	13,915
Jun 10	WASHINGTON	L	69-75	1-1	0-1	1-2	McWilliams-Frank/Smith-14	Zellous/Sanni-7	Nolan-6	Beard-15	7,329
Jun 19	INDIANA	L	54-66	1-2	0-1	1-3	Nolan-13	Hornbuckle-10 McWilliams-Frank-10	Hornbuckle/Nolan-2 Smith-2	Catchings-15	7,725
Jun 21	@Indiana	L	70-82	1-2	0-2	1-4	Nolan-16	Nolan-8	Nolan-6	Douglas-23	7,610
Jun 26	@Atlanta	L	86-96	1-2	0-3	1-5	Zellous-25	McWilliams-Frank-9	Nolan-2	Holdsclaw-28	5,935
Jun 28	SACRAMENTO	W	86-72	2-2	0-3	2-5	Zellous-18	Ford-8	McWilliams-Frank/Smith-3	Brunson-16	7,277
Jul 2	@New York	L	64-80	2-2	0-4	2-6	Ford-13	Hornbuckle/Ford-10	Smith-5	Christon-25	8,018
Jul 5	CONNECTICUT	L	92-95(OT)	2-3	0-4	2-7	Smith-28	Hornbuckle-12	McWilliams-Frank-5	Gruda-23	6,981
Jul 11	@Connecticut	W	79-77(OT)	2-3	1-4	3-7	Smith-25	Braxton-13	Smith-3	Jones-23	6,342
Jul 15	@Seattle	W	66-63	2-3	2-4	4-7	Smith-19	Ford-8	Nolan-7	Little-12	6,821
Jul 18	@Phoenix	L	90-97(OT)	2-3	2-5	4-8	Smith-21	McWilliams-Frank-1	Smith-5	Pondexter-26	8,288
Jul 19	@Sacramento	W	69-65	2-3	3-5	5-8	McWilliams-Frank-2	McWilliams-Frank-1	Tied with-3	Powell-12	7,538
Jul 22	ATLANTA	L	95-98(OT)	2-4	3-5	5-9	Braxton-25	Braxton-12	Nolan-9	Latta-22	14,439
Jul 31	MINNESOTA	W	91-83	3-4	3-5	6-9	Nolan-22	Ford-9	Nolan/McWilliams-Frank-6	Houston/McCants-14	9,314
Aug 2	CONNECTICUT	L	65-83	3-5	3-5	6-10	Nolan-20	Ford-9	Nolan-4	Whalen-22	7,814
Aug 4	NEW YORK	W	76-64	4-5	3-5	7-10	Nolan-26	Nolan-14	Nolan/McWilliams-Frank-4 Smith-4	Christon-14	7,014
Aug 7	@Washington	L	66-70	4-5	3-6	7-11	Braxton-14	McWilliams-Frank-7	Nolan-6	Beard-15	10,637
Aug 9	CHICAGO	W	64-58	5-5	3-6	8-11	Zellous-19	McWilliams-Frank-1	Smith-4	Dupree-16	6,893
Aug 11	@Washington	W	81-77	5-5	4-6	9-11	Nolan-23	McWilliams-Frank-1	McWilliams-Frank-4 Zellous-4	Beard-17	10,398
Aug 13	@Atlanta	L	75-80	5-5	4-7	9-12	Nolan-20	McWilliams-Frank-1	McWilliams-Frank-5	Castro Marques-16	5,641
Aug 15	@Indiana	L	59-82	5-5	4-8	9-13	Zellous-16	Braxton-10	McWilliams-Frank-3 Zellous-3	Douglas-19	9,963
Aug 18	SEATTLE	L	75-79	5-6	4-8	9-14	Nolan-29	McWilliams-Frank-8	Smith-5	Jackson-36	7,392
Aug 22	@Chicago	W	76-67	5-6	5-8	10-14	Smith-17	Ford-9	Tied with-4	Dupree-20	5,167
Aug 23	SAN ANTONIO	W	99-84	6-6	5-8	11-14	Smith-31	McWilliams-Frank-7 Nolan-7	Hornbuckle-7	Young-19	7,130
Aug 25	@Connecticut	W	90-70	6-6	6-8	12-14	Smith-19	Kelly-8	Zellous-5	Gruda-19	6,811
Aug 27	ATLANTA	W	87-83	7-6	6-8	13-14	Nolan-29	Ford-12	Hornbuckle-5	Castro Marques-19	5,695
Aug 29	@San Antonio	L	88-100(OT)	7-6	6-9	13-15	Nolan-34	Braxton-7	Teasley-5	Hammon-32	7,735
Sep 1	PHOENIX	W	101-99	8-6	6-9	14-15	Ford-22	Ford-11	Zellous/Teasley-5	Pondexter-25	5,239
Sep 4	INDIANA	W	70-63(OT)	9-6	6-9	15-15	Nolan-22	Ford-12	Nolan-4	Catchings-14	7,230
Sep 6	CHICAGO	W	84-75	10-6	6-9	16-15	Nolan-19	Nolan-8	Braxton/Nolan-4 Hornbuckle-4	Dupree/Ely-Gash-18	6,619
Sep 9	@Minnesota	L	72-75	10-6	6-10	16-16	Ford-16	Ford-12	Ford/Zellous/Teasley-4	McCants/Montana-12 Montgomery-12	7,423
Sep 10	NEW YORK	W	94-87(OT)	11-6	6-10	17-16	Nolan-34	Braxton-8 McWilliams-Frank-8	Hornbuckle/Zellous-5	Carson-28	8,178
Sep 12	@Chicago	W	80-69	11-6	7-10	18-16	Zellous-20	McWilliams-Frank-1	Nolan/Zellous-4	Dupree-27	5,334

2008 DETROIT SHOCK//IN REVIEW



2008 PLAYER STATISTICS

PLAYER	G	GS	MIN	--- FIELD GOALS ---			--- 3-POINT FG ---			--- FREE THROWS ---			--- REBOUNDS ---							PTS	AVG	
				FG	FGA	PCT	FG	FGA	PCT	FT	FTA	PCT	OFF	DEF	TOT	AST	PF	STL	TO			BLK
Deanna Nolan	34	34	1144	216	465	.465	43	115	.374	63	73	.863	26	107	133	150	68	42	73	10	538	15.8
Katie Smith	34	34	1152	157	410	.383	76	211	.360	110	124	.887	10	84	94	137	70	32	80	3	500	14.7
Taj McWilliams-Frank	7	7	185	27	64	.422	1	1	1.000	20	22	.909	17	30	47	13	18	3	9	5	75	10.7
Plenette Pierson	28	0	649	122	267	.457	0	2	.000	88	117	.752	64	72	136	63	99	24	48	34	332	11.9
Cheryl Ford	24	24	637	89	185	.481	0	0	---	65	116	.560	74	134	208	22	70	24	23	9	243	10.1
Kara Braxton	33	10	590	107	258	.415	0	2	.000	81	109	.743	48	120	168	27	84	14	54	24	295	8.9
Tasha Humphrey	22	16	297	62	124	.500	15	39	.385	21	22	.955	25	38	63	22	59	13	24	6	160	7.3
Alexis Hornbuckle	34	0	747	63	178	.354	16	45	.356	42	66	.636	53	85	138	71	97	79	49	10	184	5.4
Stacey Lovelace	7	2	44	2	7	.286	2	5	.400	4	6	.667	1	6	7	1	6	1	4	0	10	1.4
Elaine Powell	16	16	313	24	49	.490	1	2	.500	9	12	.750	18	32	50	35	21	6	18	1	58	3.6
Okayinka Sanni	31	9	325	41	82	.500	0	1	.000	24	37	.649	26	38	64	6	59	11	40	7	106	3.4
Sheri Sam	32	15	478	34	110	.309	6	21	.286	18	26	.692	29	62	91	38	36	19	31	3	92	2.9
Shay Murphy	13	3	122	12	40	.300	5	19	.263	4	6	.667	8	13	21	7	16	6	9	2	33	2.5
Ashley Shields	7	0	44	8	22	.364	3	9	.333	3	4	.750	0	3	3	2	3	1	6	0	22	3.1
Kelly Schumacher	7	0	89	6	16	.375	0	2	.000	2	2	1.000	4	16	20	5	13	2	8	3	14	2.0
LaToya Thomas	7	0	40	4	15	.267	0	2	.000	0	0	---	2	3	5	1	3	1	2	1	8	1.1
Chrissy Givens	3	0	10	0	2	.000	0	0	---	2	2	1.000	0	0	0	2	2	0	2	0	2	0.7
Nancy Lieberman	1	0	9	0	1	.000	0	0	---	0	0	---	0	0	0	2	0	0	2	0	0	0.0
Wanisha Smith	1	0	0	0	0	---	0	0	---	0	0	---	0	0	0	0	0	0	0	0	0	0.0
SHOCK	34	-	6875	974	2295	.424	168	476	.353	556	744	.747	405	843	1248	604	724	278	496	118	2672	78.6
OPPONENTS	34	-	6875	872	2151	.405	215	616	.349	563	740	.761	324	761	1085	520	762	229	572	119	2522	74.2

2008 PLAYER STATISTICS

PLAYER	----- SINGLE-GAME HIGHS -----							----- AVERAGE PER GAME -----							----- AVERAGE PER 40 MINUTES -----						
	MIN	REB	AST	ST	TO	BL	PTS	MIN	REB	AST	STL	TO	BLK	PTS	REB	AST	PF	STL	TO	BLK	PTS
Deanna Nolan	45	10	11	4	5	2	44	33.6	3.9	4.4	1.24	2.1	0.29	15.8	4.7	5.2	2.4	1.47	2.6	0.35	18.8
Katie Smith	43	7	9	3	6	1	33	33.9	2.8	4.0	0.94	2.4	0.09	14.7	3.3	4.8	2.4	1.11	2.8	0.10	17.4
Taj McWilliams-Frank	35	11	4	1	4	2	21	26.4	6.7	1.9	0.43	1.3	0.71	10.7	10.2	2.8	3.9	0.65	1.9	1.08	16.2
Plenette Pierson	34	11	5	3	5	6	25	23.2	4.9	2.3	0.86	1.7	1.21	11.9	8.4	3.9	6.1	1.48	3.0	2.10	20.5
Cheryl Ford	37	14	4	5	3	2	20	26.5	8.7	0.9	1.00	1.0	0.38	10.1	13.1	1.4	4.4	1.51	1.4	0.57	15.3
Kara Braxton	35	9	4	3	7	3	26	17.9	5.1	0.8	0.42	1.6	0.73	8.9	11.4	1.8	5.7	0.95	3.7	1.63	20.0
Tasha Humphrey	31	9	3	5	3	2	28	13.5	2.9	1.0	0.59	1.1	0.27	7.3	8.5	3.0	7.9	1.75	3.2	0.81	21.5
Alexis Hornbuckle	32	15	5	7	4	1	12	22.0	4.1	2.1	2.32	1.4	0.29	5.4	7.4	3.8	5.2	4.23	2.6	0.54	9.9
Stacey Lovelace	12	2	1	1	1	0	5	6.3	1.0	0.1	0.14	0.6	0.00	1.4	6.4	0.9	5.5	0.91	3.6	0.00	9.1
Elaine Powell	29	7	5	2	4	1	14	19.6	3.1	2.2	0.38	1.1	0.06	3.6	6.4	4.5	2.7	0.77	2.3	0.13	7.4
Okayinka Sanni	33	7	1	5	5	2	16	10.5	2.1	0.2	0.35	1.3	0.23	3.4	7.9	0.7	7.3	1.35	4.9	0.86	13.0
Sheri Sam	33	9	8	2	4	1	9	14.9	2.8	1.2	0.59	1.0	0.09	2.9	7.6	3.2	3.0	1.59	2.6	0.25	7.7
Shay Murphy	24	5	2	2	4	2	13	9.4	1.6	0.5	0.46	0.7	0.15	2.5	6.9	2.3	5.2	1.97	3.0	0.66	10.8
Ashley Shields	18	3	2	1	3	0	9	6.3	0.4	0.3	0.14	0.9	0.00	3.1	2.7	1.8	2.7	0.91	5.5	0.00	20.0
Kelly Schumacher	18	6	2	2	2	1	4	12.7	2.9	0.7	0.29	1.1	0.43	2.0	9.0	2.2	5.8	0.90	3.6	1.35	6.3
LaToya Thomas	10	2	1	1	1	1	4	5.7	0.7	0.1	0.14	0.3	0.14	1.1	5.0	1.0	3.0	1.00	2.0	1.00	8.0
Chrissy Givens	5	0	1	0	1	0	2	3.3	0.0	0.7	0.00	0.7	0.00	0.7	0.0	8.0	8.0	0.00	8.0	0.00	8.0
Nancy Lieberman	9	0	2	0	2	0	0	9.0	0.0	2.0	0.00	2.0	0.00	0.0	0.0	8.9	0.0	0.00	8.9	0.00	0.0
Wanisha Smith	0	0	0	0	0	0	0	0.0	0.0	0.0	0.00	0.0	0.00	0.0	0.0*****						
SHOCK	225	51	26	15	23	7	100	202.2	36.7	17.8	8.18	14.6	3.47	78.6	36.3	17.6	21.1	8.09	14.4	3.43	77.7
OPPONENTS	225	42	25	12	27	9	93	202.2	31.9	15.3	6.74	16.8	3.50	74.2	31.6	15.1	22.2	6.66	16.6	3.46	73.4

2008 DETROIT SHOCK//IN REVIEW

2008 DETROIT SHOCK GAME-BY-GAME RESULTS

DATE	OPPONENT	W/L	RESULTS	HOME	ROAD	TOTAL	HIGH SCORING	HIGH REBOUNDS	HIGH ASSISTS	OPP. SCORING	ATT
May 17	HOUSTON	W	85- 66	1-0	0-0	1-0	K. Smith-21	Ford-11	Ford-4	Thompson-17	13,824
May 18	@Minnesota	L	70- 84	1-0	0-1	1-1	K. Smith-17	Ford-9	Nolan-6	Houston-21	9,972
May 21	INDIANA	W	76- 71	2-0	0-1	2-1	Braxton-22	Ford-10	Nolan-8	Douglas-26	6,842
May 23	@Atlanta	W	88- 76	2-0	1-1	3-1	Nolan-33	Ford-13	Nolan-8	Lennox-21	10,185
May 25	NEW YORK	W	72- 62	3-0	1-1	4-1	Pierson-25	Braxton-7	Nolan/Powell-7	Jackson-Jones/Willis-12	8,068
May 31	@Indiana	W	74- 65	3-0	2-1	5-1	K. Smith-19	Ford/Pierson-8	Nolan/Powell-3	White-14	9,219
Jun 4	SEATTLE	W	77- 67	4-0	2-1	6-1	K. Smith-33	Ford-11	Nolan-8	Jackson-27	8,108
Jun 6	@Sacramento	W	84- 70	4-0	3-1	7-1	K. Smith-30	Ford/Braxton-6 Nolan-6	Nolan-9	Powell-17	6,663
Jun 7	@Seattle	L	67- 75	4-0	3-2	7-2	K. Smith-18	Pierson-10	Hornbuckle/Pierson-3	Jackson-24	7,105
Jun 11	@Los Angeles	L	73- 80	4-0	3-3	7-3	K. Smith-16	Pierson/ K. Smith-7	K. Smith-4	Leslie-17	8,520
Jun 14	@Phoenix	W	89- 79	4-0	4-3	8-3	Humphrey-28	Hornbuckle-15	Nolan-8	Pondexter-28	7,696
Jun 20	MINNESOTA	W	98- 93(OT)	5-0	4-3	9-3	Nolan-44	Ford-14	Pierson-4	Augustus-26	8,916
Jun 22	@Atlanta	W	97- 76	5-0	5-3	10-3	Ford-20	Ford-12	Nolan-7	Latta-26	7,865
Jun 24	@Connecticut	L	68- 85	5-0	5-4	10-4	Nolan-17	Ford-11	K. Smith-4	Jones-20	7,501
Jun 26	CONNECTICUT	W	70- 61	6-0	5-4	11-4	Nolan-13	Ford-9	K. Smith-5	Jones-14	8,636
Jun 28	@Chicago	L	59- 76	6-0	5-5	11-5	Murphy-13	Ford-8	Hornbuckle/Sam-4	Dupree-18	3,407
Jun 29	ATLANTA	W	100- 92	7-0	5-5	12-5	Braxton-26	Braxton-9	Nolan-11	Young-26	8,798
Jul 1	@San Antonio	L	72- 79(OT)	7-0	5-6	12-6	K. Smith-17	Ford/Sam-8	K. Smith-9	Young-27	5,656
Jul 8	CONNECTICUT	W	88- 82	8-0	5-6	13-6	Pierson-23	Braxton-8	Nolan-8	Jones-21	7,623
Jul 11	WASHINGTON	W	79- 66	9-0	5-6	14-6	K. Smith-23	Braxton/Ford-7	Nolan-4	Miller-15	8,596
Jul 12	@New York	L	64- 74	9-0	5-7	14-7	Pierson/K. Smith-13	Ford-12	Nolan-4	Christon-19	8,661
Jul 16	CHICAGO	W	66- 63	10-0	5-7	15-7	Ford-14	Pierson-8	Nolan/K. Smith-4	Perkins-26	15,210
Jul 18	@Washington	W	99- 62	10-0	6-7	16-7	Nolan-26	Hornbuckle/Braxton-6	Sam-8	McWilliams-Frank-1	6,834
Jul 20	SACRAMENTO	L	85- 88	10-1	6-7	16-8	Nolan-27	Ford-10	K. Smith-6	Brunson-18	9,138
Jul 22	LOS ANGELES	L	81- 84	10-2	6-7	16-9	K. Smith-20	Ford-9	Hornbuckle/K. Smith-5	Parker-21	12,930
Jul 24	@Houston	L	61- 79	10-2	6-8	16-10	Nolan-23	Nolan/Sam-9	Nolan-4	Hodges-18	7,261
Jul 27	SAN ANTONIO	L	64- 76	10-3	6-8	16-11	Nolan-25	Braxton-9	K. Smith-6	Hammon-23	9,537
Aug 29	NEW YORK	W	83- 69	11-3	6-8	17-11	Nolan-26	Braxton-7 McWilliams-Frank-7	K. Smith-6	McCarville-21	11,516
Aug 31	@Chicago	L	81- 82(OT)	11-3	6-9	17-12	K. Smith-23	McWilliams-Frank-1	Nolan-6	Dupree-24	4,197
Sep 5	INDIANA	W	90- 68	12-3	6-9	18-12	Pierson-20	Pierson-6 McWilliams-Frank-4	Pierson-4	Catchings-20	9,287
Sep 6	@Washington	W	84- 69	12-3	7-9	19-12	McWilliams-Frank-2	Nolan-10	K. Smith-8	Currie-15	9,976
Sep 9	PHOENIX	W	89- 78	13-3	7-9	20-12	Nolan-18	Hornbuckle/Braxton-8 McWilliams-Frank-8	Pierson/K. Smith-5	Pondexter-23	7,495
Sep 11	WASHINGTON	W	78- 66	14-3	7-9	21-12	Nolan-17	McWilliams-Frank-8	K. Smith-6	Currie/Beard-16	8,145
Sep 14	@New York	W	61- 59	14-3	8-9	22-12	Pierson/Nolan-11	Hornbuckle/Nolan-7	Powell-4	Larkins-13	10,042

MEDIA

THE ORGANIZATION

ARLINGTON

PLAYERS/COACHES

2016 RECAP

HISTORY

RECORDS

OPPONENTS

2017 SCHEDULE

2007 DETROIT SHOCK//IN REVIEW



2007 PLAYER STATISTICS

PLAYER	G	GS	MIN	--- FIELD GOALS ---			--- 3-POINT FG ---			-- FREE THROWS --			--- REBOUNDS ---								PTS	AVG
				FG	FGA	PCT	FG	FGA	PCT	FT	FTA	PCT	OFF	DEF	TOT	AST	PF	STL	TO	BLK		
Deanna Nolan	34	34	1175	221	480	.460	46	117	.393	65	79	.823	35	113	148	132	69	49	82	12	553	16.3
Katie Smith	34	34	1166	128	355	.361	61	196	.311	133	157	.847	18	110	128	124	81	42	59	3	450	13.2
Cheryl Ford	15	15	460	71	143	.497	0	0	---	53	83	.639	48	120	168	22	54	28	42	11	195	13.0
Plenette Pierson	34	0	858	149	312	.478	0	5	.000	98	130	.754	70	127	197	59	110	26	79	29	396	11.6
Swin Cash	31	31	959	126	307	.410	0	3	.000	92	121	.760	54	135	189	79	70	19	81	13	344	11.1
Kara Braxton	31	20	545	84	188	.447	0	0	---	39	58	.672	54	112	166	16	91	14	62	16	207	6.7
Shannon Johnson	33	8	559	57	166	.343	29	70	.414	50	61	.820	18	43	61	56	68	20	40	2	193	5.8
Katie Matterna	34	12	447	69	131	.527	0	0	---	39	53	.736	55	111	166	7	77	7	40	25	177	5.2
Ayana Walker	2	1	43	3	7	.429	0	0	---	1	3	.333	0	6	6	1	8	1	6	2	7	3.5
Ivory Latta	31	1	221	34	87	.391	22	49	.449	3	7	.429	4	15	19	20	24	8	16	2	93	3.0
Tausha Mills	5	1	51	6	21	.286	0	0	---	3	4	.750	10	8	18	2	11	0	6	0	15	3.0
Elaine Powell	32	12	323	22	54	.407	0	0	---	16	23	.696	11	23	34	44	33	12	29	2	60	1.9
Tyresa Smith	1	0	7	0	2	.000	0	0	---	1	2	.500	1	1	2	0	0	1	0	0	1	1.0
Iciss Tillis	8	1	26	2	6	.333	0	2	.000	0	0	---	2	5	7	1	3	0	7	0	4	0.5
Amy Sanders	6	0	9	0	2	.000	0	0	---	2	4	.500	0	2	2	0	3	0	2	0	2	0.3
SHOCK	34	-	6850	972	2261	.430	158	442	.357	595	785	.758	380	931	1311	563	702	227	564	117	2697	79.3
OPPONENTS	34	-	6850	895	2262	.396	203	610	.333	547	718	.762	309	780	1089	546	767	276	529	117	2540	74.7

2007 PLAYER STATISTICS

PLAYER	----- SINGLE-GAME HIGHS -----							----- AVERAGE PER GAME -----							----- AVERAGE PER 40 MINUTES -----						
	MIN	REB	AST	ST	TO	BL	PTS	MIN	REB	AST	STL	TO	BLK	PTS	REB	AST	PF	STL	TO	BLK	PTS
Deanna Nolan	45	10	8	3	5	2	36	34.6	4.4	3.9	1.44	2.4	0.35	16.3	5.0	4.5	2.3	1.67	2.8	0.41	18.8
Katie Smith	43	11	10	4	6	1	28	34.3	3.8	3.6	1.24	1.7	0.09	13.2	4.4	4.3	2.8	1.44	2.0	0.10	15.4
Cheryl Ford	42	18	5	6	5	2	22	30.7	11.2	1.5	1.87	2.8	0.73	13.0	14.6	1.9	4.7	2.43	3.7	0.96	17.0
Plenette Pierson	32	14	5	4	5	4	22	25.2	5.8	1.7	0.76	2.3	0.85	11.6	9.2	2.8	5.1	1.21	3.7	1.35	18.5
Swin Cash	40	13	7	2	6	2	21	30.9	6.1	2.5	0.61	2.6	0.42	11.1	7.9	3.3	2.9	0.79	3.4	0.54	14.3
Kara Braxton	31	12	2	3	5	3	17	17.6	5.4	0.5	0.45	2.0	0.52	6.7	12.2	1.2	6.7	1.03	4.6	1.17	15.2
Shannon Johnson	35	6	8	5	3	1	23	16.9	1.8	1.7	0.61	1.2	0.06	5.8	4.4	4.0	4.9	1.43	2.9	0.14	13.8
Katie Matterna	29	13	1	2	4	3	19	13.1	4.9	0.2	0.21	1.2	0.74	5.2	14.9	0.6	6.9	0.63	3.6	2.24	15.8
Ayana Walker	25	3	1	1	4	1	4	21.5	3.0	0.5	0.50	3.0	1.00	3.5	5.6	0.9	7.4	0.93	5.6	1.86	6.5
Ivory Latta	29	4	3	3	3	1	15	7.1	0.6	0.6	0.26	0.5	0.06	3.0	3.4	3.6	4.3	1.45	2.9	0.36	16.8
Tausha Mills	16	9	1	0	3	0	5	10.2	3.6	0.4	0.00	1.2	0.00	3.0	14.1	1.6	8.6	0.00	4.7	0.00	11.8
Elaine Powell	39	5	6	2	6	1	8	10.1	1.1	1.4	0.38	0.9	0.06	1.9	4.2	5.4	4.1	1.49	3.6	0.25	7.4
Tyresa Smith	7	2	0	1	0	0	1	7.0	2.0	0.0	1.00	0.0	0.00	1.0	11.4	0.0	0.0	5.71	0.0	0.00	5.7
Iciss Tillis	7	2	1	0	3	0	2	3.3	0.9	0.1	0.00	0.9	0.00	0.5	10.8	1.5	4.6	0.00	10.8	0.00	6.2
Amy Sanders	4	1	0	0	1	0	1	1.5	0.3	0.0	0.00	0.3	0.00	0.3	8.9	0.0	13.3	0.00	8.9	0.00	8.9
SHOCK	225	55	28	12	24	11	111	201.5	38.6	16.6	6.68	16.6	3.44	79.3	38.3	16.4	20.5	6.63	16.5	3.42	78.7
OPPONENTS	225	43	24	15	23	9	88	201.5	32.0	16.1	8.12	15.6	3.44	74.7	31.8	15.9	22.4	8.06	15.4	3.42	74.2

2007 DETROIT SHOCK//IN REVIEW

DETROIT SHOCK GAME-BY-GAME RESULTS

DATE	OPPONENT	W/L	RESULTS	HOME	ROAD	TOTAL	HIGH SCORING	HIGH REBOUNDS	HIGH ASSISTS	OPP. SCORING	ATT
May 19	SACRAMENTO	W	75- 68	1-0	0-0	1-0	Pierson-22	Pierson-8	Nolan/Pierson-4 K. Smith-4	Lawson/Newton-14	13,689
May 22	MINNESOTA	W	85- 75	2-0	0-0	2-0	Nolan-21	K. Smith-8	K. Smith-6	Augustus-19	7,421
May 30	WASHINGTON	W	94- 79	3-0	0-0	3-0	Cash-21	Ford-9	Nolan-8	Milton-Jones-18	7,915
Jun 2	@Houston	W	77- 71	3-0	1-0	4-0	K. Smith-17	Ford-14	K. Smith-5	Snow/Thompson-20	8,249
Jun 8	@New York	W	67- 57	3-0	2-0	5-0	Nolan-17	Ford-11	Nolan/K. Smith-4	Christon-18	7,320
Jun 10	@Connecticut	W	79- 74	3-0	3-0	6-0	K. Smith-23	Ford-13	Cash-5	Jones-20	7,724
Jun 15	CONNECTICUT	W	75- 72	4-0	3-0	7-0	Nolan-18	Ford-16	K. Smith-10	Sales-18	8,484
Jun 16	INDIANA	L	67- 77	4-1	3-0	7-1	Mattera/Nolan-14	Mattera-11	Pierson-4	Catchings-26	8,812
Jun 18	@Los Angeles	W	79- 73	4-1	4-0	8-1	K. Smith-18	K. Smith-9	Cash-7	L. Thomas-19	7,520
Jun 20	@Seattle	W	87- 71	4-1	5-0	9-1	K. Smith-23	Pierson-8	Nolan/K. Smith-5	Burse-21	7,335
Jun 22	@Phoenix	W	87- 84	4-1	6-0	10-1	Johnson-23	Braxton-12	Nolan-5	Taylor-23	6,614
Jun 23	@Sacramento	L	75- 85	4-1	6-1	10-2	Nolan-23	Braxton-9	Powell-6	Dorrell-13	11,309
Jun 27	CONNECTICUT	W	77- 74	5-1	6-1	11-2	Cash-18	Cash-13	Nolan/K. Smith-4	Jones-16	8,521
Jun 29	@Washington	L	64- 65	5-1	6-2	11-3	Nolan-26	Cash-10	K. Smith-5	Milton-Jones-19	7,407
Jul 1	SAN ANTONIO	L	68- 71	5-2	6-2	11-4	Nolan-24	Ford-12	K. Smith-5	Perperoglou-23	8,963
Jul 6	NEW YORK	L	81- 82(OT)	5-3	6-2	11-5	Ford-22	Ford-18	Nolan-8	McCarville-18	8,949
Jul 8	PHOENIX	W	111- 82	6-3	6-2	12-5	K. Smith-20	Pierson-14	Johnson-8	Ta. Smith-16	9,156
Jul 10	CHICAGO	W	92- 84	7-3	6-2	13-5	Cash-20	Ford/Pierson-10	Nolan-7	Perkins-22	8,975
Jul 12	@Chicago	W	78- 65	7-3	7-2	14-5	Nolan-18	Ford/Pierson-9	K. Smith-4	Perkins-17	3,085
Jul 18	NEW YORK	W	87- 82(OT)	8-3	7-2	15-5	Nolan-21	Ford-18	Nolan-7	McCarville-17 Battle-17	14,109
Jul 20	@Indiana	W	89- 80	8-3	8-2	16-5	K. Smith-28	Ford-11	K. Smith-4	Sutton-Brown-16	9,210
Jul 21	WASHINGTON	W	66- 58	9-3	8-2	17-5	K. Smith-13	K. Smith-11	Cash/Pierson-3	Beard-16	8,655
Jul 24	@Connecticut	W	92- 88	9-3	9-2	18-5	Nolan-36	Braxton-10	Nolan-7	Whalen-33	8,192
Jul 26	CHICAGO	L	73- 83	9-4	9-2	18-6	Mattera/Latta-13	Mattera-8	Nolan-3	Dupree-24	9,238
Jul 28	@Washington	W	76- 64	9-4	10-2	19-6	K. Smith-21	Cash-10	Nolan-4	Milton-Jones-17	8,700
Jul 29	LOS ANGELES	W	75- 73	10-4	10-2	20-6	Pierson-21	Cash-10	Cash/Nolan-4	McWilliams-Frank-1	11,425
Jul 31	@San Antonio	W	84- 79	10-4	11-2	21-6	Pierson-22	K. Smith-7	Nolan/K. Smith-3	Hammon-26	8,267
Aug 3	@Chicago	W	66- 60	10-4	12-2	22-6	Pierson-15	Cash/Mattera-8	Cash/K. Smith-6	Perkins-19	4,635
Aug 9	SEATTLE	W	97- 70	11-4	12-2	23-6	Nolan-18	Mattera-10	Nolan-7	Castro Marques-24	9,355
Aug 11	INDIANA	W	74- 69	12-4	12-2	24-6	Nolan-26	Nolan-10	Pierson/K. Smith-5	White-15	10,857
Aug 12	@New York	L	84- 85	12-4	12-3	24-7	Nolan-19	Mattera-13	K. Smith/Powell-3	Jackson-Jones-16	11,247
Aug 14	HOUSTON	L	73- 81	12-5	12-3	24-8	Nolan-20	Mills-9	Nolan-5	Thompson-25	11,214
Aug 16	@Minnesota	L	77- 87	12-5	12-4	24-9	Latta-15	Mattera/Pierson-10	Powell-5	Abrosimova-25	5,318
Aug 19	@Indiana	L	66- 72	12-5	12-5	24-10	Johnson/Pierson-13	Mattera-7	Johnson-3	Whitmore-18	8,899

MEDIA

THE ORGANIZATION

ARLINGTON

PLAYERS/COACHES

2016 RECAP

HISTORY

RECORDS

OPPONENTS

2017 SCHEDULE

2006 DETROIT SHOCK // IN REVIEW



2006 PLAYER STATISTICS

PLAYER	G	GS	MIN	--- FIELD GOALS ---			--- 3-POINT FG ---			--- FREE THROWS ---			--- REBOUNDS ---			AST	PF	STL	TO	BLK	PTS	AVG
				FG	FGA	PCT	FG	FGA	PCT	FT	FTA	PCT	OFF	DEF	TOT							
Cheryl Ford	32	32	919	157	315	.498	0	0	---	129	199	.648	130	233	363	45	114	38	58	25	443	13.8
Deanna Nolan	34	34	1090	172	425	.405	39	113	.345	85	100	.850	32	121	153	124	79	47	86	11	468	13.8
Katie Smith	34	34	1140	123	302	.407	59	161	.366	93	102	.912	19	73	92	112	78	25	65	4	398	11.7
Swin Cash	34	34	991	124	323	.384	1	13	.077	109	143	.762	63	105	168	106	85	20	88	11	358	10.5
Ruth Riley	34	34	876	115	252	.456	3	9	.333	16	18	.889	36	129	165	52	110	18	54	49	249	7.3
Plenette Pierson	34	0	566	82	180	.456	0	3	.000	56	80	.700	44	88	132	24	84	18	37	14	220	6.5
Kara Braxton	34	1	360	58	143	.406	0	2	.000	30	48	.625	42	75	117	26	83	11	53	11	146	4.3
Kedra Holland-Corn	34	0	401	51	142	.359	28	84	.333	10	16	.625	12	28	40	43	29	23	40	2	140	4.1
Elaine Powell	11	0	117	3	16	.188	0	2	.000	8	14	.571	7	6	13	15	11	3	9	0	14	1.3
Angelina Williams	21	0	130	14	43	.326	2	8	.250	11	17	.647	3	10	13	12	9	7	15	6	41	2.0
Jacqueline Batteast	26	1	174	15	54	.278	2	14	.143	4	7	.571	13	12	25	7	21	2	4	3	36	1.4
Sabrina Palie	11	0	50	5	25	.200	2	5	.400	0	0	---	4	0	4	6	9	1	10	1	12	1.1
Irina Osipova	2	0	12	0	0	---	0	0	---	2	2	1.000	1	0	1	0	1	0	1	0	2	1.0
SHOCK	34	-	6825	919	2220	.414	136	414	.329	553	746	.741	406	880	1286	572	713	213	538	137	2527	74.3
OPPONENTS	34	-	6825	840	2164	.388	175	561	.312	529	702	.754	324	760	1084	474	734	275	507	108	2384	70.1

2006 PLAYER STATISTICS

PLAYER	----- SINGLE-GAME HIGHS -----							----- AVERAGE PER GAME -----							----- AVERAGE PER 40 MINUTES -----						
	MIN	REB	AST	ST	TO	BL	PTS	MIN	REB	AST	STL	TO	BLK	PTS	REB	AST	PF	STL	TO	BLK	PTS
Cheryl Ford	37	19	4	4	5	3	24	28.7	11.3	1.4	1.19	1.8	0.78	13.8	15.8	2.0	5.0	1.65	2.5	1.09	19.3
Deanna Nolan	40	9	7	4	6	2	26	32.1	4.5	3.6	1.38	2.5	0.32	13.8	5.6	4.6	2.9	1.72	3.2	0.40	17.2
Katie Smith	43	8	9	3	6	1	25	33.5	2.7	3.3	0.74	1.9	0.12	11.7	3.2	3.9	2.7	0.88	2.3	0.14	14.0
Swin Cash	38	13	8	3	5	2	20	29.1	4.9	3.1	0.59	2.6	0.32	10.5	6.8	4.3	3.4	0.81	3.6	0.44	14.5
Ruth Riley	35	14	5	2	4	4	19	25.8	4.9	1.5	0.53	1.6	1.44	7.3	7.5	2.4	5.0	0.82	2.5	2.24	11.4
Plenette Pierson	31	9	5	3	3	3	19	16.6	3.9	0.7	0.53	1.1	0.41	6.5	9.3	1.7	5.9	1.27	2.6	0.99	15.5
Kara Braxton	23	12	4	3	5	2	16	10.6	3.4	0.8	0.32	1.6	0.32	4.3	13.0	2.9	9.2	1.22	5.9	1.22	16.2
Kedra Holland-Corn	26	5	7	5	4	1	15	11.8	1.2	1.3	0.68	1.2	0.06	4.1	4.0	4.3	2.9	2.29	4.0	0.20	14.0
Elaine Powell	18	3	4	1	3	0	4	10.6	1.2	1.4	0.27	0.8	0.00	1.3	4.4	5.1	3.8	1.03	3.1	0.00	4.8
Angelina Williams	12	2	2	2	3	1	8	6.2	0.6	0.6	0.33	0.7	0.29	2.0	4.0	3.7	2.8	2.15	4.6	1.85	12.6
Jacqueline Batteast	20	3	1	1	1	1	6	6.7	1.0	0.3	0.08	0.2	0.12	1.4	5.7	1.6	4.8	0.46	0.9	0.69	8.3
Sabrina Palie	14	1	2	1	3	1	8	4.5	0.4	0.5	0.09	0.9	0.09	1.1	3.2	4.8	7.2	0.80	8.0	0.80	9.6
Irina Osipova	9	1	0	0	1	0	2	6.0	0.5	0.0	0.00	0.5	0.00	1.0	3.3	0.0	3.3	0.00	3.3	0.00	6.7
SHOCK	225	51	27	15	23	8	92	200.7	37.8	16.8	6.26	15.8	4.03	74.3	37.7	16.8	20.9	6.24	15.8	4.01	74.1
OPPONENTS	225	42	22	13	25	11	94	200.7	31.9	13.9	8.09	14.9	3.18	70.1	31.8	13.9	21.5	8.06	14.9	3.16	69.9

2006 DETROIT SHOCK // IN REVIEW

DETROIT SHOCK GAME-BY-GAME RESULTS

DATE	OPPONENT	W/L	RESULTS	HOME	ROAD	TOTAL	HIGH SCORING	HIGH REBOUNDS	HIGH ASSISTS	OPP. SCORING	ATT
May 20	@Indiana	L	60- 67	0-0	0-1	0-1	Smith-19	Ford-8	Cash/Smith-3	Catchings-16	9,312
May 24	MINNESOTA	W	78- 69	1-0	0-1	1-1	Ford-17	Ford-14	Nolan-6	Augustus-15	10,814
May 27	@Connecticut	W	77- 73(OT)	1-0	1-1	2-1	Smith-23	Ford-11	Smith-8	Douglas-18	6,738
Jun 1	NEW YORK	W	64- 63	2-0	1-1	3-1	Cash-20	Ford-13	Nolan-6	Battle/Baker-18	7,132
Jun 3	@Washington	L	68- 92	2-0	1-2	3-2	Cash-15	Smith/Pierson-5	Cash/Smith-3	Milton-Jones-21	5,897
Jun 4	@Chicago	W	81- 66	2-0	2-2	4-2	Smith-21	Riley-14	Pierson-5	Lassiter-20	3,135
Jun 7	@Los Angeles	L	78- 86	2-0	2-3	4-3	Riley-19	Cash/Ford-8	Nolan-6	Mabika-24	7,796
Jun 9	@Phoenix	L	79- 93	2-0	2-4	4-4	Ford-20	Ford-15	Smith-4	Pondexter-27	6,157
Jun 16	INDIANA	W	71- 63	3-0	2-4	5-4	Ford-15	Ford-18	Cash-8	Whitmore-19	10,135
Jun 17	HOUSTON	W	71- 55	4-0	2-4	6-4	Nolan-20	Ford-12	Nolan-7	Swoopes-17	7,430
Jun 22	@Charlotte	W	86- 74	4-0	3-4	7-4	Ford-24	Ford-14	Nolan-5	Sutton-Brown-18 Smith-18	6,710
Jun 24	WASHINGTON	W	92- 86	5-0	3-4	8-4	Cash-19	Nolan-8	Smith-9	Beard-20	6,932
Jun 25	CHARLOTTE	W	71- 61	6-0	3-4	9-4	Nolan-26	Ford-18	Smith-5	Sutton-Brown-15	8,514
Jun 27	@San Antonio	W	63- 59	6-0	4-4	10-4	Ford-22	Ford-19	Cash-5	Young-16	6,287
Jun 29	@Indiana	L	56- 66	6-0	4-5	10-5	Riley-14	Ford-9	Nolan/Ford/Smith-3	Whitmore-22	5,886
Jun 30	@Connecticut	W	70- 64	6-0	5-5	11-5	Smith-21	Ford/Nolan-8	Ford/Nolan-4	Jones-16	7,003
Jul 6	PHOENIX	L	76- 91	6-1	5-5	11-6	Nolan-15	Braxton/Ford-9 Pierson-9	Nolan-4	Pondexter-35	9,832
Jul 7	@Minnesota	W	92- 80	6-1	6-5	12-6	Cash-19	Ford-9	Nolan-7	Augustus-26	5,477
Jul 9	@Houston	W	66- 60	6-1	7-5	13-6	Riley-16	Ford-10	Holland-Corn/Cash-6	Swoopes-14	8,947
Jul 16	SAN ANTONIO	W	77- 67	7-1	7-5	14-6	Ford-20	Ford-17	Cash-6	Bibrzycka-14	9,635
Jul 19	CHARLOTTE	L	67- 73	7-2	7-5	14-7	Pierson-19	Ford-6	Nolan/Smith-3	Sam/Smith-15	12,985
Jul 21	LOS ANGELES	W	73- 59	8-2	7-5	15-7	Cash-18	Ford-11	Nolan/Smith-6	Holdsclaw-20	8,174
Jul 22	CHICAGO	W	89- 70	9-2	7-5	16-7	Cash-17	Ford-9	Cash/Nolan-6	Dales/Dupree-12	10,456
Jul 26	SACRAMENTO	W	91- 71	10-2	7-5	17-7	Ford-24	Ford-11	Nolan-7	Powell-14	9,829
Jul 28	@Seattle	W	77- 67	10-2	8-5	18-7	Nolan-23	Ford-18	Cash/Nolan-3	Johnson-15	9,686
Jul 30	@Sacramento	L	61- 94	10-2	8-6	18-8	Ford/Nolan-12	Ford-15	Powell-2	Brunson-18	7,369
Aug 1	INDIANA	W	70- 66	11-2	8-6	19-8	Braxton-16	Ford-10	Nolan/Smith-6	Catchings-22	8,654
Aug 3	@New York	L	67- 75	11-2	8-7	19-9	Cash-17	Ford-8	Smith-5	Farris-17	8,640
Aug 4	@Chicago	W	76- 49	11-2	9-7	20-9	Ford/Pierson-15	Braxton-9	Nolan/Powell-4	Lovelace-10	3,455
Aug 6	NEW YORK	W	65- 53	12-2	9-7	21-9	Ford-24	Ford-11	Smith-5	Baker/Moore-10	10,835
Aug 8	SEATTLE	L	79- 81	12-3	9-7	21-10	Smith-25	Ford-17	Cash-6	Bird-24	9,783
Aug 10	CHICAGO	W	82- 48	13-3	9-7	22-10	Nolan-22	Braxton-12	Holland-Corn-7	Dupree-12	11,226
Aug 11	@Washington	L	66- 78	13-3	9-8	22-11	Nolan/Smith-12	Ford-8	Braxton-4	Milton-Jones-23	9,128
Aug 13	CONNECTICUT	W	88- 65	14-3	9-8	23-11	Nolan-19	Ford-12	Nolan-6	McWilliams-Frank-1	11,558

MEDIA

THE ORGANIZATION

ARLINGTON

PLAYERS/COACHES

2016 RECAP

HISTORY

RECORDS

OPPONENTS

2017 SCHEDULE

2005 DETROIT SHOCK//IN REVIEW



2005 PLAYER STATISTICS

PLAYER	G	GS	MIN	--- FIELD GOALS ---			--- 3-POINT FG ---			--- FREE THROWS ---			--- REBOUNDS ---			AST	PF	STL	TO	BLK	PTS	AVG
				FG	FGA	PCT	FG	FGA	PCT	FT	FTA	PCT	OFF	DEF	TOT							
Deanna Nolan	33	33	1213	184	462	.398	28	90	.311	128	160	.800	31	125	156	121	64	55	100	14	524	15.9
Katie Smith	13	9	394	40	107	.374	18	55	.327	26	34	.765	11	17	28	26	27	5	17	3	124	9.5
Cheryl Ford	33	33	932	120	279	.430	0	0	---	73	150	.487	113	209	322	26	143	33	69	46	313	9.5
Plenette Pierson	23	0	444	55	126	.437	1	1	1.000	67	96	.698	27	35	62	21	54	14	42	6	178	7.7
Ruth Riley	33	33	855	100	267	.375	3	12	.250	48	60	.800	43	113	156	39	131	23	68	46	251	7.6
Kara Braxton	33	2	455	97	210	.462	0	1	.000	33	60	.550	42	58	100	14	78	18	52	13	227	6.9
Chandi Jones	21	0	329	46	113	.407	18	37	.486	15	19	.789	8	23	31	23	42	13	23	2	125	6.0
Swin Cash	21	21	458	48	126	.381	2	10	.200	21	32	.656	42	46	88	43	44	12	47	6	119	5.7
Elaine Powell	29	21	671	62	142	.437	0	2	.000	39	65	.600	25	55	80	77	62	29	51	4	163	5.6
Ayana Walker	12	11	241	25	52	.481	0	0	---	9	12	.750	16	31	47	13	15	6	16	10	59	4.9
Sheila Lambert	12	5	152	14	45	.311	1	7	.143	4	5	.800	2	15	17	21	11	8	24	1	33	2.8
Barbara Farris	34	1	444	25	73	.342	0	0	---	33	54	.611	31	53	84	19	55	8	43	1	83	2.4
Andrea Stinson	18	1	102	8	23	.348	2	10	.200	4	6	.667	6	6	12	13	6	3	4	0	22	1.2
Niele Ivey	12	0	102	5	23	.217	3	12	.250	1	1	1.000	5	7	12	10	14	6	5	0	14	1.2
Stacey Thomas	17	0	133	2	12	.167	0	1	.000	8	20	.400	10	10	20	8	15	8	3	3	12	0.7
SHOCK	34	-	6925	831	2060	.403	76	238	.319	509	774	.658	412	803	1215	474	761	241	571	155	2247	66.1
OPPONENTS	34	-	6925	784	1945	.403	154	456	.338	565	754	.749	273	745	1018	473	744	272	520	136	2287	67.3

2005 PLAYER STATISTICS

PLAYER	----- SINGLE-GAME HIGHS -----							----- AVERAGE PER GAME -----							----- AVERAGE PER 40 MINUTES -----						
	MIN	REB	AST	ST	TO	BL	PTS	MIN	REB	AST	STL	TO	BLK	PTS	REB	AST	PF	STL	TO	BLK	PTS
Deanna Nolan	47	10	11	4	6	3	34	36.8	4.7	3.7	1.67	3.0	0.42	15.9	5.1	4.0	2.1	1.81	3.3	0.46	17.3
Katie Smith	43	4	4	2	3	1	21	30.3	2.2	2.0	0.38	1.3	0.23	9.5	2.8	2.6	2.7	0.51	1.7	0.30	12.6
Cheryl Ford	40	18	4	4	7	4	18	28.2	9.8	0.8	1.00	2.1	1.39	9.5	13.8	1.1	6.1	1.42	3.0	1.97	13.4
Plenette Pierson	29	7	2	2	5	1	22	19.3	2.7	0.9	0.61	1.8	0.26	7.7	5.6	1.9	4.9	1.26	3.8	0.54	16.0
Ruth Riley	39	9	3	2	5	4	20	25.9	4.7	1.2	0.70	2.1	1.39	7.6	7.3	1.8	6.1	1.08	3.2	2.15	11.7
Kara Braxton	35	9	2	5	5	2	20	13.8	3.0	0.4	0.55	1.6	0.39	6.9	8.8	1.2	6.9	1.58	4.6	1.14	20.0
Chandi Jones	28	5	4	2	3	1	14	15.7	1.5	1.1	0.62	1.1	0.10	6.0	3.8	2.8	5.1	1.58	2.8	0.24	15.2
Swin Cash	33	12	5	2	5	2	12	21.8	4.2	2.0	0.57	2.2	0.29	5.7	7.7	3.8	3.8	1.05	4.1	0.52	10.4
Elaine Powell	42	11	7	4	6	1	14	23.1	2.8	2.7	1.00	1.8	0.14	5.6	4.8	4.6	3.7	1.73	3.0	0.24	9.7
Ayana Walker	28	10	3	1	4	2	14	20.1	3.9	1.1	0.50	1.3	0.83	4.9	7.8	2.2	2.5	1.00	2.7	1.66	9.8
Sheila Lambert	31	5	6	2	5	1	13	12.7	1.4	1.8	0.67	2.0	0.08	2.8	4.5	5.5	2.9	2.11	6.3	0.26	8.7
Barbara Farris	40	10	2	2	5	1	10	13.1	2.5	0.6	0.24	1.3	0.03	2.4	7.6	1.7	5.0	0.72	3.9	0.09	7.5
Andrea Stinson	32	5	3	2	2	0	8	5.7	0.7	0.7	0.17	0.2	0.00	1.2	4.7	5.1	2.4	1.18	1.6	0.00	8.6
Niele Ivey	15	4	3	2	2	0	6	8.5	1.0	0.8	0.50	0.4	0.00	1.2	4.7	3.9	5.5	2.35	2.0	0.00	5.5
Stacey Thomas	23	6	3	2	2	2	3	7.8	1.2	0.5	0.47	0.2	0.18	0.7	6.0	2.4	4.5	2.41	0.9	0.90	3.6
SHOCK	250	52	23	15	27	10	79	203.7	35.7	13.9	7.09	16.8	4.56	66.1	35.1	13.7	22.0	6.96	16.5	4.48	64.9
OPPONENTS	250	42	24	14	26	10	91	203.7	29.9	13.9	8.00	15.3	4.00	67.3	29.4	13.7	21.5	7.86	15.0	3.93	66.1

2005 DETROIT SHOCK//IN REVIEW

DETROIT SHOCK GAME-BY-GAME RESULTS

DATE	OPPONENT	W/L	RESULTS	HOME	ROAD	TOTAL	HIGH SCORING	HIGH REBOUNDS	HIGH ASSISTS	OPP. SCORING	ATT
May 21	CONNECTICUT	W	78- 67	1-0	0-0	1-0	Braxton-18	Nolan-10	Nolan-11	McWilliams-Frank-2	9,245
May 22	@New York	W	78- 71	1-0	1-0	2-0	Nolan-17	Ford-18	Walker-3	Hammon-24	12,543
May 24	SAN ANTONIO	W	74- 65	2-0	1-0	3-0	Ford-15	Ford-12	Nolan-10	Thomas/Palmer-16	5,635
Jun 3	NEW YORK	W	68- 66(OT)	3-0	1-0	4-0	Nolan-34	Ford-10	Powell-3	Robinson-13	8,314
Jun 8	SEATTLE	L	61- 76	3-1	1-0	4-1	Nolan-23	Ford-11	Nolan-4	Burse-18	5,841
Jun 10	CHARLOTTE	W	69- 55	4-1	1-0	5-1	Ford/Powell-12	Ford-10	Nolan-7	McKiver/Sam-8	8,405
Jun 12	@New York	L	69- 72	4-1	1-1	5-2	Ford-17	Ford-11	Powell/Nolan-2	Johnson-21	8,789
Jun 15	@Indiana	L	79- 84(OT)	4-1	1-2	5-3	Nolan-32	Thomas-6	Powell-7	Catchings/White-20	7,815
Jun 18	@Connecticut	L	63- 73	4-1	1-3	5-4	Jones-11	Walker-10	Farris/Powell/Nolan-2	Sales-17	7,427
Jun 24	WASHINGTON	L	55- 69	4-2	1-3	5-5	Nolan-16	Tied with-6	Powell-4	Johnson-15	8,497
Jun 26	LOS ANGELES	W	79- 73	5-2	1-3	6-5	Nolan-22	Ford-15	Powell-7	Whitmore-19	9,135
Jul 1	SACRAMENTO	L	63- 80	5-3	1-3	6-6	Pierson-22	Ford-12	Powell-6	Powell-17	10,923
Jul 5	HOUSTON	L	66- 75	5-4	1-3	6-7	Braxton-20	Braxton-8	Nolan/Jones-4	Swoopes-22	9,945
Jul 7	@Washington	W	76- 62	5-4	2-3	7-7	Ford-15	Ford-18	Cash/Ford-4	Melvin-14	10,910
Jul 13	@Minnesota	L	61- 71	5-4	2-4	7-8	Nolan-13	Nolan/Riley-6	Nolan-5	Abrosimova-22	12,891
Jul 15	@Indiana	L	57- 62	5-4	2-5	7-9	Nolan-19	Ford-9	Nolan-3	Catchings-20	8,507
Jul 17	INDIANA	L	58- 59	5-5	2-5	7-10	Ford-18	Braxton/Nolan-8	Lambert-5	Catchings-21	9,627
Jul 20	CONNECTICUT	W	66- 57	6-5	2-5	8-10	Jones/Nolan-14	Ford-12	Riley-3	Sales-17	14,932
Jul 23	@Seattle	L	71- 74	6-5	2-6	8-11	Nolan-22	Ford-16	Nolan-5	Jackson-21	8,819
Jul 24	@Sacramento	L	51- 91	6-5	2-7	8-12	Braxton-11	Ford-8	Cash-5	Powell-25	7,297
Jul 30	@Connecticut	W	75- 66	6-5	3-7	9-12	Nolan-19	Ford-13	Powell-5	Dydek-16	8,401
Jul 31	PHOENIX	W	66- 63	7-5	3-7	10-12	Braxton-16	Ford-10	Smith-3	DeForge-20	11,130
Aug 2	@Houston	L	61- 62	7-5	3-8	10-13	Nolan-23	Nolan-10	Nolan-5	Swoopes-17	5,225
Aug 6	@Charlotte	L	73- 82(2OT)	7-5	3-9	10-14	Nolan-20	Ford-14	Powell-4	Sam-26	5,696
Aug 7	NEW YORK	W	72- 67	8-5	3-9	11-14	Nolan-20	Cash-12	Nolan/Smith-4	Hammon-18	8,941
Aug 9	CHARLOTTE	W	71- 64	9-5	3-9	12-14	Smith-21	Ford-9	Cash/Powell-2	Smith-25	6,303
Aug 11	MINNESOTA	W	72- 66(OT)	10-5	3-9	13-14	Smith-13	Ford-13	Cash-3	Abrosimova-18	8,845
Aug 13	@San Antonio	W	60- 59	10-5	4-9	14-14	Riley-20	Powell-6	Nolan-6	Ferdinand-Harris-2	6,646
Aug 16	@Phoenix	L	51- 58	10-5	4-10	14-15	Smith-11	Cash/Riley-8	Nolan-4	DeForge/Stepanova-14	6,239
Aug 19	@Los Angeles	L	67- 74	10-5	4-11	14-16	Nolan-21	Riley-9	Cash/Smith-4	Leslie-24	8,324

MEDIA

THE ORGANIZATION

ARLINGTON

PLAYERS/COACHES

2016 RECAP

HISTORY

RECORDS

OPPONENTS

2017 SCHEDULE

2004 DETROIT SHOCK//IN REVIEW



2004 PLAYER STATISTICS

PLAYER	G	GS	MIN	--- FIELD GOALS ---			--- 3-POINT FG ---			-- FREE THROWS --			--- REBOUNDS ---			AST	PF	STL	TO	BLK	PTS	AVG
				FG	FGA	PCT	FG	FGA	PCT	FT	FTA	PCT	OFF	DEF	TOT							
Swin Cash	32	32	1105	180	384	.469	8	23	.348	158	219	.721	78	130	208	135	84	44	81	29	526	16.4
Deanna Nolan	34	34	1138	166	435	.382	33	114	.289	99	124	.798	29	105	134	112	75	66	90	12	464	13.6
Ruth Riley	34	34	1037	153	343	.446	1	2	.500	71	87	.816	68	131	199	50	121	31	82	53	378	11.1
Cheryl Ford	31	31	912	118	287	.411	0	0	---	93	158	.589	104	193	297	34	118	41	54	25	329	10.6
Merlalkia Jones	33	2	517	76	205	.371	4	15	.267	24	32	.750	23	46	69	21	41	19	26	2	180	5.5
Barbara Farris	26	0	422	41	80	.513	0	0	---	36	54	.667	28	33	61	7	46	8	26	2	118	4.5
Elaine Powell	30	26	760	52	138	.377	0	0	---	29	50	.580	31	53	84	134	67	36	61	8	133	4.4
Chandi Jones	31	8	397	37	103	.359	8	32	.250	25	31	.806	8	26	34	45	41	18	40	5	107	3.5
Iciss Tillis	31	1	287	35	74	.473	6	18	.333	7	12	.583	13	26	39	13	23	9	23	8	83	2.7
Isabel Sanchez	10	0	62	6	14	.429	2	5	.400	8	11	.727	3	2	5	3	6	2	11	0	22	2.2
Ayana Walker	18	1	148	8	28	.286	0	0	---	2	6	.333	10	16	26	6	13	1	5	4	18	1.0
Jae Kingi-Cross	5	0	15	0	0	---	0	0	---	3	4	.750	0	1	1	1	1	0	2	0	3	0.6
Stacy Stephens	7	1	36	2	6	.333	0	0	---	0	2	.000	2	7	9	3	7	0	2	0	4	0.6
Amisha Carter	2	0	13	0	0	---	0	0	---	1	2	.500	0	4	4	0	5	2	3	0	1	0.5
Stacey Thomas	1	0	1	0	0	---	0	0	---	0	0	---	0	0	0	0	0	0	0	0	0	0.0
SHOCK	34	-	6850	874	2097	.417	62	209	.297	556	792	.702	397	773	1170	564	648	277	513	148	2366	69.6
OPPONENTS	34	-	6850	860	2098	.410	191	533	.358	470	609	.772	325	730	1055	515	728	289	496	131	2381	70.0

2004 PLAYER STATISTICS

PLAYER	----- SINGLE-GAME HIGHS -----							----- AVERAGE PER GAME -----							----- AVERAGE PER 40 MINUTES -----						
	MIN	REB	AST	ST	TO	BL	PTS	MIN	REB	AST	STL	TO	BLK	PTS	REB	AST	PF	STL	TO	BLK	PTS
Swin Cash	45	14	9	6	9	4	29	34.5	6.5	4.2	1.38	2.5	0.91	16.4	7.5	4.9	3.0	1.59	2.9	1.05	19.0
Deanna Nolan	45	10	9	6	6	2	29	33.5	3.9	3.3	1.94	2.6	0.35	13.6	4.7	3.9	2.6	2.32	3.2	0.42	16.3
Ruth Riley	41	13	5	3	5	5	26	30.5	5.9	1.5	0.91	2.4	1.56	11.1	7.7	1.9	4.7	1.20	3.2	2.04	14.6
Cheryl Ford	37	22	4	4	7	3	21	29.4	9.6	1.1	1.32	1.7	0.81	10.6	13.0	1.5	5.2	1.80	2.4	1.10	14.4
Merlalkia Jones	36	8	4	2	3	1	16	15.7	2.1	0.6	0.58	0.8	0.06	5.5	5.3	1.6	3.2	1.47	2.0	0.15	13.9
Barbara Farris	23	6	2	1	4	1	15	16.2	2.3	0.3	0.31	1.0	0.08	4.5	5.8	0.7	4.4	0.76	2.5	0.19	11.2
Elaine Powell	36	8	10	5	7	2	10	25.3	2.8	4.5	1.20	2.0	0.27	4.4	4.4	7.1	3.5	1.89	3.2	0.42	7.0
Chandi Jones	36	3	6	3	3	2	14	12.8	1.1	1.5	0.58	1.3	0.16	3.5	3.4	4.5	4.1	1.81	4.0	0.50	10.8
Iciss Tillis	22	7	5	1	3	1	8	9.3	1.3	0.4	0.29	0.7	0.26	2.7	5.4	1.8	3.2	1.25	3.2	1.11	11.6
Isabel Sanchez	14	2	2	1	3	0	7	6.2	0.5	0.3	0.20	1.1	0.00	2.2	3.2	1.9	3.9	1.29	7.1	0.00	14.2
Ayana Walker	30	8	1	1	1	1	4	8.2	1.4	0.3	0.06	0.3	0.22	1.0	7.0	1.6	3.5	0.27	1.4	1.08	4.9
Jae Kingi-Cross	6	1	1	0	1	0	2	3.0	0.2	0.2	0.00	0.4	0.00	0.6	2.7	2.7	2.7	0.00	5.3	0.00	8.0
Stacey Stephens	11	3	1	0	1	0	2	5.1	1.3	0.4	0.00	0.3	0.00	0.6	10.0	3.3	7.8	0.00	2.2	0.00	4.4
Amisha Carter	11	4	0	2	3	0	1	6.5	2.0	0.0	1.00	1.5	0.00	0.5	12.3	0.0	15.4	6.15	9.2	0.00	3.1
Stacey Thomas	1	0	0	0	0	0	0	1.0	0.0	0.0	0.00	0.0	0.00	0.0	0.0	0.0	0.0	0.00	0.0	0.00	0.0
SHOCK	225	46	28	15	26	9	88	201.5	34.4	16.6	8.15	15.1	4.35	69.6	34.2	16.5	18.9	8.09	15.0	4.32	69.1
OPPONENTS	225	43	27	19	25	12	97	201.5	31.0	15.1	8.50	14.6	3.85	70.0	30.8	15.0	21.3	8.44	14.5	3.82	69.5

2004 DETROIT SHOCK//IN REVIEW

DETROIT SHOCK GAME-BY-GAME RESULTS

DATE	OPPONENT	W/L	RESULTS	HOME	ROAD	TOTAL	HIGH SCORING	HIGH REBOUNDS	HIGH ASSISTS	OPP. SCORING	ATT
May 22	@San Antonio	W	73- 60	0-0	1-0	1-0	Ford-21	Ford-22	Nolan-9	Johnson-16	10,506
May 26	@New York	L	52- 64	0-0	1-1	1-1	Ford-12	Ford-14	Powell-4	Robinson/Phillips-13	8,710
May 29	LOS ANGELES	L	60- 63	0-1	1-1	1-2	Cash-17	Ford-12	Nolan-6	Teasley-15	12,841
Jun 2	WASHINGTON	L	63- 65	0-2	1-1	1-3	Nolan-14	Ford-11	Powell-6	Beard/Holdsclaw-16	9,687
Jun 6	@Connecticut	W	74- 73	0-2	2-1	2-3	Cash-20	Ford-12	Nolan-5	McWilliams-Frank-1	7,028
Jun 9	@Indiana	W	83- 79	0-2	3-1	3-3	Nolan-29	Cash/Ford/Nolan-6	Cash-9	Miller-20	6,665
Jun 11	@Washington	W	74- 60	0-2	4-1	4-3	Nolan-19	Ford-10	Cash/C.Jones-5 Powell-5	Holdsclaw-20	13,423
Jun 12	INDIANA	W	72- 68	1-2	4-1	5-3	Riley-26	Riley-8	Powell-7	Williams-19	8,772
Jun 19	@Sacramento	W	84- 74	1-2	5-1	6-3	Cash-29	Riley-6	Powell-8	Smith-21	8,065
Jun 22	WASHINGTON	L	72- 78	1-3	5-1	6-4	Cash-23	Riley-9	Cash-5	Holdsclaw-27	7,323
Jun 23	@Charlotte	W	65- 60	1-3	6-1	7-4	Nolan-17	Cash-9	Powell-6	Stinson-16	3,488
Jun 25	@Connecticut	L	67- 71(OT)	1-3	6-2	7-5	Cash-22	Cash/Riley-8	Nolan-6	Sales-22	6,702
Jun 27	CONNECTICUT	L	72- 74	1-4	6-2	7-6	Cash-20	Ford-10	Powell-10	Sales-19	8,381
Jun 29	INDIANA	L	68- 69	1-5	6-2	7-7	Cash-17	Riley-7	Cash/C.Jones-3 Nolan-3	Catchings-19	6,542
Jul 3	@Minnesota	L	70- 78	1-5	6-3	7-8	M. Jones-16	Ford-10	Nolan-6	Smith-27	4,786
Jul 6	HOUSTON	W	82- 63	2-5	6-3	8-8	Cash-19	Cash-11	Cash-8	Snow-13	7,915
Jul 10	SEATTLE	W	70- 65	3-5	6-3	9-8	Nolan-21	Cash-9	Cash-6	Bird-21	10,741
Jul 12	SACRAMENTO	L	51- 67	3-6	6-3	9-9	Nolan/Riley-11	Nolan-10	Nolan-4	Bolton-11	8,852
Jul 15	@Houston	L	61- 97	3-6	6-4	9-10	Nolan-16	Ford-8	Cash-4	Thompson-33	9,409
Jul 16	@Indiana	L	73- 85	3-6	6-5	9-11	Nolan-20	Cash-8	C. Jones-6	Jackson/Catchings-19	7,848
Jul 18	SAN ANTONIO	W	77- 71	4-6	6-5	10-11	Riley-21	Ford-14	Powell-9	Johnson-25	7,232
Jul 21	CONNECTICUT	L	68- 78	4-7	6-5	10-12	Nolan-20	Ford-12	Cash-5	McWilliams-Frank-1	13,891
Jul 23	CHARLOTTE	W	63- 53	5-7	6-5	11-12	Cash/Riley-16	Cash-14	Cash-6	Staley-12	8,417
Jul 24	@New York	L	69- 78	5-7	6-6	11-13	Cash-21	Riley-13	Cash-4	Baranova-21	5,945
Jul 28	@Washington	W	73- 65	5-7	7-6	12-13	Cash-20	Riley-13	Cash/Powell-5	Beard-20	11,463
Jul 30	NEW YORK	W	88- 79	6-7	7-6	13-13	Ford-19	Ford/Riley-9	Cash/Powell-7	Baranova/Hammon-12 Hammon-12	9,453
Aug 1	MINNESOTA	L	58- 59	6-8	7-6	13-14	Cash-16	Ford-13	Powell-6	Abrosimova-12	10,568
Sep 1	PHOENIX	L	58- 63	6-9	7-6	13-15	Nolan-20	Cash-8	Powell-7	DeForge/Pierson-16	8,733
Sep 4	@Charlotte	W	66- 58	6-9	8-6	14-15	Cash-17	Ford-14	Cash-9	Smith-Taylor/Staley-16	7,836
Sep 8	@Seattle	L	67- 86	6-9	8-7	14-16	Ford-16	Ford-10	Cash/Nolan-3	Bird-23	6,862
Sep 9	@Los Angeles	L	63- 81	6-9	8-8	14-17	Cash-19	Ford-11	Cash/Ford-4	Leslie-29	9,368
Sep 11	@Phoenix	W	80- 72	6-9	9-8	15-17	Nolan-16	Ford-8	M. Jones/C.Jones-2 Powell-2	P. Taylor-23	8,116
Sep 14	NEW YORK	W	82- 71(OT)	7-9	9-8	16-17	Ford-20	Ford-13	Powell-7	Hammon/Robinson-14	7,077
Sep 19	CHARLOTTE	W	68- 54	8-9	9-8	17-17	Ford/Farris-15	Ford-8	Powell-7	Feaster-12	14,435

2003 DETROIT SHOCK//IN REVIEW



2003 PLAYER STATISTICS

PLAYER	G	GS	MIN	--- FIELD GOALS ---			--- 3-POINT FG ---			-- FREE THROWS --			--- REBOUNDS ---					PTS	AVG			
				FG	FGA	PCT	FG	FGA	PCT	FT	FTA	PCT	OFF	DEF	TOT	AST	PF			STL	TO	BLK
Swin Cash	33	33	1097	195	430	.453	12	40	.300	146	214	.682	65	128	193	119	76	43	108	23	548	16.6
Deanna Nolan	32	32	954	136	312	.436	48	114	.421	76	96	.792	12	95	107	83	65	41	69	14	396	12.4
Cheryl Ford	32	32	956	128	270	.474	0	0	---	88	129	.682	99	235	334	27	109	32	79	31	344	10.8
Ruth Riley	34	34	995	115	231	.498	0	0	---	97	127	.764	59	142	201	64	128	25	82	58	327	9.6
Kedra Holland-Corn	34	2	694	107	232	.461	50	124	.403	48	63	.762	12	45	57	63	26	36	59	3	312	9.2
Elaine Powell	33	33	938	105	233	.451	7	20	.350	79	106	.745	43	63	106	129	65	45	79	9	296	9.0
Barbara Farris	34	0	522	43	99	.434	0	0	---	41	63	.651	29	53	82	23	62	10	41	4	127	3.7
Sheila Lambert	27	1	187	24	66	.364	7	16	.438	32	41	.780	10	18	28	14	15	5	29	0	87	3.2
Stacey Thomas	11	0	82	5	16	.313	1	5	.200	4	11	.364	5	11	16	5	10	9	6	1	15	1.4
Astou Ndiaye-Diatta	11	2	70	10	21	.476	0	0	---	0	2	.000	5	9	14	1	3	3	9	1	20	1.8
Ayana Walker	34	1	271	24	70	.343	0	0	---	8	21	.381	34	37	71	10	33	10	19	11	56	1.6
Tamara Moore	15	0	66	8	16	.500	0	4	.000	5	6	.833	3	6	9	4	5	4	6	2	21	1.4
Petra Ujhelyi	14	0	68	2	8	.250	0	0	---	0	3	.000	3	9	12	3	8	0	10	1	4	0.3
SHOCK	34	-	6900	902	2004	.450	125	323	.387	624	882	.707	379	851	1230	545	605	263	608	158	2553	75.1
OPPONENTS	34	-	6900	911	2286	.399	161	541	.298	412	556	.741	390	674	1064	504	774	309	497	129	2395	70.4

2003 PLAYER STATISTICS

PLAYER	----- SINGLE-GAME HIGHS -----							----- AVERAGE PER GAME -----							----- AVERAGE PER 40 MINUTES -----						
	MIN	REB	AST	ST	TO	BL	PTS	MIN	REB	AST	STL	TO	BLK	PTS	REB	AST	PF	STL	TO	BLK	PTS
Swin Cash	39	10	6	5	8	2	26	33.2	5.8	3.6	1.30	3.3	0.70	16.6	7.0	4.3	2.8	1.57	3.9	0.84	20.0
Deanna Nolan	39	9	6	5	5	3	27	29.8	3.3	2.6	1.28	2.2	0.44	12.4	4.5	3.5	2.7	1.72	2.9	0.59	16.6
Cheryl Ford	39	21	5	3	8	4	20	29.9	10.4	0.8	1.00	2.5	0.97	10.8	14.0	1.1	4.6	1.34	3.3	1.30	14.4
Ruth Riley	42	11	5	2	5	4	19	29.3	5.9	1.9	0.74	2.4	1.71	9.6	8.1	2.6	5.1	1.01	3.3	2.33	13.1
Kedra Holland-Corn	33	6	6	4	5	2	23	20.4	1.7	1.9	1.06	1.7	0.09	9.2	3.3	3.6	1.5	2.07	3.4	0.17	18.0
Elaine Powell	40	6	8	5	5	3	16	28.4	3.2	3.9	1.36	2.4	0.27	9.0	4.5	5.5	2.8	1.92	3.4	0.38	12.6
Barbara Farris	31	6	3	2	4	1	14	15.4	2.4	0.7	0.29	1.2	0.12	3.7	6.3	1.8	4.8	0.77	3.1	0.31	9.7
Sheila Lambert	23	5	3	1	4	0	14	6.9	1.0	0.5	0.19	1.1	0.00	3.2	6.0	3.0	3.2	1.07	6.2	0.00	18.6
Stacey Thomas	34	6	3	4	3	1	6	7.5	1.5	0.5	0.82	0.5	0.09	1.4	7.8	2.4	4.9	4.39	2.9	0.49	7.3
Astou Ndiaye-Diatta	29	10	1	2	3	1	10	6.4	1.3	0.1	0.27	0.8	0.09	1.8	8.0	0.6	1.7	1.71	5.1	0.57	11.4
Ayana Walker	36	11	2	4	2	5	14	8.0	2.1	0.3	0.29	0.6	0.32	1.6	10.5	1.5	4.9	1.48	2.8	1.62	8.3
Tamara Moore	12	2	1	2	2	1	5	4.4	0.6	0.3	0.27	0.4	0.13	1.4	5.5	2.4	3.0	2.42	3.6	1.21	12.7
Petra Ujhelyi	17	5	2	0	4	1	2	4.9	0.9	0.2	0.00	0.7	0.07	0.3	7.1	1.8	4.7	0.00	5.9	0.59	2.4
SHOCK	225	48	25	14	26	11	103	202.9	36.2	16.0	7.74	17.9	4.65	75.1	35.7	15.8	17.5	7.62	17.6	4.58	74.0
OPPONENTS	225	45	29	20	25	8	92	202.9	31.3	14.8	9.09	14.6	3.79	70.4	30.8	14.6	22.4	8.96	14.4	3.74	69.4

2003 DETROIT SHOCK//IN REVIEW

DETROIT SHOCK GAME-BY-GAME RESULTS

DATE	OPPONENT	W/L	RESULTS	HOME	ROAD	TOTAL	HIGH SCORING	HIGH REBOUNDS	HIGH ASSISTS	OPP. SCORING	ATT
May 31	CHARLOTTE	L	67- 70	0-1	0-0	0-1	Cash/Powell-16	Cash-10	Powell-5	McKiver-15	8,435
Jun 5	CONNECTICUT	W	103- 89	1-1	0-0	1-1	Cash-23	Ford-12	Powell-6	S. Johnson-24	12,414
Jun 7	@San Antonio	W	74- 55	1-1	1-0	2-1	Holland-Corn-13	Ford-12	Riley-5	Ferdinand-Harris-1	8,584
Jun 14	@Washington	W	93- 56	1-1	2-0	3-1	Cash-19	Ford-9	Cash-6	Jones-14	16,589
Jun 17	LOS ANGELES	W	87- 78(OT)	2-1	2-0	4-1	Cash-20	Ford-15	Powell-6	Dixon-22	5,411
Jun 20	NEW YORK	W	88- 83	3-1	2-0	5-1	Nolan/Riley-18	Cash/Ford-8	Cash-6	Robinson-22	8,014
Jun 22	@Connecticut	W	82- 73(OT)	3-1	3-0	6-1	Cash-22	Ford-21	Powell-5	McWilliams-Frank-2	5,311
Jun 24	INDIANA	W	68- 60	4-1	3-0	7-1	Cash/Nolan-21	Ford-7	Cash-6	Catchings-17	3,532
Jun 27	@New York	W	75- 69	4-1	4-0	8-1	Nolan-20	Riley-8	Nolan/Powell/Riley-4	Baranova-20	11,110
Jun 28	PHOENIX	L	65- 68	4-2	4-0	8-2	Nolan-14	Ford-10	Riley-5	Williams-Strong-20	6,928
Jul 1	SAN ANTONIO	W	99- 88	5-2	4-0	9-2	Cash-26	Ford-15	Holland-Corn-3	Ferdinand-Harris-2	4,232
Jul 3	CHARLOTTE	L	79- 92	5-3	4-0	9-3	Ford-19	Ford-12	Powell/Riley-3	Enis-29	6,511
Jul 6	@Indiana	L	54- 85	5-3	4-1	9-4	Lambert-14	Ford-10	Powell-4	Catchings-17	6,765
Jul 8	CONNECTICUT	W	66- 50	6-3	4-1	10-4	Cash-13	Cash/Nolan/Walker-7	CashNolan-3	Sales-15	7,812
Jul 10	@Charlotte	L	58- 65	6-3	4-2	10-5	Ford-20	Ford-14	Powell-7	Sutton-Brown-17	5,620
Jul 16	@Indiana	W	70- 68	6-3	5-2	11-5	Nolan-27	Ford-10	Powell-8	Catchings-22	7,232
Jul 18	SEATTLE	W	74- 61	7-3	5-2	12-5	Powell-16	Ford-11	Cash-4	Jackson-23	6,923
Jul 19	@Cleveland	W	58- 57	7-3	6-2	13-5	Cash-14	Ford-15	Cash/Nolan/Powell-3	Jones/Melvin-12 Taylor-12	7,209
Jul 22	CLEVELAND	W	74- 71	8-3	6-2	14-5	Cash/Ford/Riley-14	Ford-14	Cash-6	Thomas-17	11,105
Jul 24	@Charlotte	L	61- 67	8-3	6-3	14-6	Riley-16	Riley-7	Nolan-4	Feaster-18	9,589
Jul 27	WASHINGTON	W	81- 71	9-3	6-3	15-6	Cash-25	Ford-14	Cash-5	Holdsclaw-27	6,964
Jul 29	@Cleveland	W	77- 65	9-3	7-3	16-6	Cash-24	Farris-6	Nolan/Riley/Powell-6	Taylor-17	5,009
Aug 1	@New York	W	62- 60	9-3	8-3	17-6	Cash-18	Ford-12	Holland-Corn-6	Phillips/Johnson-15	2,287
Aug 2	INDIANA	W	72- 58	10-3	8-3	18-6	Cash-15	Ford-8	Nolan/Powell-4	Catchings-20	10,335
Aug 5	@Connecticut	W	78- 61	10-3	9-3	19-6	Cash-20	Ford-12	Holland-Corn/Nolan-4	Douglas-14	6,151
Aug 6	@Washington	L	81- 92	10-3	9-4	19-7	Holland-Corn-23	Cash-9	Powell-8	Holdsclaw-26	11,341
Aug 8	HOUSTON	L	56- 66	10-4	9-4	19-8	Cash-11	Riley-6	Cash-4	Snow-19	10,531
Aug 10	NEW YORK	W	90- 87(OT)	11-4	9-4	20-8	Nolan-26	Riley-9	Cash/Powell-5	Johnson-23	8,514
Aug 13	@Phoenix	W	78- 76	11-4	10-4	21-8	Nolan-20	Ford-15	Tied with-3	DeForge-21	7,132
Aug 15	@Sacramento	L	63- 75	11-4	10-5	21-9	Cash-19	Riley-11	Nolan-4	Smith-20	8,766
Aug 17	@Seattle	W	95- 86	11-4	11-5	22-9	Nolan-18	Riley-11	Cash-6	Jackson-23	7,590
Aug 21	CLEVELAND	W	71- 56	12-4	11-5	23-9	Cash-20	Ford-11	Powell-6	Melvin-14	9,132
Aug 23	@Minnesota	W	86- 77(OT)	12-4	12-5	24-9	Holland-Corn-19	Ford-13	Powell-8	Smith-19	12,747
Aug 25	WASHINGTON	W	68- 60	13-4	12-5	25-9	Walker-14	Walker-11	Holland-Corn-5	Miller-15	6,854

2002 DETROIT SHOCK//IN REVIEW



2002 PLAYER STATISTICS

PLAYER				--- FIELD GOALS ---			--- 3-POINT FG ---			-- FREE THROWS --			--- REBOUNDS ---						PTS	AVG		
	G	GS	MIN	FG	FGA	PCT	FG	FGA	PCT	FT	FTA	PCT	OFF	DEF	TOT	AST	PF	STL			TO	BLK
Swin Cash	32	32	1079	144	353	.408	13	63	.206	173	227	.762	77	145	222	86	85	37	100	31	474	14.8
Wendy Palmer	16	16	464	65	153	.425	19	60	.317	35	53	.660	27	69	96	20	44	13	34	2	184	11.5
Deanna Nolan	32	32	804	103	248	.415	42	114	.368	29	36	.806	17	70	87	62	74	27	61	12	277	8.7
Astou Ndiaye-Diatta	32	32	776	126	270	.467	0	2	.000	23	39	.590	44	118	162	39	65	17	58	12	275	8.6
Elaine Powell	15	13	397	54	121	.446	6	22	.273	34	40	.850	26	37	63	60	19	23	41	8	148	9.9
Dominique Canty	28	12	625	52	154	.338	1	5	.200	55	76	.724	24	45	69	83	59	21	56	4	160	5.7
Ayana Walker	32	0	548	63	167	.377	2	9	.222	34	49	.694	56	62	118	17	56	12	29	34	162	5.1
Barbara Farris	32	16	564	49	117	.419	0	1	.000	45	61	.738	29	65	94	16	62	12	38	9	143	4.5
Edwina Brown	28	7	549	43	131	.328	6	12	.500	23	32	.719	29	53	82	58	73	25	60	7	115	4.1
Kelly Santos	12	0	169	16	42	.381	0	0	---	12	20	.600	12	20	32	7	20	3	14	9	44	3.7
Lenae Williams	27	0	177	30	101	.297	13	54	.241	0	5	.000	7	12	19	4	15	4	14	0	73	2.7
Stacy Clinesmith	12	0	105	8	21	.381	6	15	.400	5	6	.833	1	4	5	17	6	1	6	1	27	2.3
Jill Chapman-Daily	19	0	119	10	27	.370	0	1	.000	2	3	.667	11	15	26	0	20	3	8	2	22	1.2
Begona Garcia	8	0	64	2	11	.182	2	6	.333	2	4	.500	0	4	4	9	8	3	11	0	8	1.0
Oksana Zakaluzhnaya	3	0	10	1	3	.333	0	0	---	0	0	---	0	0	0	0	3	0	0	1	2	0.7
SHOCK	32	-	6450	766	1919	.399	110	364	.302	472	651	.725	360	719	1079	478	609	201	541	132	2114	66.1
OPPONENTS	32	-	6450	828	1984	.417	146	447	.327	464	605	.767	314	669	983	465	637	277	443	139	2266	70.8

2002 PLAYER STATISTICS

PLAYER	----- SINGLE-GAME HIGHS -----							----- AVERAGE PER GAME -----							----- AVERAGE PER 40 MINUTES -----						
	MIN	REB	AST	ST	TO	BL	PTS	MIN	REB	AST	STL	TO	BLK	PTS	REB	AST	PF	STL	TO	BLK	PTS
Swin Cash	43	15	5	3	7	4	25	33.7	6.9	2.7	1.16	3.1	0.97	14.8	8.2	3.2	3.2	1.37	3.7	1.15	17.6
Wendy Palmer	34	15	4	4	4	1	20	29.0	6.0	1.3	0.81	2.1	0.13	11.5	8.3	1.7	3.8	1.12	2.9	0.17	15.9
Deanna Nolan	36	6	5	4	6	2	18	25.1	2.7	1.9	0.84	1.9	0.38	8.7	4.3	3.1	3.7	1.34	3.0	0.60	13.8
Astou Ndiaye-Diatta	32	12	4	2	5	2	15	24.3	5.1	1.2	0.53	1.8	0.38	8.6	8.4	2.0	3.4	0.88	3.0	0.62	14.2
Elaine Powell	36	8	8	4	5	2	18	26.5	4.2	4.0	1.53	2.7	0.53	9.9	6.3	6.0	1.9	2.32	4.1	0.81	14.9
Dominique Canty	38	7	8	3	6	2	17	22.3	2.5	3.0	0.75	2.0	0.14	5.7	4.4	5.3	3.8	1.34	3.6	0.26	10.2
Ayana Walker	28	10	2	4	4	4	16	17.1	3.7	0.5	0.38	0.9	1.06	5.1	8.6	1.2	4.1	0.88	2.1	2.48	11.8
Barbara Farris	33	6	2	2	5	2	14	17.6	2.9	0.5	0.38	1.2	0.28	4.5	6.7	1.1	4.4	0.85	2.7	0.64	10.1
Edwina Brown	33	6	6	3	6	2	12	19.6	2.9	2.1	0.89	2.1	0.25	4.1	6.0	4.2	5.3	1.82	4.4	0.51	8.4
Kelly Santos	25	7	2	1	6	3	9	14.1	2.7	0.6	0.25	1.2	0.75	3.7	7.6	1.7	4.7	0.71	3.3	2.13	10.4
Lenae Williams	14	3	1	1	3	0	8	6.6	0.7	0.1	0.15	0.5	0.00	2.7	4.3	0.9	3.4	0.90	3.2	0.00	16.5
Stacy Clinesmith	18	2	4	1	2	1	8	8.8	0.4	1.4	0.08	0.5	0.08	2.3	1.9	6.5	2.3	0.38	2.3	0.38	10.3
Jill Chapman-Daily	12	4	0	1	2	1	4	6.3	1.4	0.0	0.16	0.4	0.11	1.2	8.7	0.0	6.7	1.01	2.7	0.67	7.4
Begona Garcia	19	2	3	2	4	0	6	8.0	0.5	1.1	0.38	1.4	0.00	1.0	2.5	5.6	5.0	1.88	6.9	0.00	5.0
Oksana Zakaluzhnaya	7	0	0	0	0	1	2	3.3	0.0	0.0	0.00	0.0	0.33	0.7	0.0	0.0	12.0	0.00	0.0	4.00	8.0
SHOCK	225	45	22	16	27	9	91	201.6	33.7	14.9	6.28	16.9	4.13	66.1	33.5	14.8	18.9	6.23	16.8	4.09	65.6
OPPONENTS	225	43	27	13	23	9	94	201.6	30.7	14.5	8.66	13.8	4.34	70.8	30.5	14.4	19.8	8.59	13.7	4.31	70.3

2002 DETROIT SHOCK//IN REVIEW

DETROIT SHOCK GAME-BY-GAME RESULTS

DATE	OPPONENT	W/L	RESULTS	HOME	ROAD	TOTAL	HIGH SCORING	HIGH REBOUNDS	HIGH ASSISTS	OPP. SCORING	ATT
May 30	@Orlando	L	66- 80	0-0	0-1	0-1	Cash-16	Ndiaye-Diatta-7	Nolan-5	S.Johnson/Sales-22	13,111
Jun 1	@Indiana	L	62- 79	0-0	0-2	0-2	Nolan-15	Brown-6	Cash/Brown-5	Catchings-23	13,014
Jun 2	INDIANA	L	65- 78	0-1	0-2	0-3	Palmer-16	Palmer-5	Brown-6	Catchings-27	5,681
Jun 5	@New York	L	59- 60	0-1	0-3	0-4	Cash-15	Cash/Palmer-8	Brown-6	Johnson-21	13,181
Jun 6	@Cleveland	L	55- 72	0-1	0-4	0-5	Palmer-15	Brown-5	Canty-6	Melvin-19	5,957
Jun 9	NEW YORK	L	63- 70	0-2	0-4	0-6	Cash-14	Palmer-15	Brown-5	Robinson-19	3,315
Jun 11	@Los Angeles	L	80- 90	0-2	0-5	0-7	Nolan-18 Milton-Jones-18	Cash-8	Canty-3	Leslie-18	7,487
Jun 13	@Phoenix	L	67- 70	0-2	0-6	0-8	Palmer-20	Cash-7 Ndiaye-Diatta-7	Canty-5	Gillom-15	7,358
Jun 15	@Portland	L	60- 67	0-2	0-7	0-9	Palmer-14	Cash-12	Brown-5	Burras-14	6,995
Jun 18	@Washington	L	67- 75	0-2	0-8	0-10	Nolan/Palmer-16	Palmer-9	Canty-5	Holdslaw-24	13,130
Jun 21	ORLANDO	L	59- 80	0-3	0-8	0-11	Cash-20	Walker/Palmer-9	Canty-2 Ndiaye-Diatta-2	Sales-24	5,862
Jun 26	CHARLOTTE	L	73- 80	0-4	0-8	0-12	Canty-17	Ndiaye-Diatta-7	Canty-6	Stinson-22	4,012
Jun 28	MIAMI	L	74- 78(OT)	0-5	0-8	0-13	Cash-17	Palmer-9	Canty-8	Sam-27	3,623
Jun 30	SACRAMENTO	W	71- 60	1-5	0-8	1-13	Cash-19	Cash-11	Canty-6	Smith-13	5,962
Jul 1	@Minnesota	L	80- 85(OT)	1-5	0-9	1-14	Cash-16	Cash-8	Cash-5	Smith-28	5,482
Jul 6	@Houston	L	40- 61	1-5	0-10	1-15	Ndiaye-Diatta-12	Cash-6 Ndiaye-Diatta-6	Nolan-3	Thompson-19	2,423
Jul 8	@Utah	L	76- 94	1-5	0-11	1-16	Cash-25	Cash-6	Nolan-5	Goodson-21	6,952
Jul 10	NEW YORK	W	66- 63	2-5	0-11	2-16	Cash-16	Cash-10	Canty-4	Robinson-17	10,893
Jul 12	MINNESOTA	W	72- 69	3-5	0-11	3-16	Cash-18	Cash-6	Powell-5	Smith-27	8,437
Jul 18	@Washington	L	59- 63	3-5	0-12	3-17	Cash-16	Cash-15	Brown-5	Bullett-22	19,766
Jul 20	MIAMI	W	69- 48	4-5	0-12	4-17	Cash-11	Ndiaye-Diatta-6	Nolan/Powell-5	Neves-9	5,984
Jul 23	UTAH	L	75- 86	4-6	0-12	4-18	Cash-21	Cash-11	Powell-5	Ferdinand-Harris-2	3,753
Jul 25	WASHINGTON	W	64- 58	5-6	0-12	5-18	Cash-17	Ndiaye-Diatta-12	Powell-6	Bullett-15	5,122
Jul 27	@Charlotte	W	74- 66	5-6	1-12	6-18	Cash-20	Cash-10	Powell-8	Stinson-17	7,425
Jul 28	SEATTLE	L	59- 72	5-7	1-12	6-19	Cash-15	Ndiaye-Diatta-7 Powell-7	Powell-4	Bird-18	6,308
Aug 1	CLEVELAND	L	66- 68	5-8	1-12	6-20	Cash-19	Cash-10	Powell-5	Melvin-20	5,156
Aug 3	@Cleveland	W	68- 57	5-8	2-12	7-20	Cash-24	Cash-14	Powell-6	Melvin-15	10,141
Aug 4	PHOENIX	W	91- 75	6-8	2-12	8-20	Cash-14	Cash-9	Canty-7	Gillom-20	6,977
Aug 6	CHARLOTTE	L	65- 76	6-9	2-12	8-21	Powell-15	Santos-7	Cash-5	Sutton-Brown-19	5,562
Aug 9	INDIANA	W	55- 54	7-9	2-12	9-21	Brown/Cash-10	Powell-5	Powell-4	Catchings-21	7,524
Aug 11	@Orlando	L	58- 71	7-9	2-13	9-22	Powell-15	Powell-8	Powell-4	Sales-19	7,286
Aug 13	@Miami	L	56- 61	7-9	2-14	9-23	Cash-13	Cash-8	Cash-4	Lennox-20	9,153

MEDIA

THE ORGANIZATION

ARLINGTON

PLAYERS/COACHES

2016 RECAP

HISTORY

RECORDS

OPPONENTS

2017 SCHEDULE

2001 DETROIT SHOCK//IN REVIEW



2001 PLAYER STATISTICS

PLAYER	G	GS	MIN	--- FIELD GOALS ---			--- 3-POINT FG ---			-- FREE THROWS --			--- REBOUNDS ---							PTS	AVG	
				FG	FGA	PCT	FG	FGA	PCT	FT	FTA	PCT	OFF	DEF	TOT	AST	PF	STL	TO			BLK
Astou Ndiaye-Diatta	32	31	913	156	341	.457	5	15	.333	59	76	.776	60	111	171	49	82	22	73	28	376	11.8
Wendy Palmer	22	22	651	91	215	.423	11	33	.333	40	59	.678	38	116	154	23	64	23	48	4	233	10.6
Elena Tornikidou	32	32	777	111	249	.446	22	49	.449	63	71	.887	28	49	77	56	59	19	59	14	307	9.6
Edwina Brown	32	14	800	85	232	.366	20	53	.377	47	60	.783	31	70	101	87	83	33	68	7	237	7.4
Deanna Nolan	27	0	545	64	194	.330	21	73	.288	43	53	.811	16	37	53	30	43	17	35	6	192	7.1
Dominique Canty	32	18	625	70	193	.363	1	5	.200	56	74	.757	45	38	83	70	69	31	55	1	197	6.2
Jae Kingi-Cross	29	17	625	55	142	.387	33	88	.375	26	36	.722	20	43	63	74	42	31	53	8	169	5.8
Claudia Neves	22	15	407	34	94	.362	19	52	.365	8	8	1.000	3	26	29	34	21	21	28	0	95	4.3
Barbara Farris	31	10	559	46	98	.469	0	0	---	37	58	.638	41	68	109	16	68	7	30	5	129	4.2
Kelly Santos	14	0	153	20	42	.476	0	1	.000	12	18	.667	11	16	27	5	23	3	12	3	52	3.7
Carla Boyd	21	0	230	23	67	.343	11	36	.306	18	20	.900	10	16	26	14	32	11	16	2	75	3.6
Rachael Sporn	23	1	265	19	47	.404	0	0	---	3	9	.333	21	31	52	11	16	7	13	4	41	1.8
SHOCK	32	-	6550	774	1914	.404	143	405	.353	412	542	.760	324	621	945	469	602	225	498	82	2103	65.7
OPPONENTS	32	-	6550	848	1837	.462	127	340	.374	446	583	.765	279	702	981	438	591	262	483	109	2269	70.9

2001 PLAYER STATISTICS

PLAYER	----- SINGLE-GAME HIGHS -----							----- AVERAGE PER GAME -----							----- AVERAGE PER 40 MINUTES -----						
	MIN	REB	AST	ST	TO	BL	PTS	MIN	REB	AST	STL	TO	BLK	PTS	REB	AST	PF	STL	TO	BLK	PTS
Ashtou Ndiaye-Diatta	39	12	5	3	5	4	27	28.5	5.3	1.5	0.69	2.3	0.88	11.8	7.5	2.1	3.6	0.96	3.2	1.23	16.5
Wendy Palmer	41	13	3	3	5	1	17	29.6	7.0	1.0	1.05	2.2	0.18	10.6	9.5	1.4	3.9	1.41	2.9	0.25	14.3
Elena Tornikidou	36	8	6	2	6	2	22	24.3	2.4	1.8	0.59	1.8	0.44	9.6	4.0	2.9	3.0	0.98	3.0	0.72	15.8
Edwina Brown	40	9	7	5	5	1	19	25.0	3.2	2.7	1.03	2.1	0.22	7.4	5.1	4.3	4.2	1.65	3.4	0.35	11.9
Deanna Nolan	31	6	4	3	4	2	15	20.2	2.0	1.1	0.63	1.3	0.22	7.1	3.9	2.2	3.2	1.25	2.6	0.44	14.1
Dominique Canty	36	11	7	4	5	1	20	19.5	2.6	2.2	0.97	1.7	0.03	6.2	5.3	4.5	4.4	1.98	3.5	0.06	12.6
Jae Kingi-Cross	40	8	6	4	6	2	25	21.6	2.2	2.6	1.07	1.8	0.28	5.8	4.0	4.7	2.7	1.98	3.4	0.51	10.8
Claudia Neves	42	3	5	3	4	0	16	18.5	1.3	1.5	0.95	1.3	0.00	4.3	2.9	3.3	2.1	2.06	2.8	0.00	9.3
Barbara Farris	39	8	3	2	3	1	12	18.0	3.5	0.5	0.23	1.0	0.16	4.2	7.8	1.1	4.9	0.50	2.1	0.36	9.2
Kelly Santos	25	5	2	1	4	2	11	10.9	1.9	0.4	0.21	0.9	0.21	3.7	7.1	1.3	6.0	0.78	3.1	0.78	13.6
Carla Boyd	23	4	3	2	5	1	14	11.0	1.2	0.7	0.52	0.8	0.10	3.6	4.5	2.4	5.6	1.91	2.8	0.35	13.0
Rachael Sporn	30	9	2	2	2	1	9	11.5	2.3	0.5	0.30	0.6	0.17	1.8	7.8	1.7	2.4	1.06	2.0	0.60	6.2
SHOCK	250	40	21	14	26	7	89	204.7	29.5	14.7	7.03	15.6	2.56	65.7	28.9	14.3	18.4	6.87	15.2	2.50	64.2
OPPONENTS	250	41	23	14	23	9	98	204.7	30.7	13.7	8.19	15.1	3.41	70.9	30.0	13.4	18.0	8.00	14.7	3.33	69.3

2001 DETROIT SHOCK//IN REVIEW

DETROIT SHOCK GAME-BY-GAME RESULTS

DATE	OPPONENT	W/L	RESULTS	HOME	ROAD	TOTAL	HIGH SCORING	HIGH REBOUNDS	HIGH ASSISTS	OPP. SCORING	ATT
Jun 2	HOUSTON	L	73- 74	0-1	0-0	0-1	Ndiaye-Diatta-24	Ndiaye-Diatta/Palmer-6	Tornikidou-5	Thompson-28	9,401
Jun 5	ORLANDO	L	71- 92	0-2	0-0	0-2	Nolan-12	Ndiaye-Diatta-9	Brown-5	Sales-19	4,013
Jun 7	@Houston	L	66- 87	0-2	0-1	0-3	Tornikidou-15	Palmer-9	Ndiaye-Diatta-4	Arcain-27	9,538
Jun 12	@Miami	W	68- 67(OT)	0-2	1-1	1-3	Canty/Palmer-16	Palmer-9	Brown-4	Brondello-23	7,318
Jun 14	WASHINGTON	W	80- 65	1-2	1-1	2-3	Ndiaye-Diatta-22	vNdiaye-Diatta/Palmer-9	Ndiaye-Diatta-4	Massaline-11 Holdslaw-11 McCray-11	4,422
Jun 16	@Charlotte	W	72- 69(2OT)	1-2	2-1	3-3	Canty-20	Farris-8	Canty-7	Enis-11	5,540
Jun 17	MINNESOTA	L	63- 71	1-3	2-1	3-4	Boyd-14	Ndiaye-Diatta-12	Brown/Canty-3	Smith-40	5,076
Jun 22	@Indiana	L	56- 77	1-3	2-2	3-5	Canty-10	Ndiaye-Diatta-6	Kingi-Cross-5	R. Williams-16	7,116
Jun 23	INDIANA	L	70- 74	1-4	2-2	3-6	Neves-16	Sporn/Santos-5	Canty-6	Scott-15	5,459
Jun 26	LOS ANGELES	L	89- 98(OT)	1-5	2-2	3-7	Brown-18 Ndiaye-Diatta-8	Farris-8	Brown-5	Leslie-28	5,380
Jun 27	@Charlotte	L	50- 74	1-5	2-3	3-8	Ndiaye-Diatta-13	Farris-6	Canty-3	Stinson-23	4,036
Jun 29	PHOENIX	W	75- 71	2-5	2-3	4-8	Kingi-Cross-25	Canty-11	Kingi-Cross-4	Gillom-25	6,716
Jul 2	@New York	L	60- 66	2-5	2-4	4-9	Tornikidou-16	Kingi-Cross-8	Canty-4	Phillips-16	14,052
Jul 6	CHARLOTTE	L	50- 67	2-6	2-4	4-10	Nolan-11	Ndiaye-Diatta-9	Farris-2 Ndiaye-Diatta-2 Kingi-Cross-2	Staley-17	5,780
Jul 8	@Orlando	L	67- 73	2-6	2-5	4-11	Brown-15	Tornikidou-7	Canty-3	S. Johnson-19 McWilliams-Frank-19	6,870
Jul 11	@Washington	W	64- 52	2-6	3-5	5-11	Ndiaye-Diatta-20	Ndiaye-Diatta-10	Neves/ Ndiaye-Diatta-5	McCray-12	19,093
Jul 13	MIAMI	L	55- 56	2-7	3-5	5-12	Ndiaye-Diatta-19	Palmer-8	Kingi-Cross-6	Brondello-14	6,170
Jul 14	@Miami	L	51- 66	2-7	3-6	5-13	Nolan-10	Palmer-8	Canty/ Ndiaye-Diatta-2 Palmer-2	Brondello-14	8,398
Jul 18	NEW YORK	L	67- 80	2-8	3-6	5-14	Ndiaye-Diatta-19	Palmer-8	Brown/Neves-2 Tornikidou-2	Phillips-20	13,378
Jul 21	@Sacramento	L	52- 66	2-8	3-7	5-15	Ndiaye-Diatta-13 Kingi-Cross-13	Brown-9	Brown-5	Griffith-19	9,365
Jul 22	@Portland	W	80- 77(OT)	2-8	4-7	6-15	Ndiaye-Diatta-18	Palmer-7	Canty/ Tornikidou-4	Stiles-21	7,626
Jul 24	@Seattle	L	69- 74(OT)	2-8	4-8	6-16	Ndiaye-Diatta-23	Palmer-11	Tornikidou-6	Jackson-25	4,323
Jul 26	@Phoenix	L	62- 63	2-8	4-9	6-17	Ndiaye-Diatta-23	Ndiaye-Diatta-7	Brown-6	Stepanova-20	8,508
Jul 28	CLEVELAND	L	50- 57	2-9	4-9	6-18	Palmer-14	Ndiaye-Diatta-8	Kingi-Cross-4	Jones-12	7,775
Jul 29	ORLANDO	W	64- 62	3-9	4-9	7-18	Brown-13	Brown-6	Brown-5	Hicks-15 McWilliams-Frank-15	4,763
Aug 1	@New York	L	63- 66	3-9	4-10	7-19	Tornikidou-22	Palmer-11	Brown-5	Johnson/Phillips-17	15,223
Aug 4	PORTLAND	W	70- 65	4-9	4-10	8-19	Brown-15	Palmer-13	Kingi-Cross-4	Stiles-16	5,889
Aug 7	UTAH	L	69- 76	4-10	4-10	8-20	Ndiaye-Diatta-27	Farris/Ndiaye-Diatta-3	Brown-6	Williams-26	6,263
Aug 8	@Cleveland	L	66- 73	4-10	4-11	8-21	Ndiaye-Diatta-19	Brown-5	Brown-7	Jones/Taylor-14	10,978
Aug 10	WASHINGTON	W	69- 63	5-10	4-11	9-21	Tornikidou-21	Palmer-8	Kingi-Cross-5	Bullett-21	9,064
Aug 12	@Indiana	L	66- 83	5-10	4-12	9-22	Palmer-17	Palmer-6	Brown-4	R. Williams-20	15,198
Aug 14	CLEVELAND	W	76- 65	6-10	4-12	10-22	Tornikidou-16	Palmer-5	Brown-7	Taylor-21	9,799

2000 DETROIT SHOCK//IN REVIEW



2000 PLAYER STATISTICS

PLAYER	G	GS	MIN	--- FIELD GOALS ---			--- 3-POINT FG ---			-- FREE THROWS --			--- REBOUNDS ---			AST	PF	STL	TO	BLK	PTS	AVG
				FG	FGA	PCT	FG	FGA	PCT	FT	FTA	PCT	OFF	DEF	TOT							
Wendy Palmer	32	30	914	167	373	.448	12	48	.250	95	135	.704	67	152	219	39	112	20	65	10	441	13.8
Astou Ndiaye-Diatta	32	32	868	158	333	.474	1	6	.167	29	51	.569	65	122	187	40	87	23	64	22	346	10.8
Elena Tornikidou	32	32	869	122	241	.506	1	8	.125	85	93	.914	41	69	110	82	73	29	68	13	330	10.3
Dominique Canty	28	27	784	83	203	.409	0	5	.000	91	131	.695	31	39	70	82	64	49	51	5	257	9.2
Tamicha Jackson	17	0	267	41	106	.387	8	32	.250	26	35	.743	8	17	25	36	30	22	21	0	116	6.8
Claudia Neves	30	20	636	63	166	.380	28	92	.304	25	30	.833	8	27	35	59	30	31	55	1	179	6.0
Edwina Brown	32	7	619	60	168	.357	1	4	.250	67	80	.838	36	52	88	72	77	24	68	5	188	5.9
Anna DeForge	27	10	433	51	126	.405	18	56	.321	25	32	.781	9	38	47	47	34	27	33	4	145	5.4
Oksana Zakaluzhnaya	23	0	258	38	73	.521	3	7	.429	10	11	.909	15	31	46	2	45	5	19	13	89	3.9
Olympia Scott	28	0	369	37	89	.416	0	2	.000	26	40	.650	28	52	80	28	83	12	45	10	100	3.6
Barbara Farris	14	2	130	15	30	.500	0	1	.000	15	27	.556	16	16	32	2	30	6	14	1	45	3.2
Joy Holmes-Harris	29	0	271	33	70	.471	4	11	.364	21	30	.700	17	28	45	14	36	11	16	4	91	3.1
Madinah Slaise	3	0	7	0	2	.000	0	1	.000	4	4	1.000	0	1	1	0	0	1	0	0	4	1.3
SHOCK	32	-	6425	868	1980	.438	76	273	.278	519	699	.742	341	644	985	503	701	260	530	88	2331	72.8
OPPONENTS	32	-	6425	905	1967	.460	136	372	.366	480	652	.736	331	640	971	513	672	284	543	148	2426	75.8

2000 PLAYER STATISTICS

PLAYER	----- SINGLE-GAME HIGHS -----							----- AVERAGE PER GAME -----							----- AVERAGE PER 40 MINUTES -----						
	MIN	REB	AST	ST	TO	BL	PTS	MIN	REB	AST	STL	TO	BLK	PTS	REB	AST	PF	STL	TO	BLK	PTS
Wendy Palmer	43	12	4	3	6	2	32	28.6	6.8	1.2	0.63	2.0	0.31	13.8	9.6	1.7	4.9	0.88	2.8	0.44	19.3
Astou Ndiaye-Diatta	41	12	4	3	5	3	19	27.1	5.8	1.3	0.72	2.0	0.69	10.8	8.6	1.8	4.0	1.06	2.9	1.01	15.9
Elena Tornikidou	40	7	6	4	7	3	25	27.2	3.4	2.6	0.91	2.1	0.41	10.3	5.1	3.8	3.4	1.33	3.1	0.60	15.2
Dominique Canty	36	7	8	5	5	1	22	28.0	2.5	2.9	1.75	1.8	0.18	9.2	3.6	4.2	3.3	2.50	2.6	0.26	13.1
Tamicha Jackson	28	4	7	4	4	0	14	15.7	1.5	2.1	1.29	1.2	0.00	6.8	3.7	5.4	4.5	3.30	3.1	0.00	17.4
Claudia Neves	33	5	4	6	6	1	19	21.2	1.2	2.0	1.03	1.8	0.03	6.0	2.2	3.7	1.9	1.95	3.5	0.06	11.3
Edwina Brown	32	8	8	3	6	2	17	19.3	2.8	2.3	0.75	2.1	0.16	5.9	5.7	4.7	5.0	1.55	4.4	0.32	12.1
Anna DeForge	40	6	7	4	3	1	13	16.0	1.7	1.7	1.00	1.2	0.15	5.4	4.3	4.3	3.1	2.49	3.0	0.37	13.4
Oksana Zakaluzhnaya	23	7	1	1	4	3	15	11.2	2.0	0.1	0.22	0.8	0.57	3.9	7.1	0.3	7.0	0.78	2.9	2.02	13.8
Olympia Scott	23	8	4	2	3	2	16	13.2	2.9	1.0	0.43	1.6	0.36	3.6	8.7	3.0	9.0	1.30	4.9	1.08	10.8
Barbara Farris	23	10	1	2	2	1	9	9.3	2.3	0.1	0.43	1.0	0.07	3.2	9.8	0.6	9.2	1.85	4.3	0.31	13.8
Joy Holmes-Harris	25	7	2	2	2	2	11	9.3	1.6	0.5	0.38	0.6	0.14	3.1	6.6	2.1	5.3	1.62	2.4	0.59	13.4
Madinah Slaise	3	1	0	1	0	0	4	2.3	0.3	0.0	0.33	0.0	0.00	1.3	5.7	0.0	0.0	5.71	0.0	0.00	22.9
SHOCK	225	42	26	20	26	8	111	200.8	30.8	15.7	8.13	16.6	2.75	72.8	30.7	15.7	21.8	8.09	16.5	2.74	72.6
OPPONENTS	225	44	31	15	28	10	108	200.8	30.3	16.0	8.88	17.0	4.63	75.8	30.2	16.0	20.9	8.84	16.9	4.61	75.5

2000 DETROIT SHOCK//IN REVIEW

DETROIT SHOCK GAME-BY-GAME RESULTS

DATE	OPPONENT	W/L	RESULTS	HOME	ROAD	TOTAL	HIGH SCORING	HIGH REBOUNDS	HIGH ASSISTS	OPP. SCORING	ATT
Jun 3	SACRAMENTO	W	77- 74	1-0	0-0	1-0	Tornikidou-18	Ndiaye-Diatta-12	Canty-6	Griffith-24	9,835
Jun 5	@Minnesota	L	68- 88	1-0	0-1	1-1	Palmer-15	Palmer-6	Canty-4	Folkl-19	5,816
Jun 7	NEW YORK	L	69- 73	1-1	0-1	1-2	Canty-22	Ndiaye-Diatta-6	Canty-4	Johnson-22	4,788
Jun 9	INDIANA	W	80- 76	2-1	0-1	2-2	Ndiaye-Diatta-18	Ndiaye-Diatta-8	Canty/Brown-3 Tornikidou-3	White-20	5,013
Jun 12	CHARLOTTE	L	67- 78	2-2	0-1	2-3	Tornikidou-16	Ndiaye-Diatta-7	Brown-3	Mapp/Stinson -21	5,135
Jun 13	@Miami	L	61- 74	2-2	0-2	2-4	Jackson-14 Tornikidou-14	Zakaluzhnaya-6	Neves-3	Sam-17	7,023
Jun 16	@Cleveland	W	93- 81	2-2	1-2	3-4	Canty-22	Ndiaye-Diatta-8	Canty/Jackson-7	Melvin-28	7,989
Jun 18	INDIANA	W	111- 74	3-2	1-2	4-4	Palmer-22	Scott-6	Jackson-5	Grubin-19	5,108
Jun 19	@Washington	L	55- 80	3-2	1-3	4-5	Jackson-13	Ndiaye-Diatta/Palmer-5 Scott-5	Jackson-3	Bullett-22	11,628
Jun 21	@New York	W	67- 63	3-2	2-3	5-5	Neves-16	Palmer-10	Neves/ Tornikidou-3	Whitmore-14	12,123
Jun 24	WASHINGTON	L	70- 76	3-3	2-3	5-6	Canty-14	Palmer-6	Canty/Neves-3 Tornikidou-3	Bullett-21	8,266
Jun 25	@Charlotte	W	84- 81	3-3	3-3	6-6	Tornikidou-25	Scott-8	Jackson/ Tornikidou-5	Enis-18	3,801
Jun 28	@Seattle	W	82- 78	3-3	4-3	7-6	Palmer-32	Palmer-12	Canty-5	Vodichkova-22	7,929
Jul 1	@Sacramento	L	96-108	3-3	4-4	7-7	Palmer-20	Palmer-9	Tornikidou-6	Holland-Corn-19 Smith-19	6,965
Jul 2	@Los Angeles	L	63- 85	3-3	4-5	7-8	Palmer-12	Palmer-9	Brown/Jackson-3	Mabika-21	5,486
Jul 6	@Phoenix	L	69- 81	3-3	4-6	7-9	Neves-12	Holmes-Harris-7	Brown/Neves-4	Reed-22	10,497
Jul 7	@Utah	W	73- 69	3-3	5-6	8-9	Ndiaye-Diatta-18	Palmer-12	DeForge-7	Williams-22	7,649
Jul 9	ORLANDO	L	62- 68	3-4	5-6	8-10	Palmer-19	Palmer-9	DeForge-6	A. Johnson-17	6,214
Jul 12	SEATTLE	W	61- 56	4-4	5-6	9-10	Canty-15	Tornikidou-7	Tornikidou-4	Redd-17	9,853
Jul 14	MIAMI	W	80- 50	5-4	5-6	10-10	Palmer-15	Palmer-9	Canty/Palmer-4 Tornikidou-4	Colleton-11	5,398
Jul 19	@Orlando	L	78- 88	5-4	5-7	10-11	Neves-19	Ndiaye-Diatta/Palmer-6	Brown/Neves-4	Sales-20	9,464
Jul 21	HOUSTON	L	74- 76(OT)	5-5	5-7	10-12	Palmer-22	Palmer-12	Brown-4	Cooper-27	10,147
Jul 24	PORTLAND	L	57- 61	5-6	5-7	10-13	Tornikidou-12	Palmer-10	Brown/Neves-3	Witherspoon-18	4,648
Jul 26	MIAMI	W	78- 62	6-6	5-7	11-13	Palmer-17	Farris-10	Canty-4	Flores-10	4,480
Jul 28	@Cleveland	L	60- 80	6-6	5-8	11-14	Palmer-13	Palmer-9	Brown-8	Hall-19	11,041
Jul 29	CHARLOTTE	W	75- 72	7-6	5-8	12-14	Palmer-21	Ndiaye-Diatta-9	Tornikidou-4	Mapp-25	6,735
Jul 31	CLEVELAND	L	65- 76	7-7	5-8	12-15	Palmer-16	Ndiaye-Diatta-11	Canty-6	Darling-17	4,857
Aug 2	LOS ANGELES	L	81- 84	7-8	5-8	12-16	Canty-17	Ndiaye-Diatta-12	Ndiaye-Diatta-4	Leslie-27	7,848
Aug 4	@Washington	L	72- 96	7-8	5-9	12-17	Ndiaye-Diatta-19	Ndiaye-Diatta/Scott-7	Canty-4	Page-20	16,548
Aug 6	@Orlando	L	63- 92	7-8	5-10	12-18	Canty-10	Canty/ Ndiaye-Diatta-6	Neves-3	A. Johnson-25	8,479
Aug 7	@Indiana	W	74- 63	7-8	6-10	13-18	Ndiaye-Diatta-18 Palmer-18	Ndiaye-Diatta-8	DeForge-4 Palmer-4	Wolters-14 R. Williams-14	12,213
Aug 9	NEW YORK	W	66- 63	8-8	6-10	14-18	Ndiaye-Diatta-19	Ndiaye-Diatta-8	Canty-8	Phillips-14	9,124

1999 DETROIT SHOCK//IN REVIEW



1999 PLAYER STATISTICS

PLAYER	G			--- FIELD GOALS ---			--- 3-POINT FG ---			-- FREE THROWS --			--- REBOUNDS ---			AST		PF		STL		TO		BLK		PTS		AVG
	G	GS	MIN	FG	FGA	PCT	FG	FGA	PCT	FT	FTA	PCT	OFF	DEF	TOT	AST	PF	STL	TO	BLK	PTS	AVG						
Sandy Brondello	32	32	1002	152	347	.438	37	76	.487	83	98	.847	29	37	66	73	81	25	75	5	424	13.3						
Jennifer Azzi	28	19	838	93	181	.514	30	58	.517	86	104	.827	5	56	61	106	103	24	56	4	302	10.8						
Wendy Palmer	11	10	295	47	100	.470	4	16	.250	42	55	.764	27	78	105	12	44	6	26	4	140	12.7						
Dominique Canty	26	11	646	76	229	.332	3	17	.176	94	136	.691	35	45	80	38	57	26	45	1	249	9.6						
Korie Hlede	21	10	408	67	172	.390	8	24	.333	42	49	.857	24	31	55	25	49	22	32	2	184	8.8						
Cindy Brown	21	21	490	46	146	.315	7	30	.233	45	65	.692	35	78	113	22	45	25	35	12	144	6.9						
Val Whiting-Raymond	31	20	764	76	200	.380	0	0	---	50	110	.455	66	141	207	49	84	40	46	31	202	6.5						
Rachael Sporn	18	10	340	44	94	.468	0	1	.000	18	28	.643	26	33	59	27	45	15	16	4	106	5.9						
Carla Boyd	32	26	694	69	174	.397	17	51	.333	17	27	.630	25	47	72	51	84	24	54	8	172	5.4						
Astou Ndiaye-Diatta	31	1	438	70	160	.438	0	1	.000	24	39	.615	25	74	99	17	51	11	32	18	164	5.3						
Claudia Neves	30	0	306	25	95	.263	14	60	.233	12	19	.632	8	15	23	29	32	16	23	0	76	2.5						
Olympia Scott	8	0	52	6	18	.333	0	0	---	4	6	.667	3	9	12	3	14	0	5	3	16	2.0						
Wanda Guyton	11	0	98	4	17	.235	0	0	---	13	16	.813	8	18	26	2	21	2	10	2	21	1.9						
Elena Tornikidou	11	0	86	9	23	.391	0	0	---	2	6	.333	3	6	9	8	8	1	11	1	20	1.8						
Lesley Brown	13	0	43	7	16	.438	1	2	.500	4	6	.667	2	7	9	2	10	0	6	1	19	1.5						
SHOCK	32	-	6500	791	1972	.401	121	336	.360	536	764	.702	321	675	996	464	728	238	483	96	2239	70.0						
OPPONENTS	32	-	6500	830	1901	.437	114	338	.337	529	736	.719	293	769	1062	514	723	262	532	133	2303	72.0						

1999 PLAYER STATISTICS

PLAYER	----- SINGLE-GAME HIGHS -----							----- AVERAGE PER GAME -----							----- AVERAGE PER 40 MINUTES -----						
	MIN	REB	AST	ST	TO	BL	PTS	MIN	REB	AST	STL	TO	BLK	PTS	REB	AST	PF	STL	TO	BLK	PTS
Sandy Brondello	46	5	7	3	5	2	33	31.3	2.1	2.3	0.78	2.3	0.16	13.3	2.6	2.9	3.2	1.00	3.0	0.20	16.9
Jennifer Azzi	40	7	8	4	6	3	27	29.9	2.2	3.8	0.86	2.0	0.14	10.8	2.9	5.1	4.9	1.15	2.7	0.19	14.4
Wendy Palmer	35	14	2	3	4	2	27	26.8	9.5	1.1	0.55	2.4	0.36	12.7	14.2	1.6	6.0	0.81	3.5	0.54	19.0
Dominique Canty	40	6	4	3	5	1	18	24.8	3.1	1.5	1.00	1.7	0.04	9.6	5.0	2.4	3.5	1.61	2.8	0.06	15.4
Korie Hlede	34	6	4	4	4	2	22	19.4	2.6	1.2	1.05	1.5	0.10	8.8	5.4	2.5	4.8	2.16	3.1	0.20	18.0
Cindy Brown	41	10	4	4	4	3	18	23.3	5.4	1.0	1.19	1.7	0.57	6.9	9.2	1.8	3.7	2.04	2.9	0.98	11.8
Val Whiting-Raymond	39	16	5	5	6	3	12	24.6	6.7	1.6	1.29	1.5	1.00	6.5	10.8	2.6	4.4	2.09	2.4	1.62	10.6
Rachael Sporn	33	8	4	3	3	1	14	18.9	3.3	1.5	0.83	0.9	0.22	5.9	6.9	3.2	5.3	1.76	1.9	0.47	12.5
Carla Boyd	32	7	4	4	5	2	14	21.7	2.3	1.6	0.75	1.7	0.25	5.4	4.1	2.9	4.8	1.38	3.1	0.46	9.9
Astou Ndiaye-Diatta	28	11	2	2	4	3	14	14.1	3.2	0.5	0.35	1.0	0.58	5.3	9.0	1.6	4.7	1.00	2.9	1.64	15.0
Claudia Neves	19	3	3	3	3	0	11	10.2	0.8	1.0	0.53	0.8	0.00	2.5	3.0	3.8	4.2	2.09	3.0	0.00	9.9
Olympia Scott	14	3	2	0	2	1	6	6.5	1.5	0.4	0.00	0.6	0.38	2.0	9.2	2.3	10.8	0.00	3.8	2.31	12.3
Wanda Guyton	16	5	2	2	3	1	7	8.9	2.4	0.2	0.18	0.9	0.18	1.9	10.6	0.8	8.6	0.82	4.1	0.82	8.6
Elena Tornikidou	13	4	2	1	2	1	8	7.8	0.8	0.7	0.09	1.0	0.09	1.8	4.2	3.7	3.7	0.47	5.1	0.47	9.3
Lesley Brown	13	3	1	1	2	1	9	3.3	0.7	0.2	0.08	0.5	0.08	1.5	8.4	1.9	9.3	0.93	5.6	0.93	17.7
SHOCK	250	40	21	13	24	9	94	203.1	31.1	14.5	7.44	15.1	3.00	70.0	30.6	14.3	22.4	7.32	14.9	2.95	68.9
OPPONENTS	250	54	28	14	28	10	104	203.1	33.2	16.1	8.19	16.6	4.16	72.0	32.7	15.8	22.2	8.06	16.4	4.09	70.9

1999 DETROIT SHOCK//IN REVIEW

DETROIT SHOCK GAME-BY-GAME RESULTS

DATE	OPPONENT	W/L	RESULTS	HOME	ROAD	TOTAL	HIGH SCORING	HIGH REBOUNDS	HIGH ASSISTS	OPP. SCORING	ATT
Jun 12	@Minnesota	L	51- 68	0-0	0-1	0-1	Brondello-15	Whiting-Raymond-16	Azzi/Brondello-3	Edwards-20	12,122
Jun 14	@Cleveland	W	73- 71	0-0	1-1	1-1	Hlede-15 Brondello-15	Whiting-Raymond-7	Whiting-Raymond-4	Jones-24	5,895
Jun 17	ORLANDO	W	79- 74	1-0	1-1	2-1	Brondello-23	Ndiaye-Diatta-8	Brondello-7	S. Johnson-22	10,745
Jun 18	@Washington	W	76- 69	1-0	2-1	3-1	Azzi-18	Whiting-Raymond-7	Whiting-Raymond-5	McCray-19	13,423
Jun 20	@New York	L	62- 69	1-0	2-2	3-2	Brondello-16	C. Brown-10	Azzi-6	Whitmore-16	11,902
Jun 22	CHARLOTTE	W	75- 69	2-0	2-2	4-2	Brondello-19	Ndiaye-Diatta-9	Azzi/Hlede-3	Bullett/Staley-13	7,212
Jun 24	HOUSTON	L	65- 77	2-1	2-2	4-3	Hlede-17	C. Brown-6 Ndiaye-Diatta-6	Brondello-2	Cooper-24	7,448
Jun 26	PHOENIX	L	60- 66	2-2	2-2	4-4	Canty-16	C. Brown-6	Brondello-3	Gillom-17	7,651
Jun 28	NEW YORK	W	91- 71	3-2	2-2	5-4	Hlede-17	C. Brown/Canty-6	Brondello-5	Johnson-18	7,194
Jul 2	LOS ANGELES	L	81- 91	3-3	2-2	5-5	Brondello-21	C. Brown-10	Brondello/Sporn-3	Leslie-18	7,681
Jul 4	SACRAMENTO	L	78- 92	3-4	2-2	5-6	C. Brown-18	Whiting-Raymond-10	C. Brown/Hlede-4	Griffith-21	6,827
Jul 6	@Utah	L	94-104(2OT)	3-4	2-3	5-7	Brondello-33	C. Brown-10	Azzi-5	Williams-31	4,692
Jul 10	WASHINGTON	L	78- 83(2OT)	3-5	2-3	5-8	Brondello-15 Canty-15	Whiting-Raymond-13	Brondello/Azzi-4	Holdslaw-20	8,358
Jul 12	@Orlando	W	76- 67	3-5	3-3	6-8	Brondello-22	Whiting-Raymond-15	Azzi-7	Congreaves-14 McWilliams-Frank-14	8,487
Jul 16	@Washington	W	78- 68	3-5	4-3	7-8	Brondello-18	Whiting-Raymond/Sporn-7	Azzi-6	McCray/Page-18	13,600
Jul 17	CLEVELAND	W	77- 61	4-5	4-3	8-8	C. Brown-14	C. Brown-8	Azzi-8	Burras-13	7,632
Jul 21	UTAH	W	86- 77	5-5	4-3	9-8	C. Brown-18	Whiting-Raymond-9	Azzi-6	Dydek-22	11,253
Jul 23	@Cleveland	W	69- 60	5-5	5-3	10-8	Azzi-20	C. Brown-8	Azzi-8	Nemcova-16	8,106
Jul 25	CHARLOTTE	L	66- 78	5-6	5-3	10-9	Hlede-22	Boyd-7	Brondello-5	Bullett-20	7,215
Jul 27	@Houston	L	46- 85	5-6	5-4	10-10	Azzi-10	C. Brown-9	Azzi-2	Cooper-20	11,105
Jul 28	@Charlotte	L	65- 84	5-6	5-5	10-11	Brondello-15	Whiting-Raymond-5	Whiting-Raymond-5	Stinson-27	6,588
Jul 31	CLEVELAND	L	53- 55	5-7	5-5	10-12	Whiting-Raymond-9	Ndiaye-Diatta-11	Whiting-Raymond-4	Burras-10 Melvin-10	6,771
Aug 2	WASHINGTON	L	70- 75	5-8	5-5	10-13	Azzi-22	Whiting-Raymond-10	Azzi-4	Holdslaw-23	7,029
Aug 4	MINNESOTA	W	59- 56	6-8	5-5	11-13	Brondello-21	Whiting-Raymond-13	Canty-3	Reed-19	8,253
Aug 6	@Sacramento	L	58- 71	6-8	5-6	11-14	Brondello-13	Whiting-Raymond-12	Azzi-3	Holland-Corn-15 Penicheiro-15	6,893
Aug 9	@Los Angeles	W	84- 59	6-8	6-6	12-14	Canty-18	Palmer-12	Brondello/Azzi-3	Milton-Jones-16	6,858
Aug 11	@Phoenix	L	57- 68	6-8	6-7	12-15	Boyd-14	Palmer-12	Whiting-Raymond-4	Stepanova-16	11,352
Aug 13	NEW YORK	L	56- 60	6-9	6-7	12-16	Brondello-15	Palmer-11	Canty-2	Hampton-12 Robinson-12 Wicks-12	12,106
Aug 15	@New York	W	63- 57	6-9	7-7	13-16	Palmer-27	Palmer-14	Azzi-5	Weatherspoon-14	15,755
Aug 18	@Orlando	L	81- 93	6-9	7-8	13-17	Azzi-19	Palmer-13	Azzi-5	McWilliams-Frank-2	12,039
Aug 20	@Charlotte	W	58- 57	6-9	8-8	14-17	Palmer-20	Palmer-9	Azzi/Boyd-4	Bullett-14	13,565
Aug 21	ORLANDO	W	74- 68	7-9	8-8	15-17	Azzi-27	Palmer-14	Azzi/Canty/Boyd-2	S. Johnson-22	12,378

1998 DETROIT SHOCK//IN REVIEW



1998 PLAYER STATISTICS

PLAYER	G	GS	MIN	--- FIELD GOALS ---			--- 3-POINT FG ---			-- FREE THROWS --			--- REBOUNDS ---							PTS	AVG	
				FG	FGA	PCT	FG	FGA	PCT	FT	FTA	PCT	OFF	DEF	TOT	AST	PF	STL	TO			BLK
Sandy Brondello	30	28	993	157	367	.428	16	44	.364	96	104	.923	18	69	87	98	58	38	64	1	426	14.2
Korie Hlede	27	27	912	135	345	.391	29	74	.392	83	103	.806	39	102	141	73	66	21	88	1	382	14.1
Cindy Brown	30	30	965	126	268	.470	20	61	.328	82	114	.719	70	231	301	53	105	51	67	22	354	11.8
Razija Brcaninovic	30	30	695	106	204	.520	0	0	---	60	90	.667	54	100	154	29	86	9	64	26	272	9.1
Carla Boyd	30	24	817	89	260	.342	19	63	.302	48	76	.632	51	67	118	68	88	27	52	10	245	8.2
Rachael Sporn	30	1	535	60	147	.408	0	0	---	16	34	.471	51	57	108	38	58	8	34	12	136	4.5
Lynette Woodard	27	8	383	36	93	.387	0	0	---	23	40	.575	31	35	66	22	33	22	31	3	95	3.5
Gergana Branzova	26	0	204	29	65	.446	0	4	.000	11	20	.550	13	29	42	7	42	3	21	4	69	2.7
Rhonda Blades	29	2	340	20	78	.256	12	50	.240	14	29	.483	5	27	32	41	47	12	41	1	66	2.3
Tajama Abraham	12	0	44	5	14	.357	0	0	---	8	15	.533	2	5	7	0	8	2	5	1	18	1.5
Aneta Kausaite	10	0	58	5	20	.250	0	2	.000	4	7	.571	8	3	11	1	4	3	3	0	14	1.4
Mfon Udoka	3	0	25	1	6	.167	0	0	---	2	4	.500	1	2	3	0	3	0	1	0	4	1.3
Angie Hamblin	6	0	29	2	8	.250	1	2	.500	1	2	.500	2	5	7	2	4	1	7	0	6	1.0
SHOCK	30	-	6000	771	1875	.411	97	300	.323	448	638	.702	345	732	1077	432	602	197	490	81	2087	69.6
OPPONENTS	30	-	6000	768	1869	.411	113	375	.301	429	602	.713	282	667	949	445	635	249	447	114	2078	69.3

1998 PLAYER STATISTICS

PLAYER	----- SINGLE-GAME HIGHS -----							----- AVERAGE PER GAME -----							----- AVERAGE PER 40 MINUTES -----						
	MIN	REB	AST	ST	TO	BL	PTS	MIN	REB	AST	STL	TO	BLK	PTS	REB	AST	PF	STL	TO	BLK	PTS
Sandy Brondello	40	10	8	3	5	1	24	33.1	2.9	3.3	1.27	2.1	0.03	14.2	3.5	3.9	2.3	1.53	2.6	0.04	17.2
Korie Hlede	40	13	7	3	7	1	23	33.8	5.2	2.7	0.78	3.3	0.04	14.1	6.2	3.2	2.9	0.92	3.9	0.04	16.8
Cindy Brown	40	21	5	4	6	3	22	32.2	10.0	1.8	1.70	2.2	0.73	11.8	12.5	2.2	4.4	2.11	2.8	0.91	14.7
Razija Brcaninovic	39	13	3	2	4	3	25	23.2	5.1	1.0	0.30	2.1	0.87	9.1	8.9	1.7	4.9	0.52	3.7	1.50	15.7
Carla Boyd	37	8	9	3	4	2	19	27.2	3.9	2.3	0.90	1.7	0.33	8.2	5.8	3.3	4.3	1.32	2.5	0.49	12.0
Rachael Sporn	33	9	3	2	4	4	12	17.8	3.6	1.3	0.27	1.1	0.40	4.5	8.1	2.8	4.3	0.60	2.5	0.90	10.2
Lynette Woodard	30	9	4	4	3	1	18	14.2	2.4	0.8	0.81	1.1	0.11	3.5	6.9	2.3	3.4	2.30	3.2	0.31	9.9
Gergana Branzova	17	5	1	1	2	2	11	7.8	1.6	0.3	0.12	0.8	0.15	2.7	8.2	1.4	8.2	0.59	4.1	0.78	13.5
Rhonda Blades	22	3	4	2	6	1	11	11.7	1.1	1.4	0.41	1.4	0.03	2.3	3.8	4.8	5.5	1.41	4.8	0.12	7.8
Tajama Abraham	8	2	0	2	1	1	5	3.7	0.6	0.0	0.17	0.4	0.08	1.5	6.4	0.0	7.3	1.82	4.5	0.91	16.4
Aneta Kausaite	15	4	1	1	2	0	5	5.8	1.1	0.1	0.30	0.3	0.00	1.4	7.6	0.7	2.8	2.07	2.1	0.00	9.7
Mfon Udoka	13	2	0	0	1	0	4	8.3	1.0	0.0	0.00	0.3	0.00	1.3	4.8	0.0	4.8	0.00	1.6	0.00	6.4
Angie Hamblin	12	3	2	1	4	0	3	4.8	1.2	0.3	0.17	1.2	0.00	1.0	9.7	2.8	5.5	1.38	9.7	0.00	8.3
SHOCK	200	47	22	12	25	9	85	200.0	35.9	14.4	6.57	16.3	2.70	69.6	35.9	14.4	20.1	6.57	16.3	2.70	69.6
OPPONENTS	200	48	24	14	23	9	96	200.0	31.6	14.8	8.30	14.9	3.80	69.3	31.6	14.8	21.2	8.30	14.9	3.80	69.3

1998 DETROIT SHOCK//IN REVIEW

DETROIT SHOCK GAME-BY-GAME RESULTS

DATE	OPPONENT	W/L	RESULTS	HOME	ROAD	TOTAL	HIGH SCORING	HIGH REBOUNDS	HIGH ASSISTS	OPP. SCORING	ATT
Jun 13	CHARLOTTE	L	69- 78	0-1	0-0	0-1	Brcaninovic-22	Brcaninovic-13	Blades/Boyd-4	Stinson-16	15,574
Jun 15	CLEVELAND	L	85- 96	0-2	0-0	0-2	Hlede-17	Brown-10	Brondello-5	Braxton-18	7,102
Jun 18	@Charlotte	L	67- 71	0-2	0-1	0-3	Brondello-14	Brown-7	Blades-4	Mapp-18	5,093
Jun 20	@Cleveland	L	66- 68	0-2	0-2	0-4	Hlede-19	Sporn-8	Brondello-5	Braxton-17	7,876
Jun 21	@Washington	W	70- 57	0-2	1-2	1-4	Hlede-20	Hlede/Brown-6	Brondello-4	Moore-18	14,314
Jun 23	SACRAMENTO	W	61- 57	1-2	1-2	2-4	Hlede-18	Brown-12	Hlede-4	Burgess-13	7,258
Jun 25	WASHINGTON	W	79- 71	2-2	1-2	3-4	Brondello-19	Brown-7	Brondello-5	McCray-23	7,386
Jun 27	@Cleveland	W	84- 73	2-2	2-2	4-4	Brondello/Hlede-23	Brown-10	Brondello/Hlede-4	Fijalkowski-25	9,521
Jun 29	CHARLOTTE	W	60- 49	3-2	2-2	5-4	Brown/Brondello-19	Brown-16	Blades/Hlede-2	Congreaves-10	7,287
Jul 1	NEW YORK	W	82- 65	4-2	2-2	6-4	Brown-22	Brown-10 Brcaninovic-10	Brondello-7	Witherspoon-13	9,166
Jul 6	@New York	L	56- 59	4-2	2-3	6-5	Brown-12	Brown-12	Brondello-5	Weatherspoon-12	11,276
Jul 8	PHOENIX	L	76- 78	4-3	2-3	6-6	Boyd-18	Brown-9	Brondello-8	Gillom-24	9,276
Jul 9	@Houston	L	66- 96	4-3	2-4	6-7	Brown-14	Brown-13	Brondello/Hlede-5	Perrot-22	9,641
Jul 11	@Washington	L	53- 78	4-3	2-5	6-8	Brondello-10	Brown-10	Hlede/Woodard-2	McCray-21	17,906
Jul 13	@Utah	W	74- 67	4-3	3-5	7-8	Brondello-23	Hlede-11	Brondello-3	Palmer-19	7,235
Jul 15	@Phoenix	L	60- 73	4-3	3-6	7-9	Hlede-16	Brown/Sporn-9	Brondello-4	Gillom-17	13,002
Jul 17	UTAH	W	79- 67	5-3	3-6	8-9	Brondello-18	Brown-15	Brondello-7	Williams-16	8,180
Jul 18	CLEVELAND	W	72- 57	6-3	3-6	9-9	Brown/Hlede-16	Hlede-13	Brondello-3	Edwards-13	8,573
Jul 22	WASHINGTON	W	76- 61	7-3	3-6	10-9	Boyd-19	Brown-12	Brown/Brondello-3 Hlede-3	Chaconas-10	7,747
Jul 25	LOS ANGELES	W	69- 67	8-3	3-6	11-9	Hlede-20	Brown-14	Hlede-7	Dixon-26	14,181
Jul 26	@New York	L	62- 78	8-3	3-7	11-10	Hlede-14	Hlede-8	Hlede-6	Witherspoon-17	15,114
Jul 31	SACRAMENTO	W	78- 77	9-3	3-7	12-10	Brondello-20	Brown-10	Boyd-9	Smith-26	10,248
Aug 3	@Charlotte	L	68- 71	9-3	3-8	12-11	Brondello-21	Brown-10	Boyd-4	Bullett-19	5,678
Aug 5	LOS ANGELES	W	73- 61	10-3	3-8	13-11	Hlede-20	Brown-10	Brown/Brondello-4	Leslie-30	9,872
Aug 7	HOUSTON	L	57- 61	10-4	3-8	13-12	Brown-13	Brown-13	Brown-5	Cooper-34	15,338
Aug 10	@Utah	W	77- 73	10-4	4-8	14-12	Hlede-20	Brown-21	Brown-4	Palmer-20	6,770
Aug 11	@Sacramento	W	50- 41	10-4	5-8	15-12	Brondello-15	Brown-12	Boyd-4	Byears-16	5,527
Aug 14	@Phoenix	L	59- 84	10-4	5-9	15-13	Brondello-20	Boyd-8	Blades-3	Gillom-23	14,398

MEDIA

THE ORGANIZATION

ARLINGTON

PLAYERS/COACHES

2016 RECAP

HISTORY

RECORDS

OPPONENTS

2017 SCHEDULE

ALL-TIME COACHES



MEDIA

THE ORGANIZATION

ARLINGTON

PLAYERS/COACHES

2016 RECAP

HISTORY

RECORDS

OPPONENTS

2017 SCHEDULE

ALL-TIME COACHES

YEAR	HEAD COACH	---- OVERALL ----		---- HOME ----		---- AWAY ----		---- POSTSEASON ----	
		W-L	PCT.	W-L	PCT.	W-L	PCT.	W-L	PCT.
1998	Nancy Lieberman-Cline	17-13	.567	11-4	.733	6-9	.400	---	---
1999	Nancy Lieberman-Cline	15-17	.469	7-9	.438	8-8	.500	0-1	.000
2000	Nancy Lieberman-Cline	14-18	.438	8-8	.500	6-10	.375	---	---
2001	Greg Williams	10-22	.313	6-10	.375	4-12	.333	---	---
2002	Greg Williams	0-10	.000	0-2	.000	0-8	.000	---	---
2002	Bill Laimbeer	9-13	.429	7-9	.438	2-4	.333	---	---
2003	Bill Laimbeer	25-9	.735	13-4	.765	12-5	.706	6-2	.750
2004	Bill Laimbeer	17-17	.500	8-9	.471	9-8	.529	1-2	.333
2005	Bill Laimbeer	16-18	.470	12-5	.706	4-13	.235	0-2	.000
2006	Bill Laimbeer	23-11	.676	14-3	.824	9-8	.529	7-3	.700
2007	Bill Laimbeer	24-10	.706	12-5	.706	12-5	.706	6-5	.545
2008	Bill Laimbeer	22-12	.647	14-3	.827	8-9	.471	7-2	.777
2009	Bill Laimbeer	18-16	.529	11-6	.647	7-10	.412	2-3	.400
2010	Nolan Richardson	6-28	.214	4-13	.307	2-15	.133	---	---
2011	Nolan Richardson	1-10	.091	1-5	.166	0-5	.000	---	---
2011	Teresa Edwards	2-21	.087	1-10	.091	1-11	.083	---	---
2012	Gary Kloppenburg	9-26	.264	6-11	.353	3-14	.176	---	---
2013	Gary Kloppenburg	11-23	.323	7-10	.411	4-13	.235	---	---
2014	Fred Williams	12-22	.353	8-9	.471	4-13	.235	---	---
2015	Fred Williams	18-16	.529	12-5	.706	6-11	.353	0-2	.000
2016	Fred Williams	11-23	.478	6-11	.355	5-12	.299	---	---

ALL-TIME DRAFT HISTORY

1998 EXPANSION DRAFT

Rhodnda Blades (NYL- 1st Round/1st Overall)
Tajama Abraham (SAC- 2nd Round/3rd Overall)
Tara Williams (PHX- 3rd Round/5th Overall)
Lynette Woodard (CLE- 4th Round/7th Overall)

1998 WNBA DRAFT

Korie Hlede (Duquesne- 1st Round/4th Overall)
Rachael Sporn (Underdal Adelaide- 2nd Round/14th Overall)
Gergana Branzova (Florida International- 3rd Round/24th Overall)
Sandy Brondello (Western Sydney- 4th Round/34th Overall)

1999 DRAFT

Jennifer Azzi (Stanford- 1st Round/5th Overall)
Val Whiting (Stanford- 2nd Round/17th Overall)
Dominique Canty (Alabama- 3rd Round/29th Overall)
Astou Ndiaye-Diatta (Southern Nazarene- 4th Round/41st Overall)

2000 DRAFT

Edwina Brown (Texas- 1st Round/3rd Overall)
Tamicha Jackson (Louisiana Tech- 1st Round/8th Overall)
Chevonne Hammond (Vanderbilt- 3rd Round/44th Overall)
Cal Bouchard (Boston College- 4th Round/60th Overall)

2001 DRAFT

Deanna Nolan (Georgia- 1st Round/6th Overall)
Jae Kingi (Australia- 2nd Round/6th Overall)
Svetlana Volnaya (Virginia- 3rd Round/38th Overall)
Kelly Santos (Brazil- 4th Round/54th Overall)

2002 DRAFT

Swin Cash (Connecticut- 1st Round/2nd Overall)
Lenae Williams (DePaul- 2nd Round/18th Overall)
Ayana Walker (Louisiana Tech- 2nd Round/20th Overall)
Jill Chapman (Indiana- 2nd Round/21st Overall)
Kathy Wambe (Belgium- 2nd Round/22nd Overall)
Ericka Haney (Notre Dame- 3rd Round/47th Overall)

2003 WNBA DISPERSAL DRAFT

Ruth Riley (MIA- 1st Overall)

2003 WNBA DRAFT

Cheryl Ford (Louisiana Tech- 1st Round/3rd Overall)
Kara Lawson (Tennessee (1st Round/5th Overall)
Syreeta Bromfield (Michigan State- 3rd Round/28th Overall)

2004 WNBA DISPERSAL DRAFT

Jennifer Rizzotti (CLE- 13th Overall)

2004 WNBA DRAFT

Iciss Tillis Duke (Duke- 1st Round/11th Overall)
Shereka Wright (Purdue- 1st Round/13th Overall)
Erika Valek (Purdue- 2nd Round/23rd Overall)
Jennifer Smith (Michigan- 3rd Round/32nd Overall)

2005 WNBA DRAFT

Kara Braxton (Georgia- 1st Round/7th Overall)
Dionnah Jackson (Oklahoma- 1st Round/13th Overall)
Nikita Bell (North Carolina- 2nd Round/20th Overall)
Jenni Lingor (Southwest Missouri State- 3rd Round/33rd Overall)

2006 DRAFT

Ambrosia Anderson (BYU- 2nd Round/17th Overall)
Zane Teilane (Western Illinois- 3rd Round/35th Overall)

2007 DRAFT

Ivory Latta (North Carolina- 1st Round/11th Overall)

2008 DRAFT

Alexis Hornbuckle (Tennessee- 1st Round/4th Overall)
Tasha Humphrey (Georgia- 1st Round/11th Overall)
Olayinka Sanni (West Virginia- 2nd Round/18th Overall)
Natasha Lacy (Texas-El Paso- 2nd Round/28th Overall)
Valeriya Berezhyńska (Rice- 3rd Round/42nd Overall)

2009 WNBA DRAFT

Sahvonte Zellous (Pittsburgh- 1st Round/4th Overall)
Britany Miller (Florida State- 2nd Round/18th Overall)
Tane Davis-Cain (Florida State- 3rd Round/42nd Overall)

2009 WNBA DISPERSAL DRAFT

Scholanda Dorrell (SAC-7th Overall)

2010 DRAFT

Amanda Thompson (Oklahoma- 2nd Round/19th Overall)
Vivian Frieson (Georgia- 3rd Round/31st Overall)

2011 DRAFT

Elizabeth Cambage (Australia- 1st Round/2nd Overall)
Kayla Pederson (Stanford- 1st Round/7th Overall)
Italle Lucas (North Carolina- 2nd Round/21st Overall)
Chasity Reed (Arkansas- Little Rock- 3rd Round/25th Overall)

2012 DRAFT

Glory Johnson (Tennessee- 1st Round/4th Overall)
Riquna Williams (Miami (FL)- 2nd Round/17th Overall)
Vicki Baugh (Tennessee- 3rd Round/25th Overall)
Lynetta Kizer (Maryland- 3rd Round/29th Overall)

2013 DRAFT

Skylar Diggins (Notre Dame- 1st Round/3rd Overall)
Angel Goodrich (Kansas- 3rd Round/29th Overall)

2014 DRAFT

Odyssey Sims (Baylor- 1st Round/2nd Overall)
Jordan Hooper (Nebraska- 2nd Round/13th Overall)
Theresa Plaizance (LSU- 3rd Round/27th Overall)

2015 DRAFT

Amanda Zahui B. (Minnesota- 1st Round/2nd Overall)
Brianna Kiesel (Pittsburgh- 2nd Round/13th Overall)
Mimi Mungedi (Nevada-Reno- 3rd Round/26th Overall)

2016 DRAFT

Aerial Powers (Michigan State- 1st Round/5th Overall)
Ruth Hamblin (Oregon State- 2nd Round/18th Overall)
Shakena Richardson (Seton Hall- 3rd Round/30th Overall)

2017 DRAFT

Evelyn Akhator (Kentucky- 1st Round/3rd Overall)
Alisha Gray (South Carolina- 1st Round/4th Overall)
Kayla Davis (South Carolina- 1st Round/10th Overall)
Breanna Lewis (Kansas State- 2nd Round/23rd Overall)
Saniya Chong (UConn- 3rd Round/26th Overall)

ALL-TIME WNBA AWARDS

MEDIA

THE ORGANIZATION

ARLINGTON

PLAYERS/COACHES

2016 RECAP

HISTORY

RECORDS

OPPONENTS

2017 SCHEDULE

COACH OF THE YEAR

Bill Laimbeer (2003)

SIXTH WOMAN OF THE YEAR

Plenette Pierson (2007)

Riquna Williams (2013)

ROOKIE OF THE YEAR

Cheryl Ford (2003)

MOST IMPROVED PLAYER

Skylar Diggins (2014)

WNBA PEAK PERFORMER OF THE YEAR REBOUNDS

Courtney Paris (2015)

Courtney Paris (2014)

ALL-WNBA FIRST TEAM

Deanna Nolan (2007)

Skylar Diggins (2014)

ALL-WNBA SECOND TEAM

Cindy Brown (1998)

Swin Cash (2003, 2004)

Cheryl Ford (2003, 2006)

Deanna Nolan (2003, 2008, 2009)

ALL-DEFENSIVE FIRST TEAM

Deanna Nolan (2007)

ALL-DEFENSIVE SECOND TEAM

Cheryl Ford (2006)

Glory Johnson (2013)

Deanna Nolan (2005, 2006, 2008, 2009)

Kaite Smith (2008)

ALL-ROOKIE TEAM

Kara Braxton (2005)

Elizabeth Cambage (2011)

Skylar Diggins (2013)

Glory Johnson (2012)

Aerial Powers (2016)

Odyssey Sims (2014)

Riquna Williams (2012)

Shavonte Zellous (2009)

ROOKIE OF THE MONTH

Odyssey Sims (July & August 2014)

WNBA ALL-STARS

Plenette Pierson (2015)

Skylar Diggins (2015)

Kara Braxton (2007)

Sandy Brondello (1999)

Elizabeth Cambage (2011)

Swin Cash (2003, 2005)

Skylar Diggins (2014)

Cheryl Ford (2003, 2005, 2006, 2007)

Glory Johnson (2013, 2014)

Deanna Nolan (2003, 2005, 2006, 2007)

Wendy Palmer (2000)

WNBA ALL-STARS (CON'T)

Ruth Riley (2005)

Katie Smith (2006, 2009)

WNBA ALL-STAR MVP

Cheryl Ford (2007)

WNBA FINALS MVP

Deanna Nolan (2006)

Ruth Riley (2003)

Katie Smith (2008)



REGULAR SEASON RECORDS//CAREER

MEDIA

THE ORGANIZATION

ARLINGTON

PLAYERS/COACHES

2016 RECAP

HISTORY

RECORDS

OPPONENTS

2017 SCHEDULE

GAMES

1. Deanna Nolan- 293
2. Elaine Powell- 265
3. Cheryl Ford- 196
4. Plenette Pierson- 185
5. Swin Cash- 183
6. Kara Braxton- 181
7. Barbara Farris- 171
8. Courtney Paris- 148
9. Katie Smith- 142
10. Astou Ndiaye-Diatta- 138

FIELD GOALS MADE

1. Deanna Nolan- 1474
2. Swin Cash- 817
3. Cheryl Ford - 780
4. Plenette Pierson- 659
5. Katie Smith- 576
6. Glory Johnson - 528
7. Kara Braxton- 524
8. Astou Ndiaye-Diatta- 520
9. Skylar Diggins- 485
10. Ruth Riley- 483

FREE THROWS MADE

1. Swin Cash- 699
2. Deanna Nolan- 679
3. Cheryl Ford- 556
4. Glory Johnson- 454
5. Plenette Pierson- 448
6. Katie Smith- 418
7. Skylar Diggins- 410
8. Odyssey Sims - 370
9. Dominique Canty- 296
10. Kara Braxton- 246

MINUTES

1. Deanna Nash- 9175
2. Swin Cash- 5689
3. Cheryl Ford- 5571
4. Katie Smith- 4748
5. Plenette Pierson - 4209
5. Ruth Riley- 3763
7. Elaine Powell- 3519
8. Glory Johnson- 3405
9. Courtney Paris- 3117
10. Skylar Diggins- 3091

FIELD GOALS ATTEMPTED

1. Deanna Nolan- 3546
2. Swin Cash- 1923
3. Cheryl Ford- 1706
4. Katie Smith - 1468
5. Katie Smith-1302
6. Odyssey Sims- 1237
7. Skylar Diggins- 1235
8. Kara Braxton- 1180
9. Glory Johnson- 1161
10. Astou Ndiaye-Diatta- 1125

FREE THROWS ATT.

1. Swin Cash- 956
2. Cheryl Ford- 935
3. Deanna Nolan- 837
4. Glory Johnson- 622
5. Plenette Pierson- 577
6. Skylar Diggins - 492
7. Katie Smith- 478
8. Odyssey Sims - 370
9. Dominique Canty- 417
10. Kara Braxton- 373

POINTS

1. Deanna Nolan- 3971
2. Swin Cash- 2369
3. Cheryl Ford- 2116
4. Plenette Pierson- 1927
5. Katie Smith- 1841
6. Glory Johnson- 1515
7. Skylar Diggins- 1468
8. Odyssey Sims- 1413
9. Kara Braxton- 1331
10. Ruth Riley- 1205

3-PT FIELD GOALS MADE

1. Deanna Nolan- 340
2. Katie Smith- 271
3. Ivory Latta- 155
4. Jordan Hooper - 112
5. Roneeka Hodges- 111
- t6. Odyssey Sims- 107
- t6. Jennifer Lacy- 107
8. Riquna Williams- 89
9. Skylar Diggins- 88
10. Karima Christmas- 79

REBOUNDS

1. Cheryl Ford- 1907
2. Deanna Nolan- 1112
3. Courtney Paris- 1107
4. Swin Cash- 1068
5. Glory Johnson- 956
6. Kara Braxton- 819
7. Plenette Pierson- 792
8. Ruth Riley- 721
9. Astou Ndyaye-Diatta- 633
10. Wendy Palmer- 574

POINTS PER GAME

1. Odyssey Sims- 15. 5
2. Skylar Diggins- 14.4
3. Sandy Brondello- 13.7
- t4. Deanna Nolan - 13.6
- t4. Deanna Nolan- 13.6
- t5. Elizabeth Cambage- 13.3
- t5. Glory Johnson - 13.3
7. Swin Cash- 12.9
8. Katie Smith- 12.6
9. Wendy Palmer- 12.3

3-PT FIELD GOALS ATT.

1. Deanna Nolan- 973
2. Katie Smith- 755
3. Riquna Williams- 424
4. Ivory Latta- 404
5. Odyssey Sims - 373
6. Jennifer Lacy- 365
7. Roneeka Hodges- 335
8. Skylar Diggins - 301
9. Karima Christmas- 236
10. Kedra Holland-Corn- 208

OFFENSIVE REBOUNDS

1. Cheryl Ford - 639
2. Courtney Paris - 406
3. Swin Cash - 379
4. Glory Johnson - 333
5. Plenette Pierson - 282
6. Kara Braxton - 279
7. Deanna Nolan - 234
8. Ruth Riley - 206
9. Tiffany Jackson - 204
10. Astou Ndiaye-Diatta - 199

REGULAR SEASON RECORDS//CAREER

DEFENSIVE REBOUNDS

1. Cheryl Ford - 1269
2. Deanna Nolan - 878
3. Courtney Paris - 701
4. Swin Cash - 689
5. Glory Johnson - 623
6. Ruth Riley - 515
7. Astou Ndiaye-Diatta - 434
8. Wendy Palmer - 415
9. Tiffany Jackson - 376
10. Katie Smith - 334

STEALS

1. Deanna Nolan- 388
2. Cheryl Ford- 224
3. Swin Cash- 175
4. Elaine Powell- 154
5. Glory Johnson- 148
6. Alexis Hornbuckle- 144
7. Dominique Canty- 127
8. Katie Smith- 125
- t9. Skylar Diggins- 105
- t9. Plenette Pierson- 105

PERSONAL FOULS

1. Cheryl Ford - 713
2. Deanna Nolan - 628
3. Plenette Pierson - 548
4. Ruth Riley - 490
5. Kara Braxton - 470
6. Swin Cash - 444
7. Jennifer Lacy - 343
8. Barbara Ferris - 323
9. Astou Ndiaye-Diatta - 288
10. Elaine Porter - 278

ASSISTS

1. Deanna Nolan- 930
2. Swin Cash- 568
3. Elaine Powell- 494
4. Katie Smith- 475
5. Skylar Diggins- 429
6. Odyssey Sims- 361
7. Plenette Pierson- 287
8. Dominique Canty- 273
9. Edwina Brown- 217
10. Ruth Riley- 205

BLOCKED SHOTS

1. Ruth Riley- 206
2. Cheryl Ford- 160
3. Courtney Paris- 132
4. Swin Cash- 113
5. Deanna Nolan- 101
6. Plenette Pierson- 100
7. Kara Braxton- 99
8. Astou Ndiaye-Diatta- 81
9. Elizabeth Cambage- 77
10. Anyana Walker- 61

TURNOVERS

1. Deanna Nolan - 669
2. Swin Cash - 505
3. Kara Braxton - 338
4. Plenette Pierson - 321
5. Elaine Powell - 288
6. Ruth Riley - 286
7. Katie Smith - 283
8. Skylar Diggins - 270
9. Glory Johnson - 244
10. Astou Ndiaye-Diatta - 221



REGULAR SEASON RECORDS

POINTS - SEASON

1. Skylar Diggins- 683 ('14)
2. Odyssey Sims - 569 ('14)
3. Deanna Nolan- 553 ('07)
4. Swin Cash- 548 ('03)
5. Deanna Nolan- 538 ('08)
6. Swin Cash- 526 ('04)
7. Deanna Nolan- 524 ('05)
8. Katie Smith- 500 ('08)
9. Ivory Little- 487 ('12)
10. Odyssey Sims- 476 ('16)

FREE THROW PERCENTAGE - SEASON

1. Sandy Brondello- .923 ('98)
2. Katie Smith- .918 ('09)
3. Elena Thornikidou- .914 ('00)
4. Katie Smith- .912 ('06)
5. Erin Phillips - .906 ('16)
6. Riquna Williams- .900 ('13)
- t7. Elena Tornikiou- .887 ('01)
- t7. Katie Smith- .887 ('08)
9. Odyssey Sims - .883 ('16)
10. Deanna Nolan- .863 ('08)

FIELD GOALS ATTEMPTED - SEASON

1. Skylar Diggins - 547 ('14)
2. Deanna Nolan - 525 ('09)
3. Odyssey Sims - 495 ('14)
4. Deanna Nolan- 480 ('07)
5. Deanna Nolan- 462 ('05)
6. Deanna Nolan- 435 ('04)
7. Swin Cash- 430 ('03)
8. Deanna Nolan- 425 ('06)
9. Katie Smith- 410 ('08)
10. Ivory Little- 407 ('12)

FG PERCENTAGE (MIN 100) - SEASON

1. Courtney Paris- .574 ('14)
2. Elizabeth Cambage- .561 ('13)
3. Courtney Paris - .548 ('16)
4. Chante Black- .537 ('10)
- t5. Kara Braxton- .527 ('09)
- t5. Katie Mattera- .527 ('07)
7. Razija Brcaninovic- .520 ('98)
8. Jennifer Azzi- .514 ('99)
- t9. Elizabeth Cambage- .506 ('00)
- t9. Elana Tornikidou- .506 ('00)

POINTS PER GAME - SEASON

1. Skylar Diggins- 20.1 ('14)
2. Skylar Diggins - 17.8 ('15)
3. Deanna Nolan- 16.9 ('09)
4. Swin Cash- 16.6 ('03)
5. Swin Cash- 16.4 ('04)
- t6. Deanna Nolan- 16.3 ('07)
- t6. Elizabeth Cambage- 16.3 ('03)
8. Odyssey Sims- 16.0 ('15)
- t9. Riquna Williams- 15.6 ('15)
- t9. Riquna Williams- 15.6 ('13)

3-POINT FG MADE - SEASON

1. Katie Smith- 76 ('08)
2. Ivory Latta- 69 ('12)
3. Katie Smith- 61 ('07)
4. Katie Smith- 59 ('06)
- t5. Katie Smith- 57 ('09)
- t5. Shanna Zolman- 57 ('10)
- t5. Candice Wiggins- 57 ('13)
8. Riquna Williams- 56 ('15)
9. Kedra Holland-Corn- 50 ('03)
10. Deanna Nolan- 48 ('03)

FREE THROWS MADE - SEASON

1. Skylar Diggins- 186 ('14)
2. Swin Cash- 173 ('02)
3. Swin Cash- 158 ('04)
4. Shavonte Zellous- 155 ('09)
5. Swin Cash- 146 ('03)
6. Glory Johnson- 139 ('14)
7. Riquna Williams- 136 ('15)
8. Katie Smith- 133 ('07)
- t9. Glory Johnson- 130 ('12)
- t9. Glory Johnson- 130 ('13)

MINUTES PLAYED - SEASON

1. Deanna Nolan- 1,213 ('05)
2. Skylar Diggins- 1,192 ('14)
3. Deanna Nolan- 1,175 ('07)
4. Katie Smith- 1,166 ('07)
- t5. Tiffany Jackson-Jones- 1,152 ('11)
- t5. Katie Smith- 1,152 ('08)
7. Deanna Nolan- 1,144 ('08)
8. Katie Smith- 1,140 ('06)
9. Deanna Nolan- 1,138 ('04)
10. Deanna Nolan- 1,113 ('09)

3-POINT FG ATTEMPTS - SEASON

1. Katie Smith- 211 ('08)
2. Katie Smith- 196 ('07)
3. Ivory Latta- 177 ('21)
4. Riquna Williams- 162 ('15)
5. Katie Smith- 161 ('06)
6. Candice Wiggins- 157 ('13)
7. Odyssey Sims - 150 ('16)
8. Jordan Hooper- 140 ('14)
9. Odyssey Sims- 136 ('14)
10. Shanna Zolman- 135 ('10)

FREE THROWS ATTEMPTED - SEASON

1. Swin Cash- 227 ('02)
2. Skylar Diggins- 221 ('14)
3. Swin Cash- 219 ('04)
4. Swin Cash- 214 ('03)
5. Cheryl Ford- 199 ('06)
6. Glory Johnson- 192 ('12)
7. Glory Johnson- 183 ('14)
8. Shavonte Zellous- 181 ('09)
9. Glory Johnson- 174 ('13)
10. Riquna Williams- 160 ('15)

FIELD GOALS MADE - SEASON

1. Deanna Nolan- 221 ('07)
2. Deanna Nolan- 216 ('08)
3. Deanna Nolan- 214 ('09)
4. Skylar Diggins- 199 ('14)
5. Swin Cash- 195 ('03)
6. Deanna Nolan- 184 ('05)
7. Swin Cash- 180 ('04)
8. Ivory Latta- 175 ('12)
9. Glory Johnson- 173 ('14)
10. Wendy Palmer- 167 ('00)

3FG PERCENTAGE (MIN 40) - SEASON

1. Temeka Johnson- .531 ('12)
2. Jennifer Azzi- .517 ('99)
3. Angel Goodrich - .500 ('14)
4. Sany Brondello- .487 ('99)
- t5. Ivory Latta- .449 ('07)
- t5. Elena Tornikidou- .449 ('01)
7. Skylar Diggins - .448 ('15)
8. Katie Smith- .432 ('09)
9. Shanna Zolman- .422 ('10)
10. Deanna Nolan- .421 ('03)

REGULAR SEASON RECORDS

REBOUNDS - SEASON

1. Cheryl Ford- 363 ('06)
2. Courtney Paris- 347 ('14)
3. Cheryl Ford- 334 ('03)
4. Cheryl Ford- 322 ('05)
5. Courtney Paris- 317 ('15)
6. Glory Johnson- 305 ('14)
7. Cindy Brown- 301 ('98)
8. Cheryl Ford- 297 ('04)
9. Tiffany Jackson-Jones- 286 ('11)
10. Courtney Paris - 271 ('16)

TURNOVERS - SEASON

1. Swin Cash- 108 ('03)
- t2. Swin Cash- 100 ('02)
- t2. Deanna Nolan- 100 ('05)
4. Skylar Diggins- 97 ('14)
5. Tiffany Jackson-Jones- 95 ('11)
6. Skylar Diggins- 92 ('13)
7. Deanna Nolan- 90 ('04)
8. Swin Cash- 88 ('06)
9. Glory Johnson- 87 ('14)
- t10. Scholanda Dorrell- 86 ('10)
- t10. Odyssey Sims - 86 ('16)

ASSISTS - SEASON

1. Skylar Diggins- 170 ('14)
2. Deanna Nolan- 150 ('08)
3. Odyssey Sims- 142 ('14)
4. Katie Smith- 137 ('08)
- t5. Swin Cash- 135 ('14)
- t5. Temeka Johnson- 135 ('12)
7. Elaine Powell- 134 ('04)
8. Deanna Nolan- 132 ('07)
9. Odyssey Sims - 131 ('16)
9. Delain Powell- 129 ('06)

PERSONAL FOULS - SEASON

1. Cheryl Ford- 143 ('05)
2. Ruth Riley- 131 ('05)
3. Ruth Riley- 128 ('03)
4. Ruth Riley- 121 ('04)
5. Cheryl Ford- 118 ('04)
6. Courtney Paris- 115 ('14)
7. Cheryl Ford- 114 ('06)
8. Wendy Palmer- 112 ('00)
- t9. Shavonte Zellous- 111 ('09)
- t9. Courtney Paris - 111 ('16)

STEALS - SEASON

1. Alexis Hornbuckle- 79 ('08)
2. Glory Johnson- 73 ('12)
3. Deanna Nolan- 66 ('04)
4. Deanna Nolan- 55 ('05)
5. Scholanda Dorrell- 53 ('10)
- t6. Cindy Brown- 51 ('98)
- t6. Riquna Williams- 51 ('12)
8. Skylar Diggins- 50 ('14)
- t9. Dominique Canty- 49 ('00)
- t9. Deanna Nolan- 49 ('07)



TEAM SEASON RECORDS

MOST POINTS IN A GAME

Game-117 at Phoenix, 6/8/2016 (3OT)
 Quarter- 14 at Washington (1st), 7/18/08
 Halftime- 62 vs. Chicago, 6/6/15
 Overtime - 18 at Connecticut, 6/22/03

LEAST POINTS IN A GAME

Game-40 at Houston, 7/6/02
 Quarter- 14 at Washington (1st), 7/18/08
 Halftime- 8 at Houston, 7/6/02
 Overtime - 1 at Utah, 7/6/99 (2OT)

MOST FIELD GOALS MADE

Season - 1000 (29.4), 2014
 Game- 42 vs. Phoenix, 9/1/09

LEAST FIELD GOALS MADE

Season - 766 (23.9), 2002
 Game- 14 at Phoenix, 8/11/13

MOST FIELD GOALS ATTEMPTED

Season - 2387 (70.2), 2016
 Game- 94 vs. Washington, 7/10/99 (2OT)

LEAST FIELD GOALS ATTEMPTED

Season - 2004 (58.9), 2003
 Game- 42 at Phoenix, 7/26/01
 vs. Charlotte, 6/10/05

HIGHEST FIELD GOAL PERCENTAGE

Season - 2004 (58.9), 2003
 Game- 42 at Phoenix, 7/26/01
 vs. Charlotte, 6/10/05

LOWEST FIELD GOAL PERCENTAGE

Season - .395 (907/2298), 2015
 Game- .243 (17/70), at Washington, 6/30/13

MOST 3-POINT FG MADE

Season - 271 (8.0), 2012
 Game- 15, at New York, 6/14/16

LEAST 3-POINT FG MADE

Season - 62 (1.8), 2004
 Game- 0, Many Times

MOST 3-POINT FG ATTEMPTED

Season - 742 (21.8), 2016
 Game- 34, vs. Phoenix, 6/16/13 (OT)
 at New York, 6/14/16

LEAST 3-POINT FG ATTEMPTED

Season - 209 (6.2), 2004
 Game- 1, at Charlotte, 9/4/04

LEAST 3-POINT FG ATTEMPTED

Season - 209 (6.2), 2004
 Game- 1, at Charlotte, 9/4/04

HIGHEST 3-POINT FG PERCENTAGE

Season - .387 (125/323), 2003
 Game-

LOWEST 3-POINT FG PERCENTAGE

Season - .278 (76/273), 2000
 Game-

MOST FREE THROWS MADE

Season - 661 (19.4), 2016
 Game- 41, at Phoenix, 6/18/16 (3 OT)

LEAST FREE THROWS MADE

Season - 412 (12.9), 2001
 Game - 2, at Sacramento, 6/6/08

MOST FREE THROWS ATTEMPTED

Season - 882 (25.9), 2003
 Game- 54, vs Indiana, 6/18/00

LEAST FREE THROWS ATTEMPTED

Season - 542 (16.9), 2001
 Game - 4, vs. Houston, 8/7/98
 at Seattle, 7/25/12
 at San Antonio, 8/25/12

HIGHEST FREE THROW PERCENTAGE

Season - .804 (661/822), 2016
 Game- 1.000 vs. Houston, 8/7/98 (4/4)
 at Charlotte, 6/27/01 (8/8)
 vs. New York, 5/25/08 (8/8)
 at Seattle, July 25, 2010 (4/4)
 at Seattle, August 25, 2011 (8/8)
 at Seattle, September 14, 2013 (19/19)
 at Minnesota, June 5, 2015 (12/12)
 at Los Angeles, June 28, 2016 (7/7)

LOWEST FREE THROW PERCENTAGE

Season - .658 (509/774), 2005
 Game- .333 (2/6), at Sacramento, 6/6/08

MOST REBOUNDS

Season - 1311 (38.6), 2007
 Game- 62, vs. Connecticut, 7/19/13

LEAST REBOUNDS

Season - 1311 (38.6), 2007
 Game- 62, vs. Connecticut, 7/19/13

TEAM SEASON RECORDS

MOST OFFENSIVE REBOUNDS

Season - 412 (12.1), 2005
Game- 30, at San Antonio, 6/14/15

LEAST OFFENSIVE REBOUNDS

Season - 303 (8.9), 2011
Game- 2, at Chicago, 6/2/13
vs. Indiana, 8/30/15

MOST DEFENSIVE REBOUNDS

Season - 931 (27.4), 2007
Game- 42, VS. Phoenix, 7/8/07

LEAST DEFENSIVE REBOUNDS

Season - 621 (19.4), 2001
Game - 10, vs. Utah, 8/7/01

MOST ASSISTS

Season - 931 (27.4), 2007
Game- 42, VS. Phoenix, 7/8/07

LEAST ASSISTS

Season - 621 (19.4), 2001
Game - 10, vs. Utah, 8/7/01

MOST PERSONAL FOULS

Season - 728 (22.8), 1999
Game - 34, at Orlando, 8/18/99
at Indiana, 5.20, 06
vs. Minnesota, 6/20/08 (OT)

LEAST PERSONAL FOULS

Season - 605 (17.8), 2003
Game- 7, vs. Washington, 8/25/03

MOST STEALS

Season - 332 (9.8), 2010
Game - 20, vs. Indiana, 6/18/00

LEAST STEALS

Season - 213 (6.26), 2006
Game -0, vs. Indiana, 8/11/07

MOST BLOCKED SHOTS

Season - 158 (4.7), 2003
Game - 12, at Minnesota, 5/23/10

LEAST BLOCKED SHOTS

Season - 82 (2.6), 2001
Game -0, Many Times. Most Recent:
vs. Phoenix, 7/5/16

MOST TURNOVERS

Season - 616 (18.1), 2010
Game- 29, at San Antonio, 6/11/10

LEAST TURNOVERS

Season - 427 (12.6), 2015
Game - 5 vs. Minnesota, June 14, 2013
vs. Phoenix, August 20, 2013
vs. Los Angeles, July 11, 2015

VS. OPPONENTS

MOST POINTS ALLOWED

Season - 3053 (89.8), 2010

LEAST POINTS ALLOWED

Season - 2287 (67.3), 2005
Game - 40, vs. Indiana, 8/25/05

HIGHEST OPPONENT FIELD GOAL PERCENTAGE

Season - .484 (1046//2159), 2011

LOWEST OPPONENT FIELD GOAL PERCENTAGE

Season - .388 (840/2164), 2006
Game - .238 (15/63) vs. Seattle, 6/9/15

MOST TURNOVERS

Season - 624 (18.6), 2012
Game- 32, at Washington, 5/26/12

LEAST TURNOVERS

Season - 461, (13.56), 2016

MISCELLANEOUS HIGHS

Most Points	2,764 (2014)
Highest Scoring Average	82.6 (2016)
Personal Fouls	766 (2009)
Most Victories	25 (2003)
Best Winning Percentage	.735 [25-9] (2003)
Most Home Victories	14 (2006 & 2008)
Most Road Victories	12 (2003 & 2007)
Most Consecutive Games Won	8 (2003, 2006 & 2015)
Most Consecutive Games Won, One Season	(2003 & 2015)
Most Consecutive Home Games Won	13 (7/20/05-6/25/06)
Most Consecutive Road Games Won	6 (6/2-22/07 & 7/12-8/3/07)
Most Overtime Games In A Season	7 (2009)
Most Overtime Periods In A Game	3 (6/18/16)
Most Consecutive Games In A Season	3 (6/22-28/14)
Most Overtime Games Won In A Season	4 (2003)
Best Winning Percentage, Homes Games In A Season	.824 [14-3] (2006 & 2008)
Best Wining Percentage, Road Games In A Season	.706 [12-5] (2003 & 2007)

MISCELLANEOUS LOWS

Fewest Points	2,087 (1998)
Personal Fouls	602 (2001)
Disqualifications	0 (2010)
Lowest Winning Percentage	.088 [3-31] (2011)
Fewest Home Victories	2 (2011)
Fewest Road Victories	1 (2011)
Most Consecutive Games Lost	10 (6/21-8/25/11)
Most Consecutive Games Lost, One Season	20 (6/21-8/25/11)
Most Consecutive Home Games Lost	11 (6/21/8/23/11)
Most Consecutive Road Games Lost	22 (7/17/10-8/25/11)
Most Overtime Games Lost In A Season	5 (2013)
Lowest Winning Percentage, Home Games In A Season	.118 [2-15] (2011)
Lowest Winning Percentage, Road Games In A Season	.059 [1-6] (2011)

YEAR BY YEAR LEADERS

POINTS

2016 - Odyssey Sims (476)
2015- Riquna Williams (452)
2014- Skylar Diggins (683)
2013- Glory Johnson (435)
2012- Ivory Latta (487)
2011- Tiffany Jackson-Jones (423)
2010- Schlanda Dorrell (405)
2009- Deanna Nolan (559)
2008- Deanna Nolan (538)
2007- Deanna Nolan (553)
2006- Deanna Nolan (468)
2005- Deanna Nolan (524)
2004- Swin Cash (526)
2003- Swin Cash (548)
2002- Swin Cash (474)
2001- Astou Ndiaye-Diatta (376)
2000- Wendy Palmer (441)
1999- Sandy Brondello (424)
1998- Sandy Brondello (426)

SCORING AVERAGE

2016 - Odyssey Sims (14.0)
2015- Odyssey Sims (16.0)
2014- Skylar Diggins (20.1)
2013- Elizabeth Cabbage (16.3)
2012- Ivory Latta (14.3)
2011- Tiffany Jackson-Jones (12.4)
2010- Ivory Latta (12.4)
2009- Deanna Nolan (16.9)
2008- Deanna Nolan (15.8)
2007- Deanna Nolan (16.3)
2006- Ford/Nolan (13.8)
2005- Deanna Nolan (15.9)
2004- Swin Cash (16.4)
2003- Swin Cash (16.6)
2002- Swin Cash (14.8)
2001- Astou Ndiaye-Diatta (11.8)
2000- Wendy Palmer (13.8)
1999- Sandy Brondello (13.3)
1998- Sandy Brondello (14.2)

MINUTES

2016 - Odyssey Sims (1074)
2015- Karima Christmas (919)
2014- Skylar Diggins (1192)
2013- Candice Wiggins (876)
2012- Ivory Latta (962)
2011- Tiffany Jackson-Jones (1152)
2010- Scholanda Dorrell (836)
2009- Deanna Nolan (1113)
2008- Katie Smith (1152)
2007- Deanna Nolan (1175)
2006- Katie Smith (1140)
2005- Deanna Nolan (1213)
2004- Deanna Nolan (1138)
2003- Swin Cash (1097)
2002- Swin Cash (1079)
2001- Astou Ndiaye-Diatta (913)
2000- Wendy Palmer (914)
1999- Sandy Brondello (1002)
1998- Sandy Brondello (993)

FIELD GOALS MADE

2016 - Odyssey Sims (153)
2015- Plenette Pierson (152)
2014- Skylar Diggins (199)
2013- Glory Johnson (152)
2012- Ivory Latta (175)
2011- Tiffany Jackson-Jones (151)
2010- Sholanda Dorrell (145)
2009- Deanna Nolan (214)
2008- Deanna Nolan (216)
2007- Deanna Nolan (221)
2006- Deanna Nolan (172)
2005- Deanna Nolan (184)
2004- Swin Cash (180)
2003- Swin Cash (195)
2002- Swin Cash (144)
2001- Astou Ndiaye-Diatta (156)
2000- Wendy Palmer (167)
1999- Sandy Brondello (152)
1998- Sandey Brondello (157)

FIELD GOALS ATTEMPTED

2016- Odyssey Sims (433)
2015- Riquna Williams (369)
2014- Skylar Diggins (431)
2013- Riquna Williams (350)
2012- Ivory Latta (407)
2011- Tiffany Jackson- Jones (331)
2010- Scholanda Dorrell (361)
2009- Deanna Nolan (525)
2008- Deanna Nolan (465)
2007- Deanna Nolan (480)
2006- Deanna Nolan (425)
2005- Deanna Nolan (462)
2004- Deanna Nolan (435)
2003- Swin Cash (430)
2002- Swin Cash (353)
2001- Astou Ndiaye-Diatta (341)
2000- Wendy Palmer (373)
1999- Sandy Brondello (347)
1998- Sandy Brondello (367)

FG PERCENTAGE (MIN. 100 ATT.)

2016 - Courtney Paris (.548)
2015- Tiffany Jackson (.500)
2014- Courtney Paris (.574)
2013- Elizabeth Cabbage (.561)
2012- Glory Johnson (.482)
2011- Elizabeth Cabbage (.511)
2010- Chante Black (.537)
2009- Kara Braxton (.527)
2008- Cheryl Ford (.481)
2007- Katie Matterna (.527)
2006- Cheryl Ford (.498)
2005- Kara Braxton (.462)
2004- Swin Cash (.469)
2003- Ruth Riley (.498)
2002- Astou Ndiaye-Diatta (.467)
2001- Astou Ndiaye-Diatta (.457)
2000- Elena Tornikidou (.506)
1999- Jennifer Azzi (.514)
1998- Razija Brcaninovic (.520)

MEDIA

THE ORGANIZATION

ARLINGTON

PLAYERS/COACHES

2016 RECAP

HISTORY

RECORDS

OPPONENTS

2017 SCHEDULE

YEAR BY YEAR LEADERS

FREE THROWS MADE

2016 - Karima Christmas (129)
2015- Riquna Williams (136)
2014- Skylar Diggins (186)
2013- Glory Johnson (130)
2012- Glory Johnson (130)
2011- Tiffany Jackson- Jones (121)
2010- Scholanda Dorrell (92)
2009- Shavonte Zellous (155)
2008- Katie Smith (110)
2007- Katie Smith (133)
2006- Cheryl Ford (129)
2005- Deanna Nolan (128)
2004- Swin Cash (158)
2003- Swin Cash (146)
2002- Swin Cash (173)
2001- Elena Tornikidou (63)
2000- Wendy Palmer (95)
1999- Doninique Canty (94)
1998- Sandy Brondello (96)

FT PERCENTAGE (MIN. 60 ATT.)

2016 - Erin Phillips (.906)
2015- Riquna Williams (.850)
2014- Skylar Diggins (.842)
2013- Riquna Williams (.900)
2012- Johnson/Latta (.840)
2011- Elizabeth Cambage (.794)
2010- Amber Holt (.802)
2009- Katie Smith (.918)
2008- Katie Smith (.887)
2007- Katie Smith (.847)
2006- Katie Smith (.912)
2005- Nolan/Riley (.800)
2004- Ruth Riley (.816)
2003- Deanna Nolan (.792)
2002- Swin Cash (.762)
2001- Elana Tornikidou (.887)
2000- Elana Tornikidou (.914)
1999- Sandy Brondello (.847)
1998- Sandy Brondello (.923)

3-POINTERS ATTEMPTED

2016 - Odyssey Sims (150)
2015- Riquna Williams (162)
2014- Jordan Hooper (140)
2013- Candice Wiggins (157)
2012- Ivory Latta (177)
2011- Andrea Riley (112)
2010- Shanna Zolman (135)
2009- Katie Smith (132)
2008- Katie Smith (211)
2007- Katie Smith (196)
2006- Katie Smith (161)
2005- Deanna Nolan (90)
2004- Deanna Nolan (114)
2003- Kedra Holland-Corn (124)
2002- Deanna Nolan (114)
2001- Jae Kingi-Cross (88)
2000- Claudia Neves (92)
1999- Sandy Brondello (76)
1998- Korie Hlede (74)

FREE THROWS ATTEMPTED

2016 - Karima Christmas (162)
2015- Riquna Williams (160)
2014- Skylar Diggins (221)
2013- Glory Johnson (174)
2012- Glory Johnson (192)
2011- Tiffany Jackson-Jones (156)
2010- Scholanda Dorrell (130)
2009- Shavonte Zellous (181)
2008- Katie Smith (124)
2007- Katie Smith (157)
2006- Cheryl Ford (199)
2005- Deanna Nolan (160)
2004- Swin Cash (219)
2003- Swin Cash (214)
2002- Swin Cash (227)
2001- Astou Ndiaye-Diatta (76)
2000- Wendy Palmer (135)
1999- Dominique Canty (136)
1998- Cindy Brown (114)

3-POINTERS MADE

2016 - Odyssey Sims (42)
2015- Riquna Williams (56)
2014- Odyssey Sims (47)
2013- Candice Wiggins (57)
2012- Ivory Latta (69)
2011- Ivory Latta (34)
2010- Shanna Zolman (57)
2009- Katie Smith (57)
2008- Katie Smith (76)
2007- Katie Smith (61)
2006- Katie Smith (59)
2005- Deanna Nolan (28)
2004- Deanna Nolan (33)
2003- Kendra Holland-Corn (50)
2002- Deanna Nolan (42)
2001- Jae Kingi-Cross (33)
2000- Claudia Neves (28)
1999- Sandy Brondello (37)
1998- Korie Hlede (29)

3-POINTER PCT (MIN. 40 ATT.)

2016 - Erin Phillips (.383)
2015- Karima Christmas (.386)
2014- Odyssey Sims (.346)
2013- Riquna Williams (.381)
2012- Temeka Johnson (.531)
2011- Ivory Latta (.351)
2010- Shanna Zolman (.422)
2009- Katie Smith (.432)
2008- Deanna Nolan (.374)
2007- Ivory Latta (.449)
2006- Katie Smith (.366)
2005- Katie Smith (.327)
2004- Deanna Nolan (.289)
2003- Deanna Nolan (.421)
2002- Deanna Nolan (.368)
2001- Elana Tornikidou (.449)
2000- Anna DeForge (.321)
1999- Jennifer Azzi (.517)
1998- Korie Hlede (.392)

YEAR BY YEAR LEADERS

REBOUNDS

2016 - Courtney Paris (271)
2015- Courtney Paris (317)
2014- Courtney Paris (258)
2013- Glory Johnson (332)
2012- Glory Johnson (232)
2011- Tiffany Jackson-Jones (286)
2010- Chante Black (222)
2009- Taj McWilliams-Franklin (225)
2008- Cheryl Ford (208)
2007- Plenette Pierson (197)
2006- Cheryl Ford (363)
2005- Cheryl Ford (322)
2004- Cheryl Ford (297)
2003- Cheryl Ford (334)
2002- Swin Cash (222)
2001- Astou Ndiaye-Diatta (171)
2000- Wendy Palmer (219)
1999- Val Whiting-Raymond (207)
1998- Cindy Brown (301)

ASSISTS

2016 - Odyssey Sims (131)
2015- Odyssey Sims (88)
2014- Skylar Diggins (170)
2013- Skylar Diggins (123)
2012- Temeka Johnson (135)
2011- Ivory Latta (77)
2010- Ivory Latta (71)
2009- Deanna Nolan (116)
2008- Deanna Nolan (150)
2007- Deanna Nolan (132)
2006- Deanna Nolan (124)
2005- Deanna Nolan (121)
2004- Swin Cash (135)
2003- Elaine Powell (129)
2002- Swin Cash (135)
2001- Edwina Brown (87)
2000- Canty/Tornikidou (82)
1999- Jennifer Azzi- 106
1998- Sandy Brondello (98)

PERSONAL FOULS

2016 - Courtney Paris (111)
2015- Courtney Paris (105)
2014- Courtney Paris (115)
2013- Candice Wiggins (93)
2012- Glory Johnson (103)
2011- Elizabeth Cabbage (95)
2010- Scholanda Dorrell (93)
2009- Shavonte Zellous (111)
2008- Plenette Pierson (99)
2007- Plenette Pierson (110)
2006- Cheryl Ford (114)
2005- Cheryl Ford (143)
2004- Ruth Riley (121)
2003- Ruth Riley (128)
2002- Swin Cash (85)
2001- Edwina Brown (83)
2000- Wendy Palmer (112)
1999- Jennifer Azzi (103)
1998- Cindy Brown (105)

STEALS

2016 - Karima Christmas (41)
2015- Riquna Williams (43)
2014- Skylar Diggins (50)
2013- Skylar Diggins (41)
2012- Glory Johnson (73)
2011- Tiffany Jackson-Jones (40)
2010- Scholanda Dorrell (53)
2009- Deanna Nolan (44)
2008- Alexis Hornbuckle (79)
2007- Deanna Nolan (49)
2006- Deanna Nolan (47)
2005- Deanna Nolan (55)
2004- Deanna Nolan (66)
2003- Elaine Powell (45)
2002- Swin Cash (37)
2001- Edwina Brown (33)
2000- Dominique Canty (49)
1999- Val Whiting-Raymond (40)
1998- Cindy Brown

TURNOVERS

2016 - Odyssey Sims (86)
2015- Odyssey Sims (64)
2014- Skylar Diggins (97)
2013- Skylar Diggins (92)
2012- Temeka Johnson (79)
2011- Tiffany Jackson-Jones (95)
2010- Scholanda Dorrell (86)
2009- Shavonte Zellous (77)
2008- Katie Smith (80)
2007- Deanna Nolan (82)
2006- Swin Cash (88)
2005- Deanna Nolan (100)
2004- Deanna Nolan (90)
2003- Swin Cash (108)
2002- Swin Cash (100)
2001- Astou Ndiaye-Diatta (73)
2000- Tornikidou/Brown (68)
1999- Sandy Brondello (75)
1998- Korie Hlede (88)

BLOCKED SHOTS

2016 - Courtney Paris (29)
2015- Courtney Paris (41)
2014- Courtney Paris (36)
2013- Elizabeth Cabbage (48)
2012- Glory Johnson (20)
2011- Elizabeth Cabbage (48)
2010- Chante Black (54)
2009- Kara Braxton (18)
2008- Plenette Pierson (34)
2007- Plenette Pierson (29)
2006- Ruth Riley (49)
2005- Ford/Riley (46)
2004- Ruth Riley (53)
2003- Ruth Riley (58)
2002- Ayana Walker (34)
2001- Astou Ndiaye-Diatta (28)
2000- Astou Ndiaye-Diatta (22)
1999- Val Whiting-Raymond (31)
1998- Razija Brcaninovic (26)

MEDIA

THE ORGANIZATION

ARLINGTON

PLAYERS/COACHES

2016 RECAP

HISTORY

RECORDS

OPPONENTS

2017 SCHEDULE

ATLANTA DREAM

101 Marietta Street, NW
 Suite 200
 Atlanta, Georgia 30303
 877.977.7729/Fax 678.510.7489

Founded 2008
 Conference..... Eastern
 Team Colors.....Dream Blue & Dream Red
 Arena..... Phillips Arena (10,160)
 Radio Station 1230 WFOM/1340 WALR
 Television Fox Sports Southeast
 Official Website..... www.atlantadream.net
 Facebook..... facebook.com/AtlantaDream
 Twitter @AtlantaDream

Senior Manager of Broadcasting & Communication
 Dan Goldberger
 Email: dan.goldberger@atlantadream.net
 Phone: 303.908.0439

Ownership..... Mary Brock, Kelly Loeffler
 Team President Theresa Wenzel
 Head Coach Michael Cooper
 Assistant Coach..... Karleen Thompson
 Assistant Coach..... Miles Cooper



ATLANTA DREAM 2016 RECORD

17-17 4th in Eastern Conference

SERIES RECORDS (REG. SEASON)

Largest Wings Winning Margin..... 27- July 21, 2013 (90-63)
 Largest Wings Losing Margin..... 21- September 4, 2011 (73-52)
 Most Points Scored 100- June 29, 2008 (100-92 W)
 Most Points Allowed..... 105- July 27, 2010 (105-89 L)
 Fewest Points Scored..... 52- September 2, 2011 (73-52 L)
 Fewest Points Allowed..... 73- September 2, 2011 (73-52 L)

WINGS INDIVIDUAL RECORDS

Points 35, Riquana Williams on 8/9/15
 Rebounds 17, Tiffany Jackson-Jones on 7/26/11
 Assists 8, Temeka Johnson on 6/29/12

DREAM INDIVIDUAL RECORDS

Points 37, Angel McCoughtry on 7/26/11
 Rebounds 18, Ericka DeSouza on 5/23/08
 Assists 13, Nikki Teasley on 6/26/09

ALL-TIME SERIES RESULTS (OVERALL, HOME, AWAY)

2008 (3-0, 1-0, 2-0)
 May 23 @ ATL 88-76 W
 June 22 @ ATL 97-76 W
 June 29 ATL 100-92 W
 2009 (3-3, 2-1, 1-2)
 June 26 @ ATL 86-96 L
 July 22 ATL..... 95-98 L
 August 13 @ ATL 75-80 L
 August 27 ATL..... 87-83 W
 PLAYOFFS
 September 16 ATL..... 94-89 W*
 September 18 @ ATL..... 94-79 W*
 2010..... (0-2, 0-1, 0-1)
 June 23 @ ATL 90-96 L
 July 27 ATL..... 89-105 L

OPPONENTS

2011..... (0-2, 0-1, 0-1)
 July 26 ATL..... 68-76 L
 September 4 @ ATL..... 52-73 L
 2012..... (1-1, 0-1, 1-0)
 June 29 ATL 92-102 L
 August 28 @ ATL..... 84-80 W
 2013..... (1-1, 1-0, 0-1)
 May 25 @ ATL 81-98 L
 July 21 ATL..... 90-63 W
 2014..... (0-2, 0-1, 0-1)
 July 31 ATL 75-85 L
 August 15 @ ATL..... 76-92 L
 2015 (1-1, 0-1, 1-0)
 July 7 @ ATL 85-75 W
 August 9 ATL..... 90-98 L
 2016..... (0-3, 0-1, 0-2, 0-3)
 May 27 ATL..... 93-102 L
 July 8 @ ATL 90-95 L
 July 22 @ATL 93-88 L
 OVERALL REGULAR SERIES RECORD 7-15
 OVERALL SERIES RECORD..... 9-15
 OVERALL HOME RECORD 4-7
 OVERALL ROAD RECORD 5-8
 *PLAYOFFS 2-0

CHICAGO SKY

5500 Howard Street
 Skokie, Illinois 60077
 312.828.9550/Fax 847.676.4303

Founded 2006
 Team Colors..... Sky Blue & Yellow
 Arena Allstate Arena (7,000)
 Radio Station WVON
 Television CN 1000
 Official Website www.ChicagoSky.net
 Facebook facebook.com/ChicagoSky
 Twitter @WNBAChicagoSky

Manager of Media and Communications
 Diana Sweis
 Email: dsweis@chicagosky.net
 Phone: 312.994.5984

Principal Owner..... Michael Alter
 Chairman/Minority Owner Margaret Stender
 President & CEO Adam Fox
 General Manager and Head Coach Amber Stocks
 Assistant Coach Christie Sides
 Assistant Coach Jonah Herscu



CHICAGO SKY 2016 RECORD

21-13..... 2nd place in Eastern Conference

SERIES RECORDS (REG. SEASON)

Largest Wings Winning Margin..... 34- August 10, 2006 (82-48)
 Largest Wings Losing Margin 25- June 5, 2010 (95-70)
 Most Points Scored 105- June 22, 2014 (105-99 W)
 Most Points Allowed 98- June 8, 2012 (98-91 L)
 Fewest Points Scored 54- July 13, 2011 (72-54 L)
 Fewest Points Allowed 48- August 10, 2006 (82-48 W)

WINGS INDIVIDUAL RECORDS

Points 25, Ivory Latta on 6/8/12
 Rebounds 14, Ruth Riley on 6/4/06
 Assists 8, Brianna Kiesel on 9/11/15

SKY INDIVIDUAL RECORDS

Points 40, Elena Delle Donne on 6/6/15
 Rebounds 21, Sylvia Fowles on 6/8/12
 Assists 9, Candice Dupree on 9/11/15

ALL-TIME SERIES RESULTS (OVERALL, HOME, AWAY)

2006 (4-0, 2-0, 2-0)
 June 4 @ CHI 81-66 W
 July 22 CHI 89-70 W
 August 4 @ CHI 76-49 W
 August 10 CHI 82-48 W
 2007 (3-1, 1-1, 2-0)
 July 10 CHI 92-84 W
 July 12 @ CHI 78-65 W
 July 16 CHI 73-83 L
 August 3 @ CHI 66-60 W
 2008 (1-2, 1-0, 0-2)

June 28 @ CHI 59-76 L
 July 16 CHI 66-63 W
 August 31 @ CHI 81-82 L

2009 (4-0, 2-0, 2-0)
 August 9 CHI 64-58 W
 August 22 @ CHI 76-67 W
 September 6 CHI 84-75 W
 September 12 @ CHI 80-69 W

2010 (1-1, 1-0, 0-1)
 June 5 @ CHI 70-95 L
 August 21 CHI 84-71 W

2011 (0-2, 0-1, 0-1)
 July 13 @ CHI 54-72 L
 July 28 CHI 55-64 L

2012 (1-1, 1-0, 0-1)
 June 8 @ CHI 91-98 L
 August 24 CHI 81-78 W

2013 (1-1, 0-1, 0-1)
 June 2 @ CHI 71-92 L
 June 20 CHI 83-74 W

2014 (2-0, 1-0, 1-0)
 June 22 @ CHI 105-99 W- OT
 July 27 CHI 79-69 W

2015 (1-1, 1-0, 0-1)
 June 6 CHI 101-93 W
 September 11 @ CHI 71-92 L

2016..... (0-3, 0-1, 0-2)
 May 29 DAL 92-87 L
 July 15 @ CHI 84-77 L
 August 28 DAL 92-85 L

OVERALL SERIES RECORD 18-12
 OVERALL HOME RECORD 11-4
 OVERALL ROAD RECORD 7-8

CONNECTICUT SUN

1 Mohegan Sun Boulevard
 Uncasville, Connecticut
 860.862.4000/Fax 860.862.4010

Founded 2003
 1999-2002, Orlando Miracle
 Team Colors..... Navy Blue, Orange, Red, Gold
 Arena..... Mohegan Sun Arena (9,518)
 TelevisionMYTV9
 Official Website..... www.ConnecticutSun.com
 Facebook..... facebook.com/ConnecticutSun
 Twitter @ConnecticutSun

Public & Community Relations Manager
 Bill Tavares
 Email: btavares@connecticutsun.com
 Phone: 860.961.0240

Ownership..... Mohegan Sun
 CEO..... Mitchell Etes
 Vice PresidentAmber Cox
 Head Coach & GM..... Curt Miller
 Assistant Coach..... Steve Smith
 Assistant Coach..... Nicki Collen



OPPONENTS

CONNECTICUT SUN 2016 RECORD

14-20 5th in Eastern Conference

SERIES RECORDS (REG. SEASON)

Largest Wings Winning Margin.....23- August 13, 2006 (88-65 W)
 Largest Wings Losing Margin.....29- August 6, 2000 (92-63 L)
 Most Points Scored 103- June 5, 2003 (103-89 W)
 Most Points Allowed 101- June 29, 2009 (101-89 L)
 Fewest Points Scored..... 58- August 11, 2002 (71-58 L)
 Fewest Points Allowed.....50- July 8, 2003 (66-50 W)

WINGS INDIVIDUAL RECORDS

Points36, Deanna Nolan on 7/24/07
 Rebounds21, Cheryl Ford on 6/22/03
 Assists10, Twice last by Katie Smith on 6/15/07

SUN INDIVIDUAL RECORDS

Points 33, Lindsey Whalen on 6/24/07
 Rebounds 12, Twice last by Taj McWilliams-Franklin on 8/18/99
 Assists 13, Lindsey Whalen on 6/27/04

ALL-TIME SERIES RESULTS (OVERALL, HOME, AWAY)

1999.....(3-1, 2-0, 1-1)	July 29 ORL 64-62 W
June 17 ORL..... 79-74 W	
July 12 @ ORL..... 76-67 W	2002.....(0-3, 0-1, 0-2)
August 18 @ ORL..... 81-93 L	May 30 @ ORL.....66-80 L
August 21 ORL 74-68 W	June 21 ORL.....59-80 L
	August 11 @ ORL.....58-71 L
2000.....(0-3, 0-1, 0-2)	2003.....(6-0, 3-0, 3-0)
July 9 ORL 62-68 L	June 5 CON 103-89 W
July 19 @ ORL..... 78-88 L	June 22 @ CON..... 82-73 W- OT
August 6 @ ORL..... 63-92 L	July 8 CON 66-50 W
	August 5 @ CON..... 78-61 W
2001.....(1-2, 1-1, 0-1)	September 5 @ CON .73-63 W*
June 5 ORL..... 71-92 L	September 7 CON..... 79-73 W*
July 8 @ ORL..... 67-93 L	

2004.....(1-3, 0-2, 1-1)
 June 6 @ CON..... 74-73 W
 June 25 @ CON..... 67-71 L- OT
 June 27 CON 72-74 L
 July 21 CON 68-78 L

2005.....(3-3, 2-1, 1-2)
 May 21 CON 78-67 W
 June 18 @ CON.....63-73 L
 July 20 CON 66-57 W
 July 30 @ CON 75-66 W
 August 31 CON62-73 L*
 September 2 @ CON ...67-75 L*

2006.....(5-1, 2-0, 3-1)
 May 27 @ CON..... 77-73 W- OT
 June 30 @ CON..... 70-64 W
 August 13 CON 88-65 W
 August 24 CON 70-59 W*
 August 26 @ CON68-77 L*
 August 27 @ CON..... 79-55 W*

2007.....(4-0, 2-0, 2-0)
 June 10 @ CON..... 79-74 W
 June 15 CON 75-72 W
 June 27 CON 77-74 W
 July 24 @ CON 92-88 W

2008.....(2-1, 2-0, 0-1)
 June 24 @ CON.....68-85 L
 June 26 CON 70-61 W
 July 8 CON 88-82 W

2009.....(2-2, 0-2, 2-0)
 July 5 CON 92-95 L- OT
 July 11 @ CON..... 79-77 W- OT
 August 2 CON 65-83 L
 August 25 @ CON 90-70 W
 2010.....(0-2, 0-1, 0-1)
 June 29 CON 89-101 L
 August 17 @ CON 62-90 L

2011.....(1-1, 1-0, 0-1)
 June 12 @ CON..... 79-90 L
 August 28 CON 83-72 W

2012.....(0-2, 0-1, 0-1)
 July 6 CON 75-86 L
 August 21 @ CON.....80-82 L

2013.....(1-1, 1-0, 0-1)
 June 2 @ CON..... 69-88 L
 July 19 CON 64-58 W

2014.....(1-1, 0-1, 1-0)
 July 3 @ CON 96-83 W
 July 5 CON 76-78 L

2015.....(1-1, 1-0, 0-1)
 August 12 @ CON..... 74-80 L
 August 21 CON 84-76 W

2016.....(0-3, 0-1, 0-2)
 July 2 DAL 86-83
 July 20 DAL 89-73
 September..... 74-107

OVERALL RECORD31-27
 OVERALL HOME RECORD.....17-11
 OVERALL ROAD RECORD.....14-16

INDIANA FEVER

125 S. Pennsylvania Street
 Indianapolis, Indiana 46204
 317.917.2500/FAX 319.917.2799

Founded 2000
 Team Colors..... Blue, Red, and Gold
 Arena Bankers Life Fieldhouse (9,643)
 Television Fox Sports Indiana
 Radio 1070 The Fan
 Official Website www.FeverBasketball.com
 Facebook facebook.com/IndianaFever
 Twitter @IndianaFever

Director of Media Relations
 Kevin Messenger
 Email: kmessenger@pacers.com
 Phone: 317.370.3437

Owner..... Herbert Simon
 President/General Manager Kelly Krauskopf
 Vice President/Controller Matt Albrecht
 CEO Rick Fuson
 Head Coach Stephanie White
 Assistant Coach Steven Key
 Assistant Coach Gary Kloppenburg



INDIANA FEVER 2016 RECORD

17-17 3rd place in Eastern Conference
 (0-1) Lost in WNBA Playoffs 1st Round to the Phoenix Mercury

SERIES RECORDS (REG. SEASON)

Largest Wings Winning Margin..... 37- June 18, 2000 (111-74)
 Largest Wings Losing Margin 32- September 23, 2012 (90-58)
 Most Points Scored 111- June 18, 2000 (111-74 W)
 Most Points Allowed¹ 00- July 8, 2010 (100-72L)
 Fewest Points Scored 54- June 19, 2009 (66-54 L)
 Fewest Points Allowed 40- August 25, 2005 (55-40 W)

WINGS INDIVIDUAL RECORDS

Points 32, Deanna Nolan on 6/15/05
 Rebounds 18, Cheryl Ford on 6/16/06
 Assists 9, Swin Cash on 6/9/04

FEVER INDIVIDUAL RECORDS

Points 28, Tamika Catchings on 6/28/13
 Rebounds 16, Tamika Catchings on 6/15/05
 Assists 10, Rita Williams on 8/12/01

ALL-TIME SERIES RESULTS (OVERALL, HOME, AWAY)

2000 (3-0, 2-0, 1-0)	2003 (3-1, 2-0, 1-1)
June 9 IND 80-76 W	June 24 IND 83-79 W
June 18 IND 111-74 W	July 6 @ IND 54-85 L
August 7 @ IND 74-63 W	July 16 @ IND 70-68 W
	August 2 IND 72-58 W
2001 (0-3, 0-2, 0-1)	2004 (2-2, 1-1, 1-1)
June 22 @ IND 56-77 L	June 9 @ IND 83-79 W
June 23 IND 70-74 L	June 12 IND 72-68 W
August 12 @ IND 66-83 L	June 29 IND 68-69 L
	July 16 @ IND 73-85 L
2002 (1-2, 1-1, 0-1)	2005 (1-3, 1-1, 0-2)
June 1 @ IND 62-79 L	June 15 @ IND 79-84 L-OT
June 2 IND 65-78 L	
August 9 IND 55-54 W	

July 15 @ IND 57-62 L
 July 17 IND 58-59 L
 August 25 IND 55-40 W

2006 (4-2, 3-0, 1-2)
 May 20 @ IND 60-67 L
 June 16 IND 71-63 W
 June 29 @ IND 56-66 L
 August 1 IND 70-66 W
 August 17 @ IND 68-56 W*
 August 19 IND 98-83 W*

2007 (4-3, 3-1, 1-2)
 June 16 IND 66-77 L
 July 20 @ IND 89-80 W
 August 11 IND 74-69 W
 August 19 @ IND 66-72 L
 August 31 @ IND 65-75 L*
 September 2 IND 77-63 W*
 September 3 IND 81-65 W*

2008 (5-1, 3-1, 2-0)
 May 21 IND 76-71 W
 May 31 @ IND 74-65 W
 September 5 IND 90-68 W
 September 19 @ IND 81-72 W*
 September 21 IND 82-89 L*
 September 23 IND 80-61 W*
*Eastern Conference Finals

2009 (2-5, 1-2, 1-3)
 June 19 IND 54-66 L
 June 21 @ IND 70-82 L
 August 15 IND 59-82 L
 September 4 @ IND 70-63 W-OT
 September 23 IND 72-56 W*
 September 25 @ IND 75-79 L*
 September 26 @ IND 67-72 L*
*Easter Conference Finals

2010 (1-1, 1-0, 0-1)

May 29 IND 79-74 W
 July 8 @ IND 100-72 L

2011 (0-2, 0-1, 0-1)
 June 14 @ IND 82-74 L
 August 5 IND 85-65 L

2012 (0-2, 0-1, 0-1)
 June 23 IND 73-70 L
 September 23 @ IND 90-58 L

2013 (0-2, 0-1, 0-1)
 June 28 @ IND 80-69 L
 July 25 IND 71-60 L

2014 (1-1, 0-1, 1-0)
 June 25 @ IND 107-102 W
 July 8 IND 78-76 L

2015 (2-0, 1-0, 1-0)
 July 15 @ IND 83-80 W
 August 30 IND 76-70 W

2016 (1-2, 1-1, 1-2)
 May 14 @ IND 90-79 W
 June 25 IND 87-92 L
 September 18 60-83 L

OVERALL RECORD 29-32
 OVERALL HOME RECORD 19-14
 OVERALL ROAD RECORD 10-18

OPPONENTS

LOS ANGELES SPARKS

5120 Goldleaf Circle, Suite 130
 Los Angeles, California 90056
 323.431.3100/FAX 213. 403.4213

Founded 1997
 Team Colors..... Purple, Teal, and Gold
 Arena..... Staples Center (13,131)
 Television Fox Sports West
 Radio KTLK AM 1150
 Official Website..... www.lasparks.com
 Facebook..... facebook.com/losangelessparks
 Twitter @LA_Sparks

Ownership..... Earvin "Magic" Johnson & Mark R. Walter
 President & COO Christine N. Simmons
 Executive VP/General Manager Penny Toler
 Head Coach Brian Agler



LOS ANGELES SPARKS 2015 RECORD

26-8 2nd Place in Western Conference
2016 WNBA Champions

SERIES RECORDS (REG. SEASON)

Largest Wings Winning Margin..... 29- June 8, 2009 (81-52)
 Largest Wings Losing Margin..... 27- August 6, 2015 (84-57)
 Most Points Scored 99- August 30, 2012 (99-85 W)
 Most Points Allowed.....98- Twice last on July 3, 2015 (98-95 L)
 Fewest Points Scored..... 57- August 6, 2015
 Fewest Points Allowed..... 52- June 8, 2009 (81-52 W)

WINGS INDIVIDUAL RECORDS

Points 30, Odyssey on 8/5/2013
 Rebounds 15, Twice last by Cheryl Ford on 6/17/2003
 Assists 14, Ivory Latta on 8/30/2012

SPARKS INDIVIDUAL RECORDS

Points 43, Kristi Toliver on 7/3/2015
 Rebounds 15, Lisa Leslie on 9/9/2004
 Assist 13, Ticha Penicheiro on 8/6/2010

ALL-TIME SERIES RESULTS (OVERALL, HOME, AWAY)

1998 (3-0, 2-0, 1-0)	2002 (0-1, 0-0, 0-1)
July 25 LA69-62 W	June 11 @ LA..... 80-90 L
August 5 LA73-61 W	
August 16 @LA..... 77-76 W	2003(3-1, 3-0, 0-1)
	June 17 LA 87-78 W- OT
1999 (1-1, 1-1, 0-0)	September 12 @LA..... 63-75 L*
July 2 LA81-91 L	September 14 LA.....62-61 W*
August 9 LA84-59 W	September 16 LA 83-78 W*
	<small>*WNBA Finals</small>
2000(0-2, 0-1, 0-1)	2004(0-2, 0-1, 0-1)
July 2 @ LA 63-85 L	May 29 vs LA 60-63 L
August 2 LA81-84 L	September 9 at LA 67-74 L
2001 (0-1, 0-1, 0-0)	2005 (1-1, 1-0, 0-1)
June 26 LA 89-98 L- OT	June 26 LA 79-73 W

August 19 @ LA..... 67-74 L	August 2 LA 89-96 L
	August 25 @ LA..... 88-90 L
2006 (1-1, 1-0, 0-1)	2014(2-2, 1-1, 1-1)
June 7 @LA 78-86 L	June 13 LA69-67 W
July 21 LA.....73-59 W	June 19 @ LA.....77-87 L
	June 28 LA89-92 L
2007 (2-0, 1-0, 1-0)	August 5 @ LA 96-90 W
June 18 @ LA79-73 W	
July 29 LA 75-73 W	2015(2-3, 2-0, 0-3)
	July 3 @ LA 95-98 L
2008(0-2, 0-1, 0-1)	July 11 LA.....82-67 W
June 11 @ LA..... 73-80 L	August 6 @ LA.....57-84 L
July 22 LA81-84 L	August 28 LA76-66 W
	September 6 @ LA73-92 L
2009 (1-1, 1-0, 0-1)	2016.....(0-3, 0-1, 0-2)
June 6 @ LA.....58-78 L	June 11 DAL..... 73-97
June 8 LA 81-52 W	June 28 @LA.....89-84
	September 2 DAL87-79
2010 (0-4, 0-2, 0-2)	OVERALL RECORD..... 19-35
July 13 LA71-87 L	OVERALL HOME RECORD 15-13
July 20 @ LA..... 83-86 L- OT	OVERALL ROAD RECORD.....14-16
August 6 @ LA70-77 L	
August 14 LA87-92 L	
2011.....(1-4, 0-2, 1-2)	
July 15 LA74-79 L	
August 9 @ LA.....66-71 L	
August 21 LA67-73 L	
August 26 @ LA 77-75 W	
September 9 @ LA 73-84 L	
2012.....(2-2, 2-0, 0-2)	
May 29 @ LA75-76 L	
June 20 @ LA..... 79-95 L	
June 26 LA 91-75 W	
August 30 LA 99-85 W	
2013..... (0-4, 0-2, 0-2)	
June 8 @ LA.....69-76 L	
July 11 LA..... 78-94 L	

MINNESOTA LYNX

600 Hennepin Avenue, Suite 300
 Minneapolis, Minnesota 55403
 3612.673.1699/FAX 612.673.1699

Founded 1999
 Team Colors..... Green, Blue, Silver, and Red
 Arena Target Center (9,181)
 Television Fox Sports North
 Radio KLCI-FM, BOB 106
 Official Website..... www.lynxbasketball.com
 Facebook..... facebook.com/minnesotalynx
 Twitter @minnesotalynx

Public Relations Manager
 Ashley Carlson
 Email: ashley.carlson@lynxbasketball.com
 Phone: 612.673.1208

Owner..... Glen Taylor
 CEO Rob Moor
 President Christ Wright
 Head Coach Cheryl Reeve
 Assistant Coach..... Shelley Patterson
 Assistant Coach..... Jim Peterson



MINNESOTA LYNX 2016 RECORD

28-6 1st Place in Western Conference, Lost WNBA Finals

SERIES RECORDS (REG. SEASON)

Largest Wins Winning Margin..... 13- June 4, 2010 (92-79)
 Largest Wins Losing Margin 30- June 30, 2011 (101-71)
 Most Points Scored98- June 20, 2008 (98-93 W)
 Most Points Allowed107- July 10, 2012 (107-86 L)
 Fewest Points Scored..... 51- June 12, 1999 (68-51 L)
 Fewest Points Allowed..... 56- August 4, 1999 (59-56 W)

WINGS INDIVIDUAL RECORDS

Points 33, Skylar Diggins, on 6/22/2014
 Rebounds 17, Chante Black on 5/23/2010
 Assists 11, Skylar Diggins on 6/23/2013

LYNX INDIVIDUAL RECORDS

Points 40, Katie Smith on 6/17/2001
 Rebounds 13, Rebekkah Brunson on N/A
 Assists N/A

ALL-TIME SERIES RESULTS (OVERALL, HOME, AWAY)

1999(1-1, 1-0, 0-1)	2004 (0-2, 0-1, 0-1)
June 12 @ MIN 51-68 L	July 3 @ MIN 70-78 L
August 4 MIN 59-56 W	August 1 MIN 58-59 L
2000 (0-1, 0-0, 0-1)	2005(1-1, 1-0, 0-1)
June 5 @ MIN68-88 L	July 13 @ MIN61-71 L
	August 11 MIN 72-66 W- OT
2001 (0-1, 0-1, 0-0)	2006(2-0, 1-0, 1-0)
June 17 MIN 63-71 L	May 24 MIN..... 78-69 W
	July 7 @ MIN 92-80 W
2002(1-1, 1-0, 0-1)	2007(1-1, 1-0, 0-1)
July 1 @ MIN 80-85 L- OT	May 22 MIN..... 85-75 W
July 12 MIN..... 72-69 W	August 16 @ MIN 77-87 L
2003(1-0, 0-0, 1-0)	
August 23 @ MIN...86-77 W- OT	

2008(1-1, 1-0, 0-1)	June 5 @ MIN.....75-83 L
May 18 @ MIN 70-84 L	June 21 @ MIN..... 86-78 W
June 20 MIN 98-93 W- OT	July 19 MIN..... 72-79 L
	August 1 MIN80-86 L

2009(1-1, 1-0, 0-1)	2016..... (0-3, 0-2, 0-1)
July 31 MIN 91-83 W	June 4 @MIN.....80-63 L
September 9 @ MIN 72-75 L	July 9 @MIN 93-56 L
	July 17 DAL 98-97 L

2010 (2-3, 1-2, 1-1)	OVERALL RECORD 13-36
May 15 MIN..... 74-80 L	OVERALL HOME RECORD8-16
May 21 @ MIN94-82 W	OVERALL ROAD RECORD.....5-20
June 4 MIN92-79 W	
June 18 @ MIN..... 67-78 L	
June 19 MIN 78-92 L	

2011(0-4, 0-2, 0-2)
June 7 @ MIN 65-75 L
June 30 MIN 71-101 L
August 14 @ MIN54-82 L
August 23 MIN 72-78 L

2012 (0-5, 0-2, 0-3)
June 9 MIN 73-93 L
July 10 MIN..... 86-107 L
July 12 @ MIN 74-89 L
August 19 @ MIN 59-83 L
August 31 @ MIN 83-92 L

2013(1-3, 0-2, 1-1)
June 14 MIN 74-83 L
June 23 @ MIN..... 79-88 L
July 13 MIN 75-86 L
August 16 @ MIN 77-83 W

2014(0-4, 0-3, 0-1)
May 23 MIN..... 93-94 L
July 10 MIN..... 85-91 L
July 16 @ MIN 82-93 L
August 2 MIN 75-84 L
August 16 MIN 80-63 L

2015(1-3, 0-2, 1-1)

NEW YORK LIBERTY

2 Pennsylvania Avenue
New York City, New York 10121
212.465.6000/FAX 212.465.6250

Founded 1997
Team Colors.....Seafoam Green, Orange, Black, Blue
Arena.....Madison Square Garden (19,812)
Television MSG Network
Official Website..... www.nyliberty.com
Facebook.....facebook.com/nyliberty
Twitter.....@nyliberty

Director of Communications
Vincent Novicki
Email: vincent.novicki@msg.com
Phone: 212.465.5962

Owner & Executive Chairman, MSG James L. Dolan
President & CEO, MSG David O'Connor
Team President Isaiah Thomas
Head Coach Bill Lambier
Assistant Coach..... Katie Smith
Assistant Coach..... Herb Williams



OPPONENTS

NEW YORK LIBERTY 2015 RECORD

21-13.....1st place in Eastern Conference
..... Lost in Eastern Conference Finals to Indiana Fever

SERIES RECORDS (REG. SEASON)

Largest Wings Winning Margin..... 20- June 28, 1999 (91-71)
Largest Wings Losing Margin..... 31- July 17, 2011 (88-57)
Most Points Scored.....94- September 10, 2009 (94-87 W)
Most Points Allowed..... 95- August 19, 2010 (95-85 L)
Fewest Points Scored.....51- August 24, 2007 (73-51 L)
Fewest Points Allowed..... 53- August 6, 2006 (65-53 W)

WINGS INDIVIDUAL RECORDS

Points34, Twice, Last by Dianna Nolan on 6/3/2005
Rebounds 18, Three Times, Last by Cheryl Ford on 7/18/2007
Assists 8, Twice, Last by Deanna Nolan on 7/6/2007

LIBERTY INDIVIDUAL RECORDS

Points26, Sophia Witherspoon on 8/19/1998
Rebounds 15, Kara Braxton on 9/1/2013
Assists10, Twice, Last by Teresa Weatherspoon on 8/1/2001

ALL-TIME SERIES RESULTS (OVERALL, HOME, AWAY)

1998(2-2, 2-0, 0-2) July 1 NY82-65 W July 6 @ NY.....56-59 L July 26 @ NY 62-79 L August 19 NY.....82-68 W	2001(0-3, 0-1, 0-2) July 2 @ NY..... 60-66 L July 18 NY.....67-80 L August 1 @ NY 63-66 L
1999(2-2, 1-1, 1-1) June 20 @ NY62-69 L June 28 NY 91-71 W August 13 NY..... 56-60 L August 15 @ NY63-57 W	2002 (1-2, 1-1, 0-1) June 5 @ NY 59-60 L June 9 NY.....63-70 L July 10 NY63-66 W
2000 (2-1, 1-1, 1-0) June 7 NY69-73 L June 21 @ NY67-63 W August 9 NY 66-63 W	2003 (4-0, 2-0, 2-0) June 20 NY..... 88-83 W June 27 @ NY75-69 W August 1 @ NY62-60 W August 10 NY90-87 W- OT

2004 (3-4, 2-1, 1-3) May 26 @ NY.....52-64 L July 24 @ NY..... 69-78 L July 30 NY 88-79 W September 14 NY .. 82-71 W- OT September 24 NY 62-75 L* September 26 @ NY...76-66 W* September 28 @ NY....64-66 L* <small>*Conference Semifinals</small>	2010.....(0-2, 0-1, 0-1) June 25 NY78-92 L August 19 @ NY 85-95 L
2005 (3-1, 2-0, 1-1) May 22 @ NY..... 78-71 W June 3 NY.....68-66 W- OT June 12 @ NY69-72 L August 7 NY.....72-67 W	2011.....(0-2, 0-1, 0-1) June 23 NY.....82-94 L August 19 @ NY 85-95 L
2006 (2-1, 2-0, 0-1) June 1 NY..... 64-63 W August 3 @ NY 67-75 L August 6 NY65-53 W	2012..... (1-1, 1-0, 0-1) September 20 NY78-66 W September 22 @ NY.....74-91 L <small>*Conference Semifinals</small>
2007 (4-3, 3-1, 1-2) June 8 @ NY67-57 W July 6 NY..... 81-82 L- OT July 18 NY 87-82 W- OT August 12 @ NY 84-85 L August 24 @ NY 51-73 L* August 26 NY..... 76-73 W* August 28 NY..... 71-70 W*	2013..... (1-1, 1-0, 0-1) May 31 @ NY.....76-78 L September 1 NY93-88 W
2008(5-2, 4-0, 1-2) May 25 NY72-62 W July 12 @ NY.....64-74 L August 29 NY.....83-69 W September 14 @ NY..... 61-59 W September 26 @ NY.....56-60 L* September 28 NY64-55 W* September 29 NY 75-73 W* <small>*Conference Semifinals</small>	2014..... (1-1, 1-0, 0-1) June 10 NY.....72-57 W July 1 @ NY.....74-90 L
2009 (2-1, 2-0, 0-1) July 2 @ NY..... 64-80 L August 4 NY 76-64 W September 10 NY94-87 W	2015 (1-1, 1-0, 0-1) June 26 NY71-62 W August 15 @ NY76-81 L
	2016.....(2-1, 0-2, 1-0) May 15 @NY.....79-71 L June 14 @NY91-88 L Sept 2 NY.....84-81 W
	OVERALL RECORD..... 32-29 OVERALL HOME RECORD 24-7 OVERALL ROAD RECORD..... 8-22

PHOENIX MERCURY

201 E. Jefferson Street
Phoenix, Arizona 85004
602.514.8333/FAX 602.379.7540

Founded1997
Team Colors.....Chartreuse, Black, Purple, Red and Silver
Arena..... Talking Stick Resort Arena (18,422)
Television Fox Sports Arizona
Official Website..... www.phoenixmercury.com
Facebook..... facebook.com/phoenixmercury
Twitter..... @PhoenixMercury
Basketball Communications Manager
Bryce Marsee
Email: bmarsee@suns.com
Phone: 602.379.7930

Majority Owner..... Robert Sarver
President of Business Operations..... Jason Rowley
VP of Business Operations..... Vincent Kozar
Mercury Marketing Manager Natalie Kirby
GM and CFO Jim Pitman
Head Coach Sandy Brondello
Assistant Coach..... Julie Hairgrove
Assistant Coach..... Todd Troxel



OPPONENTS

MEDIA

THE ORGANIZATION

ARLINGTON

PLAYERS/COACHES

2016 RECAP

HISTORY

RECORDS

OPPONENTS

2017 SCHEDULE

PHOENIX MERCURY 2016 RECORD

16-18 4th place in Western Conference
..... Lost in Western Conference Finals to Minnesota Lynx

SERIES RECORDS (REG. SEASON)

Largest Wings Winning Margin..... 29- July 8, 2007 (111-82)
Largest Wings Losing Margin..... 39- July 10, 2011 (102-63)
Most Points Scored 111- July 8, 2007 (111-82 W)
Most Points Allowed.....123- July 22, 2010 (91-123 L)
Fewest Points Scored.....51- August 16, 2005 (51-58 L)
Fewest Points Allowed..... 58- August 16, 2005 (51-58 L)

WINGS INDIVIDUAL RECORDS

Points 35, Tasha Humphrey on 6/14/08
Rebounds 16, Courtney Paris on 8/4/15
Assists 8- four times, last by Skylar Diggins on 6/16/13

MERCURY INDIVIDUAL RECORDS

Points 5, Diana Taurasi on 5/25/10
Rebounds 14, Candice Dupree on 5/25/2010
Assists 10- Diana Taurasi on 8/20/13

ALL-TIME SERIES RESULTS (OVERALL, HOME, AWAY)

1998 (0-3, 0-1, 0-2)	2002(1-1, 1-0, 0-1)
July 8 PHO 76-78 L	June 13 @ PHO..... 67-70 L
July 15 @ PHO 60-73 L	August 4 PHO91-75 W
August 14 @ PHO.....59-84 L	
	2003(1-1, 0-1, 1-0)
1999 (0-2, 0-1, 0-1)	June 28 PHO65-68 L
June 26 PHO60-66 L	August 13 @ PHO..... 80-72 W
August 11 @ PHO..... 57-68 L	
	2004(1-1, 0-1, 1-0)
2000 (0-1, N/A, 0-1)	September 1 PHO.....58-63 L
July 6 @ PHO 69-81 L	September 11 @ PHO .. 80-72 W
2001(1-1, 1-0, 0-1)	2005(1-1, 1-0, 0-1)
June 29 PHO 75-71 W	July 31 PHO..... 66-63 W
July 26 @ PHO 62-63 L	August 16 @ PHO..... 76-91 L

2006 (0-2, 0-1, 0-1)
June 9 @ PHO..... 79-93 L
July 6 PHO 76-91 L

2007(4-3, 2-2, 2-1)
June 22 @ PHO..... 87-84 W
July 8 PHO 111-82 W
September 5 PHO... 108-100 W*
September 8 PHO..... 70-98 L*
September 11 @ PHO 88-83 W*
September 13 @ PHO ...76-77 L*
September 16 PHO.....92-101 L*
*WNBA Finals

2008 (2-0, 1-0, 1-0)
June 14 @ PHO..... 89-79 W
September 9 PHO..... 89-78 W
2009 (1-1, 1-0, 0-1)
July 18 @ PHO 90-97 L- OT
September 1 PHO..... 101-99 W

2010.....(0-4, 0-2, 0-2)
May 25 PHO 96-110 L
June 12 @ PHO..... 84-116 L
July 17 @ PHO 88-97 L
July 22 PHO 91-123 L

2011.....(0-4, 0-2, 0-2)
July 8 PHO 78-86 L
July 10 @ PHO 63-102 L
August 30 PHO 74-96 L
September 8 @ PHO 76-91 L

2012..... (2-2, 1-1, 1-1)
May 22 PHO 87-89 L
June 3 @ PHO..... 72-79 L
June 17 PHO87-75 W
September 14 @ PHO .. 92-84 W

2013 (0-4, 0-2, 0-2)

June 16 PHO 103-108 L
August 9 @ PHO..... 67-70 L
August 11 @ PHO 56-77 L
August 20 PHO86-89 L

2014 (0-4, 0-2, 0-2)
August 30 @ PHO..... 78-100 L
June 6 PHO 78-94 L
June 20 @ PHO.....80-91 L
June 29 PHO 77-80 L

2015 (3-4, 3-1, 0-3)
July 2 @ PHO 55-86 L
July 30 PHO 78-66 W
August 4 @ PHO.....84-87 L
August 18 PHO 74-59 W
September 13 PHO..... 91-87 W*
September 17 @ PHO .. 55-88 L*
September 19 PHO.....67-91 L*
*Western Conference Semifinals

2016.....(3-1, 1-0, 2-0, 3-0)
Jun 18 @PHO..... 117-111
June 21 DAL..... 100-90
July 5 DAL 77-74
August 26 @PHO.....72-98

OVERALL RECORD18-35
OVERALL HOME RECORD12-14
OVERALL ROAD RECORD ..6-21

SAN ANTONIO STARS

One AT&T Center Way
 San Antonio, Texas 78219
 602.514.8333/FAX 602.379.7540

Founded 1997
 Team Colors..... Silver and Black
 Arena AT&T Center (18,797)
 Television KMYS
 Radio KTKR 760-AM
 Official Website www.sastars.com
 Facebook facebook.com/sastarsbasketball
 Twitter @sastars

Communications Manager
 Rebecca Sweat
 Email: rsweat@attcenter.com
 Phone: 210.444.5738

Ownership Spurs Sports & Entertainment
 Chairman and CEO Julianna Hawn Holt
 Head Coach Dan Hughes
 Assistant Coach Vickie Johnson
 Assistant Coach James Wad

OPPONENTS



SAN ANTONIO STARS 2015 RECORD

7-27 6th place in Western Conference

SERIES RECORDS (REG. SEASON)

Largest Wings Winning Margin 33- September 8, 2013 (98-65)
 Largest Wings Losing Margin 31- June 10, 2011 (93-62)
 Most Points Scored 99- Twice, Last on August 23, 2009 (99-84 W)
 Most Points Allowed 95- August 19, 2010 (95-85 L)
 Fewest Points Scored 51- August 24, 2007 (73-51 L)
 Fewest Points Allowed 53- August 6, 2006 (65-53 W)

WINGS INDIVIDUAL RECORDS

Points 34, Twice, Last by Dianna Nolan on 6/3/2005
 Rebounds 18, Three Times, Last by Cheryl Ford on 7/18/2007
 Assists 8, Twice, Last by Deanna Nolan on 7/6/2007

SPARKS INDIVIDUAL RECORDS

Points 26, Sophia Witherspoon on 8/19/1998
 Rebounds 15, Kara Braxton on 9/1/2013
 Assists 10, Twice, Last by Teresa Weatherspoon on 8/1/2001

ALL-TIME SERIES RESULTS (OVERALL, HOME, AWAY)

1998 (3-0, 1-0, 2-0)	2003 (2-0, 1-0, 1-0)
July 13 @ Utah 74-67 W	June 7 @ SA 74-55 W
July 17 Utah 79-67 W	July 1 SA 99-88 W
August 10 @ Utah 77-73 W	
	2004 (2-0, 1-0, 1-0)
1999 (1-1, 1-0, 0-1)	May 22 @ SA 73-60 W
July 6 @ Utah 94-104 L- 2OT	July 18 SA 77-71 W
July 21 Utah 86-77 W	
	2005 (2-0, 1-0, 1-0)
2000 (1-0, N/A, 1-0)	May 24 SA 74-65 W
July 7 @ Utah 73-69 W	August 13 @ SA 60-59 W
2001 (0-1, 0-1, N/A)	2006 (2-0, 1-0, 1-0)
August 7 Utah 69-76 L	June 27 @ SA 63-59 W
	July 16 SA 77-67 W
2002 (0-2, 0-1, 0-1)	
July 8 @ Utah 76-94 L	2007 (1-1, 0-1, 1-0)
July 23 Utah 75-86 L	July 1 SA 68-71 L

July 31 @ SA 84-79 W
 2008 (3-2, 1-1, 2-1)
 July 1 @ SA 72-79 L- OT
 July 27 SA 64-76 L
 October 1 @ SA 77-69 W*
 October 3 @ SA 69-61 W*
 October 5 SA 76-61 W*

2009 (1-1, 1-0, 0-1)
 August 23 SA 99-84 W
 August 29 @ SA 88-100 L- OT

2010 (0-4, 0-2, 0-2)
 May 20 SA 74-83 L
 June 11 @ SA 75-87 L
 July 30 SA 85-101 L
 August 13 @ SA 74-94 L

2011 (0-4, 0-2, 0-2)
 June 4 @ SA 73-93 L
 June 10 SA 62-93 L
 August 6 @ SA 64-72 L
 September 11 SA 94-102 L

2012 (1-4, 0-3, 1-1)
 May 19 SA 79-88 L
 August 17 SA 79-89 L
 August 25 @ SA 71-91 L
 September 12 SA 67-78 L
 September 16 @ SA 80-70 W

2013 (2-2, 1-1, 1-1)
 August 4 @ SA 65-69 L
 August 23 SA 73-67 W
 August 30 SA 65-74 L
 September 8 @ SA 98-65 W

2014 (2-3, 2-0, 0-3)
 May 17 @ SA 76-80 L
 May 28 @ SA 79-82 L
 July 17 SA 95-90 W
 July 22 @ SA 93-95 L
 August 8 SA 79-62 W

2015 (3-1, 2-0, 1-1)
 June 14 @ SA 73-62 W
 June 16 SA 88-61 W
 July 17 @ SA 58-65 L
 September 8 SA 74-64 W

2016 (3-0, 1-0, 2-0)
 May 21 DAL 82-77
 June 23 DAL 97-90
 September 9 @ SA 92-84

OVERALL RECORD 26-26
 OVERALL HOME RECORD 13-12
 OVERALL ROAD RECORD 13-14

SEATTLE STORM

3421 Thorndyke Avenue W.
Seattle, Washington 98119
206.217.9622/FAX 206.281.5817

Founded 2000
Team Colors..... Green, Gold, Red, and Bronze
Arena..... KeyArena (9,686)
Television KONG
Radio KPTK 1090 AM
Official Website..... www.storm.wnba.com
Facebook..... facebook.com/seattlestorm
Twitter @seattlestorm

Manager, Public Relations
Kimberly Veale
Email: kveale@stormbasketball.com
Phone: 206.272.2706

Ownership..... Force 10 Hoops LLC
President & GM..... Alisha Valavanis
Head Coach Jenny Boucek
Assistant Coach..... Leah Drury
Assistant Coach..... Ryan Webb



SEATTLE STORM 2015 RECORD

16-18 3rd place in Western Conference

SERIES RECORDS (REG. SEASON)

Largest Wings Winning Margin..... 27- July 17, 2013 (86-59)
Largest Wings Losing Margin..... 46- August 7, 2010 (65-111)
Most Points Scored..... 97- June 20, 2007 (97-70 W)
Most Points Allowed..... 111- August 7, 2010 (65-111 L)
Fewest Points Scored..... 59- July 28, 2002 (59-72 L)
Fewest Points Allowed..... 45- June 9, 2015 (68-45 W)

WINGS INDIVIDUAL RECORDS

Points 33, Katie Smith on 6/4/2008
Rebounds 18, Cheryl Ford on 7/28/2006
Assists 8, Deanna Nolan on 6/4/2008

STORM INDIVIDUAL RECORDS

Points 36, Lauren Jackson on 8/18/2009
Rebounds 13- Twice, last by Ashley Robinson on 7/28/2006
Assists 8, 4 times last by Tanisha Wright on 9/14/2013

ALL-TIME SERIES RESULTS (OVERALL, HOME, AWAY)

2000 (2-0, 0-0, 2-0)
June 28 @ SEA..... 82-78 W
July 12 @ SEA..... 61-56 W

2001 (0-1, 0-0, 0-1)
July 24 @ SEA..... 69-74 L- OT

2002 (0-1, 0-1, 0-0)
July 28 SEA 59-72 L

2003 (1-1, 1-0, 0-1)
July 18 SEA 74-61 W
August 17 @ SEA..... 71-74 L

2004 (1-1, 1-0, 0-1)
July 10 SEA 70-65 W
September 8 @ SEA..... 71-74 L

2005 (0-2, 0-1, 0-1)
June 8 SEA 61-76 L

July 23 @ SEA..... 71-74 L

2006 (1-1, 0-1, 1-0)
July 28 @ SEA..... 77-67 W
August 8 SEA 79-81 L

2007 (2-0, 1-0, 1-0)
June 20 @ SEA..... 87-71 W
August 9 SEA 97-70 W

2008 (1-1, 1-0, 0-1)
June 4 SEA 77-67 W
June 7 @ SEA..... 67-75 L

2009 (1-1, 1-0, 0-1)
July 15 @ SEA..... 66-63 W
August 18 SEA 75-79 L

2010 (1-3, 1-1, 0-2)
June 27 SEA 72-83 L
July 25 @ SEA 59-75 L
August 3 SEA 84-75 W
August 7 @ SEA..... 65-111 L

2011 (0-5, 0-3, 0-2)
June 21 SEA 77-82 L
July 30 SEA 59-75 L
August 11 @ SEA..... 63-77 L
August 25 @ SEA..... 57-74 L
September 2 SEA..... 92-98 L

2012 (0-4, 0-2, 0-2)
June 1 @ SEA..... 58-76 L
June 15 SEA 73-86 L
September 6 @ SEA..... 74-101 L
September 8 SEA..... 66-89 L

2013 (3-2, 1-1, 2-1)
June 7 @ SEA..... 67-58 W
June 22 SEA 92-70 W
July 17 @ SEA 86-59 W
September 12 SEA..... 67-76 L
September 14 @ SEA.... 73-85 L

OPPONENTS

2014 (2-2, 2-0, 0-2)
June 1 @ SEA..... 60-62 L
June 15 SEA 85-79 W
July 29 SEA 80-74 W
August 10 @ SEA..... 68-74 L

2015 (3-1, 2-0, 1-1)
June 9 SEA 68-45 W
June 28 SEA 93-89 W
June 30 @ SEA..... 69-74 L
September 3 @ SEA..... 85-67 W

2016..... (2-1, 1-0, 2-0)
June 16 DAL 88-79
June 30 @SEA..... 83-78
August 31 @SEA..... 66-78

OVERALL RECORD 18-26
OVERALL HOME RECORD 11-10
OVERALL ROAD RECORD..... 7-16

WASHINGTON MYSTICS

601 F Street NW
 Washington D.C. 20004
 202.628.3200/FAX 202.827.7539

Founded 1998
 Team Colors..... Red, White, Navy, and Silver
 Arena..... Verizon Center (10,100)
 Official Website..... www.washingtonmystics.com
 Facebook..... facebook.com/washingtonmystics
 Twitter..... @washmystics

Director of Corporate and Mystics Communications
 Ketsia Colimon
 Email: kcolimon@monumentalsports.com
 Phone: 202.527.7535

Ownership..... Monumental Sports & Entertainment
 Chairman..... Ted Leonsis
 Coach & General Manager..... Mike Thibault
 Assistant Coach..... Eric Thibault
 Assistant Coach..... Marianne Stanley



WASHINGTON MYSTICS 2015 RECORD

13-21 6th place in Eastern Conference

SERIES RECORDS (REG. SEASON)

Largest Wings Winning Margin 37- Twice, last on July 18, 2008 (99-62)
 Largest Wings Losing Margin.. 25- 3 times, last on August 1, 2010 (62-87)
 Most Points Scored 99- July 18, 2008 (99-62 W)
 Most Points Allowed..... 96- August 4, 2000 (72-96 L)
 Fewest Points Scored..... 53- July 11, 1998 (53-78 L)
 Fewest Points Allowed.. 52- Twice, last on August 21, 2005 (66-52 W)

WINGS INDIVIDUAL RECORDS

Points 34, Twice, Last by Dianna Nolan on 6/3/05
 Rebounds 19, Courtney Paris on 7/21/15
 Assists 8, Twice, Last by Deanna Nolan on 7/6/07

MYSTICS INDIVIDUAL RECORDS

Points 27, 3 times last by Ivory Latta on May 27, 2013
 Rebounds 16, Chamique Holdsclaw on 7/10/99
 Assists 9, Andrea Nagy on 7/10/99

ALL-TIME SERIES RESULTS (OVERALL, HOME, AWAY)

1998 (3-1, 2-0, 1-1)
 June 21 @ WAS 70-57 W
 June 25 WAS..... 79-71 W
 July 11 @ WAS..... 53-78 L
 July 22 WAS..... 76-71 W

1999 (2-2, 0-2, 2-0)
 June 18 @ WAS 76-69 W
 July 10 WAS..... 78-83 L- OT
 July 16 @ WAS 78-68 W
 August 2 WAS 70-75 L

2000 (0-3, 0-1, 0-2)
 June 19 @ WAS 55-80 L
 June 24 WAS..... 70-76 L
 August 4 @ WAS 72-96 L

2001 (3-0, 2-0, 1-0)
 June 14 WAS 80-65 W
 July 11 @ WAS..... 64-52 W
 August 10 WAS..... 69-63 W

2002 (1-2, 1-0, 0-2)
 June 18 @ WAS 67-75 L
 July 18 @ WAS 59-63 L
 July 25 WAS 64-58 W

2003 (3-1, 2-0, 1-1)
 June 14 @ WAS 93-56 W
 July 27 WAS..... 81-71 W
 August 6 @ WAS 81-92 L
 August 25 WAS..... 68-60 W

2004 (2-2, 0-2, 2-0)
 June 2 WAS..... 63-65 L
 June 11 @ WAS 74-60 W
 June 22 WAS..... 72-78 L
 July 28 @ WAS..... 73-65 W

2005 (2-2, 1-1, 1-1)
 June 24 WAS 55-69 L
 July 7 @ WAS 76-62 W
 August 21 WAS 66-52 W
 August 27 @ WAS 67-76 L

2006 (1-2, 1-0, 0-2)
 June 3 @ WAS 68-92 L
 June 24 WAS 92-86 W
 August 11 @ WAS 66-78 L

2007 (3-1, 2-0, 1-1)
 May 30 WAS 94-79 W
 June 29 @ WAS 64-65 L
 July 21 WAS..... 66-58 W
 July 28 @ WAS..... 76-64 W

2008 (4-0, 2-0, 2-0)
 July 11 WAS..... 79-66 W
 July 18 @ WAS..... 99-62 W
 September 6 @ WAS... 84-69 W
 September 11 WAS..... 78-66 W

2009 (1-2, 1-1, 0-1)
 June 10 WAS..... 69-75 L
 August 7 @ WAS 66-70 L
 August 11 @ WAS 81-77 W

2010..... (0-2, 0-1, 0-1)
 July 3 WAS..... 54-69 L
 August 1 @ WAS 62-87 L

2011..... (1-1, 1-0, 0-1)
 June 18 WAS..... 77-59 W
 June 26 @ WAS 63-83 L

2012..... (1-1, 1-0, 0-1)
 May 26 @ WAS 61-64 L
 July 8 WAS..... 78-62 W

2013..... (0-2, 0-1, 0-1)
 May 27 WAS..... 90-95 L
 June 30 @ WAS 61-84 L

2014..... (0-2, 0-1, 0-1)
 July 12 WAS 74-91 L
 July 25 @ WAS 77-82 L

2015 (2-0, 1-0, 1-0)
 June 19 @ WAS 86-82 W
 July 21 WAS..... 76-79 W

2016..... (1-2, 1-0, 1-1)
 May 18 @WAS..... 87-77
 June 8 DAL..... 79-87
 September 4 DAL 83-88

OVERALL RECORD 29-26
 OVERALL HOME RECORD 15-13
 OVERALL ROAD RECORD..... 14-16



Olympic Tower
 645 Fifth Avenue, New York, NY 10022
 Main: (212) 688 WNBA (9622)
 Fax: (212) 750.WNBA (9622)
 Website: wnba.com

PRESIDENT'S OFFICE

PresidentLisa Borders
 Chief Operating Officer Christine Godleski
 Administrative Assistant to the President Donna Collins

BASKETBALL OPERATIONS & PLAYER RELATIONS

Chief of Basketball Operations & Player Relations
 Senior Director, Basketball Operations Todd DeMoss
 Supervisor of Officials Don Waden
 Manager, Player Programs Bonnie Thurston
 Manager, Basketball Operations David Dorfman
 Coordinator Megan Hughes

BUSINESS DEVELOPMENT & MARKETING PARTNERSHIPS

Executive Vice President, Marketing Partnerships Mark Tatum
 Senior Vice President, Marketing Partnerships Emilio Collins
 Senior Vice President, Business Development Rachel Jacobson
 Vice President, Marketing Partnerships Kelly Flatow
 Sr. Account Executive, WNBA Marketing Partnerships Alanna LeGall

TEAM MARKETING & BUSINESS OPERATIONS

Sr. VP, Team Business Development Christopher Granger
 VP, Team Marketing & Strategic Planning Donna Daniels
 Director, WNBA Team Business DevelopmentDipali Ottaviani
 Admin. Asst., Marketing and Business Development Scottie Graham
 Basketball CommunicationsMaureen Coyle
 Director, WNBA Communications Ron Howard
 Director, WNBA Communications Dina Skokos
 Coordinator, WNBA Basketball Communications Samantha Tager

BROADCASTING

Vice President, Broadcasting Todd Harris

MARKETING

Vice President, Marketing Hilary Shaeve
 Vice President, Marketing Melissa Brenner
 Vice President, Marketing Carolanne McAuliffe
 Coordinator, CommunicationsStuart Winchester

PRODUCTION & PROGRAMMING

Sr. VP, Production, Programming and Broadcasting . Daniel Meiseles
 Vice President, Production and Programming Nancy Baldwin
 Director, Corporate Services Barry Carlin
 Director, Production and Programming Kathleen Reidy

INTERACTIVE SERVICES

DirectorPatrick Mulrenin
 Manager Darren Misener
 Manager Brian Martin
 Senior CoordinatorJim Reilly
 Senior Coordinator Kevin Scheitrum
 CoordinatorAnthony Oliva

COMMUNITY RELATIONS

Exec. VP, Community Relations and Player Programs Kathy Behrens
 Sr. VP, Community Relations and Player ProgramsTodd Jacobson

FINANCE

Senior Vice President, FinanceMichael Whitehead
 Senior Director Wayne Rappaport

LEGAL WNBA

General Counsel Jamin S. Dershowitz

SECURITY

Director, Security Kelley Hardwick

EVENTS & ATTRACTIONS

Executive Vice President, Events & AttractionsSki Austin
 Senior Vice President, Events & Attractions Kenneth Payne
 Senior Vice President, Events & Attractions Peter Fink
 Vice President, Events & Attractions Lou DiSabatino
 Director, Events & Attractions Andrea Grumet
 Manager, Events & AttractionsKristina Parente
 GMG Vice President, Team Outfitting and Equipment ... Christopher Arena
 Vice President, Retail Marketing and Development Brian Keegan
 Vice President, Licensing and Business AffairsVicky Picca
 Vice President, Licensing -- Trading Cards Lisa Goldberg
 Sr. Director, Entertainment Products Anne Hart
 Sr. Coordinator, Team Outfitting and Identity AssuranceMichael Brady

2016 WNBA IN REVIEW

EASTERN CONFERENCE

	W	L	PCT	GB	HM	RD	L-10	STK
New York	21	13	.618	-	10-7	11-6	4-6	L 3
Chicago	18	16	.529	3	11-6	7-10	7-3	L 1
Atlanta	17	17	.500	4	11-6	6-11	5-5	L 1
Indiana	17	17	.500	4	8-9	9-8	5-5	W 1
Connecticut	14	20	.412	7	8-9	6-11	6-4	W 3
Washington	13	21	.382	8	5-12	8-9	4-6	L 2

WESTERN CONFERENCE

	W	L	PCT	GB	HM	RD	L-10	STK
Minnesota	28	6	.824	-	15-2	13-4	8-2	W 2
Los Angeles	26	8	.765	2	14-3	12-5	5-5	W 2
Phoenix	16	18	.471	12	11-6	5-12	6-4	W 2
Seattle	16	18	.471	12	10-7	6-11	7-3	W 1
Dallas	11	23	.324	17	6-11	5-12	2-8	L 2
San Antonio	7	27	.206	21	4-13	3-14	2-8	L 2

FIRST ROUND (SINGLE ELIMINATION)

PHOENIX 89	INDIANA 78	(Phoenix Wins)
ATLANTA 94	SEATTLE 85	(Atlanta Wins)

SECOND ROUND (SINGLE ELIMINATION)

PHOENIX 101	NEW YORK 94	(Phoenix Wins)
CHICAGO 108	ATLANTA 98	(Chicago Wins)

SEMIFINALS

SEPT. 28

AT MINNESOTA 113	PHOENIX 95
AT LOS ANGELES 95	CHICAGO 75

SEPT. 30

AT MINNESOTA 96	PHOENIX 86
AT LOS ANGELES 99	CHICAGO 84

OCT. 2

AT CHICAGO 70	LOS ANGELES 66	
MINNESOTA 82	PHOENIX 67	(Minnesota wins series 3-0)

OCT. 4

LOS ANGELES 95	CHICAGO 75	(Los Angeles wins series 3-1)
----------------	------------	-------------------------------

FINALS

Oct. 9

LOS ANGELES 78	AT MINNESOTA 76
----------------	-----------------

OCT. 11

AT MINNESOTA 79	LOS ANGELES 60
-----------------	----------------

OCT. 14

AT LOS ANGELES 92	MINNESOTA 75
-------------------	--------------

OCT. 16

MINNESOTA 85	AT LOS ANGELES 79
--------------	-------------------

OCT. 20

AT LOS ANGELES 77	MINNESOTA 76
-------------------	--------------

2016 WNBA AWARD WINNERS

WNBA Most Valuable Player	Nneka Ogumike, Los Angeles
WNBA Defensive Player Of The Year	Sylvia Fowles, Minnesota
WNBA Most Improved Player	Elizabeth Williams, Atlanta
WNBA Rookie Of The Year	Breanna Stewart, Seattle
WNBA Coach Of The Year	Cheryl Reeve, Minnesota
Kim Perrot Sportsmanship Award	Tamika Catchings, Indiana
WNBA Sixth Woman Of The Year	Jantel Lavender, Los Angeles

ALL-WNBA FIRST TEAM (Selected By Position)

F Nneka Ogumike	Los Angeles Sparks
C Tina Charles	New York Liberty
F Maya Moore	Minnesota Lynx
F Elena Delle Donne	Chicago Sky
G Sue Bird	Seattle Storm

ALL-WNBA SECOND TEAM (Selected By Position)

Angel McCoughtry	Atlanta Dream
Breanna Stewart	Seattle Storm
Sylvia Fowles	Minnesota Lynx
Diana Taurasi	Phoenix Mercury
Jewell Loyd	Seattle Storm

WNBA ALL-ROOKIE TEAM

Moriah Jefferson	San Antonio Stars
Aerial Powers	Dallas Wings
Breanna Stewart	Seattle Storm
Imani Boyette	Chicago Sky
Tiffany Mitchell	Indiana Fever

ALL-DEFENSIVE FIRST TEAM

Alana Beard	Los Angeles Sparks
Angel McCoughtry	Atlanta Dream
Nneka Ogumike	Los Angeles Sparks
Sylvia Fowles	Minnesota Lynx
Briann January	Indiana Fever

ALL-DEFENSIVE SECOND TEAM

Brittney Griner	Phoenix Mercury
Tamika Catchings	Indiana Fever
Breanna Stewart	Seattle Storm
Tanisha Wright	New York Liberty
Jasmine Thomas	Connecticut Sun

2016 WNBA INDIVIDUAL LEADERS

SCORING AVERAGE

	G	FG	FT	PTS	AVG
Charles, N.Y.	32	273	125	688	21.5
Delle Donne, Chi.	28	214	130	601	21.5
Ogwumike, L.A.	33	244	146	650	19.7
McCoughtry, Atl.	33	223	171	643	19.5
Moore, Min.	34	223	145	656	19.3
Stewart, Sea.	34	208	160	621	18.3
Taurasi, Pho.	33	180	140	589	17.8
Loyd, Sea.	34	195	131	561	16.5
Hill, Was.	32	139	155	493	15.4
Parker, L.A.	34	190	99	521	15.3

ASSISTS

	G	AST	AVG
Bird, Sea.	34	196	5.8
J. Thomas, Ct.	34	172	5.1
Parker, L.A.	34	166	4.9
Vandersloot, Chi.	30	141	4.7
January, Ind.	29	136	4.7
Faulkner, Chi.	34	156	4.6
Jefferson, S.A.	34	142	4.2
Moore, Min.	34	142	4.2
Taurasi, Pho.	33	128	3.9
Sims, Dal.	34	131	3.9

3-PT FG PCT

	3FG	3FGA	PCT
Meesseman, Was.	30	67	.448
Bird, Sea.	72	162	.444
Delle Donne, Chi.	43	101	.426
Toliver, L.A.	81	191	.424
Rodgers, N.Y.	86	208	.413
Moore, Min.	65	161	.404
Taylor, Pho.	40	101	.396
January, Ind.	29	74	.392
Clark, Sea.	36	93	.387
Parker, L.A.	42	110	.382

STEALS PER GAME

	G	STL	AVG
Catchings, Ind.	34	62	1.82
Beard, L.A.	34	59	1.74
Jefferson, S.A.	34	55	1.62
Boyd, N.Y.	33	52	1.58
McCoughtry, Atl.	33	52	1.58
Moore, Min.	34	53	1.56
Taylor, Pho.	25	38	1.52
A. Thomas, Ct.	31	44	1.42
Parker, L.A.	34	47	1.38
Vandersloot, Chi.	30	41	1.37

MINUTES PER GAME

	G	MIN	AVG
Williams, Atl.	34	1179	34.7
Stewart, Sea.	34	1179	34.7
Charles, N.Y.	32	1077	33.7
Delle Donne, Chi.	28	927	33.1
Toliver, L.A.	33	1060	32.1
J. Thomas, Ct.	34	1091	32.1
Bird, Sea.	34	1076	31.6
Christmas, Dal.	34	1075	31.6
Ogwumike, L.A.	33	1043	31.6
Loyd, Sea.	34	1075	31.6

REBOUNDS

	G	OFF	DEF	TOT	AVG
Charles, N.Y.	32	74	243	317	9.9
Stewart, Sea.	34	40	277	317	9.3
Ogwumike, L.A.	33	77	222	299	9.1
Fowles, Min.	34	84	206	290	8.5
Williams, Atl.	34	106	170	276	8.1
Paris, Dal.	34	94	177	271	8.0
Stokes, N.Y.	27	63	138	201	7.4
Larkins, Ind.	33	76	168	244	7.4
Parker, L.A.	34	33	217	250	7.4
Brunson, Min.	33	73	167	240	7.3

FIELD GOAL PCT

	FGM	FGA	PCT
Ogwumike, L.A.	244	367	.665
Larkins, Ind.	106	166	.639
Langhorne, Sea.	126	200	.630
Fowles, Min.	182	306	.595
Ogwumike, Ct.	158	269	.587
Kizer, Ind.	139	250	.556
Paris, Dal.	119	217	.548
Griner, Pho.	178	325	.548
Dupree, Pho.	152	281	.541
Lavender, L.A.	150	279	.538

FREE THROW PCT

	FTM	FTA	PCT
Johnson, Ind.	60	64	.938
Delle Donne, Chi.	130	139	.935
Currie, S.A.	90	98	.918
Mitchell, Ind.	92	101	.911
Taurasi, Pho.	140	154	.909
Taylor, Pho.	68	75	.907
Vandersloot, Chi.	66	73	.904
Whalen, Min.	66	74	.892
Loyd, Sea.	131	147	.891
Toliver, L.A.	72	81	.889

BLOCKS PER GAME

	G	BLK	AVG
Griner, Pho.	34	107	3.15
Williams, Atl.	34	79	2.32
Stewart, Sea.	34	64	1.88
Fowles, Min.	34	61	1.79
Delle Donne, Chi.	28	43	1.54
Stokes, N.Y.	27	38	1.41
Boyette, Chi.	31	42	1.35
Ogwumike, L.A.	33	39	1.18
Jones, Ct.	34	38	1.12
Breland, Chi.	34	37	1.09

2016 WNBA ROOKIE LEADERS

SCORING AVERAGE

	G	FG	FT	PTS	AVG
Stewart, Sea.	34	208	160	621	18.3
Jefferson, S.A.	34	185	69	472	13.9
Powers, Dal.	32	100	101	333	10.4
Mitchell, Ind.	34	87	92	291	8.6
Holmes, Atl.	33	91	48	247	7.5
Tuck, Ct.	26	67	32	183	7.0
Jones, Ct.	34	85	51	232	6.8
Boyette, Chi.	31	87	33	207	6.7
Williams, Pho.-Ct.	25	68	12	156	6.2
Copper, Was.	30	65	43	187	6.2

ASSISTS

	G	AST	AVG
Jefferson, S.A.	34	142	4.2
Stewart, Sea.	34	114	3.4
Mitchell, Ind.	34	48	1.4
Holmes, Atl.	33	41	1.2
Williams, Pho.-Ct.	25	30	1.2
Tuck, Ct.	26	29	1.1
Powers, Dal.	32	35	1.1
Banham, Ct.	15	14	0.9
Peters, S.A.	34	27	0.8
Copper, Was.	30	23	0.8

3-PT FG PCT

	3FG	3FGA	PCT
Copper, Was.	14	30	.467
Jefferson, S.A.	33	88	.375
Powers, Dal.	32	87	.368
Banham, Ct.	13	37	.351
Stewart, Sea.	45	133	.338
Tuck, Ct.	17	56	.304
Mitchell, Ind.	25	85	.294
Simmons, Atl.	16	56	.286
Holmes, Atl.	17	62	.274
Peters, S.A.	18	72	.250

STEALS PER GAME

	G	STL	AVG
Jefferson, S.A.	34	55	1.62
Stewart, Sea.	34	42	1.24
Powers, Dal.	32	33	1.03
Holmes, Atl.	33	30	0.91
Mitchell, Ind.	34	30	0.88
Belyakova, L.A.	20	13	0.65
Jones, Ct.	34	22	0.65
Boyette, Chi.	31	19	0.61
Banham, Ct.	15	8	0.53
Copper, Was.	30	15	0.50

MINUTES PER GAME

	G	MIN	AVG
Stewart, Sea.	34	1179	34.7
Jefferson, S.A.	34	1034	30.4
Holmes, Atl.	33	702	21.3
Mitchell, Ind.	34	681	20.0
Powers, Dal.	32	614	19.2
Boyette, Chi.	31	587	18.9
Peters, S.A.	34	594	17.5
Tuck, Ct.	26	433	16.7
Copper, Was.	30	487	16.2
Gwathmey, S.A.	22	351	16.0

REBOUNDS

	G	OFF	DEF	TOT	AVG
Stewart, Sea.	34	40	277	317	9.3
Boyette, Chi.	31	54	121	175	5.6
Jones, Ct.	34	61	65	126	3.7
Copper, Was.	30	13	79	92	3.1
Williams, Pho.-Ct.	25	28	48	76	3.0
Tuck, Ct.	26	23	51	74	2.8
Powers, Dal.	32	27	60	87	2.7
Holmes, Atl.	33	24	61	85	2.6
Peters, S.A.	34	16	62	78	2.3
Jefferson, S.A.	34	15	58	73	2.1

FIELD GOAL PCT

	FGM	FGA	PCT
Boyette, Chi.	87	157	.554
Jones, Ct.	85	160	.531
Stewart, Sea.	208	455	.457
Holmes, Atl.	91	209	.435
Jefferson, S.A.	185	434	.426
Copper, Was.	65	156	.417
Tuck, Ct.	67	162	.414
Williams, Pho.-Ct.	68	166	.410
Powers, Dal.	100	254	.394
Mitchell, Ind.	87	241	.361

FREE THROW PCT

	FTM	FTA	PCT
Mitchell, Ind.	92	101	.911
Powers, Dal.	101	121	.835
Stewart, Sea.	160	192	.833
Jefferson, S.A.	69	89	.775
Holmes, Atl.	48	62	.774
Peters, S.A.	28	37	.757
Jones, Ct.	51	69	.739
Tuck, Ct.	32	45	.711
Copper, Was.	43	63	.683
Boyette, Chi.	33	50	.660

BLOCKS PER GAME

	G	BLK	AVG
Stewart, Sea.	34	64	1.88
Boyette, Chi.	31	42	1.35
Jones, Ct.	34	38	1.12
Hamblin, Dal.	20	9	0.45
Hollivay, Atl.	32	13	0.41
Gwathmey, S.A.	22	8	0.36
Powers, Dal.	32	7	0.22
Peters, S.A.	34	7	0.21
Holmes, Atl.	33	5	0.15
2 tied			0.12

WNBA TEAM LEADERS

TEAM STATISTICS

		-- FIELD GOALS --			-- 3-PT FIELD GOALS --			-- FREE THROWS --			-- REBOUNDS --			-- MISCELLANEOUS --					SCORING		
	G	MADE	ATT.	PCT.	MADE	ATT.	PCT.	MADE	ATT.	PCT.	OFF.	DEF.	TOT.	AST	PF	DQ	STL	TO	BLK	PTS	AVG.
Chi.	34	1131	2449	.462	138	375	.368	530	638	.831	346	866	1212	620	670	2	236	411	173	2930	86.2
Minn.	34	1095	2325	.471	137	406	.337	590	732	.806	328	890	1218	681	647	4	279	460	156	2917	85.8
Phoe.	34	999	2204	.453	209	610	.343	669	797	.839	254	846	1100	571	698	9	245	469	181	2876	84.6
Conn.	34	1070	2437	.439	192	623	.308	489	684	.715	367	792	1159	568	729	9	285	482	117	2821	83.0
L.A.	34	1061	2178	.487	200	533	.375	499	631	.791	227	843	1070	692	559	1	273	463	130	2821	83.0
Dal.	34	955	2387	.400	239	742	.322	661	822	.804	375	785	1160	521	701	4	220	475	120	2810	82.6
Atl.	34	985	2334	.422	127	442	.287	683	909	.751	372	868	1240	510	680	5	245	471	171	2780	81.8
N.Y.	34	1022	2355	.434	153	422	.363	579	745	.777	361	950	1311	637	683	5	243	498	161	2776	81.6
Sea.	34	983	2149	.457	244	687	.355	538	646	.833	231	834	1065	644	588	1	215	491	121	2748	80.8
Wash.	34	955	2257	.423	240	670	.358	595	744	.800	279	834	1113	593	669	2	213	433	110	2745	80.7
Ind.	34	994	2223	.447	174	542	.321	574	679	.845	290	762	1052	601	708	3	298	498	80	2736	80.5
S.A.	34	903	2229	.405	152	508	.299	491	615	.798	285	798	1083	551	685	2	240	479	129	2449	72.0

OPPONENT STATISTICS

	-- FIELD GOALS --			3-PT FIELD GOALS			FREE THROWS			REBOUNDS												
	MADE	ATT.	PCT.	MADE	ATT.	PCT.	MADE	ATT.	PCT.	OFF.	DEF.	TOT.	AST	PF	DQ	STL	TO	BLK	PTS	AVG.	DIFF	
L.A.	976	2256	.433	174	570	.305	454	583	.779	309	793	1102	569	622	5	249	483	90	2580	75.9	+7.1	
Minn.	949	2278	.417	188	585	.321	531	668	.795	287	758	1045	521	702	3	239	514	115	2617	77.0	+8.8	
Sea.	1039	2336	.445	173	511	.339	476	598	.796	323	813	1136	563	662	2	245	429	107	2727	80.2	+0.6	
S.A.	968	2209	.438	170	481	.353	622	769	.809	322	893	1215	593	604	4	234	444	149	2728	80.2	-8.2	
N.Y.	980	2375	.413	208	646	.322	581	730	.796	299	857	1156	583	642	3	280	428	146	2749	80.9	+0.8	
Ind.	995	2132	.467	177	509	.348	582	742	.784	277	794	1071	581	672	4	270	530	139	2749	80.9	-0.4	
Wash.	1022	2307	.443	184	538	.342	567	711	.797	331	867	1198	634	691	3	213	438	141	2795	82.2	-1.5	
Phoe.	1035	2352	.440	193	542	.356	569	698	.815	319	852	1171	559	703	5	243	477	91	2832	83.3	+1.3	
Atl.	1043	2396	.435	166	532	.312	603	768	.785	339	846	1185	668	733	7	256	473	179	2855	84.0	-2.2	
Conn.	1021	2225	.459	179	507	.353	647	792	.817	282	871	1153	586	632	1	269	533	152	2868	84.4	-1.4	
Chi.	1021	2340	.436	232	662	.350	635	793	.801	302	817	1119	673	610	4	230	420	140	2909	85.6	+0.6	
Dal.	1104	2321	.476	161	477	.338	631	790	.799	325	907	1232	659	744	6	264	461	200	3000	88.2	-5.6	

RANK WITHIN LEAGUE TEAM STATS

	ATL	CHI	CT	DAL	IND	LA	MIN	NY	PHO	SA	SEA	WAS
Points/game	7	1	4t	6	11	4t	2	8	3	12	9	10
FG pct.	10	3	7	12	6	1	2	8	5	11	4	9
FT pct.	11	4	12	6	1	9	5	10	2	8	3	7
3-pt FG pct.	12	2	10	8	9	1	7	3	6	11	5	4
Off. Reb./gm	2	5	3	1	7	12	6	4	10	8	11	9
Def. Reb./gm	3	4	10	11	12	6	2	1	5	9	7t	7t
Rebounds/game	2	4	6	5	12	10	3	1	8	9	11	7
Assists/game	12	5	9	11	6	1	2	4	8	10	3	7
Steals/game	5t	9	2	10	1	4	3	7	5t	8	11	12
Turnovers/gm	6	1	9	7	11t	4	3	11t	5	8	10	2
Blocks/gm	3	2	10	9	12	6	5	4	1	7	8	11
Pers.Fouls/gm	6	5	12	10	11	1	3	7	9	8	2	4
DQ/game	9t	3t	11t	7t	6	1t	7t	9t	11t	3t	1t	3t

RANK WITHIN LEAGUE STATS OPPONENT STATS

	ATL	CHI	CT	DAL	IND	LA	MIN	NY	PHO	SA	SEA	WAS
Points/game	9	11	10	12	5t	1	2	5t	8	4	3	7
FG pct.	4	5	10	12	11	3	2	1	7	6	9	8
FT pct.	3	9	12	8	2	1	4	5	11	10	6	7
3-pt FG pct.	2	9	10	5	8	1	3	4	12	11	6	7
Off. Reb./gm	12	5	2	10	1	6	3	4	7	8	9	11
Def. Reb./gm	6	5	10	12	3	2	1	8	7	11	4	9
Rebounds/game	9	4	6	12	2	3	1	7	8	11	5	10
Assists/game	11	12	7	10	5	4	1	6	2	8	3	9
Steals/game	8	2	10	9	11	7	4	12	5	3	6	1
Turnovers/gm	6	12	1	7	2	4	3	11	5	8	10	9
Blocks/gm	11	6	10	12	5	1	4	8	2	9	3	7
Pers.Fouls/gm	2	11	9	1	6	10	4	8	3	12	7	5
DQ/game	1	5t	12	2	5t	3t	8t	8t	3t	5t	11	8t

LEAGUE HISTORY & INFORMATION

HISTORY

On April 24, 1996, women's basketball announced "We Got Next" as the NBA Board of Governors approved the concept of a Women's National Basketball Association (WNBA) to begin play in June 1997.

Since that day in 1996, there have been many firsts for the WNBA: Val Ackerman -- the first president of the WNBA Sheryl Swoopes -- the first player signed to the WNBA Cynthia Cooper -- the league's first Most Valuable Player Houston Comets -- the first WNBA champions Lisa Leslie -- the first WNBA player to dunk (July 30 2002 vs. Miami) Lauren Jackson -- the first international player to win MVP (2007) Candace Parker -- the first rookie to earn the league's MVP honor (2008) Sylvia Fowles -- the first goaltending call (June 3, 2008 vs. L.A.)

The inaugural WNBA season tipped off on June 21, 1997, with the New York Liberty taking on the Los Angeles Sparks at the Great Western Forum in Inglewood, Calif. A crowd of 14,284 watched as Sparks guard Penny Toler scored the first basket in WNBA history. The Liberty defeated the Sparks, 67-57.

Fifteen years later, in a rematch of those same two teams at Staples Center in Los Angeles, the increased skill, talent, and athleticism of WNBA players was evident as the Sparks, led by center/forward Candace Parker, defeated the Liberty 96-91. In 2011, the league also selected its "Top 15 Players of All Time." Voting was conducted among fans, media, and current players and coaches. Those named to the list were Sue Bird, Tamika Catchings, Cynthia Cooper, Yolanda Griffith, Becky Hammon, Lauren Jackson, Lisa Leslie, Ticha Penicheiro, Cappie Pondexter, Katie Smith, Dawn Staley, Sheryl Swoopes, Diana Taurasi, Tina Thompson, and Teresa Weatherspoon.

A GROWING GAME

The influence of the WNBA can be seen in the explosive growth of organized women's basketball over the past 14 seasons. An estimated 100 million women play basketball worldwide, and the league reflects this trend, featuring 15 international players from six countries and territories at the start of the 2011 season. Female AAU youth basketball participation has increased 277 percent since 1991 (from 28,840 to 108,758 players). Female high school basketball participation has increased 17 percent since 1991 (from 387,802 to 456,967 players). And female NCAA basketball participation has increased 43 percent since 1991 (from 10,551 to 15,096 players).

KEY PERSONNEL

Lisa Borders – President and Player Relations Christine Godleski – Chief Operating Officer Jamin Dershowitz – General Counsel Dee Kantner – Supervisor of Officials

KEY PLAYERS

Top veterans: Seimone Augustus (Lynx), Sue Bird (Storm), Rebekkah Brunson (Lynx), Swin Cash (Sky), Tamika Catchings (Fever), Tina Charles (Sun), Katie Douglas (Fever), Candice Dupree (Mercury), Sylvia Fowles (Sky), Becky Hammon (Silver Stars), Lindsey Harding (Dream), Lauren Jackson (Storm), Asjha Jones (Sun), Crystal Langhorne (Mystics), Angel McCoughtry (Dream), Maya Moore (Lynx), Candace Parker (Sparks), Cappie Pondexter (Liberty), Diana Taurasi (Mercury), Penny Taylor (Mercury), Tina Thompson (Storm), Lindsay Whalen (Lynx), Sophia Young (Silver Stars). Rising young stars: Matee Ajavaon (Mystics), Danielle Adams (Silver Stars), DeWanna Bonner (Mercury), Liz Cambage (Shock), Essence Carson (Liberty), Renee Montgomery (Sun), Epiphanny Prince (Sky), Danielle Robinson (Silver Stars), Courtney Vandersloot (Sky), Kia Vaughn (Liberty)

KEY STATS

Ball size: 28.5" (high school and NCAA women's) 3-point line: 20'6 1/4" (International) Length of game: Four 10-minute quarters

ALL-STAR GAME

The first WNBA All-Star Game was held in New York at Madison Square Garden in 1999. The Garden also hosted the event in 2003 and in 2006. Washington's Verizon Center (2002, 2007) is the other venue to host the game multiple times. Other All-Star Games were played in Phoenix (2000), Orlando (2001), and at Mohegan Sun Arena in Uncasville, Conn. (2009). Due to the Olympics, no All-Star Game was held in 2004 and 2008, although Radio City Music Hall in New York City was the site of an exhibition game on August 5, 2004, as the U.S. National Team, comprised mainly of WNBA greats, faced a squad of WNBA All-Stars in "WNBA vs. USA Basketball: The Game at Radio City." In 2010, the WNBA held a special event called "WNBA vs. USA Basketball: The Stars at the Sun" at Mohegan Sun Arena in order to accommodate the FIBA World Championship schedule.

INSPIRING WOMEN

The Inspiring Woman Award is an annual honor that celebrates an individual who, on a daily basis, demonstrates her ability to inspire others through her commitment, passion and dedication to work, family, and community. Past honorees include Emmy-award winning news anchor Katie Couric (2011), U.S. Ambassador to the United Nations Susan Rice (2010), Emmy-award winning journalist Cokie Roberts (2009), Good Morning America's Robin Roberts (2008), Secretary of State Condoleezza Rice (2007), and the WNBA All-Decade Team (2006).

DAWN STALEY AWARD

The Dawn Staley Community Leadership Award was announced in 2006 and is now presented annually to the player who best exemplifies the characteristics of a leader in the community and reflects Staley's contagious leadership, spirit, charitable efforts, and love for the game. Winners include Charde Houston (2010), Chamique Holdsclaw (2009), Tamika Raymond (2008), and Tamika Catchings (2007). A member of the WNBA's All-Decade Team, Staley, who retired following the 2006 season, established herself as one of the greatest ambassadors in women's basketball history, while also demonstrating outstanding leadership qualities as a coach on the collegiate level and as a philanthropist and humanitarian.

LEAGUE HISTORY & INFORMATION

MARKETING

The WNBA maintains marketing, promotional, and media partnerships with a variety of top companies, each with varying levels of activation and integration in league operations.

Marketing and Promotional Partners: adidas, American Express, Bacardi, BBVA, Boost Mobile, CieAura, Coca-Cola, Deuce Brand, EA Sports, Gatorade, General Mills/Wheaties, Growums, Hayworth, HP, InterContinental Hotels Group (IHG) Hotels, Jamba Juice, NewTek, Nike, Panasonic, Pepperidge Farm, Pirate's Booty, Russell Athletic, Sanofi Aventis, Sanofi Pasteur, Spalding
Media Partners: USA Today, Parenting Group, Essence, Heart & Soul

The WNBA's marketing partners utilize the league to support women's sports and reach its strong fanbase of women, families, and young girls through advertising in WNBA nationally televised games, national promotions, player endorsements, and special events.

On Aug. 22, 2011 the WNBA and Boost Mobile, an industry leader in no-contract wireless service, announced a landmark multiyear marketing partnership that makes Boost Mobile the first leaguewide marquee partner of the WNBA. As the league's most prominent partner, Boost Mobile is tied closely to the WNBA brand on a national level. As part of this partnership, the Boost Mobile brand is prominently featured on the front of the game jerseys of 10 teams. Additionally, special programming highlighting the "WNBA's Top 15 Moments presented by Boost Mobile" is included as part of the league's 15th season celebration.

The WNBA has an extensive, highly integrated relationship with adidas. The sporting goods and apparel giant has served as the official outfitter of the WNBA, having unveiled new uniforms across the league in 2007 and again in 2011. In 2008, adidas became the first-ever presenting partner of the WNBA's entire postseason, including both the playoffs and Finals, and was the presenting partner for the 2011 WNBA All-Star Game.

Five WNBA teams have entered the league's Marquee Partnership program, which includes multiyear deals featuring branded sponsorship of game jerseys – the Phoenix Mercury partnering with Casino Arizona and Talking Stick Resort, the Los Angeles Sparks with Farmers Insurance Group, the Seattle Storm with Microsoft search engine Bing, the New York Liberty with Foxwoods Resort Casino, San Antonio Stars with H-E-B and the Washington Mystics with Inova Health System.

ATTENDANCE/TV RATINGS

In 2011, WNBA attendance increased for the fifth consecutive year and regular-season TV viewership on ESPN2 reached its highest level since 2005, as fans responded to one of the most compelling seasons in the league's 15-year history. Viewership for the league's showcase events also increased. Viewership for the WNBA All-Star Game on ABC was up 46 percent vs. the last All-Star on ABC in 2009 (there was no All-Star Game in 2010). Viewership for the 2011 WNBA Finals was up four percent over the 2010 championship series. U.S. ratings for the first round of the 2011 WNBA Draft on ESPN increased 47 percent vs. the first round of 2010 Draft on ESPN2.

The WNBA's broadcast coverage in 2011 included more than two dozen high-definition regular-season playoffs and Finals games on ESPN2 and ABC, as well as 70 regular-season games and up to six playoff games on NBA TV. In addition, all WNBA games were available online via WNBA LiveAccess unless: (a) They were televised on ABC or ESPN2 – in which case they streamed live on ESPN3.com and were later archived to WNBA.com, or (b) Their game window fell within a national broadcast window on ABC or ESPN2.

In July 2007, the WNBA signed a new, eight-year TV deal with ESPN that tipped off in 2009 and runs through 2016, the WNBA's 20th season. The agreement, which calls for ABC, ESPN, and ESPN2 to telecast WNBA games, includes rights fees, a first for any women's professional team sports league in the U.S.

DIGITAL/SOCIAL MEDIA

WNBA Digital assets continued to increase in popularity as WNBA.com saw continued growth during the 2011 season, with daily unique visits up 13 percent and overall visits up 11 percent. WNBA games streamed online at WNBA.com via LiveAccess saw a 55 percent increase in unique users. In terms of social media, the WNBA YouTube channel experienced a 35 percent increase in video views this season. The WNBA Facebook page (www.Facebook.com/wnba) saw an 11 percent increase in fans.

GLOBAL REACH

The WNBA has a wide impact on overseas markets. In 2011, WNBA games and programming reached a record 203 countries in 25 languages. In addition, for the sixth consecutive year, fans around the globe are able to view WNBA action via live Webcasts on WNBA.com.

End-of-season 2011 WNBA rosters featured 15 international players from seven countries and territories. Among the league's international contingent are the three-time MVP, Seattle Storm forward/center Lauren Jackson (Australia), the Indiana Fever's Tammy Sutton-Brown (Canada), the San Antonio Silver Stars' Sophia Young (St. Vincent), the Los Angeles Sparks' Ticha Penicheiro (Portugal), and Tulsa's Liz Cambage (Australia), whom the Shock selected with the No. 2 overall pick in the 2011 Draft.

WNBA DRAFT

The 2015 WNBA Draft presented by Boost Mobile took place on April 16 at Mohegan Sun in Uncasville, Conn. The Seattle Storm elected Notre Dame's guard Jewell Loyd as the No. 1 overall pick. The Tulsa Shock selected Amanda Zahui B. second, the Seattle Storm tabbed Kalenne Mosqueda-Lewis third, the Connecticut Sun chose Elizabeth Williams fourth, and the Chicago Sky took Cheyenne Parker fifth to round out the first five selections.

Six WNBA teams now fall under the independent ownership model: the Atlanta Dream, Chicago Sky, Connecticut Sun, Los Angeles Sparks, Seattle Storm, and the Dallas Wings.

The Dallas Wings (formerly Tulsa Shock), moved to the Dallas-Fort Worth area in November of 2015, is owned by Full Court Partner. The Connecticut Sun, which began operation in 2003 after relocating from Orlando, is owned by the Mohegan Tribe. The Chicago Sky is owned by Michael Alter.

LEAGUE HISTORY & INFORMATION



MEDIA

THE ORGANIZATION

ARLINGTON

PLAYERS/COACHES

2016 RECAP

HISTORY

RECORDS

OPPONENTS

2017 SCHEDULE

KEY HIGHLIGHTS

- On, Aug. 26, 2011, retired three-time league MVP Lisa Leslie became the first former WNBA player to become part owner of a team when she joined the existing ownership group of the Los Angeles Sparks led by Paula Madison and investors Kathy Goodman and Carla Christofferson.
- In 2010, Tina Thompson of the Los Angeles Sparks became the all-time scoring leader with 6,413 points, surpassing her former teammate, Lisa Leslie (6,263) who retired following the 2009 season.
- Tina Charles won the 2010 WNBA Rookie of the Year award after averaging 15.5 ppg, 11.7 rpg, and 1.7 bpg, while also setting league records for most rebounds (398) and doubles-doubles (22) in a season.
- Lauren Jackson won the 2010 WNBA MVP presented by Kia Motors award and also took home 2010 WNBA Finals MVP honors. Jackson also became the third player to earn WNBA MVP honors three times (2003, 2007, 2010), joining the Sparks' Lisa Leslie (2001, 2004, 2006) and the Houston Comets' Sheryl Swoopes (2000, 2002, 2005). Houston's Cynthia Cooper earned the award twice (1997, 1998).
- The others to capture MVP honors are the Sacramento Monarchs' Yolanda Griffith (1999), the Sparks' Candace Parker (2008, when she became the first rookie in league history to earn the award), and the Phoenix Mercury's Diana Taurasi (2009).
- Lisa Leslie of the Los Angeles Sparks became the first – and only – WNBA player to capture the regular-season, AllStar, and Finals MVP awards in the same season (2001).
- Candace Parker became the first WNBA player to win Rookie of the Year and Most Valuable Player in the same season (2008). The first selection in the 2008 WNBA Draft, she earned both honors after leading the league in double-doubles and rebounds per game, while also ranking second in blocks per game and fourth in points per game.
- Lauren Jackson became the WNBA's youngest (26 years, 77 days) and fastest (209 games) to score her 4,000th career point on July 27, 2007. Diana Taurasi subsequently surpassed Jackson as the fastest to 4,000 points in terms of fewest games played when she reached the milestone on July 27, 2009 in just 197 games.
- Taurasi rewrote the WNBA scoring records in 2006 when she led the league with 25.3 points per contest, became the first WNBA player to top 800 points in a single season (860), and the single-season mark for three-point field-goals (121), and the single-game mark for points (47, a number later equaled by the Storm's Lauren Jackson in 2007).
- Sheryl Swoopes, who earned MVP and Defensive Player of the Year honors in 2000 and 2002, recorded the league's first triple-double (14 points, 15 rebounds, 10 assists) vs. the Detroit Shock on July 27, 1999.
- Lisa Leslie became the first player to dunk in a WNBA game when she did so on July 30, 2002 versus the Miami Sol. Candace Parker, also of the Sparks, was the second, dunking versus the Indiana Fever on June 22, 2008.

LEAGUE HISTORY & INFORMATION

1996

- April 24 Women's basketball announces "We Got Next" as the NBA Board of Governors approves the concept of a WNBA.
- August 7 Val Ackerman is named first president of the WNBA.
- October 23 Houston Comets forward Sheryl Swoopes becomes the first player signed by the WNBA.
- October 30 WNBA announces eight teams to compete in the inaugural season – Charlotte, Cleveland, Houston, Los Angeles, New York, Phoenix, Sacramento and Utah.

1997

- January 22 The league's first 16 players are allocated to teams, an elite group comprised of Olympians and collegiate stars.
- April 19 WNBA and Spalding introduce the league's official orange-and-oatmeal game ball during WNBA Pre-Draft Camp at Disney's Wide World of Sports complex in Orlando.
- April 28 Tina Thompson is the first No. 1 draft pick, selected by the Houston Comets in the inaugural WNBA Draft.
- June 21 The New York Liberty and the Los Angeles Sparks tip-off the first WNBA game at the Great Western Forum in Los Angeles Sparks guard Penny Toler scores the league's first basket at 19:01. New York wins 67-57.
- June 23 Utah Starzz becomes first team to pass the 100-point mark in a 102-89 victory over the Los Angeles Sparks.
- July 2 New York Liberty center Rebecca Lobo wins her 100th consecutive personal victory when the Liberty defeat the Houston Comets 70-67. Winning streak comprises Lobo's 35-0 senior season at the University of Connecticut, 60-0 as member of U.S. Olympic Team and 5-0 as a member of the Liberty. The streak ends at 102.
- August 30 The Houston Comets become the first WNBA Champions, employing the unstoppable Cynthia Cooper and a suffocating defense for a 65-51 victory over the New York Liberty at The Summit.
- October 1 The WNBA announces that franchises in Detroit and Washington will join the fold as expansion teams for the 1998 season.

1998

- April 22 The league announces the addition of expansion teams in Orlando and Minnesota for the 1999 season, bringing the total number of teams to 12.
- June 19 Los Angeles Sparks center Lisa Leslie sets a WNBA record by pulling down 21 rebounds in the Sparks' victory over the New York Liberty.
- June 21 Lisa Leslie notches her seventh-straight double-double, setting a WNBA record.
- July 18 Houston's Cynthia Cooper becomes the first player to reach 1,000 points during Comets' 75-44 rout of the Sacramento Monarchs.
- July 29 Sacramento Monarchs guard Ticha Penicheiro dishes out 16 assists in a 75-67 loss vs. the Cleveland Rockers to set a WNBA record.
- August 29 In Game 2 of the WNBA Finals, the Houston Comets, trailing the Phoenix Mercury 1-0 in the best-of-three series, erases a 12-point deficit in the final 7:24 to force overtime. Houston wins the series and claims its second of four titles.

1999

- April 29 The WNBA and WNBPAA reaches final accord as the league's first Collective Bargaining Agreement is signed.
- June 7 WNBA announces the addition of four expansion teams for the 2000 season – Indiana, Miami, Portland and Seattle. The WNBA family now includes 16 teams.
- June 29 The Sacramento Monarchs and the Minnesota Lynx combine for a WNBA-record 21 three-pointers (10 by Sacramento, 11 by Minnesota in the Monarchs' 86-72 victory over the Lynx.
- July 14 Whitney Houston sings the National Anthem in front of an electrified crowd on hand at Madison Square Garden to witness the Inaugural WNBA All-Star Game. The West defeats the East 79-61 and Lisa Leslie is named MVP.
- July 27 Sheryl Swoopes records the WNBA's first triple-double with 15 points, 14 rebounds and 10 assists in an 85-46 win over Detroit at the Compaq Center.
- September 4 New York Liberty guard Teresa Weatherspoon nails a shot from beyond the midcourt line with 2.4 seconds remaining to give the Liberty a 68-67 victory over the Houston Comets in Game 2 of the WNBA Finals. The shot sends the series to a decisive Game 3, which the Comets win to claim their third straight WNBA title.

2000

- June 7 Cleveland Rockers forward Eva Nemcova ends her record-streak of 66 consecutive free throws with a miss against Orlando. Nemcova did not miss from the foul line from June 14, 1999 to June 5, 2000.
- July 17 The West defeats the East 73-61 at the 2000 WNBA All-Star Game, hosted by the Phoenix Mercury at America West Arena. Houston's Tina Thompson captures MVP honors.
- August 25 Cleveland Rockers guard Suzie McConnell Serio is named the recipient of the first Kim Perrot Sportsmanship Award presented by American General, named in honor of Houston's Kim Perrot, who died of cancer in 1999.
- August 26 Cynthia Cooper turns in a clutch performance to earn her fourth WNBA Finals MVP as the Houston Comets claim fourth straight title by defeating the New York Liberty. In Game 1 at Madison Square Garden, Cooper converts a crucial 3-point play with 25.4 seconds remaining to push the Comets' lead to five. In Game 2, she scores six of her 25 points in overtime and nine of Houston's final 18 points. It marks Cooper's last appearance in the WNBA Finals. She retires as the WNBA's all-time scoring leader.

2001

- June 2 Houston's Van Chancellor becomes first WNBA coach to record 100 victories as the Comets defeat the Detroit Shock 74-73.
- June 7 Utah Starzz center Margo Dydek records the WNBA's second triple-double, setting a league record for blocked shots in the process as her 12 points, 11 rebounds and 10 blocks leads Utah to an 82-79 win over Orlando.
- July 3 Washington and Seattle battle through quadruple overtime – the longest game in WNBA history – before the Mystics edge the Storm 72-69.
- July 7 Minnesota Lynx guard Katie Smith sets the WNBA single-game scoring record with a 46-point performance, including six 3-pointers, in a 100-95 overtime loss to Los Angeles.
- July 14 The West wins the 2001 WNBA All-Star Game in Orlando, defeating the East 80-72. Lisa Leslie earns her second All-Star MVP award.
- July 30 Lisa Leslie scores her 2,538th point to become the WNBA's career scoring leader, surpassing Cynthia Cooper.
- August 10 Katie Smith scores 22 points in Minnesota's 65-51 win over Seattle to break the WNBA single-season scoring record of 686 points set by Cynthia Cooper in 1999.
- August 11 Los Angeles becomes the first team to go undefeated at home for an entire season, finishing 16-0 at the STAPLES Center.
- August 27 The Charlotte Sting, after dropping the opener of the Eastern Conference Finals at home, go into Madison Square Garden and take both games against the Liberty to derail New York's hopes of making a third consecutive trip to the WNBA Finals. Charlotte advances to the Finals after a 1-10 season start.
- September 1 The Los Angeles Sparks claim their first WNBA Championship to give the city of Los Angeles a sweep of professional basketball titles in 2001. Lisa Leslie becomes the first WNBA player to capture all three MVP awards in the same season, joining NBA greats Shaquille O'Neal, Michael Jordan

LEAGUE HISTORY & INFORMATION

and Willis Reed as the only pro hoopsters to accomplish this feat. Sparks coach Michael Cooper becomes the first person to claim NBA and WNBA titles, having won five championships as a player with the Lakers.

September 1 The WNBA welcomes its 10 millionth fan prior to Game 2 of the WNBA Finals at the STAPLES Center.

November 13 The Seattle Storm win the first pick in the 2002 WNBA Draft in the inaugural WNBA Draft Lottery.

2002

June 4 Katie Smith becomes the WNBA's all-time career leader for three-pointers (233), surpassing Cynthia Cooper (232).

June 5 Teresa Weatherspoon becomes the first WNBA player to record 1,000 assists during the Liberty's 60-59 victory over the Detroit Shock at Madison Square Garden.

June 8 The Orlando Miracle and the Cleveland Rockers square off for the longest game in WNBA history. The Miracle claims a 103-99 victory in the 2:57 contest that spans three overtime periods.

June 22 Utah Starzz forward Natalie Williams records the first 20/20 performance in WNBA history when she scores 22 points and grabs 20 rebounds in Utah's 77-61 win over the Sacramento Monarchs at ARCO Arena.

July 15 The West earns its fourth straight victory in the 2002 WNBA All-Star Game in Washington, D.C., edging the East 81-76. Lisa Leslie takes All-Star MVP honors for the second straight year and third time in her career.

July 22 Lisa Leslie becomes the first WNBA player to record 3,000 points during the Sparks' 92-84 victory over Orlando at the STAPLES Center. Leslie records 24 points and 21 rebounds (tying the league record she set on 6/19/98) in the victory.

July 30 Lisa Leslie becomes the first WNBA player to dunk in a game when she throws down a one-handed breakaway layup with 4:44 remaining in the first half in Los Angeles' 82-73 loss to Miami at the STAPLES Center.

August 9 Margo Dydek becomes the first WNBA player to record 500 career blocks.

August 15 Washington Mystics forward Chamique Holdsclaw becomes the first player to lead the league in both scoring (19.9 ppg) and rebounding (11.6 rpg) in a single season.

August 29 Los Angeles Sparks rookie guard Nikki Teasley nails the game-winning shot in the waning seconds of Game 2 of the WNBA Finals to give the Sparks their second consecutive WNBA Championship, defeating the New York Liberty. Lisa Leslie earns WNBA Finals MVP honors for the second straight year.

October 8 The NBA Board of Governors votes to restructure the WNBA to allow individual team ownership, to allow teams to be owned by non-NBA owners and to be located in non-NBA markets.

October 21 The WNBA announces that the Miracle will be relocated from Orlando to a city to be designated by the WNBA.

November 27 The Miami Heat organization elects not to assume ownership of the Sol.

December 5 The WNBA announces that the Utah Starzz will relocate to San Antonio for the 2003 season.

December 30 The Portland Trailblazers organization elects not to assume ownership of the Fire.

2003

January 10 San Antonio announces "Silver Stars" as its official team name.

January 28 The Connecticut Sun join the WNBA for 2003, as the Mohegan Tribe of Indians become the first non-NBA owner in league history. The Orlando Miracle become the Connecticut Sun.

April 24 The WNBA holds the second annual Draft Lottery and a Dispersal Draft to disseminate players from the Miami Sol and Portland Fire. The Cleveland Rockers win the lottery, while the Detroit Shock make Ruth Riley, formerly of the Sol, the first selection in the Dispersal Draft.

April 25 At 3 a.m., the WNBA and the WNBAPA sign the league's second Collective Bargaining Agreement. The agreement is for four years, with a league option for a fifth, and gives WNBA players the first free agency rights in the history of women's professional team sports.

April 25 The league holds the 2003 WNBA Draft, and Cleveland takes Mississippi State's LaToya Thomas as the first overall pick.

May 23 Chamique Holdsclaw breaks the WNBA record for rebounds in a game grabbing 24 in the Washington Mystics season-opening win over the Charlotte Sting. She also added 22 points and become the first WNBA player to record two 20-point, 20-rebound performances in a career.

June 7 Seattle Storm center Lauren Jackson becomes the youngest player in WNBA history to reach the 1,000 point milestone at age 22.

June 10 Minnesota's Katie Smith becomes the first WNBA player to record 300 three-point field goals in her career.

July 12 The West captures its fifth straight WNBA All-Star victory at New York's Madison Square Garden by defeating the East All-Stars 84-75, while Los Angeles's Nikki Teasley earns MVP honors.

August 25 Nikki Teasley finishes the year averaging 11.5 points, 6.3 assists, and 5.1 rebounds becoming the first player in WNBA history to average more than ten points, five assists, and five rebounds in a season.

September 14 Seattle's Lauren Jackson becomes the first international player to win the WNBA's Most Valuable Player award.

September 16 The Detroit Shock win their first WNBA title against the Los Angeles Sparks in front of a sell-out crowd and record attendance of 22,076. Detroit's Ruth Riley records a career high 27 points in Game Three and earns the series MVP.

September 23 Rebecca Lobo, one of three original WNBA players, (together with Sheryl Swoopes and Lisa Leslie) signed by the league, retires after a seven-year career.

December 3 The Phoenix Mercury win the first pick in the WNBA Draft in the 2004 WNBA Draft Lottery.

December 17 The Board of Governors announces three rules changes. The three-point line moves from 19' 9" to 20' 6¼", and the lane is widened from 12' to the NBA width of 16'. The 30-second shot clock resets to 20 seconds (as opposed to 30 seconds under the previous rule) when a defensive foul or other defensive violation occurs with less than 20 seconds remaining on the shot clock.

2004

January 6 The WNBA holds a Dispersal Draft to disseminate the players from the Cleveland Rockers. The Phoenix Mercury select forward Penny Taylor with the first overall selection.

April 17 The league holds the 2004 WNBA Draft, and Phoenix takes the University of Connecticut's Diana Taurasi as the #1 overall pick.

June 17 Ticha Penicheiro passes Teresa Weatherspoon to take over the number one spot in career assists.

July 29 Lisa Leslie scores her 4,000th career point and becomes the first WNBA player to reach the milestone.

August 2-31 The WNBA stops play to give players the opportunity to compete in the 2004 Olympic Games in Athens, Greece.

August 5 USA Basketball defeats the WNBA All-Stars 74-58 as the two teams face-off in the historic game at Radio City Music Hall in New York City. The game was a send off for the US Women's National Team as they prepared to compete in the 2004 Olympic Games in Athens.

September 10 Lisa Leslie records the WNBA's third triple-double, tying Margo Dydek's record for blocked shots in the process as her 29 points, 15 rebounds and 10 blocked shots leads Los Angeles to an 81-63 victory over the Detroit Shock.

LEAGUE HISTORY & INFORMATION

- October 12 The Seattle Storm win their first WNBA title against the Connecticut Sun before a sell-out crowd of 17,072. For the first time in WNBA history, all three games of the WNBA Finals were sell-outs. Seattle guard Betty Lennox averaged 22.3 points for the three games on her way to earning the series MVP.
- December 1 The Charlotte Sting beat the odds to win the first pick in the 2005 WNBA Draft in the fourth annual WNBA Draft Lottery. Charlotte had only a 9.7 percent chance of capturing the first pick.

2005

- February 8 NBA Commissioner David Stern announces that the WNBA will be expanding to Chicago for the 2006 season. The Chicago Sky becomes the second WNBA team to be owned and run by an entity outside of the NBA. In 2003, the Connecticut Sun became the first independently owned and operated WNBA team.
- February 15 Donna Orender is appointed by David Stern as the second president of the WNBA.
- April 16 The league holds the 2005 WNBA Draft, and Charlotte takes the University of Minnesota center Janel McCarville as the #1 overall pick.
- May 24 Sheila Johnson, co-founder of Black Entertainment Television, becomes the WNBA's first African-American female owner when she joined Ted Leonsis' Lincoln Holdings LLC, which in turn purchased the Washington Mystics from Washington Wizards' owner Abe Pollin.
- July 13 Katie Smith becomes the first woman in U.S. basketball history to score 5,000 points in her professional career (WNBA and ABL).
- August 18 Anne Donovan becomes the first female WNBA coach – and fourth overall in the league – to win 100 games.
- September 18 Sheryl Swoopes becomes the first three-time WNBA Most Valuable Player in league history.
- September 20 The Sacramento Monarchs clinch the 2005 WNBA Championship, bringing the city of Sacramento their first basketball title.
- October 24 The Minnesota Lynx beat the odds to win the first pick in the 2006 WNBA Draft in the fifth annual WNBA Draft Lottery. Minnesota had only a 16.7 percent chance of capturing the first pick.

2006

- February 1 The WNBA announces the 2006 WNBA Draft and Pre-Draft Camp will be held in Boston, site of the NCAA Women's Final Four. The WNBA events will conclude a week-long celebration of women's basketball emanating from Boston.
- April 5 The league holds the 2006 WNBA Draft, and Minnesota takes the Louisiana State University's Seimone Augustus as the #1 overall pick.
- June 13 The WNBA All-Decade Team is selected by fans, a panel of national and WNBA-market media and the league's current players and coaches. The team is comprised of the 10 best and most influential players from its first 10 years of play. Players named were: Sue Bird, Tamika Catchings, Cynthia Cooper, Yolanda Griffith, Lauren Jackson, Lisa Leslie, Katie Smith, Dawn Staley, Sheryl Swoopes and Tina Thompson. Van Chancellor, who led the Houston Comets to consecutive WNBA championships in the league's first four seasons, was named the WNBA's Coach of Decade.
- June 23 In a game against the San Antonio, Los Angeles Sparks center Lisa Leslie scores the 5,000th point in her WNBA career and becomes the first player in WNBA history to reach that milestone.
- July 12 The 2006 WNBA All-Star Game takes place at New York City's Madison Square Garden. Four rookies – Seimone Augustus, Cappie Pondexter, Sophia Young and Candice Dupree – are named All-Stars. The East squad, led by All-Star MVP Katie Douglas of the Connecticut Sun, earns its first-ever victory with a 98-82 decision. Off the court, the inaugural All-Star Salute: Celebrating Inspiration Luncheon is a key highlight of the festivities as former Secretary of State Madeleine Albright is the keynote speaker.
- August 10 Diana Taurasi scores a WNBA single-game record 47 points in a triple-overtime game against Houston. Taurasi would also finish the 2006 season with new WNBA records for most points in a single-season (860) and highest scoring average in a single season (25.3).
- August 30 As part of the League's 10th Anniversary season, the WNBA Greatest Moment presented by AOL.com is unveiled during Game 1 of the 2006 WNBA Finals. Fans, who were able to log on to www.aol.com/wnba, voted Teresa Weatherspoon's half-court, buzzer-beater – a shot that propelled the New York Liberty to victory in Game 2 of the 1999 WNBA Finals and on to a deciding Game 3 against the Houston Comets – as their favorite moment in the WNBA's 10-year history.
- September 3 Lisa Leslie of the Los Angeles Sparks is named MVP for the third time in her career after having also earned the honor in 2001 and 2004. Leslie joined the Houston Comets' Sheryl Swoopes as the only players in WNBA history to capture MVP honors three times.
- September 9 The 2006 WNBA Finals see the Detroit Shock earn their second league championship when they topped the Sacramento Monarchs in the first WNBA Finals match up ever to reach a fifth and deciding game. The historic game featured a sellout crowd of 19,671 at Joe Louis Arena in Detroit, the second highest Finals crowd in WNBA history. Detroit's Deanna Nolan is named Finals MVP.
- October 26 The Phoenix Mercury wins the sixth annual Draft Lottery and earns the top pick in the 2007 WNBA Draft. It marks the first time that the team whose odds of winning the top pick were mathematically the smallest actually came away with the #1 pick.
- November 7 The WNBA announces the creation of the Dawn Staley Community Leadership Award. The award will be presented to the player who best exemplifies the characteristics of a leader in the community and will reflect Staley's contagious leadership, spirit, charitable efforts and love for the game.
- December 7 The WNBA Board of Governors approves the sale of the Los Angeles Sparks to an investment group led by Katherine E. Goodman and Carla J. Christofferson.
- December 13 The Charlotte Bobcats Organization announces that it will no longer operate the Charlotte Sting.

2007

- January 8 The WNBA holds a Dispersal Draft to disseminate the players from the Charlotte Sting. The Chicago Sky select guard Monique Currie with the first overall selection.
- January 30 Rule changes are announced for the 2007 season and include the following: the backcourt rule requires offensive teams to bring the ball across the mid-court line within eight seconds rather than 10 seconds; the timeout rule requires that officials grant requests for a timeout (full or 20-second) by a player in the game or the head coach; and the teams will now be able to designate 11 active players and up to two inactive players on playoff rosters, with the ability to activate any inactive players on a game-by-game basis.
- January 31 The WNBA Board of Governors approves the sale of the Houston Comets to Hilton Koch/Hilton Acquisitions, LLC.
- February 16 Electronic Arts announces that six WNBA players are featured in a new videogame NBA STREET Homecourt. Sue Bird, Tamika Catchings, Lauren Jackson, Lisa Leslie, Sheryl Swoopes and Diana Taurasi are the first female professional athletes to ever be featured and go head-to-head with their male counterparts in a videogame.
- March 31 Former University of Texas Head Coach Jody Conradt becomes the inaugural recipient of the WNBA Inspiring Coach Award.
- April 4 The 2007 WNBA Draft presented by adidas takes place in Cleveland, marking the second straight year that the draft was held immediately following the NCAA Women's Division I Championship Game and conducted in the same city as the Final Four. The Phoenix Mercury make Lindsey Harding the top overall pick before trading her to the Minnesota Lynx in exchange for Tangelia Smith. The fast-paced draft earned a place

LEAGUE HISTORY & INFORMATION

MEDIA

THE ORGANIZATION

ARLINGTON

PLAYERS/COACHES

2016 RECAP

HISTORY

RECORDS

OPPONENTS

2017 SCHEDULE

	in league history when Jessica Davenport, the second overall pick, was subsequently traded from San Antonio to New York in exchange for all-star guard Becky Hammon and a future selection. It marked the first time in WNBA history that the top two picks were traded on Draft Day.
July 15	The 2007 WNBA All-Star Game, the league's eighth such contest, is played in front of a sellout audience on July 15 at the Verizon Center in Washington, D.C. A crowd of 19,487 fans witnessed the East defeat the West, 103-99, as Cheryl Ford of the Detroit Shock clinched the MVP honors. A key highlight of the All-Star festivities in 2007 was the second annual All-Star Salute: Inspiring Women Luncheon, featuring keynote speaker and Secretary of State Dr. Condoleezza Rice.
July 15	Signaling a major milestone in its second decade, the WNBA reaches an eight-year agreement with ESPN to have ABC, ESPN and ESPN2 televise games through the 2016 season. The agreement was announced in conjunction with the 2007 WNBA All-Star Game by Donna Orender, WNBA President, and John Skipper, ESPN Executive Vice President, Content. The agreement extends the WNBA's relationship with ESPN, which began with the league's inaugural season in 1997, to 20 seasons.
July 24	Seattle's Lauren Jackson scores 47 points in a 97-96 overtime loss to the Washington Mystics, tying Diana Taurasi for the WNBA record for most points in a single game.
July 27	Lauren Jackson scores her 4,000th career point during a 89-75 win over the Indiana Fever, becoming the youngest and fastest player in league history to reach the milestone. Jackson reaches the milestone in 209 games.
September 5	Lauren Jackson is named MVP of the league for the second time in her career after having also earned the honor in 2003. Jackson led the WNBA in scoring, rebounding and double-doubles and was also named the WNBA's Player of the Week on five occasions. Jackson joined Lisa Leslie, Sheryl Swoopes and Cynthia Cooper as the only players in WNBA history to capture multiple MVP honors.
September 16	The 2007 WNBA Finals see the Phoenix Mercury win their first-ever championship behind the play of Diana Taurasi, Penny Taylor and Cappie Pondexter, who was named Finals MVP. The Mercury capped the most exciting WNBA season ever by defeating the defending champion Detroit Shock in five games. It marked the first time that the WNBA Championship has been won on the road, and Mercury head coach Paul Westhead became the first head coach to win both a WNBA title and an NBA title (1980, Los Angeles Lakers). Total attendance for the 2007 WNBA Finals between the Phoenix Mercury and the Detroit Shock was 74,178, establishing a new all-time WNBA Finals record. In addition, Game 5's crowd of 22,076 at The Palace of Auburn Hills tied the all-time, single-game attendance record for the WNBA Finals (also set on Sept. 16 2003 of the 2003 WNBA Finals, Los Angeles at Detroit).
October 17	WNBA President Donna Orender announces that the City of Atlanta was awarded a WNBA expansion team for the 2008 season. The new team will be owned and operated by Atlanta businessman J. Ronald Terwilliger.
October 23	The Los Angeles Sparks win the seventh annual Draft Lottery and earned the top pick in the 2008 WNBA Draft. The Sparks won the lottery for the first time in franchise history, after tying the Minnesota Lynx for fewest wins in 2007.
2008	
January 23	The Atlanta expansion franchise unveils their team name, logo and colors. The Atlanta Dream's color scheme will consist of sky blue and red.
January 28	The WNBA and the WNBA sign the league's third collective bargaining agreement covering six seasons, commencing with the 2008 season and continuing through 2013.
January 29	Rule changes are announced for the 2008 season and include the following: the inbounding rule will permit a player to pass the ball anywhere (frontcourt or backcourt) on the court during the final minute of the fourth period and the final minute of any overtime period; players not occupying lane spaces shall now remain behind the three-point line (above the free-throw line extended) during free-throws; and instant-replay rules will now require automatic video reviews by the officiating crew in the case of flagrant fouls that result in ejections and other player altercations.
February 6	The WNBA holds an Expansion Draft to build the inaugural roster of the Atlanta Dream. The Dream selected one player from each team, including Betty Lennox, Katie Feenstra, Erika DeSouza and Kristin Haynie. The Dream also orchestrated trades for Iziane Castro Marques and Ivory Latta.
February 28	Force 10 Hoops, L.L.C., the entity owned by Seattle businesswomen and civic leaders Anne Levinson, Ginny Gilder, Lisa Brummel and Dawn Trudeau, purchases the Seattle Storm. Seven WNBA teams now fall under the independent ownership model: the Atlanta Dream, Chicago Sky, Connecticut Sun, Houston Comets, Los Angeles Sparks, Seattle Storm and Washington Mystics.
April 4	North Carolina State Head Coach Kay Yow is honored with the WNBA's Inspiring Coach Award during the Women's Final Four activities in Tampa, Florida.
April 9	The 2008 WNBA Draft presented by adidas takes place in Tampa, marking the third year that the draft was held immediately following the NCAA Women's Division I Championship Game and conducted in the same city as the Final Four. Candace Parker, Sylvia Fowles and Candice Wiggins were selected as the top three overall picks.
May 17	Candace Parker of the Los Angeles Sparks nearly posts a triple-double in her pro debut on vs. Phoenix. She had 34 points, 12 rebounds and 8 assists. Her 34 points broke the record for a rookie in a debut game.
May 29	On May 29 in a double-overtime loss at Indiana, Candace Parker becomes the first player in WNBA history to record a 5x5, which is total of five or more in five different categories. Parker had 16 points, 16 rebounds, six blocks, five assists and five steals.
June 6	Tina Thompson of the Houston Comets becomes just the second player in WNBA history to reach the 5,000 point milestone, joining Lisa Leslie.
June 22& 24	Candace Parker dunks in back-to-back games, joining Lisa Leslie as the only players to have dunked in a WNBA game.
June 28	Lisa Leslie of the Los Angeles Sparks becomes the first WNBA player to record 3,000 career rebounds.
July 30	Robin Roberts, co-anchor of ABC News' Good Morning America, is honored as the recipient of the 2008 WNBA Inspiration Award. Roberts is the keynote speaker at the WNBA Inspiring Women Luncheon in San Francisco, an event that also honored the U.S. Olympic Women's Basketball Team and served as a final send-off to the Beijing for the Olympic Games.
July 28-Aug. 27	The WNBA stops play to give players the opportunity to compete in the 2008 Olympic Games in Beijing, China. The U.S. Olympic Women's Basketball Team defeated Australia in the gold medal game, while Russia defeated China for the bronze. The United States has now won four consecutive Olympic gold medals.
August 31	Katie Smith of the Detroit Shock reaches the 5,000 career point milestone, joining Lisa Leslie and Tina Thompson.
September 5	Ticha Penicheiro of the Sacramento Monarchs becomes the first player in WNBA history to record 2,000 career assists.
October 3	Los Angeles Sparks forward Candace Parker is named the Hanns-G 'Go Beyond' Rookie of the Year as well as the WNBA Most Valuable Player presented by T-Mobile. It marks the first time a rookie won both awards in the same year. The top overall pick in the 2008 WNBA Draft, Parker capped a season in which she also earned All-WNBA First Team honors, two Hanns-G 'Go Beyond' Rookie of the Month Awards (May and July),

LEAGUE HISTORY & INFORMATION

October 5	one Player of the Week Award (Aug. 31) and the Peak Performer Rebounding Award. The 2008 WNBA Finals see the Detroit Shock sweep the San Antonio Silver Stars in three games. The Shock earned their third championship in six years. Detroit's Katie Smith was named Finals MVP.
December 2	The League announces that the Houston Comets, an original member of the WNBA, would suspend operations.
December 9	The WNBA holds a Dispersal Draft of the Houston Comets players. Teams drafted in inverse order of their regular-season finish in 2008. The Atlanta Dream selected Sancho Lyttle with the first pick, the Washington Mystics chose Matee Ajavon with the second selection and the Chicago Sky took Mistie Williams with the third pick.
December 9	The Atlanta Dream win the eighth annual WNBA Draft Lottery and earned the top pick in the 2009 WNBA Draft. The winning team had 420 chances out of 1,000 to receive the first overall selection. The lottery went exactly according to odds for the first time in WNBA history.

2009

February 5	The WNBA Board of Governors votes to allow the expanded use of instant replay by game officials. The two modifications will allow referees to use instant replay 1.) to determine at any point during a game whether a field goal was correctly scored as a two- or three-point field goal, and, for the purposes of awarding the correct number of free throws, whether a shooter was fouled while taking a two- or three-point attempt and 2.) when the game clock malfunctions during a play concluding with no time remaining on the clock (0:00) at the end of any quarter or overtime period.
April 7	University of Tennessee head coach Pat Summitt is named the recipient of the WNBA's Inspiring Coach Award.
April 9	The 2009 WNBA Draft presented by adidas takes place at the NBA Entertainment studios in Secaucus, NJ. Angel McCoughtry, Marissa Coleman and Kristi Toliver were selected as the top three overall picks.
May 13	WNBA LiveAccess, a new feature on WNBA.com that provides fans with free access to more than 200 live game Webcasts, is launched and allows fans around the world to access live game Webcasts on individual team Web sites.
June 1	The Phoenix Mercury announces a groundbreaking marquee partnership with LifeLock to launch the first-ever branded jersey in WNBA or NBA history. The LifeLock name will appear on the front of Phoenix Mercury player jerseys and on warm-up suits through the 2011 season.
June 5	The Los Angeles Sparks reach an agreement with the Farmer's Insurance Group of Companies to become the second team to secure a marquee partnership and wear branded jerseys. The Farmer's Insurance Group of Companies name and logo will appear on player jerseys.
June 14	Tamika Raymond is named the recipient of the 2009 Dawn Staley Community Leadership Award.
July 17	Sue Bird of the Seattle Storm reaches the 3,000-point plateau, becoming just the third player in league history to score 3,000 points and hand out 1,000 career assists. (Shannon Johnson and Vickie Johnson)
July 29	Cokie Roberts, political commentator for ABC News, senior news analyst for NPR News, and bestselling author, is honored as the recipient of the 2009 WNBA Inspiration Award. Roberts served as the keynote speaker at the WNBA Inspiring Women Luncheon in Chicago.
August 10	Lisa Leslie of the Los Angeles Sparks becomes the first player in WNBA history to record 6,000 career points.
August 15	Lauren Jackson of the Seattle Storm scores her 5,000th point against the Atlanta Dream, becoming the youngest and fastest player in league history to reach the milestone. Jackson joins Lisa Leslie, Tina Thompson and Katie Smith as the WNBA's 5,000 point scorers.
September 5	Diana Taurasi of the Phoenix Mercury scores her 4,000th point, eclipsing Lauren Jackson as the youngest and fastest player in league history to reach the milestone. Taurasi accomplishes the feat in 197 games.
September 26	Lisa Leslie tallies 22 points and 9 rebounds in the final game of her WNBA career as the Los Angeles Sparks are defeated by the Phoenix Mercury in the Western Conference Finals. Leslie had previously announced that 2009 would be her final season, and retires as the all-time WNBA leader in points (6,263) and rebounds (3,307).
September 29	The Mercury's Diana Taurasi wins the WNBA Most Valuable Player Award presented by Kia Motors, marking the first MVP honor of her professional career. Taurasi tallied 20.4 points per game and recorded 20+ points in 20 games in 2009.
October 9	The Phoenix Mercury defeats the Indiana Fever to clinch the WNBA Championship for the second time in three years. Finals MVP Diana Taurasi, Cappie Pondexter and Penny Taylor led the Mercury and held off a late rally by the tenacious Indiana Fever for a 94-86 victory in the deciding Game 5. The 2009 WNBA Finals also featured three sellouts plus the highest total attendance figure (82,018) in WNBA Finals history. Overall, average attendance for the 2009 WNBA Playoffs increased 18.5% over 2008 (9,979 vs. 8,420).
October 20	The Detroit Shock relocates to Tulsa, Oklahoma under the ownership of Bill Cameron, David Box and Tulsa Pro Hoops, LLC. Nolan Richardson is named the team's general manager and head coach.
October 29	Kathy Betty becomes managing partner of the Atlanta Dream after the investment group Dream Too, LLC purchases the team from Terwilliger.
November 5	The Minnesota Lynx win the ninth annual WNBA Draft Lottery and earned the top pick in the 2010 WNBA Draft. Minnesota had 428 chances out of 1,000 to receive the first overall selection by virtue of owning New York's combinations (261) in addition to its own (167).
November 20	The Maloof Family announces that they will no longer operate the Sacramento Monarchs.
December 4	The WNBA Competition Committee and Board of Governors approves the expanded use of instant replay by game officials in the following situations: 1.) To determine at any point whether a 24-second shot clock violation occurred prior to the release of a successful field goal attempt or prior to a foul being committed and 2.) To determine during the last minute of regulation play and the last minute of any overtime period which player last touched the ball prior to it going out-of-bounds or whether the ball was last touched simultaneously by two opponents.
December 14	The WNBA holds a Dispersal Draft of the Sacramento Monarchs players. The New York Liberty selected Nicole Powell with the first pick while the Minnesota Lynx chose Rebekkah Brunson second and the Connecticut Sun took DeMya Walker with the third selection. The Chicago Sky selected Courtney Paris and the San Antonio Silver Stars took Laura Harper to round out the top five picks. Teams drafted in inverse order of their regular-season finish in 2009.

2010

January 23	The Tulsa franchise, with new ownership that brought the team from its former home in Detroit, announces it will keep the name "Shock," and unveils a new logo and color scheme featuring black, red and gold.
April 8	The 2010 WNBA Draft presented by adidas takes place at the NBA Entertainment studios in Secaucus, NJ. Tina Charles, Monica Wright, Kelsey Griffin, Epiphanny Prince and Jayne Appel, respectively, were the top five selections.
May 15	The newly relocated Shock—complete with new ownership, a new head coach in Nolan Richardson, new colors and a new logo—tip-off their first game in Tulsa, Oklahoma.
August 8	Tina Thompson surpasses Lisa Leslie's WNBA career scoring mark of 6,263, making her the highest scoring player in league history.
August 13	Phoenix's Tangelia Smith plays in her 411th career game, breaking Vickie Johnson's previous record for most career games played.

LEAGUE HISTORY & INFORMATION

- August 15 In a game against Indiana, rookie Tina Charles of the Connecticut Sun sets WNBA single-season records for most double-doubles and total rebounds in a single season.
- September 7 Atlanta's Angel McCoughtry scores a WNBA Playoffs record 42 points in Game Two of the Eastern Conference Finals, a 105-93 victory over the New York Liberty. In that same game, New York's Cappie Pondexter tallies 36 points. Their combined total of 78 points set a WNBA record for most total points by two players in the same post-season game.
- September 16 The Seattle Storm won the 2010 WNBA championship by defeating the Atlanta Dream 87-84 in Game 3 of the WNBA Finals in Atlanta's Philips Arena. The Storm swept the Dream 3-0 in the best-of-five series and Seattle center Lauren Jackson, the league's regular season MVP, was named MVP of The Finals. It is the Storm's second championship and first since 2004.
- December 3 Donna Orender steps down as WNBA President to launch her own marketing, media and strategy company.

2011

- February 28 As part of WNBA Live - Manchester 2011 – a new, multiyear partnership between the Manchester (Eng.) City Council and the NBA, WNBA and USA Basketball – it is announced that the Atlanta Dream will participate in the first WNBA game played in Europe. The game is set for May 29, 2011 vs. Standard Life Team GB (Great Britain's national team) at Manchester Evening News Arena. The partnership will promote women in sport and encourage participation in team sports.
- March 3 At a press conference at the AT&T Center in San Antonio, the WNBA announces that the Silver Stars will host the 2011 All-Star Game for the first time in franchise history. The contest, set for Saturday, July 23, is to be the second WNBA All-Star Game played in a Western Conference venue and the first since the 2000 game was held in Phoenix.
- March 8 In honor of Women's History Month and International Women's Day, the WNBA officially announced plans to celebrate its 15th season. Among those would be the selection of the Top 15 Players and the Top 15 Moments in league history. Key among other planned celebrations would be a nationally televised game (ESPN2) in which the New York Liberty would visit the Los Angeles Sparks on June 21, fifteen years to the date of the league's inaugural game in 1997 featuring those same two teams.
- March 28 Sheryl Swoopes, 40, returns to the WNBA, signing to play with the Tulsa Shock after a two-year hiatus. An inaugural member of the WNBA and a member of the league's All-Decade Team selected in 2006, Swoopes resume includes four WNBA championships as a member of the Houston Comets (1997-2000), three league MVP awards (2000, '02, '05) and three Defensive Player of the Year honors (2000, '02, '03).
- April 7 The Washington Mystics sign a marquee partnership with Inova Health System, becoming the fifth WNBA team to have such a partnership. Players will wear Inova Hospital System's name and logo on the front of their home and away jerseys during the 2011 WNBA season.
- April 7 The WNBA and partner adidas unveiled new uniforms for all 12 teams featuring Revolution 30 technology and women's basketball specific TECHFIT base layers.
- April 11 The WNBA becomes the first professional sports league to conduct its annual Draft at ESPN headquarters in Bristol, Conn. The Minnesota Lynx made Maya Moore the top overall selection of the 2011 WNBA Draft presented by adidas. Australian native Elizabeth Cambage, selected second by the Tulsa Shock, and Courtney Vandersloot, tapped third by the Chicago Sky, rounded out the top three picks.
- April 21 Laurel J. Richie, a veteran of more than three decades in consumer marketing, corporate branding, public relations and corporate management, is appointed President of WNBA, NBA Commissioner David Stern announced. Laurel leaves her post as Senior Vice President and Chief Marketing Officer for Girl Scouts of the USA to join the WNBA.
- June 21 The Los Angeles Sparks host the New York Liberty at STAPLES Center in the WNBA's 15th Anniversary Game, played 15 years to the day of the league's inaugural matchup between the same two teams in LA. The Sparks win, 96-91.
- July 23 In honor of the WNBA's 15th season, the league unveiled its "Top 15 Players of All Time" during a halftime ceremony live on ABC at the 2011 WNBA All-Star Game presented by adidas. With consideration given to on-court performance and ability, leadership, sportsmanship, and community service, as well as to contributions to team success and women's basketball, voting was conducted by fans, select national and WNBA-market media, and by current players and coaches. The players named were: Sue Bird, Tamika Catchings, Cynthia Cooper, Yolanda Griffith, Becky Hammon, Lauren Jackson, Lisa Leslie, Ticha Penicheiro, Cappie Pondexter, Katie Smith, Dawn Staley, Sheryl Swoopes, Diana Taurasi, Tina Thompson, and Teresa Weatherspoon.
- August 9 In a road game at the Phoenix Mercury, Minnesota Lynx all-stars Lindsay Whalen and Seimone Augustus become the 35th and 36th players to surpass the 3,000-point mark for their respective careers, but the first pair of teammates to eclipse the mark in the same game. In the process, Augustus also tied the Mercury's Diana Taurasi as the fastest player in WNBA history to reach 3,000 (151 games).
- August 22 The WNBA and Boost Mobile, an industry leader in no-contract wireless service, announced a landmark multiyear marketing partnership that made Boost Mobile the first league-wide marquee partner of the WNBA. As part of the deal, the Boost Mobile brand logo was subsequently featured on the front of the game jerseys of 10 of the WNBA's 12 teams. It marked the first time the WNBA had a league partner with jersey branding for multiple teams throughout the season other than adidas, the league's official outfitter.
- October 2 Despite falling to the host Minnesota Lynx in Game 1 of the WNBA Finals, Atlanta Dream forward Angel McCoughtry set Finals records for points in a quarter (19 in the third), points in a half (27 in the second), and consecutive points (14 from late in the first half into the third quarter).
- October 5 The Atlanta Dream's Angel McCoughtry surpasses the WNBA Finals record (set by her in 2010) for most points in a single game with 38 in a loss to the host Minnesota Lynx.
- October 7 In a celebration of its 15th season, the WNBA and partner Boost Mobile unveiled the Top 15 Moments in league history as voted by fans. The top moment was Teresa Weatherspoon's half-court shot at the buzzer to win Game 2 of the 1999 WNBA Finals for the New York Liberty and send that series to a decisive third game. Ranking second was the WNBA's first ever game (NY Liberty at LA Sparks, June 21, 1997); third was Sparks' center Lisa Leslie throwing down the first dunk in WNBA history in the first half of a game vs. the Miami Sol.
- October 7 The Minnesota Lynx captured their first WNBA title with a 73-67 win over the Atlanta Dream. Lynx guard/forward Seimone Augustus was named Finals MVP after leading the Lynx to a sweep in the best-of-five series. Augustus posted 22 points and seven assists in Game 1 and had a franchise-playoff record 36 points in Game 2, including 15 in the fourth quarter.

2012

- April 16 The 2008 WNBA Draft presented by Boost Mobile took place at ESPN headquarters in Bristol, CT, marking the second straight year that the draft was held on the campus of the league's broadcast partner. Stanford's Nnemkadi Ogumike (Sparks), Tennessee's Shekinna Stricklen (Storm), Notre Dame's Devereaux Peters (Lynx), Tennessee's Glory Johnson (Shock), and Miami's Shenise Johnson (Silver Stars) were the top five picks.

LEAGUE HISTORY & INFORMATION

June 3	Angel McCoughtry of the Atlanta Dream sets the WNBA's single-game mark for most successful free throws without a miss, going 17-for-17 vs. Chicago.
June 15	With a win over Phoenix on June 15, the defending champion Minnesota Lynx set a WNBA record for the best start to a season, going 10-0 out of the gate before being upended by Seattle.
June 16	Already the WNBA's career steals leader, Tamika Catchings also took over the top spot in league history for career free throws made when she hit six of eight from the charity stripe against Chicago.
June 17	Connecticut's Tina Charles, with 23 points and 22 rebounds at Atlanta, became the first player in WNBA history to log three 20-20 games in a career.
July 14-Aug. 15	The WNBA temporarily stops play to give players the opportunity to compete in the 2012 Olympic Games in London. The U.S. Olympic Women's Basketball Team – comprised of 12 WNBA players – defeated France in the gold medal game. The win gave the United States women their fifth consecutive Olympic gold medal and, dating back to the bronze medal game in 1992, stretched the team's winning streak to 41 games.
Sept. 18	Already the WNBA's all-time leading scorer, Tina Thompson (Seattle) became the first player in the history of the league to surpass 7,000 career points with her jump shot at the 9:03 mark of the second quarter of the Storm's victory over visiting Chicago at KeyArena. The milestone capped a season in which Thompson also became the first WNBA player to top 15,000 minutes played and 2,450 field goals made.
Aug. 28	A put-back basket against San Antonio by Minnesota Lynx center McWilliams-Franklin, moved the 14-year veteran and six-time All-Star into first place on the WNBA's career list for offensive rebounds, surpassing the 1,049 of Yolanda Griffith.
Sept. 22	Temeka Johnson of the Tulsa Shock finished the regular season with the league's best single-season mark in history for three-point FG percentage (.531, 34 of 64). On the same day, Ticha Penicheiro of the Chicago Sky plays the final game of her career and, with two assists, increases her WNBA career record to 2,599.
Sept. 26	The WNBA Draft Lottery (to determine the order of selection of the 2013 WNBA Draft) was held for the first time at ESPN's studios in Bristol, Conn., live during the 6 p.m. ET edition of SportsCenter. The Phoenix Mercury ultimately won the top pick, followed in succession by the Chicago Sky, Tulsa Shock, and Washington Mystics.
Oct. 21	Indiana defeated the defending champion Minnesota Lynx 3-games-to-1, giving the Fever its first WNBA championship in franchise history. Following Game 4, an 87-78 home win at Indianapolis' Bankers Life Fieldhouse, Indiana forward Tamika Catchings was named MVP of the WNBA Finals presented by Boost Mobile. Catchings, a three-time Olympic gold medalist and the league's 2011 MVP, averaged 22.3 points, 6 rebounds, and 2 steals during the Finals.
Dec. 13	Following the league's Board of Governor's Meeting, the WNBA announces it will implement new rules regarding flopping and defensive three-seconds, while also extending the three-point line from 20 feet, 6 1/4 inches to 22 feet, 1 3/4 inches, consistent with the distance inherent in all FIBA competitions. The rules will go into effect beginning with the 2013 season.

2013

March 28	The WNBA and ESPN announce an extension of their partnership for another six years, paving the way for WNBA games to be televised on ABC, ESPN, and ESPN2 through 2022. The announcement, made by John Skipper, President of ESPN, Inc. and Co-Chairman of the Disney Media Networks, and Laurel J. Richie, WNBA President, extends the WNBA's television relationship with ESPN to 26 years. With the deal, up to 30 live games will be televised on ABC, ESPN or ESPN2 each season, including exclusive telecasts of the WNBA Finals presented by Boost Mobile.
March 28	On the same day as the WNBA and ESPN announce an extension of their partnership, the league also introduced a new brand identity. The refreshed identity reflects how far the level of play has come in 16 years as stronger, more agile players have made the game more competitive. The cornerstone of the new WNBA visual identity is a more modern "Logowoman" -- the player silhouette within the logo -- that better embodies the athleticism and diversity of current WNBA players while leveraging the distinctive orange-and-oatmeal color scheme of the league's iconic game ball.
April 15	For the first time in the WNBA's 17 seasons, the league's Draft is televised live in primetime. The 2013 WNBA Draft presented by State Farm takes place for the third straight year at ESPN headquarters in Bristol, Conn., this time airing live at 8 p.m. ET on ESPN2. One of the most anticipated draft classes in league history is led by the "3 to See" -- Brittney Griner of Baylor, Elena Delle Donne of Delaware, and Notre Dame's Skylar Diggins. The Phoenix Mercury select Griner with the No. 1 overall pick; the Chicago Sky then take Delle Donne with the No. 2 selection, and the Tulsa Shock claim Diggins third.
May 27	While the WNBA's 17th season officially tipped off on May 24, it was a May 27 Memorial Day TV doubleheader on ESPN2 that introduced the "3 to See" -- Phoenix center Brittney Griner, Chicago guard/forward Elena Delle Donne, and Tulsa guard Skylar Diggins -- to WNBA fans. Griner, Delle Donne, and Diggins, the first, second, and third overall draft picks in the 2013 Draft, were the featured players as Tulsa first hosted the Washington Mystics and Phoenix then hosted Chicago.
May 27	Brittney Griner, the No. 1 overall pick in the 2013 Draft, registered two dunks in her very first game, becoming the first WNBA player ever to dunk multiple times in the same game.
June 8	The WNBA becomes the first U.S. professional basketball league to implement "Ref Cam" as part of a game telecast. A wireless, HD, mini point of view camera positioned at eye-level on game official Lamont Simpson, "Ref Cam" allowed viewers to virtually be on the court during the live ABC broadcast when Indiana hosted Phoenix.
July 6	Mike Thibault moved ahead of Van Chancellor to become the head coach with the most regular-season victories in WNBA history. Thibault reached the milestone with the Washington Mystics' 62-59 win over the Seattle Storm. The win was Thibault's 212th regular-season victory as a WNBA head coach.
July 27	The Los Angeles Sparks' Candace Parker was crowned MVP of the 2013 Boost Mobile WNBA All-Star Game after setting an All-Star Game record with 23 points, topping the mark of 22 set by Swin Cash in 2009. Parker shot 10-for-13 from the field and chipped in 11 rebounds. Leading into the All-Star Game, the Chicago Sky's Elena Delle Donne became the first rookie ever to lead all vote-getters for the event.
August 18	Chicago's Sylvia Fowles became the first player in league history to post two 20-20 games in the same season. Fowles, who scored 20 points and added 21 rebounds vs. Connecticut on this date, had previously posted 24 points and 22 rebounds vs. Connecticut on May 31.
September 8	Second-year guard Riquna Williams sets a WNBA single-game scoring record with 51 points in the Tulsa Shock's win at San Antonio. The 51-point effort surpassed the previous mark of 47 set by Phoenix's Diana Taurasi in 2006 and Seattle's Lauren Jackson in 2007.
September 15	Guard Katie Smith, a veteran of 15 WNBA seasons and a seven-time WNBA All-Star, finishes her illustrious career ranked No. 1 in league history in three-point shots made (906); second in total points (6,452, trailing only Tina Thompson) and minutes played (15,725); fourth in free throws made (1,440); and fifth in field goals made (2,053).
September 22	Forward Tina Thompson, the only player to play in each of the WNBA's first 17 seasons, plays her final game as Seattle is eliminated from the playoffs by Minnesota in the Western Conference Semifinals. The nine-time WNBA All-Star selection ended her career ranked as the league's all-time leader in points (7,488), field goals made (2,630), and minutes played (16,088); second in free throws made (1,480) and total rebounds

LEAGUE HISTORY & INFORMATION

MEDIA

THE ORGANIZATION

ARLINGTON

PLAYERS/COACHES

2016 RECAP

HISTORY

RECORDS

OPPONENTS

2017 SCHEDULE

- (3,070); and fourth in three-point field goals made (748).
- October 10 After advancing to the WNBA Finals for the third consecutive season, the Western Conference champion Minnesota Lynx toppled the Atlanta Dream 3-games-to-0, giving Minnesota its second WNBA title in franchise history and its second crown in a three-year span. Following an 86-77 Game 3 victory at Gwinnett Arena in suburban Atlanta, Lynx forward Maya Moore, the runner-up for the regular-season MVP award, was named the MVP of the Finals. The Georgia native averaged 20 points, 6 rebounds, and over 2 assists during the Finals series.
- December 10 The 13th annual WNBA Draft Lottery (to determine the order of selection of the 2014 WNBA Draft presented by State Farm) was conducted in a televised event live on ESPN during SportsCenter for the second straight year. The Connecticut Sun, which had 442 chances out of 1,000 to receive the first overall selection, the most of any of the four teams in the lottery mix, ultimately won the top pick, followed in succession by the Tulsa Shock, San Antonio Silver Stars, and New York Liberty.

2014

- January 14 The WNBA's San Antonio franchise officially changes its nickname from Silver Stars to Stars.
- February 5 The WNBA and NBA Board of Governors unanimously approved the purchase of the Los Angeles Sparks by an investment group led by Earvin "Magic" Johnson and controlling owner of the Los Angeles Dodgers, Mark R. Walter. The investment group includes Dodger co-owners Todd L. Boehly, Robert L. Patton and Stan Kasten.
- March 7 The Women's National Basketball Association (WNBA) and the Women's National Basketball Players Association (WNBPA) entered into a new eight-year collective bargaining agreement, commencing with the 2014 season and continuing through 2021. The new collective bargaining agreement includes an additional 12th roster spot, salary cap increases and reduced revenue sharing thresholds, making it more likely that the players will share in league revenue growth. In addition, a new "Time Off Bonus" (up to \$50,000 per team) can be earned by a player who limits the amount of time she will play professional basketball (and/or play for a national team) during the off-season.
- September 12 The Phoenix Mercury capped off a historic season by defeating the Chicago Sky in three games to win the 2014 WNBA title. Led by Diana Taurasi and Brittney Griner, this 2014 Phoenix Mercury forever etched their name in the record books. This was the franchise's third-ever championship.

2015

- April 16 For the second straight year, the WNBA Draft presented by State Farm® is held at Mohegan Sun Arena in Uncasville, Conn. With the No. 1 overall pick, the Seattle Storm makes Notre Dame guard and consensus All-American Jewell Loyd the first Fighting Irish player ever chosen with the top selection. The Tulsa Shock choose Sweden native Amanda Zahui B. of the University of Minnesota with the second overall selection, and the Storm uses its second pick in the top three on the University of Connecticut's Kaleena Mosqueda-Lewis. Loyd and Zahui B., each of whom leave college with eligibility remaining, enter the draft by virtue of turning 22 years of age during the 2015 calendar year.
- June 24 Chicago's Elena Delle Donne scores a career-high 45 points in a win over Atlanta. Coupled with her 40-point effort at Tulsa on June 6, she becomes only the fourth player in league history with two 40-point games in the same season. Delle Donne would go on to be named the 2015 WNBA MVP presented by Samsung.
- July 3 Becky Hammon, a former WNBA All-Star and current NBA assistant coach with the San Antonio Spurs, becomes the first female head coach in the NBA's Las Vegas Summer League when the Spurs announce she will guide the team. Seventeen days later, on July 20, Hammon leads the Spurs to a Summer League title, becoming the first female coach to win a the title.
- July 20 Tulsa Shock majority owner Bill Cameron announces plans to relocate the WNBA team to the Dallas-Fort Worth area, the fourth-largest metropolitan area in the U.S. Cameron asks the WNBA to submit the request to the Board of Governors for approval.
- July 21 Atlanta Dream forward/ guard Angel McCoughtry becomes the second-fastest player in WNBA history to reach the 4,000-point milestone, accomplishing the feat in her 206th game (only Diana Taurasi reached the plateau in fewer games – 197).
- July 23 The WNBA Board of Governors unanimously approves the relocation of the Tulsa Shock to the Dallas-Fort Worth metropolitan area. The team then finished the season in Tulsa, reaching the playoffs for the first time since relocating from Detroit prior to the 2010 season.
- July 25 In a game featuring 10 first-time All-Stars, the Western Conference defeats the Eastern Conference, 117-112, in the Boost Mobile WNBA All-Star Game at Mohegan Sun Arena in Uncasville, Conn. Minnesota Lynx forward Maya Moore is named MVP, becoming just the second player (after Lisa Leslie) to win all three of All-Star Game MVP, WNBA MVP presented by Samsung (2014) and WNBA Finals MVP presented by Boost Mobile (2013). Moore scores an All-Star Game-record 30 points, surpassing the mark of 29 set by Atlanta's Shoni Schimmel in 2014). Indiana Fever forward Tamika Catchings – who enters the game as the career AllStar leader in minutes, made field goals, total rebounds and defensive rebounds – tallies eight points and moves ahead of Leslie as the all-time scoring leader in All-Star history. Catchings also moves into the top spot in WNBA All-Star Game history for the most selections (10) and most games played (9). Seattle guard Sue Bird, selected for the ninth time, plays in her eighth All-Star Game and moves into sole possession of second place in that category. In a game featuring 10 first-time AllStars, the Western Conference defeats the Eastern Conference, 117-112, in the Boost Mobile WNBA All-Star Game at Mohegan Sun Arena in Uncasville, Conn. Minnesota Lynx forward Maya Moore is named MVP, becoming just the second player (after Lisa Leslie) to win all three of All-Star Game MVP, WNBA MVP presented by Samsung (2014) and WNBA Finals MVP presented by Boost Mobile (2013). Moore scores an All-Star Game-record 30 points, surpassing the mark of 29 set by Atlanta's Shoni Schimmel in 2014). Indiana Fever forward Tamika Catchings – who enters the game as the career AllStar leader in minutes, made field goals, total rebounds and defensive rebounds – tallies eight points and moves ahead of Leslie as the all-time scoring leader in All-Star history. Catchings also moves into the top spot in WNBA All-Star Game history for the most selections (10) and most games played (9). Seattle guard Sue Bird, selected for the ninth time, plays in her eighth All-Star Game and moves into sole possession of second place in that category.
- July 28 Indiana's Tamika Catchings passes Diana Taurasi (6,722) for second place on the WNBA's all-time regular-season points list.
- July 31 Nancy Lieberman, a former WNBA player and head coach, becomes the second female hired as a full-time NBA assistant coach when she joins the staff of the Sacramento Kings.
- August 2 Seattle Storm guard Sue Bird becomes the first player in WNBA history to amass 5,000 points and 2,000 assists. She is the 13th player to reach 5,000 points.
- September 24 The Seattle Storm wins the 15th annual WNBA Draft Lottery presented by State Farm® and earns the top pick in the 2016 WNBA Draft presented by State Farm®. The Lottery is conducted in a televised event at ESPN's headquarters in Bristol during halftime of Game 1 of the Western Conference Finals between the Phoenix Mercury and Minnesota Lynx on ESPN2. Seattle, which entered the Lottery with the most chances to land the top pick (442 out of 1,000), wins the drawing for the second time in a row. Five months earlier, Seattle had used the top pick in the 2015 Draft to select Notre Dame guard Jewell Loyd, who would become the 2015 WNBA Rookie of the Year presented by Samsung.

LEAGUE HISTORY & INFORMATION

- October 10 In Game 3 of the WNBA Finals presented by Boost Mobile, Lynx forward Maya Moore hits one of the biggest shots in WNBA history, a game-winning three-pointer at the buzzer that gives Minnesota an 8077 win for a 2-1 series edge. Moore's buzzer-beater is the latest in a WNBA Finals game since the New York Liberty's Teresa Weatherspoon hit a half-court buzzer-beater on Sept. 4, 1999 to win Game 2 of the WNBA Finals in Houston and send that series to a third and final game against the Comets.
- October 14 Led by center Sylvia Fowles, a midseason acquisition who would be named MVP of the 2015 WNBA Finals presented by Boost Mobile, the Minnesota Lynx topples the Indiana Fever in Game 5 of the best-of-five series. Minnesota wins its third title in five seasons (2011, 2013) behind head coach Cheryl Reeve and the team's core group of veteran All-Stars in Maya Moore, Seimone Augustus, Lindsay Whalen and Rebekkah Brunson. The Lynx clinches a title on its home court for the first time.
- November 2 In an event held at the University of Texas at Arlington, majority owner Bill Cameron announces that the Tulsa Shock, newly relocated to the Dallas Metroplex, will begin play in 2016 as the Dallas Wings.
- November 4 The WNBA announces that Laurel J. Richie, the third President in league history, will be leaving to pursue other interests, including serving as a board member of several for-profit and not-for-profit institutions. Richie ends a tenure that began on April 21, 2011.

2016

- February 10 Lisa Borders is appointed by NBA Commissioner Adam Silver as the WNBA's fourth President. Borders brings more than 25 years of experience in operations, marketing, government relations and public service. At the time of the announcement, Borders was serving as Chair of The Coca-Cola Foundation and Vice President, Global Community Affairs at The Coca-Cola Company.
- March 15 The WNBA and Verizon announce a new league-wide marquee partnership, making the wireless provider the league's most prominent marketing partner. As the marquee partner of the WNBA, Verizon branding will be prominently displayed on the front of 10 WNBA team jerseys: the Atlanta Dream, Chicago Sky, Dallas Wings, Indiana Fever, Los Angeles Sparks, Minnesota Lynx, New York Liberty, Phoenix Mercury, Seattle Storm and Washington Mystics.
- April 14 The WNBA Draft presented by State Farm® is held at Mohegan Sun Arena in Uncasville, Conn. The Seattle Storm holds the first overall pick in the draft for the second consecutive year and selects University of Connecticut All-American Breanna Stewart, the first player in NCAA Division I history to be named Most Outstanding Player of the Final Four four times. For the first time in the history of the WNBA Draft, three players from the same school are selected with the top three picks – UConn's Stewart, Moriah Jefferson (No. 2 by the San Antonio Stars), and Morgan Tuck (No. 3 by the Connecticut Sun).
- May 9 The WNBA announces the launch of WNBA LEAGUE PASS, the new full-season, live-game out-of-market subscription package that will provide fans with access to SINGLE GAME and TEAM PASS options for the first time. The new live game service, formerly called WNBA LiveAccess, will be available through WNBA.com and the WNBA App on iOS and Android devices. For the first time, WNBA LEAGUE PASS will be available on Apple TV (4th generation) and Chromecast through the WNBA App, providing users additional ways to watch WNBA games.



ALL-TIME WNBA AWARD WINNERS

MEDIA

THE ORGANIZATION

ARLINGTON

PLAYERS/COACHES

2016 RECAP

HISTORY

RECORDS

OPPONENTS

2017 SCHEDULE

ALL-TIME WNBA AWARD WINNERS

1997 Cynthia Cooper	Houston Comets
1998 Cynthia Cooper	Houston Comets
1999 Yolanda Griffith	Sacramento Monarchs
2000 Sheryl Swoopes	Houston Comets
2001 Lisa Leslie	Los Angeles Sparks
2002 Sheryl Swoopes	Houston Comets
2003 Lauren Jackson	Seattle Storm
2004 Lisa Leslie	Los Angeles Sparks
2005 Sheryl Swoopes	Houston Comets
2006 Lisa Leslie	Los Angeles Sparks
2007 Lauren Jackson	Seattle Storm
2008 Candace Parker	Los Angeles Sparks
2009 Diana Taurasi	Phoenix Mercury
2010 Lauren Jackson	Seattle Storm
2011 Tamika Catchings	Indiana Fever
2012 Tina Charles	Connecticut Sun
2013 Candace Parker	Los Angeles Sparks
2014 Maya Moore	Minnesota Lynx
2015 Elena Delle Donne	Chicago Sky
2016 Nneka Ogwumike	Los Angeles Sparks

DEFENSIVE PLAYER OF THE YEAR

1997 Teresa Weatherspoon	New York Liberty
1998 Teresa Weatherspoon	New York Liberty
1999 Yolanda Griffith	Sacramento Monarchs
2000 Sheryl Swoopes	Houston Comets
2001 Debbie Black	Miami Sol
2002 Sheryl Swoopes	Houston Comets
2003 Sheryl Swoopes	Houston Comets
2004 Lisa Leslie	Los Angeles Sparks
2005 Tamika Catchings	Indiana Fever
2006 Tamika Catchings	Indiana Fever
2007 Lauren Jackson	Seattle Storm
2008 Lisa Leslie	Los Angeles Sparks
2009 Tamika Catchings	Indiana Fever
2010 Tamika Catchings	Indiana Fever
2011 Sylvia Fowles	Chicago Sky
2012 Tamika Catchings	Indiana Fever
2013 Sylvia Fowles	Chicago Sky
2014 Brittney Griner	Phoenix Mercury
2015 Brittney Griner	Phoenix Mercury
2016 Sylvia Fowles	Minnesota Lynx

WNBA ROOKIE OF THE YEAR

1998 Tracy Reid	Charlotte Sting
1999 Chamique Holdsclaw	Washington Mystics
2000 Betty Lennox	Minnesota Lynx
2001 Jackie Stiles	Portland Fire
2002 Tamicka Catchings	Indiana Fever
2003 Cheryl Ford	Detroit Shock
2004 Diana Taurasi	Phoenix Mercury
2005 Temeka Johnson	Washington Mystics
2006 Seimone Augustus	Minnesota Lynx
2007 Armitie Price	Chicago Sky
2008 Candace Parker	Los Angeles Sparks
2009 Angel McCoughtry	Atlanta Dream

2010 Tina Charles	Connecticut Sun
2011 Maya Moore	Minnesota Lynx
2012 Nneka Ogwumike	Los Angeles Sparks
2013 Elena Delle Donne	Chicago Sky
2014 Chiney Ogwumike	Connecticut Sun
2015 Jewell Loyd	Seattle Storm
2016 Breanna Stewart	Seattle Storm

WNBA MOST IMPROVED PLAYER

2000 Tari Phillips	New York Liberty
2001 Janeth Arcain	Houston Comets
2002 Coco Miller	Washington Mystics
2003 Michelle Snow	Houston Comets
2004 Wendy Palmer	Connecticut Sun
Kelly Miller	Indiana Fever
2005 Nicole Powell	Sacramento Monarchs
2006 Erin Buescher	Sacramento Monarchs
2007 Janel Mccarville	New York Liberty
2008 Ebony Hoffman	Indiana Fever
2009 Crystal Langhorne	Washington Mystics
2010 Leilani Mitchell	New York Liberty
2011 Kia Vaughn	New York Liberty
2012 Kristi Toliver	Los Angeles Sparks
2013 Shavonte Zellous	Indiana Fever
2014 Skylar Diggins	Tulsa Shock
2015 Kelsey Bone	Connecticut Sun
2016 Elizabeth Williams	Atlanta Dream

WNBA COACH OF THE YEAR

1997 Van Chancellor	Houston Comets
1998 Van Chancellor	Houston Comets
1999 Van Chancellor	Houston Comets
2000 Michael Cooper	Los Angeles Sparks
2001 Dan Hughes	Cleveland Rockers
2002 Marianne Stanley	Washington Mystics
2003 Bill Laimbeer	Detroit Shock
2004 Suzie Mcconnell Serio	Minnesota Lynx
2005 John Whisenant	Sacramento Monarchs
2006 Mike Thibault	Connecticut Sun
2007 Dan Hughes	San Antonio Silver Stars
2008 Mike Thibault	Connecticut Sun
2009 Marynell Meadors	Atlanta Dream
2010 Brian Agler	Seattle Storm
2011 Cheryl Reeve	Minnesota Lynx
2012 Carol Ross	Los Angeles Sparks
2013 Mike Thibault	Washington Mystics
2014 Sandy Brondello	Phoenix Mercury
2015 Bill Laimbeer	New York Liberty
2016 Cheryl Reeve	Minnesota Lynx

KIM PERROT SPORTSMANSHIP AWARD

1997 Haixia Zheng	Los Angeles Sparks
1998 Suzie Mcconnell Serio	Cleveland Rockers
1999 Dawn Staley	Charlotte Sting
2000 Suzie Mcconnell Serio	Cleveland Rockers
2001 Sue Wicks	New York Liberty
2002 Jennifer Gillom	Phoenix Mercury

2003 Edna Campbell	Sacramento Monarchs
2004 Teresa Edwards	Minnesota Lynx
2005 Taj McWilliams-Franklin	Connecticut Sun
2006 Dawn Staley	Houston Comets
2007 Tully Bevilaqua	Indiana Fever
2008 Vickie Johnson	San Antonio Stars
2009 Kara Lawson	Sacramento Monarchs
2010 Tamika Catchings	Indiana Fever
2011 Sue Bird	Seattle Storm
Ruth Riley	San Antonio Silver Stars
2012 Kara Lawson	Connecticut Sun
2013 Swin Cash	Chicago Sky
Tamika Catchings	Indiana Fever
2014 Becky Hammon	San Antonio Stars
2015 Delisha Milton-Jones	Atlanta Dream
2016 Tamika Catchings	Indiana Fever

WNBA NEWCOMER OF THE YEAR

1998 Suzie McConnell Serio	Cleveland Rockers
1999 Yolanda Griffith	Sacramento Monarchs

WNBA SIXTH WOMAN OF THE YEAR

2007 Plenette Pierson	Detroit Shock
2008 Candice Wiggins	Minnesota Lynx
2009 Dewanna Bonner	Phoenix Mercury
2010 Dewanna Bonner	Phoenix Mercury
2011 Dewanna Bonner	Phoenix Mercury
2012 Renee Montgomery	Connecticut Sun
2013 Riquna Williams	Tulsa Shock
2014 Allie Quigley	Chicago Sky
2015 Allie Quigley	Chicago Sky
2016 Jantel Lavender	Los Angeles Sparks

ALL-TIME WNBA FIRST TEAMS

1998

F Tina Thompson	Houston Comets
F Sheryl Swoopes	Houston Comets
C Jennifer Gillom	Phoenix Mercury
G Suzie McConnell Serio	Cleveland Rockers
G Cynthia Cooper	Houston Comets

2005

F Lauren Jackson	Seattle Storm
F Sheryl Swoopes	Houston Comets
C Yolanda Griffith	Sacramento Monarchs
G Sue Bird	Seattle Storm
G Deanna Nolan	Detroit Shock

2012

F Candace Parker	Los Angeles Sparks
F Tamika Catchings	Indiana Fever
C Tina Charles	Connecticut Sun
G Cappie Pondexter	New York Liberty
G Seimone Augustus	Minnesota Lynx

1999

F Sheryl Swoopes	Houston Comets
F Natalie Williams	Utah Starzz
C Yolanda Griffith	Sacramento Monarchs
G Cynthia Cooper	Houston Comets
G Ticha Penicheiro	Sacramento Monarchs

2006

F Lauren Jackson	Seattle Storm
F Tamika Catchings	Indiana Fever
C Lisa Leslie	Los Angeles Sparks
G Katie Douglas	Connecticut Sun
G Diana Taurasi	Phoenix Mercury

2013

F Maya Moore	Minnesota Lynx
F Candace Parker	Los Angeles Sparks
C Sylvia Fowles	Chicago Sky
G Diana Taurasi	Phoenix Mercury
G Lindsay Whalen	Minnesota Lynx

2000

F Sheryl Swoopes	Houston Comets
F Natalie Williams	Utah Starzz
C Lisa Leslie	Los Angeles Sparks
G Cynthia Cooper	Houston Comets
G Ticha Penicheiro	Sacramento Monarchs

2007

F Diana Taurasi	Phoenix Mercury
F Penny Taylor	Phoenix Mercury
C Lauren Jackson	Seattle Storm
G Becky Hammon	San Antonio Silver Stars
G Deanna Nolan	Detroit Shock

2014

F Maya Moore	Minnesota Lynx
F Candace Parker	Los Angeles Sparks
C Brittney Griner	Phoenix Mercury
G Diana Taurasi	Phoenix Mercury
G Skylar Diggins	Tulsa Shock

2001

F Katie Smith	Minnesota Lynx
F Natalie Williams	Utah Starzz
C Lisa Leslie	Los Angeles Sparks
G Janeth Arcain	Houston Comets
G Merlakia Jones	Cleveland Rockers

2008

F Candace Parker	Los Angeles Sparks
F Sophia Young	San Antonio Silver Stars
C Lisa Leslie	Los Angeles Sparks
G Diana Taurasi	Phoenix Mercury
G Lindsay Whalen	Connecticut Sun

2015

F Elena Delle Donne	Chicago Sky
F Maya Moore	Minnesota Lynx
C Tina Charles	New York Liberty
G Dewanna Bonner	Phoenix Mercury
G Angel McCoughtry	Atlanta Dream

2002

F Sheryl Swoopes	Houston Comets
F Tamicka Catchings	Indiana Fever
C Lisa Leslie	Los Angeles
G Sue Bird	Seattle Storm
G Mwadi Mabika	Los Angeles Sparks

2009

F Diana Taurasi	Phoenix Mercury
F Tamika Catchings	Indiana Fever
C Lauren Jackson	Seattle Storm
G Becky Hammon	San Antonio Silver Stars
G Cappie Pondexter	Phoenix Mercury

2016

Nneka Ogumike	Los Angeles Sparks
Tina Charles	New York Liberty
Maya Moore	Minnesota Lynx
Elena Delle Donne	Chicago Sky
Sue Bird	Seattle Storm

2003

F Lauren Jackson	Seattle Storm
F Tamika Catchings	Indiana Fever
C Lisa Leslie	Los Angeles Sparks
G Sue Bird	Seattle Storm
G Katie Smith	Minnesota Lynx

2010

F Lauren Jackson	Seattle Storm
F Tamika Catchings	Indiana Fever
C Sylvia Fowles	Chicago Sky
G Cappie Pondexter	New York Liberty
G Diana Taurasi	Phoenix Mercury

2004

F Lauren Jackson	Seattle Storm
F Tina Thompson	Houston Comets
C Lisa Leslie	Los Angeles Sparks
G Sue Bird	Seattle Storm
G Diana Taurasi	Phoenix Mercury

2011

F Tamika Catchings	Indiana Fever
F Angel McCoughtry	Atlanta Dream
C Tina Charles	Connecticut Sun
G Diana Taurasi	Phoenix Mercury
G Lindsay Whalen	Minnesota Lynx

ALL-TIME WNBA SECOND TEAMS

1998

F	Eva Nemcova	Cleveland Rockers
F	Cindy Brown	Detroit Shock
C	Lisa Leslie	Los Angeles Sparks
G	Teresa Weatherspoon	New York Liberty
G	Andrea Stinson	Charlotte Sting

1999

F	Chamique Holdsclaw	Washington Mystics
F	Tina Thompson	Houston Comets
C	Lisa Leslie	Los Angeles Sparks
G	Teresa Weatherspoon	New York Liberty
G	Shannon Johnson	Orlando Miracle

2000

F	Katie Smith	Minnesota Lynx
F	Tina Thompson	Houston Comets
C	Yolanda Griffith	Sacramento Monarchs
G	Teresa Weatherspoon	New York Liberty
G	Shannon Johnson	Orlando Miracle
G	Betty Lennox	Minnesota Lynx

2001

F	Tina Thompson	Houston Comets
F	Chamique Holdsclaw	Washington Mystics
C	Yolanda Griffith	Sacramento Monarchs
G	Ticha Penicheiro	Sacramento Monarchs
G	Tamecka Dixon	Los Angeles Sparks

2002

F	Tina Thompson	Houston Comets
F	Chamique Holdsclaw	Washington Mystics
C	Tari Phillips	New York Liberty
G	Shannon Johnson	Orlando Miracle
G	Katie Smith	Minnesota Lynx

2003

F	Sheryl Swoopes	Houston Comets
F	Swin Cash	Detroit Shock
C	Cheryl Ford	Detroit Shock
G	Nikki Teasley	Los Angeles Sparks
G	Deanna Nolan	Detroit Shock

2004

F	Swin Cash	Detroit Shock
C	Yolanda Griffith	Sacramento Monarchs
G	Nikki Teasley	Los Angeles Sparks
G	Nykesha Sales	Connecticut Sun

2005

F	Tamika Catchings	Indiana Fever
F	Taj McWilliams-Franklin	Connecticut Sun
C	Lisa Leslie	Los Angeles Sparks
G	Becky Hammon	New York Liberty
G	Diana Taurasi	Phoenix Mercury

2006

F	Cheryl Ford	Detroit Shock
F	Sheryl Swoopes	Houston Comets
C	Taj McWilliams-Franklin	Connecticut Sun
G	Alana Beard	Washington Mystics
G	Seimone Augustus	Minnesota Lynx

2007

F	Tamika Catchings	Indiana Fever
F	Sophia Young	San Antonio Silver Stars
C	Tina Thompson	Houston Comets
G	Katie Douglas	Connecticut Sun
G	Seimone Augustus	Minnesota Lynx

2008

F	Asjha Jones	Connecticut Sun
F	Deanna Nolan	Detroit Shock
C	Lauren Jackson	Seattle Storm
G	Becky Hammon	San Antonio Silver Stars
G	Sue Bird	Seattle Storm

2009

F	Candace Parker	Los Angeles Sparks
F	Sophia Young	San Antonio Silver Stars
C	Lisa Leslie	Los Angeles Sparks
G	Katie Douglas	Indiana Fever
G	Deanna Nolan	Detroit Shock

2010

F	Crystal Langhorne	Washington Mystics
F	Angel McCoughtry	Atlanta Dream
C	Tina Charles	Connecticut Sun
G	Sue Bird	Seattle Storm
G	Katie Douglas	Indiana Fever

2011

F	Penny Taylor	Phoenix Mercury
F	Seimone Augustus	Minnesota Lynx
C	Sylvia Fowles	Chicago Sky
G	Sue Bird	Seattle Storm
G	Cappie Pondexter	New York Liberty

2012

F	Maya Moore	Minnesota Lynx
F	Sophia Young	San Antonio Silver Stars
C	Sylvia Fowles	Chicago Sky
G	Kristi Toliver	Los Angeles Sparks
G	Lindsay Whalen	Minnesota Lynx

2013

F	Tamika Catchings	Indiana Fever
F	Elena Delle Donne	Chicago Sky
C	Tina Charles	Connecticut Sun
G	Angel McCoughtry	Atlanta Dream
G	Seimone Augustus	Minnesota Lynx

2013

F	Angel McCoughtry	Atlanta Dream
F	Nneka Ogwumike	Los Angeles Sparks
C	Tina Charles	New York Liberty
G	Lindsay Whalen	Minnesota Lynx
G	Danielle Robinson	San Antonio Stars
G	Seimone Augustus	Minnesota Lynx

2015

F	Candace Parker	Los Angeles Sparks
F	Tamika Catchings	Indiana Fever
C	Brittney Griner	Phoenix Mercury
G	Epiphanny Prince	New York Liberty
G	Courtney Vandersloot	Chicago Sky

2016

Angel McCoughtry	Atlanta Dream
Breanna Stewart	Seattle Storm
Sylvia Fowles	Minnesota Lynx
Diana Taurasi	Phoenix Mercury
Jewell Loyd	Seattle Storm

ALL-TIME WNBA ROOKIE TEAMS

2005

G Temeka Johnson Washington Mystics
 G Tan White Indiana Fever
 C Katie Feenstra San Antonio Silver Stars
 G Chelsea Newton Sacramento Monarchs
 F Kara Braxton Detroit Shock

2006

F Sophia Young San Antonio Silver Stars
 G/F Monique Currie Charlotte Sting
 F/C Candice Dupree Chicago Sky
 G Seimone Augustus Minnesota Lynx
 G Cappie Pondexter Phoenix Mercury

2007

G Armintie Price Chicago Sky
 G Sidney Spencer Los Angeles Sparks
 G Lindsey Harding Minnesota Lynx
 F Camille Little San Antonio Silver Stars
 G Marta Fernandez Los Angeles Sparks

2008

F Candace Parker Los Angeles Sparks
 G Candice Wiggins Minnesota Lynx
 C Sylvia Fowles Chicago Sky
 C Nicky Anosike Minnesota Lynx
 G Matee Ajavon Houston Comets
 F Amber Holt Connecticut Sun

2009

F Angel McCoughtry Atlanta Dream
 G/FDeWanna Bonner Phoenix Mercury
 G Shavonte Zellous Detroit Shock
 G Renee Montgomery Minnesota Lynx
 G Marissa Coleman Washington Mystics

2010

F/C Tina Charles Connecticut Sun
 F Kelsey Griffin Connecticut Sun
 F/GMonica Wright Minnesota Lynx
 G Epiphanny Prince Chicago Sky
 G Kalana Greene New York Liberty

2011

F Maya Moore Minnesota Lynx
 G Danielle Robinson San Antonio Silver Stars
 G Courtney Vandersloot Chicago Sky
 F Danielle Adams San Antonio Silver Stars
 C Liz Cambage Tulsa Shock

2012

F Candace Parker Los Angeles Sparks
 F Sophia Young San Antonio Silver Stars
 C Tina Charles Connecticut Sun
 G Armintie Price Atlanta Dream
 G Danielle Robinson San Antonio Silver Stars

2013

G/F Elena Delle Donne Chicago Sky
 C Brittney Griner Phoenix Mercury
 G Alex Bentley Atlanta Dream
 F Kelsey Bone New York Liberty
 G Skylar Diggins Tulsa Shock

2014

G Bria Hartley Washington Mystics
 G Kayla McBride San Antonio Stars
 C Chiney Ogumike Connecticut Sun
 G Odyssey Sims Tulsa Shock
 F Alyssa Thomas Connecticut Sun

2015

G Jewell Loyd Seattle Storm
 G Brittany Boyd New York Liberty
 G Ana Dabovic Los Angeles Sparks
 C Kiah Stokes New York Liberty
 C Natalie Achonwa Indiana Fever
 F Ramu Tokashiki Seattle Storm

2016

G Moriah Jefferson San Antonio Stars
 F Aerial Powers Dallas Wings
 F Breanna Stewart Seattle Storm
 C Imani Boyette Chicago Sky
 G Tiffany Mitchell Indiana Fever

ALL-TIME WNBA LEADERS

GAMES

DeLisha Milton-Jones	499
Tina Thomppon	496
Katie Smith	482
Swin Cash	479
Tangela Smith	463
Tamika Catchings	457
Ticha Penicheiro	454
Becky Hammon	450
Sue Bird	447
Taj McWilliams-Franklin	440

FREE THROWS MADE

1. Tamika Catchings	2004
2. Diana Taurasi	1709
3. Tina Thompson	1480
4. Lisa Leslie	1477
5. Katie Smith	1440
6. Swin Cash	1397
7. Lauren Jackson	1391
8. Cappie Pondexter	1358
9. Lindsay Whalen	1343
10. Yolanda Griffith	1232

ASSISTS

1. Ticha Penicheiro	2599
2. Sue Bird	2215
3. Lindsay Whalen	2036
4. Becky Hammon	1708
5. Diana Taurasi	1448
6. Shannon Johnson	1424
7. Tamika Catchings	1422
8. Temeka Johnson	1382
9. Teresa Weatherspoon	1338
10. Dawn Staley	1337

POINTS

1. Tina Thompson	7488
2. Tamika Catchings	7380
3. Dinana Taurasi	7311
4. Katie Smith	6452
5. Cappie Pondexter	6312
6. Lisa Leslie	6263
7. Lauren Jackson	6007
8. Cappie Pondexter	5887
9. Becky Hammon	5841
10. DeLisha Milton-Jones	5571

FREE THROW % (200+ FT MADE)

1. Elena Delle Donne	.938	578/616
2. Eva Nemcova	.897	227/253
3. Becky Hammon	.897	1182/1318
4. Kara Lawson	.890	573/644
5. Nicole Powell	.882	440/499
6. Danielle Robinson	.878	339/386
7. Kristi Toliver	.875	428/489
8. Cynthia Cooper	.871	758/870
9. Seimone Augustus	.869	701/807
10. Penny Taylor	.868	1082/1246

BLOCKED SHOTS

1. Margo Dydek	877
2. Lisa Leslie	822
3. Lauren Jackson	586
4. Tangela Smith	557
5. Tammy Sutton-Brown	555
6. Ruth Riley	505
7. Taj McWilliams-Franklin	443
8. Sylvia Fowles	404
9. Michelle Snow	403
10. Candace Parker	380

FIELD GOALS MADE

1. Tina Thompson	2630
2. Tamika Catchings	2385
3. Diana Taurasi	2351
4. Lisa Leslie	2332
5. Cappie Pondexter	2255
6. Lauren Jackson	2090
7. DeLisha Milton-Jones	2083
8. Seimone Augustus	2077
9. Candace Dupree	2066
10. Tangela Smith	2059

3-PT FIELD GOALS

1. Katie Smith	906
2. Diana Taurasi	900
2. Becky Hammon	829
4. Tina Thompson	748
6. Sue Bird	736
5. Katie Douglas	727
9. Tamika Catchings	600
7. Kara Lawson	584
8. Nicole Powell	580
10. Ivory Latta	492

MINUTES

1. Tina Thompson	16089
2. Katie Smith	15725
3. Sue Bird	14456
4. DeLisha Milton-Jones	14395
5. Tamika Catchings	14370
6. Taj McWilliams-Franklin	13554
7. Swin Cash	13438
8. Ticha Penicheiro	12797
9. Tangela Smith	12735
10. Katie Douglas	12629

FIELD GOAL % (400+ FG MADE)

1. Sylvia Fowles	.579	1412/2437
2. Crystal Langhorne	.564	1500/2660
3. Nneka Ogumike	.564	965/1711
4. Brittney Griner	.563	683/1214
5. Tamika Raymond	.549	548/998
6. Ann Wauters	.536	859/1603
7. Erika De Souza	.531	1291/2433
8. Courtney Paris	.527	550/1043
9. Jantel Lavender	.520	815/1566
10. Mistie Bass	.513	522/1018

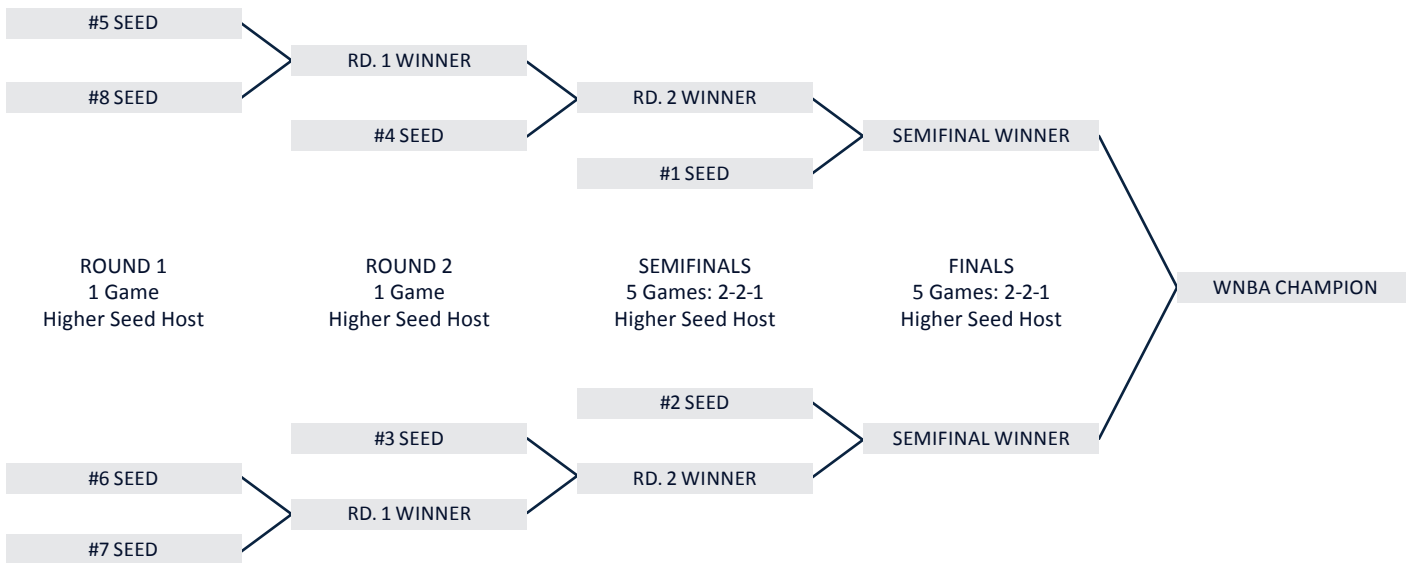
REBOUNDS

1. Tamika Catchings	3316
2. Lisa Leslie	3307
3. Tina Thompson	3070
4. Taj McWilliams-Franklin	3013
5. Rebekkah Brunson	2986
6. DeLisha Milton-Jones	2574
7. Swin Cash	2521
8. Michelle Snow	2482
9. Lauren Jackson	2447
10. Yolanda Griffith	2444

STEALS

1. Tamika Catchings	1012
2. Ticha Penicheiro	764
3. Sheryl Swoopes	657
4. Katie Douglas	623
5. DeLisha Milton-Jones	619
6. Taj McWilliams-Franklin	580
7. Tully Bevilacqua	573
8. Jia Perkins	566
9. Sue Bird	547
10. Yolanda Griffith	52

2017 PLAYOFF FORMAT



Following the end of the 2017 regular season, the eight teams with the highest winning percentages regardless of conference will qualify for the playoffs and be seeded based on their record. There will be four playoff rounds with the top two seeds receiving a bye to the semifinals (third round), and the third and fourth seeds receiving a bye in the second round. The first and second rounds are single elimination. In the first round, the No. 5 seed hosts the No. 8 seed and the No. 6 seed hosts the No. 7 seed. In the second round, the No. 3 seed hosts the lowest-seeded first-round winner and the No. 4 seed hosts the other first-round winner. The teams will be re-seeded after each postseason round. The semifinals feature a best-of-five format, with the No. 1 overall seed playing the lowest remaining seed and the No. 2 overall seed meeting the remaining team. The Nos. 1 and 2 seeds will host Games 1, 2 and 5, and the lower-seeded teams will host Games 3 and 4 in their respective series. The WNBA Finals is the best-of-five and will follow the same 2-2-1 format.



PLAYOFF HISTORY

WNBA CHAMPIONS

YEAR	WINNING TEAM	COACH	LOSING TEAM	COACH	SERIES
1997	Houston Comets	Van Chancellor	New York Liberty	Nancy Darsch	1-0
1998	Houston Comets	Van Chancellor	Phoenix Mercury	Cheryl Miller	2-1
1999	Houston Comets	Van Chancellor	New York Liberty	Richie Adubato	2-1
2000	Houston Comets	Van Chancellor	New York Liberty	Richie Adubato	2-0
2001	Los Angeles Sparks	Michael Cooper	Charlotte Sting	Anne Donovan	2-0
2002	Los Angeles Sparks	Michael Cooper	New York Liberty	Richie Adubato	2-0
2003	Detroit Shock	Bill Laimbeer	Los Angeles Sparks	Michael Cooper	2-1
2004	Seattle Storm	Anne Donovan	Connecticut Sun	Mike Thibault	2-1
2005	Sacramento Monarchs	John Whisenant	Connecticut Sun	Mike Thibault	3-1
2006	Detroit Shock	Bill Laimbeer	Sacramento Monarchs	John Whisenant	3-2
2007	Phoenix Mercury	Paul Westhead	Detroit Shock	Bill Laimbeer	3-2
2008	Detroit Shock	Bill Laimbeer	San Antonio Silver Stars	Dan Hughes	3-0
2009	Phoenix Mercury	Cory Gaines	Indiana Fever	Lin Dunn	3-2
2010	Seattle Storm	Brian Agler	Atlanta Dream	Marynell Meadors	3-0
2011	Minnesota Lynx	Cheryl Reeve	Atlanta Dream	Marynell Meadors	3-0
2012	Indiana Fever	Lin Dunn	Minnesota Lynx	Cheryl Reeve	1-3
2013	Minnesota Lynx	Cheryl Reeve	Atlanta Dream	Fred Williams	3-0
2014	Phoenix Mercury	Sandy Brondello	Chicago Sky	Pokey Chatman	3-0
2015	Minnesota Lynx	Cheryl Reeve	Indiana Fever	Stepahnie White	3-2
2016	Los Angeles Sparks	Brian Agler	Minnesota Lynx	Cheryl Reeve	3-2

CONFERENCE WINNERS (REGULAR SEASON)

YEAR	EAST	W-L	WEST	W-L
1997	Houston	18-10	Phoenix	16-12
1998	Cleveland	20-10	Houston	27-3
1999	New York	18-14	Houston	26-6
2000	New York	20-12	Los Angeles	28-4
2001	Cleveland	22-10	Los Angeles	28-4
2002	New York	18-14	Los Angeles	25-7
2003	Detroit	25-9	Los Angeles	24-10
2004	Connecticut	18-16	Los Angeles	25-9
2005	Connecticut	26-8	Sacramento	25-9
2006	Connecticut	26-8	Los Angeles	25-9
2007	Detroit	24-10	Phoenix	23-11
2008	Detroit	22-12	San Antonio	24-10
2009	Indiana	22-12	Phoenix	23-11
2010	Washington	22-12	Seattle	28-6
2011	Indiana	21-13	Minnesota	27-7
2012	Connecticut	25-9	Minnesota	27-7
2013	Chicago	24-10	Minnesota	26-8
2014	Atlanta	19-15	Phoenix	29-5
2015	New York	23-11	Minnesota	22-12
2016	New York	21-13	Minnesota	28-6



2017 WNBA DRAFT



FIRST ROUND				
NO.	TEAM	PLAYER	POS.	COLLEGE/FROM
1.	San Antonio	Kelsey Plum	G	Washington
2.	Chicago	Alaina Coates	C	South Carolina
3.	Dallas	Evelyn Akhator	F/C	Kentucky
4.	Dallas	Allisha Gray	G	South Carolina
5.	San Antonio	Nia Coffey	G	Northwestern
6.	Washington	Shatori Walker-Kimbrough	G	Maryland
7.	Atlanta	Brittney Sykes	G	Syracuse
8.	Connecticut	Brionna Jones	C	Maryland
9.	Chicago	Tori Jankoska	G	Michigan State
10.	Dallas	Kaela Davis	G	South Carolina
11.	Los Angeles	Sydney Wiese	G	Oregon State
12.	Minnesota	Alexis Jones	G	Baylor

SECOND ROUND				
NO.	TEAM	PLAYER	POS.	COLLEGE/FROM
1.	Connecticut	Shayla Cooper	F	Ohio State
2.	New York	Lindsay Allen	G	Notre Dame
3.	Seattle	Alexis Peterson	G	Syracuse
4.	Connecticut	Leticia Romero	G	Florida State
5.	Indiana	Erica McCall	F	Stanford
6.	Washington	Jennie Sims	G	Old Dominion
7.	Atlanta	Jordan Reynolds	G	Tennessee
8.	Indiana	Feyonda Fitzgerald	G	Temple
9.	Chicago	Chantel Osahor	F/C	Washington
10.	Indiana	Ronni Williams	F	Florida
11.	Dallas	Breanna Lewis	C	Kansas State
12.	Minnesota	Lisa Berkani	G	France

THIRD ROUND				
NO.	TEAM	PLAYER	POS.	COLLEGE/FROM
1.	San Antonio	Schaquilla Nunn	F	Tennessee
2.	Dallas	Saniya Chong	G	Connecticut
3.	Washington	Mehryn Kraker	F	Wisconsin-Green Bay
4.	Connecticut	Jessica January	G	Depaul
5.	Phoenix	Alexis Prince	G	Baylor
6.	Seattle	Lanay Montgomery	C	West Virginia
7.	Atlanta	Oderah Chidom	F	Duke
8.	Indiana	Adrienne Motley	G	Miami (Fla.)
9.	Chicago	Makayla Epps	G	Kentucky
10.	New York	Kai James	C	Florida State
11.	Los Angeles	Saicha Grant-Allen	C	Dayton
12.	Minnesota	Tahlia Tupaea	G	Australia

WNBA CARES



Through WNBA Cares, the WNBA is deeply committed to creating programs that improve the quality of life for all people with a special emphasis on programs that inspire youth and promote education, health and wellness and youth and family development.

WNBA Cares goal alignment focuses on Philanthropy, Service, Legacy and Inspiring Women. Since WNBA Cares launched, the league, players and teams have:

- PHILANTHROPY: More than \$11 million donated to charity, more than \$3.6 million raised in the fight against breast cancer
- SERVICE: More than 565,000 hours of hands-on service
- LEGACY: More than 45 places where kids and families can live, learn or play
- INSPIRATION: 33 current and former WNBA coaches and players have traveled to 35 countries across five continents throughout the world as sport ambassadors inspiring youth and promoting health and wellness through basketball.



WNBA FIT

The WNBA FIT platform is the league’s comprehensive health and wellness program that encourages physical activity and healthy living for children and families through grassroots programs and events, and products related to health, fitness, nutrition and self-esteem. In cooperation with well-established health and wellness organizations, WNBA FIT informs, educates and engages children and families in healthy living practices.



WNBA PRIDE

The WNBA, its teams and players celebration of inclusion and equality in support of the LGBTcommunity.



WNBA DADS & DAUGHTERS

Celebration of the special connection between dads and daughters, that encourages them to spend quality time together while forging a lasting bond through the game of basketball.



WNBA HOOPS FOR TROOPS

The WNBA is committed to supporting our active and retired service men and women and their families around the world. Through the WNBA Cares Hoops for Troop program, teams and players honor military and their families through a variety of activation including in-arena nights, military base visits, ticket programs, in-game activation and meet & greets with Wounded Warriors.



BREAST HEALTH AWARENESS

The WNBA Breast Health Awareness program focuses on generating awareness and educating women about breast cancer in addition to raising funds for the initiative.



WNBA INSPIRING WOMEN

The Inspiring Woman platform celebrates women who demonstrate their ability to inspire others through their commitment, passion and dedication to work, family and community.



WNBA CARES COMMUNITY ASSIST AWARD

The WNBA Cares Community Assist Award presented by State Farm recognizes a WNBA player for their outstanding efforts in the community and for ongoing philanthropic work during each month of the 2016 WNBA season.



2017 SEASON SCHEDULE

MAY						
	1	2	3	4	5	6 IND 7:00
7	8	9	10	11	12	13
14 PHO 5:00	15	16	17	18	19	20 MIN 7:00
21	22	23	24	25 SAN 11:00	26	27 PHO 9:00
28	29	30 IND 7:00	31			

JUNE						
	1	2 NYL 6:30	3 IND 6:00			
4	5	6 WAS 7:00	7	8	9 LAS 7:00	10
11 MIN 3:30	12	13 LAS 9:30	14	15	16 NYL 7:00	17
18 WAS 2:00	19	20	21 SAN 12:00	22	23 SAN 7:00	24
25 CON 3:30	26	27	28	29	30	

JULY						
						1 SEA 7:00
2	3	4	5 ATL 7:00	6	7	8
9 ATL 2:00	10	11	12 CHI 11:30	13	14	15
16 CHI 3:30	17	18	19 MIN 12:00	20	21	22
23	24	25 IND 7:00	26	27	28 SEA 9:00	29
30 LAS 4:00	31					

AUGUST/SEPTEMBER						
	1	2	3	4 SEA 7:00	5	
6 LAS 3:30	7	8	9	10 PHO 7:00	11	12 CON 6:00
13	14	15	16	17	18	19 ATL 7:00
20	21	22	23 CON 6:00	24	25	26 WAS 6:00
27	28	29	30 CHI 7:00	31	1	2
3 NYL 3:00						

- HOME PRESEASON
- HOME GAMES
- AWAY PRESEASON
- AWAY GAMES

DALLASWINGS.COM

817.469.9464



@DALLASWINGS



DALLASWINGSBASKETBALL.COM // 817.469.9464

