

10/05/2021

BENEFICIARIES ENROLLED IN HELIOS

30775

SITES

35.10%

ESTIA

30.77%

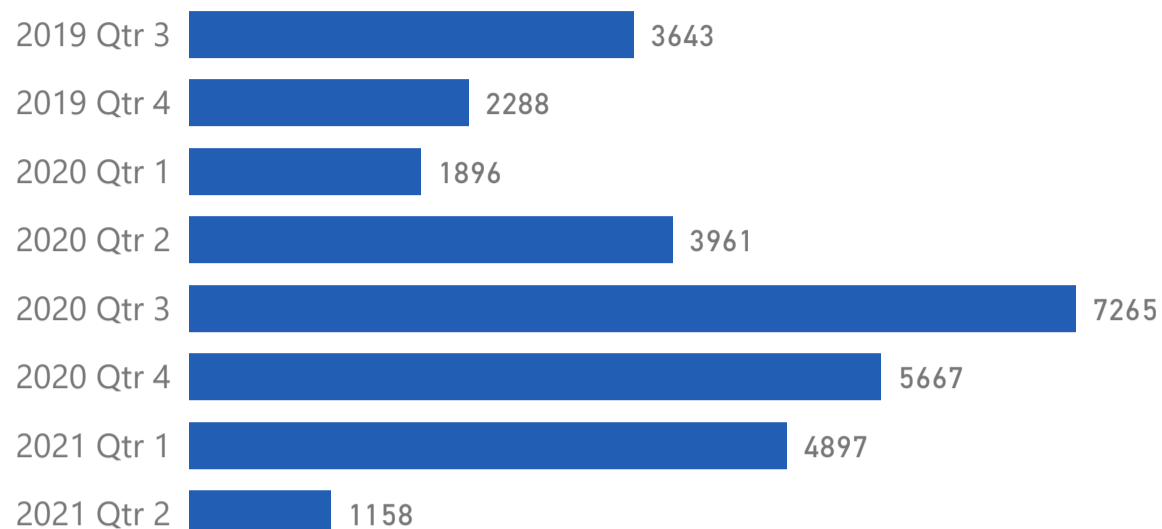
RIC

18.11%

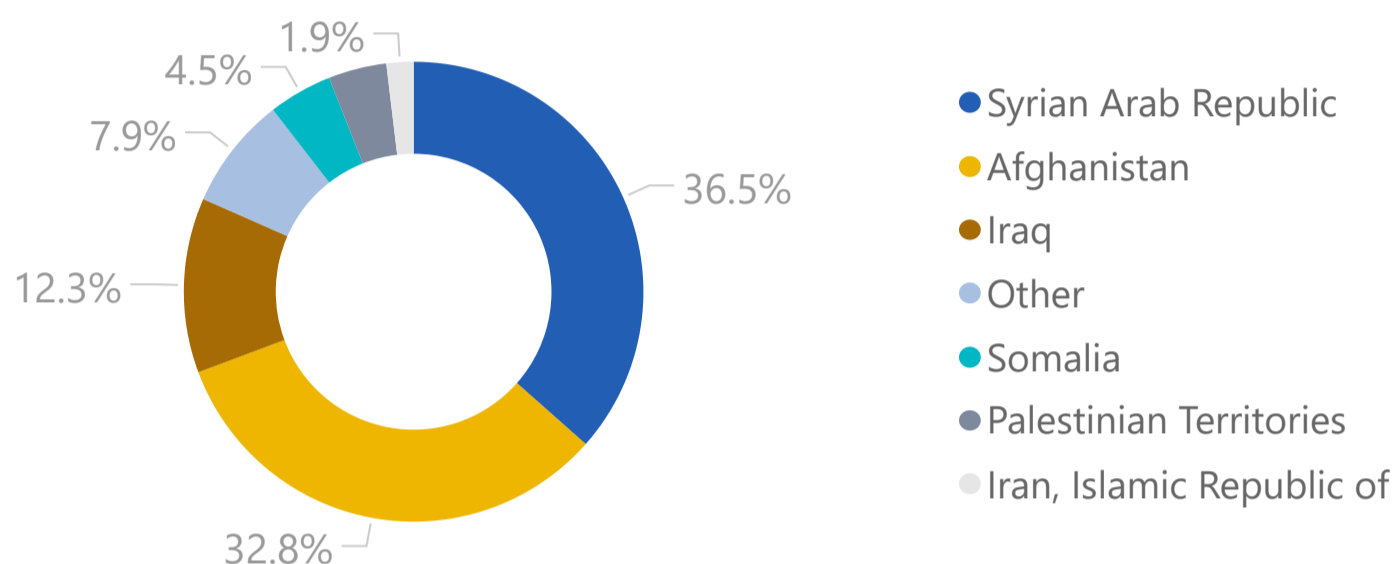
IOM HOTELS

16.02%

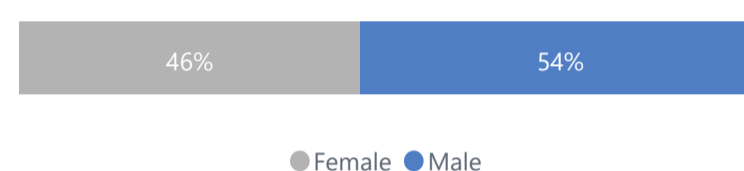
NEW ENROLLMENTS PER QUARTER



ENROLLMENT PER COUNTRY OF ORIGIN



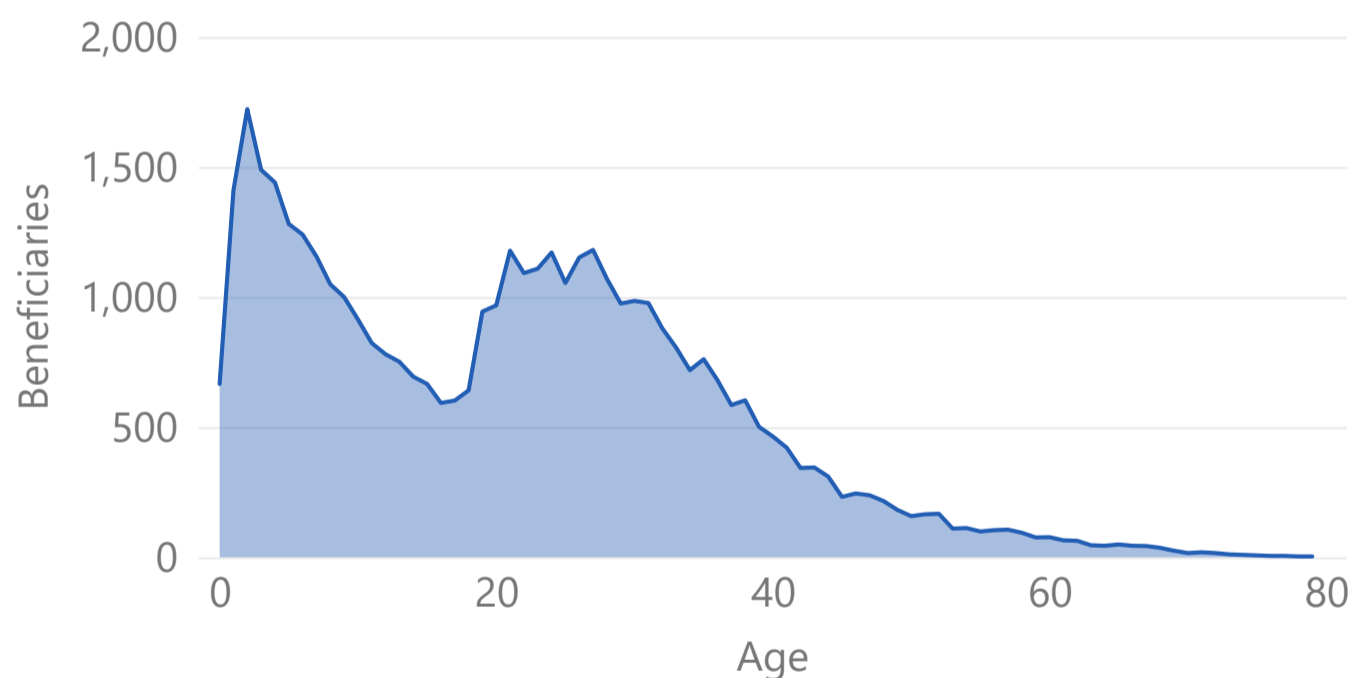
ENROLLMENT PER GENDER



ENROLLMENT PER REGION

Attica	9673
Central Macedonia	6222
North Aegean	5470
Central Greece	1795
Epirus	1727
Thessaly	1218
Western Macedonia	1067
South Aegean	920
Eastern Macedonia and Thrace	841
Peloponnese	799
Crete	680
West Greece	363
Ionian Islands	
Total	30775

AGE OF THE ENROLLED HELIOS POPULATION



ACCOMMODATION SUPPORT

	TOTAL #	CURRENT #
Households benefitting from HELIOS Rental Subsidies	5526	3401
Individuals benefitting from HELIOS Rental Subsidies	14,032	8889
Helios Unique Houses	4040	2353

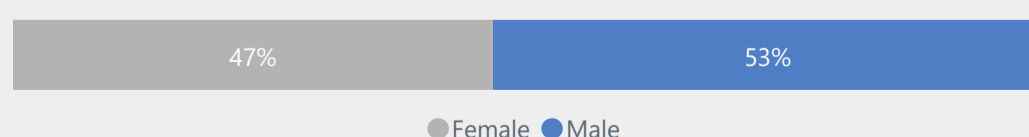
PREVIOUS ACCOMMODATION SCHEME

ESTIA	27.72%
IOM HOTELS	29.59%
RIC	16.42%
SITES	26.27%

Adult Population Benefitted from Accommodation Workshops

7310

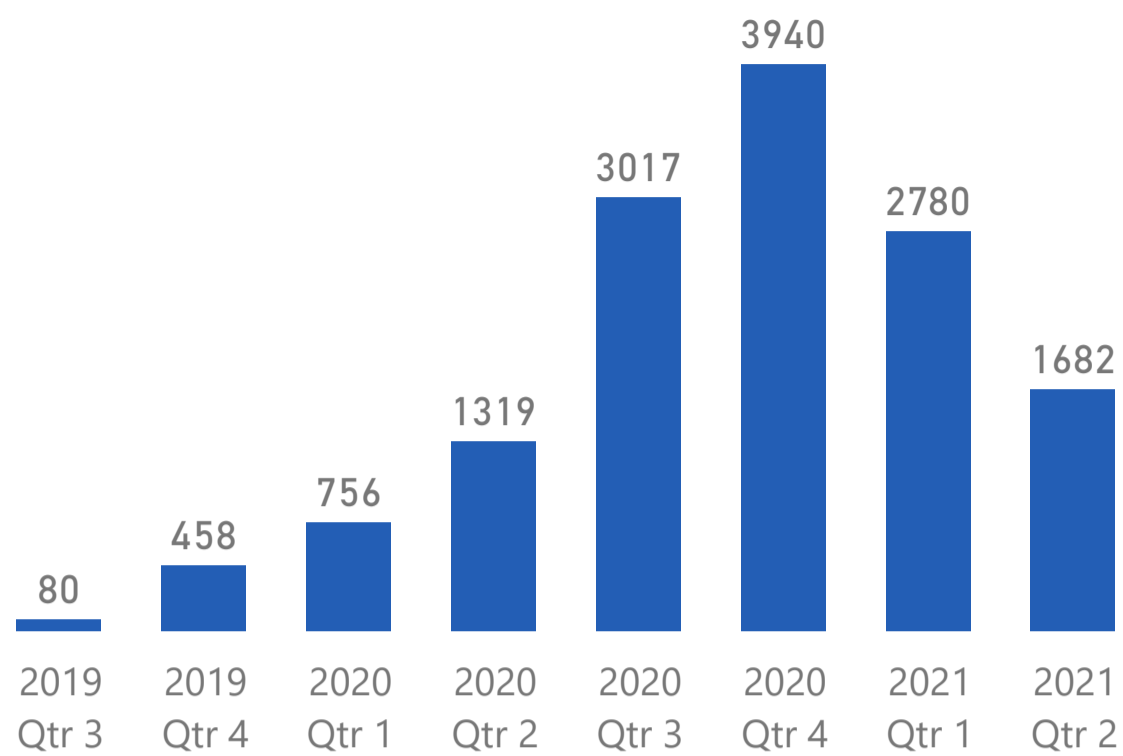
RENTAL SUBSIDIES PER GENDER



INTEGRATION LEARNING CENTERS

Athens (5) | Thessaloniki (3) | Larissa | Trikala | Karditsa | Heraklion | Chania | Sitia | Tripoli
Ioannina | Kilkis | Katerini | Livadia

BENEFICIARIES WITH NEW LEASE AGREEMENTS PER QUARTER



DISTRIBUTION OF BENEFICIARIES WITH LEASE AGREEMENTS PER REGION

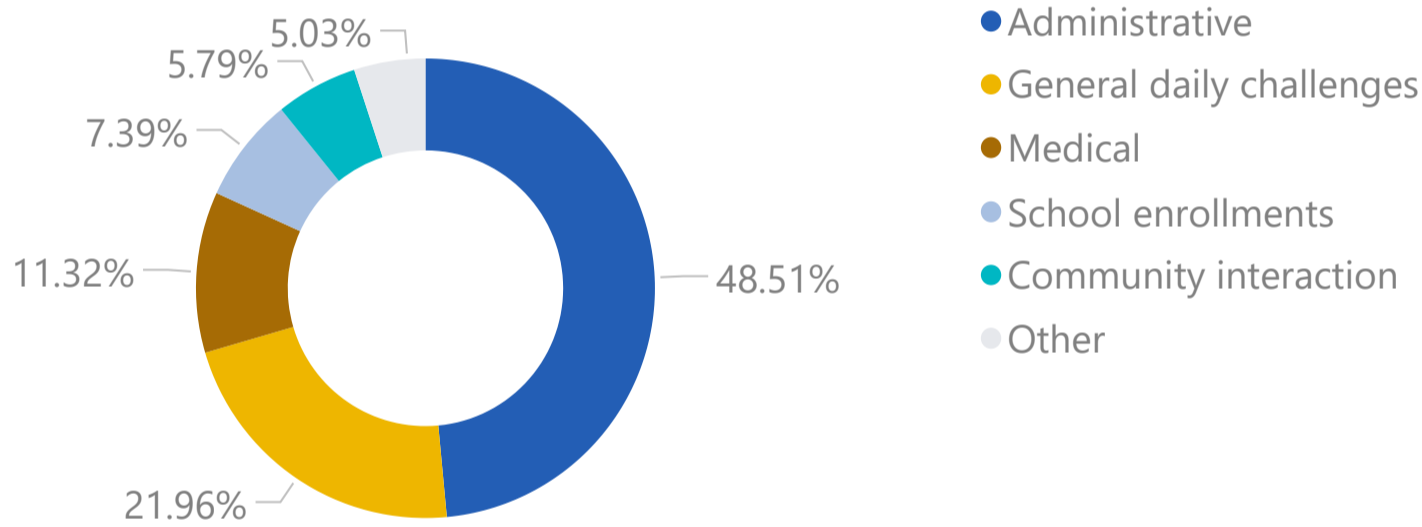
Region	Percentage
Attica	52.12%
Central Macedonia	19.08%
Crete	5.62%
Epirus	5.44%
West Greece	3.76%
North Aegean	3.04%
Central Greece	2.48%
Thessaly	2.38%
South Aegean	2.19%
Western Macedonia	1.61%
Eastern Macedonia and Thrace	1.27%
Peloponnese	1.00%

INTEGRATION MONITORING

Number of Sessions

9737

TYPE OF SUPPORT PROVIDED



INTEGRATION COURSES

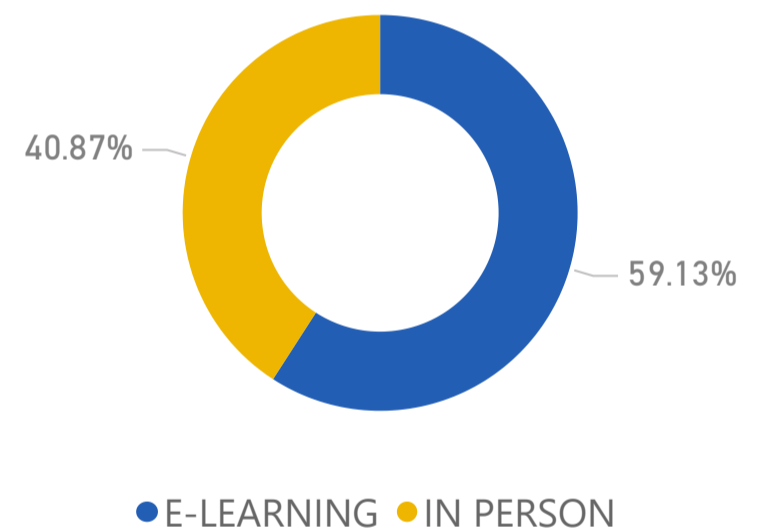
Enrollments

4907

Current Students

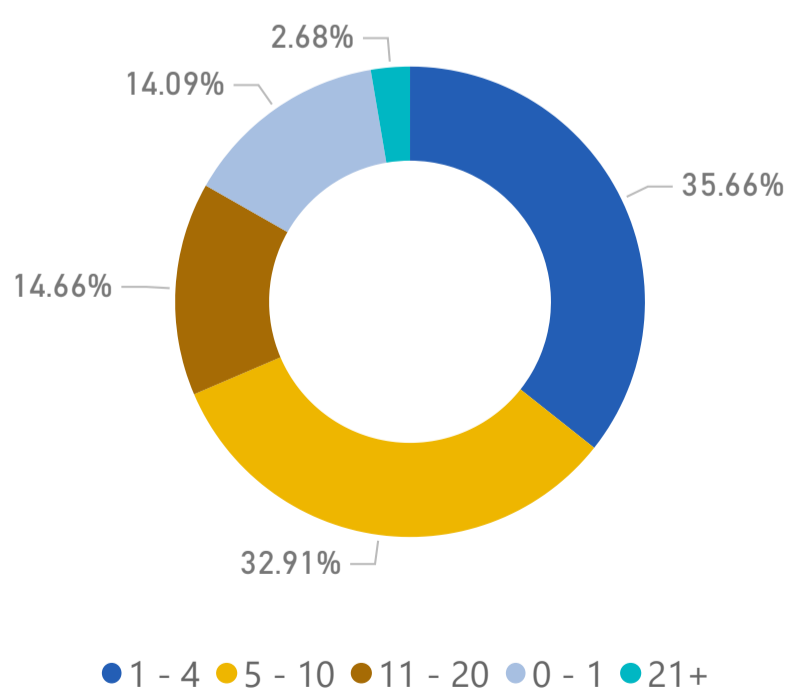
3071

EDUCATION MODALITY



EMPLOYABILITY SUPPORT

YEARS OF PROFESSIONAL EXPERIENCE



Job Counselling Sessions

4840

JOB COUNSELLING PER GENDER



SKILLS PROFILING RESULT - EDUCATION LEVEL

Education Level (ISCED 2011)	#
Primary education	760
Upper secondary education	704
Lower secondary education	675
Bachelor	452
Early childhood education	440
Post-secondary non tertiary education	75
Short cycle tertiary education	45
Master's	30
Doctoral	1
Total Profiled	3182