

2018 U.S. Championships - Men Day 1

Meet Results

Aug 16, 2018







Page: 1

Printed: 8/16/2018 4:06 PM

Men / J5 / 15-16

Session: 1M

Judge's Signatures

Rank	Num	Name	Gym							AA
1	12	Isaiah Drake	Gymnastics Olympica	Diff: 4.200	4.300	3.800	4.800	4.000	3.800	
				Exec: 9.250	8.700	7.800	9.200	8.850	8.650	
				ND:						
				Final: 13.450	13.000	11.600	14.000	12.850	12.450	77.350
				Place: 2T	3T	21	7	4	8T	1
2	2	Taylor Burkhart	5280 Gym	Diff: 5.000	4.100	4.300	4.800	4.600	4.600	
				Exec: 7.800	8.100	8.500	9.050	8.150	8.300	
				ND:			-0.100			
				Final: 12.800	12.200	12.800	13.750	12.750	12.900	77.200
				Place: 12T	10T	6*	11T	5	1	2
3	84	Nicolas Kuebler	Metropolitan	Diff: 4.300	4.500	4.200	4.000	4.100	3.900	
				Exec: 8.650	7.950	8.750	9.350	8.900	8.700	
				ND:	-0.300					
				Final: 12.650	12.450	12.950	13.350	13.000	12.600	77.000
				Place: 16T	9	4	16*	3	3T	3
4T	71	Fuzzy Benas	EnRich	Diff: 4.700	4.600	4.500	5.200	4.400	4.400	
				Exec: 8.950	6.500	8.650	9.200	7.950	8.100	
				ND:				-0.300		
				Final: 13.650	11.100	13.150	14.400	12.050	12.500	76.850
				Place: 1	17	2	1	12	6T	4T
4T	52	Khoi Young	Sportsplex	Diff: 4.800	4.400	4.300	4.800	4.200	3.600	
				Exec: 8.450	9.000	7.800	9.350	8.500	7.750	
				ND:			-0.100			
				Final: 13.250	13.400	12.100	14.050	12.700	11.350	76.850
				Place: 5	1	15	6	6	21T	4T
4T	72	Colt Walker	Acrotex	Diff: 4.700	4.600	4.400	5.200	4.400	4.000	
				Exec: 8.750	8.000	8.650	8.900	6.950	8.300	
				ND:						
				Final: 13.450	12.600	13.050	14.100	11.350	12.300	76.850
				Place: 2T	7T	3	3T	17T	11T	4T
7	87	Justin Ah Chow	Universal	Diff: 4.600	4.700	4.300	4.800	4.600	4.100	
				Exec: 8.300	7.500	8.500	9.000	8.600	7.750	
				ND:			-0.100			
				Final: 12.900	12.200	12.800	13.700	13.200	11.850	76.650
				Place: 10	10T	6*	13T	1	18	7
8	58	John Chou	Cypress Academy	Diff: 4.500	5.000	4.000	5.200	4.900	4.000	
				Exec: 8.800	7.950	7.800	8.100	7.450	8.850	
				ND:			-0.100			
				Final: 13.300	12.950	11.800	13.200	12.350	12.850	76.450
				Place: 4	5	19	20T	10	2	8
9	63	Michael Jaroh	MEGA - MI	Diff: 4.100	4.600	4.400	5.200	4.400	4.500	
				Exec: 8.650	8.700	8.500	9.000	6.600	7.700	
				ND:			-0.300			
				Final: 12.750	13.300	12.900	13.900	11.000	12.200	76.050
				Place: 14	2	5	8T	21	13T	9
10	53	Jeremy Bischoff	Walters GymJam	Diff: 4.600	4.400	4.400	4.800	4.500	4.200	
				Exec: 8.250	7.550	8.250	8.900	8.000	8.150	
				ND:						
				Final: 12.850	11.950	12.650	13.700	12.500	12.350	76.000
				Place: 11	13T	9	13T	8T	10	10

2018 U.S. Championships - Men Day 1

Meet Results







Aug 16, 2018

Page: 2

Printed: 8/16/2018 4:06 PM

Men / J5 / 15-16

Session: 1M

Rank	Num	Name	Gym							AA
11	97	Zachary Tiderman	OMEGA	Diff: 4.100	3.500	4.100	4.000	3.500	3.800	
				Exec: 8.900	8.550	8.500	9.350	8.350	8.800	
				ND: _____	_____	_____	_____	_____	_____	
				Final: 13.000	12.050	12.600	13.350	11.850	12.600	75.450
				Place: 6T	12	10	16*	16	3T	11
12	77	Raydel Gamboa	North Valley	Diff: 4.400	4.100	4.300	4.800	4.300	4.500	
				Exec: 8.600	8.900	6.650	8.700	8.300	8.100	
				ND: _____	_____	_____	-0.300	_____	_____	
				Final: 13.000	13.000	10.950	13.200	12.600	12.600	75.350
				Place: 6T	3T	24	20T	7	3T	12
13	96	Daniel Simmons	Cypress Academy	Diff: 4.500	3.700	4.300	4.800	4.600	3.900	
				Exec: 8.300	8.250	8.050	9.000	7.400	7.450	
				ND: _____	_____	_____	_____	_____	_____	
				Final: 12.800	11.950	12.350	13.800	12.000	11.350	74.250
				Place: 12T	13T	12	10	13	21T	13
14	88	Zachary Martin	Elevate	Diff: 4.800	3.800	4.000	5.200	3.500	3.800	
				Exec: 8.200	7.150	8.050	9.100	8.450	8.100	
				ND: _____	_____	_____	_____	_____	_____	
				Final: 13.000	10.950	12.050	14.300	11.950	11.900	74.150
				Place: 6T	19	16T	2	14	16T	14
15	79	Will Hauke	DeVeau's	Diff: 4.500	4.100	3.900	4.000	4.100	3.900	
				Exec: 7.900	8.500	7.300	9.000	8.150	8.550	
				ND: _____	_____	_____	_____	_____	_____	
				Final: 12.400	12.600	11.200	13.000	12.250	12.450	73.900
				Place: 19T	7T	23	23	11	8T	15
16	64	Paul Juda	Buffalo Grove	Diff: 5.100	4.100	4.500	4.800	4.900	4.500	
				Exec: 7.900	8.550	8.900	8.050	5.650	6.850	
				ND: _____	_____	_____	-0.300	_____	_____	
				Final: 13.000	12.650	13.400	12.550	10.550	11.350	73.500
				Place: 6T	6	1	24	25	21T	16
17	80	Donovan Hewitt	Paragon	Diff: 4.500	3.200	4.500	4.800	3.900	4.100	
				Exec: 8.150	7.100	7.900	9.100	8.000	7.950	
				ND: _____	_____	_____	_____	_____	_____	
				Final: 12.650	10.300	12.400	13.900	11.900	12.050	73.200
				Place: 16T	21	11	8T	15	15	17
18	78	Noah Giordano	5280 Gym	Diff: 4.400	4.000	4.200	4.800	4.000	3.900	
				Exec: 8.300	5.600	7.950	8.850	9.050	8.300	
				ND: _____	_____	_____	-0.300	_____	_____	
				Final: 12.700	9.600	12.150	13.350	13.050	12.200	73.050
				Place: 15	25	14	16T	2	13T	18
19	74	Taylor Christopoulos	USA Gym World	Diff: 4.800	4.400	4.300	4.800	3.400	3.800	
				Exec: 7.200	7.150	7.650	9.300	7.350	8.700	
				ND: _____	_____	_____	_____	_____	_____	
				Final: 12.000	11.550	11.950	14.100	10.750	12.500	72.850
				Place: 21	16	18	3T	23	6T	19
20	56	Oliver Zavela	Crenshaw	Diff: 4.600	3.900	4.200	4.800	4.100	3.800	
				Exec: 7.800	7.700	7.500	8.650	6.950	8.000	
				ND: _____	_____	_____	-0.100	_____	_____	
				Final: 12.400	11.600	11.700	13.350	11.050	11.800	71.900
				Place: 19T	15	20	16T	20	19	20

2018 U.S. Championships - Men Day 1

Meet Results







Aug 16, 2018

Page: 3

Printed: 8/16/2018 4:06 PM

Men / J5 / 15-16

Session: 1M

Rank	Num	Name	Gym							AA
21	75	Matt Cormier	MEGA - MA	Diff: 4.500	3.200	4.500	5.200	4.600	4.300	
				Exec: 6.550	6.800	7.750	9.000	7.900	7.600	
				ND: -0.300			-0.100			
				Final: 10.750	10.000	12.250	14.100	12.500	11.900	71.500
				Place: 25	22	13	3T	8T	16T	21
22	92	Logan Myers	5280 Gym	Diff: 4.200	3.200	4.300	4.800	4.300	3.900	
				Exec: 6.650	6.600	8.400	8.950	6.850	8.400	
				ND:						
				Final: 10.850	9.800	12.700	13.750	11.150	12.300	70.550
				Place: 24	23	8	11T	19	11T	22
23	83	Cannon Johnson	US Gym Dev Cntr	Diff: 4.500	4.300	4.500	4.400	4.000	3.800	
				Exec: 7.050	6.700	7.050	9.050	6.850	7.750	
				ND: -0.100						
				Final: 11.450	11.000	11.550	13.450	10.850	11.550	69.850
				Place: 23	18	22	15	22	20	23
24	93	Brandon Nguyen	Elevate	Diff: 4.600	3.800	4.500	5.200	4.000	3.900	
				Exec: 7.850	6.950	5.900	8.000	7.350	7.300	
				ND:						
				Final: 12.450	10.750	10.400	13.200	11.350	11.200	69.350
				Place: 18	20	25	20T	17T	24	24
25	95	Tyler Rockwood	Hocking Valley	Diff: 4.000	4.100	4.200	1.600	4.200	4.300	
				Exec: 8.000	5.600	7.850	8.200	6.400	6.250	
				ND: -0.300			-0.300			
				Final: 11.700	9.700	12.050	9.500	10.600	10.550	64.100
				Place: 22	24	16T	25	24	25	25

2018 U.S. Championships - Men Day 2

Meet Results - Multi







Aug 18, 2018

Page: 1
Printed: 8/18/2018 12:54:44 PM

Men / J5 / 15-16

Session: 3M

Judge's Signatures

Rank	Num	Name/Gym								AA
1T	12	*Isaiah Drake Gymnastics Olympica	Prelims	Final: 13.450	13.000	11.600	14.000	12.850	12.450	77.350
				D/E: 4.2 / 9.250	4.3 / 8.700	3.8 / 7.800	4.8 / 9.200	4.0 / 8.850	3.8 / 8.650	ND:
			Finals	Final: 13.250	12.500	13.000	13.750	12.800	12.700	78.000
				D/E: 4.2 / 9.050	4.3 / 8.200	3.8 / 9.200	4.8 / 9.050	4.0 / 8.800	3.8 / 8.900	ND: -0.1
Combined Total: 155.350										
1T	71	*Fuzzy Benas EnRich	Prelims	Final: 13.650	11.100	13.150	14.400	12.050	12.500	76.850
				D/E: 4.7 / 8.950	4.6 / 6.500	4.5 / 8.650	5.2 / 9.200	4.4 / 7.950	4.4 / 8.100	ND: -0.3
			Finals	Final: 13.500	12.850	13.500	13.950	12.000	12.700	78.500
				D/E: 4.7 / 8.800	4.6 / 8.250	4.5 / 9.000	5.2 / 9.050	4.1 / 7.900	4.4 / 8.300	ND: -0.3
Combined Total: 155.350										
1T	87	Justin Ah Chow Universal	Prelims	Final: 12.900	12.200	12.800	13.700	13.200	11.850	76.650
				D/E: 4.6 / 8.300	4.7 / 7.500	4.3 / 8.500	4.8 / 9.000	4.6 / 8.600	4.1 / 7.750	ND: -0.1
			Finals	Final: 12.850	12.950	12.950	14.050	13.400	12.500	78.700
				D/E: 4.6 / 8.250	4.7 / 8.250	4.3 / 8.650	4.8 / 9.250	4.6 / 8.800	4.1 / 8.400	ND:
Combined Total: 155.350										
4	2	*Taylor Burkhart 5280 Gym	Prelims	Final: 12.800	12.200	12.800	13.750	12.750	12.900	77.200
				D/E: 5.0 / 7.800	4.1 / 8.100	4.3 / 8.500	4.8 / 9.050	4.6 / 8.150	4.6 / 8.300	ND: -0.1
			Finals	Final: 13.000	13.150	12.300	13.650	12.900	13.100	78.100
				D/E: 4.8 / 8.200	4.0 / 9.150	4.3 / 8.000	4.8 / 8.850	4.6 / 8.300	4.6 / 8.500	ND:
Combined Total: 155.300										
5	84	*Nicolas Kuebler Metropolitan	Prelims	Final: 12.650	12.450	12.950	13.350	13.000	12.600	77.000
				D/E: 4.3 / 8.650	4.5 / 7.950	4.2 / 8.750	4.0 / 9.350	4.1 / 8.900	3.9 / 8.700	ND: -0.3
			Finals	Final: 13.150	13.000	13.050	12.400	12.700	13.050	77.350
				D/E: 4.4 / 9.050	4.2 / 8.800	4.2 / 8.850	4.0 / 9.200	4.1 / 8.600	3.7 / 9.350	ND: -0.8
Combined Total: 154.350										
6	77	*Raydel Gamboa North Valley	Prelims	Final: 13.000	13.000	10.950	13.200	12.600	12.600	75.350
				D/E: 4.4 / 8.600	4.1 / 8.900	4.3 / 6.650	4.8 / 8.700	4.3 / 8.300	4.5 / 8.100	ND: -0.3
			Finals	Final: 13.550	12.950	13.100	13.700	12.600	12.350	78.250
				D/E: 4.4 / 9.150	4.1 / 8.850	4.2 / 8.900	4.8 / 8.900	4.3 / 8.300	4.3 / 8.050	ND:
Combined Total: 153.600										
7	52	*Khoi Young Sportsplex	Prelims	Final: 13.250	13.400	12.100	14.050	12.700	11.350	76.850
				D/E: 4.8 / 8.450	4.4 / 9.000	4.3 / 7.800	4.8 / 9.350	4.2 / 8.500	3.6 / 7.750	ND: -0.1
			Finals	Final: 13.000	13.450	12.400	13.600	12.550	11.600	76.600
				D/E: 4.5 / 8.500	4.4 / 9.050	4.3 / 8.100	4.8 / 9.100	4.2 / 8.350	3.6 / 8.000	ND: -0.3
Combined Total: 153.450										

2018 U.S. Championships - Men Day 2







Meet Results - Multi

Aug 18, 2018

Page: 2
Printed: 8/18/2018 12:54:44 PM

Men / J5 / 15-16

Session: 3M

Rank	Num	Name/Gym								AA
8	58	John Chou Cypress Academy	Prelims	Final: 13.300	12.950	11.800	13.200	12.350	12.850	76.450
				D/E: 4.5 / 8.800	5.0 / 7.950	4.0 / 7.800	5.2 / 8.100	4.9 / 7.450	4.0 / 8.850	ND: -0.1
			Finals	Final: 13.350	13.500	11.950	13.950	12.750	11.450	76.950
				D/E: 4.5 / 8.850	5.0 / 8.500	4.0 / 7.950	4.8 / 9.150	4.7 / 8.050	4.0 / 7.450	ND:
				<u>Combined Total:</u>						<u>153.400</u>
9	72	Colt Walker Acrotex	Prelims	Final: 13.450	12.600	13.050	14.100	11.350	12.300	76.850
				D/E: 4.7 / 8.750	4.6 / 8.000	4.4 / 8.650	5.2 / 8.900	4.4 / 6.950	4.0 / 8.300	ND:
			Finals	Final: 13.300	10.550	13.000	14.400	12.750	12.300	76.300
				D/E: 4.7 / 8.600	4.6 / 5.950	4.4 / 8.600	5.2 / 9.200	4.7 / 8.050	4.0 / 8.300	ND:
				<u>Combined Total:</u>						<u>153.150</u>
10T	53	Jeremy Bischoff Walters GymJam	Prelims	Final: 12.850	11.950	12.650	13.700	12.500	12.350	76.000
				D/E: 4.6 / 8.250	4.4 / 7.550	4.4 / 8.250	4.8 / 8.900	4.5 / 8.000	4.2 / 8.150	ND:
			Finals	Final: 13.650	12.250	12.400	12.650	11.600	12.050	74.600
				D/E: 4.8 / 8.850	4.0 / 8.250	4.4 / 8.000	4.8 / 8.350	4.5 / 7.100	4.0 / 8.050	ND: -0.5
				<u>Combined Total:</u>						<u>150.600</u>
10T	64	Paul Juda Buffalo Grove	Prelims	Final: 13.000	12.650	13.400	12.550	10.550	11.350	73.500
				D/E: 5.1 / 7.900	4.1 / 8.550	4.5 / 8.900	4.8 / 8.050	4.9 / 5.650	4.5 / 6.850	ND: -0.3
			Finals	Final: 13.200	13.100	12.950	14.200	13.000	10.650	77.100
				D/E: 5.1 / 8.100	4.1 / 9.000	4.5 / 8.450	4.8 / 9.400	4.9 / 8.100	4.1 / 6.550	ND:
				<u>Combined Total:</u>						<u>150.600</u>
12	63	Michael Jaroh MEGA - MI	Prelims	Final: 12.750	13.300	12.900	13.900	11.000	12.200	76.050
				D/E: 4.1 / 8.650	4.6 / 8.700	4.4 / 8.500	5.2 / 9.000	4.4 / 6.600	4.5 / 7.700	ND: -0.3
			Finals	Final: 11.350	12.850	13.150	13.750	11.950	11.200	74.250
				D/E: 4.0 / 7.350	4.7 / 8.150	4.4 / 8.750	5.2 / 8.550	4.2 / 7.750	4.1 / 7.100	ND:
				<u>Combined Total:</u>						<u>150.300</u>
13	97	*Zachary Tiderman OMEGA	Prelims	Final: 13.000	12.050	12.600	13.350	11.850	12.600	75.450
				D/E: 4.1 / 8.900	3.5 / 8.550	4.1 / 8.500	4.0 / 9.350	3.5 / 8.350	3.8 / 8.800	ND:
			Finals	Final: 12.750	12.100	12.750	13.100	10.700	12.350	73.750
				D/E: 4.1 / 8.650	3.5 / 8.600	4.1 / 8.650	4.0 / 9.100	3.5 / 7.200	3.8 / 8.550	ND:
				<u>Combined Total:</u>						<u>149.200</u>
14	88	Zachary Martin Elevate	Prelims	Final: 13.000	10.950	12.050	14.300	11.950	11.900	74.150
				D/E: 4.8 / 8.200	3.8 / 7.150	4.0 / 8.050	5.2 / 9.100	3.5 / 8.450	3.8 / 8.100	ND:
			Finals	Final: 12.150	11.050	12.350	14.550	12.500	11.950	74.550
				D/E: 4.7 / 7.450	3.7 / 7.350	4.0 / 8.350	5.2 / 9.350	3.5 / 9.000	3.7 / 8.250	ND:
				<u>Combined Total:</u>						<u>148.700</u>

2018 U.S. Championships - Men Day 2







Meet Results - Multi

Aug 18, 2018

Page: 3
Printed: 8/18/2018 12:54:44 PM

Men / J5 / 15-16

Session: 3M

Rank	Num	Name/Gym								AA
15	96	Daniel Simmons Cypress Academy	Prelims	Final: 12.800	11.950	12.350	13.800	12.000	11.350	74.250
				D/E: 4.5 / 8.300	3.7 / 8.250	4.3 / 8.050	4.8 / 9.000	4.6 / 7.400	3.9 / 7.450	ND:
			Finals	Final: 12.800	11.900	12.100	13.750	12.100	11.150	73.800
				D/E: 4.5 / 8.400	3.7 / 8.200	4.3 / 7.800	4.8 / 8.950	4.6 / 7.500	3.6 / 7.550	ND: -0.1
Combined Total: 148.050										
16	79	Will Hauke DeVeau's	Prelims	Final: 12.400	12.600	11.200	13.000	12.250	12.450	73.900
				D/E: 4.5 / 7.900	4.1 / 8.500	3.9 / 7.300	4.0 / 9.000	4.1 / 8.150	3.9 / 8.550	ND:
			Finals	Final: 13.000	12.600	11.500	13.200	12.200	11.550	74.050
				D/E: 4.5 / 8.500	4.1 / 8.500	4.1 / 7.400	4.0 / 9.200	4.1 / 8.100	3.7 / 7.850	ND:
Combined Total: 147.950										
17	80	Donovan Hewitt Paragon	Prelims	Final: 12.650	10.300	12.400	13.900	11.900	12.050	73.200
				D/E: 4.5 / 8.150	3.2 / 7.100	4.5 / 7.900	4.8 / 9.100	3.9 / 8.000	4.1 / 7.950	ND:
			Finals	Final: 12.750	11.300	12.950	13.650	11.650	11.850	74.150
				D/E: 4.4 / 8.350	3.1 / 8.200	4.5 / 8.450	4.8 / 8.850	4.1 / 7.550	3.8 / 8.050	ND:
Combined Total: 147.350										
18	74	Taylor Christopoulos USA Gym World	Prelims	Final: 12.000	11.550	11.950	14.100	10.750	12.500	72.850
				D/E: 4.8 / 7.200	4.4 / 7.150	4.3 / 7.650	4.8 / 9.300	3.4 / 7.350	3.8 / 8.700	ND:
			Finals	Final: 12.800	11.650	12.100	13.800	11.050	12.450	73.850
				D/E: 4.8 / 8.300	4.0 / 7.650	4.3 / 7.800	4.8 / 9.000	4.4 / 6.650	3.8 / 8.650	ND: -0.3
Combined Total: 146.700										
19	56	*Oliver Zavela Crenshaw	Prelims	Final: 12.400	11.600	11.700	13.350	11.050	11.800	71.900
				D/E: 4.6 / 7.800	3.9 / 7.700	4.2 / 7.500	4.8 / 8.650	4.1 / 6.950	3.8 / 8.000	ND: -0.1
			Finals	Final: 12.700	12.050	11.750	13.800	12.800	11.050	74.150
				D/E: 4.5 / 8.200	3.9 / 8.150	4.2 / 7.550	4.8 / 9.000	4.4 / 8.400	3.8 / 7.250	ND:
Combined Total: 146.050										
20	92	Logan Myers 5280 Gym	Prelims	Final: 10.850	9.800	12.700	13.750	11.150	12.300	70.550
				D/E: 4.2 / 6.650	3.2 / 6.600	4.3 / 8.400	4.8 / 8.950	4.3 / 6.850	3.9 / 8.400	ND:
			Finals	Final: 11.700	11.200	12.550	13.700	12.350	12.000	73.500
				D/E: 4.2 / 7.600	3.5 / 7.700	4.3 / 8.250	4.8 / 8.900	4.6 / 7.750	3.9 / 8.100	ND: -0.1
Combined Total: 144.050										
21	93	*Brandon Nguyen Elevate	Prelims	Final: 12.450	10.750	10.400	13.200	11.350	11.200	69.350
				D/E: 4.6 / 7.850	3.8 / 6.950	4.5 / 5.900	5.2 / 8.000	4.0 / 7.350	3.9 / 7.300	ND:
			Finals	Final: 12.550	10.700	11.700	13.800	12.250	12.850	73.850
				D/E: 4.4 / 8.150	3.8 / 6.900	4.2 / 7.500	4.8 / 9.000	4.3 / 7.950	4.3 / 8.550	ND:
Combined Total: 143.200										

2018 U.S. Championships - Men Day 2

Meet Results - Multi







Aug 18, 2018

Page: 4

Printed: 8/18/2018 12:54:44 PM

Men / J5 / 15-16

Session: 3M

Rank	Num	Name/Gym								AA
22	83	Cannon Johnson US Gym Dev Cntr	Prelims	Final: 11.450	11.000	11.550	13.450	10.850	11.550	69.850
				D/E: 4.5 / 7.050	4.3 / 6.700	4.5 / 7.050	4.4 / 9.050	4.0 / 6.850	3.8 / 7.750	
				ND: -0.1						
			Finals	Final: 10.800	10.950	11.450	13.150	11.800	11.800	69.950
				D/E: 4.5 / 6.600	4.2 / 6.750	4.3 / 7.150	4.4 / 8.750	4.0 / 7.800	3.6 / 8.200	
				ND: -0.3						
										<u>Combined Total: 139.800</u>
23	75	*Matt Cormier MEGA - MA	Prelims	Final: 10.750	10.000	12.250	14.100	12.500	11.900	71.500
				D/E: 4.5 / 6.550	3.2 / 6.800	4.5 / 7.750	5.2 / 9.000	4.6 / 7.900	4.3 / 7.600	
				ND: -0.3			-0.1			
			Finals	Final: 13.550	6.800	12.050	12.950	11.100	11.750	68.200
				D/E: 4.6 / 8.950	2.5 / 8.300	4.3 / 7.750	5.2 / 7.850	4.3 / 6.800	3.9 / 7.850	
				ND: -4.0			-0.1			
										<u>Combined Total: 139.700</u>
24	95	Tyler Rockwood Hocking Valley	Prelims	Final: 11.700	9.700	12.050	9.500	10.600	10.550	64.100
				D/E: 4.0 / 8.000	4.1 / 5.600	4.2 / 7.850	1.6 / 8.200	4.2 / 6.400	4.3 / 6.250	
				ND: -0.3			-0.3			
			Finals	Final: 10.000	12.200	12.500	13.150	12.100	11.850	71.800
				D/E: 3.0 / 7.300	4.5 / 7.700	4.2 / 8.300	4.0 / 9.150	4.2 / 7.900	4.2 / 7.650	
				ND: -0.3						
										<u>Combined Total: 135.900</u>
25	78	*Noah Giordano 5280 Gym	Prelims	Final: 12.700	9.600	12.150	13.350	13.050	12.200	73.050
				D/E: 4.4 / 8.300	4.0 / 5.600	4.2 / 7.950	4.8 / 8.850	4.0 / 9.050	3.9 / 8.300	
				ND: -0.3						
			Finals	Final: 0.000	10.400	12.600	12.500	12.650	10.350	58.500
				D/E: 0.0 / 0.000	2.8 / 7.600	4.3 / 8.300	4.8 / 7.800	4.0 / 8.650	3.0 / 7.350	
				ND: -0.1						
										<u>Combined Total: 131.550</u>

2018 U.S. Championships - Men Day 2

Page: 1
Printed: 8/18/2018 12:59:04 PM

Event Results

Men / J5 / 15-16

Session: 3M

Aug 18, 2018

#1 = 2018 U.S. Championships - Men Day 2: 100%

#2 = 2018 U.S. Championships - Men Day 1: 100%



Place	Num	Name	Gym		#2	#1	Score
1	71	*Fuzzy Benas	EnRich	Fin:	13.650	13.500	27.150
				D:	4.700	4.700	
				E:	8.950	8.800	
				ND:			
2	72	Colt Walker	Acrotex	Fin:	13.450	13.300	26.750
				D:	4.700	4.700	
				E:	8.750	8.600	
				ND:			
3	12	*Isaiah Drake	Gymnastics Olympica	Fin:	13.450	13.250	26.700
				D:	4.200	4.200	
				E:	9.250	9.050	
				ND:			
4	58	John Chou	Cypress Academy	Fin:	13.300	13.350	26.650
				D:	4.500	4.500	
				E:	8.800	8.850	
				ND:			
5	77	*Raydel Gamboa	North Valley	Fin:	13.000	13.550	26.550
				D:	4.400	4.400	
				E:	8.600	9.150	
				ND:			
6	53	Jeremy Bischoff	Walters GymJam	Fin:	12.850	13.650	26.500
				D:	4.600	4.800	
				E:	8.250	8.850	
				ND:			
7	52	*Khoi Young	Sportsplex	Fin:	13.250	13.000	26.250
				D:	4.800	4.500	
				E:	8.450	8.500	
				ND:			
8	64	Paul Juda	Buffalo Grove	Fin:	13.000	13.200	26.200
				D:	5.100	5.100	
				E:	7.900	8.100	
				ND:			
9T	2	*Taylor Burkhart	5280 Gym	Fin:	12.800	13.000	25.800
				D:	5.000	4.800	
				E:	7.800	8.200	
				ND:			
9T	84	*Nicolas Kuebler	Metropolitan	Fin:	12.650	13.150	25.800
				D:	4.300	4.400	
				E:	8.650	9.050	
				ND:	-0.300	-0.300	
11T	87	Justin Ah Chow	Universal	Fin:	12.900	12.850	25.750
				D:	4.600	4.600	
				E:	8.300	8.250	
				ND:			
11T	97	*Zachary Tiderman	OMEGA	Fin:	13.000	12.750	25.750
				D:	4.100	4.100	
				E:	8.900	8.650	
				ND:			

2018 U.S. Championships - Men Day 2

Page: 2
Printed: 8/18/2018 12:59:04 PM

Event Results

Men / J5 / 15-16

Session: 3M

Aug 18, 2018

#1 = 2018 U.S. Championships - Men Day 2: 100%

#2 = 2018 U.S. Championships - Men Day 1: 100%



Place	Num	Name	Gym		#2	#1	Score
13	96	Daniel Simmons	Cypress Academy	Fin:	12.800	12.800	25.600
				D:	4.500	4.500	
				E:	8.300	8.400	
				ND:		-0.100	
14T	79	Will Hauke	DeVeau's	Fin:	12.400	13.000	25.400
				D:	4.500	4.500	
				E:	7.900	8.500	
				ND:			
14T	80	Donovan Hewitt	Paragon	Fin:	12.650	12.750	25.400
				D:	4.500	4.400	
				E:	8.150	8.350	
				ND:			
16	88	Zachary Martin	Elevate	Fin:	13.000	12.150	25.150
				D:	4.800	4.700	
				E:	8.200	7.450	
				ND:			
17	56	*Oliver Zavela	Crenshaw	Fin:	12.400	12.700	25.100
				D:	4.600	4.500	
				E:	7.800	8.200	
				ND:			
18	93	*Brandon Nguyen	Elevate	Fin:	12.450	12.550	25.000
				D:	4.600	4.400	
				E:	7.850	8.150	
				ND:			
19	74	Taylor Christopulos	USA Gym World	Fin:	12.000	12.800	24.800
				D:	4.800	4.800	
				E:	7.200	8.300	
				ND:		-0.300	
20	75	*Matt Cormier	MEGA - MA	Fin:	10.750	13.550	24.300
				D:	4.500	4.600	
				E:	6.550	8.950	
				ND:	-0.300		
21	63	Michael Jaroh	MEGA - MI	Fin:	12.750	11.350	24.100
				D:	4.100	4.000	
				E:	8.650	7.350	
				ND:			
22	92	Logan Myers	5280 Gym	Fin:	10.850	11.700	22.550
				D:	4.200	4.200	
				E:	6.650	7.600	
				ND:		-0.100	
23	83	Cannon Johnson	US Gym Dev Cntr	Fin:	11.450	10.800	22.250
				D:	4.500	4.500	
				E:	7.050	6.600	
				ND:	-0.100	-0.300	
24	95	Tyler Rockwood	Hocking Valley	Fin:	11.700	10.000	21.700
				D:	4.000	3.000	
				E:	8.000	7.300	
				ND:	-0.300	-0.300	

2018 U.S. Championships - Men Day 2

Event Results

Aug 18, 2018

Page: 3
Printed: 8/18/2018 12:59:04 PM

Men / J5 / 15-16

Session: 3M

#1 = 2018 U.S. Championships - Men Day 2: 100%

#2 = 2018 U.S. Championships - Men Day 1: 100%



Place	Num	Name	Gym		#2	#1	Score
25	78	*Noah Giordano	5280 Gym	Fin:	12.700	0.000	12.700
				D:	4.400	0.000	
				E:	8.300	0.000	
				ND:			

2018 U.S. Championships - Men Day 2

Page: 1
Printed: 8/18/2018 12:59:05 PM

Event Results

Men / J5 / 15-16

Session: 3M

Aug 18, 2018

#1 = 2018 U.S. Championships - Men Day 2: 100%

#2 = 2018 U.S. Championships - Men Day 1: 100%



Place	Num	Name	Gym		#2	#1	Score
1	52	*Khoi Young	Sportsplex	Fin:	13.400	13.450	26.850
				D:	4.400	4.400	
				E:	9.000	9.050	
				ND:			
2	58	John Chou	Cypress Academy	Fin:	12.950	13.500	26.450
				D:	5.000	5.000	
				E:	7.950	8.500	
				ND:			
3	63	Michael Jaroh	MEGA - MI	Fin:	13.300	12.850	26.150
				D:	4.600	4.700	
				E:	8.700	8.150	
				ND:			
4	77	*Raydel Gamboa	North Valley	Fin:	13.000	12.950	25.950
				D:	4.100	4.100	
				E:	8.900	8.850	
				ND:			
5	64	Paul Juda	Buffalo Grove	Fin:	12.650	13.100	25.750
				D:	4.100	4.100	
				E:	8.550	9.000	
				ND:			
6	12	*Isaiah Drake	Gymnastics Olympica	Fin:	13.000	12.500	25.500
				D:	4.300	4.300	
				E:	8.700	8.200	
				ND:			
7	84	*Nicolas Kuebler	Metropolitan	Fin:	12.450	13.000	25.450
				D:	4.500	4.200	
				E:	7.950	8.800	
				ND:			
8	2	*Taylor Burkhart	5280 Gym	Fin:	12.200	13.150	25.350
				D:	4.100	4.000	
				E:	8.100	9.150	
				ND:			
9	79	Will Hauke	DeVeau's	Fin:	12.600	12.600	25.200
				D:	4.100	4.100	
				E:	8.500	8.500	
				ND:			
10	87	Justin Ah Chow	Universal	Fin:	12.200	12.950	25.150
				D:	4.700	4.700	
				E:	7.500	8.250	
				ND:			
11	53	Jeremy Bischoff	Walters GymJam	Fin:	11.950	12.250	24.200
				D:	4.400	4.000	
				E:	7.550	8.250	
				ND:			
12	97	*Zachary Tiderman	OMEGA	Fin:	12.050	12.100	24.150
				D:	3.500	3.500	
				E:	8.550	8.600	
				ND:			

2018 U.S. Championships - Men Day 2

Event Results

Aug 18, 2018

#1 = 2018 U.S. Championships - Men Day 2: 100%

#2 = 2018 U.S. Championships - Men Day 1: 100%



Place	Num	Name	Gym		#2	#1	Score
13	71	*Fuzzy Benas	EnRich	Fin:	11.100	12.850	23.950
				D:	4.600	4.600	
				E:	6.500	8.250	
				ND:			
14	96	Daniel Simmons	Cypress Academy	Fin:	11.950	11.900	23.850
				D:	3.700	3.700	
				E:	8.250	8.200	
				ND:			
15	56	*Oliver Zavela	Crenshaw	Fin:	11.600	12.050	23.650
				D:	3.900	3.900	
				E:	7.700	8.150	
				ND:			
16	74	Taylor Christopulos	USA Gym World	Fin:	11.550	11.650	23.200
				D:	4.400	4.000	
				E:	7.150	7.650	
				ND:			
17	72	Colt Walker	Acrotex	Fin:	12.600	10.550	23.150
				D:	4.600	4.600	
				E:	8.000	5.950	
				ND:			
18	88	Zachary Martin	Elevate	Fin:	10.950	11.050	22.000
				D:	3.800	3.700	
				E:	7.150	7.350	
				ND:			
19	83	Cannon Johnson	US Gym Dev Cntr	Fin:	11.000	10.950	21.950
				D:	4.300	4.200	
				E:	6.700	6.750	
				ND:			
20	95	Tyler Rockwood	Hocking Valley	Fin:	9.700	12.200	21.900
				D:	4.100	4.500	
				E:	5.600	7.700	
				ND:			
21	80	Donovan Hewitt	Paragon	Fin:	10.300	11.300	21.600
				D:	3.200	3.100	
				E:	7.100	8.200	
				ND:			
22	93	*Brandon Nguyen	Elevate	Fin:	10.750	10.700	21.450
				D:	3.800	3.800	
				E:	6.950	6.900	
				ND:			
23	92	Logan Myers	5280 Gym	Fin:	9.800	11.200	21.000
				D:	3.200	3.500	
				E:	6.600	7.700	
				ND:			
24	78	*Noah Giordano	5280 Gym	Fin:	9.600	10.400	20.000
				D:	4.000	2.800	
				E:	5.600	7.600	
				ND:			

2018 U.S. Championships - Men Day 2

Event Results

Aug 18, 2018

#1 = 2018 U.S. Championships - Men Day 2: 100%

#2 = 2018 U.S. Championships - Men Day 1: 100%

Page: 3
Printed: 8/18/2018 12:59:05 PM

Men / J5 / 15-16

Session: 3M



Place	Num	Name	Gym		#2	#1	Score
25	75	*Matt Cormier	MEGA - MA	Fin:	10.000	6.800	16.800
				D:	3.200	2.500	
				E:	6.800	8.300	
				ND:		-4.000	

2018 U.S. Championships - Men Day 2

Page: 1
Printed: 8/18/2018 12:59:06 PM

Event Results

Men / J5 / 15-16

Session: 3M

Aug 18, 2018

#1 = 2018 U.S. Championships - Men Day 2: 100%

#2 = 2018 U.S. Championships - Men Day 1: 100%



Place	Num	Name	Gym		#2	#1	Score
1	71	*Fuzzy Benas	EnRich	Fin:	13.150	13.500	26.650
				D:	4.500	4.500	
				E:	8.650	9.000	
				ND:			
2	64	Paul Juda	Buffalo Grove	Fin:	13.400	12.950	26.350
				D:	4.500	4.500	
				E:	8.900	8.450	
				ND:			
3T	72	Colt Walker	Acrotex	Fin:	13.050	13.000	26.050
				D:	4.400	4.400	
				E:	8.650	8.600	
				ND:			
3T	63	Michael Jaroh	MEGA - MI	Fin:	12.900	13.150	26.050
				D:	4.400	4.400	
				E:	8.500	8.750	
				ND:			
5	84	*Nicolas Kuebler	Metropolitan	Fin:	12.950	13.050	26.000
				D:	4.200	4.200	
				E:	8.750	8.850	
				ND:			
6	87	Justin Ah Chow	Universal	Fin:	12.800	12.950	25.750
				D:	4.300	4.300	
				E:	8.500	8.650	
				ND:			
7T	97	*Zachary Tiderman	OMEGA	Fin:	12.600	12.750	25.350
				D:	4.100	4.100	
				E:	8.500	8.650	
				ND:			
7T	80	Donovan Hewitt	Paragon	Fin:	12.400	12.950	25.350
				D:	4.500	4.500	
				E:	7.900	8.450	
				ND:			
9	92	Logan Myers	5280 Gym	Fin:	12.700	12.550	25.250
				D:	4.300	4.300	
				E:	8.400	8.250	
				ND:			
10	2	*Taylor Burkhart	5280 Gym	Fin:	12.800	12.300	25.100
				D:	4.300	4.300	
				E:	8.500	8.000	
				ND:			
11	53	Jeremy Bischoff	Wallers GymJam	Fin:	12.650	12.400	25.050
				D:	4.400	4.400	
				E:	8.250	8.000	
				ND:			
12	78	*Noah Giordano	5280 Gym	Fin:	12.150	12.600	24.750
				D:	4.200	4.300	
				E:	7.950	8.300	
				ND:			

2018 U.S. Championships - Men Day 2

Page: 2
Printed: 8/18/2018 12:59:06 PM

Event Results

Men / J5 / 15-16

Session: 3M

Aug 18, 2018

#1 = 2018 U.S. Championships - Men Day 2: 100%

#2 = 2018 U.S. Championships - Men Day 1: 100%



Place	Num	Name	Gym		#2	#1	Score
13	12	* Isaiah Drake	Gymnastics Olympica	Fin:	11.600	13.000	24.600
				D:	3.800	3.800	
				E:	7.800	9.200	
				ND:			
14	95	Tyler Rockwood	Hocking Valley	Fin:	12.050	12.500	24.550
				D:	4.200	4.200	
				E:	7.850	8.300	
				ND:			
15	52	* Khoi Young	Sportsplex	Fin:	12.100	12.400	24.500
				D:	4.300	4.300	
				E:	7.800	8.100	
				ND:			
16	96	Daniel Simmons	Cypress Academy	Fin:	12.350	12.100	24.450
				D:	4.300	4.300	
				E:	8.050	7.800	
				ND:			
17	88	Zachary Martin	Elevate	Fin:	12.050	12.350	24.400
				D:	4.000	4.000	
				E:	8.050	8.350	
				ND:			
18	75	* Matt Cormier	MEGA - MA	Fin:	12.250	12.050	24.300
				D:	4.500	4.300	
				E:	7.750	7.750	
				ND:			
19T	74	Taylor Christopulos	USA Gym World	Fin:	11.950	12.100	24.050
				D:	4.300	4.300	
				E:	7.650	7.800	
				ND:			
19T	77	* Raydel Gamboa	North Valley	Fin:	10.950	13.100	24.050
				D:	4.300	4.200	
				E:	6.650	8.900	
				ND:			
21	58	John Chou	Cypress Academy	Fin:	11.800	11.950	23.750
				D:	4.000	4.000	
				E:	7.800	7.950	
				ND:			
22	56	* Oliver Zavela	Crenshaw	Fin:	11.700	11.750	23.450
				D:	4.200	4.200	
				E:	7.500	7.550	
				ND:			
23	83	Cannon Johnson	US Gym Dev Cntr	Fin:	11.550	11.450	23.000
				D:	4.500	4.300	
				E:	7.050	7.150	
				ND:			
24	79	Will Hauke	DeVeau's	Fin:	11.200	11.500	22.700
				D:	3.900	4.100	
				E:	7.300	7.400	
				ND:			

2018 U.S. Championships - Men Day 2

Event Results

Aug 18, 2018

#1 = 2018 U.S. Championships - Men Day 2: 100%

#2 = 2018 U.S. Championships - Men Day 1: 100%

Page: 3
Printed: 8/18/2018 12:59:06 PM

Men / J5 / 15-16

Session: 3M



Place	Num	Name	Gym		#2	#1	Score
25	93	*Brandon Nguyen	Elevate	Fin:	10.400	11.700	22.100
				D:	4.500	4.200	
				E:	5.900	7.500	
				ND:			

2018 U.S. Championships - Men Day 2

Event Results

Aug 18, 2018

#1 = 2018 U.S. Championships - Men Day 2: 100%

#2 = 2018 U.S. Championships - Men Day 1: 100%



Place	Num	Name	Gym	#2	#1	Score
1	88	Zachary Martin	Elevate	Fin: 14.300 D: 5.200/0.000 E: 9.100/0.000 ND: /	14.550 5.200/0.000 9.350/0.000 /	28.850
2	72	Colt Walker	Acrotex	Fin: 14.100 D: 5.200/0.000 E: 8.900/0.000 ND: /	14.400 5.200/0.000 9.200/0.000 /	28.500
3	71	*Fuzzy Benas	EnRich	Fin: 14.400 D: 5.200/0.000 E: 9.200/0.000 ND: /	13.950 5.200/0.000 9.050/0.000 -0.300/	28.350
4	74	Taylor Christopulos	USA Gym World	Fin: 14.100 D: 4.800/0.000 E: 9.300/0.000 ND: /	13.800 4.800/0.000 9.000/0.000 /	27.900
5T	12	*Isaiah Drake	Gymnastics Olympica	Fin: 14.000 D: 4.800/0.000 E: 9.200/0.000 ND: /	13.750 4.800/0.000 9.050/0.000 -0.100/	27.750
5T	87	Justin Ah Chow	Universal	Fin: 13.700 D: 4.800/0.000 E: 9.000/0.000 ND: -0.100/	14.050 4.800/0.000 9.250/0.000 /	27.750
7T	52	*Khoi Young	Sportsplex	Fin: 14.050 D: 4.800/0.000 E: 9.350/0.000 ND: -0.100/	13.600 4.800/0.000 9.100/0.000 -0.300/	27.650
7T	63	Michael Jaroh	MEGA - MI	Fin: 13.900 D: 5.200/0.000 E: 9.000/0.000 ND: -0.300/	13.750 5.200/0.000 8.550/0.000 /	27.650
9T	96	Daniel Simmons	Cypress Academy	Fin: 13.800 D: 4.800/0.000 E: 9.000/0.000 ND: /	13.750 4.800/0.000 8.950/0.000 /	27.550
9T	80	Donovan Hewitt	Paragon	Fin: 13.900 D: 4.800/0.000 E: 9.100/0.000 ND: /	13.650 4.800/0.000 8.850/0.000 /	27.550
11	92	Logan Myers	5280 Gym	Fin: 13.750 D: 4.800/0.000 E: 8.950/0.000 ND: /	13.700 4.800/0.000 8.900/0.000 /	27.450
12	2	*Taylor Burkhart	5280 Gym	Fin: 13.750 D: 4.800/0.000 E: 9.050/0.000 ND: -0.100/	13.650 4.800/0.000 8.850/0.000 /	27.400

2018 U.S. Championships - Men Day 2

Event Results

Aug 18, 2018

#1 = 2018 U.S. Championships - Men Day 2: 100%

#2 = 2018 U.S. Championships - Men Day 1: 100%



Place	Num	Name	Gym		#2	#1	Score
13T	56	*Oliver Zavela	Crenshaw	Fin:	13.350	13.800	27.150
				D:	4.800/0.000	4.800/0.000	
				E:	8.650/0.000	9.000/0.000	
				ND:	-0.100/	/	
13T	58	John Chou	Cypress Academy	Fin:	13.200	13.950	27.150
				D:	5.200/0.000	4.800/0.000	
				E:	8.100/0.000	9.150/0.000	
				ND:	-0.100/	/	
15	75	*Matt Cormier	MEGA - MA	Fin:	14.100	12.950	27.050
				D:	5.200/0.000	5.200/0.000	
				E:	9.000/0.000	7.850/0.000	
				ND:	-0.100/	-0.100/	
16	93	*Brandon Nguyen	Elevate	Fin:	13.200	13.800	27.000
				D:	5.200/0.000	4.800/0.000	
				E:	8.000/0.000	9.000/0.000	
				ND:	/	/	
17	77	*Raydel Gamboa	North Valley	Fin:	13.200	13.700	26.900
				D:	4.800/0.000	4.800/0.000	
				E:	8.700/0.000	8.900/0.000	
				ND:	-0.300/	/	
18	64	Paul Juda	Buffalo Grove	Fin:	12.550	14.200	26.750
				D:	4.800/0.000	4.800/0.000	
				E:	8.050/0.000	9.400/0.000	
				ND:	-0.300/	/	
19	83	Cannon Johnson	US Gym Dev Cntr	Fin:	13.450	13.150	26.600
				D:	4.400/0.000	4.400/0.000	
				E:	9.050/0.000	8.750/0.000	
				ND:	/	/	
20	97	*Zachary Tiderman	OMEGA	Fin:	13.350	13.100	26.450
				D:	4.000/0.000	4.000/0.000	
				E:	9.350/0.000	9.100/0.000	
				ND:	/	/	
21	53	Jeremy Bischoff	Wallers GymJam	Fin:	13.700	12.650	26.350
				D:	4.800/0.000	4.800/0.000	
				E:	8.900/0.000	8.350/0.000	
				ND:	/	-0.500/	
22	79	Will Hauke	DeVeau's	Fin:	13.000	13.200	26.200
				D:	4.000/0.000	4.000/0.000	
				E:	9.000/0.000	9.200/0.000	
				ND:	/	/	
23	78	*Noah Giordano	5280 Gym	Fin:	13.350	12.500	25.850
				D:	4.800/0.000	4.800/0.000	
				E:	8.850/0.000	7.800/0.000	
				ND:	-0.300/	-0.100/	
24	84	*Nicolas Kuebler	Metropolitan	Fin:	13.350	12.400	25.750
				D:	4.000/0.000	4.000/0.000	
				E:	9.350/0.000	9.200/0.000	
				ND:	/	-0.800/	

2018 U.S. Championships - Men Day 2

Event Results

Aug 18, 2018

#1 = 2018 U.S. Championships - Men Day 2: 100%

#2 = 2018 U.S. Championships - Men Day 1: 100%

Page: 3
Printed: 8/18/2018 12:59:07 PM

Men / J5 / 15-16

Session: 3M



Place	Num	Name	Gym		#2	#1	Score
25	95	Tyler Rockwood	Hocking Valley	Fin:	9.500	13.150	22.650
				D:	1.600/0.000	4.000/0.000	
				E:	8.200/0.000	9.150/0.000	
				ND:	-0.300/	/	

2018 U.S. Championships - Men Day 2

Page: 1
Printed: 8/18/2018 12:59:09 PM

Event Results

Men / J5 / 15-16

Session: 3M

Aug 18, 2018

#1 = 2018 U.S. Championships - Men Day 2: 100%

#2 = 2018 U.S. Championships - Men Day 1: 100%



Place	Num	Name	Gym		#2	#1	Score
1	87	Justin Ah Chow	Universal	Fin:	13.200	13.400	26.600
				D:	4.600	4.600	
				E:	8.600	8.800	
				ND:			
2T	78	*Noah Giordano	5280 Gym	Fin:	13.050	12.650	25.700
				D:	4.000	4.000	
				E:	9.050	8.650	
				ND:			
2T	84	*Nicolas Kuebler	Metropolitan	Fin:	13.000	12.700	25.700
				D:	4.100	4.100	
				E:	8.900	8.600	
				ND:			
4T	12	*Isaiah Drake	Gymnastics Olympica	Fin:	12.850	12.800	25.650
				D:	4.000	4.000	
				E:	8.850	8.800	
				ND:			
4T	2	*Taylor Burkhart	5280 Gym	Fin:	12.750	12.900	25.650
				D:	4.600	4.600	
				E:	8.150	8.300	
				ND:			
6	52	*Khoi Young	Sportsplex	Fin:	12.700	12.550	25.250
				D:	4.200	4.200	
				E:	8.500	8.350	
				ND:			
7	77	*Raydel Gamboa	North Valley	Fin:	12.600	12.600	25.200
				D:	4.300	4.300	
				E:	8.300	8.300	
				ND:			
8	58	John Chou	Cypress Academy	Fin:	12.350	12.750	25.100
				D:	4.900	4.700	
				E:	7.450	8.050	
				ND:			
9T	79	Will Hauke	DeVeau's	Fin:	12.250	12.200	24.450
				D:	4.100	4.100	
				E:	8.150	8.100	
				ND:			
9T	88	Zachary Martin	Elevate	Fin:	11.950	12.500	24.450
				D:	3.500	3.500	
				E:	8.450	9.000	
				ND:			
11T	53	Jeremy Bischoff	Wallers GymJam	Fin:	12.500	11.600	24.100
				D:	4.500	4.500	
				E:	8.000	7.100	
				ND:			
11T	72	Colt Walker	Acrotex	Fin:	11.350	12.750	24.100
				D:	4.400	4.700	
				E:	6.950	8.050	
				ND:			

2018 U.S. Championships - Men Day 2

Page: 2
Printed: 8/18/2018 12:59:09 PM

Event Results

Men / J5 / 15-16

Session: 3M

Aug 18, 2018

#1 = 2018 U.S. Championships - Men Day 2: 100%

#2 = 2018 U.S. Championships - Men Day 1: 100%



Place	Num	Name	Gym		#2	#1	Score
11T	96	Daniel Simmons	Cypress Academy	Fin:	12.000	12.100	24.100
				D:	4.600	4.600	
				E:	7.400	7.500	
				ND:			
14	71	*Fuzzy Benas	EnRich	Fin:	12.050	12.000	24.050
				D:	4.400	4.100	
				E:	7.950	7.900	
				ND:	-0.300		
15	56	*Oliver Zavela	Crenshaw	Fin:	11.050	12.800	23.850
				D:	4.100	4.400	
				E:	6.950	8.400	
				ND:			
16T	75	*Matt Cormier	MEGA - MA	Fin:	12.500	11.100	23.600
				D:	4.600	4.300	
				E:	7.900	6.800	
				ND:			
16T	93	*Brandon Nguyen	Elevate	Fin:	11.350	12.250	23.600
				D:	4.000	4.300	
				E:	7.350	7.950	
				ND:			
18T	64	Paul Juda	Buffalo Grove	Fin:	10.550	13.000	23.550
				D:	4.900	4.900	
				E:	5.650	8.100	
				ND:			
18T	80	Donovan Hewitt	Paragon	Fin:	11.900	11.650	23.550
				D:	3.900	4.100	
				E:	8.000	7.550	
				ND:			
20	92	Logan Myers	5280 Gym	Fin:	11.150	12.350	23.500
				D:	4.300	4.600	
				E:	6.850	7.750	
				ND:			
21	63	Michael Jaroh	MEGA - MI	Fin:	11.000	11.950	22.950
				D:	4.400	4.200	
				E:	6.600	7.750	
				ND:			
22	95	Tyler Rockwood	Hocking Valley	Fin:	10.600	12.100	22.700
				D:	4.200	4.200	
				E:	6.400	7.900	
				ND:			
23	83	Cannon Johnson	US Gym Dev Cntr	Fin:	10.850	11.800	22.650
				D:	4.000	4.000	
				E:	6.850	7.800	
				ND:			
24	97	*Zachary Tiderman	OMEGA	Fin:	11.850	10.700	22.550
				D:	3.500	3.500	
				E:	8.350	7.200	
				ND:			

2018 U.S. Championships - Men Day 2

Event Results

Aug 18, 2018

#1 = 2018 U.S. Championships - Men Day 2: 100%

#2 = 2018 U.S. Championships - Men Day 1: 100%

Page: 3
Printed: 8/18/2018 12:59:09 PM

Men / J5 / 15-16

Session: 3M



Place	Num	Name	Gym		#2	#1	Score
25	74	Taylor Christopulos	USA Gym World	Fin:	10.750	11.050	21.800
				D:	3.400	4.400	
				E:	7.350	6.650	
				ND:			

2018 U.S. Championships - Men Day 2

Event Results

Aug 18, 2018

#1 = 2018 U.S. Championships - Men Day 2: 100%

#2 = 2018 U.S. Championships - Men Day 1: 100%



Place	Num	Name	Gym		#2	#1	Score
1	2	*Taylor Burkhart	5280 Gym	Fin:	12.900	13.100	26.000
				D:	4.600	4.600	
				E:	8.300	8.500	
				ND:			
2	84	*Nicolas Kuebler	Metropolitan	Fin:	12.600	13.050	25.650
				D:	3.900	3.700	
				E:	8.700	9.350	
				ND:			
3	71	*Fuzzy Benas	EnRich	Fin:	12.500	12.700	25.200
				D:	4.400	4.400	
				E:	8.100	8.300	
				ND:			
4	12	*Isaiah Drake	Gymnastics Olympica	Fin:	12.450	12.700	25.150
				D:	3.800	3.800	
				E:	8.650	8.900	
				ND:			
5T	77	*Raydel Gamboa	North Valley	Fin:	12.600	12.350	24.950
				D:	4.500	4.300	
				E:	8.100	8.050	
				ND:			
5T	97	*Zachary Tiderman	OMEGA	Fin:	12.600	12.350	24.950
				D:	3.800	3.800	
				E:	8.800	8.550	
				ND:			
5T	74	Taylor Christopulos	USA Gym World	Fin:	12.500	12.450	24.950
				D:	3.800	3.800	
				E:	8.700	8.650	
				ND:			
8	72	Colt Walker	Acrotex	Fin:	12.300	12.300	24.600
				D:	4.000	4.000	
				E:	8.300	8.300	
				ND:			
9	53	Jeremy Bischoff	Wallers GymJam	Fin:	12.350	12.050	24.400
				D:	4.200	4.000	
				E:	8.150	8.050	
				ND:			
10	87	Justin Ah Chow	Universal	Fin:	11.850	12.500	24.350
				D:	4.100	4.100	
				E:	7.750	8.400	
				ND:			
11T	58	John Chou	Cypress Academy	Fin:	12.850	11.450	24.300
				D:	4.000	4.000	
				E:	8.850	7.450	
				ND:			
11T	92	Logan Myers	5280 Gym	Fin:	12.300	12.000	24.300
				D:	3.900	3.900	
				E:	8.400	8.100	
				ND:			

2018 U.S. Championships - Men Day 2

Page: 2
Printed: 8/18/2018 12:59:10 PM

Event Results

Men / J5 / 15-16

Session: 3M

Aug 18, 2018

#1 = 2018 U.S. Championships - Men Day 2: 100%

#2 = 2018 U.S. Championships - Men Day 1: 100%



Place	Num	Name	Gym		#2	#1	Score
13	93	*Brandon Nguyen	Elevate	Fin:	11.200	12.850	24.050
				D:	3.900	4.300	
				E:	7.300	8.550	
				ND:			
14	79	Will Hauke	DeVeau's	Fin:	12.450	11.550	24.000
				D:	3.900	3.700	
				E:	8.550	7.850	
				ND:			
15	80	Donovan Hewitt	Paragon	Fin:	12.050	11.850	23.900
				D:	4.100	3.800	
				E:	7.950	8.050	
				ND:			
16	88	Zachary Martin	Elevate	Fin:	11.900	11.950	23.850
				D:	3.800	3.700	
				E:	8.100	8.250	
				ND:			
17	75	*Matt Cormier	MEGA - MA	Fin:	11.900	11.750	23.650
				D:	4.300	3.900	
				E:	7.600	7.850	
				ND:			
18	63	Michael Jaroh	MEGA - MI	Fin:	12.200	11.200	23.400
				D:	4.500	4.100	
				E:	7.700	7.100	
				ND:			
19	83	Cannon Johnson	US Gym Dev Cntr	Fin:	11.550	11.800	23.350
				D:	3.800	3.600	
				E:	7.750	8.200	
				ND:			
20	52	*Khoi Young	Sportsplex	Fin:	11.350	11.600	22.950
				D:	3.600	3.600	
				E:	7.750	8.000	
				ND:			
21	56	*Oliver Zavela	Crenshaw	Fin:	11.800	11.050	22.850
				D:	3.800	3.800	
				E:	8.000	7.250	
				ND:			
22	78	*Noah Giordano	5280 Gym	Fin:	12.200	10.350	22.550
				D:	3.900	3.000	
				E:	8.300	7.350	
				ND:			
23	96	Daniel Simmons	Cypress Academy	Fin:	11.350	11.150	22.500
				D:	3.900	3.600	
				E:	7.450	7.550	
				ND:			
24	95	Tyler Rockwood	Hocking Valley	Fin:	10.550	11.850	22.400
				D:	4.300	4.200	
				E:	6.250	7.650	
				ND:			

2018 U.S. Championships - Men Day 2

Event Results

Aug 18, 2018

#1 = 2018 U.S. Championships - Men Day 2: 100%

#2 = 2018 U.S. Championships - Men Day 1: 100%

Page: 3
Printed: 8/18/2018 12:59:10 PM

Men / J5 / 15-16

Session: 3M



Place	Num	Name	Gym		#2	#1	Score
25	64	Paul Juda	Buffalo Grove	Fin:	11.350	10.650	22.000
				D:	4.500	4.100	
				E:	6.850	6.550	
				ND:			

2018 U.S. Championships - Men Day 1

Meet Results

Aug 16, 2018







Page: 1

Printed: 8/16/2018 4:06 PM

Men / J7 / 17-18

Session: 1M

Judge's Signatures

Rank	Num	Name	Gym							AA
1	66	Riley Loos	Technique	Diff: 4.900	4.400	4.400	5.200	4.200	4.100	
				Exec: 8.700	8.800	8.650	8.800	8.350	8.550	
				ND: _____	_____	_____	-0.100	_____	_____	
				Final: 13.600	13.200	13.050	13.900	12.550	12.650	78.950
				Place: 4T	1	3T	5T	4	4T	1
2	73	Vitaliy Guimaraes	Univ of Oklahoma	Diff: 4.500	4.100	4.400	4.800	3.700	4.000	
				Exec: 9.300	8.650	8.550	9.650	8.500	8.400	
				ND: _____	_____	_____	_____	_____	_____	
				Final: 13.800	12.750	12.950	14.450	12.200	12.400	78.550
				Place: 1*	4	6	1	12	6	2
3	82	Spencer Goodell	Univ of Oklahoma	Diff: 4.500	4.000	4.300	5.200	3.900	4.000	
				Exec: 9.300	7.850	9.000	9.200	8.400	8.850	
				ND: _____	_____	_____	_____	_____	_____	
				Final: 13.800	11.850	13.300	14.400	12.300	12.850	78.500
				Place: 1*	13	2	2	10T	1	3
4	5	Brandon Briones	Aspire Kids	Diff: 4.700	4.300	4.600	5.200	4.400	4.500	
				Exec: 9.000	7.950	8.750	8.700	8.050	8.300	
				ND: _____	_____	_____	-0.100	_____	_____	
				Final: 13.700	12.250	13.350	13.800	12.450	12.800	78.350
				Place: 3	6T	1	7T	8T	2	4
5	67	Curran Phillips	Prairie	Diff: 4.600	4.200	4.100	4.800	4.600	4.200	
				Exec: 8.600	7.850	8.700	9.400	8.300	8.100	
				ND: _____	_____	_____	-0.100	_____	_____	
				Final: 13.200	12.050	12.800	14.100	12.900	12.300	77.350
				Place: 10	10T	7	4	1T	7	5
6	62	Jordan Williams	Arizona State	Diff: 4.400	4.300	4.100	4.800	3.600	4.000	
				Exec: 9.100	7.650	8.550	9.100	8.900	8.700	
				ND: _____	_____	_____	-0.100	_____	_____	
				Final: 13.500	11.950	12.650	13.800	12.500	12.700	77.100
				Place: 6T	12	8	7T	5T	3	6
7	86	Angel Leon	Ohio State	Diff: 4.600	3.600	4.300	4.400	4.200	4.700	
				Exec: 8.900	7.450	8.700	9.000	8.550	7.950	
				ND: _____	_____	_____	_____	_____	_____	
				Final: 13.500	11.050	13.000	13.400	12.750	12.650	76.350
				Place: 6T	14	5	13	3	4T	7
8	61	Michael Fletcher	Univ of Illinois	Diff: 4.400	4.100	4.100	5.200	4.400	3.700	
				Exec: 8.700	8.850	8.150	8.800	8.500	7.350	
				ND: _____	_____	_____	-0.300	_____	_____	
				Final: 13.100	12.950	12.250	13.700	12.900	11.050	75.950
				Place: 11T	3	12T	11T	1T	13	8
9	60	Evan Davis	Univ of Iowa	Diff: 4.400	4.900	4.300	4.800	4.300	4.400	
				Exec: 8.150	8.150	8.750	9.000	6.950	7.850	
				ND: _____	_____	_____	-0.100	_____	_____	
				Final: 12.550	13.050	13.050	13.700	11.250	12.250	75.850
				Place: 15	2	3T	11T	13	8	9
10	85	Kevin Penev	Univ of Michigan	Diff: 5.100	4.700	4.300	5.200	4.400	4.200	
				Exec: 8.500	7.900	7.700	9.100	8.100	6.600	
				ND: _____	_____	_____	-0.100	_____	_____	
				Final: 13.600	12.600	12.000	14.200	12.500	10.800	75.700
				Place: 4T	5	15	3	5T	14	10

2018 U.S. Championships - Men Day 1

Meet Results







Aug 16, 2018

Page: 2

Printed: 8/16/2018 4:06 PM

Men / J7 / 17-18

Session: 1M

Rank	Num	Name	Gym							AA
11	55	Adam Wooten	Harpeth	Diff: 4.600	3.500	4.500	4.800	3.700	4.100	
				Exec: 8.450	8.700	8.000	8.100	8.750	7.450	
				ND:						
				Final: 13.050	12.200	12.500	12.900	12.450	11.550	74.650
				Place: 13	8	11	15	8T	12	11
12	89	Jack Freeman	Cypress Academy	Diff: 4.700	3.700	4.200	4.800	4.000	4.500	
				Exec: 8.800	8.350	8.050	9.000	6.600	7.500	
				ND:						
				Final: 13.500	12.050	12.250	13.800	10.600	12.000	74.200
				Place: 6T	10T	12T	7T	15	10	12
13	54	Crew Bold	TAG USA	Diff: 4.700	3.900	4.300	4.800	4.300	4.700	
				Exec: 8.400	8.350	7.750	9.100	6.400	7.400	
				ND:						
				Final: 13.100	12.250	12.050	13.900	10.700	12.100	74.100
				Place: 11T	6T	14	5T	14	9	13
14	81	Liam Doherty-Herwitz	Brestyan's	Diff: 4.500	3.500	3.700	5.200	3.700	2.800	
				Exec: 8.750	8.600	8.900	8.850	8.800	6.100	
				ND:			-0.300			
				Final: 13.250	12.100	12.600	13.750	12.500	8.900	73.100
				Place: 9	9	9T	10	5T	15	14
15	99	Blake Wilson	SCEGA	Diff: 4.700	3.500	4.200	4.400	4.200	3.900	
				Exec: 8.200	5.000	8.400	8.700	8.100	7.800	
				ND:						
				Final: 12.900	8.500	12.600	13.100	12.300	11.700	71.100
				Place: 14	15	9T	14	10T	11	15
16	98	Dylan Young	Walters GymJam	Diff: 0.000	0.000	0.000	0.000	0.000	0.000	
				Exec: 0.000	0.000	0.000	0.000	0.000	0.000	
				ND:						
				Final: 0.000	0.000	0.000	0.000	0.000	0.000	0.000
				Place: 16	16	16	16	16	16	16

2018 U.S. Championships - Men Day 2

Meet Results - Multi







Aug 18, 2018

Page: 1
Printed: 8/18/2018 12:54:47 PM

Men / J7 / 17-18

Session: 3M

Judge's Signatures

Rank	Num	Name/Gym								AA
1	5	*Brandon Briones Aspire	Prelims	Final: 13.700	12.250	13.350	13.800	12.450	12.800	78.350
				D/E: 4.7 / 9.000	4.3 / 7.950	4.6 / 8.750	5.2 / 8.700	4.4 / 8.050	4.5 / 8.300	ND: -0.1
			Finals	Final: 13.600	12.900	13.150	14.150	13.150	13.050	80.000
				D/E: 4.7 / 8.900	4.6 / 8.300	4.6 / 8.550	5.2 / 8.950	4.7 / 8.450	4.5 / 8.550	ND:
				<u>Combined Total:</u>						<u>158.350</u>
2	66	*Riley Loos Technique	Prelims	Final: 13.600	13.200	13.050	13.900	12.550	12.650	78.950
				D/E: 4.9 / 8.700	4.4 / 8.800	4.4 / 8.650	5.2 / 8.800	4.2 / 8.350	4.1 / 8.550	ND: -0.1
			Finals	Final: 13.800	13.100	13.150	14.250	12.550	12.350	79.200
				D/E: 4.9 / 8.900	4.4 / 8.700	4.4 / 8.750	5.2 / 9.150	4.2 / 8.350	4.0 / 8.350	ND: -0.1
				<u>Combined Total:</u>						<u>158.150</u>
3	82	Spencer Goodell Univ of Oklahoma	Prelims	Final: 13.800	11.850	13.300	14.400	12.300	12.850	78.500
				D/E: 4.5 / 9.300	4.0 / 7.850	4.3 / 9.000	5.2 / 9.200	3.9 / 8.400	4.0 / 8.850	ND:
			Finals	Final: 13.300	12.300	13.200	14.100	12.750	12.400	78.050
				D/E: 4.5 / 8.800	4.0 / 8.300	4.3 / 8.900	5.2 / 8.900	3.9 / 8.850	4.0 / 8.400	ND:
				<u>Combined Total:</u>						<u>156.550</u>
4	73	Vitaliy Guimaraes Univ of Oklahoma	Prelims	Final: 13.800	12.750	12.950	14.450	12.200	12.400	78.550
				D/E: 4.5 / 9.300	4.1 / 8.650	4.4 / 8.550	4.8 / 9.650	3.7 / 8.500	4.0 / 8.400	ND:
			Finals	Final: 13.950	11.600	12.900	14.300	12.200	12.500	77.450
				D/E: 4.6 / 9.350	4.1 / 7.500	4.4 / 8.500	4.8 / 9.500	3.7 / 8.500	3.9 / 8.600	ND:
				<u>Combined Total:</u>						<u>156.000</u>
5	67	*Curran Phillips Prairie	Prelims	Final: 13.200	12.050	12.800	14.100	12.900	12.300	77.350
				D/E: 4.6 / 8.600	4.2 / 7.850	4.1 / 8.700	4.8 / 9.400	4.6 / 8.300	4.2 / 8.100	ND: -0.1
			Finals	Final: 13.400	11.300	12.600	13.900	12.850	12.150	76.200
				D/E: 4.6 / 8.800	4.1 / 7.200	4.1 / 8.500	4.8 / 9.200	4.6 / 8.250	4.2 / 7.950	ND: -0.1
				<u>Combined Total:</u>						<u>153.550</u>
6	61	Michael Fletcher Univ of Illinois	Prelims	Final: 13.100	12.950	12.250	13.700	12.900	11.050	75.950
				D/E: 4.4 / 8.700	4.1 / 8.850	4.1 / 8.150	5.2 / 8.800	4.4 / 8.500	3.7 / 7.350	ND: -0.3
			Finals	Final: 13.250	12.800	12.750	12.800	12.850	12.550	77.000
				D/E: 4.4 / 8.850	4.1 / 8.700	4.1 / 8.650	5.2 / 7.900	4.4 / 8.450	4.0 / 8.550	ND: -0.3
				<u>Combined Total:</u>						<u>152.950</u>
7	85	Kevin Penev Univ of Michigan	Prelims	Final: 13.600	12.600	12.000	14.200	12.500	10.800	75.700
				D/E: 5.1 / 8.500	4.7 / 7.900	4.3 / 7.700	5.2 / 9.100	4.4 / 8.100	4.2 / 6.600	ND: -0.1
			Finals	Final: 13.550	12.200	12.950	13.950	12.800	11.700	77.150
				D/E: 5.1 / 8.450	4.6 / 7.600	4.3 / 8.650	5.2 / 9.050	4.4 / 8.400	4.2 / 7.500	ND: -0.3
				<u>Combined Total:</u>						<u>152.850</u>

2018 U.S. Championships - Men Day 2







Meet Results - Multi

Aug 18, 2018

Page: 2
Printed: 8/18/2018 12:54:47 PM

Men / J7 / 17-18







Session: 3M

Rank	Num	Name/Gym								AA
8	60	Evan Davis Univ of Iowa	Prelims	Final: 12.550	13.050	13.050	13.700	11.250	12.250	75.850
				D/E: 4.4 / 8.150	4.9 / 8.150	4.3 / 8.750	4.8 / 9.000	4.3 / 6.950	4.4 / 7.850	ND: -0.1
			Finals	Final: 13.450	11.750	13.100	13.400	12.150	12.600	76.450
				D/E: 4.6 / 8.850	4.9 / 6.850	4.3 / 8.800	4.8 / 8.600	4.3 / 7.850	4.1 / 8.500	ND:
Combined Total: 152.300										
9	62	*Jordan Williams Arizona State	Prelims	Final: 13.500	11.950	12.650	13.800	12.500	12.700	77.100
				D/E: 4.4 / 9.100	4.3 / 7.650	4.1 / 8.550	4.8 / 9.100	3.6 / 8.900	4.0 / 8.700	ND: -0.1
			Finals	Final: 13.350	12.200	12.550	13.950	11.300	11.650	75.000
				D/E: 4.4 / 8.950	4.2 / 8.000	4.1 / 8.450	4.8 / 9.150	3.5 / 7.800	4.0 / 7.650	ND:
Combined Total: 152.100										
10	55	*Adam Wooten Harpeth	Prelims	Final: 13.050	12.200	12.500	12.900	12.450	11.550	74.650
				D/E: 4.6 / 8.450	3.5 / 8.700	4.5 / 8.000	4.8 / 8.100	3.7 / 8.750	4.1 / 7.450	ND:
			Finals	Final: 13.150	11.750	13.050	13.700	12.550	12.350	76.550
				D/E: 4.6 / 8.550	3.2 / 8.550	4.5 / 8.550	4.8 / 9.000	3.7 / 8.850	4.1 / 8.250	ND: -0.1
Combined Total: 151.200										
11	86	Angel Leon Ohio State	Prelims	Final: 13.500	11.050	13.000	13.400	12.750	12.650	76.350
				D/E: 4.6 / 8.900	3.6 / 7.450	4.3 / 8.700	4.4 / 9.000	4.2 / 8.550	4.7 / 7.950	ND:
			Finals	Final: 13.500	10.200	12.950	13.200	11.600	12.650	74.100
				D/E: 4.6 / 8.900	3.6 / 6.600	4.3 / 8.650	4.4 / 8.800	3.9 / 7.700	4.7 / 7.950	ND:
Combined Total: 150.450										
12	54	*Crew Bold TAG USA	Prelims	Final: 13.100	12.250	12.050	13.900	10.700	12.100	74.100
				D/E: 4.7 / 8.400	3.9 / 8.350	4.3 / 7.750	4.8 / 9.100	4.3 / 6.400	4.7 / 7.400	ND:
			Finals	Final: 13.300	12.200	12.900	13.500	12.050	12.200	76.150
				D/E: 4.7 / 8.600	3.9 / 8.300	4.3 / 8.600	4.8 / 8.700	4.3 / 7.750	4.7 / 7.500	ND:
Combined Total: 150.250										
13	89	*Jack Freeman Cypress Academy	Prelims	Final: 13.500	12.050	12.250	13.800	10.600	12.000	74.200
				D/E: 4.7 / 8.800	3.7 / 8.350	4.2 / 8.050	4.8 / 9.000	4.0 / 6.600	4.5 / 7.500	ND:
			Finals	Final: 13.600	12.050	12.400	13.800	11.150	12.000	75.000
				D/E: 4.7 / 8.900	3.7 / 8.350	4.2 / 8.200	4.8 / 9.000	4.0 / 7.150	4.5 / 7.500	ND:
Combined Total: 149.200										
14	81	Liam Doherty-Herwitz Brestyan's	Prelims	Final: 13.250	12.100	12.600	13.750	12.500	8.900	73.100
				D/E: 4.5 / 8.750	3.5 / 8.600	3.7 / 8.900	5.2 / 8.850	3.7 / 8.800	2.8 / 6.100	ND: -0.3
			Finals	Final: 13.100	11.600	12.600	13.650	12.650	11.050	74.650
				D/E: 4.7 / 8.400	3.6 / 8.000	3.7 / 8.900	5.2 / 8.750	3.7 / 8.950	4.1 / 6.950	ND: -0.3
Combined Total: 147.750										

2018 U.S. Championships - Men Day 2

Meet Results - Multi

Aug 18, 2018

Rank	Num	Name/Gym							AA	
15	99	Blake Wilson SCEGA	Prelims	Final: 12.900	8.500	12.600	13.100	12.300	11.700	71.100
				D/E: 4.7 / 8.200	3.5 / 5.000	4.2 / 8.400	4.4 / 8.700	4.2 / 8.100	3.9 / 7.800	
				ND:						
			Finals	Final: 13.050	11.000	12.650	13.250	12.150	11.500	73.600
				D/E: 4.7 / 8.350	3.9 / 7.100	4.2 / 8.450	4.4 / 8.950	4.2 / 7.950	4.2 / 7.300	
				ND:			-0.1			
										<u>Combined Total: 144.700</u>

2018 U.S. Championships - Men Day 2

Page: 1
Printed: 8/18/2018 12:58:56 PM

Event Results

Men / J7 / 17-18

Session: 3M

Aug 18, 2018

#1 = 2018 U.S. Championships - Men Day 2: 100%

#2 = 2018 U.S. Championships - Men Day 1: 100%



Place	Num	Name	Gym		#2	#1	Score
1	73	Vitaliy Guimaraes	Univ of Oklahoma	Fin:	13.800	13.950	27.750
				D:	4.500	4.600	
				E:	9.300	9.350	
				ND:			
2	66	*Riley Loos	Technique	Fin:	13.600	13.800	27.400
				D:	4.900	4.900	
				E:	8.700	8.900	
				ND:			
3	5	*Brandon Briones	Aspire	Fin:	13.700	13.600	27.300
				D:	4.700	4.700	
				E:	9.000	8.900	
				ND:			
4	85	Kevin Penev	Univ of Michigan	Fin:	13.600	13.550	27.150
				D:	5.100	5.100	
				E:	8.500	8.450	
				ND:			
5T	82	Spencer Goodell	Univ of Oklahoma	Fin:	13.800	13.300	27.100
				D:	4.500	4.500	
				E:	9.300	8.800	
				ND:			
5T	89	*Jack Freeman	Cypress Academy	Fin:	13.500	13.600	27.100
				D:	4.700	4.700	
				E:	8.800	8.900	
				ND:			
7	86	Angel Leon	Ohio State	Fin:	13.500	13.500	27.000
				D:	4.600	4.600	
				E:	8.900	8.900	
				ND:			
8	62	*Jordan Williams	Arizona State	Fin:	13.500	13.350	26.850
				D:	4.400	4.400	
				E:	9.100	8.950	
				ND:			
9	67	*Curran Phillips	Prairie	Fin:	13.200	13.400	26.600
				D:	4.600	4.600	
				E:	8.600	8.800	
				ND:			
10	54	*Crew Bold	TAG USA	Fin:	13.100	13.300	26.400
				D:	4.700	4.700	
				E:	8.400	8.600	
				ND:			
11T	61	Michael Fletcher	Univ of Illinois	Fin:	13.100	13.250	26.350
				D:	4.400	4.400	
				E:	8.700	8.850	
				ND:			
11T	81	Liam Doherty-Herwitz	Brestyan's	Fin:	13.250	13.100	26.350
				D:	4.500	4.700	
				E:	8.750	8.400	
				ND:			

2018 U.S. Championships - Men Day 2

Event Results

Aug 18, 2018

Page: 2
Printed: 8/18/2018 12:58:56 PM

Men / J7 / 17-18

Session: 3M

#1 = 2018 U.S. Championships - Men Day 2: 100%

#2 = 2018 U.S. Championships - Men Day 1: 100%



Place	Num	Name	Gym		#2	#1	Score
13	55	*Adam Wooten	Harpeth	Fin:	13.050	13.150	26.200
				D:	4.600	4.600	
				E:	8.450	8.550	
				ND:			
14	60	Evan Davis	Univ of Iowa	Fin:	12.550	13.450	26.000
				D:	4.400	4.600	
				E:	8.150	8.850	
				ND:			
15	99	Blake Wilson	SCEGA	Fin:	12.900	13.050	25.950
				D:	4.700	4.700	
				E:	8.200	8.350	
				ND:			

2018 U.S. Championships - Men Day 2

Page: 1
Printed: 8/18/2018 12:58:58 PM

Event Results

Men / J7 / 17-18

Session: 3M

Aug 18, 2018

#1 = 2018 U.S. Championships - Men Day 2: 100%

#2 = 2018 U.S. Championships - Men Day 1: 100%



Place	Num	Name	Gym		#2	#1	Score
1	66	*Riley Loos	Technique	Fin:	13.200	13.100	26.300
				D:	4.400	4.400	
				E:	8.800	8.700	
				ND:			
2	61	Michael Fletcher	Univ of Illinois	Fin:	12.950	12.800	25.750
				D:	4.100	4.100	
				E:	8.850	8.700	
				ND:			
3	5	*Brandon Briones	Aspire	Fin:	12.250	12.900	25.150
				D:	4.300	4.600	
				E:	7.950	8.300	
				ND:			
4T	60	Evan Davis	Univ of Iowa	Fin:	13.050	11.750	24.800
				D:	4.900	4.900	
				E:	8.150	6.850	
				ND:			
4T	85	Kevin Penev	Univ of Michigan	Fin:	12.600	12.200	24.800
				D:	4.700	4.600	
				E:	7.900	7.600	
				ND:			
6	54	*Crew Bold	TAG USA	Fin:	12.250	12.200	24.450
				D:	3.900	3.900	
				E:	8.350	8.300	
				ND:			
7	73	Vitaliy Guimaraes	Univ of Oklahoma	Fin:	12.750	11.600	24.350
				D:	4.100	4.100	
				E:	8.650	7.500	
				ND:			
8T	82	Spencer Goodell	Univ of Oklahoma	Fin:	11.850	12.300	24.150
				D:	4.000	4.000	
				E:	7.850	8.300	
				ND:			
8T	62	*Jordan Williams	Arizona State	Fin:	11.950	12.200	24.150
				D:	4.300	4.200	
				E:	7.650	8.000	
				ND:			
10	89	*Jack Freeman	Cypress Academy	Fin:	12.050	12.050	24.100
				D:	3.700	3.700	
				E:	8.350	8.350	
				ND:			
11	55	*Adam Wooten	Harpeth	Fin:	12.200	11.750	23.950
				D:	3.500	3.200	
				E:	8.700	8.550	
				ND:			
12	81	Liam Doherty-Herwitz	Brestyan's	Fin:	12.100	11.600	23.700
				D:	3.500	3.600	
				E:	8.600	8.000	
				ND:			

2018 U.S. Championships - Men Day 2

Event Results

Aug 18, 2018

Page: 2
Printed: 8/18/2018 12:58:58 PM

Men / J7 / 17-18

Session: 3M

#1 = 2018 U.S. Championships - Men Day 2: 100%

#2 = 2018 U.S. Championships - Men Day 1: 100%



Place	Num	Name	Gym		#2	#1	Score
13	67	*Curran Phillips	Prairie	Fin:	12.050	11.300	23.350
				D:	4.200	4.100	
				E:	7.850	7.200	
				ND:			
14	86	Angel Leon	Ohio State	Fin:	11.050	10.200	21.250
				D:	3.600	3.600	
				E:	7.450	6.600	
				ND:			
15	99	Blake Wilson	SCEGA	Fin:	8.500	11.000	19.500
				D:	3.500	3.900	
				E:	5.000	7.100	
				ND:			

2018 U.S. Championships - Men Day 2

Page: 1
Printed: 8/18/2018 12:58:59 PM

Event Results

Men / J7 / 17-18

Session: 3M

Aug 18, 2018

#1 = 2018 U.S. Championships - Men Day 2: 100%

#2 = 2018 U.S. Championships - Men Day 1: 100%



Place	Num	Name	Gym		#2	#1	Score
1T	5	*Brandon Briones	Aspire	Fin:	13.350	13.150	26.500
				D:	4.600	4.600	
				E:	8.750	8.550	
				ND:			
1T	82	Spencer Goodell	Univ of Oklahoma	Fin:	13.300	13.200	26.500
				D:	4.300	4.300	
				E:	9.000	8.900	
				ND:			
3	66	*Riley Loos	Technique	Fin:	13.050	13.150	26.200
				D:	4.400	4.400	
				E:	8.650	8.750	
				ND:			
4	60	Evan Davis	Univ of Iowa	Fin:	13.050	13.100	26.150
				D:	4.300	4.300	
				E:	8.750	8.800	
				ND:			
5	86	Angel Leon	Ohio State	Fin:	13.000	12.950	25.950
				D:	4.300	4.300	
				E:	8.700	8.650	
				ND:			
6	73	Vitaliy Guimaraes	Univ of Oklahoma	Fin:	12.950	12.900	25.850
				D:	4.400	4.400	
				E:	8.550	8.500	
				ND:			
7	55	*Adam Wooten	Harpeth	Fin:	12.500	13.050	25.550
				D:	4.500	4.500	
				E:	8.000	8.550	
				ND:			
8	67	*Curran Phillips	Prairie	Fin:	12.800	12.600	25.400
				D:	4.100	4.100	
				E:	8.700	8.500	
				ND:			
9	99	Blake Wilson	SCEGA	Fin:	12.600	12.650	25.250
				D:	4.200	4.200	
				E:	8.400	8.450	
				ND:			
10T	81	Liam Doherty-Herwitz	Brestyan's	Fin:	12.600	12.600	25.200
				D:	3.700	3.700	
				E:	8.900	8.900	
				ND:			
10T	62	*Jordan Williams	Arizona State	Fin:	12.650	12.550	25.200
				D:	4.100	4.100	
				E:	8.550	8.450	
				ND:			
12	61	Michael Fletcher	Univ of Illinois	Fin:	12.250	12.750	25.000
				D:	4.100	4.100	
				E:	8.150	8.650	
				ND:			

2018 U.S. Championships - Men Day 2

Event Results

Aug 18, 2018

Page: 2
Printed: 8/18/2018 12:58:59 PM

Men / J7 / 17-18

Session: 3M

#1 = 2018 U.S. Championships - Men Day 2: 100%

#2 = 2018 U.S. Championships - Men Day 1: 100%



Place	Num	Name	Gym		#2	#1	Score
13T	54	*Crew Bold	TAG USA	Fin:	12.050	12.900	24.950
				D:	4.300	4.300	
				E:	7.750	8.600	
				ND:			
13T	85	Kevin Penev	Univ of Michigan	Fin:	12.000	12.950	24.950
				D:	4.300	4.300	
				E:	7.700	8.650	
				ND:			
15	89	*Jack Freeman	Cypress Academy	Fin:	12.250	12.400	24.650
				D:	4.200	4.200	
				E:	8.050	8.200	
				ND:			

2018 U.S. Championships - Men Day 2

Event Results

Aug 18, 2018

#1 = 2018 U.S. Championships - Men Day 2: 100%

#2 = 2018 U.S. Championships - Men Day 1: 100%



Place	Num	Name	Gym	#2	#1	Score
1	73	Vitaliy Guimaraes	Univ of Oklahoma	Fin: 14.450 D: 4.800/0.000 E: 9.650/0.000 ND: /	14.300 4.800/0.000 9.500/0.000 /	28.750
2	82	Spencer Goodell	Univ of Oklahoma	Fin: 14.400 D: 5.200/0.000 E: 9.200/0.000 ND: /	14.100 5.200/0.000 8.900/0.000 /	28.500
3T	66	*Riley Loos	Technique	Fin: 13.900 D: 5.200/0.000 E: 8.800/0.000 ND: -0.100/	14.250 5.200/0.000 9.150/0.000 -0.100/	28.150
3T	85	Kevin Penev	Univ of Michigan	Fin: 14.200 D: 5.200/0.000 E: 9.100/0.000 ND: -0.100/	13.950 5.200/0.000 9.050/0.000 -0.300/	28.150
5	67	*Curran Phillips	Prairie	Fin: 14.100 D: 4.800/0.000 E: 9.400/0.000 ND: -0.100/	13.900 4.800/0.000 9.200/0.000 -0.100/	28.000
6	5	*Brandon Briones	Aspire	Fin: 13.800 D: 5.200/0.000 E: 8.700/0.000 ND: -0.100/	14.150 5.200/0.000 8.950/0.000 /	27.950
7	62	*Jordan Williams	Arizona State	Fin: 13.800 D: 4.800/0.000 E: 9.100/0.000 ND: -0.100/	13.950 4.800/0.000 9.150/0.000 /	27.750
8	89	*Jack Freeman	Cypress Academy	Fin: 13.800 D: 4.800/0.000 E: 9.000/0.000 ND: /	13.800 4.800/0.000 9.000/0.000 /	27.600
9T	54	*Crew Bold	TAG USA	Fin: 13.900 D: 4.800/0.000 E: 9.100/0.000 ND: /	13.500 4.800/0.000 8.700/0.000 /	27.400
9T	81	Liam Doherty-Herwitz	Brestyan's	Fin: 13.750 D: 5.200/0.000 E: 8.850/0.000 ND: -0.300/	13.650 5.200/0.000 8.750/0.000 -0.300/	27.400
11	60	Evan Davis	Univ of Iowa	Fin: 13.700 D: 4.800/0.000 E: 9.000/0.000 ND: -0.100/	13.400 4.800/0.000 8.600/0.000 /	27.100
12T	55	*Adam Wooten	Harpeth	Fin: 12.900 D: 4.800/0.000 E: 8.100/0.000 ND: /	13.700 4.800/0.000 9.000/0.000 -0.100/	26.600

2018 U.S. Championships - Men Day 2

Event Results

Aug 18, 2018

#1 = 2018 U.S. Championships - Men Day 2: 100%

#2 = 2018 U.S. Championships - Men Day 1: 100%

Page: 2

Printed: 8/18/2018 12:59:00 PM

Men / J7 / 17-18

Session: 3M



Place	Num	Name	Gym		#2	#1	Score
12T	86	Angel Leon	Ohio State	Fin:	13.400	13.200	26.600
				D:	4.400/0.000	4.400/0.000	
				E:	9.000/0.000	8.800/0.000	
				ND:	/	/	
14	61	Michael Fletcher	Univ of Illinois	Fin:	13.700	12.800	26.500
				D:	5.200/0.000	5.200/0.000	
				E:	8.800/0.000	7.900/0.000	
				ND:	-0.300/	-0.300/	
15	99	Blake Wilson	SCEGA	Fin:	13.100	13.250	26.350
				D:	4.400/0.000	4.400/0.000	
				E:	8.700/0.000	8.950/0.000	
				ND:	/	-0.100/	

2018 U.S. Championships - Men Day 2

Page: 1
Printed: 8/18/2018 12:59:01 PM

Event Results

Men / J7 / 17-18

Session: 3M

Aug 18, 2018

#1 = 2018 U.S. Championships - Men Day 2: 100%

#2 = 2018 U.S. Championships - Men Day 1: 100%



Place	Num	Name	Gym		#2	#1	Score
1T	61	Michael Fletcher	Univ of Illinois	Fin:	12.900	12.850	25.750
				D:	4.400	4.400	
				E:	8.500	8.450	
				ND:			
1T	67	*Curran Phillips	Prairie	Fin:	12.900	12.850	25.750
				D:	4.600	4.600	
				E:	8.300	8.250	
				ND:			
3	5	*Brandon Briones	Aspire	Fin:	12.450	13.150	25.600
				D:	4.400	4.700	
				E:	8.050	8.450	
				ND:			
4	85	Kevin Penev	Univ of Michigan	Fin:	12.500	12.800	25.300
				D:	4.400	4.400	
				E:	8.100	8.400	
				ND:			
5	81	Liam Doherty-Herwitz	Brestyan's	Fin:	12.500	12.650	25.150
				D:	3.700	3.700	
				E:	8.800	8.950	
				ND:			
6	66	*Riley Loos	Technique	Fin:	12.550	12.550	25.100
				D:	4.200	4.200	
				E:	8.350	8.350	
				ND:			
7	82	Spencer Goodell	Univ of Oklahoma	Fin:	12.300	12.750	25.050
				D:	3.900	3.900	
				E:	8.400	8.850	
				ND:			
8	55	*Adam Wooten	Harpeth	Fin:	12.450	12.550	25.000
				D:	3.700	3.700	
				E:	8.750	8.850	
				ND:			
9	99	Blake Wilson	SCEGA	Fin:	12.300	12.150	24.450
				D:	4.200	4.200	
				E:	8.100	7.950	
				ND:			
10	73	Vitaliy Guimaraes	Univ of Oklahoma	Fin:	12.200	12.200	24.400
				D:	3.700	3.700	
				E:	8.500	8.500	
				ND:			
11	86	Angel Leon	Ohio State	Fin:	12.750	11.600	24.350
				D:	4.200	3.900	
				E:	8.550	7.700	
				ND:			
12	62	*Jordan Williams	Arizona State	Fin:	12.500	11.300	23.800
				D:	3.600	3.500	
				E:	8.900	7.800	
				ND:			

2018 U.S. Championships - Men Day 2

Event Results

Aug 18, 2018

Page: 2
Printed: 8/18/2018 12:59:01 PM

Men / J7 / 17-18

Session: 3M

#1 = 2018 U.S. Championships - Men Day 2: 100%

#2 = 2018 U.S. Championships - Men Day 1: 100%



Place	Num	Name	Gym		#2	#1	Score
13	60	Evan Davis	Univ of Iowa	Fin:	11.250	12.150	23.400
				D:	4.300	4.300	
				E:	6.950	7.850	
				ND:			
14	54	*Crew Bold	TAG USA	Fin:	10.700	12.050	22.750
				D:	4.300	4.300	
				E:	6.400	7.750	
				ND:			
15	89	*Jack Freeman	Cypress Academy	Fin:	10.600	11.150	21.750
				D:	4.000	4.000	
				E:	6.600	7.150	
				ND:			

2018 U.S. Championships - Men Day 2

Page: 1
Printed: 8/18/2018 12:59:02 PM

Event Results

Men / J7 / 17-18

Session: 3M

Aug 18, 2018

#1 = 2018 U.S. Championships - Men Day 2: 100%

#2 = 2018 U.S. Championships - Men Day 1: 100%



Place	Num	Name	Gym		#2	#1	Score
1	5	*Brandon Briones	Aspire	Fin:	12.800	13.050	25.850
				D:	4.500	4.500	
				E:	8.300	8.550	
				ND:			
2	86	Angel Leon	Ohio State	Fin:	12.650	12.650	25.300
				D:	4.700	4.700	
				E:	7.950	7.950	
				ND:			
3	82	Spencer Goodell	Univ of Oklahoma	Fin:	12.850	12.400	25.250
				D:	4.000	4.000	
				E:	8.850	8.400	
				ND:			
4	66	*Riley Loos	Technique	Fin:	12.650	12.350	25.000
				D:	4.100	4.000	
				E:	8.550	8.350	
				ND:			
5	73	Vitaliy Guimaraes	Univ of Oklahoma	Fin:	12.400	12.500	24.900
				D:	4.000	3.900	
				E:	8.400	8.600	
				ND:			
6	60	Evan Davis	Univ of Iowa	Fin:	12.250	12.600	24.850
				D:	4.400	4.100	
				E:	7.850	8.500	
				ND:			
7	67	*Curran Phillips	Prairie	Fin:	12.300	12.150	24.450
				D:	4.200	4.200	
				E:	8.100	7.950	
				ND:			
8	62	*Jordan Williams	Arizona State	Fin:	12.700	11.650	24.350
				D:	4.000	4.000	
				E:	8.700	7.650	
				ND:			
9	54	*Crew Bold	TAG USA	Fin:	12.100	12.200	24.300
				D:	4.700	4.700	
				E:	7.400	7.500	
				ND:			
10	89	*Jack Freeman	Cypress Academy	Fin:	12.000	12.000	24.000
				D:	4.500	4.500	
				E:	7.500	7.500	
				ND:			
11	55	*Adam Wooten	Harpeth	Fin:	11.550	12.350	23.900
				D:	4.100	4.100	
				E:	7.450	8.250	
				ND:			
12	61	Michael Fletcher	Univ of Illinois	Fin:	11.050	12.550	23.600
				D:	3.700	4.000	
				E:	7.350	8.550	
				ND:			

2018 U.S. Championships - Men Day 2

Event Results

Aug 18, 2018

Page: 2
Printed: 8/18/2018 12:59:02 PM

Men / J7 / 17-18

Session: 3M

#1 = 2018 U.S. Championships - Men Day 2: 100%

#2 = 2018 U.S. Championships - Men Day 1: 100%



Place	Num	Name	Gym		#2	#1	Score
13	99	Blake Wilson	SCEGA	Fin:	11.700	11.500	23.200
				D:	3.900	4.200	
				E:	7.800	7.300	
				ND:			
14	85	Kevin Penev	Univ of Michigan	Fin:	10.800	11.700	22.500
				D:	4.200	4.200	
				E:	6.600	7.500	
				ND:			
15	81	Liam Doherty-Herwitz	Brestyan's	Fin:	8.900	11.050	19.950
				D:	2.800	4.100	
				E:	6.100	6.950	
				ND:			

2018 U.S. Championships - Men Day 1

Meet Results

Aug 16, 2018







Page: 1

Printed: 8/16/2018 9:54 PM

Men / SR / Senior

Session: 2M

Judge's Signatures

Rank	Num	Name	Gym							AA
1	22	Sam Mikulak	USOTC	Diff: 5.700	6.000	5.700	5.200	6.100	6.100	
				Exec: 9.050	7.650	8.650	9.200	8.200	7.600	
				ND:						
				Final: 14.750	13.650	14.350	14.400	14.300	13.700	85.150
				Place: 1	7T	4	5*	1	4T	1
2	27	Akash Modi	Stanford	Diff: 5.900	6.100	5.400	5.200	6.200	6.000	
				Exec: 8.450	8.000	8.100	9.200	7.900	7.750	
				ND:			-0.100			
				Final: 14.350	14.100	13.500	14.300	14.100	13.750	84.100
				Place: 2*	5	12	8	3	3	2
3	1	Allan Bower	Univ of Oklahoma	Diff: 5.600	6.100	5.500	5.200	5.600	4.900	
				Exec: 8.550	8.700	8.200	9.150	8.300	8.050	
				ND:						
				Final: 14.150	14.800	13.700	14.350	13.900	12.950	83.850
				Place: 6	3	7*	7	6T	15T	3
4	3	Donothan Bailey	USOTC	Diff: 5.500	6.200	4.900	5.200	6.100	5.500	
				Exec: 8.600	7.650	8.300	9.250	8.050	8.300	
				ND:						
				Final: 14.100	13.850	13.200	14.450	14.150	13.800	83.550
				Place: 7	6	15T	3*	2	2	4
5	7	Alec Yoder	Ohio State	Diff: 5.500	6.300	5.500	4.800	5.000	5.400	
				Exec: 8.200	8.850	8.200	9.050	9.000	7.600	
				ND:						
				Final: 13.700	15.150	13.700	13.850	14.000	13.000	83.400
				Place: 17	1	7*	19T	4	13T	5
6	4	Yul Moldauer	Univ of Oklahoma	Diff: 6.000	5.500	5.700	5.200	5.800	5.500	
				Exec: 8.550	7.400	8.700	9.500	8.000	7.150	
				ND: -0.300						
				Final: 14.250	12.900	14.400	14.700	13.800	12.650	82.700
				Place: 5	20T	3	2	9T	19T	6
7	21	Robert Neff	Stanford	Diff: 5.400	5.000	4.700	4.800	5.300	5.900	
				Exec: 8.550	8.500	8.650	9.400	8.050	7.800	
				ND:						
				Final: 13.950	13.500	13.350	14.200	13.350	13.700	82.050
				Place: 11	13	14	9*	17T	4T	7
8	32	Cameron Bock	Univ of Michigan	Diff: 5.600	5.400	5.400	4.800	5.900	5.400	
				Exec: 8.250	8.250	8.300	9.000	8.000	7.700	
				ND:						
				Final: 13.850	13.650	13.700	13.800	13.900	13.100	82.000
				Place: 13T	7T	7T	21T	6T	11T	8
9	33	Colin VanWicklen	Cypress Academy	Diff: 5.300	4.500	5.200	5.600	5.400	5.700	
				Exec: 8.300	8.900	8.350	8.900	7.550	8.250	
				ND:			-0.300			
				Final: 13.600	13.400	13.550	14.200	12.950	13.950	81.650
				Place: 18T	14	11	9T	26T	1	9
10	49	Sean Melton	Ohio State	Diff: 5.500	4.700	5.800	5.200	5.800	5.500	
				Exec: 7.550	8.300	8.400	9.200	8.150	7.500	
				ND:						
				Final: 13.050	13.000	14.200	14.400	13.950	13.000	81.600
				Place: 23	18	5	5*	5	13T	10

2018 U.S. Championships - Men Day 1

Meet Results







Aug 16, 2018

Page: 2

Printed: 8/16/2018 9:54 PM

Men / SR / Senior







Session: 2M

Rank	Num	Name	Gym							AA
11	43	Genki Suzuki	Univ of Oklahoma	Diff: 5.200	5.500	4.800	4.800	5.100	5.300	
				Exec: 8.850	8.100	7.800	9.100	8.700	8.100	
				ND: _____	_____	_____	-0.100	_____	_____	
				Final: 14.050	13.600	12.600	13.800	13.800	13.400	81.250
				Place: 8	9T	23	21T	9T	7	11
12	36	Kanji Oyama	USOTC	Diff: 5.900	5.100	5.500	5.200	5.700	5.000	
				Exec: 8.450	7.500	8.100	9.100	7.800	7.950	
				ND: _____	_____	_____	-0.100	_____	_____	
				Final: 14.350	12.600	13.600	14.200	13.500	12.950	81.200
				Place: 2*	24	10	9T	13	15T	12
13	16	Tanner Justus	Univ of Oklahoma	Diff: 5.400	5.000	4.900	5.200	5.100	4.300	
				Exec: 8.450	8.550	8.200	9.250	8.250	8.150	
				ND: _____	_____	_____	_____	_____	_____	
				Final: 13.850	13.550	13.100	14.450	13.350	12.450	80.750
				Place: 13T	11T	17T	3*	17T	23	13
14	9	Grant Breckenridge	Stanford	Diff: 5.100	4.500	4.600	4.800	4.800	5.600	
				Exec: 9.250	8.400	8.800	9.300	8.150	7.200	
				ND: _____	_____	_____	_____	_____	_____	
				Final: 14.350	12.900	13.400	14.100	12.950	12.800	80.500
				Place: 2T	20T	13	13T	26T	17T	14
15	11	Kiwan Watts	Arizona State	Diff: 5.500	4.700	4.700	4.800	5.200	4.700	
				Exec: 8.100	8.400	8.250	9.400	8.200	8.450	
				ND: _____	_____	_____	_____	_____	_____	
				Final: 13.600	13.100	12.950	14.200	13.400	13.150	80.400
				Place: 18T	16T	21T	9*	16	9T	15
16	14	Trevor Howard	Ohio State	Diff: 5.400	4.500	5.900	5.200	5.400	4.800	
				Exec: 8.000	8.250	8.650	8.150	8.450	7.400	
				ND: _____	_____	_____	_____	_____	_____	
				Final: 13.400	12.750	14.550	13.350	13.850	12.200	80.100
				Place: 22	22	1	27	8	25T	16
17	8	Anthony Stephenson	Univ of Nebraska	Diff: 5.600	5.200	3.300	5.200	5.200	4.700	
				Exec: 8.550	7.950	8.550	9.600	8.250	7.950	
				ND: -0.300	_____	_____	_____	_____	_____	
				Final: 13.850	13.150	11.850	14.800	13.450	12.650	79.750
				Place: 13T	15	28	1	14T	19T	17
18	37	Gage Dyer	Univ of Oklahoma	Diff: 5.500	4.600	4.000	5.200	5.000	5.000	
				Exec: 8.500	8.500	8.200	8.550	8.050	8.300	
				ND: _____	_____	_____	_____	_____	_____	
				Final: 14.000	13.100	12.200	13.750	13.050	13.300	79.400
				Place: 9T	16T	25T	23T	23T	8	18
19	59	Jacob Moore	Univ of Michigan	Diff: 5.600	5.400	4.400	4.800	4.600	4.500	
				Exec: 8.700	8.200	7.950	9.350	8.500	7.200	
				ND: -0.300	_____	_____	-0.100	_____	_____	
				Final: 14.000	13.600	12.350	14.050	13.100	11.700	78.800
				Place: 9T	9T	24	15T	21T	30	19
20	18	Alexei Vernyi	Univ of Oklahoma	Diff: 5.500	4.200	4.400	5.200	4.900	4.700	
				Exec: 8.450	8.000	8.550	8.900	8.050	7.800	
				ND: -0.100	_____	_____	_____	_____	_____	
				Final: 13.850	12.200	12.950	14.100	12.950	12.500	78.550
				Place: 13T	25	21T	13T	26T	22	20

2018 U.S. Championships - Men Day 1

Meet Results

Aug 16, 2018

Rank	Num	Name	Gym							AA
21	20	Shane Wiskus	Univ of Minnesota	Diff: 5.900	5.000	5.200	5.200	5.900	5.300	
				Exec: 6.900	6.900	7.900	8.100	7.850	8.150	
				ND: -0.300						
				Final: 12.500	11.900	13.100	13.300	13.750	13.450	78.000
				Place: 26T	27	17T	28	11T	6	21
22	76	Bennet Huang	Univ of Iowa	Diff: 5.500	5.300	4.800	4.800	4.800	4.400	
				Exec: 7.350	8.250	7.000	9.250	8.100	8.400	
				ND:						
				Final: 12.850	13.550	11.800	14.050	12.900	12.800	77.950
				Place: 24T	11T	29	15T	29	17T	22
23	24	Seth Delbridge	Ohio State	Diff: 4.900	4.300	4.300	5.200	5.000	5.100	
				Exec: 7.550	8.400	7.850	8.650	8.350	7.300	
				ND:			-0.100			
				Final: 12.450	12.700	12.150	13.750	13.350	12.400	76.800
				Place: 28	23	27	23T	17T	24	23
24	26	Jake Brodarzon	Univ of Iowa	Diff: 5.200	4.000	5.100	4.800	4.900	4.000	
				Exec: 7.650	7.800	7.900	9.150	7.500	8.200	
				ND:						
				Final: 12.850	11.800	13.000	13.950	12.400	12.200	76.200
				Place: 24T	28	20	17*	30	25T	24
25	34	Kyte Crigger	UC - Berkeley	Diff: 5.200	4.000	4.500	4.800	5.000	4.400	
				Exec: 8.400	6.000	7.700	9.350	8.000	7.750	
				ND:			-0.300			
				Final: 13.600	10.000	12.200	13.850	13.000	12.150	74.800
				Place: 18T	30	25T	19T	25	27T	25
26	41	Jalon Stephens	Univ of Minnesota	Diff: 5.200	4.300	5.100	4.800	5.200	5.100	
				Exec: 6.850	4.000	8.100	8.900	7.850	8.050	
				ND:			-0.100			
				Final: 12.050	8.300	13.200	13.600	13.050	13.150	73.350
				Place: 29	31	15T	26	23T	9T	26
27	30	Alex Diab	Univ of Illinois	Diff: 5.700	___	5.700	4.800	___	5.200	
				Exec: 8.300	___	8.800	8.850	___	7.350	
				ND: -0.100						
				Final: 13.900	___	14.500	13.650	___	12.550	54.600
				Place: 12	32*	2	25	31*	21	27
28	57	Sebastian Quiana	Univ of Illinois	Diff: 5.500	___	___	4.800	5.200	4.600	
				Exec: 8.200	___	___	9.150	7.900	7.250	
				ND: -0.100						
				Final: 13.600	___	___	13.950	13.100	11.850	52.500
				Place: 18T	32*	31*	17*	21T	29	28
29	42	William Jeffreys	eNeRGyKidz	Diff: 5.300	___	5.200	4.400	___	4.500	
				Exec: 7.200	___	6.250	8.950	___	6.650	
				ND:			-0.100			
				Final: 12.500	___	11.450	13.250	___	11.150	48.350
				Place: 26T	32*	30	29	31*	32	29
30	13	Tyler Schaal	Universal	Diff: 4.900	4.600	6.100	5.200	___	___	
				Exec: 6.500	5.550	6.950	7.900	___	___	
				ND:						
				Final: 11.400	10.150	13.050	13.100	___	___	47.700
				Place: 30	29	19	30	31*	33*	30

2018 U.S. Championships - Men Day 1

Meet Results







Aug 16, 2018

Page: 4

Printed: 8/16/2018 9:54 PM

Men / SR / Senior

Session: 2M

Rank	Num	Name	Gym							AA	
31	48	Adrian De Los Angeles	USOTC	Diff:	5.000	0.000	5.500	5.000		
				Exec:	7.950	0.000	8.250	8.100		
				ND:					
				Final:	12.950	0.000	13.750	13.100	39.800	
				Place:	31*	19	31*	31*	11T	11T	31
32	19	Ellis Mannon	Univ of Minnesota	Diff:	5.900	5.400	4.300		
				Exec:	8.550	8.050	7.200		
				ND:				
				Final:	14.450	13.450	11.500	39.400	
				Place:	31*	4	31*	31*	14T	31	32
33	29	Donnell Whittenburg	USOTC	Diff:	5.900	6.300		
				Exec:	8.250	6.850		
				ND:		
				Final:	14.150	13.150	27.300	
				Place:	31*	32*	6	31*	20	33*	33
34	15	Kyle King	Univ of Nebraska	Diff:	5.100	4.100		
				Exec:	7.000	8.050		
				ND:		
				Final:	12.100	12.150	24.250	
				Place:	31*	26	31*	31*	31*	27T	34
35	6	Stephen Nedoroscik	Penn State	Diff:	6.200		
				Exec:	8.900		
				ND:		
				Final:	15.100	15.100	
				Place:	31*	2	31*	31*	31*	33*	35

2018 U.S. Championships - Men Day 2

Meet Results - Multi







Aug 18, 2018

Page: 1
Printed: 8/18/2018 5:51:55 PM

Men / SR / Senior

Session: 4M

Judge's Signatures

Rank	Num	Name/Gym								AA
1	22	Sam Mikulak USOTC	Prelims	Final: 14.750	13.650	14.350	14.400	14.300	13.700	85.150
				D/E: 5.7 / 9.050	6.0 / 7.650	5.7 / 8.650	5.2 / 9.200	6.1 / 8.200	6.1 / 7.600	ND:
			Finals	Final: 14.350	14.950	14.250	14.250	15.250	14.700	87.750
				D/E: 5.7 / 8.650	6.0 / 8.950	5.7 / 8.550	5.2 / 9.050	6.4 / 8.850	6.1 / 8.600	ND:
Combined Total: 172.900										
2	4	Yul Moldauer Univ of Oklahoma	Prelims	Final: 14.250	12.900	14.400	14.700	13.800	12.650	82.700
				D/E: 6.0 / 8.550	5.5 / 7.400	5.7 / 8.700	5.2 / 9.500	5.8 / 8.000	5.5 / 7.150	ND:
			Finals	Final: 14.500	14.400	14.250	14.450	14.300	13.550	85.450
				D/E: 5.7 / 8.800	5.6 / 8.800	5.7 / 8.550	5.2 / 9.250	5.9 / 8.400	5.0 / 8.550	ND:
Combined Total: 168.150										
3	1	Allan Bower Univ of Oklahoma	Prelims	Final: 14.150	14.800	13.700	14.350	13.900	12.950	83.850
				D/E: 5.6 / 8.550	6.1 / 8.700	5.5 / 8.200	5.2 / 9.150	5.6 / 8.300	4.9 / 8.050	ND:
			Finals	Final: 14.200	14.400	13.900	14.050	13.650	12.900	83.100
				D/E: 5.6 / 8.600	6.1 / 8.300	5.5 / 8.400	5.2 / 8.950	5.6 / 8.050	4.9 / 8.000	ND:
Combined Total: 166.950										
4	3	Donothan Bailey USOTC	Prelims	Final: 14.100	13.850	13.200	14.450	14.150	13.800	83.550
				D/E: 5.5 / 8.600	6.2 / 7.650	4.9 / 8.300	5.2 / 9.250	6.1 / 8.050	5.5 / 8.300	ND:
			Finals	Final: 14.050	14.200	12.850	14.200	14.200	13.750	83.250
				D/E: 5.5 / 8.550	6.2 / 8.000	4.9 / 7.950	5.2 / 9.100	6.0 / 8.200	5.5 / 8.250	ND:
Combined Total: 166.800										
5	7	Alec Yoder Ohio State	Prelims	Final: 13.700	15.150	13.700	13.850	14.000	13.000	83.400
				D/E: 5.5 / 8.200	6.3 / 8.850	5.5 / 8.200	4.8 / 9.050	5.0 / 9.000	5.4 / 7.600	ND:
			Finals	Final: 13.850	14.700	13.850	13.750	13.950	13.050	83.150
				D/E: 5.5 / 8.350	6.2 / 8.500	5.5 / 8.350	4.8 / 8.950	5.0 / 8.950	5.4 / 7.650	ND:
Combined Total: 166.550										
6	27	Akash Modi Stanford	Prelims	Final: 14.350	14.100	13.500	14.300	14.100	13.750	84.100
				D/E: 5.9 / 8.450	6.1 / 8.000	5.4 / 8.100	5.2 / 9.200	6.2 / 7.900	6.0 / 7.750	ND:
			Finals	Final: 13.950	13.850	13.850	14.300	12.400	13.100	81.450
				D/E: 5.9 / 8.050	6.1 / 7.750	5.4 / 8.450	5.2 / 9.100	6.2 / 6.200	6.0 / 7.100	ND:
Combined Total: 165.550										
7	32	Cameron Bock Univ of Michigan	Prelims	Final: 13.850	13.650	13.700	13.800	13.900	13.100	82.000
				D/E: 5.6 / 8.250	5.4 / 8.250	5.4 / 8.300	4.8 / 9.000	5.9 / 8.000	5.4 / 7.700	ND:
			Finals	Final: 13.800	13.000	13.550	13.600	13.850	13.400	81.200
				D/E: 5.6 / 8.200	5.4 / 7.600	5.4 / 8.150	4.8 / 8.900	5.9 / 7.950	5.4 / 8.000	ND:
Combined Total: 163.200										







2018 U.S. Championships - Men Day 2

Meet Results - Multi

Aug 18, 2018

Page: 2
Printed: 8/18/2018 5:51:55 PM

Men / SR / Senior
Session: 4M

Rank	Num	Name/Gym								AA
8	33	Colin VanWicklen Cypress Academy	Prelims	Final: 13.600	13.400	13.550	14.200	12.950	13.950	81.650
				D/E: 5.3 / 8.300	4.5 / 8.900	5.2 / 8.350	5.6 / 8.900	5.4 / 7.550	5.7 / 8.250	ND: -0.3
			Finals	Final: 13.900	12.550	13.600	14.700	13.600	13.050	81.400
				D/E: 5.3 / 8.700	4.1 / 8.450	5.2 / 8.400	5.6 / 9.100	5.4 / 8.200	5.3 / 7.750	ND: -0.1
<u>Combined Total:</u>										<u>163.050</u>
9	43	Genki Suzuki Univ of Oklahoma	Prelims	Final: 14.050	13.600	12.600	13.800	13.800	13.400	81.250
				D/E: 5.2 / 8.850	5.5 / 8.100	4.8 / 7.800	4.8 / 9.100	5.1 / 8.700	5.3 / 8.100	ND: -0.1
			Finals	Final: 13.950	13.350	13.250	13.850	13.600	13.550	81.550
				D/E: 5.2 / 8.750	5.5 / 7.850	4.4 / 8.850	4.8 / 9.050	5.1 / 8.500	5.3 / 8.250	ND:
<u>Combined Total:</u>										<u>162.800</u>
10	36	Kanji Oyama USOTC	Prelims	Final: 14.350	12.600	13.600	14.200	13.500	12.950	81.200
				D/E: 5.9 / 8.450	5.1 / 7.500	5.5 / 8.100	5.2 / 9.100	5.7 / 7.800	5.0 / 7.950	ND: -0.1
			Finals	Final: 14.300	13.500	13.400	12.950	13.450	13.350	80.950
				D/E: 5.8 / 8.500	5.1 / 8.400	5.4 / 8.000	5.2 / 8.050	5.7 / 7.750	5.0 / 8.350	ND: -0.3
<u>Combined Total:</u>										<u>162.150</u>
11	49	Sean Melton Ohio State	Prelims	Final: 13.050	13.000	14.200	14.400	13.950	13.000	81.600
				D/E: 5.5 / 7.550	4.7 / 8.300	5.8 / 8.400	5.2 / 9.200	5.8 / 8.150	5.5 / 7.500	ND:
			Finals	Final: 13.550	12.900	14.300	14.300	12.100	12.550	79.700
				D/E: 5.4 / 8.150	4.8 / 8.100	5.8 / 8.500	5.2 / 9.100	5.0 / 7.100	5.1 / 7.450	ND:
<u>Combined Total:</u>										<u>161.300</u>
12	21	Robert Neff Stanford	Prelims	Final: 13.950	13.500	13.350	14.200	13.350	13.700	82.050
				D/E: 5.4 / 8.550	5.0 / 8.500	4.7 / 8.650	4.8 / 9.400	5.3 / 8.050	5.9 / 7.800	ND:
			Finals	Final: 13.700	12.200	13.250	14.000	12.750	13.100	79.000
				D/E: 5.4 / 8.300	5.0 / 7.200	4.7 / 8.550	4.8 / 9.200	5.1 / 7.650	5.4 / 7.700	ND:
<u>Combined Total:</u>										<u>161.050</u>
13	14	Trevor Howard Ohio State	Prelims	Final: 13.400	12.750	14.550	13.350	13.850	12.200	80.100
				D/E: 5.4 / 8.000	4.5 / 8.250	5.9 / 8.650	5.2 / 8.150	5.4 / 8.450	4.8 / 7.400	ND:
			Finals	Final: 13.950	11.750	14.650	14.250	13.950	11.900	80.450
				D/E: 5.4 / 8.550	4.4 / 7.350	5.9 / 8.750	5.2 / 9.050	5.4 / 8.550	5.1 / 6.800	ND:
<u>Combined Total:</u>										<u>160.550</u>
14	9	Grant Breckenridge Stanford	Prelims	Final: 14.350	12.900	13.400	14.100	12.950	12.800	80.500
				D/E: 5.1 / 9.250	4.5 / 8.400	4.6 / 8.800	4.8 / 9.300	4.8 / 8.150	5.6 / 7.200	ND:
			Finals	Final: 13.100	13.050	12.600	14.100	13.750	12.850	79.450
				D/E: 4.9 / 8.200	4.5 / 8.550	4.6 / 8.000	4.8 / 9.300	4.8 / 8.950	5.2 / 7.650	ND:
<u>Combined Total:</u>										<u>159.950</u>







2018 U.S. Championships - Men Day 2

Meet Results - Multi

Aug 18, 2018

Page: 3
Printed: 8/18/2018 5:51:55 PM

Men / SR / Senior
Session: 4M

Rank	Num	Name/Gym								AA
15	11	Kiwan Watts Arizona State	Prelims	Final: 13.600	13.100	12.950	14.200	13.400	13.150	80.400
				D/E: 5.5 / 8.100	4.7 / 8.400	4.7 / 8.250	4.8 / 9.400	5.2 / 8.200	4.7 / 8.450	ND:
			Finals	Final: 13.800	12.850	13.300	14.100	12.400	12.650	79.100
				D/E: 5.5 / 8.300	4.7 / 8.150	4.7 / 8.600	4.8 / 9.300	4.5 / 7.900	4.7 / 7.950	ND:
Combined Total: 159.500										
16	16	Tanner Justus Univ of Oklahoma	Prelims	Final: 13.850	13.550	13.100	14.450	13.350	12.450	80.750
				D/E: 5.4 / 8.450	5.0 / 8.550	4.9 / 8.200	5.2 / 9.250	5.1 / 8.250	4.3 / 8.150	ND:
			Finals	Final: 13.350	13.250	13.400	13.100	12.350	12.450	77.900
				D/E: 5.4 / 7.950	5.0 / 8.250	4.9 / 8.500	5.2 / 8.000	5.1 / 7.250	4.3 / 8.150	ND: -0.1
Combined Total: 158.650										
17	8	Anthony Stephenson Univ of Nebraska	Prelims	Final: 13.850	13.150	11.850	14.800	13.450	12.650	79.750
				D/E: 5.6 / 8.550	5.2 / 7.950	3.3 / 8.550	5.2 / 9.600	5.2 / 8.250	4.7 / 7.950	ND: -0.3
			Finals	Final: 13.350	12.900	11.900	14.750	13.500	12.150	78.550
				D/E: 5.2 / 8.150	5.5 / 7.400	3.3 / 8.600	5.2 / 9.550	4.9 / 8.600	5.0 / 7.150	ND:
Combined Total: 158.300										
18	18	Alexei Vernyi Univ of Oklahoma	Prelims	Final: 13.850	12.200	12.950	14.100	12.950	12.500	78.550
				D/E: 5.5 / 8.450	4.2 / 8.000	4.4 / 8.550	5.2 / 8.900	4.9 / 8.050	4.7 / 7.800	ND: -0.1
			Finals	Final: 13.300	12.600	13.100	14.050	13.300	12.900	79.250
				D/E: 5.5 / 7.800	4.1 / 8.500	4.4 / 8.700	5.2 / 8.950	4.9 / 8.400	4.7 / 8.200	ND: -0.1
Combined Total: 157.800										
19	20	Shane Wiskus Univ of Minnesota	Prelims	Final: 12.500	11.900	13.100	13.300	13.750	13.450	78.000
				D/E: 5.9 / 6.900	5.0 / 6.900	5.2 / 7.900	5.2 / 8.100	5.9 / 7.850	5.3 / 8.150	ND: -0.3
			Finals	Final: 13.000	13.200	13.800	14.300	12.300	13.150	79.750
				D/E: 5.5 / 7.600	5.0 / 8.200	4.9 / 8.900	4.8 / 9.500	5.2 / 7.100	5.3 / 7.850	ND: -0.1
Combined Total: 157.750										
20	37	Gage Dyer Univ of Oklahoma	Prelims	Final: 14.000	13.100	12.200	13.750	13.050	13.300	79.400
				D/E: 5.5 / 8.500	4.6 / 8.500	4.0 / 8.200	5.2 / 8.550	5.0 / 8.050	5.0 / 8.300	ND:
			Finals	Final: 14.250	12.550	12.350	12.850	13.350	12.900	78.250
				D/E: 5.5 / 8.750	4.6 / 7.950	4.2 / 8.150	5.2 / 7.950	5.0 / 8.350	5.1 / 7.800	ND: -0.3
Combined Total: 157.650										
21	59	Jacob Moore Univ of Michigan	Prelims	Final: 14.000	13.600	12.350	14.050	13.100	11.700	78.800
				D/E: 5.6 / 8.700	5.4 / 8.200	4.4 / 7.950	4.8 / 9.350	4.6 / 8.500	4.5 / 7.200	ND: -0.3
			Finals	Final: 14.050	12.650	12.300	13.850	12.950	12.850	78.650
				D/E: 5.6 / 8.550	5.4 / 7.250	4.4 / 7.900	4.8 / 9.150	4.6 / 8.350	4.6 / 8.250	ND: -0.1
Combined Total: 157.450										







2018 U.S. Championships - Men Day 2

Meet Results - Multi

Aug 18, 2018

Page: 4
Printed: 8/18/2018 5:51:55 PM

Men / SR / Senior
Session: 4M

Rank	Num	Name/Gym								AA
22	76	Bennet Huang Univ of Iowa	Prelims	Final: 12.850	13.550	11.800	14.050	12.900	12.800	77.950
				D/E: 5.5 / 7.350	5.3 / 8.250	4.8 / 7.000	4.8 / 9.250	4.8 / 8.100	4.4 / 8.400	ND:
			Finals	Final: 13.550	13.650	12.250	13.850	12.300	12.950	78.550
				D/E: 5.5 / 8.350	5.6 / 8.050	4.8 / 7.450	4.8 / 9.050	4.8 / 7.500	4.4 / 8.550	ND: -0.3
Combined Total: 156.500										
23	24	Seth Delbridge Ohio State	Prelims	Final: 12.450	12.700	12.150	13.750	13.350	12.400	76.800
				D/E: 4.9 / 7.550	4.3 / 8.400	4.3 / 7.850	5.2 / 8.650	5.0 / 8.350	5.1 / 7.300	ND: -0.1
			Finals	Final: 12.850	12.500	12.150	13.800	13.150	12.250	76.700
				D/E: 5.1 / 7.750	4.3 / 8.200	4.4 / 7.750	4.8 / 9.000	5.0 / 8.150	5.1 / 7.150	ND:
Combined Total: 153.500										
24	26	Jake Brodarzon Univ of Iowa	Prelims	Final: 12.850	11.800	13.000	13.950	12.400	12.200	76.200
				D/E: 5.2 / 7.650	4.0 / 7.800	5.1 / 7.900	4.8 / 9.150	4.9 / 7.500	4.0 / 8.200	ND:
			Finals	Final: 12.800	11.150	12.150	13.800	12.350	12.150	74.400
				D/E: 5.2 / 7.600	4.0 / 7.150	5.1 / 7.050	4.8 / 9.100	4.9 / 7.450	4.0 / 8.150	ND: -0.1
Combined Total: 150.600										
25	34	Kyte Crigger UC - Berkeley	Prelims	Final: 13.600	10.000	12.200	13.850	13.000	12.150	74.800
				D/E: 5.2 / 8.400	4.0 / 6.000	4.5 / 7.700	4.8 / 9.350	5.0 / 8.000	4.4 / 7.750	ND: -0.3
			Finals	Final: 13.550	9.950	11.700	14.050	12.050	12.250	73.550
				D/E: 5.2 / 8.350	3.9 / 6.050	4.5 / 7.200	4.8 / 9.350	5.0 / 7.050	4.4 / 7.850	ND: -0.1
Combined Total: 148.350										
26	41	Jalon Stephens Univ of Minnesota	Prelims	Final: 12.050	8.300	13.200	13.600	13.050	13.150	73.350
				D/E: 5.2 / 6.850	4.3 / 4.000	5.1 / 8.100	4.8 / 8.900	5.2 / 7.850	5.1 / 8.050	ND: -0.1
			Finals	Final: 0.000	0.000	13.100	0.000	10.500	12.900	36.500
				D/E: 0.0 / 0.000	0.0 / 0.000	4.8 / 8.300	0.0 / 0.000	4.5 / 6.000	5.1 / 7.800	ND:
Combined Total: 109.850										
27	57	Sebastian Quiana Univ of Illinois	Prelims	Final: 13.600	___	___	13.950	13.100	11.850	52.500
				D/E: 5.5 / 8.200			4.8 / 9.150	5.2 / 7.900	4.6 / 7.250	ND: -0.1
			Finals	Final: 13.450	___	___	13.700	13.000	12.800	52.950
				D/E: 5.4 / 8.050			4.8 / 8.900	5.2 / 7.800	4.9 / 7.900	ND:
Combined Total: 105.450										
28	42	William Jeffreys eNeRGyKidz	Prelims	Final: 12.500	___	11.450	13.250	___	11.150	48.350
				D/E: 5.3 / 7.200		5.2 / 6.250	4.4 / 8.950		4.5 / 6.650	ND: -0.1
			Finals	Final: 13.500	___	13.250	13.200	___	12.350	52.300
				D/E: 5.3 / 8.200		5.3 / 7.950	4.4 / 8.800		5.0 / 7.350	ND:
Combined Total: 100.650										

2018 U.S. Championships - Men Day 2







Meet Results - Multi

Aug 18, 2018

Page: 5
Printed: 8/18/2018 5:51:55 PM

Men / SR / Senior

Session: 4M

Rank	Num	Name/Gym								AA
29	13	Tyler Schaal Universal	Prelims	Final: 11.400	10.150	13.050	13.100	—	—	47.700
				D/E: 4.9 / 6.500	4.6 / 5.550	6.1 / 6.950	5.2 / 7.900			
			ND:							
			Finals	Final: 11.550	9.550	12.350	13.500	—	—	46.950
				D/E: 5.0 / 6.550	4.4 / 5.150	6.1 / 6.250	5.2 / 8.300			
				ND:						
										Combined Total: 94.650
30	48	Adrian De Los Angeles USOTC	Prelims	Final: —	12.950	—	0.000	13.750	13.100	39.800
				D/E: —	5.0 / 7.950	—	0.0 / 0.000	5.5 / 8.250	5.0 / 8.100	
				ND:						
			Finals	Final: —	13.700	—	—	13.200	13.150	40.050
				D/E: —	5.2 / 8.500	—	—	5.5 / 7.700	5.0 / 8.150	
				ND:						
										Combined Total: 79.850
31	19	Ellis Mannon Univ of Minnesota	Prelims	Final: —	14.450	—	—	13.450	11.500	39.400
				D/E: —	5.9 / 8.550	—	—	5.4 / 8.050	4.3 / 7.200	
				ND:						
			Finals	Final: —	14.400	—	—	12.500	11.950	38.850
				D/E: —	5.9 / 8.500	—	—	5.4 / 7.100	4.5 / 7.450	
				ND:						
										Combined Total: 78.250
32	30	Alex Diab Univ of Illinois	Prelims	Final: 13.900	—	14.500	13.650	—	12.550	54.600
				D/E: 5.7 / 8.300	—	5.7 / 8.800	4.8 / 8.850	—	5.2 / 7.350	
				ND: -0.1						
			Finals	Final: 0.000	—	14.450	0.000	—	0.000	14.450
				D/E: 0.0 / 0.000	—	5.7 / 8.750	0.0 / 0.000	—	0.0 / 0.000	
				ND:						
										Combined Total: 69.050
33	29	Donnell Whittenburg USOTC	Prelims	Final: —	—	14.150	—	13.150	—	27.300
				D/E: —	—	5.9 / 8.250	—	6.3 / 6.850	—	
				ND:						
			Finals	Final: —	—	14.400	—	13.800	—	28.200
				D/E: —	—	5.9 / 8.500	—	6.3 / 7.500	—	
				ND:						
										Combined Total: 55.500
34	15	Kyle King Univ of Nebraska	Prelims	Final: —	12.100	—	—	—	12.150	24.250
				D/E: —	5.1 / 7.000	—	—	—	4.1 / 8.050	
				ND:						
			Finals	Final: —	9.550	—	—	—	0.000	9.550
				D/E: —	5.1 / 4.450	—	—	—	0.0 / 0.000	
				ND:						
										Combined Total: 33.800
35	6	Stephen Nedoroscik Penn State	Prelims	Final: —	15.100	—	—	—	—	15.100
				D/E: —	6.2 / 8.900	—	—	—	—	
				ND:						
			Finals	Final: —	12.000	—	—	—	—	12.000
				D/E: —	6.2 / 5.800	—	—	—	—	
				ND:						
										Combined Total: 27.100

2018 U.S. Championships - Men Day 2

Event Results - Multi

Aug 18, 2018

#1 = 2018 U.S. Championships - Men Day 2: 100%

#2 = 2018 U.S. Championships - Men Day 1: 100%



Place	Num	Name	Gym		#2	#1	Score
1	22	Sam Mikulak	USOTC	Fin:	14.750	14.350	29.100
				D:	5.700	5.700	
				E:	9.050	8.650	
				ND:			
2	4	Yul Moldauer	Univ of Oklahoma	Fin:	14.250	14.500	28.750
				D:	6.000	5.700	
				E:	8.550	8.800	
				ND:	-0.300		
3	36	Kanji Oyama	USOTC	Fin:	14.350	14.300	28.650
				D:	5.900	5.800	
				E:	8.450	8.500	
				ND:			
4	1	Allan Bower	Univ of Oklahoma	Fin:	14.150	14.200	28.350
				D:	5.600	5.600	
				E:	8.550	8.600	
				ND:			
5	27	Akash Modi	Stanford	Fin:	14.350	13.950	28.300
				D:	5.900	5.900	
				E:	8.450	8.050	
				ND:			
6	37	Gage Dyer	Univ of Oklahoma	Fin:	14.000	14.250	28.250
				D:	5.500	5.500	
				E:	8.500	8.750	
				ND:			
7	3	Donothan Bailey	USOTC	Fin:	14.100	14.050	28.150
				D:	5.500	5.500	
				E:	8.600	8.550	
				ND:			
8	59	Jacob Moore	Univ of Michigan	Fin:	14.000	14.050	28.050
				D:	5.600	5.600	
				E:	8.700	8.550	
				ND:	-0.300	-0.100	
9	43	Genki Suzuki	Univ of Oklahoma	Fin:	14.050	13.950	28.000
				D:	5.200	5.200	
				E:	8.850	8.750	
				ND:			
10T	32	Cameron Bock	Univ of Michigan	Fin:	13.850	13.800	27.650
				D:	5.600	5.600	
				E:	8.250	8.200	
				ND:			
10T	21	Robert Neff	Stanford	Fin:	13.950	13.700	27.650
				D:	5.400	5.400	
				E:	8.550	8.300	
				ND:			
12	7	Alec Yoder	Ohio State	Fin:	13.700	13.850	27.550
				D:	5.500	5.500	
				E:	8.200	8.350	
				ND:			

2018 U.S. Championships - Men Day 2

Event Results - Multi

Aug 18, 2018

#1 = 2018 U.S. Championships - Men Day 2: 100%

#2 = 2018 U.S. Championships - Men Day 1: 100%



Place	Num	Name	Gym		#2	#1	Score
13	33	Colin VanWicklen	Cypress Academy	Fin:	13.600	13.900	27.500
				D:	5.300	5.300	
				E:	8.300	8.700	
				ND:		-0.100	
14	9	Grant Breckenridge	Stanford	Fin:	14.350	13.100	27.450
				D:	5.100	4.900	
				E:	9.250	8.200	
				ND:			
15	11	Kiwan Watts	Arizona State	Fin:	13.600	13.800	27.400
				D:	5.500	5.500	
				E:	8.100	8.300	
				ND:			
16	14	Trevor Howard	Ohio State	Fin:	13.400	13.950	27.350
				D:	5.400	5.400	
				E:	8.000	8.550	
				ND:			
17T	8	Anthony Stephenson	Univ of Nebraska	Fin:	13.850	13.350	27.200
				D:	5.600	5.200	
				E:	8.550	8.150	
				ND:	-0.300		
17T	16	Tanner Justus	Univ of Oklahoma	Fin:	13.850	13.350	27.200
				D:	5.400	5.400	
				E:	8.450	7.950	
				ND:			
19T	18	Alexei Vernyi	Univ of Oklahoma	Fin:	13.850	13.300	27.150
				D:	5.500	5.500	
				E:	8.450	7.800	
				ND:	-0.100		
19T	34	Kyte Crigger	UC - Berkeley	Fin:	13.600	13.550	27.150
				D:	5.200	5.200	
				E:	8.400	8.350	
				ND:			
21	57	Sebastian Quiana	Univ of Illinois	Fin:	13.600	13.450	27.050
				D:	5.500	5.400	
				E:	8.200	8.050	
				ND:	-0.100		
22	49	Sean Melton	Ohio State	Fin:	13.050	13.550	26.600
				D:	5.500	5.400	
				E:	7.550	8.150	
				ND:			
23	76	Bennet Huang	Univ of Iowa	Fin:	12.850	13.550	26.400
				D:	5.500	5.500	
				E:	7.350	8.350	
				ND:		-0.300	
24	42	William Jeffreys	eNeRGyKidz	Fin:	12.500	13.500	26.000
				D:	5.300	5.300	
				E:	7.200	8.200	
				ND:			

2018 U.S. Championships - Men Day 2

Event Results - Multi

Aug 18, 2018

#1 = 2018 U.S. Championships - Men Day 2: 100%

#2 = 2018 U.S. Championships - Men Day 1: 100%



Place	Num	Name	Gym		#2	#1	Score
25	26	Jake Brodarzon	Univ of Iowa	Fin:	12.850	12.800	25.650
				D:	5.200	5.200	
				E:	7.650	7.600	
				ND:			
26	20	Shane Wiskus	Univ of Minnesota	Fin:	12.500	13.000	25.500
				D:	5.900	5.500	
				E:	6.900	7.600	
				ND:	-0.300	-0.100	
27	24	Seth Delbridge	Ohio State	Fin:	12.450	12.850	25.300
				D:	4.900	5.100	
				E:	7.550	7.750	
				ND:			
28	13	Tyler Schaal	Universal	Fin:	11.400	11.550	22.950
				D:	4.900	5.000	
				E:	6.500	6.550	
				ND:			
29	30	Alex Diab	Univ of Illinois	Fin:	13.900	0.000	13.900
				D:	5.700	0.000	
				E:	8.300	0.000	
				ND:	-0.100		
30	41	Jalon Stephens	Univ of Minnesota	Fin:	12.050	0.000	12.050
				D:	5.200	0.000	
				E:	6.850	0.000	
				ND:			

2018 U.S. Championships - Men Day 2

Event Results - Multi

Aug 18, 2018

#1 = 2018 U.S. Championships - Men Day 2: 100%

#2 = 2018 U.S. Championships - Men Day 1: 100%



Place	Num	Name	Gym		#2	#1	Score
1	7	Alec Yoder	Ohio State	Fin:	15.150	14.700	29.850
				D:	6.300	6.200	
				E:	8.850	8.500	
				ND:			
2	1	Allan Bower	Univ of Oklahoma	Fin:	14.800	14.400	29.200
				D:	6.100	6.100	
				E:	8.700	8.300	
				ND:			
3	19	Ellis Mannon	Univ of Minnesota	Fin:	14.450	14.400	28.850
				D:	5.900	5.900	
				E:	8.550	8.500	
				ND:			
4	22	Sam Mikulak	USOTC	Fin:	13.650	14.950	28.600
				D:	6.000	6.000	
				E:	7.650	8.950	
				ND:			
5	3	Donothan Bailey	USOTC	Fin:	13.850	14.200	28.050
				D:	6.200	6.200	
				E:	7.650	8.000	
				ND:			
6	27	Akash Modi	Stanford	Fin:	14.100	13.850	27.950
				D:	6.100	6.100	
				E:	8.000	7.750	
				ND:			
7	4	Yul Moldauer	Univ of Oklahoma	Fin:	12.900	14.400	27.300
				D:	5.500	5.600	
				E:	7.400	8.800	
				ND:			
8	76	Bennet Huang	Univ of Iowa	Fin:	13.550	13.650	27.200
				D:	5.300	5.600	
				E:	8.250	8.050	
				ND:			
9	6	Stephen Nedoroscik	Penn State	Fin:	15.100	12.000	27.100
				D:	6.200	6.200	
				E:	8.900	5.800	
				ND:			
10	43	Genki Suzuki	Univ of Oklahoma	Fin:	13.600	13.350	26.950
				D:	5.500	5.500	
				E:	8.100	7.850	
				ND:			
11	16	Tanner Justus	Univ of Oklahoma	Fin:	13.550	13.250	26.800
				D:	5.000	5.000	
				E:	8.550	8.250	
				ND:			
12T	32	Cameron Bock	Univ of Michigan	Fin:	13.650	13.000	26.650
				D:	5.400	5.400	
				E:	8.250	7.600	
				ND:			

2018 U.S. Championships - Men Day 2

Event Results - Multi

Aug 18, 2018

#1 = 2018 U.S. Championships - Men Day 2: 100%

#2 = 2018 U.S. Championships - Men Day 1: 100%



Place	Num	Name	Gym		#2	#1	Score
12T	48	Adrian De Los Angeles	USOTC	Fin:	12.950	13.700	26.650
				D:	5.000	5.200	
				E:	7.950	8.500	
				ND:			
14	59	Jacob Moore	Univ of Michigan	Fin:	13.600	12.650	26.250
				D:	5.400	5.400	
				E:	8.200	7.250	
				ND:			
15	36	Kanji Oyama	USOTC	Fin:	12.600	13.500	26.100
				D:	5.100	5.100	
				E:	7.500	8.400	
				ND:			
16	8	Anthony Stephenson	Univ of Nebraska	Fin:	13.150	12.900	26.050
				D:	5.200	5.500	
				E:	7.950	7.400	
				ND:			
17T	11	Kiwan Watts	Arizona State	Fin:	13.100	12.850	25.950
				D:	4.700	4.700	
				E:	8.400	8.150	
				ND:			
17T	9	Grant Breckenridge	Stanford	Fin:	12.900	13.050	25.950
				D:	4.500	4.500	
				E:	8.400	8.550	
				ND:			
17T	33	Colin VanWicklen	Cypress Academy	Fin:	13.400	12.550	25.950
				D:	4.500	4.100	
				E:	8.900	8.450	
				ND:			
20	49	Sean Melton	Ohio State	Fin:	13.000	12.900	25.900
				D:	4.700	4.800	
				E:	8.300	8.100	
				ND:			
21	21	Robert Neff	Stanford	Fin:	13.500	12.200	25.700
				D:	5.000	5.000	
				E:	8.500	7.200	
				ND:			
22	37	Gage Dyer	Univ of Oklahoma	Fin:	13.100	12.550	25.650
				D:	4.600	4.600	
				E:	8.500	7.950	
				ND:			
23	24	Seth Delbridge	Ohio State	Fin:	12.700	12.500	25.200
				D:	4.300	4.300	
				E:	8.400	8.200	
				ND:			
24	20	Shane Wiskus	Univ of Minnesota	Fin:	11.900	13.200	25.100
				D:	5.000	5.000	
				E:	6.900	8.200	
				ND:			

2018 U.S. Championships - Men Day 2

Event Results - Multi

Aug 18, 2018

Page: 3
Printed: 8/18/2018 5:51:58 PM

Men / SR / Senior
Session: 4M

#1 = 2018 U.S. Championships - Men Day 2: 100%

#2 = 2018 U.S. Championships - Men Day 1: 100%



Place	Num	Name	Gym		#2	#1	Score
25	18	Alexei Vernyi	Univ of Oklahoma	Fin:	12.200	12.600	24.800
				D:	4.200	4.100	
				E:	8.000	8.500	
				ND:			
26	14	Trevor Howard	Ohio State	Fin:	12.750	11.750	24.500
				D:	4.500	4.400	
				E:	8.250	7.350	
				ND:			
27	26	Jake Brodarzon	Univ of Iowa	Fin:	11.800	11.150	22.950
				D:	4.000	4.000	
				E:	7.800	7.150	
				ND:			
28	15	Kyle King	Univ of Nebraska	Fin:	12.100	9.550	21.650
				D:	5.100	5.100	
				E:	7.000	4.450	
				ND:			
29	34	Kyte Crigger	UC - Berkeley	Fin:	10.000	9.950	19.950
				D:	4.000	3.900	
				E:	6.000	6.050	
				ND:			
30	13	Tyler Schaal	Universal	Fin:	10.150	9.550	19.700
				D:	4.600	4.400	
				E:	5.550	5.150	
				ND:			
31	41	Jalon Stephens	Univ of Minnesota	Fin:	8.300	0.000	8.300
				D:	4.300	0.000	
				E:	4.000	0.000	
				ND:			

2018 U.S. Championships - Men Day 2

Page: 1
Printed: 8/18/2018 5:51:59 PM

Event Results - Multi

Men / SR / Senior
Session: 4M

Aug 18, 2018

#1 = 2018 U.S. Championships - Men Day 2: 100%

#2 = 2018 U.S. Championships - Men Day 1: 100%



Place	Num	Name	Gym		#2	#1	Score
1	14	Trevor Howard	Ohio State	Fin:	14.550	14.650	29.200
				D:	5.900	5.900	
				E:	8.650	8.750	
				ND:			
2	30	Alex Diab	Univ of Illinois	Fin:	14.500	14.450	28.950
				D:	5.700	5.700	
				E:	8.800	8.750	
				ND:			
3	4	Yul Moldauer	Univ of Oklahoma	Fin:	14.400	14.250	28.650
				D:	5.700	5.700	
				E:	8.700	8.550	
				ND:			
4	22	Sam Mikulak	USOTC	Fin:	14.350	14.250	28.600
				D:	5.700	5.700	
				E:	8.650	8.550	
				ND:			
5	29	Donnell Whittenburg	USOTC	Fin:	14.150	14.400	28.550
				D:	5.900	5.900	
				E:	8.250	8.500	
				ND:			
6	49	Sean Melton	Ohio State	Fin:	14.200	14.300	28.500
				D:	5.800	5.800	
				E:	8.400	8.500	
				ND:			
7	1	Allan Bower	Univ of Oklahoma	Fin:	13.700	13.900	27.600
				D:	5.500	5.500	
				E:	8.200	8.400	
				ND:			
8	7	Alec Yoder	Ohio State	Fin:	13.700	13.850	27.550
				D:	5.500	5.500	
				E:	8.200	8.350	
				ND:			
9	27	Akash Modi	Stanford	Fin:	13.500	13.850	27.350
				D:	5.400	5.400	
				E:	8.100	8.450	
				ND:			
10	32	Cameron Bock	Univ of Michigan	Fin:	13.700	13.550	27.250
				D:	5.400	5.400	
				E:	8.300	8.150	
				ND:			
11	33	Colin VanWicklen	Cypress Academy	Fin:	13.550	13.600	27.150
				D:	5.200	5.200	
				E:	8.350	8.400	
				ND:			
12	36	Kanji Oyama	USOTC	Fin:	13.600	13.400	27.000
				D:	5.500	5.400	
				E:	8.100	8.000	
				ND:			

2018 U.S. Championships - Men Day 2

Event Results - Multi

Aug 18, 2018

#1 = 2018 U.S. Championships - Men Day 2: 100%

#2 = 2018 U.S. Championships - Men Day 1: 100%



Place	Num	Name	Gym		#2	#1	Score
13	20	Shane Wiskus	Univ of Minnesota	Fin:	13.100	13.800	26.900
				D:	5.200	4.900	
				E:	7.900	8.900	
				ND:			
14	21	Robert Neff	Stanford	Fin:	13.350	13.250	26.600
				D:	4.700	4.700	
				E:	8.650	8.550	
				ND:			
15	16	Tanner Justus	Univ of Oklahoma	Fin:	13.100	13.400	26.500
				D:	4.900	4.900	
				E:	8.200	8.500	
				ND:			
16	41	Jalon Stephens	Univ of Minnesota	Fin:	13.200	13.100	26.300
				D:	5.100	4.800	
				E:	8.100	8.300	
				ND:			
17	11	Kiwan Watts	Arizona State	Fin:	12.950	13.300	26.250
				D:	4.700	4.700	
				E:	8.250	8.600	
				ND:			
18T	3	Donothan Bailey	USOTC	Fin:	13.200	12.850	26.050
				D:	4.900	4.900	
				E:	8.300	7.950	
				ND:			
18T	18	Alexei Vernyi	Univ of Oklahoma	Fin:	12.950	13.100	26.050
				D:	4.400	4.400	
				E:	8.550	8.700	
				ND:			
20	9	Grant Breckenridge	Stanford	Fin:	13.400	12.600	26.000
				D:	4.600	4.600	
				E:	8.800	8.000	
				ND:			
21	43	Genki Suzuki	Univ of Oklahoma	Fin:	12.600	13.250	25.850
				D:	4.800	4.400	
				E:	7.800	8.850	
				ND:			
22	13	Tyler Schaal	Universal	Fin:	13.050	12.350	25.400
				D:	6.100	6.100	
				E:	6.950	6.250	
				ND:			
23	26	Jake Brodarzon	Univ of Iowa	Fin:	13.000	12.150	25.150
				D:	5.100	5.100	
				E:	7.900	7.050	
				ND:			
24	42	William Jeffreys	eNeRGyKidz	Fin:	11.450	13.250	24.700
				D:	5.200	5.300	
				E:	6.250	7.950	
				ND:			

2018 U.S. Championships - Men Day 2

Event Results - Multi

Aug 18, 2018

Page: 3

Printed: 8/18/2018 5:52:00 PM

Men / SR / Senior

Session: 4M

#1 = 2018 U.S. Championships - Men Day 2: 100%

#2 = 2018 U.S. Championships - Men Day 1: 100%



Place	Num	Name	Gym		#2	#1	Score
25	59	Jacob Moore	Univ of Michigan	Fin:	12.350	12.300	24.650
				D:	4.400	4.400	
				E:	7.950	7.900	
				ND:			
26	37	Gage Dyer	Univ of Oklahoma	Fin:	12.200	12.350	24.550
				D:	4.000	4.200	
				E:	8.200	8.150	
				ND:			
27	24	Seth Delbridge	Ohio State	Fin:	12.150	12.150	24.300
				D:	4.300	4.400	
				E:	7.850	7.750	
				ND:			
28	76	Bennet Huang	Univ of Iowa	Fin:	11.800	12.250	24.050
				D:	4.800	4.800	
				E:	7.000	7.450	
				ND:			
29	34	Kyte Crigger	UC - Berkeley	Fin:	12.200	11.700	23.900
				D:	4.500	4.500	
				E:	7.700	7.200	
				ND:			
30	8	Anthony Stephenson	Univ of Nebraska	Fin:	11.850	11.900	23.750
				D:	3.300	3.300	
				E:	8.550	8.600	
				ND:			

2018 U.S. Championships - Men Day 2

Event Results - Multi

Aug 18, 2018

#1 = 2018 U.S. Championships - Men Day 2: 100%

#2 = 2018 U.S. Championships - Men Day 1: 100%



Place	Num	Name	Gym		#2	#1	Score
1	8	Anthony Stephenson	Univ of Nebraska	Fin:	14.800	14.750	29.550
				D:	5.200/0.000	5.200/0.000	
				E:	9.600/0.000	9.550/0.000	
				ND:	/	/	
2	4	Yul Moldauer	Univ of Oklahoma	Fin:	14.700	14.450	29.150
				D:	5.200/0.000	5.200/0.000	
				E:	9.500/0.000	9.250/0.000	
				ND:	/	/	
3	33	Colin VanWicklen	Cypress Academy	Fin:	14.200	14.700	28.900
				D:	5.600/0.000	5.600/0.000	
				E:	8.900/0.000	9.100/0.000	
				ND:	-0.300/	/	
4	49	Sean Melton	Ohio State	Fin:	14.400	14.300	28.700
				D:	5.200/0.000	5.200/0.000	
				E:	9.200/0.000	9.100/0.000	
				ND:	/	/	
5T	3	Donothan Bailey	USOTC	Fin:	14.450	14.200	28.650
				D:	5.200/0.000	5.200/0.000	
				E:	9.250/0.000	9.100/0.000	
				ND:	/	-0.100/	
5T	22	Sam Mikulak	USOTC	Fin:	14.400	14.250	28.650
				D:	5.200/0.000	5.200/0.000	
				E:	9.200/0.000	9.050/0.000	
				ND:	/	/	
7	27	Akash Modi	Stanford	Fin:	14.300	14.300	28.600
				D:	5.200/0.000	5.200/0.000	
				E:	9.200/0.000	9.100/0.000	
				ND:	-0.100/	/	
8	1	Allan Bower	Univ of Oklahoma	Fin:	14.350	14.050	28.400
				D:	5.200/0.000	5.200/0.000	
				E:	9.150/0.000	8.950/0.000	
				ND:	/	-0.100/	
9	11	Kiwan Watts	Arizona State	Fin:	14.200	14.100	28.300
				D:	4.800/0.000	4.800/0.000	
				E:	9.400/0.000	9.300/0.000	
				ND:	/	/	
10T	9	Grant Breckenridge	Stanford	Fin:	14.100	14.100	28.200
				D:	4.800/0.000	4.800/0.000	
				E:	9.300/0.000	9.300/0.000	
				ND:	/	/	
10T	21	Robert Neff	Stanford	Fin:	14.200	14.000	28.200
				D:	4.800/0.000	4.800/0.000	
				E:	9.400/0.000	9.200/0.000	
				ND:	/	/	
12	18	Alexei Vernyi	Univ of Oklahoma	Fin:	14.100	14.050	28.150
				D:	5.200/0.000	5.200/0.000	
				E:	8.900/0.000	8.950/0.000	
				ND:	/	-0.100/	

2018 U.S. Championships - Men Day 2

Event Results - Multi

Aug 18, 2018

#1 = 2018 U.S. Championships - Men Day 2: 100%

#2 = 2018 U.S. Championships - Men Day 1: 100%



Place	Num	Name	Gym		#2	#1	Score
13T	34	Kyte Crigger	UC - Berkeley	Fin:	13.850	14.050	27.900
				D:	4.800/0.000	4.800/0.000	
				E:	9.350/0.000	9.350/0.000	
				ND:	-0.300/	-0.100/	
13T	59	Jacob Moore	Univ of Michigan	Fin:	14.050	13.850	27.900
				D:	4.800/0.000	4.800/0.000	
				E:	9.350/0.000	9.150/0.000	
				ND:	-0.100/	-0.100/	
13T	76	Bennet Huang	Univ of Iowa	Fin:	14.050	13.850	27.900
				D:	4.800/0.000	4.800/0.000	
				E:	9.250/0.000	9.050/0.000	
				ND:	/	/	
16	26	Jake Brodarzon	Univ of Iowa	Fin:	13.950	13.800	27.750
				D:	4.800/0.000	4.800/0.000	
				E:	9.150/0.000	9.100/0.000	
				ND:	/	-0.100/	
17T	43	Genki Suzuki	Univ of Oklahoma	Fin:	13.800	13.850	27.650
				D:	4.800/0.000	4.800/0.000	
				E:	9.100/0.000	9.050/0.000	
				ND:	-0.100/	/	
17T	57	Sebastian Quiana	Univ of Illinois	Fin:	13.950	13.700	27.650
				D:	4.800/0.000	4.800/0.000	
				E:	9.150/0.000	8.900/0.000	
				ND:	/	/	
19T	7	Alec Yoder	Ohio State	Fin:	13.850	13.750	27.600
				D:	4.800/0.000	4.800/0.000	
				E:	9.050/0.000	8.950/0.000	
				ND:	/	/	
19T	14	Trevor Howard	Ohio State	Fin:	13.350	14.250	27.600
				D:	5.200/0.000	5.200/0.000	
				E:	8.150/0.000	9.050/0.000	
				ND:	/	/	
19T	20	Shane Wiskus	Univ of Minnesota	Fin:	13.300	14.300	27.600
				D:	5.200/0.000	4.800/0.000	
				E:	8.100/0.000	9.500/0.000	
				ND:	/	/	
22T	16	Tanner Justus	Univ of Oklahoma	Fin:	14.450	13.100	27.550
				D:	5.200/0.000	5.200/0.000	
				E:	9.250/0.000	8.000/0.000	
				ND:	/	-0.100/	
22T	24	Seth Delbridge	Ohio State	Fin:	13.750	13.800	27.550
				D:	5.200/0.000	4.800/0.000	
				E:	8.650/0.000	9.000/0.000	
				ND:	-0.100/	/	
24	32	Cameron Bock	Univ of Michigan	Fin:	13.800	13.600	27.400
				D:	4.800/0.000	4.800/0.000	
				E:	9.000/0.000	8.900/0.000	
				ND:	/	-0.100/	

2018 U.S. Championships - Men Day 2

Event Results - Multi

Aug 18, 2018

#1 = 2018 U.S. Championships - Men Day 2: 100%

#2 = 2018 U.S. Championships - Men Day 1: 100%



Place	Num	Name	Gym		#2	#1	Score
25	36	Kanji Oyama	USOTC	Fin:	14.200	12.950	27.150
				D:	5.200/0.000	5.200/0.000	
				E:	9.100/0.000	8.050/0.000	
				ND:	-0.100/	-0.300/	
26T	13	Tyler Schaal	Universal	Fin:	13.100	13.500	26.600
				D:	5.200/0.000	5.200/0.000	
				E:	7.900/0.000	8.300/0.000	
				ND:	/	/	
26T	37	Gage Dyer	Univ of Oklahoma	Fin:	13.750	12.850	26.600
				D:	5.200/0.000	5.200/0.000	
				E:	8.550/0.000	7.950/0.000	
				ND:	/	-0.300/	
28	42	William Jeffreys	eNeRGyKidz	Fin:	13.250	13.200	26.450
				D:	4.400/0.000	4.400/0.000	
				E:	8.950/0.000	8.800/0.000	
				ND:	-0.100/	/	
29	30	Alex Diab	Univ of Illinois	Fin:	13.650	0.000	13.650
				D:	4.800/0.000	0.000/0.000	
				E:	8.850/0.000	0.000/0.000	
				ND:	/	/	
30	41	Jalon Stephens	Univ of Minnesota	Fin:	13.600	0.000	13.600
				D:	4.800/0.000	0.000/0.000	
				E:	8.900/0.000	0.000/0.000	
				ND:	-0.100/	/	

2018 U.S. Championships - Men Day 2

Page: 1
Printed: 8/18/2018 5:52:02 PM

Event Results - Multi

Men / SR / Senior
Session: 4M

Aug 18, 2018

#1 = 2018 U.S. Championships - Men Day 2: 100%

#2 = 2018 U.S. Championships - Men Day 1: 100%



Place	Num	Name	Gym		#2	#1	Score
1	22	Sam Mikulak	USOTC	Fin:	14.300	15.250	29.550
				D:	6.100	6.400	
				E:	8.200	8.850	
				ND:			
2	3	Donothan Bailey	USOTC	Fin:	14.150	14.200	28.350
				D:	6.100	6.000	
				E:	8.050	8.200	
				ND:			
3	4	Yul Moldauer	Univ of Oklahoma	Fin:	13.800	14.300	28.100
				D:	5.800	5.900	
				E:	8.000	8.400	
				ND:			
4	7	Alec Yoder	Ohio State	Fin:	14.000	13.950	27.950
				D:	5.000	5.000	
				E:	9.000	8.950	
				ND:			
5	14	Trevor Howard	Ohio State	Fin:	13.850	13.950	27.800
				D:	5.400	5.400	
				E:	8.450	8.550	
				ND:			
6	32	Cameron Bock	Univ of Michigan	Fin:	13.900	13.850	27.750
				D:	5.900	5.900	
				E:	8.000	7.950	
				ND:			
7	1	Allan Bower	Univ of Oklahoma	Fin:	13.900	13.650	27.550
				D:	5.600	5.600	
				E:	8.300	8.050	
				ND:			
8	43	Genki Suzuki	Univ of Oklahoma	Fin:	13.800	13.600	27.400
				D:	5.100	5.100	
				E:	8.700	8.500	
				ND:			
9T	8	Anthony Stephenson	Univ of Nebraska	Fin:	13.450	13.500	26.950
				D:	5.200	4.900	
				E:	8.250	8.600	
				ND:			
9T	29	Donnell Whittenburg	USOTC	Fin:	13.150	13.800	26.950
				D:	6.300	6.300	
				E:	6.850	7.500	
				ND:			
9T	36	Kanji Oyama	USOTC	Fin:	13.500	13.450	26.950
				D:	5.700	5.700	
				E:	7.800	7.750	
				ND:			
9T	48	Adrian De Los Angeles	USOTC	Fin:	13.750	13.200	26.950
				D:	5.500	5.500	
				E:	8.250	7.700	
				ND:			

2018 U.S. Championships - Men Day 2

Event Results - Multi

Aug 18, 2018

#1 = 2018 U.S. Championships - Men Day 2: 100%

#2 = 2018 U.S. Championships - Men Day 1: 100%



Place	Num	Name	Gym		#2	#1	Score
13	9	Grant Breckenridge	Stanford	Fin:	12.950	13.750	26.700
				D:	4.800	4.800	
				E:	8.150	8.950	
				ND:			
14	33	Colin VanWicklen	Cypress Academy	Fin:	12.950	13.600	26.550
				D:	5.400	5.400	
				E:	7.550	8.200	
				ND:			
15T	24	Seth Delbridge	Ohio State	Fin:	13.350	13.150	26.500
				D:	5.000	5.000	
				E:	8.350	8.150	
				ND:			
15T	27	Akash Modi	Stanford	Fin:	14.100	12.400	26.500
				D:	6.200	6.200	
				E:	7.900	6.200	
				ND:			
17	37	Gage Dyer	Univ of Oklahoma	Fin:	13.050	13.350	26.400
				D:	5.000	5.000	
				E:	8.050	8.350	
				ND:			
18	18	Alexei Vernyi	Univ of Oklahoma	Fin:	12.950	13.300	26.250
				D:	4.900	4.900	
				E:	8.050	8.400	
				ND:			
19T	21	Robert Neff	Stanford	Fin:	13.350	12.750	26.100
				D:	5.300	5.100	
				E:	8.050	7.650	
				ND:			
19T	57	Sebastian Quiana	Univ of Illinois	Fin:	13.100	13.000	26.100
				D:	5.200	5.200	
				E:	7.900	7.800	
				ND:			
21T	20	Shane Wiskus	Univ of Minnesota	Fin:	13.750	12.300	26.050
				D:	5.900	5.200	
				E:	7.850	7.100	
				ND:			
21T	49	Sean Melton	Ohio State	Fin:	13.950	12.100	26.050
				D:	5.800	5.000	
				E:	8.150	7.100	
				ND:			
21T	59	Jacob Moore	Univ of Michigan	Fin:	13.100	12.950	26.050
				D:	4.600	4.600	
				E:	8.500	8.350	
				ND:			
24	19	Ellis Mannon	Univ of Minnesota	Fin:	13.450	12.500	25.950
				D:	5.400	5.400	
				E:	8.050	7.100	
				ND:			

2018 U.S. Championships - Men Day 2

Event Results - Multi

Aug 18, 2018

Page: 3

Printed: 8/18/2018 5:52:02 PM

Men / SR / Senior

Session: 4M

#1 = 2018 U.S. Championships - Men Day 2: 100%

#2 = 2018 U.S. Championships - Men Day 1: 100%



Place	Num	Name	Gym		#2	#1	Score
25	11	Kiwan Watts	Arizona State	Fin:	13.400	12.400	25.800
				D:	5.200	4.500	
				E:	8.200	7.900	
				ND:			
26	16	Tanner Justus	Univ of Oklahoma	Fin:	13.350	12.350	25.700
				D:	5.100	5.100	
				E:	8.250	7.250	
				ND:			
27	76	Bennet Huang	Univ of Iowa	Fin:	12.900	12.300	25.200
				D:	4.800	4.800	
				E:	8.100	7.500	
				ND:			
28	34	Kyte Crigger	UC - Berkeley	Fin:	13.000	12.050	25.050
				D:	5.000	5.000	
				E:	8.000	7.050	
				ND:			
29	26	Jake Brodarzon	Univ of Iowa	Fin:	12.400	12.350	24.750
				D:	4.900	4.900	
				E:	7.500	7.450	
				ND:			
30	41	Jalon Stephens	Univ of Minnesota	Fin:	13.050	10.500	23.550
				D:	5.200	4.500	
				E:	7.850	6.000	
				ND:			

2018 U.S. Championships - Men Day 2

Event Results - Multi

Aug 18, 2018

#1 = 2018 U.S. Championships - Men Day 2: 100%

#2 = 2018 U.S. Championships - Men Day 1: 100%



Place	Num	Name	Gym		#2	#1	Score
1	22	Sam Mikulak	USOTC	Fin:	13.700	14.700	28.400
				D:	6.100	6.100	
				E:	7.600	8.600	
				ND:			
2	3	Donothan Bailey	USOTC	Fin:	13.800	13.750	27.550
				D:	5.500	5.500	
				E:	8.300	8.250	
				ND:			
3	33	Colin VanWicklen	Cypress Academy	Fin:	13.950	13.050	27.000
				D:	5.700	5.300	
				E:	8.250	7.750	
				ND:			
4	43	Genki Suzuki	Univ of Oklahoma	Fin:	13.400	13.550	26.950
				D:	5.300	5.300	
				E:	8.100	8.250	
				ND:			
5	27	Akash Modi	Stanford	Fin:	13.750	13.100	26.850
				D:	6.000	6.000	
				E:	7.750	7.100	
				ND:			
6	21	Robert Neff	Stanford	Fin:	13.700	13.100	26.800
				D:	5.900	5.400	
				E:	7.800	7.700	
				ND:			
7	20	Shane Wiskus	Univ of Minnesota	Fin:	13.450	13.150	26.600
				D:	5.300	5.300	
				E:	8.150	7.850	
				ND:			
8	32	Cameron Bock	Univ of Michigan	Fin:	13.100	13.400	26.500
				D:	5.400	5.400	
				E:	7.700	8.000	
				ND:			
9	36	Kanji Oyama	USOTC	Fin:	12.950	13.350	26.300
				D:	5.000	5.000	
				E:	7.950	8.350	
				ND:			
10	48	Adrian De Los Angeles	USOTC	Fin:	13.100	13.150	26.250
				D:	5.000	5.000	
				E:	8.100	8.150	
				ND:			
11T	4	Yul Moldauer	Univ of Oklahoma	Fin:	12.650	13.550	26.200
				D:	5.500	5.000	
				E:	7.150	8.550	
				ND:			
11T	37	Gage Dyer	Univ of Oklahoma	Fin:	13.300	12.900	26.200
				D:	5.000	5.100	
				E:	8.300	7.800	
				ND:			

2018 U.S. Championships - Men Day 2

Event Results - Multi

Aug 18, 2018

#1 = 2018 U.S. Championships - Men Day 2: 100%

#2 = 2018 U.S. Championships - Men Day 1: 100%



Place	Num	Name	Gym		#2	#1	Score
13T	7	Alec Yoder	Ohio State	Fin:	13.000	13.050	26.050
				D:	5.400	5.400	
				E:	7.600	7.650	
				ND:			
13T	41	Jalon Stephens	Univ of Minnesota	Fin:	13.150	12.900	26.050
				D:	5.100	5.100	
				E:	8.050	7.800	
				ND:			
15	1	Allan Bower	Univ of Oklahoma	Fin:	12.950	12.900	25.850
				D:	4.900	4.900	
				E:	8.050	8.000	
				ND:			
16	11	Kiwan Watts	Arizona State	Fin:	13.150	12.650	25.800
				D:	4.700	4.700	
				E:	8.450	7.950	
				ND:			
17	76	Bennet Huang	Univ of Iowa	Fin:	12.800	12.950	25.750
				D:	4.400	4.400	
				E:	8.400	8.550	
				ND:			
18	9	Grant Breckenridge	Stanford	Fin:	12.800	12.850	25.650
				D:	5.600	5.200	
				E:	7.200	7.650	
				ND:			
19	49	Sean Melton	Ohio State	Fin:	13.000	12.550	25.550
				D:	5.500	5.100	
				E:	7.500	7.450	
				ND:			
20	18	Alexei Vernyi	Univ of Oklahoma	Fin:	12.500	12.900	25.400
				D:	4.700	4.700	
				E:	7.800	8.200	
				ND:			
21	16	Tanner Justus	Univ of Oklahoma	Fin:	12.450	12.450	24.900
				D:	4.300	4.300	
				E:	8.150	8.150	
				ND:			
22	8	Anthony Stephenson	Univ of Nebraska	Fin:	12.650	12.150	24.800
				D:	4.700	5.000	
				E:	7.950	7.150	
				ND:			
23T	57	Sebastian Quiana	Univ of Illinois	Fin:	11.850	12.800	24.650
				D:	4.600	4.900	
				E:	7.250	7.900	
				ND:			
23T	24	Seth Delbridge	Ohio State	Fin:	12.400	12.250	24.650
				D:	5.100	5.100	
				E:	7.300	7.150	
				ND:			

2018 U.S. Championships - Men Day 2

Event Results - Multi

Aug 18, 2018

Page: 3

Printed: 8/18/2018 5:52:04 PM

Men / SR / Senior

Session: 4M

#1 = 2018 U.S. Championships - Men Day 2: 100%

#2 = 2018 U.S. Championships - Men Day 1: 100%



Place	Num	Name	Gym		#2	#1	Score
25	59	Jacob Moore	Univ of Michigan	Fin:	11.700	12.850	24.550
				D:	4.500	4.600	
				E:	7.200	8.250	
				ND:			
26	34	Kyte Crigger	UC - Berkeley	Fin:	12.150	12.250	24.400
				D:	4.400	4.400	
				E:	7.750	7.850	
				ND:			
27	26	Jake Brodarzon	Univ of Iowa	Fin:	12.200	12.150	24.350
				D:	4.000	4.000	
				E:	8.200	8.150	
				ND:			
28	14	Trevor Howard	Ohio State	Fin:	12.200	11.900	24.100
				D:	4.800	5.100	
				E:	7.400	6.800	
				ND:			
29	42	William Jeffreys	eNeRGyKidz	Fin:	11.150	12.350	23.500
				D:	4.500	5.000	
				E:	6.650	7.350	
				ND:			
30	19	Ellis Mannon	Univ of Minnesota	Fin:	11.500	11.950	23.450
				D:	4.300	4.500	
				E:	7.200	7.450	
				ND:			
31	30	Alex Diab	Univ of Illinois	Fin:	12.550	0.000	12.550
				D:	5.200	0.000	
				E:	7.350	0.000	
				ND:			
32	15	Kyle King	Univ of Nebraska	Fin:	12.150	0.000	12.150
				D:	4.100	0.000	
				E:	8.050	0.000	
				ND:			

2018 U.S. Championships - Women Day 1

Meet Results




Aug 17, 2018

Page: 1
Printed: 8/17/2018 3:27:01 PM

Women / JR / Junior

Session: 1W

Judge's Signatures





Rank	Num	Name	Gym					AA
1	158	Leanne Wong	GAGE	Diff: 5.500 Exec: 9.100 ND: Final: 14.600 Place: 2*	5.700 8.650 ----- 14.350 2	5.300 8.300 ----- 13.600 5	5.300 8.550 ----- 13.850 1	56.400 1
2	166	Sunisa Lee	Midwest	Diff: 5.500 Exec: 8.750 ND: Final: 14.250 Place: 5	6.100 8.700 ----- 14.800 1	5.900 8.150 ----- 14.050 1	5.300 7.500 ----- 12.800 6T	55.900 2
3	162	Kayla Di Cello	Hills	Diff: 5.500 Exec: 9.250 ND: Final: 14.750 Place: 1	5.500 8.700 ----- 14.200 4	5.500 7.950 ----- 13.450 6	5.400 7.450 ----- 12.850 5	55.250 3
4	174	Skye Blakely	WOGA	Diff: 5.500 Exec: 8.900 ND: Final: 14.400 Place: 4	5.500 8.450 ----- 13.950 5T	5.200 8.050 ----- 13.250 9T	5.200 8.000 ----- 13.200 2	54.800 4
5	169	Konnor McClain	Revolution	Diff: 4.600 Exec: 9.000 ND: Final: 13.600 Place: 8*	5.600 8.700 ----- 14.300 3	5.800 8.200 ----- 14.000 2*	5.000 7.700 ----- 12.600 11	54.500 5
6	165	Olivia Greaves	MG Elite	Diff: 4.600 Exec: 8.850 ND: Final: 13.450 Place: 12T	5.700 8.250 ----- 13.950 5T	4.800 8.200 ----- 13.000 11	4.900 8.100 ----- 13.000 3	53.400 6
7	171	Tori Tatum	Twin City Twisters	Diff: 5.500 Exec: 8.600 ND: Final: 14.100 Place: 6	5.200 8.050 ----- 13.250 10	4.800 8.000 ----- 12.800 15	5.100 7.800 ----- 12.900 4	53.050 7
8	156	Alexis Jeffrey	GAGE	Diff: 4.600 Exec: 8.650 ND: Final: 13.250 Place: 19	5.300 8.500 ----- 13.800 7	4.500 8.150 ----- 12.650 18	4.800 8.000 ----- 12.800 6T	52.500 8
9	173	Karis German	World Champions	Diff: 4.600 Exec: 8.900 ND: Final: 13.500 Place: 11	5.100 8.050 ----- 13.150 12T	4.900 8.050 ----- 12.950 12	5.100 7.550 ----- 12.650 9T	52.250 9
10	159	Kailin Chio	Gymcats	Diff: 4.600 Exec: 8.700 ND: Final: 13.300 Place: 15*	4.800 8.200 ----- 13.000 17	5.100 8.200 ----- 13.300 8	5.000 7.350 ----- 12.350 13*	51.950 10

2018 U.S. Championships - Women Day 1

Meet Results

Aug 17, 2018

Page: 2
 Printed: 8/17/2018 3:27:01 PM
 Women / JR / Junior
 Session: 1W





Rank	Num	Name	Gym					AA
11T	155	Aleah Finnegan	GAGE	Diff: 5.500 Exec: 9.100 ND: Final: 14.600 Place: 2*	4.700 7.300 20T	4.700 8.550 9T	4.700 7.000 21	51.550 11T
11T	160	Selena Harris	Gymcats	Diff: 5.000 Exec: 8.700 ND: Final: 13.700 Place: 7	4.700 8.350 16	4.900 7.850 16T	4.800 7.250 20	51.550 11T
11T	161	Claire Dean	Head Over Heels	Diff: 4.600 Exec: 8.700 ND: Final: 13.300 Place: 15*	5.100 8.200 8T	5.300 7.450 16T	4.700 7.500 18	51.550 11T
14	164	Zoe Gravier	MG Elite	Diff: 4.600 Exec: 8.700 ND: Final: 13.300 Place: 15*	4.600 8.350 18	4.600 8.300 13T	4.800 7.550 13T	51.500 14
15	154	Sydney Morris	First State	Diff: 4.600 Exec: 8.300 ND: Final: 12.900 Place: 23	5.200 8.100 8T	5.400 8.400 4	4.700 6.750 22	51.450 15
16	153	Sophia Butler	Discover	Diff: 4.600 Exec: 8.750 ND: Final: 13.350 Place: 14	5.100 6.600 22	5.700 7.700 7	5.000 7.800 6T	51.250 16
17T	170	Jordan Bowers	Solid Rock	Diff: 5.500 Exec: 8.050 ND: -0.100 Final: 13.450 Place: 12T	5.600 7.550 12T	5.200 6.550 22	5.200 7.450 9T	51.000 17T
17T	172	Sydney Barros	Texas Dreams	Diff: 5.500 Exec: 8.150 ND: -0.100 Final: 13.550 Place: 10	5.300 7.800 15	5.100 7.000 21	4.600 7.650 17	51.000 17T
19	168	Brenna Neault	Precision	Diff: 4.600 Exec: 8.700 ND: Final: 13.300 Place: 15*	4.500 8.000 19	4.900 7.700 19	4.900 7.500 12	50.800 19
20	175	Ciena Alipio	West Valley	Diff: 4.600 Exec: 9.000 ND: Final: 13.600 Place: 8*	4.000 6.550 24	5.800 8.200 2*	4.900 7.200 19	50.250 20

2018 U.S. Championships - Women Day 1

Meet Results

Aug 17, 2018

Page: 3
 Printed: 8/17/2018 3:27:01 PM
 Women / JR / Junior
 Session: 1W





Rank	Num	Name	Gym					AA
21	167	Levi Jung-Ruivivar	Paramount	Diff: 4.600 Exec: 8.550 ND: _____ Final: 13.150 Place: 21	5.400 7.750 _____ 13.150 12T	4.900 6.350 _____ 11.250 23	4.800 7.500 _____ 12.300 16	49.850 21
22	152	Lilly Lippeatt	Cincinnati Gym	Diff: 4.600 Exec: 8.400 ND: _____ Final: 13.000 Place: 22	4.300 7.200 _____ 11.500 23	4.700 7.750 _____ 12.450 20	5.000 7.350 _____ 12.350 13*	49.300 22
23	163	Katelyn Rosen	Mavericks	Diff: 4.600 Exec: 8.600 ND: _____ Final: 13.200 Place: 20	4.300 7.700 _____ 12.000 20T	5.100 7.800 _____ 12.900 13T	3.700 7.050 _____ 10.750 23	48.850 23
24	157	JaFree Scott	GAGE	Diff: _____ Exec: _____ ND: _____ Final: _____ Place: 24	5.400 7.800 _____ 13.200 11	_____ _____ _____ _____ 24	_____ _____ _____ _____ 24	13.200 24

2018 U.S. Championships - Women Day 2

Meet Results - Multi

Aug 19, 2018

Page: 1
 Printed: 8/19/2018 3:13:50 PM
 Women / JR / Junior
 Session: 3W
 Judge's Signatures





Rank	Num	Name/Gym						AA
1	158	Leanne Wong GAGE	Prelims	Final: 14.600	14.350	13.600	13.850	56.400
				D/E: 5.5 / 9.100	5.7 / 8.650	5.3 / 8.300	5.3 / 8.550	
			Finals	Final: 14.750	14.250	13.450	13.400	55.850
				D/E: 5.5 / 9.250	5.6 / 8.650	5.1 / 8.350	5.2 / 8.200	
				ND:				
							<u>Combined Total:</u>	<u>112.250</u>
2	162	Kayla Di Cello Hills	Prelims	Final: 14.750	14.200	13.450	12.850	55.250
				D/E: 5.5 / 9.250	5.5 / 8.700	5.5 / 7.950	5.4 / 7.450	
			Finals	Final: 14.900	14.100	13.800	13.150	55.950
				D/E: 5.6 / 9.300	5.4 / 8.700	5.7 / 8.100	5.5 / 7.650	
				ND:				
							<u>Combined Total:</u>	<u>111.200</u>
3	166	Sunisa Lee Midwest	Prelims	Final: 14.250	14.800	14.050	12.800	55.900
				D/E: 5.5 / 8.750	6.1 / 8.700	5.9 / 8.150	5.3 / 7.500	
			Finals	Final: 13.500	14.750	13.850	13.050	55.150
				D/E: 5.5 / 8.100	6.1 / 8.650	5.8 / 8.050	5.3 / 7.750	
				ND: -0.1				
							<u>Combined Total:</u>	<u>111.050</u>
4	174	Skye Blakely WOGA	Prelims	Final: 14.400	13.950	13.250	13.200	54.800
				D/E: 5.5 / 8.900	5.5 / 8.450	5.2 / 8.050	5.2 / 8.000	
			Finals	Final: 14.500	13.700	13.000	13.300	54.500
				D/E: 5.5 / 9.000	5.5 / 8.200	5.3 / 7.700	5.2 / 8.100	
				ND:				
							<u>Combined Total:</u>	<u>109.300</u>
5	169	Konnor McClain Revolution	Prelims	Final: 13.600	14.300	14.000	12.600	54.500
				D/E: 4.6 / 9.000	5.6 / 8.700	5.8 / 8.200	5.0 / 7.700	
			Finals	Final: 13.550	13.750	14.150	12.750	54.200
				D/E: 4.6 / 8.950	5.3 / 8.450	5.8 / 8.350	5.0 / 7.750	
				ND:			-0.1	
							<u>Combined Total:</u>	<u>108.700</u>
6	165	Olivia Greaves MG Elite	Prelims	Final: 13.450	13.950	13.000	13.000	53.400
				D/E: 4.6 / 8.850	5.7 / 8.250	4.8 / 8.200	4.9 / 8.100	
			Finals	Final: 13.600	13.200	12.750	12.900	52.450
				D/E: 4.6 / 9.000	5.7 / 7.500	4.8 / 7.950	4.9 / 8.000	
				ND:				
							<u>Combined Total:</u>	<u>105.850</u>
7	171	Tori Tatum Twin City Twisters	Prelims	Final: 14.100	13.250	12.800	12.900	53.050
				D/E: 5.5 / 8.600	5.2 / 8.050	4.8 / 8.000	5.1 / 7.800	
			Finals	Final: 13.850	13.250	12.250	12.650	52.000
				D/E: 5.5 / 8.450	5.2 / 8.050	4.8 / 7.450	5.1 / 7.650	
				ND: -0.1			-0.1	
							<u>Combined Total:</u>	<u>105.050</u>

2018 U.S. Championships - Women Day 2

Meet Results - Multi

Aug 19, 2018

Page: 2
 Printed: 8/19/2018 3:13:50 PM
 Women / JR / Junior
 Session: 3W





Rank	Num	Name/Gym						AA
8	153	Sophia Butler Discover	Prelims	Final: 13.350	11.700	13.400	12.800	51.250
				D/E: 4.6 / 8.750	5.1 / 6.600	5.7 / 7.700	5.0 / 7.800	
			Finals	Final: 13.400	12.950	13.550	12.850	52.750
				D/E: 4.6 / 8.800	5.3 / 7.650	6.0 / 7.550	5.0 / 7.850	
				ND:				
								<u>Combined Total: 104.000</u>
9	156	Alexis Jeffrey GAGE	Prelims	Final: 13.250	13.800	12.650	12.800	52.500
				D/E: 4.6 / 8.650	5.3 / 8.500	4.5 / 8.150	4.8 / 8.000	
			Finals	Final: 13.250	12.650	12.700	12.800	51.400
				D/E: 4.6 / 8.650	5.2 / 7.450	4.6 / 8.100	4.8 / 8.000	
				ND:				
								<u>Combined Total: 103.900</u>
10	160	Selena Harris Gymcats	Prelims	Final: 13.700	13.050	12.750	12.050	51.550
				D/E: 5.0 / 8.700	4.7 / 8.350	4.9 / 7.850	4.8 / 7.250	
			Finals	Final: 13.950	13.200	12.800	12.150	52.100
				D/E: 5.0 / 8.950	4.8 / 8.400	5.0 / 7.800	5.1 / 7.050	
				ND:				
								<u>Combined Total: 103.650</u>
11	159	Kailin Chio Gymcats	Prelims	Final: 13.300	13.000	13.300	12.350	51.950
				D/E: 4.6 / 8.700	4.8 / 8.200	5.1 / 8.200	5.0 / 7.350	
			Finals	Final: 13.250	13.200	12.800	12.250	51.500
				D/E: 4.6 / 8.650	4.8 / 8.400	4.9 / 7.900	5.0 / 7.250	
				ND:				
								<u>Combined Total: 103.450</u>
12	173	Karis German World Champions	Prelims	Final: 13.500	13.150	12.950	12.650	52.250
				D/E: 4.6 / 8.900	5.1 / 8.050	4.9 / 8.050	5.1 / 7.550	
			Finals	Final: 13.450	13.150	11.800	12.700	51.100
				D/E: 4.6 / 8.850	5.1 / 8.050	4.7 / 7.100	5.1 / 7.600	
				ND:				
								<u>Combined Total: 103.350</u>
13	154	Sydney Morris First State	Prelims	Final: 12.900	13.300	13.800	11.450	51.450
				D/E: 4.6 / 8.300	5.2 / 8.100	5.4 / 8.400	4.7 / 6.750	
			Finals	Final: 13.000	12.950	13.300	12.550	51.800
				D/E: 4.6 / 8.400	5.2 / 7.750	5.3 / 8.000	5.0 / 7.550	
				ND:				
								<u>Combined Total: 103.250</u>
14	155	Aleah Finnegan GAGE	Prelims	Final: 14.600	12.000	13.250	11.700	51.550
				D/E: 5.5 / 9.100	4.7 / 7.300	4.7 / 8.550	4.7 / 7.000	
			Finals	Final: 14.100	12.850	11.700	12.950	51.600
				D/E: 5.5 / 8.900	4.7 / 8.150	4.5 / 7.200	4.7 / 8.250	
				ND: -0.3				
								<u>Combined Total: 103.150</u>

2018 U.S. Championships - Women Day 2

Meet Results - Multi

Aug 19, 2018

Page: 3
 Printed: 8/19/2018 3:13:50 PM
 Women / JR / Junior
 Session: 3W





Rank	Num	Name/Gym						AA
15	164	Zoe Gravier MG Elite	Prelims	Final: 13.300 D/E: 4.6 / 8.700 ND:	12.950 4.6 / 8.350	12.900 4.6 / 8.300	12.350 4.8 / 7.550	51.500
			Finals	Final: 13.350 D/E: 4.6 / 8.750 ND:	12.750 4.6 / 8.150	12.900 4.6 / 8.300	12.350 4.8 / 7.550	51.350
								<u>Combined Total:</u> 102.850
16	175	Ciena Alipio West Valley	Prelims	Final: 13.600 D/E: 4.6 / 9.000 ND:	10.550 4.0 / 6.550	14.000 5.8 / 8.200	12.100 4.9 / 7.200	50.250
			Finals	Final: 13.650 D/E: 4.6 / 9.050 ND:	11.750 5.2 / 6.550	13.900 5.8 / 8.100	12.550 4.8 / 7.750	51.850
								<u>Combined Total:</u> 102.100
17	168	Brenna Neault Precision	Prelims	Final: 13.300 D/E: 4.6 / 8.700 ND:	12.500 4.5 / 8.000	12.600 4.9 / 7.700	12.400 4.9 / 7.500	50.800
			Finals	Final: 13.400 D/E: 4.6 / 8.800 ND:	12.650 4.5 / 8.150	12.450 5.0 / 7.450	12.550 4.7 / 7.850	51.050
								<u>Combined Total:</u> 101.850
18	167	Levi Jung-Ruivivar Paramount	Prelims	Final: 13.150 D/E: 4.6 / 8.550 ND:	13.150 5.4 / 7.750	11.250 4.9 / 6.350	12.300 4.8 / 7.500	49.850
			Finals	Final: 12.950 D/E: 4.6 / 8.450 ND: -0.1	13.700 5.3 / 8.400	11.800 4.9 / 6.900	12.550 4.9 / 7.650	51.000
								<u>Combined Total:</u> 100.850
19	161	Claire Dean Head Over Heels	Prelims	Final: 13.300 D/E: 4.6 / 8.700 ND:	13.300 5.1 / 8.200	12.750 5.3 / 7.450	12.200 4.7 / 7.500	51.550
			Finals	Final: 13.300 D/E: 4.6 / 8.700 ND:	11.850 5.0 / 6.850	12.200 5.2 / 7.000	11.600 4.7 / 6.900	48.950
								<u>Combined Total:</u> 100.500
20	163	Katelyn Rosen Mavericks	Prelims	Final: 13.200 D/E: 4.6 / 8.600 ND:	12.000 4.3 / 7.700	12.900 5.1 / 7.800	10.750 3.7 / 7.050	48.850
			Finals	Final: 13.300 D/E: 4.6 / 8.700 ND:	11.850 4.3 / 7.550	13.100 5.2 / 7.900	11.800 4.6 / 7.200	50.050
								<u>Combined Total:</u> 98.900
21	152	Lilly Lippeatt Cincinnati Gym	Prelims	Final: 13.000 D/E: 4.6 / 8.400 ND:	11.500 4.3 / 7.200	12.450 4.7 / 7.750	12.350 5.0 / 7.350	49.300
			Finals	Final: 12.850 D/E: 4.6 / 8.250 ND:	11.150 4.3 / 6.850	12.650 4.8 / 7.850	12.500 5.0 / 7.500	49.150
								<u>Combined Total:</u> 98.450

2018 U.S. Championships - Women Day 2

Meet Results - Multi

Aug 19, 2018

Page: 4
 Printed: 8/19/2018 3:13:50 PM
 Women / JR / Junior
 Session: 3W

Rank	Num	Name/Gym						AA
22T	170	Jordan Bowers Solid Rock	Prelims	Final: 13.450	13.150	11.750	12.650	51.000
				D/E: 5.5 / 8.050	5.6 / 7.550	5.2 / 6.550	5.2 / 7.450	
			ND: -0.1					
			Finals	Final: 0.000	0.000	0.000	0.000	0.000
				D/E: 0.0 / 0.000	0.0 / 0.000	0.0 / 0.000	0.0 / 0.000	
			ND:					
<u>Combined Total:</u>								<u>51.000</u>
22T	172	Sydney Barros Texas Dreams	Prelims	Final: 13.550	13.100	12.100	12.250	51.000
				D/E: 5.5 / 8.150	5.3 / 7.800	5.1 / 7.000	4.6 / 7.650	
			ND: -0.1					
			Finals	Final: 0.000	0.000	0.000	0.000	0.000
				D/E: 0.0 / 0.000	0.0 / 0.000	0.0 / 0.000	0.0 / 0.000	
			ND:					
<u>Combined Total:</u>								<u>51.000</u>
24	157	JaFree Scott GAGE	Prelims	Final: . . .	13.200	13.200
				D/E: . . .	5.4 / 7.800	
			ND:					
			Finals	Final: . . .	12.200	12.200
				D/E: . . .	5.4 / 6.800	
			ND:					
<u>Combined Total:</u>								<u>25.400</u>

2018 U.S. Championships - Women Day 2

Event Results - Multi

Aug 19, 2018

#1 = 2018 U.S. Championships - Women Day 2: 100%

#2 = 2018 U.S. Championships - Women Day 1: 100%

Page: 1
 Printed: 8/19/2018 3:13:52 PM
 Women / JR / Junior
 Session: 3W



Place	Num	Name	Gym		#2	#1	Score
1	162	Kayla Di Cello	Hills	Fin:	14.750	14.900	29.650
				D:	5.500/0.000	5.600/0.000	
				E:	9.250/0.000	9.300/0.000	
				ND:	/	/	
2	158	Leanne Wong	GAGE	Fin:	14.600	14.750	29.350
				D:	5.500/0.000	5.500/0.000	
				E:	9.100/0.000	9.250/0.000	
				ND:	/	/	
3	174	Skye Blakely	WOGA	Fin:	14.400	14.500	28.900
				D:	5.500/0.000	5.500/0.000	
				E:	8.900/0.000	9.000/0.000	
				ND:	/	/	
4	155	Aleah Finnegan	GAGE	Fin:	14.600	14.100	28.700
				D:	5.500/0.000	5.500/0.000	
				E:	9.100/0.000	8.900/0.000	
				ND:	/	-0.300/	
5	171	Tori Tatum	Twin City Twisters	Fin:	14.100	13.850	27.950
				D:	5.500/0.000	5.500/0.000	
				E:	8.600/0.000	8.450/0.000	
				ND:	/	-0.100/	
6	166	Sunisa Lee	Midwest	Fin:	14.250	13.500	27.750
				D:	5.500/0.000	5.500/0.000	
				E:	8.750/0.000	8.100/0.000	
				ND:	/	-0.100/	
7	160	Selena Harris	Gymcats	Fin:	13.700	13.950	27.650
				D:	5.000/0.000	5.000/0.000	
				E:	8.700/0.000	8.950/0.000	
				ND:	/	/	
8	175	Ciena Alipio	West Valley	Fin:	13.600	13.650	27.250
				D:	4.600/0.000	4.600/0.000	
				E:	9.000/0.000	9.050/0.000	
				ND:	/	/	
9	169	Konnor McClain	Revolution	Fin:	13.600	13.550	27.150
				D:	4.600/0.000	4.600/0.000	
				E:	9.000/0.000	8.950/0.000	
				ND:	/	/	
10	165	Olivia Greaves	MG Elite	Fin:	13.450	13.600	27.050
				D:	4.600/0.000	4.600/0.000	
				E:	8.850/0.000	9.000/0.000	
				ND:	/	/	
11	173	Karis German	World Champions	Fin:	13.500	13.450	26.950
				D:	4.600/0.000	4.600/0.000	
				E:	8.900/0.000	8.850/0.000	
				ND:	/	/	
12	153	Sophia Butler	Discover	Fin:	13.350	13.400	26.750
				D:	4.600/0.000	4.600/0.000	
				E:	8.750/0.000	8.800/0.000	
				ND:	/	/	

2018 U.S. Championships - Women Day 2

Event Results - Multi

Aug 19, 2018

#1 = 2018 U.S. Championships - Women Day 2: 100%

#2 = 2018 U.S. Championships - Women Day 1: 100%



Place	Num	Name	Gym		#2	#1	Score
13	168	Brenna Neault	Precision	Fin:	13.300	13.400	26.700
				D:	4.600/0.000	4.600/0.000	
				E:	8.700/0.000	8.800/0.000	
				ND:	/	/	
14	164	Zoe Gravier	MG Elite	Fin:	13.300	13.350	26.650
				D:	4.600/0.000	4.600/0.000	
				E:	8.700/0.000	8.750/0.000	
				ND:	/	/	
15	161	Claire Dean	Head Over Heels	Fin:	13.300	13.300	26.600
				D:	4.600/0.000	4.600/0.000	
				E:	8.700/0.000	8.700/0.000	
				ND:	/	/	
16	159	Kailin Chio	Gymcats	Fin:	13.300	13.250	26.550
				D:	4.600/0.000	4.600/0.000	
				E:	8.700/0.000	8.650/0.000	
				ND:	/	/	
17T	156	Alexis Jeffrey	GAGE	Fin:	13.250	13.250	26.500
				D:	4.600/0.000	4.600/0.000	
				E:	8.650/0.000	8.650/0.000	
				ND:	/	/	
17T	163	Katelyn Rosen	Mavericks	Fin:	13.200	13.300	26.500
				D:	4.600/0.000	4.600/0.000	
				E:	8.600/0.000	8.700/0.000	
				ND:	/	/	
19	167	Levi Jung-Ruivivar	Paramount	Fin:	13.150	12.950	26.100
				D:	4.600/0.000	4.600/0.000	
				E:	8.550/0.000	8.450/0.000	
				ND:	/	-0.100/	
20	154	Sydney Morris	First State	Fin:	12.900	13.000	25.900
				D:	4.600/0.000	4.600/0.000	
				E:	8.300/0.000	8.400/0.000	
				ND:	/	/	
21	152	Lilly Lippeatt	Cincinnati Gym	Fin:	13.000	12.850	25.850
				D:	4.600/0.000	4.600/0.000	
				E:	8.400/0.000	8.250/0.000	
				ND:	/	/	
22	172	Sydney Barros	Texas Dreams	Fin:	13.550	0.000	13.550
				D:	5.500/0.000	0.000/0.000	
				E:	8.150/0.000	0.000/0.000	
				ND:	-0.100/	/	
23	170	Jordan Bowers	Solid Rock	Fin:	13.450	0.000	13.450
				D:	5.500/0.000	0.000/0.000	
				E:	8.050/0.000	0.000/0.000	
				ND:	-0.100/	/	

2018 U.S. Championships - Women Day 2

Event Results - Multi

Aug 19, 2018

Page: 1
 Printed: 8/19/2018 3:13:53 PM
 Women / JR / Junior
 Session: 3W

#1 = 2018 U.S. Championships - Women Day 2: 100%

#2 = 2018 U.S. Championships - Women Day 1: 100%



Place	Num	Name	Gym		#2	#1	Score
1	166	Sunisa Lee	Midwest	Fin:	14.800	14.750	29.550
				D:	6.100	6.100	
				E:	8.700	8.650	
				ND:			
2	158	Leanne Wong	GAGE	Fin:	14.350	14.250	28.600
				D:	5.700	5.600	
				E:	8.650	8.650	
				ND:			
3	162	Kayla Di Cello	Hills	Fin:	14.200	14.100	28.300
				D:	5.500	5.400	
				E:	8.700	8.700	
				ND:			
4	169	Konnor McClain	Revolution	Fin:	14.300	13.750	28.050
				D:	5.600	5.300	
				E:	8.700	8.450	
				ND:			
5	174	Skye Blakely	WOGA	Fin:	13.950	13.700	27.650
				D:	5.500	5.500	
				E:	8.450	8.200	
				ND:			
6	165	Olivia Greaves	MG Elite	Fin:	13.950	13.200	27.150
				D:	5.700	5.700	
				E:	8.250	7.500	
				ND:			
7	167	Levi Jung-Ruivivar	Paramount	Fin:	13.150	13.700	26.850
				D:	5.400	5.300	
				E:	7.750	8.400	
				ND:			
8	171	Tori Tatum	Twin City Twisters	Fin:	13.250	13.250	26.500
				D:	5.200	5.200	
				E:	8.050	8.050	
				ND:			
9	156	Alexis Jeffrey	GAGE	Fin:	13.800	12.650	26.450
				D:	5.300	5.200	
				E:	8.500	7.450	
				ND:			
10	173	Karis German	World Champions	Fin:	13.150	13.150	26.300
				D:	5.100	5.100	
				E:	8.050	8.050	
				ND:			
11T	154	Sydney Morris	First State	Fin:	13.300	12.950	26.250
				D:	5.200	5.200	
				E:	8.100	7.750	
				ND:			
11T	160	Selena Harris	Gymcats	Fin:	13.050	13.200	26.250
				D:	4.700	4.800	
				E:	8.350	8.400	
				ND:			

2018 U.S. Championships - Women Day 2

Event Results - Multi

Aug 19, 2018

#1 = 2018 U.S. Championships - Women Day 2: 100%

#2 = 2018 U.S. Championships - Women Day 1: 100%

Page: 2
 Printed: 8/19/2018 3:13:53 PM
 Women / JR / Junior
 Session: 3W



Place	Num	Name	Gym		#2	#1	Score
13	159	Kailin Chio	Gymcats	Fin:	13.000	13.200	26.200
				D:	4.800	4.800	
				E:	8.200	8.400	
				ND:			
14	164	Zoe Gravier	MG Elite	Fin:	12.950	12.750	25.700
				D:	4.600	4.600	
				E:	8.350	8.150	
				ND:			
15	157	JaFree Scott	GAGE	Fin:	13.200	12.200	25.400
				D:	5.400	5.400	
				E:	7.800	6.800	
				ND:			
16T	161	Claire Dean	Head Over Heels	Fin:	13.300	11.850	25.150
				D:	5.100	5.000	
				E:	8.200	6.850	
				ND:			
16T	168	Brenna Neault	Precision	Fin:	12.500	12.650	25.150
				D:	4.500	4.500	
				E:	8.000	8.150	
				ND:			
18	155	Aleah Finnegan	GAGE	Fin:	12.000	12.850	24.850
				D:	4.700	4.700	
				E:	7.300	8.150	
				ND:			
19	153	Sophia Butler	Discover	Fin:	11.700	12.950	24.650
				D:	5.100	5.300	
				E:	6.600	7.650	
				ND:			
20	163	Katelyn Rosen	Mavericks	Fin:	12.000	11.850	23.850
				D:	4.300	4.300	
				E:	7.700	7.550	
				ND:			
21	152	Lilly Lippeatt	Cincinnati Gym	Fin:	11.500	11.150	22.650
				D:	4.300	4.300	
				E:	7.200	6.850	
				ND:			
22	175	Ciena Alipio	West Valley	Fin:	10.550	11.750	22.300
				D:	4.000	5.200	
				E:	6.550	6.550	
				ND:			
23	170	Jordan Bowers	Solid Rock	Fin:	13.150	0.000	13.150
				D:	5.600	0.000	
				E:	7.550	0.000	
				ND:			
24	172	Sydney Barros	Texas Dreams	Fin:	13.100	0.000	13.100
				D:	5.300	0.000	
				E:	7.800	0.000	
				ND:			

2018 U.S. Championships - Women Day 2

Event Results - Multi

Aug 19, 2018

Page: 1
 Printed: 8/19/2018 3:13:54 PM
 Women / JR / Junior
 Session: 3W

#1 = 2018 U.S. Championships - Women Day 2: 100%

#2 = 2018 U.S. Championships - Women Day 1: 100%



Place	Num	Name	Gym		#2	#1	Score
1	169	Konnor McClain	Revolution	Fin:	14.000	14.150	28.150
				D:	5.800	5.800	
				E:	8.200	8.350	
				ND:			
2T	166	Sunisa Lee	Midwest	Fin:	14.050	13.850	27.900
				D:	5.900	5.800	
				E:	8.150	8.050	
				ND:			
2T	175	Ciena Alipio	West Valley	Fin:	14.000	13.900	27.900
				D:	5.800	5.800	
				E:	8.200	8.100	
				ND:			
4	162	Kayla Di Cello	Hills	Fin:	13.450	13.800	27.250
				D:	5.500	5.700	
				E:	7.950	8.100	
				ND:			
5	154	Sydney Morris	First State	Fin:	13.800	13.300	27.100
				D:	5.400	5.300	
				E:	8.400	8.000	
				ND:			
6	158	Leanne Wong	GAGE	Fin:	13.600	13.450	27.050
				D:	5.300	5.100	
				E:	8.300	8.350	
				ND:			
7	153	Sophia Butler	Discover	Fin:	13.400	13.550	26.950
				D:	5.700	6.000	
				E:	7.700	7.550	
				ND:			
8	174	Skye Blakely	WOGA	Fin:	13.250	13.000	26.250
				D:	5.200	5.300	
				E:	8.050	7.700	
				ND:			
9	159	Kailin Chio	Gymcats	Fin:	13.300	12.800	26.100
				D:	5.100	4.900	
				E:	8.200	7.900	
				ND:			
10	163	Katelyn Rosen	Mavericks	Fin:	12.900	13.100	26.000
				D:	5.100	5.200	
				E:	7.800	7.900	
				ND:			
11	164	Zoe Gravier	MG Elite	Fin:	12.900	12.900	25.800
				D:	4.600	4.600	
				E:	8.300	8.300	
				ND:			
12	165	Olivia Greaves	MG Elite	Fin:	13.000	12.750	25.750
				D:	4.800	4.800	
				E:	8.200	7.950	
				ND:			

2018 U.S. Championships - Women Day 2

Event Results - Multi

Aug 19, 2018

Page: 2
 Printed: 8/19/2018 3:13:54 PM
 Women / JR / Junior
 Session: 3W

#1 = 2018 U.S. Championships - Women Day 2: 100%

#2 = 2018 U.S. Championships - Women Day 1: 100%



Place	Num	Name	Gym		#2	#1	Score
13	160	Selena Harris	Gymcats	Fin:	12.750	12.800	25.550
				D:	4.900	5.000	
				E:	7.850	7.800	
				ND:			
14	156	Alexis Jeffrey	GAGE	Fin:	12.650	12.700	25.350
				D:	4.500	4.600	
				E:	8.150	8.100	
				ND:			
15	152	Lilly Lippeatt	Cincinnati Gym	Fin:	12.450	12.650	25.100
				D:	4.700	4.800	
				E:	7.750	7.850	
				ND:			
16T	168	Brenna Neault	Precision	Fin:	12.600	12.450	25.050
				D:	4.900	5.000	
				E:	7.700	7.450	
				ND:			
16T	171	Tori Tatum	Twin City Twisters	Fin:	12.800	12.250	25.050
				D:	4.800	4.800	
				E:	8.000	7.450	
				ND:			
18T	155	Aleah Finnegan	GAGE	Fin:	13.250	11.700	24.950
				D:	4.700	4.500	
				E:	8.550	7.200	
				ND:			
18T	161	Claire Dean	Head Over Heels	Fin:	12.750	12.200	24.950
				D:	5.300	5.200	
				E:	7.450	7.000	
				ND:			
20	173	Karis German	World Champions	Fin:	12.950	11.800	24.750
				D:	4.900	4.700	
				E:	8.050	7.100	
				ND:			
21	167	Levi Jung-Ruivivar	Paramount	Fin:	11.250	11.800	23.050
				D:	4.900	4.900	
				E:	6.350	6.900	
				ND:			
22	172	Sydney Barros	Texas Dreams	Fin:	12.100	0.000	12.100
				D:	5.100	0.000	
				E:	7.000	0.000	
				ND:			
23	170	Jordan Bowers	Solid Rock	Fin:	11.750	0.000	11.750
				D:	5.200	0.000	
				E:	6.550	0.000	
				ND:			

2018 U.S. Championships - Women Day 2

Event Results - Multi

Aug 19, 2018

Page: 1
 Printed: 8/19/2018 3:13:55 PM
 Women / JR / Junior
 Session: 3W

#1 = 2018 U.S. Championships - Women Day 2: 100%

#2 = 2018 U.S. Championships - Women Day 1: 100%



Place	Num	Name	Gym		#2	#1	Score
1	158	Leanne Wong	GAGE	Fin:	13.850	13.400	27.250
				D:	5.300	5.200	
				E:	8.550	8.200	
				ND:			
2	174	Skye Blakely	WOGA	Fin:	13.200	13.300	26.500
				D:	5.200	5.200	
				E:	8.000	8.100	
				ND:			
3	162	Kayla Di Cello	Hills	Fin:	12.850	13.150	26.000
				D:	5.400	5.500	
				E:	7.450	7.650	
				ND:			
4	165	Olivia Greaves	MG Elite	Fin:	13.000	12.900	25.900
				D:	4.900	4.900	
				E:	8.100	8.000	
				ND:			
5	166	Sunisa Lee	Midwest	Fin:	12.800	13.050	25.850
				D:	5.300	5.300	
				E:	7.500	7.750	
				ND:			
6	153	Sophia Butler	Discover	Fin:	12.800	12.850	25.650
				D:	5.000	5.000	
				E:	7.800	7.850	
				ND:			
7	156	Alexis Jeffrey	GAGE	Fin:	12.800	12.800	25.600
				D:	4.800	4.800	
				E:	8.000	8.000	
				ND:			
8	171	Tori Tatum	Twin City Twisters	Fin:	12.900	12.650	25.550
				D:	5.100	5.100	
				E:	7.800	7.650	
				ND:		-0.100	
9T	169	Konnor McClain	Revolution	Fin:	12.600	12.750	25.350
				D:	5.000	5.000	
				E:	7.700	7.750	
				ND:	-0.100		
9T	173	Karis German	World Champions	Fin:	12.650	12.700	25.350
				D:	5.100	5.100	
				E:	7.550	7.600	
				ND:			
11	168	Brenna Neault	Precision	Fin:	12.400	12.550	24.950
				D:	4.900	4.700	
				E:	7.500	7.850	
				ND:			
12T	152	Lilly Lippeatt	Cincinnati Gym	Fin:	12.350	12.500	24.850
				D:	5.000	5.000	
				E:	7.350	7.500	
				ND:			

2018 U.S. Championships - Women Day 2

Event Results - Multi

Aug 19, 2018

Page: 2
 Printed: 8/19/2018 3:13:55 PM
 Women / JR / Junior
 Session: 3W

#1 = 2018 U.S. Championships - Women Day 2: 100%

#2 = 2018 U.S. Championships - Women Day 1: 100%







Place	Num	Name	Gym		#2	#1	Score
12T	167	Levi Jung-Ruivivar	Paramount	Fin:	12.300	12.550	24.850
				D:	4.800	4.900	
				E:	7.500	7.650	
				ND:			
14	164	Zoe Gravier	MG Elite	Fin:	12.350	12.350	24.700
				D:	4.800	4.800	
				E:	7.550	7.550	
				ND:			
15T	175	Ciena Alipio	West Valley	Fin:	12.100	12.550	24.650
				D:	4.900	4.800	
				E:	7.200	7.750	
				ND:			
15T	155	Aleah Finnegan	GAGE	Fin:	11.700	12.950	24.650
				D:	4.700	4.700	
				E:	7.000	8.250	
				ND:			
17	159	Kailin Chio	Gymcats	Fin:	12.350	12.250	24.600
				D:	5.000	5.000	
				E:	7.350	7.250	
				ND:			
18	160	Selena Harris	Gymcats	Fin:	12.050	12.150	24.200
				D:	4.800	5.100	
				E:	7.250	7.050	
				ND:			
19	154	Sydney Morris	First State	Fin:	11.450	12.550	24.000
				D:	4.700	5.000	
				E:	6.750	7.550	
				ND:			
20	161	Claire Dean	Head Over Heels	Fin:	12.200	11.600	23.800
				D:	4.700	4.700	
				E:	7.500	6.900	
				ND:			
21	163	Katelyn Rosen	Mavericks	Fin:	10.750	11.800	22.550
				D:	3.700	4.600	
				E:	7.050	7.200	
				ND:			
22	170	Jordan Bowers	Solid Rock	Fin:	12.650	0.000	12.650
				D:	5.200	0.000	
				E:	7.450	0.000	
				ND:			
23	172	Sydney Barros	Texas Dreams	Fin:	12.250	0.000	12.250
				D:	4.600	0.000	
				E:	7.650	0.000	
				ND:			

2018 U.S. Championships - Women Day 1

Meet Results

Aug 17, 2018

Page: 1
 Printed: 8/17/2018 9:59:15 PM
 Women / SR / Senior
 Session: 2W
 Judge's Signatures





Rank	Num	Name	Gym					AA
1	119	Simone Biles	World Champions	Diff: 6.000 Exec: 9.600 ND: _____ Final: 15.600 Place: _____	6.200 8.650 _____ 14.850 1	6.500 8.700 _____ 15.200 1	6.700 8.350 -0.600 14.450 1	60.100 1
2	106	Morgan Hurd	First State	Diff: 5.400 Exec: 9.000 ND: _____ Final: 14.400 Place: _____	6.100 8.550 _____ 14.650 2	5.600 8.500 _____ 14.100 4	5.600 8.250 _____ 13.850 3	57.000 2
3	111	Riley McCusker	MG Elite	Diff: 5.400 Exec: 8.700 ND: _____ Final: 14.100 Place: _____	5.900 8.600 _____ 14.500 3	5.800 8.350 _____ 14.150 3	5.400 8.200 -0.300 13.300 8	56.050 3
4	115	Grace McCallum	Twin City Twisters	Diff: 5.400 Exec: 9.000 ND: _____ Final: 14.400 Place: _____	5.600 8.300 _____ 13.900 6	5.400 8.400 _____ 13.800 5	5.600 8.200 _____ 13.800 4	55.900 4
5	113	Trinity Thomas	Prestige	Diff: 4.800 Exec: 9.200 ND: _____ Final: 14.000 Place: _____	5.700 8.700 _____ 14.400 4	5.100 8.650 _____ 13.750 6T	5.900 7.550 -0.100 13.350 6T	55.500 5
6	105	Shilese Jones	Future Gymnastics	Diff: 5.400 Exec: 9.300 ND: _____ Final: 14.700 Place: _____	5.300 8.650 _____ 13.950 5	5.400 7.900 _____ 13.300 11T	5.300 8.050 _____ 13.350 6T	55.300 6
7	101	Jade Carey	Arizona Sunrays	Diff: 5.400 Exec: 9.150 ND: _____ Final: 14.550 Place: _____	4.900 7.650 _____ 12.550 14T	5.700 8.050 _____ 13.750 6T	6.300 7.900 -0.100 14.100 2	54.950 7
8	107	Kara Eaker	GAGE	Diff: 4.800 Exec: 8.900 ND: _____ Final: 13.700 Place: _____	5.400 8.100 _____ 13.500 9	6.400 7.800 _____ 14.200 2	5.300 8.100 _____ 13.400 5	54.800 8
9T	124	Alyona Shchennikova	5280 Gym	Diff: 5.400 Exec: 8.600 ND: _____ Final: 14.000 Place: _____	6.000 7.450 _____ 13.450 10	5.500 7.900 -0.100 13.300 11T	5.500 7.500 _____ 13.000 10T	53.750 9T
9T	103	Shania Adams	Buckeye	Diff: 4.400 Exec: 9.100 ND: _____ Final: 13.500 Place: _____	5.100 8.600 _____ 13.700 7	5.200 8.350 _____ 13.550 8T	5.200 7.900 -0.100 13.000 10T	53.750 9T

2018 U.S. Championships - Women Day 1

Meet Results

Aug 17, 2018

Page: 2
 Printed: 8/17/2018 9:59:15 PM
 Women / SR / Senior
 Session: 2W





Rank	Num	Name	Gym					AA
9T	117	Ragan Smith	Texas Dreams	Diff: 5.400 Exec: 8.800 ND: _____ Final: 14.200 Place:	5.900 7.450 _____ 13.350 11	5.500 7.600 _____ 13.100 13T	5.500 7.700 -0.100 13.100 9	53.750 9T
12	112	Jordan Chiles	Naydenov	Diff: 5.800 Exec: 9.200 ND: _____ Final: 15.000 Place:	5.500 7.550 _____ 13.050 12	5.500 8.050 _____ 13.550 8T	5.500 6.700 -0.200 12.000 21	53.600 12
13	118	Margzetta Frazier	UCLA	Diff: 5.400 Exec: 8.600 ND: -0.100 Final: 13.900 Place:	5.700 7.150 -0.300 12.550 14T	5.200 7.900 _____ 13.100 13T	5.200 7.600 _____ 12.800 13	52.350 13
14	122	Audrey Davis	WOGA	Diff: 5.400 Exec: 8.700 ND: _____ Final: 14.100 Place:	5.600 6.150 _____ 11.750 16	5.400 7.650 -0.100 12.950 15	5.000 7.500 _____ 12.500 17	51.300 14
15	120	Sloane Blakely	WOGA	Diff: 4.400 Exec: 9.000 ND: _____ Final: 13.400 Place:	3.900 8.750 _____ 12.650 13	5.400 7.200 _____ 12.600 17	5.200 6.850 _____ 12.050 19T	50.700 15
16	108	Maddie Johnston	Hills	Diff: 4.800 Exec: 8.750 ND: _____ Final: 13.550 Place:	4.500 7.100 _____ 11.600 17	4.900 7.300 _____ 12.200 19	5.200 7.700 _____ 12.900 12	50.250 16
17	121	Luisa Blanco	WOGA	Diff: 4.400 Exec: 8.800 ND: _____ Final: 13.200 Place:	4.000 7.400 _____ 11.400 18	4.700 7.850 _____ 12.550 18	4.900 7.550 _____ 12.450 18	49.600 17
18	104	Olivia Dunne	ENA Paramus	Diff: 4.400 Exec: 8.700 ND: _____ Final: 13.100 Place:	4.900 6.300 _____ 11.200 19	5.000 7.050 -0.100 11.950 20	4.700 7.350 _____ 12.050 19T	48.300 18
19	123	Deanne Soza	Texas Dreams	Diff: 4.400 Exec: 8.600 ND: _____ Final: 13.000 Place:	5.200 8.400 _____ 13.600 8	_____ _____ _____ _____ 21	5.000 7.550 _____ 12.550 16	39.150 19
20	110	Jaylene Gilstrap	Metroplex	Diff: 4.800 Exec: 8.650 ND: _____ Final: 13.450 Place:	_____ _____ _____ _____ 20*	4.900 7.750 _____ 12.650 16	5.100 7.550 _____ 12.650 15	38.750 20

2018 U.S. Championships - Women Day 1

Meet Results

Aug 17, 2018

Page: 3
 Printed: 8/17/2018 9:59:16 PM
 Women / SR / Senior
 Session: 2W

Rank	Num	Name	Gym					AA
21	109	Adeline Kenlin	IGN	Diff: —.——	—.——	5.500	5.100	
				Exec: —.——	—.——	7.900	7.600	
				ND: —.——	—.——			
				Final: —.——	—.——	13.400	12.700	26.100
				Place: —.——	20*	10	14	21

2018 U.S. Championships - Women Day 1

Event Results - Vault

Aug 17, 2018

Page: 1
Printed: 8/17/2018 10:05:26 PM
Women / SR / Senior
Session: 2W



Rank	Num	Name	Gym	Diff	Exec	ND	Score	Out
1	119	Simone Biles	World Champions	6.000 5.800	9.600 9.650	-. -.	15.525	0.000
2	112	Jordan Chiles	Naydenov	5.800 4.800	9.200 9.000	-. -.	14.400	1.125
3	101	Jade Carey	Arizona Sunrays	5.400 5.200	9.150 8.850	-. -0.1	14.250	1.275

2018 U.S. Championships - Women Day 2

Meet Results - Multi





Aug 19, 2018

Page: 1
Printed: 8/19/2018 10:03:32 PM

Women / SR / Senior

Session: 4W

Judge's Signatures





Rank	Num	Name/Gym						AA
1	119	Simone Biles World Champions	Prelims	Final: 15.600	14.850	15.200	14.450	60.100
				D/E: 6.0 / 9.600	6.2 / 8.650	6.5 / 8.700	6.7 / 8.350	-0.6
			ND:					
			Finals	Final: 15.600	14.550	14.900	14.700	59.750
				D/E: 6.0 / 9.600	6.2 / 8.350	6.5 / 8.400	6.6 / 8.200	-0.1
			ND:					
Combined Total:								119.850
2	106	Morgan Hurd First State	Prelims	Final: 14.400	14.650	14.100	13.850	57.000
				D/E: 5.4 / 9.000	6.1 / 8.550	5.6 / 8.500	5.6 / 8.250	
			ND:					
			Finals	Final: 14.400	14.500	13.550	13.850	56.300
				D/E: 5.4 / 9.000	6.1 / 8.400	5.4 / 8.150	5.5 / 8.350	
			ND:					
Combined Total:								113.300
3	111	Riley McCusker MG Elite	Prelims	Final: 14.100	14.500	14.150	13.300	56.050
				D/E: 5.4 / 8.700	5.9 / 8.600	5.8 / 8.350	5.4 / 8.200	-0.3
			ND:					
			Finals	Final: 14.100	14.800	14.350	13.450	56.700
				D/E: 5.4 / 8.800	6.0 / 8.800	5.7 / 8.650	5.3 / 8.150	
			ND:	-0.1				
Combined Total:								112.750
4	115	Grace McCallum Twin City Twisters	Prelims	Final: 14.400	13.900	13.800	13.800	55.900
				D/E: 5.4 / 9.000	5.6 / 8.300	5.4 / 8.400	5.6 / 8.200	
			ND:					
			Finals	Final: 14.600	13.650	13.700	13.800	55.750
				D/E: 5.4 / 9.200	5.7 / 7.950	5.5 / 8.200	5.6 / 8.200	
			ND:					
Combined Total:								111.650
5	105	Shilese Jones Future Gymnastics	Prelims	Final: 14.700	13.950	13.300	13.350	55.300
				D/E: 5.4 / 9.300	5.3 / 8.650	5.4 / 7.900	5.3 / 8.050	
			ND:					
			Finals	Final: 14.350	13.600	13.200	13.400	54.550
				D/E: 5.4 / 8.950	5.3 / 8.300	5.3 / 7.900	5.5 / 7.900	
			ND:					
Combined Total:								109.850
6	101	Jade Carey Arizona Sunrays	Prelims	Final: 14.550	12.550	13.750	14.100	54.950
				D/E: 5.4 / 9.150	4.9 / 7.650	5.7 / 8.050	6.3 / 7.900	-0.1
			ND:					
			Finals	Final: 14.650	12.950	12.950	14.200	54.750
				D/E: 5.4 / 9.250	5.0 / 7.950	5.3 / 7.650	6.3 / 7.900	
			ND:					
Combined Total:								109.700
7	107	Kara Eaker GAGE	Prelims	Final: 13.700	13.500	14.200	13.400	54.800
				D/E: 4.8 / 8.900	5.4 / 8.100	6.4 / 7.800	5.3 / 8.100	
			ND:					
			Finals	Final: 13.300	13.550	14.450	13.550	54.850
				D/E: 4.8 / 8.500	5.4 / 8.150	6.3 / 8.150	5.3 / 8.250	
			ND:					
Combined Total:								109.650

2018 U.S. Championships - Women Day 2

Meet Results - Multi

Aug 19, 2018

Page: 2
 Printed: 8/19/2018 10:03:32 PM
 Women / SR / Senior
 Session: 4W





Rank	Num	Name/Gym						AA
8	113	Trinity Thomas Prestige	Prelims	Final: 14.000	14.400	13.750	13.350	55.500
				D/E: 4.8 / 9.200	5.7 / 8.700	5.1 / 8.650	5.9 / 7.550	
			ND:				-0.1	
			Finals	Final: 13.900	13.500	13.250	13.450	54.100
				D/E: 4.8 / 9.100	5.3 / 8.200	5.0 / 8.250	5.7 / 8.050	
			ND:				-0.3	
Combined Total:								109.600
9	124	Alyona Shchennikova 5280 Gym	Prelims	Final: 14.000	13.450	13.300	13.000	53.750
				D/E: 5.4 / 8.600	6.0 / 7.450	5.5 / 7.900	5.5 / 7.500	
			ND:				-0.1	
			Finals	Final: 14.050	14.300	13.050	12.950	54.350
				D/E: 5.4 / 8.650	6.2 / 8.100	5.5 / 7.650	5.4 / 7.550	
			ND:				-0.1	
Combined Total:								108.100
10	117	Ragan Smith Texas Dreams	Prelims	Final: 14.200	13.350	13.100	13.100	53.750
				D/E: 5.4 / 8.800	5.9 / 7.450	5.5 / 7.600	5.5 / 7.700	
			ND:				-0.1	
			Finals	Final: 14.050	13.150	13.650	12.600	53.450
				D/E: 5.4 / 8.650	5.9 / 7.250	5.5 / 8.150	5.3 / 7.300	
			ND:					
Combined Total:								107.200
11	112	Jordan Chiles Naydenov	Prelims	Final: 15.000	13.050	13.550	12.000	53.600
				D/E: 5.8 / 9.200	5.5 / 7.550	5.5 / 8.050	5.5 / 6.700	
			ND:				-0.2	
			Finals	Final: 14.800	13.850	12.100	12.500	53.250
				D/E: 5.5 / 9.300	5.5 / 8.350	5.2 / 6.900	5.5 / 7.000	
			ND:					
Combined Total:								106.850
12	103	Shania Adams Buckeye	Prelims	Final: 13.500	13.700	13.550	13.000	53.750
				D/E: 4.4 / 9.100	5.1 / 8.600	5.2 / 8.350	5.2 / 7.900	
			ND:				-0.1	
			Finals	Final: 13.400	13.800	13.300	11.650	52.150
				D/E: 4.4 / 9.000	5.1 / 8.700	5.2 / 8.100	4.8 / 7.150	
			ND:				-0.3	
Combined Total:								105.900
13	118	Margzetta Frazier UCLA	Prelims	Final: 13.900	12.550	13.100	12.800	52.350
				D/E: 5.4 / 8.600	5.7 / 7.150	5.2 / 7.900	5.2 / 7.600	
			ND:	-0.1	-0.3			
			Finals	Final: 14.150	13.950	12.150	13.050	53.300
				D/E: 5.4 / 8.750	5.9 / 8.050	5.1 / 7.150	5.3 / 7.750	
			ND:				-0.1	
Combined Total:								105.650
14	122	Audrey Davis WOGA	Prelims	Final: 14.100	11.750	12.950	12.500	51.300
				D/E: 5.4 / 8.700	5.6 / 6.150	5.4 / 7.650	5.0 / 7.500	
			ND:				-0.1	
			Finals	Final: 14.000	13.800	13.100	12.350	53.250
				D/E: 5.4 / 8.600	5.6 / 8.200	5.4 / 7.700	4.7 / 7.650	
			ND:					
Combined Total:								104.550

2018 U.S. Championships - Women Day 2

Meet Results - Multi

Aug 19, 2018

Page: 3
 Printed: 8/19/2018 10:03:32 PM
 Women / SR / Senior
 Session: 4W

Rank	Num	Name/Gym						AA
15	108	Maddie Johnston Hills	Prelims	Final: 13.550	11.600	12.200	12.900	50.250
				D/E: 4.8 / 8.750	4.5 / 7.100	4.9 / 7.300	5.2 / 7.700	
			Finals	Final: 13.450	12.850	13.050	12.650	52.000
				D/E: 4.8 / 8.650	5.1 / 7.750	5.0 / 8.050	5.1 / 7.550	
				ND:				
								<u>Combined Total: 102.250</u>
16	120	Sloane Blakely WOGA	Prelims	Final: 13.400	12.650	12.600	12.050	50.700
				D/E: 4.4 / 9.000	3.9 / 8.750	5.4 / 7.200	5.2 / 6.850	
			Finals	Final: 13.500	10.900	13.800	12.800	51.000
				D/E: 4.4 / 9.100	3.9 / 7.000	5.6 / 8.200	5.1 / 7.700	
				ND:				
								<u>Combined Total: 101.700</u>
17	121	Luisa Blanco WOGA	Prelims	Final: 13.200	11.400	12.550	12.450	49.600
				D/E: 4.4 / 8.800	4.0 / 7.400	4.7 / 7.850	4.9 / 7.550	
			Finals	Final: 13.350	12.100	13.000	12.950	51.400
				D/E: 4.4 / 8.950	4.8 / 7.300	5.2 / 7.800	4.9 / 8.050	
				ND:				
								<u>Combined Total: 101.000</u>
18	104	Olivia Dunne ENA Paramus	Prelims	Final: 13.100	11.200	11.950	12.050	48.300
				D/E: 4.4 / 8.700	4.9 / 6.300	5.0 / 7.050	4.7 / 7.350	
			Finals	Final: 13.100	12.400	12.350	12.600	50.450
				D/E: 4.4 / 8.700	5.2 / 7.200	4.9 / 7.450	5.0 / 7.600	
				ND:		-0.1		
								<u>Combined Total: 98.750</u>
19	110	Jaylene Gilstrap Metroplex	Prelims	Final: 13.450	___	12.650	12.650	38.750
				D/E: 4.8 / 8.650		4.9 / 7.750	5.1 / 7.550	
			Finals	Final: 13.500	___	13.000	12.850	39.350
				D/E: 4.8 / 8.700		4.8 / 8.200	5.1 / 7.750	
				ND:				
								<u>Combined Total: 78.100</u>
20	123	Deanne Soza Texas Dreams	Prelims	Final: 13.000	13.600	___	12.550	39.150
				D/E: 4.4 / 8.600	5.2 / 8.400		5.0 / 7.550	
			Finals	Final: 13.250	12.450	___	12.200	37.900
				D/E: 4.4 / 8.850	5.2 / 7.250		4.7 / 7.500	
				ND:				
								<u>Combined Total: 77.050</u>
21	109	Adeline Kenlin IGN	Prelims	Final: ___	___	13.400	12.700	26.100
				D/E: ___		5.5 / 7.900	5.1 / 7.600	
			Finals	Final: ___	___	12.250	12.100	24.350
				D/E: ___		5.4 / 6.850	5.1 / 7.000	
				ND:				
								<u>Combined Total: 50.450</u>

2018 U.S. Championships - Women Day 2

Event Results - Multi

Aug 19, 2018

#1 = 2018 U.S. Championships - Women Day 2: 100%

#2 = 2018 U.S. Championships - Women Day 1: 100%

Page: 1
Printed: 8/19/2018 10:03:33 PM
Women / SR / Senior
Session: 4W



Place	Num	Name	Gym		#2	#1	Score
1	119	Simone Biles	World Champions	Fin:	15.525	15.600	31.125
				D:	6.000/5.800	6.000/5.800	
				E:	9.600/9.650	9.600/9.800	
				ND:	/	/	
2	112	Jordan Chiles	Naydenov	Fin:	14.400	14.350	28.750
				D:	5.800/4.800	5.500/4.800	
				E:	9.200/9.000	9.300/9.100	
				ND:	/	/	
3	101	Jade Carey	Arizona Sunrays	Fin:	14.250	14.150	28.400
				D:	5.400/5.200	5.400/4.800	
				E:	9.150/8.850	9.250/8.850	
				ND:	/-0.100	/	

2018 U.S. Championships - Women Day 2

Event Results - Multi

Aug 19, 2018

#1 = 2018 U.S. Championships - Women Day 2: 100%

#2 = 2018 U.S. Championships - Women Day 1: 100%

Page: 1
 Printed: 8/19/2018 10:03:34 PM
 Women / SR / Senior
 Session: 4W



Place	Num	Name	Gym		#2	#1	Score
1	119	Simone Biles	World Champions	Fin:	14.850	14.550	29.400
				D:	6.200	6.200	
				E:	8.650	8.350	
				ND:			
2	111	Riley McCusker	MG Elite	Fin:	14.500	14.800	29.300
				D:	5.900	6.000	
				E:	8.600	8.800	
				ND:			
3	106	Morgan Hurd	First State	Fin:	14.650	14.500	29.150
				D:	6.100	6.100	
				E:	8.550	8.400	
				ND:			
4	113	Trinity Thomas	Prestige	Fin:	14.400	13.500	27.900
				D:	5.700	5.300	
				E:	8.700	8.200	
				ND:			
5	124	Alyona Shchennikova	5280 Gym	Fin:	13.450	14.300	27.750
				D:	6.000	6.200	
				E:	7.450	8.100	
				ND:			
6T	105	Shilese Jones	Future Gymnastics	Fin:	13.950	13.600	27.550
				D:	5.300	5.300	
				E:	8.650	8.300	
				ND:			
6T	115	Grace McCallum	Twin City Twisters	Fin:	13.900	13.650	27.550
				D:	5.600	5.700	
				E:	8.300	7.950	
				ND:			
8	103	Shania Adams	Buckeye	Fin:	13.700	13.800	27.500
				D:	5.100	5.100	
				E:	8.600	8.700	
				ND:			
9	107	Kara Eaker	GAGE	Fin:	13.500	13.550	27.050
				D:	5.400	5.400	
				E:	8.100	8.150	
				ND:			
10	112	Jordan Chiles	Naydenov	Fin:	13.050	13.850	26.900
				D:	5.500	5.500	
				E:	7.550	8.350	
				ND:			
11T	117	Ragan Smith	Texas Dreams	Fin:	13.350	13.150	26.500
				D:	5.900	5.900	
				E:	7.450	7.250	
				ND:			
11T	118	Margzetta Frazier	UCLA	Fin:	12.550	13.950	26.500
				D:	5.700	5.900	
				E:	7.150	8.050	
				ND:	-0.300		

2018 U.S. Championships - Women Day 2

Event Results - Multi

Aug 19, 2018

Page: 2
 Printed: 8/19/2018 10:03:34 PM
 Women / SR / Senior
 Session: 4W

#1 = 2018 U.S. Championships - Women Day 2: 100%

#2 = 2018 U.S. Championships - Women Day 1: 100%



Place	Num	Name	Gym		#2	#1	Score
13	123	Deanne Soza	Texas Dreams	Fin:	13.600	12.450	26.050
				D:	5.200	5.200	
				E:	8.400	7.250	
				ND:			
14	122	Audrey Davis	WOGA	Fin:	11.750	13.800	25.550
				D:	5.600	5.600	
				E:	6.150	8.200	
				ND:			
15	101	Jade Carey	Arizona Sunrays	Fin:	12.550	12.950	25.500
				D:	4.900	5.000	
				E:	7.650	7.950	
				ND:			
16	108	Maddie Johnston	Hills	Fin:	11.600	12.850	24.450
				D:	4.500	5.100	
				E:	7.100	7.750	
				ND:			
17	104	Olivia Dunne	ENA Paramus	Fin:	11.200	12.400	23.600
				D:	4.900	5.200	
				E:	6.300	7.200	
				ND:			
18	120	Sloane Blakely	WOGA	Fin:	12.650	10.900	23.550
				D:	3.900	3.900	
				E:	8.750	7.000	
				ND:			
19	121	Luisa Blanco	WOGA	Fin:	11.400	12.100	23.500
				D:	4.000	4.800	
				E:	7.400	7.300	
				ND:			

2018 U.S. Championships - Women Day 2

Event Results - Multi

Aug 19, 2018

Page: 1
 Printed: 8/19/2018 10:03:36 PM
 Women / SR / Senior
 Session: 4W

#1 = 2018 U.S. Championships - Women Day 2: 100%

#2 = 2018 U.S. Championships - Women Day 1: 100%



Place	Num	Name	Gym		#2	#1	Score
1	119	Simone Biles	World Champions	Fin:	15.200	14.900	30.100
				D:	6.500	6.500	
				E:	8.700	8.400	
				ND:			
2	107	Kara Eaker	GAGE	Fin:	14.200	14.450	28.650
				D:	6.400	6.300	
				E:	7.800	8.150	
				ND:			
3	111	Riley McCusker	MG Elite	Fin:	14.150	14.350	28.500
				D:	5.800	5.700	
				E:	8.350	8.650	
				ND:			
4	106	Morgan Hurd	First State	Fin:	14.100	13.550	27.650
				D:	5.600	5.400	
				E:	8.500	8.150	
				ND:			
5	115	Grace McCallum	Twin City Twisters	Fin:	13.800	13.700	27.500
				D:	5.400	5.500	
				E:	8.400	8.200	
				ND:			
6	113	Trinity Thomas	Prestige	Fin:	13.750	13.250	27.000
				D:	5.100	5.000	
				E:	8.650	8.250	
				ND:			
7	103	Shania Adams	Buckeye	Fin:	13.550	13.300	26.850
				D:	5.200	5.200	
				E:	8.350	8.100	
				ND:			
8	117	Ragan Smith	Texas Dreams	Fin:	13.100	13.650	26.750
				D:	5.500	5.500	
				E:	7.600	8.150	
				ND:			
9	101	Jade Carey	Arizona Sunrays	Fin:	13.750	12.950	26.700
				D:	5.700	5.300	
				E:	8.050	7.650	
				ND:			
10	105	Shilese Jones	Future Gymnastics	Fin:	13.300	13.200	26.500
				D:	5.400	5.300	
				E:	7.900	7.900	
				ND:			
11	120	Sloane Blakely	WOGA	Fin:	12.600	13.800	26.400
				D:	5.400	5.600	
				E:	7.200	8.200	
				ND:			
12	124	Alyona Shchennikova	5280 Gym	Fin:	13.300	13.050	26.350
				D:	5.500	5.500	
				E:	7.900	7.650	
				ND:	-0.100	-0.100	

2018 U.S. Championships - Women Day 2

Event Results - Multi

Aug 19, 2018

#1 = 2018 U.S. Championships - Women Day 2: 100%

#2 = 2018 U.S. Championships - Women Day 1: 100%

Page: 2
 Printed: 8/19/2018 10:03:36 PM
 Women / SR / Senior
 Session: 4W



Place	Num	Name	Gym		#2	#1	Score
13	122	Audrey Davis	WOGA	Fin:	12.950	13.100	26.050
				D:	5.400	5.400	
				E:	7.650	7.700	
				ND:	-0.100		
14T	112	Jordan Chiles	Naydenov	Fin:	13.550	12.100	25.650
				D:	5.500	5.200	
				E:	8.050	6.900	
				ND:			
14T	109	Adeline Kenlin	IGN	Fin:	13.400	12.250	25.650
				D:	5.500	5.400	
				E:	7.900	6.850	
				ND:			
14T	110	Jaylene Gilstrap	Metroplex	Fin:	12.650	13.000	25.650
				D:	4.900	4.800	
				E:	7.750	8.200	
				ND:			
17	121	Luisa Blanco	WOGA	Fin:	12.550	13.000	25.550
				D:	4.700	5.200	
				E:	7.850	7.800	
				ND:			
18T	108	Maddie Johnston	Hills	Fin:	12.200	13.050	25.250
				D:	4.900	5.000	
				E:	7.300	8.050	
				ND:			
18T	118	Margzetta Frazier	UCLA	Fin:	13.100	12.150	25.250
				D:	5.200	5.100	
				E:	7.900	7.150	
				ND:		-0.100	
20	104	Olivia Dunne	ENA Paramus	Fin:	11.950	12.350	24.300
				D:	5.000	4.900	
				E:	7.050	7.450	
				ND:	-0.100		

2018 U.S. Championships - Women Day 2

Event Results - Multi

Aug 19, 2018

#1 = 2018 U.S. Championships - Women Day 2: 100%

#2 = 2018 U.S. Championships - Women Day 1: 100%

Page: 1
 Printed: 8/19/2018 10:03:37 PM
 Women / SR / Senior
 Session: 4W



Place	Num	Name	Gym		#2	#1	Score
1	119	Simone Biles	World Champions	Fin:	14.450	14.700	29.150
				D:	6.700	6.600	
				E:	8.350	8.200	
				ND:	-0.600	-0.100	
2	101	Jade Carey	Arizona Sunrays	Fin:	14.100	14.200	28.300
				D:	6.300	6.300	
				E:	7.900	7.900	
				ND:	-0.100		
3	106	Morgan Hurd	First State	Fin:	13.850	13.850	27.700
				D:	5.600	5.500	
				E:	8.250	8.350	
				ND:			
4	115	Grace McCallum	Twin City Twisters	Fin:	13.800	13.800	27.600
				D:	5.600	5.600	
				E:	8.200	8.200	
				ND:			
5	107	Kara Eaker	GAGE	Fin:	13.400	13.550	26.950
				D:	5.300	5.300	
				E:	8.100	8.250	
				ND:			
6	113	Trinity Thomas	Prestige	Fin:	13.350	13.450	26.800
				D:	5.900	5.700	
				E:	7.550	8.050	
				ND:	-0.100	-0.300	
7T	105	Shilese Jones	Future Gymnastics	Fin:	13.350	13.400	26.750
				D:	5.300	5.500	
				E:	8.050	7.900	
				ND:			
7T	111	Riley McCusker	MG Elite	Fin:	13.300	13.450	26.750
				D:	5.400	5.300	
				E:	8.200	8.150	
				ND:	-0.300		
9	124	Alyona Shchennikova	5280 Gym	Fin:	13.000	12.950	25.950
				D:	5.500	5.400	
				E:	7.500	7.550	
				ND:			
10	118	Margzetta Frazier	UCLA	Fin:	12.800	13.050	25.850
				D:	5.200	5.300	
				E:	7.600	7.750	
				ND:			
11	117	Ragan Smith	Texas Dreams	Fin:	13.100	12.600	25.700
				D:	5.500	5.300	
				E:	7.700	7.300	
				ND:	-0.100		
12	108	Maddie Johnston	Hills	Fin:	12.900	12.650	25.550
				D:	5.200	5.100	
				E:	7.700	7.550	
				ND:			

2018 U.S. Championships - Women Day 2

Event Results - Multi

Aug 19, 2018

#1 = 2018 U.S. Championships - Women Day 2: 100%

#2 = 2018 U.S. Championships - Women Day 1: 100%

Page: 2
 Printed: 8/19/2018 10:03:37 PM
 Women / SR / Senior
 Session: 4W



Place	Num	Name	Gym		#2	#1	Score
13	110	Jaylene Gilstrap	Metroplex	Fin:	12.650	12.850	25.500
				D:	5.100	5.100	
				E:	7.550	7.750	
				ND:			
14	121	Luisa Blanco	WOGA	Fin:	12.450	12.950	25.400
				D:	4.900	4.900	
				E:	7.550	8.050	
				ND:			
15T	120	Sloane Blakely	WOGA	Fin:	12.050	12.800	24.850
				D:	5.200	5.100	
				E:	6.850	7.700	
				ND:			
15T	122	Audrey Davis	WOGA	Fin:	12.500	12.350	24.850
				D:	5.000	4.700	
				E:	7.500	7.650	
				ND:			
17	109	Adeline Kenlin	IGN	Fin:	12.700	12.100	24.800
				D:	5.100	5.100	
				E:	7.600	7.000	
				ND:			
18	123	Deanne Soza	Texas Dreams	Fin:	12.550	12.200	24.750
				D:	5.000	4.700	
				E:	7.550	7.500	
				ND:			
19T	104	Olivia Dunne	ENA Paramus	Fin:	12.050	12.600	24.650
				D:	4.700	5.000	
				E:	7.350	7.600	
				ND:			
19T	103	Shania Adams	Buckeye	Fin:	13.000	11.650	24.650
				D:	5.200	4.800	
				E:	7.900	7.150	
				ND:	-0.100	-0.300	
21	112	Jordan Chiles	Naydenov	Fin:	12.000	12.500	24.500
				D:	5.500	5.500	
				E:	6.700	7.000	
				ND:	-0.200		