

Paul Ricard  
Euroformula Open  
Race - 2  
Provisional Results



Cls	Nº	Entrant	Nat	Driver	Nat	Cat	Cls	Chassis - Engine	Team	Laps	Total Time	Gap	Interval	Km/h	Best	Time	Km/h
1	20	Cryptotower Racing	●	Yifei Ye	CHN			Dallara F320 Spiess	Cryptotower Racing	16	30:39.474			182.3	5	1:54.281	183.4
2	31	Carlin	●	Zane Maloney	BRB	R	1	Dallara F320 Spiess	Carlin	16	30:40.532	1.058	1.058	182.2	11	1:54.343	183.3
3	69	Cryptotower Racing	●	Lukas Dunner	AUT			Dallara F320 Spiess	Cryptotower Racing	16	30:42.017	2.543	1.485	182.0	5	1:54.331	183.3
4	16	Van Amersfoort	●	Andreas Estner	DEU			Dallara F320 HWA	Van Amersfoort	16	30:53.419	13.945	11.402	180.9	6	1:55.041	182.1
5	6	Carlin	●	Ido Cohen	ISR			Dallara F320 Spiess	Carlin	16	30:54.131	14.657	0.712	180.8	10	1:54.852	182.4
6	4	Team Motopark	●	Niklas Krütten	DEU	R	2	Dallara F320 Spiess	Team Motopark	16	30:55.769	16.295	1.638	180.7	11	1:54.996	182.2
7	26	Double R	●	Ayrton Simmons	GBR			Dallara F320 HWA	Double R	16	30:56.401	16.927	0.632	180.6	12	1:55.015	182.2
8	28	Team Motopark	●	Cameron Das	USA			Dallara F320 Spiess	Team Motopark	16	30:59.634	20.160	3.233	180.3	11	1:54.826	182.5
9	99	Cryptotower Racing	●	Rui Andrade	AGO			Dallara F320 Spiess	Cryptotower Racing	16	31:10.452	30.978	10.818	179.2	6	1:55.766	181.0
10	12	DRIVEX	●	Glenn Van Berlo	NLD	R	3	Dallara F320 HWA	DRIVEX	16	31:10.935	31.461	0.483	179.2	12	1:55.400	181.6
11	15	Van Amersfoort	●	Sebastian Estner	DEU	R	4	Dallara F320 HWA	Van Amersfoort	16	31:12.623	33.149	1.688	179.0	7	1:55.438	181.5
12	25	Van Amersfoort	●	Alexandre Bardinon	FRA			Dallara F320 HWA	Van Amersfoort	16	31:26.673	47.199	14.050	177.7	11	1:55.827	180.9
13	34	DRIVEX	●	Shihab Al-Habsi	OMN	R	5	Dallara F320 HWA	DRIVEX	16	31:27.902	48.428	1.229	177.6	5	1:56.341	180.1
14	33	Team Motopark	●	Manuel Maldonado	VEN			Dallara F320 Spiess	Team Motopark	16	31:46.347	1:06.873	18.445	175.9	3	1:55.374	181.6

Fastest lap Yifei Ye in 1:54.281 at 183.4 Km/h in lap 5

CAR #25 - 5 SECONDS TIME PENALTY TO BE ADDED TO RACE TIME - CAUSING A COLISION

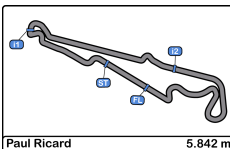
CAR #33 - 5 SECONDS TIME PENALTY TO BE ADDED TO RACE TIME - CAUSING A COLISION

Published at:.....

Track Temp: 42.9 °C Air Temp: 26.8 °C Humidity: 35 % Track Status: DRY

Stewards:	Race Director:	Timekeeper:
-----------	----------------	-------------





**Paul Ricard**  
**Euroformula Open**  
**Race - 2**  
**Provisional Results by Class**




Cls	Nº	Entrant	Nat	Driver	Nat	Cat	Cls	Chassis - Engine	Team	Laps	Total Time	Gap	Interval	Km/h	Best	Time	Km/h	
1	20	Cryptotower Racing	●	JPN Yifei Ye	🇨🇳	CHN		Dallara F320 Spiess	Cryptotower Racing	16	<b>30:39.474</b>			182.3	5	1:54.281	183.4	
2	69	Cryptotower Racing	●	JPN Lukas Dunner	🇦🇹	AUT		Dallara F320 Spiess	Cryptotower Racing	16	<b>30:42.017</b>	2.543	2.543	182.0	5	1:54.331	183.3	
3	16	Van Amersfoort	🇳🇱	NLD Andreas Estner	🇩🇪	DEU		Dallara F320 HWA	Van Amersfoort	16	<b>30:53.419</b>	13.945	11.402	180.9	6	1:55.041	182.1	
4	6	Carlin	🇬🇧	GBR Ido Cohen	🇮🇱	ISR		Dallara F320 Spiess	Carlin	16	<b>30:54.131</b>	14.657	0.712	180.8	10	1:54.852	182.4	
5	26	Double R	🇬🇧	GBR Ayrton Simmons	🇬🇧	GBR		Dallara F320 HWA	Double R	16	<b>30:56.401</b>	16.927	2.270	180.6	12	1:55.015	182.2	
6	28	Team Motopark	🇩🇪	DEU Cameron Das	🇺🇸	USA		Dallara F320 Spiess	Team Motopark	16	<b>30:59.634</b>	20.160	3.233	180.3	11	1:54.826	182.5	
7	99	Cryptotower Racing	●	JPN Rui Andrade	🇦🇴	AGO		Dallara F320 Spiess	Cryptotower Racing	16	<b>31:10.452</b>	30.978	10.818	179.2	6	1:55.766	181.0	
8	25	Van Amersfoort	🇳🇱	NLD Alexandre Bardinon	🇫🇷	FRA		Dallara F320 HWA	Van Amersfoort	16	<b>31:26.673</b>	47.199	16.221	177.7	11	1:55.827	180.9	
9	33	Team Motopark	🇩🇪	DEU Manuel Maldonado	🇻🇪	VEN		Dallara F320 Spiess	Team Motopark	16	<b>31:46.347</b>	1:06.873	19.674	175.9	3	1:55.374	181.6	
<b>Rookie</b>																		
1	31	Carlin	🇬🇧	GBR Zane Maloney	🇧🇧	BRB	R	1	Dallara F320 Spiess	Carlin	16	<b>30:40.532</b>			182.2	11	1:54.343	183.3
2	4	Team Motopark	🇩🇪	DEU Niklas Krütten	🇩🇪	DEU	R	2	Dallara F320 Spiess	Team Motopark	16	<b>30:55.769</b>	16.295	15.237	180.7	11	1:54.996	182.2
3	12	DRIVEX	🇪🇸	ESP Glenn Van Berlo	🇳🇱	NLD	R	3	Dallara F320 HWA	DRIVEX	16	<b>31:10.935</b>	31.461	15.166	179.2	12	1:55.400	181.6
4	15	Van Amersfoort	🇳🇱	NLD Sebastian Estner	🇩🇪	DEU	R	4	Dallara F320 HWA	Van Amersfoort	16	<b>31:12.623</b>	33.149	1.688	179.0	7	1:55.438	181.5
5	34	DRIVEX	🇪🇸	ESP Shihab Al-Habsi	🇴🇲	OMN	R	5	Dallara F320 HWA	DRIVEX	16	<b>31:27.902</b>	48.428	15.279	177.6	5	1:56.341	180.1

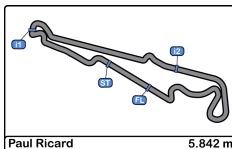
**Fastest lap Yifei Ye in 1:54.281 at 183.4 Km/h in lap 5**

Published at:.....

Track Temp: **42.9 °C** Air Temp: **26.8 °C** Humidity: **35 %** Track Status: **DRY**

<b>Stewards:</b>	<b>Race Director:</b>	<b>Timekeeper:</b> 
------------------	-----------------------	--





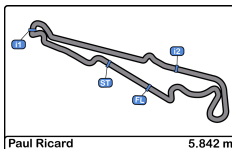
**Paul Ricard**  
**Euroformula Open**  
**Race - 2**



**Provisional Classification by Driver Fastest Lap**

Clas	Nº	Entrant	Nat	Driver	Nat	Cat	Clas	Chassis - Engine	Team	Laps	Best	Time	Gap	Interval	Km/h
1	20	Cryptotower Racing		Yifei Ye				Dallara F320 Spiess	Cryptotower Racing	16	5	1:54.281			183.4
2	69	Cryptotower Racing		Lukas Dunner				Dallara F320 Spiess	Cryptotower Racing	16	5	1:54.331	0.050	0.050	183.3
3	31	Carlin		Zane Maloney		R	1	Dallara F320 Spiess	Carlin	16	11	1:54.343	0.062	0.012	183.3
4	28	Team Motopark		Cameron Das				Dallara F320 Spiess	Team Motopark	16	11	1:54.826	0.545	0.483	182.5
5	6	Carlin		Ido Cohen				Dallara F320 Spiess	Carlin	16	10	1:54.852	0.571	0.026	182.4
6	4	Team Motopark		Niklas Krütten		R	2	Dallara F320 Spiess	Team Motopark	16	11	1:54.996	0.715	0.144	182.2
7	26	Double R		Ayrton Simmons				Dallara F320 HWA	Double R	16	12	1:55.015	0.734	0.019	182.2
8	16	Van Amersfoort Racing		Andreas Estner				Dallara F320 HWA	Van Amersfoort Racing	16	6	1:55.041	0.760	0.026	182.1
9	33	Team Motopark		Manuel Maldonado				Dallara F320 Spiess	Team Motopark	16	3	1:55.374	1.093	0.333	181.6
10	12	DRIVEX		Glenn Van Berlo		R	3	Dallara F320 HWA	DRIVEX	16	12	1:55.400	1.119	0.026	181.6
11	15	Van Amersfoort Racing		Sebastian Estner		R	4	Dallara F320 HWA	Van Amersfoort Racing	16	7	1:55.438	1.157	0.038	181.5
12	99	Cryptotower Racing		Rui Andrade				Dallara F320 Spiess	Cryptotower Racing	16	6	1:55.766	1.485	0.328	181.0
13	25	Van Amersfoort Racing		Alexandre Bardinon				Dallara F320 HWA	Van Amersfoort Racing	16	11	1:55.827	1.546	0.061	180.9
14	34	DRIVEX		Shihab Al-Habsi		R	5	Dallara F320 HWA	DRIVEX	16	5	1:56.341	2.060	0.514	180.1



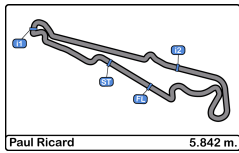


**Paul Ricard**  
**Euroformula Open**  
**Race - 2**  
**Distance and Speed Average**



Clas	Nº	Entrant	Nat	Driver	Nat	Cat	Clas	Chassis - Engine	Team	Laps	Distance	Total Time	Km/h
1	20	Cryptotower Racing Team		Yifei Ye				Dallara F320 Spiess	Cryptotower Racing Team	16	93.15	30:39.474	182.3
2	31	Carlin		Zane Maloney		R	1	Dallara F320 Spiess	Carlin	16	93.15	30:40.532	182.2
3	69	Cryptotower Racing Team		Lukas Dunner				Dallara F320 Spiess	Cryptotower Racing Team	16	93.15	30:42.017	182.0
4	16	Van Amersfoort Racing		Andreas Estner				Dallara F320 HWA	Van Amersfoort Racing	16	93.15	30:53.419	180.9
5	6	Carlin		Ido Cohen				Dallara F320 Spiess	Carlin	16	93.15	30:54.131	180.8
6	4	Team Motopark		Niklas Krütten		R	2	Dallara F320 Spiess	Team Motopark	16	93.15	30:55.769	180.7
7	26	Double R		Ayrton Simmons				Dallara F320 HWA	Double R	16	93.15	30:56.401	180.6
8	28	Team Motopark		Cameron Das				Dallara F320 Spiess	Team Motopark	16	93.15	30:59.634	180.3
9	99	Cryptotower Racing Team		Rui Andrade				Dallara F320 Spiess	Cryptotower Racing Team	16	93.15	31:10.452	179.2
10	12	DRIVEX		Glenn Van Berlo		R	3	Dallara F320 HWA	DRIVEX	16	93.15	31:10.935	179.2
11	15	Van Amersfoort Racing		Sebastian Estner		R	4	Dallara F320 HWA	Van Amersfoort Racing	16	93.15	31:12.623	179.0
12	25	Van Amersfoort Racing		Alexandre Bardinon				Dallara F320 HWA	Van Amersfoort Racing	16	93.15	31:26.673	177.7
13	34	DRIVEX		Shihab Al-Habsi		R	5	Dallara F320 HWA	DRIVEX	16	93.15	31:27.902	177.6
14	33	Team Motopark		Manuel Maldonado				Dallara F320 Spiess	Team Motopark	16	93.15	31:46.347	175.9





**Paul Ricard**  
**Euroformula Open**  
**Race - 2**  
**Lap Analysis**



**4** Niklas Krütten Dallara F320 Spiess **15** Sebastian Estner Dallara F320 HWA  
R Team Motopark R Van Amersfoort Racing

Lap	D	Time	Sector 1	Sector 2	Sector 3	T. Spd	Elapsed	Lap	D	Time	Sector 1	Sector 2	Sector 3	T. Spd	Elapsed
1		2:03.168	37.856	36.180	49.132	196.3	2:03.168	1		2:07.356	40.446	36.477	50.433	203.0	2:07.356
2		1:56.275	32.282	35.728	48.265	238.4	3:59.443	2		1:59.931	34.986	35.945	49.000	236.8	4:07.287
3		1:55.766	31.947	35.587	48.232	232.7	5:55.209	3		1:56.268	32.338	35.669	48.261	231.2	6:03.555
4		1:55.882	31.781	35.935	48.166	235.8	7:51.091	4		1:55.840	31.894	35.834	48.112	232.2	7:59.395
5		1:55.358	31.745	35.549	48.064	231.7	9:46.449	5		1:55.880	32.099	35.583	48.198	233.7	9:55.275
6		1:55.245	31.572	35.677	47.996	233.7	11:41.694	6		1:55.626	31.646	35.556	48.424	233.7	11:50.901
7		1:55.570	31.703	35.624	48.243	232.7	13:37.264	7		1:55.438	31.708	35.617	48.113	232.7	13:46.339
8		1:55.542	31.727	35.634	48.181	231.2	15:32.806	8		1:56.152	32.061	35.649	48.442	230.2	15:42.491
9		1:55.260	31.697	35.618	47.945	230.7	17:28.066	9		1:55.801	32.021	35.718	48.062	231.7	17:38.292
10		1:55.115	31.459	35.682	47.974	232.7	19:23.181	10		1:55.769	31.869	35.519	48.381	232.7	19:34.061
11		1:54.996	31.503	35.630	47.863	232.7	21:18.177	11		1:56.070	31.745	36.406	47.919	233.7	21:30.131
12		1:55.655	31.771	35.769	48.115	234.7	23:13.832	12		1:55.659	31.611	35.637	48.411	234.2	23:25.790
13		1:55.460	31.649	35.730	48.081	234.2	25:09.292	13		1:56.081	31.929	35.637	48.515	235.8	25:21.871
14		1:55.316	31.703	35.579	48.034	230.7	27:04.608	14		1:56.440	31.909	35.807	48.724	233.7	27:18.311
15		1:55.416	31.612	35.582	48.222	231.2	29:00.024	15		1:58.187	32.320	36.511	49.356	232.7	29:16.498
16		1:55.745	31.915	35.703	48.127	229.7	30:55.769	16		1:56.125	32.067	35.696	48.362	234.7	31:12.623

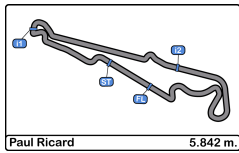
**6** Ido Cohen Dallara F320 Spiess **16** Andreas Estner Dallara F320 HWA  
R Carlin R Van Amersfoort Racing

Lap	D	Time	Sector 1	Sector 2	Sector 3	T. Spd	Elapsed	Lap	D	Time	Sector 1	Sector 2	Sector 3	T. Spd	Elapsed
1		2:02.878	37.467	36.237	49.174	197.0	2:02.878	1		2:02.482	37.178	36.300	49.004	196.0	2:02.482
2		1:55.987	32.218	35.523	48.246	235.2	3:58.865	2		1:56.003	32.084	35.582	48.337	232.7	3:58.485
3		1:55.900	32.070	35.540	48.290	235.2	5:54.765	3		1:55.545	31.996	35.513	48.036	232.2	5:54.030
4		1:55.352	31.617	35.582	48.153	235.2	7:50.117	4		1:55.594	31.729	35.690	48.175	232.7	7:49.624
5		1:55.423	31.825	35.403	48.195	236.8	9:45.540	5		1:55.256	31.814	35.447	47.995	232.7	9:44.880
6		1:55.166	31.599	35.485	48.082	236.3	11:40.706	6		1:55.041	31.601	35.372	48.068	233.7	11:39.921
7		1:55.742	31.577	35.640	48.525	234.2	13:36.448	7		1:55.147	31.675	35.540	47.932	231.7	13:35.068
8		1:55.167	31.601	35.503	48.063	231.2	15:31.615	8		1:55.378	31.644	35.501	48.233	231.2	15:30.446
9		1:55.197	31.666	35.512	48.019	233.2	17:26.812	9		1:55.373	31.772	35.460	48.141	231.2	17:25.819
10		1:54.852	31.579	35.406	47.867	234.2	19:21.664	10		1:55.061	31.575	35.450	48.036	231.7	19:20.880
11		1:54.952	31.533	35.387	48.032	235.2	21:16.616	11		1:55.082	31.680	35.424	47.978	233.2	21:15.962
12		1:55.581	31.735	35.763	48.083	238.9	23:12.197	12		1:55.603	31.970	35.558	48.075	234.7	23:11.565
13		1:55.453	31.646	35.551	48.256	240.0	25:07.650	13		1:55.422	31.736	35.588	48.098	234.2	25:06.987
14		1:55.266	31.748	35.442	48.076	234.7	27:02.916	14		1:55.302	31.713	35.485	48.104	231.7	27:02.289
15		1:55.404	31.758	35.443	48.203	234.7	28:58.320	15		1:55.382	31.741	35.472	48.169	231.7	28:57.671
16		1:55.811	31.851	35.593	48.367	234.2	30:54.131	16		1:55.748	31.930	35.748	48.070	230.2	30:53.419

**12** Glenn Van Berlo Dallara F320 HWA **20** Yifei Ye Dallara F320 Spiess  
R DRIVEX R Cryptotower Racing Team

Lap	D	Time	Sector 1	Sector 2	Sector 3	T. Spd	Elapsed	Lap	D	Time	Sector 1	Sector 2	Sector 3	T. Spd	Elapsed
1		2:05.877	39.792	36.486	49.599	204.9	2:05.877	1		2:00.003	35.579	36.196	48.228	187.1	2:00.003
2		2:03.044	38.029	35.917	49.098	229.2	4:08.921	2		1:55.013	31.667	35.658	47.688	227.8	3:55.016
3		1:56.196	32.187	35.577	48.432	228.8	6:05.117	3		1:54.329	31.546	35.365	47.418	228.8	5:49.345
4		1:55.897	31.869	35.691	48.337	229.7	8:01.014	4		1:54.707	31.451	35.535	47.721	230.2	7:44.052
5		1:56.053	31.906	35.702	48.445	232.2	9:57.067	5		1:54.281	31.411	35.244	47.626	232.2	9:38.333
6		1:55.984	31.890	35.641	48.453	231.7	11:53.051	6		1:54.510	31.379	35.437	47.694	232.7	11:32.843
7		1:55.750	31.897	35.612	48.241	230.2	13:48.801	7		1:54.598	31.498	35.406	47.694	231.2	13:27.441
8		1:55.982	31.946	35.702	48.334	227.8	15:44.783	8		1:54.653	31.418	35.355	47.880	230.2	15:22.094
9		1:55.931	32.017	35.681	48.233	229.2	17:40.714	9		1:54.781	31.574	35.381	47.826	229.7	17:16.875
10		1:55.462	31.746	35.608	48.108	229.7	19:36.176	10		1:54.946	31.510	35.577	47.859	231.2	19:11.821
11		1:55.482	31.749	35.622	48.111	230.7	21:31.658	11		1:54.455	31.444	35.459	47.552	231.7	21:06.276
12		1:55.400	31.552	35.750	48.098	231.7	23:27.058	12		1:54.854	31.508	35.525	47.821	233.7	23:01.130
13		1:55.656	31.826	35.578	48.252	232.2	25:22.714	13		1:54.409	31.347	35.378	47.684	234.2	24:55.539
14		1:55.796	31.803	35.681	48.312	232.2	27:18.510	14		1:54.507	31.201	35.414	47.892	231.7	26:50.046
15		1:56.997	32.436	35.912	48.649	235.2	29:15.507	15		1:54.668	31.361	35.486	47.821	231.7	28:44.714
16		1:55.428	31.767	35.542	48.119	230.2	31:10.935	16		1:54.760	31.428	35.403	47.929	230.2	30:39.474





**Paul Ricard**  
**Euroformula Open**  
**Race - 2**  
**Lap Analysis**



**25**

Alexandre Bardinon

Dallara F320 HWA **31**

Zane Maloney

Dallara F320 Spiess

Van Amersfoort Racing R

Carlin

Lap D	Time	Sector 1	Sector 2	Sector 3	T. Spd	Elapsed	Lap D	Time	Sector 1	Sector 2	Sector 3	T. Spd	Elapsed
1	2:06.635	40.126	36.506	50.003	207.6	2:06.635	1	2:00.868	36.880	36.084	47.904	196.3	2:00.868
2	2:04.612	34.531	36.586	53.495	230.2	4:11.247	2	1:54.839	31.649	35.466	47.724	231.2	3:55.707
3	1:56.566	32.299	35.753	48.514	228.8	6:07.813	3	1:54.493	31.602	35.239	47.652	230.7	5:50.200
4	1:55.862	31.957	35.531	48.374	229.7	8:03.675	4	1:54.500	31.418	35.356	47.726	235.2	7:44.700
5	1:56.304	32.139	35.702	48.463	231.2	9:59.979	5	1:54.439	31.410	35.348	47.681	234.7	9:39.139
6	1:55.966	31.846	35.696	48.424	231.7	11:55.945	6	1:54.490	31.463	35.390	47.637	235.8	11:33.629
7	1:56.257	32.085	35.735	48.437	229.7	13:52.202	7	1:54.798	31.526	35.455	47.817	233.7	13:28.427
8	1:56.213	31.962	35.677	48.574	227.8	15:48.415	8	1:54.986	31.595	35.385	48.006	231.2	15:23.413
9	1:55.930	31.987	35.671	48.272	229.2	17:44.345	9	1:54.862	31.569	35.413	47.880	231.2	17:18.275
10	1:56.048	31.849	35.637	48.562	230.7	19:40.393	10	1:54.789	31.500	35.511	47.778	232.2	19:13.064
11	1:55.827	31.854	35.619	48.354	229.7	21:36.220	11	1:54.343	31.282	35.361	47.700	232.2	21:07.407
12	1:55.953	31.810	35.722	48.421	230.7	23:32.173	12	1:54.618	31.514	35.486	47.618	235.8	23:02.025
13	1:56.041	31.897	35.704	48.440	231.7	25:28.214	13	1:54.414	31.261	35.429	47.724	234.7	24:56.439
14	1:59.539	32.221	35.730	51.588	229.2	27:27.753	14	1:54.866	31.514	35.438	47.914	233.2	26:51.305
15	1:56.979	32.438	35.804	48.737	228.8	29:24.732	15	1:54.574	31.335	35.453	47.786	233.2	28:45.879
16	1:56.941	32.142	35.821	48.978	230.2	31:21.673	16	1:54.653	31.380	35.443	47.830	231.7	30:40.532

**26**

Ayrton Simons

Dallara F320 HWA **33**

Manuel Maldonado

Dallara F320 Spiess

Double R

Team Motopark

Lap D	Time	Sector 1	Sector 2	Sector 3	T. Spd	Elapsed	Lap D	Time	Sector 1	Sector 2	Sector 3	T. Spd	Elapsed
1	2:03.695	38.370	36.437	48.888	198.5	2:03.695	1	2:07.101	42.990	35.695	48.416	188.8	2:07.101
2	1:56.360	32.262	35.636	48.462	233.7	4:00.055	2	1:59.181	33.931	36.085	49.165	231.7	4:06.282
3	1:55.907	31.937	35.650	48.320	234.2	5:55.962	3	1:55.374	31.771	35.529	48.074	228.8	6:01.656
4	1:55.851	31.682	35.705	48.464	234.2	7:51.813	4	1:55.753	31.593	35.986	48.174	232.2	7:57.409
5	1:55.677	31.771	35.638	48.268	235.2	9:47.490	5	1:56.346	31.887	35.769	48.690	235.8	9:53.755
6	1:55.350	31.537	35.606	48.207	234.7	11:42.840	6	2:12.304	31.811	35.566	1:04.927	236.8	12:06.059
7	1:55.417	31.766	35.442	48.209	233.2	13:38.257	7	1:57.063	32.443	35.887	48.733	225.9	14:03.122
8	1:55.579	31.714	35.573	48.292	230.7	15:33.836	8	1:56.528	32.011	35.950	48.567	225.4	15:59.650
9	1:55.188	31.632	35.482	48.074	232.7	17:29.024	9	1:56.462	31.919	36.053	48.490	225.9	17:56.112
10	1:55.165	31.636	35.477	48.052	234.2	19:24.189	10	1:55.818	31.561	35.773	48.484	228.8	19:51.930
11	1:55.631	31.973	35.478	48.180	234.7	21:19.820	11	1:55.936	31.788	35.880	48.268	227.8	21:47.866
12	1:55.015	31.448	35.497	48.070	234.7	23:14.835	12	1:58.701	32.547	36.369	49.785	228.3	23:46.567
13	1:55.420	31.609	35.655	48.156	235.8	25:10.255	13	1:57.388	32.080	36.445	48.863	226.4	25:43.955
14	1:55.368	31.494	35.802	48.072	233.7	27:05.623	14	1:57.000	31.765	36.264	48.971	225.9	27:40.955
15	1:55.333	31.627	35.432	48.274	233.7	29:00.956	15	2:01.310	32.104	36.277	52.929	222.6	29:42.265
16	1:55.445	31.701	35.581	48.163	232.7	30:56.401	16	1:59.082	32.162	37.988	48.932	224.5	31:41.347

**28**

Cameron Das

Dallara F320 Spiess **34**

Shihab Al-Habsi

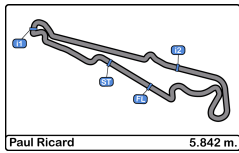
Dallara F320 HWA

Team Motopark R

DRIVEX

Lap D	Time	Sector 1	Sector 2	Sector 3	T. Spd	Elapsed	Lap D	Time	Sector 1	Sector 2	Sector 3	T. Spd	Elapsed
1	2:04.082	38.575	36.985	48.522	197.8	2:04.082	1	2:06.036	39.301	36.611	50.124	204.5	2:06.036
2	1:56.281	32.256	35.693	48.332	235.8	4:00.363	2	1:57.796	33.093	36.068	48.635	228.3	4:03.832
3	1:56.442	32.106	36.180	48.156	239.4	5:56.805	3	1:56.523	32.200	35.821	48.502	231.7	6:00.355
4	1:55.628	31.776	35.736	48.116	233.7	7:52.433	4	1:56.420	31.988	35.943	48.489	239.4	7:56.775
5	1:55.542	31.734	35.693	48.115	235.2	9:47.975	5	1:56.341	32.004	35.847	48.490	235.8	9:53.116
6	1:55.669	31.726	35.792	48.151	240.0	11:43.644	6	2:06.470	31.903	35.803	58.764	238.9	11:59.586
7	1:55.412	31.794	35.622	47.996	235.8	13:39.056	7	1:57.760	32.601	35.962	49.197	231.7	13:57.346
8	1:56.349	31.775	35.743	48.831	229.2	15:35.405	8	1:56.886	32.238		2:46.083	231.2	15:54.232
9	1:55.594	31.669	35.835	48.090	232.2	17:30.999	9	1:56.719	32.270	35.940	48.509	229.2	17:50.951
10	1:55.347	31.580	35.775	47.992	232.7	19:26.346	10	1:56.627	32.075	35.969	48.583	232.7	19:47.578
11	1:54.826	31.408	35.598	47.820	233.2	21:21.172	11	1:56.602	32.276	35.901	48.425	231.7	21:44.180
12	1:56.085	31.493	35.688	48.904	235.2	23:17.257	12	1:56.445	32.007	35.938	48.500	232.2	23:40.625
13	1:55.488	31.602	35.664	48.222	234.2	25:12.745	13	1:57.111	32.124	35.939	49.048	234.7	25:37.736
14	1:55.617	31.762	35.724	48.131	231.2	27:08.362	14	1:56.516	32.053	35.887	48.576	231.2	27:34.252
15	1:55.783	31.660	35.686	48.437	231.7	29:04.145	15	1:56.642	32.235	35.831	48.576	231.2	29:30.894
16	1:55.489	31.631	35.806	48.052	229.2	30:59.634	16	1:57.008	32.129	36.003	48.876	235.2	31:27.902





**Paul Ricard**  
**Euroformula Open**  
**Race - 2**  
**Lap Analysis**



69

Lukas Dunner

Dallara F320 Spiess

Cryptotower Racing Team

Lap	D	Time	Sector 1	Sector 2	Sector 3	T. Spd	Elapsed
1		2:01.836	36.664	36.494	48.678	190.8	2:01.836
2		1:55.440	31.924	35.483	48.033	229.7	3:57.276
3		1:54.815	31.723	35.390	47.702	229.7	5:52.091
4		1:54.746	31.580	35.489	47.677	230.7	7:46.837
5		1:54.331	31.423	35.320	47.588	232.7	9:41.168
6		1:54.671	31.486	35.426	47.759	233.7	11:35.839
7		1:54.679	31.451	35.467	47.761	231.7	13:30.518
8		1:54.727	31.473	35.472	47.782	231.2	15:25.245
9		1:54.805	31.504	35.442	47.859	230.7	17:20.050
10		1:54.615	31.506	35.503	47.606	232.2	19:14.665
11		1:54.358	31.397	35.428	47.533	233.2	21:09.023
12		1:54.784	31.504	35.565	47.715	236.3	23:03.807
13		1:54.606	31.384	35.375	47.847	235.2	24:58.413
14		1:54.713	31.517	35.482	47.714	232.2	26:53.126
15		1:54.474	31.346	35.437	47.691	231.7	28:47.600
16		1:54.417	31.415	35.383	47.619	231.2	30:42.017

99

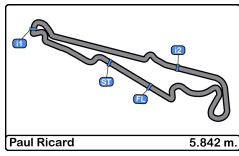
Rui Andrade

Dallara F320 Spiess

Cryptotower Racing Team

Lap	D	Time	Sector 1	Sector 2	Sector 3	T. Spd	Elapsed
1		2:05.358	38.876	36.927	49.555	198.8	2:05.358
2		1:57.314	32.529	36.152	48.633	229.2	4:02.672
3		1:57.124	32.223	36.025	48.876	229.7	5:59.796
4		1:56.470	32.084	36.016	48.370	230.2	7:56.266
5		1:56.471	32.113	35.925	48.433	231.7	9:52.737
6		1:55.766	31.788	35.806	48.172	232.2	11:48.503
7		1:56.358	31.950	35.775	48.633	230.7	13:44.861
8		1:55.934	31.867	35.856	48.211	228.8	15:40.795
9		1:55.946	31.892	35.803	48.251	229.2	17:36.741
10		1:55.931	32.041	35.774	48.116	230.2	19:32.672
11		1:55.974	31.662	36.071	48.241	231.2	21:28.646
12		1:56.113	31.803	36.059	48.251	232.2	23:24.759
13		1:56.251	31.906	35.785	48.560	231.7	25:21.010
14		1:56.031	31.907	35.820	48.304	229.7	27:17.041
15		1:56.396	31.894	35.782	48.720	229.7	29:13.437
16		1:57.015	32.141	36.113	48.761	229.2	31:10.452





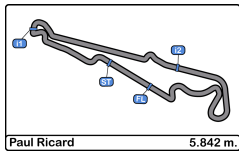
**Paul Ricard**  
**Euroformula Open**  
**Race - 2**  
**Analysis by Lap**



Num	Lap Time	Gap	Num	Lap Time	Gap	Num	Lap Time	Gap	Num	Lap Time	Gap	Num	Lap Time	Gap
<b>Lap 1</b>			28	1:56.442	07.460	<b>Lap 6</b>			28	1:56.349	13.311	<b>Lap 11</b>		
20	2:00.003		99	1:57.124	10.451	20	1:54.510		99	1:55.934	18.701	20	1:54.455	
31	2:00.868	00.865	34	1:56.523	11.010	31	1:54.490	00.786	15	1:56.152	20.397	31	1:54.343	01.131
69	2:01.836	01.833	33	1:55.374	12.311	69	1:54.671	02.996	12	1:55.982	22.689	69	1:54.358	02.747
16	2:02.482	02.479	15	1:56.268	14.210	16	1:55.041	07.078	25	1:56.213	26.321	16	1:55.082	09.686
6	2:02.878	02.875	12	1:56.196	15.772	6	1:55.166	07.863	34	1:56.886	32.138	6	1:54.952	10.340
4	2:03.168	03.165	25	1:56.566	18.468	4	1:55.245	08.851	33	1:56.528	37.556	4	1:54.996	11.901
26	2:03.695	03.692	<b>Num</b>	<b>Lap Time</b>	<b>Gap</b>	26	1:55.350	09.997	<b>Num</b>	<b>Lap Time</b>	<b>Gap</b>	26	1:55.631	13.544
28	2:04.082	04.079	<b>Lap 4</b>			28	1:55.669	10.801	<b>Lap 9</b>			28	1:54.826	14.896
99	2:05.358	05.355	20	1:54.707		99	1:55.766	15.660	20	1:54.781		99	1:55.974	22.370
12	2:05.877	05.874	31	1:54.500	00.648	15	1:55.626	18.058	31	1:54.862	01.400	15	1:56.070	23.855
34	2:06.036	06.033	69	1:54.746	02.785	12	1:55.984	20.208	69	1:54.805	03.175	12	1:55.482	25.382
25	2:06.635	06.632	16	1:55.594	05.572	25	1:55.966	23.102	16	1:55.373	08.944	25	1:55.827	29.944
33	2:07.101	07.098	6	1:55.352	06.065	34	2:06.470	26.743	6	1:55.197	09.937	34	1:56.602	37.904
15	2:07.356	07.353	4	1:55.882	07.039	33	2:12.304	33.216	4	1:55.260	11.191	33	1:55.936	41.590
<b>Num</b>	<b>Lap Time</b>	<b>Gap</b>	26	1:55.851	07.761	<b>Num</b>	<b>Lap Time</b>	<b>Gap</b>	26	1:55.188	12.149	<b>Num</b>	<b>Lap Time</b>	<b>Gap</b>
<b>Lap 2</b>			28	1:55.628	08.381	<b>Lap 7</b>			28	1:55.594	14.124	<b>Lap 12</b>		
20	1:55.013		99	1:56.470	12.214	20	1:54.598		99	1:55.946	19.866	20	1:54.854	
31	1:54.839	00.691	34	1:56.420	12.723	31	1:54.798	00.986	15	1:55.801	21.417	31	1:54.618	00.895
69	1:55.440	02.260	33	1:55.753	13.357	69	1:54.679	03.077	12	1:55.931	23.839	69	1:54.784	02.677
16	1:56.003	03.469	15	1:55.840	15.343	16	1:55.147	07.627	25	1:55.930	27.470	16	1:55.603	10.435
6	1:55.987	03.849	12	1:55.897	16.962	6	1:55.742	09.007	34	1:56.719	34.076	6	1:55.581	11.067
4	1:56.275	04.427	25	1:55.862	19.623	4	1:55.570	09.823	33	1:56.462	39.237	4	1:55.655	12.702
26	1:56.360	05.039	<b>Num</b>	<b>Lap Time</b>	<b>Gap</b>	26	1:55.417	10.816	<b>Num</b>	<b>Lap Time</b>	<b>Gap</b>	26	1:55.015	13.705
28	1:56.281	05.347	<b>Lap 5</b>			28	1:55.412	11.615	<b>Lap 10</b>			28	1:56.085	16.127
99	1:57.314	07.656	20	1:54.281		99	1:56.358	17.420	20	1:54.946		99	1:56.113	23.629
34	1:57.796	08.816	31	1:54.439	00.806	15	1:55.438	18.898	31	1:54.789	01.243	15	1:55.659	24.660
33	1:59.181	11.266	69	1:54.331	02.835	12	1:55.750	21.360	69	1:54.615	02.844	12	1:55.400	25.928
15	1:59.931	12.271	16	1:55.256	06.547	25	1:56.257	24.761	16	1:55.061	09.059	25	1:55.953	31.043
12	2:03.044	13.905	6	1:55.423	07.207	34	1:57.760	29.905	6	1:54.852	09.843	34	1:56.445	39.495
25	2:04.612	16.231	4	1:55.358	08.116	33	1:57.063	35.681	4	1:55.115	11.360	33	1:58.701	45.437
<b>Num</b>	<b>Lap Time</b>	<b>Gap</b>	26	1:55.677	09.157	<b>Num</b>	<b>Lap Time</b>	<b>Gap</b>	26	1:55.165	12.368	<b>Num</b>	<b>Lap Time</b>	<b>Gap</b>
<b>Lap 3</b>			28	1:55.542	09.642	<b>Lap 8</b>			28	1:55.347	14.525	<b>Lap 13</b>		
20	1:54.329		99	1:56.471	14.404	20	1:54.653		99	1:55.931	20.851	20	1:54.409	
31	1:54.493	00.855	34	1:56.341	14.783	31	1:54.986	01.319	15	1:55.769	22.240	31	1:54.414	00.900
69	1:54.815	02.746	33	1:56.346	15.422	69	1:54.727	03.151	12	1:55.462	24.355	69	1:54.606	02.874
16	1:55.545	04.685	15	1:55.880	16.942	16	1:55.378	08.352	25	1:56.048	28.572	16	1:55.422	11.448
6	1:55.900	05.420	12	1:56.053	18.734	6	1:55.167	09.521	34	1:56.627	35.757	6	1:55.453	12.111
4	1:55.766	05.864	25	1:56.304	21.646	4	1:55.542	10.712	33	1:55.818	40.109	4	1:55.460	13.753
26	1:55.907	06.617				26	1:55.579	11.742				26	1:55.420	14.716







**Paul Ricard**  
**Euroformula Open**  
**Race - 2**  
**Analysis by Lap**



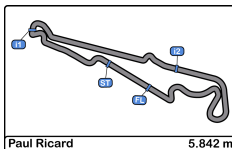
Num	Lap Time	Gap
28	1:55.488	17.206
99	1:56.251	25.471
15	1:56.081	26.332
12	1:55.656	27.175
25	1:56.041	32.675
34	1:57.111	42.197
33	1:57.388	48.416

Num	Lap Time	Gap
<b>Lap 14</b>		
20	1:54.507	
31	1:54.866	01.259
69	1:54.713	03.080
16	1:55.302	12.243
6	1:55.266	12.870
4	1:55.316	14.562
26	1:55.368	15.577
28	1:55.617	18.316
99	1:56.031	26.995
15	1:56.440	28.265
12	1:55.796	28.464
25	1:59.539	37.707
34	1:56.516	44.206
33	1:57.000	50.909

Num	Lap Time	Gap
<b>Lap 15</b>		
20	1:54.668	
31	1:54.574	01.165
69	1:54.474	02.886
16	1:55.382	12.957
6	1:55.404	13.606
4	1:55.416	15.310
26	1:55.333	16.242
28	1:55.783	19.431
99	1:56.396	28.723
12	1:56.997	30.793
15	1:58.187	31.784
25	1:56.979	40.018
34	1:56.642	46.180
33	2:01.310	57.551

Num	Lap Time	Gap
<b>Lap 16</b>		
20	1:54.760	
31	1:54.653	01.058
69	1:54.417	02.543
16	1:55.748	13.945
6	1:55.811	14.657
4	1:55.745	16.295
26	1:55.445	16.927
28	1:55.489	20.160
99	1:57.015	30.978
12	1:55.428	31.461
15	1:56.125	33.149
25	1:56.941	42.199
34	1:57.008	48.428
33	1:59.082	1:01.873



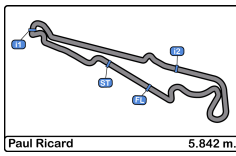


**Paul Ricard**  
**Euroformula Open**  
**Race - 2**  
**Best Sectors Results**



Sector - 1				Sector - 2				Sector - 3				Ideal Lap vs Best Lap				
Clas	Nº	Driver	Time	Nº	Driver	Time	Nº	Driver	Time	Clas	Nº	Driver	Ideal Lap	Best Lap	Clas	
1	20	Yifei Ye	31.201	31	Zane Maloney	35.239	20	Yifei Ye	47.418	1	20	Yifei Ye	1:53.863	1:54.281	1	
2	31	Zane Maloney	31.261	20	Yifei Ye	35.244	69	Lukas Dunner	47.533	2	31	Zane Maloney	1:54.118	1:54.343	3	
3	69	Lukas Dunner	31.346	69	Lukas Dunner	35.320	31	Zane Maloney	47.618	3	69	Lukas Dunner	1:54.199	1:54.331	2	
4	28	Cameron Das	31.408	16	Andreas Estner	35.372	28	Cameron Das	47.820	4	6	Ido Cohen	1:54.787	1:54.852	5	
5	26	Ayrton Simmons	31.448	6	Ido Cohen	35.387	4	Niklas Krütten	47.863	5	28	Cameron Das	1:54.826	1:54.826	4	
6	4	Niklas Krütten	31.459	26	Ayrton Simmons	35.432	6	Ido Cohen	47.867	6	4	Niklas Krütten	1:54.871	1:54.996	6	
7	6	Ido Cohen	31.533	15	Sebastian Estner	35.519	15	Sebastian Estner	47.919	7	16	Andreas Estner	1:54.879	1:55.041	8	
8	12	Glenn Van Berlo	31.552	33	Manuel Maldonado	35.529	16	Andreas Estner	47.932	8	26	Ayrton Simmons	1:54.932	1:55.015	7	
9	33	Manuel Maldonado	31.561	25	Alexandre Bardinon	35.531	26	Ayrton Simmons	48.052	9	15	Sebastian Estner	1:55.049	1:55.438	11	
10	16	Andreas Estner	31.575	12	Glenn Van Berlo	35.542	33	Manuel Maldonado	48.074	10	33	Manuel Maldonado	1:55.164	1:55.374	9	
11	15	Sebastian Estner	31.611	4	Niklas Krütten	35.549	12	Glenn Van Berlo	48.098	11	12	Glenn Van Berlo	1:55.192	1:55.400	10	
12	99	Rui Andrade	31.662	28	Cameron Das	35.598	99	Rui Andrade	48.116	12	99	Rui Andrade	1:55.552	1:55.766	12	
13	25	Alexandre Bardinon	31.810	99	Rui Andrade	35.774	25	Alexandre Bardinon	48.272	13	25	Alexandre Bardinon	1:55.613	1:55.827	13	
14	34	Shihab Al-Habsi	31.903	34	Shihab Al-Habsi	35.803	34	Shihab Al-Habsi	48.425	14	34	Shihab Al-Habsi	1:56.131	1:56.341	14	



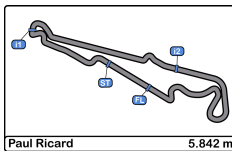


Paul Ricard  
 Euroformula Open  
 Race - 2  
 Leader Sequence



Nº	Entrant	Nat	Driver	Nat	Cat	Chassis	Team	Start Lap	End Lap	Laps	Total Laps
20	Cryptotower Racing	CHN	Yifei Ye	CHN		Dallara F320 Spiess	Cryptotower Racing	1	16	16	16



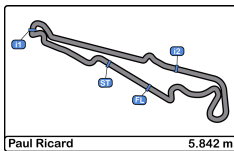


**Paul Ricard**  
**Euroformula Open**  
**Race - 2**  
**Best 5 Lap Times**



Cls	Nº	Entrant	Nat	Driver	Nat	Cat	Cls	Chassis - Engine	Team	Best 1		Best 2		Best 3		Best 4		Best 5	
										Time	Lap	Time	Lap	Time	Lap	Time	Lap	Time	Lap
1	20	Cryptotower Racing		Yifei Ye				Dallara F320 Spiess	Cryptotower Racing	<b>1:54.281</b>	5	1:54.329	3	1:54.409	13	1:54.455	11	1:54.507	14
2	69	Cryptotower Racing		Lukas Dunner				Dallara F320 Spiess	Cryptotower Racing	<b>1:54.331</b>	5	1:54.358	11	1:54.417	16	1:54.474	15	1:54.606	13
3	31	Carlin		Zane Maloney		R	1	Dallara F320 Spiess	Carlin	<b>1:54.343</b>	11	1:54.414	13	1:54.439	5	1:54.490	6	1:54.493	3
4	28	Team Motopark		Cameron Das				Dallara F320 Spiess	Team Motopark	<b>1:54.826</b>	11	1:55.347	10	1:55.412	7	1:55.488	13	1:55.489	16
5	6	Carlin		Ido Cohen				Dallara F320 Spiess	Carlin	<b>1:54.852</b>	10	1:54.952	11	1:55.166	6	1:55.167	8	1:55.197	9
6	4	Team Motopark		Niklas Krütten		R	2	Dallara F320 Spiess	Team Motopark	<b>1:54.996</b>	11	1:55.115	10	1:55.245	6	1:55.260	9	1:55.316	14
7	26	Double R		Ayrton Simmons				Dallara F320 HWA	Double R	<b>1:55.015</b>	12	1:55.165	10	1:55.188	9	1:55.333	15	1:55.350	6
8	16	Van Amersfoort Racing		Andreas Estner				Dallara F320 HWA	Van Amersfoort Racing	<b>1:55.041</b>	6	1:55.061	10	1:55.082	11	1:55.147	7	1:55.256	5
9	33	Team Motopark		Manuel Maldonado				Dallara F320 Spiess	Team Motopark	<b>1:55.374</b>	3	1:55.753	4	1:55.818	10	1:55.936	11	1:56.346	5
10	12	DRIVEX		Glenn Van Berlo		R	3	Dallara F320 HWA	DRIVEX	<b>1:55.400</b>	12	1:55.428	16	1:55.462	10	1:55.482	11	1:55.656	13
11	15	Van Amersfoort Racing		Sebastian Estner		R	4	Dallara F320 HWA	Van Amersfoort Racing	<b>1:55.438</b>	7	1:55.626	6	1:55.659	12	1:55.769	10	1:55.801	9
12	99	Cryptotower Racing		Rui Andrade				Dallara F320 Spiess	Cryptotower Racing	<b>1:55.766</b>	6	1:55.931	10	1:55.934	8	1:55.946	9	1:55.974	11
13	25	Van Amersfoort Racing		Alexandre Bardinon				Dallara F320 HWA	Van Amersfoort Racing	<b>1:55.827</b>	11	1:55.862	4	1:55.930	9	1:55.953	12	1:55.966	6
14	34	DRIVEX		Shihab Al-Habsi		R	5	Dallara F320 HWA	DRIVEX	<b>1:56.341</b>	5	1:56.420	4	1:56.445	12	1:56.516	14	1:56.523	3



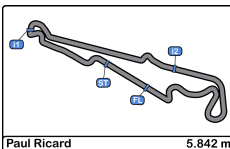


**Paul Ricard**  
**Euroformula Open**  
**Race - 2**  
**Best 5 Top Speeds**



Cls	Nº	Entrant	Nat	Driver	Nat	Cat	Cls	Chassis - Engine	Team	Top 1		Top 2		Top 3		Top 4		Top 5		Avg
										Km/h	Lap	Km/h	Lap	Km/h	Lap	Km/h	Lap	Km/h	Lap	
1	6	Carlin		Ido Cohen				Dallara F320 Spiess	Carlin	<b>240.0</b>	13	238.9	12	236.8	5	236.3	6	235.2	2	237.4
2	28	Team Motopark		Cameron Das				Dallara F320 Spiess	Team Motopark	<b>240.0</b>	6	239.4	3	235.8	2	235.8	7	235.2	5	237.2
3	34	DRIVEX		Shihab Al-Habsi		R	1	Dallara F320 HWA	DRIVEX	<b>239.4</b>	4	238.9	6	235.8	5	235.2	16	234.7	13	236.8
4	4	Team Motopark		Niklas Krütten		R	2	Dallara F320 Spiess	Team Motopark	<b>238.4</b>	2	235.8	4	234.7	12	234.2	13	233.7	6	235.4
5	15	Van Amersfoort Racing		Sebastian Estner		R	3	Dallara F320 HWA	Van Amersfoort Racing	<b>236.8</b>	2	235.8	13	234.7	16	234.2	12	233.7	5	235.0
6	33	Team Motopark		Manuel Maldonado				Dallara F320 Spiess	Team Motopark	<b>236.8</b>	6	235.8	5	232.2	4	231.7	2	228.8	3	233.0
7	69	Cryptotower Racing		Lukas Dunner				Dallara F320 Spiess	Cryptotower Racing	<b>236.3</b>	12	235.2	13	233.7	6	233.2	11	232.7	5	234.2
8	26	Double R		Ayrton Simmons				Dallara F320 HWA	Double R	<b>235.8</b>	13	235.2	5	234.7	6	234.7	11	234.7	12	235.0
9	31	Carlin		Zane Maloney		R	4	Dallara F320 Spiess	Carlin	<b>235.8</b>	6	235.8	12	235.2	4	234.7	5	234.7	13	235.2
10	12	DRIVEX		Glenn Van Berlo		R	5	Dallara F320 HWA	DRIVEX	<b>235.2</b>	15	232.2	5	232.2	13	232.2	14	231.7	6	232.7
11	16	Van Amersfoort Racing		Andreas Estner				Dallara F320 HWA	Van Amersfoort Racing	<b>234.7</b>	12	234.2	13	233.7	6	233.2	11	232.7	2	233.7
12	20	Cryptotower Racing		Yifei Ye				Dallara F320 Spiess	Cryptotower Racing	<b>234.2</b>	13	233.7	12	232.7	6	232.2	5	231.7	11	232.9
13	99	Cryptotower Racing		Rui Andrade				Dallara F320 Spiess	Cryptotower Racing	<b>232.2</b>	6	232.2	12	231.7	5	231.7	13	231.2	11	231.8
14	25	Van Amersfoort Racing		Alexandre Bardoin				Dallara F320 HWA	Van Amersfoort Racing	<b>231.7</b>	6	231.7	13	231.2	5	230.7	10	230.7	12	231.2



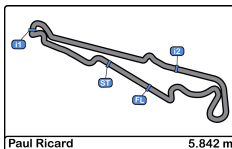


Paul Ricard  
Euroformula Open  
Race - 2  
Fastest Laps Sequence



Lap	Time of Day	Session Time	Nº	Entrant	Nat	Driver	Nat	Cat	Chassis - Engine	Team	Time	Km/h
2	17:27:09.578	3:54.578	20	Cryptotower Racing Team	● JPN	Yifei Ye	● CHN		Dallara F320 Spiess	Cryptotower Racing Team	1:55.013	182.2
2	17:27:10.269	3:55.269	31	Carlin	● GBR	Zane Maloney	● BRB	R	Dallara F320 Spiess	Carlin	1:54.839	182.5
3	17:29:03.907	5:48.907	20	Cryptotower Racing Team	● JPN	Yifei Ye	● CHN		Dallara F320 Spiess	Cryptotower Racing Team	1:54.329	183.3
5	17:32:52.895	9:37.895	20	Cryptotower Racing Team	● JPN	Yifei Ye	● CHN		Dallara F320 Spiess	Cryptotower Racing Team	1:54.281	183.4



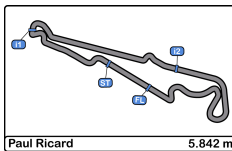


**Paul Ricard**  
**Euroformula Open**  
**Race - 2**  
**Event Best Maximum Speed**



Nº	Entrant	Nat	Driver	Nat	Cat	Clas	Chassis - Engine	Team	Km/h	Session
20	Cryptotower Racing Team		Yifei Ye				Dallara F320 Spiess	Cryptotower Racing Team	243.7	Free Practice - 3
15	Van Amersfoort Racing		Sebastian Estner		R	1	Dallara F320 HWA	Van Amersfoort Racing	243.2	Free Practice - 3
34	DRIVEX		Shihab Al-Habshi		R	2	Dallara F320 HWA	DRIVEX	242.1	Qualifying - 1
31	Carlin		Zane Maloney		R	3	Dallara F320 Spiess	Carlin	241.0	Free Practice - 2
28	Team Motopark		Cameron Das				Dallara F320 Spiess	Team Motopark	240.5	Free Practice - 3
25	Van Amersfoort Racing		Alexandre Bardion				Dallara F320 HWA	Van Amersfoort Racing	240.0	Free Practice - 2
33	Team Motopark		Manuel Maldonado				Dallara F320 Spiess	Team Motopark	240.0	Free Practice - 2
6	Carlin		Ido Cohen				Dallara F320 Spiess	Carlin	240.0	Race - 2
69	Cryptotower Racing Team		Lukas Dunner				Dallara F320 Spiess	Cryptotower Racing Team	239.4	Free Practice - 3
8	Double R		Matthias Lüthen				Dallara F320 HWA	Double R	238.9	Free Practice - 2
16	Van Amersfoort Racing		Andreas Estner				Dallara F320 HWA	Van Amersfoort Racing	238.9	Free Practice - 2
26	Double R		Ayrton Simmons				Dallara F320 HWA	Double R	238.9	Free Practice - 3
4	Team Motopark		Niklas Krütten		R	4	Dallara F320 Spiess	Team Motopark	238.4	Free Practice - 2
99	Cryptotower Racing Team		Rui Andrade				Dallara F320 Spiess	Cryptotower Racing Team	238.4	Free Practice - 3
12	DRIVEX		Glenn Van Berlo		R	5	Dallara F320 HWA	DRIVEX	236.8	Free Practice - 2





**Paul Ricard**  
**Euroformula Open**  
**Race - 2**  
**Lap Chart**

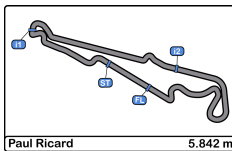


**LAP**

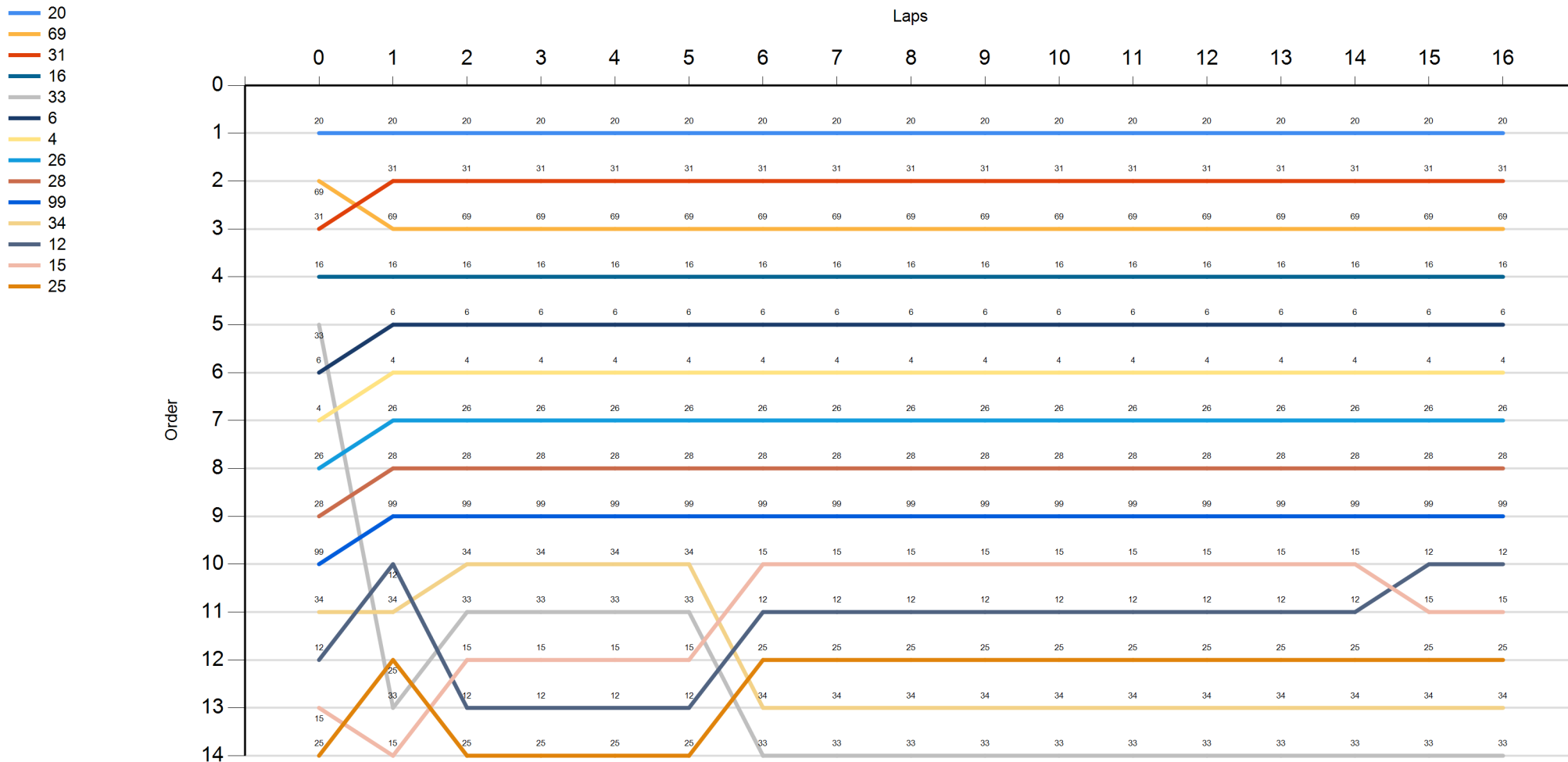
Nr	Po	Grid	1	2	3	4	5	6	7	8	9	10	11	12	13	14	15	16
20	<b>1</b>	20	20	20	20	20	20	20	20	20	20	20	20	20	20	20	20	20
69	<b>2</b>	69	31	31	31	31	31	31	31	31	31	31	31	31	31	31	31	31
31	<b>3</b>	31	69	69	69	69	69	69	69	69	69	69	69	69	69	69	69	69
16	<b>4</b>	16	16	16	16	16	16	16	16	16	16	16	16	16	16	16	16	16
33	<b>5</b>	33	6	6	6	6	6	6	6	6	6	6	6	6	6	6	6	6
6	<b>6</b>	6	4	4	4	4	4	4	4	4	4	4	4	4	4	4	4	4
4	<b>7</b>	4	26	26	26	26	26	26	26	26	26	26	26	26	26	26	26	26
26	<b>8</b>	26	28	28	28	28	28	28	28	28	28	28	28	28	28	28	28	28
28	<b>9</b>	28	99	99	99	99	99	99	99	99	99	99	99	99	99	99	99	99
99	<b>10</b>	99	12	34	34	34	34	15	15	15	15	15	15	15	15	15	12	12
34	<b>11</b>	34	34	33	33	33	33	12	12	12	12	12	12	12	12	12	15	15
12	<b>12</b>	12	25	15	15	15	15	25	25	25	25	25	25	25	25	25	25	25
15	<b>13</b>	15	33	12	12	12	12	34	34	34	34	34	34	34	34	34	34	34
25	<b>14</b>	25	15	25	25	25	25	33	33	33	33	33	33	33	33	33	33	33

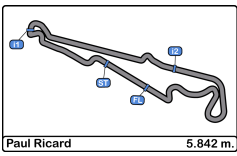






**Paul Ricard**  
**Euroformula Open**  
**Race - 2**  
**Graphic Lap Chart**



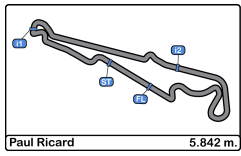


Paul Ricard  
 Euroformula Open  
 Race - 2  
 Pit Stop Analysis



Nr.	In Day Time	Entrant	Nat	Driver	Nat	Cat	Chassis - Engine	Team	In Time	Stop N°	Pit Time	Handicap	Penalty
-----	-------------	---------	-----	--------	-----	-----	------------------	------	---------	---------	----------	----------	---------

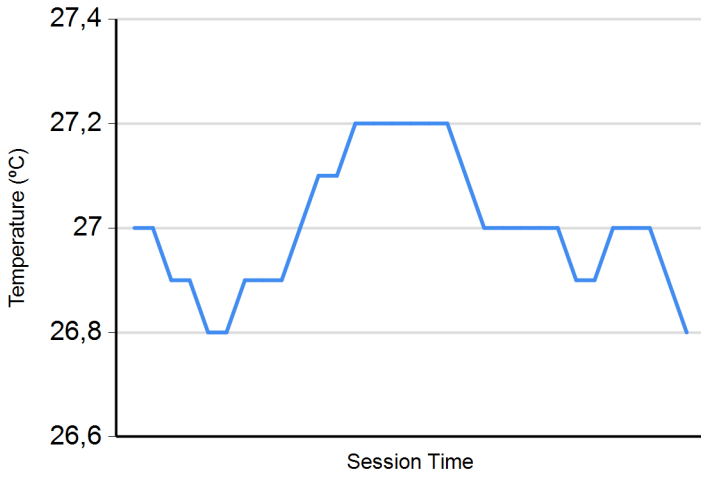




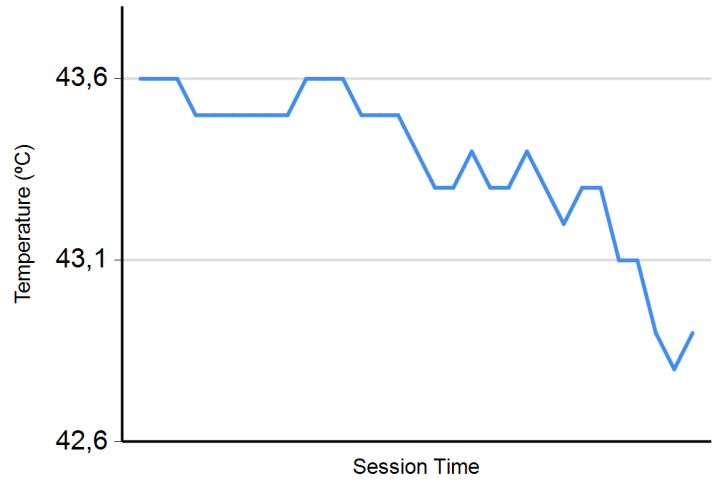
**Paul Ricard**  
**Euroformula Open**  
**Race - 2**  
**Weather Report**



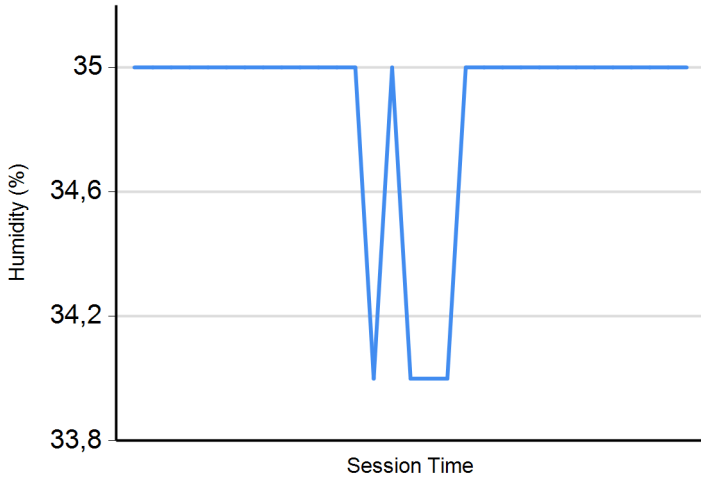
**Air Temperature**



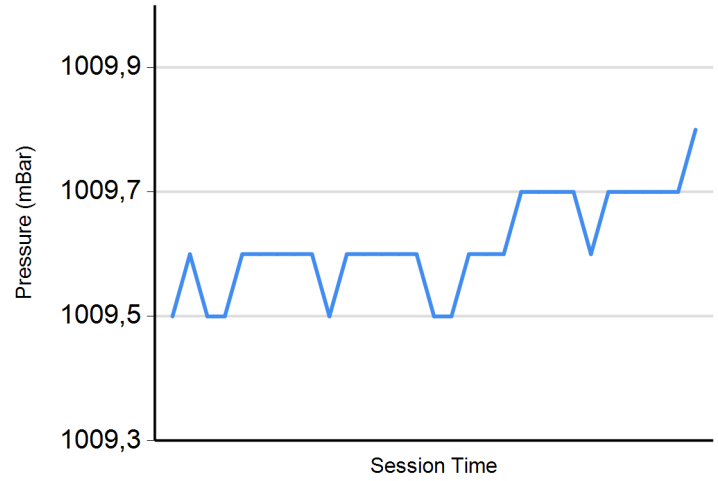
**Track Temperature**



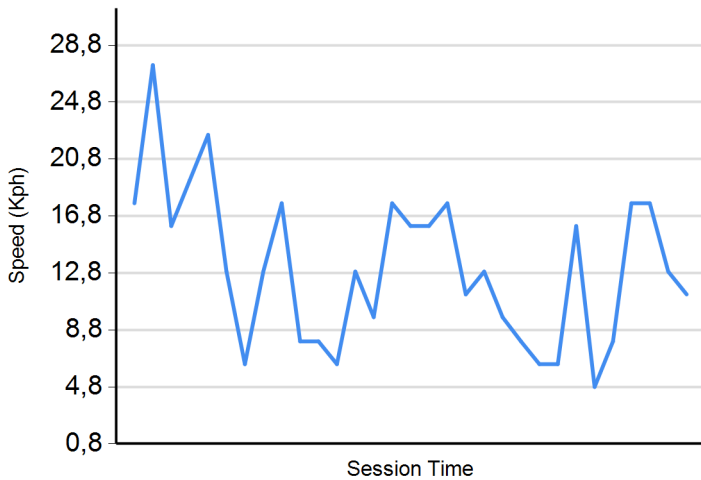
**Humidity**



**Pressure**



**Wind Speed**



**Wind direction**

North = 0°/360° Est = 90° South = 180° West = 270°

