

2008-09 Review



RECORD:	OVERALL	HOME	AWAY	NEUTRAL
ALL GAMES	12-19	7-6	5-13	0-0
CONFERENCE	7-11	4-5	3-6	0-0
NON-CONFERENCE	5-8	3-1	2-7	0-0

#	Player	GP-GS	Min-Avg	FG-FGA	Pct	3FG-A	Pct	FT-FTA	Pct	O-D	Tot	Avg	PF-FO	A	TO	Blk	Stl	Pts	Avg
42	BROWN, Sandi	30-23	955-31.8	135-309	.437	23-61	.377	93-122	.762	75-138	213	7.1	79-2	50	98	21	70	386	12.9
	HORIZON LEAGUE	18-16	620-34.4	88-203	.433	15-39	.385	65-83	.783	46-89	135	7.5	47-0	31	53	16	42	256	14.2
10	MULROY, Brigid	31-31	911-29.4	110-267	.412	53-155	.342	33-35	.943	30-69	99	3.2	59-1	33	55	5	22	306	9.9
	HORIZON LEAGUE	18-18	528-29.3	54-147	.367	26-82	.317	19-21	.905	16-39	55	3.1	34-1	19	34	2	11	153	8.5
20	HALL, Chanica	25-8	563-22.5	64-182	.352	11-45	.244	26-44	.591	14-42	56	2.2	38-0	92	80	3	38	165	6.6
	HORIZON LEAGUE	16-8	413-25.8	53-140	.379	9-31	.290	21-32	.656	10-27	37	2.3	29-0	62	55	2	32	136	8.5
02	DAVIS, Zemora	30-19	640-21.3	81-223	.363	0-4	.000	33-59	.559	30-51	81	2.7	45-1	25	60	0	19	195	6.5
	HORIZON LEAGUE	17-9	306-18.0	39-95	.411	0-0	.000	12-24	.500	18-27	45	2.6	26-1	10	26	0	13	90	5.3
30	WASHINGTON, Talicia	31-15	576-18.6	63-133	.474	0-0	.000	39-57	.684	61-85	146	4.7	54-0	10	46	16	11	165	5.3
	HORIZON LEAGUE	18-11	347-19.3	35-79	.443	0-0	.000	28-41	.683	30-51	81	4.5	31-0	6	22	7	5	98	5.4
14	ALLEN, Lauren	31-15	785-25.3	65-204	.319	21-84	.250	11-26	.423	32-62	94	3.0	32-0	67	64	4	21	162	5.2
	HORIZON LEAGUE	18-6	371-20.6	23-89	.258	8-37	.216	4-10	.400	12-24	36	2.0	18-0	26	34	1	9	58	3.2
31	HATTER, Heather	25-12	436-17.4	46-93	.495	0-0	.000	31-61	.508	21-42	63	2.5	45-0	7	32	7	10	123	4.9
	HORIZON LEAGUE	14-6	245-17.5	23-48	.479	0-0	.000	18-36	.500	14-23	37	2.6	26-0	5	15	2	8	64	4.6
01	JONES, Jalesa	31-26	823-26.5	39-126	.310	13-45	.289	50-76	.658	18-80	98	3.2	50-0	84	83	3	42	141	4.5
	HORIZON LEAGUE	18-13	466-25.9	25-78	.321	8-29	.276	34-45	.756	13-47	60	3.3	30-0	43	48	1	29	92	5.1
34	TRUSSELL, Jalesa	24-0	349-14.5	30-100	.300	7-32	.219	28-41	.683	25-28	53	2.2	36-1	7	35	1	21	95	4.0
	HORIZON LEAGUE	15-0	242-16.1	25-68	.368	5-25	.200	18-26	.692	12-23	35	2.3	23-1	3	30	0	16	73	4.9
25	SHAYOK, Yar	2-1	19-9.5	1-6	.167	0-0	.000	3-4	.750	1-3	4	2.0	5-0	1	5	1	0	5	2.5
	HORIZON LEAGUE	N/A																	
23	MCNALLY, Kealy	7-0	71-10.1	2-23	.087	2-14	.143	4-4	1.000	5-17	22	3.1	5-0	0	3	0	2	10	1.4
	HORIZON LEAGUE	2-0	12-6.0	0-3	.000	0-0	.000	2-2	1.000	0-1	1	0.5	1-0	0	1	0	2	2	1.0
33	WHITTAKER, Dominica	16-5	127-7.9	8-21	.381	0-0	.000	3-7	.429	9-13	22	1.4	8-0	2	9	1	2	19	1.2
	HORIZON LEAGUE	11-3	75-6.8	5-12	.417	0-0	.000	1-3	.333	3-8	11	1.0	4-0	0	5	0	1	11	1.0
03	MOORE, Alex	4-0	20-5.0	1-7	.143	0-4	.000	0-0	.000	0-3	3	0.8	1-0	2	3	0	1	2	0.5
	HORIZON LEAGUE	N/A																	
	TEAM									57-74	131	4.2			11				
	HORIZON LEAGUE									40-37	77	4.3			6				
	Total	31	6275	645-1694	.381	130-444	.293	354-536	.660	378-707	1085	35.0	457-5	380	584	62	259	1774	57.2
	HORIZON LEAGUE	18	3625	370-962	.385	71-243	.292	222-323	.687	214-396	610	33.9	269-3	205	329	31	168	1033	57.4
	Opponents	31	6275	730-1814	.402	252-712	.354	276-404	.683	417-746	1163	37.5	528-0	506	559	88	272	1988	64.1
	HORIZON LEAGUE	18	3625	413-1005	.411	128-362	.354	147-231	.636	227-415	642	35.7	309-0	271	331	51	160	1101	61.2

2008-09 UDM INDIVIDUAL GAME HIGHS

Points	27	Sandi Brown	at YSU (2/19/09)
Field Goals Made	10	Sandi Brown	at YSU (2/19/09)
Field Goal Att.	20	Zemora Davis	at Cincinnati (11/14/08)
FG Pct.	.857 (6-7)	Sandi Brown	vs Indiana St. (11/25/08)
3-Point FG Made	5	Brigid Mulroy	vs Morehead St. (12/17/08)
	5	Brigid Mulroy	vs Indiana St. (11/25/08)
3-Point FG Att.	12	Brigid Mulroy	vs Indiana St. (11/25/08)
3-Pt FG Pct.	1.000 (2-2)	Sandi Brown	at UIC (1/05/09)
	1.000 (2-2)	Sandi Brown	at Colgate (11/29/08)
Free Throws Made	10	Sandi Brown	at WSU (1/31/09)
Free Throw Att.	13	Sandi Brown	at WSU (1/31/09)
FT Pct.	1.000 (7-7)	Sandi Brown	at YSU (2/19/09)
(min 5 made)	1.000 (6-6)	Talicia Washington	at Loyola (1/03/09)
	1.000 (6-6)	Sandi Brown	at Albany (12/01/08)
	1.000 (5-5)	Brigid Mulroy	at Valparaiso (2/06/09)
	1.000 (5-5)	Brigid Mulroy	vs Morehead St. (12/17/08)
Rebounds	14	Sandi Brown	vs Loyola (3/09/09)
Assists	10	Jalesa Jones	at EMU (12/20/08)
Steals	5	Sandi Brown	vs Loyola (3/09/09)
	5	Jalesa Jones	at CSU (2/21/09)
	5	Jalesa Jones	vs Green Bay (2/14/09)
	5	Sandi Brown	vs YSU (1/24/09)
	5	Sandi Brown	at Colgate (11/29/08)
Blocked Shots	4	Talicia Washington	at Green Bay (3/11/09)

2008-09 UDM TEAM GAME HIGHS

Points	76	at Eastern Michigan (12/20/08)
Field Goals Made	31	at Eastern Michigan (12/20/08)
Field Goal Attempts	69	at Eastern Michigan (12/20/08)
FG Pct.	.475 (29-61)	#23 Georgia (11/22/08)
3-Point FG Made	8	Valparaiso (01/10/09)
	8	Morehead St. (12/17/08)
	8	at Colgate (11/29/08)
	8	Indiana St. (11/25/08)
3-Point FG Att.	30	Indiana St. (11/25/08)
	28	at Iowa State (12/14/08)
3-Point FG Pct.	.636 (7-11)	at UIC (01/05/09)
Free Throws Made	25	at Valparaiso (02/06/09)
Free Throw Att.	33	at Loyola (01/03/09)
FT Pct.	.929 (13-14)	at Cleveland State (02/21/09)
Rebounds	49	at Valparaiso (02/06/09)
Assists	25	at Eastern Michigan (12/20/08)
Steals	16	at Wright State (01/31/09)
Blocked Shots	5	at Green Bay (03/11/09)
	5	Morehead State (12/17/08)

2008-09 Statistics



OPPONENT	DATE	SCORE	W/L	POINTS	REBOUNDS	ASSISTS	STEALS	BLOCKED SHOTS
at Cincinnati	Nov. 14	59-66	L	17-Davis	7-Allen, Jones	5-Jones	2-Mulroy	1-Shayok, Allen, Mulroy
at Michigan St.	Nov. 19	45-85	L	13-Davis	8-Davis	2-Davis	2-Brown	1-Hall, Mulroy, Washington
#23 GEORGIA	Nov. 22	70-66	W	20-Davis	11-Allen	6-Jones	1-4-way tie	1-Allen
INDIANA ST.	Nov. 25	60-74	L	21-Mulroy	6-Allen, Brown	7-Hall	3-Allen	2-Hatter
at Colgate	Nov. 29	61-51	W	16-Mulroy	5-Allen	3-Brown	5-Brown	N/A
at Albany	Dec. 1	49-62	L	14-Brown	6-Allen	3-Jones	3-Brown	1-Hatter
at Bowling Green	Dec. 3	42-72	L	11-Brown	9-Brown	3-Hall	3-Brown	1-Washington, Hatter
at Iowa State	Dec. 14	39-75	L	10-Brown	8-McNally	4-Jones	1-Hall, Hatter	N/A
MOREHEAD ST.	Dec. 17	60-54	W	22-Mulroy	9-Washington	5-Jones	3-Brown	2-Brown, Washington
at Eastern Mich.	Dec. 20	76-75(2ot)	W	14-Washington	6-Brown	10-Jones	3-Brown, Washington	2-Brown
at Canisius	Dec. 28	59-80	L	14-Mulroy	8-Mulroy,	6-Hall	1-4-way tie	1-Washington Washington
at Loyola*	Jan. 3	71-64	W	14-Washington	11-Brown	4-Hall	2-Mulroy, Jones, Brown	1-Allen, Brown
at UIC*	Jan. 5	66-69	L	15-Brown	5-Brown,	9-Jones	3-Brown	1-Brown Hatter, Washington
BUTLER*	Jan. 8	48-71	L	9-Brown	6-Washington	2-Brown	3-Hall	1-Brown, Washington
VALPARAISO*	Jan. 10	65-70	L	16-Brown	7-Brown	4-Jones	4-Hall	1-Brown
at Green Bay*	Jan. 15	43-62	L	16-Brown	8-Brown	6-Hall	2-Hall	N/A
at Milwaukee*	Jan. 17	57-75	L	17-Brown	10-Brown	7-Hall	2-Hatter	1-Hatter, Jones, Mulroy
CSU*	Jan. 22	55-70	L	17-Brown	8-Brown	3-Allen,	4-Brown	2-Washington Hall
YSU*	Jan. 24	73-50	W	19-Hall	13-Brown	4-Allen	5-Brown	N/A
at Wright State*	Jan. 31	58-65	L	18-Mulroy	8-Hatter	7-Hall	4-Hall	1-Brown
at Valparaiso*	Feb. 6	62-47	W	13-Hatter,	12-Brown	8-Hall	3-Trussell	1-4-way tie Mulroy
at Butler*	Feb. 8	42-60	L	16-Brown	5-Brown, Davis	3-Jones	4-Brown	1-Hall, Brown
MILWAUKEE*	Feb. 12	59-50	W	14-Mulroy	11-Brown	4-Allen,	2-4-way tie	1-Brown Hall
GREEN BAY*	Feb. 14	44-59	L	15-Mulroy	9-Brown	4-Jones	5-Jones	2-Brown
at YSU*	Feb. 19	70-62	W	27-Brown	6-Brown	4-Jones	3-Mulroy	1-Brown
at Cleveland St.*	Feb. 21	50-60	L	14-Jones	8-Jones	3-Hall,	5-Jones	1-Brown, Washington Mulroy
WRIGHT ST.*	Feb. 28	50-63	L	17-Allen	7-Washington	4-Hall	3-Brown, Davis	1-Brown, Washington
UIC*	Mar. 5	63-55	W	21-Brown	6-Trussell	2-4-way tie	3-Brown	2-Brown
LOYOLA*	Mar. 7	57-49	W	14-Brown	9-Brown	4-Brown,	2-Brown, Jones	1-Brown, Jones Washington
LOYOLA\$	Mar. 9	72-67	W	16-Davis	14-Brown	8-Allen	5-Brown	1-Mulroy Trussell, Whittaker
at Green Bay%	Mar. 11	46-60	L	13-Mulroy	12-Brown	5-Allen	3-Allen, Brown	4-Washington

*-Horizon League Game

\$-Horizon League Championship First Round (Detroit, MI)

%-Horizon League Championship Quarter-Finals (Green Bay, WI)

G1 CINCINNATI 66, DETROIT 59

Nov. 14, 2008; Fifth Third Arena; Cincinnati, OH

Player	min	fg-fga	ft-fra	reb.	ast.	pf	tp
Mulroy	30*	4-9	0-0	3	1	0	11
Shayok	17*	1-6	3-4	3	1	4	5
Brown	17*	3-6	0-0	4	1	5	7
Jones	35*	2-2	5-8	7	5	3	10
Davis	37*	8-20	1-2	4	3	4	17
Moore	0-0	0-0	0-0	0	0	0	0
Allen	33*	2-7	0-0	7	0	3	5
Washington	7	1-1	0-0	2	0	1	2
Hatter	15	0-1	2-4	3	0	2	2
Trussell	9	0-2	0-0	1	1	3	0
Team				6			
Totals	200	21-54	11-18	40	12	25	59

Player	min	fg-fga	ft-fra	reb.	ast.	pf	tp
Bellman	31*	6-15	0-0	8	4	3	18
Schuster	17*	3-9	1-2	3	1	2	8
Stephens	21*	3-7	5-6	3	2	4	11
Sanders	27*	3-6	1-3	2	2	5	8
Roudebush	37*	1-8	3-4	3	3	1	5
Benson	23	1-4	2-2	7	1	2	6
Shoate	15	0-1	0-1	0	1	1	0
Morgan	10	1-1	0-0	0	0	0	2
Trussell	19	5-9	0-5	8	1	1	10
Team				2			
Totals	200	23-60	12-23	33	16	19	66

Halftime - UC 24, UDM 28; **Turnovers** - UC 18, UDM 30; **3-pt FG** - UDM 6-16 (Jones 1-1, Mulroy 3-8, Brown 1-3, Allen 1-4); UC 8-23 (Sanders 1-2, Bellman 6-10, Schuster 1-3, Shoate 0-1, Benson 0-2, Roudebush 0-5); **Att:** 241.

G2 MICHIGAN STATE 85, DETROIT 48

Nov. 19, 2008; Breslin Center; East Lansing, MI

Player	min	fg-fga	ft-fra	reb.	ast.	pf	tp
Mulroy	27*	0-0	3-4	4	1	4	3
Davis	33*	2-12	9-12	8	2	4	13
Mulroy	27*	3-9	0-0	0	0	3	7
Hatter	20*	1-2	2-2	3	0	2	4
Brown	27*	3-11	2-2	3	1	5	9
Moore	0-0	0-0	0-0	0	0	0	0
Allen	31	2-8	1-2	5	1	2	5
Washington	19	3-5	0-0	7	0	3	6
Trussell	10	0-3	1-3	3	0	1	1
Whittaker	2	0-1	0-0	0	0	0	0
Team				3			
Totals	200	14-53	18-25	36	5	24	48

Player	min	fg-fga	ft-fra	reb.	ast.	pf	tp
Piechowski	19*	2-4	0-0	2	4	0	6
Washington	23*	3-4	1-3	4	2	1	4
Jefferson	19*	4-12	9-10	8	0	3	18
Keane	16*	1-6	3-4	4	2	6	6
DeHaan	21*	5-8	4-4	5	1	1	14
Poole	12	2-6	0-2	2	2	1	4
Thomas	12	1-2	0-0	2	0	3	3
Johnson, M.	16	2-5	0-0	3	0	4	6
Schiffauer	16	3-5	3-5	2	2	3	9
Johnson, L.	16	0-3	0-0	4	2	3	4
Alton	10	0-2	0-0	0	1	2	0
Aitch	19	2-6	3-4	4	0	2	7
Team				4			
Totals	200	27-63	23-33	48	20	22	85

Halftime - MSU 37, UDM 13; **Turnovers** - MSU 24, UDM 24; **3-pt FG** - UDM 2-14 (Brown 1-4, Mulroy 1-5, Moore 0-1, Trussell 0-1, Allen 0-3); MSU 8-21 (Washington 1-1, Jefferson 1-1, Thomas 1-1, Piechowski 2-4, Johnson, L. 2-4, DeHaan 0-1, Johnson, M. 0-1, Alton 0-1, Poole 0-3); **Att:** 4035.

G3 DETROIT 70, #23 GEORGIA 66

Nov. 22, 2008; Calihan Hall; Detroit, MI

Player	min	fg-fga	ft-fra	reb.	ast.	pf	tp
Mulroy	14*	1-3	0-0	0	0	0	2
Phillips	27*	6-19	0-0	10	5	1	12
Houts	40*	7-16	0-0	5	6	4	17
Puleo	35*	3-10	0-0	2	4	2	8
Marshall	33*	2-10	0-0	9	2	2	4
Taylor	11	3-4	0-0	3	0	1	6
Rhoden	23	1-4	0-0	4	2	1	3
Robinson	27	5-10	4-4	11	1	4	14
Team				4			
Totals	200	28-76	4-4	48	20	15	66

Player	min	fg-fga	ft-fra	reb.	ast.	pf	tp
Mulroy	35*	6-10	0-0	6	2	2	15
Hatter	22*	3-4	2-2	0	0	1	8
Jones	35*	2-5	1-1	4	6	1	5
Davis	29*	9-19	2-4	3	2	2	20
Allen	40*	5-13	2-3	11	5	0	13
Hill	9	0-2	0-0	1	2	0	0
Washington	17	1-3	1-2	6	1	2	3
Brown	13	3-5	0-0	3	1	0	6
Team				4			
Totals	200	29-61	8-12	34	19	8	70

Halftime - UDM 35, UGA 32; **Turnovers** - UGA 17, UDM 14; **3-pt FG** - UG 6-21 (Rhoden 1-2, Puleo 2-8, 3-10, Marshall 0-1); UDM 4-13 (Mulroy 3-6, Allen 1-5, Davis 0-1, Hall 0-1); **Att:** 507.

G4 INDIANA STATE 74, DETROIT 60

Nov. 25, 2008; Calihan Hall; Detroit, MI

Player	min	fg-fga	ft-fra	reb.	ast.	pf	tp
Mattox	18*	3-8	2-3	5	0	7	6
Cooley	26*	4-6	2-2	3	1	3	10
Phillips	33*	4-10	4-4	4	4	4	15
Schilli	22*	0-2	0-0	6	3	2	0
Luna	29*	6-11	3-3	4	4	1	18
Schoen	21	3-8	0-0	1	3	4	8
Thomas	27	1-6	1-6	1	1	1	9
Pedro	4	0-0	0-0	0	0	1	0
Paul	8	2-2	0-0	2	1	0	4
Burton	12	0-1	0-0	2	1	1	0
Team				4			
Totals	200	26-53	12-14	37	18	19	74

Player	min	fg-fga	ft-fra	reb.	ast.	pf	tp
Mulroy	40*	8-15	0-0	5	2	1	21
Hatter	15*	3-4	0-2	2	0	3	6
Jones	22*	0-4	0-0	1	3	2	0
Davis	21*	0-5	0-0	2	2	1	0
Trussell	32*	2-11	0-0	6	2	5	5
Hall	24	1-9	2-4	2	7	2	5
Shayok	2	0-0	0-0	1	0	1	0
McNally	8	1-7	0-0	3	0	0	3
Washington	11	1-2	0-0	3	0	2	2
Brown	25	6-7	6-7	6	2	3	18
Team				1			
Totals	200	22-64	8-13	32	21	17	60

Halftime - ISU 35, UDM 28; **Turnovers** - ISU 18, UDM 17; **3-pt FG** - ISU 10-29 (Luna 3-8, Phillips 3-9, Mattox 2-6, Schoen 2-6); UDM 8-30 (Mulroy 5-12, Allen 1-4, Hall 1-4, McNally 1-7, Brown 0-1); **Att:** 237.

G5 DETROIT 61, COLGATE 51

Nov. 29, 2008; Cotterell Court; Hamilton, NY

Player	min	fg-fga	ft-fra	reb.	ast.	pf	tp
Mulroy	32*	7-16	0-0	2	2	2	16
Hatter	25*	2-3	0-4	4	0	0	4
Jones	36*	2-3	0-0	2	1	1	5
Davis	23*	3-8	2-4	3	1	1	8
Allen	35*	3-7	2-2	5	2	2	11
Washington	15	2-4	1-1	1	1	1	5
Trussell	7	1-4	0-0	2	0	0	2
Brown	27	2-7	4-4	3	3	3	10
Team				0			
Totals	200	22-53	9-15	23	10	11	61

Player	min	fg-fga	ft-fra	reb.	ast.	pf	tp
Gier	37*	5-9	4-4	11	1	2	14
Oakes	24*	5-10	2-2	3	2	4	12
Green	38*	2-5	2-1	4	2	1	7
Kozlowski	40*	5-18	0-0	3	2	2	15
Polinski	24*	1-5	1-1	8	3	2	3
Kokowski	2	0-0	0-0	0	0	1	0
Garman	15	0-2	0-0	2	2	1	0
Havenstein	11	0-0	0-0	1	0	1	0
Moser	9	0-1	0-1	2	1	0	0
Team				0			
Totals	200	18-50	9-10	34	13	14	51

Halftime - UDM 35, CU 28; **Turnovers** - UDM 18, CU 26; **3-pt FG** - DET 8-21 (Brown 2-2, Allen 3-5, Jones 1-2, Mulroy, 2-8, Shayok 0-1); CU 6-21 (Kozlowski 5-13, Green 1-4, Garman 0-1, Polinski 0-3).

G6 ALBANY 62, DETROIT 49

Dec. 1, 2008; SEFCU Arena; Albany, NY

Player	min	fg-fga	ft-fra	reb.	ast.	pf	tp
Mulroy	25*	2-3	0-0	3	0	1	4
Allen	35*	6-10	0-0	6	2	1	12
Hatter	17*	2-4	2-2	1	1	1	6
Davis	35*	2-5	3-7	4	3	4	8
Jones	6	0-0	0-0	0	1	0	0
Washington	12	0-1	1-3	4	0	1	1
Trussell	4	0-1	0-0	0	0	2	0
Brown	32	4-8	6-6	4	2	2	14
Team				2			
Totals	200	18-41	12-18	28	10	13	49

Player	min	fg-fga	ft-fra	reb.	ast.	pf	tp
Lindsay	13*	1-1	0-2	4	1	4	2
Johnson	36*	5-11	0-0	4	3	1	13
McCree	36*	3-10	3-4	3	5	3	12
Aiken	38*	7-12	0-0	6	0	3	19
Iromuanya	32*	3-12	2-3	11	6	1	8
Ford	4	0-1	0-0	0	1	0	0
Clements	7	0-1	0-0	0	0	1	0
Jones	9	1-4	0-0	2	0	4	2
Coohan	3	0-1	0-0	0	0	2	0
MacSpando	18	1-3	4-4	5	0	2	6
Coon	4	0-0	0-0	0	0	0	0
Team				3			
Totals	200	23-60	12-23	33	16	19	66

Halftime - UA 24, UDM 22; **Turnovers** - UA 23, UDM 34; **3-pt FG** - UDM 1-6 (Jones 1-2, Davis 0-1, Allen 0-2); UA 11-29 (Aiken 5-10, Johnson 3-6, McCree 3-8, Jones 0-1, Iromuanya 0-4); **Att:** 102.

G7 BOWLING GREEN 72, DETROIT 42

Dec. 3, 2008; Anderson Arena; Bowling Green, OH

Player	min	fg-fga	ft-fra	reb.	ast.	pf	tp
Mulroy	24*	3-4	1-1	3	0	3	8
Allen	16*	1-3	0-0	2	1	0	2
Hatter	15*	1-3	2-4	0	0	2	4
Jones	16*	0-3	0-0	3	1	0	0
Moore	9	0-2	0-0	1	1	0	0
Hall	23	2-9	0-0	2	3	2	4
McNally	14	1-5	0-0	6	0	1	3
Washington	10	0-1	0-0	4	0	1	0
Trussell	14	0-5	2-2	2	0	0	2
Whittaker	11	1-2	2-3	2	1	2	4
Brown	30	5-11	1-2	9	1	2	11
Team				6			
Totals	200	16-54	8-12	41	8	15	42

Player	min	fg-fga	ft-fra	reb.	ast.	pf	tp
Prochaska	32*	3-8	0-0	8			

G12 DETROIT 71, LOYOLA 64
Jan. 3, 2009; Joseph J. Gentile Center; Chicago, IL

Player	min	fg-fga	ft-fra	reb.	ast.	pf	tp
Washington	29*	4-8	6-6	10	0	3	12
Brown	35*	4-8	4-7	11	2	3	12
Jones	32*	2-5	5-7	0	3	2	9
Mulroy	34*	3-11	3-4	6	2	2	11
Allen	26*	1-6	2-4	45	1	2	5
Davis	13	3-5	0-0	3	0	0	6
Hall	20	4-8	1-2	3	4	0	3
Hatter	13	1-11	0-0	3	4	0	3
Whittaker	5	1-2	1-3	4	0	1	3
Team				3			
Totals	200	23-55	22-33	47	13	10	71

Loyola (64)
Player min fg-fga ft-fra reb. ast. pf tp
VanBogaert 29* 7-13 2-4 9 3 4 16
Boeke 28* 3-6 2-4 5 3 5 8
Collins 40* 6-16 0-0 5 5 4 17
McCloskey 37* 1-5 0-0 1 1 2 3
Samplawski 10* 0-1 1-1 1 1 1 0
Finnegan 14 5-9 0-0 7 1 5 11
Randle 2 2-0 0-0 0 0 0 0
Ayoub 4 0-1 0-0 2 0 2 0
Pauley 5 0-0 0-0 0 1 0 0
Hylton 28 4-12 0-0 3 2 4 9
Sebetic 3 0-1 0-0 0 0 0 0
Team

Totals 200 26-66 9-14 37 17 27 64
Halftime - DET 26, LU23; **Turnovers** - DET 18, LU 14; 3-pt FG - DET 3-11 (Mulroy 2-6, Allen 1-4, Hall 0-1), LU 13-22 (McCloskey 1-4, Hylton 1-5, Collins 1-9, VanBogaert 0-1, Boeke 0-1, Samplawski 0-1, Sebetic 0-1); **Att:** 533.

G13 UIC 69, DETROIT 66
Jan. 5, 2009; UIC Pavilion; Chicago, IL

Player	min	fg-fga	ft-fra	reb.	ast.	pf	tp
Mulroy	37*	5-12	0-0	4	1	1	13
Washington	21*	3-6	0-0	5	0	1	6
Brown	28*	5-9	3-3	5	0	4	15
Jones	31*	1-4	5-6	3	9	1	7
Allen	16*	1-2	0-0	0	3	3	3
Hall	24	4-6	0-0	2	0	1	8
Hatter	19	2-8	1-2	3	3	2	6
McNally	6	0-2	0-0	0	0	1	0
Hatter	19	3-6	2-6	5	0	3	8
Trussell	4	0-0	0-0	8	0	1	0
Team				1			
Totals	200	24-55	11-17	37	16	16	66

UIC (69)
Player min fg-fga ft-fra reb. ast. pf tp
Bailey 37* 9-12 2-4 7 2 3 23
Johnson 18* 3-6 1-3 4 0 1 7
Hutchens 23* 2-8 0-0 0 3 2 5
Miller 36* 2-3 1-3 6 4 2 5
Green 29* 5-8 4-6 1 4 4 17
Sadler 19 2-7 2-2 1 3 0 6
Grobbecker 15 1-3 0-2 3 1 1 2
Strickland 14 2-5 0-0 2 0 3 4
Dahke 2 2-0 0-0 0 0 0 0
Hluska 2 0-0 0-0 0 0 0 0
Petrinec 5 0-1 0-0 0 1 1 0
Team

Totals 200 26-53 10-20 29 19 18 69
Halftime - UIC 34, DET 26; **Turnovers** - UIC 16, DET 19; 3-pt FG - DET 3-11 (Brown 2-4, Allen 1-1, Hall 1-1, McNally 3-6), UIC 7-13 (Bailey 3-3, Green 2-5, Hutchens 1-3, Sadler 0-1); **Att:** 432.

G14 BUTLER 71, DETROIT 48
Jan. 8, 2009; Calihan Hall; Detroit, MI

Player	min	fg-fga	ft-fra	reb.	ast.	pf	tp
Bowen	17*	5-12	1-4	4	2	1	11
Thornton	27*	5-9	0-0	6	2	1	10
Akande	21*	0-2	1-2	3	2	3	1
Burns	27*	1-2	0-0	1	1	2	0
Miller	13	0-0	0-0	2	1	0	3
Jones	17	1-6	0-0	4	6	0	5
Bass	4	0-0	0-0	6	0	0	0
Brierly	19	2-5	0-0	1	1	2	6
Lester	23	6-11	1-2	8	1	1	14
Hamilton	9	1-1	5-6	0	0	1	7
May	2	0-1	0-0	0	0	1	0
Ostrom	4	1-2	0-0	2	0	0	2
Team				4			
Totals	200	27-61	10-16	40	18	15	71

Detroit (48)
Player min fg-fga ft-fra reb. ast. pf tp
Mulroy 26* 1-5 0-0 0 0 2 8
Washington 18* 3-5 2-3 6 2 0 2
Brown 26* 3-8 2-2 4 2 4 9
Jones 22* 2-10 1-2 2 1 2 7
Allen 38* 3-7 0-0 2 0 0 7
Davis 23 3-4 2-2 1 2 8
Hall 24 3-7 0-0 4 1 0 6
Hatter 12 0-1 1-2 1 0 3
Whittaker 11 0-1 0-0 1 0 1 0
Team

Totals 200 18-47 8-11 24 5 14 48
Halftime - BU 30, DET 31; **Turnovers** - BU 15, DET 22; 3-pt FG - BU 5-21 (Bowen 2-4, Brown 1-2, Brierly 2-5, Lester 1-4, Jones 1-3, Miller 0-1); DET 4-10 (Allen 1-1, Jones 2-4, Brown 1-3, Mulroy 0-2); **Att:** 246.

G15 VALPARAISO 70, DETROIT 65 (OT)
Jan. 10, 2009; Calihan Hall; Detroit, MI

Player	min	fg-fga	ft-fra	reb.	ast.	pf	tp
Farris	28*	4-6	0-0	6	4	2	8
Litka	39*	2-15	2-2	4	4	1	7
Emig	10*	4-7	1-2	4	0	1	3
Hochstetler, Le	38*	3-5	2-2	4	2	14	4
Hochstetler, La	39*	4-8	0-0	4	3	3	10
Ray	7	1-3	0-0	0	1	0	3
Adams	20	1-7	0-0	0	0	0	3
Varnier	17	1-3	0-1	2	2	2	2
Zabielewicz	32	7-9	6-6	9	0	2	20
Team				6			
Totals	225	25-61	11-13	39	20	13	70

Detroit (65)
Player min fg-fga ft-fra reb. ast. pf tp
Mulroy 38* 5-12 1-1 4 1 1 13
Washington 22* 2-8 0-0 5 2 2 16
Brown 45* 2-2 2-2 7 2 2 4
Jones 43* 4-10 2-3 2 4 4 12
Allen 27* 2-4 0-2 5 2 2 5
Davis 5 0-1 0-0 0 0 1 0
Hall 28 7-10 0-0 2 2 4 15
Hatter 16 0-0 0-0 1 0 2 0
Whittaker 1 0-0 0-0 0 0 0 0
Team

Totals 225 26-59 5-8 28 13 18 65
Halftime - VU 35, DET 31; **Turnovers** - VU 20, DET 21; 3-pt FG - VU 9-32 (Hochstetler, Le 4-7, Hochstetler, La 2-4, Ray 1-2, Adams 1-5, Litka 1-12, Farris 0-1); DET 8-20 (Brown 2-3, Hall 1-2, Mulroy 2-6, Jones 2-6, Allen 1-3); **Att:** 211.

G16 GREEN BAY 62, DETROIT 53
Jan. 15, 2009; Resch Center; Green Bay, WI

Player	min	fg-fga	ft-fra	reb.	ast.	pf	tp
Mulroy	29*	4-8	0-0	2	0	1	10
Allen	26*	0-5	0-0	2	0	4	0
Washington	19*	0-2	1-2	4	0	2	1
Brown	37*	6-13	3-3	8	1	2	16
Davis	12	1-5	2-2	2	0	2	4
Hall	21	1-5	0-0	1	6	2	4
McNally	6	0-0	2-2	1	0	0	2
Hatter	10	0-0	0-0	1	0	0	0
Whittaker	3	0-0	0-0	0	0	0	0
Trussell	6	0-2	0-0	0	0	0	0
Team				5			
Totals	200	15-46	8-9	32	7	13	43

Green Bay (62)
Player min fg-fga ft-fra reb. ast. pf tp
Harty 25* 0-0 0-0 1 1 4 0
Hoewisch 19 3-7 3-4 0 1 2 11
Glover 20* 1-3 3-4 7 0 0 5
Templin 26* 3-7 2-2 7 0 0 9
Porath 29* 0-0 0-0 4 3 0 0
Beckel 1 0-0 0-0 0 0 0 0
Quilling 13 4-10 0-0 2 0 1 12
Shaw 5 1-1 0-0 0 0 2 2
Derusha 1 0-0 0-0 0 0 0 0
Golden 28 5-9 2-3 2 0 0 14
Lyons 4 0-0 0-0 0 3 0 0
Wojta 7 1-3 0-0 3 2 2 2
Faase 3 1-2 0-0 0 0 0 0
Tetschlag 19 2-5 1-1 3 1 1 5
Team

Totals 200 21-47 10-14 28 16 14 62
Halftime - GB 24, DET 13; **Turnovers** - GB 11, DET 18; 3-pt FG - DET 5-13 (Mulroy 2-3, Jones 1-2, Brown 1-2, Hall 1-2, Allen 0-2, Trussell 0-2); GB 10-24 (Quilling 4-7, Templin 2-4, Golden 2-4, Hoewisch 2-5, Tetschlag 0-3).

G17 MILWAUKEE 75, DETROIT 57
Jan. 17, 2009; Klotz Center; Milwaukee, WI

Player	min	fg-fga	ft-fra	reb.	ast.	pf	tp
Mulroy	27*	2-5	2-4	2	1	0	6
Washington	30*	4-7	0-0	4	1	0	11
Brown	40*	7-18	1-4	10	3	3	17
Jones	34*	3-7	0-2	5	3	3	6
Allen	6*	0-1	0-0	1	0	1	0
Davis	26	3-10	0-0	2	0	3	6
Hall	26	4-13	0-4	4	7	3	9
Hatter	10	1-2	0-0	1	0	0	2
Trussell	1	0-0	0-0	0	0	0	0
Team				5			
Totals	200	24-63	6-11	34	15	13	57

Milwaukee (75)
Player min fg-fga ft-fra reb. ast. pf tp
Edwards 30* 5-6 1-2 7 2 1 12
Klomstad 18* 3-5 0-0 4 3 0 6
McClain 34* 6-12 2-2 6 6 0 20
Barnes 31* 1-5 0-1 6 10 3 3
Imperiale 24* 2-3 0-0 5 1 4 8
Laur 26 3-10 2-2 11 1 1 10
Schell 19 4-10 0-2 2 1 3 11
Fournier 5 2-3 0-0 1 0 0 4
Jorgenson 1 0-0 0-0 0 0 0 0
Klawitter 12 0-2 1-2 0 0 0 1
Team

Totals 200 27-61 6-11 43 24 10 75
Halftime - UWM 37, DET 23; **Turnovers** - DET 10, UWM 12; 3-pt FG - DET 3-14 (Mulroy 2-4, Brown, 1-4, Jones 0-2, Hall 0-4), UWM 15-32 (Imperiale 2-2, Edwards 1-1, McClain 6-10, Schell 3-7, Barnes 1-3, Laur 2-7, Klawitter 0-2); **Att:** 463.

G18 CLEVELAND STATE 70, DETROIT 55
Jan. 22, 2009; Calihan Hall; Detroit, MI

Player	min	fg-fga	ft-fra	reb.	ast.	pf	tp
Crosley	30*	0-3	0-2	12	2	4	0
Butler	31*	5-9	0-0	5	2	3	10
Garland	40*	6-15	2-2	7	5	0	16
Klein	40*	6-12	4-4	4	6	3	21
Roque	36*	5-12	0-0	4	3	3	13
Adams	2	0-0	0-0	1	0	1	0
Miller	22	3-5	3-5	2	2	1	10
Team				4			
Totals	200	25-56	9-16	39	20	15	70

Detroit (55)
Player min fg-fga ft-fra reb. ast. pf tp
Mulroy 27* 2-6 0-0 1 2 5 5
Washington 22* 2-3 3-4 65 1 3 7
Jones 28* 1-5 2-4 2 1 0 4
Davis 26 2-6 2-2 2 1 5 6
Brown 39* 6-10 2-2 8 2 2 17
Allen 10 0-5 0-0 0 3 0 0
Hall 20 2-8 0-0 1 3 1 5
Hatter 11 1-1 0-0 1 0 2 2
Trussell 17 3-6 2-2 2 1 2 9
Team

Totals 200 19-50 11-15 26 14 20 55
Halftime - CSU 35, DET 23; **Turnovers** - CSU 17, DET 14; 3-pt FG - CSU 11-27 (Miller 1-1, Klein 5-10, Roque 3-9, Garland 2-6, Crosley 0-1); DET 6-15 (Brown 3-4, Mulroy 1-2, Hall 1-3, Trussell 1-3, Allen 0-1, Jones 0-2).

G19 DETROIT 73, YOUNGSTOWN ST. 50
Jan. 24, 2009; Calihan Hall; Detroit, MI

Player	min	fg-fga	ft-fra	reb.	ast.	pf	tp
Manuel	19*	1-6	0-0	3	0	4	2
Scott	36*	2-5	2-3	4	0	3	4
Middlebrooks	27*	2-5	0-0	3	2	2	6
Gurganus	36*	3-12	0-3	3	1	8	3
Alexander	20*	5-8	0-0	0	1	1	15
Westley	12	1-2	0-0	2	1	2	2
Nortey	18	3-7	0-0	1	2	3	6
March	2	0-1	0-0	1	0	0	0
Gasparez	8	0-0	2-2	0	0	2	0
Pendleton	14	1-2	0-0	0	4	4	4
LaFleur	8	0-0	3-4	1	0	1	3
Team				2			
Totals	200	18-48	7-9	21	11	23	50

Detroit (73)
Player min fg-fga ft-fra reb. ast. pf tp
Mulroy 24* 2-8 2-2 3 2 2 13
Hatter 24* 3-5 7-8 2 2 2 13
Brown 38* 5-10 3-4 14 0 2 14
Davis 24* 2-8 3-4 4 3 1 7
Hall 28* 8-13 2-3 2 2 2 19
Jones 12 1-1 0-0 3 0 2 3
Allen 16 0-5 0-0 0 4 0 0
Washington 16 2-3 2-2 3 0 2 6
Whittaker 2 0-0 0-0 0 0 0 0
Trussell 16 1-2 2-4 2 0 1 5
Team

Totals 200 24-55 21-27 38 14 15 73
Halftime - DET 44, YSU 31; **Turnovers** - YSU 20, DET 15; 3-pt FG - YSU 7-16 (Alexander

G24 GREEN BAY 59, DETROIT 44
Feb. 14, 2009; Calihan Hall; Detroit, MI

Green Bay (59)										
Player	min	fg-fga	ft-fra	reb.	ast.	pf	tp			
Templin	29*	4-7	0-0	2	1	4	13			
Glover	27*	5-9	3-3	2	1	4	10			
Harty	20*	1-5	0-2	4	4	3	3			
Hoewisch	25*	4-6	0-0	2	2	0	11			
Porath	34*	2-5	0-0	5	2	3	5			
Quilling	15	1-3	0-0	1	1	0	3			
Golden	24	2-3	1-2	4	2	0	8			
Lavens	1	0-1	0-0	0	0	0	0			
Wojta	2	0-0	0-0	0	0	0	0			
Tetschlag	23	2-6	2-3	3	0	1	6			
Team	200	22-47	6-10	27	16	14	59			

Detroit (44)										
Player	min	fg-fga	ft-fra	reb.	ast.	pf	tp			
Mulroy	31*	5-11	2-2	4	0	0	15			
Washington	20*	0-1	2-4	5	0	2	2			
Hatter	11*	1-1	0-2	0	0	1	2			
Jones	28*	1-5	2-2	6	4	1	4			
Hall	3*	3-8	0-1	1	3	2	6			
Davis	3*	1-3	0-0	0	0	0	2			
Allen	19	2-4	0-0	0	0	2	4			
Whittaker	10	0-1	0-0	0	0	1	0			
Trussell	21	1-3	0-0	2	0	1	2			
Team	27	1-6	5-8	9	3	3	4			
Totals	200	15-43	11-18	29	10	13	44			

Halfime - UWGB 34, DET 21; **Turnovers** - UWGB 21, DET 26; **3-pt FG** - UWGB 9-22 (Hoewisch 3-4, Templin 2-4, Golden 1-2, Porath 1-3, Quilling 1-3, Harty 1-4, Tetschlag 0-2); DET 3-13 (Mulroy 3-7, Jones 0-2, Hall 0-2, Allen 0-2); **Att:** 512.

G25 DETROIT 70, YSU 62
Feb. 19, 2009; Beeghly Center; Youngstown, OH

Detroit (70)										
Player	min	fg-fga	ft-fra	reb.	ast.	pf	tp			
Washington	11*	1-1	1-2	5	0	4	3			
Brown	40*	10-16	7-7	6	3	3	27			
Davis	10*	0-1	0-0	1	1	1	0			
Mulroy	34*	3-7	0-0	4	2	3	7			
Hall	31*	5-11	2-4	1	3	3	13			
Jones	25	1-5	2-3	5	4	1	4			
Allen	19	0-4	0-0	1	1	1	0			
Whittaker	6	0-1	0-0	1	0	0	0			
Trussell	24	6-11	4-4	5	1	2	16			
Team	200	26-57	16-20	34	15	18	70			

Youngstown (62)										
Player	min	fg-fga	ft-fra	reb.	ast.	pf	tp			
Pendleton	16*	2-5	0-0	7	1	2	4			
Middlebrooks	22*	1-3	2-2	2	1	4	1			
Godfrey	22*	2-5	0-0	1	1	1	4			
Nortey	37*	3-10	0-0	5	2	3	6			
Gurganus	34*	5-9	2-2	3	1	2	15			
Wesley	27	6-9	1-2	4	1	4	16			
Manuel	1	0-0	0-0	1	0	1	0			
Alexander	23	1-5	1-1	1	1	3	9			
Scott	13	1-2	2-3	2	0	0	0			
Gasparek	3	0-0	0-0	0	0	0	0			
Team	200	23-51	8-13	27	8	22	62			

Halfime - DET 29, YSU 29; **Turnovers** - Det 15, YSU 18; **3-pt FG** - DET 2-12 (Mulroy 1-2, Hall 1-4, Jones 0-1, Allen 0-1, Trussell 0-1, Brown 0-3); YSU 6-22 (Gurganus 3-5, Wesley 3-5, Alexander 2-6, Godfrey 0-1); **Att:** 535.

G26 CLEVELAND ST. 60, DETROIT 50
Feb. 21, 2009; Wolstein Center; Cleveland, OH

Detroit (50)										
Player	min	fg-fga	ft-fra	reb.	ast.	pf	tp			
Washington	24*	2-4	2-2	4	1	0	6			
Brown	32*	4-10	2-2	2	0	3	11			
Jones	37*	3-6	2-8	8	1	1	18			
Mulroy	34*	3-10	0-0	4	3	2	7			
Hall	24*	1-5	2-2	0	3	2	4			
Davis	13	2-4	0-0	2	0	1	4			
Allen	16	0-2	0-0	3	0	1	0			
Whittaker	2	0-0	0-0	0	0	0	0			
Trussell	18	2-10	0-0	2	0	5	4			
Team	200	17-51	13-14	28	8	15	50			

Cleveland State (60)										
Player	min	fg-fga	ft-fra	reb.	ast.	pf	tp			
Crosley	29*	1-4	2-2	2	1	4	9			
Butler	30*	4-5	1-2	10	1	1	9			
Garland	29*	6-8	1-2	8	2	4	14			
Klien	38*	8-14	4-4	5	2	1	24			
Roque, J.	35*	3-10	0-1	0	1	2	6			
Adams	18	1-5	0-0	6	2	2	2			
Miller	7	0-0	0-0	1	0	0	0			
Blue	3	0-0	0-2	0	0	0	0			
Roque, A.	11	0-2	0-0	1	1	2	0			
Team	200	23-48	8-13	34	13	17	60			

Halfime - CSU 26, DET 19; **Turnovers** - Det 20, CSU 22; **3-pt FG** - DET 2-12 (Brown 1-2, Jones 1-2, Mulroy 1-6, Hall 0-2); CSU 6-22 (Klien 4-8, Garland 1-2, Crosley 1-2, Roque, A, 0-1 Roque, J 0-6); **Att:** 292.

G27 WRIGHT STATE 63, DETROIT 50
Feb. 28, 2009; Calihan Hall; Detroit, MI

Wright State (63)										
Player	min	fg-fga	ft-fra	reb.	ast.	pf	tp			
Fox	29*	2-6	2-2	7	1	3	6			
Davis	28*	9-13	1-2	6	1	3	19			
Ward	30*	1-6	0-0	6	3	0	3			
Peddy	35*	6-12	4-5	5	4	3	18			
Dixon	25*	1-2	0-2	6	3	3	3			
Richardson	17	1-5	0-0	3	0	3	2			
Scott	1	0-0	0-0	0	0	0	0			
Bennett	24	4-9	0-0	0	3	0	10			
Hall	11	1-6	0-0	1	0	0	2			
Team	200	25-59	7-11	39	15	15	63			

Detroit (50)										
Player	min	fg-fga	ft-fra	reb.	ast.	pf	tp			
Mulroy	25*	1-5	2-2	2	0	2	4			
Brown	27*	4-7	2-2	4	0	2	10			
Whittaker	6*	0-1	0-0	0	0	0	0			
Jones	18*	0-1	0-2	0	0	1	0			
Davis	24*	3-6	0-0	4	0	0	6			
Allen	26	8-16	1-2	6	1	1	17			
Hall	29	3-9	0-1	4	4	2	6			
Washington	20	0-4	1-2	7	0	2	1			
Trussell	25	3-7	0-0	2	0	2	6			
Team	200	22-56	6-11	33	5	12	50			

Halfime - WSU 27, DET 22; **Turnovers** - WSU 21, DET 24; **3-pt FG** - WSU 6-17 (Dixon 1-2, Peddy 2-5, Bennett 2-5, Ward 1-5); DET 0-11 (Brown 0-1, Mulroy 0-3, Trussell 0-3, Allen 0-4); **Att:** 427.

G28 DETROIT 63, UIC 55
March 5, 2009; Calihan Hall; Detroit, MI

UIC (55)										
Player	min	fg-fga	ft-fra	reb.	ast.	pf	tp			
Hutchens	32*	6-15	0-0	4	1	3	12			
Bailey	26*	4-8	4-4	4	2	4	12			
Johnson	31*	1-4	2-4	6	0	0	4			
Miller	17*	1-8	0-0	0	2	0	2			
Green	32*	5-10	2-4	3	3	2	14			
Sadler	12	0-5	0-0	4	0	1	0			
Grobbecker	8	0-4	0-0	4	0	1	0			
Dahnke	19	0-2	0-0	4	2	1	0			
Hiska	16	3-4	1-2	5	0	7	7			
Petrinec	7	2-3	0-0	2	0	1	4			
Team	200	22-63	9-14	41	10	15	55			

Detroit (63)										
Player	min	fg-fga	ft-fra	reb.	ast.	pf	tp			
Mulroy	24*	0-4	2-2	0	1	0	2			
Brown	34*	8-13	3-6	5	2	2	21			
Whittaker	10*	0-0	0-0	0	0	0	0			
Jones	32*	3-8	4-4	5	2	2	10			
Davis	29*	7-12	0-2	5	2	3	14			
Allen	16	0-2	1-2	1	2	0	1			
Washington	20	2-6	2-2	1	0	4	6			
Hatter	8	0-0	0-0	1	1	0	0			
Trussell	27	4-8	0-2	6	1	1	9			
Team	200	24-53	13-20	32	11	12	63			

Halfime - DET 25, UIC 24; **Turnovers** - DET 16, UIC 19; **3-pt FG** - UIC 2-13 (Green 2-4, Hutchens 0-3, Miller 0-3, Sadler 1-1, Grobbecker 0-1, Dahnke 0-1); DET 2-10 (Brown 2-3, Mulroy 0-3, Jones 0-1, Allen 0-1, Trussell 0-2); **Att:** 238.

G29 DETROIT 57, LOYOLA 49
March 7, 2009; Calihan Hall; Detroit, MI

Loyola (49)										
Player	min	fg-fga	ft-fra	reb.	ast.	pf	tp			
VanBogaert	37*	8-16	0-0	2	0	16	16			
Boeke	19*	2-8	0-0	2	2	5	4			
Collins	33*	1-7	0-0	6	2	0	0			
McCloskey	23*	2-9	0-1	3	0	1	5			
Hylton	31*	1-5	0-0	4	3	1	2			
Finnegan	21	5-9	0-0	0	1	0	10			
Ayoub	25	4-1	0-0	0	1	0	0			
Samplawski	7	0-0	0-0	7	1	2	10			
Sebetic	7	0-0	0-0	0	0	0	0			
Team	200	23-64	0-1	42	10	14	49			

Detroit (57)										
Player	min	fg-fga	ft-fra	reb.	ast.	pf	tp			
Mulroy	21*	1-3	2-2	0	1	2	5			
Brown	37*	3-11	7-8	9	4	2	14			
Whittaker	19*	4-6	0-0	5	0	1	8			
Jones	21*	1-1	0-0	1	4	1	3			
Davis	36*	5-12	0-4	4	2	2	10			
Allen	23	1-5	0-0	2	2	0	2			
Washington	22	4-9	1-3	5	0	2	9			
Trussell	21	2-5	0-2	2	0	1	6			
Team	200	21-52	10-19	33	13	10	57			

Halfime - DET 24, LUC 29; **Turnovers** - DET 15, LUC 18; **3-pt FG** - LUC 3-11 (Samplawski 2-4, McCloskey 1-5, VanBogaert 0-1, Boeke 0-1, Collins 0-3, Hylton 0-2); DET 5-13 (Jones 1-1, Brown 1-2, Trussell 2-5, Mulroy 1-3, Allen 0-2); **Att:** 263.

G30 DETROIT 72, LOYOLA 67
March 9, 2009; Calihan Hall; Detroit, MI

Loyola (67)										
Player	min	fg-fga	ft-fra	reb.	ast.	pf	tp			
VanBogaert	34*	6-12	0-0	8	0	1	12			
Boeke	25*	1-3	0-2	3	3	1	2			
Collins	35*	4-10	1-2	3	9	3	11			
McCloskey	35*	8-13	2-2	1	3	3	25			
Samplawski	25*	3-6	0-0	3	0	4	7			
Finnegan	19	1-3	1-4	3	1	3	3			
Ayoub	1	0-0	0-0	1	0	0	0			
Hylton</										

History



1977-78 (18-3)

Head Coach: Sue Kreszewski
 12/1 OlivetW, 82-29
 12/3 AdrianW, 55-47
 12/13 at OlivetW, 79-32
 12/15 ShawW, 72-63
 12/19 at Wayne StateW, 71-67
 12/21 St. Clair CCW, 79-67
 12/29 Bowling GreenW, 72-51
 1/7 at Saginaw Valley ..W, 79-70
 1/9 Owens TechW, 100-44
 1/14 ToledoW, 75-41
 1/19 Ferris StateW, 79-58
 1/21 Wayne StateW, 76-66
 2/4 UM DearbornW, 77-47
 2/9 at Ferris StateW, 64-52
 2/13 at Owens TechW, 74-34
 2/15 at St. Clair CCL, 56-57
 2/17 at ShawL, 81-87
 2/22 MadonnaW, 83-17
 2/27 MichiganW, 91-86(ot)
 3/2 Spring Arbor+W, 54-51
 3/3 Calvin+L, 68-78
 +-State Small-College Tourn.

1978-79 (27-4)

Head Coach: Sue Kreszewski
 11/20 Delta StateL, 55-82
 11/21 KansasL, 65-74
 12/2 at MichiganW, 78-69
 12/6 Ferris StateW, 89-30
 12/9 Saginaw ValleyW, 84-45
 12/11 at AdrianW, 82-63
 12/18 DaytonW, 88-74
 12/23 ShawW, 90-61
 1/2 at Saginaw Valley ..W, 71-65
 1/12 at Grand ValleyW, 75-57
 1/13 vs. Purdue @ CMUW, 90-53
 1/15 Western Michigan.W, 76-57
 1/24 St. Clair CCW, 79-59
 1/27 at Wayne StateW, 76-63
 1/29 OaklandW, 87-61
 1/31 at Eastern Mich.....W, 72-63
 2/3 Grand ValleyW, 65-56
 2/6 at Michigan State..W, 61-60
 2/10 at KentuckyL, 61-80
 2/12 at Bowling Green ..W, 65-40
 2/14 MichiganW, 91-55
 2/17 Eastern Michigan.W, 79-51
 2/19 at Central Mich.....W, 95-74
 2/23 Wayne StateW, 63-59
 2/25 WisconsinW, 77-57
 3/1 Central Mich.+W, 58-54
 3/2 Western Mich.+W, 79-66
 3/3 Michigan State+W, 66-59
 3/8 Ohio State++W, 75-69
 3/9 Indiana++W, 51-48
 3/10 Northwestern++L, 56-71
 +-State Large-College Tourn; ++-Region 5 Tourn.

1979-80 (25-8)

Head Coach: Sue Kreszewski
 11/23 Louisiana State.....W, 84-76
 11/24 Old DominionL, 58-90
 11/30 vs. Indiana State\$. ..W, 80-64
 12/1 at PurdueW, 78-48
 12/8 at WisconsinW, 71-63
 12/13 at MichiganW, 79-66
 12/20 Michigan StateW, 84-66
 12/22 Grand ValleyW, 87-36
 1/3 at Wayne StateW, 80-59
 1/5 at Eastern Mich.....W, 78-64
 1/9 at KansasL, 62-72
 1/12 IllinoisW, 90-74
 1/14 at NorthwesternL, 71-84

1/16 at DePaul.....W, 78-72
 1/22 at Western Mich.....W, 71-57
 1/24 at Oakland.....W, 86-68
 1/26 Wayne StateW, 75-58
 1/28 Bowling Green.....W, 85-50
 2/2 at QueensL, 56-58
 2/3 at Seton HallL, 47-54
 2/9 Central Michigan..W, 80-37
 2/13 at DaytonL, 65-86
 2/16 IndianaW, 68-56
 2/17 DrakeW, 67-62(ot)
 2/24 Edinboro State.....W, 74-57
 2/25 Marquette.....W, 65-47
 2/28 Michigan+W, 86-76
 2/29 Wayne State+W, 59-46
 3/1 Oakland+W, 89-72
 3/6 DePaul+W, 73-71
 3/7 Marshall++W, 109-54
 3/8 Northwestern++L, 67-78
 3/12 NC State+++L, 61-70
 \$-at West Lafayette, IN; +-State Large-College Tourn.; ++-Region 5 Tourn.; +++-AIAW National Tourn.

1980-81 (23-7)

Head Coach: Mary Roickle
 11/29 UICW, 76-62
 12/3 Oakland.....W, 76-42
 12/9 at Wayne StateL, 52-58
 12/18 Eastern Mich.....W, 90-57
 12/21 ProvidenceW, 69-46
 12/22 NC StateL, 63-74
 1/3 at Cleveland State .W, 78-64
 1/6 at Ohio StateW, 54-46
 1/10 at Pittsburgh.....L, 65-76
 1/11 at Penn StateL, 61-72
 1/17 MichiganW, 85-73
 1/20 Western Mich.....W, 71-63
 1/23 DePaulW, 71-62
 1/27 at Central Mich.....W, 72-62
 1/31 DaytonW, 77-60
 2/3 at Michigan St.....L, 49-58
 2/10 at Miami (OH)L, 61-63
 2/11 at Bowling Green..W, 69-39
 2/14 KansasW, 52-46
 2/20 at IndianaW, 67-65
 2/21 at Indiana StateW, 79-65
 2/24 ToledoW, 80-36
 2/28 NorthwesternW, 69-61
 3/1 PurdueW, 72-40
 3/5 Michigan+W, 92-79
 3/6 Wayne State+W, 56-44
 3/7 Oakland+W, 72-63
 3/12 DePaul+W, 53-47
 3/13 Northwestern++L, 63-72
 3/14 Ohio State++W, 54-49
 +-State Large-College Tourn.; ++-Region 5 Tourn.

1981-82 (20-7)

Head Coach: Mary Roickle
 11/24 Bowling GreenW, 63-46
 12/2 at Eastern Mich.....W, 52-47
 12/4 Seton HallW, 52-43
 12/5 NC StateW, 60-59
 12/8 Miami (OH) ...W, 63-60(ot)
 12/19 at KansasL, 51-56
 12/20 at Kansas State.....L, 35-70
 12/23 Cleveland StateW, 82-55
 12/27 San Diego State! ...W, 56-47
 12/28 vs. Virginia Tech!...W, 65-47
 12/29 vs. UNH!W, 67-65
 1/16 vs. Ohio State.....L, 49-52
 1/19 at Western Mich.....L, 70-82
 1/27 at Oakland.....L, 56-72
 1/30 at DaytonW, 82-73

2/3 Michigan State.....W, 73-60
 2/6 at MichiganL, 66-83
 2/7 Pittsburgh.....W, 70-59
 2/12 at UICW, 58-51
 2/13 at DePaul.....L, 63-79
 2/16 Central Mich.....W, 92-66
 2/18 at PurdueW, 60-48
 2/20 IndianaW, 56-43
 2/25 at NorthwesternW, 79-63
 2/26 at Illinois StateW, 62-52
 3/1 Kent StateW, 78-47
 3/3 Wayne StateW, 71-61
 !-at Flushing, NY

1982-83 (7-20)

Head Coaches: Mary Roickle & Tom Mooney
 11/27 at Ohio StateL, 50-76
 11/29 at Bowling Green ..L, 61-65
 12/3 South Carolina.....L, 47-75
 12/4 St. John'sL, 42-75
 12/8 Eastern Mich.....W, 66-65
 12/18 Western Mich.....W, 74-66
 12/20 CincinnatiL, 52-87
 12/22 at Michigan St.....L, 45-63
 12/29 AkronW, 79-66
 1/3 MichiganL, 63-68
 1/8 at LoyolaL, 54-67
 1/10 Youngstown St.....L, 59-60
 1/14 vs. Temple!.....L, 49-60
 1/15 vs. East Tenn. St.!..W, 58-55
 1/21 at Notre DameL, 61-78
 1/24 DePaulW, 63-53
 1/29 UICW, 70-61
 2/1 Oakland.....L, 72-80
 2/5 at Pittsburgh.....L, 58-66
 2/7 at West VirginiaL, 57-83
 2/12 at East Carolina\$. ..L, 51-95
 2/13 vs. Clemson\$L, 58-83
 2/16 DaytonL, 66-83
 2/21 at Kent StateL, 53-65
 2/22 at Cleveland State ..L, 56-87
 2/26 Illinois StateL, 47-66
 3/1 Wayne StateW, 79-69
 !-at State College, PA
 \$-at Greenville, NC

1983-84 (14-12; 6-4 NSC)

Head Coach: DeWayne Jones
 11/25 Bowling GreenL, 61-66
 11/26 St. John'sL, 59-68
 12/2 vs. Delta Statel!.....L, 72-101
 12/3 vs. Victoria Coll.!..W, 54-49
 12/7 at Eastern Mich.....W, 60-56
 12/10 Kent StateW, 63-48
 12/17 at MichiganW, 72-65
 12/21 Michigan St.....W, 81-66
 12/28 KentuckyL, 102-107(2ot)
 12/30 at Central Mich.....L, 78-94
 1/5 at Seton HallL, 67-74
 1/7 at St. John'sL, 59-87
 1/14 Evansville*W, 88-77
 1/21 at Loyola*L, 69-73
 1/23 at Evansville*W, 70-62
 1/28 Xavier*W, 73-62
 2/1 at Oakland.....W, 78-65
 2/4 at DePaul*L, 71-72
 2/8 at DaytonL, 77-91
 2/11 DePaul*W, 80-71
 2/14 at Notre Dame*L, 67-72
 2/18 Notre Dame*W, 85-80
 2/22 at Xavier*L, 91-96
 2/25 Cleveland StateW, 84-66
 2/28 at Wayne StateW, 67-65
 3/1 Loyola*W, 71-56
 *-NSC game; !-Normal, IL

1984-85 (17-11; 9-5 NSC)

Head Coach: DeWayne Jones
 11/27 at Bowling Green ..W, 66-62
 11/30 Boston College.....W, 66-48
 12/1 Long Beach St.....L, 67-70
 12/8 at ToledoW, 76-67
 12/16 MichiganW, 63-49
 12/19 Eastern Mich.....W, 79-60
 12/22 at Michigan St.....L, 84-85
 12/28 WashingtonL, 64-84
 12/29 Pittsburgh.....W, 86-66
 1/7 at W. Texas St.....W, 77-72
 1/9 at UNLVL, 53-75
 1/13 at Vanderbilt.....L, 82-96
 1/15 at KentuckyL, 59-76
 1/19 Notre Dame*L, 62-76
 1/25 at DePaul*W, 76-75
 1/27 at Loyola*L, 53-54
 2/2 Butler*W, 89-55
 2/3 Evansville*W, 73-63
 2/6 at Xavier*W, 81-72
 2/9 Dayton*L, 54-56
 2/12 at Cleveland St.....W, 69-61
 2/17 at Notre Dame*L, 53-66
 2/20 DePaul*W, 80-77
 2/23 Loyola*W, 66-62
 3/1 at Evansville*W, 62-55
 3/3 at Butler*W, 77-62
 3/6 Xavier*W, 91-61
 3/9 at Dayton*L, 57-65
 *-NSC game

1985-86 (16-12; 8-6 NSC)

Head Coach: DeWayne Jones
 11/23 at Kent StateW, 83-78
 11/26 Bowling GreenW, 73-72
 12/2 ToledoW, 70-48
 12/6 vs. Ohio!L, 59-74
 12/7 at Indiana StateW, 72-67
 12/18 Michigan StateL, 73-72
 12/21 at MichiganL, 67-82
 12/27 vs. Providence\$L, 68-81
 12/28 vs. Miami (OH)\$L, 77-80(ot)
 1/4 Saginaw Vall. St.....W, 94-76
 1/13 at Xavier*W, 102-67
 1/17 at Notre Dame*L, 58-72
 1/19 MarquetteW, 78-47
 1/24 DePaul*W, 78-72
 1/27 Loyola*L, 52-64
 1/31 at Evansville*W, 83-69
 2/2 at Butler*W, 65-58
 2/8 at Dayton*L, 52-56
 2/10 Xavier*W, 90-49
 2/12 at CincinnatiL, 72-76
 2/15 Notre Dame*L, 56-67
 2/17 Cleveland StateW, 77-49
 2/21 at DePaul*L, 71-95
 2/23 at Loyola*L, 82-92
 2/26 at KentuckyL, 71-99
 3/1 Butler*W, 90-68
 3/2 Evansville*W, 86-72
 3/5 Dayton*W, 78-75(ot)
 *-NSC game; !-at Terre Haute, IN; \$-at Houston, TX.

1986-87 (21-6; 8-2 MCC)

Head Coach: DeWayne Jones
 12/2 Wayne StateW, 115-45
 12/6 at MarquetteW, 74-48
 12/14 at Michigan St.....L, 69-77
 12/17 Central Mich.....W, 88-72
 12/20 Kent StateW, 79-64
 12/22 at ToledoL, 73-77
 12/27 CincinnatiW, 85-66
 12/31 at Western Mich.....L, 79-90
 1/3 at DaytonL, 73-76



1/6 at Cleveland St. W, 92-77
 1/10 Butler* W, 92-68
 1/12 Xavier* W, 98-70
 1/14 Colorado St. W, 60-55
 1/18 at Loyola* W, 75-72
 1/24 at Evansville* L, 66-74
 1/26 at St. Louis* W, 90-47
 1/31 at Northern IL W, 88-66
 2/2 Oral Roberts* W, 93-78
 2/4 Youngstown St. W, 91-79
 2/7 at Butler* W, 91-73
 2/9 at Xavier* W, 92-71
 2/11 Notre Dame W, 94-86
 2/16 at Oral Roberts* L, 88-96
 2/21 Evansville* W, 83-64
 2/23 St. Louis* W, 90-41
 2/28 Loyola* W, 81-68
 3/2 at Ball State W, 90-65
 *-MCC game

1987-88 (4-24; 2-8 MCC)

Head Coach: DeWayne Jones
 11/30 Lake Superior St. L, 53-84
 12/2 Toledo (OT) L, 71-78
 12/5 Ohio L, 49-60
 12/8 at Bowling Green L, 63-94
 12/11 at Purdue L, 60-100
 12/13 at Wisconsin L, 58-89
 12/19 Ball State L, 66-71
 12/21 at Kent State L, 61-65
 12/30 Western Mich. L, 63-77
 1/4 at Youngstown St. L, 61-88
 1/9 at Memphis L, 75-109
 1/11 at Georgia L, 47-87
 1/13 at Auburn L, 44-106
 1/16 at Xavier* L, 56-64
 1/18 at Butler* L, 77-88
 1/23 Loyola* L, 63-90
 1/27 Dayton L, 60-71
 1/30 St. Louis* W, 59-55
 2/1 Evansville* L, 65-96
 2/6 UM Dearborn W, 72-69
 2/11 at Notre Dame L, 51-71
 2/13 Xavier* L, 71-72
 2/15 Butler* W, 61-57
 2/17 Northern Illinois L, 70-102
 2/22 Cleveland State W, 70-51
 2/27 at St. Louis* L, 55-64
 2/29 at Evansville* L, 61-96
 3/1 at Loyola* L, 73-94
 *-MCC game

1988-89 (12-16; 7-7 MCC)

Head Coach: DeWayne Jones
 12/3 at Western Mich. L, 57-71
 12/6 Eastern Mich. W, 75-68
 12/9 Purdue L, 46-91
 12/11 Wisconsin L, 73-76
 12/14 Auburn L, 42-87
 12/19 Georgia L, 54-98
 12/22 at Toledo L, 70-86
 1/3 at Cent. Florida W, 76-75
 1/5 at Florida L, 71-82
 1/8 Miami (FL) L, 61-74
 1/12 Dayton* W, 69-60
 1/14 Xavier* W, 86-73
 1/19 at Notre Dame* L, 67-76
 1/21 at Loyola* L, 61-75
 1/26 at Evansville* L, 55-57
 1/28 at St. Louis* W, 69-55
 2/2 Notre Dame* L, 57-71
 2/4 Butler* W, 73-64
 2/9 at Dayton* L, 59-69
 2/11 at Xavier* W, 67-62
 2/15 Youngstown St. W, 83-64
 2/18 at Butler* W, 64-54

2/20 at Valparaiso W, 80-72
 2/23 Evansville* L, 64-78
 2/25 St. Louis* W, 67-42
 3/1 at Ohio W, 69-63
 3/4 Loyola* L, 68-88
 3/9 vs. Loyola\$ L, 75-78
 *-MCC game; \$-MCC Tourn. (Dayton, OH)

1989-90 (7-20; 6-10 MCC)

Head Coach: DeWayne Jones
 12/1 vs. Arkansas! L, 68-112
 12/2 vs. Sam Houston St.! L, 89-94
 12/4 at Eastern Mich. L, 63-88
 12/9 Western Mich. L, 72-82
 12/14 Toledo L, 49-75
 12/18 at Cincinnati L, 47-63
 12/22 Chicago St. W, 78-55
 1/4 at Louisville L, 74-88
 1/8 at Youngstown St. L, 55-72
 1/11 Evansville* W, 86-66
 1/13 St. Louis* W, 68-55
 1/17 at Akron L, 62-74
 1/20 at Butler* L, 66-88
 1/25 Valparaiso L, 69-71
 1/27 at Dayton* L, 56-78
 1/29 at Xavier* L, 60-71
 2/1 Marquette* W, 90-80
 2/3 Loyola* W, 75-65
 2/8 at Evansville* W, 88-86
 2/10 at St. Louis* L, 77-83
 2/15 at Notre Dame* L, 58-99
 2/17 Butler* W, 67-57
 2/22 Xavier* L, 95-97(ot)
 2/24 Dayton* L, 68-86
 3/1 at Marquette* L, 79-99
 3/3 at Loyola* L, 77-105
 3/6 Notre Dame* L, 72-86
 *-MCC game; !-at Tempe, AZ

1990-91 (13-15; 9-7 MCC)

Head Coach: Fred Procter
 11/24 Akron W, 85-68
 11/27 Louisville L, 72-84
 12/3 at Toledo L, 63-99
 12/5 Eastern Mich. L, 66-86
 12/15 N.E. Illinois W, 73-60
 12/17 Cincinnati W, 70-61
 12/20 at UNLV L, 53-79
 12/21 vs. SMU (at UNLV) L, 62-71
 12/30 Milwaukee W, 85-80
 1/3 at Notre Dame* L, 53-87
 1/5 at Chicago State L, 66-72
 1/7 LaSalle L, 58-65
 1/10 at St. Louis* W, 96-64
 1/12 at Evansville* W, 77-75
 1/19 Butler* W, 78-66
 1/24 Xavier* W, 79-72
 1/26 Dayton* W, 84-78
 1/31 at Marquette* W, 91-77
 2/2 at Loyola* L, 74-79
 2/7 Evansville* L, 60-67
 2/9 St. Louis* W, 89-59
 2/14 Notre Dame* L, 62-87
 2/16 at Butler* L, 69-78
 2/21 at Xavier* L, 68-77
 2/23 at Dayton* L, 64-81
 2/28 Marquette* W, 80-68
 3/2 Loyola* W, 68-60
 3/8 at Dayton\$ L, 63-70
 *-MCC game; \$-MCC Tourn. (Dayton, OH)

1991-92 (17-12; 6-6 MCC)

Head Coach: Fred Procter
 11/22 vs. Rider# W, 84-60
 11/23 at Buffalo W, 62-49
 11/30 Chicago State W, 64-55
 12/2 at Milwaukee L, 61-68
 12/5 Toledo L, 53-62
 12/8 Temple W, 73-51
 12/17 at Akron W, 63-61
 12/19 at Youngstown St. L, 72-84
 12/28 at New Orleans L, 54-65
 12/30 at Tulane W, 68-61
 1/2 at Dayton* L, 80-82
 1/4 at Xavier* L, 59-60
 1/8 Central Mich. W, 68-63
 1/11 Evansville* L, 74-75
 1/16 at Loyola* W, 74-59
 1/18 at N.E. Illinois W, 74-73
 1/22 at Eastern Mich. L, 72-78
 1/25 Western Mich. W, 69-48
 1/29 Notre Dame* L, 70-86
 2/1 at Butler* L, 66-81
 2/6 at Evansville* W, 70-51
 2/13 Loyola* W, 77-69
 2/15 Youngstown St. W, 95-70
 2/20 at Notre Dame* L, 58-66
 2/29 Butler* W, 65-60
 3/5 Dayton* W, 89-67
 3/7 Xavier* W, 63-62
 3/9 vs. Evansville\$ W, 91-71
 3/13 vs. N. Dame\$ L, 44-85
 *-MCC game; #-at Buffalo, NY; \$-MCC Tourn. (Cincinnati, OH)

1992-93 (11-16; 5-11 MCC)

Head Coach: Fred Procter
 12/2 Milwaukee W, 70-45
 12/4 at Western Mich. L, 71-73
 12/8 at Central Mich. L, 67-69
 12/12 at Toledo L, 70-78
 12/16 Syracuse W, 63-45
 12/20 at Temple W, 77-64
 12/29 vs. Illinois# L, 76-85
 12/30 vs. Florida A&M# W, 76-68
 1/4 at Michigan W, 77-73
 1/7 Canisius W, 77-55
 1/9 at Loyola* W, 63-60
 1/14 at Notre Dame* L, 55-80
 1/17 Evansville* L, 69-79
 1/21 at Duquesne* L, 64-80
 1/23 at La Salle* L, 76-77
 1/28 Xavier* W, 75-70
 1/30 Dayton* L, 43-57
 2/4 at Butler* L, 65-82
 2/6 at Evansville* L, 42-62
 2/13 Loyola* W, 75-52
 2/17 Butler* W, 74-73
 2/20 Notre Dame* L, 55-68
 2/25 La Salle* L, 69-88
 2/27 Duquesne* W, 82-79
 3/4 at Dayton* L, 64-67
 3/6 at Xavier* L, 75-83
 3/8 vs. Xavier\$ L, 72-74
 *-MCC game; #-at Gainesville, FL; \$-MCC Tourn. (Notre Dame, IN)

1993-94 (15-13; 8-4 MCC)

Head Coach: Fred Procter
 11/27 at Kansas St. L, 56-69
 12/1 Kentucky L, 76-82
 12/4 at Canisius W, 69-61
 12/9 Toledo L, 67-77
 12/11 Western Mich. L, 77-81
 12/17 Central Mich. W, 62-47
 12/20 vs. Duke# L, 82-94
 12/21 vs. Fullerton# W, 90-75


12/30 at Syracuse W, 74-71
 1/2 at Michigan St. L, 59-70
 1/9 Michigan W, 79-69
 1/13 at Butler* W, 76-56
 1/15 at Evansville* W, 94-63
 1/20 La Salle* L, 58-66
 1/26 Loyola* W, 87-71
 1/29 at Notre Dame* L, 67-80
 2/5 at Xavier* W, 74-68
 2/10 Dayton W, 79-59
 2/12 at La Salle* W, 65-57
 2/17 Evansville* W, 97-67
 2/19 Butler* W, 73-56
 2/22 Kansas St. L, 50-64
 2/24 Notre Dame* L, 76-87
 2/26 at Loyola* W, 66-52
 2/28 at Milwaukee L, 52-53
 3/3 Xavier* L, 60-73
 3/5 vs. Loyola\$ W, 70-56
 3/7 vs. Xavier\$ L, 74-77
 *-MCC game; #-at Berkeley, CA; \$-MCC Tourn. (Indianapolis, IN)

1994-95 (18-14; 8-8 MCC)

Head Coach: Fred Procter
 11/25 vs. Houston# L, 80-81
 11/26 vs. Brown# W, 63-39
 12/1 at Kentucky L, 48-71
 12/6 N.E. Illinois W, 77-56
 12/8 at Central Mich. W, 67-43
 12/10 UMass W, 66-65
 12/19 vs. Oklahoma St.% L, 58-64
 12/20 vs. Michigan St.% W, 75-70
 12/21 vs. S. Illinois% L, 70-71
 12/28 at Western Mich. W, 80-61
 12/30 at Wright State* W, 74-73
 1/2 at Toledo L, 87-94
 1/7 at Xavier* W, 58-53
 1/12 Temple W, 75-43
 1/14 Notre Dame* L, 65-67
 1/19 La Salle* W, 88-72
 1/21 Cleveland State* W, 80-61
 1/26 at Milwaukee* W, 67-46
 1/28 Green-Bay* W, 60-58
 2/2 at Loyola* W, 76-61
 2/4 at Northern IL* L, 65-79
 2/7 Butler* L, 67-71
 2/9 UIC* L, 59-63
 2/13 Xavier* L, 72-76
 2/16 at La Salle* L, 61-74
 2/18 at Cleveland St.* W, 83-80
 2/22 at Dayton W, 90-73
 2/25 at Notre Dame* L, 62-83
 3/1 Wright State* L, 54-67
 3/9 vs. Loyola\$ W, 80-43
 3/10 at Butler\$ W, 64-56
 3/11 vs. La Salle\$ L, 55-60
 *-MCC game; #-at E. Lansing, MI; %-at San Juan, PR; \$-MCC Tourn. (DeKalb, IL)

1995-96 (19-8; 13-3 MCC)

Head Coach: Fred Procter
 11/26 at UMass L, 61-69
 11/29 Michigan St. L, 69-82
 12/2 Toledo L, 70-86
 12/7 at Dayton W, 85-64
 12/9 Western Mich. W, 76-62
 12/14 McNeese St. W, 96-54
 12/17 at Ohio St. L, 75-94
 12/20 Dayton W, 79-66
 12/28 at Miami W, 78-77
 12/30 vs. Richmond% W, 77-75
 1/4 at Butler* L, 78-88
 1/6 Wright State* W, 70-66
 1/8 Cleveland State* W, 85-62



1/13 Loyola*W, 82-59
 1/18 at UIC*L, 71-81
 1/21 at Northern IL*W, 92-78
 1/25 Milwaukee*W, 91-62
 1/27 Green Bay*W, 75-59
 2/3 at Cleveland State* W, 87-79
 2/10 at Loyola*W, 83-70
 2/15 UIC*W, 84-54
 2/17 Northern Illinois*W, 91-65
 2/21 at Milwaukee*W, 90-64
 2/23 at Green Bay*L, 53-71
 2/29 Butler*W, 92-67
 3/3 at Wright State*W, 76-69
 3/7 vs. Northern IL\$L, 76-78
 %-at Miami, FL; \$-MCC Tourn. (Green Bay, WI)

1996-97 (23-7; 14-2 MCC)

Head Coach: Nikita Lowry
 11/22 TexasL, 54-66
 11/26 at ToledoL, 62-93
 12/3 DaytonW, 85-70
 12/6 vs. Akron#W, 111-72
 12/7 vs. Stetson#W, 64-40
 12/18 at Western Mich....W, 67-61
 12/21 Bowling GreenL, 64-66
 12/22 Tennessee State.....W, 85-46
 12/28 at Central Mich.....L, 72-73
 12/30 Eastern Kentucky..W, 71-54
 1/4 at Butler*W, 60-58
 1/9 at Wright State*W, 56-46
 1/11 at Loyola*W, 90-60
 1/15 UIC*W, 89-54
 1/18 Northern Illinois* ..W, 67-53
 1/20 at Cleveland St.* ..W, 62-51
 1/23 at Milwaukee*L, 69-72
 1/25 at Green Bay*L, 58-69
 1/30 Cleveland State* ..W, 99-82
 2/8 Loyola*W, 89-69
 2/13 at UIC*W, 63-50
 2/15 at Northern IL*W, 93-70
 2/20 Milwaukee*W, 94-65
 2/22 Green Bay*W, 57-44
 2/27 Butler*W, 95-86
 3/1 Wright State*W, 99-60
 3/7 vs. Wright State\$..W, 86-47
 3/8 vs. Milwaukee\$W, 89-63
 3/9 at Green Bay\$W, 63-55
 3/15 at Kansas%L, 67-81
 *-MCC game; #-at Lynchburg, VA; \$-MCC Tourn. (Green Bay, WI); %-NCAA First Round (Lawrence, KS)

1997-98 (12-16; 6-8 MCC)

Head Coach: Nikita Lowry
 11/14 at DaytonL, 65-71
 11/17 at Eastern KYW, 79-76
 11/22 at Bowling Green ..L, 51-75
 11/27 vs. Southern IL# ..W, 73-62
 11/28 vs. Duke#L, 65-87
 11/30 vs. Providence# ..L, 76-86
 12/4 ToledoL, 69-74
 12/17 DartmouthL, 82-88
 12/20 at TexasL, 52-77
 12/22 at Southwest TX ..W, 56-53
 12/30 Western Mich.....W, 77-65
 1/5 at Wright State* ..W, 58-49
 1/10 Cleveland State* ..W, 85-66
 1/15 Green Bay*L, 55-72
 1/17 Milwaukee*L, 64-69
 1/22 at UIC*L, 66-86
 1/24 at Loyola*L, 60-75
 1/29 Wright State*W, 93-56
 1/31 Butler*L, 61-76
 2/7 at Cleveland St.* ..L, 60-68
 2/12 at Milwaukee*W, 78-66
 2/14 at Green Bay*L, 61-71
 2/19 Loyola*W, 85-68

2/21 UIC*W, 78-65
 2/26 at Butler*L, 65-101
 3/2 OaklandW, 90-68
 3/5 vs. Milwaukee\$W, 80-72
 3/6 at Butler\$L, 70-81
 *-MCC game; #-at San Juan, PR; \$-MCC Tourn. (Indianapolis, IN)

1998-99 (13-15; 10-4 MCC)

Head Coach: Nikita Lowry
 11/18 at MichiganL, 73-96
 11/20 Eastern Mich.....L, 72-73
 11/22 at Bowling Green...L, 73-82
 11/25 at Western Mich....L, 81-97
 12/1 at Michigan St....L, 70-78
 12/4 vs. San Diego St.# ..L, 59-78
 12/5 vs. Army#W, 73-60
 12/12 at ToledoL, 79-102
 12/20 vs. Oklahoma St.% ..L, 61-79
 12/21 vs. ETSU%L, 83-88(ot)
 12/29 at OaklandL, 62-72
 1/9 at Cleveland St.* ..W, 86-63
 1/14 at Green Bay*L, 53-79
 1/16 at Milwaukee*L, 48-53
 1/21 UIC*W, 60-52
 1/23 Loyola*W, 68-47
 1/28 at Wright State* ..W, 74-52
 1/30 at Butler*L, 101-116
 2/6 Cleveland State* ..W, 77-74
 2/11 Milwaukee*W, 65-60
 2/13 Green Bay*L, 67-72
 2/18 at Loyola*W, 69-56
 2/20 at UIC*W, 87-76
 2/25 Butler*W, 68-66
 2/27 Wright State*W, 63-51
 3/4 vs. UIC\$W, 64-44
 3/5 vs. Butler\$W, 93-76
 3/6 vs. Green Bay\$L, 54-74
 *-MCC game; #-at Manhattan, KS; %-at Long Beach, CA; \$-MCC Tourn. (Cleveland, OH)

1999-00 (18-9; 9-5 MCC)

Head Coach: Anne Rexford
 11/19 at Central Mich....W, 72-58
 11/21 at ValparaisoW, 86-77
 11/24 Michigan St.....L, 52-74
 11/28 at Eastern Mich....L, 71-90
 12/1 at Western Mich....L, 62-80
 12/4 vs. South Alabama# W, 74-66
 12/5 at Florida A&M# ..W, 77-83
 12/8 ToledoW, 78-74(ot)
 12/11 Bowling Green.....W, 76-67
 12/20 DuquesneW, 80-59
 12/28 OaklandW, 73-57
 12/30 at Northern ILW, 77-75
 1/13 Green Bay*L, 56-70
 1/15 Milwaukee*W, 71-68
 1/20 at UIC*W, 81-73
 1/22 at Loyola*W, 88-73
 1/27 Wright State*W, 48-33
 1/29 Butler*W, 76-64
 2/5 Cleveland State* ..W, 91-83
 2/10 at Milwaukee*L, 68-75
 2/12 at Green Bay*L, 61-87
 2/17 Loyola*W, 78-66
 2/19 UIC*L, 65-66
 2/24 at Butler*W, 88-84
 2/26 at Wright State* ..L, 71-84
 3/4 at Cleveland St.* ..W, 78-73
 3/9 Wright State\$L, 65-82
 *-MCC game; #-at Tallahassee, FL; \$-MCC Tourn. (Detroit, MI)

2000-01 (17-12; 9-5 MCC)

Head Coach: Anne Rexford
 11/18 at DuquesneL, 73-79
 11/22 Western Mich.....W, 85-81
 11/28 ValparaisoW, 76-70

11/30 at Michigan St.....L, 63-76
 12/2 at Bowling Green.W, 94-75
 12/6 Miami University..W, 99-76
 12/7 at OaklandL, 66-83
 12/9 Central Mich.....W, 83-71
 12/18 at HawaiiL, 53-97
 12/19 vs. Houston#L, 80-90
 12/20 vs. E. Washington#W, 67-62
 12/28 Northern Illinois...L, 61-72
 12/30 Eastern Mich.....W, 90-76
 1/3 at ToledoW, 70-68
 1/11 at Green Bay*L, 59-76
 1/13 at Milwaukee*L, 80-86
 1/18 UIC*W, 62-54
 1/20 Loyola*W, 79-61
 1/25 at Wright State*W, 89-79(ot)
 1/27 at Butler*W, 63-55
 2/3 at Cleveland State*.L, 77-91
 2/8 Milwaukee*W, 84-79
 2/10 Green Bay*L, 69-80
 2/15 at Loyola*L, 94-107
 2/17 at UIC*W, 65-54
 2/22 Butler*W, 81-70
 2/24 Wright State*W, 83-59
 3/1 Cleveland State* ..W, 70-61
 3/8 vs. Loyola\$L, 58-73
 *-MCC game; #-at Honolulu, HI; \$-MCC Tourn. (Chicago, IL)

2001-02 (16-14; 9-7 HL)

Head Coach: Anne Rexford
 11/18 MichiganL, 52-67
 11/20 Bowling GreenW, 67-62
 11/28 Michigan St.....L, 61-62
 12/3 OaklandW, 70-55
 12/5 ToledoW, 54-46
 12/9 at Central Mich....W, 70-51
 12/15 at Miami Univ.....L, 59-68
 12/22 SienaL, 56-63
 12/28 at UC IrvineL, 59-69
 12/30 at San Diego St....L, 56-70
 1/3 Butler*W, 86-68
 1/5 Wright State*W, 60-49
 1/10 at Youngstown St.* ..L, 57-66
 1/12 Cleveland St.*W, 94-67
 1/17 at Green Bay*L, 71-74
 1/19 at Milwaukee*L, 71-102
 1/24 UIC*W, 83-65
 1/26 at IPFWW, 90-72
 1/31 at Butler*W, 84-59
 2/2 at Wright State* ..W, 66-65
 2/4 UW-Green Bay*L, 59-79
 2/7 Loyola*W, 57-55
 2/9 at Cleveland St.* ..L, 63-75
 2/11 Youngstown St.* ..W, 82-69
 2/16 Milwaukee*L, 71-73
 2/21 at UIC*L, 58-63
 2/23 at Loyola*W, 72-62
 2/28 vs. Cleveland St.\$..W, 87-73
 3/1 vs. UIC\$W, 55-38
 3/3 vs. Green Bay\$L, 63-72
 \$-Horizon League Tourn. (Chicago, IL)

2002-03 (10-20; 6-10 HL)

Head Coach: Anne Rexford
 11/22 at OaklandL, 58-65
 11/24 at ColoradoL, 43-86
 12/1 at MichiganL, 63-87
 12/6 IPFWW, 77-65
 12/8 OhioL, 60-64
 12/14 Central Mich.....L, 54-57
 12/19 at Cent. Florida ..L, 48-61
 12/20 vs. Bethune-Cookman% W, 76-61
 12/27 vs. #1/1 Duke^L, 52-92
 12/28 vs. Iowa State^L, 67-75
 1/2 at Milwaukee* ..W, 66-57(ot)
 1/4 at #21/21 UWGB* ..L, 53-86
 1/7 Butler*W, 84-79(ot)

1/9 Wright State*L, 65-70
 1/12 at Michigan St.....L, 49-72
 1/16 at Loyola*W, 69-62
 1/18 UIC*L, 59-77
 1/23 Youngstown St.* ..W, 69-58
 1/25 at Cleveland St.* ..W, 61-60
 2/6 Milwaukee*L, 61-76
 2/8 #21/23 UWGB*L, 52-76
 2/15 at Butler*L, 49-57
 2/17 at Wright State* ..L, 65-67
 2/20 Loyola*W, 79-81
 2/22 UIC*L, 81-84 (ot)
 2/27 at Youngstown St.* W, 74-69
 3/1 Cleveland St.*L, 73-86
 3/6 vs. UIC\$W, 63-43
 3/7 vs. Cleveland St.\$..W, 75-74
 3/9 at #21/22 UWGB\$..L, 59-83
 *-Horizon League game; %-at Central Florida; ^-at Los Fresnos, TX; \$-Horizon League Tourn. (Green Bay, WI)

2003-04 (15-14; 10-6 HL)

Head Coach: Mickey Barrett
 11/23 at ToledoW, 50-49
 11/25 at Bowling Green..L, 53-77
 11/29 at OhioW, 47-44
 12/4 at Mississippi State L, 48-63
 12/7 OaklandL, 45-57
 12/16 at Central Mich....W, 63-45
 12/20 LouisvilleL, 40-64
 12/22 Western Mich..L, 62-65(ot)
 12/28 MichiganL, 48-64
 1/3 at Youngstown St.*^L, 62-42
 1/5 Loyola*W, 55-53
 1/10 Cleveland St.*W, 68-55
 1/12 at #23/23 MSUL, 41-64
 1/17 at Butler*W, 66-60
 1/19 at Wright State* ..L, 49-50
 1/22 UIC^L, 66-49 ^
 1/24 Green Bay*W, 56-50(ot)
 1/29 at Milwaukee*L, 47-49
 1/31 at UIC*W, 61-47
 2/5 Butler*W, 55-49
 2/7 Milwaukee*L, 50-53
 2/12 at Green Bay*L, 54-64
 2/14 at Loyola*W, 70-62
 2/19 Wright State*W, 78-65
 2/21 at Cleveland St.* ..W, 58-54
 2/26 Youngstown St.* ..W, 75-40
 3/4 Loyola\$W, 64-58
 3/7 at Milwaukee\$W, 64-58
 3/8 vs. Green Bay\$L, 54-66
 *-Horizon League game
 ^-Victory forfeited on Feb. 18, 2004
 \$-Horizon League Tournament (Milwaukee, WI)

2004-05 (9-20; 5-11 HL)

Head Coach: Mickey Barrett
 11/21 at CincinnatiL, 31-60
 11/27 vs. Bradley@L, 75-78
 11/28 vs. Yale@W, 69-56
 12/2 at #18/18 Minnesota...L, 34-86
 12/4 UNLVL, 49-82
 12/8 at LouisvilleL, 54-69
 12/11 #12/12 MSUL, 64-73
 12/18 at DaytonL, 55-87
 12/20 Central Mich.....W, 62-47
 12/22 at Western Mich....L, 64-65
 12/28 Youngstown St.* ..W, 67-43
 1/3 at Loyola*W, 62-56
 1/5 at IPFWW, 75-67
 1/8 at Cleveland St.* ..W, 70-60
 1/13 Wright State*L, 46-48
 1/15 Butler*L, 45-65
 1/20 UIC*L, 58-75
 1/22 at Green Bay*L, 57-69
 1/27 Milwaukee*L, 73-74(ot)
 1/29 UIC*L, 48-63



2/3 at Butler*L, 46-59
 2/5 at Milwaukee*L, 46-60
 2/10 #24/23 Green Bay*L, 52-81
 2/12 Loyola*W, 49-34
 2/17 at Wright St.*L, 37-53
 2/19 Cleveland St.*W, 62-53
 2/24 at Youngstown St.*L, 68-71
 3/3 at Milwaukee\$.W, 59-49
 3/6 at Wright St.\$L, 66-77
 *-Horizon League game; @-Buckeye Classic (Columbus, OH); \$-Horizon League Tourn.

2005-06 (11-17; 8-8 HL)

Head Coach: Mickey Barrett
 11/18 Western Carolina ..W, 75-72
 11/20 at Kansas StateL, 55-91
 11/22 at KansasL, 68-70
 11/26 at CincinnatiL, 55-71
 11/30 Bowling GreenL, 67-78
 12/2 PepperdineW, 72-64
 12/4 Western Michigan..L, 78-89
 12/7 at Michigan St.....L, 52-77
 12/10 KentuckyL, 65-74
 12/17 vs. Texas A&M@.....L, 54-72
 12/18 vs. Jackson St.@.....W, 78-64
 12/29 Milwaukee*L, 56-74
 12/31 at Cleveland St.*L, 67-76
 1/5 Loyola*W, 88-73
 1/7 at Youngstown St.*W, 77-48
 1/12 at Butler*W, 71-69
 1/16 Wright State*W, 68-59
 1/21 Youngstown St.*W, 69-62
 1/26 at UIC*L, 52-75
 1/28 at Loyola*W, 78-57
 2/1 Green Bay*L, 63-73
 2/6 Butler*L, 65-71
 2/9 at Wright St.*W, 55-45
 2/11 Cleveland St.*W, 78-46
 2/16 at Milwaukee*L, 55-69
 2/18 at Green Bay*L, 58-71
 2/25 UIC*L, 62-67
 3/1 at Butler\$L, 45-58
 *-Horizon League game; @-Duel in the Desert Classic (Las Vegas, NV); \$-Horizon League Tourn.

2006-07 (5-26; 1-15 HL)

Head Coach: Mickey Barrett
 11/10 Bowling GreenL, 37-68
 11/14 Buffalo.....W, 73-61
 11/17 at Western Mich.....L, 72-85
 11/20 at MichiganL, 35-86
 11/29 at KentuckyL, 44-79
 12/2 at LSUL, 44-80
 12/6 at Eastern Mich.....L, 55-71
 12/9 Northern Iowa.....L, 75-90
 12/15 #17 DepaulL, 57-81
 12/19 vs. SMU%L, 50-73
 12/20 vs. ECU%W, 62-57
 12/28 vs. UNH#W, 54-50
 12/29 at Virginia Tech.....L, 57-71
 1/4 Green Bay*L, 70-86
 1/6 Milwaukee*L, 67-77
 1/11 at Cleveland St.*W, 64-61
 1/13 at Youngstown St.*L, 39-55
 1/18 Butler*L, 51-59
 1/20 Wright State*L, 51-67
 1/25 at UIC*L, 73-77
 1/27 at Loyola*L, 68-78
 2/1 at Milwaukee*L, 54-63
 2/3 at #24 Green Bay* ..L, 60-88
 2/8 Youngstown St.*L, 52-58
 2/15 at Wright St.*L, 54-65
 2/17 at Butler*L, 64-77
 2/22 Loyola*L, 61-73
 2/24 UIC*L, 74-77
 3/5 at Loyola&W, 75-68
 3/7 at #22 Green Bay\$.L, 58-81

*-Horizon League Game; %-at Cancun, Mexico; #-at Virginia Tech (Blacksburg, VA); &-Horizon League Tourn. (Chicago, IL); \$-Horizon League Tourn. (Green Bay, WI)

2007-08 (6-24; 3-15 HL)

Head Coach: Mickey Barrett (1-7)
 Int. Head Coach: Lee Piepho (5-17)
 11/9 at Western CarolinaL, 65-85
 11/11 at AuburnL, 47-91
 11/14 EASTERNL, 54-65
 11/20 at BuffaloL, 50-66
 11/30 at UNIL, 35-62
 12/2 at IowaL, 42-65
 12/5 at ToledoL, 43-69
 12/8 ALBANYW, 51-49
 12/18 TOLEDOL, 40-55
 12/21 at IPFWW, 62-52
 1/3 GREEN BAY*L, 58-79
 1/5 MILWAUKEE*L, 63-70
 1/9 IPFWW, 74-58
 1/12 WRIGHT STATE*L, 53-71
 1/17 at Cleveland State* .L, 41-63
 1/19 at Youngstown St.* .L, 55-74
 1/24 BUTLER*L, 62-72
 1/26 VALPARAISO*L, 50-71
 1/31 at Loyola*L, 70-79
 2/2 at UIC*L, 36-66
 2/9 at Wright State*L, 59-70
 2/14 YSU*L, 59-62
 2/16 CSU*W, 68-57
 2/21 at Valparaiso*L, 65-75
 2/23 at Butler*L, 63-67
 2/28 UIC*W, 55-51
 3/1 LOYOLA*W, 47-45
 3/6 at Milwaukee*L, 50-59
 3/8 at Green Bay*L, 51-71
 3/10 at Youngstown St.&L, 54-65
 *-Horizon League Game; &-Horizon League Tournament (Youngstown, OH).

2008-09 (12-19; 7-11 HL)

Head Coach: Autumn Rademacher
 11/14 at CincinnatiL, 59-66
 11/19 at Michigan State...L, 48-65
 11/22 #23 Georgia.....W, 70-66
 11/25 Indiana StateL, 60-74
 11/29 at ColgateW, 61-51
 12/01 at AlbanyL, 49-62
 12/03 at Bowling Green ..L, 42-72
 12/14 at Iowa StateL, 39-75
 12/17 Morehead State.....W, 60-54
 12/20 at East. Mich.W, 76-75 (2ot)
 12/28 at CanisiusL, 59-80
 01/03 at Loyola*W, 71-64
 01/05 at UIC*L, 66-69
 01/08 Butler*L, 48-71
 01/10 Valparaiso*L, 65-70 (ot)
 01/15 at Green Bay*L, 43-62
 01/17 at Milwaukee*L, 57-75
 01/22 Cleveland State*L, 55-70
 01/24 Youngstown State* W, 73-50
 01/31 at Wright State*L, 58-65
 02/06 at Valparaiso*W, 62-47
 02/08 at Butler*L, 42-60
 02/12 Milwaukee*W, 59-50
 02/14 Green Bay*L, 44-59
 02/19 at YSU*W, 70-62
 02/21 at Cleveland State* .L, 50-60
 02/28 Wright State*L, 50-63
 03/05 UIC*W, 63-55
 03/07 Loyola*W, 57-49
 03/09 Loyola&W, 72-67
 03/11 at Green Bay%L, 46-60
 *-Horizon League Game; &-HL Champ. First Round (Detroit, MI); %-HL Champ. Quarter-Finals (Green Bay, WI).

ALL-TIME UDM COACHING RECORDS

Year	Coach	Overall	Conference
1977-78	Sue Kreszewski	18-3	N/A
1978-79	Sue Kreszewski	27-4	N/A
1979-80	Sue Kreszewski	25-8	N/A
CAREER		70-15 (.823)	N/A
1980-81	Mary Roickle	23-7	N/A
1981-82	Mary Roickle	20-7	N/A
1982-83	Mary Roickle	3-6	N/A
CAREER		46-20 (.697)	N/A
1982-83	Tom Mooney	4-14	N/A
CAREER		4-14 (.222)	N/A
1983-84	DeWayne Jones	14-12	6-4
1984-85	DeWayne Jones	17-11	9-5
1985-86	DeWayne Jones	16-12	8-6
1986-87	DeWayne Jones	21-6	8-2
1987-88	DeWayne Jones	4-24	2-8
1988-89	DeWayne Jones	12-16	7-7
1989-90	DeWayne Jones	7-20	6-10
CAREER		91-101 (.474)	46-42 (.523)
1990-91	Fred Procter	13-15	9-7
1991-92	Fred Procter	17-12	6-6
1992-93	Fred Procter	11-16	5-11
1993-94	Fred Procter	15-13	8-4
1994-95	Fred Procter	18-14	8-8
1995-96	Fred Procter	19-8	13-3
CAREER		93-78 (.544)	49-39 (.557)
1996-97	Nikita Lowry	23-7	14-2
1997-98	Nikita Lowry	12-16	6-8
1998-99	Nikita Lowry	13-15	10-4
CAREER		48-38 (.558)	30-14 (.682)
1999-00	Anne Rexford	18-9	9-5
2000-01	Anne Rexford	17-12	9-5
2001-02	Anne Rexford	16-14	9-7
2002-03	Anne Rexford	10-20	6-10
CAREER		61-55 (.526)	33-27 (.550)
2003-04	Mickey Barrett	15-14	10-6
2004-05	Mickey Barrett	9-20	5-11
2005-06	Mickey Barrett	11-17	8-8
2006-07	Mickey Barrett	5-26	1-15
2007-08	Mickey Barrett	1-7	N/A
CAREER		41-84 (.328)	24-40 (.375)
2007-08	Lee Piepho\$	5-17	3-15
CAREER		5-17 (.227)	3-15 (.167)
2008-09	Autumn Rademacher	12-19	7-11
CAREER		12-19 (.387)	7-11 (.389)

\$-named interim head coach on Dec. 12, 2007.

TOTALS	OVERALL	CONFERENCE
31 YEARS	471-441 (.516)	192-188 (.505)

All-Time Series Results

Opponent	W-L	Last Meeting	Result
Adrian	2-0	12/11/78	W, 82-63
Akron	4-1	12/6/96	W, 111-72
Albany	1-1	12/1/08	L, 49-62
Arkansas	0-1	12/1/89	L, 68-112
Army	1-0	12/5/98	W, 73-60
Auburn	0-3	11/11/07	L, 47-91
-A-			
Ball State	1-1	12/19/87	L, 66-71
Bethune- Cookman	1-0	12/20/02	W, 76-61
Boston College	1-0	11/30/84	L, 48-66
Bowling Green	10-10	12/3/08	L, 42-72
Bradley	0-1	11/27/04	L, 75-78
Brown	1-0	11/26/94	W, 63-39
Buffalo	2-1	11/20/07	L, 50-66
-B-			
Calvin College	0-1	3/3/78	L, 68-78
Cal St.-Fullerton	1-0	12/21/93	W, 90-75
Canisius	2-1	12/28/08	L, 59-80
Central Florida	1-1	12/19/02	L, 48-61
Central Michigan	14-4	12/20/04	W, 62-47
Chicago State	2-1	11/30/91	W, 64-55
Cincinnati	2-6	11/14/08	L, 59-66
Clemson	0-1	2/13/83	L, 58-83
Colgate	1-0	11/29/08	W, 61-51
Colorado	0-1	11/24/02	L, 43-86
Colorado State	1-0	1/14/87	W, 60-55
-C-			
Dartmouth	0-1	12/17/97	L, 82-88
Dayton	12-18	12/18/04	L, 55-87
Delta State	0-2	12/2/83	L, 72-101
DePaul	9-4	12/15/06	L, 57-81
Drake	1-0	2/17/80	W, 67-62 OT
Duke	0-3	12/27/02	L, 52-92
Duquesne	2-2	11/18/00	L, 73-79
-D-			
East Carolina	1-1	12/20/06	W, 62-57
E. Tennessee State	1-1	12/21/98	L, 83-88 OT
Eastern Kentucky	2-0	11/17/97	W, 79-76
Eastern Mich.	11-7	12/20/08	W, 76-75 (2OT)
Eastern Wash.	1-0	12/20/00	W, 67-62
Edinboro State	1-0	2/24/80	W, 74-57
Evansville	14-9	1/15/94	W, 97-67
-E-			
Ferris State	3-0	12/6/78	W, 89-30
Florida	0-1	1/5/89	L, 71-82
Florida A&M	2-0	12/5/99	W, 77-53
-F-			
Grand Valley	3-0	12/22/79	W, 87-36
Georgia	1-2	11/22/08	W, 70-66
-G-			
Hawaii	0-1	12/18/00	L, 53-97
Houston	0-2	12/19/00	L, 80-90
-H-			
Illinois	1-1	12/29/92	L, 76-85
Illinois St.	1-1	2/26/83	L, 47-66
Indiana	4-0	2/20/82	W, 56-43
Indiana St.	3-1	11/25/08	L, 60-74
Iowa	0-1	12/2/07	L, 42-65
Iowa St.	0-2	12/14/08	L, 39-75
IPFW	5-0	1/9/08	W, 74-58
-I-			
Jackson St.	1-0	12/18/05	W, 78-64
-J-			
Kansas	1-5	11/22/05	L, 68-70
Kansas State	0-4	11/20/05	L, 55-91
Kent State	4-2	12/21/87	L, 61-65
Kentucky	0-8	11/29/06	L, 44-79
-K-			
Lake Superior St.	0-1	11/30/87	L, 53-84
La Salle	2-6	3/10/95	L, 55-60
Long Beach State	0-1	12/1/84	L, 67-70
Louisiana State	1-1	12/2/06	L, 44-80
Louisville	0-4	12/8/04	L, 54-69
-L-			
Madonna	1-0	2/22/78	W, 83-17
Marshall	1-0	3/7/80	W, 109-54
Marquette	6-1	2/28/91	W, 80-68
Massachusetts	1-1	11/26/95	L, 61-67
McNeese State	1-0	12/14/95	W, 96-54
-M-			
Memphis	0-1	1/9/88	L, 75-109
Miami (FL)	1-1	12/28/95	W, 78-77
Miami (OH)	2-3	12/15/01	L, 59-68
Michigan	11-8	11/20/06	L, 35-86
UM Dearborn	2-0	2/6/88	W, 72-69
Michigan State	7-15	11/19/08	L, 48-85
Minnesota	0-1	12/2/04	L, 34-86
Mississippi St.	0-1	12/4/03	L, 48-63
Morehead State	1-0	12/17/08	W, 60-54
-N-			
New Hampshire	2-0	12/28/06	W, 54-50
New Orleans	0-1	12/28/91	L, 54-65
NC State	1-2	12/5/81	W, 60-59
N.E. Illinois	3-0	12/6/94	W, 77-56
Northern Iowa	0-2	11/30/07	L, 35-62
Northern IL	6-4	12/28/00	L, 61-72
Northwestern	2-4	2/25/81	W, 79-63
Notre Dame	2-22	2/25/95	L, 62-83
-O-			
Oakland	9-6	12/7/03	L, 45-57
Ohio	2-3	11/29/03	W, 47-44
Ohio State	3-3	12/17/95	L, 75-94
Oklahoma State	0-2	12/20/98	L, 61-79
Old Dominion	0-1	11/24/79	L, 58-90
Olivet	2-0	12/13/77	W, 79-32
Owens Tech	2-0	2/13/78	W, 74-34
-P-			
Penn State	0-1	1/11/81	L, 61-72
Pepperdine	1-0	12/2/05	W, 72-64
Pittsburgh	2-2	12/29/84	W, 86-66
Providence	1-2	11/30/97	L, 76-86
Purdue	4-2	12/9/88	L, 46-91
-Q-			
Queens	0-1	2/2/80	L, 56-58
-R-			
Richmond	1-0	12/30/95	W, 77-75 (OT)
Rider	1-0	11/22/91	W, 84-60
-S-			
Saginaw Valley	4-0	1/4/86	W, 94-76
St. John's	0-3	11/26/83	L, 59-87
St. Louis	8-2	2/9/91	W, 89-59
Sam Houston St.	0-1	12/2/89	L, 89-94
San Diego State	1-2	12/30/01	L, 56-70
Seton Hall	1-2	1/5/84	L, 67-74
Shaw	2-1	12/23/78	W, 90-61
Siena	0-1	12/22/01	L, 56-63
South Alabama	1-0	12/4/99	W, 74-66
South Carolina	0-1	12/3/82	L, 47-75
Southern Illinois	1-1	11/27/97	W, 73-62
SMU	0-2	12/19/06	L, 50-73
SW Texas	1-0	12/22/97	W, 56-53
Spring Arbor	1-0	3/2/78	W, 54-51
Stetson	1-0	12/7/96	W, 64-60
Syracuse	2-0	12/30/93	W, 74-71
-T-			
Temple	3-1	1/12/95	W, 75-43
Tennessee State	1-0	12/22/96	W, 85-46
Texas	0-2	12/20/97	L, 52-77
Texas A&M	0-1	12/17/05	L, 54-72
Toledo	8-15	12/18/07	L, 40-55
Tulane	1-0	12/30/91	W, 68-61
-U-			
UNLV	0-3	12/4/04	L, 49-82
-V-			
Vanderbilt	0-1	1/13/85	L, 82-96
Victoria College	1-0	12/3/83	W, 54-49
Virginia Tech	1-1	12/29/06	L, 57-71
-W-			
Wayne State	12-1	12/2/86	W, 115-45
West Texas St.	1-0	1/7/85	W, 77-72
West Virginia	0-1	2/7/83	L, 57-83
Western Car.	1-1	11/9/07	L, 65-85
Western Mich.	11-13	11/17/06	L, 72-85
Wisconsin	3-1	12/11/88	W, 83-76
-X-			
Xavier	14-12	2/13/95	L, 62-76
-Y-			
Yale	1-0	11/28/04	W, 69-56

Bold type indicates 2009-10 opponents



BUTLER (31-22 OVERALL)

(H: 18-7; A: 11-15; N: 2-0) Butler W, 89-55; at Butler W, 77-62; at Butler W, 65-58; Butler W, 90-68; Butler W, 92-68; at Butler W, 91-73; at Butler L, 77-88; Butler W, 61-57; Butler W, 73-64; at Butler W, 64-54; at Butler L, 66-88; Butler W, 67-57; Butler W, 78-66; at Butler L, 69-78; at Butler L, 66-81; Butler W, 65-60; at Butler L, 65-82; Butler W, 74-73; at Butler W, 76-56; Butler W, 73-56; Butler L, 67-71; vs. Butler W, 64-56; at Butler L, 78-88; Butler W, 92-67; at Butler W, 60-58; Butler W, 95-86; Butler L, 61-76; at Butler L, 65-101; at Butler L, 70-81; Butler L, 101-116; Butler W, 68-66; vs. Butler W, 93-76; Butler W, 76-64; at Butler W, 88-84; at Butler W, 63-55; Butler W, 81-70; Butler W, 86-68; at Butler W, 84-59; Butler W, 84-79(ot); at Butler L, 49-57; at Butler W, 66-60; Butler W, 55-49; Butler L, 45-65; at Butler L, 46-59; at Butler W, 71-69; Butler L, 65-71; at Butler L, 45-58; Butler L, 51-59; at Butler L, 64-77; Butler L, 62-72; at Butler L, 63-67; Butler L, 48-71; at Butler L, 42-60

CLEVELAND ST. (30-8 OVERALL)
(H: 16-2; A: 12-6; N: 2-0)

at CSU W, 78-64; 12/23/81 CSU W, 82-55; 2/25/84 CSU W, 84-66; 2/12/85 at CSU W, 69-61; 2/17/86 CSU W, 77-49; 1/6/87 at CSU W, 92-77; 2/22/88 CSU W, 70-51; 1/21/95 CSU W, 80-61; 2/18/95 at CSU W, 83-80; 1/8/96 CSU W, 85-62; 2/3/96 at CSU W, 87-79; 1/20/97 at CSU W, 62-51; 1/30/97 CSU W, 99-82; 1/10/98 CSU W, 85-66; 2/7/98 at CSU L, 60-68; 1/9/99 at CSU W, 86-63; 2/6/99 CSU W, 77-74; 2/5/00 CSU W, 91-83; 3/4/00 at CSU W, 78-73; 2/3/01 at CSU L, 77-91; 3/1/01 CSU W, 70-61; 1/12/02 CSU W, 94-67; 2/9/02 at CSU L, 63-75; 2/28/02 vs. CSU W, 87-73; 1/25/03 at CSU W, 61-60; 3/1/03 CSU L, 73-86; 3/7/03 vs. CSU W, 75-74; 1/10/04 CSU W, 68-55; 2/21/04 at CSU W, 58-54

1/8/05 at CSU W, 70-60; 2/19/05 CSU W, 62-53; 12/31/05 at CSU L, 67-76; 2/11/06 CSU W, 78-46; 1/11/07 at CSU W, 64-61; 1/17/08 at CSU L, 41-63; 2/16/08 CSU W, 68-57; 1/22/09 CSU L, 55-70; 2/21/09 at CSU L, 50-60

GREEN BAY (5-31 OVERALL)

(H: 4-12; A: 1-16; N: 0-3) 1/28/95 Green Bay W, 60-58; 1/27/96 Green Bay W, 75-59; 2/23/96 at Green Bay L, 53-71; 1/25/97 at Green Bay L, 58-69; 2/22/97 Green Bay W, 57-44; 3/9/97 at Green Bay W, 63-55; 1/15/98 Green Bay L, 55-72; 2/14/98 at Green Bay L, 61-71; 1/14/99 at Green Bay L, 53-79; 2/13/99 Green Bay L, 67-72; 3/6/99 vs. Green Bay L, 54-74; 1/13/00 Green Bay L, 56-70; 2/12/00 at Green Bay L, 61-87; 1/11/01 at Green Bay L, 59-76; 2/10/01 Green Bay L, 69-80; 1/17/02 at Green Bay L, 71-74; 2/4/02 Green Bay L, 59-79; 3/3/02 vs. Green Bay L, 63-72; 1/4/03 at #21/21 GB L, 53-86; 2/8/03 #21/23 GB L, 52-76; 3/9/03 at #21/22 GB L, 59-83; 1/24/04 Green Bay W, 56-50(ot); 2/12/04 at Green Bay L, 54-64; 3/8/04 vs. Green Bay L, 54-66; 1/22/05 at Green Bay L, 57-69; 2/10/05 #24/23 GB L, 52-81; 2/1/06 Green Bay L, 63-73; 2/18/06 at Green Bay L, 58-71; 1/4/07 Green Bay L, 70-86; 2/3/07 at #24 GB L, 60-88; 3/7/07 at #22 GB L, 58-81; 1/3/08 Green Bay L, 58-79; 3/8/08 at Green Bay L, 51-71; 1/15/09 at Green Bay L, 43-62; 2/14/09 Green Bay L, 44-59; 3/11/09 Green Bay L, 46-60

LOYOLA (IL) (40-19 OVERALL)

(H: 21-5; A: 16-12; N: 3-2) 1/8/83 at Loyola L, 54-67; 1/21/84 at Loyola L, 69-73; 3/1/84 Loyola W, 71-56; 1/27/85 at Loyola L, 53-54; 2/23/85 Loyola W, 66-62; 1/27/86 Loyola L, 52-64; 2/23/86 at Loyola L, 82-92; 1/18/87 at Loyola W, 75-72; 2/28/87 Loyola W, 81-68; 1/23/88 Loyola L, 63-90; 3/1/88 at Loyola L, 73-94; 1/21/89 at Loyola L, 61-75; 3/4/89 Loyola L, 68-88; 3/9/89 vs. Loyola L, 75-78; 2/3/90 Loyola W, 75-65; 3/3/90 at Loyola L, 77-105; 2/2/91 at Loyola L, 74-79; 3/2/91 Loyola W, 68-60; 1/16/92 at Loyola W, 74-59; 2/13/92 Loyola W, 77-69; 1/9/93 at Loyola W, 63-60; 2/13/93 Loyola W, 75-52; 1/26/94 Loyola W, 87-71; 2/26/94 at Loyola W, 66-52; 3/5/94 vs. Loyola W, 70-56; 2/2/95 at Loyola W, 76-61; 3/9/95 vs. Loyola W, 80-43; 1/13/96 Loyola W, 82-59; 2/10/96 at Loyola W, 83-70; 1/11/97 at Loyola W, 90-60; 2/8/97 Loyola W, 89-69; 1/24/98 at Loyola L, 60-75; 2/19/98 Loyola W, 85-68; 1/23/99 Loyola W, 68-47; 2/18/99 at Loyola W, 69-56; 1/22/00 at Loyola W, 88-73

2/17/00 Loyola W, 78-66; 1/20/01 Loyola W, 79-61; 2/15/01 at Loyola L, 94-107; 3/8/01 vs. Loyola L, 58-73; 2/7/02 Loyola W, 57-55; 2/23/02 at Loyola W, 72-62; 1/16/03 at Loyola W, 69-62; 2/20/03 Loyola L, 79-81; 1/5/04 Loyola W, 55-53; 2/14/04 at Loyola W, 70-62; 3/4/04 vs. Loyola W, 64-58; 1/3/05 at Loyola W, 62-56; 2/12/05 Loyola W, 49-34; 1/5/06 Loyola W, 88-73; 1/28/06 at Loyola W, 78-57; 1/27/07 at Loyola L, 68-78; 2/22/07 Loyola L, 61-73; 3/5/07 at Loyola W, 75-68; 1/31/08 at Loyola L, 70-79; 3/1/08 Loyola W, 47-45; 1/3/09 at Loyola W, 71-64; 3/7/09 Loyola W, 57-49; 3/9/09 Loyola W, 72-67

MILWAUKEE (15-21 OVERALL)

(H: 8-8; A: 5-13; N: 2-0) 12/30/90 Milwaukee W, 85-80; 12/2/91 at Milwaukee L, 61-68; 12/2/92 Milwaukee W, 70-45; 2/28/94 at Milwaukee L, 52-53; 1/26/95 at Milwaukee W, 67-46; 1/25/96 Milwaukee* W, 91-62; 2/21/96 at Milwaukee W, 90-64; 1/23/97 at Milwaukee L, 69-72; 2/20/97 Milwaukee W, 94-65; 3/8/97 vs. Milwaukee W, 98-63; 1/17/98 Milwaukee L, 64-69; 2/12/98 at Milwaukee W, 78-66; 3/5/98 vs. Milwaukee W, 80-72; 1/16/99 at Milwaukee L, 48-53; 2/11/99 Milwaukee W, 65-60; 1/15/00 Milwaukee W, 71-68; 2/10/00 at Milwaukee L, 68-75; 1/13/01 at Milwaukee L, 80-86; 2/8/01 Milwaukee W, 84-79; 1/19/02 at Milwaukee L, 71-102; 2/16/02 Milwaukee L, 71-73; 2/6/03 Milwaukee L, 61-76; 1/29/04 at Milwaukee L, 47-49; 2/7/04 Milwaukee L, 50-53; 3/7/04 at Milwaukee W, 64-58; 1/27/05 Milwaukee L, 73-74(ot); 2/5/05 at Milwaukee L, 46-60; 3/3/05 at Milwaukee W, 59-49; 12/29/05 Milwaukee L, 56-74; 2/16/06 at Milwaukee L, 55-69; 1/6/07 Milwaukee L, 67-77; 2/1/07 at Milwaukee L, 54-63; 1/5/08 Milwaukee L, 63-70; 3/6/08 at Milwaukee L, 50-59; 1/17/09 at Milwaukee L, 57-75; 2/12/09 Milwaukee W, 59-50

UIC (19-16 OVERALL)
(H: 10-9; A: 6-7; N: 3-0)

11/29/80 UIC W, 76-62; 2/12/82 at UIC W, 58-51; 1/29/83 UIC W, 70-61; 2/9/95 UIC L, 59-63; 1/18/96 at UIC L, 71-81; 2/15/96 UIC W, 84-54; 1/15/97 UIC W, 89-54; 2/13/97 at UIC W, 63-50; 1/22/98 at UIC L, 66-86; 2/21/98 UIC W, 78-65; 1/21/99 UIC W, 60-52; 2/20/99 at UIC W, 87-76; 3/4/99 vs. UIC W, 64-44; 1/20/00 at UIC W, 81-73; 2/19/00 UIC L, 65-66; 1/18/01 UIC W, 62-54; 2/17/01 at UIC W, 65-54; 1/24/02 UIC W, 83-65; 2/21/02 at UIC L, 58-63; 3/1/02 vs. UIC W, 55-38; 1/18/03 UIC L, 59-77; 2/22/03 UIC L, 81-84(ot)

3/6/03 vs. UIC W, 63-43; 1/22/04 UIC L, 66-49; 1/31/04 at UIC W, 61-47; 1/20/05 UIC L, 58-75; 1/29/05 UIC L, 48-63; 1/26/06 at UIC L, 52-75; 2/25/06 UIC L, 62-67; 1/25/07 at UIC L, 73-77; 2/24/07 UIC L, 74-77; 2/2/08 at UIC L, 36-66; 2/28/08 UIC W, 55-51; 1/5/09 at UIC L, 66-69; 3/5/09 UIC W, 63-55

VALPARAISO (2-4 OVERALL)


(H: 0-3; A: 2-1) 2/20/89 at Valparaiso W, 80-72; 1/25/90 Valparaiso L, 69-71; 1/26/08 Valparaiso L, 50-71; 2/21/08 at Valparaiso L, 65-75; 1/10/09 Valparaiso L, 65-70(ot); 2/6/09 at Valparaiso W, 62-47

YOUNGSTOWN ST. (12-12 OVERALL)

(H: 9-3; A: 3-9) 1/10/83 YSU L, 59-60; 2/4/87 YSU W, 91-79; 1/4/88 at YSU L, 61-88; 2/15/89 YSU W, 83-64; 1/8/90 at YSU L, 55-72; 12/19/91 at YSU L, 72-84; 2/15/92 YSU W, 95-70; 1/10/02 at YSU L, 57-66; 2/11/02 YSU W, 82-69; 1/23/03 YSU W, 69-58; 2/27/03 at YSU W, 74-69; 1/3/04 at YSU L, 62-42; 2/26/04 YSU W, 75-40; 12/28/05 YSU W, 67-43; 2/24/05 at YSU L, 68-71; 1/7/06 at YSU W, 77-48; 1/21/06 YSU W, 69-62; 1/13/07 at YSU L, 39-55; 2/8/07 YSU L, 52-58; 1/19/08 at YSU L, 55-74; 2/14/08 YSU L, 59-62; 3/10/08 at YSU L, 54-65; 1/24/09 YSU W, 73-50; 2/19/09 at YSU W, 70-62

WRIGHT STATE (18-15 OVERALL)

(H: 9-7; A: 8-8; N: 1-0) 12/30/94 at WSU W, 74-73; 3/1/95 WSU L, 54-67; 1/6/96 WSU W, 70-66; 3/3/96 at WSU W, 76-69; 1/9/97 at WSU W, 56-46; 3/1/97 WSU W, 99-60; 3/7/97 vs. WSU W, 86-47; 1/5/98 at WSU W, 58-49; 1/29/98 WSU W, 93-56; 1/28/99 at WSU W, 74-52; 2/27/99 WSU W, 63-51; 1/27/00 WSU W, 48-33; 2/26/00 at WSU L, 71-84; 3/9/00 WSU L, 65-82; 1/25/01 at WSU W, 89-79(ot); 2/24/01 WSU W, 53-59; 1/5/02 WSU W, 60-49; 2/2/02 at WSU W, 66-65; 1/9/03 WSU L, 65-70; 2/17/03 at WSU L, 65-67; 1/19/04 at WSU L, 49-50; 2/19/04 WSU W, 78-65; 1/13/05 WSU L, 46-48; 2/17/05 at WSU L, 37-53; 3/6/05 at WSU L, 66-77; 1/16/06 WSU W, 68-59; 2/9/06 at WSU W, 55-45; 1/20/07 WSU L, 51-67; 2/15/07 at WSU L, 54-6; 1/12/08 WSU L, 53-71; 2/9/08 at WSU L, 59-70; 1/31/09 at WSU L, 58-65; 2/28/09 WSU L, 50-63





Sandi Brown

-A-	
Lauren Allen	2008-pres.
Davita Anderson	1987-91
Nicole Anaejionu	2001-04
Julie Angelcor	1979-81
Rose Atkins	1977-78
Amy Austin	1984-88

-B-	
Carrie Banks	1996-00
Sherry Bell	1979-83
Mary Bennett	1979-80
Lisa Blackburn	1978-82
Demetria Blair	2004-05
Keashawn Bond	2006-08
Davida Boozer	1980-83
Sue Bork	1991-95
Michelle Bortz	1999-03
Jocelyn Boyd	1994-98
Kelley Brown	1997-99
Sandi Brown	2005-09
India Bruster	2006-08
Marnie Buchanan	1992-96
Gwen Burton	1990-91

-C-	
Stephanie Carvin	2005-08
Marcella Cavitt	2005-07
Kim Chandler	1986-88
Mandy Chandler	1987-91
Sophia Chapman	1985-87
Stacy Cobbs	2003-05
Regina Coleman	1999-01
Coretta Connors	1986-88
Denise Cook	1988-92
Joanna Cooper	2002-05
Sheron Core	1979-80
Sara Crum	2000-04
Cynthia Curry	1980-81
Faith Cyr	1992-96

-D-	
Amira Danforth	1991-95
Coretta Daniels	1977-79
Debbie Davis	1981-83
Zemora Davis	2005-09
Cheryl Day	1988-90
Michelle DeHaan	1993-95
Ann DeLodder	1979-80
Lisa DeLor	1978-79
Dominique Dixon	2009-
Karinda Dobbins	1988-90
Audra Dortch	1988-90
Katy Dunlop	2004-08
NeCole Dunn	1987-88
Darlene Dysart	1977-78

-E-	
Terri East	1978-80
Tiffany Engle	1995-96
Kandace Evans	2005-07

-F-	
Demeisha Fambro	2009-
Tracy Farlow	1978-79
Berit Flyghed	1991-93
Terri Ford	1986-90

-G-	
Kristen Gaither	2003-04
Allison Geatches	1982-84
Caitie Goddard	2002-05
Mareshah Graham	1993-94
Stephanie Gray	1996-98
Anita Green	1977-79
Nancy Gumbert	1981-83

-H-	
Chanica Hall	2006-09
Amy Hansel	1988-91
Melissa Harakas	2001-05
Yvette Harris	1977-80
Heather Hatter	2006-pres.
Brenda Hawkins	1983-87
RanDee Henry	2000-02
Jeanie Hill	1994-98
Shafarrah Hill	1994-97
Shari Hill	1997-01
Saritta Hines	1999-00
Linda Hollie	1977-78
Kassandra Hooten	2009-
Bridget Howard	1982-85
Kelli Howse	2003-04
Janet Hughes	1992-96
Monica Hughes	1983-84
Gabi Hungerford	2007-08

-J-	
Nikki Jackson	1998-99
Debbie James	1980-81
Michelle James	1998-02
Kelly Jaskot	2002-05
Jennifer Johnson	1999-00
Lydia Johnson	1978-80



Anita Jones	1991-93
Jalesa Jones	2008-pres.
Pamela Jordan	1977-78
Marianne Juif	1977-78

-K-

Shontray King	1989-92
Stacy Kraiza	1991-93
Penny Kroll	1988-91
Elizabeth Krzyzek	2001-05
Gail Kubiak	1981-83

-L-

Nancy Labach	1978-80
Pam Lee	1980-81
Erica Lewis	1997-98
Mary Lillie	1978-82
Heather Longar	1988-92
Sally Longe	1984-86

-M-

Cammie Maki	1985-87
Michelle Mannisto	1987-88
Patrice Martin	1989-93
Regina Martin	1977-78
Joyce Massey	2006-07
Kim McCartha	1984-86
C.C. McDermott	1983-84
Ellen McDermott	1983-84
Margaret McDermott	1981-83
Jennifer McGee	2001-05
Kealy McNally	2007-09
Melanie Megge	1978-79
Gina Menta	1986-88
Sharon Miller	1988-91
Wendye Mingo	1988-91
Alex Moore	2008-09
Cynthia Moore	1977-78
Keneisha Moss	1999-01
Brigid Mulroy	2006-pres.

-N-

Pat Neely	1982-84
-----------	---------



Shari Hill

	-O-	
Karen O'Dea		2000-01
Carolyn Overton		1977-78

-P-

Cassandra Pack		1983-87
KT Palmer		1998-00
Lindsey Pasquinzo		2002-05
Clarice Pearce		1982-86
Cynthia Perry		1977-79
Molly Peterman		1998-02
Regina Pierce		1981-85
Jacqui Pitts		1987-89

-R-

Autumn Rademacher		1993-97
Glenda Robinson		1990-91
Tressie Rockymore		1983-84
Helen Roney		1977-78
Nina Rouser		1993-97

-S-

Lindsay Sammut		1999-00
April Savalli		2000-05
Kim Scribner		1977-78
Ann Shaw		1992-94
Yar Shayok		2008-pres.
Kim Sims		1984-85
Daphne Smith		1984-87
Katie Solner		2002-05
Sierra Spaude		2008-pres.
Shawanna Stubblefield		2004-05; 2007-08

-T-

Linda Tennant		1984-85
Julia Terenjuk		1995-96
Crystal Thorne		1994-98
Cherridy Thornton		2009-
Jalesa Trussell		2008-pres.

-V-

Jayne VanOpynen		1986-88
-----------------	--	---------


-W-

Roxanne Walker		1985-86
Talicia Washington		2007-pres.
Kim Weinberg		1982-83
Mary Kay Whalen		1985-87
Sherry White		1988-89
Dominica Whittaker		2005-09
Lori Wild		2000-04
Rebecca Willey		1991-95
Rachael Williamson		2001-02
Cheryl Williams		1978-82
Tia Winters		1997-02
Lori Wydryck		1981-85

-Y-

Gigi Yax		1978-82
Anne Yoches		1997-01
Lauren Yurgens		2004-07

Bold indicates current player.



Cheryl Williams


SCORING

Year	Name	G	FG	FT	TP	Avg.
1977-78	Coretta Daniels	21	136	32	304	14.5
1978-79	Coretta Daniels	31	202	42	446	14.4
1979-80	Lisa Blackburn	33	235	58	528	16.0
1980-81	Cheryl Williams	30	235	65	536	17.9
1981-82	Cheryl Williams	27	208	82	498	18.4
1982-83	Pat Neely	27	109	25	243	9.0
1983-84	Cassandra Pack	26	188	77	453	17.4
1984-85	Cassandra Pack	26	184	95	463	17.8
1985-86	Cassandra Pack	28	219	107	545	19.5
1986-87	Cassandra Pack	26	237	101	576	22.2
1987-88	Kim Chandler	28	172	107	451	16.1
1988-89	Cheryl Day	28	180	97	457	16.3
1989-90	Cheryl Day	25	185	101	471	18.1
1990-91	Sharon Miller	28	183	78	445	15.9
1991-92	Patrice Martin	29	162	52	429	14.8
1992-93	Stacy Kraiza	27	145	59	425	15.2
1993-94	Autumn Rademacher	28	155	59	425	15.2
1994-95	Faith Cyr	30	177	87	441	14.7
1995-96	Autumn Rademacher	27	169	82	455	16.9
1996-97	Shafarrah Hill	28	141	73	395	14.1
1997-98	Jeanie Hill	28	133	43	359	12.8
1998-99	Tia Winters	27	118	45	327	12.1
1999-00	Carrie Banks	27	131	65	331	12.3
	Shari Hill	27	117	47	331	12.3
2000-01	Michelle James	29	162	84	466	16.1
2001-02	RanDee Henry	30	172	111	456	15.2
2002-03	Sara Crum	30	118	77	322	10.7
2003-04	Nicole Anaejionu	29	121	71	313	10.8
2004-05	Lindsey Pasquinzo	29	138	43	388	13.4
2005-06	Lindsey Pasquinzo	28	132	26	352	12.6
2006-07	Joyce Massey	31	163	96	463	14.9
2007-08	Sandi Brown	27	115	59	298	11.0
2008-09	Sandi Brown	30	135	93	386	12.9

FIELD GOAL PCT. LEADERS

(Min. 2 per game played)

Year	Name	G	FGM	FGA	Pct.
1977-78	Yvette Harris	21	116	277	.419
1978-79	Cheryl Williams	31	189	377	.501
1979-80	Cheryl Williams	33	227	430	.528
1980-81	Cheryl Williams	30	235	459	.512
1981-82	Cheryl Williams	27	208	404	.514
1982-83	Bridget Howard	23	90	197	.457
1983-84	Cassandra Pack	26	188	380	.495
1984-85	Cassandra Pack	26	184	361	.510
1985-86	Cassandra Pack	28	219	423	.513
1986-87	Cassandra Pack	26	237	390	.603
1987-88	Gina Menta	23	50	119	.420
1988-89	Cheryl Day	28	180	324	.556
1989-90	Cheryl Day	25	185	368	.503
1990-91	Sharon Miller	28	183	406	.451
1991-92	Heather Longar	29	154	309	.498
1992-93	Stacy Kraiza	27	145	352	.412
1993-94	Faith Cyr	27	140	267	.524
1994-95	Faith Cyr	30	177	349	.507
1995-96	Faith Cyr	27	148	256	.578
1996-97	Crystal Thorne	30	79	159	.497
1997-98	Crystal Thorne	28	122	244	.500
1998-99	Molly Peterman	27	115	225	.511
1999-00	Molly Peterman	27	128	256	.500
2000-01	Michelle James	29	162	343	.472
2001-02	Randee Henry	30	172	328	.524
2002-03	Lori Wild	30	129	251	.514
2003-04	Nicole Anaejionu	29	121	247	.490
2004-05	Lindsey Pasquinzo	29	138	343	.402
2005-06	Joanna Cooper	28	94	199	.472
2006-07	India Bruster	22	70	166	.422
2007-08	Heather Hatter	30	63	137	.460
2008-09	Talicia Washington	31	63	133	.474



Coretta Daniels




REBOUNDING

Year	Name	G	OFF	DEF	TOT	Avg.
1977-78	Yvette Harris	21	N/A	N/A	287	13.7
1978-79	Cheryl Williams	31	N/A	N/A	318	10.3
1979-80	Cheryl Williams	33	N/A	N/A	377	11.4
1980-81	Lisa Blackburn	30	N/A	N/A	293	9.8
1981-82	Cheryl Williams	27	N/A	N/A	388	14.4
1982-83	Nancy Gumbert	27	N/A	N/A	204	7.6
1983-84	Cassandra Pack	26	N/A	N/A	246	9.5
1984-85	Lori Wydryck	28	N/A	N/A	197	8.2
1985-86	Mary Kay Whalen	28	N/A	N/A	259	9.3
1986-87	Mary Kay Whalen	27	87	140	227	8.4
1987-88	Terri Ford	28	77	135	212	7.6
1988-89	Cheryl Day	28	134	136	270	9.6
1989-90	Cheryl Day	25	114	169	283	10.9
1990-91	Sharon Miller	28	95	149	244	8.7
1991-92	Stacy Kraiza	29	81	149	230	7.9
1992-93	Stacy Kraiza	27	66	159	224	8.3
1993-94	Michelle DeHaan	28	66	141	207	7.4
1994-95	Faith Cyr	30	76	201	277	9.2
1995-96	Faith Cyr	27	44	164	208	7.7
1996-97	Stephanie Gray	30	79	117	196	6.5
1997-98	Crystal Thorne	28	68	119	187	6.7
1998-99	Molly Peterman	27	114	90	204	7.6
1999-00	Molly Peterman	27	93	117	210	7.8
2000-01	RanDee Henry	29	66	115	181	6.2
2001-02	RanDee Henry	30	90	97	187	6.2
2002-03	Lori Wild	30	64	127	191	6.4
2003-04	Nicole Anaejionu	29	86	126	212	7.3
2004-05	Lindsey Pasquinzo	29	39	88	127	4.4
2005-06	Catie Goddard	28	45	70	115	4.1
	Lindsey Pasquinzo	28	30	84	114	4.1
2006-07	Joyce Massey	31	63	139	202	6.5
2007-08	Sandi Brown	27	65	90	155	5.7
2008-09	Sandi Brown	30	75	138	213	7.1

FREE THROW PCT. LEADERS


(Min. 1 per game played)

Year	Name	G	FTM	F/T	Pct.
1977-78	Darlene Dysart	17	20	30	.667
1978-79	Coretta Daniels	31	42	65	.646
1979-80	Julie Angelcor	11	11	14	.786
1980-81	Lisa Blackburn	30	99	124	.798
1981-82	Regina Pierce	26	51	65	.785
1982-83	Clarice Pearce	27	28	42	.667
1983-84	Regina Pierce	24	52	70	.743
1984-85	Cassandra Pack	26	95	126	.754
1985-86	Cassandra Pack	28	107	137	.781
1986-87	Daphne Smith	27	37	48	.771
1987-88	Gina Menta	23	29	43	.674
1988-89	Mandy Chandler	28	82	113	.726
1989-90	Patrice Martin	25	29	38	.763
1990-91	Patrice Martin	25	33	42	.786
1991-92	Patrice Martin	29	52	69	.754



Autumn Rademacher

1992-93	Patrice Martin	27	137	168	.828
1993-94	Michelle DeHaan	28	99	126	.786
1994-95	Michelle DeHaan	32	50	70	.714
1995-96	Autumn Rademacher	27	82	99	.828
1996-97	Jeanie Hill	29	46	54	.852
1997-98	Jeanie Hill	28	43	56	.768
1998-99	Tia Winters	27	45	55	.818
1999-00	Shari Hill	27	47	55	.855
2000-01	Michelle James	29	84	101	.832
2001-02	Michelle James	30	76	95	.800
2002-03	Katie Solner	30	47	58	.810
2003-04	Lindsey Pasquinzo	28	27	33	.818
2004-05	Lindsey Pasquinzo	29	43	55	.782
2005-06	Katie Solner	28	44	58	.759
2006-07	Sandi Brown	31	40	56	.714
2007-08	Zemora Davis	30	38	54	.704
2008-09	Brigid Mulroy	31	33	35	.943



INDIVIDUAL CAREER RECORDS

SCORING

PLAYER	PTS.	GP	AVG.	YEARS
1. Cassandra Pack	2,037	106	19.2	1983-87
2. Cheryl Williams	1,991	121	16.5	1978-82
3. Autumn Rademacher	1,686	117	14.4	1993-97
4. Michelle James	1,502	113	13.3	1998-02
5. Lisa Blackburn	1,440	104	13.8	1978-82
6. Faith Cyr	1,425	111	12.8	1992-96
7. Patrice Martin	1,362	108	12.6	1989-93
8. Molly Peterman	1,329	113	11.8	1998-02
9. Daphne Smith	1,320	83	15.9	1984-87
10. Regina Pierce	1,287	83	15.5	1981-85
11. Shari Hill	1,255	112	11.2	1997-01
12. Jeanie Hill	1,199	113	10.6	1994-97
13. Mandy Chandler	1,181	108	10.9	1987-91
14. Lindsey Pasquinzo	1,143	109	10.5	2002-06
15. Katie Solner	1,038	116	8.9	2002-06
16. Mary Lillie	1,033	117	8.8	1978-82
17. Sandi Brown	983	109	9.0	2005-09
18. Cheryl Day	928	54	17.2	1988-90
19. Carrie Banks	893	97	9.2	1996-00
20. Terri Ford	890	109	8.2	1986-90

REBOUNDING

PLAYER	REB.	GP	AVG.	YEARS
1. Cheryl Williams	1,368	121	11.3	1978-82
2. Lisa Blackburn	846	104	8.1	1978-82
3. Cassandra Pack	826	106	7.8	1983-87
4. Faith Cyr	798	111	7.2	1992-96
5. Molly Peterman	769	113	6.8	1998-02
6. Lydia Johnson	648	61	10.6	1978-80
7. Terri Ford	633	109	5.8	1986-90
8. Nina Rouser	608	115	5.3	1993-97
9. Mandy Chandler	586	108	5.4	1987-91
10. Bridget Howard	579	73	7.9	1982-85

ASSISTS

PLAYER	AST.	GP	AVG.	YEARS
1. Mary Lillie	486	117	4.2	1978-82
2. Jocelyn Boyd	451	114	4.0	1994-98
3. Autumn Rademacher	439	117	3.7	1993-97
4. Michelle James	399	113	3.5	1998-02
5. Carrie Banks	382	97	3.9	1996-00
6. Amira Danforth	365	98	3.7	1991-95
7. Katie Solner	348	116	3.0	2002-06
8. Lisa Blackburn	294	104	2.8	1978-82
9. Daphne Smith	287	83	3.5	1984-87
10. Pat Neely	286	79	3.6	1983-86

STEALS

PLAYER	ST.	GP	AVG.	YEARS
1. Cheryl Williams	441	121	3.6	1978-82
2. Amira Danforth	326	98	3.3	1991-95
3. Mary Lillie	313	117	2.7	1978-82
4. Michelle James	298	113	2.6	1998-02
5. Jeanie Hill	232	113	2.1	1994-98
6. Carrie Banks	219	97	2.3	1996-00
7. Lisa Blackburn	215	104	2.1	1978-82
8. Daphne Smith	202	83	2.4	1984-87
9. Jocelyn Boyd	199	114	1.7	1994-98
10. Regina Pierce	196	83	2.4	1981-85

BLOCKS

PLAYER	BL	GP	AVG.	YEARS
1. Cheryl Williams	288	121	2.38	1978-82
2. Crystal Thorne	162	106	1.53	1994-97
3. Yvette Harris	136	79	1.72	1977-81
4. Nina Rouser	126	115	1.09	1993-97
5. Nicole Anaiejonu	91	88	1.03	2001-04
6. Lydia Johnson	89	61	1.46	1978-80
7. Mary Kay Whalen	83	55	1.50	1985-87
8. Bridget Howard	78	73	1.06	1982-85
9. Cassandra Pack	75	106	0.71	1983-87
10. India Bruster	71	51	0.72	2006-08

FIELD GOAL PERCENTAGE (min. 400 att.)

PLAYER	FG-A	PCT.	GP	YEARS
1. Davida Boozer	312-575	.543	76	1980-83
2. Cassandra Pack	828-1554	.533	106	1983-87
3. Cheryl Day	365-692	.527	54	1988-90
4. Cheryl Williams	859-1670	.514	121	1978-82
5. Faith Cyr	573-1119	.512	111	1992-96
6. Mary Kay Whalen	254-506	.502	55	1986-88
7. Randee Henry	282-567	.497	59	2000-02
Crystal Thorne	282-567	.497	106	1994-98
9. Molly Peterman	528-1093	.483	113	1998-02
10. Lydia Johnson	342-712	.480	61	1978-80

3-POINT FIELD GOAL PERCENT. (min. 50 att.)

PLAYER	3FG-A	PCT.	GP	YEARS
1. Shafarrah Hill	76-180	.422	69	1994-97
2. Daphne Smith	73-175	.417	83	1984-87
3. Stephanie Niebauer	24-63	.381	20	1990-91
4. Patrice Martin	188-499	.377	108	1989-93
5. Shari Hill	172-462	.372	112	1997-01
6. Katy Dunlop	71-193	.368	108	2004-08
7. Catie Goddard	112-305	.367	114	2002-06
Katie Solner	95-259	.367	116	2002-06
8. Lindsey Pasquinzo	192-536	.358	109	2002-06
10. Penny Kroll	64-175	.361	55	1989-91

3-POINT FIELD GOALS

PLAYER	3FG	GP	YEARS
1. Michelle James	217	113	1998-02
2. Autumn Rademacher	201	117	1993-97
3. Lindsey Pasquinzo	192	109	2002-06
4. Patrice Martin	188	108	1989-93
5. Shari Hill	172	112	1997-01
6. Jeanie Hill	134	113	1994-98
7. Catie Goddard	112	114	2002-06
8. Tia Winters	107	84	1997-02
9. Terri Ford	95	109	1986-90
Katie Solner	95	116	2002-06

FREE THROW PERCENTAGE

PLAYER	GP	FT-FTA	PCT.	YEARS
1. Patrice Martin	108	162-207	.783	1989-93
2. Michelle James	113	243-312	.779	1998-02
3. Katie Solner	116	225-294	.765	2002-06
4. Michelle DeHaan	60	149-196	.760	1992-94
5. Lindsey Pasquinzo	109	111-148	.750	2002-06
6. Jeanie Hill	113	149-199	.749	1994-98
7. Catie Goddard	114	119-159	.748	2002-06
8. Shari Hill	112	173-232	.746	1997-01
9. Cassandra Pack	106	380-513	.741	1983-87
10. Sara Crum	115	184-249	.739	2000-04



INDIVIDUAL SEASON RECORDS

SCORING

PLAYER	PTS	GP	AVG	YEAR
1. Cassandra Pack	576	26	22.2	1986-87
2. Cassandra Pack	545	28	19.5	1985-86
3. Cheryl Williams	536	30	17.9	1980-81
4. Daphne Smith	513	28	18.3	1985-86
5. Daphne Smith	514	27	19.0	1986-87
6. Cheryl Williams	498	27	18.4	1981-82
7. Cheryl Day	471	26	18.1	1989-90
8. Michelle James	466	29	16.1	2000-01
9. Joyce Massey	463	31	14.9	2006-07
Cassandra Pack	463	26	17.8	1984-85

REBOUNDING

PLAYER	REB	GP	AVG	YEAR
1. Cheryl Williams	388	27	14.4	1981-82
2. Cheryl Williams	377	33	11.4	1979-80
3. Lydia Johnson	364	31	11.7	1979-80
4. Cheryl Williams	315	31	10.3	1978-79
5. Lisa Blackburn	293	30	9.8	1980-81
6. Yvette Harris	287	21	13.7	1977-78
7. Cheryl Williams	285	30	9.5	1990-81
8. Lydia Johnson	284	30	9.5	1978-79
9. Cheryl Day	283	26	10.9	1988-90
10. Nancy Labach	280	31	9.0	1978-79

ASSISTS

PLAYER	AST	GP	AVG	YEAR
1. Michelle James	170	30	5.7	2001-02
2. Jocelyn Boyd	167	30	5.6	1996-97
3. Davita Anderson	165	28	5.9	1988-89
4. Carrie Banks	157	27	5.8	1999-00
5. Mary Lillie	149	33	4.5	1979-80
6. Brenda Hawkins	142	26	5.5	1986-87
7. Jocelyn Boyd	141	28	5.0	1997-98
Mary Lillie	141	30	4.7	1980-81
9. Lisa Blackburn	131	33	4.0	1979-80
10. Daphne Smith	129	27	4.7	1986-87

STEALS

PLAYER	STL	GP	AVG	YEAR
1. Amira Danforth	138	28	4.9	1993-94
2. Cheryl Williams	128	31	4.1	1978-79
3. Cheryl Williams	114	33	3.5	1979-80
4. Cheryl Williams	111	30	3.7	1980-81
5. Michelle James	102	30	3.4	2001-02
6. Mary Lillie	99	33	3.0	1979-80
7. Cynthia Perry	95	21	4.5	1977-78
8. Coretta Daniels	90	31	2.9	1978-79
9. Cheryl Williams	88	27	3.3	1981-82
10. Lisa Blackburn	87	33	2.6	1979-80

BLOCKS

PLAYER	BL	GP	AVG	YEAR
1. Cheryl Williams	78	33	2.36	1979-80
2. Cheryl Williams	71	31	2.19	1978-79
Cheryl Williams	71	30	2.36	1980-81
4. Yvette Harris	70	21	2.34	1977-78
5. Cheryl Williams	68	27	2.51	1981-82
6. Crystal Thorne	58	28	2.07	1997-98
7. Crystal Thorne	48	30	1.60	1996-97
8. Lydia Johnson	47	30	1.56	1978-79
9. Mary Kay Whalen	46	27	1.70	1986-87
Crystal Thorne	46	27	1.70	1995-96

3-POINT FIELD GOALS

PLAYER	3-PT FG	GP	PCT	YEAR
1. Daphne Smith	73-175	27	.417	1986-87
2. Lindsey Pasquinzo	69-162	29	.426	2004-05
3. Shari Hill	67-163	29	.411	2000-01
4. Lindsey Pasquinzo	62-160	28	.388	2005-06
5. Michelle James	58-172	29	.337	2000-01
6. Autumn Rademacher	56-148	28	.378	1993-94
Autumn Rademacher	56-180	32	.311	1994-95
8. Michelle James	55-155	27	.355	1998-99
Tia Winters	55-151	27	.364	1999-00
10. Autumn Rademacher	54-138	30	.391	1996-97

FIELD GOAL PERCENTAGE


PLAYER	FG-FGA	PCT	GP	YEAR
1. Cassandra Pack	237-390	.603	26	1986-87
2. Faith Cyr	148-236	.578	27	1995-96
3. Mary Kay Whalen	138-247	.559	27	1986-97
4. Cheryl Day	180-324	.556	28	1988-89
5. Cheryl Williams	227-430	.527	33	1979-80
Crystal Thorne	76-144	.527	27	1995-96
7. RanDee Henry	172-328	.524	30	2001-02
Faith Cyr	140-267	.524	27	1993-94
9. Lori Wild	129-251	.514	30	2002-03
Cheryl Williams	208-404	.514	27	1981-82

3-POINT FIELD GOAL PERCENTAGE

PLAYER	3PT%	GP	FG	YEAR
1. Katie Solner	.516	28	33-64	2005-06
2. Catie Goddard	.453	28	43-95	2005-06
3. Lindsey Pasquinzo	.426	29	69-162	2004-05
4. Daphne Smith	.417	27	73-175	1986-87
5. Shafarrh Hill	.412	28	40-97	1996-97
6. Shari Hill	.411	29	67-163	2000-01
Patrice Martin	.411	25	46-112	1989-90
8. Patrice Martin	.407	27	48-118	1992-93
9. Penny Kroll	.391	27	27-69	1990-91
Autumn Rademacher	.391	30	54-138	1996-97

FREE THROW PERCENTAGE

PLAYER	FT-FTA	PCT	GP	YEAR
1. Shari Hill	47-55	.855	27	1999-00
2. Jeanie Hill	46-54	.852	29	1996-97
3. Michelle James	84-101	.832	29	2000-01
4. Autumn Rademacher	82-99	.828	27	1995-96
5. Patrice Martin	48-58	.827	27	1992-93
6. Tia Winters	45-55	.818	27	1998-99
7. Katie Solner	47-58	.810	30	2002-03
8. Sara Crum	59-73	.808	27	2003-04
9. Michelle James	76-95	.800	30	2001-02
10. Lisa Blackburn	99-124	.798	33	1980-81



TEAM -- SINGLE GAME

Most Points	115 (115-45) vs. Wayne State (12/2/86)
Fewest Points	31 (31-60) at Cincinnati (11/21/04)
Most Points Allowed	116 (101-116) at Butler (1/30/99)
Fewest Points Allowed	17 (83-17) vs. Madonna (2/22/78)
Highest Combined Score	217 points (Butler 116, UDM 101) (1/30/99)
Largest Winning Margin	70 points (UDM 115, Wayne St. 45) (12/2/86)
Largest Losing Margin	62 (Auburn 106, Detroit 44) (1/13/88)
Most Field Goals	50 vs. Wayne State (12/2/86)
Most Field Goals Attempted	110 vs. Olivet (12/13/77)
Best Field Goal Pct.	.620 (31-50) vs. Western Mich. (12/30/97)
Fewest Field Goals	9 at Cincinnati (11/21/04)
Fewest Field Goals Attempted	38 vs. Duke (12/27/02)
Worst Field Goal Percentage	.164 (9-55) at Cincinnati (11/21/04)
Most 3-Point Field Goals	13 at Butler (1/30/99)
Most 3-Point Field Goals Attempted	30 (five times)
Most Free Throws	36 vs. Xavier (1/13/86)
Most Free Throws Attempted	50 vs. Marquette (2/28/91)
Best FT Percentage (min. 15)	.956 (22-23) vs. Evansville (1/12/91)
Fewest Free Throws	0 at Milwaukee (2/16/06)
Fewest Free Throws Attempted	2 at Western Michigan (12/22/04)
Lowest Free Throw Percentage	.100 (1-10) vs. Mich. St. (11/28/01)
Most Rebounds	75 vs. Central Michigan (2/9/80)
Fewest Rebounds	21 vs. Butler (1/15/05)
Assists	30 vs. Wayne State, 12-2-86; vs. Xavier (1/12/87)
Blocked Shots	17 vs. Central Michigan (2/9/80)
Steals	33 vs. Wayne State (1/27/79)
Most Fouls	35 at Loyola (2/15/01)
Fewest Fouls	7 vs. Owens Tech (2/13/78)

TEAM -- SEASON

Wins	27 (1978-79)
Losses	24 (1987-88)
Winning Percentage	.871 (27-4) (1978-79)
Consecutive Wins	16 (1978-79)
Consecutive Losses	17 (1987-88)
Points	2,463 (1979-80)
Scoring Average	84.8 (1986-87)
Fewest Points Allowed	1,144 (1977-78)
Most Points Allowed	2,256 (1987-88)



Mandy Chandler

Lowest Points Allowed Average	54.5 (1977-78)
Highest Points Allowed Average	80.6 (1987-88, 1989-90)
Field Goals	1,054 (1979-80)
Field Goals Attempted	2,348 (1979-80)
Field Goal Percentage	.485 (829-1710) (1995-96)
3-Point Field Goals	213 (2005-06)
3-Point Field Goals Attempted	593 (2005-06)
Most Field Goals Allowed	928 (1987-88)
Lowest Opponents Field Goal Percentage	.338 (1977-78)
Highest Opponents Field Goal Percentage	.505 (1987-88)
Free Throws	455 (1996-97)
Free Throws Attempted	712 (1994-95)
Free Throw Percentage	.721 (361-501) (2002-03)
Rebounds	1,718 (1979-80)
Fewest Rebounds Allowed	973 (2003-04)
Most Rebounds Allowed	1,370 (1978-79)
Rebounding Average	60.2 (1977-78)
Assists	641 (1979-80)
Blocked Shots	192 (1979-80)
Steals	541 (1978-79)
Personal Fouls	661 (1979-80)
Disqualifications	28 (1997-98)
Technical Fouls	11 (1985-86)

INDIVIDUAL -- SINGLE GAME

Points	42, Jeanie Hill (at Northern Illinois, 2/15/97)
Field Goals	18, Cassandra Pack (vs. Xavier, 1/12/87)
Field Goals Attempted	32, Darlene Dysart (vs. Michigan, 2/27/78)
FG Percentage	.947 (18-19), Cassandra Pack (vs. Xavier, 1/12/87)
3-Point Field Goals	8, Daphne Smith (vs. Butler, 1/10/87)
3-Point FGs Attempted	17, Michelle James (vs. BGSU, 12/11/99)
Free Throws	16, Kim Chandler (vs. Butler, 1/18/88)
FT Attempted	21, Mandy Chandler (vs. Marquette, 1/31/91) Kim Chandler (vs. Butler, 1/18/88)
Rebounds	27, Cheryl Day (vs. Loyola, 2/2/90)
Assists	14, Jocelyn Boyd (vs. Dayton, 11/26/96)
Blocked Shots	8, Yvette Harris (vs. Owens Tech, 2/13/78)
Steals	12, Cheryl Williams (vs. Saginaw Valley, 1/2/79)

INDIVIDUAL -- CAREER

Games	121, Cheryl Williams (1979-82)
Games Started	121, Cheryl Williams (1979-82)
Minutes	4,270, Cheryl Williams (1979-82)
Field Goals	859, Cheryl Williams (1979-82)
Field Goals Attempted	1,670, Cheryl Williams (1979-82)
FG Pct (min. 250 att.)	.543 (312-575), Davida Boozer (1980-83)
Three Point Field Goals	217, Michelle James (1998-02)
Three Point FGs Attempted	655, Michelle James (1998-02)
Free Throws	380, Cassandra Pack (1984-87)
Free Throws Attempted	513, Cassandra Pack (1984-87)
FT Pct (min. 100 att.)	.783 (162-207), Patrice Martin (1989-93)
Rebounds	1,368, Cheryl Williams (1979-82)
Rebounding Average	11.3, Cheryl Williams (1979-82)
Assists	486, Mary Lillie (1979-82)
Blocked Shots	288, Cheryl Williams (1979-82)
Steals	441, Cheryl Williams (1979-82)
Personal Fouls	322, Cheryl Williams (1979-82)
Points	2,037, Cassandra Pack (1984-87)
Scoring Average	19.2, Cassandra Pack (1984-87)



Lydia Johnson

ALL-AMERICAN

Coretta Daniels	1979
Lydia Johnson	1980
Cheryl Williams	1982

FRESHMAN ALL-AMERICAN

Cassandra Pack	1984
----------------	------

ALL-STATE

Cheryl Williams	1979, 1981
Coretta Daniels	1979
Mary Lillie	1981

ALL-REGION

Lydia Johnson	1980
Cheryl Williams	1981

**ALL-HORIZON LEAGUE/MCC
(FIRST TEAM)**

Cassandra Pack	1987
Daphne Smith	1987
Cheryl Day	1990
Mandy Chandler	1991
Amira Danforth	1994
Faith Cyr	1996
Autumn Rademacher	1997

Carrie Banks	2000
Michelle James	2001, 2002
RanDee Henry	2002

**ALL-HORIZON LEAGUE/MCC
(SECOND TEAM)**

Mary Kay Whalen	1987
Kim Chandler	1988
Sharon Miller	1991
Heather Longar	1992
Patrice Martin	1992
Stacy Kraiza	1993
Autumn Rademacher	1994
Faith Cyr	1995
Shafarrah Hill	1997
Crystal Thorne	1998
Carrie Banks	1999
Molly Peterman	2000, 2002
Shari Hill	2001
Nicole Anaejionu	2004
Joyce Massey	2007
Sandi Brown	2009

NORTH STAR CONFERENCE

Cassandra Pack	1984-86
Regina Pierce	1984 (2nd team)
Daphne Smith	1986

MCC PLAYER OF THE YEAR

Cassandra Pack	1987
----------------	------

**MCC/HORIZON LEAGUE
NEWCOMER OF THE YEAR**

Faith Cyr	1993
Shafarrah Hill	1995
Caitie Goddard	2003

**MCC/HORIZON LEAGUE
ALL-NEWCOMER TEAM**

Cheryl Day	1989
Sharon Miller	1989
Patrice Martin	1990
Stacy Kraiza	1992
Faith Cyr	1993
Michelle DeHaan	1994
Autumn Rademacher	1994
Shafarrah Hill	1994
Stephanie Gray	1997
Shari Hill	1998
Molly Peterman	1999
RanDee Henry	2001
Caitie Goddard	2003

ALL-DEFENSIVE TEAM

Jeanie Hill	1996, 1997
Carrie Banks	1998, 1999, 2000
Crystal Thorne	1998
Michelle James	2001, 2002
Nicole Anaejionu	2004
Melissa Harakas	2005

ALL-TOURNAMENT TEAM

Mandy Chandler	1989
Faith Cyr	1994
Jocelyn Boyd (MVP)	1997
Shafarrah Hill	1997
Autumn Rademacher	1997
Carrie Banks	1999
Michelle James	1999, 2002
Randee Henry	2002
Katie Solner	2003, 2004



Cassandra Pack





#1 - CASSANDRA PACK - 2,037 POINTS

YRS.	GP	FG-FGA	PCT.	FT-FTA	PTS.	AVG.
83-84	26	188-380	.495	77-113	453	17.4
84-85	26	184-361	.510	95-126	463	17.8
85-86	28	219-423	.518	107-137	545	19.5
86-87	26	237-390	.603	101-137	576	22.2
Totals:	106	828-1554	.533	380-513	2037	19.2



#2 - CHERYL WILLIAMS - 1,991 POINTS

YRS.	GP	FG-FGA	PCT.	FT-FTA	PTS.	AVG.
78-79	31	189-377	.501	65-126	443	14.3
79-80	33	227-430	.528	60-92	514	15.6
80-81	30	235-459	.512	65-101	536	17.9
81-82	27	208-404	.514	82-114	498	18.4
Totals:	121	859-1670	.514	272-433	1991	16.5



#3 - AUTUMN RADEMACHER - 1,686 POINTS

YRS.	GP	FG-FGA	PCT.	FT-FTA	PTS.	AVG.
93-94	28	155-400	.388	59-90	425	15.2
94-95	32	155-425	.365	38-61	404	12.6
95-96	27	169-374	.452	82-99	455	16.9
96-97	30	147-349	.421	54-77	402	13.4
Totals:	117	626-1548	.404	233-327	1686	14.4



#4 - MICHELLE JAMES - 1,502 POINTS

YRS.	GP	FG-FGA	PCT.	FT-FTA	PTS.	AVG.
98-99	27	113-280	.404	30-43	311	11.5
99-00	27	101-234	.432	53-73	306	11.3
00-01	29	162-343	.472	84-101	466	16.1
01-02	30	145-384	.378	76-95	419	14.0
Totals:	113	521-1241	.420	243-312	1502	13.3



#5 - LISA BLACKBURN - 1,440 POINTS

YRS.	GP	FG-FGA	PCT.	FT-FTA	PTS.	AVG.
78-79	15	129-268	.481	25-45	283	18.9
79-80	33	235-537	.438	58-80	528	16.0
80-81	30	177-416	.425	99-124	453	15.1
81-82	26	78-207	.377	20-35	176	6.8
Totals:	104	619-1428	.433	202-284	1440	13.8



#6 - FAITH CYR - 1,425 POINTS

YRS.	GP	FG-FGA	PCT.	FT-FTA	PTS.	AVG.
92-93	27	108-247	.437	62-87	278	10.3
93-94	27	140-267	.524	69-101	349	12.9
94-95	30	177-349	.507	87-134	441	14.7
95-96	27	148-256	.578	60-91	357	13.2
Totals:	111	573-1119	.512	278-413	1425	12.8



#7 - PATRICE MARTIN - 1,362 POINTS

YRS.	GP	FG-FGA	PCT.	FT-FTA	PTS.	AVG.
89-90	25	98-263	.373	29-38	271	10.8
90-91	27	109-314	.347	33-42	292	10.8
91-92	29	162-422	.384	52-69	429	14.8
92-93	27	137-368	.372	48-58	370	13.7
Totals:	108	506-1367	.370	162-207	1362	12.6



#8 - MOLLY PETERMAN - 1,329 POINTS

YRS.	GP	FG-FGA	PCT.	FT-FTA	PTS.	AVG.
98-99	27	115-225	.511	72-99	307	11.4
99-00	27	128-256	.500	60-83	316	11.7
00-01	29	116-252	.460	47-66	283	9.8
01-02	30	169-360	.469	62-79	423	14.1
Totals:	113	528-1093	.483	241-327	1329	11.8





#9 - DAPHNE SMITH - 1,320 POINTS

YRS.	GP	FG-FGA	PCT.	FT-FTA	PTS.	AVG.
84-85	28	131-327	.401	31-47	293	10.5
85-86	28	227-543	.418	59-86	513	18.3
86-87	27	202-474	.426	37-48	514	19.0
Totals:	83	560-1344	.417	127-181	1320	15.9



#10 - REGINA PIERCE - 1,287 POINTS

YRS.	GP	FG-FGA	PCT.	FT-FTA	PTS.	AVG.
81-82	26	156-352	.443	51-65	363	13.9
82-83	15	102-240	.425	25-45	229	15.3
83-84	24	179-394	.454	52-70	410	17.1
84-85	18	120-283	.424	45-66	285	15.8
Totals:	83	557-1269	.439	173-246	1287	15.5



#11 - SHARI HILL - 1,255 POINTS

YRS.	GP	FG-FGA	PCT.	FT-FTA	PTS.	AVG.
97-98	28	77-213	.362	29-45	200	7.1
98-99	28	111-286	.388	50-66	310	11.1
99-00	27	117-313	.374	47-55	331	12.3
00-01	29	150-365	.411	47-66	414	14.3
Totals:	112	455-1177	.389	173-232	1255	11.2



#12 - JEANIE HILL - 1,199 POINTS

YRS.	GP	FG-FGA	PCT.	FT-FTA	PTS.	AVG.
94-95	32	91-266	.342	30-47	248	7.8
95-96	24	99-225	.440	30-42	240	10.0
96-97	29	135-307	.440	46-54	352	12.1
97-98	28	133-353	.377	53-56	359	12.8
Totals:	113	458-1151	.398	149-199	1199	10.6



#13 - MANDY CHANDLER - 1,181 POINTS

YRS.	GP	FG-FGA	PCT.	FT-FTA	PTS.	AVG.
87-88	25	51-166	.307	43-66	145	5.8
88-89	28	102-292	.349	82-113	286	10.2
89-90	27	112-325	.345	91-129	316	11.7
90-91	28	144-348	.414	146-200	434	15.5
Totals:	108	409-1131	.362	362-508	1181	10.9



#14 - LINDSAY PASQUINO - 1,143 POINTS

YRS.	GP	FG-FGA	PCT.	FT-FTA	PTS.	AVG.
02-03	24	43-161	.267	15-19	126	5.3
03-04	28	107-299	.358	27-33	277	9.9
04-05	29	138-343	.402	43-55	388	13.4
05-06	28	132-314	.420	26-41	352	12.6
Totals:	109	420-1117	.376	111-148	1143	10.5




#15 - KATIE SOLNER - 1,038 POINTS

YRS.	GP	FG-FGA	PCT.	FT-FTA	PTS.	AVG.
02-03	30	78-169	.462	47-58	215	7.5
03-04	29	72-168	.429	56-75	218	7.5
04-05	29	117-294	.398	78-103	344	11.9
05-06	28	92-210	.438	44-58	261	9.3
Totals:	116	359-841	.427	225-294	1038	8.9



#16 - MARY LILLIE - 1,033 POINTS

YRS.	GP	FG-FGA	PCT.	FT-FTA	PTS.	AVG.
78-79	31	83-226	.367	28-42	194	6.3
79-80	33	136-356	.382	58-92	328	9.9
80-81	30	114-320	.356	62-90	290	9.7
81-82	23	96-242	.397	29-48	221	9.6
Totals:	117	429-1144	.375	177-272	1033	8.8





Girls & Women in Sport Day

Feb. 6, 2010
Calihan Hall
Ages: 8-13
FREE!

