


# ALL-TIME RESULTS





**1980-81**  
(12-16, 4-8/T3rd-NWBL)  
Coach: Sue Durrant

N 25	at New Mexico State	W	75-67
N 26	at Texas-El Paso	W	70-50
N 28	at Kansas State~ (No. 15)	L	48-67
N 29	William Penn~	L	53-64
D 5	Utah%	L	65-83
D 6	Lethbridge%	W	86-41
D 9	at Central Washington	W	64-42
D 13	Seattle AAU&	L	51-66
D 15	Weber State	L	68-75
D 31	at Santa Clara	W	94-69
J 2	at San Francisco^ (No. 20)	L	47-63
J 3	Montclair State^	L	53-65
J 7	Gonzaga%	W	98-68
J 10	Washington*	W	70-60
J 15	at Montana#	L	64-74
J 17	at Montana State#	L	59-60
J 23	Eastern Washington#	L	45-52
J 31	Boise State#	W	84-70
F 4	at Seattle	L	60-66
F 5	at Simon Fraser	W	70-63
F 7	at Portland State*	W	62-51
F 11	at Eastern Washington#	W	64-61
F 14	Alaska-Anchorage	W	83-67
F 17	at Idaho	W	73-72
F 20	at Oregon* (No. 14)	L	49-79
F 21	at Oregon State*	L	59-75
F 27	Montana#	L	46-52
F 28	Montana State#	L	70-75 (OT)
M 7	at Boise State#	L	54-58 (OT)
M 10	at Oregon State\$	L	46-86

**1982-83**  
(5-22, 1-11/9th-NorPac)  
Coach: Harold Rhodes

N 20	at Montana	L	59-69
N 22	at Montana State	L	59-72
N 26	Colorado State@	L	48-64
N 27	Simon Fraser@	W	78-50
D 3	Victoria%	L	67-75
D 4	Eastern Washington%	W	71-59
D 10	Utah^	L	63-70
D 11	Texas Christian^	W	84-56
D 17	Montana	L	44-65
J 3	New Mexico	W	68-61
J 6	Creighton\$	L	69-77
J 7	Cal Poly-Pomona\$	L	70-85
J 8	UNLV\$	L	65-93
J 14	at Oregon*	L	53-66
J 15	at Oregon State*	L	57-84
J 20	San Jose State*	L	63-67
J 22	California*	L	66-72
J 29	at Fresno State*	L	65-73
J 31	at Pacific*	L	70-73
F 1	at Stanford	L	64-78
F 5	at Washington*	L	56-57
F 11	at Santa Clara*	W	78-53
F 12	at San Francisco*	L	66-79
F 17	Oregon*	L	70-86
F 19	Oregon State*	L	53-68
F 26	Washington*	L	73-90
M 3	Idaho	L	72-89

@Mark IV Classic, Moscow, Idaho  
%Dial Classic, Pullman, Wash.  
^Boise State Invitational, Boise, Idaho.  
\$UNLV Round Robin Tournament, Las Vegas, Nev.  
\*NorPac Game

**1984-85**  
(9-17, 3-8/6th-NorPac)  
Coach: Harold Rhodes

N 19	at Montana	L	52-75
N 23	Idaho State^	W	95-55
N 24	at Idaho^	L	62-85
N 30	Texas Christian%	W	79-73
D 1	Idaho%	L	51-73
D 7	Idaho State\$	L	69-73 (OT)
D 8	Montana Tech\$	W	89-72
D 14	Boise State	L	41-47
D 18	Montana	L	56-71
D 20	Seattle	W	62-50
J 2	Montana State	W	71-55
J 6	at Wyoming	W	66-47
J 8	at Colorado	L	70-84
J 10	at Colorado State	L	42-70
J 18	at Oregon*	L	50-59
J 19	at Oregon State*	L	53-62
J 24	Santa Clara*	W	74-59
J 26	San Jose State*	W	82-69
F 1	at California*	L	62-79
F 2	at San Francisco*	W	66-56
F 9	Washington* (No. 13/13)	L	66-67
F 14	at Fresno State*	L	53-62
F 16	at Nevada-Reno	L	63-73
F 21	Oregon State*	L	72-76 (OT)
F 23	Oregon*	L	60-69
M 2	at Washington (No. 12/11)	L	62-89

^Thanksgiving Tournament, Moscow, Idaho.  
%Dial Classic, Pullman, Wash.  
\$Bulldog Invitational, Spokane, Wash.  
\*NorPac Game

**1986-87**  
(10-18, 2-16/10th-Pac-10)  
Coach: Harold Rhodes

N 28	San Diego^	W	82-61
N 29	at Idaho^	W	75-62
D 5	Seattle Pacific%	W	89-56
D 6	Gonzaga%	W	75-63
D 9	Eastern Washington	W	85-53
D 12	at Brigham Young	L	85-88
D 13	at Utah	L	56-59
D 19	Idaho	W	63-60
D 31	at Seattle	W	91-65
J 3	at Washington*	L	71-79
J 8	California*	L	66-67
J 10	Stanford*	L	67-71
J 15	at Arizona State*	L	83-95 (OT)
J 17	at Arizona*	L	74-83
J 22	Oregon*	L	55-101
J 24	Oregon State* (No. -/22)	L	68-74
J 29	USC* (No. 15/15)	L	55-95
J 31	UCLA*	L	63-67
F 4	at Gonzaga	W	68-58
F 7	Washington* (No. 20/18)	L	57-91
F 12	at Stanford*	L	61-73
F 14	at California*	L	68-72
F 19	Arizona*	W	70-67
F 21	Arizona State*	W	75-62
F 26	at Oregon State*	L	68-85
F 28	at Oregon* (No. 20/24)	L	70-74
M 5	at UCLA*	L	56-81
M 7	at USC* (No. -/23)	L	55-89

^Vandal Thanksgiving Classic, Moscow, Idaho.  
%Dial Classic, Pullman, Wash.  
\*Pacfic-10 Conference Game

**1981-82**  
(15-14, 8-7/T2nd-NWBL)  
Coach: Sue Durrant

N 23	at San Diego State	L	58-59
N 24	at San Diego	W	66-43
N 27	at USC (No. 5)	L	55-73
N 28	at Long Beach State (No. 6)	L	45-86
D 5	Wyoming%	W	62-51
D 6	Minnesota%	L	68-82
D 10	Idaho	L	65-76
D 11	at Great Falls	W	79-60
D 16	Tennessee@ (No. 14)	L	46-55
D 17	at Portland State@	W	73-41
D 18	Louisiana State@	L	59-78
J 7	Biola	W	54-48
J 9	Eastern Washington*	L	63-67
J 15	Boise State*	W	62-55
J 16	Portland State*	W	73-52
J 22	Montana State*	W	71-60
J 23	Montana*	L	52-57
J 30	Eastern Washington*	W	73-56
F 2	at Alaska-Fairbanks	W	79-45
F 3	at Alaska-Fairbanks	W	74-51
F 5	at Alaska-Anchorage*	W	62-51
F 6	at Alaska-Anchorage*	W	73-38
F 12	at Washington*	L	52-74
F 13	at Portland State*	W	74-59
F 20	Oregon State*	L	52-58
F 22	Oregon* (No. 10)	L	47-64
F 25	at Montana*	L	46-56
F 27	at Montana State*	L	49-68
M 6	at Boise State*	W	77-61

%Dial Classic, Pullman, Wash.  
@Giusti Tournament, Portland, Ore.  
\*NWBL Game

**1983-84**  
(7-18, 2-10/T8th-NorPac)  
Coach: Harold Rhodes

N 26	at Puget Sound	W	94-45
N 29	at Montana	L	55-70
D 2	Portland State%	W	71-63
D 3	Southern Illinois%	L	51-66
D 6	Montana	L	59-77
D 10	Idaho	L	55-66
D 12	at Gonzaga	W	74-61
D 14	at Eastern Washington	L	44-86
D 17	at Pepperdine	L	75-78
D 19	at Fullerton State	L	45-69
D 29	at Idaho	W	66-60
J 10	at Seattle	W	60-46
J 19	Oregon State*	L	49-70
J 21	Oregon*	L	59-63
J 28	at San Jose State*	L	69-78
J 29	at California*	L	61-93
F 2	Fresno State*	L	68-72
F 4	Pacific*	W	90-67
F 9	at Portland	L	58-83
F 11	at Washington*	L	65-66
F 16	Santa Clara*	L	57-61
F 18	San Francisco*	W	66-61
F 23	at Oregon*	L	63-79
F 25	at Oregon State*	L	62-80
M 3	Washington*	L	61-83

%Dial Classic, Pullman, Wash.  
\*NorPac Game

**1985-86**  
(11-17, 4-8/5th-NorPac)  
Coach: Harold Rhodes

N 22	at Seattle Pacific#	W	74-61
N 23	Washington#	L	59-73
N 25	Utah	L	58-72
N 29	at Portland	W	84-71
N 30	at Portland State	W	70-60
D 4	Idaho	L	51-70
D 6	Seattle%	W	66-51
D 7	Brigham Young%	W	73-62
D 13	at Boise State\$	L	60-73
D 14	Oregon State\$	L	64-74
J 2	Stanford&	L	50-61
J 3	at Nevada&	L	55-58
J 4	Boise State&	L	56-69
J 16	at Fresno State*	L	67-76
J 18	at Seattle	W	70-41
J 23	Oregon State*	W	80-77
J 25	Oregon*	L	67-68 (OT)
J 30	San Jose State*	W	84-72
F 1	California*	L	63-68
F 6	Gonzaga	W	82-60
F 8	Washington*	L	53-81
F 13	at Idaho	L	62-76
F 15	Fresno State*	L	59-72
F 21	at Oregon*	L	94-63
F 22	at Oregon State*	W	65-57
F 28	at California*	L	72-79
M 1	at San Jose State*	W	75-74
M 8	at Washington*	L	71-81

#Falcon Tipoff Classic, Seattle, Wash.  
%Dial Classic, Pullman, Wash.  
\$Boise State Holiday Invitational, Boise, Idaho.  
&Converse Holiday Classic, Reno, Nev.  
\*NorPac Game

**1987-88**  
(11-17, 6-12/7th-Pac-10)  
Coach: Harold Rhodes

N 27	at DePaul#	L	69-79
N 28	New Mexico State#	L	68-75
D 4	Idaho\$	W	86-47
D 5	at Eastern Washington\$	W	85-61
D 11	Oral Roberts%	W	94-78
D 12	Bowling Green%	L	73-83 (OT)
D 19	at Montana	L	54-71
D 30	Gonzaga	W	74-50
J 4	at Eastern Washington	W	74-51
J 8	Washington* (No. 17/16)	L	72-81
J 14	Stanford* (No. 10/8)	L	54-59
J 16	California*	W	79-56
J 22	at Oregon State*	L	53-54
J 23	at Oregon*	L	59-78
J 28	UCLA*	W	53-52
J 30	USC* (No. 15/15)	W	77-60
F 4	at Washington* (No. 11/11)	L	58-76
F 6	at Portland State	L	73-76
F 12	at California*	L	69-84
F 13	at Stanford* (No. 10/9)	L	53-66
F 18	Oregon*	L	62-64
F 20	Oregon State*	W	77-64
F 26	at USC* (No. 16/17)	L	64-86
F 27	at UCLA*	L	60-74
M 3	Arizona*	W	90-62
M 5	Arizona State*	L	78-82 (OT)
M 11	at Arizona State*	L	69-86
M 12	at Arizona*	W	70-52

#Coopers & Lybrand Invitational, Chicago, Ill.  
\$Wheatland Classic, Cheney, Wash.  
%Dial Classic, Pullman, Wash.  
\*Pacfic-10 Game

1988-89 (13-15, 6-12/T8th-Pac-10) Coach: Harold Rhodes			1990-91 (18-11, 10-8/4th-Pac-10) Coach: Harold Rhodes			1992-93 (7-20, 3-15/T9th-Pac-10) Coach: Harold Rhodes			1994-95 (16-11, 9-9/6th-Pac-10) Coach: Harold Rhodes		
N 25 Wisconsin-GB@	L	49-62	N 23 Oklahoma^	W	84-50	D 4 Texas Southern%	W	84-64	N 25 at Cal State-Fullerton	W	75-73
N 26 Minnesota@	L	67-97	N 24 at Texas A&M^	W	71-54	D 5 Central Michigan%	W	58-47	N 27 Eastern Washington	W	83-54
D 2 Evansville%	W	82-66	N 30 Temple%	W	91-47	D 7 Wisconsin-GB	W	59-52	D 2 Northern Iowa%	W	112-73
D 3 Ball State%	W	77-64	D 1 Arkansas% (No. 8/8)	L	48-68	D 10 at Gonzaga	L	69-71	D 3 Oklahoma%	L	79-85
D 9 Gonzaga\$	W	79-52	D 7 Idaho\$	W	64-48	D 19 at Weber State	W	66-50	D 8 Boise State	W	66-65
D 10 at Idaho\$	W	60-42	D 8 Gonzaga\$	W	70-59	D 21 at Montana	L	63-68	D 10 at Gonzaga	W	74-65
D 19 Brigham Young	W	97-75	D 12 Weber State	W	79-63	D 31 at Arkansas	L	62-84	D 14 Idaho	W	88-46
D 21 Montana	W	62-60	D 15 Boise State	W	86-56	J 2 at Texas\$ (No. 19/19)	L	51-76	D 28 at Wichita State	W	93-77
D 30 at N. Texas	L	85-87 (OT)	D 30 Montana	L	61-75	J 6 Boise State	L	69-72	D 30 at Kansas State	L	68-88
J 2 at Baylor	W	77-65	J 3 at Arizona State*	L	73-82	J 9 at Washington*	W	75-72 (OT)	J 5 at California*	L	83-87
J 6 at Arizona*	W	82-72	J 5 at Arizona*	W	70-65	J 14 Arizona State*	L	59-70	J 7 at Stanford* (No. 5/5)	L	59-94
J 7 at Arizona State*	L	79-88	J 11 California*	W	77-60	J 16 Arizona*	L	55-64	J 12 UCLA*	W	85-80
J 13 at Stanford* (No. 7/7)	L	60-89	J 13 Stanford* (No. 9/10)	L	74-80	J 21 at Oregon*	W	66-54	J 14 USC* (No. 20/19)	W	62-61
J 14 at California*	L	71-80	J 18 at Oregon State*	W	87-63	J 23 at Oregon State*	L	55-75	J 19 at Oregon*	L	66-84
J 19 Oregon State*	L	63-66	J 20 at Oregon*	W	102-69	J 28 Stanford* (No. 5/4)	L	44-78	J 21 at Oregon State*	L	71-80
J 21 Oregon*	W	80-77	J 26 at Washington* (No. 16/15)	L	61-77	J 30 California* (No. 22/25)	L	65-75	J 28 at Washington* (No. 15/16)	L	64-82
J 27 UCLA*	L	69-82	F 1 USC*	W	74-47	F 5 at USC* (No. 15/15)	L	63-69	F 2 Arizona*	W	78-72
J 29 USC*	W	85-69	F 3 UCLA*	W	78-77	F 7 at UCLA*	L	75-82	F 4 Arizona State*	W	82-70
F 4 at Washington*	L	64-84	F 7 at Stanford* (No. 8/8)	L	63-93	F 11 at Arizona*	L	64-72	F 10 at USC* (No. 22/20)	L	64-92
F 9 California*	W	92-89	F 9 at California*	L	80-86	F 13 at Arizona State*	L	68-88	F 12 at UCLA*	L	57-71
F 11 Stanford* (No. 4/5)	L	67-89	F 15 Oregon*	W	76-72	F 18 Oregon State*	W	68-67	F 17 Oregon*	L	75-81
F 17 at Oregon*	L	76-87 (OT)	F 17 Oregon State*	W	61-59	F 20 Oregon*	L	75-88	F 19 Oregon State* (No. 21/20)	W	84-79
F 18 at Oregon State*	W	68-66	F 21 at Southern Utah	W	75-58	F 25 at California*	L	65-79	F 25 Washington* (No. 14/14)	W	72-67
F 23 at UCLA*	L	72-91	F 23 Washington* (No. 10/9)	L	56-69	F 27 at Stanford* (No. 10/9)	L	56-100	M 2 at Arizona State*	W	74-66
F 24 at USC*	L	67-87	M 1 at UCLA*	L	70-78	M 4 UCLA*	L	74-77	M 4 at Arizona*	W	83-65
M 4 Washington*	L	63-69	M 3 at USC*	L	51-69	M 6 USC* (No. 15/14)	L	52-55	M 9 Stanford* (No. 5/4)	L	47-81
M 9 Arizona State*	W	71-60	M 7 Arizona*	W	85-75	M 13 Washington*	L	62-77	M 11 California*	W	78-64
M 11 Arizona*	L	68-74	M 9 Arizona State*	W	69-58	%Dial Classic, Pullman, Wash.			%Dial Classic, Pullman, Wash.		
@Husker Invitational, Lincoln, Neb.			M 13 Northwestern& (No. 22/19)	L	62-82	\$Pac-10/SWC Challenge, Austin, Texas.			*Pacific-10 Game		
%Dial Classic, Pullman, Wash.			^Texas A&M Classic, College Station, Texas.			%Pacific-10 Game					
SWheatland Classic, Moscow, Idaho.			%Dial Classic, Pullman, Wash.								
*Pacific-10 Game			SWheatland Classic, Pullman, Wash.								
			&NCAA Tournament, Evanston, Ill.								
1989-90 (17-11, 9-9/4th-Pac-10) Coach: Harold Rhodes			1991-92 (12-15, 5-13/8th-Pac-10) Coach: Harold Rhodes			1993-94 (8-19, 3-15/8th-Pac-10) Coach: Harold Rhodes			1995-96 (17-12, 8-10/6th-Pac-10) Coach: Harold Rhodes		
N 24 at Hawaii^	L	63-82	N 22 Gonzaga\$	W	88-37	N 26 at Montana State	L	71-84	N 24 at Hawaii^	L	69-76
N 25 Toledo^	W	76-67	N 23 at Eastern Washington\$	W	86-58	N 28 at Boise State	L	61-77	N 25 Fairfield^	W	72-46
N 26 Southern Illinois^	W	51-47	N 29 at Butler	L	62-69	D 3 St. John's%	W	71-65	N 26 NC State^ (No. 13/16)	L	64-92
D 1 Pacific%	W	69-60	D 1 at Evansville	W	76-75	D 4 Wichita State%	W	73-67	D 1 SE Missouri State%	W	89-50
D 2 Montana State%	W	74-51	D 6 Iowa State%	W	67-57	D 11 Gonzaga	W	69-60	D 2 Oral Roberts%	W	84-54
D 8 Eastern Washington\$	W	83-56	D 7 Texas A&M%	W	76-61	D 17 at Idaho	W	70-62	D 8 at Boise State	W	69-66
D 9 Idaho\$	W	74-45	D 14 at Boise State	W	79-77 (OT)	D 20 Butler^	L	58-75	D 12 at Idaho	W	72-71
D 15 at Brigham Young	W	75-72	D 21 Idaho State	W	92-50	D 21 SW Louisiana^	W	72-56	D 15 Eastern Washington	W	86-66
D 16 at Southern Utah State	W	76-71	J 4 Texas Tech^	L	63-75	J 6 California*	W	88-82	D 29 NE Illinois\$	W	70-60
D 30 at Montana	L	69-82	J 9 Arizona*	W	77-62	J 8 Stanford* (No. 9/9)	L	67-82	D 30 at Houston\$	W	86-72
J 4 Arizona State*	W	92-80	J 11 Arizona State*	W	80-78	J 13 at UCLA*	L	76-108	J 5 at UCLA*	L	75-85
J 6 Arizona*	W	72-53	J 16 at Oregon*	L	54-69	J 15 at USC* (No. 9/9)	L	70-101	J 7 at USC*	W	90-86
J 11 at California*	L	64-91	J 18 at Oregon State*	L	69-81	J 20 Oregon*	L	69-70	J 11 Oregon*	W	72-59
J 13 at Stanford* (No. 2/2)	L	70-92	J 23 Stanford* (No. 3/3)	L	71-89	J 22 Oregon State*	W	82-77	J 13 Oregon State* (No. 11/10)	W	64-63
J 18 Oregon State*	W	100-57	J 25 California* (No. 21/23)	W	83-76	J 29 Washington* (No. 18/19)	L	69-85	J 15 at Oral Roberts	W	83-59
J 20 Oregon*	L	65-68	F 2 at USC*	L	65-71 (OT)	F 3 at Arizona*	L	71-82	J 20 Washington*	L	76-93
J 27 Washington* (No. 8/8)	L	54-85	F 2 at UCLA*	L	75-80	F 5 at Arizona State*	L	Forfeit	J 25 at California*	W	90-77
F 1 at USC*	W	70-59	F 7 Washington* (No. 19/22)	L	68-73	F 8 USC* (No. 4/4)	L	62-82	J 27 at Stanford* (No. 6/3)	L	50-66
F 3 at UCLA*	L	74-84	F 13 Oregon State*	W	77-74 (OT)	F 12 UCLA*	L	74-81	F 1 Arizona State*	W	93-77
F 8 Stanford* (No. 2/2)	L	64-90	F 15 Oregon*	L	60-65	F 17 at Oregon State*	L	76-81	F 3 Arizona*	W	71-65
F 10 California*	W	87-67	F 20 at California*	L	58-69	F 19 at Oregon*	L	62-80	F 8 at Oregon St.* (No. 16/15)	L	50-87
F 15 at Oregon*	L	71-80	F 22 at Stanford* (No. 6/6)	L	63-86	F 26 at Washington* (No. 20/20)	L	64-89	F 10 at Oregon*	L	49-58
F 17 at Oregon State*	L	63-69	F 27 UCLA*	L	68-86	M 3 Arizona State*	L	76-77	F 17 at Washington*	L	60-78
F 24 at Washington* (No. 5/6)	L	57-79	F 29 USC*	L	63-67	M 5 Arizona*	L	68-71	F 22 Stanford* (No. 4/3)	L	63-87
M 1 UCLA*	W	84-72	M 7 at Washington*	L	73-80	M 10 at Stanford* (No. 11/10)	L	58-87	F 24 California*	L	83-91
M 3 USC*	W	73-64	M 12 at Arizona State*	L	61-86	M 12 at California*	W	77-62	F 29 at Arizona*	W	76-67
M 8 at Arizona*	W	87-72 (OT)	M 14 at Arizona*	W	81-73	%Dial Classic, Pullman, Wash.			M 2 at Arizona State*	L	80-88
M 10 at Arizona State*	W	67-66	SWheatland Classic, Cheney, Wash.			%Dial Classic, Pullman, Wash.			M 7 USC*	L	81-87
^Rainbow Wahine Classic, Honolulu, Hawaii.			%Dial Classic, Pullman, Wash.			%Dial Classic, Pullman, Wash.			M 9 UCLA*	W	88-81 (OT)
%Dial Classic, Pullman, Wash.			^Pac-10/SWC Challenge, Seattle, Wash.			%Pacific-10 Game			^Wahine Classic, Honolulu, Hawaii.		
SWheatland Classic, Spokane, Wash.			%Pacific-10 Game						\$Hobby Hilton Lady Cougar Classic, Houston, Texas.		
*Pacific-10 Game									*Pacific-10 Game		



1996-97 (10-17, 4-14/8th-Pac-10) Coach: Harold Rhodes		1998-99 (11-16, 5-13/8th-Pac-10) Coach: Harold Rhodes		2000-01 (11-17, 6-12/9th-Pac-10) Coach: Jenny Przekwas		2002-03 (2-26, 1-17/10th-Pac-10) Coach: Sherri Murrell	
N 22 Colorado State	L 63-84	N 20 Appalachian State	W 96-77	N 21 at American	W 59-52	N 22 Wyoming	L 51-82
N 30 at Gonzaga	W 85-55	N 21 at Vermont	W 88-70	N 25 George Washington	L 62-76	N 25 at Montana State	L 55-81
D 6 Fresno State	W 69-68	N 24 Wyoming	W 94-49	N 26 Vermont	W 69-47	N 29 LSU# (No. 3/3)	L 50-87
D 7 Weber State	W 85-68	D 4 Bowling Green	W 71-63	N 30 Brigham Young	L 58-90	N 30 Virginia Tech#	L 50-72
D 10 Idaho	W 78-68	D 5 Colorado	W 81-76	D 2 Idaho	W 68-52	D 4 Eastern Washington	L 63-77
D 21 Clemson^ (No. 22/22)	L 63-73	D 8 Idaho	L 79-86	D 8 Portland#	L 63-68	D 11 at Gonzaga	L 57-77
D 22 at Boise State^	W 79-78 (OT)	D 10 Utah	L 70-81 (OT)	D 9 Toledo#	L 61-77	D 14 at Montana	L 53-57
D 28 at Weber State	L 71-77	D 18 Gonzaga	W 75-70	D 17 Gonzaga	W 74-56	D 21 Utah	L 50-85
J 2 UCLA*	L 73-77	D 21 at St. Mary's	L 73-78	D 29 Samford	W 76-49	D 28 Washington*	L 69-77
J 4 USC*	L 63-70	J 4 at Washington*	L 69-91	D 30 at Montana	L 66-80	J 3 at USC*	L 44-92
J 9 at Oregon*	L 46-80	J 7 Arizona*	W 87-77	J 4 USC*	W 79-78	J 5 at UCLA*	L 51-93
J 11 at Oregon State*	L 58-77	J 9 Arizona State*	L 54-63	J 6 UCLA*	W 74-52	J 9 Arizona* (No. 18/18)	L 65-86
J 13 Southern Utah	W 109-79	J 15 at Oregon State*	L 54-57	J 11 at Arizona* (No. 22/24)	L 58-97	J 11 Arizona State*	L 58-66
J 18 at Washington*	L 56-78	J 17 at Oregon*	L 64-72	J 13 at Arizona State*	L 70-83	J 16 at Stanford* (No. 6/5)	L 56-85
J 23 California*	W 79-53	J 21 Stanford*	L 65-77	J 18 Oregon State*	L 46-64	J 18 at California*	L 61-73
J 25 Stanford* (No. 3/2)	L 75-84	J 23 California*	W 73-54	J 20 Oregon* (No. 18/18)	W 67-64	J 23 Oregon State*	L 62-65
J 30 at Arizona State*	W 86-78	J 28 at USC*	W 65-58	J 25 at California*	L 56-69	J 25 Oregon*	L 69-73
F 1 at Arizona*	L 46-76	J 30 at UCLA* (No. 8/9)	L 70-100	J 27 at Stanford*	L 67-84	J 30 UCLA*	L 70-86
F 6 Oregon State*	L 60-70	F 4 at Arizona State*	L 66-80	F 3 Washington*	L 71-91	F 1 USC*	L 36-89
F 8 Oregon*	L 52-62	F 6 at Arizona*	L 64-85	F 8 Arizona State* (No. 23/-)	L 72-74	F 6 at Arizona State*	L 52-70
F 15 Washington*	L 45-65	F 11 Oregon* (No. 23/24)	L 54-65	F 10 Arizona* (No. 22/19)	W 93-86	F 8 at Arizona* (No. /25)	L 50-80
F 20 at Stanford* (No. 3/2)	L 45-82	F 13 Oregon State*	W 70-52	F 15 at Oregon*	W 77-76	F 13 California*	W 67-64
F 22 at California*	W 83-70	F 18 at California*	L 68-83	F 17 at Oregon State*	L 60-94	F 15 Stanford* (No. 6/6)	L 41-84
F 27 Arizona*	L 53-62	F 20 at Stanford*	L 54-77	F 22 Stanford*	L 78-87	F 20 at Oregon*	L 52-85
M 1 Arizona State*	W 84-70	F 25 UCLA* (No. 12/13)	L 70-104	F 24 California*	W 74-59	F 22 at Oregon State*	L 46-62
M 6 at USC*	L 59-101	F 27 USC*	W 63-51	M 3 at Washington*	L 64-80	F 27 Idaho	W 82-53
M 8 at UCLA*	L 63-85	M 6 Washington*	L 70-72	M 8 at UCLA*	L 61-93	M 1 at Washington* (No. 25/-)	L 49-73
%Dial Classic, Pullman, Wash.		\$Howard Bank Classic, Burlington, Vt.		M 10 at USC*	L 51-84	M 7 USC^	L 46-53
^Coca-Cola Holiday Invitational, Boise, Idaho.		%Cougar Shootout, Pullman, Wash.		@Rutgers Coca-Cola Classic, Piscataway, N. J.		#FIU/Herald Thanksgiving, Miami, Fla.	
*Pacific-10 Game		*Pacific-10 Game		#Cougar Shootout, Spokane, Wash.		*Pacific-10 Game	
				&Lady Griz Holiday Classic, Missoula, Mont.		^Pac-10 Tournament, San Jose, Calif.	
				*Pacific-10 Game			
1997-98 (12-15, 6-12/7th-Pac-10) Coach: Harold Rhodes		1999-2000 (4-24, 1-17/10th-Pac-10) Coach: Jenny Przekwas		2001-02 (2-27, 0-18/10th-Pac-10) Coach: Jenny Przekwas		2003-04 (6-22, 2-16/10th-Pac-10) Coach: Sherri Murrell	
N 21 at Colorado State	L 71-83	N 20 at Utah	L 49-65	N 17 at Hawaii^	L 50-65	N 21 Fresno State	W 69-51
N 23 at Wyoming	W 70-68	N 26 Western Michigan@	L 65-68	N 18 Texas A&M^	L 56-71	N 24 at Wyoming	W 59-50
N 28 at Gonzaga	W 78-59	N 27 Wright State@	W 66-44	N 24 at Brigham Young	L 67-94	N 26 at Eastern Washington	W 59-58
D 5 Northwestern State%	W 90-63	D 4 Eastern Washington	W 61-60	N 26 Portland State	W 55-49	N 29 at Baylor	L 39-76
D 6 Boise State%	W 65-57	D 8 at Gonzaga	L 68-82	N 29 Gonzaga	W 80-72	D 4 Nebraska	L 56-64
D 9 at Idaho	L 51-62	D 12 at Idaho	L 45-68	D 1 Montana	L 51-75	D 6 Utah Valley State	W 56-49
D 19 Nevada^	W 67-52	D 19 at Toledo	L 59-79	D 5 at Idaho	L 72-89 (OT)	D 13 at Utah (No. 21/22)	L 51-61
D 20 Oregon^	L 71-94	D 20 at Bowling Green	W 79-71	D 7 Michigan# (No. 16/16)	L 59-81	D 20 at Idaho	L 57-72
D 21 Mississippi State^	W 61-59	D 28 UCSB (No. 23/22)	L 73-89	D 9 Indiana#	L 37-64	D 22 San Diego State	L 56-63
J 3 Washington* (No. 8/11)	L 58-73	D 30 St. Mary's	L 59-83	D 16 Montana State	L 68-75	D 27 at Oregon State*	L 61-68
J 8 at Arizona* (No. 10/10)	W 64-61	J 7 at USC*	L 61-71	D 21 at Washington*	L 64-98	D 29 at Arizona* (No. /25)	L 51-78
J 10 at Arizona State*	L 60-80	J 9 at UCLA* (No. 17/17)	L 60-87	D 28 at Oregon State*	L 33-57	J 2 Stanford* (No. 9/7)	L 69-90
J 15 Oregon State*	W 69-57	J 13 Arizona* (No. 20/18)	L 68-83	D 30 at Oregon*	L 47-76	J 4 California*	L 71-85
J 17 Oregon*	L 57-62	J 15 Arizona State*	L 54-64	J 4 USC*	L 66-87	J 9 at UCLA*	L 58-78
J 22 at Stanford* (No. 13/14)	L 53-91	J 20 at Oregon State*	L 52-72	J 6 UCLA*	L 64-76	J 11 at USC*	L 52-82
J 24 at California*	W 72-65	J 22 at Oregon*	L 65-77	J 10 at Arizona*	L 57-107	J 15 Oregon State*	L 51-62
J 29 USC*	L 48-57	J 27 California*	W 72-65	J 12 at Arizona State*	L 40-68	J 17 Oregon*	L 50-60
J 31 UCLA*	L 70-76	J 29 Stanford* (No. 24/25)	L 67-83	J 17 Stanford* (No. 4/4)	L 57-104	J 24 at Washington*	L 54-72
F 5 Arizona State*	L 70-79	F 6 at Washington*	L 55-56	J 19 California*	L 50-62	J 29 at California*	W 64-59
F 7 Arizona* (No. 8/9)	L 66-71	F 10 at Arizona State*	L 53-73	J 25 Washington*	L 68-75	J 31 at Stanford* (No. 8/8)	L 67-91
F 12 at Oregon*	L 51-61	F 12 at Arizona* (No. 16/14)	L 52-81	F 1 at UCLA*	L 55-79	F 5 USC*	L 47-83
F 14 at Oregon State*	W 75-67	F 17 Oregon*	L 68-73	F 3 at USC*	L 38-79	F 7 UCLA*	L 57-78
F 19 California*	W 87-64	F 19 Oregon State*	L 62-65	F 7 Arizona State*	L 56-75	F 12 at Oregon*	L 52-74
F 21 Stanford* (No. 5/6)	L 74-92	F 24 Stanford*	L 73-78	F 9 Arizona*	L 60-106	F 14 at Oregon State*	L 55-65
F 27 at UCLA*	L 74-80	F 26 at California*	L 59-65	F 14 at California*	L 63-76	F 21 Washington*	L 64-82
M 1 at USC*	W 68-65	M 4 Washington*	L 56-64	F 16 at Stanford* (No. 2/2)	L 50-76	F 26 Arizona*	L 72-77
M 7 at Washington*	L 63-81	M 9 UCLA*	L 86-96	F 21 at Oregon*	L 47-88	F 28 Arizona State*	W 75-72
%Dial Classic, Pullman, Wash.		M 11 USC*	L 59-62	F 23 at Oregon State*	L 52-74	M 5 Oregon State^	L 43-67
^Kona Classic, Hilo, Hawaii.		@Coors Classic, Boulder, Colo.		M 1 at Oregon%	L 67-85	*Pacific-10 Game	
*Pacific-10 Game		*Pacific-10 Game		^Waikiki Beach Marriott Resort Classic, Honolulu, Hawaii.		^Pac-10 Tournament, San Jose, Calif.	
				#Pac-10/Big Ten Challenge, Seattle, Wash.			
				*Pacific-10 Game			
				% Pac-10 Tournament			

2004-05 (6-22, 2-16/9th-Pac-10) Coach: Sherri Murrell			2006-07 (5-24, 1-17/10th-Pac-10) Coach: Sherri Murrell			2008-09 (11-19, 4-14/8th-Pac-10) Coach: June Daugherty			2010-11 (8-23, 6-12/8th-Pac-10) Coach: June Daugherty		
N 19	Boise State	W 61-48	N 10	at Kentucky# (No. 15/16)	L 51-80	N 16	at Texas Tech	L 69-82	N 12	at Saint Mary's	L 69-73
N 22	at Nebraska	L 61-78	N 12	vs Wake Forest#	L 37-45	N 20	at Boise State	W 85-76	N 14	at UC Davis	L 38-77
N 26	at Saint Mary's#	W 70-58	N 17	Sacramento State	W 79-65	N 23	Montana State	W 78-66	N 18	at Portland	L 80-91
N 27	Tennessee-Chattanooga#	L 36-84	N 22	at Portland	L 56-67	N 28	Northern Colorado \$	W 79-86	N 22	Nebraska (No. 24/20)	L 79-87
D 3	Portland State	W 69-39	N 25	at Santa Clara	L 72-80	N 30	at San Francisco \$	W 82-71	N 26	vs. North Carolina \$ (No. 14/15)	L 55-93
D 9	at Fresno State	L 61-65	N 30	Montana State	L 64-70	D 5	Long Beach State	W 68-50	N 27	vs. Long Beach State \$	W 87-63
D 11	at San Diego State	W 55-50	D 2	Eastern Washington	W 76-70	D 7	Wisconsin-Milwaukee	W 73-52	N 28	vs. Gonzaga \$	L 65-67
D 18	Eastern Washington	L 53-54	D 5	at San Jose State	W 72-61	D 14	at Idaho	W 53-50	D 5	Nevada	W 67-54
D 21	Valparaiso	L 50-56	D 8	Montana	L 60-71	D 19	at Hawaii	W 66-48	D 7	South Dakota State	L 61-72
D 27	Arizona State* (No. 21/23)	L 39-67	D 17	Northwestern State	W 72-70 (OT)	D 22	at Hawaii	L 59-65	D 11	at Gonzaga	L 75-93
D 29	Arizona*	L 51-54	D 21	at Oregon State*	W 58-41	D 28	Kansas State (No. 22/18)	L 58-74	D 18	at Wyoming	L 43-63
J 2	at Stanford* (No. 8/8)	L 39-72	D 23	at Oregon*	L 55-66	J 3	at Washington*	L 58-71	D 21	at San Deigo State	L 57-66
J 4	at California*	L 56-64	D 29	UCLA*	L 71-74	J 8	at California* (No. 13/9)	L 45-68	D 31	USC*	L 57-62
J 7	UCLA* (No. 22/23)	L 69-89	D 31	USC*	L 56-62	J 10	at Stanford* (No. 11/7)	L 53-102	J 2	UCLA* (No. 8/9)	L 55-80
J 9	USC*	L 75-77 (OT)	J 4	at Arizona St.* (No. 13/14)	L 44-89	J 15	Oregon State*	W 65-52	J 6	at Oregon*	L 72-77
J 13	at Oregon State*	L 55-83	J 6	at Arizona*	L 57-59	J 17	Oregon*	L 41-57	J 8	at Oregon State*	W 58-50
J 15	at Oregon*	L 50-69	J 11	California* (No. 22/22)	L 48-55	J 22	at UCLA*	L 48-83	J 14	California*	W 77-63
J 22	Washington*	L 61-68	J 13	Stanford* (No. 10/10)	L 55-63	J 24	at USC*	L 57-78	J 16	Stanford* (No. 4/4)	L 50-94
J 27	California*	W 79-69	J 20	at Washington*	L 64-86	J 29	Arizona State*	L 47-66	J 20	at Arizona State*	W 70-65
J 29	Stanford* (No. 4/2)	L 56-69	J 26	at USC*	L 47-65	J 31	Arizona*	W 68-58	J 22	at Arizona*	L 58-64
F 3	at USC*	L 62-69	J 28	at UCLA*	L 70-73	F 6	Stanford* (No. 7/6)	L 46-76	J 30	at Washington*	L 52-64
F 6	at UCLA*	L 63-68	F 1	Arizona*	L 51-55	F 8	California* (No. 3/3)	L 57-77	F 3	Oregon State*	W 67-54
F 10	Oregon*	L 47-62	F 3	Arizona State* (No. 12/10)	L 41-66	F 12	at Oregon*	W 58-45	F 5	Oregon*	W 96-90
F 12	Oregon State*	W 68-63	F 8	at Stanford* (No. 11/11)	L 34-60	F 14	at Oregon State*	L 42-52	F 10	at Stanford* (No. 3/3)	L 59-100
F 19	at Washington*	L 72-76	F 10	at California* (No. 20/20)	L 45-72	F 20	USC*	L 57-68	F 12	at California*	W 68-66
F 24	at Arizona*	L 60-89	F 17	Washington*	L 49-81	F 22	UCLA*	L 50-65	F 17	Arizona*	L 61-78
F 26	at Arizona State*	L 40-59	F 22	Oregon*	L 34-51	F 26	at Arizona*	W 63-56	F 19	Arizona State*	L 47-55
M 4	California^	L 52-70	F 24	Oregon State*	L 61-66	F 28	at Arizona State* (No.24/-)	L 35-76	F 26	Washington*	L 48-65
#Hilton Concord Thanksgiving Classic, Moraga, Calif.			M 2	vs UCLA^	L 58-72	M 6	Washington*	L 55-62	M 3	at USC*	L 67-74
*Pacific-10 Game			#Women's Sports Foundation Classic (Lexington, Ky.)		M 12	Arizona #	L 72-79	M 5	at UCLA* (No. 9/9)	L 48-66	
^Pac-10 Tournament, San Jose, Calif.			*Pacific-10 Game		\$odwalla Classic (San Francisco)		M 9	vs. USC#	L 66-78		
			^Pac-10 Tournament (San Jose, Calif.)		* Pacific-10 Game		\$ Waikiki Beach Marriott Rainbow Wahine Showdown (Honolulu)				
					# Pac-10 Tournament (Los Angeles)		* Pacific-10 Game				
							# Pac-10 Tournament (Los Angeles - Galen Center)				
2005-06 (8-20, 2-16/10th-Pac-10) Coach: Sherri Murrell			2007-08 (5-25, 2-16/10th-Pac-10) Coach: June Daugherty			2009-10 (8-22, 3-15/9th-Pac-10) Coach: June Daugherty			2011-12 (13-20, 5-13/11th-Pac-12) Coach: June Daugherty		
N 18	Pepperdine	W 66-57	N 9	Portland	L 40-70	N 15	UC Davis	W 64-54	N 11	at Penn State ^ (No. 12/14)	L 60-72
N 20	Saint Mary's	W 53-43	N 13	Santa Clara	L 52-62	N 20	at Kansas State	L 63-70	N 13	vs. UNC-Wilmington	W 72-60
N 25	at Hawaii#	L 63-68	N 18	at Eastern Washington	W 70-59	N 22	at Nebraska	L 54-107	N 18	at Wisconsin	W 69-51
N 26	Idaho State#	W 74-51	N 23	North Carolina State \$	L 51-77	N 28	vs. Bradley \$	W 80-66	N 20	at South Dakota State	L 58-63
N 27	Cal State Northridge#	W 65-64	N 24	Alabama \$	L 37-66	N 29	vs. Boise State \$	L 64-68	N 24	vs. Marquette \$	W 65-52
D 2	Cal State Northridge	W 68-55	N 28	Idaho	W 67-49	D 3	Saint Mary's	L 70-80	N 25	vs. Michigan \$	L 39-69
D 4	at Boise State	W 80-76 (OT)	D 1	Texas Tech	L 45-89	D 5	Wyoming	W 63-50	N 26	vs. Prairie View A&M \$	W 90-52
D 10	at Minnesota (No. 14/14)	L 57-83	D 9	Boise State	L 64-71	D 11	at Montana State	W 73-61	N 30	Gonzaga (RV/ No. 24)	L 69-71
D 20	Stanford* (No. 10/11)	L 56-76	D 16	San Jose State	W 78-72 (OT)	D 13	Portland	L 53-79	D 2	San Diego State	W 65-50
D 22	California*	L 47-53	D 18	at Montana	L 54-74	D 19	San Francisco &	W 74-57	D 11	UC Riverside	W 74-35
D 29	at Arizona*	L 52-61	D 21	at Long Beach State	L 55-61	D 22	at Nevada	L 54-75	D 19	Louisville (No. 14/13)	L 71-75
D 31	at Arizona St.* (No. 11/10)	L 47-72	D 28	at Stanford* (No. 2/2)	L 47-105	J 1	at Oregon State*	L 49-63	D 22	at Ohio State (No. 11/13)	L 57-79
J 3	at Eastern Washington	L 54-57	D 30	at California* (No. 11/11)	L 44-99	J 3	at Oregon*	L 92-98	D 29	at Oregon*	W 75-47
J 7	Washington*	L 70-73	J 4	Washington*	L 46-61	J 7	Arizona*	L 60-67	D 31	at Oregon State *	W 61-54 (2OT)
J 12	USC*	L 60-81	J 10	USC*	L 58-62	J 9	Arizona State* (No. -/24)	L 59-64	J 5	Utah *	W 60-43
J 14	UCLA*	L 63-73	J 12	UCLA*	L 56-76	J 14	at Stanford* (No. 2/2)	L 43-80	J 7	Colorado *	L 56-57
J 19	at Oregon*	L 50-54	J 17	at Oregon*	L 45-64	J 16	at California*	L 68-75	J 14	Washington *	L 51-50
J 21	at Oregon State*	L 67-68 (OT)	J 19	at Oregon State*	L 35-60	J 21	UCLA*	L 56-59	J 19	at Stanford* (No. 4/4)	L 41-75
J 26	Arizona State* (No. 19/18)	L 65-75	J 24	Arizona*	L 63-73	J 23	USC*	L 51-61	J 22	at California *	L 55-60
J 28	Arizona*	W 84-77	J 26	Arizona State*	L 40-59	J 29	Washington	L 70-76 (OT)	J 26	Arizona State *	L 46-63
F 5	at Washington*	L 57-83	F 3	at Washington*	L 40-84	F 4	at Arizona*	L 66-73	J 28	Arizona *	W 78-68
F 9	at UCLA*	L 50-77	F 8	at UCLA*	L 56-68	F 6	at Arizona State*	W 66-62	F 2	at USC *	L 62-67
F 11	at USC*	L 67-75	F 10	at USC*	L 46-64	F 12	California*	L 44-62	F 4	at UCLA *	L 52-63
F 16	Oregon State*	L 50-59	F 15	Oregon State*	W 56-52	F 14	Stanford* (No. 2/2)	L 67-98	F 9	Oregon State *	L 39-51
F 18	Oregon*	W 68-53	F 17	Oregon*	L 67-70	F 18	at USC*	W 65-52	F 11	Oregon *	L 62-67
F 23	at California*	L 51-61	F 21	at Arizona State*	L 30-59	F 20	at UCLA*	L 58-93	F 16	at Arizona *	L 51-90
F 25	at Stanford* (No. 15/15)	L 47-78	F 23	at Arizona*	W 67-54	F 27	at Washington*	L 54-70	F 18	at Arizona State *	L 42-47
M 3	Oregon State^	L 38-77	F 29	California* (No. 9/9)	L 47-61	M 5	Oregon*	W 67-53	F 26	at Washington *	L 56-60
#Rainbow Wahine Classic, Honolulu, Hawaii.			M 2	Stanford* (No. 7/7)	L 52-74	M 7	Oregon State*	L 45-50	M 1	UCLA *	W 76-65
*Pacific-10 Game			M 7	Oregon#	L 45-66	M 11	vs. Arizona#	L 60-62	M 3	USC *	L 54-65
^Pac-10 Tournament, San Jose, Calif.			\$ Junkanoo Jam, Freeport (Grand Bahamas)		\$ Lady Rebel Round-up (Las Vegas)		M 7	vs. Oregon State #	W 65-56		
			* Pacific-10 Game		* Kennawick, Wash.		M 8	vs. USC #	W 69-55		
			# Pac-10 Tournament (San Jose, Calif.)		* Pacific-10 Game		M 9	vs. California #	L 49-64		
					# Pac-10 Tournament (Los Angeles)		^ Lady Lion Classic (University Park, Pa.)				
							\$ Paradise Jam Tournament (St. Thomas, U.S. Virgin Islands)				
							* Pac-12 Game				
							# Pac-12 Tournament				
							(Los Angeles - Galen Center, Staples Center)				



**2012-13**

(11-20, 6-12/8th-Pac-12)

Coach: June Daugherty

N 10	at Minnesota ^	L	83-87 (OT)
N 11	vs. South Dakota State ^	L	56-65 (20T)
N 16	Monmouth	W	79-69
N 18	Wisconsin	L	44-52
N 24	BYU	W	67-52
N 28	at UC Riverside	L	65-71
N 30	at Fresno State	L	59-82
D 15	Ohio State (No. 20/19)	W	62-55
D 18	at Louisville (No. 14/13)	L	39-75
D 21	at Syracuse	L	51-64
D 29	at Gonzaga	W	57-51
J 4	Arizona *	L	65-71
J 6	Arizona State *	W	77-65
J 11	at UCLA (14/15) *	L	52-78
J 13	at USC *	L	59-61
J 15	at Washington *	L	53-60
J 20	Washington *	L	72-79
J 25	Oregon *	L	68-70
J 27	Oregon State *	W	76-73 (OT)
F 1	at Arizona State *	W	54-43
F 3	at Arizona *	W	60-50
F 8	USC *	W	57-54
F 10	UCLA (No. 17/17) *	L	65-80
F 15	at Oregon State *	W	51-49
F 17	at Oregon *	L	60-65
F 22	at Colorado (No. 20/23) *	L	45-59
F 24	at Utah *	L	47-59
F 28	California (No. 6/6) *	L	60-73
M 2	Stanford (No. 4/5) *	L	50-72
M 7	vs. Arizona State #	W	48-41
M 8	vs. Stanford (No. 4/5) #	L	60-79

^ Best Buy Classic (Minneapolis)

\* Pac-12 Game

# Pac-12 Tournament (Seattle - KeyArena)

**2013-14**

(17-17, 9-9/7th-Pac-12)

Coach: June Daugherty

N 10	Syracuse	L	65-69
N 12	at Seattle	W	81-72
N 15	at Hawaii ^	L	66-77
N 16	vs. West Virginia ^	L	66-88
N 17	vs. Ole Miss ^	W	79-65
N 22	Fresno State	W	92-79
N 26	at BYU	L	73-80
N 30	at Nebraska (No. 10/10)	W	76-72
D 4	Cal State Northridge	W	68-59
D 15	at Dayton	L	76-87
D 18	UC Riverside &	W	77-73 (OT)
D 21	Gonzaga (No. 25/22)	L	62-70
J 3	Arizona State (No. 24/25) *	W	85-78
J 5	Arizona *	W	61-59
J 7	Washington *	W	82-80
J 11	at Washington *	W	85-76
J 17	Colorado (No. 21/20) *	W	70-60
J 19	Utah *	L	57-59
J 24	at Oregon	L	66-82
J 26	at Oregon State	L	57-72
J 31	at USC *	W	79-75
F 2	UCLA *	L	72-79
F 7	Stanford (No. 3/4) *	L	69-77
F 9	California (No. 23/22) *	L	70-87
F 14	at Utah *	W	83-73
F 16	at Colorado *	W	80-77
F 21	Oregon State *	L	53-67
F 23	Oregon *	W	108-88
F 27	at California (No. 18/18) *	L	68-75 (OT)
M 1	at Stanford (No. 5/4)	L	64-84
M 6	vs. Oregon #	W	107-100
M 7	vs. California (No. 20/20) #	W	91-83
M 8	vs. Oregon State #	L	60-70
M 19	at Montana \$	L	78-90

^ Bank of Hawaii Classic (Honolulu)

\* Pac-12 Game

# Pac-12 Tournament (Seattle - KeyArena)

\$ WNIT Tournament (Missoula, Mont.)

**2014-15**

(17-15, 7-11/7th-Pac-12)

Coach: June Daugherty

N 14	Dayton (No. 22/22)	W	76-60
N 16	Idaho State	W	84-34
N 19	Nebraska (No. 16/15)	L	61-82
N 21	Seattle	W	82-62
N 25	at Hampton	W	74-60
N 28	vs. Michigan ^	L	64-76
N 29	vs. Maryland (No. 10/8) ^	W	70-64
D 4	at UC Santa Barbara	W	81-55
D 9	at Gonzaga	W	59-58
D 20	Montana State	W	82-61
D 22	at Loyola Marymount	W	87-60
J 3	at Arizona *	W	81-70
J 5	at Arizona State (No. 18/20) *L		64-78
J 9	California *	L	62-70
J 11	Stanford (No. 15/14) *	L	76-86 (OT)
J 16	at Oregon State (No. 9/8) *	L	70-73
J 18	at Oregon *	W	79-76
J 23	Utah *	W	63-54
J 25	Colorado *	W	73-68
J 31	at Stanford (No. 12/15) *	L	56-75
F 2	at California *	L	54-57
F 6	Oregon *	L	69-70
F 8	Oregon State (No. 7/7) *	L	56-61
F 13	at Colorado *	L	51-72
F 15	at Utah *	W	61-52
F 20	at Washington *	W	83-72
F 22	Washington *	L	43-83
F 26	UCLA *	L	69-74
F 28	USC *	W	68-62
M 5	vs. Oregon #	W	66-64
M 6	vs. Arizona State (No. 9/8) #	L	48-67
M 18	Eastern Washington \$	L	65-67

^ San Juan Shootout (Puerto Rico)

\* Pac-12 Game

# Pac-12 Tournament (Seattle - KeyArena)

\$ WNIT Tournament (Pullman, Wash.)

**2015-16**

(14-16, 5-13/9th-Pac-12)

Coach: June Daugherty

N 13	UC Santa Barbara	W	61-44
N 16	Hampton	W	68-61
N 20	vs. Nevada ^	W	70-57
N 22	at Hawaii ^	W	62-52
N 27	San Jose State	W	95-80
N 30	at Oklahoma State	L	60-70
D 3	at Boise State	W	57-52
D 6	at San Diego	W	78-72
D 8	Gonzaga	W	55-48
D 12	at Saint Mary's	L	71-75
D 20	at Kansas	W	66-53
D 29	Washington *	L	64-79
J 2	at Utah *	L	71-73
J 4	at Colorado *	W	74-66
J 8	Arizona *	W	67-46
J 10	Arizona State (No. 14/14) *	L	45-63
J 15	USC (No. 25) *	W	73-61
J 17	UCLA (No. 17/23) *	L	73-75
J 23	at Washington *	L	63-69
J 29	at California *	L	71-74
J 31	at Stanford (No. 16/16) *	L	52-69
F 5	Oregon *	L	48-73
F 7	Oregon State (No. 9/8) *	L	45-54
F 12	at UCLA (No. 14/16) *	L	61-73
F 14	at USC *	L	62-64
F 19	at Arizona State (No. 9/10) *L		39-61
F 21	at Arizona *	W	62-61
F 25	Colorado *	W	83-70
F 27	Utah *	L	69-75
M 3	vs. USC #	L	73-77

^ Rainbow Wahine Classic (Honolulu, Hawaii)

\* Pac-12 Game

# Pac-12 Tournament (Seattle - KeyArena)

**2016-17**

(16-20, 6-12/7th-Pac-12)

Coach: June Daugherty

N 11	Loyola Marymount	W	92-45
N 13	Saint Mary's	W	85-69
N 18	San Francisco	W	73-35
N 20	Oklahoma State	L	72-79 (OT)
N 25	vs. Nebraska ^	W	79-65
N 26	vs. Maryland (No. 6/5) ^	L	69-79
D 2	San Diego	W	83-73
D 4	Boise State	L	73-77 (OT)
D 8	at Gonzaga	L	61-79
D 18	at Saint Louis	L	70-73
D 21	at Kentucky (No. 18/24)	L	67-69
D 27	at Washington (No. 9/9) *	L	63-94
D 30	at Oregon State (No. 15-22) *	L	58-80
J 1	at Oregon *	W	75-59
J 6	UCLA (No. 9/7) *	W	82-73
J 8	USC *	W	74-57
J 13	at Arizona State (No. 19/18) *	L	49-68
J 15	at Arizona *	L	55-56
J 22	Washington (No. 8/7) *	L	44-87
J 27	Stanford (No. 10/10) *	L	56-74
J 29	California *	W	84-79
F 3	at Colorado *	L	58-70
F 5	at Utah *	W	61-55
F 10	Arizona State (No. 23/21) *	L	58-61
F 12	Arizona *	L	62-70
F 17	at USC *	L	64-80
F 19	at UCLA (No. 18/16) *	L	48/67
F 23	Utah *	L	57-74
F 25	Colorado *	W	67-56
M 2	vs. Colorado #	W	79-78
M 3	vs. Stanford (No. 10/9) #	L	33-66
M 16	at BYU \$	W	72-64
M 18	at Wyoming \$	W	68-67 (OT)
M 23	UC Davis \$	W	71-62
M 26	at Iowa \$	W	74-66
M 29	at Georgia Tech \$	L	61-69

^ Rainbow Wahine Classic (Honolulu, Hawaii)

\* Pac-12 Game

# Pac-12 Tournament (Seattle - KeyArena)

\$ WNIT Tournament (Pullman, Wash.)

**WSU PAC-10/12 TOURNAMENT RESULTS**

DATE	SEED	OPPONENT	SITE	RESULT
3/1/02	No. 10	No. 7 Oregon	Eugene, Ore.	L, 67-85
3/7/03	No. 10	No. 7 USC	San Jose	L, 46-53
3/5/04	No. 10	No. 7 Oregon State	San Jose	L, 43-67
3/4/05	No. 9	No. 8 California	San Jose	L, 52-70
3/3/06	No. 10	No. 7 Oregon State	San Jose	L, 38-77
3/2/07	No. 10	No. 7 UCLA	San Jose	L, 58-72
3/7/08	No. 10	No. 7 Oregon	San Jose	L, 45-66
3/12/09	No. 8	No. 9 Arizona	Los Angeles	L, 72-79
3/11/10	No. 9	No. 8 Arizona	Los Angeles	L, 60-62
3/9/11	No. 8	No. 5 USC	Los Angeles	L, 66-78
3/7/12	No. 11	No. 6 Oregon State	Los Angeles	W, 65-56
3/8/12	No. 11	No. 3 USC	Los Angeles	W, 69-55
3/9/12	No. 11	No. 2 California	Los Angeles	L, 49-64
3/7/13	No. 8	No. 9 Arizona State	Seattle	W, 48-41
3/8/13	No. 8	No. 1 Stanford	Seattle	L, 60-79
3/6/14	No. 7	No. 10 Oregon	Seattle	W, 107-100
3/7/14	No. 7	No. 2 California	Seattle	W, 91-83
3/8/14	No. 7	No. 3 Oregon State	Seattle	L, 60-70
3/5/15	No. 7	No. 10 Oregon	Seattle	W, 66-64
3/6/15	No. 7	No. 2 Arizona State	Seattle	L, 67-48
3/3/16	No. 9	No. 8 USC	Seattle	L, 73-77
3/2/17	No. 7	No. 10 Colorado	Seattle	W, 79-78
3/3/17	No. 7	No. 2 Stanford	Seattle	L, 33-66
<b>TOTAL</b>				<b>7-16</b>

YEAR	OVERALL		CONFERENCE		COACH	CONFERENCE	POSTSEASON
	W	L	W	L			
1970-71	11	1	6	1	Dorothea Coleman	-	-
1971-72	11	4	6	2	Sue Durant	-	AIAW
1972-73	11	2	8	11	Linda Hackbarth	-	-
1973-74	12	3	9	2	Sue Durant	NCWSA	-
1974-75	13	7	10	4	Sue Durant	NCWSA	-
1975-76	9	16	3	7	Sue Durant	NCWSA	-
1976-77	16	8	4	5	Sue Durant	-	-
1977-78	19	5	11	2	Sue Durant	NWBL	-
1978-79	21	5	8	3	Sue Durant	NWBL	-
1979-80	6	21	3	9	Sue Durant	NWBL	-
1980-81	12	16	4	8	Sue Durant	NWBL	-
1981-82	15	14	8	7	Sue Durant	NWBL	-
1982-83	5	22	1	11	Harold Rhodes	NorPac	-
1983-84	7	18	2	10	Harold Rhodes	NorPac	-
1984-85	9	17	3	8	Harold Rhodes	NorPac	-
1985-86	11	17	4	8	Harold Rhodes	NorPac	-
1986-87	10	18	2	16	Harold Rhodes	Pacific-10	-
1987-88	11	17	6	12	Harold Rhodes	Pacific-10	-
1988-89	13	15	6	12	Harold Rhodes	Pacific-10	-
1989-90	17	11	9	9	Harold Rhodes	Pacific-10	-
1990-91	18	11	10	8	Harold Rhodes	Pacific-10	NCAA Tournament (1st RD)
1991-92	12	15	5	3	Harold Rhodes	Pacific-10	-
1992-93	7	20	3	15	Harold Rhodes	Pacific-10	-
1993-94	8	19	3	15	Harold Rhodes	Pacific-10	-
1994-95	16	11	9	9	Harold Rhodes	Pacific-10	-
1995-96	17	12	8	10	Harold Rhodes	Pacific-10	-
1996-97	10	17	4	14	Harold Rhodes	Pacific-10	-
1997-98	12	15	6	12	Harold Rhodes	Pacific-10	-
1998-99	11	16	5	13	Harold Rhodes	Pacific-10	-
1999-2000	4	24	1	17	Jenny Przekwas	Pacific-10	-
2000-01	11	17	6	12	Jenny Przekwas	Pacific-10	-
2001-02	2	27	0	18	Jenny Przekwas	Pacific-10	-
2002-03	2	26	1	17	Sherri Murrell	Pacific-10	-
2003-04	6	22	2	16	Sherri Murrell	Pacific-10	-
2004-05	6	22	2	16	Sherri Murrell	Pacific-10	-
2005-06	8	20	2	16	Sherri Murrell	Pacific-10	-
2006-07	5	24	1	17	Sherri Murrell	Pacific-10	-
2007-08	5	25	2	16	June Daugherty	Pacific-10	-
2008-09	11	19	4	14	June Daugherty	Pacific-10	-
2009-10	8	22	3	15	June Daugherty	Pacific-10	-
2010-11	8	23	6	12	June Daugherty	Pacific-10	-
2011-12	13	20	5	13	June Daugherty	Pac-12	-
2012-13	11	20	6	12	June Daugherty	Pac-12	-
2013-14	17	17	9	9	June Daugherty	Pac-12	WNIT (1st RD)
2014-15	17	15	7	11	June Daugherty	Pac-12	WNIT (1st RD)
2015-16	14	16	5	13	June Daugherty	Pac-12	-
2016-17	16	20	6	12	June Daugherty	Pac-12	WNIT (Semifinals)
<b>TOTALS</b>	<b>514</b>	<b>753</b>	<b>234</b>	<b>500</b>			
<b>PAC-10/12</b>			<b>144</b>	<b>414</b>			







### Dorothea Coleman

Year	Overall	Conference	Place	Regional
1971	11-1	6-1	-	1



### Jenny Przekwas

Year	Overall	Conference	Place	Regional
2000	4-24	1-17	10	-
2001	11-17	6-12	9	-
2002	2-27	0-18	10	-
<b>3 Years</b>	<b>17-68</b>	<b>7-47</b>		



### Sue Durrant

Year	Overall	Conference	Place	Regional
1972	11-4	6-2	-	1



### Sherri Murrell

Year	Overall	Conference	Place	Regional
2003	2-26	1-17	10	-
2004	6-22	2-16	10	-
2005	6-22	2-16	9	-
2006	8-20	2-16	10	-
2007	5-24	1-17	10	-
<b>5 Years</b>	<b>27-114</b>	<b>8-82</b>		



### Linda Hackbarth

Year	Overall	Conference	Place	Regional
1973	11-2	8-1	-	2



### June Daugherty

Year	Overall	Conference	Place	Regional
2007-08	5-25	2-16	10	-
2008-09	11-19	4-14	8	-
2009-10	8-22	3-15	9	-
2010-11	8-23	6-12	8	-
2011-12	13-20	5-13	11	-
2012-13	11-20	6-12	8	-
2013-14	17-17	9-9	7	***
2014-15	17-15	7-11	7	***
2015-16	14-16	5-13	9	-
2016-17	16-20	6-12	7	***
<b>10 Years</b>	<b>120-198</b>	<b>43-127</b>		



### Sue Durrant

1974	12-3	9-2@	-	2
1975	13-7	10-4@	2	2
1976	9-16	3-7@	3	5
1977	16-8	4-5@	3	-
1978	19-5	11-2%	T1	3
1979	21-5	8-3%	1	3
1980	6-21	3-10%	T4	-
1981	12-16	4-8%	T3	T5
1982	15-14	8-4%	T2	-
<b>10 Years</b>	<b>134-99</b>	<b>66-47</b>		

### Total

1971-2017	514-753 (.406)	234-500 (.319)
-----------	-------------------	-------------------

@ Northwest College Women's League  
 % Northwest Women's Basketball League  
 \$ Northern Pacific Athletic Conference  
 \*\* Participated in NCAA Tournament  
 \*\*\* Participated in WNIT Tournament



### Harold Rhodes

Year	Overall	Conference	Place	Regional
1983	5-22	1-11\$	9	-
1984	7-18	2-10\$	T8	-
1985	9-17	3-8\$	5	-
1986	11-17	4-8\$	5	-
1987	10-18	2-16	10	-
1988	11-17	6-12	7	-
1989	13-15	6-12	T8	-
1990	17-11	9-9	T4	-
1991	18-11	10-8	T4	**
1992	12-15	5-13	8	-
1993	7-20	3-15	T9	-
1994	8-19	3-15	8	-
1995	16-11	9-9	6	-
1996	17-12	8-10	6	-
1997	10-17	4-14	8	-
1998	12-15	6-12	T7	-
1999	11-16	5-13	8	-
<b>17 Years</b>	<b>194-271</b>	<b>86-195</b>		

# All-Time Records Against

## ALABAMA

WSU's Series Record: 0-1

WSU Streak: -1

YEAR	DATE	W/L	WSU-OPP	LOC	ATT
2007	N24	L	51-77	N	202

## ALASKA-ANCHORAGE

WSU's Series Record: 8-1

WSU Streak: +7

YEAR	DATE	W/L	WSU-OPP	LOC	ATT
1977	F 1	W	52-50	A	
1977	F 2	L	53-55	A	
1978	F 17	W	62-48	A	60
1978	F 18	W	93-47	A	
1979	F 23	W	76-35	H	300
1979	F 24	W	118-37	H	300
1981	F 14	W	83-67	H	
1982	F 5	W	62-51	A	150
1982	F 6	W	73-38	A	100

## ALASKA-FAIRBANKS

WSU's Series Record: 5-1

WSU Streak: +5

YEAR	DATE	W/L	WSU-OPP	LOC	ATT
1977	F 4	L	51-64	A	
1977	F 5	W	65-59	A	
1977	F 16	W	72-53	H	200
1978	F 11	W	89-44	H	250
1982	F 2	W	79-45	A	100
1982	F 3	W	74-51	A	100

## AMERICAN

WSU's Series Record: 1-0

WSU Streak: +1

YEAR	DATE	W/L	WSU-OPP	LOC	ATT
2000	N 21	W	59-52	A	287

## APPALACHIAN STATE

WSU's Series Record: 1-0

WSU Streak: +1

YEAR	DATE	W/L	WSU-OPP	LOC	ATT
1998	N 20	W	96-77	N	1163

## ARIZONA

WSU's Series Record: 27-35

WSU Streak: -2

WSU at Pullman: 14-17

WSU at Tucson: 13-16

WSU Neutral: 0-2

YEAR	DATE	W/L	WSU-OPP	LOC	ATT
1987	J 17	L	74-83	A	
1987	F 19	W	70-67	H	200
1988	M 3	W	90-62	H	300
1988	M 12	W	70-52	A	248
1989	J 6	W	82-72	A	312
1989	M 11	L	68-74	H	250
1990	J 6	W	72-53	H	584
1990	M 8	W	87-72 (OT)	A	329
1991	J 5	W	70-65	A	253
1991	M 7	W	85-75	H	687
1992	J 9	W	77-62	H	739
1992	M 14	W	81-73	A	1129
1993	J 16	L	55-64	H	716
1993	F 11	L	64-72	A	1153
1994	F 3	L	71-82	A	1697
1994	M 5	L	68-71	H	707
1995	F 2	W	78-72	H	554
1995	M 4	W	83-65	A	1275
1996	F 3	W	71-65	H	579
1996	F 29	W	76-67	A	1485
1997	F 1	L	46-76	A	1435
1997	F 27	L	53-62	H	410
1998	J 8	W	64-61	A	1474
1998	F 7	L	66-71	H	328
1999	J 7	W	87-77	H	441
1999	F 6	L	64-85	A	2092
2000	J 13	L	68-83	H	501
2000	F 12	L	52-81	A	2890
2001	J 11	L	58-97	A	2325
2001	F 10	W	93-86	H	554
2002	J 10	L	57-107	A	1215
2002	F 9	L	60-106	H	480
2003	J 9	L	65-86	H	394
2003	F 8	L	50-80	H	2787

2003	D 29	L	51-78	A	2208
2004	F 26	L	72-77	H	431
2004	D 29	L	51-54	H	587
2005	F 24	L	60-89	A	2512
2005	D 29	L	52-61	A	1920
2006	J 28	W	84-77	H	758
2007	J 6	L	57-59	A	2180
2007	F 1	L	51-55	H	430
2008	J 24	L	63-73	H	357
2008	F 23	W	67-54	A	2152
2009	J 31	W	68-58	H	880
2009	F 26	W	63-56	A	1581
2009	M 12	L	72-79	N	1412
2010	J 7	L	60-67	H	523
2010	F 4	L	66-73	A	1429
2010	M 11	L	60-62	N	-
2011	J 22	L	58-64	A	1709
2011	F 17	L	61-78	H	404
2012	J 28	W	78-68	H	528
2012	F 16	L	51-90	A	1709
2013	J 4	L	65-71	H	422
2013	F 3	W	60-50	A	1199
2014	J 5	W	61-59	H	621
2015	J 3	W	81-70	A	1160
2016	J 8	W	67-46	H	756
2016	F 21	W	62-61	A	1225
2017	J 15	L	55-56	A	1425
2017	F 12	L	62-70	H	802

## ARIZONA STATE

WSU's Series Record: 18-44

WSU Streak: -6

WSU at Pullman: 11-20

WSU at Tempe: 6-23

WSU Neutral: 1-1

YEAR	DATE	W/L	WSU-OPP	LOC	ATT
1987	J 15	L	83-95 (OT)	A	125
1987	F 21	W	75-62	H	290
1988	M 5	L	78-82	H	335
1988	M 11	L	69-86 (OT)	A	300
1989	J 7	L	79-88	A	350
1989	M 9	W	71-60	H	275
1990	J 4	W	92-80	H	341
1990	M 10	W	67-66	A	679
1991	J 3	L	73-82	A	297
1991	M 9	W	69-58	H	1006
1992	J 11	W	80-78	H	1005
1992	M 12	L	61-86	A	593
1993	J 14	L	59-70	H	735
1993	F 13	L	68-88	A	684
1994	F 5	L	FORFEIT	A	
1994	M 3	L	76-77	H	481
1995	F 4	W	82-70	H	803
1995	M 2	W	74-66	A	237
1996	F 1	W	93-77	H	503
1996	M 2	L	80-88	A	363
1997	J 30	W	86-78	A	811
1997	M 1	W	84-70	H	599
1998	J 10	L	60-80	A	795
1998	F 5	L	70-79	H	454
1999	J 9	L	54-63	H	549
1999	F 4	L	66-80	A	1115
2000	J 15	L	54-64	H	460
2000	F 10	L	53-73	A	707
2001	J 13	L	70-83	A	1093
2001	F 8	L	72-74	H	633
2002	J 12	L	40-68	A	1603
2002	F 7	L	56-75	H	386
2003	J 11	L	58-66	H	426
2003	F 6	L	52-70	H	1402
2003	D 27	L	61-68	A	2149
2004	F 28	W	75-72	H	913
2004	D 27	L	39-67	H	1020
2005	F 26	L	40-59	A	2309
2005	D 31	L	47-72	A	2312
2006	J 26	L	65-75	H	1123
2007	J 4	L	44-89	A	2517
2007	F 3	L	41-66	H	874
2008	J26	L	40-59	H	673
2008	F21	L	30-59	A	2465
2009	J29	L	47-66	H	849
2009	F28	L	35-76	A	3253
2010	J 9	L	59-64	H	834
2010	F 6	W	66-62	A	2923

## ARKANSAS

WSU's Series Record: 0-2

WSU Streak: -2

YEAR	DATE	W/L	WSU-OPP	LOC	ATT
1990	D 1	L	48-68	H	1018
1992	D 31	L	62-84	A	1186

## BALL STATE

WSU's Series Record: 1-0

WSU Streak: +1

YEAR	DATE	W/L	WSU-OPP	LOC	ATT
1988	D 3	W	77-64	H	700

## BAYLOR

WSU's Series Record: 1-1

WSU Streak: -1

YEAR	DATE	W/L	WSU-OPP	LOC	ATT
1989	J 2	W	77-65	A	91
2003	N 29	L	39-76	A	4542

## BIOLA

WSU's Series Record: 1-0

WSU Streak: +1

YEAR	DATE	W/L	WSU-OPP	LOC	ATT
1982	J 7	W	54-48	H	100

## BOISE STATE

WSU's Series Record: 18-19

WSU Streak: -1

YEAR	DATE	W/L	WSU-OPP	LOC	ATT
1972		W	48-25	N	
1974	M 1	W	56-36	N	
1975	J 9	L	51-61	H	
1975		L	49-65	H	
1975		L	35-38	N	
1976	F 7	L	41-48	A	
1976		L	34-38	N	
1976		L	32-43	N	
1977	F 12	L	50-70	H	2000
1978	J 28	L	62-65	A	
1978	F 25	W	72-53	H	1500
1979	J 6	W	78-55	H	
1979	M 3	L	75-79	A	
1980	F 2	L	55-60	A	
1981	J 31	W	84-70	H	200
1981	M 7	L	54-58 (OT)	A	
1982	J 15	W	62-55	H	150
1982	M 6	W	77-61	A	100
1984	D 14	L	41-47	H	100
1985	D 13	L	60-73	A	228
1986	J 4	L	56-69	A	115
1990	D 15	W	86-56	H	793
1991	D 14	W	79-77 (OT)	A	2700
1993	J 6	L	69-72	H	512
1993	N 28	L	61-77	A	2318
1994	D 8	W	66-65	H	407
1995	D 8	W	69-66	A	2176
1996	D 22	W	79-78 (OT)	A	461
1997	D 6	W	65-57	H	508
2004	N 19	W	61-48	H	1149
2005	D 4	W	80-76 (OT)	A	820
2007	D 9	L	64-71	H	7048
2008	N 20	W	85-76	A	935
2009	N 29	L	64-68	N	668
2015	D 3	W	57-52	A	863
2017	D 4	L	73-77 (OT)	H	699



**BOWLING GREEN**

WSU's Series Record: 2-1

WSU Streak: +2

YEAR	DATE	W/L	WSU-OPP	LOC	ATT
1987	D 12	L	73-83 (OT)	H	501
1998	D 4	W	71-63	H	739
1999	D 20	W	79-71	A	581

**BRADLEY**

WSU's Series Record: 1-0

WSU Streak: +1

YEAR	DATE	W/L	WSU-OPP	LOC	ATT
2009	N 28	W	80-66	N	922

**BRANDON**

WSU's Series Record: 0-1

WSU Streak: -1

YEAR	DATE	W/L	WSU-OPP	LOC	ATT
1979	D 1	L	69-76	A	

**BRIGHAM YOUNG**

WSU's Series Record: 5-5

WSU Streak: +1

YEAR	DATE	W/L	WSU-OPP	LOC	ATT
1979	D 7	L	58-92	A	
1985	D 7	W	73-62	H	450
1986	D 12	L	85-88	A	257
1988	D 19	W	97-75	H	115
1989	D 15	W	75-72	A	253
2000	N 30	L	58-90	H	504
2001	N 24	L	67-94	A	532
2012	N 24	W	67-52	H	4571
2013	N 26	L	73-80	A	432
2017	M 16	W	72-64	A	610

\$ WNIT (Provo, Utah)

**BUTLER**

WSU's Series Record: 0-2

WSU Streak: -2

YEAR	DATE	W/L	WSU-OPP	LOC	ATT
1991	N 29	L	62-69	A	198
1993	D 20	L	58-75	N	150

**CALIFORNIA**

WSU's Series Record: 23-43

WSU Streak: +1

WSU at Pullman: 17-14

WSU at Berkeley: 5-27

WSU Neutral: 1-2

YEAR	DATE	W/L	WSU-OPP	LOC	ATT
1983	J 22	L	66-72	H	250
1984	J 29	L	61-93	A	410
1985	F 1	L	62-79	A	150
1986	F 1	L	63-68	H	500
1986	F 28	L	72-79	A	708
1987	J 8	L	66-67	H	237
1987	F 14	L	68-72	A	341
1988	J 16	W	79-56	H	440
1988	F 12	L	69-84	A	394
1989	J 14	L	71-80	A	401
1989	F 9	W	92-89	H	425
1990	J 11	L	64-91	A	307
1990	F 10	W	87-67	H	827
1991	J 11	W	77-60	H	689
1991	F 9	L	80-86	A	633
1992	J 25	W	83-76	H	1104
1992	F 20	L	58-69	A	564
1993	J 30	L	65-75	H	1066
1993	F 25	L	65-79	A	668
1994	J 6	W	88-82	H	658
1994	M 12	W	77-62	A	758
1995	J 5	L	83-87	A	628
1995	M 11	W	78-64	H	647
1996	J 25	W	90-77	A	657
1996	F 24	L	83-91	H	565
1997	J 23	W	79-53	H	341
1997	F 22	W	83-70	A	571
1998	J 24	W	72-65	A	575
1998	F 19	W	87-64	H	532
1999	J 23	W	73-54	H	784
1999	F 18	L	68-83	A	450
2000	J 27	W	72-65	H	489
2000	F 26	L	59-65	A	762

2001	J 25	L	56-69	A	632
2001	F 24	W	74-59	H	712
2002	J 19	L	50-62	H	404
2002	F 14	L	63-76	A	833
2003	J 18	L	63-71	A	834
2003	F 13	W	67-64	H	438
2004	J 4	L	71-85	A	338
2004	J 29	W	64-59	H	1047
2005	J 4	L	56-64	A	704
2005	J 27	W	79-69	H	761
2005	M 4	L	52-70	N	3067
2005	D 22	L	47-53	H	425
2006	F 23	L	51-61	A	1447
2007	J 11	L	48-55	H	437
2007	F 10	L	45-72	A	1910
2007	D 30	L	44-99	A	1646
2008	F 29	L	47-61	H	605
2009	J 8	L	45-68	A	810
2009	F 8	L	57-77	H	693
2010	J 16	L	68-75	A	1893
2010	F 12	L	44-62	H	751
2011	J 14	W	77-63	H	513
2011	F 12	W	68-66	A	1763
2012	J 22	L	55-60	A	2287
2012	M 9	L	49-64	N	1471
2013	F 28	L	60-73	H	468
2014	F 9	L	70-87	H	693
2014	F 27	L	68-75 (OT)	A	1,688
2014	M 7	W	91-83	N	
2015	J 9	L	62-70	H	923
2015	F 2	L	54-57	A	1026
2016	J 29	L	71-74	A	1178
2017	J 29	W	84-79	H	639

**CAL POLY POMONA**

WSU's Series Record: 0-1

WSU Streak: -1

YEAR	DATE	W/L	WSU-OPP	LOC	ATT
1983	J 7	L	70-85	A	150

**CAL STATE FULLERTON**

WSU's Series Record: 1-1

WSU Streak: +1

YEAR	DATE	W/L	WSU-OPP	LOC	ATT
1983	D 19	L	45-69	A	134
1994	N 25	W	75-73	A	149

**CAL STATE NORTHRIDGE**

WSU's Series Record: 3-0

WSU Streak: +3

YEAR	DATE	W/L	WSU-OPP	LOC	ATT
2005	N 27	W	65-64	N	
2005	D 2	W	68-55	H	754
2013	D 4	W	68-59	H	612

**CENTRAL MICHIGAN**

WSU's Series Record: 1-0

WSU Streak: +1

YEAR	DATE	W/L	WSU-OPP	LOC	ATT
1992	D 5	W	58-47	H	725

**CENTRAL WASHINGTON**

WSU's Series Record: 10-4

WSU Streak: +3

YEAR	DATE	W/L	WSU-OPP	LOC	ATT
1971		W	46-32	H	
1971		W	46-31	A	
1972	F 18	L	33-35	H	
1973	F 9	W	52-37	H	
1974	F 9	W	58-43	H	
1975	F 10	W	63-40	A	
1975		W	65-34	A	
1976	F 13	L	43-52	A	
1976	F 19	L	47-54	H	
1976		W	59-44	N	
1977	F 26	L	50-51 (OT)	A	
1978	D 1	W	77-56	A	
1979	D 14	W	71-57	H	200
1980	D 9	W	64-42	A	

**CLEMSON**

WSU's Series Record: 0-1

WSU Streak: -1

YEAR	DATE	W/L	WSU-OPP	LOC	ATT
1996	D 21	L	63-73	N	375

**COLORADO**

WSU's Series Record: 8-5

WSU Streak: +2

WSU at Pullman: 4-1

WSU at Boulder: 2-4

WSU Neutral: 1-0

YEAR	DATE	W/L	WSU-OPP	LOC	ATT
1985	J 10	L	70-84	A	278
1998	D 5	W	81-76	H	516
2012	J 7	L	56-57	H	463
2013	F 22	L	45-59	A	3170
2014	J 17	W	70-60	H	1423
2014	F 16	W	80-77	A	2446
2015	J 25	W	73-68	H	887
2015	F 13	L	51-72	A	2055
2016	J 4	W	74-66	A	1595
2016	F 25	W	83-70	H	718
2017	F 3	L	58-70	A	1907
2017	F 25	W	67-56	H	712
2017	M 2	W	79-78	N	4158

**COLORADO STATE**

WSU's Series Record: 0-4

WSU Streak: -4

YEAR	DATE	W/L	WSU-OPP	LOC	ATT
1982	N 26	L	48-64	A	200
1985	J 8	L	42-70	A	46
1996	N 22	L	63-84	H	419
1997	N 21	L	71-83	A	1621

**CREIGHTON**

WSU's Series Record: 0-1

WSU Streak: -1

YEAR	DATE	W/L	WSU-OPP	LOC	ATT
1983	J 6	L	69-77	A	100

**DAYTON**

WSU's Series Record: 1-1

WSU Streak: +1

YEAR	DATE	W/L	WSU-OPP	LOC	ATT
2013	D 15	L	76-87	A	1,777
2014	N 14	W	76-60	H	827

**DePAUL**

WSU's Series Record: 0-1

WSU Streak: -1

YEAR	DATE	W/L	WSU-OPP	LOC	ATT
1987	N 27	L	69-79	A	679

**EASTERN OREGON**

WSU's Series Record: 3-2

WSU Streak: +3

YEAR	DATE	W/L	WSU-OPP	LOC	ATT
1975	F 15	L	69-73	H	
1976	F 6	L	51-56	A	
1976	M 4	W	69-48	N	
1977	J 15	W	66-53	H	200
1977	M 5	W	76-55	N	300

**EASTERN WASHINGTON**

WSU's Series Record: 26-11

WSU Streak: -1

YEAR	DATE	W/L	WSU-OPP	LOC	ATT
1971		L	28-31	H	2333
1972	F 5	W	43-25	A	
1972	F 23	W	50-28	H	
1973	F 17	W	57-14	H	
1973	F 21	W	44-24	A	
1974	J 18	W	58-17	H	
1975		W	73-35	H	
1976	F 10	W	44-35	H	
1977	J 11	W	66-56	A	200
1977	F 18	W	53-52	H	200
1977	M 5	W	73-63	N	85
1977	D 6	W	74-51	H	75
1978	F 28	L	52-66	A	
1979	J 2	W	65-49	A	
1980	J 15	L	52-74	A	300
1980	F 26	L	63-67	H	150
1981	J 23	L	45-52	H	
1981	F 11	W	64-61	A	
1982	J 9	L	63-67	H	237
1982	J 30	W	73-56	H	150
1982	D 4	W	71-59	H	250
1983	D 14	L	44-86	A	126
1985	D 9	W	85-53	H	175
1987	D 5	W	85-61	A	434
1988	J 4	W	74-51	A	289
1989	D 8	W	83-56	N	428
1991	N 23	W	86-58	A	844
1994	N 27	W	83-54	H	303
1995	D 15	W	86-66	A	439
1999	D 4	W	61-60	H	600
2002	D 2	L	63-77	H	313
2003	N 26	W	59-58	A	
2004	D 18	L	53-54	H	491
2006	J 3	L	54-57	A	452
2006	D 2	W	76-70	H	533
2007	N 18	W	70-59	A	817
2015	M 18	L	65-67	H	903

**EVANSVILLE**

WSU's Series Record: 2-0

WSU Streak: +2

YEAR	DATE	W/L	WSU-OPP	LOC	ATT
1988	D 2	W	82-66	H	450
1991	D 1	W	76-75	A	225

**FAIRFIELD**

WSU's Series Record: 1-0

WSU Streak: +1

YEAR	DATE	W/L	WSU-OPP	LOC	ATT
1995	N 25	W	72-46	N	1000

**FRESNO STATE**

WSU's Series Record: 3-7

WSU Streak: +1

YEAR	DATE	W/L	WSU-OPP	LOC	ATT
1983	J 29	L	65-73	A	368
1984	F 2	L	68-72	H	800
1985	F 14	L	53-62	A	420
1986	J 16	L	67-76	A	474
1986	F 15	L	59-72	H	124
1996	D 6	W	69-68	H	881
2003	N 21	W	69-51	H	379
2004	D 9	L	61-65	A	3613
2012	N 30	L	59-82	A	2114
2013	N 22	W	92-79	H	741

**GEORGE WASHINGTON**

WSU's Series Record: 0-1

WSU Streak: -1

YEAR	DATE	W/L	WSU-OPP	LOC	ATT
2000	N 25	L	62-76	N	

**GEORGIA TECH**

WSU's Series Record: 0-1

WSU Streak: -1

YEAR	DATE	W/L	WSU-OPP	LOC	ATT
2017	M 29	L	61-69	AS	1106

\$ WNIT (Atlanta, GA)

**GONZAGA**

WSU's Series Record: 20-8

WSU Streak: -1

YEAR	DATE	W/L	WSU-OPP	LOC	ATT
WSU at Pullman: 10-2					
WSU at Spokane: 8-5					
WSU Neutral: 2-1					
1977	J 21	W	69-37	H	100
1978	F 10	W	77-49	A	150
1983	D 12	W	74-61	A	100
1986	F 6	W	82-60	H	100
1986	D 6	W	75-63	H	300
1987	F 4	W	68-58	A	139
1987	D 30	W	74-50	H	125
1988	D 9	W	79-52	N	125
1990	D 8	W	70-59	H	752
1991	N 22	W	88-37	N	642
1992	D 10	L	69-71	A	771
1993	D 11	W	69-60	H	406
1994	D 10	W	74-65	A	1562
1996	N 30	W	85-55	A	1500
1997	N 28	W	78-59	A	1521
1998	D 18	W	75-70	H	841
1999	D 8	L	66-82	A	632
2000	D 17	W	74-56	H	482
2001	D 1	W	80-72	H	425
2002	D 11	L	57-77	A	1029
2010	N 28	L	65-67	N	-
2010	D 11	L	75-93	A	3908
2011	N 30	L	69-71	H	2930
2012	D 29	W	67-51	A	6000
2013	D 21	L	62-70	H	1280
2014	D 9	W	59-58	A	5363
2015	D 8	W	55-48	H	1302
2017	D 8	L	61-79	A	5724

**GREAT FALLS**

WSU's Series Record: 1-0

WSU Streak: +1

YEAR	DATE	W/L	WSU-OPP	LOC	ATT
1981	D 11	W	79-60	A	100

**HAMPTON**

WSU's Series Record: 1-0

WSU Streak: +1

YEAR	DATE	W/L	WSU-OPP	LOC	ATT
2014	N 25	W	74-60	A	1500
2015	N 16	W	68-61	H	429

**HAWAII**

WSU's Series Record: 1-6

WSU Streak: -2

YEAR	DATE	W/L	WSU-OPP	LOC	ATT
1989	N 24	L	63-82	A	938
1995	N 24	L	69-76	A	1000
2001	N 17	L	50-65	A	
2005	N 25	L	63-68	A	
2008	D 19	W	66-48	A	976
2008	D 22	L	59-65	A	959
2013	N 15	L	66-77	A	1988
2015	N 22	W	62-52	A	2342

**HOUSTON**

WSU's Series Record: 1-0

WSU Streak: +1

YEAR	DATE	W/L	WSU-OPP	LOC	ATT
1995	D 30	W	86-72	A	285

**IDAHO**

WSU's Series Record: 26-13

WSU Streak: +2

YEAR	DATE	W/L	WSU-OPP	LOC	ATT
1970	D 30	W	58-12	H	
1972	F 26	W	58-24	H	
1975		W	89-43	H	
1976	J 21	W	57-45	A	
1976		W	62-39	N	
1976	D 10	W	68-44	H	
1977	F 8	W	71-47	A	
1977	D 10	W	70-50	H	300
1978	F 7	W	54-45	A	120
1978	D 13	W	69-49	A	150
1980	J 8	L	66-75	H	100
1981	F 17	W	73-72	A	

1981	D 10	L	65-76	H	100
1983	M 3	L	72-89	H	200
1983	D 10	L	55-66	H	700
1983	D 29	W	66-60	A	133
1984	N 24	L	62-85	A	475
1984	D 1	L	51-73	H	600
1985	D 4	L	51-70	H	250
1986	F 13	L	62-76	A	300
1986	N 29	W	75-62	A	385
1986	D 19	W	63-60	H	250
1987	D 4	W	86-47	N	406
1988	D 10	W	60-42	A	235
1989	D 9	W	74-45	N	378
1990	D 7	W	64-48	H	1046
1993	D 17	W	70-62	A	257
1994	D 14	W	88-46	H	447
1995	D 12	W	72-71	A	647
1996	D 10	W	78-68	H	356
1997	D 9	L	51-62	A	943
1998	D 8	L	79-86	H	841
1999	D 12	L	45-68	A	716
2000	D 2	W	68-52	H	670
2001	D 5	L	72-89 (OT)	A	345
2003	F 27	W	82-53	H	725
2003	D 20	L	57-72	A	923
2007	N 28	W	67-49	H	565
2008	D 14	W	53-50	A	450

**IDAHO STATE**

WSU's Series Record: 4-2

WSU Streak: +3

YEAR	DATE	W/L	WSU-OPP	LOC	ATT
1979	D 8	L	58-60 (OT)	A	
1984	N 23	W	95-55	A	400
1984	D 7	L	69-73	A	98
1991	D 21	W	92-50	H	1013
2005	N 26	W	74-51	N	
2014	N 16	W	84-34	H	622

**INDIANA**

WSU's Series Record: 0-1

WSU Streak: -1

YEAR	DATE	W/L	WSU-OPP	LOC	ATT
2001	D 9	L	37-64	N	

**IOWA**

WSU's Series Record: 1-1

WSU Streak: +1

YEAR	DATE	W/L	WSU-OPP	LOC	ATT
1980	J 4	L	51-67	A	
2017	M 26	W	74-66	A&	5146

\$ WNIT (Iowa City, Iowa)

**IOWA STATE**

WSU's Series Record: 1-0

WSU Streak: +1

YEAR	DATE	W/L	WSU-OPP	LOC	ATT
1991	D 6	W	67-57	H	804

**KANSAS**

WSU's Series Record: 1-0

WSU Streak: +1

YEAR	DATE	W/L	WSU-OPP	LOC	ATT
2015	D 20	W	66-53	A	2184

**KANSAS STATE**

WSU's Series Record: 0-4

WSU Streak: -4

YEAR	DATE	W/L	WSU-OPP	LOC	ATT
1980	N 28	L	48-67	A	
1994	D 30	L	68-88	A	730
2008	D 28	L	58-74	H	818
2009	N 20	L	63-70	A	3458

**KENTUCKY**

WSU's Series Record: 0-2

WSU Streak: -2

YEAR	DATE	W/L	WSU-OPP	LOC	ATT
2006	N 10	L	51-80	A	5165
2016	D 21	L	67-69	A	4875



**LETHBRIDGE**

WSU's Series Record: 1-0  
WSU Streak: +1

YEAR	DATE	W/L	WSU-OPP	LOC	ATT
1980	D 6	W	86-41	H	100

**LONG BEACH STATE**

WSU's Series Record: 2-2  
WSU Streak: +2

YEAR	DATE	W/L	WSU-OPP	LOC	ATT
1982	N 28	L	45-86	A	900
2007	D 21	L	55-61	A	656
2008	D 5	W	68-50	H	1007
2010	N 27	W	87-63	N	-

**LOUISIANA-LAFAYETTE**

(SW Louisiana prior to 1999)  
WSU's Series Record: 1-0  
WSU Streak: +1

YEAR	DATE	W/L	WSU-OPP	LOC	ATT
1993	D 21	W	72-56	N	50

**LOUISIANA STATE**

WSU's Series Record: 0-2  
WSU Streak: -2

YEAR	DATE	W/L	WSU-OPP	LOC	ATT
1981	D 18	L	59-78	A	396
2002	N 29	L	50-87	N	684

**LOUISVILLE**

WSU's Series Record: 0-2  
WSU Streak: -2

YEAR	DATE	W/L	WSU-OPP	LOC	ATT
2011	D 19	L	71-75	H	2019
2012	D 18	L	39-75	A	7341

**LOYOLA MARYMOUNT**

WSU's Series Record: 2-0  
WSU Streak: +2

YEAR	DATE	W/L	WSU-OPP	LOC	ATT
2014	D 22	W	87-60	A	308
2016	N 11	W	92-45	H	278

**MARQUETTE**

WSU's Series Record: 1-0  
WSU Streak: +1

YEAR	DATE	W/L	WSU-OPP	LOC	ATT
2011	N 24	W	65-52	N	1922

**MARYLAND**

WSU's Series Record: 1-1  
WSU Streak: -1

YEAR	DATE	W/L	WSU-OPP	LOC	ATT
2014	N 29	W	70-64	N	-
2016	N 26	L	69-79	N	-

**MICHIGAN**

WSU's Series Record: 0-2  
WSU Streak: -2

YEAR	DATE	W/L	WSU-OPP	LOC	ATT
2011	N 25	L	39-69	N	1282
2014	N 28	L	64-76	N	-

**MINNESOTA**

WSU's Series Record: 0-4  
WSU Streak: -4

YEAR	DATE	W/L	WSU-OPP	LOC	ATT
1981	D 6	L	68-82	H	200
1988	N 26	L	67-97	N	1071
2005	D 10	L	57-83	A	6562
2012	N 10	L	83-87 (20T)	A	4615

**MISSISSIPPI STATE**

WSU's Series Record: 1-0  
WSU Streak: +1

YEAR	DATE	W/L	WSU-OPP	LOC	ATT
1997	D 21	W	61-59	N	150

**MONMOUTH**

WSU's Series Record: 1-0  
WSU Streak: +1

YEAR	DATE	W/L	WSU-OPP	LOC	ATT
2012	N 16	W	79-69	H	513

**MONTANA**

WSU's Series Record: 17-22  
WSU Streak: -9

YEAR	DATE	W/L	WSU-OPP	LOC	ATT
1971		W	48-31	H	
1971		W	46-27	H	
1972	F 12	W	63-34	A	
1972		W	51-43	N	
1973	F 10	W	44-33	H	
1974	F 8	W	69-30	H	
1974	F 15	W	59-39	A	
1975	J 18	W	52-31	A	
1976	J 15	W	63-51	H	
1977	J 7	W	59-53	A	712
1977	M 3	W	82-60	N	100
1978	J 6	W	78-40	H	
1978	J 20	W	68-51	H	200
1978	D 28	W	62-46	A	
1979	J 18	W	57-35	A	286
1979	F 17	W	71-57	H	150
1980	J 10	L	56-58	H	50
1980	F 15	L	39-62	A	60
1981	J 15	L	64-74	A	
1981	F 27	L	46-52	H	
1982	J 23	L	52-57	H	200
1982	F 25	L	46-56	A	800
1982	N 20	L	59-69	A	1377
1982	D 17	L	44-65	H	100
1983	N 29	L	55-70	A	1000
1983	D 6	L	59-77	H	200
1984	N 19	L	52-75	A	1324
1984	D 18	L	56-71	H	125
1987	D 19	L	54-71	A	2450
1988	D 21	W	62-60	H	125
1989	D 30	L	69-82	A	1789
1990	D 30	L	61-75	H	315
1992	D 21	L	63-68	A	3354
2000	D 30	L	66-80	A	3544
2001	D 1	L	51-75	H	468
2002	D 14	L	53-57	A	3348
2006	D 8	L	60-71	H	678
2007	D 18	L	54-74	A	3114
2014	M 19	L	78-90	A \$	2,125

**MONTANA STATE**

WSU's Series Record: 17-13  
WSU Streak: +3

YEAR	DATE	W/L	WSU-OPP	LOC	ATT
1971		W	48-33	H	
1972	F 18	W	48-34	A	
1973	F 10	W	56-24	H	
1973	M 2	W	57-20	N	
1975	J 17	W	59-57	A	
1976	J 10	L	48-70	H	
1976		L	37-56	N	
1977	J 8	L	49-62	A	
1977	M 4	L	56-72	N	250
1978	J 7	W	45-36	A	
1978	J 21	W	68-51	H	150
1978	D 30	W	67-57	A	
1979	J 20	W	71-62	A	
1979	F 15	W	76-65	H	
1980	J 12	L	58-76	H	200
1980	F 17	W	72-65	A	125
1981	J 17	L	59-60	A	
1981	F 28	L	70-75 (OT)	H	
1982	J 22	W	71-60	H	75
1982	F 27	L	49-68	A	350
1982	N 22	L	59-72	A	265
1985	J 2	W	71-55	H	50
1989	D 2	W	74-51	H	771
1993	N 26	L	71-84	A	4707
2001	D 16	L	68-75	H	255
2002	N 25	L	55-81	A	1323
2006	N 30	L	64-70	H	313
2008	N 23	W	78-66	H	687

2009	D 11	W	73-61	A	1675
2014	D 20	W	82-61	H	942

**MONTANA TECH**

WSU's Series Record: 1-0  
WSU Streak: +1

YEAR	DATE	W/L	WSU-OPP	LOC	ATT
1984	D 8	W	89-72	A	47

**MONTCLAIR STATE**

WSU's Series Record: 0-1  
WSU Streak: -1

YEAR	DATE	W/L	WSU-OPP	LOC	ATT
1981	J 3	L	53-65	A	

**NEBRASKA**

WSU's Series Record: 2-5  
WSU Streak: +1

YEAR	DATE	W/L	WSU-OPP	LOC	ATT
2003	D 4	L	56-64	H	539
2004	N 22	L	61-78	A	2471
2009	N 22	L	54-107	A	3693
2010	N 22	L	79-87	H	541
2013	N 30	W	76-72	A	5,933
2014	N 19	L	61-82	H	853
2016	N 25	W	79-68	N	-

**NEVADA (Formerly Nevada-Reno)**

WSU's Series Record: 2-3  
WSU Streak: +1

YEAR	DATE	W/L	WSU-OPP	LOC	ATT
1985	F 16	L	63-73	A	207
1986	J 3	L	55-58	A	NA
1997	D 19	W	67-52	N	150
2009	D 22	L	54-75	A	580
2010	D 5	W	67-54	H	371
2015	N 20	W	70-57	N	

**NEW MEXICO**

WSU's Series Record: 1-0  
WSU Streak: +1

YEAR	DATE	W/L	WSU-OPP	LOC	ATT
1983	J 3	W	68-61	H	400

**NEW MEXICO STATE**

WSU's Series Record: 1-1  
WSU Streak: -1

YEAR	DATE	W/L	WSU-OPP	LOC	ATT
1980	N 25	W	75-67	A	NA
1988	N 28	L	68-75	N	423

**NORTH CAROLINA**

WSU's Series Record: 0-1  
WSU Streak: -1

YEAR	DATE	W/L	WSU-OPP	LOC	ATT
2010	N 26	L	55-93	N	-

**NORTH CAROLINA STATE**

WSU's Series Record: 0-2  
WSU Streak: -2

YEAR	DATE	W/L	WSU-OPP	LOC	ATT
1995	N 26	L	64-92	N	1000
2007	N 23	L	51-77	N	187

**NORTH TEXAS**

WSU's Series Record: 0-1  
WSU Streak: -1

YEAR	DATE	W/L	WSU-OPP	LOC	ATT
1988	D 30	L	85-87 (OT)	A	250

**NORTHEASTERN ILLINOIS**

WSU's Series Record: 1-0  
WSU Streak: +1

YEAR	DATE	W/L	WSU-OPP	LOC	ATT
1995	D 29	W	70-60	A	458

**NORTHERN COLORADO**

WSU's Series Record: 0-1  
WSU Streak: -1

YEAR	DATE	W/L	WSU-OPP	LOC	ATT
2008	N 28	L	79-86	N	100

# All-Time Records Against

## NORTHERN ILLINOIS

WSU's Series Record: 0-1  
 WSU Streak: -1

YEAR	DATE	W/L	WSU-OPP	LOC	ATT
1972		L	43-50	A	

## NORTHERN IOWA

WSU's Series Record: 1-0  
 WSU Streak: +1

YEAR	DATE	W/L	WSU-OPP	LOC	ATT
1994	D 2	W	112-73	H	702

## NORTHWESTERN

WSU's Series Record: 0-1  
 WSU Streak: -1

YEAR	DATE	W/L	WSU-OPP	LOC	ATT
1991	M 13	L	62-82	A	1272

(NCAA Tournament)

## NORTHWESTERN STATE

WSU's Series Record: 2-0  
 WSU Streak: +2

YEAR	DATE	W/L	WSU-OPP	LOC	ATT
1997	D 5	W	90-63	H	482
2006	D 17	W	72-70 (OT)	H	323

## OHIO STATE

WSU's Series Record: 1-1  
 WSU Streak: +1

YEAR	DATE	W/L	WSU-OPP	LOC	ATT
2011	D 22	L	57-79	A	3120
2012	D 15	W	62-55	H	700

## OKLAHOMA

WSU's Series Record: 1-1  
 WSU Streak: -1

YEAR	DATE	W/L	WSU-OPP	LOC	ATT
1990	N 23	W	84-50	N	600
1994	D 3	L	79-85	H	843

## OKLAHOMA STATE

WSU's Series Record: 0-2  
 WSU Streak: -2

YEAR	DATE	W/L	WSU-OPP	LOC	ATT
2015	N 30	L	60-70	A	2410
2016	N 20	L	72-79 (OT)	H	542

## OLE MISS

WSU's Series Record: 1-0  
 WSU Streak: +1

YEAR	DATE	W/L	WSU-OPP	LOC	ATT
2013	N 17	W	79-65	N	-

## ORAL ROBERTS

WSU's Series Record: 3-0  
 WSU Streak: +3

YEAR	DATE	W/L	WSU-OPP	LOC	ATT
1987	D 11	W	94-78	H	404
1995	D 2	W	84-54	H	783
1996	J 15	W	83-59	A	315

## OREGON

WSU's Series Record: 19-64  
 WSU Streak: +1  
 WSU at Pullman: 9-29  
 WSU at Eugene: 8-32  
 WSU Neutral: 2-3

YEAR	DATE	W/L	WSU-OPP	LOC	ATT
1974	F 28	W	56-26	A	
1976	F 3	L	44-47	A	
1977	F 11	L	63-67 (OT)	H	120
1978	F 4	W	87-67	H	500
1978	M 10	L	54-68	N	200
1979	J 12	L	69-85	A	
1980	J 25	L	59-78	H	100
1981	F 20	L	49-79	A	
1982	F 22	L	47-64	H	300
1983	J 14	L	53-66	A	959
1983	F 17	L	70-86	H	300
1984	J 21	L	59-63	H	200
1984	F 23	L	63-79	A	723
1985	J 18	L	50-59	A	492
1985	F 23	L	60-69	H	200

1986	J 25	L	67-68 (OT)	H	211
1986	F 21	L	63-94	A	1044
1987	J 22	L	55-101	H	200
1987	F 28	L	70-74	A	2077
1988	J 23	L	59-78	A	969
1988	F 18	L	62-64	H	335
1989	J 21	W	80-77	H	515
1989	F 17	L	76-87 (OT)	A	801
1990	J 20	L	65-68	H	1807
1990	F 15	L	71-80	A	395
1991	J 20	W	102-69	A	418
1991	F 15	W	76-72	H	943
1992	J 16	L	54-69	A	720
1992	F 15	L	60-65	H	1155
1993	J 21	W	66-54	A	521
1993	F 20	L	75-88	H	752
1994	J 20	L	69-70	H	622
1994	F 19	L	62-80	A	1631
1995	J 19	L	66-84	A	1385
1995	F 17	L	75-81	H	444
1996	J 11	W	72-59	H	724
1996	F 10	L	49-58	A	3320
1997	J 9	L	46-80	A	2207
1997	F 8	L	52-62	H	582
1997	D 20	L	71-94	N	150
1998	J 17	L	57-62	H	477
1998	F 12	L	51-61	A	3580
1999	J 17	L	64-72	A	3805
1999	F 11	L	54-65	H	518
2000	J 22	L	65-77	A	5367
2000	F 17	L	68-73	H	519
2001	J 20	W	67-64	H	730
2001	F 15	W	77-76	A	4240
2001	D 30	L	47-76	A	4298
2002	F 21	L	47-88	H	404
2002	M 1	L	67-85	A	
2003	J 25	L	69-73	H	697
2003	F 20	L	52-85	A	4087
2003	M 1	L	67-85	A	5842
2004	J 17	L	50-60	H	713
2004	F 12	L	52-74	A	1359
2005	J 15	L	50-69	A	3702
2005	F 10	L	47-62	H	585
2006	J 19	L	50-54	A	3360
2006	F 18	W	68-53	H	681
2006	D 23	L	55-66	A	2912
2007	F 22	L	34-51	H	309
2008	J 17	L	45-64	A	2468
2008	F 17	L	67-70	H	603
2008	M 7	L	45-66	N	2905
2009	J 17	L	41-57	H	1012
2009	F 12	W	58-45	A	2029
2010	J 3	L	92-98	A	2255
2010	M 5	W	67-53	H	751
2011	J 6	L	72-77	A	1977
2011	F 5	W	96-90	H	502
2011	D 29	W	75-47	A	1777
2012	F 11	L	62-67	H	982
2013	J 25	L	68-70	H	837
2013	F 17	L	60-65	A	1993
2014	J 24	L	66-82	A	1,146
2014	F 23	W	108-88	H	752
2014	M 6	W	107-100	N	-
2015	J 18	W	79-76	A	1888
2015	F 6	L	69-70	H	1007
2015	M 5	W	66-64	N	2907
2016	F 5	L	48-73	H	784
2017	J 1	W	75-59	A	2402

## OREGON STATE

WSU's Series Record: 30-53  
 WSU Streak: -7  
 WSU at Pullman: 18-20  
 WSU at Corvallis: 11-28  
 WSU Neutral: 1-4

YEAR	DATE	W/L	WSU-OPP	LOC	ATT
1975	F 7	W	60-40	A	
1976	F 2	W	47-35	A	
1977	J 22	W	57-39	H	200
1978	F 2	W	84-58	H	350
1979	J 13	W	71-65	A	
1979	L	L	62-71	N	
1980	J 24	L	55-75	H	250
1981	F 21	L	59-75	A	
1981	M 10	L	46-86	A	

1982	F 20	L	52-58	H	500
1983	J 15	L	57-84	A	350
1983	F 19	L	53-68	H	1600
1984	J 19	L	49-70	H	700
1984	F 25	L	62-80	A	302
1985	J 19	L	53-62	A	500
1985	F 21	L	72-76 (OT)	H	250
1985	D 14	L	64-74	A	100
1986	J 23	W	80-77	H	185
1986	F 22	W	65-57	A	579
1987	J 24	L	68-74	H	250
1987	F 26	L	68-85	A	248
1988	J 22	L	53-54	A	476
1988	F 20	W	77-64	H	311
1989	J 19	L	63-66	H	750
1989	F 18	W	68-66	A	671
1990	J 18	W	100-57	H	940
1990	F 17	L	63-69	A	284
1991	J 18	W	87-63	A	590
1991	F 17	W	61-59	H	632
1992	J 18	L	69-81	A	510
1992	F 13	W	77-74 (OT)	H	649
1993	J 23	L	55-75	A	500
1993	F 18	W	68-67	H	482
1994	J 22	W	82-77	H	757
1994	F 17	L	76-81	A	1106
1995	J 21	L	71-80	A	1993
1995	F 19	W	84-79	H	531
1996	J 13	W	64-63	H	700
1996	F 8	L	50-87	A	4456
1997	J 11	L	58-77	A	1613
1997	F 6	L	60-67	H	450
1998	J 15	W	69-57	H	517
1998	F 14	W	75-67	A	919
1999	J 15	L	54-57	A	1048
1999	F 13	W	70-52	H	485
2000	J 20	L	52-72	A	606
2000	F 19	L	62-65	H	561
2001	J 18	L	46-64	H	725
2001	F 17	L	60-94	A	1722
2001	D 28	L	33-57	A	1172
2002	F 23	L	52-74	H	370
2003	J 23	L	62-65	H	519
2003	F 22	L	46-62	A	1187
2004	J 15	L	51-62	H	631
2004	F 14	L	55-65	A	1359
2004	M 5	L	43-62	N	
2005	J 13	L	55-83	A	572
2005	F 12	W	68-63	H	752
2006	J 21	L	67-68 (OT)	A	2016
2006	F 16	L	50-59	H	589
2006	M 3	L	38-77	N	
2006	D 21	W	58-41	A	869
2007	F 24	L	61-66	H	575
2008	J 19	L	35-60	A	1035
2008	F 15	W	56-52	H	701
2009	J 15	W	65-52	H	730
2009	F 14	L	42-52	A	1669
2010	J 1	L	49-63	A	929
2010	M 7	L	45-50	H	829
2011	J 8	W	58-50	A	1315
2011	F 3	W	67-64	H	419
2011	D 31	W	61-54 (2OT)	A	1367
2012	F 9	L	39-51	H	509
2012	M 7	W	65-56	N	1503
2013	J 27	W	76-73 (OT)	H	1246
2013	F 15	W	51-49	A	1259
2014	J 26	L	57-72	A	1409
2014	F 21	L	53-67	H	821
2014	M 8	L	60-70	N	6073
2015	J 16	L	70-73	A	3087
2015	F 8	L	56-61	H	1102
2016	F 7	L	45-54	H	687
2016	D 30	L	58-80	A	3429

## PACIFIC

WSU's Series Record: 2-2  
 WSU Streak: +2

YEAR	DATE	W/L	WSU-OPP	LOC	ATT
1980	F 7	L	52-66	A	
1983	J 31	L	70-73	A	123
1984	F 4	W	90-67	H	200
1989	D 1	W	69-60	H	733



**PACIFIC LUTHERAN**

WSU's Series Record: 1-0  
WSU Streak: +1

YEAR	DATE	W/L	WSU-OPP	LOC	ATT
1978	J 31	W	95-36	H	55

**PENN STATE**

WSU's Series Record: 0-1  
WSU Streak: -1

YEAR	DATE	W/L	WSU-OPP	LOC	ATT
2011	N 11	L	60-72	A	-

**PEPPERDINE**

WSU's Series Record: 1-1  
WSU Streak: +1

YEAR	DATE	W/L	WSU-OPP	LOC	ATT
1983	D 17	L	75-78	A	100
2005	N 18	W	66-57	H	429

**PORTLAND**

WSU's Series Record: 1-6  
WSU Streak: -5

YEAR	DATE	W/L	WSU-OPP	LOC	ATT
1984	F 9	L	58-83	A	200
1985	N 29	W	84-71	A	264
2000	D 8	L	63-68	H	558
2006	N 22	L	56-67	A	223
2007	N 9	L	40-70	H	10215
2009	D 13	L	53-79	H	502
2010	N 18	L	80-91	A	420

**PORTLAND STATE**

WSU's Series Record: 13-3  
WSU Streak: +2

YEAR	DATE	W/L	WSU-OPP	LOC	ATT
1972		W	49-40	N	
1974	F 2	W	47-31	A	
1975	F 6	L	57-63	A	
1978	J 14	W	67-48	A	100
1978	M 11	W	71-61	N	300
1979	F 10	W	95-71	H	1000
1980	J 19	L	66-93	H	
1981	F 7	W	62-51	A	
1981	D 17	W	73-41	A	1400
1982	J 16	W	73-52	H	150
1982	F 13	W	74-59	A	100
1983	D 2	W	71-63	H	200
1985	N 30	W	70-60	A	256
1988	F 6	L	73-76	A	175
2001	N 26	W	55-49	H	729
2004	D 3	W	69-59	H	734

**PRARIEW VIEW A&M**

WSU's Series Record: 1-0  
WSU Streak: +1

YEAR	DATE	W/L	WSU-OPP	LOC	ATT
2011	N 26	W	90-52	N	-

**PUGET SOUND**

WSU's Series Record: 1-0  
WSU Streak: +1

YEAR	DATE	W/L	WSU-OPP	LOC	ATT
1983	N 26	W	94-45	A	2000

**REGINA**

WSU's Series Record: 1-0  
WSU Streak: +1

YEAR	DATE	W/L	WSU-OPP	LOC	ATT
1979	D 2	W	73-51	A	

**SACRAMENTO STATE**

WSU's Series Record: 1-0  
WSU Streak: +1

YEAR	DATE	W/L	WSU-OPP	LOC	ATT
2006	N 17	W	79-65	H	582

**SAINT JOHN'S**

WSU's Series Record: 1-0  
WSU Streak: +1

YEAR	DATE	W/L	WSU-OPP	LOC	ATT
1993	D 3	W	71-65	H	655

**SAINT LOUIS**

WSU's Series Record: 0-1  
WSU Streak: -1

YEAR	DATE	W/L	WSU-OPP	LOC	ATT
2016	D 18	L	70-73	A	604

**SAINT MARY'S**

WSU's Series Record: 3-5  
WSU Streak: +1

YEAR	DATE	W/L	WSU-OPP	LOC	ATT
1998	D 21	L	73-78	A	1157
1999	D 30	L	59-83	H	459
2004	N 26	W	70-58	A	664
2005	N 20	W	53-43	H	301
2009	D 3	L	70-80	H	557
2010	N 12	L	69-73	A	670
2015	D 12	L	71-75	A	257
2016	N 13	W	85-69	H	439

**SAMFORD**

WSU's Series Record: 1-0  
WSU Streak: +1

YEAR	DATE	W/L	WSU-OPP	LOC	ATT
2000	D 29	W	76-49	N	

**SAN DIEGO**

WSU's Series Record: 4-0  
WSU Streak: +4

YEAR	DATE	W/L	WSU-OPP	LOC	ATT
1981	N 24	W	66-43	A	100
1986	N 28	W	82-61	N	300
2015	D 6	W	78-72	A	774
2016	D 2	W	83-73	H	562

**SAN DIEGO STATE**

WSU's Series Record: 2-3  
WSU Streak: +1  
WSU at Pullman: 1-1  
WSU at San Diego: 1-2

YEAR	DATE	W/L	WSU-OPP	LOC	ATT
1981	N 23	L	58-59	A	200
2003	D 22	L	58-63	H	429
2004	D 11	W	55-50	A	276
2010	D 21	L	57-66	A	577
2011	D 2	W	65-50	H	402

**SAN FRANCISCO**

WSU's Series Record: 5-2  
WSU Streak: +5

YEAR	DATE	W/L	WSU-OPP	LOC	ATT
1981	J 2	L	47-63	A	
1983	F 12	L	66-79	A	200
1984	F 18	W	66-61	H	125
1985	F 2	W	66-56	A	212
2008	N 30	W	82-71	A	578
2009	D 19	W	74-57	H	6286
2016	N 18	W	73-35	H	419

**SAN JOSE STATE**

WSU's Series Record: 6-3  
WSU Streak: +6

YEAR	DATE	W/L	WSU-OPP	LOC	ATT
1980	F 8	L	58-90	A	
1983	J 20	L	63-67	H	120
1984	J 28	L	69-78	A	306
1985	J 26	W	82-69	H	500
1986	J 30	W	84-72	H	250
1986	M 1	W	75-74	A	67
2006	D 5	W	72-61	A	367
2007	D 16	W	78-72 (OT)	H	314
2015	N 27	W	95-80	H	632

**SANTA CLARA**

WSU's Series Record: 3-4  
WSU Streak: -3

YEAR	DATE	W/L	WSU-OPP	LOC	ATT
1980	D 31	W	94-69	A	
1983	F 11	W	78-53	A	200
1984	F 16	L	57-61	H	100
1985	J 24	W	74-59	H	250
1993	D 30	L	58-76	H	450
2006	N 25	L	72-80	A	320
2007	N 13	L	52-62	H	467

**SASKATCHEWAN**

WSU's Series Record: 0-1  
WSU Streak: -1

YEAR	DATE	W/L	WSU-OPP	LOC	ATT
1979	N 30	L	57-68	A	

**SEATTLE**

WSU's Series Record: 10-2  
WSU Streak: +7

YEAR	DATE	W/L	WSU-OPP	LOC	ATT
1978	D 2	W	97-70		200
1979	F 9	W	67-55	H	
1979		W	74-60	N	
1980	F 22	L	67-75	A	
1981	F 4	L	60-66	A	
1984	J 10	W	60-46	A	510
1984	D 20	W	62-50	H	150
1985	D 6	W	66-51	H	300
1986	J 18	W	70-41	A	209
1986	D 31	W	91-65	A	200
2013	N 12	W	81-72	A	307
2014	N 21	W	82-62	H	2138

**SEATTLE PACIFIC**

WSU's Series Record: 2-0  
WSU Streak: +2

YEAR	DATE	W/L	WSU-OPP	LOC	ATT
1985	N 22	W	74-61	A	300
1986	D 5	W	89-56	H	300

**SIMON FRASER**

WSU's Series Record: 7-4  
WSU Streak: +3

YEAR	DATE	W/L	WSU-OPP	LOC	ATT
1971		W	40-37	H	
1973	M 2	W	45-33	N	
1974	F 9	W	59-34	H	
1975	F 22	L	41-52	A	
1976	F 21	L	50-55	H	
1977	F 25	W	59-50	A	100
1977	D 2	L	67-82	H	300
1979	F 4	L	59-64	A	
1980	J 18	W	75-63	H	150
1981	F 5	W	70-63	A	
1982	N 27	W	78-50	A	175

**SE MISSOURI STATE**

WSU's Series Record: 1-0  
WSU Streak: +1

YEAR	DATE	W/L	WSU-OPP	LOC	ATT
1995	D 1	W	89-50	H	700

**SOUTH DAKOTA STATE**

WSU's Series Record: 0-3  
WSU Streak: -3  
WSU at Pullman: 0-1  
WSU at Brookings: 0-1  
Neutral Site: 0-1

YEAR	DATE	W/L	WSU-OPP	LOC	ATT
2010	D 7	L	61-72	H	967
2011	N 20	L	58-63	A	1596
2012	N 11	L	56-65 (OT)	N	-

**SOUTHERN CALIFORNIA**

WSU's Series Record: 18-46  
 WSU Streak: -1  
 WSU at Pullman: 11-19  
 WSU at Los Angeles: 7-26  
 WSU Neutral: 1-2

YEAR	DATE	W/L	WSU-OPP	LOC	ATT
1981	N 27	L	55-73	A	750
1987	J 29	L	55-95	H	250
1987	M 7	L	55-89	A	817
1988	J 30	W	77-60	H	349
1988	F 26	L	64-86	A	512
1989	J 29	W	85-69	H	400
1989	F 24	L	67-87	A	400
1990	F 1	W	70-59	A	1800
1990	M 3	W	73-64	H	1041
1991	F 1	W	74-47	H	1393
1991	M 3	L	51-69	A	677
1992	J 31	L	65-71 (OT)	A	775
1992	F 29	L	63-67	H	1131
1993	F 5	L	63-69	A	559
1993	M 6	L	52-55	H	653
1994	J 15	L	70-101	A	817
1994	F 8	L	62-82	H	406
1995	J 14	W	62-61	H	913
1995	F 10	L	64-92	A	624
1996	J 7	W	90-86	A	412
1996	M 7	L	81-87	H	502
1997	J 4	L	63-70	H	404
1997	M 6	L	59-101	A	778
1998	J 29	L	48-57	H	554
1998	M 1	W	68-65	A	652
1999	J 28	W	65-58	A	236
1999	F 27	W	63-51	H	683
2000	J 7	L	61-71	A	603
2000	M 11	L	59-62	H	459
2001	J 4	W	79-78	H	414
2001	M 10	L	51-84	A	1350
2002	J 4	L	66-87	H	287
2002	F 3	L	38-79	A	743
2003	J 3	L	44-92	A	367
2003	F 1	L	36-89	H	573
2004	J 11	L	52-82	A	832
2004	F 5	L	47-83	H	619
2005	J 9	L	75-77 (OT)	H	479
2005	F 3	L	62-69	A	510
2006	J 12	L	60-81	H	701
2006	F 11	L	67-75	A	1619
2006	D 31	L	56-62	H	331
2007	J 26	L	47-65	A	515
2008	J 10	L	58-62	H	467
2008	F 10	L	46-64	A	678
2009	J 24	L	57-78	A	1013
2009	F 20	L	57-68	H	809
2010	J 23	L	51-61	H	703
2010	F 18	W	64-52	A	532
2010	D 31	L	57-72	H	443
2011	M 3	L	67-74	A	384
2011	M 9	L	66-78	N	1567
2012	F 2	L	62-67	A	336
2012	M 3	L	54-65	H	613
2012	M 8	W	69-55	N	2901
2013	J 13	L	59-61	A	862
2013	F 8	W	57-54	H	705
2014	J 31	W	79-75	A	358
2015	F 28	W	68-62	H	827
2016	J 15	W	73-61	H	772
2016	F 14	L	62-64	A	790
2016	M 3	L	73-77	N	3680
2017	J 8	W	74-57	H	603
2017	F 17	L	64-80	A	910

**SOUTHERN ILLINOIS**

WSU's Series Record: 1-1  
 WSU Streak: +1

YEAR	DATE	W/L	WSU-OPP	LOC	ATT
1983	D 3	L	51-66	H	300
1989	N 26	W	51-47	N	500

**SOUTHERN UTAH** (Southern Utah State prior to 1990)

WSU's Series Record: 3-0  
 WSU Streak: +3

YEAR	DATE	W/L	WSU-OPP	LOC	ATT
1989	D 16	W	76-71	A	110
1991	F 21	W	75-58	A	283
1997	J 13	W	109-79	H	455

**STANFORD**

WSU's Series Record: 0-62  
 WSU Streak: -62  
 WSU at Pullman: 0-29  
 WSU at Stanford: 0-30  
 WSU Neutral: 0-3

YEAR	DATE	W/L	WSU-OPP	LOC	ATT
1983	F 1	L	64-78	A	200
1986	J 2	L	50-61	N	NA
1987	J 10	L	67-71	H	279
1987	F 12	L	61-73	A	200
1988	J 14	L	54-59	H	481
1988	F 13	L	53-66	A	825
1989	J 13	L	60-89	A	900
1989	F 11	L	67-89	H	449
1990	J 13	L	70-92	A	2888
1990	F 8	L	64-90	H	1215
1991	J 13	L	74-80	H	623
1991	F 7	L	63-93	A	2211
1992	J 23	L	71-89	H	1037
1992	F 22	L	63-86	A	3179
1993	J 28	L	44-78	H	1442
1993	F 27	L	56-100	A	6307
1994	J 8	L	67-82	H	1017
1994	M 10	L	58-87	A	3576
1995	J 7	L	59-94	A	5310
1995	M 9	L	47-81	H	1235
1996	J 27	L	50-66	A	6746
1996	F 22	L	63-87	H	1005
1997	J 25	L	75-84	H	702
1997	F 20	L	45-82	A	5719
1998	J 22	L	53-91	A	4251
1998	F 21	L	74-92	H	902
1999	J 21	L	65-77	H	734
1999	F 20	L	54-77	A	4520
2000	J 29	L	67-83	H	580
2000	F 24	L	73-78	A	3620
2001	J 27	L	67-84	A	4527
2001	F 22	L	78-87	H	612
2002	J 17	L	57-104	H	484
2002	F 16	L	50-76	A	5102
2003	J 16	L	56-85	A	3241
2003	F 15	L	41-84	H	609
2004	J 2	L	69-90	H	310
2004	J 31	L	67-91	A	4072
2005	J 2	L	39-72	A	3865
2005	J 29	L	56-69	H	872
2006	D 20	L	56-76	H	490
2006	F 25	L	47-77	A	3159
2007	J 13	L	55-63	H	477
2007	F 8	L	34-60	A	2549
2007	D 28	L	47-105	A	2530
2008	M 2	L	52-74	H	675
2009	J 10	L	53-102	A	4017
2009	F 6	L	46-76	H	1242
2010	J 14	L	43-80	A	3071
2010	F 14	L	67-98	H	938
2011	J 16	L	50-94	H	938
2011	F 10	L	59-100	A	3252
2012	J 19	L	41-75	A	3186
2013	M 2	L	50-72	H	656
2013	M 8	L	60-79	N	-
2014	F 7	L	69-77	H	1,015
2014	M 1	L	64-84	A	5628
2015	J 11	L	76-86 (OT)	H	1098
2015	J 31	L	56-75	A	3118
2016	J 31	L	52-69	A	3421
2017	J 27	L	54-76	H	626
2017	M 3	L	33-66	N	9686

**SYRACUSE**

WSU's Series Record: 0-2  
 WSU Streak: -2

YEAR	DATE	W/L	WSU-OPP	LOC	ATT
2012	D 21	L	51-64	A	371
2013	N 10	L	65-69	H	1,017

**TEMPLE**

WSU's Series Record: 1-0  
 WSU Streak: +1

YEAR	DATE	W/L	WSU-OPP	LOC	ATT
1990	N 30	W	91-47	H	906

**TENNESSEE**

WSU's Series Record: 0-1  
 WSU Streak: -1

YEAR	DATE	W/L	WSU-OPP	LOC	ATT
1981	D 16	L	46-55	A	900

**TENNESSEE-CHATTANOOGA**

WSU's Series Record: 0-1  
 WSU Streak: -1

YEAR	DATE	W/L	WSU-OPP	LOC	ATT
2004	N 27	L	36-84	N	

**TEXAS**

WSU's Series Record: 0-1  
 WSU Streak: -1

YEAR	DATE	W/L	WSU-OPP	LOC	ATT
1993	J 2	L	51-76	A	3916

**TEXAS A&M**

WSU's Series Record: 2-1  
 WSU Streak: -1

YEAR	DATE	W/L	WSU-OPP	LOC	ATT
1990	N 24	W	71-54	A	800
1991	D 7	W	76-61	H	850
2001	N 18	L	56-71	N	

**TEXAS CHRISTIAN**

WSU's Series Record: 2-0  
 WSU Streak: +2

YEAR	DATE	W/L	WSU-OPP	LOC	ATT
1982	D 11	W	84-56	A	100
1984	N 30	W	79-73	H	600

**TEXAS EL PASO**

WSU's Series Record: 1-0  
 WSU Streak: +1

YEAR	DATE	W/L	WSU-OPP	LOC	ATT
1980	N 26	W	70-50	A	

**TEXAS SOUTHERN**

WSU's Series Record: 1-0  
 WSU Streak: +1

YEAR	DATE	W/L	WSU-OPP	LOC	ATT
1992	D 4	W	84-64	H	1141

**TEXAS TECH**

WSU's Series Record: 0-3  
 WSU Streak: -3

YEAR	DATE	W/L	WSU-OPP	LOC	ATT
1992	J 4	L	63-75	N	4765
2007	D 1	L	45-89	H	551
2008	N 16	L	69-82	A	7819

**TOLEDO**

WSU's Series Record: 1-2  
 WSU Streak: -2

YEAR	DATE	W/L	WSU-OPP	LOC	ATT
1989	N 25	W	76-67	N	328
1999	D 19	L	48-65	A	1027
2000	D 9	L	61-77	H	583

**UC DAVIS**

WSU's Series Record: 2-1  
 WSU Streak: +1

YEAR	DATE	W/L	WSU-OPP	LOC	ATT
2009	N 15	W	64-54	H	1206
2010	N 14	L	38-77	A	785
2017	M 23	W	71-62	HS	1456

& WNIT (Pullman, Wash.)





**UC RIVERSIDE**

WSU's Series Record: 2-1

WSU Streak: +1

YEAR	DATE	W/L	WSU-OPP	LOC	ATT
2011	D 11	W	74-35	H	2711
2012	N 28	L	65-71	A	314
2013	D 18	W	77-73 (OT)	H &	2911

&amp; Kennewick, Wash.

**UC SANTA BARBARA**

WSU's Series Record: 1-1

WSU Streak: +1

YEAR	DATE	W/L	WSU-OPP	LOC	ATT
1999	D 28	L	73-89	H	573
2014	D 4	W	81-55	A	352
2015	N 13	W	61-44	H	3011

**UCLA**

WSU's Series Record: 8-53

WSU Streak: -1

WSU at Pullman: 8-23

WSU at Los Angeles: 0-30

Overtime Game: March 9, 1986

YEAR	DATE	W/L	WSU-OPP	LOC	ATT
1987	J 31	L	63-67	H	300
1987	M 5	L	56-81	A	316
1988	J 28	W	53-52	H	336
1988	F 27	L	60-74	H	324
1989	J 27	L	69-82	H	510
1989	F 23	L	72-91	A	1000
1990	F 3	L	74-84	A	602
1990	M 1	W	84-72	H	807
1991	F 3	W	78-77	H	807
1991	M 1	L	70-78	A	333
1992	F 2	L	75-80	A	500
1992	F 27	L	68-86	H	850
1993	F 7	L	75-82	A	602
1993	M 4	L	74-77	H	525
1994	J 13	L	76-108	A	364
1994	F 12	L	74-81	H	503
1995	J 12	W	85-80	H	818
1995	F 12	L	57-71	A	384
1996	J 5	L	75-85	A	350
1996	M 9	W	88-81	H	655
1997	J 2	L	73-77	H	473
1997	M 8	L	63-85	A	3773
1998	J 31	L	70-76	H	884
1998	F 27	L	74-80	A	700
1999	J 30	L	70-100	A	1748
1999	F 25	L	70-104	H	570
2000	J 9	L	60-87	A	2189
2000	M 9	L	86-96	H	366
2001	J 6	W	74-52	H	479
2001	M 8	L	61-93	A	789
2002	J 6	L	64-76	H	423
2002	F 1	L	55-79	A	1546
2003	J 5	L	51-93	A	1025
2003	J 30	L	70-86	H	559
2004	J 9	L	58-78	A	741
2004	F 7	L	57-78	H	743
2005	J 7	L	69-89	H	420
2005	F 6	L	63-68	A	908
2006	J 14	L	63-73	H	653
2006	F 9	L	50-77	A	711
2006	D 29	L	71-74	H	431
2007	J 28	L	70-73	A	1060
2007	M 2	L	58-72	A	-
2008	J 12	L	56-76	H	512
2008	F 8	L	56-68	A	679
2009	J 22	L	48-83	A	678
2009	F 22	L	50-65	H	869
2010	J 21	L	56-59	H	647
2010	F 20	L	58-93	A	1007
2011	J 2	L	55-80	H	359
2011	M 5	L	48-66	A	1591
2012	F 4	L	52-73	A	1204
2012	M 1	W	76-65	H	431
2013	J 11	L	52-78	A	1206
2013	F 10	L	65-80	H	803
2014	F 2	L	72-79	A	820
2015	F 26	L	69-74	H	573
2016	J 17	L	73-75	H	568
2016	F 12	L	61-73	A	1660

2017	J 6	W	82-73	H	820
2017	F 19	L	48-67	A	1958

**UNC-WILMINGTON**

WSU's Series Record: 1-0

WSU Streak: +1

YEAR	DATE	W/L	WSU-OPP	LOC	ATT
2011	N 13	W	72-60	N	3238

**UNLV**

WSU's Series Record: 0-1

WSU Streak: -1

YEAR	DATE	W/L	WSU-OPP	LOC	ATT
1983	J 8	L	65-93	A	650

**UTAH**

WSU's Series Record: 6-14

WSU Streak: -1

WSU at Pullman: 2-7

WSU at Salt Lake City: 4-7

YEAR	DATE	W/L	WSU-OPP	LOC	ATT
1978	D 8	W	65-57	A	
1980	J 3	L	41-79	A	
1980	D 5	L	65-83	H	200
1982	D 10	L	63-70	A	150
1985	N 25	L	58-72	H	100
1986	D 13	L	56-59	A	551
1998	D 10	L	70-81 (OT)	H	382
1999	N 20	L	49-65	A	674
2002	D 21	L	50-85	H	339
2003	D 13	L	51-61	A	1283
2012	J 5	W	60-43	H	505
2013	F 24	L	47-59	A	964
2014	J 19	L	57-59	H	957
2014	F 14	W	83-73	A	987
2015	J 23	W	63-54	H	874
2015	F 15	W	61-52	A	653
2016	J 2	L	71-73	A	1151
2016	F 27	L	69-75	H	788
2017	F 5	W	61-55	A	1152
2017	F 23	L	57-74	H	611

**UTAH STATE**

WSU's Series Record: 0-2

WSU Streak: -2

YEAR	DATE	W/L	WSU-OPP	LOC	ATT
1972		L	37-40	N	
1980	F 5	L	68-84	A	

**UTAH VALLEY**

WSU's Series Record: 1-0

WSU Streak: +1

YEAR	DATE	W/L	WSU-OPP	LOC	ATT
2003	D 6	W	56-49	H	703

**VALPARAISO**

WSU's Series Record: 0-1

WSU Streak: -1

YEAR	DATE	W/L	WSU-OPP	LOC	ATT
2004	D 21	L	50-56	H	503

**VERMONT**

WSU's Series Record: 2-0

WSU Streak: +2

YEAR	DATE	W/L	WSU-OPP	LOC	ATT
1998	N 21	W	88-70	A	1650
2000	N 26	W	69-47	N	

**VICTORIA**

WSU's Series Record: 0-1

WSU Streak: -1

YEAR	DATE	W/L	WSU-OPP	LOC	ATT
1982	D 3	L	67-75	H	300

**VIRGINIA TECH**

WSU's Series Record: 0-1

WSU Streak: -1

YEAR	DATE	W/L	WSU-OPP	LOC	ATT
2002	N 30	L	50-72	N	703

**WAKE FOREST**

WSU's Series Record: 0-1

WSU Streak: -1

YEAR	DATE	W/L	WSU-OPP	LOC	ATT
2006	N 12	L	37-45	A	-

**WASHINGTON**

WSU's Series Record: 20-72  
 WSU Streak: -5  
 WSU at Pullman: 4-35  
 WSU at Seattle: 13-36  
 WSU Neutral: 3-1

YEAR	DATE	W/L	WSU-OPP	LOC	ATT
1971		W	43-32	A	
1972	M 2	W	68-22	A	
1972		W	67-24	N	
1973	F 3	W	44-36	A	
1973	F 24	W	63-26	A	
1974	F 2	L	41-43	A	
1974	F 23	W	57-25	A	
1974	F 28	W	61-38	N	
1975	F 14	W	68-26	A	
1975	F 20	W	58-33	A	
1975	M 6	W	60-24	N	
1976	J 17	L	51-65	H	
1976	J 31	L	41-68	A	
1976	F 27	W	51-38	A	
1977	J 29	W	71-70	H	
1977	F 24	L	45-66	A	
1978	M 4	L	69-82	H	4000
1979	F 3	W	76-75	A	
1980	F 23	W	68-65	A	200
1981	J 10	W	70-60	H	
1982	F 12	L	52-74	A	200
1983	F 5	L	56-57	A	421
1983	F 26	L	73-90	H	200
1984	F 11	L	65-66	A	272
1984	M 3	L	61-83	H	100
1985	F 9	L	66-67	H	300
1985	M 2	L	62-89	A	1067
1985	N 23	L	59-73	N	400
1986	F 8	L	53-81	H	200
1986	M 8	L	71-81	A	1256
1987	J 3	L	71-79	A	863
1987	F 7	L	57-91	H	367
1988	J 8	L	72-81	H	462
1988	F 4	L	58-76	A	2506
1989	F 4	L	64-84	A	2264
1989	M 4	L	63-69	H	820
1990	J 27	L	54-85	H	2005
1990	F 24	L	57-79	A	4928
1991	J 26	L	61-77	A	4717
1991	F 23	L	56-69	H	2531
1992	F 7	L	68-73	H	2256
1992	M 7	L	73-80	A	4220
1993	J 9	W	75-72 (OT)	A	4269
1993	M 13	L	62-77	H	1458
1994	J 29	L	69-85	H	1192
1994	F 26	L	64-89	A	6608
1995	J 28	L	64-82	A	6079
1995	F 25	W	72-67	H	1282
1996	J 20	L	76-93	H	1350
1996	F 17	L	60-78	A	5402
1997	J 18	L	56-78	A	5977
1997	F 15	L	45-65	H	674
1998	J 3	L	58-73	H	356
1998	M 7	L	63-81	A	4610
1999	J 4	L	69-91	A	2035
1999	M 6	L	70-71	H	806
2000	F 6	L	55-56	A	2935
2000	M 4	L	56-64	H	711
2001	F 3	L	71-91	H	1231
2001	M 3	L	64-80	A	5338
2001	D 21	L	64-98	A	3080
2002	J 25	L	68-75	H	553
2002	D 28	L	69-77	H	613
2003	M 1	L	49-73	A	6530
2004	J 24	L	54-72	A	4532
2004	F 21	L	64-82	H	1360
2005	J 22	L	61-68	H	1460
2005	F 19	L	72-76	A	3832
2006	J 7	L	70-73	H	951
2006	F 5	L	57-83	A	3541
2007	J 20	L	64-86	A	3175
2007	F 17	L	49-81	H	745
2008	J 4	L	46-61	H	1247
2008	F 3	L	40-84	A	4129
2009	J 3	L	58-71	A	3378
2009	M 6	L	55-62	H	1926
2010	J 29	L	70-76 (OT)	H	2064
2010	F 27	L	54-70	A	5510

2011	J 30	L	52-64	A	5295
2011	F 26	L	48-65	H	1147
2012	J 14	L	51-60	H	1310
2012	F 26	L	56-60	A	3961
2013	J 15	L	53-60	A	1836
2013	J 20	L	72-79	H	1077
2014	J 7	W	82-80	H	914
2014	J 11	W	85-76	A	1744
2015	F 20	W	83-72	A	2920
2015	F 22	L	43-83	H	1203
2015	D 29	L	64-79	H	837
2016	J 23	L	63-69	A	3157
2016	D 27	L	63-94	A	4635
2017	J 22	L	44-87	H	987

**WEBER STATE**

WSU's Series Record: 5-3  
 WSU Streak: -1

YEAR	DATE	W/L	WSU-OPP	LOC	ATT
1978	D 9	W	77-74	A	
1978	D 29	W	63-59	H	
1980	F 4	L	80-86	A	
1980	D 15	L	68-75	H	
1990	D 12	W	79-63	H	569
1992	D 19	W	66-50	A	268
1996	D 7	W	85-68	H	623
1996	D 28	L	71-77	A	367

**WEST VIRGINIA**

WSU's Series Record: 0-1  
 WSU Streak: -1

YEAR	DATE	W/L	WSU-OPP	LOC	ATT
2013	N 16	L	66-88	N	-

**WESTERN MICHIGAN**

WSU's Series Record: 0-1  
 WSU Streak: -1

YEAR	DATE	W/L	WSU-OPP	LOC	ATT
1999	N 26	L	65-68	N	652

**WESTERN OREGON**

(Formerly Oregon-College of Education)

WSU's Series Record: 3-1  
 WSU Streak: +2

YEAR	DATE	W/L	WSU-OPP	LOC	ATT
1973	M 1	W	57-34	N	
1976	F 4	L	42-44	A	
1976	M 11	W	51-45	N	
1978	J 13	W	74-51	A	

**WESTERN WASHINGTON**

WSU's Series Record: 6-8  
 WSU Streak: -1

YEAR	DATE	W/L	WSU-OPP	LOC	ATT
1971		W	35-32	H	
1972	F 26	L	40-45	A	
1972		W	44-39	N	
1973	F 3	L	47-53	A	
1973	M 3	L	46-48	A	
1974	F 1	W	53-51	A	
1974	F 23	L	51-55	A	
1974	M 2	L	37-39	N	
1975	J 11	W	64-36	H	
1975	F 21	W	57-53	A	
1975	D 16	L	55-85	H	
1976	F 28	L	58-63	A	
1978	M 3	W	70-57	H	400
1979	F 5	L	50-66	A	150

**WICHITA STATE**

WSU's Series Record: 2-0  
 WSU Streak: +2

YEAR	DATE	W/L	WSU-OPP	LOC	ATT
1993	D 4	W	73-67	H	741
1994	D 28	W	93-77	A	525

**WILLIAM PENN**

WSU's Series Record: 0-1  
 WSU Streak: -1

YEAR	DATE	W/L	WSU-OPP	LOC	ATT
1980	N 29	L	53-64	A	

**WISCONSIN**

WSU's Series Record: 1-1  
 WSU Streak: -1

YEAR	DATE	W/L	WSU-OPP	LOC	ATT
2011	N 18	W	69-51	A	4092
2012	N 18	L	44-52	H	458

**WISCONSIN-GREEN BAY**

WSU's Series Record: 1-1  
 WSU Streak: +1

YEAR	DATE	W/L	WSU-OPP	LOC	ATT
1988	N 25	L	49-62	N	1501
1992	D 7	W	59-52	H	411

**WISCONSIN-MILWAUKEE**

WSU's Series Record: 1-0  
 WSU Streak: +1

YEAR	DATE	W/L	WSU-OPP	LOC	ATT
2009	D 7	W	73-52	H	721

**WRIGHT STATE**

WSU's Series Record: 1-0  
 WSU Streak: +1

YEAR	DATE	W/L	WSU-OPP	LOC	ATT
1999	N 27	W	66-44	N	530

**WYOMING**

WSU's Series Record: 7-2  
 WSU Streak: +1

YEAR	DATE	W/L	WSU-OPP	LOC	ATT
1981	D 5	W	62-51	H	100
1985	J 6	W	66-47	A	230
1997	N 23	W	70-68	A	481
1998	N 24	W	94-49	H	200
2002	N 22	L	51-82	H	527
2003	N 24	W	59-50	A	455
2009	D 5	W	63-50	H	711
2010	D 18	L	43-63	A	3016
2017	M 18	W	68-67 (OT)	A&	1871

& WNIT (Laramie, Wyo.)





**OVERTIME GAMES (12-22)**

DATE	SCORE	RESULT	SITE	2/3/11	Oregon State	Pullman	13	W, 67-64	1997-98	4-7	(.364)	8-8	(.500)
11/22/13	Fresno State	Pullman	13	W, 92-79	1998-99	8-7	(.533)	3-9	(.250)				
2/11/77	Oregon 67, WSU 63	L	Pullman	1/29/04	California	Berkeley	12	W, 64-59	1999-2000	2-10	(.167)	2-14	(.125)
2/26/77	Central Wash 51, WSU 50	L	Ellensburg	12/7/92	Wisconsin-GB	Pullman	12	W, 59-52	2000-01	7-7*	(.500)	4-10	(.400)
12/8/79	Idaho State 60, WSU 58	L	Boise, Idaho	2/22/97	California	Berkeley	12	W, 83-70	2001-02	2-9	(.182)	0-18	(.000)
2/28/81	Montana State 75, WSU 70	L	Pullman	12/16/07	San Jose State	Pullman	12	W 78-72 (OT)	2002-03	2-11	(.154)	0-15	(.000)
3/7/81	Boise State 58, WSU 54	L	Boise, Idaho	12/7/13	Cal State Northridge	Pullman	12	W, 68-59	2003-04	3-10	(.300)	3-12	(.200)
12/7/84	Idaho State 73, WSU 69	L	Spokane	1/25/15	Colorado	Pullman	12	W, 73-68	2004-05	4-9	(.308)	2-13	(.133)
2/21/85	Oregon State 76, WSU 72	L	Pullman	2/1/90	USC	Los Angeles	11	W, 70-59	2005-06	5-7	(.417)	3-13	(.188)
1/25/86	Oregon 68, WSU 67	L	Pullman	12/8/94	Boise State	Pullman	11	W, 66-65	2006-07	3-11	(.214)	2-13	(.133)
1/15/87	Arizona State 95, WSU 83	L	Tempe, Ariz.	1/30/97	Arizona State	Tempe	11	W, 86-78	2007-08	3-12	(.200)	2-13	(.133)
12/12/87	Bowling Green 83, WSU 73	L	Pullman	12/19/08	Hawaii	Honolulu	11	W, 66-48	2008-09	5-8	(.385)	6-11	(.353)
3/5/88	Arizona State 82, WSU 79	L	Pullman	2/12/05	Oregon State	Pullman	11	W, 68-63	2009-10	4-10	(.286)	4-12	(.250)
12/30/88	North Texas 87, WSU 85	L	Denton, Texas	1/3/14	Arizona State	Pullman	11	W, 85-78	2010-11	4-8	(.333)	4-15	(.211)
2/17/89	Oregon 87, WSU 76	L	Eugene, Ore.	1/28/88	UCLA	Los Angeles	10	W, 53-52	2011-12	5-8	(.384)	8-12	(.400)
3/8/90	WSU 87, Arizona 72	W	Tucson, Ariz.	2/18/89	Oregon State	Corvallis	10	W, 68-66	2012-13	6-7	(.462)	5-13	(.278)
12/14/91	WSU 79, Boise State 77	W	Boise, Idaho	1/4/90	Arizona State	Pullman	10	W, 92-80	2013-14	8-6	(.571)	9-11	(.450)
1/31/92	USC 71, WSU 65	L	Los Angeles	1/14/95	USC	Los Angeles	10	W, 62-61	2014-15	7-8	(.467)	10-7	(.588)
2/13/92	WSU 77, Oregon State 74	W	Pullman	1/25/96	California	Berkeley	10	W, 90-77	2015-16	7-6	(.538)	7-10	(.412)
1/9/93	WSU 75, Washington 72	W	Seattle	12/6/96	Fresno State	Pullman	10	W, 69-68	2016-17	9-7	(.563)	7-13	(.350)
3/9/96	WSU 88, UCLA 81	W	Pullman	12/21/97	Mississippi State	Hilo, Hawaii	10	W, 61-59	Totals	256-291	(.468)	257-462	(.357)
12/22/96	WSU 79, Boise State 78	W	Boise, Idaho	1/20/01	Oregon	Pullman	10	W, 67-64					
12/10/98	Utah 81, WSU 70	L	Pullman	1/27/05	California	Pullman	10	W, 79-69					
1/9/05	USC 77, WSU 75	L	Pullman	2/15/08	Oregon State	Pullman	10	W, 56-52					
12/4/05	WSU 80, Boise State 76	W	Boise, Idaho	2/8/13	USC	Pullman	10	W, 57-54					
1/21/06	Oregon State 69, WSU 67	L	Corvallis, Ore.	12/9/14	Gonzaga	Spokane	10	W, 59-58					
12/17/06	WSU 72, Northwestern St. 70	W	Pullman										
12/16/07	WSU 78, San Jose State 72	W	Pullman										
1/29/10	Washington 76, WSU 70	L	Pullman										
12/31/11	WSU 61, Oregon State 54	W (20T)	Corvallis										
11/10/12	Minnesota 87, WSU 83	L (20T)	Minneapolis										
11/11/12	South Dakota St. 65, WSU 56	L	Minneapolis										
1/27/13	WSU 76, Oregon State 73	W	Pullman										
12/18/13	WSU 77, UC Riverside 73	W	Kennewick										
2/27/14	California 75, WSU 68	L	Berkeley										
1/11/15	Stanford 86, WSU 76	L	Pullman										
11/20/16	Oklahoma St 79, WSU 72	L	Pullman										
12/4/16	Boise St 77, WSU 73	L	Pullman										
3/18/17	WSU 68, Wyoming 67	W	Laramie, Wyo.										

\*Includes two losses @ Spokane Arena (Cougar Shootout)


**HOME AND AWAY WIN-LOSS PCT**

YEAR	HOME	PERCENT	A/N	PERCENT
1970-71	9-1	(.900)	2-0	(1.000)
1971-72	2-1	(.667)	9-3	(.750)
1972-73	5-0	(1.000)	6-3	(.667)
1973-74	4-0	(1.000)	8-3	(.727)
1974-75	3-4	(.429)	10-3	(.769)
1975-76	2-6	(.250)	7-10	(.412)
1976-77	7-2	(.778)	9-6	(.600)
1977-78	10-2	(.833)	9-3	(.750)
1978-79	8-0	(1.000)	13-5	(.706)
1979-80	3-7	(.300)	3-14	(.176)
1980-81	4-5	(.444)	8-11	(.412)
1981-82	6-6	(.500)	9-8	(.529)
1982-83	2-8	(.200)	3-14	(.176)
1983-84	3-8	(.273)	4-10	(.286)
1984-85	5-6	(.455)	4-11	(.267)
1985-86	5-6	(.455)	6-11	(.353)
1986-87	6-7	(.462)	4-11	(.267)
1987-88	7-5	(.583)	4-12	(.200)
1988-89	8-5	(.615)	5-10	(.333)
1989-90	8-3	(.727)	9-8	(.529)
1990-91	12-4	(.750)	6-7	(.462)
1991-92	7-5	(.583)	5-10	(.333)
1992-93	4-9	(.308)	3-11	(.214)
1993-94	5-8	(.625)	3-11	(.214)
1994-95	11-3	(.786)	5-8	(.385)
1995-96	7-4	(.636)	10-8	(.555)
1996-97	6-8	(.444)	4-9	(.422)

**GREATEST COMEBACKS**

DATE	OPPONENT	SITE	DEFICIT	RESULT
1/9/93	Washington	Seattle	18 W, 75-72 (OT)	
2/15/01	Oregon	Eugene	16 W, 77-76	
3/5/10	Oregon	Pullman	15 W, 67-53	
2/3/91	UCLA	Pullman	14 W, 78-77	
12/29/12	Gonzaga	Spokane	14 W, 57-51	
1/27/13	Oregon State	Pullman	14 W, 76-73 (OT)	
3/2/17	Colorado	Seattle	14 W, 79-78	
3/16/17	BYU	Provo	14 W, 72-64	
12/19/88	BYU	Pullman	13 W, 97-75	
2/25/95	Washington	Pullman	13 W, 72-67	
12/2/00	Idaho	Pullman	13 W, 68-52	
11/18/07	Eastern Washington	Cheney	13 W, 70-59	
1/31/09	Arizona	Pullman	13 W, 68-58	
2/26/10	at Arizona State	Tempe	13 W, 66-62	

# ***WSU RECORD BOOK***



# Single-Game Records

## POINTS (30+)

NO.	PLAYER	OPPONENT	DATE
1. 41	Ruff, Jenni	California	2/24/96
2. 37	Presley, Tia	Fresno State	11/22/13
3. 36	Thompson, Camille	Oregon State	1/22/94
36	Ruff, Jenni	at Boise State	12/8/95
36	Ruff, Jenni	at Houston	12/30/95
36	Presley, Tia	at Hampton	11/25/14
7. 35	Ruff, Jenni	UCLA	3/9/96
8. 34	Weber, Kathy	Idaho State	12/21/91
34	Galdeira, Lia	vs. Oregon	3/5/15
10. 33	Miles, Marcia	at Portland	11/29/85
33	Gray (Mauch), Jonni	Oregon State	2/20/88
33	Miller (Weir), Angie	at North Texas St.	12/30/88
33	Miller (Weir), Angie	at Arizona State	1/7/89
33	Ruff, Jenni	at California	1/25/96
33	Ruff, Jenni	USC	3/7/96
33	Lamb, Tricia	vs. Appalachian St.	11/20/98
33	Lamb, Tricia	Arizona	1/7/99
33	Cook, April	at Arizona State	2/6/10
33	Galdeira, Lia	at Minnesota	11/10/12
33	Galdeira, Lia	vs. Maryland	11/29/14
<b>33</b>	<b>Molina, Chanelle</b>	<b>UCLA</b>	<b>1/6/17</b>
22. 32	Presley, Tia	at Utah	2/14/14
32	Presley, Tia	at Colorado	2/16/14
32	Presley, Tia	Oregon	2/23/14
25. 31	Miles, Marcia	Gonzaga	2/6/86
31	Dietel, Alke	Idaho	12/8/98
31	Galdeira, Lia	vs. Oregon	3/6/14
31	Presley, Tia	vs. Oregon	3/6/14
31	Galdeira, Lia	Eastern Washington	3/18/15
30. 30	Miles, Marcia	San Jose State	1/26/85
30	Miller (Weir), Angie	California	2/10/90
30	Metson, Kristin	Arizona	3/7/91
30	Wellsandt, Darci	Arizona	1/9/92
30	Ruff, Jenni	Washington	1/20/96
30	Gray (Mauch), Jonni	USC	1/28/99
30	Dietel, Alke	at Stanford	2/24/00
30	Hristova, Borislava	San Jose State	11/27/15

## FIELD GOALS MADE

NO.	PLAYER	OPPONENT	DATE
1. 15	Miller (Weir), Angie	at North Texas St.	12/30/88
15	Thompson, Camille	Oregon State	1/22/94
15	Ruff, Jenni	at Boise State	12/8/95
15	Presley, Tia	Fresno State	11/22/13
5. 14	Miles, Marcia	Gonzaga	2/6/86
14	Ruff, Jenni	California	2/24/96
14	Galdeira, Lia	vs. Oregon	3/5/15
8. 13	Overby, Cassandra	Portland State	1/16/82
13	Miles, Marcia	at Oregon	2/23/84
13	Miles, Marcia	at Portland	11/29/85
13	Gonzalez, Cathy	Eastern Washington	12/9/86
13	Gray (Mauch), Jonni	Oregon State	2/20/88
13	Miller (Weir), Angie	UCLA	3/1/90
13	Metson, Kristin	Arizona	3/7/91
13	Weber, Kathy	Iowa State	12/6/91
13	Weber, Kathy	Idaho State	12/21/91
13	Ruff, Jenni	at Houston	12/30/95
13	Lamb, Tricia	vs Appalachian St.	11/20/98
13	Cook, April	at Arizona State	2/6/10
13	Presley, Tia	Oregon	2/23/14
13	Galdeira, Lia	at California	2/2/15
<b>13</b>	<b>Molina, Chanelle</b>	<b>UCLA</b>	<b>1/6/17</b>

## FIELD GOALS ATTEMPTED

NO.	PLAYER	OPPONENT	DATE
1. 28	Galdeira, Lia	at Dayton	12/15/13
28	Galdeira, Lia	at California	2/2/15
3. 27	Miles, Marcia	at Oregon	2/23/84
27	Broaden, Pat	at Idaho	2/13/86
27	Miller (Weir), Angie	at North Texas St.	12/30/88
27	Miller (Weir), Angie	at Oregon	2/17/89
27	Galdeira, Lia	at Minnesota	11/10/13
8. 26	Thompson, Camille	Oregon State	1/22/94
26	Galdeira, Lia	at Oregon	2/17/13
10. 25	Erickson, Kristin	California	2/24/96
25	Dietel, Alke	at Stanford	2/24/00
25	Galdeira, Lia	Oregon State	1/27/13
25	Galdeira, Lia	at Hawaii	11/15/13
25	Galdeira, Lia	at Oregon	1/18/15

## FIELD GOAL PERCENTAGE (Min. 8 Made)

PCT.	PLAYER	OPPONENT	DATE
1. 1.000 (10-10)	Saneholtz, Amy	Stanford	1/8/94
<b>1.000 (8-8)</b>	<b>Kmetovska, Ivana</b>	<b>at Colorado</b>	<b>2/3/17</b>
3. .900 (9-10)	Reynvaan, Juli	at EWU	12/5/87
.900 (9-10)	Thompson, Camille	California	1/25/92
5. .889 (8-9)	Overby, Cassandra	at San Diego State	11/23/81
.889 (8-9)	Wulff (Fisher), Linda	at San Jose State	1/28/84
.889 (8-9)	Ruff, Jenni	Oral Roberts	12/2/95
.889 (8-9)	Kunze, Yvonne	Arizona State	2/1/96
.889 (8-9)	Ottmar, Jessica	Idaho	12/2/00
.889 (8-9)	Williams, Jasmine	Oregon	2/17/08

## 3-POINT FIELD GOALS MADE

NO.	PLAYER	OPPONENT	DATE
1. 8	Lamb, Tricia	Arizona	1/7/99
2. 7	Kronberger, Kelli	at California	3/12/94
7	Kronberger, Kelli	Arizona State	3/3/94
7	Jarosch, Susie	at Kansas State	12/30/94
7	Erickson, Kristin	at Arizona	2/29/96
6. 6	Wellsandt, Darci	Oregon	2/15/91
6	Norman, Heather	at EWU	11/23/91
6	Wheeler, Erika	UCLA	3/4/93
6	Smith, Joanna	Southern Utah	1/13/97
6	Smith, Joanna	Stanford	1/25/97
6	Smith, Joanna	vs Mississippi State	12/21/97
6	Smith, Joanna	California	2/19/98
6	Lamb, Tricia	vs Appalachian State	11/20/98
6	Lamb, Tricia	Gonzaga	12/18/98
6	Lamb, Tricia	UCLA	2/25/99
6	Dietel, Alke	at Stanford	2/24/00
6	Nyseth, Katie	Stanford	2/22/01
6	McCurtain, Francine	at BYU	11/24/01
6	Ferguson, Adriane	at Nebraska	11/22/04
6	Scales, Ariana	at Washington	2/19/05
6	DuRocher, Amanda	Oregon State	2/24/07
6	Perkins, Jazmine	at Oregon	1/6/11
6	Presley, Tia	Idaho State	11/16/14
6	Galdeira, Lia	vs. Oregon	3/5/15
<b>6</b>	<b>Swedlund, Alexys</b>	<b>at Kentucky</b>	<b>12/21/16</b>

## 3-POINT FIELD GOALS ATTEMPTED

NO.	PLAYER	OPPONENT	DATE
1. 14	Wheeler, Erika	UCLA	3/4/93
14	Lamb, Tricia	Colorado	12/5/98
14	Lamb, Tricia	Gonzaga	12/18/98
14	Perkins, Jazmine	at Oregon	1/6/11
5. 13	Norman, Heather	at Southern Utah	2/21/91
13	Wheeler, Erika	USC	3/6/93
13	Erickson, Kristin	at Arizona	2/29/96
13	Lamb, Tricia	at UCLA	1/30/99
13	McCurtain, Francine	vs Michigan	12/7/01
13	DuRocher, Amanda	at Boise State	12/4/05
13	Appleton, Katie	at Hawaii	12/19/08
13	Cook, April	vs Arizona	3/12/09
13	Cook, April	at Arizona	2/4/10
13	Galdeira, Lia	at California	2/2/15

## 3-POINT FIELD GOAL PERCENTAGE (Min. 6 Made)

PCT.	PLAYER	OPPONENT	DATE
1. .750 (6-8)	Wellsandt, Darci	Oregon	2/15/91
.750 (6-8)	Ferguson, Adriane	at Nebraska	11/22/04
3. .700 (7-10)	Kronberger, Kelli	Arizona State	3/3/94
4. .667 (8-12)	Lamb, Tricia	Arizona	1/7/99
.667 (6-9)	Lamb, Tricia	UCLA	2/25/99
.667 (6-9)	McCurtain, Francine	at BYU	11/24/01
7. .636 (7-11)	Jarosch, Susie	at Kansas State	12/30/94
8. .600 (6-10)	Smith, Joanna	Stanford	1/25/97
.600 (6-10)	Smith, Joanna	vs Mississippi State	12/21/97
.600 (6-10)	Smith, Joanna	California	2/19/98
.600 (6-10)	Scales, Ariana	at Washington	2/19/05
.600 (6-10)	Presley, Tia	Idaho State	11/16/14
.600 (6-10)	Galdeira, Lia	vs. Oregon	3/5/15

## FREE THROWS MADE

NO.	PLAYER	OPPONENT	DATE
1. 16	Miles, Marcia	at Portland State	11/30/85
16	Presley, Tia	at Utah	2/14/14
3. 15	Miles, Marcia	Oregon	1/25/86
15	Bowden, Penny	Oregon State	1/24/87
15	Miller (Weir), Angie	at Arizona State	1/7/89
15	Wellsandt, Darci	Oregon State	2/13/92
7. 14	Ruff, Jenni	Washington	1/20/96
8. 13	Overby, Cassandra	Oregon State	2/20/82
13	Hyett, Jade	at California	2/22/97
13	Galdeira, Lia	vs. California	3/7/14

## FREE THROWS ATTEMPTED

NO.	PLAYER	OPPONENT	DATE
1. 21	Presley, Tia	at Utah	2/14/14
2. 19	Ruff, Jenni	Washington	1/20/96
3. 18	Miles, Marcia	at Portland State	11/30/85
18	Bowden, Penny	Oregon State	1/24/87
18	Wellsandt, Darci	Oregon State	2/13/92
6. 17	Miles, Marcia	Oregon	1/25/86
7. 16	Miller (Weir), Angie	at Arizona State	1/7/89
16	Thompson, Camille	Washington	1/29/94
16	Ruff, Jenni	USC	3/7/96
16	Kerns, Jennifer	at Wyoming	11/23/97
16	Galdeira, Lia	vs. California	3/7/14



## FREE THROW PERCENTAGE (Min. 8 Made)

PCT.	PLAYER	OPPONENT	DATE
1. 1.000 (13-13)	Hyett, Jade	at California	2/22/97
1.000(11-11)	Jones, Charmaine	at USC	2/3/05
1.000(9-9)	Miller (Weir), Angie	BYU	12/19/88
1.000(9-9)	Wilder, Laura	at Arizona State	1/30/97
1.000(9-9)	McCall, Bianca	California	2/13/03
1.000(9-9)	Jones, Charmaine	Pepperdine	11/18/05
1.000(9-9)	Amojo, Irete	Louisville	12/19/11
1.000(8-8)	Patterson, Shelley	at Stanford	2/1/83
1.000(8-8)	Miles, Marcia	at Seattle Pacific	11/22/85
1.000(8-8)	Steele, Robin	vs San Diego	11/29/86
1.000(8-8)	Weber, Kathy	Idaho State	12/21/91
1.000(8-8)	Wellsandt, Darci	Stanford	1/23/92
1.000(8-8)	Kunze, Yvonne	Oral Roberts	12/2/95
1.000(8-8)	Kerns, Jennifer	Oregon	1/11/96
1.000(8-8)	McNeely, Cathy	Southern Utah	1/13/97
1.000(8-8)	Kerns, Jennifer	at Washington March	7/98
1.000(8-8)	Harrod, Victoria	UCLA	1/9/00
1.000(8-8)	Berglund, Kelley	at Washington	2/6/00
1.000(8-8)	Perry, Jessica	San Diego State	12/22/03
1.000(8-8)	Jones, Charmaine	at Saint Mary's	11/26/04
1.000(8-8)	Moore, Keisha	at Arizona	2/24/05
1.000(8-8)	Galdeira, Lia	at Colorado	2/22/13

## REBOUNDS (15+)

NO.	PLAYER	OPPONENT	DATE
1. 22	Saneholtz, Amy	at Arizona State	3/2/95
2. 21	Benz, Kate	vs Idaho State	11/26/05
3. 19	Hawks, Brittney	at Oregon State	12/28/01
19	McCall, Bianca	Wyoming	11/22/02
19	Benz, Kate	San Diego State	12/22/03
6. 18	McCall, Bianca	Arizona	2/26/04
18	Cooks, Mariah	USC	2/28/15
8. 17	Overby, Cassandra	San Jose State	1/20/83
17	Overby, Cassandra	at Gonzaga	12/12/83
17	Overby, Cassandra	at Seattle	1/10/84
17	Thompson, Camille	vs Butler	12/20/93
17	Kunze, Yvonne	at California	1/25/96
13. 16	Eggart, Jeanne	Montana State	1/22/82
16	Gray (Mauch), Jonni	at Seattle	1/18/86
16	Thompson, Camille	at Arizona	3/14/92
16	Ellis, Kireen	at California	1/5/95
16	Benz, Kate	Northwestern State	12/17/06
16	Coates, Ebonee	Oregon	2/17/08
<b>16</b>	<b>Brown, Louise</b>	<b>Oklahoma State</b>	<b>11/20/16</b>
20. 15	Zapel (Bertus), Holly	Idaho	12/10/83
15	Mohr, Nikki	vs Montana Tech	12/8/84
15	Miller (Weir), Angie	at Arizona State	3/11/88
15	Weber, Kathy	Idaho State	12/21/91
15	Ruff, Jenni	at Oregon	2/10/96
15	Kunze, Yvonne	USC	1/29/98
15	Benz, Kate	Valparaiso	12/21/04
15	Benz, Kate	Stanford	1/29/05
15	Benz, Kate	at Hawaii	11/25/05
15	Madison, Katie	Saint Mary's	12/3/09
15	Noyes, Carly	Arizona	1/7/10
15	Perkins, Jazmine	at Ohio State	12/22/11
15	Perkins, Jazmine	at Oregon State	12/31/11
15	Dheensaw, Shalie	at California	2/27/14

## ASSISTS (10+)

NO.	PLAYER	OPPONENT	DATE
1. 20	Hyett, Jade	California	1/23/97
2. 15	Hyett, Jade	at Arizona State	1/30/97
3. 14	Bowden, Penny	Oregon State	2/20/88
14	Hyett, Jade	at California	2/22/97
5. 13	Jarosch, Susie	at Wichita State	12/28/94
6. 12	Mariani, Cheryl	at Seattle	1/10/84
12	Bowden, Penny	California	1/16/88
12	Bowden, Penny	at California	2/12/88
12	Bowden, Penny	at Arizona State	3/11/88
12	Kerns, Jennifer	Oregon State	2/19, 2000
11. 11	Wulff (Fisher), Linda	at California	2/1/85
11	Bowden, Penny	at USC	3/7/87
11	Bowden, Penny	Arizona	3/3/88
11	Williamson, Darla	Gonzaga	12/8/90
11	Hyett, Jade	at Arizona State	3/2/96
11	Hyett, Jade	at Gonzaga	11/30/96
11	Hyett, Jade	Southern Utah	1/13/97
11	Hyett, Jade	Stanford	1/25/97
11	Kerns, Jennifer	Washington	1/3/98
20. 10	Mariani, Cheryl	San Francisco	2/18/84
10	Mariani, Cheryl	at Oregon	2/23/84
10	Fey, Sharma	Oregon State	2/21/85
10	Bowden, Penny	Oral Roberts	12/11/87
10	Bowden, Penny	USC	1/30/88
10	Brown, Charnez	vs Gonzaga	12/9/88
10	Gray (Mauch), Jonni	at Arizona State	1/7/89
10	Williamson, Darla	UCLA	1/27/89
10	Williamson, Darla	at Texas A&M	11/24/90
10	Jarosch, Susie	at California	2/9/91
10	Ruff, Jenni	at California	3/12/94
10	Hyett, Jade	EWU	12/15/95
10	Hyett, Jade	USC	1/4/97
10	Nyseth, Katie	at Stanford	2/24/00
10	Perry, Jessica	Gonzaga	11/29/01

## STEALS (7+)

NO.	PLAYER	OPPONENT	DATE
1. 9	Eggart, Jeanne	Eastern Washington	1/29/82
9	Patterson, Shelley	Oregon	2/17/83
9	Bowden, Penny	Gonzaga	12/30/87
9	Wellsandt, Darci	Arizona State	1/11/92
9	Hyett, Jade	Fresno State	12/6/96
6. 8	Eggart, Jeanne	at Alaska-Fairbanks	2/2/82
8	Moore, KiKi	Saint Mary's	12/3/09
8	LeNoir, Danielle	at UCLA	2/20/10
8	Moore, KiKi	Oregon State	3/7/10
<b>8</b>	<b>Hailey, Caila</b>	<b>at BYU</b>	<b>3/16/17</b>
11. 7	Eggart, Jeanne	Wyoming	12/5/81
7	Eggart, Jeanne	Minnesota	12/6/81
7	Patterson, Shelley	vs Simon Fraser	11/27/82
7	Patterson, Shelley	California	1/22/83
7	Bowden, Penny	at Idaho	11/30/86
7	Bowden, Penny	Oral Roberts	12/11/87
7	Long, Lynn	Gonzaga	12/30/87
7	Weber, Kathy	Idaho State	12/21/91
7	Wellsandt, Darci	Stanford	1/23/92
7	Jarosch, Susie	at Arkansas	12/31/92
7	Kronberger, Kelli	Gonzaga	12/11/93
7	Wight, Julie	Idaho	12/14/94
7	Ruff, Jenni	vs Fairfield	11/25/95
7	Hyett, Jade	Oral Roberts	12/2/95
7	Hyett, Jade	at Boise State	12/22/96
7	Hyett, Jade	at California	2/22/97
7	Hawks, Brittney	at Idaho	12/5/01
7	Perry, Jessica	Boise State	11/19/04
7	Perkins, Jazmine	at Hawaii	12/22/08
7	Moore, KiKi	at Kansas State	11/20/09
7	Moore, KiKi	at UCLA	2/20/10
7	Perkins, Jazmine	Arizona	1/28/12
7	Galdeira, Lia	at Arizona State	2/1/13
7	Galdeira, Lia	at Arizona	2/3/13
7	Galdeira, Lia	Colorado	1/25/15
7	Presley, Tia	vs. Arizona State	3/6/15

## BLOCKS (5+)

NO.	PLAYER	OPPONENT	DATE
1. 12	<b>McClure, Nike</b>	<b>Colorado</b>	<b>2/25/17</b>
2. 7	<b>McClure, Nike</b>	<b>Arizona</b>	<b>2/12/17</b>
3. 6	Zapel (Bertus), Holly	Washington	2/9/85
6	Coates, Ebonee	Northwestern State	12/17/06
6	Coates, Ebonee	Oregon State	1/15/09
6. 5	Overby, Cassandra	at Alaska-Anchorage	2/6/82
5	Zapel (Bertus), Holly	vs Simon Fraser	11/27/82
5	Metson, Kristin	at California	2/9/91
5	Weber, Kathy	Texas A&M	12/7/91
5	Weber, Kathy	at UCLA	2/2/92
5	Weber, Kathy	Texas Southern	12/4/92
5	McCall, Bianca	vs Oregon State	3/5/04
5	Noyes, Carly	at Portland	11/18/10
5	Noyes, Carly	Arizona State	2/19/11
5	Noyes, Carly	Arizona State	1/6/13
5	Dheensaw, Shalie	at Arizona	2/3/13
5	Blanaru, Bianca	Idaho State	11/16/14
5	Dheensaw, Shalie	at Arizona	1/3/15
5	<b>Kostourkova, Maria</b>	<b>vs. Maryland</b>	<b>11/26/16</b>
5	<b>Kostourkova, Maria</b>	<b>at Gonzaga</b>	<b>12/8/16</b>

**POINTS (20+)**

NO.	PLAYER	OPPONENT	DATE
1. 33	Lia Galdeira	at Minnesota	11/10/12
<b>33</b>	<b>Chanelle Molina</b>	<b>UCLA</b>	<b>1/6/17</b>
3. 30	Borislava Hristova	San Jose State	11/27/15
4. 28	Nikki Mohr	Puget Sound	11/26/83
28	Jazmine Perkins	Northern Colorado	11/28/08
6. 27	Kristal Stahl	Baylor	1/2/89
7. 26	Kristal Stahl	BYU	12/19/88
8. 25	Marisa Stotler	Santa Clara	11/25/06
9. 24	Angie Weir (Miller)	California	1/16/88
24	Angie Weir (Miller)	Arizona State	3/5/88
24	Tricia Lamb	Colorado State	11/21/97
24	Marisa Stotler	Eastern Washington	12/2/06
24	KiKi Moore	Oregon	1/3/10
24	Borislava Hristova	vs. USC	3/3/16
15. 23	Jenni Ruff	Arizona State	2/13/93
23	Joanna Smith	Arizona State	1/30/97
23	Alke Dietel	UCLA	1/31/98
23	Francine McCurtain	USC	1/4/02
23	April Cook	Washington	3/6/09
23	Borislava Hristova	vs. Nevada	11/20/15
23	Borislava Hristova	at Utah	1/2/16
22. 22	Angie Weir (Miller)	Eastern Washington	12/5/87
22	Kristal Stahl	UCLA	1/27/89
22	Kristal Stahl	California	2/9/89
22	Kristal Stahl	Stanford	2/11/89
22	Jenni Ruff	Oregon State	2/18/93
22	Alke Dietel	Washington	1/3/98
22	Alke Dietel	Arizona State	2/5/98
22	April Cook	California	2/8/09
22	April Cook	Arizona	3/12/09
22	Lia Galdeira	Oregon State	1/27/13
22	Borislava Hristova	at Oklahoma St.	11/30/15
22	Borislava Hristova	Oregon State	2/7/16
34. 21	Nikki Mohr	Pacific	2/4/84
21	Kristal Stahl	Oregon	1/21/89
21	Amy Saneholtz	Stanford	1/8/94
21	Alke Dietel	California	1/24/98
21	Jessica Perry	Oregon	3/1/02
21	Jazmine Perkins	Oregon State	1/15/09
21	April Cook	San Francisco	11/30/08
21	Romberg, Sage	at Oregon State	1/8/11
21	Amojo, Ireti	at Arizona	1/22/11
21	Lia Galdeira	at Arizona	2/3/13
21	Borislava Hristova	at San Diego	12/6/15
21	Borislava Hristova	USC	1/15/16
46. 20	Angie Weir (Miller)	Oregon	2/18/88
20	Angie Weir (Miller)	USC	2/26/88
20	Joanna Smith	Southern Utah	1/13/97
20	Joanna Smith	Washington	1/18/97
20	Francine McCurtain	Washington	12/21/01
20	Kate Benz	UCLA	2/7/04
20	Katie Appleton	Boise State	12/4/05
20	Amanda DuRocher	UCLA	1/14/06
20	Amanda DuRocher	Washington	2/5/06
20	April Cook	Montana State	11/23/08
20	Lia Galdeira	at Arizona State	2/1/13
20	Borislava Hristova	Hampton	11/16/15
<b>20</b>	<b>Chanelle Molina</b>	<b>at Oregon</b>	<b>1/1/17</b>

**MINUTES (39+)**

NO.	PLAYER	OPPONENT	DATE
1. 44	Angie Weir (Miller)	Arizona State	3/5/88
2. 41	Jonni Mauch (Gray)	Oregon	1/25/86
3. 40	Angie Weir (Miller)	Oregon	2/18/88
40	Kristal Stahl	Idaho	12/10/88
40	Kristal Stahl	USC	1/28/89
40	Francine McCurtain	Idaho	12/5/01
40	Stephanie Singer	Arizona	2/26/04
40	Lia Galdeira	at Minnesota	11/10/12
9. 39	Holly Bertus (Zapel)	Oregon State	2/20/82
39	Jonni Mauch (Gray)	Oregon State	12/14/85
39	Angie Weir (Miller)	Washington	2/4/88
39	Angie Weir (Miller)	Arizona State	3/11/88
39	Kristal Stahl	North Texas State	12/30/88
39	Kristal Stahl	Oregon State	1/19/89
39	Kristal Stahl	UCLA	1/27/89
39	Kristal Stahl	California	2/9/89
39	Jade Hyett	Oregon	1/11/96
39	Katie Appleton	Oregon State	1/21/06
39	Katie Appleton	Washington	1/25/06
39	Jazmine Perkins	Washington	3/6/09
39	Brown, Louise	at Washington	2/20/15

**FIELD GOALS (10+)**

NO.	PLAYER	OPPONENT	DATE
<b>1. 13</b>	<b>Chanelle Molina</b>	<b>UCLA</b>	<b>1/6/17</b>
2. 12	Nikki Mohr	Puget Sound	11/26/83
12	Lia Galdeira	at Minnesota	11/10/12
12	Borislava Hristova	San Jose State	11/27/15
5. 11	Jazmine Perkins	Northern Colorado	11/28/08
11	Borislava Hristova	vs. Nevada	11/20/15
7. 10	Jenni Ruff	Arizona State	2/13/93
10	Amy Saneholtz	Stanford	1/8/94
10	Tricia Lamb	Colorado State	11/21/97
10	Alke Dietel	Washington	1/3/98
10	Marisa Stotler	Santa Clara	11/25/06
10	Borislava Hristova	at Utah	1/2/16

**FIELD GOALS ATTEMPTED (20+)**

NO.	PLAYER	OPPONENT	DATE
1. 27	Lia Galdeira	at Minnesota	11/10/12
2. 26	Lia Galdeira	at Oregon	2/17/13
3. 25	Lia Galdeira	Oregon State	1/27/13
4. 23	Jazmine Perkins	Northern Colorado	11/28/08
23	Borislava Hristova	at Utah	1/2/16
6. 22	Jazmine Perkins	Oregon State	2/14/09
7. 21	Kristal Stahl	Minnesota	11/26/88
21	April Cook	Washington	1/3/09
9. 20	Angie Weir (Miller)	Arizona State	3/5/88
20	Kristal Stahl	Oregon	1/21/89
20	Jenni Ruff	Arizona State	2/13/93
20	Marisa Stotler	Eastern Wash.	12/2/06
20	Jazmine Perkins	Hawaii	12/22/08
20	Jazmine Perkins	Kansas State	12/28/08
20	Jazmine Perkins	California	1/8/09
20	April Cook	Arizona	3/12/09
20	Lia Galdeira	vs. South Dakota St.	11/11/12
20	Lia Galdeira	at USC	1/13/13
<b>20</b>	<b>Chanelle Molina</b>	<b>UCLA</b>	<b>1/6/17</b>

**3-POINT FIELD GOALS (5+)**

NO.	PLAYER	OPPONENT	DATE
1. 6	Joanna Smith	Southern Utah	1/13/97
6	Joanna Smith	Stanford	1/25/97
6	Francine McCurtain	BYU	11/24/01
4. 5	Kristal Stahl	BYU	12/19/88
5	Joanna Smith	Arizona State	1/30/97
5	Joanna Smith	Clemson	12/21/96
5	Alke Dietel	UCLA	1/31/98
5	Francine McCurtain	Washington	12/21/01
5	Amanda DuRocher	Boise State	12/4/05
5	Amojo, Ireti	at Arizona	1/22/11

**3-POINT FIELD GOALS ATTEMPTED (10+)**

NO.	PLAYER	OPPONENT	DATE
1. 13	Francine McCurtain	Michigan	12/7/01
13	Amanda DuRocher	Boise State	12/4/05
13	April Cook	Arizona	3/12/09
4. 12	Joanna Smith	Southern Utah	1/13/97
12	Joanna Smith	UCLA	3/8/97
12	Alexys Swedlund	San Jose State	11/27/15
7. 11	Joanna Smith	Clemson	12/21/96
11	Francine McCurtain	Washington	12/21/01
11	Amanda DuRocher	Stanford	12/20/05
10. 10	Kristal Stahl	UCLA	1/27/89
10	Kristal Stahl	Oregon	2/17/89
10	Joanna Smith	Stanford	1/25/97
10	Katie Appleton	CSU-Northridge	12/2/05
10	Amanda DuRocher	California	12/22/05
10	Amanda DuRocher	USC	2/11/06
10	April Cook	USC	1/24/09
10	April Cook	USC	2/20/09
10	Lia Galdeira	Washington	1/20/13

**FREE THROWS MADE (8+)**

NO.	PLAYER	OPPONENT	DATE
1. 9	Jonni Mauch (Gray)	Oregon State	1/23/86
9	Jade Hyett	California	1/25/96
9	Kate Benz	Oregon	1/17/04
9	Danielle LeNoir	Arizona	2/26/09
9	Lia Galdeira	Wisconsin	11/18/12
6. 8	Marcia Miles	TCU	12/11/82
8	Jenni Ruff	Oregon State	2/18/93
8	Jennifer Kerns	Oregon	1/11/96
8	Cathy McNeely	Southern Utah	1/13/97
8	Kelley Berglund	Washington	2/6/00
8	Adriane Ferguson	USC	1/11/04
8	Nakejia Kelly	Kentucky	11/10/06
8	April Cook	Boise State	11/20/08
8	April Cook	Montana State	11/23/08
8	KiKi Moore	Oregon	1/3/10
8	Lia Galdeira	at Colorado	2/22/13

**FREE THROWS ATTEMPTED**

NO.	PLAYER	OPPONENT	DATE
1. 12	Kate Benz	Oregon	1/17/04
12	April Cook	Montana State	11/23/08
3. 11	Marcia Miles	TCU	12/11/82
11	Jonni Mauch (Gray)	Oregon State	1/23/86
11	Kristal Stahl	Stanford	2/11/89
11	Jenni Ruff	Oregon State	2/18/93
11	Jade Hyett	California	1/25/96
11	Nakejia Kelly	Northwestern State	12/17/06
11	Marisa Stotler	Eastern Washington	12/2/06
11	Jazmine Perkins	Oregon State	1/15/09
11	Lia Galdeira	Wisconsin	11/18/12





## REBOUNDS (10+)

NO.	PLAYER	OPPONENT	DATE
1. 19	Kate Benz	San Diego State	12/22/03
2. 16	Jonni Mauch (Gray)	Seattle	1/18/86
3. 15	Angie Weir (Miller)	Arizona State	3/11/88
15	Carly Noyes	Arizona	1/7/10
5. 14	Marisa Stotler	Eastern Washington	12/2/06
6. 13	Jonni Mauch (Gray)	Utah	11/25/85
13	Jonni Mauch (Gray)	Oregon	2/21/86
13	Jenni Ruff	California	2/25/93
13	Amy Saneholtz	UCLA	1/13/94
13	Lia Galdeira	Monmouth	11/16/12
11. 12	Kirsten Fulton	Portland	2/9/84
12	Alke Dietel	Idaho	12/9/97
12	Ebonee Coates	Saint Mary's	11/20/05
12	Lia Galdeira	at Washington	1/15/13
14. 11	Holly Bertus (Zapel)	Montana State	1/22/82
11	Jonni Mauch (Gray)	Oregon State	12/14/85
11	Annette Constabel	Oregon State	1/23/86
11	Jonni Mauch (Gray)	San Jose State	1/30/86
11	Jonni Mauch (Gray)	Idaho	2/13/86
11	Alke Dietel	Arizona	1/8/98
11	Kelley Berglund	Toledo	12/19/99
11	Kate Benz	Stanford	1/31/04
11	Kate Benz	Oregon State	2/14/04
11	Marisa Stotler	Portland	11/2/06
11	Sage Romberg	Nevada	12/5/10
11	Louise Brown	Idaho State	11/16/14
11	Louise Brown	at California	2/2/15
11	Louise Brown	at Colorado	2/13/15
28. 10	Holly Bertus (Zapel)	Alaska-Anchorage	2/6/82
10	Darnetta Williams	Oregon State	1/19/85
10	Jonni Mauch (Gray)	Boise State	1/4/86
10	Annette Constabel	Idaho	2/13/86
10	Angie Weir (Miller)	Washington	1/8/88
10	Angie Weir (Miller)	Stanford	1/14/88
10	Angie Weir (Miller)	USC	1/30/88
10	Kristal Stahl	Minnesota	11/26/88
10	Kristal Stahl	Idaho	12/10/88
10	Darla Williamson	Oregon	1/21/89
10	Kristal Stahl	Baylor	1/2/89
10	Darci Wellsandt	Oregon State	1/18/90
10	Joanna Smith	Arizona State	1/30/97
10	Tricia Lamb	Arizona	1/8/98
10	Tricia Lamb	Oregon State	2/14/98
10	Kate Benz	Washington	1/24/04
10	Kate Benz	UCLA	2/7/04
10	Marisa Stotler	Santa Clara	11/25/06
10	Rosie Tarnowski	Hawaii	12/19/08
10	Jazmine Perkins	Arizona	1/31/09
10	Carly Noyes	California	2/12/10
10	Mariah Cooks	at Arizona	2/3/13
10	<b>Kayla Washington</b>	<b>USC</b>	<b>1/8/17</b>

## ASSISTS (8+)

NO.	PLAYER	OPPONENT	DATE
1. 11	Jade Hyett	Arizona State	3/2/96
2. 10	Darla Williamson	UCLA	1/27/89
10	Susie Jarosch	California	2/9/91
10	Jade Hyett	EWU	12/15/95
10	Jessica Perry	Gonzaga	11/29/01
6. 9	Jade Hyett	USC	1/7/96
9	Jade Hyett	California	1/25/96
9	Jade Hyett	Arizona	2/9/96
9	Jade Hyett	UCLA	3/9/96
10. 8	Darla Williamson	Stanford	1/13/89
8	Darla Williamson	Washington	3/4/89
8	Jade Hyett	Northeast Illinois	12/29/95
8	Jade Hyett	USC	3/7/96
8	Jennifer Ludwicki	Southern Utah	1/13/97
8	Jessica Perry	USC	1/4/02
8	KiKi Moore	California	1/16/10

## BLOCKS (3+)

NO.	PLAYER	OPPONENT	DATE
1. 5	Bianca Blararu	Idaho State	11/16/14
2. 4	Holly Bertus (Zapel)	Minnesota	12/6/81
4	Robin Steele	EWU	12/14/83
4	Ebonee Coates	Pepperdine	11/18/05
4	Holly Bertus (Zapel)	Alaska-Anchorage	2/5/82
4	Carly Noyes	Oregon	1/3/10
4	Carly Noyes	California	2/12/10
4	Louise Brown	at Hampton	11/25/15
4	Nike McClure	at Boise State	12/3/15
10. 3	Holly Bertus (Zapel)	Alaska-Fairbanks	2/2/82
3	Nikki Mohr	Montana	11/29/83
3	Jonni Mauch (Gray)	Fresno State	1/16/86
3	Angie Weir (Miller)	Oregon State	2/20/88
3	Kathy Weber	Stanford	1/13/91
3	Alke Dietel	Arizona State	1/10/98
3	Jessica Perry	Oregon	3/1/02
3	Adriane Ferguson	UCLA	2/7/04
3	Ebonee Coates	California	2/23/06
3	Carly Noyes	Boise State	11/29/09
3	Carly Noyes	Montana State	12/11/09
3	Carly Noyes	Arizona	1/7/10
3	Carly Noyes	Arizona State	1/9/10
3	Carly Noyes	Arizona	2/4/10
3	Carly Noyes	Stanford	2/14/10
3	Carly Noyes	USC	2/18/10
3	Sage Romberg	Arizona State	2/19/11
3	Dawnyelle Awa	vs. Arizona State	3/7/13
3	Louise Brown	at Arizona	1/3/15
3	Louise Brown	at Colorado	2/13/15
3	Louise Brown	at Utah	2/15/15
3	Maria Kostourkova	UCLA	1/17/16
3	Maria Kostourkova	Utah	2/27/16

## STEALS (6+)

NO.	PLAYER	OPPONENT	DATE
1. 8	KiKi Moore	Saint Mary's	12/3/09
8	KiKi Moore	Oregon State	3/7/10
3. 7	Jade Hyett	Oral Roberts	12/2/95
7	Jazmine Perkins	Hawaii	12/22/08
7	KiKi Moore	Kansas State	11/20/09
7	KiKi Moore	UCLA	2/20/10
7	Lia Galdeira	at Arizona State	2/1/13
7	Lia Galdeira	at Arizona	2/3/13
9. 6	Holly Bertus (Zapel)	Boise State	1/15/82
6	Jade Hyett	SE Missouri State	12/1/95
6	Jade Hyett	Houston	12/30/95
6	Jade Hyett	California	1/25/96
6	Tricia Lamb	Washington	3/7/98
6	KiKi Moore	Bradley	11/28/09
6	Lia Galdeira	Monmouth	11/16/12
6	Lia Galdeira	Wisconsin	11/18/12
6	Dawnyelle Awa	Oregon State	1/27/13

**MOST POINTS**

NO.	OPPONENT	DATE
1. 118	Alaska-Anchorage	2/24/79
2. 112	Northern Iowa	12/2/94
3. 109	Southern Utah	1/13/97
4. 108	Oregon	2/23/14
5. 107	vs. Oregon	3/6/14
6. 102	at Oregon	1/20/91
7. 100	Oregon State	1/18/90
8. 97	Brigham Young	12/19/88
9. 96	vs. Appalachian State	11/20/98
10. 95	vs. Idaho State	11/23/84
95	San Jose State	11/27/15

**FIELD GOALS MADE**

NO.	OPPONENT	DATE
1. 42	Oregon	2/23/14
2. 41	Northern Iowa	12/2/94
41	vs. Oregon	3/6/14
4. 40	at Wichita State	12/28/94
40	at Seattle	12/31/86
6. 39	at Puget Sound	11/26/83
39	Oral Roberts	12/11/87
8. 38	vs. Idaho	12/4/87
38	vs. Montana Tech	12/8/84
10. 37	Southern Utah	1/13/97
37	vs. Idaho State	11/23/84
37	Eastern Washington	12/9/86
37	vs. Prairie View A&M	11/26/11

**FIELD GOALS ATTEMPTED**

NO.	OPPONENT	DATE
1. 103	Saint Mary's	12/3/06
2. 90	at California	2/27/14
3. 89	at Montana State	2/27/82
4. 88	at Arizona State	1/15/87
88	vs. Oregon	3/6/14
6. 87	Great Falls	12/11/81
7. 86	at Oregon	1/3/10
8. 84	vs. Minnesota	11/26/88
84	San Francisco	2/18/84
84	Idaho	3/3/83
84	UCLA	2/26/15

**FIELD GOAL PERCENTAGE (20 MADE)**

NO.	OPPONENT	DATE
1. .673 (33-49)	Gonzaga	2/6/86
2. .655 (36-55)	at Eastern Washington	12/5/87
3. .638 (37-58)	Southern Utah	1/13/97
4. .593 (35-59)	Seattle Pacific	12/5/86
.593 (32-54)	at San Jose State	3/1/86
6. .587 (37-63)	vs. Prairie View A&M	11/26/11
7. .580 (29-50)	at Oral Roberts	1/15/96
.580 (29-50)	California	1/4/04
.580 (29-50)	at Wisconsin	11/18/11
9. .578 (37-64)	vs. Idaho State	11/23/84
10. .577 (30-52)	Arizona State	3/1/97
10. .574 (27-47)	at Gonzaga	11/28/97
.574 (31-54)	at Pepperdine	12/17/83
.574 (27-47)	Victoria	12/3/82

**3-POINT FIELD GOALS MADE**

NO.	OPPONENT	DATE
1. 14	Arizona	1/7/99
14	Gonzaga	12/18/98
3. 13	Southern Utah	1/13/97
13	at Saint Mary's	12/21/98
13	at Arizona	2/23/08
13	vs. Arizona	3/12/09
<b>13</b>	<b>Loyola Marymount</b>	<b>11/11/16</b>
<b>13</b>	<b>at Saint Louis</b>	<b>12/18/16</b>
9. 12	at Kansas State	12/30/94
12	California	2/19/98
12	at Stanford	2/24/00
12	at Oregon	2/15/01
12	at Nebraska	11/30/13
12	at Loyola Marymount	12/22/14

**3-POINT FIELD GOALS ATTEMPTED**

NO.	OPPONENT	DATE
1. 37	vs Arizona	3/12/09
37	at Hawai'i	12/19/08
3. 33	at Colorado State	11/21/97
33	Gonzaga	12/18/98
5. 32	UCLA	1/7/05
32	at Washington	1/20/13
32	at Washington	1/23/16
8. 31	USC	1/23/10
31	at Idaho	12/14/08
31	UCLA	2/26/15
31	San Jose State	11/27/15
<b>31</b>	<b>Loyola Marymount</b>	<b>11/11/16</b>

**3-POINT FG PERCENTAGE (10 MADE)**

NO.	OPPONENT	DATE
1. .591 (13-22)	at Saint Mary's	12/21/98
2. .588 (10-17)	Oregon	2/15/91
<b>.588 (10-17)</b>	<b>vs. Colorado</b>	<b>3/2/17</b>
4. .565 (13-23)	Southern Utah	1/13/97
5. .556 (10-18)	Colorado	2/25/16
6. .550 (11-20)	USC	1/12/06
.550 (11-20)	Fresno State	11/22/13
<b>8. .542 (13-24)</b>	<b>at Saint Louis</b>	<b>12/18/16</b>
9. .522 (12-23)	at Oregon	2/15/01
10. .519 (14-27)	Arizona	1/7/99
11. .500 (10-20)	at Saint Mary's (CA)	11/26/04
.500 (12-24)	California	2/19/98
.500 (10-20)	at USC	3/8/12
.500 (11-22)	Hampton	11/16/15

**FREE THROWS MADE**

NO.	OPPONENT	DATE
1. 36	vs Texas Christian	12/11/82
2. 35	Temple	11/30/90
3. 34	at Portland State	11/30/85
4. 33	Colorado	1/25/15
5. 32	Arizona State	1/4/90
6. 31	San Diego State	12/22/03
7. 30	Oregon State	1/18/90
30	New Mexico	1/3/83
30	Arizona State	3/9/91
10. 29	Northwestern State	12/5/97

**FREE THROWS ATTEMPTED**

NO.	OPPONENT	DATE
1. 51	vs Texas Christian	12/11/82
2. 48	Temple	11/30/90
3. 45	Arizona State	1/4/90
4. 44	vs Southwest Louisiana	12/21/93
5. 43	New Mexico	1/3/83
43	at Portland State	11/30/85
7. 42	Oregon State	1/18/90
8. 41	Ball State	12/3/88
9. 39	Pepperdine	11/18/05
39	San Diego State	12/22/03
39	Stanford	2/11/89
39	Colorado	1/25/15

**FREE THROW PERCENTAGE (10 MADE)**

NO.	OPPONENT	DATE
1. 1.000 (15-15)	Oregon	1/20/01
1.000 (11-11)	at USC	2/3/02
1.000 (14-14)	Oregon	2/11/99
1.000 (11-11)	at Oregon state	12/31/11
5. .938 (15-16)	at Washington	2/6/00
.938 (15-16)	Utah	1/23/15
7. .933 (14-15)	Arizona State	1/6/13
8. .923 (12-13)	California	1/27/00
.923 (12-13)	Oregon State	2/6/97
.923 (12-13)	at BYU	11/26/13
<b>.923 (12-13)</b>	<b>at UCLA</b>	<b>2/12/16</b>

**MOST REBOUNDS**

NO.	OPPONENT	DATE
<b>1. 64</b>	<b>Loyola Marymount</b>	<b>11/11/16</b>
2. 63	at California	2/27/14
63	San Jose State	11/27/15
4. 62	Arizona	1/16/93
5. 60	Oregon	3/5/10
6. 59	San Jose State	1/20/83
59	vs. Colorado State	11/26/82
8. 58	vs. Idaho State	11/26/05
58	Northwestern State	12/17/06
58	Idaho	11/16/14

**MOST ASSISTS**

NO.	OPPONENT	DATE
1. 30	at Wichita State	12/28/94
2. 29	Southern Utah	1/13/97
3. 28	at Eastern Washington	11/23/91
4. 25	California	1/16/88
25	California	1/23/97
6. 24	Southeast Missouri State	12/1/95
24	Oral Roberts	12/11/87
24	vs. Samford	12/29/00
24	Portland State	12/3/04
24	Eastern Washington	12/9/86
24	vs. Prairie View A&M	11/26/11

**MOST STEALS**

NO.	OPPONENT	DATE
1. 26	Great Falls	12/11/81
2. 24	vs. Idaho	12/4/87
3. 23	at UCLA	02/20/10
23	vs. Fairfield	11/25/95
5. 22	Wyoming	11/24/98
22	Idaho	12/14/94
7. 21	at California	1/25/96
21	vs. Simon Fraser	11/27/82
9. 20	vs. Gonzaga	11/22/91
20	Northern Iowa	12/2/94
20	Saint Mary's	12/03/06
20	Colorado	1/25/15
<b>20</b>	<b>at BYU</b>	<b>3/16/17</b>

**MOST BLOCKED SHOTS**

NO.	OPPONENT	DATE
<b>1. 14</b>	<b>Colorado</b>	<b>2/25/17</b>
2. 11	at Boise State	12/3/15
3. 10	vs. Simon Fraser	11/27/82
10	at Alaska-Anchorage	2/5/82
5. 9	Oregon State	01/15/09
9	Idaho	2/27/03
9	vs. Arizona State	3/7/13
9	UC Santa Barbara	11/13/15
<b>9</b>	<b>Arizona</b>	<b>2/12/17</b>
10. 8	Eastern Washington	12/04/02
8	at Eastern Washington	12/14/83
8	Northwestern State	12/17/06
8	at Alaska-Fairbanks	2/2/82
8	Arizona	1/4/13
8	at Arizona	1/3/15
<b>8</b>	<b>at Arizona</b>	<b>1/15/17</b>



**WSU INDIVIDUAL RECORDS**

**POINTS**

NO.	PLAYER	OPPONENT	DATE
1. 34	Lia Galdeira	Oregon	3/5/15
2. 31	Lia Galdeira	Oregon	3/6/14
31	Tia Presley	Oregon	3/6/14
4. 28	Lia Galdeira	California	3/7/14
5. 27	Brittney Hawks	Oregon	3/1/02

**SHOOTING PERCENTAGE (MIN. 5 MADE)**

NO.	PLAYER	OPPONENT	DATE
1. .750 (6-8)	Sage Romberg	California	3/7/14
<b>.750 (6-8)</b>	<b>Kayla Washington</b>	<b>Colorado</b>	<b>3/2/17</b>
<b>.643 (9-14)</b>	<b>Alexys Swedlund</b>	<b>Colorado</b>	<b>3/2/17</b>
4. .625 (5-8)	Mariah Cooks	Oregon	3/5/15
5. .615 (8-13)	Borislava Hristova	USC	3/3/16

**3-POINT FIELD GOALS**

NO.	PLAYER	OPPONENT	DATE
1. 6	Lia Galdeira	Oregon	3/5/15
2. 4	April Cook	Arizona	3/12/09
4	Katie Appleton	Arizona	3/12/09
4	April Cook	Arizona	3/11/10
4	Taylor Edmondson	Oregon	3/6/14
<b>4</b>	<b>Alexys Swedlund</b>	<b>Colorado</b>	<b>3/2/17</b>

**3-POINT FIELD GOAL PERCENTAGE (MIN. 3 MADE)**

NO.	PLAYER	OPPONENT	DATE
1. .750 (3-4)	<b>Pinelopi Pavlopoulou</b>	<b>Colorado</b>	<b>3/2/17</b>
2. .667 (4-6)	<b>Alexys Swedlund</b>	<b>Colorado</b>	<b>3/2/17</b>
3. .600 (3-5)	Stephanie Singer	Oregon State	3/5/04
4. .600 (3-5)	Rosie Tarnowski	USC	3/8/12
.600 (3-5)	Sage Romberg	California	3/7/14
.600 (6-10)	Lia Galdeira	Oregon	3/5/15

**FREE THROWS MADE**

NO.	PLAYER	OPPONENT	DATE
1. 13	Lia Galdeira	California	3/7/14
2. 9	Brittney Hawks	Oregon	3/1/02
3. 7	April Cook	USC	3/8/12
7	Borislava Hristova	USC	3/3/16
<b>7</b>	<b>Caila Hailey</b>	<b>Colorado</b>	<b>3/2/17</b>

**FREE THROW ATTEMPTS**

NO.	PLAYER	OPPONENT	DATE
1. 16	Lia Galdeira	California	3/7/14
2. 11	April Cook	USC	3/8/12
3. 10	Brittney Hawks	Oregon	3/1/02
<b>10</b>	<b>Caila Hailey</b>	<b>Colorado</b>	<b>3/2/17</b>

**FREE THROW PERCENTAGE (MIN. 5 MADE)**

NO.	PLAYER	OPPONENT	DATE
1. 1.000 (6-6)	Dawnyelle Awa	Arizona State	3/7/13
2. .900 (9-10)	Jessica Perry	Oregon	3/1/02
3. .833 (5-6)	Charmaine Jones	California	3/4/05
4. .813 (13-16)	Lia Galdeira	California	3/7/14
5. .778 (7-9)	<b>Borislava Hristova</b>	<b>USC</b>	<b>3/3/16</b>

**OFFENSIVE REBOUNDS**

NO.	PLAYER	OPPONENT	DATE
1. 5	April Cook	Arizona	3/12/09
5	Ebonee Coates	UCLA	3/2/07
5	Sage Romberg	Oregon State	3/8/14
<b>5</b>	<b>Kayla Washington</b>	<b>Colorado</b>	<b>3/2/17</b>

**DEFENSIVE REBOUNDS**

NO.	PLAYER	OPPONENT	DATE
1. 9	Jazmine Perkins	Oregon State	3/7/12
2. 8	Katie Madison	USC	3/9/11
3. 7	Jazmine Perkins	USC	3/9/11
4. 7	Ebonee Coates	Arizona	3/12/09
5. 7	Bianca McCall	USC	3/7/03
7	Shalie Dheensaw	Oregon	3/6/14
7	Tia Presley	Oregon State	3/8/14

**TOTAL REBOUNDS**

NO.	PLAYER	OPPONENT	DATE
1. 11	Jazmine Perkins	USC	3/9/11
11	Katie Madison	USC	3/9/11
11	Bianca McCall	USC	3/7/03
11	Shalie Dheensaw	Oregon	3/6/14
5. 10	Jazmine Perkins	Oregon State	3/7/12
10	Ebonee Coates	Oregon	3/7/08

**ASSISTS**

NO.	PLAYER	OPPONENT	DATE
1. 8	Dawnyelle Awa	Oregon	3/6/14
2. 7	Rosetta Aszasu	USC	3/8/12
3. 5	Rosetta Aszasu	California	3/9/12
5	Katie Appleton	Arizona	3/12/09
5	Charmaine Jones	California	3/4/05
5	Lia Galdeira	Oregon	3/6/14

**BLOCKS**

NO.	PLAYER	OPPONENT	DATE
1. 5	Bianca McCall	Oregon State	3/5/04
2. 4	Shalie Dheensaw	Arizona State	3/7/13
3. 3	Jessica Perry	Oregon	3/1/02
3	Dawnyelle Awa	Arizona State	3/7/13
<b>3</b>	<b>Nike McClure</b>	<b>Colorado</b>	<b>3/2/17</b>

**STEALS**

NO.	PLAYER	OPPONENT	DATE
1. 7	Tia Presley	Arizona State	3/6/15
2. 6	Rosetta Aszasu	California	3/9/12
3. 5	Jazmine Perkins	USC	3/9/11
5	Kate Benz	Oregon State	3/3/06
<b>5</b>	<b>Nike McClure</b>	<b>Stanford</b>	<b>3/3/17</b>
6. 4	Jazmine Perkins	Arizona	3/11/10
4	Jessica Perry	USC	3/7/03
4	Borislava Hristova	USC	3/3/16

**WSU TEAM RECORDS**

**POINTS**

NO.	OPPONENT	DATE
1. 107	Oregon	3/6/14
2. 91	California	3/7/14
<b>3. 79</b>	<b>Colorado</b>	<b>3/2/17</b>
4. 76	USC	3/3/16
5. 72	Arizona	3/12/09

**SHOOTING PERCENTAGE**

NO.	OPPONENT	DATE
1. .527 (29-55)	<b>Colorado</b>	<b>3/2/17</b>
2. .483 (29-60)	USC	3/3/16
3. .470 (31-66)	California	3/7/14
4. .466 (41-88)	Oregon	3/6/14
5. .446 (25-56)	USC	3/8/12

**3-POINT FIELD GOALS MADE**

NO.	OPPONENT	DATE
1. 13	Arizona	3/12/09
2. 11	USC	3/9/11
3. 10	USC	3/8/12
10	Oregon	3/6/14
<b>10</b>	<b>Colorado</b>	<b>3/2/17</b>

**3-POINT FIELD GOAL PERCENTAGE**

NO.	OPPONENT	DATE
1. .588 (10-17)	<b>Colorado</b>	<b>3/2/17</b>
2. .500 (10-20)	USC	3/8/12
.500 (8-18)	California	3/7/14
4. .385 (10-26)	Oregon	3/6/14
5. .351 (13-37)	Arizona	3/12/09

**FREE THROWS MADE**

NO.	OPPONENT	DATE
1. 20	California	3/7/14
2. 16	USC	3/7/03
3. 15	Oregon	3/6/14
4. 13	Oregon	3/1/02
13	UCLA	3/2/07

**FREE THROW ATTEMPTS**

NO.	OPPONENT	DATE
1. 31	California	3/7/14
2. 28	USC	3/7/03
3. 24	Arizona State	3/6/15
4. 23	Oregon	3/6/14
5. 21	Oregon State	3/7/12

**FREE THROW PERCENTAGE**

NO.	OPPONENT	DATE
1. .867 (13-15)	Oregon	3/1/02
2. .762 (16-21)	Oregon State	3/7/12
3. .722 (13-18)	UCLA	3/2/07

**OFFENSIVE REBOUNDS**

NO.	OPPONENT	DATE
1. 22	UCLA	3/2/07
22	Oregon State	3/8/14
3. 18	Oregon	3/1/02
18	Oregon State	3/3/06
18	Stanford	3/8/13

**DEFENSIVE REBOUNDS**

NO.	OPPONENT	DATE
1. 30	USC	3/8/12
2. 28	Oregon State	3/7/12
28	Arizona State	3/8/13
28	Oregon	3/6/14

**TOTAL REBOUNDS**

NO.	OPPONENT	DATE
1. 44	Oregon State	3/8/14
2. 42	UCLA	3/2/07
42	Oregon	3/6/14

**ASSISTS**

NO.	OPPONENT	DATE
1. 22	Oregon	3/6/14
2. 15	USC	3/8/12
15	UCLA	3/2/07

**BLOCKS**

NO.	OPPONENT	DATE
1. 9	Arizona State	3/7/13
7	Oregon State	3/5/04
3. 6	Oregon	3/1/02
6	Oregon	3/6/14

**STEALS**

NO.	OPPONENT	DATE
1. 17	Arizona State	3/5/15
2. 14	California	3/9/12
<b>3. 13</b>	<b>Stanford</b>	<b>3/3/17</b>
4. 12	USC	3/7/03
12	USC	3/8/13

**TURNOVERS**

NO.	OPPONENT	DATE
1. 26	<b>Colorado</b>	<b>3/2/17</b>
2. 21	USC	3/7/03
21	Oregon State	3/5/04
21	UCLA	3/2/07
5. 20	Oregon	3/1/02
20	California	3/4/05
20	Oregon State	3/3/06
20	Arizona	3/11/10

**FIRST HALF HIGH POINTS**

NO.	OPPONENT	DATE
1. 59	Oregon	3/6/14
2. 45	California	3/7/14
<b>3. 37</b>	<b>Colorado</b>	<b>3/2/17</b>
4. 35	Arizona	3/12/09
5. 34	USC	3/3/16

**FIRST HALF LOW POINTS**

NO.	OPPONENT	DATE
1. 13	Arizona State	3/7/13
2. 15	Oregon State	3/3/06
3. 16	Arizona State	3/6/15
<b>4. 19</b>	<b>Stanford</b>	<b>3/3/17</b>
5. 20	Oregon State	3/8/14

**SECOND HALF HIGH POINTS**

NO.	OPPONENT	DATE
1. 48	Oregon	3/6/14
2. 46	California	3/7/14
<b>3. 42</b>	<b>Colorado</b>	<b>3/2/17</b>
4. 40	Oregon State	3/8/14
5. 39	USC	3/8/12
39	USC	3/3/16

**SECOND HALF LOW POINTS**

NO.	OPPONENT	DATE
1. 17	Oregon	3/7/08
<b>17</b>	<b>Stanford</b>	<b>3/3/17</b>
3. 21	USC	3/7/03
21	Oregon State	3/5/04
5. 23	Oregon State	3/3/06
23	California	3/9/12

**OPPONENT INDIVIDUAL RECORDS**

POINTS			
NO.	PLAYER	OPPONENT	DATE
1. 31	Cassie Harberts	USC	3/9/11
2. 29	Christhae Rowe	Oregon	3/6/14
3. 28	Jillian Alleyne	Oregon	3/6/14
4. 27	Anita Rivera	Oregon State	3/3/06
5. 26	Reshanda Gray	California	3/7/14

SHOOTING PERCENTAGE (MIN. 5 MADE)			
NO.	PLAYER	OPPONENT	DATE
1. .875 (7-8)	Courtney Jaco	USC	3/3/16
2. .833 (5-6)	Talia Caldwell	California	3/9/12
<b>3. .800 (8-10)</b>	<b>Haley Smith</b>	<b>Colorado</b>	<b>3/2/17</b>
4. .778 (7-9)	Sophie Brunner	Arizona State	3/6/15
5. .750 (6-8)	Andrea Bills	Oregon	3/1/02

3-POINTERS			
NO.	PLAYER	OPPONENT	DATE
<b>1. 6</b>	<b>Karlie Samuelson</b>	<b>Stanford</b>	<b>3/3/17</b>
2. 5	Sara James	Stanford	3/8/13
5	Christhae Rowe	Oregon	3/6/14
5	Ali Gibson	Oregon State	3/8/14
5	Courtney Jaco	USC	3/3/16
<b>5</b>	<b>Alexis Robinson</b>	<b>Colorado</b>	<b>3/2/17</b>

3-POINT FIELD GOAL PERCENTAGE (MIN. 3 MADE)			
NO.	PLAYER	OPPONENT	DATE
<b>1. 1.000 (4-4)</b>	<b>Haley Smith</b>	<b>Colorado</b>	<b>3/2/17</b>
2. .833 (5-6)	Courtney Jaco	USC	3/3/16
<b>.833 (5-6)</b>	<b>Alexis Robinson</b>	<b>Colorado</b>	<b>3/2/17</b>
4. .750 (3-4)	Ashley Frazier	Arizona	3/12/09
5. .667 (4-6)	Sydney Wiese	Oregon State	3/8/14

FREE THROWS MADE			
NO.	PLAYER	OPPONENT	DATE
1. 11	Cassie Harberts	USC	3/9/11
2. 8	Reshanda Gray	California	3/7/14
8	Afure Jemerigbe	California	3/7/14

FREE THROW ATTEMPTS			
NO.	PLAYER	OPPONENT	DATE
1. 13	Cassie Harberts	USC	3/9/11
2. 11	Chiney Ogwumike	Stanford	3/8/13
11	Jillian Alleyne	Oregon	3/6/14

FREE THROW % (MIN. 6 MADE)			
NO.	PLAYER	OPPONENT	DATE
1. 1.000 (6-6)	Jessica Lawson	California	3/4/05
1.000 (8-8)	Afure Jemerigbe	California	3/7/14
1.000 (6-6)	Sydney Wiese	Oregon State	3/8/14
1.000 (6-6)	Quinn Dornstauder	Arizona State	3/6/15

OFFENSIVE REBOUNDS			
NO.	PLAYER	OPPONENT	DATE
1. 10	Jillian Alleyne	Oregon	3/6/14
2. 7	Hollye Chapman	Oregon State	3/5/04
7	Ebony Hoffman	USC	3/7/03

DEFENSIVE REBOUNDS			
NO.	PLAYER	OPPONENT	DATE
1. 15	Chiney Ogwumike	Stanford	3/8/13
2. 13	Ebony Hoffman	USC	3/7/03
13	Jillian Alleyne	Oregon	3/5/15
4. 12	Gennifer Brandon	California	3/9/12

TOTAL REBOUNDS			
NO.	PLAYER	OPPONENT	DATE
1. 21	Chiney Ogwumike	Stanford	3/8/13
21	Jillian Alleyne	Oregon	3/6/14
3. 20	Ebony Hoffman	USC	3/7/03

ASSISTS			
NO.	PLAYER	OPPONENT	DATE
1. 9	Brittany Boyd	California	3/9/12
2. 8	Sarah Pool	California	3/4/05
3. 7	Mikaela Ruef	Stanford	3/8/13
7	Lexi Petersen	Oregon	3/5/15

BLOCKS			
NO.	PLAYER	OPPONENT	DATE
1. 7	Ruth Hamblin	Oregon State	3/8/14
2. 4	Karen Vickery	Oregon State	3/3/06
4	Chiney Ogwumike	Stanford	3/8/13

STEALS			
NO.	PLAYER	OPPONENT	DATE
1. 7	Leilani Estavan	Oregon State	3/5/04
2. 6	Tiffany Hicks	USC	3/7/03
<b>6</b>	<b>Kennedy Leonard</b>	<b>Colorado</b>	<b>3/2/17</b>
4. 4	Kristin Iwanaga	California	3/4/05
4	Shannon Howell	Oregon State	3/5/04

OPPONENT TEAM RECORDS			
NO.	OPPONENT	DATE	
1. 100	Oregon	3/6/14	
2. 85	Oregon	3/1/02	
3. 83	California	3/7/14	
4. 79	Arizona	3/12/09	
79	Stanford	3/8/13	

SHOOTING PERCENTAGE			
NO.	OPPONENT	DATE	
1. .540 (27-50)	Oregon	3/5/15	
2. .532 (33-62)	Oregon	3/1/02	
3. .526 (30-57)	Stanford	3/8/13	
<b>4. .492 (31-63)</b>	<b>Colorado</b>	<b>3/2/17</b>	
5. .491 (27-55)	Oregon State	3/3/06	

3-POINT FIELD GOAL - MADE			
NO.	OPPONENT	DATE	
<b>1. 11</b>	<b>Colorado</b>	<b>3/2/17</b>	
2. 10	Stanford	3/8/13	
10	Oregon State	3/8/14	
4. 9	Oregon	3/6/14	
9	Oregon	3/5/15	
<b>9</b>	<b>Stanford</b>	<b>3/3/17</b>	

3- POINT FIELD GOAL - PERCENTAGE			
NO.	OPPONENT	DATE	
<b>1. .550 (11-20)</b>	<b>Colorado</b>	<b>3/2/17</b>	
2. .500 (7-14)	California	3/4/05	
.500 (6-12)	Oregon State	3/3/06	
.500 (10-20)	Stanford	3/8/13	
.500 (5-10)	USC	3/3/16	

FREE THROWS MADE			
NO.	OPPONENT	DATE	
1. 25	Oregon	3/6/14	
2. 24	USC	3/9/11	
3. 23	California	3/7/14	
4. 19	California	3/4/05	
<b>5. 18</b>	<b>USC</b>	<b>3/3/16</b>	

FREE THROW ATTEMPTS			
NO.	OPPONENT	DATE	
1. 31	USC	3/9/11	
31	Oregon	3/6/14	
3. 30	UCLA	3/2/07	
30	California	3/7/14	
5. 26	USC	3/8/12	

FREE THROW PERCENTAGE			
NO.	OPPONENT	DATE	
1. .864 (19-22)	California	3/4/05	
2. .833 (15-18)	Arizona State	3/6/15	
3. .818 (18-22)	USC	3/3/16	
4. .806 (25-31)	Oregon	3/6/14	
5. .774 (24-31)	USC	3/9/11	

OFFENSIVE REBOUNDS			
NO.	OPPONENT	DATE	
1. 26	Oregon State	3/5/04	
2. 24	Oregon	3/6/14	
3. 22	USC	3/8/12	

DEFENSIVE REBOUNDS			
NO.	OPPONENT	DATE	
1. 42	California	3/9/12	
2. 37	Oregon	3/6/14	
<b>3. 36</b>	<b>Stanford</b>	<b>3/3/17</b>	
4. 34	Oregon State	3/3/06	

TOTAL REBOUNDS			
NO.	OPPONENT	DATE	
1. 61	Oregon	3/6/14	
2. 59	California	3/9/12	
3. 51	USC	3/7/03	
51	USC	3/8/12	
5. 50	Oregon State	3/5/04	

ASSISTS			
NO.	OPPONENT	DATE	
1. 20	Stanford	3/8/13	
<b>2. 17</b>	<b>Stanford</b>	<b>3/3/17</b>	
3. 15	Oregon	3/1/02	
15	California	3/4/05	
15	California	3/7/14	

BLOCKS			
NO.	OPPONENT	DATE	
1. 10	Oregon State	3/8/14	
2. 9	Oregon State	3/3/06	
<b>3. 8</b>	<b>Stanford</b>	<b>3/3/17</b>	
4. 7	California	3/7/14	

STEALS			
NO.	OPPONENT	DATE	
1. 14	USC	3/7/03	
14	Oregon State	3/5/04	
<b>3. 13</b>	<b>Colorado</b>	<b>3/2/17</b>	
4. 11	Oregon	3/1/02	
5. 10	California	3/4/05	
10	Oregon State	3/3/06	
10	Arizona	3/11/10	

TURNOVERS			
NO.	OPPONENT	DATE	
1. 25	California	3/9/12	
25	Arizona	3/11/10	
3. 21	USC	3/7/03	
21	California	3/4/05	
5. 20	UCLA	3/2/07	
20	Arizona State	3/6/15	
20	USC	3/3/16	
<b>20</b>	<b>Stanford</b>	<b>3/3/17</b>	

FIRST HALF HIGH POINTS			
NO.	OPPONENT	DATE	
1. 55	Oregon	3/6/14	
2. 44	California	3/7/14	
<b>3. 39</b>	<b>Stanford</b>	<b>3/3/17</b>	
4. 38	Oregon	3/5/15	
5. 37	Arizona	3/12/09	

FIRST HALF LOW POINTS			
NO.	OPPONENT	DATE	
1. 18	Arizona State	3/7/13	
2. 19	Arizona State	3/6/15	
3. 25	USC	3/8/12	
4. 26	California	3/9/12	
5. 27	Oregon State	3/7/12	

SECOND HALF HIGH POINTS			
NO.	OPPONENT	DATE	
1. 49	Oregon	3/1/01	
2. 48	Arizona State	3/6/15	
3. 46	USC	3/3/16	
4. 45	Oregon	3/6/14	
<b>45</b>	<b>Colorado</b>	<b>3/2/17</b>	

SECOND HALF LOW POINTS			
NO.	OPPONENT	DATE	
1. 23	USC	3/7/03	
23	Arizona State	3/7/13	
3. 26	Oregon	3/6/15	
<b>4. 27</b>	<b>Stanford</b>	<b>3/3/17</b>	
5. 29	Arizona	3/11/10	
29	Oregon State	3/7/12	



**SCORING**

PTS	INDIVIDUAL	GAMES	YEAR
1. 685	Jenni Ruff	29	1995-96
2. 647	Tia Presley	34	2013-14
3. 640	Lia Galdeira	32	2014-15
4. 611	Lia Galdeira	33	2013-14
5. 633	Jeanne Eggart	28	1980-81
6. 534	Tia Presley	32	2014-15
7. 499	Angie Miller	28	1988-89
8. 490	Borislava Hristova	30	2015-16
9. 486	Camille Thompson	26	1993-94
10. 483	Marcia Miles	28	1985-86

**SCORING AVERAGE**

AVG	INDIVIDUAL	GAMES	YEAR
1. 23.6	Jenni Ruff	29	1995-96
2. 22.6	Jeanne Eggart	28	1980-81
3. 20.0	Lia Galdeira	32	2014-15
4. 19.0	Tia Presley	34	2013-14
5. 18.8	Marcia Miles	25	1983-84
6. 18.7	Camille Thompson	26	1993-94
7. 18.5	Lia Galdeira	33	2013-14
8. 17.9	Marcia Miles	26	1984-85
9. 17.8	Angie Miller	28	1988-89

**FIELD GOALS MADE**

NO	INDIVIDUAL	GAMES	YEAR
1. 236	Lia Galdeira	32	2014-15
2. 233	Jeanne Eggart	28	1980-81
3. 227	Jenni Ruff	29	1995-96
4. 224	Tia Presley	34	2013-14
5. 211	Lia Galdeira	33	2013-14
6. 200	Marcia Miles	26	1984-85
200	Marcia Miles	25	1983-84
200	Borislava Hristova	30	2015-16
9. 192	Camille Thompson	26	1993-94
192	Angie Miller	28	1988-89

**FIELD GOALS ATTEMPTED**

NO	INDIVIDUAL	GAMES	YEAR
1. 593	Lia Galdeira	32	2014-15
2. 565	Lia Galdeira	33	2013-14
3. 504	Tia Presley	34	2013-14
4. 487	Lia Galdeira	31	2012-13
5. 485	Jeanne Eggart	28	1980-81
6. 472	Jenni Ruff	29	1995-96
7. 463	Tia Presley	32	2014-15
8. 443	April Cook	30	2009-10
9. 441	Angie Miller	28	1989-90
441	Borislava Hristova	30	2015-16

**FIELD GOAL PERCENTAGE (Min. 50 Made)**

PCT	INDIVIDUAL	MADE/ATT	YEAR
1. .588	Camille Thompson	153-260	1991-92
2. .551	Kristin Metson	166-301	1990-91
3. .547	Yvonne Kunze	139-254	1995-96
4. .533	Kathy Weber	90-169	1991-92
5. .532	Yvonne Kunze	157-295	1997-98
6. .532	Kristin Metson	150-282	1989-90
7. .529	Marda McClenny	55-104	1970-71
8. .525	Camille Thompson	192-366	1993-94
9. <b>.515</b>	<b>Chanelle Molina</b>	<b>86-167</b>	<b>2016-17</b>
10. .513	Amy Saneholtz	98-191	1993-94

**3-POINT FIELD GOALS MADE**

NO	INDIVIDUAL	GAMES	YEAR
1. <b>75</b>	<b>Alexys Swedlund</b>	<b>36</b>	<b>2016-17</b>
2. 69	Tricia Lamb	27	1998-99
3. 68	Joanna Smith	27	1996-97
4. 62	Lia Galdeira	33	2013-14
5. 61	Heather Norman	27	1991-92
6. 57	Kelli Kronberger	26	1993-94
57	Lia Galdeira	32	2014-15
7. 54	Heather Norman	29	1990-91
9. 50	Amanda DuRocher	27	2005-06
50	Katie Appleton	28	2005-06

**3-POINT FIELD GOALS ATTEMPTED**

NO	INDIVIDUAL	GAMES	YEAR
1. 220	Lia Galdeira	32	2014-15
2. <b>216</b>	<b>Alexys Swedlund</b>	<b>36</b>	<b>2016-17</b>
3. 203	Lia Galdeira	33	2013-14
4. 184	Tricia Lamb	27	1998-99
5. 181	Joanna Smith	27	1996-97
6. 172	April Cook	30	2009-10
7. 169	Erika Wheeler	27	1992-93
8. 163	Amanda DuRocher	27	2005-06
9. 159	Tia Presley	32	2014-15
10. 155	Kelli Kronberger	26	1993-94

**3-POINT FIELD GOAL PERCENTAGE (Min. 25 Made)**

PCT	INDIVIDUAL	MADE/ATT	YEAR
1. .464	Joanna Smith	39-84	1997-98
2. .436	Jonni Gray	34-78	1988-89
3. .431	Jenni Ruff	28-65	1995-96
4. .422	Alke Dietel	35-83	1999-00
.422	Susie Jarosch	43-102	1994-95
6. .406	Sage Romberg	41-101	2010-11
7. .401	Heather Norman	61-152	1991-92
8. .398	Katie Appleton	45-113	2007-08
9. .395	Sage Romberg	47-119	2013-14
10. .387	Sarah Barrett	43-111	2000-01
.387	Taylor Edmondson	29-75	2013-14

**FREE THROWS MADE**

NO	INDIVIDUAL	GAMES	YEAR
1. 203	Jenni Ruff	29	1995-96
2. 167	Jeanne Eggart	28	1980-81
3. 162	Tia Presley	34	2013-14
4. 127	Lia Galdeira	33	2013-14
5. 126	Penny Bowden	28	1986-87
6. 123	Tia Presley	32	2014-15
7. 117	Marcia Miles	28	1985-86
8. 111	Lia Galdeira	32	2014-15
9. 106	Angie Miller	28	1988-89
106	Bianca McCall	28	2002-03
106	Jeanne Eggart	29	1981-82

**FREE THROWS ATTEMPTED**

NO	INDIVIDUAL	GAMES	YEAR
1. 261	Jenni Ruff	29	1995-96
2. 227	Jeanne Eggart	28	1980-81
227	Tia Presley	34	2013-14
4. 197	Penny Bowden	28	1986-87
5. 187	Lia Galdeira	33	2013-14
6. 159	Camille Thompson	26	1993-94
159	Tia Presley	32	2014-15
8. 154	Lia Galdeira	32	2014-15
9. 152	Penny Bowden	28	1987-88
152	Bianca McCall	28	2002-03

**FREE THROW PERCENTAGE (Min. 50 Made)**

PCT	INDIVIDUAL	MADE/ATT	YEAR
1. .881	Borislava Hristova	59-67	2015-16
2. .841	Angie Miller	106-126	1988-89
3. .831	Charmaine Jones	59-71	2005-06
4. .824	Marcia Miles	117-142	1985-86
5. .810	Ann Fruechte	51-63	1973-74
6. .803	Jonni Gray	61-76	1987-88
7. .797	Whitney Martindale	55-69	2001-02
8. .794	Kate Benz	50-63	2004-05
9. .784	Marcia Miles	69-88	1983-84
10. .783	Marcia Miles	65-83	1984-85

**REBOUNDING**

NO	INDIVIDUAL	GAMES	YEAR
1. 294	Jennifer Gray	20	1974-75
2. 269	Brittney Hawks	29	2001-02
3. 261	Janet Kusler	25	1975-76
4. 255	Jenni Ruff	29	1995-96
255	Kate Benz	28	2005-06
6. 254	Kate Benz	28	2004-05
7. 245	Jazmine Perkins	33	2011-12
8. 241	Cassandra Overby	25	1983-84
9. 231	Karen Brown	28	1980-81
10. 227	Bianca McCall	28	2002-03

**REBOUNDING AVERAGE**

AVG	INDIVIDUAL	GAMES	YEAR
1. 14.7	Jennifer Gray	20	1974-75
2. 10.4	Janet Kusler	25	1975-76
3. 9.6	Cassandra Overby	25	1983-84
4. 9.3	Brittney Hawks	29	2001-02
5. 9.1	Kate Benz	28	2005-06
9.1	Kate Benz	28	2004-05
7. 9.0	Christy Gregory	15	1971-72
8. 8.8	Jenni Ruff	29	1995-96
9. 8.7	Ann Fruechte	15	1971-72
10. 8.5	Ann Fruechte	15	1973-74
8.5	Janet Kusler	24	1977-78

**DEFENSIVE REBOUNDS (Since 1985-86)**

NO	INDIVIDUAL	GAMES	YEAR
1. 184	Kate Benz	28	2004-05
2. 180	Kate Benz	28	2005-06
3. 176	Brittney Hawks	29	2001-02
4. 171	Jazmine Perkins	33	2011-12
5. 153	Jenni Ruff	29	1995-96
153	Sage Romberg	34	2013-14
7. 150	Yvonne Kunze	27	1997-98
8. 135	Louise Brown	32	2014-15
9. 132	Yvonne Kunze	29	1995-96
132	Kate Benz	29	2006-07

**DEFENSIVE REBOUNDING AVERAGE (Since 1985-86)**

AVG	INDIVIDUAL	GAMES	YEAR
1. 6.6	Kate Benz	28	2004-05
2. 6.4	Kate Benz	28	2005-06
3. 6.1	Brittney Hawks	29	2001-02
4. 5.6	Yvonne Kunze	27	1997-98
5. 5.3	Jenni Ruff	29	1995-96
6. 5.1	Jazmine Perkins	33	2011-12
7. 5.0	Alke Dietel	14	1998-99
8. 4.9	Angie Peterson	14	1992-93
9. 4.9	Camille Thompson	26	1993-94
10. 4.8	Ebonee Coates	17	2007-08

# Individual Single-Season Records

## OFFENSIVE REBOUNDS (Since 1985-86)

NO	INDIVIDUAL	GAMES	YEAR
1.	<b>115 Nike McClure</b>	<b>36</b>	<b>2016-17</b>
2.	104 Bianca McCall	28	2002-03
3.	102 Jenni Ruff	29	1995-96
4.	93 Brittney Hawks	29	2001-02
	93 Shalie Dheensaw	34	2013-14
6.	87 Camille Thompson	26	1993-94
7.	84 Kristin Metson	29	1990-91
8.	81 Kristin Metson	28	1989-90
9.	80 Katie Madison	30	2009-10
10.	79 Kireen Ellis	27	1994-95

## OFFENSIVE REBOUNDING AVERAGE (Since 1985-86)

AVG	INDIVIDUAL	GAMES	YEAR
1.	3.7 Bianca McCall	28	2002-03
2.	3.5 Jenni Ruff	29	1995-96
3.	3.3 Camille Thompson	26	1993-94
4.	3.2 Brittney Hawks	29	2001-02
5.	<b>3.2 Nike McClure</b>	<b>36</b>	<b>2016-17</b>
6.	3.0 Jenni Ruff	26	1993-94
7.	2.9 Kireen Ellis	27	1994-95
	2.9 Lori Lollis	22	1992-93
	2.9 Kristin Metson	29	1990-91
	2.9 Kristin Metson	28	1989-90
	2.9 Kireen Ellis	25	1993-94

## ASSISTS

NO	INDIVIDUAL	GAMES	YEAR
1.	205 Jade Hyett	27	1996-97
2.	166 Penny Bowden	28	1987-88
3.	159 Jade Hyett	29	1995-96
4.	147 Katie Nyseth	28	2000-01
5.	141 Penny Bowden	28	1986-87
6.	138 Darla Williamson	29	1990-91
7.	131 Jenni Ruff	26	1993-94
8.	129 Charnez Brown	28	1988-89
9.	124 Susie Jarosch	24	1994-95
10.	123 Jenni Ruff	27	1994-95

## ASSIST AVERAGE

AVG	INDIVIDUAL	GAMES	YEAR
1.	7.6 Jade Hyett	27	1996-97
2.	5.9 Penny Bowden	28	1987-88
3.	5.5 Jade Hyett	29	1995-96
4.	5.3 Katie Nyseth	28	2000-01
5.	5.2 Susie Jarosch	24	1994-95
6.	5.0 Jenni Ruff	26	1993-94
7.	5.0 Penny Bowden	28	1986-87
8.	4.8 Darla Williamson	29	1990-91
9.	4.6 Charnez Brown	28	1988-89
10.	4.6 Jenni Ruff	27	1994-95

## BLOCKED SHOTS (Since 1975-76)

NO	INDIVIDUAL	GAMES	YEAR
1.	<b>68 Nike McClure</b>	<b>36</b>	<b>2016-17</b>
2.	57 Carly Noyes	30	2009-10
3.	56 Holly Zapel	26	1984-85
4.	44 Kathy Weber	27	1991-92
5.	43 Carly Noyes	31	2010-11
6.	<b>42 Maria Kostourkova</b>	<b>36</b>	<b>2016-17</b>
7.	41 Janet Kusler	26	1978-79
	41 Bianca McCall	28	2002-03
9.	38 Shalie Dheensaw	34	2013-14
10.	35 Holly Bertus	29	1981-82
	35 Holly Bertus	27	1982-83

## BLOCK AVERAGE (Since 1975-76)

AVG	INDIVIDUAL	GAMES	YEAR
1.	2.2 Holly Zapel	26	1984-85
2.	1.9 Carly Noyes	30	2009-10
3.	<b>1.9 Nike McClure</b>	<b>36</b>	<b>2016-17</b>
4.	1.6 Janet Kusler	26	1978-79
	1.6 Kathy Weber	27	1991-92
6.	1.5 Bianca McCall	28	2002-03
7.	1.4 Judy Spoelstra	23	1979-80
	1.4 Carly Noyes	31	2010-11
9.	1.3 Janet Kusler	24	1977-78
	1.3 Holly Bertus	27	1982-83
	1.3 Keisha Moore	26	2005-06

## STEALS

NO	INDIVIDUAL	GAMES	YEAR
1.	123 Jade Hyett	27	1996-97
2.	105 Lia Galdeira	32	2014-15
3.	104 Jeanne Eggart	26	1978-79
4.	101 Jeanne Eggart	29	1981-82
5.	99 Shelley Patterson	27	1982-83
6.	96 Penny Bowden	28	1987-88
7.	95 KiKi Moore	30	2009-10
8.	87 Jeanne Eggart	28	1980-81
	87 Jazmine Perkins	33	2011-12
10.	86 Katie Gray	24	1976-77
	86 Lia Galdeira	31	2012-13

## STEAL AVERAGE

AVG	INDIVIDUAL	GAMES	YEAR
1.	4.6 Jade Hyett	27	1996-97
2.	4.5 Marda McClenny	14	1972-73
3.	4.1 Marda McClenny	15	1971-72
4.	4.0 Jeanne Eggart	26	1978-79
5.	3.7 Shelley Patterson	27	1982-83
6.	3.6 Katie Gray	24	1976-77
7.	3.5 Jeanne Eggart	24	1977-78
	3.5 Jeanne Eggart	29	1981-82
9.	3.4 Penny Bowden	28	1987-88
10.	3.3 Marda McClenny	15	1973-74
	3.3 Lia Galdeira	32	2014-15

## GAMES PLAYED

NO	INDIVIDUAL	YEAR
1.	<b>36 Caila Hailey</b>	<b>2016-17</b>
	<b>36 Ivana Kmetovska</b>	<b>2016-17</b>
	<b>36 Maria Kostourkova</b>	<b>2016-17</b>
	<b>36 Nike McClure</b>	<b>2016-17</b>
	<b>36 Johanna Muzet</b>	<b>2016-17</b>
	<b>36 Pinelopi Pavlopoulou</b>	<b>2016-17</b>
	<b>36 Alexys Swedlund</b>	<b>2016-17</b>
	<b>36 Kayla Washington</b>	<b>2016-17</b>
9.	34 Dawnyelle Awa	2013-14
	34 Mariah Cooks	2013-14
	34 Shalie Dheensaw	2013-14
	34 Tia Presley	2013-14
	34 Sage Romberg	2013-14
	34 Brandi Thomas	2013-14

## GAMES STARTED

NO	INDIVIDUAL	YEAR
1.	34 Dawnyelle Awa	2013-14
	34 Shalie Dheensaw	2013-14
	34 Tia Presley	2013-14
	34 Sage Romberg	2013-14
5.	33 Lia Galdeira	2013-14
	<b>33 Caila Hailey</b>	<b>2016-17</b>
7.	32 Carly Noyes	2011-12
	32 Dawnyelle Awa	2014-15
	32 Mariah Cooks	2014-15
	32 Lia Galdeira	2014-15
	32 Tia Presley	2014-15

## MINUTES (Since 1979-80)

NO	INDIVIDUAL	YEAR
1.	1,029 Tia Presley	2013-14
2.	1,021 Jenni Ruff	1995-96
3.	<b>1,007 Alexys Swedlund</b>	<b>2016-17</b>
4.	998 Penny Bowden	1987-88
5.	992 Jeanne Eggart	1981-82
6.	983 Lia Galdeira	2013-14
7.	<b>980 Caila Hailey</b>	<b>2016-17</b>
8.	974 Jonni Gray	1987-88
9.	973 Katie Nyseth	2000-01
10.	967 Tia Presley	2014-15

## MINUTE AVERAGE (Since 1979-80)

AVG	INDIVIDUAL	GAMES	YEAR
1.	36.3 Kelli Kronberger	26	1993-94
2.	36.1 Linda Wulff	24	1983-84
3.	35.9 Marcia Miles	25	1983-84
4.	35.6 Penny Bowden	28	1987-88
5.	35.2 Jenni Ruff	29	1995-96
6.	34.8 Jonni Gray	28	1987-88
	34.8 Katie Nyseth	28	2000-01
8.	34.7 Linda Wulff	26	1984-85
9.	34.6 Marcia Miles	26	1984-85
10.	34.4 Penny Bowden	28	1986-87



**DOUBLE-DIGIT SCORING GAMES**

NO	INDIVIDUAL	YEAR
1.	28 Lia Galdeira	2012-13
2.	26 Borislava Hristova	2015-16
3.	24 Jazmine Perkins	2008-09
4.	23 Kristal Stahl	1988-89
	23 April Cook	2008-09
6.	21 KiKi Moore	2009-10
7.	19 Angie Miller (Weir)	1987-88
8.	16 Tricia Lamb	1997-98
9.	15 Alke Dietel	1997-98
10.	14 Jonni Mauch	1985-86
	14 Marisa Stotler	2006-07
	14 Sage Romberg	2010-11

**CONSECUTIVE DOUBLE-DIGIT SCORING GAMES**

NO	INDIVIDUAL	YEAR
1.	15 Lia Galdeira	2012-13
2.	12 Jazmine Perkins	2008-09
	<b>12 Channele Molina</b>	<b>2016-17</b>
4.	10 Angie Miller (Weir)	1987-88
	10 April Cook	2008-09
	10 Borislava Hristova	2015-16
7.	9 KiKi Moore	2009-10
8.	8 Kristal Stahl	1988-89
9.	7 Mariah Cooks	2012-13

**20-POINT GAMES**

NO	INDIVIDUAL	YEAR
1.	9 Borislava Hristova	2015-16
2.	6 Kristal Stahl	1988-89
3.	5 Angie Miller (Weir)	1987-88
	5 April Cook	2008-09
5.	4 Alke Dietel	1997-98
	4 Lia Galdeira	2012-13
7.	3 Joanna Smith	1996-97
8.	2 Nikki Mohr	1983-84
	2 Jenni Ruff	1992-93
	2 Amanda DuRocher	2005-06
	2 Marisa Stotler	2006-07
	2 Jazmine Perkins	2008-09
	<b>2 Channele Molina</b>	<b>2016-17</b>

**POINTS**

NO	INDIVIDUAL	YEAR
1.	490 Borislava Hristova	2015-16
2.	459 Lia Galdeira	2012-13
3.	413 Jazmine Perkins	2008-09
4.	405 April Cook	2008-09
5.	404 Kristal Stahl	1988-89
6.	377 Angie Miller (Weir)	1987-88
7.	361 KiKi Moore	2009-10
8.	322 Alke Dietel	1997-98
9.	303 Marisa Stotler	2006-07
10.	294 Sage Romberg	2010-11

**POINTS PER GAME**

(Note: Must have played in at least half of team's games)

NO	INDIVIDUAL	YEAR
1.	16.3 Borislava Hristova	2015-16
2.	14.8 Lia Galdeira	2012-13
3.	14.4 Kristal Stahl	1988-89
4.	14.0 April Cook	2008-09
5.	13.8 Jazmine Perkins	2008-09
6.	13.5 Angie Miller (Weir)	1987-88
7.	12.0 KiKi Moore	2009-10
8.	11.9 Alke Dietel	1997-98
9.	10.4 Marisa Stotler	2006-07
10.	10.1 Joanna Smith	1996-97

**GAMES PLAYED**

NO	INDIVIDUAL	YEAR
1.	<b>36 Johanna Muzet</b>	<b>2016-17</b>
	<b>36 Kayla Washington</b>	<b>2016-17</b>
2.	33 Shalie Dheensaw	2011-12
	32 Louise Brown	2014-15
	32 Pinelopi Pavlopoulou	2014-15
6.	31 Ireti Amojó	2010-11
	31 Hana Potter	2010-11
	31 Sage Romberg	2010-11
	31 Brandi Thomas	2010-11
	31 Dawnielle Awa	2012-13
	31 Mariah Cooks	2012-13
	31 Lia Galdeira	2012-13

**GAMES STARTED**

Note: Does not include 1981-82 season

NO	INDIVIDUAL	YEAR
1.	30 Jazmine Perkins	2008-09
	30 KiKi Moore	2009-10
3.	29 Jade Hyett	1995-96
	29 April Cook	2008-09
	29 Borislava Hristova	2015-16
6.	28 Kate Benz	2003-04
	28 Lia Galdeira	2012-13
8.	27 Tricia Lamb	1997-98
9.	26 Angie Miller (Weir)	1987-88
	26 Joanna Smith	1996-97
	26 Alke Dietel	1997-98

**MINUTES**

NO	INDIVIDUAL	YEAR
1.	944 Kristal Stahl	1988-89
2.	911 Jazmine Perkins	2008-09
3.	897 Angie Miller (Weir)	1987-88
4.	871 Jade Hyett	1995-96
5.	869 Katie Appleton	2005-06
6.	867 Kezia Kelly	2007-08
	867 KiKi Moore	2009-10
8.	859 April Cook	2008-09
9.	855 Jonni Gray	1985-86
	855 Louise Brown	2014-15

**FIELD GOALS – MADE**

NO	INDIVIDUAL	YEAR
1.	200 Borislava Hristova	2015-16
2.	174 Lia Galdeira	2012-13
3.	168 Jazmine Perkins	2008-09
4.	148 Angie Miller (Weir)	1987-88
5.	146 April Cook	2008-09
6.	143 Kristal Stahl	1988-89
7.	125 KiKi Moore	2009-10
8.	124 Marisa Stotler	2006-07
9.	121 Alke Dietel	1997-98
10.	110 Sage Romberg	2010-11

**FIELD GOALS – ATTEMPTED**

NO	INDIVIDUAL	YEAR
1.	487 Lia Galdeira	2012-13
2.	441 Borislava Hristova	2015-16
3.	437 Jazmine Perkins	2008-09
4.	432 April Cook	2008-09
5.	381 Kristal Stahl	1988-89
6.	348 Angie Miller (Weir)	1987-88
7.	340 KiKi Moore	2009-10
8.	302 Marisa Stotler	2006-07
9.	273 Jessica Perry	2001-02
10.	271 Alke Dietel	1997-98

**FIELD GOAL PERCENTAGE**

(Minimum 150 Attempts)

NO	INDIVIDUAL	YEAR
1.	<b>.515 (86-167) Channele Molina</b>	<b>2016-17</b>
2.	.513 (98-191) Amy Saneholtz	1993-94
3.	.465 (92-198) Carly Noyes	2009-10
4.	.454 (200-441) Borislava Hristova	2015-16
5.	.448 (77-172) Lynda Clegg	1986-87
6.	.446 (121-271) Alke Dietel	1997-98
7.	.442 (73-165) Maria Kostourkova	2015-16
8.	.431 (110-255) Sage Romberg	2010-11
9.	.427 (93-218) Kate Benz	2003-04
10.	<b>.426 (83-195) Kayla Washington</b>	<b>2016-17</b>

**3-POINT FIELD GOALS – MADE**

NO	INDIVIDUAL	YEAR
1.	68 Joanna Smith	1996-97
2.	50 Katie Appleton	2005-06
	50 Amanda DuRocher	2005-06
4.	49 Francine McCurtain	2001-02
5.	48 Ireti Amojó	2010-11
6.	43 April Cook	2008-09
7.	42 Kristal Stahl	1988-89
8.	41 Sage Romberg	2010-11
	41 Lia Galdeira	2012-13
10.	39 Jazmine Perkins	2008-09

**3-POINT FIELD GOALS – ATTEMPTED**

NO	INDIVIDUAL	YEAR
1.	181 Joanna Smith	1996-97
2.	163 Amanda DuRocher	2005-06
3.	153 Lia Galdeira	2012-13
4.	143 Ireti Amojó	2010-11
5.	137 Francine McCurtain	2001-02
	137 Jazmine Perkins	2008-09
7.	134 Katie Appleton	2005-06
8.	132 April Cook	2008-09
9.	128 Kristal Stahl	1988-89
10.	126 Alexys Swedlund	2015-16

**3-POINT FIELD GOAL PERCENTAGE (Minimum 50 attempts)**

NO	INDIVIDUAL	YEAR
1.	<b>.431 (22-51) Channele Molina</b>	<b>2016-17</b>
2.	.406 (41-101) Sage Romberg	2010-11
3.	.376 (68-181) Joanna Smith	1996-97
4.	.373 (50-134) Katie Appleton	2005-06
5.	.358 (49-137) Francine McCurtain	2001-02
6.	.353 (30-85) Tricia Lamb	1997-98
7.	.339 (19-56) Erika Wheeler	1991-92
8.	.336 (48-143) Ireti Amojó	2010-11
9.	.333 (19-57) Colleen Betteridge	2006-07
10.	.328 (42-128) Kristal Stahl	1988-89

**FREE THROWS – MADE**

NO	INDIVIDUAL	YEAR
1.	87 KiKi Moore	2009-10
2.	76 Jonni Gray	1985-86
	76 Kristal Stahl	1988-89
4.	70 April Cook	2008-09
	70 Lia Galdeira	2012-13
6.	65 Angie Miller (Weir)	1987-88
7.	59 Borislava Hristova	2015-16
8.	55 Marisa Stotler	2006-07
9.	53 Tricia Lamb	1997-98
10.	51 Alke Dietel	1997-98

**FREE THROWS – ATTEMPTED**

NO	INDIVIDUAL	YEAR
1.	132 April Cook	2008-09
2.	122 KiKi Moore	2009-10
3.	108 Marisa Stotler	2006-07
4.	107 Jonni Gray	1985-86
5.	104 Kristal Stahl	1988-89
6.	97 Angie Miller (Weir)	1987-88
7.	91 Lia Galdeira	2012-13
8.	83 Jazmine Perkins	2008-09
9.	80 Tricia Lamb	1997-98
10.	77 Kate Benz	2003-04

**FREE THROW PERCENTAGE (Minimum 50 attempts)**

NO	INDIVIDUAL	YEAR
1.	.881 (59-67) Borislava Hristova	2015-16
2.	.769 (70-91) Lia Galdeira	2012-13
3.	.739 (51-69) Alke Dietel	1997-98
4.	.731 (76-104) Kristal Stahl	1988-89
5.	.713 (87-122) KiKi Moore	2009-10
6.	.710 (76-107) Jonni Gray	1985-86
7.	.703 (45-64) Nakejia Kelly	2006-07
8.	.695 (41-59) Kelley Berglund	1999-2000
9.	.677 (42-62) Rosie Tarnowski	2008-09
10.	.670 (65-97) Angie Miller (Weir)	1987-88

**REBOUNDS**

NO	INDIVIDUAL	YEAR
1.	210 Jonni Gray	1985-86
2.	207 Louise Brown	2014-15
3.	187 Kate Benz	2003-04
4.	167 Kristal Stahl	1988-89
5.	164 Angie Miller (Weir)	1987-88
6.	161 Lia Galdeira	2012-13
7.	156 Holly Zapel (Bertus)	1981-82
8.	<b>152 Kayla Washington</b>	<b>2016-17</b>
9.	150 Carly Noyes	2009-10
10.	149 Marisa Stotler	2006-07
	149 Jazmine Perkins	2008-09

**REBOUND AVERAGE**

NO	INDIVIDUAL	YEAR
1.	7.5 Jonni Gray	1985-86
2.	6.7 Kate Benz	2003-04
3.	6.5 Louise Brown	2014-15
4.	6.0 Kristal Stahl	1988-89
5.	5.9 Angie Miller (Weir)	1987-88
6.	5.4 Holly Zapel (Bertus)	1981-82
7.	5.3 Rosie Tarnowski	2008-09
8.	5.2 Lia Galdeira	2012-13
9.	5.1 Marisa Stotler	2006-07
10.	5.0 Jenni Ruff	1992-93
	5.0 Jazmine Perkins	2008-09
	5.0 Carly Noyes	2009-10

**PERSONAL FOULS**

NO	INDIVIDUAL	YEAR
1.	104 Marisa Stotler	2006-07
2.	98 Jonni Gray	1985-86
	<b>98 Kayla Washington</b>	<b>2016-17</b>
4.	90 Holly Zapel (Bertus)	1981-82
6.	85 Louise Brown	2014-15
6.	83 Jazmine Perkins	2008-09
7.	82 Kate Benz	2003-04
8.	79 Carly Noyes	2009-10
9.	78 Alke Dietel	1997-98
10.	76 Darci Wellsandt	1989-90
	76 Kelley Berglund	1999-2000

**FOUL OUTS**

NO	INDIVIDUAL	YEAR
1.	7 Marisa Stotler	2006-07
2.	6 Holly Zapel (Bertus)	1981-82
	6 Jonni Gray	1985-86
	<b>6 Kayla Washington</b>	<b>2016-17</b>
5.	5 Alke Dietel	1997-98
6.	4 Jenni Ruff	1992-93
	4 Jade Hyett	1995-96
	4 Katie Calderwood	2007-08
9.	3 Cathy Gonzalez	1985-86
	3 Darla Williamson	1988-89
	3 Kate Benz	2003-04
	3 Ebonee Coates	2005-06
	3 Carly Noyes	2009-10

**ASSISTS**

NO	INDIVIDUAL	YEAR
1.	159 Jade Hyett	1995-96
2.	106 Darla Williamson	1988-89
3.	105 KiKi Moore	2009-10
4.	95 Jessica Perry	2001-02
5.	78 Jazmine Perkins	2008-09
6.	71 Colleen Betteridge	2006-07
7.	68 Francine McCurtain	2001-02
	68 Dawnielle Awa	2012-13
9.	66 Stephanie Singer	2003-04
	66 Kezia Kelly	2007-08

**TURNOVERS**

NO	INDIVIDUAL	YEAR
1.	146 KiKi Moore	2009-10
2.	126 Jessica Perry	2001-02
3.	124 Jazmine Perkins	2008-09
4.	112 Darla Williamson	1988-89
5.	109 Kezia Kelly	2007-08
6.	98 Katie Appleton	2005-06
7.	91 Jade Hyett	1995-96
8.	90 Francine McCurtain	2001-02
	90 Colleen Betteridge	2006-07
10.	89 Stephanie Singer	2003-04

**BLOCKS**

NO	INDIVIDUAL	YEAR
1.	57 Carly Noyes	2009-10
2.	35 Holly Zapel (Bertus)	1981-82
3.	29 Louise Brown	2014-15
4.	25 Nike McClure	2015-16
5.	23 Maria Kostourkova	2015-16
6.	22 Ebonee Coates	2005-06
7.	21 Kathy Weber	1990-91
8.	19 Sage Romberg	2010-11
9.	18 Alke Dietel	1997-98
10.	16 Francine McCurtain	2001-02
	16 Kate Benz	2003-04

**STEALS**

NO	INDIVIDUAL	YEAR
1.	95 KIKI Moore	2009-10
2.	88 Lia Galdeira	2012-13
3.	85 Jade Hyett	1995-96
4.	63 Jazmine Perkins	2008-09
5.	51 Tricia Lamb	1997-98
	51 Marisa Stotler	2006-07
7.	44 Jessica Perry	2001-02
	41 Borislava Hristova	2015-16
9.	40 Alke Dietel	1997-98
10.	38 Dawnielle Awa	2012-13





SOPHOMORE RECORDS

JUNIOR RECORDS

SENIOR RECORDS

DOUBLE-DIGIT SCORING GAMES

NO.	INDIVIDUAL	YEAR
1.	Lia Galdeira	2013-14
2.	Angie Miller	1988-89
3.	April Cook	2009-10
4.	Marcia Miles	1983-84
	Jonni Gray	1986-87
6.	Darci Wellsandt	1990-91
<b>21</b>	<b>Alexys Swedlund</b>	<b>2016-17</b>
8.	Camille Thompson	1991-92
	Tricia Lamb	1998-99
10.	Yvonne Kunze	1995-96

DOUBLE-DIGIT SCORING GAMES

NO.	INDIVIDUAL	YEAR
1.	Tia Presley	2013-14
2.	Lia Galdeira	2014-15
3.	Marcia Miles	1984-85
4.	Jenni Ruff	1994-95
5.	Angie Miller	1989-90
6.	Penny Bowden	1986-87
7.	Jonni Gray	1987-88
	Kristin Erickson	1995-96
	Bianca McCall	2002-03
10.	Camille Thompson	1992-93

DOUBLE-DIGIT SCORING GAMES

NO.	INDIVIDUAL	YEAR
1.	Jenni Ruff	1995-96
2.	Jeanne Eggart	1981-82
	Marcia Miles	1985-86
	Tia Presley	2014-15
5.	Camille Thompson	1993-94
6.	Jonni Gray	1988-89
7.	Yvonne Kunze	1997-98
8.	Kristin Metson	1990-91
	Heather Norman	1991-92
	Kireen Ellis	1994-95

CONSECUTIVE DOUBLE-DIGIT SCORING GAMES

NO.	INDIVIDUAL	YEAR
1.	Lia Galdeira	2013-14
2.	Marcia Miles	1983-84
3.	Angie Miller	1988-89
4.	Cathy Gonzalez	1986-87
5.	Angie Miller	1988-89
6.	Darci Wellsandt	1990-91
	Alke Dietel	1998-99
	April Cook	2009-10

CONSECUTIVE DOUBLE-DIGIT SCORING GAMES

NO.	INDIVIDUAL	YEAR
1.	Marcia Miles	1984-85
2.	Lia Galdeira	2014-15
3.	Angie Miller	1989-90
	Jenni Ruff	1994-95
5.	Camille Thompson	1992-93
	Bianca McCall	2002-03

CONSECUTIVE DOUBLE-DIGIT SCORING GAMES

NO.	INDIVIDUAL	YEAR
1.	Jenni Ruff	1995-96
2.	Jeanne Eggart	1981-82
3.	Camille Thompson	1993-94
4.	Jonni Gray	1988-89
5.	Heather Norman	1991-92

20-POINT GAMES

NO.	INDIVIDUAL	YEAR
1.	Marcia Miles	1983-84
2.	Lia Galdeira	2013-14
3.	Tricia Lamb	1998-99
4.	Angie Miller	1988-89
<b>7</b>	<b>Camille Thompson</b>	<b>1991-92</b>
	Alexys Swedlund	2016-17
7.	Cathy Gonzalez	1986-87
	Alke Dietel	1998-99
9.	Tia Presley	2012-13
10.	Cassandra Overby	1981-82
	Jonni Gray	1986-87
	Darci Wellsandt	1990-91
	Kelli Kronberger	1993-94
	Jessica Perry	2002-03
15.	Linda Fisher	1982-83
	Holly Bertus	1982-83
	Nikki Mohr	1984-85
	Kathy Weber	1991-92
	Erika Wheeler	1992-93
	Yvonne Kunze	1995-96
	Kate Benz	2004-05
	April Cook	2009-10
	Jasmine Perkins	2009-10

20-POINT GAMES

NO.	INDIVIDUAL	YEAR
1.	Lia Galdeira	2014-15
2.	Tia Presley	2013-14
3.	Marcia Miles	1984-85
4.	Angie Miller	1989-90
5.	Alke Dietel	1999-2000
6.	Kristin Erickson	1995-96
7.	Jonni Gray	1987-88
	Bianca McCall	2002-03
9.	Penny Bowden	1986-87
	Darci Wellsandt	1991-92
	Jenni Ruff	1994-95
	Katie Appleton	2007-08
13.	Heather Norman	1990-91
	Camille Thompson	1992-93
	Julie Wight	1995-96
	Amy Sanesholtz	1996-97
	Jen Kerns	1999-2000
18.	Dawn Allinger	1989-90
	Yvonne Kunze	1996-97
	Charmaine Jones	2004-05
	Jasmine Perkins	2010-11

20-POINT GAMES

NO.	INDIVIDUAL	YEAR
1.	Jenni Ruff	1995-96
2.	Jonni Gray	1988-89
3.	Marcia Miles	1985-86
4.	Jeanne Eggart	1981-82
	Camille Thompson	1993-94
	Tia Presley	2014-15
7.	Pat Broaden	1985-86
8.	Kristin Metson	1990-91
	Yvonne Kunze	1997-98
	Brittney Hawks	2001-02
11.	Kireen Ellis	1994-95
	Bianca McCall	2003-04
13.	Linda Wulff	1984-85
	Penny Bowden	1987-88
	Angie Miller	1990-91
	Heather Norman	1991-92
	Katie Nyseth	2000-01
18.	Kristin Erickson	1996-97
	Yvonne Volkman	2000-01
	Keisha Moore	2005-06

**POINTS (1970-71 Stats Unavailable)**

YEAR	PLAYER	PTS	AVG
1971-72	McClenny, Marda	164	11.0
1972-73	McClenny, Marda	181	12.9
1973-74	Gray, Jennifer	215	14.3
1974-75	Gray, Jennifer	291	14.6
1975-76	Gray, Katie	206	8.2
1976-77	Kusler, Janet	248	10.3
1977-78	Eggart, Jeanne	418	17.4
1978-79	Eggart, Jeanne	446	17.2
1979-80	Brown, Karen	236	8.7
1980-81	Eggart, Jeanne	633	22.6
1981-82	Eggart, Jeanne	470	16.2
1982-83	Overby, Cassandra	295	10.9
1983-84	Miles, Marcia	469	18.8
1984-85	Miles, Marcia	465	17.9
1985-86	Miles, Marcia	483	17.3
1986-87	Bowden, Penny	380	13.6
1987-88	Gray, Jonni	407	14.5
1988-89	Miller, Angie	499	17.8
1989-90	Miller, Angie	449	16.0
1990-91	Metson,	413	14.2
1991-92	Thompson, Camille	370	14.2
	Norman, Heather	370	13.7
1992-93	Thompson, Camille	348	13.9
1993-94	Thompson, Camille	486	18.7
1994-95	Ruff, Jenni	400	14.8
1995-96	Ruff, Jenni	685	23.6
1996-97	Kunze, Yvonne	336	12.4
1997-98	Kunze, Yvonne	396	14.7
1998-99	Lamb, Tricia	442	16.4
1999-00	Dietel, Alke	366	13.6
2000-01	Nyseth, Katie	271	9.7
2001-02	Hawks, Brittney	389	13.4
2002-03	McCall, Bianca	366	13.1
2003-04	McCall, Bianca	326	12.5
2004-05	Benz, Kate	292	10.4
2005-06	Moore, Keisha	297	11.4
2006-07	Stotler, Marisa	303	10.4
2007-08	Appleton, Katie	349	12.0
2008-09	Perkins, Jazmine	413	13.8
2009-10	Cook, April	419	14.0
2010-11	Romberg, Sage	294	9.5
2011-12	Perkins, Jazmine	279	8.5
2012-13	Galdeira, Lia	459	14.8
2013-14	Presley, Tia	647	19.0
2014-15	Galdeira, Lia	640	20.0
2015-16	Hristova, Borislava	490	16.3
2016-17	Swedlund, Alexys	428	11.9

**TOTAL REBOUNDS (1970-71 Stats Unavailable)**

YEAR	PLAYER	REB	AVG
1971-72	Gregory, Christy	135	9.0
1972-73	Gray, Jennifer	115	8.2
1973-74	Fruechte, Ann	128	8.5
1974-75	Gray, Jennifer	294	14.7
1975-76	Kusler, Janet	261	10.4
1976-77	Kusler, Janet	184	7.7
1977-78	Kusler, Janet	204	8.5
1978-79	Kusler, Janet	204	7.8
1979-80	Brown, Karen	198	7.3
1980-81	Brown, Karen	231	8.3
1981-82	Eggart, Jeanne	202	7.0
1982-83	Overby, Cassandra	216	8.0
1983-84	Overby, Cassandra	241	9.6
1984-85	Zapel, Holly	181	7.0
1985-86	Mauch, Jonni	210	7.5
1986-87	Bowden, Penny	175	6.3
1987-88	Bowden, Penny	178	6.4
1988-89	Miller, Angie	199	7.1
1989-90	Metson, Kristin	191	6.8
1990-91	Metson, Kristin	210	7.2
1991-92	Thompson, Camille	158	6.1
1992-93	Thompson, Camille	161	6.4
1993-94	Thompson, Camille	214	8.2

1994-95	Ellis, Kireen	179	6.6
1995-96	Ruff, Jenni	255	8.8
1996-97	Kunze, Yvonne	160	5.9
1997-98	Kunze, Yvonne	200	7.4
1998-99	Harrod, Victoria	118	4.4
	Quinton, Sheri	118	4.4
1999-00	Dietel, Alke	145	5.4
2000-01	Berglund, Kelley	154	5.5
2001-02	Hawks, Brittney	269	9.3
2002-03	McCall, Bianca	227	8.1
2003-04	Benz, Kate	187	6.7
2004-05	Benz, Kate	254	9.1
2005-06	Benz, Kate	255	9.1
2006-07	Benz, Kate	203	7.0
2007-08	Molzen, Heather	128	4.3
2008-09	Molzen, Heather	179	6.0
2009-10	Perkins, Jazmine	180	6.0
2010-11	Madison, Katie	159	5.1
2011-12	Perkins, Jazmine	245	7.4
2012-13	Galdeira, Lia	161	5.2
2013-14	Dheensaw, Shalie	223	6.6
2014-15	Brown, Louise	207	6.5
2015-16	Kostourkova, Maria	130	4.3
2016-17	McClure, Nike	208	5.8

**FIELD GOAL PERCENTAGE (Min. 50 Made)**

YEAR	PLAYER	PCT	FG-ATT
1970-71	--		
1971-72	Gray, Jennifer	.500	63-126
1972-73	Gray, Jennifer	.490	77-157
1973-74	Gray, Jennifer	.503	92-183
1974-75	Gray, Jennifer	.452	131-290
1975-76	Jennings, Melanie	.358	83-232
1976-77	Kusler, Janet	.463	105-227
1977-78	Eggart, Jeanne	.498	158-317
1978-79	Houser, Gail	.473	69-146
1979-80	Elliot, Theresa	.425	54-127
1980-81	Eggart, Jeanne	.480	233-485
1981-82	Eggart, Jeanne	.469	182-388
1982-83	Brown, Karen	.471	65-138
1983-84	Miles, Marcia	.462	200-433
1984-85	Fulton, Kirsten	.471	57-121
1985-86	Fulton, Kirsten	.493	67-136
1986-87	Reynvaan, Juli	.497	93-187
1987-88	Reynvaan, Juli	.512	103-201
1988-89	Miller, Angie	.475	192-404
1989-90	Metson, Kristin	.532	150-282
1990-91	Metson, Kristin	.551	166-301
1991-92	Thompson, Camille	.588	153-260
1992-93	Thompson, Camille	.498	148-297
1993-94	Thompson, Camille	.525	192-366
1994-95	Ellis, Kireen	.483	156-323
1995-96	Kunze, Yvonne	.547	139-254
1996-97	Kunze, Yvonne	.502	136-271
1997-98	Kunze, Yvonne	.532	157-295
1998-99	Harrod, Victoria	.492	59-120
1999-00	Dietel, Alke	.438	142-324
2000-01	Harrod, Victoria	.511	71-139
2001-02	Fields, Candace	.486	53-109
2002-03	Fields, Candace	.488	61-125
2003-04	Benz, Kate	.427	93-218
2004-05	Joneby, Emma	.475	67-141
2005-06	Moore, Keisha	.399	109-273
2006-07	Stotler, Marisa	.411	124-302
2007-08	Coates, Ebonee	.481	50-104
2008-09	Molzen, Heather	.408	84-206
2009-10	Noyes, Carly	.465	92-198
2010-11	Noyes, Carly	.484	48-143
2011-12	Noyes, Carly	.480	110-229
2012-13	Presley, Tia	.452	89-197
2013-14	Presley, Tia	.444	224-504
2014-15	Dheensaw, Shalie	.480	60-125
2015-16	Pavlopoulou, Pinelopi	.474	54-114
2016-17	Chanelle Molina	.515	86-167

**3-POINT FG PERCENTAGE (Min. 25 Made)**

YEAR	PLAYER	PCT	3FG-ATT
1987-88	Clegg, Lynda	.386	34-88
1988-89	Gray, Jonni	.436	34-78
1989-90	Stahl, Kristal	.313	25-80
1990-91	Norman, Heather	.367	54-147
1991-92	Norman, Heather	.401	61-152
1992-93	Jarosch, Susie	.361	26-72
1993-94	Kronberger, Kelli	.368	57-155
1994-95	Jarosch, Susie	.422	43-102
1995-96	Ruff, Jenni	.431	28-65
1996-97	Smith, Joanna	.376	68-181
1997-98	Smith, Joanna	.464	39-84
1998-99	Lamb, Tricia	.375	69-184
1999-00	Dietel, Alke	.422	35-83
2000-01	Barrett, Sarah	.387	43-111
2001-02	McCurtain, Francine	.358	49-137
2002-03	Egeland, Lindsey*	.292	21-72
2003-04	Egeland, Lindsey*	.265	18-68
2004-05	Ferguson, Adriane	.333	40-120
2005-06	Appleton, Katie	.373	50-134
2006-07	DuRocher, Amanda	.298	37-124
2007-08	Appleton, Katie	.398	45-113
2008-09	Appleton, Katie	.346	45-130
2009-10	Perkins, Jazmine	.293	43-147
2010-11	Romberg, Sage	.406	41-101
2011-12	Tarnowski, Rosie	.346	34-50
2012-13	Galdeira, Lia	.268	41-153
2013-14	Romberg, Sage	.395	47-119
2014-15	Presley, Tia	.296	47-159
2015-16	Brown, Louise	.362	25-69
2016-17	Swedlund, Alexys	.347	75-216

\* No one reached 25 made; highest percentage amongst individuals with at least two attempts per game.

**FREE THROW PERCENTAGE (Min. 50 Made)**

YEAR	PLAYER	PCT	FT-ATT
1970-71	--		
1971-72	Fruechte, Ann*	.685	37-54
1972-73	Fruechte, Ann*	.617	37-60
1973-74	Fruechte, Ann	.810	51-63
1974-75	Gray, Jennifer*	.483	29-60
1975-76	Ioppini, Michelle	.745	38-51
1976-77	Kays, Linda	.712	52-73
1977-78	Eggart, Jeanne	.689	102-148
1978-79	Eggart, Jeanne	.676	92-136
1979-80	Houser, Gail	.750	48-64
1980-81	Eggart, Jeanne	.736	167-227
1981-82	Eggart, Jeanne	.752	106-141
1982-83	Fisher, Linda	.721	62-86
1983-84	Miles, Marcia	.784	69-88
1984-85	Miles, Marcia	.783	65-83
1985-86	Miles, Marcia	.824	117-142
1986-87	Gray, Jonni	.711	59-83
1987-88	Gray, Jonni	.803	61-76
1988-89	Miller, Angie	.841	106-126
1989-90	Miller, Angie	.753	70-93
1990-91	Norman, Heather	.744	58-78
1991-92	Norman, Heather	.747	71-95
1992-93	Thompson, Camille	.712	52-73
1993-94	Jarosch, Susie	.688	55-80
1994-95	Ruff, Jenni	.723	102-141
1995-96	Ruff, Jenni	.778	203-261
1996-97	Hyett, Jade	.716	53-74
1997-98	Dietel, Alke	.739	51-69
1998-99	Harrod, Victoria	.759	60-79
1999-00	Kerns, Jen	.744	61-82
2000-01	Volkman, Yvonne	.750	51-68
2001-02	Martindale, Whitney	.797	55-69
2002-03	McCall, Bianca	.697	106-152
2003-04	Jones, Charmaine	.780	71-91
2004-05	Benz, Kate	.794	50-63
2005-06	Jones, Charmaine	.831	59-71



2006-07	Stotler, Marisa	.509	55-108
2007-08	Appleton, Katie	.703	64-91
2008-09	Cook, April	.619	70-113
2009-10	Moore, KiKi	.713	87-122
2010-11	Madison, Katie	.639	53-83
2011-12	Perkins, Jazmine	.697	62-89
2012-13	Galdeira, Lia	.769	70-91
2013-14	Presley, Tia	.714	162-227
2014-15	Presley, Tia	.774	123-159
2015-16	Hristova, Borislava	.881	59-67
2016-17	Swedlund, Alexys	.724	55-76

\* No one reached 50 made; highest percentage amongst individuals with at least two attempts per game.

**ASSISTS**

YEAR	PLAYER	AST	AVG
1970-71	--		
1971-72	Guenther, Jan	18	1.2
1972-73	McClenny, Marda	38	2.7
1973-74	McClenny, Marda	29	1.9
1974-75	Gray, Katie	48	2.4
1975-76	Gray, Katie	61	2.4
1976-77	Gray, Katie	107	4.5
1977-78	Eggart, Jeanne	93	3.9
1978-79	Eggart, Jeanne	109	4.2
1979-80	Zachman, Jan	67	2.5
1980-81	Patterson, Shelley	96	3.4
1981-82	Eggart, Jeanne	88	3.0
1982-83	Patterson, Shelley	95	3.5
1983-84	Mariani, Cheryl	110	4.4
1984-85	Wulff, Linda	115	4.4
1985-86	Fey, Sharna	86	3.1
1986-87	Bowden, Penny	141	5.0
1987-88	Bowden, Penny	166	5.9
1988-89	Brown, Charnez	129	4.6
1989-90	Williamson, Darla	91	3.3
1990-91	Williamson, Darla	138	4.8
1991-92	Williamson, Darla	113	4.2
1992-93	Loukes, Andrea	59	2.3
1993-94	Ruff, Jenni	131	5.0
1994-95	Jarosch, Susie	124	5.2
1995-96	Hyett, Jade	159	5.5
1996-97	Hyett, Jade	205	7.6
1997-98	Kerns, Jennifer	97	3.6
1998-99	Nyseth, Katie	103	3.8
1999-00	Kerns, Jen	110	4.1
2000-01	Nyseth, Katie	147	5.3
2001-02	Perry, Jessica	95	3.3
2002-03	Perry, Jessica	85	3.3
2003-04	Singer, Stephanie	66	2.4
2004-05	Perry, Jessica	92	3.3
2005-06	Appleton, Katie	59	2.1
2006-07	Appleton, Katie	76	2.7
2007-08	Kelly, Kezia	66	2.4
2008-09	Perkins, Jazmine	78	2.6
2009-10	Moore, KiKi	105	3.5
2010-11	Adzasu, Rosetta	103	3.3
2011-12	Adzasu, Rosetta	91	2.9
2012-13	Awa, Dawnyelle	68	2.1
2013-14	Awa, Dawnyelle	115	3.4
2014-15	Galdeira, Lia	83	2.6
2015-16	Awa, Dawnyelle	89	3.0
2016-17	Pavlopoulou, Pinelopi	109	3.0

**BLOCKED SHOTS**

YEAR	PLAYER	BLK	AVG
1970-71	--		
1971-72	--		
1972-73	--		
1973-74	--		
1974-75	--		
1975-76	Kusler, Janet	14	0.6
1976-77	Kusler, Janet	23	1.0
1977-78	Kusler, Janet	31	1.3
1978-79	Kusler, Janet	41	1.6
1979-80	Spoelstra, Judy	33	1.4
1980-81	Overby, Cassandra	29	1.0
1981-82	Bertus, Holly	35	1.2
1982-83	Bertus, Holly	35	1.3
1983-84	Bertus, Holly	21	1.0
1984-85	Zapel, Holly	56	2.2
1985-86	Mauch, Jonni	13	0.5
1986-87	Gonzalez, Cathy	8	0.3
1987-88	Bowden, Penny	11	0.4
1988-89	Gray, Jonni	20	0.7
1989-90	Metson, Kristin	9	0.3
1990-91	Metson, Kristin	34	1.2
1991-92	Weber, Kathy	44	1.6
1992-93	Ruff, Jenni	11	0.4
1993-94	Thompson, Camille	16	0.6
1994-95	Ruff, Jenni	11	0.4
1995-96	Ruff, Jenni	12	0.4
1996-97	Saneholtz, Amy	13	0.5
1997-98	Dietel, Alke	18	0.7
1998-99	Harrod, Victoria	9	0.3
1999-00	Volkman, Yvonne	16	0.6
2000-01	Berglund, Kelley	19	0.7
2001-02	Hawks, Brittny	26	0.9
2002-03	McCall, Bianca	41	1.5
2003-04	McCall, Bianca	27	1.0
2004-05	Moore, Keisha	26	1.2
2005-06	Moore, Keisha	33	1.3
2006-07	Coates, Ebonee	32	1.1
2007-08	Coates, Ebonee	18	1.1
2008-09	Coates, Ebonee	29	1.0
2009-10	Noyes, Carly	57	1.9
2010-11	Noyes, Carly	43	1.4
2011-12	Noyes, Carly	26	0.7
2012-13	Noyes, Carly	32	1.0
2013-14	Dheensaw, Shalie	38	1.1
2014-15	Dheensaw, Shalie	29	1.8
2015-16	Brown, Louise	29	0.9
2016-17	McClure, Nike	30	0.9
	McClure, Nike	68	1.9

**STEALS**

YEAR	PLAYER	STL	AVG
1970-71	--		
1971-72	McClenny, Marda	61	4.1
1972-73	McClenny, Marda	63	4.5
1973-74	McClenny, Marda	50	3.3
1974-75	--		
1975-76	Gray, Katie	60	2.4
1976-77	Gray, Katie	86	3.6
1977-78	Eggart, Jeanne	85	3.5
1978-79	Eggart, Jeanne	104	4.0
1979-80	McCarthy, Jody	59	2.2
1980-81	Eggart, Jeanne	87	3.1
1981-82	Eggart, Jeanne	101	3.5
1982-83	Patterson, Shelley	99	3.7
1983-84	Overby, Cassandra	43	1.7
1984-85	Wulff, Linda	49	1.9
1985-86	Broaden, Pat	48	1.7
1986-87	Bowden, Penny	83	3.0
1987-88	Bowden, Penny	96	3.4
1988-89	Brown, Charnez	50	1.8
1989-90	Brown, Charnez	57	2.0
1990-91	Wellsandt, Darci	59	2.0
1991-92	Wellsandt, Darci	74	3.0
1992-93	Wellsandt, Darci	54	2.0
1993-94	Jarosch, Susie	45	1.7
1994-95	Jarosch, Susie	52	2.2
1995-96	Hyett, Jade	85	2.9
1996-97	Hyett, Jade	123	4.6
1997-98	Lamb, Tricia	51	1.9
1998-99	Nyseth, Katie	49	1.8
1999-00	Nyseth, Katie	45	1.6
2000-01	Nyseth, Katie	61	2.2
2001-02	Perry, Jessica	44	1.5
2002-03	Perry, Jessica	50	1.9
2003-04	Perry, Jessica	41	1.5
2004-05	Perry, Jessica	46	1.6
2005-06	Moore, Keisha	36	1.4
2006-07	Appleton, Katie	36	1.3
2007-08	Stotler, Marisa	51	1.8
2008-09	Appleton, Katie	45	1.6
2009-10	Perkins, Jazmine	63	2.1
2010-11	Moore, KiKi	95	3.2
2011-12	Adzasu, Rosetta	61	1.9
2012-13	Perkins, Jazmine	87	2.6
2013-14	Galdeira, Lia	86	2.8
2014-15	Galdeira, Lia	80	2.4
2015-16	Galdeira, Lia	105	3.3
2016-17	Awa, Dawnyelle	53	1.8
	Hailey, Caila	75	2.1

**POINTS**

	NO.	(GAMES)	YEAR
1.	2526	(34 GAMES)	2013-14
<b>2.</b>	<b>2398</b>	<b>(36 GAMES)</b>	<b>2016-17</b>
3.	2177	(32 GAMES)	2014-15
4.	2155	(29 GAMES)	1995-96
5.	2098	(29 GAMES)	1990-91
6.	2032	(28 GAMES)	1988-89
7.	2022	(27 GAMES)	1994-95
8.	2021	(28 GAMES)	1989-90
9.	1989	(33 GAMES)	2011-12
10.	1952	(31 GAMES)	2010-11

**FIELD GOAL PERCENTAGE**

	NO.	YEAR
1.	.445 (698-1570)	1991-92
2.	.437 (762-1742)	1990-91
3.	.437 (781-1789)	1986-87
4.	.435 (713-1638)	1985-86
5.	.432 (723-1672)	1988-89
6.	.432 (685-1585)	1984-85
7.	.430 (751-1746)	1987-88
8.	.429 (654-1525)	1996-97
9.	.427 (743-1740)	1994-95
10.	.427 (682-1599)	1993-94

**FREE THROWS MADE**

	NO.	(GAMES)	YEAR
1.	491	(28 GAMES)	1989-90
2.	485	(28 GAMES)	1988-89
3.	481	(34 GAMES)	2013-14
4.	466	(29 GAMES)	1990-91
5.	458	(29 GAMES)	1995-96
6.	427	(28 GAMES)	1985-86
7.	413	(27 GAMES)	1991-92
8.	399	(27 GAMES)	1997-98
9.	395	(27 GAMES)	1996-97
10.	393	(32 GAMES)	2014-15

**SCORING AVERAGE**

	NO.	(GAMES)	YEAR
1.	74.9	(27 GAMES)	1994-95
2.	74.3	(29 GAMES)	1995-96
	74.3	(34 GAMES)	2013-14
4.	72.6	(28 GAMES)	1988-89
5.	72.3	(29 GAMES)	1990-91
6.	72.2	(28 GAMES)	1989-90
7.	71.7	(27 GAMES)	1991-92
8.	70.6	(27 GAMES)	1998-99
9.	69.7	(26 GAMES)	1993-94
10.	69.7	(28 GAMES)	1986-87

**3-POINT FIELD GOALS MADE**

	NO.	(GAMES)	YEAR
1.	215	(34 GAMES)	2013-14
<b>2.</b>	<b>212</b>	<b>(36 GAMES)</b>	<b>2016-17</b>
3.	208	(31 GAMES)	2010-11
4.	200	(27 GAMES)	1998-99
5.	184	(32 GAMES)	2014-15
6.	173	(30 GAMES)	2008-09
7.	172	(30 GAMES)	2015-16
8.	166	(33 GAMES)	2011-12
9.	165	(30 GAMES)	2007-08
10.	162	(30 GAMES)	2009-10

**FREE THROWS ATTEMPTED**

	NO.	(GAMES)	YEAR
1.	742	(28 GAMES)	1989-90
2.	720	(34 GAMES)	2013-14
3.	702	(29 GAMES)	1990-91
4.	671	(28 GAMES)	1988-89
5.	643	(29 GAMES)	1995-96
<b>6.</b>	<b>629</b>	<b>(36 GAMES)</b>	<b>2016-17</b>
7.	622	(28 GAMES)	1985-86
8.	602	(28 GAMES)	1986-87
9.	588	(27 GAMES)	1997-98
10.	585	(27 GAMES)	1996-97

**FIELD GOALS MADE**

	NO.	(GAMES)	YEAR
1.	915	(34 GAMES)	2013-14
<b>2.</b>	<b>913</b>	<b>(36 GAMES)</b>	<b>2016-17</b>
3.	800	(32 GAMES)	2014-15
4.	781	(28 GAMES)	1986-87
5.	773	(29 GAMES)	1995-96
6.	762	(29 GAMES)	1990-91
7.	751	(28 GAMES)	1987-88
8.	745	(30 GAMES)	2015-16
9.	743	(27 GAMES)	1994-95
	743	(33 GAMES)	2011-12

**3-POINT FIELD GOALS ATTEMPTED**

	NO.	(GAMES)	YEAR
<b>1.</b>	<b>686</b>	<b>(36 GAMES)</b>	<b>2016-17</b>
2.	665	(31 GAMES)	2010-11
3.	657	(34 GAMES)	2013-14
4.	651	(32 GAMES)	2014-15
5.	630	(30 GAMES)	2009-10
6.	577	(30 GAMES)	2008-09
7.	568	(27 GAMES)	1998-99
8.	565	(33 GAMES)	2011-12
9.	559	(30 GAMES)	2015-16
10.	544	(30 GAMES)	2007-08

**FREE THROW PERCENTAGE**

	NO.	YEAR
1.	.744 (337-453)	1999-2000
2.	.723 (485-671)	1988-89
3.	.715 (383-536)	2003-04
4.	.714 (319-447)	1983-84
5.	.713 (375-526)	1998-99
6.	.712 (458-643)	1995-96
7.	.710 (413-582)	1991-92
8.	.709 (393-554)	2014-15
9.	.691 (355-514)	2004-05
10.	.688 (390-567)	2005-06

**FIELD GOALS ATTEMPTED**

	NO.	(GAMES)	YEAR
<b>1.</b>	<b>2365</b>	<b>(36 GAMES)</b>	<b>2016-17</b>
2.	2289	(34 GAMES)	2013-14
3.	2107	(32 GAMES)	2014-15
4.	2034	(33 GAMES)	2011-12
5.	2007	(30 GAMES)	2009-10
6.	1963	(31 GAMES)	2012-13
7.	1913	(31 GAMES)	2010-11
8.	1870	(30 GAMES)	2015-16
9.	1848	(30 GAMES)	2008-09
10.	1825	(29 GAMES)	1995-96

**3-POINT FG PERCENTAGE**

	NO.	YEAR
1.	.358 (126-352)	1991-92
2.	.352 (200-568)	1998-99
3.	.351 (131-373)	1999-2000
4.	.351 (125-356)	1996-97
5.	.342 (101-295)	1988-89
6.	.340 (144-423)	1994-95
7.	.339 (130-384)	2000-01
8.	.334 (110-329)	1993-94
9.	.333 (150-451)	1997-98
10.	.327 (215-657)	2013-14



**REBOUNDS**

	NO.	YEAR
1.	<b>1455 (5530-902D)</b>	<b>2016-17</b>
2.	1345 (4550-890D)	2013-14
3.	1267 (4410-826D)	2011-12
4.	1221 (4220-799D)	2012-13
5.	1214 (4500-764D)	2014-15
6.	1186 (4900-696D)	2009-10
	1186 (4470-739D)	1990-91
8.	1152 (4100-742D)	2010-11
9.	1150 (120-1138D)	1981-82
10.	1128 (4550-673D)	2008-09

**BLOCKED SHOTS**

	NO.	(GAMES)	YEAR
1.	<b>152</b>	<b>(36 GAMES)</b>	<b>2016-17</b>
2.	120	(30 GAMES)	2015-16
3.	114	(31 GAMES)	2012-13
4.	106	(29 GAMES)	2001-02
	106	(34 GAMES)	2013-14
6.	100	(31 GAMES)	2010-11
7.	99	(29 GAMES)	1981-82
8.	98	(30 GAMES)	2009-10
9.	97	(28 GAMES)	2002-03
10.	94	(28 GAMES)	2005-06

**GAMES PLAYED**

	NO.	YEAR
1.	<b>36</b>	<b>2016-17</b>
2.	34	2013-14
3.	33	2011-12
4.	32	2014-15
5.	31	2010-11
	31	2012-13
7.	30	2007-08
	30	2008-09
	30	2009-10
	30	2015-16

**REBOUNDING AVERAGE**

	NO.	(GAMES)	YEAR
1.	41.6	(25 GAMES)	1983-84
2.	41.0	(27 GAMES)	1982-83
3.	40.9	(29 GAMES)	1990-91
4.	40.4	(27 GAMES)	1994-95
	<b>40.4</b>	<b>(36 GAMES)</b>	<b>2016-17</b>
6.	40.1	(27 GAMES)	1992-93
7.	39.8	(26 GAMES)	1993-94
8.	39.8	(28 GAMES)	1986-87
9.	39.8	(28 GAMES)	2005-06
	39.8	(28 GAMES)	1989-90

**BLOCKED SHOTS AVERAGE**

	NO.	(GAMES)	YEAR
1.	<b>4.2</b>	<b>(36 GAMES)</b>	<b>2016-17</b>
2.	4.0	(30 GAMES)	2015-16
3.	3.7	(29 GAMES)	2001-02
	3.7	(31 GAMES)	2012-13
5.	3.5	(28 GAMES)	2002-03
6.	3.4	(29 GAMES)	1981-82
7.	3.4	(28 GAMES)	2005-06
8.	3.3	(30 GAMES)	2009-10
9.	3.2	(31 GAMES)	2010-11
10.	3.2	(28 GAMES)	2003-04

**MINUTES**

	NO.	YEAR
1.	<b>7275</b>	<b>2016-17</b>
2.	6851	2013-14
3.	6650	2011-12
4.	6425	2014-15
5.	6300	2012-13
6.	6199	2010-11
7.	6025	2009-10
	6025	2007-08
9.	6000	2008-09
	6000	2015-16

**ASSISTS**

	NO.	YEAR
1.	<b>500</b>	<b>(36 GAMES) 2016-17</b>
2.	475	(28 GAMES) 1988-89
3.	454	(31 GAMES) 2010-11
	454	(29 GAMES) 1995-96
5.	445	(28 GAMES) 2000-01
6.	431	(33 GAMES) 2011-12
7.	423	(28 GAMES) 1986-87
8.	421	(29 GAMES) 1990-91
9.	419	(34 GAMES) 2013-14
10.	416	(28 GAMES) 1999-2000

**STEALS**

	NO.	(GAMES)	YEAR
1.	<b>375</b>	<b>(36 GAMES)</b>	<b>2016-17</b>
2.	362	(29 GAMES)	1981-82
3.	328	(33 GAMES)	2011-12
4.	321	(32 GAMES)	2014-15
5.	317	(30 GAMES)	2009-10
6.	308	(29 GAMES)	1995-96
6.	305	(30 GAMES)	2015-16
7.	301	(27 GAMES)	1996-97
8.	296	(31 GAMES)	2012-13
9.	291	(28 GAMES)	1987-88
10.	289	(27 GAMES)	1991-92

**ASSISTS AVERAGE**

	NO.	(GAMES)	YEAR
1.	17.0	(28 GAMES)	1988-89
2.	15.9	(28 GAMES)	2000-01
3.	15.7	(29 GAMES)	1995-96
4.	15.3	(27 GAMES)	1996-97
5.	15.1	(28 GAMES)	1986-87
6.	15.1	(27 GAMES)	1994-95
7.	14.9	(28 GAMES)	1999-2000
8.	14.9	(27 GAMES)	1998-99
9.	14.6	(31 GAMES)	2010-11
10.	14.5	(29 GAMES)	1990-91

**STEALS AVERAGE**

	NO.	(GAMES)	YEAR
1.	12.5	(29 GAMES)	1981-82
2.	11.1	(27 GAMES)	1996-97
3.	10.7	(27 GAMES)	1991-92
4.	10.6	(29 GAMES)	1995-96
5.	10.6	(30 GAMES)	2009-10
6.	10.4	(28 GAMES)	1987-88
	<b>10.4</b>	<b>(36 GAMES)</b>	<b>2016-17</b>
8.	10.3	(27 GAMES)	1997-98
9.	10.2	(30 GAMES)	2015-16
10.	10.0	(27 GAMES)	1982-83
	10.0	(32 GAMES)	2014-15



1,967 POINTS

JEANNE EGGART



1,710 POINTS

LIA GALDEIRA




1,541 POINTS

TIA PRESLEY



1,526 POINTS

JENNI RUFF



1,500 POINTS

JONNI GRAY (MAUCH)



1,485 POINTS

MARCIA MILES



1,485 POINTS

ANGIE MILLER (WEIR)



1,333 POINTS


CAMILLE THOMPSON



1,288 POINTS

JAZMINE PERKINS





**POINTS (1,000+)**

NO.	PLAYER	GMS	YRS
1.	1,967 Jeanne Eggart	107	1977-82
2.	1,710 Lia Galdeira	96	2012-15
3.	1,541 Tia Presley	105	2011-15
4.	1,526 Jenni Ruff	109	1992-96
5.	1,500 Jonni Gray (Mauch)	112	1985-89
6.	1,485 Marcia Miles	99	1982-86
	1,485 Angie Miller (Weir)	97	1987-91
8.	1,333 Camille Thompson	106	1990-94
9.	1,288 Jazmine Perkins	122	2008-12
10.	1,188 April Cook	116	2008-12
11.	1,160 Cassandra Overby	108	1980-84
12.	1,139 Yvonne Kunze	108	1994-98
13.	1,110 Darci Wellsandt	109	1989-93
14.	1,068 Katie Appleton	115	2005-09
15.	1,033 Sage Romberg	129	2010-14
16.	1,015 Linda Wulff (Fisher)	106	1981-85
17.	1,000 Kate Benz	113	2003-07

**QUICKEST TO 1,000 POINTS**

PLAYER	GAMES
1. Jeanne Eggart	57
2. Lia Galdeira	61
3. Angie Miller	67
4. Marcia Miles	71
5. Tia Presley	73
6. Jonni Gray	83
7. Camille Thompson	88
Jenni Ruff	88
9. Jazmine Perkins	89
April Cook	89

**1,000 Point Club – Reached Against  
(By Order of Occurrence)**

PLAYER	OPPONENT	DATE	PTS
Jeanne Eggart	Central Washington	12/9/80	25
Cassandra Overby	Oregon State	1/19/84	8
Linda Wulff	Oregon	2/3/85	22
Marcia Miles	Washington	3/2/85	13
Jonni Gray	Arizona State	3/11/88	24
Angie Miller	Arizona State	1/4/90	28
Darci Wellsandt	Arizona	1/22/93	13
Camille Thompson	Southwest Louisiana	12/21/93	17
Jenni Ruff	Eastern Washington	12/15/95	17
Yvonne Kunze	Arizona	2/7/98	16
Kate Benz	UCLA	3/2/07	6
Katie Appleton	Arizona State	1/29/09	8
Jazmine Perkins	vs. USC	3/9/11	17
April Cook	at Wisconsin	11/18/11	10
Lia Galdeira	vs. Oregon	3/6/14	31
Sage Romberg	vs. California	3/7/14	16
Tia Presley	at Montana	3/19/14	11

**SCORING AVERAGE (Min. 50 Games)**

AVG	PLAYER	GMS	YRS
1. 18.4	Jeanne Eggart	107	1977-82
2. 17.8	Lia Galdeira	96	2012-15
3. 15.3	Angie Miller (Weir)	97	1987-91
4. 15.0	Marcia Miles	99	1982-86
5. 14.7	Tia Presley	105	2011-15
6. 14.0	Jenni Ruff	109	1992-96
7. 13.6	Alke Dietel	68	1997-00
8. 13.4	Jonni Gray (Mauch)	112	1985-89
9. 13.3	Jennifer Gray	62	1971-75
10. 12.8	Bianca McCall	54	2002-04

**FIELD GOALS MADE**

NO.	PLAYER	GMS	YRS
1. 750	Jeanne Eggart	107	1977-82
2. 621	Lia Galdeira	96	2012-15
3. 606	Marcia Miles	99	1982-86
4. 576	Jonni Gray (Mauch)	112	1985-89
	576 Angie Miller (Weir)	97	1987-91
6. 543	Camille Thompson	106	1990-94
7. 537	Tia Presley	105	2011-15
8. 532	Jenni Ruff	109	1992-96
9. 487	Jazmine Perkins	122	2008-12
10. 454	Yvonne Kunze	108	1994-98

**FIELD GOALS ATTEMPTED**

NO.	PLAYER	GMS	YRS
1. 1,645	Lia Galdeira	96	2012-15
2. 1,573	Jeanne Eggart	107	1977-82
3. 1,382	Jazmine Perkins	122	2008-12
4. 1,322	Angie Miller (Weir)	97	1987-91
5. 1,304	Marcia Miles	99	1982-86
6. 1,302	April Cook	116	2009-12
7. 1,284	Tia Presley	105	2011-15
8. 1,274	Jonni Gray (Mauch)	112	1985-89
9. 1,233	Jenni Ruff	109	1992-96
10. 1,064	Katie Appleton	115	2005-09

**FIELD GOAL PCT. (Min. 100 Made)**

PCT	PLAYER	MADE-ATT	YRS
1. .543	Kristin Metson	356-656	1987-91
2. .526	Yvonne Kunze	454-863	1994-98
3. .526	Camille Thompson	543-1033	1990-94
4. .493	Kathy Weber	132-268	1990-93
5. .490	Amy Saneholtz	330-673	1992-95, 96-97
6. .487	Victoria Harrod	200-411	1997-01
7. .480	Jennifer Gray	363-756	1971-75
8. .477	Jeanne Eggart	750-1,573	1977-82
9. .471	Carly Noyes	385-818	2010-13
10. .469	Juli Reynvaan	237-505	1983-88

**3-POINT FIELD GOALS MADE**

NO.	PLAYER	GMS	YRS
1. 161	Katie Appleton	115	2005-09
2. 160	Lia Galdeira	96	2012-15
3. 144	Jazmine Perkins	122	2008-12
4. 143	Joanna Smith	94	1996-98, 99-01
5. 141	Sage Romberg	129	2010-14
6. 133	Heather Norman	112	1988-92
7. 130	April Cook	116	2008-12
8. 124	Kelli Kronberger	104	1992-96
9. 110	Jennifer Kerns	115	1995-00
10. 109	Tia Presley	105	2011-15

**3-POINT FIELD GOALS ATTEMPTED**

NO.	PLAYER	GMS	YRS
1. 576	Lia Galdeira	96	2012-15
2. 516	Jazmine Perkins	122	2008-12
3. 458	April Cook	116	2008-12
4. 442	Katie Appleton	115	2005-09
5. 388	Kelli Kronberger	104	1992-96
6. 384	Sage Romberg	129	2010-14
7. 377	Heather Norman	112	1988-92
8. 375	Tia Presley	105	2011-15
9. 371	Joanna Smith	94	1996-98, 99-01
10. 342	Alexys Swedlund	66	2015-pres.

**3-POINT FIELD GOAL PERCENTAGE (Min. 50 Made)**

PCT	PLAYER	MADE-ATT	YRS
1. .424	Jonni Gray (Mauch)	56-132	1985-89
2. .403	Jenni Ruff	62-154	1992-96
3. .385	Joanna Smith	143-371	1996-98, 99-01
4. .367	Sage Romberg	141-384	2010-14
5. .366	Jennifer Kerns	110-301	1995-00
6. .364	Katie Appleton	161-442	2005-09
7. .353	Heather Norman	133-377	1988-92
8. .353	Sarah Barrett	61-173	2000-01, 02-03
9. .351	Tricia Lamb	104-296	1997-00
10. .347	Alke Dietel	99-285	1997-00

**FREE THROWS MADE**

NO.	PLAYER	GMS	YRS
1. 467	Jeanne Eggart	107	1977-82
2. 400	Jenni Ruff	109	1992-96
3. 358	Tia Presley	105	2011-15
4. 308	Lia Galdeira	96	2012-15
5. 292	Jonni Gray (Mauch)	112	1985-89
6. 289	Darci Wellsandt	109	1989-93
7. 282	Cassandra Overby	108	1980-84
8. 279	Angie Miller (Weir)	97	1987-91
9. 273	Marcia Miles	99	1982-86
10. 247	Camille Thompson	106	1990-94

**FREE THROWS ATTEMPTED**

NO.	PLAYER	GMS	YRS
1. 652	Jeanne Eggart	107	1977-82
2. 560	Jenni Ruff	109	1992-96
3. 498	Tia Presley	105	2011-15
4. 436	Cassandra Overby	108	1980-84
5. 432	Lia Galdeira	96	2012-15
6. 426	Darci Wellsandt	109	1989-93
7. 394	Jonni Gray (Mauch)	112	1985-89
8. 375	Camille Thompson	106	1990-94
9. 360	Angie Miller (Weir)	97	1987-91
10. 358	Dawn Allinger	112	1987-91

**FREE THROW PERCENTAGE (Min. 50 Made)**

PCT	PLAYER	MADE-ATT	YRS
1. .822	Borislava Hristova	83-101	2015-pres.
2. .811	Victoria Harrod	146-180	1997-01
3. .789	Marcia Miles	273-346	1982-86
4. .788	Colleen Betteridge	52-66	2006-08
5. .775	Angie Miller (Weir)	279-360	1987-91
6. .773	Katie Nyseth	109-141	1997-01
7. .770	Adriane Ferguson	114-148	2003-07
8. .769	Alke Dietel	133-173	1997-00
	.769 Whitney Martindale	83-108	2000-02
	.769 Taylor Edmondson	83-108	2012-16

**REBOUNDS**

NO.	PLAYER	GMS	YRS
1. 899	Kate Benz	113	2003-07
2. 875	Cassandra Overby	108	1980-84
3. 853	Janet Kusler	99	1975-79
4. 728	Jazmine Perkins	122	2008-12
5. 727	Jenni Ruff	109	1992-96
6. 688	Jonni Gray (Mauch)	112	1985-89
7. 652	Jeanne Eggart	107	1977-82
8. 649	Karen Brown	108	1978-83
9. 623	Yvonne Kunze	108	1994-98
10. 614	Holly Zapel (Bertus)	104	1981-85
11. 610	Camille Thompson	106	1990-94





**REBOUNDING AVERAGE (Min. 50 Games)**

NO.	PLAYER	GMS	YRS
1.	Jennifer Gray	62	1971-75
2.	Janet Kusler	99	1975-79
3.	Cassandra Overby	108	1980-84
4.	Kate Benz	113	2003-07
5.	Brittney Hawks	57	2000-02
6.	Bianca McCall	54	2002-04
7.	Jenni Ruff	109	1992-96
8.	Kireen Ellis	52	1993-95
9.	Penny Bowden	56	1986-88
10.	Angie Miller (Weir)	97	1987-91

**DEFENSIVE REBOUNDS (Since 1985-86)**

NO.	PLAYER	GMS	YRS
1.	Kate Benz	113	2003-07
2.	Jonni Gray (Mauch)	112	1985-89
3.	Jazmine Perkins	122	2008-12
4.	Sage Romberg	129	2010-14
5.	Yvonne Kunze	108	1994-98
6.	Jenni Ruff	109	1992-96
7.	Angie Miller (Weir)	97	1995-00
8.	Camille Thompson	106	1990-94
9.	Mariah Cooks	127	2012-16
10.	Lia Galdeira	96	2012-15

**DEFENSIVE REBOUND AVERAGE (Since 1985-86; Min. 50 Games)**

NO.	PLAYER	GMS	YRS
1.	Kate Benz	113	2003-07
2.	Brittney Hawks	57	2000-02
3.	Jonni Gray (Mauch)	112	1985-89
4.	Angie Miller (Weir)	97	1987-91
5.	Penny Bowden	56	1986-88
6.	Bianca McCall	54	2002-04
7.	Yvonne Kunze	108	1994-98
8.	Alke Dietel	68	1997-00
3.9	Kirsten Fulton	56	1985-87
3.9	Jenni Ruff	109	1992-96
3.9	Jazmine Perkins	122	2008-12

**OFFENSIVE REBOUNDS (Since 1985-86)**

NO.	PLAYER	GMS	YRS
1.	Jenni Ruff	109	1992-96
2.	Kate Benz	113	2003-07
3.	Camille Thompson	106	1990-94
4.	Jazmine Perkins	122	2008-12
5.	Carly Noyes	125	2010-13
6.	Angie Miller (Weir)	97	1987-91
7.	Dawn Allinger	112	1987-91
8.	Yvonne Kunze	108	1994-98
9.	Jonni Gray (Mauch)	112	1985-89
10.	Kristin Metson	91	1987-91

**OFFENSIVE REBOUNDING AVERAGE (Since 1985-86; Min. 50 Games)**

NO.	PLAYER	GMS	YRS
1.	Bianca McCall	54	2002-04
2.	Kireen Ellis	52	1993-95
3.	Jenni Ruff	109	1992-96
4.	Brittney Hawks	57	2000-02
5.	Kate Benz	113	2003-07
6.	Penny Bowden	56	1986-88
7.	Camille Thompson	106	1990-94
8.	Angie Miller (Weir)	97	1987-91
9.	Kristin Metson	91	1987-91
<b>2.1</b>	<b>Nike McClure</b>	<b>63</b>	<b>2014-Pres.</b>

**ASSISTS**

NO.	PLAYER	GMS	YRS
1.	Darla Williamson	112	1988-92
2.	Katie Nyseth	110	1997-01
3.	Jeanne Eggart	107	1977-82
381	Jenni Ruff	109	1992-96
5.	Jade Hyett	56	1995-97
6.	Dawnyelle Awa	127	2012-16
7.	Jennifer Kerns	115	1995-00
8.	Jessica Perry	110	2001-05
9.	Susie Jarosch	103	1990-95
10.	Penny Bowden	56	1986-88

**ASSIST AVERAGE (Min. 50 Games)**

NO.	PLAYER	GMS	YRS
1.	Jade Hyett	56	1995-97
2.	Penny Bowden	56	1986-88
3.	Darla Williamson	112	1988-92
4.	Katie Nyseth	110	1997-01
5.	Jeanne Eggart	107	1977-82
6.	Jenni Ruff	109	1992-96
7.	Shelley Patterson	84	1980-83
8.	Susie Jarosch	103	1990-95
3.1	Rosetta Adzasu	62	2010-12
10.	Jessica Perry	110	2001-05
3.0	Jennifer Kerns	115	1995-00

**BLOCKS (Since 1975-76)**

NO.	PLAYER	GMS	YRS
1.	Carly Noyes	125	2010-13
2.	Holly Zapel (Bertus)	104	1981-85
3.	Janet Kusler	99	1975-79
4.	Ebonee Coates	104	2005-09
5.	Shalie Dheensaw	112	2011-15
6.	Sage Romberg	129	2010-14
<b>93</b>	<b>Nike McClure</b>	<b>63</b>	<b>2016-Pres.</b>
8.	Cassandra Overby	108	1980-84
9.	Kathy Weber	63	1990-93
10.	Bianca McCall	54	2002-04

**BLOCK AVERAGE (Min. 50 Games / Since 1975-76)**

NO.	PLAYER	GMS	YRS
<b>1.</b>	<b>1.4 Nike McClure</b>	<b>63</b>	<b>2016-Pres.</b>
2.	Holly Zapel (Bertus)	104	1981-85
3.	Bianca McCall	54	2002-04
1.3	Carly Noyes	125	2010-13
5.	Kathy Weber	63	1990-93
6.	Janet Kusler	99	1975-79
7.	1.0 Ebonee Coates	104	2005-09
<b>1.0</b>	<b>Maria Kostourkova</b>	<b>66</b>	<b>2015-Pres.</b>
9.	Shalie Dheensaw	112	2011-15
10.	Cassandra Overby	108	1980-84

**STEALS**

NO.	PLAYER	GMS	YRS
1.	Jeanne Eggart	107	1977-82
2.	Lia Galdeira	96	2012-15
3.	Jazmine Perkins	122	2008-12
4.	Shelley Patterson	84	1980-83
5.	Marda McClenny	--	1970-74
208	Jade Hyett	56	1995-97
7.	Katie Gray	--	1973-77
207	Darci Wellsandt	109	1989-93
9.	Katie Nyseth	110	1997-01
10.	Tia Presley	105	2011-15

**STEAL AVERAGE (Min. 50 Games)**

NO.	PLAYER	GMS	YRS
1.	Jade Hyett	56	1995-97
2.	Jeanne Eggart	107	1977-82
3.	Penny Bowden	56	1986-88
4.	Shelley Patterson	84	1980-83
2.8	Lia Galdeira	96	2012-15
6.	Jazmine Perkins	112	2008-12
7.	Rosetta Adzasu	62	2010-12
8.	Cathy Gonzalez	51	1985-88
1.9	Darci Wellsandt	109	1989-93
1.7	Katie Nyseth	110	1997-01
1.7	Tia Presley	105	2011-15

**GAMES PLAYED**

NO	PLAYER	YEARS
1.	Sage Romberg	2010-14
2.	Brandi Thomas	2010-14
3.	Dawnyelle Awa	2012-16
127	Mariah Cooks	2012-16
5.	Carly Noyes	2010-13
125	Hana Potter	2010-14
7.	Jazmine Perkins	2008-12
8.	Katie Grad	2010-13
9.	Taylor Edmondson	2012-16
10.	Rosie Tarnowski	2008-12

**GAMES STARTED**

NO	PLAYER	YEARS
1.	Carly Noyes	2010-13
2.	Katie Appleton	2005-09
3.	Dawnyelle Awa	2012-16
4.	Jazmine Perkins	2008-12
5.	Kate Benz	2003-07
6.	Katie Nyseth	1997-01
7.	Sage Romberg	2010-14
8.	Tia Presley	2011-15
9.	Jenni Ruff	1992-96
96	April Cook	2008-12

**MINUTES (Since 1979-80)**

NO.	PLAYER	GMS	YRS
1.	3,643 Jonni Gray (Mauch)	112	1985-89
2.	3,535 Katie Appleton	115	2005-09
3.	3,334 Kate Benz	113	2003-07
4.	3,323 Jenni Ruff	109	1992-96
5.	3,265 Jazmine Perkins	122	2008-12
6.	3,146 Cassandra Overby	108	1980-84
7.	3,109 Linda Wulff (Fisher)	106	1981-85
8.	3,058 Katie Nyseth	110	1997-01
9.	3,016 Carly Noyes	125	2010-13
10.	3,008 Sage Romberg	129	2010-14

**MINUTES AVERAGE (Since 1979-80; Min. 50 Games)**

NO.	PLAYER	GMS	YRS
1.	35.0 Penny Bowden	56	1986-88
3.	32.5 Jonni Gray (Mauch)	112	1985-89
4.	32.1 Jade Hyett	56	1995-97
5.	30.7 Katie Appleton	115	2005-09
6.	30.5 Jenni Ruff	109	1992-96
7.	29.7 Angie Miller (Weir)	97	1987-91
8.	29.5 Kristal Stahl	62	1988-91
9.	29.5 Kate Benz	113	2003-07
10.	29.3 Linda Wulff (Fisher)	106	1981-85

**CAREER DOUBLE-DOUBLES (SINCE 1981-82)**

NO.	PLAYER	YEARS	CLASS
1.	20 Jenni Ruff		
	20 Kate Benz		
3.	17 Yvonne Kunze		
4.	15 Cassandra Overby		
	15 Angie Miller (Weir)		
	15 Kristin Metson		
	15 Camille Thompson		
	15 Brittney Hawks		
9.	11 Jonni Gray (Mauch)		
10.	10 Penny Bowden		
	10 Bianca McCall		
	10 Jazmine Perkins		
13.	8 Kireen Ellis		
	8 Alke Dietel		
	7 Shalie Dheensaw	2011-15	
16.	6 Jeanne Eggart		
	6 Marcia Miles		
18.	5 Holly Zapel (Bertus)		
	5 Kristal Stahl		
	5 Emma Joneby		
21.	4 Kirsten Fulton		
	4 Amy Saneholtz		
	4 Kelley Berglund		
	4 Lia Galdeira	2012-15	
	4 Mariah Cooks	2012-16	
26.	3 Candace Fields		
	3 Keisha Moore		
	3 Marisa Stotler		
	3 Heather Molzen		
	3 Tia Presley	2011-15	
31.	2 Nikki Mohr		
	2 Juli Reynvaan		
	2 Dawn Allinger		
	2 Darci Wellsandt		
	2 Kathy Weber		
	2 Victoria Harrod		
	2 Ebonee Coates		
	2 Katie Madison		
	2 Sage Romberg		
	2 <i>Caïla Hailey</i>	2014-Pres.	
	2 <i>Louise Brown</i>	2014-Pres.	

**SINGLE-SEASON DOUBLE-DOUBLES**

NO.	PLAYER	YEARS	CLASS
1.	13 Jenni Ruff	1995-96	SR
2.	12 Brittney Hawks	2001-02	SR
3.	9 Kristin Metson	1990-91	SR
	9 Yvonne Kunze	1995-96	SO
	9 Bianca McCall	2002-03	JR
6.	8 Camille Thompson	1993-94	SR
	8 Kate Benz	2004-05	SO
8.	7 Cassandra Overby	1982-83	JR
	7 Cassandra Overby	1983-84	SR
	7 Angie Miller	1988-89	SO
	7 Kireen Ellis	1994-95	SR
	7 Kate Benz	2005-06	JR

**Freshman Record**

3	Angie Miller (Weir)	1987-88
3	Kristal Stahl	1988-89
3	Kate Benz	2003-04
3	Marisa Stotler	2006-07

**Sophomore Record**

9	Yvonne Kunze	1995-96
---	--------------	---------

**Junior Record**

9	Bianca McCall	2002-03
---	---------------	---------

**Senior Record**

13	Jenni Ruff	1995-96
----	------------	---------

**DOUBLE-DIGIT SCORING GAMES - SEASON**

NO.	PLAYER	SEASON	CLASS
1.	32 Lia Galdeira	2013-14	SO
	32 Tia Presley	2013-14	JR
3.	29 Jenni Ruff	1995-96	SR
	29 Lia Galdeira	2014-15	JR
5.	28 Lia Galdeira	2012-13	FR
6.	26 Jeanne Eggart	1981-82	SR
	26 Marcia Miles	1984-85	JR
	26 Marcia Miles	1985-86	SR
	26 Angie Miller	1988-89	SO
	26 Tia Presley	2014-15	SR
	26 Borislava Hristova	2015-16	FR

**Freshman Record**

28	Lia Galdeira	2012-13
----	--------------	---------

**Sophomore Record**

32	Lia Galdeira	2013-14
----	--------------	---------

**Junior Record**

32	Tia Presley	2013-14
----	-------------	---------

**Senior Record**

29	Jenni Ruff	1995-96
----	------------	---------

**CONSECUTIVE DOUBLE-DIGIT SCORING GAMES**

NO.	PLAYER	YEARS	CLASS
1.	29 Jenni Ruff	1995-96	SR
2.	26 Marcia Miles	1984-85	JR
3.	24 Lia Galdeira	2013-14	SO
4.	22 Jeanne Eggart	1981-82	SR
5.	21 Tia Presley	2013-14	JR
6.	20 Camille Thompson	1993-94	SR
7.	17 Lia Galdeira	2014-15	JR
8.	15 Marcia Miles	1983-84	SO
	15 Jonni Gray	1988-89	SR
	15 Lia Galdeira	2012-13	FR

**Freshman Record**

15	Lia Galdeira	2012-13
----	--------------	---------

**Sophomore Record**

24	Lia Galdeira	2013-14
----	--------------	---------

**Junior Record**

26	Marcia Miles	1984-85
----	--------------	---------

**Senior Record**

29	Jenni Ruff	1995-96
----	------------	---------

**20-POINT GAMES - SEASON**

NO.	PLAYER	YEARS	CLASS
1.	19 Jenni Ruff	1995-96	SR
2.	18 Lia Galdeira	2014-15	JR
3.	13 Marcia Miles	1983-84	SO
	13 Tia Presley	2013-14	JR
5.	12 Marcia Miles	1984-85	JR
6.	16 Lia Galdeira	2013-14	SO
7.	11 Jonni Gray	1988-89	SR
8.	10 Marcia Miles	1985-86	SR
	10 Tricia Lamb	1998-99	SO
10.	9 Jeanne Eggart	1981-82	SR
	9 Angie Miller	1989-90	JR
	9 Camille Thompson	1993-94	SR
	9 Tia Presley	2014-15	SR
	9 Borislava Hristova	2015-16	FR

**Freshman Record**

9	Borislava Hristova	2015-16
---	--------------------	---------

**Sophomore Record**

13	Marcia Miles	1983-84
----	--------------	---------

**Junior Record**

18	Lia Galdeira	2014-15
----	--------------	---------

**Senior Record**

19	Jenni Ruff	1995-96
----	------------	---------

**CONSECUTIVE DOUBLE-DOUBLES**

NO.	PLAYER	YEARS	CLASS
1.	6 Brittney Hawks	2001-02	
2.	4 Bianca McCall	2002-03	
3.	3 Angie Miller (Weir)	1988-89	
	3 Kristin Metson	1990-91	
	3 Camille Thompson	1991-92	SO
	3 Camille Thompson	1993-94	SR
	3 Yvonne Kunze	1995-96	
	3 Jenni Ruff	1995-96	
	3 Kate Benz	2004-05	
	3 Kate Benz	2005-06	
	3 Jazmine Perkins	2011-12	SR
13.	2 Jeanne Eggart	1981-82	SR
	2 Cassandra Overby	1982-83	JR
	2 Cassandra Overby	1983-84	SR
	2 Marcia Miles	1985-86	SR
	2 Penny Bowden	1986-87	JR
	2 Kirsten Fulton	1986-87	
	2 Penny Bowden	1987-88	SR
	2 Jonni Gray (Mauch)	1988-89	SR
	2 Angie Miller (Weir)	1988-89	
	2 Kristin Metson	1989-90	
	2 Angie Miller (Weir)	1989-90	
	2 Kristin Metson	1990-91	
	2 Kristin Metson	1990-91	
	2 Kathy Weber	1991-92	
	2 Jenni Ruff	1993-94	
	2 Camille Thompson	1993-94	
	2 Camille Thompson	1993-94	
	2 Yvonne Kunze	1995-96	
	2 Jenni Ruff	1995-96	
	2 Jenni Ruff	1995-96	
	2 Yvonne Kunze	1997-98	
	2 Yvonne Kunze	1997-98	
	2 Alke Dietel	1998-99	
	2 Kelley Berglund	2000-01	SO
	2 Kate Benz	2004-05	
	2 Kate Benz	2004-05	
	2 Emma Joneby	2004-05	
	2 Emma Joneby	2004-05	
	2 Marisa Stotler	2006-07	FR
	2 Jazmine Perkins	2011-12	SR





## Double-Doubles

NAME	OPPONENT	DATE	PTS	REB	AST
Alke Dietel	Stanford	2/24/00	30	10	
Whitney Martindale	vs. Samford	12/29/00	13	10	
Kelley Berglund	at Montana	12/30/00	23	10	
Brittney Hawks	USC	1/4/01	15	12	
Brittney Hawks	at Arizona	1/11/01	10	10	
Kelley Berglund	Washington	2/3/01	12	14	
Yvonne Volkman	Arizona	2/10/01	22	11	
Jessica Ottmar	Stanford	2/22/01	14	10	
Kelley Berglund	California	2/24/01	14	12	
Kelley Berglund	at Washington	3/3/01	16	14	
Brittney Hawks	at UCLA	3/8/01	20	14	
Brittney Hawks	at Hawaii	11/17/01	18	12	
Brittney Hawks	Gonzaga	11/29/01	23	14	
Candace Fields	Montana	12/2/01	12	12	
Brittney Hawks	at Idaho	12/5/01	16	11	
Brittney Hawks	vs. Michigan	12/7/01	11	10	
Brittney Hawks	vs. Indiana	12/9/01	10	10	
Brittney Hawks	Montana State	12/16/01	21	11	
Brittney Hawks	at Washington	12/21/01	18	12	
Brittney Hawks	at Oregon State	12/28/01	13	19	
Brittney Hawks	UCLA	1/6/02	14	14	
Brittney Hawks	Washington	1/25/02	19	12	
Brittney Hawks	at Stanford	2/16/02	16	10	
Brittney Hawks	Oregon State	2/23/02	14	10	
Candace Fields	vs. LSU	11/29/02	10	12	
Bianca McCall	Wyoming	11/22/02	18	19	
Bianca McCall	EWU	12/4/02	13	10	
Bianca McCall	Arizona State	1/11/03	15	14	
Bianca McCall	at Stanford	1/16/03	12	10	
Bianca McCall	at California	1/18/03	24	13	
Bianca McCall	Oregon State	1/23/03	20	11	
Bianca McCall	UCLA	1/30/03	21	10	
Candace Fields	Idaho	2/27/03	13	14	
Bianca McCall	Idaho	2/27/03	21	10	
Bianca McCall	USC	3/7/03	12	11	
Kate Benz	at Washington	1/24/04	15	10	
Kate Benz	at Stanford	1/31/04	14	11	
Kate Benz	UCLA	2/7/04	20	10	
Bianca McCall	Arizona	2/26/04	24	18	
Kate Benz	Boise State	11/19/04	23	11	
Emma Joneby	Boise State	11/19/04	10	10	
Emma Joneby	at Nebraska	11/22/04	10	11	
Kate Benz	EWU	12/18/04	11	12	
Kate Benz	Valparaiso	12/21/04	21	15	
Emma Joneby	UCLA	1/7/05	12	12	
Kate Benz	USC	1/9/05	13	11	
Emma Joneby	USC	1/9/05	25	10	
Kate Benz	at Oregon State	1/13/05	16	14	
Kate Benz	at Oregon	1/15/05	11	10	
Kate Benz	California	1/27/05	16	14	
Kate Benz	Stanford	1/29/05	10	15	
Emma Joneby	at Washington	2/19/05	12	10	
Kate Benz	Saint Mary's	11/20/05	11	12	
Kate Benz	vs. Idaho State	11/26/05	12	21	
Kate Benz	at Arizona	12/29/05	11	11	
Keisha Moore	at Arizona	12/29/05	11	10	
Kate Benz	Arizona	1/28/06	13	10	
Keisha Moore	Arizona	1/28/06	28	12	
Keisha Moore	at UCLA	2/9/06	17	11	
Kate Benz	Oregon State	2/16/06	13	10	
Kate Benz	Oregon	2/18/06	17	12	
Kate Benz	at California	2/23/06	15	11	
Marisa Stotler	at Portland	11/22/06	13	11	
Marisa Stotler	at Santa Clara	11/25/06	25	10	
Marisa Stotler	EWU	12/2/06	24	14	
Katie Appleton	at San Jose State	12/5/06	18	11	
Kate Benz	Northwestern State	12/17/06	10	16	
Kate Benz	Oregon State	2/24/07	12	14	
Ebonee Coates	Oregon State	2/15/08	18	11	
Heather Molzen	Oregon State	2/15/08	10	10	
Ebonee Coates	Stanford	3/2/08	14	11	
Heather Molzen	Long Beach State	12/5/08	14	11	
Heather Molzen	Kansas State	12/28/08	13	11	
Jazmine Perkins	Arizona	1/31/09	17	10	
Katie Madison	Saint Mary's	12/3/09	13	15	
Jazmine Perkins	Saint Mary's	12/3/09	19	10	
Jazmine Perkins	Oregon	3/5/10	19	10	
Katie Madison	Oregon State	3/7/10	13	11	
Jazmine Perkins	vs. USC	3/9/11	17	11	
Jazmine Perkins	at Ohio State	12/22/11	11	15	
Jazmine Perkins	at Oregon	12/29/11	15	12	
Jazmine Perkins	at Oregon State	12/31/11	11	15	
Jazmine Perkins	Arizona	1/28/12	13	12	
Jazmine Perkins	at USC	2/2/12	17	10	
Sage Romberg	Oregon State	2/9/12	11	11	
Jazmine Perkins	Oregon	2/11/12	10	11	
Lia Galdeira	Monmouth	11/16/12	11	13	
Tia Presley	at UC Riverside	11/28/12	22	10	
Lia Galdeira	at Washington	1/15/13	14	12	
Tia Presley	UC Riverside	12/19/13	24	11	
Shalie Dheensaw	Washington	1/7/14	11	14	
Shalie Dheensaw	at Washington	1/11/14	20	13	
Shalie Dheensaw	at USC	1/31/14	11	11	
Sage Romberg	at Colorado	2/16/14	14	12	
Shalie Dheensaw	at California	2/27/14	14	15	
Tia Presley	at California	2/27/14	15	11	
Shalie Dheensaw	vs. Oregon	3/6/14	15	11	
Shalie Dheensaw	Nebraska	11/19/14	19	11	
Mariah Cooks	California	1/9/15	13	14	
Shalie Dheensaw	at Oregon State	1/16/14	14	10	
Lia Galdeira	at Utah	2/15/15	23	10	
Lia Galdeira	USC	2/18/15	11	12	
Mariah Cooks	USC	2/28/15	13	18	
Mariah Cooks	Eastern Wash.	3/18/15	15	10	
Mariah Cooks	at Colorado	1/4/16	11	12	
Louise Brown	USC	1/15/16	10	13	
Alexys Swedlund	Loyola Marymount	11/11/16	14	12	
Caila Hailey	Saint Mary's	11/13/16	11	11	
Louise Brown	Oklahoma State	11/20/16	11	16	
Ivana Kmetovska	UCLA	1/6/17	12	11	
Nike McClure	Colorado	2/25/17	12	12blk	
Caila Hailey	Iowa	3/26/17	10	11	
Pinelopi Pavlopoulou	Iowa	3/26/17	13	11	

305 Total Double-Doubles by 65 Individuals

2 Total Triple-Doubles by One Individual



**NORPAC CONFERENCE****ALL-CONFERENCE****First Team**

1986 Marcia Miles  
1985 Marcia Miles

**Second Team**

1984 Marcia Miles

**Honorable Mention**

1985 Linda Wulff

**ALL-FRESHMAN TEAM**

1986 Jonni Mauch (Gray)

**NORTHWEST WOMEN'S BASKETBALL LEAGUE****ALL-NWBL****First Team**

1982 Jeanne Eggart  
1981 Jeanne Eggart  
1979 Jeanne Eggart  
1978 Jeanne Eggart

**Second Team**

1979 Laurie Turner

**Honorable Mention**

1982 Cassandra Overby  
1979 Janet Kusler

**KODAK & WBCA ALL-AMERICA DISTRICT 8**

1996 Jenni Ruff

**KODAK & ASSOCIATED PRESS ALL-AMERICA**

1996 Jenni Ruff (HM)

**CANADIAN NATIONAL TEAM**

1993 Camille Thompson

**WADE TROPHY FINALIST**

1982 Jeanne Eggart

**SOCRATES AWARD FINALIST**

2000 Katie Nyseth

**STREET AND SMITH ALL-AMERICA**

1982 Jeanne Eggart (HM)

**BASKETBALL NEWS SERVICE ALL-AMERICA**

1985 Marcia Miles (HM)

**KODAK AIAW REGION IX ALL-AMERICA**

1982 Jeanne Eggart  
1981 Jeanne Eggart  
1979 Jeanne Eggart

**NATIONAL SCOUTING ASSOCIATION****AIAW REGION IX ALL-AMERICA**

1979 Jeanne Eggart  
1979 Laurie Turner

**COSIDA ACADEMIC ALL-AMERICA****Honorable Mention**

1982 Jeanne Eggart

**COSIDA DISTRICT VIII UNIVERSITY TEAM**

2007 Kate Benz (First Team)  
2005 Kate Benz (First Team)  
2005 Adriane Ferguson (Second Team)  
2004 Lindsey Egeland (Second Team)  
2001 Katie Nyseth (First Team)  
2001 Victoria Harrod (First Team)  
1992 Darla Williamson  
1982 Jeanne Eggart

**COACH OF THE YEAR**

1990-91 Harold Rhodes

**ALL-CONFERENCE**

1987-88 Jonni Gray  
1988-89 Jonni Gray  
1989-90 Angie Weir (Miller)  
1995-96 Jenni Ruff  
1996-97 Jade Hyett  
1998-99 Tricia Lamb  
2013-14 Lia Galdeira  
Tia Presley  
2014-15 Lia Galdeira  
2015-16 Borislava Hristova

**Honorable Mention**

1994-95 Kireen Ellis  
Susie Jarosch  
1997-98 Alke Dietel  
Yvonne Kunze  
1999-2000 Alke Dietel  
Yvonne Volkman  
Katie Nyseth  
2000-01 Katie Nyseth  
2001-02 Brittney Hawks  
2002-03 Bianca McCall  
2003-04 Bianca McCall  
2004-05 Kate Benz  
2005-06 Kate Benz  
2007-08 Katie Appleton  
2008-09 April Cook  
Jazmine Perkins  
2009-10 April Cook  
2010-11 Jazmine Perkins  
Sage Romberg  
2011-12 Jazmine Perkins  
2012-13 Lia Galdeira  
Tia Presley  
2014-15 Tia Presley

**FRESHMAN OF THE YEAR**

1997-98 Alke Dietel

**ALL-FRESHMAN TEAM**

1987-88 Angie Weir (Miller)  
1988-89 Kristal Stahl  
1995-96 Jade Hyett  
1996-97 Joanna Smith  
1997-98 Alke Dietel  
2008-09 Jazmine Perkins  
2009-10 Kiki Moore  
2010-11 Sage Romberg  
2012-13 Lia Galdeira  
2015-16 Borislava Hristova  
2016-17 Chanelle Molina

**Honorable Mention**

1997-98 Tricia Lamb  
1999-2000 Kelley Berglund  
2001-02 Francine McCurtain  
2003-04 Kate Benz  
2005-06 Amanda DuRocher  
2006-07 Marisa Stotler  
2007-08 Kezia Kelly  
2008-09 April Cook  
2010-11 Ireti Amojó

**ALL-DEFENSIVE TEAM**

2008-09 Jazmine Perkins  
2014-15 Lia Galdeira

**Honorable Mention**

2009-10 Kiki Moore  
2011-12 Carly Noyes  
Jazmine Perkins

2012-13 Lia Galdeira  
2013-14 Lia Galdeira  
2015-16 Caila Hailey  
2016-17 Caila Hailey

**ALL-ACADEMIC****First Team**

1991 Darla Williamson  
1992 Darla Williamson  
1995 Susie Jarosch  
2000 Victoria Harrod / Katie Nyseth  
2001 Victoria Harrod / Katie Nyseth  
2002 Jessica Collins  
2003 Lindsey Egeland  
2004 Lindsey Egeland  
2005 Kate Benz  
2006 Kate Benz  
2007 Kate Benz  
2012 Rosie Tarnowski  
2017 Pinelopi Pavlopoulou

**Second Team**

1991 Kristin Metson  
1993 Susie Jarosch / Lori Lollis  
1994 Susie Jarosch  
1995 Kelli Kronberger  
1999 Victoria Harrod / Katie Nyseth  
2000 Alke Dietel  
2001 Jessica Collins  
2002 Lindsey Egeland  
2005 Emma Joneby  
2006 Adriane Ferguson  
2009 Katie Appleton / Kezia Kelly  
2011 Rosie Tarnowski  
2013 Katie Grad / Carly Noyes

**Honorable Mention**

1988 Juli Reynvaa / Dyann Roger  
1989 Dawn Allinger  
1990 Dawn Allinger / Kristin Metson /  
Darla Williamson  
1991 Dawn Allinger / Angie Peterson  
1992 Angie Peterson / Erika Wheeler  
1993 Angie Peterson / Erika Wheeler  
1994 Kellie Kronberger  
1998 Joanna Smith  
1999 Alke Dietel  
2000 Jessica Collins  
2001 Jessica Ottmar  
2002 Jessica Ottmar  
2003 Emma Joneby / Holly Harris  
2004 Emma Joneby  
2005 Adriane Ferguson  
2006 Brynn Bemis / Dani Montgomery /  
Nikki Stratton  
2007 Katie Appleton / Amanda DuRocher /  
Adriane Ferguson / Dani Montgomery  
2008 Katie Appleton  
2009 Katie Calderwood  
2010 Katie Calderwood / Katie Grad /  
Lexie Pettersen / Rosie Tarnowski  
2011 Lexie Pettersen / Katie Grad /  
Carly Noyes / Ireti Amojó  
2012 Ireti Amojó / Katie Grad /  
Carly Noyes / Sage Romberg  
2013 Ireti Amojó  
2014 Mariah Cooks / Sage Romberg  
2015 Mariah Cooks  
2016 Bianca Blaruu / Louise Brown /  
Mariah Cooks / Pinelopi Pavlopoulou  
2017 Alexys Swedlund / Maria Kostourkova

<b>A</b>		<b>E</b>		<b>K</b>	
ADZASU, Rosetta	2011-12	EDMONDSON, Taylor	2013-16	KAYS, Linda	1975-78
ALLINGER, Dawn	1988-91	EGELAND, Lindsey	2001-04	KEITH, Adrienne	1995-96
AMOJO, Ireti	2010-13	EGGART, Jeanne	1978-79, 1981-82	KELLY, Kezia	2008-09
APPLETON, Katie	2006-09	ELDRIDGE, Alison	2000	KELLEY, Jordan	2012
AWA, Dawnielle	2013-16	ELLIOT, Theresa	1979-80	KERNS, Jen	1996, 1998-2000
<b>B</b>		ELLIS, Kireen	1994-95	<b>KMETOVSKA, Ivana</b>	<b>2014-2017</b>
BABIN, Jackie	1971	ERICKSON, Kristin	1994-97	<b>KOSTOURKOVA, Maria</b>	<b>2016-PRESENT</b>
BARRETT, Sarah	2001, 03	ESCHBACH, Lisa	1979	KRONBERGER, Kelli	1993-96
BEMIS, Brynn	2005-06, 2008	EVANS, Doreen	1995-98	KUNZE, Yvonne	1995-98
BENTON, Janel	1992	<b>F</b>		KUSLER, Janet	1976-79
BENZ, Kate	2004-07	FERGUSON, Adriane	2004-07	<b>L</b>	
BERGLUND, Kelley	2000-01	<b>FERNANDEZ, Cameron</b>	<b>2017-PRESENT</b>	LAMB, Tricia	1998-99
BETTERIDGE, Colleen	2007	FEY, Sharna	1985-87	LARSEN, Kim	1982-83
BLANARU, Bianca	2015-16	FIELDS, Candace	2001-04	LEHNEN, Martha	1978-79
BLUE, Crystal	2005-06	FROST, Margaret	1971	LeNOIR, Danielle	2009-10
BOS, Tammi	1977	FRUECHTE, Ann	1971-74	LOLLIS, Lori	1992-93
BOWDEN, Penny	1987-88	FULTON, Kirsten	1984-87	LONG, Lynne	1988-89
BRAGG, Szudia	2001	<b>G</b>		LOUKES, Andrea	1990-91, 1993
BREWER, Debbie	1973	GALDEIRA, Lia	2013-15	LOVELL, Debbie	1978-79
BROADEN, Pat	1986	GARRISON, Val	1976	LUDWICKI, Jennifer	1997
BROOKS, Devin	2011	GEE, Nancy	1984	<b>M</b>	
BROWN, Charnez	1988-90	GONZALEZ, Cathy	1986-87	MADISON, Katie	2010-11
BROWN, Karen	1979-81, 1983	GRAD, Katie	2010-13	MARIANI, Cheryl	1983-84
<b>BROWN, Louise</b>	<b>2015-PRESENT</b>	GRAY, Jennifer	1972-75	MARTINDALE, Whitney	2001-02
BROWN, Pam	1976-77	GRAY (Mauch), Jonni	1986-89	McCARTHY, Jody	1980
BYRNES, Diane	1972-73	GRAY, Katie	1974-77	McCLENNEY, Marda	1971-74
<b>C</b>		GREEN, Denise	1979-81	<b>McCLURE, Nike</b>	<b>2016-PRESENT</b>
CALDERWOOD, Katie	2008-11	GREGORY, Christy	1971-73	McCORMICK, Jordan	2005
CARTER, Claudett	1980	GRONEWOLLER, Dawn	1993-94	<b>McKENZIE, Krystle</b>	<b>2016-PRESENT</b>
CASTLE, Niki	1998-99	GUENTHER, Janet	1971-72	McNEELY, Cathy	1997-2000
CLEGG, Lynda	1987-88	<b>H</b>		METSON, Kristin	1988-91
CLEVENGER, Jami	2002-04	HACKETT, Lisa	1982-83	MILES, Marcia	1983-86
COATES, Ebonee	2006-09	<b>HAILEY, Caila</b>	<b>2015-PRESENT</b>	MILLER, Angie	1988-91
COFFIN, Dee	1975-76	HARRIS, Holly	2003	MOHR, Nikki	1984-85
COLLINS, Jessica	1998-2002	HARROD, Victoria	1998-2001	<b>MOLINA, Chanelle</b>	<b>2017-PRESENT</b>
CONE, Alison	1973-75	HAWKS, Brittney	2001-02	MOLZEN, Heather	2006-09
CONSTABEL, Annette	1986-88	HOLM, Judy	1981	MONTGOMERY, Dani	2005-07
COOK, April	2009-12	HOUSER, Gail	1977-80	MOORE, Keisha	2005-06
COOKS, Mariah	2013-16	HOWE, Judy	1971-73	MOORE, Kiki	2010
COSTELLO, Eileen	1973-74	<b>HRISTOVA, Borislava</b>	<b>2016-PRESENT</b>	MOSES, Fran	1980
<b>D</b>		HUNTSINGER, Diane	1974-75	MULICA, Cynthia	1978
DANIELSON, Mary	1976-79	HYETT, Jade	1996-97	<b>MUZET, Johanna</b>	<b>2017-PRESENT</b>
De ANDA, Romie	1999-2000	<b>I</b>		<b>N</b>	
DELGADILLO, Monica	1981-82	IOPPINI, Michele	1974-76	NICHOLS, Jane	1974-75
DePUAL, Jeanne	1982	<b>J</b>		NORMAN, Heather	1989-92
DHEENSAW, Shalie	2012-15	JAROSCH, Susie	1991, 1993-95	NOYES, Carly	2010-13
DICKERSON, Salena	2008-09	JENNINGS, Melanie	1975-78	NYSETH, Katie	1998-2001
DIETEL, Alke	1998-2000	JONEBY, Emma	2002-05	<b>O</b>	
DUGAN, Kim	2001, 03-04	JONES, Charmaine	2003-06	OESTREICHER, Jessica	2009
DUNSTON, Linda	1972	JORDAN, Rebecca	2001	OTTMAR, Jessica	2000-03
DURKEE, Lynn	1981	<b>K</b>		OVERBY, Cassandra	1981-84
DUROCHER, Amanda	2006-07	<b>L</b>			



P

PARKS, Gayle	1971
PATTERSON, Shelley	1981-83
<b>PAVLOPOULOU, Pinelopi</b>	<b>2015-PRESENT</b>
PAYNE, Lyndell	1984
PERKINS, Jazmine	2009-12
PERRY, Jessica	2002-05
PETERSON, Angie	1991-93
PETTERSEN, Lexie	2009-11
PIERSON, Shauna	1976-77
PIROZOK, Kim	1977
PLANKEY, Lisa	1982-83
POTTER, Hana	2011-14
PRESLEY, Tia	2012-15
PRICE, Alexa	2007-08

Q

QUINTON, Sheri	1998-99
----------------	---------

R

REDBURN, Laura	1978
REEVE, Kathleen	1990
RESER, Debbie	1981
REYNVAAN, Juli	1985-88
RIENER, Carrie	1980-82
ROGERS, Dyann	1987-88
ROMBERG, Sage	2011-14
ROSS, Garisha	1997
ROUPP, Jamie	2007
ROUSE, Sue	1975
RUBIO, Alicia	1997-98
RUFF, Jenni	1993-96

S

SANEHOLTZ, Amy	1994-95, 1997
SCALES, Ariana	2005
SCHULTZ, Cindy	1979
SHIRED, Sabrina	2006-08
SINGER, Stephanie	2004-05
SMITH, Joanna	1997-98, 2000-01
SMITH, JoBe	1980, 1982-83
SMITH, Sue	1976-78
SPOELSTRA, Judy	1979-80
STAHL, Kristal	1989-91
STEELE, Robin	1984-87
STOTLER, Marisa	2007
STINSON, Jennifer	1999
STRATTON, Nikki	2004-06
<b>SWEDLUND, Alexys</b>	<b>2016-PRESENT</b>

T

TARNOWSKI, Rosie	2009-12
TATE, Nancy	1983
THOMAS, Brandi	2011-14
THOMPSON, Camille	1991-94
THORNE, Katy	1981
TIBBS, Wendy	1984
TINJUM, Whitney	2013
TRENT, Lori	1977
TURNER, Laurie	1976-79

V

VAN HOVEN, Barbara	1971
VOLKMAN, Yvonne	1998-2001

W

WALTENBURG, Amy	2010
WASHAM, JoAnn	1971-72
<b>WASHINGTON, Kayla</b>	<b>2017-PRESENT</b>
WEBER, Kathy	1991-92
WELLSANDT, Darci	1990-93
WHALEY, Nikki	1995-96
WHEELER, Erika	1992-93
WIGHT, Julie	1995-96
WILDER, Laura	1996-97
WILLIAMS, Georgia	1985
WILLIAMS, Jasmine	2008
WILLIAMS, Kay	1972-74
WILLIAMSON, Alexas	2013-16
WILLIAMSON, Darla	1989-92
WULFF, Linda	1982-85

Z

ZACHMAN, Jan	1977-80
ZAPEL (Bertus), Holly	1982-85

**\*BOLD DENOTES CURRENT PLAYER**

## DOROTHEA COLEMAN (1990)



During her tenure at Washington State University from 1948 until her retirement in 1975, Dorothea Coleman was one of the most respected advocates for girls' and women's sports in the nation. The West Virginia native grew up in Illinois, graduated from the University of Iowa in 1941 and later earned a Master's from the University of Oregon and a doctorate from Southern Cal. She was, throughout her career, an advocate of expanded opportunities in sports for women. This posture came long before the more modern Title IX emphasis. She was active in the Northwest College Women's Sports Association, founded in the 1960s, an organization that provided sports competition for women on a regional basis before any comparable organization existed. Coleman was an early leader in rule changes regarding women's sports and was also very active in many non-sports related organizations at WSU, including the University Senate and Academic Standards committee. From her arrival at WSU until 1962 she was the only coach for all women's intercollegiate team sports. Her field hockey, volleyball and basketball teams were very successful during those years. With other coaches joining the staff and taking over field hockey and volleyball in 1962, "Dort" continued her success in basketball, finishing off a distinguished coaching career by winning the NCWSA title in 1971. She started her teaching and coaching career in the public school system of Normal, Illinois, in 1930. During World War II, she was the highest ranking WAC in the European theatre. During her four-year military stint, she achieved the rank of Lt. Col. in the WAAC-WAC and spent 22 months in several European, North African and Mediterranean theatres. Now residing in Payson, Arizona, Dorothea Coleman is unable to be with us tonight. Accepting on her behalf is long-time WSU colleague Marilyn Mowatt.

## JEANNE EGGART (1988)



The most prolific scorer in Cougar basketball history, Jeanne Eggart was a standout in both basketball and track during her career at WSU, 1977-82. She scored 1,967 points during her four-year career, more than any Cougar before or since, male or female. The former Walla Walla High All-American set the WSU javelin record as a sophomore and the mark still stands, the oldest record on the books. After pacing WSU in just about every statistical category during her freshman and sophomore basketball seasons, Eggart took a year off from hoops and turned her attention to track in an attempt to make the USA Olympic Team. Her efforts almost paid off when she finished fourth at the 1980 Olympic Trials, missing third place on the team on the last throw of competition. One of WSU's most dominant basketball Athletes of all time, she was an All-Northwest Basketball League pick four times and three times was selected to the Kodak Region IX all-star team. She was an all-academic pick boasting a 3.4 grade point average and was three times named the Inland Empire's Female Athlete of the Year. The former Clarkston High coach is now girls' basketball and track coach at Mead High in Spokane. Married to Mike Helfer.

## JENNIFER GRAY (2011)



A native of Puyallup, Wash., Jennifer Gray earned four varsity letters with Cougars and still stands as one of the greatest rebounders in school history. Her 22 rebounds against Western Washington and Boise State, both in 1975, still stand at the top of the WSU single-game leader chart, as she holds the single-season rebounding records with 294 rebounds and 14.7 rebounds per game during her senior season. She holds the school record with a career mark of 9.6 rebounds per game and ranks 22nd in the WSU career record books with 822 points and eighth with a .480 field goal percentage, which at the time was a school record. She also ranks sixth with a career average of 13.3 points per game, also a school record at the time. During her freshman season, the Cougars went on to compete in the Association of Intercollegiate Athletics for Women (AIAW) Championships, the first national basketball championship held for women. As both a junior and senior, Gray led her Cougar teams to second place in the NCWSA, notching a 9-2 mark in 1973-74 and a 10-4 league mark in 1974-75.

## KATIE GRAY (2011)



One of Washington State's best all-around athletes of the 1970s, Katie Gray earned four letters in basketball, excelled in track as a jumper and played volleyball and tennis. Gray finished her career with 207 steals, then the second-best mark in school history, while it now ranks tied for fifth. She scored 587 points, averaging 7.6 per game, while grabbing 2.7 steals per game over her four-year career with the women's basketball team. As a senior in 1976-77, Gray averaged 9.3 points per game, shooting at a .594 clip (92-for-238). That season she grabbed 86 steals, eighth-best in a single-season by a Cougar. As a senior, she scored in double-figures 10 times, including a career best 21 points against Alaska-Fairbanks. In her first two seasons, the Cougars were a combined 25-10 and placed second in the NCWSA in each of the respective years.





## CASSANDRA OVERBY (2015)



Cassandra Overby was a four-year letterwinning forward that brought a unique combination of size and agility along with a soft touch around the basket that hadn't been seen at Washington State. Former Cougar head coach Sue Durrant said of Overby prior to her freshman season, "Cassandra is just beginning to tap the talent she has. She has one of the finest shooting touches of any player we have had at Washington State." Durrant was spot on as Overby, playing from 1980-84, proved to be one of the best scorers and rebounders in Cougar basketball history. The Inglewood, Calif. native burst on to the scene as a freshman, as she earned All-Northwest Women's Basketball League honorable mention. Overby reached new heights her final two seasons, pacing the team in scoring and rebounds as a junior before nearly averaging a double-double as a senior, earning an AIAW Kodak All-America nomination. Overby finished her Cougar career as the program's all-time leading rebounder, third in blocks, tied for third in double-doubles and was the second player in school history to surpass 1000-career points, finishing with 1,158.

## JENNI RUFF (2012)



Jenni Ruff earned four varsity letters (1992-96) with the Cougars and finished her career with her name sprinkled throughout the WSU record book. The Mossyrock, Wash. native averaged in double-figures her final three seasons and led the team in scoring her junior and seniors seasons while helping the Cougars post 16 and 17 win campaigns, respectively. Ruff capped her career with arguably the best season in Cougar women's basketball history, posting WSU single-season records of 685 points, nineteen 20-plus scoring efforts including seven 30-plus scoring performances and a 23.6 ppg scoring average while starting all 29 games as a senior. Ruff also set single-season records with 203 made free throws made and set the single-game scoring record with 41 points against California. To go along with scoring, Ruff also led the Cougars in rebounding at 8.8 rpg and added 70 steals and 90 assists and averaged 25.6 ppg in Pac-10 games. Following her senior campaign, Ruff was named Honorable Mention All-America by the Associated Press, All-District VIII by the WBCA and First Team All-Pac-10 Conference. Ruff finished her career second in scoring with 1,526 points, second in free throws made and attempted (400-560), third in scoring average (14.0 ppg), tied for third in assists (381), fifth in rebounding (727) and fifth in career starts (96) while playing 109 games. She is one of two players (Jeanne Eggart) to record over 1,000 points, 600 rebounds and 300 assists.

## LAURIE TURNER (2011)



In Washington State University Hall of Famer Richard Fry's book, *The Crimson and the Gray*, Laurie Turner was nicknamed the "Too Tall Guard" as at 5-11 she rose above her competitors in many ways. Her senior year, 1979, was her finest as she scored 13.7 points and grabbed 6.0 rebounds, while recording 57 assists and 57 steals. That same season she scored a then-WSU record 29 points against Seattle University and later was named to the All-Northwest Basketball League second team and to the National Scouting Association AIAW Region IX All-America team. After her playing career was over at WSU, she and Harold Rhodes (later a WSU head coach) were assistants to head coach Sue Durrant before Turner was named head coach at Eastern Oregon State College. At Eastern Oregon Turner added head volleyball coaching duties and later became the athletic director, the start of her career in athletic administration. In 1986 she was named the head basketball coach at the University of Idaho and currently serves as the athletic director at Pacific Lutheran University.

## JOANN WASHAM (1982)



JoAnn Washam is the first Washington State University student to have participated in national championships in two sports as a Cougar. She played in the collegiate golf championship in 1971, and in 1972 was a member of the Cougar women's team in the AIAW basketball nationals. Since then, she has been one of the leading money-winners on the Ladies' Professional Golf Association tour, finishing ninth in the final standings in 1980 with winnings of \$107,063 and recording an outstanding 73.01 scoring average for 28 tour events. JoAnn began her golfing at the age of 8 and won her hometown club championship in Auburn at the age of 13.