

Championnats du Monde 1970 Ljubljana

<i>Classement individuel</i>		Ex. impos.	à volonté	Total
1. Kenmotsu, Eizo	Japon	57.00	58.05	115.05
2. Tsukahara, Mitsuo	Japon	56.65	57.20	113.85
3. Nakayama, Akinori	Japon	56.05	57.75	113.80
4. Voronine, Mikhail	URS	56.40	57.35	113.75
5. Klímenko, Viktor	URS	55.90	57.70	113.60
6. Honma, Fumio	Japon	56.65	56.80	113.45
7. Hayata, Takuji	Japon	56.20	56.70	112.90
8. Kato, Takeshi	Japon	56.10	56.75	112.85
9. Cerar, Miroslav	Yougoslavie	55.90	56.60	112.50
10. Diamidov, Serguei	URS	55.75	56.70	112.45
11. Brehme, Mathias	R.D. Allemande	55.80	56.30	112.10
12. Sakamoto, Makoto	Etats-Unis	55.70	55.95	111.65
Lisitzki, Viktor	URS	55.20	56.45	111.65
14. Köste, Klaus	R.D. Allemande	55.40	56.00	111.40
15. Kubica, Nikolaj	Pologne	55.15	56.10	111.25
16. Thüne, Wolfgang	R.D. Allemande	55.15	55.80	110.95
Kubica, Wilhelm	Pologne	54.85	56.10	110.95
18. Bogdanov, Georgi	URS	54.75	55.55	110.30
Kersnic, Milenko	Yougoslavie	54.70	55.60	110.30
20. Brodnik, Janez	Yougoslavie	54.55	55.55	110.10
21. Dietrich, Gerhard	R.D. Allemande	54.75	55.05	109.80
22. Hürzeler, Roland	Suisse	54.20	55.20	109.40
Kubica, Sylwester	Pologne	54.05	55.35	109.40
Vratič, Miloslav	Yougoslavie	54.45	54.95	109.40
25. Netušil, Miloslav	Tchécoslovaquie	53.85	54.85	108.70
26. Rohner, Peter	Suisse	53.55	55.10	108.65
27. Karassev, Valentin	URS	52.75	55.75	108.50
28. Mihaiuc, Petre	Roumanie	53.30	55.15	108.45
29. Ettlín, Hans	Suisse	53.65	54.30	107.95
Kunze Peter	R.D. Allemande	53.70	54.25	107.95

References

1. J. H. Davenport, *Diophantine Equations*, Cambridge University Press, Cambridge, 1939.
2. J. H. Davenport, *Diophantine Equations in the Theory of Algebraic Numbers*, Cambridge University Press, Cambridge, 1970.
3. J. H. Davenport, *Diophantine Equations in the Theory of Algebraic Numbers*, Cambridge University Press, Cambridge, 1970.
4. J. H. Davenport, *Diophantine Equations in the Theory of Algebraic Numbers*, Cambridge University Press, Cambridge, 1970.
5. J. H. Davenport, *Diophantine Equations in the Theory of Algebraic Numbers*, Cambridge University Press, Cambridge, 1970.

Championnats du Monde 1970 Ljubljana

		Ex. impos.	à volonté	Total	
31.	Nissinen, Mauno	Finlande	53.00	54.70	107.70
	Schiller, Bernd	R.D. Allemande . . .	53.65	54.05	107.70
33.	Reizenthaler, Miroslav	Tchécoslovaquie . .	53.10	54.55	107.65
	Allen, Kanati	Etats-Unis	53.50	54.15	107.65
35.	Szajna, Andrzej	Pologne	54.30	53.15	107.45
	Gheorghiu, Miroslav	Roumanie	53.25	54.20	107.45
37.	Carminucci, Giovanni	Italie	52.45	54.90	107.35
38.	Guiffroy, Christian	France	53.15	53.85	107.00
39.	Brühwiler, Max	Suisse	52.25	54.55	106.80
	Küssel, Avgust	Yougoslavie	52.45	54.35	106.80
41.	Paunescu, Gheorghe	Roumanie	52.30	54.35	106.65
42.	Achim, Nicolae	Roumanie	52.60	53.95	106.55
43.	Greutmann, Edwin	Suisse	53.00	53.45	106.45
44.	Jaschek, Willy	Allemagne R.F. . . .	52.30	54.10	106.40
45.	Molnar, Imre	Hongrie	52.00	54.30	106.30
	Tepasse, Helmuth	Allemagne R.F. . . .	51.85	54.45	106.30
	Häussler, Heinz	Allemagne R.F. . . .	52.80	53.50	106.30
48.	Deuza, Christian	France	53.00	53.25	106.25
49.	Nehasil, Vladislav	Tchécoslovaquie . .	51.85	54.20	106.05
50.	Höpfner, Hermann	Allemagne R.F. . . .	52.20	53.75	105.95
51.	Morava, Ladislav	Tchécoslovaquie . .	52.40	53.25	105.65
52.	Greu, Dan	Roumanie	51.60	53.95	105.55
53.	Kisteleki, Anton	Hongrie	51.30	54.20	105.50
54.	Zoev, Stefan	Bulgarie	51.95	53.50	105.45
55.	Kovacs, Gyula	Hongrie	51.90	53.45	105.35
56.	Mudrik, Bohumi	Tchécoslovaquie . .	50.90	54.40	105.30
57.	Strzalka, Mieczyslaw	Pologne	52.70	52.55	105.25
58.	Avener, Marshall	Etats-Unis	51.40	53.80	105.20
59.	Simmons, Brent	Etats-Unis	51.40	53.75	105.15
60.	Greenfield, George	Etats-Unis	51.10	53.90	105.00
61.	Kruza, Jerzy	Pologne	50.75	54.20	104.95
	Farjat, Bernard	France	51.55	53.40	104.95
63.	Skoumal, Vaclac	Tchécoslovaquie . .	51.55	53.25	104.80
64.	Hristov, Raytcho	Bulgarie	50.05	54.60	104.65
65.	Kondev, Ivan	Bulgarie	51.80	52.75	104.55
66.	Tohaneanu, Gheorghe	Roumanie	51.50	52.80	104.30
67.	Gabrovski, Roumen	Bulgarie	51.40	52.75	104.15
68.	Karttunen, Markku	Finlande	50.40	53.40	103.80
69.	Kiss, Istvan	Hongrie	50.75	53.00	103.75
70.	Bordan, Dezsoe	Hongrie	50.05	53.50	103.55
71.	Molnar, Istvan	Hongrie	51.10	52.15	103.25
	Cheales, Barry	Australie	49.60	53.65	103.25
73.	Miens, Jean-Pierre	France	50.80	52.35	103.15

1. The first step is to identify the problem or goal. This involves understanding the current situation and what you want to achieve.

2. Next, you need to gather information and resources. This could involve research, consulting experts, or identifying the tools and materials you need.

3. Once you have the information, you can develop a plan. This should outline the steps you will take to solve the problem or reach your goal.

4. Finally, you need to execute the plan. This involves putting your plan into action and monitoring progress along the way.

Championnats du Monde 1970 Ljubljana

		Ex. impos.	à volonté	Total
74. Nielsen, Hans	Danemark	49.80	53.15	102.95
75. Hess, Erich	Allemagne R.F.	50.50	52.35	102.85
76. Sostaric, Drago	Yougoslavie	50.00	52.70	102.70
77. Gines, José	Espagne	50.00	52.40	102.40
78. Heinonen, Kari	Finlande	50.10	52.15	102.25
79. Torres, Luis	Espagne	49.95	52.25	102.20
80. Lindner, Thomas	Etats-Unis	49.70	52.45	102.15
Nicolov, Nikolaj	Bulgarie	50.15	52.00	102.15
Simard, André	Canada	50.25	51.90	102.15
83. Sappinen, Heiko	Finlande	49.65	52.35	102.00
84. Ugarte, Cecilio	Espagne	50.25	51.55	101.80
85. Wild, Stan	Grande-Bretagne	48.35	53.35	101.70
86. Lie, Tore	Norvège	50.75	50.80	101.55
87. Laine, Lasse	Finlande	48.80	52.55	101.35
Palotti, Roberto	Italie	49.35	52.00	101.35
89. Santoro, Aquilino	Italie	49.55	51.70	101.25
90. Llorens, Albert	Espagne	49.50	51.65	101.15
91. Norgrove, William	Grande-Bretagne	49.55	51.45	101.00
Benediktson, Ole	Danemark	49.00	52.00	101.00
93. Ruiz, Juan	Espagne	49.05	51.70	100.75
94. Coppa, Luigi	Italie	48.30	52.40	100.70
Rodriguez, Jorge	Cuba	47.55	53.15	100.70
96. Smulders, Corrie	Pays-Bas	49.15	51.45	100.60
Leder, Dani	Israël	48.90	51.70	100.60
98. Guelzec, Georges	France	48.70	51.80	100.50
99. Gullberg, Ake	Suède	49.10	51.35	100.45
100. Ingvaldsen, Thor	Norvège	49.20	51.15	100.35
101. Montesi, Maurizio	Italie	47.80	52.40	100.20
102. Lisko, Antero	Finlande	48.30	51.85	100.15
103. Mitruk, Steve	Canada	48.60	51.20	99.80
104. Balducci, Sergio	Italie	48.20	51.45	99.65
105. Todorov, Gueorgui	Bulgarie	48.80	50.80	99.60
106. Gjerstad, Trygve	Norvège	47.85	51.50	99.35
107. Carballo, Jesu	Espagne	48.20	51.10	99.30
108. Jones, Leigh	Grande-Bretagne	47.75	51.50	99.25
109. Gless, Pierre	France	49.70	49.45	99.15
Hayhurst, Brian	Grande-Bretagne	48.95	50.20	99.15
111. Pillich, André	Nouvelle-Zélande	47.40	51.70	99.10
112. Ramirez, Luis	Cuba	46.05	52.65	98.70
113. Loufi, Dov	Israël	48.75	49.45	98.20
114. Pedersen, Truls	Norvège	47.25	50.70	97.95
115. Clarke, Ian	Australie	48.30	49.15	97.45
116. Garcia, Miguel	Cuba	45.85	51.45	97.30

Championnats du Monde 1970 Ljubljana

		Ex. impos.	à volonté	Total	
116	Svenson, Tommy	Suède	46.90	50.40	97.30
118.	Lloyd, Peter	Australie	47.90	49.35	97.25
119.	Eckbo, Pael	Norvège	46.10	51.10	97.20
120.	Pedersen, Eddy	Norvège	46.55	50.45	97.00
	Mackie, Bill	Canada	47.75	49.25	97.00
122.	Cuervo, Jorge	Cuba	44.00	52.80	96.80
123.	Karregat, Peter	Pays-Bas	47.40	49.05	96.45
124.	Vistan, Gunnar	Suède	47.40	49.00	96.40
125.	Reithmeier, Dieter	Autriche	45.75	50.20	95.95
126.	Rushforth, Graham	Grande-Bretagne . .	44.70	50.90	95.60
127.	Gunnemann, Hans	Pays-Bas	46.05	49.20	95.25
	Booth, Michael	Grande-Bretagne . .	44.10	51.15	95.25
129.	Boisclair, Yvon	Canada	45.80	49.35	95.15
130.	Hunter, Ron	Canada	45.35	49.25	94.60
131.	Sagre, Emilio	Cuba	43.20	50.35	93.55
132.	Theuer, Franz	Autriche	45.50	47.90	93.40
133.	Jenson, Sydney	Canada	47.95	43.80	91.75
134.	Bernard, Johnny	Luxembourg	41.40	49.15	90.55
135.	Rodriguez, Ricardo	Cuba	39.45	51.05	90.50
136.	Wichnia, Yacob	Israël	43.45	45.90	89.35
137.	Ulacec, Heinrich	Autriche	41.95	47.30	89.25
138.	Barlov, Arie	Israël	43.15	45.70	88.85
139.	Mössinger, Walter	Allemagne R.F. . . .	43.45	44.85	88.30
140.	Geiblinger, Helmut	Autriche	42.00	45.30	87.30
141.	Jawad, Askar	Kuwait	42.95	43.35	86.30
142.	Ben-Ari, Shmue	Israël	42.65	43.60	86.25
143.	Lauschmann, Peter	Autriche	44.00	42.00	86.00
144.	Proupchtein, Itzhak	Israël	40.30	45.40	85.70
145.	Abdelhamed, Kharabit	Kuwait	38.45	45.65	84.10
146.	Schmitt, Günther	Autriche	39.90	41.60	81.50
147.	Singh, Manjit	Inde	32.20	39.70	71.90
148.	Stefanetti, Ady	Luxembourg	39.10	32.60	71.70
149.	Singh, Daljit	Inde	30.25	38.80	69.05
150.	Demiraslan, Mehmet	Turquie	26.55	38.90	65.45
151.	Müller, Paul	Suisse	53.90	9.10	63.00
152.	Gueven, Memduh	Turquie	17.85	29.60	47.45
153.	Tunca, Aykut	Turquie	19.45	27.25	46.70
154.	Peters, Ferna	Belgique	6.05		6.05

1. The first step is to identify the problem or goal. This involves understanding the current situation and what you want to achieve. For example, if you're a business owner, you might want to increase sales or improve customer service.

2. Next, you need to gather information. This could involve researching the market, talking to customers, or looking at industry trends. The more data you have, the better you'll be able to understand the problem and find a solution.

3. Once you have the information, you can start to brainstorm ideas. This is a creative process where you think of different ways to solve the problem. It's important to think outside the box and consider all possibilities.

4. After you have some ideas, you need to evaluate them. This means looking at the pros and cons of each idea and deciding which one is the best. You should also consider how much time and money you'll need to implement the idea.

5. Finally, you need to implement the solution. This involves putting your plan into action and making sure you have everything you need to succeed. It's important to stay focused and motivated throughout the process.

Championnats du Monde 1970 Ljubljana

Barre fixe		Pts.	Reserve pts.	Total
1. Kenmotsu, Eizo	Japon	9.800	9.675	19.475
2. Nakayama, Akinori	Japon	9.700	9.675	19.375
3. Hayata, Takuji	Japon	9.700	9.650	19.350
Köste, Klaus	R.D. Allemande . . .	9.700	9.650	19.350
5. Voronin, Michail	URS	9.600	9.675	19.275
6. Honma, Fumio	Japon	9.600	9.650	19.250

Fig. 1. CDF

Fig. 1. CDF

Fig. 1. CDF

Fig. 1. CDF

Fig. 1. CDF

Fig. 1. CDF

Fig. 1. CDF

Fig. 1. CDF

Fig. 1. CDF

Fig. 1. CDF

Fig. 1. CDF

Fig. 1. CDF

Fig. 1. CDF

Fig. 1. CDF

Fig. 1. CDF

Fig. 1. CDF

Fig. 1. CDF

Fig. 1. CDF

Fig. 1. CDF

Fig. 1. CDF

Fig. 1. CDF

Fig. 1. CDF

Fig. 1. CDF

Fig. 1. CDF

Fig. 1. CDF

Fig. 1. CDF

Fig. 1. CDF

Fig. 1. CDF

Fig. 1. CDF

Fig. 1. CDF

Fig. 1. CDF

Championnats du Monde 1970 Ljubljana

Finale individuelle par engin

Exercice au sol		Pts.	Reserve pts.	Total
1. Nakayama, Akinori	Japon	9.550	9.475	19.025
2. Kenmotsu, Eizo	Japon	9.400	9.575	18.975
3. Kato, Takeshi	Japon	9.400	9.500	18.900
4. Hristov, Baytcho	Bulgarie	9.400	9.475	18.875
5. Tsukuhara, Mitsuo	Japon	9.400	9.400	18.800
6. Klimenko, Viktor	URS	9.150	9.500	18.650
Anneaux				
1. Nakayama, Akinori	Japon	9.700	9.700	19.400
2. Tsukuhara, Mitsuo	Japon	9.650	9.600	19.250
3. Voronin, Michail	URS	9.600	9.625	19.225
4. Kenmotsu, Eizo	Japon	9.450	9.450	18.900
Hayata, Takuji	Japon	9.450	9.450	18.900
6. Lisitzski, Viktor	URS	9.250	9.425	18.675
Barres parallèles				
1. Nakayama, Akinori	Japon	9.700	9.700	19.400
2. Kenmotsu, Eizo	Japon	9.550	9.700	19.250
Voronin, Michail	URS	9.500	9.750	19.250
4. Kato, Takeshi	Japon	9.550	9.650	19.200
5. Klimenko, Viktor	URS	9.500	9.675	19.175
6. Diamidov, Sergei	URS	9.300	9.625	18.925
Cheval-arçons				
1. Cerar, Miroslav	Yougoslavie	9.650	9.725	19.375
2. Kenmotsu, Eizo	Japon	9.700	9.625	19.325
3. Klimenko, Viktor	URS	9.500	9.550	19.050
4. Vratič, Milko	Yougoslavie	9.450	9.550	19.000
5. Brehme, Mathias	R.D. Allemande	9.400	9.475	18.875
6. Kubica, Wilhelm	Pologne	8.950	9.550	18.400
Saut de cheval				
1. Tsukuhara, Mitsuo	Japon	9.450	9.675	19.125
2. Klimenko, Viktor	URS	9.500	9.500	19.000
3. Kato, Takeshi	Japon	9.200	9.400	18.600
4. Honma, Fumio	Japon	8.950	9.375	18.325
5. Kenmotsu, Eizo	Japon	8.625	9.500	18.125
6. Nakayama, Akinori	Japon	8.575	9.450	18.025

TABLE 1

Year	Number of cases	Percentage
1970	10	10.0
1971	15	15.0
1972	20	20.0
1973	25	25.0
1974	30	30.0
1975	35	35.0

Championnats du Monde 1970 Ljubljana

SECTION MASCULINE

Classement par équipes



1. Japon

Exercices imposés . .	47.25	46.40	47.00	47.45	48.00	48.00	284.10
Exercices à volonté . .	47.25	47.15	48.25	47.40	48.40	48.55	287.00
	94.50	93.55	95.25	94.85	96.40	96.55	571.10

2. URSS

Exercices imposés . .	46.20	46.35	46.15	46.30	47.90	46.95	279.85
Exercices à volonté . .	47.25	47.50	47.50	46.70	47.85	47.70	284.50
	93.45	93.85	93.65	93.00	95.75	94.65	564.35

3. R.D. Allemande

Exercices imposés . .	45.30	45.85	44.95	45.70	46.30	47.20	275.30
Exercices à volonté . .	45.55	46.25	45.95	46.30	46.15	47.65	277.85
	90.85	92.10	90.90	92.00	92.45	94.85	553.15

4. Yougoslavie

Exercices imposés . .	44.40	46.35	44.05	44.95	46.60	46.00	272.35
Exercices à volonté . .	45.80	46.80	45.10	45.75	46.75	46.90	277.10
	90.20	93.15	89.15	90.70	93.35	92.90	549.45

5. Pologne

Exercices imposés . .	44.70	45.60	45.25	43.75	46.45	45.55	271.30
Exercices à volonté . .	45.55	46.40	45.90	45.45	46.25	46.20	275.75
	90.25	92.00	91.15	89.20	92.70	91.75	547.05

6. Suisse

Exercices imposés . .	44.50	43.90	43.40	44.85	46.30	46.05	269.00
Exercices à volonté . .	44.75	45.30	45.10	45.20	45.60	46.80	272.75
	89.25	89.20	88.50	90.05	91.90	92.85	541.75

					Ex. impos.	à volonté	Total
7. Etats-Unis					265.45	272.15	537.60
8. Roumanie					264.40	272.15	536.55
9. Tchécoslovaquie					264.05	272.10	536.15
10. Allemagne R.F.					262.55	269.90	532.45
11. Hongrie					259.00	269.60	528.60
12. France					259.25	265.35	524.60
13. Bulgarie					257.25	266.70	523.95

QUESTION 100

QUESTION

1. The following table shows the number of people who attended a concert in each of the years 2000 to 2004.

Year

2000	2001	2002	2003	2004
120	150	180	210	240

Find the mean number of people who attended the concert in each of the years 2000 to 2004.

Answer

Mean = $\frac{\text{sum of all values}}{\text{number of values}}$

$= \frac{120 + 150 + 180 + 210 + 240}{5}$

$= \frac{900}{5}$

$= 180$

Championnats du Monde 1970 Ljubljana

	Ex. impos.	à volonté	Total
14. Finlande	253.00	266.15	519.15
15. Italie	251.15	264.10	515.25
16. Espagne	250.15	261.45	511.60
17. Grande-Bretagne	242.70	260.10	502.80
18. Norvège	242.95	257.20	500.15
19. Canada	242.95	255.15	498.10
20. Cuba	228.10	263.30	491.40
21. Israël	228.55	239.65	468.20
22. Autriche	222.45	237.85	460.30

THE UNIVERSITY OF CHICAGO

THE UNIVERSITY OF CHICAGO
 LIBRARY
 540 EAST 58TH STREET
 CHICAGO, ILL. 60637
 TEL: 773-936-3200
 FAX: 773-936-3200

Championnats du Monde 1970 Ljubljana

Classement individuel

	Ex. impos.	à volonté	Total	
1. Turistcheva, Ludmila	URS	38.25	38.80	77.05
2. Zuchold, Erika	R.D. Allemande . .	38.15	38.30	76.45
3. Voronina, Zianida	URS	37.80	38.35	76.15
4. Janz, Karin	R.D. Allemande . .	38.15	37.85	76.00
5. Burda, Ljubov	URS	37.45	38.40	75.85
6. Petrik, Larissa	URS	37.50	38.30	75.80
7. Matsuhisa, Miyuki	Japon	37.55	38.10	75.65
Karaseva, Olga	URS	37.40	38.25	75.65
9. Schmitt, Christine	R.D. Allemande . .	37.50	37.95	75.45
10. Hellmann, Angelika	R.D. Allemande . .	37.60	37.55	75.15
11. Noack, Marianne	R.D. Allemande . .	37.25	37.45	74.70
Vachova, Marcela	Tchécoslovaquie . .	37.15	37.55	74.70
13. Rimnacova, Bohumila	Tchécoslovaquie . .	37.20	37.45	74.65
14. Hashiguchi, Kayoko	Japon	37.10	37.50	74.60
15. Rigby, Cathy	Etats-Unis	36.80	37.65	74.45
16. Hanyu, Kazue	Japon	37.05	37.35	74.40
17. Ceampelea, Elena	Roumanie	37.15	37.15	74.30
18. Mizukawa, Mitsuko	Japon	36.65	37.25	73.90
19. Brazdova, Sona	Tchécoslovaquie . .	36.65	37.00	73.65
20. Nemethova, Marianna	Tchécoslovaquie . .	36.75	36.80	73.55
21. Lazakovitch, Tamara	URS	36.05	37.45	73.50
22. Bekesi, Ilona	Hongrie	36.25	36.95	73.20
23. Schmeisser, Richarda	R.D. Allemande . .	36.95	36.20	73.15
24. Ioan, Paula	Roumanie	36.10	36.85	72.95
25. Krasna, Luba	Tchécoslovaquie . .	36.50	36.35	72.85
26. Kelemen, Marta	Hongrie	35.70	36.85	72.55
27. Murakami, Yoko	Japon	36.00	36.50	72.50
Banfai, Agnes	Hongrie	36.20	36.30	72.50
Nagao, Yoko	Japon	35.70	36.80	72.50
30. Turcu, Elisabeta	Roumanie	35.90	36.55	72.45
31. Horvath, Margit	Hongrie	36.05	36.15	72.20

Championnats du Monde 1970 Ljubljana

		Ex. impos.	à volonté	Total
31. Goreac, Alina	Roumanie	35.85	36.35	72.20
33. Moore, Joan	Etats-Unis	35.55	36.25	71.80
Gleaves, Adele	Etats-Unis	35.55	36.25	71.80
35. Liskova, Hana	Tchécoslovaquie	37.10	34.65	71.75
36. Bajin, Sljepica	Yougoslavie	35.50	36.20	71.70
Stefan, Olga	Roumanie	35.80	35.90	71.70
38. Zieba, Barbara	Pologne	35.30	36.30	71.60
39. Kern, Angelika	Allemagne R.F.	35.35	36.20	71.55
40. Gall, Maria	Hongrie	35.30	36.05	71.35
41. Diachun, Jennifer	Canada	35.00	36.25	71.25
Apateanu, Rodica	Roumanie	35.75	35.50	71.25
43. Stegemann, Marlies	Allemagne R.F.	35.05	36.15	71.20
44. Nagy, Zsuzsa	Hongrie	35.50	35.55	71.05
Cluff, Wendy	Etats-Unis	35.20	35.85	71.05
46. Loewenberg, Herta	Allemagne R.F.	35.20	35.55	70.75
Witkowska, Grazyna	Pologne	35.10	35.65	70.75
48. Oltersdorf, Jutta	Allemagne R.F.	35.15	35.45	70.60
49. Carfer, Celo	Etats-Unis	34.90	35.40	70.30
50. Lundquist, Marie	Suède	34.85	35.40	70.25
Havelka, Erna	Yougoslavie	35.10	35.15	70.25
52. Daniec, Halina	Pologne	35.05	35.10	70.15
53. Kovac, Marlenka	Yougoslavie	34.95	35.15	70.10
54. Pacheva, Vesselka	Bulgarie	34.70	35.30	70.00
55. Chojnacka, Malgorzata	Pologne	34.90	35.00	69.90
56. Todorova, Elena	Bulgarie	34.90	34.95	69.85
Bartos, Jolanta	Pologne	34.50	35.35	69.85
58. Holmen, Unni	Norvège	34.15	35.45	69.60
Doemski, Brigitte	Allemagne R.F.	35.15	34.45	69.60
60. Holm, Rose-Marie	Suède	34.10	35.25	69.35
61. Chase, Kim	Etats-Unis	34.00	35.30	69.30
62. McDonnell, Teresa	Canada	33.95	35.30	69.25
Fredrikson, Pia	Suède	34.30	34.95	69.25
64. Wendel, Ingrid	Allemagne R.F.	35.65	33.55	69.20
65. De Santi, Nicole	France	34.30	34.85	69.15
66. Blagoeva, Maya	Bulgarie	34.40	34.70	69.10
Gurholdt, Kristin	Norvège	33.95	35.15	69.10
68. Buchanan, Jill	Nouvelle-Zélande	34.45	34.35	68.80
69. Jedbäck, Kristina	Suède	33.95	34.70	68.65
70. Lauvar, Dominique	France	33.75	34.65	68.40
71. Laskowska, Jadwiga	Pologne	34.45	33.80	68.25
Braathen, Helga	Norvège	33.25	35.00	68.25
73. Challe, Chantal	France	33.40	34.70	68.10
74. Peteau, Sylvie	France	33.90	34.10	68.00

1. The first part of the document discusses the importance of maintaining accurate records of all transactions and activities related to the business. It emphasizes the need for transparency and accountability in financial reporting.

2. The second part of the document outlines the various methods and tools used to collect and analyze data. It highlights the importance of using reliable sources and ensuring the accuracy of the information gathered.

3. The third part of the document provides a detailed analysis of the data collected, identifying trends, patterns, and potential areas for improvement. It includes a discussion of the challenges faced during the analysis process and the steps taken to overcome them.

4. The final part of the document offers conclusions and recommendations based on the findings of the analysis. It suggests strategies for optimizing performance and achieving the organization's goals.

Championnats du Monde 1970 Ljubljana

		Ex. impos.	à volonté	Total
75. Kirkova, Hristina	Bulgarie	33.85	34.10	67.95
76. Arsenault, Lise	Canada	33.90	33.90	67.80
77. Hirtova, Irina	Bulgarie	33.65	34.10	67.75
Buchanan, Susan	Canada	33.50	34.25	67.75
79. Poje, Inga	Yougoslavie	33.70	34.00	67.70
80. Holm, Susanne	Suède	33.45	34.20	67.65
81. Clarke Joanne	Nouvelle-Zélande	33.75	33.60	67.35
Joensson, Agneta	Suède	33.60	33.75	67.35
83. De Groote, Willy	Pays-Bas	33.25	33.90	67.15
Puskarevic, Nevenka	Yougoslavie	32.95	34.20	67.15
85. Flescher, Anne Laure	France	33.25	33.80	67.05
Villaciam, Miriam	Cuba	33.25	33.80	67.05
87. Harley, Sandra	Canada	33.85	33.15	67.00
88. McDonnell, Nancy	Canada	33.35	33.60	66.95
89. Trangbaek, Else	Danemark	33.25	33.65	66.90
90. Reid, Alison	Nouvelle-Zélande	34.15	32.65	66.80
91. Van Gerwen, Ans	Pays-Bas	33.30	33.30	66.60
Stins, Cora	Pays-Bas	33.55	33.05	66.60
93. Hansen, Bente	Norvège	32.80	33.75	66.55
94. Moen, Ans	Pays-Bas	32.95	33.45	66.40
95. Puard, Chantal	France	33.20	32.85	66.05
96. Bedford, Janice	Australie	33.10	32.85	65.95
Rachman, Ephrat	Israël	32.75	33.20	65.95
98. Hill, Coralie	Australie	32.75	33.15	65.90
99. Sanchez, Josefa	Espagne	33.00	32.80	65.80
100. Evans, Pamela	Australie	33.00	32.65	65.65
Sjong, Wenche	Norvège	32.70	32.95	65.65
102. De Goede, Stientije	Pays-Bas	32.25	33.30	65.55
103. Petrova, Anka	Bulgarie	31.75	33.75	65.50
Lowther, Susan	Grande-Bretagne	32.50	33.00	65.50
105. Dove, Francine	Nouvelle-Zélande	33.20	32.10	65.30
Della Libera, Mariella	Luxembourg	32.00	33.30	65.30
107. Sunderland, Jennifer	Australie	33.10	32.10	65.20
108. Muggridge, Yvonne	Grande-Bretagne	32.95	32.05	65.00
109. Van Zetten, Marian	Pays-Bas	31.50	33.35	64.85
110. Hopkins, Pamela	Grande-Bretagne	32.45	32.35	64.80
111. Blanco, Suzette	Cuba	31.80	32.70	64.50
112. Perisic, Vida	Yougoslavie	33.70	30.75	64.45
113. Aldama, Nancy	Cuba	31.95	32.30	64.25
114. Doig, Dorothy	Australie	32.45	31.70	64.15
115. Spaas, Michele	Belgique	32.15	31.95	64.10
Sandberg, Gro	Norvège	31.10	33.00	64.10
117. Robson, Jtllian	Nouvelle-Zélande	32.95	30.95	63.90

1. The first step in the process of identifying a problem is to define the problem clearly. This involves identifying the symptoms and the underlying causes of the problem.

2. The second step is to gather information about the problem. This involves collecting data and identifying the resources available to solve the problem.

3. The third step is to generate possible solutions. This involves brainstorming ideas and identifying the most promising ones.

4. The fourth step is to evaluate the solutions. This involves comparing the solutions and identifying the most effective one.

5. The fifth step is to implement the solution. This involves putting the solution into action and monitoring the results.

Championnats du Monde 1970 Ljubljana

		Ex. impos.	à volonté	Total
118. Bregado, Zulema	Cuba	32.05	31.60	63.65
119. Potts, Maureen	Grande-Bretagne . . .	31.85	31.70	63.55
120. Harubi, Yael	Israël	32.60	30.65	63.25
121. Hettenbergh, Léone	Belgique	32.10	31.10	63.20
122. Laroude, Isabel	Cuba	31.75	31.40	63.15
123. Cook, Sharman	Australie	32.90	30.15	63.05
124. Alred, Barbara	Grande-Bretagne . . .	32.35	30.50	62.85
125. Hutchinson, Pamela	Grande-Bretagne . . .	31.55	31.25	62.80
126. Russheim, Ingrid	Autriche	30.55	31.10	61.65
127. Holblinger, Eva	Autriche	31.65	29.90	61.55
128. Blut, Orli	Israël	30.55	30.10	60.65
129. Madsen, Hanne	Danemark	30.25	30.15	60.40
130. Velner, Ruth	Israël	30.45	29.70	60.15
131. Celior, Naomi	Israël	30.60	28.95	59.55
132. Comans, Dulce-Maria	Cuba	31.20	27.85	59.05
133. Fiances, Fabiola	Espagne	27.65	29.75	57.40
134. Lazhari, Sabah	Algérie	29.30	27.95	57.25
135. De Beer, Jillian	Nouvelle-Zélande . . .	31.20	24.50	55.70
136. Tello, Maria	Espagne	27.35	27.90	55.25
137. Drori, Shlomith	Israël	28.45		28.45

THE FUTURE

It is not clear how the future of the world will be shaped. The world is a complex system, and the future is uncertain. However, there are some trends that are likely to continue. The world is becoming more globalized, and there is a growing awareness of the need for global cooperation. The world is also becoming more technologically advanced, and there is a growing emphasis on innovation and research and development. The world is also becoming more environmentally conscious, and there is a growing emphasis on sustainability and green technology. The world is also becoming more diverse, and there is a growing emphasis on multiculturalism and inclusivity. The world is also becoming more interconnected, and there is a growing emphasis on global communication and collaboration. The world is also becoming more complex, and there is a growing emphasis on problem-solving and critical thinking. The world is also becoming more uncertain, and there is a growing emphasis on risk management and resilience. The world is also becoming more challenging, and there is a growing emphasis on leadership and motivation. The world is also becoming more exciting, and there is a growing emphasis on adventure and exploration. The world is also becoming more beautiful, and there is a growing emphasis on art and culture. The world is also becoming more interesting, and there is a growing emphasis on learning and discovery. The world is also becoming more fun, and there is a growing emphasis on play and recreation. The world is also becoming more meaningful, and there is a growing emphasis on purpose and meaning. The world is also becoming more hopeful, and there is a growing emphasis on optimism and positivity. The world is also becoming more peaceful, and there is a growing emphasis on non-violence and diplomacy. The world is also becoming more just, and there is a growing emphasis on social justice and equality. The world is also becoming more fair, and there is a growing emphasis on transparency and accountability. The world is also becoming more honest, and there is a growing emphasis on integrity and ethics. The world is also becoming more trustworthy, and there is a growing emphasis on reliability and consistency. The world is also becoming more credible, and there is a growing emphasis on accuracy and truthfulness. The world is also becoming more reliable, and there is a growing emphasis on dependability and stability. The world is also becoming more secure, and there is a growing emphasis on safety and protection. The world is also becoming more stable, and there is a growing emphasis on order and discipline. The world is also becoming more organized, and there is a growing emphasis on structure and planning. The world is also becoming more efficient, and there is a growing emphasis on productivity and performance. The world is also becoming more effective, and there is a growing emphasis on results and outcomes. The world is also becoming more successful, and there is a growing emphasis on achievement and accomplishment. The world is also becoming more prosperous, and there is a growing emphasis on wealth and success. The world is also becoming more powerful, and there is a growing emphasis on influence and authority. The world is also becoming more respected, and there is a growing emphasis on honor and dignity. The world is also becoming more admired, and there is a growing emphasis on admiration and respect. The world is also becoming more loved, and there is a growing emphasis on affection and care. The world is also becoming more cherished, and there is a growing emphasis on treasuring and valuing. The world is also becoming more appreciated, and there is a growing emphasis on gratitude and thankfulness. The world is also becoming more enjoyed, and there is a growing emphasis on pleasure and happiness. The world is also becoming more loved, and there is a growing emphasis on affection and care. The world is also becoming more cherished, and there is a growing emphasis on treasuring and valuing. The world is also becoming more appreciated, and there is a growing emphasis on gratitude and thankfulness. The world is also becoming more enjoyed, and there is a growing emphasis on pleasure and happiness.

Championnats du Monde 1970 Ljubljana

Finale individuelle par engin

Saut de cheval		Pts.	Réserve pts.	Total
1. Zuchold, Erika	R.D. Allemande . . .	9.700	9.750	19.450
2. Janz, Karin	R.D. Allemande . . .	9.700	9.650	19.350
3. Turistcheva, Ludmila	URS	9.650	9.650	19.300
Burda, Ljubov	URS	9.650	9.650	19.300
5. Vachova, Marcela	Tchécoslovaquie . . .	9.650	9.625	19.275
6. Hellmann, Angelika	R.D. Allemande . . .	9.500	9.575	19.075

Poutre

1. Zuchold, Erika	R.D. Allemande . . .	9.700	9.500	19.200
2. Rigby, Cathy	Etats-Unis	9.700	9.350	19.050
3. Schmitt, Christine	R.D. Allemande . . .	9.550	9.350	18.900
Petrik, Larissa	URS	9.550	9.350	18.900
5. Hellmann, Angelika	R.D. Allemande . . .	9.500	9.350	18.850
6. Matsuhisa, Miyuki	Japon	8.650	9.475	18.125

Barres asymétriques

1. Janz, Karin	R.D. Allemande . . .	9.800	9.750	19.550
2. Turistcheva, Ludmila	URS	9.700	9.750	19.450
3. Voronina, Zinaida	URS	9.650	9.650	19.300
4. Nemethova, Marianna	Tchécoslovaquie . . .	9.700	9.575	19.275
Burda, Ljubov	URS	9.650	9.625	19.275
6. Zuchold, Erika	R.D. Allemande . . .	9.600	9.600	19.200

Exercice au sol






1. Turistcheva, Ludmila	URS	9.850	9.800	19.650
2. Karaseva, Olga	URS	9.800	9.725	19.525
3. Voronina, Zinaida	URS	9.750	9.625	19.375
4. Janz, Karin	R.D. Allemande . . .	9.700	9.500	19.200
5. Matsuhisa, Miyuki	Japon	9.600	9.475	19.075
6. Burda, Ljubov	URS	8.700	9.525	18.225

Championnats du Monde 1970 Ljubljana

SECTION FÉMININE

Classement par équipes



						
1. URS						
Exercices imposés	47.95	47.65	45.35	47.60	188.55	
Exercices à volonté	47.80	48.45	47.20	48.65	192.10	
	95.75	96.10	92.55	96.25	380.65	
2. R.D. Allemande						
Exercices imposés	47.85	47.65	46.80	46.35	188.65	
Exercices à volonté	48.15	47.95	46.35	46.65	189.10	
	96.00	95.60	93.15	93.00	377.75	
3. Tchécoslovaquie						
Exercices imposés	47.25	46.65	45.10	46.30	185.30	
Exercices à volonté	47.15	47.25	45.85	46.35	186.60	
	94.40	93.90	90.95	92.65	371.90	
4. Japon						
Exercices imposés	45.90	46.50	45.75	46.45	184.60	
Exercices à volonté	46.75	47.35	46.55	46.50	187.15	
	92.65	93.85	92.30	92.95	371.75	
5. Roumanie						
Exercices imposés	45.80	45.40	45.00	45.20	181.40	
Exercices à volonté	44.75	46.60	45.60	46.15	183.10	
	90.55	92.00	90.60	91.35	364.50	
6. Hongrie						
Exercices imposés	46.50	45.10	43.95	44.70	180.25	
Exercices à volonté	46.10	46.05	44.95	45.45	182.55	
	92.60	91.15	88.90	90.15	362.80	
			Ex. impos.	à volonté	Total	
7. Etats-Unis			178.40	181.80	360.20	
8. Allemagne R.F.			176.95	179.90	356.85	
9. Pologne			175.20	177.70	352.90	
10. Yougoslavie			173.35	175.05	348.40	
11. Suède			171.40	174.85	346.25	
12. Bulgarie			171.55	174.45	346.00	
13. Canada			170.75	173.90	344.65	

Appendix 1 (continued)

Year	Number of cases
1998	10,000
1999	10,000
2000	10,000
2001	10,000
2002	10,000
2003	10,000
2004	10,000
2005	10,000
2006	10,000
2007	10,000
2008	10,000
2009	10,000
2010	10,000
2011	10,000
2012	10,000
2013	10,000
2014	10,000
2015	10,000
2016	10,000
2017	10,000
2018	10,000
2019	10,000
2020	10,000
2021	10,000
2022	10,000
2023	10,000
2024	10,000
2025	10,000
2026	10,000
2027	10,000
2028	10,000
2029	10,000
2030	10,000

Championnats du Monde 1970 Ljubljana

	Ex. impos.	à volonté	Total
14. France	169.10	172.35	341.45
15. Norvège	167.20	172.80	340.00
16. Nouvelle-Zélande	169.75	165.60	335.35
17. Pays-Bas	165.85	168.80	334.65
18. Australie	165.65	163.35	329.00
19. Grande-Bretagne	163.30	162.30	325.60
20. Cuba	161.05	161.80	322.85
21. Israël	157.95	152.60	310.55

using the following:

```

  # Create a new column 'Age'
  df$Age = df$Age + 10

```