

QUARTERLY PHYSICAL REPORT OF OPERATION
as of March 31, 2018

Department : Presidential Communications Operations Office
 Agency : News and Information Bureau
 Operating Unit : _____
 Organization Code (UACS) : _____

√	Current Year Appropriations
	Supplemental Appropriations
	Continuing Appropriations
	Off-Budget Account

Particulars	UACS CODE	Physical Targets					Physical Accomplishments					Variance as of Dec. 31, 2017	Remarks
		1 st Quarter	2 nd Quarter	3 rd Quarter	4 th Quarter	Total	1 st Quarter	2 nd Quarter	3 rd Quarter	4 th Quarter	Total		
1	2	3	4	5	6	7=(3+4+5+6)	8	9	10	11	12=(8+9+10+11)	13	14
BVPart A													
I. Operations													
MFO 1 – Media Operations Services (Media and Information Services)	301000000												
Performance Indicator (Set 1) <i>Output</i> Quantity Percentage of news, information, and media services provided both locally and internationally. News stories submitted on presidential government policies, pronouncement, directives, programs, activities, etc. Photographs taken on presidential activities and state guests.	301010001; 301010002	100% of 30,000	100% of 30,000	100% of 30,000	100% of 30,000	100% of 120,000	104% or 31,319						
Speeches, press conferences, briefings, interviews transcribed.		100% of 240	100% of 240	100% of 240	100% of 240	100% of 960	106% 255						

QUARTERLY PHYSICAL REPORT OF OPERATION
as of March 31, 2018

Department : Presidential Communications Operations Office
 Agency : News and Information Bureau
 Operating Unit : _____
 Organization Code (UACS) : _____

√	Current Year Appropriations
	Supplemental Appropriations
	Continuing Appropriations
	Off-Budget Account

Particulars	UACS CODE	Physical Targets					Physical Accomplishments					Variance as of Dec. 31, 2017	Remarks
		1 st Quarter	2 nd Quarter	3 rd Quarter	4 th Quarter	Total	1 st Quarter	2 nd Quarter	3 rd Quarter	4 th Quarter	Total		
1	2	3	4	5	6	7=(3+4+5+6)	8	9	10	11	12=(8+9+10+11)	13	14
News monitoring reports and clippings submitted		100% of 66,000	100% of 66,000	100% of 66,000	100% of 66,000	100% of 264,000	115% 76,207						
Media relations services rendered.		100% of 4,000	100% of 4,000	100% of 4,000	100% of 4,000	100% of 16,000	197% 7,883						
Journalists accredited and assisted.		100% of 375	100% of 375	100% of 375	100% of 375	100% of 1,500	120% or 450						
Daily news stories, news photos and information gathered and disseminated.		100% of 5,250	100% of 5,250	100% of 5,250	100% of 5,250	100% of 21,000	128% or 6,713						
Quality Percentage rating on news, information and media services that were provided both locally and internationally.	301010001; 301010002	100%	100%	100%	100%	100%	In process						
Timeliness Percentage of news, information and media services provided both	301010001; 301010002	100%	100%	100%	100%	100%	In process						


QUARTERLY PHYSICAL REPORT OF OPERATION
as of March 31, 2018

Department : Presidential Communications Operations Office
 Agency : News and Information Bureau
 Operating Unit : _____
 Organization Code (UACS) : _____

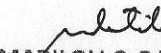
√	Current Year Appropriations
	Supplemental Appropriations
	Continuing Appropriations
	Off-Budget Account

Particulars	UACS CODE	Physical Targets					Physical Accomplishments					Variance as of Dec. 31, 2017	Remarks
		1 st Quarter	2 nd Quarter	3 rd Quarter	4 th Quarter	Total	1 st Quarter	2 nd Quarter	3 rd Quarter	4 th Quarter	Total		
1	2	3	4	5	6	7=(3+4+5+6)	8	9	10	11	12=(8+9+10+11)	13	14
Budgeting:Education Program													
MPP													
Target 1													
Target 2													
Other Major Programs and Projects													
PAP													
Target 1													
Target 2													


Prepared by:


JOYAL S. ESER
 Planning Officer (Designate)
 Date: 04.25.18

In coordination with:


MARILOU C. DATILES
 Acting Budget Officer
 Date: 04.25.18

Approved by:


DIR. VIRGINIA ARCILLA-AGTA
 Acting Head, NIB
 Date: 04.25.18