

SUMMARY OF APPROPRIATIONS, ALLOTMENTS, DISBURSEMENTS AND BALANCES BY OBJECT OF EXPENDITURES
As of Quarter Ending June 30, 2015

FAR No. 1-A

Department : PRESIDENTIAL COMMUNICATIONS OPERATIONS OFFICE
 Agency : NEWS AND INFORMATION BUREAU
 Operating Unit :
 Organization Code (UACS) :
 Funding Source Code (as clustered) :
 (e.g. Old Fund Code: 101, 102, 151)

	Current year Appropriations
	Supplemental Appropriations
	Continuing Appropriations

Particulars	UACS CODE	Appropriations		Allotments		Current Year Obligations			Current Year Disbursements			Balances		
		Authorized Appropriations	Adjusted Appropriations	Allotments Received	Adjusted Total Allotments	1st Quarter Ending March 31	2nd Quarter Ending June 30	Total	1st Quarter Ending March 31	2nd Quarter Ending June 30	Total	Unobligated Allotment	Unpaid Obligations (15-20)=23+24	
													Due and Demandable	Not Yet Due and Demandable
1	2	3	5=(3+4)	6	10=(6+(-)17) -8+9)	11	12	15=(11+12=13=14	16	17	20=(16+17+18+19)	22=(10-15)	23	24
SUMMARY														
A. AGENCY SPECIFIC BUDGET														
Personnel Services														
Salaries and Wages														
Salaries and Wages - Regular	5010101000	50,975,000.00	50,975,000.00	50,975,000.00	50,975,000.00	13,011,917.33	9,586,141.42	22,598,058.75	12,672,404.86	9,514,159.31	22,186,564.17	28,376,941.25		
Basic Salary - Civilian	5010101001													
Basic Pay - Military/Uniformed Personnel	5010101002													
Salaries and Wages - Contractual	5010102000	487,000.00	487,000.00	487,000.00	487,000.00							487,000.00		
Other Compensation														
Personnel Economic Relief Allowances (PERA)	50102010	4,176,000.00	4,176,000.00	4,176,000.00	4,176,000.00	1,074,034.36	794,677.80	1,868,712.16	1,072,262.36	792,405.07	1,864,667.43	2,307,287.84	4,044.73	
PERA -Civilian														
Representation Allowance (RA)	50102020	102,000.00	102,000.00	102,000.00	102,000.00	97,500.00	97,500.00	195,000.00	97,500.00	97,500.00	195,000.00	(93,000.00)		
Transportation Allowance (TA)	50102030	102,000.00	102,000.00	102,000.00	102,000.00	97,500.00	97,500.00	195,000.00	97,500.00	97,500.00	195,000.00	(93,000.00)		
Transportation Allowance														
RATA of Sectoral/Alternate Sectoral Representative														
Clothing/Uniform Allowance	50102040	870,000.00	870,000.00	870,000.00	870,000.00	670,000.00		670,000.00	670,000.00		670,000.00	200,000.00		
Subsistence, Laundry and Quarters Allowance														
Productivity Incentive Allowance	50102080	348,000.00	348,000.00	348,000.00	348,000.00	270,000.00		270,000.00	270,000.00		270,000.00	78,000.00		
Overseas Allowance														
Other Bonuses and Allowance (PEI/PBB))	50102990	5,229,441.00	5,229,441.00	5,229,441.00	5,229,441.00		5,229,441.00	5,229,441.00		5,229,441.00	5,229,441.00			
Honoraria														
Hazard Pay														
Longevity Pay	50101010	128,000.00	128,000.00	128,000.00	128,000.00							128,000.00		
Overtime and Night Pay														
Cash Gift	50102150	870,000.00	870,000.00	870,000.00	870,000.00		335,000.00	335,000.00		335,000.00	335,000.00	535,000.00		
Year End Bonus	50102140	4,249,000.00	4,249,000.00	4,249,000.00	4,249,000.00		1,615,636.50	1,615,636.50		1,615,636.50	1,615,636.50	2,633,363.50		
Personnel Benefit Contributions														
Pag-ibig Contributions	50103020	208,000.00	208,000.00	208,000.00	208,000.00	40,500.00	40,000.00	80,500.00	40,500.00	40,000.00	80,500.00	127,500.00		
Philhealth Contributions	50103030	554,000.00	554,000.00	554,000.00	554,000.00	117,375.00	115,737.50	233,112.50	117,375.00	115,737.50	233,112.50	320,887.50		
ECC Contributions	50103040	207,000.00	207,000.00	207,000.00	207,000.00	41,064.81	40,464.81	81,529.62	41,064.81	40,464.81	81,529.62	125,470.38		
Other Personnel Benefits														
Pension Benefits - Civilian	50104010													
Pension Benefits - Military/Uniformed														
Retirement Benefits - Civilian														
RetirementBenefits - Military/Uniformed														
Terminal Leave Benefits	50104030	117,635.00	117,635.00	117,635.00	117,635.00		117,635.00	117,635.00		117,635.00	117,635.00			
Health Workers Benefits														
Other Personnel Benefits	50104990					694,340.00	200,363.00	894,703.00	573,235.00	334,174.00	907,409.00	(894,703.00)	(12,706.00)	

SUMMARY OF APPROPRIATIONS, ALLOTMENTS, DISBURSEMENTS AND BALANCES BY OBJECT OF EXPENDITURES
As of Quarter Ending June 30, 2015

FAR No. 1-A

Department : PRESIDENTIAL COMMUNICATIONS OPERATIONS OFFICE
 Agency : NEWS AND INFORMATION BUREAU
 Operating Unit :
 Organization Code (UACS) :
 Funding Source Code (as clustered) :
 (e.g. Old Fund Code: 101, 102, 151)

	Current year Appropriations
	Supplemental Appropriations
	Continuing Appropriations

Particulars	UACS CODE	Appropriations		Allotments		Current Year Obligations			Current Year Disbursements			Balances		
		Authorized Appropriations	Adjusted Appropriations	Allotments Received	Adjusted Total Allotments	1st Quarter Ending March 31	2nd Quarter Ending June 30	Total	1st Quarter Ending March 31	2nd Quarter Ending June 30	Total	Unobligated Allotment	Unpaid Obligations (15-20)+23+24	
													Due and Demandable	Not Yet Due and Demandable
1	2	3	5=(3+4)	6	10={6+(-)17-8+9}	11	12	15=(11+12-13)=14	16	17	20={16+17+18+19}	22={10-15}	23	24
Legal Services	50211010	46,000.00	46,000.00	46,000.00	46,000.00							46,000.00		
Auditing Services	50211020													
Consultancy Services	50211030	2,426,000.00	2,426,000.00	2,426,000.00	2,426,000.00	120,000.00	120,000.00	240,000.00	120,000.00	120,000.00	240,000.00	2,186,000.00		
Environment/Sanitary Services														
General Services	50212990					424,444.87	253,685.17	678,130.04	402,316.26	172,326.80	574,643.06	(678,130.04)	103,486.98	
Janitorial Services	50212020					299,822.55	131,366.31	431,188.86	279,156.31	74,725.05	353,881.36	(431,188.86)	77,307.50	
Security Services	50212030	1,113,000.00	1,113,000.00	1,113,000.00	1,113,000.00	486,922.42	245,067.36	731,989.78	474,181.25	127,910.74	602,091.99	381,010.22	129,897.79	
Other Professional Services	50211990	3,816,000.00	3,816,000.00	3,816,000.00	3,816,000.00	4,117,077.22	2,882,590.96	6,999,668.18	3,766,713.03	3,048,232.72	6,814,945.75	(3,183,668.18)	184,722.43	
Repair & Maintenance (Specify object)														
Repair & Maintenance (RM) -Land Improvements														
RM- Land Improvements														
RM - Runways/Taxiways														
RM - Railways														
RM - Electrification, Power and energy Structures														
RM - Buildings														
RM -Office Building														
RM - School Buildings														
RM - Hospitals and Health Centers														
RM - Markets and Slaughter Houses														
RM - Other Structures														
RM -Leasehold Improvements														
RM - Leasehold Improvements - Land														
RM - Leasehold Improvements - Buildings														
RM - Other Leasehold Improvements														
RM -Office Equipment, Furnitures and Fixtures														
RM -Office Equipment, Furnitures and Fixtures	50213050					12,450.00		12,450.00	12,450.00	53,900.00	66,350.00	(12,450.00)		
RM - Furnitures and Fixtures	50213070													
RM - IT Equipment and Software	50213050													
RM - Machinery and Equipment														
RM - Machinery and Equipment														
RM - Agricultural, Fisheries and Forestry Equipment														
RM - Airport Equipment														
RM - Communications Equipment	50213050													
RM - Construction and Heavy Equipment														
RM - Firefighting Equipment and Accessories														
RM - Hospitals Equipment														
RM - Medical, Dental and Laboratory Equipment														
RM - Military and Police Equipment														
RM - Sports Equipment														
RM - Technical and Scientific Equipment														
RM - Other Machinery and Equipment	50213050							53,900.00	53,900.00			(53,900.00)		

SUMMARY OF APPROPRIATIONS, ALLOTMENTS, DISBURSEMENTS AND BALANCES BY OBJECT OF EXPENDITURES
As of Quarter Ending June 30, 2015

FAR No. 1-A

Department : PRESIDENTIAL COMMUNICATIONS OPERATIONS OFFICE
 Agency : NEWS AND INFORMATION BUREAU
 Operating Unit :
 Organization Code (UACS) :
 Funding Source Code (as clustered) :
 (e.g. Old Fund Code: 101, 102, 151)

/	Current year Appropriations
	Supplemental Appropriations
	Continuing Appropriations

Particulars	UACS CODE	Appropriations		Allotments		Current Year Obligations			Current year Disbursements			Balances		
		Authorized Appropriations	Adjusted Appropriations	Allotments Received	Adjusted Total Allotments	1st Quarter Ending March 31	2nd Quarter Ending June 30	Total	1st Quarter Ending March 31	2nd Quarter Ending June 30	Total	Unobligated Allotment	Unpaid Obligations (15-20)+23+24)	
													Due and Demandable	Not Yet Due and Demandable
1	2	3	5=(3+4)	6	10=(6+(-)17) -8+9)	11	12	15=(11+12-13+14)	16	17	20=(16+17+18+19)	22=(10-15)	23	24
RM - Transportation Equipment														
RM - Motor Vehicle	50213060	847,000.00	847,000.00	847,000.00	847,000.00	27,325.00	37,600.00	64,925.00	24,925.00	37,600.00	62,525.00	782,075.00	2,400.00	
RM - Trains														
RM - Aircrafts and Airground Equipment														
RM - Watercrafts														
RM - Other Transportation Equipment														
RM - Other Property, Plant and Equipment														
RM - Public Infrastructure														
RM - Roads, Highways and Bridges														
RM - Parks, plazas and Monuments														
RM - Ports, Lighthouse and Harbors														
RM - Artesian Walls, Reservoirs, Pumping Stations and Conduits														
RM - Irrigation, Canals and Laterals														
RM - Flood Controls														
RM- Waterways, Aqueducts, Seawalls River Walls and Others														
RM - Other Public Infrastructure														
RM - Reforestation Projects														
RM - Reforestation - Upland														
RM - Reforestation - Marshland/Swampland														
Subsidies and Donations														
Subsidy to National Government Agencies														
Subsidy to Regional Offices/Staff Bureaus														
Subsidy to Operating Units														
Subsidy to Local Government Units														
Subsidy to GOCCs														
Subsidy to NGOs/Pos														
Subsidy to other Funds														
Donations	50299080													
Confidential, Intelligence, Extraordinary and Miscellaneous Expenses														
Confidential Expenses														
Intelligence Expenses														
Extraordinary Expenses	50210030	110,000.00	110,000.00	110,000.00	110,000.00	118,707.36	9,101.57	127,808.93	100,920.48	10,716.75	111,637.23	(17,808.93)	16,171.70	
Miscellaneous Expenses														
Taxes, Insurance and Premiums and other Fees														
Taxes, Duties and Licenses	50215010													
Fidelity Bond Premiums	50215020	50,000.00	50,000.00	50,000.00	50,000.00							50,000.00		
Insurance Expenses	50215030					6,107.43	5,950.76	12,058.19	6,107.43	(3,427.43)	2,680.00	(12,058.19)		


SUMMARY OF APPROPRIATIONS, ALLOTMENTS, DISBURSEMENTS AND BALANCES BY OBJECT OF EXPENDITURES
As of Quarter Ending June 30, 2015


FAR No. 1-A


Department : PRESIDENTIAL COMMUNICATIONS OPERATIONS OFFICE
 Agency : NEWS AND INFORMATION BUREAU
 Operating Unit :
 Organization Code (UACS) :
 Funding Source Code (as clustered)
 (e.g. Old Fund Code: 101, 102, 151)

/	Current year Appropriations
	Supplemental Appropriations
	Continuing Appropriations

Particulars	UACS CODE	Appropriations		Allotments		Current Year Obligations			Current year Disbursements			Balances		
		Authorized Appropriations	Adjusted Appropriations	Allotments Received	Adjusted Total Allotments	1st Quarter Ending March 31	2nd Quarter Ending June 30	Total	1st Quarter Ending March 31	2nd Quarter Ending June 30	Total	Unobligated Allotment	Unpaid Obligations (15-20)=23+24	
													10=(6+(-)17)-8+9)	15=(11+12)=13+14
1	2	3	5=(3=4)	6	10=(6+(-)17)-8+9)	11	12	15=(11+12)=13+14	16	17	20=(16+17)+18+19)	22=(10-15)	23	24
Specify allotment class/object of expenditures														
Others (pls. specify)														
E. Unobligated Allotment														
Personnel Services														
Salaries and Wages														
Salaries and Wages - Regular														
Salaries and Wages - Contractual														
Others (pls. specify)														
Maintenance & other Operating Expenses														
Travelling Expenses														
Travel Expenses - Local														
Travel Expenses - Foreign														
Training and Scholarship Expenses														
Training Expenses														
Others (pls. specify)														
Financial Expenses														
Bank Charges														
Interest Expenses														
Capital Outlays														
Office Buildings														
School Buildings														
Hospital and Health Centers														
Office Equipment														
Furnitures and Fixtures														
IT Equipment and software														
Others (pls. specify)														
TOTAL PRIOR YEAR'S BUDGET/CONTINUING APPROPRIATION														
GRAND TOTAL		110,024,076.00	110,024,076.00	110,024,076.00	110,024,076.00	28,453,583.70	33,009,472.24	61,463,055.94	25,550,743.14	29,332,212.67	54,882,955.81	48,561,020.06	6,580,100.13	

Certified Correct:

 JOSEPHINE M. SANTOS
 Agency Budget Officer
 Date: August 10, 2015

Certified Correct:

 LOIDA D. JAVONILLO
 Acting Head, Accounting Section
 Date: August 10, 2015

Approved By:

 DANILO S. JAMORA
 Director IV
 Date: August 10, 2015