

**MONTHLY REPORT OF DISBURSEMENTS**

FAR No. 4


For the month of July 2015


Department : PRESIDENTIAL COMMUNICATIONS AND OPERATIONS OFFICE  
 Agency : NEWS AND INFORMATION BUREAU  
 Operating Unit : \_\_\_\_\_  
 Organization Code (UACS) : \_\_\_\_\_  
 Funding Source Code (as clustered) : \_\_\_\_\_  
 (e.g. Old fund Code: 101, 102, 151)

PARTICULARS	CURRENT YEAR BUDGET					PRIOR YEAR'S BUDGET											TRUST LIABILITIES				GRAND TOTAL					REMARKS		
	PS	MOOE	Fin. Exp.	CO	TOTAL	PRIOR YEAR'S ACCOUNTS PAYABLE					CURRENT YEAR'S ACCOUNTS PAYABLE						SUB-TOTAL	PS	MOOE	CO	TOTAL	PS	MOOE	Fin. Exp.	CO		TOTAL	
						PS	MOOE	FIN. Exp.	CO	Sub-Total	PS	MOOE	Fin. Exp.	CO	Sub-Total	TOTAL												TOTAL
1	2	3	4	5	6=(2+3+4+5)	7	8	9	10	11=(7+8+9+10)	12	13	14	15	16=(12+13+14+15)	17=(11+16)	18=(6+17)	19	20	21	22=(19+20+21)	23	24	25	26	27=(23+24+25+26)	(9)	
<b>JANUARY</b>																												
Notice of Cash Allocation																												
MDS Checks Issued	1,714,857.58	945,974.47			2,660,832.05																	1,714,857.58	945,974.47			2,660,832.05		
Advice to Debit Account	2,221,659.34	1,603,745.63			3,825,404.97																	2,221,659.34	1,603,745.63			3,825,404.97		
Working Fund (NCA Issued to BTr)																												
Tax Remittance Advices Issued (TRA)	356,959.17	327,907.16			684,866.33																	356,959.17	327,907.16			684,866.33		
Cash Disbursement Ceiling (CDC)																												
Non-Cash Availment Authority (NCAA)																												
Other (CDT, BTr, Doc Stamp, etc.)																												
<b>TOTAL</b>	<b>4,293,476.09</b>	<b>2,877,627.26</b>			<b>7,171,103.35</b>																	<b>4,293,476.09</b>	<b>2,877,627.26</b>			<b>7,171,103.35</b>		

Summary	Previous Report (June)	This month (July)	As of date	Previous Report (June)	This month (July)	As of date
<b>Total Disbursement Authorities Received</b>						
NCA	55,348,076.00	8,085,604.00	63,433,680.00	Total Disbursements Program	55,348,076.00	8,085,604.00
Working Fund				Less: *Actual Disbursements	54,633,390.22	6,486,237.02
TRA	3,474,770.35	684,866.33	4,159,636.68	(Over)/Under spending	<u>714,685.78</u>	<u>1,599,366.98</u>
CDC						
NCAA						
Others (CDT, BTr, Doc Stamps, etc.)						
Less: Notice of Transfer Allocations (NTA)* issued						
<b>Total Disbursement Authorities Available</b>	<u>58,822,846.35</u>	<u>8,770,470.33</u>	<u>67,593,316.68</u>			
less: Lapsed NCA Disbursement	347,362.54	363,504.37	710,866.91			
<b>Balance of Disbursements Authorities as of date</b>	<u>58,475,483.81</u>	<u>8,406,965.96</u>	<u>66,882,449.77</u>			

Note: The use of NTA is discouraged  
 \*Amounts should tally

Certified Correct  
  
**LOIDA D. JAVONILLO**  
 Acting Head, Accounting Section  
 Date: November 23, 2015

Approved by:  
  
**DANILO S. JAMORA**  
 Director IV  
 Date: November 23, 2015

**MONTHLY REPORT OF DISBURSEMENTS**

For the month of August 2015

FAR No. 4


Department : PRESIDENTIAL COMMUNICATIONS AND OPERATIONS OFFICE  
 Agency : NEWS AND INFORMATION BUREAU  
 Operating Unit : \_\_\_\_\_  
 Organization Code (UACS) : \_\_\_\_\_  
 Funding Source Code (as clustered) : \_\_\_\_\_


(e.g. Old fund Code: 101, 102, 151)

PARTICULARS	CURRENT YEAR BUDGET					PRIOR YEAR'S BUDGET											TRUST LIABILITIES				GRAND TOTAL					REMARKS		
	PS	MOOE	Fin. Exp.	CO	TOTAL	PRIOR YEAR'S ACCOUNTS PAYABLE					CURRENT YEAR'S ACCOUNTS PAYABLE						TOTAL	SUB-TOTAL	PS	MOOE	CO	TOTAL	PS	MOOE	Fin. Exp.		CO	TOTAL
						PS	MOOE	FIN. Exp.	CO	Sub-Total	PS	MOOE	Fin. Exp.	CO	Sub-Total	PS												
1	2	3	4	5	6=(2+3+4+5)	7	8	9	10	11=(7+8+9+10)	12	13	14	15	16=(12+13+14+15)	17=(11+16)	18=(6+17)	19	20	21	22=(19+20+21)	23	24	25	26	27=(23+24+25+26)	(9)	
<b>JANUARY</b>																												
Notice of Cash Allocation																												
MDS Checks Issued	2,181,912.31	1,544,907.42			3,726,819.73																	2,181,912.31	1,544,907.42			3,726,819.73		
Advice to Debit Account	914,355.10	1,840,273.26			2,754,628.36																	914,355.10	1,840,273.26			2,754,628.36		
Working Fund (NCA Issued to BTr)																												
Tax Remittance Advices Issued (TRA)	358,346.17	205,996.60			564,342.77																	358,346.17	205,996.60			564,342.77		
Cash Disbursement Ceiling (CDC)																												
Non-Cash Availment Authority (NCAA)																												
Other (CDT, BTr, Doc Stamp, etc.)																												
<b>TOTAL</b>	<b>3,454,613.58</b>	<b>3,591,177.28</b>			<b>7,045,790.86</b>																	<b>3,454,613.58</b>	<b>3,591,177.28</b>			<b>7,045,790.86</b>		

Summary	<u>Previous Report (July)</u>	<u>This month (August)</u>	<u>As of date</u>		<u>Previous Report (July)</u>	<u>This month (August)</u>	<u>As of date</u>
Total Disbursement Authorities Received							
NCA	63,433,680.00	7,893,362.00	71,327,042.00	Total Disbursements Program	63,433,680.00	7,893,362.00	71,327,042.00
Working Fund				Less: *Actual Disbursements	61,119,627.24	6,481,448.09	67,601,075.33
TRA	4,159,636.68	564,342.77	4,723,979.45	(Over)/Under spending	<u>2,314,052.76</u>	<u>1,411,913.91</u>	<u>3,725,966.67</u>
CDC							
NCAA							
Others (CDT, BTr, Doc Stamps, etc.)							
Less: Notice of Transfer Allocations (NTA)* issued							
Total Disbursement Authorities Available	<u>67,593,316.68</u>	<u>8,457,704.77</u>	<u>76,051,021.45</u>				
Less: Lapsed NCA Disbursement	710,866.91		710,866.91				
	<u>65,279,263.92</u>	<u>7,045,790.86</u>	<u>72,325,054.78</u>				
Balance of Disbursements Authorities as of date	<u>1,603,185.85</u>	<u>1,411,913.91</u>	<u>3,015,099.76</u>				

Note: The use of NTA is discouraged  
 \*Amounts should tally

Certified Correct  
  
**LOIDA D. JAVONILLO**  
 Acting Head, Accounting Section  
 Date: November 23, 2015

Approved by  
  
**DANILO S. JAMORA**  
 Director IV  
 Date: November 23, 2015

**MONTHLY REPORT OF DISBURSEMENTS**

FAR No. 4

For the month of September 2015

Department : PRESIDENTIAL COMMUNICATIONS AND OPERATIONS OFFICE  
 Agency : NEWS AND INFORMATION BUREAU  
 Operating Unit : \_\_\_\_\_  
 Organization Code (UACS) : \_\_\_\_\_  
 Funding Source Code (as clustered) : \_\_\_\_\_


(e.g. Old fund Code: 101, 102, 151)


PARTICULARS	CURRENT YEAR BUDGET					PRIOR YEAR'S BUDGET										SUB-TOTAL	TRUST LIABILITIES				GRAND TOTAL					REMARKS	
	PS	MOOE	Fin. Exp.	CO	TOTAL	PRIOR YEAR'S ACCOUNTS PAYABLE					CURRENT YEAR'S ACCOUNTS PAYABLE						TOTAL	PS	MOOE	CO	TOTAL	PS	MOOE	Fin. Exp.	CO		TOTAL
						PS	MOOE	FIN. Exp.	CO	Sub-Total	PS	MOOE	FIN. Exp.	CO	Sub-Total												
1	2	3	4	5	6=(2+3+4+5)	7	8	9	10	11=(7+8+9+10)	12	13	14	15	16=(12+13+14+15)	17=(11+16)	18=(6+17)	19	20	21	22=(19+20+21)	23	24	25	26	27=(23+24+25+26)	(9)
<b>JANUARY</b>																											
Notice of Cash Allocation																											
MDS Checks Issued	2,734,632.39	2,476,962.66			5,211,595.05																	2,734,632.39	2,476,962.66			5,211,595.05	
Advice to Debit Account	2,697,783.12	3,290,870.01			5,988,653.13																	2,697,783.12	3,290,870.01			5,988,653.13	
Working Fund (NCA Issued to BTR)																											
Tax Remittance Advices Issued (TRA)	364,644.94	178,575.99			543,220.93																	364,644.94	178,575.99			543,220.93	
Cash Disbursement Ceiling (CDC)																											
Non-Cash Availment Authority (NCAA)																											
Other (CDT, BTR, Doc Stamp, etc.)																											
<b>TOTAL</b>	<b>5,797,060.45</b>	<b>5,946,408.66</b>			<b>11,743,469.11</b>																	<b>5,797,060.45</b>	<b>5,946,408.66</b>			<b>11,743,469.11</b>	

Summary	Previous Report (August)	This month (September)	As of date	Previous Report (August)	This month (September)	As of date
Total Disbursement Authorities Received						
NCA	71,327,042.00	8,189,400.00	79,516,442.00	71,327,042.00	8,189,400.00	79,516,442.00
Working Fund						
TRA	4,723,979.45	543,220.93	5,267,200.38	4,723,979.45	543,220.93	5,267,200.38
CDC						
NCAA						
Others (CDT, BTR, Doc Stamps, etc.)						
Less: Notice of Transfer Allocations (NTA)* issued						
Total Disbursement Authorities Available	76,051,021.45	8,732,620.93	84,783,642.38	76,051,021.45	8,732,620.93	84,783,642.38
Less: Lapsed NCA	710,866.91		710,866.91	710,866.91		710,866.91
Disbursement	72,325,054.78	11,743,469.11	84,068,523.89	72,325,054.78	11,743,469.11	84,068,523.89
Balance of Disbursements Authorities as of date	3,015,899.76	(3,010,848.18)	4,251.58	3,015,899.76	(3,010,848.18)	4,251.58

Note: The use of NTA is discouraged

\*Amounts should tally

Certified Correct  
  
**LOIDA D. LAVONILLO**  
 Acting Head, Accounting Section  
 Date: November 23, 2015

Approved by:  
  
**DANILO S. JAMORA**  
 Director IV  
 Date: November 23, 2015