

STATEMENT OF APPROPRIATIONS, ALLOTMENTS, OBLIGATIONS, DISBURSEMENTS AND BALANCES

As at the Quarter Ending June 30, 2019

Department: Presidential Communications Operations Office (PCOO)
 Agency: News and Information Bureau
 Operating Unit: < not applicable >
 Organization Code: 25 005 0000000
 Fund Cluster: 01 Regular Agency Fund

X

(e.g. UACS Fund Cluster: 01-Regular Agency Fund, 02-Foreign Assisted Projects Fund, 03-Special Account-Locally Funded/Domestic Grants Fund, and 04-Special Account-Foreign Assisted/Foreign Grants Fund)

Particulars	UACS CODE	Appropriations			Allotments				Current Year Obligations				Current Year Disbursements				Balances			
		Authorized Appropriations	Adjustments (Transfer To/From)	Adjusted Appropriations	Allotments Received	Adjustments (Withdrawal, Realignment)	Transfer From	Adjusted Total Allotments	1st Quarter Ending March 31	2nd Quarter Ending June 30	3rd Quarter Ending Sept. 30	TOTAL	1st Quarter Ending March 31	2nd Quarter Ending June 30	4th Quarter Ending Dec. 31	TOTAL	Unreleased Appro	Unobligated Allotments	Unpaid Obligations (15-20)=(23+24)	
		3	4	5=(3+4)	6	7	9	10=[(6+(-)7)-8+9]	11	12	13	15=(11+12+13+14)	16	17	19	20=(16+17+18+19)	21	22	23	24
I. Agency Specific Budget		117,718,000.00	0.00	117,718,000.00	114,019,857.00	0.00	0.00	114,019,857.00	23,757,579.60	32,707,400.05	0.00	56,464,979.65	18,874,668.94	29,016,853.02	0.00	47,891,521.96	3,698,143.00	57,554,877.35	0.00	8,573,457.69
General Administration and Support	1000000000000000	24,355,000.00	0.00	24,355,000.00	20,656,857.00	0.00	0.00	20,656,857.00	4,775,811.58	5,243,934.66	0.00	10,019,746.24	4,710,790.58	4,512,666.41	0.00	9,223,456.99	3,698,143.00	10,637,110.76	0.00	796,289.25
General management and supervision	100000100001000	20,390,000.00	0.00	20,390,000.00	20,390,000.00	0.00	0.00	20,390,000.00	4,775,811.58	5,243,934.66	0.00	10,019,746.24	4,710,790.58	4,512,666.41	0.00	9,223,456.99	0.00	10,370,253.76	0.00	796,289.25
PS		10,884,000.00	0.00	10,884,000.00	10,884,000.00	0.00	0.00	10,884,000.00	2,311,910.99	3,378,712.08	0.00	5,690,623.07	2,311,910.99	3,306,410.40	0.00	5,618,321.39	0.00	5,193,376.93	0.00	72,301.68
MOOE		8,126,000.00	0.00	8,126,000.00	8,126,000.00	0.00	0.00	8,126,000.00	2,361,400.59	1,759,023.58	0.00	4,120,424.17	2,361,400.59	1,120,257.01	0.00	3,481,657.60	0.00	4,005,575.83	0.00	638,766.57
CO		1,380,000.00	0.00	1,380,000.00	1,380,000.00	0.00	0.00	1,380,000.00	102,500.00	106,199.00	0.00	208,699.00	37,479.00	85,999.00	0.00	123,478.00	0.00	1,171,301.00	0.00	85,221.00
Administration of Personnel Benefits	100000100002000	3,965,000.00	0.00	3,965,000.00	266,857.00	0.00	0.00	266,857.00	0.00	0.00	0.00	0.00	0.00	0.00	0.00	0.00	3,698,143.00	266,857.00	0.00	0.00
PS		3,965,000.00	0.00	3,965,000.00	266,857.00	0.00	0.00	266,857.00	0.00	0.00	0.00	0.00	0.00	0.00	0.00	0.00	3,698,143.00	266,857.00	0.00	0.00
Sub-Total, General Administration and Support		24,355,000.00	0.00	24,355,000.00	20,656,857.00	0.00	0.00	20,656,857.00	4,775,811.58	5,243,934.66	0.00	10,019,746.24	4,710,790.58	4,512,666.41	0.00	9,223,456.99	3,698,143.00	10,637,110.76	0.00	796,289.25
PS		14,849,000.00	0.00	14,849,000.00	11,150,857.00	0.00	0.00	11,150,857.00	2,311,910.99	3,378,712.08	0.00	5,690,623.07	2,311,910.99	3,306,410.40	0.00	5,618,321.39	3,698,143.00	5,460,233.93	0.00	72,301.68
MOOE		8,126,000.00	0.00	8,126,000.00	8,126,000.00	0.00	0.00	8,126,000.00	2,361,400.59	1,759,023.58	0.00	4,120,424.17	2,361,400.59	1,120,257.01	0.00	3,481,657.60	0.00	4,005,575.83	0.00	638,766.57
FinEx (if Applicable)		0.00	0.00	0.00	0.00	0.00	0.00	0.00	0.00	0.00	0.00	0.00	0.00	0.00	0.00	0.00	0.00	0.00	0.00	0.00
CO		1,380,000.00	0.00	1,380,000.00	1,380,000.00	0.00	0.00	1,380,000.00	102,500.00	106,199.00	0.00	208,699.00	37,479.00	85,999.00	0.00	123,478.00	0.00	1,171,301.00	0.00	85,221.00
Operations	3000000000000000	93,363,000.00	0.00	93,363,000.00	93,363,000.00	0.00	0.00	93,363,000.00	18,991,768.02	27,463,465.39	0.00	46,445,233.41	14,163,878.36	24,504,186.61	0.00	38,668,064.97	0.00	46,917,766.59	0.00	7,777,168.44
OO : Public access, engagement and understanding of Presidential policies and government programs achieved		93,363,000.00	0.00	93,363,000.00	93,363,000.00	0.00	0.00	93,363,000.00	18,991,768.02	27,463,465.39	0.00	46,445,233.41	14,163,878.36	24,504,186.61	0.00	38,668,064.97	0.00	46,917,766.59	0.00	7,777,168.44
GOVERNMENT NEWS INFORMATION AND MEDIA SERVICES PROGRAM		93,363,000.00	0.00	93,363,000.00	93,363,000.00	0.00	0.00	93,363,000.00	18,991,768.02	27,463,465.39	0.00	46,445,233.41	14,163,878.36	24,504,186.61	0.00	38,668,064.97	0.00	46,917,766.59	0.00	7,777,168.44
Provision of media coverage of Presidential activities and media relations and accreditation	310100100001000	33,902,000.00	0.00	33,902,000.00	33,902,000.00	0.00	0.00	33,902,000.00	6,521,106.18	9,727,517.50	0.00	16,248,623.68	2,805,106.18	8,344,463.45	0.00	11,149,569.63	0.00	17,653,376.32	0.00	5,099,054.05
PS		20,316,000.00	0.00	20,316,000.00	20,316,000.00	0.00	0.00	20,316,000.00	4,128,095.21	6,079,977.34	0.00	10,208,072.55	412,095.21	5,929,677.19	0.00	6,341,772.40	0.00	10,107,927.45	0.00	3,866,300.15
MOOE		13,251,000.00	0.00	13,251,000.00	13,251,000.00	0.00	0.00	13,251,000.00	2,393,010.97	3,647,540.16	0.00	6,040,551.13	2,393,010.97	2,414,786.26	0.00	4,807,797.23	0.00	7,210,448.87	0.00	1,232,753.90
CO		335,000.00	0.00	335,000.00	335,000.00	0.00	0.00	335,000.00	0.00	0.00	0.00	0.00	0.00	0.00	0.00	0.00	0.00	335,000.00	0.00	0.00
Provision of daily news and services to both local and foreign public on the activities of the government and the Presidency	310100100002000	59,461,000.00	0.00	59,461,000.00	59,461,000.00	0.00	0.00	59,461,000.00	12,460,661.84	17,735,947.89	0.00	30,196,609.73	11,358,772.18	16,159,723.16	0.00	27,518,495.34	0.00	29,264,390.27	0.00	2,678,114.39
PS		44,591,000.00	0.00	44,591,000.00	44,591,000.00	0.00	0.00	44,591,000.00	9,322,492.16	13,549,723.30	0.00	22,872,215.46	9,322,492.18	13,326,726.28	0.00	22,649,218.46	0.00	21,718,784.52	0.00	222,997.02
MOOE		14,870,000.00	0.00	14,870,000.00	14,870,000.00	0.00	0.00	14,870,000.00	3,138,169.68	4,186,224.59	0.00	7,324,394.25	2,036,280.00	2,832,996.88	0.00	4,869,278.88	0.00	7,545,605.75	0.00	2,455,117.37

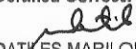
Department: Presidential Communications Operations Office (PCOO)
 Agency: News and Information Bureau
 Operating Unit: < not applicable >
 Organization Code: 25 005 000000
 Fund Cluster: 01 Regular Agency Fund


X

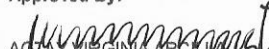
(e.g. UACS Fund Cluster: 01-Regular Agency Fund, 02-Foreign Assisted Projects Fund, 03-Special Account-Locally Funded/Domestic Grants Fund, and 04-Special Account-Foreign Assisted/Foreign Grants Fund)

Particulars	UACS CODE	Appropriations			Allotments				Current Year Obligations				Current Year Disbursements				Balances			
		Authorized Appropriations	Adjustments (Transfer To/From)	Adjusted Appropriations	Allotments Received	Adjustments (Withdrawal, Realignment)	Transfer From	Adjusted Total Allotments	1st Quarter Ending March 31	2nd Quarter Ending June 30	3rd Quarter Ending Sept. 30	TOTAL	1st Quarter Ending March 31	2nd Quarter Ending June 30	4th Quarter Ending Dec. 31	TOTAL	Unreleased Appro	Unobligated Allotments	Unpaid Obligations (15-20)=(23+24)	
		3	4	5=(3+4)	6	7	9	10=[(6+(-)7)-8+9]	11	12	13	15=(11+12+13+14)	16	17	19	20=(16+17+18+19)	21	22	23	24
Sub-Total, Operations		93,363,000.00	0.00	93,363,000.00	93,363,000.00	0.00	0.00	93,363,000.00	18,961,766.02	27,463,465.39	0.00	46,445,233.41	14,163,878.36	24,504,188.81	0.00	38,668,064.97	0.00	46,917,786.59	0.00	7,777,168.44
PS		64,907,000.00	0.00	64,907,000.00	64,907,000.00	0.00	0.00	64,907,000.00	13,450,587.39	19,629,700.64	0.00	33,080,288.03	9,734,587.39	19,256,403.47	0.00	28,990,990.86	0.00	31,826,711.97	0.00	4,089,297.17
MOOE		28,121,000.00	0.00	28,121,000.00	28,121,000.00	0.00	0.00	28,121,000.00	5,531,180.63	7,833,764.75	0.00	13,364,945.38	4,428,280.97	5,247,783.14	0.00	9,677,074.11	0.00	14,756,054.62	0.00	3,687,871.27
FinEx (if Applicable)		0.00	0.00	0.00	0.00	0.00	0.00	0.00	0.00	0.00	0.00	0.00	0.00	0.00	0.00	0.00	0.00	0.00	0.00	0.00
CO		335,000.00	0.00	335,000.00	335,000.00	0.00	0.00	335,000.00	0.00	0.00	0.00	0.00	0.00	0.00	0.00	0.00	0.00	335,000.00	0.00	0.00
Sub-Total, I. Agency Specific Budget		117,718,000.00	0.00	117,718,000.00	114,019,857.00	0.00	0.00	114,019,857.00	23,757,679.60	32,707,400.05	0.00	56,464,979.65	18,874,868.94	29,016,853.02	0.00	47,891,521.96	3,698,143.00	57,554,877.35	0.00	8,573,457.69
PS		79,756,000.00	0.00	79,756,000.00	76,057,857.00	0.00	0.00	76,057,857.00	15,782,498.38	23,008,412.72	0.00	38,770,911.10	12,046,498.38	22,662,813.87	0.00	34,608,312.25	3,698,143.00	37,286,945.90	0.00	4,161,598.85
MOOE		36,247,000.00	0.00	36,247,000.00	36,247,000.00	0.00	0.00	36,247,000.00	7,892,581.22	9,592,788.33	0.00	17,485,369.55	6,780,691.56	6,368,040.15	0.00	13,158,731.71	0.00	18,781,630.45	0.00	4,328,637.84
FinEx (if Applicable)		0.00	0.00	0.00	0.00	0.00	0.00	0.00	0.00	0.00	0.00	0.00	0.00	0.00	0.00	0.00	0.00	0.00	0.00	0.00
CO		1,715,000.00	0.00	1,715,000.00	1,715,000.00	0.00	0.00	1,715,000.00	102,500.00	106,199.00	0.00	208,699.00	37,479.00	85,999.00	0.00	123,478.00	0.00	1,506,301.00	0.00	85,221.00
II. Automatic Appropriations		6,959,000.00	0.00	6,959,000.00	6,959,000.00	0.00	0.00	6,959,000.00	1,626,321.37	1,257,339.45	0.00	2,883,660.82	1,626,321.29	1,257,339.45	0.00	2,883,660.74	0.00	4,075,339.18	0.00	0.08
Retirement and Life Insurance Premiums		6,959,000.00	0.00	6,959,000.00	6,959,000.00	0.00	0.00	6,959,000.00	1,626,321.37	1,257,339.45	0.00	2,883,660.82	1,626,321.29	1,257,339.45	0.00	2,883,660.74	0.00	4,075,339.18	0.00	0.08
PS		6,959,000.00	0.00	6,959,000.00	6,959,000.00	0.00	0.00	6,959,000.00	1,626,321.37	1,257,339.45	0.00	2,883,660.82	1,626,321.29	1,257,339.45	0.00	2,883,660.74	0.00	4,075,339.18	0.00	0.08
Sub-total		6,959,000.00	0.00	6,959,000.00	6,959,000.00	0.00	0.00	6,959,000.00	1,626,321.37	1,257,339.45	0.00	2,883,660.82	1,626,321.29	1,257,339.45	0.00	2,883,660.74	0.00	4,075,339.18	0.00	0.08
PS		6,959,000.00	0.00	6,959,000.00	6,959,000.00	0.00	0.00	6,959,000.00	1,626,321.37	1,257,339.45	0.00	2,883,660.82	1,626,321.29	1,257,339.45	0.00	2,883,660.74	0.00	4,075,339.18	0.00	0.08
MOOE		0.00	0.00	0.00	0.00	0.00	0.00	0.00	0.00	0.00	0.00	0.00	0.00	0.00	0.00	0.00	0.00	0.00	0.00	0.00
FinEx		0.00	0.00	0.00	0.00	0.00	0.00	0.00	0.00	0.00	0.00	0.00	0.00	0.00	0.00	0.00	0.00	0.00	0.00	0.00
CO		0.00	0.00	0.00	0.00	0.00	0.00	0.00	0.00	0.00	0.00	0.00	0.00	0.00	0.00	0.00	0.00	0.00	0.00	0.00
III. Special Purpose Fund		0.00	960,230.00	960,230.00	0.00	0.00	0.00	960,230.00	482,789.00	744,298.00	0.00	1,227,087.00	0.00	0.00	0.00	0.00	0.00	(266,857.00)	0.00	1,227,087.00
Pension and Gratuity Fund		0.00	960,230.00	960,230.00	0.00	0.00	0.00	960,230.00	482,789.00	744,298.00	0.00	1,227,087.00	0.00	0.00	0.00	0.00	0.00	(266,857.00)	0.00	1,227,087.00
PS		0.00	960,230.00	960,230.00	0.00	0.00	0.00	960,230.00	482,789.00	744,298.00	0.00	1,227,087.00	0.00	0.00	0.00	0.00	0.00	(266,857.00)	0.00	1,227,087.00
Sub-Total		0.00	960,230.00	960,230.00	0.00	0.00	0.00	960,230.00	482,789.00	744,298.00	0.00	1,227,087.00	0.00	0.00	0.00	0.00	0.00	(266,857.00)	0.00	1,227,087.00
PS		0.00	960,230.00	960,230.00	0.00	0.00	0.00	960,230.00	482,789.00	744,298.00	0.00	1,227,087.00	0.00	0.00	0.00	0.00	0.00	(266,857.00)	0.00	1,227,087.00
MOOE		0.00	0.00	0.00	0.00	0.00	0.00	0.00	0.00	0.00	0.00	0.00	0.00	0.00	0.00	0.00	0.00	0.00	0.00	0.00
FinEx		0.00	0.00	0.00	0.00	0.00	0.00	0.00	0.00	0.00	0.00	0.00	0.00	0.00	0.00	0.00	0.00	0.00	0.00	0.00
CO		0.00	0.00	0.00	0.00	0.00	0.00	0.00	0.00	0.00	0.00	0.00	0.00	0.00	0.00	0.00	0.00	0.00	0.00	0.00
GRAND TOTAL		124,677,000.00	960,230.00	125,637,230.00	120,978,857.00	0.00	0.00	121,939,087.00	25,866,689.97	34,709,037.50	0.00	60,575,727.47	20,500,890.23	30,274,192.47	0.00	50,775,182.70	3,698,143.00	61,383,359.53	0.00	9,800,544.77
PS		86,715,000.00	960,230.00	87,675,230.00	83,016,857.00	0.00	0.00	83,977,087.00	17,871,608.75	25,010,050.17	0.00	42,881,658.92	13,872,819.67	23,820,153.32	0.00	37,492,972.99	3,698,143.00	41,095,428.08	0.00	5,388,685.93
MOOE		36,247,000.00	0.00	36,247,000.00	36,247,000.00	0.00	0.00	36,247,000.00	7,892,581.22	9,592,788.33	0.00	17,485,369.55	6,780,691.56	6,368,040.15	0.00	13,158,731.71	0.00	18,781,630.45	0.00	4,328,637.84
CO		1,715,000.00	0.00	1,715,000.00	1,715,000.00	0.00	0.00	1,715,000.00	102,500.00	106,199.00	0.00	208,699.00	37,479.00	85,999.00	0.00	123,478.00	0.00	1,506,301.00	0.00	85,221.00

Particulars	UACS CODE	Appropriations			Allotments				Current Year Obligations				Current Year Disbursements				Balances			
		Authorized Appropriations	Adjustments (Transfer To/From)	Adjusted Appropriations	Allotments Received	Adjustments (Withdrawal, Realignment)	Transfer From	Adjusted Total Allotments	1st Quarter Ending March 31	2nd Quarter Ending June 30	3rd Quarter Ending Sept. 30	TOTAL	1st Quarter Ending March 31	2nd Quarter Ending June 30	3rd Quarter Ending Sept. 30	TOTAL	Unreleased Appro	Unobligated Allotments	Unpaid Obligations (15-20)=(23+24)	
																			Due and Demandable	Not Yet Due and Demandable
1	2	3	4	5=(3+4)	6	7	9	10=[(6+(-)7)-8+9]	11	12	13	15=(11+12+13+14)	16	17	19	20=(16+17+18+19)	21	22	23	24
Recapitulation by OO:																				
I. Agency Specific Budget		93,363,000.00	0.00	93,363,000.00	93,363,000.00	0.00	0.00	93,363,000.00	18,981,788.02	27,463,465.39	0.00	46,445,233.41	14,163,878.36	24,504,186.61	0.00	38,668,064.97	0.00	46,917,786.59	0.00	7,777,168.44
GOVERNMENT NEWS INFORMATION AND MEDIA SERVICES PROGRAM		93,363,000.00	0.00	93,363,000.00	93,363,000.00	0.00	0.00	93,363,000.00	18,981,788.02	27,463,465.39	0.00	46,445,233.41	14,163,878.36	24,504,186.61	0.00	38,668,064.97	0.00	46,917,786.59	0.00	7,777,168.44

Certified Correct:

 DATES MARILOU CLARO
 Date: 2019-08-15 15:07:29.0

Recommending Approval:

 CAJUIGAN MELINA OLIVER
 Date: 2019-08-15 15:12:

Approved By:

 AQUAY VIRGINIA ARCILLA
 Date: 2019-08-15 15:14: