

STATEMENT OF APPROPRIATIONS, ALLOTMENTS, OBLIGATIONS, DISBURSEMENTS AND BALANCES

As at the Quarter Ending December 31, 2019

Department : Presidential Communications Operations Office (PCOO)
 Agency/Entity : News and Information Bureau
 Operating Unit : < not applicable >
 Organization Code : 25 005 000000
 Fund Cluster : 01 Regular Agency Fund

X	Current Year Appropriation
	Supplemental Appropriation
	Continuing Appropriation

(e.g. UACS Fund Cluster: 01-Regular Agency Fund, 02-Foreign Assisted Projects Fund, 03-Special Account-Locally Funded/Domestic Grants Fund, and 04-Special Account-Foreign Assisted/Foreign Grants Fund)

Particulars	UACS CODE	Appropriations			Allotments					Current Year Obligations					Current Year Disbursements					Balances				
		Authorized Appropriations	Adjustments (Transfer To/From)	Adjusted Appropriations	Allotments Received	Adjustments (Reductions)	Transfer To	Transfer From	Adjusted Total Allotments	1st Quarter Ending March 31	2nd Quarter Ending June 30	3rd Quarter Ending Sept. 30	4th Quarter Ending Dec. 31	TOTAL	1st Quarter Ending March 31	2nd Quarter Ending June 30	3rd Quarter Ending Sept. 30	4th Quarter Ending Dec. 31	TOTAL	Unreleased Appro	Unobligated Allotments	Unpaid Obligations (15-20)=(23+24)		
		3	4	5=(3+4)	6	7	8	9	10=[(6+(-)7)-8+9]	11	12	13	14	15=(11+12+13+14)	16	17	18	19	20=(16+17+18+19)	21	22	23	24	
I. Agency Specific Budget		117,718,000.00	0.00	117,718,000.00	114,973,720.00	0.00	0.00	0.00	114,973,720.00	23,757,579.60	31,865,578.30	27,594,866.47	31,055,191.32	114,273,213.69	21,632,201.61	28,744,258.20	25,967,024.20	29,577,024.14	105,920,508.15	2,744,280.00	700,506.31	0.00	8,352,705.54	
General Administration and Support	10000000000000	24,355,000.00	0.00	24,355,000.00	21,610,720.00	0.00	0.00	0.00	21,610,720.00	4,775,811.58	5,357,021.29	4,380,457.71	6,770,413.38	21,283,703.96	3,789,303.00	4,539,754.04	4,300,348.88	5,687,511.40	18,316,917.12	2,744,280.00	327,016.04	0.00	2,966,786.84	
General management and supervision	100000100001000	20,390,000.00	0.00	20,390,000.00	20,390,000.00	0.00	0.00	0.00	20,390,000.00	4,775,811.58	5,090,164.29	4,343,435.71	5,853,572.38	20,062,983.96	3,789,303.00	4,272,897.04	4,263,326.88	4,770,670.40	17,096,197.12	0.00	327,016.04	0.00	2,966,786.84	
PS		10,884,000.00	0.00	10,884,000.00	10,884,000.00	0.00	0.00	0.00	10,884,000.00	2,311,910.99	3,224,941.71	2,233,710.22	3,026,441.91	10,797,004.83	2,299,727.15	3,152,640.03	2,206,940.09	3,095,874.11	10,755,181.38	0.00	86,995.17	0.00	41,823.45	
MOOE		8,126,000.00	0.00	8,126,000.00	8,126,000.00	0.00	0.00	0.00	8,126,000.00	2,361,400.59	1,759,023.58	2,027,325.49	2,548,524.47	8,696,274.13	1,489,575.85	1,120,257.01	2,056,386.59	1,674,796.29	6,341,015.74	0.00	(570,274.13)	0.00	2,355,258.39	
CO		1,380,000.00	0.00	1,380,000.00	1,380,000.00	0.00	0.00	0.00	1,380,000.00	102,500.00	106,199.00	82,400.00	278,606.00	569,705.00	0.00	0.00	0.00	0.00	0.00	0.00	810,295.00	0.00	569,705.00	
Administration of Personnel Benefits	100000100002000	3,965,000.00	0.00	3,965,000.00	1,220,720.00	0.00	0.00	0.00	1,220,720.00	0.00	266,857.00	37,022.00	916,841.00	1,220,720.00	0.00	266,857.00	37,022.00	916,841.00	1,220,720.00	2,744,280.00	0.00	0.00	0.00	
PS		3,965,000.00	0.00	3,965,000.00	1,220,720.00	0.00	0.00	0.00	1,220,720.00	0.00	266,857.00	37,022.00	916,841.00	1,220,720.00	0.00	266,857.00	37,022.00	916,841.00	1,220,720.00	2,744,280.00	0.00	0.00	0.00	
Sub-Total, General Administration and Support		24,355,000.00	0.00	24,355,000.00	21,610,720.00	0.00	0.00	0.00	21,610,720.00	4,775,811.58	5,357,021.29	4,380,457.71	6,770,413.38	21,283,703.96	3,789,303.00	4,539,754.04	4,300,348.88	5,687,511.40	18,316,917.12	2,744,280.00	327,016.04	0.00	2,966,786.84	
PS		14,849,000.00	0.00	14,849,000.00	12,104,720.00	0.00	0.00	0.00	12,104,720.00	2,311,910.99	3,491,798.71	2,270,732.22	3,943,282.91	12,017,724.83	2,299,727.15	3,419,497.03	2,243,962.09	4,012,715.11	11,975,901.38	2,744,280.00	86,995.17	0.00	41,823.45	
MOOE		8,126,000.00	0.00	8,126,000.00	8,126,000.00	0.00	0.00	0.00	8,126,000.00	2,361,400.59	1,759,023.58	2,027,325.49	2,548,524.47	8,696,274.13	1,489,575.85	1,120,257.01	2,056,386.59	1,674,796.29	6,341,015.74	0.00	(570,274.13)	0.00	2,355,258.39	
FinEx (if Applicable)		0.00	0.00	0.00	0.00	0.00	0.00	0.00	0.00	0.00	0.00	0.00	0.00	0.00	0.00	0.00	0.00	0.00	0.00	0.00	0.00	0.00	0.00	
CO		1,380,000.00	0.00	1,380,000.00	1,380,000.00	0.00	0.00	0.00	1,380,000.00	102,500.00	106,199.00	82,400.00	278,606.00	569,705.00	0.00	0.00	0.00	0.00	0.00	0.00	0.00	810,295.00	0.00	569,705.00
Operations	3000000000000000	93,363,000.00	0.00	93,363,000.00	93,363,000.00	0.00	0.00	0.00	93,363,000.00	18,981,788.02	26,508,555.01	23,214,408.76	24,284,777.94	92,989,509.73	17,842,898.61	24,204,504.16	21,666,675.52	23,889,512.74	87,603,591.03	0.00	373,490.27	0.00	5,385,918.70	
OO : Public access, engagement and understanding of Presidential policies and government programs achieved		93,363,000.00	0.00	93,363,000.00	93,363,000.00	0.00	0.00	0.00	93,363,000.00	18,981,788.02	26,508,555.01	23,214,408.76	24,284,777.94	92,989,509.73	17,842,898.61	24,204,504.16	21,666,675.52	23,889,512.74	87,603,591.03	0.00	373,490.27	0.00	5,385,918.70	
GOVERNMENT NEWS INFORMATION AND MEDIA SERVICES PROGRAM		93,363,000.00	0.00	93,363,000.00	93,363,000.00	0.00	0.00	0.00	93,363,000.00	18,981,788.02	26,508,555.01	23,214,408.76	24,284,777.94	92,989,509.73	17,842,898.61	24,204,504.16	21,666,675.52	23,889,512.74	87,603,591.03	0.00	373,490.27	0.00	5,385,918.70	
Provision of media coverage of Presidential activities and media relations and accreditation	310100100001000	33,902,000.00	0.00	33,902,000.00	33,902,000.00	0.00	0.00	0.00	33,902,000.00	6,521,106.18	9,427,835.05	8,382,247.60	8,306,287.23	32,837,476.06	6,006,745.90	8,044,781.00	7,036,867.55	8,388,534.77	29,476,929.22	0.00	1,264,523.94	0.00	3,160,546.84	
PS		20,316,000.00	0.00	20,316,000.00	20,316,000.00	0.00	0.00	0.00	20,316,000.00	4,128,095.21	5,780,294.89	4,101,151.73	5,554,499.89	19,564,041.72	4,053,589.13	5,629,994.74	4,158,408.17	5,712,894.71	19,554,886.75	0.00	751,958.28	0.00	9,154.87	
MOOE		13,251,000.00	0.00	13,251,000.00	13,251,000.00	0.00	0.00	0.00	13,251,000.00	2,393,010.97	3,647,540.16	4,281,095.87	2,751,787.34	13,073,434.34	1,953,156.77	2,414,786.26	2,878,459.38	2,675,640.06	9,922,042.47	0.00	177,565.66	0.00	3,151,391.87	
CO		335,000.00	0.00	335,000.00	335,000.00	0.00	0.00	0.00	335,000.00	0.00	0.00	0.00	0.00	0.00	0.00	0.00	0.00	0.00	0.00	0.00	335,000.00	0.00	0.00	
Provision of daily news and services to domestic and foreign public on the activities of the government and the Presidency	310100100002000	59,461,000.00	0.00	59,461,000.00	59,461,000.00	0.00	0.00	0.00	59,461,000.00	12,460,661.84	17,080,719.96	14,832,161.16	15,978,490.71	60,352,033.67	11,836,152.71	16,159,723.16	14,629,807.97	15,500,977.97	58,126,661.81	0.00	(891,033.87)	0.00	2,225,371.86	
PS		44,591,000.00	0.00	44,591,000.00	44,591,000.00	0.00	0.00	0.00	44,591,000.00	9,322,492.18	12,894,495.37	11,102,841.71	12,455,187.20	45,775,016.46	9,187,787.43	13,326,726.28	11,175,630.29	11,910,031.68	45,600,155.68	0.00	(1,184,016.46)	0.00	174,860.78	
MOOE		14,870,000.00	0.00	14,870,000.00	14,870,000.00	0.00	0.00	0.00	14,870,000.00	3,138,169.66	4,186,224.59	3,729,319.45	3,523,303.51	14,577,017.21	2,648,385.28	2,832,996.88	3,454,177.88	3,590,946.29	12,526,506.13	0.00	292,982.79	0.00	2,050,511.08	

Department : Presidential Communications Operations Office (PCOO)
 Agency/Entity : News and Information Bureau
 Operating Unit : < not applicable >
 Organization Code : 25 005 0000000
 Fund Cluster : 01 Regular Agency Fund

X	Current Year Appropriations
	Supplemental Appropriations
	Continuing Appropriations

(e.g. UACS Fund Cluster: 01-Regular Agency Fund, 02-Foreign Assisted Projects Fund, 03-Special Account-Locally Funded/Domestic Grants Fund, and 04-Special Account-Foreign Assisted/Foreign Grants Fund)

Particulars	UACS CODE	Appropriations			Allotments			Current Year Obligations					Current Year Disbursements					Balances					
		Authorized Appropriations	Adjustments (Transfer To/From)	Adjusted Appropriations	Allotments Received	Adjustments (Reductions)	Transfer To	Transfer From	Adjusted Total Allotments	1st Quarter Ending March 31	2nd Quarter Ending June 30	3rd Quarter Ending Sept. 30	4th Quarter Ending Dec. 31	TOTAL	1st Quarter Ending March 31	2nd Quarter Ending June 30	3rd Quarter Ending Sept. 30	4th Quarter Ending Dec. 31	TOTAL	Unreleased Appro	Unobligated Allotments	Unpaid Obligations (15-20)=(23+24)	
		3	4	5=(3+4)	6	7	8	9	10=[(6+(-)7-8+9)]	11	12	13	14	15=[(11+12+13+14)]	16	17	18	19	20=[(16+17+18+19)]	21	22	23	24
Sub-Total, Operations		93,363,000.00	0.00	93,363,000.00	93,363,000.00	0.00	0.00	0.00	93,363,000.00	18,981,768.02	26,508,555.01	23,214,408.76	24,284,777.94	92,989,509.73	17,842,898.61	24,204,504.16	21,666,875.52	23,889,512.74	87,603,591.03	0.00	373,490.27	0.00	5,385,918.70
PS		64,907,000.00	0.00	64,907,000.00	64,907,000.00	0.00	0.00	0.00	64,907,000.00	13,450,587.39	18,674,790.26	15,203,993.44	18,009,687.09	65,339,058.18	13,241,356.56	18,956,721.02	15,334,038.46	17,622,926.39	65,155,042.43	0.00	(432,058.18)	0.00	184,015.75
MOOE		28,121,000.00	0.00	28,121,000.00	28,121,000.00	0.00	0.00	0.00	28,121,000.00	5,531,180.63	7,833,764.75	8,010,415.32	6,275,090.85	27,650,451.55	4,601,542.05	5,247,783.14	6,332,637.06	6,266,586.35	22,448,548.60	0.00	470,548.45	0.00	5,201,902.95
FinEx (If Applicable)		0.00	0.00	0.00	0.00	0.00	0.00	0.00	0.00	0.00	0.00	0.00	0.00	0.00	0.00	0.00	0.00	0.00	0.00	0.00	0.00	0.00	0.00
CO		335,000.00	0.00	335,000.00	335,000.00	0.00	0.00	0.00	335,000.00	0.00	0.00	0.00	0.00	0.00	0.00	0.00	0.00	0.00	0.00	0.00	335,000.00	0.00	0.00
Sub-Total, I. Agency Specific Budget		117,718,000.00	0.00	117,718,000.00	114,973,720.00	0.00	0.00	0.00	114,973,720.00	23,757,579.60	31,865,576.30	27,594,866.47	31,055,191.32	114,273,213.69	21,632,201.61	28,744,258.20	25,967,024.20	29,577,024.14	105,920,508.15	2,744,280.00	700,508.31	0.00	8,352,705.54
PS		79,759,000.00	0.00	79,759,000.00	77,011,720.00	0.00	0.00	0.00	77,011,720.00	15,762,498.38	22,166,588.97	17,474,725.66	21,952,970.00	77,356,783.01	15,541,083.71	22,376,218.05	17,578,000.55	21,635,641.50	77,130,943.81	2,744,280.00	(345,063.01)	0.00	225,839.20
MOOE		36,247,000.00	0.00	36,247,000.00	36,247,000.00	0.00	0.00	0.00	36,247,000.00	7,892,581.22	9,592,788.33	10,037,740.81	8,823,615.32	36,346,725.68	6,091,117.90	6,368,040.15	8,389,023.65	7,941,382.64	28,789,564.34	0.00	(99,725.68)	0.00	7,557,161.34
FinEx (If Applicable)		0.00	0.00	0.00	0.00	0.00	0.00	0.00	0.00	0.00	0.00	0.00	0.00	0.00	0.00	0.00	0.00	0.00	0.00	0.00	0.00	0.00	0.00
CO		1,715,000.00	0.00	1,715,000.00	1,715,000.00	0.00	0.00	0.00	1,715,000.00	102,500.00	106,199.00	82,400.00	278,606.00	569,705.00	0.00	0.00	0.00	0.00	0.00	0.00	1,145,295.00	0.00	569,705.00
II. Automatic Appropriations		6,959,000.00	0.00	6,959,000.00	6,959,000.00	0.00	0.00	0.00	6,959,000.00	1,626,321.37	1,257,339.45	2,268,150.81	1,919,000.00	7,070,811.63	1,626,321.29	1,257,339.45	2,268,150.81	1,919,000.00	7,070,811.55	0.00	(111,811.63)	0.00	0.00
Specific Budgets of National Government Agencies		6,959,000.00	0.00	6,959,000.00	6,959,000.00	0.00	0.00	0.00	6,959,000.00	1,626,321.37	1,257,339.45	2,268,150.81	1,919,000.00	7,070,811.63	1,626,321.29	1,257,339.45	2,268,150.81	1,919,000.00	7,070,811.55	0.00	(111,811.63)	0.00	0.00
Retirement and Life Insurance Premiums		6,959,000.00	0.00	6,959,000.00	6,959,000.00	0.00	0.00	0.00	6,959,000.00	1,626,321.37	1,257,339.45	2,268,150.81	1,919,000.00	7,070,811.63	1,626,321.29	1,257,339.45	2,268,150.81	1,919,000.00	7,070,811.55	0.00	(111,811.63)	0.00	0.00
PS		6,959,000.00	0.00	6,959,000.00	6,959,000.00	0.00	0.00	0.00	6,959,000.00	1,626,321.37	1,257,339.45	2,268,150.81	1,919,000.00	7,070,811.63	1,626,321.29	1,257,339.45	2,268,150.81	1,919,000.00	7,070,811.55	0.00	(111,811.63)	0.00	0.00
Sub-total II. Automatic Appropriations		6,959,000.00	0.00	6,959,000.00	6,959,000.00	0.00	0.00	0.00	6,959,000.00	1,626,321.37	1,257,339.45	2,268,150.81	1,919,000.00	7,070,811.63	1,626,321.29	1,257,339.45	2,268,150.81	1,919,000.00	7,070,811.55	0.00	(111,811.63)	0.00	0.00
PS		6,959,000.00	0.00	6,959,000.00	6,959,000.00	0.00	0.00	0.00	6,959,000.00	1,626,321.37	1,257,339.45	2,268,150.81	1,919,000.00	7,070,811.63	1,626,321.29	1,257,339.45	2,268,150.81	1,919,000.00	7,070,811.55	0.00	(111,811.63)	0.00	0.00
MOOE		0.00	0.00	0.00	0.00	0.00	0.00	0.00	0.00	0.00	0.00	0.00	0.00	0.00	0.00	0.00	0.00	0.00	0.00	0.00	0.00	0.00	0.00
FinEx		0.00	0.00	0.00	0.00	0.00	0.00	0.00	0.00	0.00	0.00	0.00	0.00	0.00	0.00	0.00	0.00	0.00	0.00	0.00	0.00	0.00	0.00
CO		0.00	0.00	0.00	0.00	0.00	0.00	0.00	0.00	0.00	0.00	0.00	0.00	0.00	0.00	0.00	0.00	0.00	0.00	0.00	0.00	0.00	0.00
III. Special Purpose Fund		0.00	3,183,158.00	3,183,158.00	0.00	3,183,158.00	0.00	0.00	3,183,158.00	482,789.00	477,441.00	61,184.00	2,161,744.00	3,183,158.00	482,789.00	477,441.00	61,184.00	2,161,744.00	3,183,158.00	0.00	0.00	0.00	0.00
Miscellaneous Personnel Benefits Fund		0.00	2,142,249.00	2,142,249.00	0.00	2,142,249.00	0.00	0.00	2,142,249.00	0.00	0.00	0.00	2,142,249.00	2,142,249.00	0.00	0.00	0.00	2,142,249.00	2,142,249.00	0.00	0.00	0.00	0.00
PS		0.00	2,142,249.00	2,142,249.00	0.00	2,142,249.00	0.00	0.00	2,142,249.00	0.00	0.00	0.00	2,142,249.00	2,142,249.00	0.00	0.00	0.00	2,142,249.00	2,142,249.00	0.00	0.00	0.00	0.00
Pension and Gratuity Fund		0.00	1,040,909.00	1,040,909.00	0.00	1,040,909.00	0.00	0.00	1,040,909.00	482,789.00	477,441.00	61,184.00	19,495.00	1,040,909.00	482,789.00	477,441.00	61,184.00	19,495.00	1,040,909.00	0.00	0.00	0.00	0.00
PS		0.00	1,040,909.00	1,040,909.00	0.00	1,040,909.00	0.00	0.00	1,040,909.00	482,789.00	477,441.00	61,184.00	19,495.00	1,040,909.00	482,789.00	477,441.00	61,184.00	19,495.00	1,040,909.00	0.00	0.00	0.00	0.00
Sub-Total III. Special Purpose Fund		0.00	3,183,158.00	3,183,158.00	0.00	3,183,158.00	0.00	0.00	3,183,158.00	482,789.00	477,441.00	61,184.00	2,161,744.00	3,183,158.00	482,789.00	477,441.00	61,184.00	2,161,744.00	3,183,158.00	0.00	0.00	0.00	0.00
PS		0.00	3,183,158.00	3,183,158.00	0.00	3,183,158.00	0.00	0.00	3,183,158.00	482,789.00	477,441.00	61,184.00	2,161,744.00	3,183,158.00	482,789.00	477,441.00	61,184.00	2,161,744.00	3,183,158.00	0.00	0.00	0.00	0.00
MOOE		0.00	0.00	0.00	0.00	0.00	0.00	0.00	0.00	0.00	0.00	0.00	0.00	0.00	0.00	0.00	0.00	0.00	0.00	0.00	0.00	0.00	0.00
FinEx		0.00	0.00	0.00	0.00	0.00	0.00	0.00	0.00	0.00	0.00	0.00	0.00	0.00	0.00	0.00	0.00	0.00	0.00	0.00	0.00	0.00	0.00
CO		0.00	0.00	0.00	0.00	0.00	0.00	0.00	0.00	0.00	0.00	0.00	0.00	0.00	0.00	0.00	0.00	0.00	0.00	0.00	0.00	0.00	0.00
GRAND TOTAL		124,677,000.00	3,183,158.00	127,860,158.00	121,932,720.00	3,183,158.00	0.00	0.00	125,115,878.00	25,866,689.97	33,600,356.75	29,924,201.28	35,135,935.32	124,527,183.32	23,741,311.90	30,479,038.65	28,285,359.01	33,657,768.14	116,174,477.70	2,744,280.00	588,694.68	0.00	8,352,705.62
PS		86,715,000.00	3,183,158.00	89,898,158.00	83,970,720.00	3,183,158.00	0.00	0.00	87,153,878.00	17,871,608.75	23,901,369.42	19,804,060.47	26,033,714.00	87,610,752.64	17,650,194.00	24,110,998.50	19,907,335.36	25,716,385.50	87,384,913.36	2,744,280.00	(458,874.64)	0.00	225,839.28
MOOE		36,247,000.00	0.00	36,247,000.00	36,247,000.00	0.00	0.00	0.00	36,247,000.00	7,892,581.22	9,592,788.33	10,037,740.81	8,823,615.32	36,346,725.68	6,091,117.90	6,368,040.15	8,389,023.65	7,941,382.64	28,789,564.34	0.00	(99,725.68)	0.00	7,557,161.34

Department : Presidential Communications Operations Office (PCOO)
 Agency/Entity : News and Information Bureau
 Operating Unit : < not applicable >
 Organization Code : 25 005 0000000
 Fund Cluster : 01 Regular Agency Fund

X	Current Year Appro

(e.g. UACS Fund Cluster: 01-Regular Agency Fund, 02-Foreign Assisted Projects Fund, 03-Special Account-Locally Funded/Domestic Grants Fund, and 04-Special Account-Foreign Assisted/Foreign Grants Fund)

Particulars	UACS CODE	Appropriations			Allotments					Current Year Obligations					Current Year Disbursements					Balances				
		Authorized Appropriations	Adjustments (Transfer To/From)	Adjusted Appropriations	Allotments Received	Adjustments (Reductions)	Transfer To	Transfer From	Adjusted Total Allotments	1st Quarter Ending March 31	2nd Quarter Ending June 30	3rd Quarter Ending Sept. 30	4th Quarter Ending Dec. 31	TOTAL	1st Quarter Ending March 31	2nd Quarter Ending June 30	3rd Quarter Ending Sept. 30	4th Quarter Ending Dec. 31	TOTAL	Unreleased Appro	Unobligated Allotments	Unpaid Obligations (15-20)=(23+24)		
																						Due and Demandable	Not Yet Due and Demandable	
1	2	3	4	5=(3+4)	6	7	8	9	10=[(6+(-)7)-8+9]	11	12	13	14	15=(11+12+13+14)	16	17	18	19	20=(16+17+18+19)	21	22	23	24	
CO		1,715,000.00	0.00	1,715,000.00	1,715,000.00	0.00	0.00	0.00	1,715,000.00	102,500.00	106,199.00	82,400.00	278,606.00	569,705.00	0.00	0.00	0.00	0.00	0.00	0.00	1,145,295.00	0.00	0.00	569,705.00

Recapitulation by OO:


I. Agency Specific Budget	Authorized Appropriations	Adjustments (Transfer To/From)	Adjusted Appropriations	Allotments Received	Adjustments (Reductions)	Transfer To	Transfer From	Adjusted Total Allotments	1st Quarter Ending March 31	2nd Quarter Ending June 30	3rd Quarter Ending Sept. 30	4th Quarter Ending Dec. 31	TOTAL	1st Quarter Ending March 31	2nd Quarter Ending June 30	3rd Quarter Ending Sept. 30	4th Quarter Ending Dec. 31	TOTAL	Unreleased Appro	Unobligated Allotments	Due and Demandable	Not Yet Due and Demandable
GOVERNMENT NEWS INFORMATION AND MEDIA SERVICES PROGRAM	93,363,000.00	0.00	93,363,000.00	93,363,000.00	0.00	0.00	0.00	93,363,000.00	18,981,768.02	26,508,555.01	23,214,408.76	24,284,777.94	92,989,509.73	17,842,898.61	24,204,504.16	21,666,675.52	23,889,512.74	87,603,591.03	0.00	373,490.27	0.00	5,385,918.70

Certified Correct:


 DATILES MARILOU CLARO
 Budget Officer

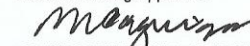
Date: 2020-02-18
 10:52:27.0

Certified Correct:


 JAVONILLO LOIDA DOFREDO
 Acting Head - Accounting Section

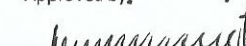
Date: 2020-02-18

Recommending Approval:


 CAJUGAN MELINA OLIVER
 Acting Head - FAD

Date: 2020-02-18

Approved by:


 AGUIRRE VIRGINIA ARCILLA
 Director IV

Date: 2020-02-18