

STATEMENT OF APPROPRIATIONS, ALLOTMENTS, OBLIGATIONS, DISBURSEMENTS AND BALANCES
As at the Quarter Ending September 30, 2019

SX AODB

Department : Presidential Communications Operations Office (PCOO)
 Agency/Entity : News and Information Bureau
 Operating Unit : < not applicable >
 Organization Code : 25 005 0000000
 Fund Cluster : 01 Regular Agency Fund
 (e.g. UACS Fund Cluster: 01-Regular Agency Fund, 02-Foreign Assisted Projects Fund, 03-Special Account-Locally Funded/Domestic Grants Fund, and 04-Special Account-Foreign Assisted/Foreign Grants Fund)

X	Current Year Appropriations
	Supplemental Appropriations
	Continuing Appropriations

Particulars	UACS CODE	Appropriations			Allotments					Current Year Obligations					Current Year Disbursements					Balances			
		Authorized Appropriations	Adjustments (Transfer To/From)	Adjusted Appropriations	Allotments Received	Adjustments (Reductions)	Transfer To	Transfer From	Adjusted Total Allotments	1st Quarter Ending March 31	2nd Quarter Ending June 30	3rd Quarter Ending Sept. 30	4th Quarter Ending	TOTAL	1st Quarter Ending March 31	2nd Quarter Ending June 30	3rd Quarter Ending Sept. 30	4th Quarter Ending Dec. 31	TOTAL	Unreleased Appro	Unobligated Allotments	Unpaid Obligations (15-20)=(23+24)	
		3	4	5=(3+4)	6	7	8	9	10=[(6+(-)7)-8+9]	11	12	13	14	15=(11+12+13+14)	16	17	18	19	20=(16+17+18+19)	21	22	23	24
I. Agency Specific Budget		117,718,000.00	0.00	117,718,000.00	114,056,879.00	0.00	0.00	0.00	114,056,879.00	23,757,579.60	32,707,400.05	27,557,844.47	0.00	84,022,824.12	18,874,668.94	29,016,853.02	25,930,002.20	0.00	73,821,524.16	3,661,121.00	30,034,054.88	0.00	10,201,299.96
General Administration and Support	10000000000000000000	24,355,000.00	0.00	24,355,000.00	20,693,879.00	0.00	0.00	0.00	20,693,879.00	4,775,811.58	5,243,934.66	4,343,435.71	0.00	14,363,181.95	4,710,790.58	4,512,666.41	4,263,326.68	0.00	13,486,783.67	3,661,121.00	6,330,697.05	0.00	876,398.28
General management and supervision	1000001000001000	20,390,000.00	0.00	20,390,000.00	20,390,000.00	0.00	0.00	0.00	20,390,000.00	4,775,811.58	5,243,934.66	4,343,435.71	0.00	14,363,181.95	4,710,790.58	4,512,666.41	4,263,326.68	0.00	13,486,783.67	0.00	2,959,666.71	0.00	99,071.81
PS		10,884,000.00	0.00	10,884,000.00	10,884,000.00	0.00	0.00	0.00	10,884,000.00	2,311,910.99	3,378,712.08	2,233,710.22	0.00	7,924,333.29	2,311,910.99	3,306,410.40	2,206,940.09	0.00	7,825,261.48	0.00	2,959,666.71	0.00	99,071.81
MOOE		8,126,000.00	0.00	8,126,000.00	8,126,000.00	0.00	0.00	0.00	8,126,000.00	2,361,400.59	1,759,023.58	2,027,325.49	0.00	6,147,749.66	2,361,400.59	1,120,257.01	2,056,386.59	0.00	5,538,044.19	0.00	1,978,260.34	0.00	609,705.47
CO		1,380,000.00	0.00	1,380,000.00	1,380,000.00	0.00	0.00	0.00	1,380,000.00	102,500.00	106,199.00	82,400.00	0.00	291,099.00	37,479.00	85,999.00	0.00	0.00	123,478.00	0.00	1,088,901.00	0.00	167,621.00
Administration of Personnel Benefits	1000001000002000	3,965,000.00	0.00	3,965,000.00	303,879.00	0.00	0.00	0.00	303,879.00	0.00	0.00	0.00	0.00	0.00	0.00	0.00	0.00	0.00	0.00	3,661,121.00	303,879.00	0.00	0.00
PS		3,965,000.00	0.00	3,965,000.00	303,879.00	0.00	0.00	0.00	303,879.00	0.00	0.00	0.00	0.00	0.00	0.00	0.00	0.00	0.00	0.00	3,661,121.00	303,879.00	0.00	0.00
Sub-total, General Administration and Support		24,355,000.00	0.00	24,355,000.00	20,693,879.00	0.00	0.00	0.00	20,693,879.00	4,775,811.58	5,243,934.66	4,343,435.71	0.00	14,363,181.95	4,710,790.58	4,512,666.41	4,263,326.68	0.00	13,486,783.67	3,661,121.00	6,330,697.05	0.00	876,398.28
PS		14,849,000.00	0.00	14,849,000.00	11,187,879.00	0.00	0.00	0.00	11,187,879.00	2,311,910.99	3,378,712.08	2,233,710.22	0.00	7,924,333.29	2,311,910.99	3,306,410.40	2,206,940.09	0.00	7,825,261.48	3,661,121.00	3,263,545.71	0.00	99,071.81
MOOE		8,126,000.00	0.00	8,126,000.00	8,126,000.00	0.00	0.00	0.00	8,126,000.00	2,361,400.59	1,759,023.58	2,027,325.49	0.00	6,147,749.66	2,361,400.59	1,120,257.01	2,056,386.59	0.00	5,538,044.19	0.00	1,978,260.34	0.00	609,705.47
FinEx (if Applicable)		0.00	0.00	0.00	0.00	0.00	0.00	0.00	0.00	0.00	0.00	0.00	0.00	0.00	0.00	0.00	0.00	0.00	0.00	0.00	0.00	0.00	0.00
CO		1,380,000.00	0.00	1,380,000.00	1,380,000.00	0.00	0.00	0.00	1,380,000.00	102,500.00	106,199.00	82,400.00	0.00	291,099.00	37,479.00	85,999.00	0.00	0.00	123,478.00	0.00	1,088,901.00	0.00	167,621.00
Operations	30000000000000000000	93,363,000.00	0.00	93,363,000.00	93,363,000.00	0.00	0.00	0.00	93,363,000.00	18,981,768.02	27,463,465.39	23,214,408.76	0.00	69,659,642.17	14,163,878.36	24,504,186.61	21,666,675.52	0.00	60,334,740.49	0.00	23,703,357.83	0.00	9,324,901.68
CO : Public access, engagement and understanding of Presidential policies and government programs achieved		93,363,000.00	0.00	93,363,000.00	93,363,000.00	0.00	0.00	0.00	93,363,000.00	18,981,768.02	27,463,465.39	23,214,408.76	0.00	69,659,642.17	14,163,878.36	24,504,186.61	21,666,675.52	0.00	60,334,740.49	0.00	23,703,357.83	0.00	9,324,901.68
GOVERNMENT NEWS INFORMATION AND MEDIA SERVICES PROGRAM		93,363,000.00	0.00	93,363,000.00	93,363,000.00	0.00	0.00	0.00	93,363,000.00	18,981,768.02	27,463,465.39	23,214,408.76	0.00	69,659,642.17	14,163,878.36	24,504,186.61	21,666,675.52	0.00	60,334,740.49	0.00	23,703,357.83	0.00	9,324,901.68
Provision of media coverage of Presidential activities and media relations and accreditation	3101001000001000	33,902,000.00	0.00	33,902,000.00	33,902,000.00	0.00	0.00	0.00	33,902,000.00	6,521,106.18	9,727,517.50	8,382,247.60	0.00	24,630,871.28	2,805,106.18	8,344,463.45	7,036,867.55	0.00	18,186,437.18	0.00	9,271,128.72	0.00	6,444,434.10
PS		20,316,000.00	0.00	20,316,000.00	20,316,000.00	0.00	0.00	0.00	20,316,000.00	4,128,095.21	6,079,977.34	4,101,151.73	0.00	14,309,224.28	4,128,095.21	5,929,677.19	4,158,408.17	0.00	10,500,180.57	0.00	6,006,775.72	0.00	3,809,043.71
MOOE		13,251,000.00	0.00	13,251,000.00	13,251,000.00	0.00	0.00	0.00	13,251,000.00	2,393,010.97	3,647,540.16	4,281,095.87	0.00	10,321,647.00	2,393,010.97	2,414,786.26	2,878,459.38	0.00	7,686,256.61	0.00	2,929,353.00	0.00	2,635,390.39
CO		335,000.00	0.00	335,000.00	335,000.00	0.00	0.00	0.00	335,000.00	0.00	0.00	0.00	0.00	0.00	0.00	0.00	0.00	0.00	0.00	0.00	335,000.00	0.00	0.00
Provision of daily news and services to both local and foreign public on the activities of the government and the Presidency	3101001000002000	59,461,000.00	0.00	59,461,000.00	59,461,000.00	0.00	0.00	0.00	59,461,000.00	12,460,661.84	17,735,947.89	14,832,161.16	0.00	45,028,770.89	11,358,772.18	16,159,723.16	14,629,807.97	0.00	42,148,303.31	0.00	14,432,229.11	0.00	2,880,467.58
PS		44,591,000.00	0.00	44,591,000.00	44,591,000.00	0.00	0.00	0.00	44,591,000.00	9,322,492.18	13,549,723.30	11,102,841.71	0.00	33,975,057.19	9,322,492.18	13,326,726.28	11,175,630.29	0.00	33,824,848.75	0.00	10,615,942.81	0.00	150,208.44
MOOE		14,870,000.00	0.00	14,870,000.00	14,870,000.00	0.00	0.00	0.00	14,870,000.00	3,138,169.66	4,186,224.59	3,729,319.45	0.00	11,053,713.70	2,036,280.00	2,832,996.88	3,454,177.68	0.00	8,323,454.56	0.00	3,816,286.30	0.00	2,730,259.14

Department : Presidential Communications Operations Office (PCOO)

Agency/Entity : News and Information Bureau

Operating Unit : < not applicable >

Organization Code : 25 005 0000000

Fund Cluster : 01 Regular Agency Fund

(e.g. UACS Fund Cluster: 01-Regular Agency Fund, 02-Foreign Assisted Projects Fund, 03-Special Account-Locally Funded/Domestic Grants Fund, and 04-Special Account-Foreign Assisted/Foreign Grants Fund)

X	Current Year Appropriations
	Supplemental Appropriations
	Continuing Appropriations

Particulars	UACS CODE	Appropriations			Allotments					Current Year Obligations					Current Year Disbursements					Balances			
		Authorized Appropriations	Adjustments (Transfer To/From)	Adjusted Appropriations	Allotments Received	Adjustments (Reductions)	Transfer To	Transfer From	Adjusted Total Allotments	1st Quarter Ending March 31	2nd Quarter Ending June 30	3rd Quarter Ending Sept. 30	4th Quarter Ending	TOTAL	1st Quarter Ending March 31	2nd Quarter Ending June 30	3rd Quarter Ending Sept. 30	4th Quarter Ending Dec. 31	TOTAL	Unreleased Appro	Unobligated Allotments	Unpaid Obligations (15-20)=(23+24)	
		3	4	5=(3+4)	6	7	8	9	10=[(6+(-)-7)-8+9]	11	12	13	14	15=(11+12+13+14)	16	17	18	19	20=(16+17+18+19)	21	22	23	24
Sub-Total, Operations		93,363,000.00	0.00	93,363,000.00	93,363,000.00	0.00	0.00	0.00	93,363,000.00	18,981,768.02	27,463,465.39	23,214,408.76	0.00	69,659,642.17	14,163,878.36	24,504,186.61	21,666,675.52	0.00	60,334,740.49	0.00	23,703,357.83	0.00	9,324,901.68
PS		64,907,000.00	0.00	64,907,000.00	64,907,000.00	0.00	0.00	0.00	64,907,000.00	13,450,587.39	19,629,700.64	15,203,993.44	0.00	48,284,281.47	9,734,587.39	19,256,403.47	15,334,038.46	0.00	44,325,029.32	0.00	16,622,718.53	0.00	3,959,252.15
MOOE		28,121,000.00	0.00	28,121,000.00	28,121,000.00	0.00	0.00	0.00	28,121,000.00	5,531,180.63	7,833,764.75	8,010,415.32	0.00	21,375,360.70	4,429,290.97	5,247,783.14	6,332,637.06	0.00	16,009,711.17	0.00	6,745,639.30	0.00	5,365,649.53
FinEx (if Applicable)		0.00	0.00	0.00	0.00	0.00	0.00	0.00	0.00	0.00	0.00	0.00	0.00	0.00	0.00	0.00	0.00	0.00	0.00	0.00	0.00	0.00	0.00
CO		335,000.00	0.00	335,000.00	335,000.00	0.00	0.00	0.00	335,000.00	0.00	0.00	0.00	0.00	0.00	0.00	0.00	0.00	0.00	0.00	0.00	335,000.00	0.00	0.00
Sub-Total, I. Agency Specific Budget		117,718,000.00	0.00	117,718,000.00	114,056,879.00	0.00	0.00	0.00	114,056,879.00	23,757,579.60	32,707,400.05	27,557,844.47	0.00	84,022,824.12	18,874,668.94	29,016,853.02	25,930,002.20	0.00	73,821,524.16	3,661,121.00	30,034,054.86	0.00	10,201,299.96
PS		79,756,000.00	0.00	79,756,000.00	76,094,879.00	0.00	0.00	0.00	76,094,879.00	15,762,498.38	23,008,412.72	17,437,703.66	0.00	56,208,614.76	12,046,498.38	22,562,813.87	17,540,978.55	0.00	52,150,290.80	3,661,121.00	19,986,264.24	0.00	4,058,323.96
MOOE		36,247,000.00	0.00	36,247,000.00	36,247,000.00	0.00	0.00	0.00	36,247,000.00	7,892,581.22	9,592,788.33	10,037,740.81	0.00	27,523,110.36	6,790,691.56	6,368,040.15	8,389,023.65	0.00	21,547,755.36	0.00	8,723,889.64	0.00	5,975,355.00
FinEx (if Applicable)		0.00	0.00	0.00	0.00	0.00	0.00	0.00	0.00	0.00	0.00	0.00	0.00	0.00	0.00	0.00	0.00	0.00	0.00	0.00	0.00	0.00	0.00
CO		1,715,000.00	0.00	1,715,000.00	1,715,000.00	0.00	0.00	0.00	1,715,000.00	102,500.00	106,199.00	82,400.00	0.00	291,099.00	37,479.00	85,999.00	0.00	0.00	123,478.00	0.00	1,423,901.00	0.00	167,621.00
II. Automatic Appropriations		6,959,000.00	0.00	6,959,000.00	6,959,000.00	0.00	0.00	0.00	6,959,000.00	1,626,321.37	1,257,339.45	2,268,150.81	0.00	5,151,811.63	1,626,321.29	1,257,339.45	2,268,150.81	0.00	5,151,811.55	0.00	1,807,188.37	0.00	0.08
Specific Budgets of National Government Agencies		6,959,000.00	0.00	6,959,000.00	6,959,000.00	0.00	0.00	0.00	6,959,000.00	1,626,321.37	1,257,339.45	2,268,150.81	0.00	5,151,811.63	1,626,321.29	1,257,339.45	2,268,150.81	0.00	5,151,811.55	0.00	1,807,188.37	0.00	0.08
Retirement and Life Insurance Premiums		6,959,000.00	0.00	6,959,000.00	6,959,000.00	0.00	0.00	0.00	6,959,000.00	1,626,321.37	1,257,339.45	2,268,150.81	0.00	5,151,811.63	1,626,321.29	1,257,339.45	2,268,150.81	0.00	5,151,811.55	0.00	1,807,188.37	0.00	0.08
PS		6,959,000.00	0.00	6,959,000.00	6,959,000.00	0.00	0.00	0.00	6,959,000.00	1,626,321.37	1,257,339.45	2,268,150.81	0.00	5,151,811.63	1,626,321.29	1,257,339.45	2,268,150.81	0.00	5,151,811.55	0.00	1,807,188.37	0.00	0.08
Sub-total II. Automatic Appropriations		6,959,000.00	0.00	6,959,000.00	6,959,000.00	0.00	0.00	0.00	6,959,000.00	1,626,321.37	1,257,339.45	2,268,150.81	0.00	5,151,811.63	1,626,321.29	1,257,339.45	2,268,150.81	0.00	5,151,811.55	0.00	1,807,188.37	0.00	0.08
PS		6,959,000.00	0.00	6,959,000.00	6,959,000.00	0.00	0.00	0.00	6,959,000.00	1,626,321.37	1,257,339.45	2,268,150.81	0.00	5,151,811.63	1,626,321.29	1,257,339.45	2,268,150.81	0.00	5,151,811.55	0.00	1,807,188.37	0.00	0.08
MOOE		0.00	0.00	0.00	0.00	0.00	0.00	0.00	0.00	0.00	0.00	0.00	0.00	0.00	0.00	0.00	0.00	0.00	0.00	0.00	0.00	0.00	0.00
FinEx		0.00	0.00	0.00	0.00	0.00	0.00	0.00	0.00	0.00	0.00	0.00	0.00	0.00	0.00	0.00	0.00	0.00	0.00	0.00	0.00	0.00	0.00
CO		0.00	0.00	0.00	0.00	0.00	0.00	0.00	0.00	0.00	0.00	0.00	0.00	0.00	0.00	0.00	0.00	0.00	0.00	0.00	0.00	0.00	0.00
III. Special Purpose Fund		0.00	1,021,414.00	1,021,414.00	0.00	1,021,414.00	0.00	0.00	1,021,414.00	482,789.00	744,298.00	37,022.00	0.00	1,264,109.00	0.00	0.00	98,206.00	0.00	98,206.00	0.00	(242,695.00)	0.00	1,165,903.00
Pension and Gratuity Fund		0.00	1,021,414.00	1,021,414.00	0.00	1,021,414.00	0.00	0.00	1,021,414.00	482,789.00	744,298.00	37,022.00	0.00	1,264,109.00	0.00	0.00	98,206.00	0.00	98,206.00	0.00	(242,695.00)	0.00	1,165,903.00
PS		0.00	1,021,414.00	1,021,414.00	0.00	1,021,414.00	0.00	0.00	1,021,414.00	482,789.00	744,298.00	37,022.00	0.00	1,264,109.00	0.00	0.00	98,206.00	0.00	98,206.00	0.00	(242,695.00)	0.00	1,165,903.00
Sub-Total III. Special Purpose Fund		0.00	1,021,414.00	1,021,414.00	0.00	1,021,414.00	0.00	0.00	1,021,414.00	482,789.00	744,298.00	37,022.00	0.00	1,264,109.00	0.00	0.00	98,206.00	0.00	98,206.00	0.00	(242,695.00)	0.00	1,165,903.00
PS		0.00	1,021,414.00	1,021,414.00	0.00	1,021,414.00	0.00	0.00	1,021,414.00	482,789.00	744,298.00	37,022.00	0.00	1,264,109.00	0.00	0.00	98,206.00	0.00	98,206.00	0.00	(242,695.00)	0.00	1,165,903.00
MOOE		0.00	0.00	0.00	0.00	0.00	0.00	0.00	0.00	0.00	0.00	0.00	0.00	0.00	0.00	0.00	0.00	0.00	0.00	0.00	0.00	0.00	0.00
FinEx		0.00	0.00	0.00	0.00	0.00	0.00	0.00	0.00	0.00	0.00	0.00	0.00	0.00	0.00	0.00	0.00	0.00	0.00	0.00	0.00	0.00	0.00
CO		0.00	0.00	0.00	0.00	0.00	0.00	0.00	0.00	0.00	0.00	0.00	0.00	0.00	0.00	0.00	0.00	0.00	0.00	0.00	0.00	0.00	0.00
GRAND TOTAL		124,677,000.00	1,021,414.00	125,698,414.00	121,015,879.00	1,021,414.00	0.00	0.00	122,037,293.00	25,866,689.97	34,709,037.50	29,863,017.28	0.00	90,438,744.75	20,500,990.23	30,274,192.47	28,296,359.01	0.00	79,071,541.71	3,661,121.00	31,598,548.25	0.00	11,367,203.04
PS		86,715,000.00	1,021,414.00	87,736,414.00	83,053,879.00	1,021,414.00	0.00	0.00	84,075,293.00	17,871,608.75	25,010,050.17	19,742,878.47	0.00	62,624,535.39	13,672,819.67	23,820,153.32	19,907,335.36	0.00	57,400,308.35	3,661,121.00	21,450,757.61	0.00	5,224,227.04
MOOE		36,247,000.00	0.00	36,247,000.00	36,247,000.00	0.00	0.00	0.00	36,247,000.00	7,892,581.22	9,592,788.33	10,037,740.81	0.00	27,523,110.36	6,790,691.56	6,368,040.15	8,389,023.65	0.00	21,547,755.36	0.00	8,723,889.64	0.00	5,975,355.00
CO		1,715,000.00	0.00	1,715,000.00	1,715,000.00	0.00	0.00	0.00	1,715,000.00	102,500.00	106,199.00	82,400.00	0.00	291,099.00	37,479.00	85,999.00	0.00	0.00	123,478.00	0.00	1,423,901.00	0.00	167,621.00


Department : Presidential Communications Operations Office (PCOO)
 Agency/Entity : News and Information Bureau
 Operating Unit : < not applicable >
 Organization Code : 25 005 0000000
 Fund Cluster : 01 Regular Agency Fund
 (e.g. UACS Fund Cluster: 01-Regular Agency Fund, 02-Foreign Assisted Projects Fund, 03-Special Account-Locally Funded/Domestic Grants Fund, and 04-Special Account-Foreign Assisted/Foreign Grants Fund)


<input checked="" type="checkbox"/>	Current Year Appropriations
<input type="checkbox"/>	Supplemental Appropriations
<input type="checkbox"/>	Continuing Appropriations


Particulars	UACS CODE	Appropriations			Allotments					Current Year Obligations					Current Year Disbursements					Balances			
		Authorized Appropriations	Adjustments (Transfer To/From)	Adjusted Appropriations	Allotments Received	Adjustments (Reductions)	Transfer To	Transfer From	Adjusted Total Allotments	1st Quarter Ending March 31	2nd Quarter Ending June 30	3rd Quarter Ending Sept. 30	4th Quarter Ending	TOTAL	1st Quarter Ending March 31	2nd Quarter Ending June 30	3rd Quarter Ending Sept. 30	4th Quarter Ending Dec. 31	TOTAL	Unreleased Appro	Unobligated Allotments	Unpaid Obligations (15-20)=(23+24)	
																						Due and Demandable	Not Yet Due and Demandable
1	2	3	4	5=(3+4)	6	7	8	9	10=[(6+(-)7)-8+9]	11	12	13	14	15=(11+12+13+14)	16	17	18	19	20=(16+17+18+19)	21	22	23	24


Recapitulation by OO:

I. Agency Specific Budget		93,363,000.00	0.00	93,363,000.00	93,363,000.00	0.00	0.00	0.00	93,363,000.00	18,981,768.02	27,463,465.39	23,214,408.76	0.00	69,659,642.17	14,163,878.36	24,504,186.61	21,666,675.52	0.00	60,334,740.49	0.00	23,703,357.83	0.00	9,324,901.68
GOVERNMENT NEWS INFORMATION AND MEDIA SERVICES PROGRAM		93,363,000.00	0.00	93,363,000.00	93,363,000.00	0.00	0.00	0.00	93,363,000.00	18,981,768.02	27,463,465.39	23,214,408.76	0.00	69,659,642.17	14,163,878.36	24,504,186.61	21,666,675.52	0.00	60,334,740.49	0.00	23,703,357.83	0.00	9,324,901.68

Certified Correct:

 DATHLES MARILOU CLARO

Certified Correct:

 JAVONILLO, LOIDA DOFREDO

Recommending Approval:

 CAJUIGAN MELINA OLIVER

Approved By:

 AGTA Y VIRGINIA ARCILLA

Date: 2019-11-23 13:34:51.0

Date: 23/11/2019

Date: 2019-11-23 13:34:51.0

Date: 2019-11-23