



2019 ATLANTA DREAM MEDIA GUIDE



EMORY HEALTHCARE

Official Sports Medicine
Provider of the Atlanta Dream

Go where the players go.

404-778-3350
emoryhealthcare.org/ortho

**Locations in Atlanta, Johns Creek
and Dunwoody.**

2019 ATLANTA DREAM SCHEDULE

DATE	OPPONENT	LOCATION	TIME	TV
Fri, May 24	Dallas	State Farm Arena	7:30 p.m.	
Fri, May 31	Seattle	State Farm Arena	7:30 p.m.	CBSSN
Sat, June 1	at Washington	Washington, D.C.	7:00 p.m.	
Thu, June 6	Las Vegas	State Farm Arena	7:00 p.m.	CBSSN
Sun, June 9	Connecticut	State Farm Arena	3:00 p.m.	
Sat, June 15	at Dallas	Arlington, Texas	8:00 p.m.	
Wed, June 19	Indiana	State Farm Arena	11:00 a.m.	Twitter
Fri, June 21	at Connecticut	Uncasville, Conn.	7:30 p.m.	
Sun, June 23	Washington	State Farm Arena	1:00 p.m.	ESPN
Sun, June 30	New York	State Farm Arena	3:00 p.m.	
Tue, July 2	at Minnesota	Minneapolis, Minn.	8:00 p.m.	CBSSN
Fri, July 5	at Seattle	Seattle, Wash.	10:00 p.m.	
Sun, July 7	at Phoenix	Phoenix, Ariz.	6:00 p.m.	
Wed, July 10	Connecticut	State Farm Arena	11:00 a.m.	
Fri, July 12	Minnesota	State Farm Arena	7:30 p.m.	
Sun, July 14	Los Angeles	State Farm Arena	3:00 p.m.	
Wed, July 17	at Chicago	Chicago, Ill.	12:00 p.m.	Twitter
Fri, July 19	at Connecticut	Uncasville, Conn.	7:30 p.m.	
Sun, July 21	at Washington	Washington, D.C.	3:00 p.m.	
Tue, July 23	Los Angeles	State Farm Arena	7:00 p.m.	Twitter
Sat, July 27	WNBA All-Star Game	Las Vegas, Nev.	3:30 p.m.	ABC
Wed, July 31	at Indiana	Indianapolis, Ind.	7:00 p.m.	CBSSN
Sat, Aug 3	Chicago	State Farm Arena	7:00 p.m.	
Tue, Aug. 6	Minnesota	State Farm Arena	7:00 p.m.	Twitter
Sat, Aug 10	at Indiana	Indianapolis, Ind.	3:00 p.m.	CBSSN
Tue, Aug 13	at Las Vegas	Las Vegas, Nev.	10:00 p.m.	Twitter
Fri, Aug. 16	at Phoenix	Phoenix, Ariz.	10:00 p.m.	CBSSN
Tue, Aug. 20	Chicago	State Farm Arena	7:00 p.m.	Twitter
Fri, Aug. 23	at New York	White Plains, N.Y.	7:30 p.m.	
Sun, Aug. 25	at Dallas	Arlington, Texas	4:00 p.m.	
Fri, Aug. 29	Phoenix	State Farm Arena	7:00 p.m.	
Sun, Sept. 1	at Seattle	Seattle, Wash.	7:00 p.m.	
Tue, Sept. 3	at Los Angeles	Los Angeles, Calif.	10:30 p.m.	
Thu, Sept. 5	Las Vegas	State Farm Arena	7:30 p.m.	CBSSN
Sun, Sept. 8	New York	State Farm Arena	4:00 p.m.	

HOME GAMES IN BOLD | ALL TIMES EASTERN

MEDIA

Media Information..... 7-8
 Fact Sheet 9

FRONT OFFICE

Office Directory..... 11
 Owner Bios..... 12
 Front Office Bios..... 13-15

MEET THE TEAM

Dream Roster & Pronunciations 17
 Head Coach Nicki Collen..... 18
 Coaching Staff..... 19
 Support Staff..... 20-21
 Spotters Chart 22
 Players..... 23-46

DREAM HISTORY

Key Dates 48-57
 All-Time Results 58
 Draft History..... 59-60
 All-Time Roster..... 61-65
 All-Time Transactions..... 66-70
 2018 Season in Review..... 71-73
 2017 Season in Review..... 73-74
 2016 Season in Review..... 75-76
 2015 Season in Review..... 76-77
 2014 Season in Review..... 79-81
 2013 Season in Review..... 81-83
 2012 Season in Review..... 84-86
 2011 Season in Review..... 87-89
 2010 Season in Review..... 90-92
 2009 Season in Review..... 93-95
 2008 Season in Review..... 95-96
 Award Winners 97-98
 Regular Season Team Records..... 99-106
 Regular Season Individual Records 106-113

WNBA

2019 WNBA Contacts..... 115-117
 WNBA Award Winners..... 118-135
 2019 Officials Roster 136

TABLE OF CONTENTS

OPPONENTS

Chicago Sky	138
Connecticut Sun	138
Indiana Fever.....	139
Los Angeles Sparks.....	139
Minnesota Lynx	140
New York Liberty.....	140
Phoenix Mercury.....	141
Las Vegas Aces	141
Seattle Storm.....	142
Dallas Wings.....	142
Washington Mystics.....	143

STATE FARM ARENA

General Arena Information	145
Seating and Ticket Information.....	146



MEDIA



MEDIA | MEDIA INFORMATION

CONTACTS

For media information, credential/interview requests or questions, please contact Kelsey Bibik at 858-361-9855 or kelsey.bibik@atlantadream.net in the Dream Media Relations Department.

MEDIA CREDENTIALS

All requests should be submitted in writing to the Dream Media Relations Department at least **36-48 HOURS PRIOR** to the game you wish to cover (3 p.m. on Friday for Saturday or Sunday games) via e-mail.

NO CREDENTIAL REQUESTS WILL BE HONORED ON GAME DAY. Credentials are issued to accredited members of the media who are on-assignment to cover a specific game. Please confirm all credentials with the Dream Media Relations Department prior to arriving at State Farm Arena. Credentials may be picked up at the primary media entrance beginning 2.5 hours prior to game time. Credentials must be worn and visible at all times and are non-transferable.

MEDIA & PARKING - STATE FARM ARENA

Parking is **NOT GUARANTEED** for all credentialed media. Media members that receive parking must print parking pass prior to attending the Dream game they are covering. Directions to media parking will be on the media parking pass. If you have any questions, please email kelsey.bibik@atlantadream.net.

Ruby Lot Address:

North Entry -- 100 Baker Street Extension NW
South Entry -- 25 Fairlie Street NW

DIRECTIONS TO STATE FARM ARENA

Going South on I-75 or I-85: Exit at Williams Street and take a right onto Andrew Young International Blvd. Proceed to Centennial Olympic Park Drive and take a left. At the corner of Marietta Street, take a right. At the second light (Baker Street) take a left, and follow the signs to Media Parking (RUBY LOT).

Going North on I-75/85: Take the World Congress Center/Andrew Young International Blvd. exit. Turn left at end of the exit onto International. Proceed to Centennial Olympic Park Drive and take a left. At the corner of Marietta Street, take a right. At the second light (Baker Street) take a left, and follow the signs to Media Parking (RUBY LOT).

MEDIA SEATING/WORKROOM

Media seating and workspace for in-game at State Farm Arena is in the upper level, section 121 and 122.

PRE AND POST GAME INTERVIEWS

In accordance with the WNBA policy, the Dream's and the visitor's locker rooms will be open to members of the media for 30 minutes ending one hour before the start of the game (e.g., media access will be granted from 5:30-6 p.m. for a 7 p.m. game). Locker rooms are opened to the media after the game following a 10-minute cooling down period and will remain open for 30 minutes. Players and coaches are available for interviews at those times. Only working members of the press with valid credentials will be admitted to the locker rooms. **ABSOLUTELY NO PHOTOGRAPHS OR CELL PHONE USE ALLOWED DURING MEDIA LOCKER ROOM ACCESS PERIOD.**

GAME NOTES AND STATISTICS

Pregame press notes, media guides, and line-up sheets will be available in the media workroom prior to each game. Game statistics will be distributed to the working media at halftime and postgame. Postgame quotes and notes are distributed as quickly as possible following the game.

PHOTOGRAPHERS

Limited space is available for photographers along each baseline, with exact locations to be determined on game day. For the safety of the players and in accordance with league rules, photographers must remain seated at least four feet behind the baseline at all times and have a rubber lense cap in place (per WNBA/NBA rules). Use of a flash is prohibited. **ABSOLUTELY NO TRIPODS ALLOWED.** Photographers must stay in their designated areas and are asked to be considerate of print media and fans directly in their viewing area.

PRACTICE POLICY

The Dream will typically practice at the GSU Sports Arena from 11 a.m.-1 p.m.. The final 30 minutes of each practice will be open to the media. Coaches and players will be available for brief interviews immediately after practice. Please contact the Dream Media Relations Department to confirm practice times, sites, and the availability of players and coaches.



ADDRESS

ATLANTA DREAM
 101 Marietta Street NW
 Suite 3550
 Atlanta, GA 30303
 Tel: (877) 977-7729
 Fax: (678) 510-7489

MEDIA | FACT SHEET

QUICK FACTS

Ticket Information: (877) 977-7729

Website: www.AtlantaDream.net or Dream.WNBA.com

Facebook: [Facebook.com/AtlantaDream](https://www.facebook.com/AtlantaDream)

Twitter: @AtlantaDream

Instagram: @AtlantaDream

Conference: Eastern

Arena: State Farm Arena (19,050)

TV: CBS Sports Network and Twitter, WSB-TV Now


Team Colors



PMS 186



PMS 279



PMS 650



PMS 289



FRONT OFFICE





DREAM FRONT OFFICE | STAFF DIRECTORY

OWNERSHIP AND EXECUTIVES

Ownership	Dream Too LLC (Mary Brock and Kelly Loeffler)
President/General Manager	Chris Sienko
CFO	Tammi Stollberg

BASKETBALL OPERATIONS

Head Coach	Nicki Collen
Assistant Coach.....	Mike Petersen
Assistant Coach.....	Darius Taylor
Athletic Trainer/PT	Jessica Cohen
Director of Scouting & Video Production	Zach Cooper
Strength Coach.....	Ashley Alexander
Director of Basketball Operations	Kyra Vidas

BUSINESS OPERATIONS

Director of Digital Media & Marketing	Dan Goldberger
Director of Corporate Partnerships	Jim Pfeifer
Director of Game Operations.....	Brennan Galloway
Director of Finance & Human Resources	Roslyn Terrell
Public Relations Manager.....	Kelsey Bibik
Manager of Corporate Partnerships	Maya Branch

TICKETING

Director of Ticket Sales & Services	Anmarie Gengo
Manager of Sales	Shenika Worthy
Senior Account Executive.....	Clorise White
Account Executive	Brittany McKinney
Account Executive	Bradford Sims

BROADCAST AND MEDIA

TV Play-by-Play.....	Andy DeMetra
TV Analyst	Amy Audibert
Team Photographer.....	Scott Cunningham





MARY BROCK

Owner

Mary Rockett Brock joined the Atlanta Dream's ownership group in January 2011 and is an avid sports advocate. Brock serves on the Board of Trustees of Usher's New Look Foundation and Spelman College, the Board of Directors of the Atlanta Symphony Orchestra, Metro Atlanta Chamber and Horizons National, a program for underserved youth that focuses on the learning achievement gap with 36 affiliates across the country, and the Board of Advisors of the Winship Cancer Institute. Mary and her husband John have funded chairs in biomedical engineering at Emory University and Georgia Institute of Technology with a particular emphasis on cancer research. They support scholarships in the Department of Chemical Engineering and have been active supporters of Georgia Tech Athletics, where they funded the major leadership gift for the Georgia Tech "John and Mary Brock Football Facility." A native of Moss Point, MS, Mary graduated summa cum laude from Miami University of Ohio, earning her Bachelor of Science in Science and Math Education and her Masters of Science Education in Curriculum Development. The Brocks, who grew up together on the Mississippi Gulf Coast, were married 45 years ago while John was a student at Georgia Tech, and moved to Atlanta eight years ago. Previously, they lived in Wilton, CT, and Cincinnati, OH, and a 10-year stint in Europe, living in Brussels, Belgium, and London. They have three children - Rebecca, John IV and Major - and five grandchildren - John V, Everett Mary, Leighton Annise, Lily Anise and Alexis Noelle.



KELLY LOEFFLER

Owner

Kelly Loeffler is Senior Vice President of Corporate Communications, Marketing and Investor Relations at Intercontinental Exchange, Inc. (NYSE: ICE). She is responsible for Intercontinental Exchange's investor relations program, public relations, corporate communications and media relations, global marketing including brand strategy, events and sustainability. Prior to joining ICE in 2002, Loeffler managed investor relations at Crossroads Investment Advisers, L.P., a private equity firm. She held equity research roles at William Blair & Company and Citi Global Asset Management. Loeffler began her career in the automotive industry, holding operations and marketing roles at Toyota Motor Sales, USA. Loeffler is also co-owner and co-chairman of the WNBA Atlanta Dream, the first women-owned professional sports team in Georgia. As a result of her own positive experiences gained through athletic participation, she is an advocate for combining education and sports as a way to contribute to the success of young people from the classroom to the workplace. Loeffler is a Board Trustee for the Georgia Research Alliance and a member of the Board of Grady Memorial Health Corporation, the Metropolitan Atlanta Chapter of the American Red Cross, the Atlanta Symphony Orchestra and Skyland Trail. She also serves on the Advisory Board of the Gene Siskel Film Center in Chicago. Loeffler earned a Bachelor of Science in Business Administration from the University of Illinois and an MBA at the Kellstadt Graduate School of Business at DePaul University. She is a CFA charterholder.

DREAM FRONT OFFICE | FRONT OFFICE BIOS



Chris Sienko

President & General Manager

Sienko was named 2018 WNBA Basketball Executive of the Year for his work with the Dream team. The 2018 squad won a franchise-record 23 regular season games and reached the WNBA Semifinals. He was previously tabbed as a consultant for the organization, which led to the hiring of 2018 WNBA Coach of the Year Nicki Collen.

"As we enter the Atlanta Dream's twelfth season, we are proud to build on what the Dream brings to our city and in extending the basketball community with an exciting professional women's team," Brock and Loeffler said. "Not only does the Dream represent the best of basketball, but reflects the spirit of Atlanta's diverse and inclusive community. We look forward

to building on the success the Dream achieved in 2018."

A former employee of the WNBA, Sienko served as the Vice President, COO and General Manager of the Connecticut Sun for 14 seasons, taking over with the Mohegan Tribe purchase of the Orlando Miracle and relocation of the team to Connecticut on January 28, 2003.

During his tenure, Connecticut became the first profitable team in WNBA history and has maintained a positive revenue flow in every year since 2007. Sienko helped orchestrate 25 trades during his tenure and the Sun advanced to the postseason eight times, reaching the Eastern Conference Finals five times and the WNBA Finals twice. He hired head coaches Mike Thibault, Anne Donovan and Curt Miller.

Sienko served on many different committees for the WNBA, including the Competition Committee, Rules and Regulations and was an Alternate Governor on the WNBA Board of Governors.

In 2013, Sienko was chosen to serve on the 2013-16 USA Basketball Women's National Team Player Selection Committee quadrennial. Sienko helped pick the 2014 USA World Championship and 2016 U.S. Olympic teams during the four-year commitment.

Prior to joining the Mohegan Sun, Sienko was an integral part in the start-up of another professional sports team, the ABL's New England Blizzard, where he served as vice president of marketing, then general manager. Most recently, Sienko was President of the Berkshire Upland Group, a sports consulting firm in Hartford, Connecticut.

Sienko is a graduate of the University of Connecticut.



Dan Goldberger

Director of Digital Media and Marketing

Dan Goldberger is in his fourth season with the Atlanta Dream, serving as the Director of Digital Media and Marketing. He oversees the day-to-day operations of the marketing and communication departments for the Dream.

Prior to coming to the Dream, Goldberger enjoyed time at the Fox Theatre, Fox Sports South and the Georgia Tech Athletic Association.



Jim Pfeifer

Director of Corporate Partnerships

Having served in numerous professional sports capacities in Atlanta since 1998, Pfeifer comes to the Dream after spending the past two years as President of the Atlanta Blaze Major League Lacrosse team.

From 2005 to 2016, Pfeifer worked in the Atlanta Hawks' front office, originally as vice president of marketing, advertising and branding and then as vice president of partner integration in 2011, where he worked closely with team corporate and broadcast partners. Prior to the Hawks, the Atlanta Thrashers hired Pfeifer in 1998 as the director of marketing, where he was tasked with promoting an NHL expansion franchise.

Before moving to Atlanta, Pfeifer spent nine years in New York working at Madison Square Garden in the marketing department promoting the New York Knicks and New York Rangers.

A graduate of the University of Richmond, Pfeifer lives in Johns Creek with his wife and two children.



Anmarie Gengo

Director of Ticket Sales

Anmarie Gengo is in her first season with the Atlanta Dream, serving as the Director of Sales. She consulted for the Dream last season and then joined the team full time in October. She oversees the day-to-day operations of the sales, ticket operations and has a focus in marketing for the Dream.

Prior to coming to the Dream, Ann worked for the Connecticut Sun for 15 years.



Roslyn Terrell

Director of Finance & Human Resources

Roslyn enters her first season with the Atlanta Dream as Director of Business Operations. She oversees the day-to-day operations of the finance department.

Although she's lived in Atlanta for the last 20 years she is still a Buckeye at heart.



Brennan Galloway

Director of Game Operations

Brennan Galloway is an Atlanta native who comes to the Dream having 6+ years of WNBA experience with the Connecticut Sun. He is responsible for video, graphics, and in-arena experience.

With an undergraduate degree from Colorado College and a master's degree in sports sociology from the University of Tennessee, Brennan has previously worked in soccer, baseball, and endurance sports.



Kelsey Bibik

Public Relations Manager

Kelsey Bibik enters her first season with the Atlanta Dream in 2018, serving as the Public Relations Manager.

Prior to moving to Atlanta, Bibik worked as an SID at Florida State and the University of Florida Athletic Association.



Maya Branch

Manager of Corporate Partnerships

Maya is in her first season with the Dream serving as Manager of Corporate Partnerships. She oversees daily execution for our corporate sponsors. She's a double dawg from the University of Georgia, where she also played on the varsity softball team.

Maya joined us most recently from Auburn Sports Properties, a division of Fox Sports College Properties. She has previous experience with Latin Nation Live Agency (Atlanta), Atlanta Braves, Atlanta Falcons, UGA athletic department and the SEC Network.

Maya is a native of Lithonia, Ga., and has no children unless you count her four-legged Italian Mastiff. During her down time she enjoys listening to music, collecting insects and riding her motorcycle.



MEET THE TEAM



MEET THE TEAM | ROSTER & PRONUNCIATIONS

2019 ATLANTA DREAM ROSTER

DREAM NUMERICAL ROSTER

#	Player	Pos	Ht	Wt	Birth Date	Exp	College/International
1	Elizabeth Williams	C/F	6-3	200	06/23/1993	4	Duke
5	Maite Cazorla	G	5-10	155	06/18/1997	R	Oregon
7	Brittney Sykes	G	5-9	154	02/07/1994	2	Syracuse
10	Nia Coffey	F	6-1	182	06/11/1995	2	Northwestern
15	Tiffany Hayes	G	5-10	155	09/20/1989	7	Connecticut
17	Haley Peters	F	6-3	178	09/17/1992	2	Duke
20	Alex Bentley	G	5-7	152	10/27/1990	6	Penn State
21	Renee Montgomery	G	5-7	141	12/02/1986	10	Connecticut
24	Marie Glich	C	6-5	205	05/28/1994	1	Oregon State
25	Monique Billings	F	6-4	185	01/1/1990	1	UCLA
35	Angel McCoughtry	F-G	6-1	173	09/10/1986	9	Louisville
51	Jessica Breland	F	6-3	166	02/23/1988	7	North Carolina

DREAM ALPHABETICAL ROSTER

#	Player	Pos	Ht	Wt	Birth Date	Exp	College/International
20	Alex Bentley	G	5-7	152	10/27/1990	6	Penn State
25	Monique Billings	F	6-4	185	01/1/1990	1	UCLA
51	Jessica Breland	F	6-3	166	02/23/1988	7	North Carolina
5	Maite Cazorla	G	5-10	155	06/18/1997	R	Oregon
10	Nia Coffey	F	6-1	182	06/11/1995	2	Northwestern
24	Marie Glich	C	6-5	205	05/28/1994	1	Oregon State
15	Tiffany Hayes	G	5-10	155	09/20/1989	7	Connecticut
35	Angel McCoughtry	F-G	6-1	173	09/10/1986	9	Louisville
21	Renee Montgomery	G	5-7	141	12/02/1986	10	Connecticut
17	Haley Peters	F	6-3	178	09/17/1992	2	Duke
7	Brittney Sykes	G	5-9	154	02/07/1994	2	Syracuse
1	Elizabeth Williams	C/F	6-3	200	06/23/1993	4	Duke

DREAM COACHING STAFF

Head Coach: Nicki Collen (Marquette University)

Assistant Coach: Mike Petersen (Northwest Christian College)

Assistant Coach: Darius Taylor (University of Michigan)

Director of Sports Medicine/Head Athletic Trainer: Jessica Cohen (Northwestern)

Coordinator of Basketball Operations: Kyra Vidas (Lake Forest College)

PRONUNCIATION GUIDE:

Angel McCoughtry (mc-CAW-tree)
 Maite Cazorla (MY-tay kuh-ZOR-luh)
 Marie Glich (GOO-lich)
 Nia Coffey (KNEE-uh)



Nicki Collen

Head Coach

Reigning WNBA Coach of the Year Nicki Collen is entering her second season as head coach of the Atlanta Dream.

In her first season in Atlanta, Collen led her team to a franchise-best 23-win season, finishing with a 23-11 record in the WNBA Playoff Semifinals. She was named the WNBA Coach of the Year in her first season as a head coach at any level, after earning WNBA Coach of the Month honors in both July and August.

Prior to landing her first head coaching position, she led the Connecticut Sun to many successful seasons as an assistant coach. Working for 2017 WNBA Coach of the Year Curt Miller, Collen helped the Sun compile an impressive 21-13 record and finished with the fourth-best regular season record in the WNBA, earning the franchise's first postseason appearance since 2012.

Before her position at Connecticut, Collen served as an assistant coach starting in 2014 under coach Karl Smesko at Florida Gulf Coast. She helped guide the Eagles to consecutive 30 win seasons. The 2015-16 team completed a 33-6 campaign with a trip to the WNIT Championship game, where it was edged by South Dakota. The 2014-15 Eagles were 31-3 with a 26-game winning streak and an undefeated record in the Atlantic Sun Conference. That team also made history with its first Division I national ranking and its first NCAA Tournament victory, a 75-67 win over 10th-seeded Oklahoma State.

She enjoyed great success before FGCU as an assistant coach at Arkansas, Louisville, Ball State and Colorado State. Collen was an assistant coach for nine years at the collegiate level and she helped teams reach three NCAA tournaments and five WNITs.

Collen played one year of professional basketball with the BCM Alexandros team in Greece.

As a player at Purdue, Collen was a member of Big 10 championship teams that advanced to the Final Four in 1994 and the Elite Eight in 1995. Collen transferred to Marquette as a junior, competing in two more NCAA tournaments while also securing a Bachelor of Science degree in Mechanical Engineering.

Collen and her husband Tom have three children, Connor, Reese and Logan.

COLLEN CAREER FILE

WNBA HEAD COACHING RECORD

Season	Team	Finish	W-L	Pct.
2018	Atlanta Dream	1st/East	23-11	.676
Totals	(1 year)		23-11	.676

WNBA ASSISTANT COACHING RECORD

Season	Team	Finish	W-L	Pct.
2017	Connecticut Sun	2nd/East	21-13	.656
2016	Connecticut Sun	5th/East	14-20	.412
Totals	(2 years)		35-33	.534

COLLEGE ASSISTANT COACHING RECORD

Season	Team	W-L	Pct.
2015-16	Florida Gulf Coast	33-6	.868
2014-15	Florida Gulf Coast	31-3	.912
2013-14	Arkansas	19-11	
2012-13	Arkansas	20-13	
2011-12	Arkansas	24-9	
2003-04	Louisville	20-10	.667
2002-03	Ball State	13-16	
2001-02	Colorado State	24-7	
2000-01	Colorado State	25-7	

TIMELINE

2018-pres	Atlanta Dream Head Coach
2016-17	Connecticut Sun Assistant Coach
2014-16	Florida Gulf Coast Assistant Coach
2011-14	Arkansas Assistant Coach
2003-04	Louisville Assistant Coach
2002-03	Ball State Assistant Coach
2000-02	Colorado State Assistant Coach

MEET THE TEAM | ASSISTANT COACHES



Mike Petersen

Assistant Coach

Mike Petersen is entering his second season as the Atlanta Dream assistant coach. Prior to landing his position with the Atlanta Dream, Petersen was a former women's basketball head coach at North Texas, Wake Forest, Gonzaga, New Mexico State and TCU and the men's basketball associate head coach at Minnesota.

At Wake Forest, Petersen won 125 games which made him the program's all-time winningest coach.

Before college coaching, he had a successful college career of his own. He began his college years at the College of the Redwoods in Eureka, California. After two seasons, he transferred to Northwest Christian College, an NAIA school in Eugene, Oregon. He was inducted into the Northwest Christian College inaugural athletics Hall of Fame in 2007.

Petersen and his wife, Patty, have two sons, Riley and Jake.



Darius Taylor

Assistant Coach

Darius Taylor is entering his second year as an assistant coach for the Atlanta Dream.

Prior to his arrival in Atlanta, Taylor served as the assistant coach at South Carolina for five seasons. He coached back-to-back SEC Freshman of the Years in Alaina Coates (2013-14) and A'ja Wilson (2014-15). In his final season with the Gamecocks, the team finished the season ranked number 3 overall which was the highest final ranking in program history. That year they won their first SEC Tournament and reached the Final Four for the first time in program history.

Prior to joining the University of South Carolina staff, he was the manager of community and player programs for the NBA Developmental League (NBADL). He worked with the NBADL for two years promoting personal, professional and social development in the league's players. He devised a comprehensive program that educated players about nutritional health, money management and career development.

Before the NBADL, Taylor spent four seasons with Dawn Staley's staff at Temple, helping the Owls to consecutive Atlantic 10 Tournament titles and four NCAA Tournament appearances.

Taylor also has two years of experience with USA Basketball, serving as its assistant director of competitive programs. He started his coaching career as a team leader at the Chicago Bulls Basketball Schools while at the same time serving as an intern at the Big Ten Conference working with marketing and merchandising programs.

A four-year basketball letter winner at the University of Michigan, Taylor was a Big Ten Academic All-American en route to his bachelor of arts in sport management and communications (2000).

Taylor married Joni Crenshaw in 2015 and the couple welcomed their first child, Jacie Elise, in 2016.



Jessica Cohen

Athletics Trainer/PT

Jessica Cohen, PT, DPT, MAT, ATC is entering her second season with the Atlanta Dream. She comes to Atlanta via Chicago where she recently graduated from Northwestern University with a doctorate in physical therapy. She has been practicing athletic training for six years. Before joining the Atlanta Dream in 2017, she spent five years working with the Chicago Sky and the Connecticut Sun.

Jessica was a member of the Vanderbilt University Women's Swim Team. She worked with women's basketball, softball, and football while completing her Master's Degree at the University of Arkansas.

Jessica treats all orthopedic sports-based injuries specializing in knee, ankle, and shoulder injury. She enjoys working with athletes to safely and effectively return them to play as fast as possible. Jessica is passionate about injury prevention in an athletic setting. She received her performance specialist certification from EXOS and is committed to integrating injury prevention and rehab into the athlete's typical workouts.



Kyra Vidas

Director of Basketball Operations

Kyra Vidas joins the Atlanta Dream as Director of Basketball Operations after graduating from Lake Forest College in May 2018 with a degree in Business and Communication with a minor in Classical Studies. Vidas is one of the youngest Directors of Operations in the WNBA.

While studying at Lake Forest, Vidas worked with the Chicago Sky for four seasons in a variety of roles. After working as an intern during the 2015 season, Vidas was an equipment manager in 2016 and served as a Director of Operations assistant in 2017 and 2018. Vidas also worked in the athletic department at Lake Forest for four years.

Outside of her work during college, Vidas played on Lake Forest's varsity handball team and won national titles in her freshman and sophomore years. She also earned All-American honors as a member of the handball team and she continues to play handball at the local and national level. Additionally, Vidas spent four years playing on the women's club rugby team.



Ashley Alexander

Strength Coach

Ashley Alexander is a New Orleans Native who has been in the field of Strength and Conditioning/ Sports Performance for eight years. She specializes in differentiating training programs to accommodate the needs of athletes at varying skill levels.

Her passion for the development of athletes started early in her collegiate career at the University of New Orleans. During her tenure at UNO, Ashley was a dedicated member of the women's basketball team. Out of her personal desire to learn more about the field of strength and conditioning, Ashley took the initiative to intern under UNO's strength and conditioning coach. During this time, Ashley maintained the development of tennis, women's and men's basketball, and football athletes at the University.

Upon graduating with a BS in Human Anatomy and Development, she went on to pursue a Masters degree in Exercise and Sports Science at Life University in Marietta Georgia.

While at Life, Ashley was afforded the opportunity to work closely with three of GA Tech's top women's teams, including women's basketball, women's volleyball, and women's tennis. She interned at GA Tech, gaining substantial knowledge and fine tuning skills that have molded her practice and shaped her personal mission over three years.

Ashley currently works at Discovery High School in Gwinnett as the strength and conditioning coach for all women's sports and also serves as the school's sports medicine instructor. Once under her leadership, Ashley takes pride in ensuring that her athletes progressively develop and reach their full potential as individuals and as members of a collective team.

MEET THE TEAM | SUPPORT STAFF



Zach Cooper

Director of Scouting & Video Production


Cooper enters his second season in Atlanta after acting as the video coordinator for the University of Tulsa. Prior to his stint with the Golden Hurricane, he spent three seasons at the University of Houston (2014-17) and the Portland Trail Blazers coaching staff during their mini camp in the summer of 2016. Before his time at Houston, Cooper spent two seasons (2012-14) as a graduate assistant for the University of Arkansas women's basketball program working for current Dream Head Coach Nicki Collen. In those roles, he worked closely with the coaching staffs to create scouting reports of various opponents and provide advanced analytical data on player tendencies.

Before his stints in coaching, Cooper was a four-year letterwinner forward at Central College in Iowa from 2006-2010. While a student-athlete at Central College, Cooper also served as an intern within the athletic department.

A native of Johnston, Iowa, Cooper graduated from Central College in May of 2010 with a bachelor's degree in marketing before earning his master's education from the University of Arkansas in May of 2014.

Cooper is the son of Mark and Judi Cooper. He has one younger brother, Owen, who currently is a football coach at DII powerhouse Northwest Missouri State.

MEET THE TEAM | SPOTTERS CHART



1
Elizabeth Williams
C-F • 6-3 • 200



5
Maite Cazorla
G • 5-10 • 155



7
Brittney Sykes
G • 5-9 • 154



10
Nia Coffey
F • 6-1 • 182



15
Tiffany Hayes
G • 5-10 • 155



17
Haley Peters
F • 6-3 • 178



20
Alex Bentley
G • 5-7 • 152



21
Renee Montgomery
G • 5-7 • 140



24
Marie Glich
C • 6-5 • 205



25
Monique Billings
F • 6-4 • 185



35
Angel McCoughtry
F-G • 6-1 • 173



51
Jessica Breland
F • 6-2 • 166



Nicki Collen
Head Coach



Mike Petersen
Assistant Coach



Darius Taylor
Assistant Coach



Jessica Cohen
Athletic Trainer



Zach Cooper
Director of
Scouting and
Video Production



#20 ALEX BENTLEY

Pos.	Ht.	Wt.	Birth Date	College	Exp.
Guard	5-7	152	10/27/90	Penn State	6

WNBA TRANSACTIONS: Selected by the Atlanta Dream in the first round (13th overall) of the 2013 WNBA Draft

2018 WNBA SEASON: Traded to the Dream on July 9, 2018 in exchange for Layshia Clarendon and a 2019 second round pick ... Appeared in 16 games and averaged 20.7 minutes per game in regular season ... Scored a season high with 24 points and made 6 out of 8 from three-pointers against Phoenix (8/17) ... Helped the Dream on a 7 game winning streak in regular season ... Playoff Averages: Averaged 24.1 minutes, 44.4 FG%, 75.0% FT, 2 rebounds and 2 assists, and 15.6 points

2017 WNBA SEASON: Signed a multi-year contract extension with the Sun on February 7, 2017 ... Appeared in 31 games with nine starts ... Made 100th career start against Atlanta (5/13) ... Made her 150th career three-pointer at Washington (5/31) ... Scored in double figures 10 times ... Had a season-high 16 points against Phoenix (8/4) ... Had a season-high seven assists (twice) ... Made a season-high three three-pointers against Indiana (7/30) ... Averaged 8.7 points per game off the bench over her last 10 games ... Missed three Sun games from June 10-17 competing for Belarus at the FIBA EuroBasket Women's Tournament

2016 WNBA SEASON: Appeared in 34 games with career-best 34 starts ... Led the Sun in scoring (12.9 ppg.) ... Was second in assists (85) ... Was Sun high scorer in 12 games ... Led Sun in assists seven times ... Established new single-season career-high with 48 three-pointers on the season ... Also set personal bests for total points (437), rebounds (63), free throws (51), made field goals (169) and minutes (979) ... Tied franchise record for consecutive 20-point games with three straight – 20 at Phoenix (6/29), 24 at Dallas (7/2) and 24 against Minnesota (7/7) ... Tied career-highs with 31 points and 12 made field goals against Washington (6/14) ... Had career-best 22 double-figure scoring games ... Had seven games with 20 or more points ... Averaged 19.7 points over nine game stretch from 6/12-7/7

2015 WNBA SEASON: Appeared in 25 games with 25 starts ... Candidate for WNBA Most Improved Player until suffering a season-ending ankle injury at Tulsa (8/21) ... Established new single-season highs in scoring average (14.7 ppg), steals (49), three-pointers made (38) and free throws made (44) and attempted (53) ... Set single-game career highs in six different categories, including points (31), made field goals (12) and three-point attempts (7) against Washington (8/7), steals (6) against Atlanta (6/14) and defensive rebounds (6) at Phoenix (6/19) ... Scored in double figures 19 times, including 11 straight from 6/16-7/22) ... Had 12 multiple three-point games ... Was named a WNBA Eastern Conference All-Star for the first time in her career ... Led the East with 23 points and five made threes on her home floor at Mohegan Sun Arena

2014 WNBA SEASON: Traded to the Washington Mystics on March 12, 2014 along with Atlanta's third round pick in the 2014 WNBA Draft (32nd overall) in exchange for Matee Ajavon and Washington's second round pick (18th overall) ... Traded to the Connecticut Sun that same day in exchange for Kara Lawson ... Appeared in 34 games with 30 starts ... Candidate for WNBA Most Improved Player ... Established new single-season highs in 15 statistical categories ... Named WNBA Eastern Conference Player of the Week for her play in three games from June 12-15 ... Averaged 19.3 points on 22-of-36 (61.1 percent) from the field in that span ... Became just the fourth player in franchise history to score at least 20 points in three straight games ... Posted consecutive career-highs in points during that span – 21 vs Indiana (6/7), 22 vs Phoenix (6/12), 24 at New York (6/13) ... Scored in double-figures 22 times ... Reached 20 points on five occasions ... Scored 12.2 points per game, third on the team and almost four points better than 2013 (8.3) ... Led the Sun in assists (126) ... Tied for 13th in the WNBA in assist average (3.7 avg.) ... Had 1.85 assist-to-turnover ratio ... Averaged 15.6 points over the last five games of the season, shooting 46.6 percent from the field

2013 WNBA SEASON: Appeared in 34 games with 10 starts ... Named to WNBA All-Rookie Team ... Set a new WNBA record by making 10 consecutive 3-pointers from 6/14-6/28 ... Tied franchise record for assists in a game with 11 against Los Angeles (9/2) ... Third among all rookies in assists (2.8) and steals (1.0) and fourth in scoring (8.3) ... Averaged 10.5 points and 4.7 assists in 10 starts ... Had 12 assists before committing first turnover ... Career-high 19 points with five assists at Chicago (8/31) ... Had 11 points off the bench at New York (9/6) ... Had 11 points off the bench at Chicago (9/13) ... Totaled 17 points,

career-best six boards and four assists at San Antonio (9/15) ... Reached double figures in 12 games

OVERSEAS COMPETITION: Spent the 2016-17 offseason in Turkey, averaging 17.2 points, 3.9 rebounds and 3.8 assists in 22 games for Adana ASKI Mersin ... Averaged 12 points per game in Turkey with Gelistiriler in 2015-16 ... Spent the 2014-15 offseason in France playing for Tarbes Gespe Bigorre, averaging 17.2 points, 3.0 assists and 2.2 rebounds in 30 games ... In 2013-14, played in 13 games for Sport Club do Recife in Brazil, averaging 7.9 points and 2.5 rebounds

COLLEGE: Just the fourth player in Big Ten history to amass career totals of at least 1,500 points, 500 assists and 300 steals, joining a group that includes WNBA vets Katie Smith and Tamara Moore ... Named honorable mention All-American by the WBCA and Associated Press as a senior after averaging 14.1 points, 3.5 assists, 3.4 rebounds and 3.4 steals per game, leading the Big Ten and ranking sixth nationally in steals ... Named one of seven finalists for the Lieberman Award, given to the nation's top Division I point guard ... Won the Frances Pomeroy Naismith Award, presented by the Naismith Memorial Basketball Hall of Fame to the nation's most outstanding female collegian 5-foot-8 and under who excels athletically and academically ... Led the league in steals as a junior en route to earning honorable mention All-American honors ... Three-time First-Team All-Big Ten selection ... Two-time member of the league's All-Defensive team ... Averaged more than 14 points per game in each of her final three seasons at Penn State, finishing her career with 1,786 points scored, which is eighth in program history ... Finished her career ranked second in school history in steals (325) and tied for sixth in assists (567)

PERSONAL: Full name is Alexandria Marie Bentley ... Daughter of Jeff and Marie Wilson ... Has one brother, Jeff Wilson II, and a sister, Alana Bentley ... Broadcast journalism major with a minor in sociology at Penn State ... In high school, led Ben Davis (Indianapolis) to a 30-0 record, a state championship, and a No. 1 ranking in the USA Today Super 25 poll ... Was named a Third Team Parade Magazine High School All-American

WNBA STATS

BENTLEY CAREER REGULAR SEASON AVERAGES

YEAR	TEAM	G	GS	MPG	FG%	3P%	FT%	OFF	DEF	RPG	APG	SPG	BPG	TO	PF	PPG
2013	ATL	34	10	22.1	39.8	32.9	71.1	0.3	1.1	1.4	2.8	1.0	0.0	1.1	2.3	8.3
2014	CON	34	30	25.6	43.3	32.3	75.5	0.2	1.5	1.7	3.7	1.2	0.0	2.0	2.7	12.2
2015	CON	25	25	30.0	40.9	33.6	83.0	0.0	1.9	2.0	2.0	1.9	0.2	1.1	2.6	14.7
2016	CON	34	34	28.8	38.5	28.6	78.5	0.3	1.6	1.9	2.5	0.8	0.0	1.4	2.5	12.9
2017	CON	31	9	23.7	38.0	27.8	80.9	0.1	1.3	1.5	2.9	0.8	0.1	0.8	2.2	8.4
2018	TOT	35	0	21.3	38.7	30.7	72.3	0.3	1.2	1.5	3.3	1.1	0.0	1.6	2.2	9.4
Career		193	108	25.0	40.0	30.8	77.3	0.2	1.4	1.6	2.9	1.2	0.1	1.4	2.4	10.8

BENTLEY CAREER PLAYOFF AVERAGES

YEAR	TEAM	G	GS	MPG	FG%	3P%	FT%	OFF	DEF	RPG	APG	SPG	BPG	TO	PF	PPG
2013	ATL	8	0	17.6	27.9	19.0	88.9	0.5	1.1	1.6	2.0	1.1	0.2	0.8	2.5	5.8
2017	CON	1	0	23.8	50.0	0.0	50.0	0.0	1.0	1.0	2.0	1.0	0.0	0.0	1.0	5.0
2018	ATL	5	0	24.1	44.4	32.0	75.0	0.4	1.6	2.0	2.0	0.6	0.0	2.8	2.2	15.6
Career		8	0	17.6	27.9	19.0	88.9	0.5	1.1	1.6	2.0	1.1	0.3	0.9	2.5	5.8

BENTLEY CAREER HIGHS

Points	31 (2 Times)
Field Goals Made	12 (2 Times)
Field Goals Attempted	24 (Chicago - 7/2/2015)
Three Point Field Goals Made	6 (Phoenix - 8/17/2018)
Three Point Field Goals Attempted	10 (2 Times)
Offensive Rebounds	2 (5 Times)
Defensive Rebounds	6 (Phoenix - 6/19/2015)
Total Rebounds	6 (3 Times)
Assists	11 (Los Angeles - 9/2/2013)
Steals	6 (Atlanta - 6/14/2015)
Blocks	2 (Chicago - 7/25/2017)
Minutes Played	48 (Washington - 6/14/2016)



#25 MONIQUE BILLINGS

Pos.	Ht.	Wt.	Birth Date	College	Exp.
Forward	6-4	185	05/02/96	UCLA	1

WNBA TRANSACTIONS: Selected as the 15th overall pick by the Atlanta Dream in the 2018 WNBA Draft.

2018 WNBA Season: Scored a career-best 11 points against Washington (9/2)...Came off the bench and scored nine points in first playoff game against Washington (8/26)...Scored six points and shot four-for-four from the free throw line against Las Vegas (8/19)...Shot three-for-four from the free throw line against Phoenix (8/17)...Grabbed six rebounds for the third time

this season against Los Angeles (8/9)...Came off the bench and scored seven points against Washington (7/31)...Scored eight points and grabbed six boards in win over Los Angeles (7/24)...Came off the bench and scored eight points in 12 minutes against Seattle (7/22)...Scored 10 points off the bench in win over Washington (7/15)...Dished out a season-high two assists against Seattle (7/6)...Grabbed a career-high six rebounds against Indiana (7/1)...Scored seven points in ten minutes of play against Connecticut (6/22)...Played nine minutes and grabbed five rebounds at Las Vegas (6/8)...Scored first career points off the bench with eight points in four minutes at Chicago (5/23)...Played 10 minutes in first career WNBA game at Dallas (5/20).

COLLEGE: Started in 34 and appeared in 35 games during 17-18 season ... Posted double figures in 31-of-35 games during 17-18 season ... Scored a season-high 26 points (2/19) vs. Oregon during 17-18 season ... Netted at least 5 rebounds in all 35 games and tallied double-digit rebounds in 18 games ... Became the third player in UCLA history to score over 1,500 points and grab over 1,000 rebounds against the Cardinal ... Recorded as UCLA's all-time leader in blocks with 228 blocks ... Scored a career-high 30 points and career-high tying six steals (1/15) vs. Oregon during 16-17 season ... Recorded double figures in 32-of-34 games during 16-17 season ... Scored 28 points, 11 rebounds, four steals and one block win Jan.18 vs. USC ... Reached 1,000-point mark in her career in a home win (1/22) vs. USC during 16-17 season ... Led UCLA in scoring (16.0 PPG) during 16-17 NCAA Tournament ... Awarded 2x All-Pac-12 and 2x All-Defensive Team Honoree by coaches and media ... Ranked UCLA's all-time career leader in blocks with 228 blocks ... Averaged 12.5 PPG, 8.2 RBG, and 26.9 MPG during UCLA career.

PERSONAL: Full name: Monique Charice Billings ... right-handed ... born May 2, 1996 in Riverside, Calif. ... her parents are Chuck and Jane Billings ... has one sister, Andrea ... hobbies include singing, modeling and thrift shopping ... majored in sociology.

WNBA STATS

BILLINGS CAREER REGULAR SEASON AVERAGES

YEAR	TEAM	G	GS	MPG	FG%	3P%	FT%	OFF	DEF	RPG	APG	SPG	BPG	TO	PF	PPG
2018	ATL	32	0	11.0	44.1	0.0	75.0	1.2	1.6	2.8	0.4	0.4	0.0	0.4	1.2	3.3
Career		32	0	11.0	44.0	0.0	75.0	1.2	1.6	2.8	0.4	0.4	0.0	0.4	1.2	3.3

BILLINGS CAREER PLAYOFF AVERAGES

YEAR	TEAM	G	GS	MPG	FG%	3P%	FT%	OFF	DEF	RPG	APG	SPG	BPG	TO	PF	PPG
2018	ATL	5	0	12.9	47.4	0.0	57.9	0.8	1.8	2.6	0.8	0.0	0.6	0.4	2.0	5.8
Career		5	0	12.9	47.4	0.0	57.9	0.8	1.8	2.6	0.8	0.0	0.6	0.4	2.0	5.8

BILLINGS CAREER HIGHS

	Career	Playoffs
Points	10 vs. Washington, 7/15/18	11 at Washington, 9/2/18
Field Goals Made	4 (three times)	3 vs. Washington, 8/26/18
Field Goals Attempted	6 at Los Angeles, 7/24/18	7 vs. Washington, 8/26/18
Free Throws Made	4 at Las Vegas, 8/19/18	7 at Washington, 9/2/18

Free Throws Attempted	4 (two times)	11 at Washington, 9/2/18
Offensive Rebounds	3 vs. New York, 7/19/18	3 vs. Washington, 8/26/18
Defensive Rebounds	5 at Los Angeles, 7/24/18	4 at Washington, 9/2/18
Total Rebounds	6 (three times)	5 (two times)
Assists	2 (two times)	1 (four times)
Steals	2 (two times)	N/A
Blocks	1 at Connecticut, 7/17/18	1 (three times)
Minutes Played	18 (four times)	22 at Washington, 9/2/18

#51 JESSICA BRELAND



Pos.	Ht.	Wt.	Birth Date	College	Exp.
Forward	6-2	166	2/23/88	North Carolina	7

WNBA TRANSACTIONS: Selected in the 13th overall by the Minnesota Lynx in the 2011 WNBA Draft was traded to New York in a draft night deal. Signed with the Chicago Sky in 2014 as a free agent... Signed with the Atlanta Dream on February 2, 2018 as an unrestricted free agent.

2018 WNBA Season: Started in all 34 games ... Led the team with 7.9 total rebounds per game, 6.2 defensive rebounds per game and 1.9 blocks per game ... Averaged 26.4 minutes per game in the regular season and 31.0 minutes per game in the playoffs ... Recorded 12

double-digit rebounds during the season ... Tied her season high of 13 rebounds two times against Seattle (6/10) and Indiana (6/14) and 3 steals seven times ... Scored a season high of 23 points (11-16 from the field goal) to add to the double-double with 10 rebounds and 7 assists against Washington (7/11) ... Recorded a double-double with 14 rebounds and 10 points including 7 blocks in a playoff win over Washington (8/28) ... Playoff Averages: 83.3% of free-throws, 10.8 rebounds, 2.8 assists, 0.8 steals, 2.8 blocks, and 9.0 points.

Scored 12 points and dished out a playoff-best four assists against Washington (9/2)...Finished with nine points and 11 rebounds against Washington (8/31)...Recorded a franchise record seven blocks, behind 10 points and 14 rebounds against Washington (8/28)... Blocked a playoff-best four shots against Washington (8/26)...Scored 16 points in 20 minutes of action against Las Vegas (8/19)...Finished with 16 points against New York (8/12)...Scored 13 points and grabbed seven boards against Dallas (8/11)...Led the Dream in scoring with 19 points and grabbed nine boards against Los Angeles (8/9)...Grabbed 11 boards and blocked five shots against Las Vegas (8/7)...Finished with 13 points and nine boards in win over Chicago (8/3)...Recorded second double-double of season behind 11 points and 10 boards in win over Washington (7/15)...Scored 10 points and grabbed eight boards against Indiana (7/13)...Huge game at Washington (7/11) with 23 points, 10 rebounds, seven assists and four blocks...Finished with 12 rebounds and five points in win over Phoenix (7/8)... Grabbed 10 rebounds against Minnesota (6/29)...Tied career-high with 12 defensive rebounds and grabbed 13 total in win over Indiana (6/14)...Scored a season-high 14 points against Los Angeles (6/12)...Grabbed a season-high 13 boards against Seattle (6/10)...Grabbed 10 rebounds for the third game this season against Phoenix (6/3)...Shot 50 percent from the field against Minnesota (5/29)... Grabbed 10 rebounds for second game in a row against Dallas (5/26)...Grabbed 10 rebounds at Chicago (5/23)...Scored 11 points and grabbed six rebounds in first game as a member of the Dream at Dallas (5/20).

2017 WNBA Season: Started in 33 games and appeared in 34 games for the Chicago Sky ... Led the team in rebounding at 6.3 rebounds per games ... Recorded the team's first double-double with 11 points and 10 rebounds (5/14) vs. Minnesota ... Posted a double-double of 13 points and 10 rebounds (7/30) vs. New York ... Scored 22 points on 10-15 shooting (8/30) vs. Dallas ... Logged her sixth double-digit rebounding game of the year (8/30) ... Scored a season-high 23 points Jul.16 vs. Dallas ... Reached her 1,000-career point (7/18) vs. Indiana ... Led the team in blocks per game at 1.6 in beginning of the season ... Averaged 9.5 PPG, 6.3 RPG, 1.6 APG, and 24.5 MPG for the regular season

2016 WNBA Season: Started in 16 out of 34 games played...Had season-highs of 16 points vs. Los Angeles Sparks, three assists vs. New York Liberty, and played 33 minutes vs. Connecticut Sun...Grabbed 10 rebounds (3 times) during the season.

2015 WNBA Season: Started in 30 of 33 games...Second on the team in rebounding with 5.9 rebounds per game, recorded five double-digit rebounding games...Season-high 17 points came in July 17 loss to Minnesota...Fourth on the team in scoring at 6.3 points per game...Finished in the top 10 of the WNBA for total blocks for the second straight season with 36 (9th in the league); 6th in the league in offensive rebounds with 70.

2014 WNBA Season: Recorded four double-doubles in first six games of 2014...Set new career highs for steals (3) and free throws (5-for-6) in the Sky's season opener vs. Indiana on May 16...Tallied a personal-best 15 rebounds vs. Connecticut on May 21...Delivered 18 points, 10 rebounds and career-high 6 assists vs. Connecticut on May 30...Put up 22 points vs. New York on June 18...Set new personal bests for points (26), field goals (12) and blocks (7) vs. Tulsa on 6/22...Was named to

the 2014 WNBA Eastern Conference All-Star Team...Scored 6 points and grabbed 12 rebounds in the WNBA All-Star Game on 7/19...Recorded 15 points and 8 rebounds at Atlanta on 7/25...Poured on 12 points with 9 rebounds at Tulsa on 7/27 and Minnesota on 8/7...Grabbed nine rebounds in Game 1 of the WNBA Finals vs. Phoenix on 9/7.

2013 WNBA SEASON: Started in two games and appeared in 30 games for the Indiana Fever ... Scored a season high of 17 points (8/1) vs. Connecticut ... Tallied a season-high of 10 rebounds (6/30) vs. Chicago ... Averaged 5.3 PPG, 4.0 RBG, 0.6 APG, and 14.6 MPG for the regular season.

2012 WNBA SEASON: Jessica Breland did not play during the 2012 WNBA season.

2011 WNBA SEASON: Played sparingly for Connecticut, appearing in just four games for a total of six minutes ... Appeared in nine games for New York, scoring six points twice for the Liberty...she had a career-high three made field goals at Chicago, 6/17...drafted by the Lynx, she was part of a draft-day trade sending her to New York.

COLLEGE: Played in 140 games for North Carolina, averaging 10.8 points and 6.7 rebounds during her career with the Tar Heels...Lowe's Senior CLASS Award candidate...in 34 games, she averaged 12.4 points and 7.1 rebounds...Named to the 2010-11 ACC All-Tournament Team and was an All-ACC honorable mention selection... earned the Bob Bradley Spirit and Courage Award...missed the entire 2009-10 season while receiving treatment for Hodgkin's lymphoma...after being diagnosed in the spring of 2009, she spent six months undergoing chemotherapy at UNC Hospitals...she was named to the Wooden Award Midseason Top 20 list and led the league in double-doubles with 16, including 10 against ACC opponents as a junior...she became just the third player in UNC history to record at least 100 blocks in a single season, earning All-ACC second-team for her efforts...she was also a member of the ACC All-Defensive Team after her junior year.

PERSONAL: Daughter of Jean and Charles Breland...Has three older siblings; Arneice, Christina and Stephani...Prepped at Bertie High School where she was coached by Alice Lyons-Bennett and was an All-America selection by McDonald's, the WBCA and Parade Magazine as a senior...She was a second-team All-America selection by EA Sports and a third-team Street and Smith's All-America pick...she was the Gatorade Player of the Year in North Carolina as a senior, averaging 22 points and 12 rebounds per game...she scored 17 points for the East team to earn MVP honors at the North Carolina Coaches' Association East-West All-Star Game...she also participated in volleyball and track & field...as a sprinter in track, she was a USA U18 Women's National Team Trials Invitee.

WNBA STATS

BRELAND CAREER REGULAR SEASON AVERAGES

YEAR	TEAM	G	GS	MPG	FG%	3P%	FT%	OFF	DEF	RPG	APG	SPG	BPG	TO	PF	PPG
2011	TOT	13	0	5.8	39.1	0.0	82.9	0.9	1.5	2.4	3.1	1.6	0.2	3.0	3.2	14.7
2013	IND	30	2	14.6	43.9	0.0	82.7	0.6	1.2	1.8	2.0	1.6	0.1	1.9	2.9	7.9
2014	CHI	32	32	26.5	46.1	0.0	79.0	0.7	1.0	1.7	2.9	0.9	0.0	2.2	2.2	8.9
2015	CHI	33	30	21.4	47.1	0.0	72.4	0.4	0.3	0.8	0.7	0.4	0.0	0.9	1.2	2.2
2016	CHI	34	16	17.2	49.4	0.0	82.2	0.6	1.8	2.5	2.4	1.4	0.1	1.8	2.4	5.9
2017	CHI	34	33	24.5	47.6	38.1	75.0	0.6	1.0	1.6	1.2	0.3	0.3	1.0	1.6	3.3
2018	ATL	34	34	26.4	42.8	0.0	75.0	1.7	6.2	7.9	2.0	1.1	1.9	1.7	2.5	8.3
Career		210	147	20.9	45.9	33.3	77.0	1.6	4.0	5.6	1.3	0.7	1.4	1.4	2.1	7.2

BRELAND CAREER PLAYOFF AVERAGES

YEAR	TEAM	G	GS	MPG	FG%	3P%	FT%	OFF	DEF	RPG	APG	SPG	BPG	TO	PF	PPG
2009	WAS	2	0	17.0	37.5	25.0	83.3	0.5	2.0	2.5	1.5	2.0	0.0	1.0	3.0	9.5
2010	WAS	2	0	17.5	44.0	40.0	75.0	0.0	0.0	0.0	1.5	1.5	0.0	1.0	3.5	18.0
2013	WAS	3	3	21.9	23.5	0.0	75.0	1.7	1.7	3.3	2.3	2.0	0.0	2.6	3.3	4.7
2014	ATL	2	0	3.4	0.0	0.0	0.0	0.0	1.0	1.0	0.5	0.0	0.0	0.5	0.0	0.0
2016	ATL	2	1	15.6	50.0	0.0	100.0	1.0	1.5	2.5	0.5	0.0	0.0	1.5	2.0	7.0
2018	ATL	5	5	31.0	37.0	0.0	83.3	2.8	8.0	10.8	2.8	0.8	2.8	1.6	3.6	9.0
Career		20	13	22.9	44.1	0.0	90.0	2.1	5.3	7.4	1.4	0.8	1.6	0.9	2.3	6.9

BRELAND CAREER HIGHS

	Career	Playoffs
Points	26 vs. Tulsa, 6/22/14	20 vs. Atlanta, 9/25/16
Field Goals Made	12 vs. Tulsa, 6/22/14	10 vs. Atlanta, 9/25/16
Field Goals Attempted	21 vs. New York, 6/18/14	14 vs. Atlanta, 9/25/16
Three Point Field Goals Made	3 vs. Phoenix, 6/16/17	N/A
Three Point Field Goals Attempted	6 vs. Phoenix, 6/16/17	1 (two times)
Free Throws Made	6. vs Washington, 8/3/14	4 vs. Indiana, 9/21/15
Free Throws Attempted	6 (two times)	4 vs. Indiana, 9/21/15
Offensive Rebounds	9 (two times)	8 vs. Atlanta, 9/25/16
Defensive Rebounds	12 (two times)	10 vs. Washington, 8/28/18
Total Rebounds	15 (two times)	16 vs. Atlanta, 9/25/16
Assists	7 vs. at Washington, 7/11/18	4 at Washington, 8/28/18
Steals	3 (seven times)	3 vs. Atlanta, 9/25/16
Blocks	7 (two times)	7 vs. Washington, 8/28/18
Minutes Played	42 vs. Dallas, 7/16/17	35 vs. Washington, 9/4/18
Double-Doubles	18	2



#5 MAITE CAZORLA

Pos.	Ht.	Wt.	Birth Date	College	Exp.
Guard	5-10	155	6/18/97	Oregon	R

WNBA TRANSACTIONS: Selected with the 23rd overall pick (second round) by the Atlanta Dream in the 2019 WNBA Draft

COLLEGE: Named All-Pac-12 junior and senior year, honorable mention as a freshman... Named to Pac-12 All-Freshman Team in 2016 ... Named PAC-12 All-Defense honorable mention in 2018 ... Entering the 2019 NCAA Tournament, owned the program record with 141 career games played and 141 career starts ... As a senior, averaged 9.7 points, 4.3 assists and 1.4 rebounds in 33.3 minutes per game ... Reached 1,000 career points in UO's overtime win

over No. 10 UCLA, her 99th career game (2/19/18) ... As a junior, helped the Ducks to a program-record 33 wins, UO's first Pac-12 regular season title since 1999-2000 and the team's first ever Pac-12 Tournament title ... Played in and started 36 games as a sophomore, helping the Ducks to the program's first ever Sweet 16 and Elite appearances ... Ranked second on the team with 45 steals as a sophomore ... As a freshman, ranked first in the Pac-12 and 12th in the NCAA with 206 assists, the second-most in single-season program history and just three shy from matching the UO record ... Also paced the Pac-12 with a 2.00 assist-to-turnover ratio in 2016 ... Started her college career with a bang, tallying nine points, nine assists and four steals in Oregon's season-opening win over No. 22 ranked North Carolina

OVERSEAS COMPETITION: Played on the Spanish U14, U15, U16, U17 and U19 national teams ... Helped Spain to a third place finish at the U19 FIBA World Championships in the summer of 2015 ... Competed at the FIBA World Championships in the summer of 2014 with the U17 team, helping Spain to a title game appearance against USA ... Averaged 11 points and three assists over seven games in the tournament, shooting 44.1 percent from the field and 85.7 percent at the line ... Scored 14 points on 5-of-11 shooting (4-of-9 from three) to go with five boards and three assists in the title game against USA ... Won a European title with the U16 squad in Bulgaria

PERSONAL: Born in Las Palmas, Spain ... Attended Segle XXI, an elite sports academy in Barcelona



#10 NIA COFFEY

Pos.	Ht.	Wt.	Birth Date	College	Exp.
Forward	6-1	182	6/11/95	Northwestern	2

WNBA TRANSACTIONS: Selected fifth overall by the San Antonio Stars in the 2017 WNBA Draft, traded to the Dream in April 2019

2018 WNBA SEASON: Appeared in 28 games and made 10 starts ... Averaged 13.8 minutes per game with 2.4 rebounds and 5.3 points per game ... Scored 10 or more points on five occasions, including a career-high 23 vs. Seattle (5/27) ... Led or tied for the team lead in rebounding on one occasion ... Injured her left ankle at Chicago (6/3, missed 4 games) ... Posted one double-double with 11 points, career-high 12-rebounds vs. Phoenix (6/15)

2017 WNBA SEASON: Appeared in 27 games and made one start ... Averaged 7.8 minutes per game with 1.9 rebounds and 1.8 points per game ... Scored a season-high seven points vs. Phoenix (7/7) ... Grabbed a season-high six rebounds vs. Connecticut on (7/5)

COLLEGE: At the time of her graduation from Northwestern was the program's career leader in rebounds, field goal attempts, free throws made and attempted, and ranked second in program history in career points and blocked shots ... Became fifth player in Big Ten women's basketball history with 2,000 points and 1,000 rebounds in a career, reaching the mark against Maryland on January 7, 2017 ... First Team All-Big Ten all four years ... AP All-America Honorable Mention as a senior in 2017 ... Named to 2017 Naismith Women's College Player of the Year watch list

OVERSEAS COMPETITION: 2018-19 (Adelaide Lightning, Australia): Named Team MVP and a WNBL All-Star ... 2018-19: Arka Gdynia, Poland ... 2017-18: Maccabi R. Hen, Israel

PERSONAL: Daughter of Sheba and Richard Coffey ... Father Richard played one season in the NBA with the Minnesota Timberwolves ... Sister, Sydney, played basketball at Marist College ... Brother, Amir, plays basketball at the University of Minnesota ... Majored in Learning and Organizational Change with a minor in Business Institutions


WNBA STATS

COFFEY CAREER REGULAR SEASON AVERAGES

YEAR	TEAM	G	GS	MPG	FG%	3P%	FT%	OFF	DEF	RPG	APG	SPG	BPG	TO	PF	PPG
2017	SAN	27	1	7.8	27.1	0.0	72.7	0.6	1.2	1.9	0.2	0.1	0.2	0.5	1.3	1.8
2018	LV	28	10	13.8	38.0	40.0	61.8	0.8	1.6	2.4	0.6	0.3	0.2	1.2	1.7	5.3
Career		55	11	10.8	34.7	22.2	64.4	0.7	1.4	2.1	0.4	0.3	0.2	1.0	1.5	3.6

COFFEY CAREER HIGHS

	Career
Points	23 (Seattle - 5/27/2018)
Field Goals Made	8 (Seattle - 5/27/2018)
Field Goals Attempted	14 (Seattle - 6/19/2018)
Three Point Field Goals Made	2 (Seattle - 5/27/2018)
Three Point Field Goals Attempted	3 (Seattle - 5/27/2018)
Offensive Rebounds	3 (3 Times)
Defensive Rebounds	9 (Phoenix - 6/17/2018)
Total Rebounds	12 (Phoenix - 6/17/2018)
Assists	6 (Chicago - 6/3/2018)
Steals	2 (Seattle - 5/31/2018)
Blocks	2 (Washington - 5/22/2018)
Minutes Played	32 (Washington - 5/22/2018)



#24 MARIE GÜLICH

Pos.	Ht.	Wt.	Birth Date	College	Exp.
Center	6-5	205	5/28/94	Oregon State	1

WNBA TRANSACTIONS: Selected 12th overall by the Phoenix Mercury in the 2018 WNBA Draft, traded to the Dream during the 2019 WNBA Draft

2018 WNBA SEASON: Appeared in 23 games ... Averaged 5 minutes per game with one rebound and 1.6 points per game ... Recorded her first WNBA points from the free throw line in the Mercury's season opener on May 18 against Dallas ... Scored a season-high six points on August 10 against Indiana in ten minutes while shooting 60% from the field ... Ended the season with averages of 1.5 points and 1.0 rebounds in 5.0 minutes of play

COLLEGE: Averaged 17.5 points and 9.1 rebounds in 34 games during her senior season after averaging under 10 points in each of her first three collegiate seasons ... Ranked third in the nation in field goal percentage at 65.2 percent (second best percentage in Pac-12 history) during the 2017-18 season and fifth in blocks ... Named the media's Co-Pac-12 Defensive Player of the Year following her senior season ... Two-time All-Pac-12 Team selection during her time at Oregon State ... Finished her career ranked third on the program's all-time blocks list, fourth in career field goal percentage and fifth in rebounds

OVERSEAS COMPETITION: Represented Germany in the 2019 Women's EuroBasket Qualifiers in November, 2018... posted a 24-point, -rebounds performance in the team's 78-52 win over Switzerland on November 21, 2018 ... Represented Germany at the FIBA U18 'B' European Championships for Women in 2012 and 2011 ... Helped Germany finish eighth overall during the 2012 FIBA U18 'B' European Championships, averaging 6.0 points, 6.1 rebounds, and 1.1 blocks per game ... Averaged 3.6 points and 3.0 rebounds per game during the 2011 FIBA U18 'B' European Championships ... Led Germany in scoring and blocks at the 2010 U16 'B' European Championships for Women, averaging 12.4 points and 2.3 blocks

PERSONAL: Daughter of Nelly and Johannes GÜlich ... Has two siblings, Martin and Theresa ... Favorite athlete growing up was Dirk Nowitzki ... Enjoys making friends and traveling

GÜLICH CAREER REGULAR SEASON AVERAGES

YEAR	TEAM	G	GS	MPG	FG%	3P%	FT%	OFF	DEF	RPG	APG	SPG	BPG	TO	PF	PPG
2018	PHO	23	0	5.0	48.3	0.0	75.0	0.4	0.6	1.0	0.1	0.0	0.2	0.5	0.8	1.5
Career		23	0	5.0	48.3	0.0	75.0	0.4	0.6	1.0	0.1	0.0	0.2	0.6	0.8	1.5

GÜLICH CAREER HIGHS

	Career
Points	6 (Indiana - 8/10/2018)
Field Goals Made	3 (Indiana - 8/10/2018)
Field Goals Attempted	5 (Indiana - 8/10/2018)
Offensive Rebounds	3 (Washington - 5/30/2018)
Defensive Rebounds	3 (Indiana - 8/10/2018)
Total Rebounds	4 (Washington - 5/30/2018)
Assists	-
Steals	-
Blocks	-
Minutes Played	12 (Dallas - 7/10/2018)



#15 TIFFANY HAYES

Pos.	Ht.	Wt.	Birth Date	College	Exp.
Guard	5-10	155	09/20/89	Connecticut	7

WNBA CAREER CAPSULE

- Named to the 2012 WNBA All-Rookie Team
- 2017 All-Star Starter (Eastern Conference)

WNBA TRANSACTIONS: Selected by the Atlanta Dream with the No. 14 overall pick in the 2012 WNBA Draft.

2018 WNBA SEASON: Started in 34 of 36 games played ... Averaged 28.9 minutes per game and 17.2 points per game ... Averaged a 81.7 free-throw percentage in the regular season ... Averaged 6.2 rebounds per game in the playoffs ... Scored a season-high 28 points, went 6-of-11 from behind the arc, and 4-4 from the free-throw line against Minnesota (8/5) ... Had a season-high 8 rebounds against Connecticut (7/17) ... Went 10-of-10 from the free-throw line against Dallas (5/10) ... Helped the Dream in a win over Washington with 23 points and 11 rebounds in Game 4 of the playoffs.

2017 WNBA SEASON: Led the Dream in scoring with a career-high 16.3 points per game, good for 13th in the WNBA... Played and started 33 games...Her 166 field goals, 48 three-point baskets and 158 free-throws made were all career-highs... Finished in double-figure scoring in 30 games during the season...Scored 25 points against Minnesota on July 28...Helped the Dream to a win over San Antonio with 25 points and seven rebounds on July 18...Earned first career start and appearance in the WNBA All-Star game...Named Eastern Conference Player of the Month (May).

2016 WNBA SEASON: Played and started 33 games...Averaged 15 points and six rebounds; both career-highs... Scored season-high 32 points vs. Sparks (6/30)... Went 10-of-10 from the FT line ending with 27 points vs. Liberty (5/24)...Scored 30 points shooting 10-of-17 from the field in Atlanta playoff loss vs. Sky (9/25).

2015 WNBA SEASON: Scored double-figure points in last 21 of last 26 games which she was active...erupted for a career-best 28 points at Indiana (8/28) while shooting 14-of-15 from free throw line...scored 19 points at Chicago (7/21) and at Connecticut (8/23)...while shooting 7-of-10 from the field...tallied 19 points at Phoenix (7/14)... Has started each of the past 10 games after returning from competing at the 2015 European Games and scored in double-figures in eight of those ten contests...Temporarily suspended while competing at 2015 European Games ... Scored in double figures in each of the six games she has seen action this season ... Totaled 17 points while sinking three treys in season opener 6/7 at New York ... Went over the 1,000 point mark for her career vs. the Liberty ... Had 12 points 6/7 vs. Connecticut ... 10 points 6/11 vs. San Antonio ... 12 points, five boards and two steals 6/12 at Washington ... 10 points and season-best six boards 6/14 at Connecticut.

2014 WNBA SEASON: Played in all 34 games, making 32 starts ... Averaged 12.9 points, 3.0 rebounds and 2.5 assists per game ... Ranked 22nd in the WNBA in scoring and fourth among guards in field goal percentage (.463) ... Eighth in assist/turnover ratio (2.15) ... 25 double-digit scoring games, including five with 20+ points ... Led or shared team lead in scoring six times ... Tied then-career high with 23 points, plus six boards and six assists, 7/29 vs. Connecticut ... Career-high 27 points on 9-of-12 shooting 7/31 at Tulsa ... Averaged 12.7 points on 48.1 percent shooting and 3.0 rebounds in three playoff games.

2013 WNBA SEASON: Played in 23 games, including four starts ... Missed seven games due to surgery to repair a torn meniscus in her left knee July 9, and four more games after aggravating the injury ... Team was 15-8 when she played, 2-9 when she didn't ... Averaged 11.3 points and 3.7 rebounds ... Scored in double figures 12 times, including three games with more than 20 points ... Led team in scoring four times ... Played in all eight playoff games, including six starts, and averaged 12.4 points and 4.5 boards.

2012 WNBA SEASON: Played in all 34 games, including 17 starts ... Named to the 2012 WNBA All-Rookie Team ... Ranked fifth among all rookies in the WNBA in scoring at 8.6 points per game, second in assists (2.1) and 10th in rebounding (3.1)

... Averaged 11.9 points in her 17 starts ... Reached double figures in scoring 16 times ... Ranked 24th in the WNBA in free throw percentage at 78.6 percent. ... Averaged 4.3 points, 2.3 rebounds, 1.7 assists and 1.7 steals in Atlanta's three playoff games against Indiana.

COLLEGE: Two-time All-BIG EAST First Team selection ... Helped Connecticut to two national championships and four Final Four appearances ... Finished career with 147-7 record as a Husky ... Tallied 23 20+ point performances, including three 30+ point performances as a senior ... Averaged 14.7 points, 5.8 rebounds, 3.3 assists and 2.3 steals per game as senior ... Most Outstanding Player of the 2012 Kingston Regional NCAA Tournament... Finalist for the Wooden Award and Wade Trophy ... Associated Press Third Team All-American.

PERSONAL: Born Tiffany Kiara Hayes on Sept. 20, 1989, in Fort Polk, La. Parents are Dorothy and Renard Hayes ... Majored in Sociology at Connecticut ... Led Winter Haven High School to a combined record of 117-9 during four-year prep career ... Also lettered in softball and cross country in high school.

WNBA STATS

HAYES CAREER REGULAR SEASON AVERAGES

YEAR	TEAM	G	GS	MPG	FG%	3P%	FT%	OFF	DEF	RPG	APG	SPG	BPG	TO	PF	PPG
2012	ATL	34	17	23.1	39.0	27.3	78.6	0.7	2.4	3.1	2.1	0.8	0.3	1.5	2.6	8.6
2013	ATL	23	4	22.3	40.6	37.7	74.5	0.9	2.9	3.7	1.7	1.1	0.1	1.7	2.3	11.3
2014	ATL	34	32	28.4	46.4	35.7	76.0	0.9	2.1	3.0	2.5	1.0	0.2	1.1	2.4	12.9
2015	ATL	28	27	29.9	39.2	27.4	80.5	1.0	2.0	3.0	2.2	1.0	0.3	1.6	3.5	12.9
2016	ATL	33	33	30.8	44.1	27.4	80.4	1.0	2.4	3.4	2.4	1.2	0.2	1.7	2.8	15.0
2017	ATL	33	33	30.0	43.6	37.2	85.4	0.9	2.9	3.8	2.4	1.2	0.2	1.8	3.1	16.3
2018	ATL	31	29	28.9	44.1	32.1	81.7	0.9	2.7	3.6	2.7	1.1	0.2	1.6	2.1	17.2
Career		216	175	27.8	42.8	32.0	80.1	0.9	2.5	3.4	2.3	1.1	0.2	1.6	2.7	13.5

HAYES CAREER PLAYOFF AVERAGES

YEAR	TEAM	G	GS	MPG	FG%	3P%	FT%	OFF	DEF	RPG	APG	SPG	BPG	TO	PF	PPG
2012	ATL	3	0	16.3	36.4	33.3	100	0.7	1.7	2.3	1.7	1.6	0.3	1.6	3.3	4.3
2013	ATL	8	6	28.4	39.0	35.3	76.7	0.9	3.6	4.5	1.9	0.6	0.0	1.3	2.4	12.4
2014	ATL	3	3	31.1	48.1	33.3	90.0	0.7	2.3	3.0	2.0	0.3	0.3	1.3	2.7	12.7
2016	ATL	1	1	36.7	58.8	42.9	87.5	1.0	5.0	6.0	2.0	1.0	0.0	2.0	3.0	30.0
2018	ATL	5	5	33.6	44.4	37.5	80.0	2.4	3.8	6.2	3.4	1.4	0.2	2.0	2.0	16.4
Career		20	15	28.7	43.5	36.2	81.8	1.2	3.3	4.5	2.3	1.0	0.2	1.6	2.5	13.1

HAYES CAREER HIGHS

	Career
Points	32 at Los Angeles 6/30/16
Field Goals Made	11 Two Times
Field Goals Attempted	19 vs. Washington 6/4/17
Three Point Field Goals Made	3 Four Times
Three Point Field Goals Attempted	9 vs. Minnesota, 7/28/17
Free Throws Made	14 at Indiana 8/28/15
Free Throws Attempted	15 at Indiana 8/28/15
Offensive Rebounds	4 vs. Chicago, 7/13/14
Defensive Rebounds	9 vs Connecticut 8/25/15
Total Rebounds	11 at New York 5/24/16
Assists	8 vs Chicago 6/16/13
Steals	5 vs Connecticut 6/17/12
Blocks	3 vs Los Angeles 7/16/15
Minutes Played	46 at Minnesota 7/22/14



#35 ANGEL McCOUGHTRY

Pos.	Ht.	Wt.	Birth Date	College	Exp.
Forward/Guard	6-1	173	9/10/86	Louisville	9

WNBA TRANSACTIONS: Selected by the Atlanta Dream with the No. 1 overall pick in the 2009 WNBA Draft ... Re-signed by the Dream on Feb. 7, 2013.

2018 WNBA SEASON: Started in 30 of 31 games played ... Averaged 27.5 minutes, 16.5 points, 6 rebounds, 3.0 assists and 1.3 steals per game ... Scored a career high of 39 points, made 19 of 22 from the free-throw line, 14 rebounds, 4 assists, and 3 steals against New York (6/19) ... Had a season high of seven assists against Indiana (7/13) ... Registered 11 games with 100% from the free-throw line ... Double-digit scoring in 26 of 29 games played ... Finished

with three double-doubles in scoring and rebounds... Suffered a season-ending knee injury against Las Vegas (8/7).

2017 WNBA SEASON: Angel McCoughtry sat out the 2017 WNBA Season.

2016 WNBA SEASON: Appeared in all 33 games, started in 32... Averaged 19.5 points, 5.7 rebounds, 1.6 steals, playing 30.0 minutes per game... Led the Dream to the second round of WNBA Playoffs averaging 32.0 points during the playoffs... Scored 30+ points seven times... Scored 20+ points in nineteen games... Ranked fourth in WNBA for points and steals per game... Ranked 16th in WNBA for rebounding... Ranked 18th in WNBA in career scoring leaders at 4,990 points... Helped USA Team win gold in 2016 Summer Olympics in Rio... Named to All-WNBA Second Team... Named Associated Press OF the Week... Eastern Conference WNBA Player of the Week (2X)... Atlanta Sports Professional Athlete of the Year Finalist...

2015 WNBA SEASON: Appeared in 34 games, started in 26... Career 19.5 ppg 4.9 rpg 28.9 mpg... First in the WNBA in steals (72), second in steals per game (2.1 spg), second in free throws (178) and third in scoring (20.1 ppg)... Double-digit scoring in 33 of 34 games... 17 games with 20+ points, including five games where she scored 30+... Second behind Elena Delle Donne in total points (685)... Two double-doubles, 33 points 11 rebounds (8/29) and 34 points 10 rebounds (7/24)... Only player to be named to the All-WNBA First Team and WNBA All-Defensive First Team... Second fastest WNBA player to score 4,000 points (206 games)... Topped the Dream in field goals, field goal attempts, minutes played, two-point field goals, free throws, and turnovers... 4-time WNBA All-Star starter... Registered 10 games with 100% shooting from the free-throw line... Increased three point field goal percentage every year for the last three seasons...

2014 WNBA SEASON: Finished third in the MVP voting ... Second-Team All-WNBA Selection ... Named to the WNBA All-Defensive First Team ... Starter for the WNBA All-Star Game ... Twice named Eastern Conference Player of the Week (June 23, July 14) ... Nominated for an ESPY for Best WNBA Player ... Won her second career steals title (2.39 per game) ... Also ranked fourth in scoring (18.5), 16th in assists (3.6) and 20th in rebounds (5.2) ... Fourteen games with 20+ points, including season-high 33 points on two occasions ... Recorded two double-doubles ... Played in 31 games, making 29 starts ... Missed one game (May 24 at Chicago) with rhomboid strain and two others (Aug. 10 at Chicago and Aug. 13 vs. Phoenix) due to tendinitis in feet ... Averaged 26.7 points, 6.0 rebounds, 3.3 assists and 2.7 steals in three playoff games, including a 39-point performance in a victory at Chicago ... Following the season, helped USA Basketball win a gold medal at the 2014 World Championship.

2013 WNBA SEASON: Won her second straight league scoring title, averaging 21.5 points per game to claim the WNBA Peak Performer Award ... Named to All-WNBA Second Team ... Earned WNBA All-Defensive First Team honors ... Selected as WNBA All-Star Game starter for the second time ... Eastern Conference Player of the Month for June ... Four-time Eastern Conference Player of the Week ... Finished second in the WNBA in steals (2.7), sixth in assists (4.4) and 22nd in rebounding (5.3) ... Appeared in 33 games with 32 starts ... Scored at least 15 points in every game until playing just seven minutes in the regular-season finale ... Had 19 20+ scoring games and six games with 30+ points ... Scored her 3,000th career point Sept. 6 at New York, becoming the third youngest player in WNBA history to reach that milestone while doing it in 154 games, which is the third fewest in league history ... Started all eight playoff games, averaging 17.9 points, 3.6 rebounds, 3.8 assists and 2.0 steals.

2012 WNBA SEASON: Appeared in 24 games, starting 17 ... Earned a WNBA Peak Performer Award for winning her first league scoring title (21.4 ppg) ... Also led the WNBA in steals (2.50) ... Became just the second player in league history to lead the league in scoring and steals in a season, joining Sheryl Swoopes (2000) ... WNBA Eastern Conference Player of the Week for the Week of June 25-July 1 ... Scored at least 20 points in 18 of her 24 games, with three games of at least 30 ... Ranked second on the team in blocks with 27 (1.13 bpg), which ranked fifth in the WNBA ... Ranked 21st in the league in assists (2.9 apg) and 23rd in rebounding (5.0) ... Set a WNBA record for free throws made without a miss in a game, sinking 17-of-17 June 2 vs. Chicago ... Missed six games (June 17, 19; July 7, 8, 11, 13) with a sprained left MCL ... Missed Aug. 22, 24 games for personal reasons ... Missed Aug. 28 and 30 games due to suspension ... Averaged 18.0 points, 5.7 rebounds, 3.3 assists and 2.3 steals in three playoff games ... Helped Team USA win gold at the London Olympics, finishing as the team's second-leading scorer (10.9 points per game) ... Added 4.6 rebounds, 2.5 steals and 2.1 assists per contest ... Her 20 steals were six more than any other player at the Olympics.

2011 WNBA SEASON: Appeared in 33 games, including 30 starts ... Averaged 21.6 points, 5.2 rebounds, 2.5 assists and 2.18 steals per game ... Finished second in the WNBA in scoring ... Recorded career-highs in scoring and rebounding ... 2011 WNBA All-Star ... 2011 All-WNBA First Team selection ... 2011 WNBA All-Defensive First team selection ... Set regular season career-high with 37 points July 26 against Tulsa ... Topped the 30 point mark six times in the regular season, more than any other player ... Scored in double figures in 31 of 34 regular season games ... Averaged 23.1 ppg in eight postseason games ... Set WNBA Finals record with 38 points in Game 2 against the Minnesota Lynx on 10/5/2011, breaking the record she previously held (35 points in 2010 WNBA Finals) ... Averaged 23.1 points, 5.5 rebounds and 3.0 steals per game in eight postseason games.

2010 WNBA SEASON: Started all 34 games for the Dream ... Averaged 21.1 points, 4.9 rebounds, 3.1 assists and 1.9 steals per game ... Led the Dream in minutes (30.7 mpg), scoring and steals ... Finished second in assists ... Participated in "WNBA vs. USA Basketball: The Stars at the Sun" game ... Earned 2010 WNBA All-Defensive First Team honors and finished second in Defensive Player of the Year voting ... Finished sixth in MVP voting ... Named a team captain ... Ranked third in the league in scoring, averaging 21.1 points per game ... Ranked third in the WNBA in steals, averaging 1.9 steals per game ... Started all seven playoff games, averaging 26.7 points, 5.4 rebounds, 2.3 assists and 2.0 steals per game ... Set a WNBA record with 42 points in the Eastern Conference Finals ... Set a WNBA Finals record with 35 points in Game 3 ... Averaged 26.7 points, 5.4 rebounds and 2.3 assists per game in seven postseason games.

2009 WNBA SEASON: Appeared in all 34 games, including 10 starts ... Averaged 12.8 points, 3.1 rebounds, 2.1 assists and 2.2 steals per game ... Named the 2009 WNBA Rookie of the Year ... Earned WNBA All-Defensive Second Team honors ... Led all rookies in points and steals and ranked fifth in assists ... Earned two consecutive Rookie of the Month honors ... Ranked first in WNBA in steal per 40 minutes (4.03) and fourth in average steals per game ... Lead team in steals with 74 for the season ... Scored season-high in points (34) vs. San Antonio August 20, 2009 ... Started both playoff games, averaging 19.0 points, 5.5 rebounds and 3.0 assists per game.

COLLEGE: First female athlete in University of Louisville history to have her jersey retired (2010) ... Louisville's first three-time All-American selection ... Three-time All-Big East first team selection ... Led Louisville to the Final Four and title game as a senior ... Finished as the school's all-time leading scorer (2,779 points) and rebounder (1,261 rebounds) ... Averaged 20 points and 9.1 rebounds per game in collegiate career ... Big East Player of the Year (2007) and Big East Defensive Player of the Year (2009) ... Led the Big East in scoring, rebounding and steals for three straight years ... Led the nation in steals as a senior with 4.3 per game ... Scored a career-high 41 points against DePaul as a senior, tying her own school scoring record ... Set a new single season scoring record with 858 points as a senior, surpassing her own record set during her sophomore year ... Big East All-Freshman Team (2006) ... Gold medalist on Team USA at Pan American Games in 2007 ... During her career at Louisville, attendance more than quadrupled (1,774 to 7,111).

PERSONAL: Grew up in Baltimore, Md., and attended Saint Francis High School ... Parents are Roi and Sharon McCoughtry ... Attended the Patterson School in Lenoir, N.C., for a year ... Father, Roi McCoughtry, was a forward for Coppin State in the 1970s ... Started the Angel McCoughtry Dream Foundation in 2010 to help inspire youth to achieve their dream ... Has a passion for music and has recorded several songs ... Won an Olympic Gold Medal in 2012 with Team USA at the London Olympics

WNBA STATS

MCCOUGHTRY CAREER REGULAR SEASON AVERAGES

YEAR	TEAM	G	GS	MPG	FG%	3P%	FT%	OFF	DEF	RPG	APG	SPG	BPG	TO	PF	PPG
2009	ATL	34	10	21.6	47.6	29.4	74.1	1.0	2.1	3.1	2.1	2.1	0.3	2.1	2.7	12.8
2010	ATL	34	34	30.7	40.8	26.2	80.3	1.9	3.1	4.9	3.1	1.9	0.6	3.1	3.1	21.2
2011	ATL	33	30	27.9	42.4	26.4	77.7	1.6	3.6	5.2	2.5	2.1	0.9	3.1	3.0	21.6
2012	ATL	24	17	29.9	44.7	33.7	80.0	2.1	2.9	5.0	2.9	2.5	1.1	3.9	2.3	21.4
2013	ATL	33	32	31.4	41.3	20.4	82.4	1.8	3.6	5.3	4.4	2.7	0.7	4.0	2.7	21.5
2014	ATL	31	29	31.3	42.0	29.5	80.9	1.7	3.5	5.2	3.6	2.3	0.3	3.7	3.0	18.5
2015	ATL	34	26	30.0	41.3	36.3	80.5	1.9	3.4	5.3	2.8	2.1	0.5	3.1	3.4	20.1
2016	ATL	33	32	30.0	43.4	30.2	78.8	1.1	4.5	5.7	2.8	1.5	0.7	2.9	2.4	19.5
2018	ATL	29	28	27.5	42.0	27.6	83.6	1.6	4.4	6.0	3.0	1.3	0.5	2.5	2.6	16.5
Career		285	238	28.9	42.5	28.6	79.8	1.6	3.5	5.1	3.0	2.1	0.6	3.2	2.8	19.2

MCCOUGHTRY CAREER PLAYOFF AVERAGES

YEAR	TEAM	G	GS	MPG	FG%	3P%	FT%	OFF	DEF	RPG	APG	SPG	BPG	TO	PF	PPG
2009	ATL	2	2	29.0	48.4	57.1	66.7	0.5	5.0	5.5	3.0	1.0	0.0	6.0	3.5	19.0
2010	ATL	7	7	30.9	46.2	45.5	79.7	2.0	3.4	5.4	2.3	2.0	0.5	3.1	4.4	26.7
2011	ATL	8	8	29.1	42.3	30.0	74.7	1.6	3.9	5.5	1.5	3.0	0.8	2.7	3.8	23.1
2012	ATL	3	3	33.3	41.2	25.0	81.8	2.7	3.0	5.7	3.3	2.3	1.3	2.0	2.7	18.0
2013	ATL	8	8	30.8	31.4	25.0	83.0	1.8	1.6	3.4	3.6	2.1	1.0	3.3	4.1	17.9
2014	ATL	3	3	35.2	43.3	44.4	92.3	2.7	3.3	6.0	3.3	2.6	0.3	1.3	3.7	26.7
2016	ATL	2	2	34.8	54.8	70.0	73.3	2.0	2.5	4.5	8.0	0.5	0.0	3.5	3.5	32.0
Career		33	33	31.2	41.6	37.5	79.4	1.9	3.1	5.0	3.0	2.2	0.7	3.0	3.8	22.8

MCCOUGHTRY CAREER HIGHS

	Career
Points	37 vs Tulsa, 7/26/11
Field Goals Made	14 Two Times
Field Goals Attempted	33 vs Connecticut, 6/23/13
Three Point Field Goals Made	4 Four Times
Three Point Field Goals Attempted	9 Three times
Free Throws Made	17 vs. Chicago 6/2/12
Free Throws Attempted	19 Three times
Offensive Rebounds	8 vs New York, 6/22/14
Defensive Rebounds	10 vs. Washington, 9/12/09
Total Rebounds	14 vs New York 6/5/12
Assists	10 Two Times
Steals	7 Three Times
Blocks	4 Chicago, 6/16/13
Minutes Played	43 Two Times

#21 RENEE MONTGOMERY



Pos.	Ht.	Wt.	Birth Date	College	Exp.
Guard	5-7	140	12/2/86	Connecticut	10

WNBA TRANSACTIONS: Signed with the Atlanta Dream as a free agent on February 1, 2018.

2018 WNBA SEASON: Signed a multi-year contract with the Dream on February 1, 2018 ... Started all 34 games and averaged 27.5 minutes per game ... Made a career-high eight three-pointers (8-13 3PM) with a season high of 30 points (9-17 FGM) and 100% from the free-throw line against New York (8/12) ... Tied her career high of 5 steals for the 6th time and a season high of 9 assists against Las Vegas (8/19) ... Averaged 84.6 FT%, 2.0 rebounds per game, 4.2 assists per game including 8.6 points per game during the playoffs against Washington ...

Recorded a double-double with 10 assists and 12 points, 75% (3-4) from the free-throw line and made 3-5 from the 3-point line in the playoffs against Washington (9/2) ... Playoff averages: 8.6 points, 2 rebounds, 4.2 assists per game.

2017 WNBA SEASON: Started the final 12 games of her fourth season with the Lynx, and appeared in every contest for the seventh time in her nine-year WNBA career... Averaged 8.0 ppg, 1.6 rpg and 3.4 apg in 21.8 mpg while shooting a career-best 42.4% from the field, 84.2% from the FT line and 35.8% (39-for-109) from beyond the arc... As a starter, she hiked those figures to 9.7 ppg (47.7%) and 4.1 apg in 29.5 mpg while hitting 42.9% (21-for-49) from long range... Netted a season-high 21 points Sept. 1 vs. Chicago, her third 20+ night of the year (19th career) and one of 10 double-digit efforts... Led Minnesota in assists on eight occasions, including a season-best eight assists Aug. 25 at San Antonio; the five TOs in that game tied a season high... Put in 20 points Aug. 18 vs. Indiana, going 5-for-7 from three-point distance; the six rebounds marked her top total since 2013... Logged a season-high in minutes 38:14 vs. Los Angeles on Aug. 11, part of a five-game stretch that saw her average 34.2 mpg... Erupted for 20 points (with a season-high three steals) July 6 vs. Los Angeles, the top total by a Lynx bench player since Natasha Howard scored 21 vs. San Antonio last July 2 and her best scoring night since tallying 25 for Connecticut vs. Phoenix on Sept. 7, 2012.

2016 WNBA SEASON: Again played all 34 games in her eighth WNBA campaign (third with the Lynx); she's missed just 12 games in her career, with 11 of those coming in 2013... Averaged 7.5 ppg, 2.8 apg and 0.97 spg in 19.3 mpg, shooting 39.7% from the field, 32.1% (27-for-84) from three-point distance and 82.8% from the FT line... Netted 8.9 ppg through June, but slipped to 6.2 ppg after July 1... Started a pair of games, logging a season-high 32:52 in the Sept. 13 contest at Chicago... Scored her 2500th career point July 15 vs. New York; the game was also the 250th of her WNBA career... Led the Lynx with 15 points June 26 at Washington, one of 11 double-digit nights... Hit the game-winning three-pointer with :02.9 to play June 21 at Los Angeles... Tied her career best with the game-high 10 assists June 19 at Seattle, and scored a season-high 18 points June 7 vs. Phoenix... Equaled her career high with five steals both May 18 at Chicago and May 14 vs. Phoenix, but picked off just seven steals over her final 17 games (26 in the first 17).

2015 WNBA SEASON: Returned to Minnesota midseason, having started the year in Seattle... Saw action in 36 games overall, tying Katie Smith's league record (set in 2005) for a single season... Averaged 6.4 ppg, 1.5 rpg and 2.8 apg in 17.9 mpg, shooting 37.2% from the floor and a career-low 30.8% (33-for-107) from long range... Shot 23.2% (13-for-56) from beyond the arc in Minnesota, having fired at a 39.2% clip with the Storm; her Lynx averages were 5.7 ppg and 2.5 apg in 19 games... Started seven games overall (five with the Lynx); she logged a season-high 38:28 vs. New York on Sept. 6... Dealt nine assists July 31 vs. Atlanta, her best since a career-high 10-assist night vs. New York in 2011... Acquired from Seattle on July 20, along with a 2nd-round pick in the 2016 WNBA Draft, in return for Monica Wright... Scored a season-high 19 points June 6 vs. L.A....

2014 WNBA SEASON: Completed her fifth season in Connecticut by seeing action in 33 games off the bench, drawing one DNP (May 23 vs. Seattle)... Tallied a career-low 6.7 ppg and 2.4 apg while logging 16.3 mpg; she shot 37.3% from the field, 33.0% (35-for-106) from three-point range and 77.5% (31-for-40) from the line... Put together a run of 12 consecutive games with a made three-pointer (July 1-Aug. 3)... Reached double figures on six occasions, posting season highs with 18 points and three steals June 1 vs. Atlanta... Handed out a season-best seven assists July 27 vs. Minnesota; the minute total in that

game (27:33) was also a season high.

2013 WNBA SEASON: Appeared in 23 games (including 18 starts) for Connecticut in 2013, missing 11 (June 1-July 14) due to a sprained left ankle... Tallied 10.1 ppg (36.5%) and 3.1 apg in 27.1 mpg while hitting 32.7% (36-for-110) from beyond the arc and a career-best 89.7% (35-for-39) from the line... Chipped in a season-high 18 points Aug. 3 at New York, the first of 12 double-figure scoring nights... Scored 16 points with a season-best eight assists in the Sept. 15 finale vs. Indiana...

2012 WNBA SEASON: Won the 2012 WNBA Sixth Woman of the Year award following a season in which she helped Connecticut to a 25-9 record and first place in the Eastern Conference... Came off the bench in all 34 games, averaging 11.6 ppg and 2.6 apg in 24.0 mpg; she shot 36.4% (47-for-129) from long range and 84.8% (117-for-138) from the line... Tacked on 6.8 ppg (39.3%) and 3.4 apg in five postseason appearances as the Sun reached the Eastern Conference Finals... Pumped in a season-high 25 points vs. Phoenix on Sept. 7, and added 23 points vs. San Antonio on May 25...

2011 WNBA SEASON: Her 2011 campaign was highlighted by her first All-Star Game selection; she finished with 12 points in the East's 118-113 victory on July 23 in San Antonio... Started all 34 games for Connecticut, tallying a career-best 14.6 ppg and 4.9 apg – the latter ranking 3rd in the WNBA – in 29.1 mpg... Shot a career-high 38.4% (61-for-159) from three-point range and 82.9% from the line; she finished 5th in FTs made with 126... Tied her career best by erupting for 33 points (in a career-high 43:22) at Chicago on June 23, going 6-for-8 from beyond the arc, and added 28 points Aug. 7 at Phoenix... Chipped in 13.0 ppg and 4.5 apg in two playoff outings...

2010 WNBA SEASON: Played in all 34 games in 2010. Averaged 13.3 ppg and 4.1 apg in 27.6 mpg, hitting 40.1% from the field, 34.9% from long range and 85.5% from the line... Poured in a career-high 33 points Aug. 3 at Minnesota and followed up with 22 points and a career-best 10 assists two nights later in Seattle...

2009 WNBA SEASON: Completed her rookie season in Minnesota by playing in all 34 games, including nine starts... Averaged 9.0 ppg, 1.9 rpg and 2.1 apg in 22.5 mpg, shooting 40.8% from the floor, 34.7% (42-for-121) from three-point range and 83.3% from the line... Reached double figures on 11 occasions... Pumped in a season-high 24 points Aug. 7 vs. Connecticut and added 21 points vs. Washington on July 7... Registered season bests with six rebounds and seven assists July 15 vs. Atlanta.

WNBA STATS

MONTGOMERY CAREER REGULAR SEASON AVERAGES

YEAR	TEAM	G	GS	MPG	FG%	3P%	FT%	OFF	DEF	RPG	APG	SPG	BPG	TO	PF	PPG
2009	MIN	34	9	22.5	40.8	34.7	83.3	0.4	1.5	1.9	2.1	0.7	0.2	1.9	1.1	9.0
2010	CON	34	23	27.7	40.1	34.9	85.5	0.4	1.8	2.2	4.1	1.3	0.0	2.2	2.0	13.1
2011	CON	33	34	29.1	40.0	38.4	82.9	0.4	1.8	2.1	4.9	1.4	0.0	2.6	1.4	14.6
2012	CON	34	0	24.0	24.8	36.4	84.8	0.2	1.6	1.9	2.6	1.0	0.0	2.2	1.5	11.6
2013	CON	23	18	27.2	36.5	32.7	89.7	0.3	1.5	1.8	3.1	0.7	0.0	2.4	1.7	10.1
2014	CON	33	0	16.2	37.3	33.0	77.5	0.2	0.6	0.8	2.4	0.6	0.0	1.3	1.2	6.7
2015	TOT	36	7	17.9	37.2	30.8	81.1	0.2	1.3	1.5	2.8	0.8	0.1	1.4	1.7	6.4
2016	MIN	34	2	19.3	39.7	32.1	82.8	0.2	0.7	0.9	2.8	0.9	0.0	1.7	1.4	7.5
2017	MIN	34	12	21.8	42.4	35.8	84.2	0.4	1.1	1.6	3.4	0.7	0.0	1.7	1.4	8.0
2018	ATL	34	34	27.5	38.9	37.1	88.1	0.1	1.6	1.7	3.7	1.3	0.0	1.5	1.7	10.3
Career		37	7	17.9	40.0	35.6	85.1	0.1	0.9	0.9	2.3	0.5	0.1	1.2	1.2	6.1

MONTGOMERY CAREER PLAYOFF AVERAGES

YEAR	TEAM	G	GS	MPG	FG%	3P%	FT%	OFF	DEF	RPG	APG	SPG	BPG	TO	PF	PPG
2011	CON	2	2	28.4	47.1	33.3	87.5	0.5	1.0	1.5	4.5	0.5	0.5	3.5	3.0	13.0

2012	CON	5	0	24.7	39.3	41.2	83.3	0.0	1.2	1.2	3.1	0.4	0.0	1.4	0.6	6.8
2015	MIN	9	0	9.7	47.8	30.8	87.5	0.0	0.3	0.3	0.9	0.6	0.1	0.5	0.8	3.7
2016	MIN	8	0	12.6	37.0	44.4	90.0	0.1	0.3	0.4	1.9	0.5	0.0	1.0	0.6	4.1
2017	MIN	8	0	17.1	44.9	39.3	50.0	0.0	1.3	1.3	1.9	0.5	0.2	1.2	0.9	7.0
2018	ATL	5	5	31.7	29.3	28.6	84.6	0.2	1.8	2.0	4.2	0.2	0.2	1.8	3.4	8.6
Career		37	7	17.9	40.0	35.6	85.1	0.1	0.9	0.9	2.3	0.5	0.1	1.2	1.2	6.1

MONTGOMERY CAREER HIGHS

Points	33 Two Times
Field Goals Made	13 vs Minnesota, 8/3/10
Field Goals Attempted	29 vs Minnesota, 8/3/10
Three Point Field Goals Made	6 Two Times
Three Point Field Goals Attempted	12 Two Times
Free Throws Made	11 vs Washington 6/16/11
Free Throws Attempted	12 vs Washington 6/16/11
Offensive Rebounds	3 vs San Antonio 6/6/10
Defensive Rebounds	7 vs New York, 6/27/10
Total Rebounds	7 vs New York, 6/27/10
Assists	10 Three Times
Steals	5 Five Times
Blocks	2 vs Indiana, 6/17/14
Minutes Played	43 vs Chicago 6/23/11



#17 HALEY PETERS

Pos.	Ht.	Wt.	Birth Date	College	Exp.
Forward	6-3	178	9/17/92	Duke	2

WNBA TRANSACTIONS: Undrafted in 2014, signed to a training camp contract by the Dream on February 7, 2019

2017 WNBA SEASON: Appeared in 2 games for San Antonio, averaging 4.5 points in 17.5 minutes per game ... Appeared in 2 games for Washington, averaging four minutes per game

2016 WNBA SEASON: Appeared in 34 games, averaging 5.8 points and 2.3 rebounds in 17.5 minutes ... Scored 16 points in the fourth quarter versus Chicago (5/27), making her the first rookie in franchise history to score 16 in a quarter ... Scored a career-high 19 points vs. Dallas (9/9) ... Scored 10-plus points 7 times and recorded 5-plus rebounds 4 time ... Recorded a career-high 6 rebounds vs. Minnesota (9/11).

OVERSEAS COMPETITION: 2014-15 (Ferrol, Spain): Averaged 15.8 points and 6.2 rebounds in 33.5 minutes ... 2015-16 (Conquero, Spain): Third on the team in scoring with 418 points, averaged 15.5 points and 4.7 rebounds in 27.7 minutes ... 2016-17 (Girona, Spain): Led team in scoring with 402 points, averaged 14.4 points and 5.2 rebounds in 25.2 minutes ... 2017-18: Lyon ASVEL, France ... 2018-19: Flames Carolo, France

COLLEGE: Preseason Naismith National Player of the Year candidate in 2013-14
One of 10 finalists for Senior CLASS Award
Appeared in 31 games as a senior, started all
As a senior, averaged 11.2 points per game and a team-best 7.6 rebounds per game
All-ACC second team selection as a junior

PERSONAL: Full name is Haley McCloskey Peters ... Born in Summit, NJ ... Daughter of Kurt Peters and Sharon McCloskey

WNBA STATS

PETERS CAREER REGULAR SEASON AVERAGES

YEAR	TEAM	G	GS	MPG	FG%	3P%	FT%	OFF	DEF	RPG	APG	SPG	BPG	TO	PF	PPG
2016	SAN	34	0	17.5	34.9	25.0	75.7	0.5	1.8	2.3	0.8	0.3	0.2	0.8	1.9	5.8
2017	TOT	4	0	10.6	33.3	50.0	0	0	0.8	0.8	0.3	0	0	1.0	1.5	2.3
Career		38	0	16.7	34.8	26.9	75.7	0.4	1.7	2.1	0.7	0.3	0.1	0.8	1.8	5.4

PETERS CAREER HIGHS

Points	19 (Dallas - 9/9/2016)
Field Goals Made	6 (2 Times)
Field Goals Attempted	11 (3 Times)
Three Point Field Goals Made	3 (2 Times)
Three Point Field Goals Attempted	5 (Dallas - 9/9/2016)
Offensive Rebounds	3 (Dallas - 9/9/2016)
Defensive Rebounds	6 (Minnesota - 9/11/2016)
Total Rebounds	6 (Minnesota - 9/11/2016)
Assists	4 (Dallas - 9/9/2016)
Steals	3 (Dallas - 9/9/2016)
Blocks	7 Times



#7 BRITTNEY SYKES

Pos.	Ht.	Wt.	Birth Date	College	Exp.
Guard	5-9	154	02/07/94	Syracuse	2

WNBA TRANSACTIONS: Selected 7th overall in the 2017 WNBA Draft from the Syracuse University .

2018 WNBA SEASON: Appeared in 29 games with seven starts in regular season and started in five playoff games against Washington ... Averaged 20.7 minutes, 3.5 rebounds and 2.3 assists per game ... Had a season-high 20 points with a career-high seven assists against Indiana (7/1) ... Tied her career high of 3 blocks for the 2nd time against Dallas (5/26) Recorded seven rebounds four times during the season ... Finished with double-

digit scoring in 14 regular season games and four playoff games ... Playoff averages: 47.3 FG percentage, 41.3 3-point percentage, 3.6 rebounds per game, 1.6 assists per game, 0.8 steals per game, and 12.6 points per game.

2017 WNBA SEASON: As a rookie, she started 23 games and played in all 34 for the Dream...Averaged 13.9 points per game and her 471 points was a single season record by a Dream rookie...Scored a career high 33 points at Phoenix on Sept. 3... Finished in double-digit scoring in 24 games...Recorded first career double-double with 20 points and 13 rebounds in overtime win vs. Phoenix on July 25...Named WNBA Rookie of the Month (July & August)...Earned 2017 All-Rookie Team honors.

COLLEGE: Third in SU history for pts; top 5 in FGM, FTM, steals. Fifth-year senior had solid final season after pair of knee injuries stymied 2014-15 campaign. 2016-17: Combined with A. Peterson (23.4 ppg) to form country's top-scoring backcourt at 42.6 ppg. All-ACC First Team, All-Def.; 3rd in ACC in ppg. Improved scoring, rebounding, assist, 3PPG% figures. 2015-16: All-Final Four Team. Was 6th in ACC in spg; 3rd on team in ppg, rpg. 2014-15: Played 3 games prior to season-ending knee inj. 2013-14: All-ACC 2nd Team; 9th in conf. in FG%; 13th in ppg. 2012-13: BIG EAST All-Frosh. PREP: 2012 McDonald's All-American. MISC: Has communications degree; working toward Master's in instructional design, development, and evaluation in SU School of Education.

WNBA STATS

SYKES CAREER REGULAR SEASON AVERAGES

YEAR	TEAM	G	GS	MPG	FG%	3P%	FT%	OFF	DEF	RPG	APG	SPG	BPG	TO	PF	PPG
2017	ATL	34	23	25.4	40.8	33.6	72.9	0.8	3.3	4.1	1.9	0.5	0.5	1.7	2.5	13.9
2018	ATL	29	7	20.7	41.1	26.8	66.3	0.6	2.9	3.5	2.3	0.3	0.6	1.0	1.8	9.7
Career		63	30	23.2	40.9	30.7	70.0	0.7	3.1	3.9	2.1	0.5	0.5	1.4	2.2	11.9

SYKES CAREER REGULAR PLAYOFF AVERAGES

YEAR	TEAM	G	GS	MPG	FG%	3P%	FT%	OFF	DEF	RPG	APG	SPG	BPG	TO	PF	PPG
2018	ATL	5	5	27.0	47.3	41.2	50.0	0.2	3.4	3.6	1.6	0.8	0.2	1.8	3.0	12.6
Career		5	5	27.0	47.3	41.2	50.0	0.2	3.4	3.6	1.6	0.8	0.2	1.8	3.0	12.6

SYKES CAREER HIGHS

	Career
Points	33 at Phoenix, 9/3/17
Field Goals Made	12 at Phoenix, 7/25/17
Field Goals Attempted	23 at New York, 7/13/16
Three Point Field Goals Made	4 at Dllas, 7/9/17
Three Point Field Goals Attempted	8 at Phoenix, 7/12/17
Free Throws Made	12 at Washington 7/19/17
Free Throws Attempted	13 at Washington 7/19/17

Offensive Rebounds	4 Two Times
Defensive Rebounds	9 at Phoenix, 7/25/17
Total Rebounds	13 Phoenix, 7/25/17
Assists	5 Two Times
Steals	2 Four Times
Blocks	3 Dalls, 7/9/17
Minutes Played	38 Connecticut, 8/15/17

#1 ELIZABETH WILLIAMS



Pos.	Ht.	Wt.	Birth Date	College	Exp.
Center-Forward	6-3	200	06/23/93	Duke	4

WNBA TRANSACTIONS: Traded to the Atlanta Dream on Feb 3, 2016 for the No. 4 pick in the 2016 WNBA Draft.

2018 WNBA SEASON: Started in 32 of 33 games played ... Averaged 26.8 minutes, 5.8 rebounds, 1.7 blocks and 9.1 points per game ... Had a career high of 22 points (11-12 FGM) against Las Vegas (8/7) ... Had a career high of 6 assists against Chicago (5/23) ... Had a season high of 10 rebounds against Connecticut (6/22) and six blocks against Phoenix (7/8) ... Recorded three steals twice during the season ... Finished in double-digit scoring in 14 regular

season games and four playoff games ... Recorded 2 double-doubles during the playoffs ... Playoff averages: 31.3 minutes, 51.1 FG%, 8.8 rebounds, 1.2 blocks, 10.8 points.

2017 WNBA SEASON: Started all 34 games for the Atlanta Dream in 2017...Averaged 10.4 points and 7.2 rebounds per game...Her 7.2 rebounds ranked 10th in the WNBA...Finished tied for second in the league with 2.0 blocks per contest...Her 31.4 minutes per game was the ninth most in the WNBA in 2017...Grabbed a season-high 15 rebounds to go with 15 points in win over Indiana on Aug. 26...Finished with a season-high 20 points vs. Chicago on June 23...Recorded five double-doubles during the season...Was selected as a reserve for the 2017 WNBA All-Star game.

2016 WNBA SEASON: Played and started all 34 games for the Dream...Named 2016 WNBA Most Improved Player...Averaged 11.9 points and 8.1 rebounds...2nd the league in blocks at 2.3 per game...Tied for most minutes played per game at 34.7 minutes...Recorded career-high 21 points two times...Recorded career-high 16 rebounds vs. Phoenix (9/11)...Recorded career-high seven blocks vs. Seattle (7/5)...Grabbed 16 rebounds and scored nine points in 38 minutes in 1st round playoff victory over Storm (9/21)...Scored 14 points and grabbed nine rebounds in 2nd round playoff lose to Chicago (9/25).

2015 WNBA SEASON: Played 21 games off the bench for the Connecticut Sun...Scored 3.3 points and grabbed 3.2 rebounds...Season ended early due to a knee contusion.

College: First Four-Time AP All-America in ACC history...Eighth ever in NCAA history...Only second Duke player to be named 2015 WBCA National Defensive Player of the Year...The second ACC player in history to be named First Team All-ACC four straight years...Four-time ACC Defensive Player of the Year...First ACC player ever to reach 1,900 points, 1,000 rebounds and 400 blocks...Became only the second Duke player to post 1,000 career rebounds...Had a block in her first 91 games at Duke, which set an ACC record...Scored 1,000 points in just 69 games, the fourth-quickest in program history...One of a six Blue Devils ever to post a triple-double...Ranked ninth in the NCAA history, second in ACC history with 426 career blocks...Was fifth in NCAA Tournament history with 44 career blocks...Holds an ACC freshman record with 116 blocked shots, the sixth highest single-season total in NCAA history...Had an ACC single-game record 12 blocks as a freshman at Wake Forest...Graduated from Duke ranked fourth in points (1,955), sixth in scoring average (14.4), second in rebounds (1,078), third in rebound average (7.9), second in offensive rebounds (494), fifth in defensive rebounds (584), third in field goals made (791), fourth in field goals attempted (1,575), fifth in free throws made (372), fifth in free throws attempted (601), second in blocks (426), second in blocks average (3.1), third in double-figure scoring games (110), third in double-doubles (29), seventh in games with 20 or more points (20), eighth in charges taken (28), tied ninth in games played (136), second in games started (132) and second in minutes played (4,162)...Owns four of the top seven single-season block records in school history, ranking 4th as a freshman (116), 5th as a junior (108), 6th as a sophomore (107), and 7th as a senior (95)...Was 10-of-10 from the field against USC Upstate as a freshman, the second-best output in Duke history.

PERSONAL: Born Elizabeth Olatayo Williams in Colchester, Essex, England...Daughter of Dr. Alex and Margaret Williams...Has one younger brother, Mark, and one older sister, Victoria.

WNBA STATS

WILLIAMS CAREER REGULAR SEASON AVERAGES

YEAR	TEAM	G	GS	MPG	FG%	3P%	FT%	OFF	DEF	RPG	APG	SPG	BPG	TO	PF	PPG
2015	CON	21	0	11.7	52.8	0.0	56.0	1.0	2.2	3.2	0.4	0.2	0.9	0.5	1.0	3.3
2016	ATL	34	34	34.7	44.2	0.0	69.2	3.1	5.0	8.1	1.2	0.7	2.3	1.2	3.1	11.9
2017	ATL	34	34	31.4	48.7	0.0	65.9	3.1	4.1	7.2	1.4	1.0	1.9	1.3	2.4	10.4
2018	ATL	33	32	26.8	54.8	0.0	56.3	2.2	3.6	5.8	1.4	0.7	1.7	1.2	2.7	9.1
Career		122	100	27.7	48.6	0.0	63.6	2.5	3.9	6.4	1.2	0.8	1.8	1.2	2.4	9.2

WILLIAMS CAREER REGULAR PLAYOFF AVERAGES

YEAR	TEAM	G	GS	MPG	FG%	3P%	FT%	OFF	DEF	RPG	APG	SPG	BPG	TO	PF	PPG
2016	ATL	2	2	38.5	38.1	0.0	77.8	4.5	8.0	12.5	1.5	0.5	2.5	0.5	5.0	11.5
2018	ATL	5	5	31.3	51.1	0.0	54.5	3.4	5.4	8.8	1.0	0.6	1.2	1.0	2.4	10.8
Career		7	7	33.3	47.1	0.0	65.0	3.7	6.1	9.9	1.1	0.6	1.6	0.9	3.1	11.0

WILLIAMS CAREER HIGHS

	Career
Points	21 Two Times
Field Field Goals Made	9 Three Times
Field Goals Attempted	16 Four Times
Three Point Field Goals Made	N/A
Three Point Field Goals Attempted	1 at Los Angeles 6/30/16
Free Throws Made	-
Free Throws Attempted	-
Offensive Rebounds	8 at Minnesota, 8/8/17
Defensive Rebounds	13 at Indiana, 8/26/17
Total Rebounds	16 at Phoenix 9/11/16
Assists	5 vs Connecticut 6/12/16
Steals	4 vs Dallas 7/9/17
Blocks	7 vs Seattle 7/5/16
Minutes Played	45 New York 6/22/16



DREAM HISTORY



DREAM HISTORY | KEY DATES

OCTOBER 17, 2007: WNBA COMES TO ATLANTA

WNBA President Donna Orender announces that the city of Atlanta has been awarded a WNBA franchise, becoming the 14th team in the WNBA. The team will be owned by Atlanta businessman J. Ronald Terwilliger.

NOVEMBER 28, 2007: MEADORS SELECTED AS COACH & GM

Marynell Meadors is announced as the team's first Head Coach & General Manager, her fourth stop in the WNBA. Meadors was one of the eight original head coaches in WNBA history, serving as the first head coach of the Charlotte Sting from 1997 – 1999.

JANUARY 23, 2008: THE DREAM IS OFFICIAL

The franchise unveiled its team name, logo, and colors. The team is officially named the Atlanta Dream with a sky blue and red color scheme. Fans voted for their favorite choice of four team names (Dream, Flight, Sizzle and Surge) and five color schemes (hot pink/silver/black, mint green/silver/black, sky blue/red, navy blue/gold, and green/gold).

FEBRUARY 6, 2008: BUILDING A FRANCHISE

The Dream builds its inaugural roster, choosing 13 players in the 2008 WNBA Expansion Draft. After orchestrating several trades, the Dream's roster consists of: Chantelle Anderson, Iziane Castro Marques (via trade), Erika de Souza, Katie Feenstra, Kristin Haynie, Jennifer Lacy, Ivory Latta (via trade), Betty Lennox, Yelena Leuchanka, Kristen Mann, Ann Strother, Carla Thomas, and Ann Wauters.

APRIL 3, 2008: UNIFORM UNVEILING

Dream players Katie Feenstra and Ivory Latta help officially unveil the team uniform. The home uniform is white with sky blue piping, bright red stars on the sides and the Dream logo in blue and red across the front. The away uniform is sky blue with bright red piping, white stars on the sides and the Atlanta logo in white and red across the front.

APRIL 9, 2008: DRAFT DAY

The Dream selects guard Tamera Young from James Madison University with their first draft pick (No. 8 overall) in franchise history.

APRIL 20, 2008: TRAINING CAMP

The Dream opens its inaugural training camp in Atlanta.

APRIL 30, 2008: TEAM MASCOT INTRODUCED

The Dream's official mascot, Star, is unveiled at Zoo Atlanta. The Dream held a "Name the Mascot" contest for youth. The final name selections were Dazzle, Dash, Dreamer and Star. Season ticket holders voted to select "Star" as the official mascot.

MAY 3, 2008: FIRST PRESEASON GAME

The Los Angeles Sparks defeat the Atlanta Dream, 86-80, in the first preseason game in front of 7,932 fans at Philips Arena.

MAY 17, 2008: FIRST REGULAR SEASON GAME

The Dream opens up its inaugural season on the road against the Connecticut Sun, losing 100-67.

MAY 23, 2008: HOME OPENER IS A SELLOUT

The Dream falls to the Detroit Shock, 88-76, in the home opener at Philips Arena in front of a sellout crowd of 11,609 fans.

JULY 5, 2008: FIRST VICTORY

After starting the 2008 season with 17 straight losses, the Dream earns its first victory in franchise history with a 91-84 victory over the Chicago Sky.

JULY 9, 2008: FIRST WIN ON THE ROAD

The Dream earns its first road victory in franchise history, defeating the Minnesota Lynx 73-67.

NOVEMBER 18, 2008: CAROL ROSS JOINS STAFF

Carol Ross is announced as the Dream's new assistant coach.

APRIL 9, 2009: NUMBER ONE PICK

The Dream selects forward Angel McCoughtry from the University of Louisville with the No. 1 overall pick in the 2009 WNBA Draft.

APRIL 20, 2009: HOLDSCLAW JOINS DREAM

Forward Chamique Holdsclaw officially comes out of retirement to join the Atlanta Dream. A WNBA All-Decade team honorable mention, Holdsclaw averaged 17.7 points, 8.3 rebounds and 2.6 assists per game at the time of her return.

JULY 20, 2009: FIRST ALL-STARS

Center Erika de Souza and forward Sancho Lyttle are the first Dream players in franchise history to be selected to compete in the WNBA All-Star game. Both are voted in as reserves for the Eastern Conference.

SEPTEMBER 11, 2009: PLAYOFF BOUND

The Dream clinches its first playoff berth in franchise history. The team completed the second-greatest single season turnaround in league history. Atlanta secured the No. 2 seed in the Eastern Conference.

OCTOBER 1, 2009: ROOKIE & COACH OF THE YEAR

Dream forward Angel McCoughtry is named the 2009 WNBA Rookie of the Year and Head Coach Marynell Meadors earns 2009 WNBA Coach of the Year honors.

OCTOBER 29, 2009: KATHY BETTY ANNOUNCED AS NEW OWNER

Atlanta businesswoman Kathy Betty is introduced as the new owner of the Atlanta Dream, heading the investment group Dream Too LLC.

AUGUST 14, 2010: DREAM BACK IN PLAYOFFS

The Dream clinched its second consecutive playoff berth, finishing the regular season with a 19-15 record.

SEPTEMBER 7, 2010: EASTERN CONFERENCE CHAMPIONS

The Dream completes a sweep of the New York Liberty to win the WNBA Eastern Conference Championship on their home court.

SEPTEMBER 16, 2010: DREAM FALLS IN FINALS

The Dream falls in three games to the Seattle Storm in the 2010 WNBA Finals. The three games are decided by a total of seven points.

JANUARY 18, 2011: BROCK AND LOEFFLER JOIN OWNERSHIP

The Dream announces the additions of Mary Brock and Kelly Loeffler to the team's ownership group, Dream Too LLC, forming the only all-female ownership group of a professional sports franchise in Atlanta. Kathy Betty remains the managing partner.

DREAM HISTORY | KEY DATES

MAY 29, 2011- FIRST WNBA GAME IN EUROPE

The Dream faces the Great Britain National team in Manchester in the first ever WNBA game to be played in Europe.

JULY 15, 2011: MCCOUGHTRY NAMED ALL-STAR

Dream forward Angel McCoughtry is named a starter in the 2011 WNBA All-Star game.

SEPTEMBER 3, 2011: OWNERSHIP TRANSITION

Mary Brock and Kelly Loeffler become sole owners of the Atlanta Dream.

SEPTEMBER 4, 2011: BACK IN PLAYOFFS

The Dream clinches a third consecutive playoff berth and goes on to finish the season with a 20-14 record, setting the franchise win mark.

SEPTEMBER 27, 2011: BACK-TO-BACK CONFERENCE CHAMPS

The Dream clinches a second straight Eastern Conference Championship, defeating the Indiana Fever in a best of three series.

OCTOBER 4, 2011: MCCOUGHTRY EARNS ALL-WNBA HONORS

Dream forward Angel McCoughtry is selected to the 2011 All-WNBA First Team.

OCTOBER 7, 2011: DREAM FALLS IN FINALS

For a second straight season, the Dream falls in the WNBA Finals, losing to the Minnesota Lynx in three games.

JANUARY 10, 2012: CIAMPI JOINS STAFF

Joe Ciampi, a member of the Women's Basketball Hall of Fame, is announced as the Dream's new assistant coach.

JANUARY 20, 2012: MEADORS NAMED OLYMPIC ASSISTANT COACH

Dream Head Coach Marynell Meadors is named as an assistant coach for the 2012 U.S. Olympic team.

MARCH 30, 2012: MCCOUGHTRY NAMED TO OLYMPIC TEAM

Dream forward Angel McCoughtry is announced as a member of the 2012 U.S. Olympic team.

AUGUST 11, 2012: MCCOUGHTRY, MEADORS HELP TEAM USA TO GOLD MEDAL

Angel McCoughtry and Marynell Meadors help Team USA win the gold medal in London with a 36-point win over France. McCoughtry finishes the Olympics as the team's second-leading scorer.

AUGUST 27, 2012: FRED WILLIAMS NAMED HEAD COACH/GM

Fred Williams, an assistant coach since the Dream's first season, is promoted to Head Coach/General Manager.

SEPTEMBER 14, 2012: DREAM CLINCHES FOURTH CONSECUTIVE PLAYOFF BIRTH

A loss by Chicago one night after Atlanta's win over Seattle clinches the team's fourth consecutive playoff berth.

OCTOBER 1, 2012: ASHLEY PREISINGER NAMED CEO

Ashley Preisinger, a 17-year Atlanta-based business executive, is named the team's Chief Executive Officer.

FEBRUARY 25, 2013: PLANK JOINS STAFF

Julie Plank, former Washington Mystics head coach, is announced as the Dream's new assistant coach.

JULY 18 & 26, 2013: MCCOUGHTRY/DE SOUZA NAMED TO ALL-STAR TEAM

Dream forward Angel McCoughtry is named a starter on the All-Star team on July 18, and eight days later, center Erika de Souza is named to the squad as a reserve.

SEPTEMBER 4, 2013: BACK IN PLAYOFFS

The Dream clinches a fifth consecutive playoff berth with an overtime win against the Indiana Fever, and goes on to finish the season with a 17-17 record, earning the No. 2 seed in the East.

SEPTEMBER 9, 2013: ALTON BYRD NAMED CHIEF REVENUE OFFICER

Alton Byrd, a former Columbia University and British basketball league standout, is named the team's Chief Revenue Officer.

SEPTEMBER 25, 2013: MCCOUGHTRY EARNS ALL-WNBA HONORS

Dream forward Angel McCoughtry is selected to the 2013 All-WNBA Second Team.

SEPTEMBER 27, 2013: THIRD CONFERENCE CHAMPIONSHIP

The Dream claims its third Eastern Conference Championship in four seasons, sweeping the defending champion Indiana Fever in a best of three series.

OCTOBER 10, 2013: DREAM DROPPED IN FINALS

The Dream falls in the WNBA Finals, losing to the Minnesota Lynx in three games.

NOVEMBER 21, 2013: MICHAEL COOPER NAMED HEAD COACH

Michael Cooper, a former two-time WNBA champion head coach with the Los Angeles Sparks and five-time NBA champion as a player with the Los Angeles Lakers, is named the team's head coach.

DECEMBER 17, 2013: THOMPSON JOINS STAFF

Karleen Thompson, former Houston Comets head coach/GM, is announced as the Dream's new assistant coach.

JANUARY 22, 2014: TAYLOR NAMED EXECUTIVE VICE PRESIDENT/GENERAL MANAGER

Angela Taylor, the former Vice President and General Manager of the Washington Mystics, is named the Dream's Executive Vice President and General Manager.

MARCH 4, 2014: EDWARDS ADDED TO STAFF

Five-time Olympian and Hall of Famer Teresa Edwards rounds out Michael Cooper's staff, joining the team as an assistant coach.

MAY 19, 2014: TAYLOR NAMED PRESIDENT

Four months after being named the team's Executive Vice President and General Manager, Angela Taylor is promoted to President and General Manager.

JULY 8 & 15, 2014: MCCOUGHTRY, SCHIMMEL AND DE SOUZA NAMED TO ALL-STAR TEAM

Dream forward Angel McCoughtry and guard Shoni Schimmel are named starters on the All-Star team on July 8, and one week later, center Erika de Souza is named to the squad as a reserve. They join head coach Michael Cooper and the Dream coaching staff at the All-Star Game, and de Souza is later named a starter as an injury replacement as well.

DREAM HISTORY | KEY DATES

JULY 19, 2014: SCHIMMEL NAMED ALL-STAR GAME MVP

Dream rookie guard Shoni Schimmel is named MVP of the All-Star Game after scoring an All-Star record 29 points and dishing out eight assists while leading the East to a 125-124 overtime victory.

AUGUST 3, 2014: SIXTH STRAIGHT PLAYOFFS

The Dream clinches a sixth consecutive playoff berth just 26 games into the season, and goes on to finish the season with a 19-15 record, earning the No. 1 seed in the East for the first time in team history.

JUNE 2, 2015: DREAM FINALIZES ROSTER

The Dream finalized its roster on June 1, with the opening night roster of 12 players including nine players who were on the team last year, including the entire front court. Holdovers from the 2014 season include Matee Ajavon, Nadia Colhado, Erika de Souza, Tiffany Hayes, Aneika Henry, Sancho Lyttle, Angel McCoughtry, DeLisha Milton-Jones and Shoni Schimmel. The lone newcomers are veteran guard Roneeka Hodges and rookie guards Samantha Logic and Erica Wheeler.

JUNE 18, 2015: NEW FACES JOIN DREAM

The Dream added a pair of new players on June 17 following the temporary suspensions of Tiffany Hayes and Aneika Henry, who are competing in the 2015 European Games, signing fourth-year guard Sydney Carter and rookie forward Cierra Burdick. Carter has now played for four Eastern Conference teams in four years (also Chicago, Connecticut and Indiana) and her career high of 14 points came while playing against the Dream in Philips Arena last May for the Fever. Burdick was the No. 14 overall pick in the 2015 WNBA Draft by Los Angeles before being waived during camp. In her WNBA debut, Burdick scored 11 points off the bench to help the Dream defeat the Sky on June 19.

JULY 6, 2015: LOGIC DEALT

The Atlanta Dream traded rookie Samantha Logic to San Antonio in exchange for the Silver Stars' 2016 second round draft pick on July 5. Logic, a graduate of the University of Iowa, appeared in four games during her rookie season for the Dream after being selected No. 10 overall in the 2015 WNBA Draft. The 5-9 guard averaged 0.8 points and 0.5 assists while seeing 5.8 minutes of action per contest.

JULY 6, 2015: HAYES RETURNS AS SHE LEFT

Tiffany Hayes returned to action for the Dream on July 5 vs. Seattle for the first time in five games after competing in the 2015 European Games alongside teammate Aneika Henry in Baku, Azerbaijan. In the win over Seattle, Hayes recorded 12 points, which marked the sixth straight game this season she has hit double-figures. The streak ended on July 7 as Hayes finished with seven points in the home loss against Tulsa. Hayes has posted double-figure points in 21 of 26 games for which she has been active.

JULY 12, 2015: BURDICK, CARTER SPARK DREAM AGAINST NEW YORK

Newcomer Sydney Carter and rookie Cierra Burdick each made their first starts of the season in a lineup shake up that sparked the Dream to a 84-76 victory over New York at Philips Arena on July 12. Carter opened at the point and recorded 12 points and four assists, while Burdick registered 12 points, four rebounds and two assists in the win. Both players joined the squad on July 17 as replacements for Tiffany Hayes and Aneika Henry, who missed five contests while competing at the 2015 European Games.

JULY 15, 2015: CHARITY STRIPE DISCREPANCY IN PHOENIX

Possibly the most telling stat from Atlanta's 80-71 setback in Phoenix (7/14) was the totals for each team from the free throw line. The Dream attempted a season-low seven attempts (making six), while the Mercury were rewarded with a total of 30 charity stripe attempts and connected on 27. Phoenix attempted an average of 4.3 free throw attempts for every one by Atlanta in the Dream loss.

JULY 26, 2015: ALL-STAR RECAP

Atlanta's Angel McCoughtry and Shoni Schimmel both started the 2015 Boost Mobile WNBA All-Star Game on July 25 at Mohegan Sun Arena in Uncasville, Conn. Schimmel, who was named MVP of last season's All-Star contest, posted 13 points and six assists, while McCoughtry tallied nine points in the East's 117-122 loss to the West.

JULY 22, 2015: ANGEL MCCOUGHTRY - SECOND FASTEST ALL-TIME TO 4,000-POINT CLUB

Angel McCoughtry became the second-fastest player in WNBA history to reach the 4,000-point milestone on July 21 at Chicago - taking just 206 games. Only Diana Taurasi reached the figure faster - needing just 197 games.

Fastest to 4,000 Points in WNBA History

# Games	Player	Date Reached
197	Taurasi, Diana	9/05/2009
206	McCoughtry, Angel	7/21/2015
208	Pondexter, Cappie	6/19/2012
209	Jackson, Lauren	7/27/2007
213	Augustus, Seimone	8/16/2013

AUGUST 10, 2015: ATLANTA BACK IN THE WIN COLUMN

Atlanta's 98-90 win at Tulsa on August 9th snapped a streak of six consecutive losses - the longest losing streak in franchise history since dropping 10 consecutive games from July 18 - Sept. 8, 2008.

AUGUST 15, 2015: HODGES ON THE MEND

Roneeka Hodges left the August 14 game 1:16 into the first quarter with a left calf injury – she did not return and is been ruled out for the remainder of the season.

AUGUST 15, 2015: LYTTLE RETURNS - NOTCHES 2,000TH REBOUND

Sancho Lyttle returned to active duty on August 14 vs. Minnesota after missing the previous 10 games due to a foot injury. Arguably Atlanta's best defensive court presence, Lyttle's presence was missed as the Dream posted a mark of 2-8 during her absence. Lyttle pulled down her 2000th career rebound in the August 14 game vs. Minnesota – Lyttle is the 17th player in WNBA history to tally 2,000 rebounds in a career.

AUGUST 24, 2015: AJAVON RECORDS 2,000TH POINT

Atlanta's Matee Ajavon scored the 2,000th career point of her career in the Aug. 23 win at Connecticut.

SEPTEMBER 9, 2015: MICHAEL COOPER JOINS 200-WIN CLUB

Atlanta head coach Michael Cooper became the fifth coach in WNBA history to reach 200 wins on Sept. 9 vs. Los Angeles. Cooper currently owns 200-119 career mark.

WNBA Coaches with 200 or More Wins

Mike Thibault	256
Dan Hughes	229
Van Chancellor	211
Anne Donovan	204
Michael Cooper	200

FEBRUARY 3, 2016: DREAM SEND NO. 4 PICK TO CONNECTICUT FOR ELIZABETH WILLIAMS

The Dream sent the rights to the No. 4 pick in the 2016 WNBA Draft to the Connecticut Sun in exchange for second-year forward/center Elizabeth Williams. The Duke product was the No. 4 overall

DREAM HISTORY | KEY DATES

pick in the 2015 WNBA Draft.

FEBRUARY 10, 2016: LISA BORDERS NAMED WNBA PRESIDENT

Lisa Borders, who brings more than 25 years of experience in operations, marketing, government relations and public service, was named WNBA President.

MARCH 2, 2016: THERESA WENZEL NAMED TEAM PRESIDENT

Theresa Wenzel, a 21-year sports-industry veteran, took over as the Atlanta Dream team president.

APRIL 14, 2016: DREAM ADDS FOUR PLAYERS AT 2016 WNBA DRAFT

The Atlanta Dream selected four players in the 2016 WNBA Draft, including West Virginia standout Bria Holmes with the No. 11 overall selection.

APRIL 18, 2016: MILES COOPER ADDED TO ATLANTA DREAM COACHING STAFF

Miles Cooper was named an assistant coach for the Atlanta Dream, joining his father and the second active father/son coaching duo in the WNBA.

MAY 10, 2016: ATLANTA DREAM ACQUIRES LAYSHIA CLARENDON FROM FEVER

The Dream acquired guard Layshia Clarendon from the Indiana Fever in a trade between the franchises. In return, the Dream sent the Fever a second-round selection in the 2017 WNBA Draft it received from the New York Liberty on May 2, 2016 in exchange for guard Shoni Schimmel.

JUNE 3, 2016: DREAM OPEN SEASON 6-1

The Atlanta Dream started the season 6-1, the franchises best since opening the 2013 season 10-1 when it went on to advance to the WNBA Finals.

JUNE 5, 2016: SANCHO HITS 3,000 POINTS FOR CAREER

Sancho Lyttle registered the 3,000th point of her career in the June 5 loss vs. Washington.

JUNE 27, 2016: DREAM SIGNS MARKEISHA GATLING, WAIVES CIERRA BURDICK

The Atlanta Dream signed center Markeisha Gatling to a contract after claiming her off waivers. The Dream also waived forward Cierra Burdick to finalize the roster move.

AUGUST 20, 2016: ANGEL GRABS SECOND OLYMPIC GOLD MEDAL

Angel McCoughtry helped lead the U.S. Olympic Team to a perfect 8-0 mark and the gold medal. McCoughtry won her second gold medal, also winning the medal in 2012.

SEPTEMBER 21, 2016: WILLIAMS NAMED WNBA'S MOST IMPROVED PLAYER

Atlanta Dream center Elizabeth Williams, who enjoyed a breakthrough sophomore season in the WNBA, was named the 2016 WNBA's Most Improved Player. She finished the 2016 season averaging 11.9 PPG, 8.1 RPG and 2.3 BPG.

SEPTEMBER 21, 2016: DREAM RETURN TO THE PLAYOFFS

After missing the 2015 WNBA Playoffs, the Atlanta Dream returned to the postseason as the No. 6 seed. The Dream would go on to defeat the seventh-seeded Seattle Storm in the first round before falling to the fourth-seeded Chicago Sky in the second round.

SEPTEMBER 30, 2016: MCCOUGHTRY NAMED TO WNBA ALL-DEFENSIVE FIRST TEAM

Atlanta Dream Forward Angel McCoughtry was named to the WNBA All-Defensive First Team for the sixth time in her illustrious career. She received 37 votes to earn her spot.

OCTOBER 8, 2016: MCCOUGHTRY NAMED TO ALL-WNBA SECOND TEAM

With a tremendous 2016 season behind her, Angel McCoughtry was named to the All-WNBA Second Team with 122 total points.

JUNE 13, 2017: TIFFANY HAYES SCORES 2,000TH CAREER POINT

The Dream broke a three-game losing streak in overtime against the Seattle Storm 91-86. Tiffany Hayes had 13 points and scored her 2,000th career point.

SEPTEMBER 5, 2017: DREAM PART WAYS WITH MICHAEL COOPER

After four seasons with Atlanta Dream, the franchise decided to part ways with head coach Michael Cooper.

OCTOBER 30, 2017: NICKI COLLEN NAMED ATLANTA DREAM HEAD COACH

Former WNBA assistant coach for the Connecticut Sun was named the Dream's new head coach.

APRIL 12, 2018: DREAM ADDS THREE PLAYERS AT 2018 WNBA DRAFT

The Atlanta Dream selected three players in the 2018 WNBA Draft, including UCLA standout Monique Billings with the No. 15 overall selection.

MAY 20, 2018: ANGEL SCORES 5,000TH CAREER POINT

After taking the 2016 season off to rest her body, Angel had 13 points in her first game back and scored her 5,000th career point.

MAY 23, 2018: NICKI COLLEN WINS FIRST CAREER GAME

Nicki Collen earned her first career win against Chicago, 81-63 on the road.

JUNE 14, 2018: JESSICA BRELAND GRABS 1,000TH CAREER REBOUND

Jessica Breland scored six points and grabbed 13 rebounds against Indiana to earn her 1,000th career rebound.

JUNE 29, 2018: RENEE MONTGOMERY SCORES 3,000TH CAREER POINT

Renee Montgomery dished out six assists and scored two points to give her 3,000 career points at Minnesota.

JULY 22, 2018: RENEE MONTGOMERY DISHES OUT 1,000TH CAREER ASSIST

Renee Montgomery recorded four assists against Seattle to earn her 1,000th career assist.

Renee Montgomery becomes 18th player all-time to record 3,000 points, 1,000 assists and 300 steals

JULY 24, 2018: ELIZABETH WILLIAMS SCORES 1,000TH CAREER POINT

Elizabeth Williams had 12 points and scored her 1,000th career point at Los Angeles

AUGUST 5, 2018: ALEX BENTLEY SCORES 2,000TH CAREER POINT

Alex Bentley had 19 points and scored her 2,000th career point at Minnesota.

SEPTEMBER 12, 2018: HAYES NAMED TO 2018 ALL-WNBA FIRST TEAM

Tiffany Hayes made her debut on an ALL-WNBA team by earned a First Team selection after her incredible 2018 season.

OCTOBER 11, 2018: CHRIS SIENKO NAMED TEAMED PRESIDENT

Atlanta Dream co-owners Mary Brock and Kelly Loeffler announced that Chris Sienko's role has been expanded to Team President and General Manager.

OCTOBER 11, 2018: CHRIS SIENKO NAMED ATLANTA DREAM PRESIDENT

Atlanta Dream co-owners Mary Brock and Kelly Loeffler announced Sienko's role would be expanded to Team President and General Manager.

DECEMBER 18, 2018: ATLANTA DREAM ANNOUNCE 2019 HOME GAMES TO BE PLAYED AT STATE FARM ARENA

After playing its last two seasons at McCamish Pavilion on the Georgia Tech campus, the Atlanta Dream return to the court on which it played from 2008-2016 and reached three WNBA Finals.

FEBRUARY 2, 2019: ATLANTA DREAM RE-SIGN BLAKE DIETRICK TO CONTRACT

Blake Dietrick was re-signed to a training camp contract after competing in 26 games off the bench for the Dream in the 2018 season.

FEBRUARY 6, 2019: ATLANTA DREAM SIGN FORWARD HALEY PETERS

Haley Peters was signed to a training camp contract after most recently playing abroad for Carolo Basket in the Ligue Féminine de Basketball in France.

FEBRUARY 11, 2019: ATLANTA DREAM SIGN FORWARD LYNETTA KIZER

The Dream signed Lynetta Kizer to a training camp contract after playing for the Minnesota Lynx during the 2018 season.

APRIL 8, 2019: AT&T AND WNBA ANNOUNCE LANDMARK MARQUEE PARTNERSHIP

The WNBA announced a multi-year marquee partnership with AT&T, making the global communications and technology company the first non-apparel partner to have its logo featured on the front of all 12 team jerseys throughout the league.

APRIL 10, 2019: ATLANTA DREAM SELECT THREE IN 2019 DRAFT

The Atlanta Dream picked up Phoenix Mercury center Marie Gulich after an orchestrated trade of First Round pick Brianna Turner. In addition to Gulich, the team selected Oregon guard Maite Cazorla in the second round and Chinese center Li Yueru in the third round.

APRIL 11, 2019: ATLANTA DREAM ACQUIRE NIA COFFEY IN TRADE

The Dream traded its 2020 Second Round pick for Las Vegas forward and 2017 WNBA Draft First Round selection Nia Coffey.

APRIL 17, 2019: ATLANTA DREAM SIGN JACKSON TO TRAINING CAMP CONTRACT

The Dream signed free agent Meme Jackson from the University of Tennessee to a training camp contract.

APRIL 22, 2019: WNBA AND CBS SPORTS AGREE TO MULTI-YEAR TELEVISION PARTNERSHIP

Seven Dream games will be televised on CBS Sports Network in the 2019 season. The network will feature national coverage of 40 live WNBA games in primetime and on weekends.

MAY 15, 2019: ATLANTA DREAM WAIVE MEME JACKSON

Jackson signed a training camp contract with Atlanta on April 17 after going undrafted during the 2019 WNBA Draft out of Tennessee but was waived on May 15.

MAY 16, 2019: ATLANTA DREAM ACQUIRE 2020 PICK FROM DALLAS FOR IMANI MCGEE STAFFORD

The Atlanta Dream finalized a trade that sent center Imani McGee-Stafford to the Dallas Wings in exchange for a 2020 third-round pick.

MAY 21, 2019: ATLANTA DREAM WAIVE LYNETTA KIZER

The Dream signed Kizer to a training camp contract in February. Kizer played in all three preseason games for the Dream and averaged 5.7 points in 13.7 minutes per game.

MAY 22, 2019: ATLANTA DREAM AND WSB-TV ANNOUNCE MULTIMEDIA PARTNERSHIP

Veteran basketball announcer Andy Demetra and former University of Miami star Amy Audibert will be on the call for the Dream during the 2019 WNBA season.

MAY 22, 2019: ATLANTA DREAM WAIVE BLAKE DIETRICK

Atlanta finalized its 12-player roster on May 22, waiving guard Blake Dietrick. Dietrick played in all three preseason games with the Dream this season, averaging 4.7 points and 1.7 assists per game.

DREAM HISTORY | RESULTS/RECORDS

ALL-TIME RESULTS

ALL-TIME COACHES

Coach	Years	W-L	Percentage
Marynell Meadors	2008-12	73-87	0.456
Fred Williams	2012-13	24-20	0.545
Michael Cooper	2014-17	63-73	0.463
Nicki Collen	2018-Present	23-11	0.676

WINS-LOSSES BY YEAR

Year	Overall	Home	Away	Conference Place
2008	4-30	1-16	3-14	7th
2009	18-16	12-5	6-11	2nd
2010	19-15	10-7	9-8	4th
2011	20-14	11-6	9-8	3rd
2012	19-15	11-6	8-9	3rd
2013	17-17	13-4	4-13	2nd
2014	19-15	13-4	6-11	1st
2015	15-19	9-8	6-11	5th
2016	17-17	11-6	6-11	4th
2017	12-22	9-8	3-14	5th
2018	23-11	13-4	10-7	1st

DREAM RECORD VS. OPPONENT

Team	2008	2009	2010	2011	2012	2013	2014	2015	2016	2017	2018	Overall
Chicago	1-3	0-3	2-3	3-1	3-2	1-3	2-3	1-3	2-1	1-3	2-1	18-26
Connecticut	0-3	3-1	3-1	2-2	1-3	3-2	2-2	3-2	4-0	1-2	3-0	26-18
Dallas	N/A	N/A	N/A	N/A	N/A	N/A	N/A	N/A	3-0	1-2	1-2	5-4
Detroit	0-3	3-1	----	----	----	----	----	N/A	N/A	N/A	N/A	3-4
Houston	0-2	----	----	----	----	----	----	N/A	N/A	N/A	N/A	0-2
Indiana	1-3	1-2	2-3	4-0	2-3	3-1	3-2	1-3	1-2	2-1	3-1	23-21
Las Vegas	----	----	----	----	----	----	----	----	----	----	3-0	3-0
Los Angeles	1-1	1-1	2-0	2-0	1-1	1-1	1-1	2-0	2-1	1-2	2-1	16-9
Minnesota	1-1	1-1	1-1	0-2	0-2	1-1	1-1	0-2	0-3	0-3	2-1	7-18
New York	0-3	1-3	2-2	2-3	2-2	2-2	1-3	1-4	1-2	1-2	2-1	15-27
Phoenix	0-2	1-1	2-0	0-2	2-0	0-2	1-1	0-2	1-2	1-2	1-2	9-16
Sacramento	0-2	2-0	----	----	----	----	----	N/A	N/A	N/A	N/A	2-2
San Antonio	0-2	2-0	2-0	0-2	1-1	1-1	2-0	1-1	1-2	2-1	N/A	12-8
Seattle	0-2	1-1	0-2	2-0	2-0	1-1	1-1	1-1	1-2	2-1	2-1	13-12
Tulsa	----	----	2-0	2-0	1-1	1-1	2-0	1-1	N/A	N/A	N/A	9-3
Washington	0-3	2-2	1-3	3-2	4-0	3-2	3-1	4-0	1-2	0-3	2-1	22-17
TOTALS	4-30	18-16	19-15	20-14	19-15	17-17	19-15	15-19	17-17	12-22	23-11	183-191

ANNUAL/ REGULAR SEASON HOME ATTENDANCE FIGURES

2008: 141,829	Average/Game: 8,343
2009: 120,737	Average/Game: 7,102
2010: 104,469	Average/Game: 6,145
2011: 110,278	Average/Game: 6,487
2012: 92,708	Average/Game: 5,453
2013: 99,493	Average/Game: 5,853
2014: 99,687	Average/Game: 5,864
2015: 104,080	Average/Game: 6,122
2016: 95,431	Average/Game: 5,614
2017: 75,684	Average/Game: 4,452
2018: 71,305	Average/Game: 4,194

LARGEST HOME CROWDS

11,543 on 10/7/11 vs. Minnesota (WNBA Finals)
11,442 on 8/29/08 vs. Connecticut
10,522 on 9/16/10 vs. Seattle (WNBA Finals)
10,431 on 7/22/08 vs. Sacramento
10,345 on 6/22/16 vs. New York
10,155 on 6/25/13 vs. Indiana

DRAFT HISTORY
2018 WNBA DRAFT

Player	Pick	Position	From
Monique Billings	15	F	UCLA
Kristy Wallace	16	G	Baylor
Mackenzie Engram	27	F	Georgia

2017 WNBA DRAFT

Player	Pick	Position	From
Brittney Sykes	7	Guard	Syracuse
Jordan Reynolds	19	Guard	Tennessee
Oderah Chidom	31	Forward	Duke

2016 WNBA DRAFT

Player	Pick	Position	From
Bria Holmes	11	Guard	West Virginia
Rachel Hollivay	13	Center	Rutgers
Courtney Walker	16	Guard	Texas A&M
Niya Johnson	28	Guard	Baylor

2015 WNBA DRAFT

Player	Pick	Position	From
Samantha Logic	10	Guard	Iowa
Ariel Massengale	29	Guard	Tennessee
Lauren Okafor	34	Center	James Madison

2014 WNBA DRAFT

Player	Pick	Position	From
Shoni Schimmel	8	G	Louisville
Inga Orekhova	18	G	South Florida
Cassie Harberts	20	F	Southern California

2013 WNBA DRAFT

Player	Pick	Position	From
Alex Bentley	13	Guard	Penn State
Anne Marie Armstrong	31	Guard/Forward	Georgia

2012 WNBA DRAFT

Player	Pick	Position	From
Tiffany Hayes	14	Guard	Connecticut
Isabelle Yacoubou *	32	Center	France

* Pick voided - player ineligible for draft.

2011 WNBA DRAFT

Player	Pick	Position	From
Ta'Shia Phillips*	8	Center	Xavier
Rachel Jarry **	18	Forward	Australia
Kelsey Bolte	32	Guard	Iowa State

* The Dream traded guard Kelly Miller, the team's 2011 No. 8 overall draft pick Ta'Shia Phillips and a first round pick in 2012 to the Mystics in exchange for Lindsey Harding and

DREAM HISTORY | DRAFT HISTORY

a second round pick in 2012.

** Traded to Minnesota Lynx with 2012 second round pick in exchange for Felicia Chester (No. 14 pick)

2010 WNBA DRAFT

Player	Pick	Position	From
Chanel Mokango	9	Forward	Mississippi State
Brigitte Ardossi	21	Forward	Georgia Tech
Brittainey Raven	33	Guard	Texas

2009 HOUSTON COMETS DISPERSAL DRAFT

Player	Pick	Position	From
Sancho Lyttle	1	Forward/Center	Houston Comets

2009 WNBA DRAFT

Player	Pick	Position	From
Angel McCoughtry	1	Forward	Louisville
Shalee Lehning	25	Guard	Kansas State
Jessica Morrow	27	Guard	Baylor

2008 WNBA DRAFT

Player	Pick	Position	From
Tamera Young	8	Guard	James Madison
Morenike Atunrase*	24	Guard/Forward	Texas A&M
Danielle Hood	32	Guard	Hartford

* The Dream acquired forward Camille Little, guard Chioma Nnamaka (originally selected in the second round by San Antonio; 21st overall) and San Antonio's first round draft pick in 2009. In exchange, San Antonio obtained center Ann Wauters, guard/forward Morenike Atunrase (originally selected in the second round by Atlanta; 24th overall) and Atlanta's second round draft pick in 2009.

2008 WNBA EXPANSION DRAFT **

Player	Position	From
Carla Thomas	Forward	Chicago Sky
Erika De Souza	Forward/Center	Connecticut Sun
Katie Feenstra	Center	Detroit Shock
Roneeka Hodges	Guard	Houston Comets
Ann Strother	Guard/Forward	Indiana Fever
LaToya Thomas	Forward	L.A. Sparks
Kristen Mann	Forward	Minnesota Lynx
Ann Wauters	Center	N.Y. Liberty
Jennifer Lacy	Forward	Phoenix Mercury
Kristin Haynie	Guard	Sacramento Monarchs
Chantelle Anderson	Center	San Antonio Silver Stars
Betty Lennox	Guard	Seattle Storm
Yelena Leuchanka	Center	Washington Mystics

**Additionally, Atlanta immediately orchestrated three trades involving players in the expansion draft. The Dream traded the fourth overall pick in the 2008 WNBA Draft and guard Roneeka Hodges to Seattle in exchange for the eighth pick in the draft and guard Iziane Castro Marques. They also traded the 18th draft pick and forward LaToya Thomas to Detroit in exchange for second-year guard Ivory Latta. In the third trade, the Dream acquired the 24th overall pick from Indiana in exchange for agreeing not to select specific unprotected Fever players.

ALL-TIME ROSTER

Player	#	Pos.	Ht.	Birth Date	College
Matee Ajavon	10	G	5-8	05/07/1986	Rutgers '08
Acquired: In a trade with the Washington Mystics on March 12, 2014.					
Anne Marie Armstrong	3	G/F	6-3	01/24/1991	Georgia '13
Acquired: Drafted with the 31st overall pick in the 2013 WNBA Draft; Signed to a seven-day contract on Aug. 28, 2013. Departed: Waived on July 5, 2013; Terminated her contract on Sept. 3, 2013.					
Alison Bales	33	C	6-7	04/04/1985	Duke '07
Acquired: In a trade with the Indiana Fever on July 4, 2008. Departed: Announced retirement from WNBA on April 13, 2012.					
Alex Bentley	2	G	5-7	10/27/1990	Penn State '13
Acquired: Drafted with the 13th overall pick in the 2013 WNBA Draft. Departed: Traded to the Washington Mystics on March 12, 2014.					
Monique Billings	25	F	6-4	05/02/96	UCLA '18
Acquired: Drafted with the fifteenth overall pick in the 20018 WNBA Draft.					
Jessica Breland	51	F	6-3	02/23/88	North Carolina
Acquired: Signed by the Dream as an unrestricted free agent on February 1, 2018.					
Cierra Burdick	11	F	6-2	09/30/93	Tennessee
Acquired: Signed with Atlanta in April 2015.					
Sydney Carter	4	G	5-6	11/18/90	Texas A&M
Acquired: Signed with Atlanta in May 2015.					
Swin Cash	4	F	6-1	09/22/1979	Connecticut '02
Acquired: In a trade with the Chicago Sky on May 7, 2014. Departed: Traded to the New York Liberty on July 9, 2014.					
Iziane Castro Marques	8	G	6-0	03/13/1982	Brazil
Acquired: In a trade with the Seattle Storm on Feb. 6, 2008. Departed: Unrestricted free agent in 2012 and was not re-signed.					
Felicia Chester	41	F	6-3	03/24/1988	DePaul '11
Acquired: In a draft day trade with the Minnesota Lynx on April 11, 2011. Departed: Waived on June 1, 2011.					
Layshia Clarendon	23	G	5-9	05/02/1991	California '13
Acquired: Traded from Indiana to Atlanta for 2017 2nd round pick on May 11th 2016.					
Courtney Clements	54	G	6-0	11/12/1989	San Diego State '13
Acquired: Signed to a training camp contract on May 1, 2013. Departed: Traded to the Chicago Sky on May 7, 2014.					
Carla Cortijo	8	G	5-8	07/21/87	Puerto Rico
Acquired: Signed to team at the end of 2015 season. Departed: Waived in February 2017.					
Damiris Dantas	12	F	6-3	11/17/92	Brazil
Acquired: From Minnesota to Atlanta in July 2015.					
Erika de Souza	14	F/C	6-5	03/03/1982	Brazil
Acquired: From the Connecticut Sun in the 2008 expansion draft.					
Blake Dietrick	11	G	5-10	07/19/93	Princeton

DREAM HISTORY | ALL-TIME ROSTER

Acquired: Signed by the Dream to a training camp contract on March 9, 2018.

Adaora Elonu 2 F 6-1 04/28/90 Texas A&M

Acquired: Signed by the Dream to a training camp contract on February 13, 2018; Resigned for remainder of 2018 season on August 17, 2018.

Mackenzie Engram 17 F 6-2 11/29/95 Georgia

Acquired: Drafted with the 27th overall pick in the 2018 WNBA Draft.

Katie Feenstra 44 C 6-8 11/17/1982 Liberty '05

Acquired: From the Detroit Shock in the 2008 expansion draft.

Departed: Waived by the Dream on April 8, 2009.

Reshanda Gray 21 F 6-2 06/01/93 California

Acquired: From Minnesota by Atlanta in July 2015.

Departed: Traded to Connecticut in January 2017.

Lindsey Harding 10 G 5-8 06/12/1984 Duke '07

Acquired: In a sign-and-trade deal on April 11, 2011 from the Washington Mystics.

Departed: Unrestricted free agent in 2013 and was not re-signed.

Alexa Hart 22 F 6-3 12/4/95 Penn State

Acquired: Signed by the Dream to a training camp contract on April 16, 2018.

Departed: Waived by the Dream on May 4, 2018.

Tiffany Hayes 15 G 5-10 09/20/1989 Connecticut '12

Acquired: Drafted with the 14th overall pick in the 2012 WNBA Draft.

Kristin Haynie 4 G 5-9 06/17/1983 Michigan State '05

Acquired: From the Sacramento Monarchs in the 2008 expansion draft.

Departed: Waived by the Dream on April 15, 2009.

Aneika Henry 13 F/C 6-3 02/13/1986 Florida '09

Acquired: Signed by the Dream to a training camp contract on Feb. 13, 2012.

Armintie (Price) Herrington 22 G 5-9 04/03/1985 Mississippi '07

Acquired: In a trade with the Chicago Sky on August 12, 2009.

Departed: Unrestricted free agent in 2014 and was not re-signed.

Roneeka Hodges 4 G 5-11 07/19/1982 Florida State '05

Acquired: Signed by the Dream on Feb. 24, 2015.

Chamique Holdsclaw 1 F 6-2 08/09/1977 Tennessee '99

Acquired: Rights acquired from Los Angeles Sparks in exchange for the 13th pick in the 2009 WNBA Draft. Signed with Dream on April 20, 2009.

Departed: Waived by the Dream on May 19, 2010.

Rachel Hollivay 14 C 6-4 10/24/1993 Rutgers '16

Acquired: Drafted 13th overall in 2016 by Atlanta.

Bria Holmes 32 F 6-1 4/19/1994 West Virginia '16

Acquired: Drafted 11th overall in 2016 by Atlanta.

Sandora Irvin 24 F 6-3 02/23/1982 Texas Christian '05

Acquired: Signed by the Dream to a training camp contract on March 23, 2011.

Departed: Unrestricted free agent in 2012 and was not re-signed.

DREAM HISTORY | ALL-TIME ROSTER

Laurie Koehn	12	F	5-8	05/13/1982	Kansas State '05
Acquired: Signed by the Dream to a training camp contract on Feb. 14, 2012.					
Departed: Not re-signed for 2013 season.					
Cathrine Kraayeveld	33	F	6-3	09/30/1981	Oregon '05
Acquired: Signed by the Dream on Feb. 8, 2012.					
Departed: Waived by the Dream on May 22, 2013.					
Jennifer Lacy	21	F	6-3	03/21/1983	Pepperdine '05
Acquired: From the Phoenix Mercury in the 2008 expansion draft.					
Departed: Not re-signed for 2010 season.					
Ivory Latta	12	G	5-6	09/25/1984	North Carolina '07
Acquired: From the Detroit Shock in the 2008 expansion draft.					
Departed: Waived by the Dream on March 22, 2010.					
Betty Lennox	22	G	5-8	12/04/1976	Louisiana Tech '00
Acquired: From the Seattle Storm in the 2008 expansion draft.					
Departed: Waived by the Dream on February 3, 2009.					
Shalee Lehning	5	G	5-9	10/27/1986	Kansas State
Acquired: Drafted with the 25th overall pick in the 2009 WNBA Draft.					
Departed: Announced retirement from WNBA on January 31, 2012.					
Yelena Leuchanka	11	C	6-5	04/30/1983	West Virginia
Acquired: By the Atlanta Dream in the 2008 WNBA expansion draft from the Washington Mystics. Signed on May 19, 2010.					
Departed: Unrestricted free agent in 2014 and was not re-signed.					
Sancho Lyttle	20	F	6-4	09/20/2983	Houston '05
Acquired: From the Houston Comets in the 2008 Dispersal Draft.					
Departed: Signed with the Phoenix Mercury on February 1, 2018.					
Camille Little	20	F	6-2	01/18/1985	North Carolina '07
Acquired: In a trade with the San Antonio Silver Stars on April 9, 2008.					
Departed: Traded to the Seattle Storm on June 22, 2008.					
Samantha Logic	22	G	5-9	10/22/1992	Iowa '15
Acquired: Drafted with the 10th overall pick in the 2015 WNBA Draft.					
Departed: Signed with the Phoenix Mercury on February 1, 2018					
Stacey Lovelace	32	F/C	6-4	12/05/1974	Purdue '96
Acquired: Signed as a free agent on March 27, 2008.					
Departed: Waived by the Dream on July 8, 2008.					
Maggie Lucas	33	G	5-10	11/29/91	Penn State
Acquired: Signed by the Dream to a training camp contract on February 6, 2018.					
Kristen Mann	11	F	6-1	08/10/1983	California-Santa Barbara '05
Acquired: From the Minnesota Lynx in the 2008 expansion draft.					
Departed: Traded to the Indiana Fever on July 4, 2008.					
Kelly Mazzante	13	G	6-0	02/02/1982	Penn State '04
Acquired: Signed by the Dream as a free agent on June 6, 2011.					
Departed: Waived by the Dream on July 3, 2011.					
Angel McCoughtry	35	G/F	6-1	10/11/94	Texas '16
Acquired: Drafted with the first overall pick in the 2009 WNBA Draft.					

DREAM HISTORY | ALL-TIME OSTER

Imani McGee-Stafford	35	C	6-7	09/10/86	Louisville '07
Acquired: In a trade with the Chicago Sky on July 31, 2017.					
Coco Miller	9	G	5-9	09/06/1978	Georgia '01
Acquired: Signed by the Dream as a free agent on May 15, 2009. Departed: Waived by the Dream on May 16, 2012.					
Kelly Miller	2	G	5-10	09/06/1978	Georgia '01
Acquired: Signed by the Dream as a free agent on March 17, 2010. Departed: Traded to the Washington Mystics on April 11, 2011.					
Delisha Milton-Jones	1	F	6-1	09/11/1974	Florida '97
Acquired: In a trade with the New York Liberty on July 9, 2014.					
Renee Montgomery	21	G	5-7	12/2/86	Texas A&M
Acquired: Signed with the Dream from the Minnesota Lynx on February 1, 2018.					
Jessica Moore	31	F/C	6-3	07/09/1982	Connecticut '05
Acquired: Signed by the Dream as a free agent on June 4, 2012. Departed: Waived by the Dream on Aug. 13, 2012.					
Chioma Nnamaka	9	G	6-0	06/15/1985	Georgia Tech '08
Acquired: Drafted and traded from the San Antonio Silver Stars on April 9, 2008. Departed: Waived by the Dream on January 14, 2009.					
Inga Orekhova	3	G	6-2	11/10/1989	South Florida '14
Acquired: Drafted with the 18th overall pick in the 2014 WNBA Draft. Departed: Waived by the Dream on May 31, 2014.					
Courtney Paris	3	C	6-4	09/21/1987	Oklahoma '09
Acquired: Signed on June 18, 2011. Departed: Waived by the Dream on June 3, 2012.					
Alexis Prince	3	G	6-2	02/05/1994	Baylor '16
Acquired: Signed to 7-day contract on July 4, 2018. Signed for remainder of season on July 25, 2018.					
Brittainy Raven	0	G	6-0	08/01/1988	Texas '10
Acquired: Drafted by the Dream in the third round of the 2010 WNBA Draft with the 33rd overall pick. Departed: Waived on June 6, 2011.					
Ruth Riley	2	C	6-5	08/28/1979	Notre Dame '01
Acquired: Signed as a free agent on June 18, 2013. Departed: Unrestricted free agent in 2014 and was not re-signed.					
Shoni Schimmel	23	G	5-9	05/04/1992	Louisville '14
Acquired: Drafted with the eighth overall pick in the 2014 WNBA Draft.					
Meighan Simmons	0	G	5-9	1/25/1992	Tennessee '14
Acquired: Signed as a free agent on Feb. 20, 2015 by Atlanta.					
Michelle Snow	2	C	6-5	03/20/1980	Tennessee
Acquired: Signed as a free agent on February 18, 2009. Departed: Traded to the San Antonio Silver Stars on March 11, 2010.					
Ann Strother	43	G/F	6-3	12/11/1983	Connecticut '06
Acquired from the Indiana Fever in the 2008 expansion draft. Departed: Waived by the Dream on January 14, 2009.					

DREAM HISTORY | ALL-TIME ROSTER

Ketia Swanier	8	G	5-7	08/10/1986	Connecticut '08
Acquired: Signed by the Dream on March 1, 2012. Departed: Waived by the Dream on May 14, 2013.					
Brittney Sykes		G	5-9	02/07/1994	Syracuse '17
Acquired: Drafted with the 7th overall pick in the 2017 WNBA Draft.					
Kasha Terry	35	F/C	6-3	10/21/1983	Georgia Tech '06
Acquired: Signed as a free agent on June 23, 2008. Departed: Waived by the Dream on February 4, 2009.					
Jasmine Thomas	5	G	5-9	09/30/1989	Duke '11
Acquired: In a trade with the Washington Mystics on Feb. 19, 2013. Departed: Traded to the Connecticut Sun on April 16, 2015.					
Amanda Thompson	21	F	6-1	11/18/1987	Oklahoma '10
Acquired: Signed to a training camp contract on April 25, 2014.					
Erica Wheeler	3	G	5-7	05/02/1991	Rutgers '13
Acquired: In a trade with the Connecticut Sun on April 16, 2015.					
Elizabeth Williams	51/1	C	6-3	6/23/1993	Duke '15
Acquired: Atlanta traded 4th pick to acquire rights to Williams in 2016.					
Le'Coe Willingham	43	F	6-0	02/10/1981	Auburn '04
Acquired: Signed by the Dream on March 1, 2013. Departed: Waived by the Dream on April 10, 2014.					
Tamera Young	23	G	6-2	10/30/86	James Madison '08
Acquired: Drafted with the eighth overall pick in the 2008 WNBA draft. Departed: Traded to the Chicago Sky on August 12, 2009.					

DREAM HISTORY | ALL-TIME TRANSACTIONS

ALL-TIME TRANSACTIONS

2018 TRANSACTIONS

January 16, 2018: Bria Holmes announces pregnancy and plans to miss 2018 season due to pregnancy.

February 1, 2018: Sign G Renee Montgomery.

February 5, 2018: Sign F Jessica Breland.

February 6, 2018: Sign Maggie Lucas to training camp contract.

February 8, 2018: Signed F Angel McCoughtry to a multi-year contract.

February 13, 2018: Sign Adaora Elonu to training camp contract.

February 14, 2018: Re-signed Damiris Dantas.

March 9, 2018: Sign Blake Dietrick to training camp contract.

April 3, 2018: Elizabeth Williams signs multi-year contract extension.

April 13, 2018: Signed Alexa Hart and Julien Rosemarie.

June 30, 2018: Waived Maggie Lucas.

July 4, 2018: Signed Alexis Prince to 7-day contract.

July 9, 2018: Traded Layshia Clarendon and 2019 second-round pick to Connecticut for Alex Bentley.

August 9, 2018: Signed Tiffany Hayes to multi-year extension.

August 10, 2018: Signed Adaora Elonu to 7-day contract.

2017 TRANSACTIONS

February 1, 2017: Re-signed G Layshia Clarendon to a multi-year contract.

February 2, 2017: Signed G Brianna Kiesel to a multi-year contract.

March 20, 2017: Signed G Darxia Morris to a training camp contract.

June 25, 2017: Waived C Rachel Hollivay and G Brianna Kiesel.

June 8, 2017: Traded 2018 second-round draft pick to Connecticut for F Jordan Hooper.

July 17, 2017: Signed G Chelsea Hopkins to a seven-day contract.

October 31, 2017: Named Nicki Collen head coach.

2016 TRANSACTIONS

May 12, 2016: Released F DeLisha Milton-Jones, G Roneeka Hodges, G Courtney Walker and G Jordan Jones. Announced F Damiris Dantas will be suspended for the entire season while playing with the Brazilian national team heading into the Rio Olympics.

April 22, 2016: Signed G Tina Roy. Agreed to terms with G Bria Holmes and C Rachel Hollivay.

March 3, 2016: Re-signed Amanda Thompson. Signed F DeLisha Milton-Jones, F Kara Braxton and G Meighan Simmons to training camp contracts.

March 2, 2016: Re-signed F Cierra Burdick and G Ariel Massengale.

February 4, 2016: Signed G Carla Cortijo.

February 3, 2016: Re-signed G Tiffany Hayes to a multi-year contract. Acquired F/C Elizabeth Williams from the Connecticut Sun for the rights to the No. 4 pick in the 2016 WNBA draft.

2015 TRANSACTIONS

September 11, 2015: Signed Carla Cortijo to a contract for rest of season.

August 21, 2015: Signed DeLisha Milton-Jones to a contract for rest of season.

August 15, 2015: Signed DeLisha Milton-Jones to a 3rd 7-day contract.

DREAM HISTORY | ALL-TIME TRANSACTIONS

August 6, 2015: Signed DeLisha Milton-Jones to a 2nd 7-day contract.
 July 30, 2015: Signed DeLisha Milton-Jones to 7-day contract.
 July 27, 2015: Traded Erika de Souza to Chicago for the rights to Minnesota's 2016 1st round draft pick, Reshanda Gray and Damiris Dantas. Waived Erika Wheeler.
 July 5, 2015: Traded Samantha Logic to San Antonio for the rights to the Silver Stars' 2016 2nd round draft pick.
 July 3, 2015: Waived Nadia Colhado.
 June 17, 2015: Signed Cierra Burdick and Sydney Carter.
 June 14, 2015: Temporarily suspended Tiffany Hayes and Aneika Henry.
 June 1, 2015: Waived Martha Alwal and Sequoia Holmes.
 May 29, 2015: Waived Ify Ibekwe.
 May 25, 2015: Signed Erica Wheeler and waived Chucky Jeffery, Monique Oliver and Lauren Okafor.
 May 21, 2015: Re-signed DeLisha Milton-Jones.
 May 6, 2015: Re-signed Matee Ajavon and signed Martha Alwal.

April 23, 2015: Re-signed Aneika Henry and signed Chucky Jeffery and Monique Oliver to training camp contracts.
April 16, 2015: Traded Jasmine Thomas to the Connecticut Sun for the rights to the Sun's Second-Round pick in the 2015 WNBA Draft (No. 19 overall), Brittany Hrynko.
April 16, 2015: Selected the following players in the WNBA Draft: Samantha Logic (First Round, No. 10 overall), Ariel Massengale (Third Round, No. 29 overall) and Lauren Okafor (Third Round, No. 34 overall).

March 20, 2015: Re-signed Jasmine Thomas.

February 24, 2015: Re-signed Nadia Colhado, signed Roneeka Hodges and signed Ify Ibekwe and Sequoia Holmes to training camp contracts.

February 23, 2015: Re-signed Erika de Souza.

2014 TRANSACTIONS

July 9, 2014: Traded Swin Cash to the New York Liberty for Delisha Milton-Jones.

June 2, 2014: Removed Céline Dumerc from the suspended list.

May 31, 2014: Waived Inga Orekhova.

May 15, 2014: Temporarily suspended Céline Dumerc.

May 12, 2014: Waived Cassie Harberts, Jhasmin Player and Samantha Prahalis.

May 4, 2014: Traded Courtney Clements and Atlanta's second-round pick in the 2015 WNBA Draft to the Chicago Sky for Swin Cash and Chicago's third-round pick in the 2015 WNBA Draft.

May 4, 2014: Waived Rebekah Gardner and Khaalidah Miller.

April 29, 2014: Waived Ashley Corral, Jacki Gemelos and Danielle Wilson.

April 25, 2014: Signed Ashley Corral, Rebekah Gardner, Khaalidah Miller, Amanda Thompson and Danielle Wilson to training camp contracts.

April 14, 2014: Selected the following players in the WNBA Draft: Shoni Schimmel (First Round, No. 8 overall), Inga Orekhova (Second Round, No. 18 overall) and Cassie Harberts (Second Round, No. 20 overall)

April 10, 2014: Waived Le'Co'e Willingham.

April 4, 2014: Signed Courtney Clements, Nadia Gomes Colhado, Jhasmin Player, Jacki Gemelos and Samantha Prahalis to training camp contracts.

April 3, 2014: Signed Céline Dumerc.

March 31, 2014: Re-signed Erika de Souza.

March 12, 2014: Traded Alex Bentley and the No. 32 pick in the 2014 WNBA Draft to the Washington Mystics for guard Matee Ajavon and the No. 18 pick in the 2014 WNBA Draft.

2013 TRANSACTIONS

September 3, 2013: Terminated the contract of Anne Marie Armstrong.

August 28, 2013: Signed Anne Marie Armstrong to a seven-day contract.

July 5, 2013: Removed Sancho Lyttle from the Suspended List.

July 5, 2013: Waived Anne Marie Armstrong.

DREAM HISTORY | ALL-TIME TRANSACTIONS

June 18, 2013: Signed Ruth Riley.

June 17, 2013: Temporarily suspended Sancho Lyttle.

May 22, 2013: Waived Cathrine Kraayeveld and Sydney Carter, and suspended Yelena Leuchanka.

May 13, 2013: Waived Ketia Swanier and Blanche Alverson.

May 1, 2013: Signed Courtney Clements to a training camp contract.

April 25, 2013: Signed Blanche Alverson to a training camp contract.

April 15, 2013: Selected the following players in the WNBA Draft: Alex Bentley (Second Round, No. 13 overall) and Anne Marie Armstrong (Third Round, No. 31 overall)

March 18, 2013: Signed Sydney Carter to a training camp contract.

February 19, 2013: Traded the No. 7 and 19 picks in the 2013 WNBA Draft to the Washington Mystics for guard Jasmine Thomas and the No. 13 pick in the 2013 WNBA Draft.

February 14, 2013: Re-signed Aneika Henry and signed Le'Coe Willingham.

February 7, 2013: Re-signed Angel McCoughtry.

2012 TRANSACTIONS

August 13, 2012: Terminated the seven-day contract of Jessica Moore.

July 5, 2012: Signed Jessica Moore.

July 2, 2012: Waived Jessica Moore.

June 4, 2012: Signed Jessica Moore.

June 3, 2012: Waived Courtney Paris.

May 16, 2012: Waived Coco Miller.

May 8, 2012: Waived Romina Ciappina, Brittany Johnson, Chelsea Regins and Aishah Sutherland.

April 26, 2012: Signed Brittany Johnson, Chelsea Regins and Aishah Sutherland to training camp contracts.

April 16, 2012: Selected the following players in the WNBA Draft: Tiffany Hayes (Second Round, No. 14 overall) and Isabelle Yacoubou (Third Round, No. 32 overall, pick later voided)

April 9, 2012: Signed Romina Ciappina to a training camp contract.

March 8, 2012: Re-signed Erika de Souza and Armintie Price

March 1, 2012: Signed Ketia Swanier.

February 15, 2012: Re-signed Coco Miller and Courtney Paris.

February 14, 2012: Signed Laurie Koehn to a training camp contract.

February 13, 2012: Signed Aneika Henry to a training camp contract.

February 9, 2012: Re-signed Yelena Leuchanka.

February 8, 2012: Signed Cathrine Kraayeveld.

2011 TRANSACTIONS

July 2, 2011: Waived Kelly Mazzante.

June 18, 2011: Signed Courtney Paris.

June 6, 2011: Waived Brittainey Raven and signed Kelly Mazzante.

June 1, 2011: Waived Felicia Chester.

May 31, 2011: Waived Shannon McCallum.

May 21, 2011: Waived Kelsey Bolte and Ashley Paris.

April 28, 2011: Signed Shannon McCallum to training camp contract.

April 26, 2011: Signed guard Kelsey Bolte to a training camp contract.

April 11, 2011: (WNBA Draft Day) Traded Ta'Shia Phillips (No. 8 pick), Kelly Miller, and a 2012 first round draft pick for Lindsey Harding and 2012 second round draft pick.

DREAM HISTORY | ALL-TIME TRANSACTIONS

Traded Rachel Jarry (No. 18 pick) and a 2012 2nd round draft pick for Felicia Chester (No. 14 pick).

April 1, 2011: Re-signed Alison Bales.

March 25, 2011: Signed Ashley Paris to training camp contract.

March 23, 2011: Signed Sandora Irvin.

2010 TRANSACTIONS

May 19, 2010: Waived forward Chamique Holdsclaw. Signed center Yelena Leuchanka.

May 14, 2010: Waived forward Chanel Mokango and Demetress Adams.

May 13 2010: Waived Shawn Goff.

May 10, 2010: Waived guard Erica White and forward Brigitte Ardossi.

May 5, 2010: Waived guard Brittany Miller.

May 2, 2010: Waived Tatum Brown and Chandi Jones.

April 28, 2010: Signed Brittany Miller and Chandi Jones to training camp contracts.

April 26, 2010: Released forward Jennifer Lacy.

April 8, 2010: Selected the following players in the WNBA Draft: Chanel Mokango (First Round, No. 9 overall), Brigitte Ardossi (Second Round, No. 21 overall) and Brittaine Raven (Third Round, No. 33 overall).

March 22, 2010: Waived guard Ivory Latta.

March 17, 2010: Signed free agent Kelly Miller and re-signed guard Coco Miller.

March 16, 2010: Re-signed forward Erika de Souza.

March 11, 2010: Traded Michelle Snow to the San Antonio Silver Stars for Dalma Ivanyi and the right to swap second round picks in the 2011 WNBA Draft.

March 10, 2010: Signed Demetress Adams to a training camp contract.

February 25, 2010: Signed guards Ivory Latta and Erica White to training camp contracts.

February 4, 2010: Signed center Yelena Leuchanka.

2009 TRANSACTIONS

August 12, 2009: Traded guard Tamera Young to the Chicago Sky in exchange for guard Armintie Price.

July 3, 2009: Signed guard Ivory Latta and waived guard Nikki Teasley.

June 3, 2009: Waived guard Ivory Latta.

May 31, 2009: Waived center Chantelle Anderson.

May 29, 2009: Waived forward Marlies Gipson.

May 15, 2009: Signed free agent guard Coco Miller.

May 12, 2009: Signed forward Marlies Gipson to a training camp contract.

May 11, 2009: Waived forward Jessica Morrow.

April 28, 2009: Waived guard Ashley Shields.

April 20, 2009: Signed forward Chamique Holdsclaw.

April 15, 2009: Waived guard Kristin Haynie.

April 9, 2009: Selected the following players in the WNBA Draft: Angel McCoughtry (First Round, No. 1 overall), Shalee Lehning (Second Round, No. 25 overall) and Jessica Morrow (Third Round, No. 27 overall)

Traded the No. 18 pick in the 2009 WNBA Draft to the Detroit Shock for guard Ashley Shields.

April 8, 2009: Waived center Katie Feenstra.

February 18, 2009: Signed free agent center Michelle Snow.

February 17, 2009: Re-signed forward Jennifer Lacy.

February 11, 2009: Signed Chantelle Anderson to a training camp contract.

February 3, 2009: Withdrew core qualifying offer and waived Betty Lennox.

DREAM HISTORY | ALL-TIME TRANSACTIONS

January 21, 2009: Traded Alison Bales to the Phoenix Mercury for their second-round pick in the 2009 draft.

January 14, 2009: The Atlanta Dream waived Chioma Nnamaka and Ann Strother.

January 12, 2009: Re-signed free agent Nikki Teasley.

2008 TRANSACTIONS

December 17, 2008: Traded the 13th pick in the 2009 draft to the Los Angeles Sparks in exchange for the exclusive negotiating rights to Chamique Holdsclaw.

December 8, 2008: Acquired forward Sancho Lyttle in the Houston Comets Dispersal Draft.

September 12, 2008: Signed guard/forward Iziane Castro Marques to a three-year extension.

August 15, 2008: Signed free agent point guard Nikki Teasley.

July 8, 2008: Waived center Stacey Lovelace.

July 4, 2008: Traded forward Kristen Mann to the Indiana Fever in exchange for Alison Bales.

June 23, 2008: Signed free agent forward Kasha Terry.

June 22, 2008: Traded Camille Little to the Seattle Storm in exchange for a second-round pick in the 2009 draft.

May 28, 2008: Waived center Chantelle Anderson.

May 16, 2008: Waived forward Carla Thomas and changed the status of center Yelena Leuchanka and center Chantelle Anderson to suspended.

May 14, 2008: Waived forward Danielle Hood, guard Jill Ingram and guard Jessica Dickson.

May 5, 2008: Waived guard Tasha Butts.

May 4, 2008: Waived forward Dalila Eshe and guard Brittany Jackson.

April 9, 2008: Selected the following players in the WNBA Draft: Tamera Young (First Round, No. 8 overall), Morenike Atunrase (Second Round, No. 24 overall), Danielle Hood (Third Round, No. 32 overall)

Signed and traded forward Ann Wauters, the draft rights to Morenike Atunrase and the 2009 second-round draft pick to the San Antonio Silver Stars in exchange for Camille Little, the draft rights to Chioma Nnamaka and San Antonio's 2009 first-round draft pick.

March 27, 2008: Signed free agent forward Stacey Lovelace.

March 24, 2008: Signed guard Brittany Jackson to a training camp contract.

February 25, 2008: Signed guard Tasha Butts to a training camp contract.

February 6, 2008: Selected the following players in the 2008 Expansion Draft: Carla Thomas (Chicago Sky), Erika De Souza (Connecticut Sun), Katie Feenstra (Detroit Shock), Roneeka Hodges (Houston Comets), Ann Strother (Indiana Fever), LaToya Thomas (Los Angeles Sparks), Kristen Mann (Minnesota Lynx), Ann Wauters (New York Liberty), Jennifer Lacy (Phoenix Mercury), Kristin Haynie (Sacramento Monarchs), Chantelle Anderson (San Antonio Silver Stars), Betty Lennox (Seattle Storm), Yelena Leuchanka (Washington Mystics).

Traded forward LaToya Thomas and the 18th pick in the 2008 WNBA Draft to the Detroit Shock for guard Ivory Latta. Traded the fourth pick in the 2008 WNBA Draft and Roneeka Hodges to Seattle for Iziane Castro Marques and the eighth pick in the draft. Acquired the 24th overall pick from Indiana in exchange for agreeing not to select specific unprotected Fever players.

DREAM SEASONS IN REVIEW

2018 REGULAR SEASON STATISTICS (23-11)

PLAYER	-FIELD GOALS-			--3-POINT FG--			FREE THROWS			--REBOUNDS--			STL	TO	BLK	PTS	AVG					
	G	GS	MIN	FG	FGA	PCT	FG	FGA	PCT	FT	FTA	PCT						OFF	DEF	TOT	AST	PF
Tiffany Hayes	31	29	897	177	401	44.1	42	131	32.1	138	169	81.7	28	84	112	83	65	36	50	7	534	17.2
Angel McCoughtry	29	28	799	170	405	42.0	21	76	27.6	117	140	83.6	46	128	174	86	74	38	75	16	478	16.5
Renee Montgomery	34	34	935	107	275	38.9	78	210	37.1	59	67	88.1	4	54	58	125	57	45	54	2	351	10.3
Elizabeth Williams	33	32	885	121	221	54.8	0	0	0.0	58	103	56.3	71	119	190	46	88	26	41	59	300	9.1
Jessica Breland	34	34	899	124	290	42.8	0	0	0.0	33	44	75.0	58	211	269	68	86	39	58	65	281	8.3
Brittney Sykes	29	7	600	97	236	41.1	22	82	26.6	65	98	66.3	18	84	102	68	52	10	31	18	281	9.7
Alex Bentley (ATL)	16	0	332	56	149	37.6	18	58	31.0	9	17	52.9	0	24	24	54	32	15	27	1	139	8.7
Alex Bentley (TOT)	35	0	744	128	331	38.7	39	127	30.7	34	47	72.3	10	41	51	115	76	40	58	3	329	9.4
Monique Billings	32	0	353	41	93	44.1	0	0	0.0	24	32	75.0	37	51	88	12	37	14	14	1	106	3.3
Damiris Dantas	19	0	255	42	97	43.3	5	21	23.8	13	18	72.2	17	28	45	16	32	8	10	0	102	5.4
Imani McGee-Stafford	29	2	305	39	86	45.3	0	0	0.0	7	15	46.7	39	60	99	18	44	13	23	11	85	2.9
Blake Dietrick	26	0	186	12	35	34.3	9	23	39.1	4	6	66.7	2	12	14	11	21	7	12	0	37	1.4
Alexis Prince	2	0	6	3	5	60.0	1	1	100	0	0	0.0	1	1	2	0	1	0	0	0	7	3.5
Adaora Elonu	1	0	1	0	0	0.0	0	0	0.0	0	0	0.0	0	0	0	0	0	0	0	0	0	0.0
DREAM	34	-	1360	1016	2383	42.6	199	626	31.8	551	739	74.6	332	885	1217	618	620	259	456	180	2782	81.8
OPPONENTS	34	-	1360	1004	2375	42.3	213	664	32.1	483	620	77.9	332	908	1240	655	669	232	511	138	2704	79.5

2018 GAME BY GAME RESULTS (17-17)

Date	Opponent	Team/Opp	Home	Road	Total	High Scoring	High Rebounds	High Assists	Opponent Scoring	Atten.
MAY 20	@DALLAS	L 78-101	0-0	0-1	0-1	MONTGOMERY-14 SYKES-14 HAYES-14	SYKES-7	MONTGOMERY-4	DIGGINS-SMITH-25	5,907
MAY 23	@CHICAGO	W 81-63	0-0	1-1	1-1	HAYES-22	BRELAND-10	WILLIAMS-6	QUIGLEY-13	6,147
MAY 26	DALLAS	L 70-78	0-1	1-1	1-2	MCCOUGHTRY-19	BRELAND-10	HAYES-4	DIGGINS-SMITH-24	4,749
MAY 29	MINNESOTA	W 76-74	1-1	1-1	2-2	HAYES-20	WILLIAMS-7 BRELAND-7	MONTGOMERY-5 SYKES-5	MOORE-18	3,785
JUN 3	PHOENIX	L 71-78	1-2	1-1	2-3	MCCOUGHTRY-21	MCCOUGHTRY-10 BRELAND-10	CLARENDON-3	BONNER-20 TAURASI-20	3,796
JUN 5	CONNECTICUT	W 82-77	2-2	1-1	3-3	HAYES-22	BRELAND-9	MCCOUGHTRY-4 HAYES-4	A. THOMAS-19	2,830
JUN 8	@LAS VEGAS	W 87-83	2-2	2-1	4-3	HAYES-24	MCCOUGHTRY-9 BRELAND-9	MCCOUGHTRY-6	WILSON-20	5,913
JUN 10	@SEATTLE	W 67-64	2-2	3-1	5-3	HAYES-23	BRELAND-13	MCCOUGHTRY-3	HOWARD-15	6,345

DREAM HISTORY | SEASONS IN REVIEW

JUN 12	@LOS ANGELES	L 64- 72	2-2	3-2	5-4	HAYES-16	BRELAND-6	HAYES-3	PARKER-18	9,215	
JUN 14	INDIANA	W 72- 67	3-2	3-2	6-4	HAYES-23	BRELAND-13	MCCOUGHTRY-4	DUPREE-17	6,561	
JUN 16	@INDIANA	L 64- 96	3-2	3-3	6-5	MCCOUGHTRY-19	MCCOUGHTRY-8	CLARENDON-4	VIVIANS-21	6,234	
JUN 19	@NEW YORK	L 72- 79	3-2	3-4	6-6	MCCOUGHTRY-39	MCCOUGHTRY-14	MCCOUGHTRY-4	CHARLES-29	1,627	
JUN 22	CONNECTICUT	W 75- 70	4-2	3-4	7-6	MCCOUGHTRY-25	WILLIAMS-10	SYKES-4	BENTLEY-18	4,047	
JUN 27	@CHICAGO	L 80- 93	4-2	3-5	7-7	MONTGOMERY-19	BRELAND-7	MONTGOMERY-5	DESHIELDS-23	8,521	
JUN 29	@MINNESOTA	L 74- 85	4-2	3-6	7-8	MC GEE-STAFFORD-15	BRELAND-10	MONTGOMERY-6	MOORE-24	9,209	
JUL 1	@INDIANA	W 87- 83	4-2	4-6	8-8	SYKES-20	BILLINGS-6	SYKES-7	VIVIANS-27	5,277	
JUL 6	SEATTLE	L 86- 95	4-3	4-6	8-9	MCCOUGHTRY-26	SYKES-6	DANTAS-5	STEWART-29	3,935	
JUL 8	PHOENIX	W 76- 70	5-3	4-6	9-9	HAYES-18	BRELAND-12	MCCOUGHTRY-4	TAURASI-19	3,952	
JUL 11	@WASHINGTON	W 106- 89	5-3	5-6	10-9	MCCOUGHTRY-24	BRELAND-10	BRELAND-7	CLOUD-17	11,354	
JUL 13	INDIANA	W 98- 74	6-3	5-6	11-9	HAYES-16	BRELAND-8	MCCOUGHTRY-7	T. MITCHELL-17	3,807	
JUL 15	WASHINGTON	W 80- 77	7-3	5-6	12-9	SYKES-17	BRELAND-10	BENTLEY-4	DELLE DONNE-23	3,880	
JUL 17	@CONNECTICUT	W 86- 83	7-3	6-6	13-9	MCCOUGHTRY-24	BRELAND-11	MCCOUGHTRY-5	J. JONES-19	5,555	
JUL 19	NEW YORK	W 82- 68	8-3	6-6	14-9	MONTGOMERY-24	MC GEE-STAFFORD-12	MCCOUGHTRY-6	CHARLES-11	3,074	
JUL 22	SEATTLE	W 87- 74	9-3	6-6	15-9	WILLIAMS-17	BRELAND-12	WILLIAMS-8	HAYES-5	STEWART-31	4,916
JUL 24	@LOS ANGELES	W 81- 71	9-3	7-6	16-9	MCCOUGHTRY-19	MCCOUGHTRY-7	MONTGOMERY-6	GRAY-18	9,324	
JUL 31	WASHINGTON	L 71- 86	9-4	7-6	16-10	HAYES-18	WILLIAMS-9	SYKES-5	DELLE DONNE-28	3,648	
AUG 3	CHICAGO	W 89- 74	10-4	7-6	17-10	MCCOUGHTRY-21	BRELAND-9	BENTLEY-7	VANDERSLOOT-24	5,120	
AUG 5	@MINNESOTA	W 86- 66	10-4	8-6	18-10	HAYES-28	MCCOUGHTRY-8	SYKES-6	FOWLES-17	9,333	
AUG 7	LAS VEGAS	W 109-100	11-4	8-6	19-10	BENTLEY-22	BRELAND-11	BENTLEY-8	PLUM-20	4,033	
AUG 9	LOS ANGELES	W 79- 73	12-4	8-6	20-10	WILLIAMS-22	BRELAND-9	BENTLEY-8	PARKER-20	4,235	
AUG 11	DALLAS	W 92- 82	13-4	8-6	21-10	BRELAND-19	WILLIAMS-9	MONTGOMERY-5	DIGGINS-SMITH-26	4,937	
AUG 12	@NEW YORK	W 86- 77	13-4	9-6	22-10	MONTGOMERY-30	SYKES-7	SYKES-4	CHARLES-26	2,362	
AUG 17	@PHOENIX	L 95-104	13-4	9-7	22-11	HAYES-7	BENTLEY-24	WILLIAMS-8	BENTLEY-6	GRINER-33	11,177
AUG 19	@LAS VEGAS	W 93- 78	13-4	10-7	23-11	WILLIAMS-20	WILLIAMS-7	MONTGOMERY-9	WILSON-21	5,737	
PLAYOFFS											
AUG 26	WASHINGTON	L 84- 87	0-1	0-0	0-1	BENTLEY-19	WILLIAMS-14	TIED WITH-2	DELLE DONNE-32	5,086	
AUG 28	WASHINGTON	W 78- 75	1-1	0-0	1-1	BENTLEY-22	BRELAND-14	HAYES-6	DELLE DONNE-27	3,813	
AUG 31	@WASHINGTON	W 81- 76	1-1	1-0	2-1	HAYES-23	HAYES-11	TIED WITH-3	POWERS-18	3,867	
SEP 2	@WASHINGTON	L 76- 97	1-1	1-1	2-2	BRELAND-11	TIED WITH-12	BRELAND-8	MONTGOMERY-10	TOLIVER-22	3,722
SEP 4	WASHINGTON	L 81- 86	1-2	1-1	2-3	BRELAND-11	BENTLEY-16	BRELAND-12	HAYES-4	ATKINS-20	4,435

2017 REGULAR SEASON STATISTICS (12-22)

PLAYER	G			-FIELD GOALS-			-3-POINT FG--			FREE THROWS			--REBOUNDS--			PTS	AVG					
	GS	MIN	FG	FGA	PCT	FG	FGA	PCT	FT	FTA	PCT	OFF	DEF	TOT	AST			PF	STL	TO	BLK	
Hayes	33	33	989	166	381	436	48	129	.372	158	185	854	31	96	127	80	102	41	62	8	538	16.3
Sykes	34	23	863	170	417	408	37	110	.336	94	129	729	28	113	141	65	86	19	58	18	471	13.9
Clarendon	34	33	1014	137	362	378	11	61	.180	80	91	879	30	98	128	226	97	32	90	2	365	10.7
Williams	34	34	1069	150	308	487	0	1	.000	54	82	659	107	139	246	46	81	36	46	67	354	10.4
Young (TOT)	35	22	863	109	307	355	25	73	.342	48	71	676	23	94	117	67	70	36	61	15	291	8.3
Young (ATL)	11	1	167	18	58	310	3	9	.333	8	13	615	5	20	25	8	15	3	8	5	47	4.3
Holmes	32	13	711	91	241	378	10	53	.189	57	89	640	32	60	92	56	45	23	35	7	249	7.8
Dantas	34	2	614	102	260	392	26	98	.265	33	43	767	33	88	121	23	79	17	28	19	263	7.7
Lyttle	29	28	820	81	186	435	2	8	.250	22	29	759	49	158	207	46	82	45	38	18	186	6.4
Boyette (TOT)	32	4	430	57	123	463	1	3	.333	15	23	652	45	80	125	14	63	9	24	24	130	4.1
Boyette (ATL)	10	0	90	13	24	542	0	0	---	3	6	500	12	17	29	2	10	1	3	7	29	2.9
Hooper	15	0	101	16	41	390	12	28	.429	3	4	750	2	11	13	3	6	4	4	0	47	3.1
Ajaron	31	2	250	22	76	289	0	4	.000	31	39	795	9	29	38	30	31	11	28	0	75	2.4
Morello	6	0	31	6	7	857	0	0	---	0	0	---	1	5	6	2	7	2	3	0	12	2.0
Simmons	11	0	42	6	24	250	2	14	.143	5	7	714	1	3	4	0	4	0	3	1	19	1.7
Kiesel	9	0	75	3	15	200	1	9	.111	7	10	700	0	4	4	10	9	3	2	1	14	1.6
Hollivay	7	1	34	4	6	667	0	0	---	1	2	500	3	6	9	0	7	0	1	2	9	1.3
Morris	5	0	21	2	6	333	1	1	1.000	0	0	---	0	3	3	1	2	0	6	0	5	1.0
Hopkins (TOT)	3	0	9	0	1	000	0	0	---	0	0	---	0	0	0	0	0	0	0	0	0	0.0
Hopkins (ATL)	2	0	8	0	1	000	0	0	---	0	0	---	0	0	0	0	0	0	0	0	0	0.0
DREAM	34	-	6900	987	2413	409	153	5252	.291	556	729	763	343	850	1193	598	663	237	447	155	2683	78.9
OPPONENTS	34	-	6900	1014	2314	438	191	608	.314	592	740	800	293	931	1224	651	675	237	499	177	2811	82.7



2017 GAME BY GAME RESULTS (17-17)

Date	Opponent	Team/Opp	Home	Road	Total	High Scoring	High Rebounds	High Assists	Opponent Scoring	Atten.
May 13	@Connecticut	W 81-74	0-0	1-0	1-0	Hayes-19	Williams-9	Kiesel-3	Tuck-21	6,444
May 19	@Chicago	W 91-83	0-0	2-0	2-0	Hayes-23	Williams-11	Clarendon-7	Pondexter-22	6,631
May 21	CHICAGO	L 71-75	0-1	2-0	2-1	Clarendon-17	Williams-13	Clarendon-9	Dolson-23	4,859
May 27	LOS ANGELES	W 75-73	1-1	2-0	3-1	Hayes-24	Williams-9	Clarendon-12	Gray-25	4,253
May 31	SAN ANTONIO	W 77-70	2-1	2-0	4-1	Hayes-16	Williams-9	Clarendon-8	Currie-14	3,813
June 4	@Washington	L 72-78	2-1	2-1	4-2	Hayes-24	Williams-9	Clarendon-5	Delle Donne-23	5,320
Jun 7	@New York	L 61-76	2-1	2-2	4-3	Sykes-14	Lyttle-12	Lyttle-3	Charles-18	14,816
Jun 10	@Connecticut	L 71-104	2-1	2-3	4-4	Dantas-16	Williams-9	Clarendon-4	J. Jones-20	5,327
Jun 13	@Seattle	W 91-86(OT)	2-1	3-3	5-4	Dantas-22	Clarendon-8	Clarendon-6	Loyd-27	4,352

DREAM HISTORY | SEASONS IN REVIEW

Jun 15	@Indiana	L 74- 85	2-1	4-3	5-5	Holmes-17 Hayes-17	Dantas-8	Clarendon-8	Wheeler-20	5,830
Jun 23	CHICAGO	L 78- 82	2-2	3-4	5-6	Williams-20	Williams-10	Clarendon-5	Quigley-22	4,237
Jun 30	LOS ANGELES	L 76- 85	2-3	3-4	5-7	Hayes-18	Williams-5 Dantas-5	Hayes-6 Clarendon-6	Parker-21	4,119
Jul 2	NEW YORK	W 81- 72	3-3	3-4	6-7	Sykes-19	Sykes-9	Clarendon-9	Charles-21	3,521
Jul 5	@Dallas	L 84- 94	3-3	3-5	6-8	Hayes-16	Dantas-9	Clarendon-8	Diggins-Smith-21	3,555
Jul 7	INDIANA	W 89- 68	4-3	3-5	7-8	Clarendon-27	Clarendon-8	Clarendon-6	Johnson-15	3,359
Jul 9	DALLAS	W 98- 78	5-3	3-5	8-8	Hayes-19	Sykes-8	Clarendon-8	Diggins-Smith-22	4,019
Jul 12	@Phoenix	L 84- 89	5-3	3-6	9-9	Clarendon-21	Williams-10	Clarendon-10	Griner-28	9,342
Jul 15	@Seattle	L 84- 90	5-3	3-7	8-10	Hayes-19	Dantas-9	Clarendon-8	Stewart-24	6,993
Jul 18	SAN ANTONIO	W 88- 75	6-3	3-7	9-10	Hayes-25	Lyttle-10	Clarendon-7	Harrison-22	7,413
Jul 19	@Washington	L 96- 100 (OT)6-3	3-8	9-11	Sykes-27	Lyttle-11	Clarendon-8	Clarendon-8	Toliver-29	15,597
Jul 25	PHOENIX	W 99- 91 (OT)7-3	3-8	10-11	Sykes-20	Sykes-13	Clarendon-9	Clarendon-9	Taurasi-31	4,053
Jul 28	MINNESOTA	L 80- 90	7-4	3-8	10-12	Hayes-25	Lyttle-6	Clarendon-8	Fowles-29	4,197
Jul 30	WASHINGTON	L 70- 77	7-5	3-8	10-13	Williams-18	Lyttle-9	Clarendon-10	Meeseman-30	4,185
Aug 3	@Minnesota	L 54- 69	7-5	3-9	10-14	Clarendon-18	Lyttle-10	Clarendon-5	Fowles-25	9,622
Aug 5	@Chicago	L 86- 91	7-5	3-10	10-15	Sykes-13 Hayes-13	Williams-12	Clarendon-5	Vandersloot-26	5,757
Aug 8	MINNESOTA	L 72- 81	7-6	3-10	10-16	Williams-16	Williams-11	Holmes-5	Fowles-27	4,006
Aug 11	NEW YORK	L 77- 83	7-7	3-10	10-17	Sykes-16	Williams-6	Clarendon-8	Zellous-20	5,158
Aug 12	@San Antonio	L 68- 84	7-7	3-11	10-18	Sykes-28	Young-6 Boyette-6	Clarendon-5	Harrison-23	6,953
Aug 15	CONNECTICUT	L 86- 81	7-8	3-11	10-19	Sykes-23	Lyttle-9	Clarendon-11	J. Jones-20	4,585
Aug 19	@Dallas	L 86- 90	7-8	3-12	10-20	Hayes-22	Dantas-8	Ajavon-4	Johnson-23	4,962
Aug 23	SEATTLE	W 89- 93	8-8	3-12	11-20	Lyttle-18	Lyttle-9	Clarendon-14	Stewart-18	4,878
Aug 26	INDIANA	W 79- 74 (OT)9-8	3-12	12-20	Hayes-24	Williams-15 Clarendon-4	Williams-15	Hayes-4	Wheeler-23	5,029
Sept 1	@Los Angeles	L, 56- 81	9-8	3-13	12-21	Hayes-19	Williams-6	Clarendon-2	Parker-15	12,163
Sept 3	@Phoenix	L, 70- 84	9-8	3-14	12-22	Sykes-33	Sykes-5 Lyttle-5	Sykes-2	Griner-30	11,222

DREAM SEASONS IN REVIEW

2016 REGULAR SEASON STATISTICS (17-17)

PLAYER	-FIELD GOALS-			--3-POINT FG--			FREE THROWS			--REBOUNDS--			PF	STL	TO	BLK	PTS	AVG				
	G	GS	MIN	FG	FGA	PCT	FG	FGA	PCT	FT	FTA	PCT							OFF	DEF	TOT	AST
McCoughtry	33	32	989	223	514	.434	26	86	.302	171	217	.788	37	150	187	91	79	52	96	23	643	19.5
Hayes	33	33	1,016	153	347	.441	32	117	.274	156	194	.804	33	79	112	78	94	40	59	8	494	15.0
Williams	34	34	1,179	157	355	.442	0	1	0	92	133	.692	106	170	276	42	105	26	42	79	406	11.9
Clarendon	34	32	959	124	266	.466	18	52	.346	88	115	.765	43	104	147	119	79	25	75	3	354	10.4
Holmes	33	10	702	91	209	.435	17	62	.274	48	62	.774	24	61	85	41	26	30	39	5	247	7.5
Lyttle	19	18	571	62	149	.416	2	9	.222	19	25	.760	42	107	149	35	43	39	23	19	145	7.6
Cortijo	27	1	294	45	127	.405	13	45	.289	25	32	.781	4	38	42	43	32	8	28	1	128	4.7
Ajavon	32	2	338	36	118	.305	3	13	.231	30	40	.750	19	33	52	38	52	12	33	8	105	3.3
Gray	28	5	269	38	73	.521	0	1	0	20	36	.556	24	47	71	4	63	4	18	4	96	3.4
Simmons	25	0	148	26	90	.289	16	56	.286	10	12	.833	1	9	10	8	17	2	10	3	78	3.1
Gatling	16	2	168	17	38	.447	0	0	---	8	9	.889	16	22	38	7	31	4	10	5	42	2.6
Hollivay	32	1	284	12	38	.316	0	0	---	15	32	.469	20	46	66	4	51	3	11	13	39	1.2
DREAM	34	-	1390	985	2334	.422	127	442	.287	683	909	.751	372	868	1,240	510	680	245	471	171	2780	81.8
OPPONENTS	34	-	1390	1043	2396	.435	166	532	.312	603	768	.785	339	846	1,185	668	733	256	473	179	2855	84.0

2016 GAME BY GAME RESULTS (17-17)

Date	Opponent	Team/Opp	Home	Road	Total	High Scoring	High Rebounds	High Assists	Opponent Scoring	Atten.
May 14	@San Antonio	W 73- 63	0-0	1-0	1-0	McCoughtry-15	Williams-7	Cortijo-3	McBride-24	7,572
May 20	INDIANA	L 85- 94	0-1	1-0	1-1	Hayes-19 Clarendon-19	McCoughtry-8	McCoughtry-2 Holmes-2	Catchings-14	7,608
May 22	CHICAGO	W 81- 87	1-1	1-0	2-1	McCoughtry-21	Lyttle-6 Hayes-6	Schimmel-3 Cortijo-5	Delle-Donne-16	6,152

May 24	@New York	W 85-79	1-1	2-0	3-1	Hayes-27	Lyttle-12	Hayes-3 Clarendon-3	Charles-29	14,503
May 27	@Dallas	W 102-93	1-1	3-0	4-1	McCoughtry-24	Lyttle-10	Wheeler-4 Lyttle-4	Stricklen-18 Bone-18	5,520
May 29	INDIANA	W 76-85	2-1	3-0	5-1	McCoughtry-22	Williams-7	Hayes-6	Wheeler-18	5,233
Jun 3	@Connecticut	W 83-77	2-1	4-0	6-1	Hayes-23	Lyttle-11	McCoughtry-4	Bentley-16	4,541
Jun 5	WASHINGTON	L 79-86	2-2	4-0	6-2	McCoughtry-28	Lyttle-11	Cortijo-5	Hill-17	3,611
Jun 10	MINNESOTA	L 78-110	2-3	4-0	6-3	Hayes-23	Clarendon-7	McCoughtry-4	Moore-19	5,368
Jun 12	CONNECTICUT	W 93-87	3-3	4-0	7-3	Williams-18	Williams-7	Clarendon-9	Thomas-19	4,486
Jun 17	CHICAGO	W 101-97	4-3	4-0	8-3	McCoughtry-22	Williams-9	Hayes-5	Delle Donne-26	5,385
Jun 18	@Washington	L 65-95	4-3	4-1	8-4	Hayes-12	McCoughtry-6	Cortijo-4	Hill-15	6,977
Jun 22	NEW YORK	L 79-90	4-4	4-1	8-5	McCoughtry-22	McCoughtry-8	McCoughtry-4 Hayes-4	Charles-23	10,345
Jun 25	@San Antonio	L 69-73	4-4	4-2	8-6	McCoughtry-23	Williams-10	Hayes-3 Cortijo-3	McBride-28	9,439
Jun 28	@Seattle	L 81-84	4-4	4-3	8-7	McCoughtry-22	Hollivay-9	Ajavon-3 McCoughtry-3	Stewart-38	4,648
Jun 30	@Los Angeles	L 75-84	4-4	4-4	8-8	Hayes-32	Williams-10	Clarendon-7	Ogwumike-38	10,215
Jul 3	PHOENIX	L 87-95	4-5	4-4	8-9	Hayes-26	Williams-9	Hayes-5	Griner-27	6,557
Jul 5	SEATTLE	W 77-64	5-5	4-4	9-9	Lyttle-22	Lyttle-11	Hayes-4 Clarendon-4	Loyd-13	3,983
Jul 8	DALLAS	W 90-95	6-5	4-4	10-9	Hayes-27 McCoughtry-27	Lyttle-14	McCoughtry-9	Christmas-18	6,745
Jul 10	@Connecticut	W 67-63	6-5	5-4	11-9	McCoughtry-26	Lyttle-14	Ajavon-5	Thomas-19	5,857
Jul 13	@New York	L 62-86	6-5	5-5	11-10	Hayes-12	Lyttle-9	Clarendon-3	Charles-18	11,317
Jul 15	@Indiana	L 72-78	6-5	5-6	11-11	Cortijo-20	Williams-8	McCoughtry-6	Catchings-18 Kizer-18	8,612
Jul 17	LOS ANGELES	W 74-91	7-5	5-6	12-11	McCoughtry-17 Clarendon-17	Williams-12	Clarendon-6	Ogwumike-26	7,551
Jul 20	@Minnesota	L 65-83	7-5	5-7	12-12	Clarendon-11	Williams-8	Hayes-2 Holmes-2	Augustus-19	16,132
Jul 22	DALLAS	W 88-93	8-5	5-7	13-12	Gray-22	Williams-11	Clarendon-4	Diggins-29	4,749
Aug 26	@Chicago	L, 82-90	8-5	5-8	13-13	McCoughtry-22	Williams-8	Ajavon-5 McCoughtry-5 Clarendon-5	Delle Donne-26	6,016
Aug 28	CONNECTICUT	W, 73-87	9-5	5-8	14-13	McCoughtry-19 Clarendon-19	Williams-9	McCoughtry-4 Clarendon-4	Ogwumike-24	7,055
Sep 4	SEATTLE	L, 91-82	9-6	5-8	14-14	McCoughtry-32	Williams-6	Williams-4	Bird-23 Stewart-23	5,695
Sept 6	PHOENIX	W, 87-91	10-6	5-8	15-14	McCoughtry-27	McCoughtry-8	Clarendon-6	Taurasi-23	3,625
Sept 8	@Los Angeles	W, 86-81	10-6	6-8	16-14	McCoughtry-32	Williams-12	Clarendon-6	Gray-16 Carson-16 Parker-16	6,152
Sept 11	@Phoenix	L, 75-86	10-6	6-9	16-15	Hayes-22	Williams-16	Clarendon-4	Griner-21	9,877
Sept 13	SAN ANTONIO	L, 71-67	10-7	6-9	16-16	Holmes-20	Williams-12	Hayes-4	Ndour-20	5,312
Sept 15	WASHINGTON	W, 91-94	11-7	6-9	17-16	McCoughtry-31	Williams-10	Clarendon-9 Hill-20	Meesseman-20	4,404
Sept 17	@Minnesota	L, 87-95	11-7	6-10	17-17	McCoughtry-18	Williams-9	Clarendon-7	Fowles-30	11,663
Date	Opponent	Team/Opp	Home	Road	Total	High Scoring	High Rebounds	High Assists	Opponent Scoring	Atten.
Aug 9	@Tulsa	W 98-90	5-5	3-9	8-14	McCoughtry-23	McCoughtry-9	McCoughtry-4 Hayes-4	Williams-35	5,345
Aug 14	MINNESOTA	L 82-84	5-6	3-9	8-15	McCoughtry-32	Gray-8 Dantas-8	Schimmel-8	Moore-36	5,890
Aug 16	CONNECTICUT	W 90-77	6-6	3-9	9-15	McCoughtry-18 Gray-18	Lyttle-7	Ajavon-7	Lacy-21	5,661
Aug 21	@New York	L, 67-78	6-6	3-10	9-16	Hayes-17	Lyttle-8	Schimmel-4	Charles-25	9,303

Aug 23	@Connecticut	W, 102-92	6-6	4-10	10-16	McCoughtry-33	McCoughtry-8	Ajavon-9	Lacy-25	5,319
Aug 25	CONNECTICUT	W, 71-57	7-6	4-10	11-16	Lyttle-17	Hayes-9	Hayes-5	Stricklen-14	5,573
							Henry-9	Ajavon-5		
Aug 28	@Indiana	W, 90-84	7-6	5-10	12-16	Hayes-28	Lyttle-7	Ajavon-2	Cathings-24	7,303
								McCoughtry-2		
								Schimmel-2		
Aug 29	CHICAGO	L, 96-98	7-7	5-10	12-17	McCoughtry-33	McCoughtry-11	Lyttle-3	Pondexter-22	6,872
Sept 1	@New York	L, 75-80	7-7	5-11	12-18	McCoughtry-25	Henry-9	Hayes-6	Rodgers-23	7,482
Sept 3	WASHINGTON	W, 73-67	8-7	5-11	13-18	Hayes-19	Henry-10	Lyttle-6	Latta-22	5,584
							Lyttle-10			
Sept 9	LOS ANGELES	W, 90-60	9-7	5-11	14-18	McCoughtry-23	Dantas-12	Ajavon-5	Lavender-14	3,856
								Hayes-5		
								Schimmel-5		
Sept	11 INDIANA	L, 67-75	9-8	5-11	14-19	Lyttle-19	Henry-8	Hayes-3	Zellous-14	5,823
							Lyttle-8	Lyttle-3		
								Schimmel-3		
Sept 13	@Washington	W, 73-71	9-8	6-11	15-19	McCoughtry-24	Lyttle-12	Schimmel-3	Latta-14	7,196

2015 PLAYOFFS

Sept 21	SEATTLE	W, 85-94	12-7	6-10	18-17	McCoughtry-37	Williams-16	Clarendon-7	Loyd-24	2,553
								McCoughtry-7		
Sept 25	@Chicago	L, 98-108	12-7	6-11	18-18	Hayes-30	Williams-9	McCoughtry-9	Vandersloot-21	3,922

DREAM SEASONS IN REVIEW

2015 REGULAR SEASON STATISTICS (15-19)

PLAYER	G	GS	MIN	-FIELD GOALS-			--3-POINT FG--			FREE THROWS			--REBOUNDS--				PTS	AVG				
				FG	FGA	PCT	FG	FGA	PCT	FT	FTA	PCT	OFF	DEF	TOT	AST			PF	STL	TO	BLK
McCoughtry	34	26	1021	235	569	.413	37	102	.363	178	221	.805	64	116	180	94	115	72	107	18	685	20.1
Hayes	28	27	836	115	293	.392	31	113	.274	99	123	.805	29	55	84	62	97	29	47	11	360	12.9
Lyttle	24	24	721	104	219	.475	1	5	.200	39	53	.736	67	131	198	52	70	54	38	14	248	10.3
Schimmel	32	16	634	85	225	.383	49	128	.378	24	28	.857	12	67	79	101	34	24	76	5	243	7.6
Ajavon	33	11	580	66	163	.378	3	18	.167	60	73	.822	21	61	82	79	80	47	60	5	195	5.9
Henry	29	11	518	63	130	.556	0	0	---	24	32	.750	42	93	135	11	73	9	45	25	150	5.2
Dantas	16	16	396	46	120	.405	4	12	.333	36	37	.973	32	54	86	11	34	15	17	9	132	8.3
Gray	17	1	251	34	69	.483	0	0	---	33	45	.733	19	29	48	4	51	6	16	6	101	5.9
Carler	26	7	295	15	72	.485	5	30	.167	16	20	.800	5	18	23	30	16	9	15	2	51	2.0
Milton-Jones	18	1	161	16	47	.340	1	10	.100	5	9	.556	10	23	33	8	30	7	13	2	38	2.1
Cortijo	2	0	32	5	9	.208	1	2	.500	3	4	.750	0	33	1	2	3	2	1	0	14	7.0
DREAM	34	-	1370	571	725	.411	166	519	.320	571	725	.788	374	803	1177	548	744	314	545	125	2645	77.8
OPPONENTS	34	-	1370	640	795	.436	178	545	.327	640	795	.805	297	840	1091	586	682	288	544	160	2712	79.8

2015 GAME BY GAME RESULTS (15-19)

Date	Opponent	Team/Opp	Home	Road	Total	High Scoring	High Rebounds	High Assists	Opponent Scoring	Attn.
Jun 5	@New York	L 73- 82	0-0	0-1	0-1	McCoughtry-27	Schimmel-8	Schimmel-4	Charles-17	8,910
							McCoughtry-8			
Jun 7	CONNECTICUT	L 70- 75	0-1	0-1	0-2	Lyttle-16	Lyttle-14	Schimmel-3	Bentley-17	8,358
Jun 11	SAN ANTONIO	W 72- 69	1-1	0-1	1-2	McCoughtry-21	McCoughtry-21	Schimmel-3	McBride-29	4,308
Jun 12	@Washington	W 64- 61	1-1	1-1	2-2	McCoughtry-21	McCoughtry-6	Ajavon-3	Meeseman-21	7,248
							de Souza-6	Schimmel-3		
								McCoughtry-3		
Jun 14	@Connecticut	L 64- 82	1-1	1-2	2-3	McCoughtry-24	Lyttle-10	Wheeler-4	Stricklen-18	5,520
								Lyttle-4	Bone-18	
Jun 16	INDIANA	L 79- 90	1-2	1-2	2-4	Lyttle-19	de Souza-9	McCoughtry-4	Coleman-18	9,814
								de Souza-4		
Jun 19	CHICAGO	W 74- 73	2-2	1-2	3-4	McCoughtry-18	de Souza-11	McCoughtry-6	Delle Donne-26	5,166
Jun 21	NEW YORK	L 64- 73	2-3	1-2	3-5	McCoughtry-17	de Souza-9	McCoughtry-4	Boyd-18	5,805
Jun 24	@Chicago	L 96-100(OT)	2-3	1-3	3-6	McCoughtry-34	McCoughtry-10	McCoughtry-6	Delle Donne-45	9,893
							Lyttle-10	Ajavon-6		

DREAM HISTORY | SEASONS IN REVIEW

Jun 26	WASHINGTON	W 72- 69	3-3	1-3	4-6	McCoughtry-18	Lyttle-10	Ajavon-4 Wheeler-4	Latta-18	5,861
Jul 5	SEATTLE	W 72- 64	4-3	1-3	5-6	McCoughtry-23	Lyttle-15	McCoughtry-4 Hayes-4	Loyd-12	5,385
Jul 7	TULSA	L 75- 85	4-4	1-3	5-7	McCoughtry-25	Lyttle-13	Ajavon-4	Pierson-24	6,744
Jul 12	NEW YORK	W 84- 76	5-4	1-3	6-7	McCoughtry-32	de Souza-8	McCoughtry-6	Charles-22	6,028
Jul 14	@Phoenix	L 71- 80	5-4	1-4	6-8	Hayes-19	Burdick-8	Burdick-6	Griner-22	10,472
Jul 16	@Los Angeles	W 76- 72	5-4	2-4	7-8	McCoughtry-22	de Souza-8	Wheeler-3 McCoughtry-3	Lavender-20	12,567
Jul 18	@Seattle	L 73- 86	5-4	2-5	7-9	McCoughtry-16	Milton-Jones-5 de Souza-5	Schimmel-3	Tokashiki-14 Clark-14	9,686
Jul 21	@Chicago	L 92- 9	7	5-4	2-6	7-10	Ajavon-21	McCoughtry-6	Delle Donne-27	5,967
Jul 29	@San Antonio	L 85-102	5-4	2-7	7-11	McCoughtry-14	Henry-9	Schimmel-7	McBride-25	3,613
Jul 31	@Minnesota	L 70- 86	5-4	2-8	7-12	Hayes-15	Henry-8	Schimmel-10	Moore-21	9,134
Aug 2	PHOENIX	L 68- 71	5-5	2-8	7-13	McCoughtry-16	Henry-9 Dantas-9	Hodges-4	Dupree-27	7,352
Aug 7	@Indiana	L 77-106	5-5	2-9	7-14	McCoughtry-23	McCoughtry-8	McCoughtry-3	Coleman-19	7,869
Aug 9	@Tulsa	W 98-90	5-5	3-9	8-14		McCoughtry-23	Henry-6	McCoughtry-4	Williams-35
Aug 14	MINNESOTA	L 84-82	6-5	3-9	9-14	McCoughtry-32	Dantas-8	Schimmel-8	Moore-36	
Aug 16	CONNECTICUT	W 90-77	6-5	3-10	9-15	McCoughtry-18	Lyttle-7	Ajavon-7	Lacy-21	
Aug 21	@New York	L 67-78	6-5	4-10	10-15	Hayes-17	Lyttle-8	Schimmel-4	Charles-25	
Aug 23	@Connecticut	W 102-92	6-6	4-10	10-16	McCoughtry-33	McCoughtry-8	Ajavon-9	Lacy-25	
Aug 25	CONNECTICUT	W 71-57	7-6	4-10	11-16	Lyttle-17	Hayes-9	Ajavon-5	Stricklen-14	
Date	Opponent	Team/Opp	Home	Road	Total	High Scoring	High Rebounds	High Assists	Opponent Scoring	Atten.
Aug 28	@Indiana	W 90-84	8-6	4-10	12-16	Hayes-28	Lyttle-8	McCoughtry-2 Ajavon-2 Schimmel-2	Catchings-24	
Aug 29	CHICAGO	L 96-98	8-6	5-10	13-16	McCoughtry-33	McCoughtry-11	Lyttle-3	Pondexter-22	
Sept 1	@New York	L 75-80	8-7	5-10	13-17	McCoughtry-25	Henry-9	Hayes-6	Rodgers-23	
Sept 6	WASHINGTON	W 73-67	8-7	5-11	13-18	Hayes-19	Lyttle-10 Henry-10	Lyttle-6	Latta-22	
Sept 9	LOS ANGELES	W 90-60	9-7	5-11	14-18	McCoughtry-23	Dantas-12	Hayes-5 Schimmel-5 Ajavon-5	Lavender-14	
Sept 11	INDIANA	L 67-75	10-7	5-11	15-18	Lyttle-19	Lyttle-6	Lyttle-6 Hayes-6	Zellous-14	
Sept 13	@Washington	W 73-71	10-8	5-11	15-19	McCoughtry-24	Lyttle-12	Schimmel-3 LYTTLE-3	Latta-14	

DREAM HISTORY | SEASONS IN REVIEW

2014 ATLANTA DREAM



Back Row (from left): Angela Taylor, Teresa Edwards, Karleen Thompson, Angel McCoughtry, DeLisha Milton-Jones, Erika de Souza, Nadia Colhado, Aneika Henry, Sancho Lyttle, Amanda Thompson, Michael Douglas, Michael Cooper
Front Row (from left): Matee Ajavon, Shoni Schimmel, Céline Dumerc, Jasmine Thomas, Tiffany Hayes

2014 REGULAR SEASON STATISTICS (19-15)

PLAYER	-FIELD GOALS-			--3-POINT FG--			FREE THROWS			--REBOUNDS--			PF	DQ	STL	TO	BLK	PTS	AVG				
	G	GS	MIN	FG	FGA	PCT	FG	FGA	PCT	FT	FTA	PCT								OFF	DEF	TOT	AST
McCoughtry	31	29	972	206	491	420	31	105	295	131	162	809	53	109	162	113	93	3	74	116	12	574	18.5
de Souza	33	33	986	192	352	545	0	0	---	72	102	706	97	189	286	39	93	0	37	58	49	456	13.8
Hayes	34	32	966	143	308	464	40	112	357	111	146	760	31	70	101	86	83	0	34	40	9	437	12.9
Lyttle	34	34	1064	179	391	458	3	11	273	53	80	663	84	221	305	82	91	1	75	49	20	414	12.2
Schimmel	34	2	725	104	278	374	53	155	342	21	25	840	18	58	76	124	38	0	26	83	3	282	8.3
Milton-Jones (ATL)	2	0	23	2	7	286	1	2	500	4	4	1,000	0	2	0	3	0	1	3	3	9	4.5	
Thomas	34	23	594	61	189	323	12	47	255	30	42	714	18	52	70	55	46	0	16	38	5	164	4.8
Henry	34	4	435	64	110	582	0	0	---	25	37	676	47	68	115	9	59	0	7	32	23	153	4.5
Dumerc	28	11	527	28	95	295	12	52	231	25	36	694	16	40	56	112	54	0	30	58	2	93	3.3
Colhado	16	0	127	21	42	500	0	0	---	2	7	286	4	25	29	1	23	0	5	8	6	44	2.8
Ajavon	24	1	220	15	54	278	1	9	111	21	29	724	10	8	18	16	29	0	11	22	1	52	2.2
Thompson	21	0	174	13	36	361	0	0	---	10	12	833	20	25	45	10	25	0	5	12	10	36	1.7
Cash	17	1	149	10	43	233	0	9	000	6	15	400	2	14	16	12	21	0	6	13	3	26	1.5
Orehkova	2	0	14	0	5	000	0	3	000	0	0	---	0	1	1	0	1	0	0	0	2	0	0.0
DREAM	34	-	6975	1038	2401	432	153	505	303	511	697	733	400	882	1282	659	659	4	327	546	148	2740	80.6
OPPONENTS	34	-	6975	985	2302	428	177	498	355	523	688	760	328	840	1168	634	672	3	306	585	115	2670	78.5

2014 PLAYOFFS / ALL ROUNDS COMBINED (1-2)

PLAYER	-FIELD GOALS-			--3-POINT FG--			FREE THROWS			--REBOUNDS--			PF	DQ	STL	TO	BLK	PTS	AVG				
	G	GS	MIN	FG	FGA	PCT	FG	FGA	PCT	FT	FTA	PCT								OFF	DEF	TOT	AST
McCoughtry	3	3	106	26	60	433	4	9	444	24	26	923	8	10	18	10	11	0	8	4	1	80	26.7
de Souza	3	3	83	17	30	567	0	0	---	4	8	500	12	4	16	2	13	0	1	3	2	38	12.7
Hayes	3	3	93	13	27	481	3	9	333	9	10	900	2	7	9	6	8	1	1	4	1	38	12.7
Lyttle	3	3	109	13	33	394	0	2	000	2	3	667	6	28	34	10	7	0	3	8	3	28	9.3
Thomas	3	2	67	8	19	421	1	3	333	5	8	625	2	7	9	10	6	0	2	4	0	22	7.3
Henry	3	0	49	8	11	727	0	0	---	3	4	750	1	6	7	1	8	0	2	4	0	19	6.3
Schimmel	3	0	59	7	19	368	3	8	375	2	2	1,000	0	8	8	17	7	0	3	6	0	19	6.3
Dumerc	1	1	28	2	3	667	1	2	500	0	0	---	0	3	3	5	2	0	1	3	0	5	5.0
Ajavon	2	0	7	0	2	000	0	1	000	0	0	---	0	2	2	1	0	0	0	1	0	0	0.0
DREAM	3	-	600	94	204	461	12	34	353	49	61	803	31	75	106	62	62	1	21	37	7	249	83.0
OPPONENTS	3	-	600	88	195	451	13	48	271	55	70	786	20	69	89	56	58	0	17	42	11	244	81.3

2014 GAME BY GAME RESULTS (19-15)

Date	Opponent	Team/Opp	Home	Road	Total	High Scoring	High Rebounds	High Assists	Opponent Scoring	Atten.
May 16	SAN ANTONIO	W 79- 75	1-0	0-0	1-0	de Souza-23	de Souza-11	Schimmel-11	Robinson-23	4,575
May 17	@Indiana	W 90- 88(2OT)	1-0	1-0	2-0	McCoughtry-27	Lyttle-21	Schimmel-10	Howard-21	8,275
May 24	@Chicago	L 73- 87	1-0	1-1	2-1	de Souza-18	de Souza-12	Schimmel-8	Delle Donne-27	4,136
May 25	INDIANA	L 77- 82(OT)	1-1	1-1	2-2	McCoughtry-19	de Souza-9	Schimmel-8	January-16	5,517
May 30	SEATTLE	W 80- 69	2-1	1-1	3-2	Hayes-20	Lyttle-10	McCoughtry-8	Langhorne-21	5,486
Jun 1	@Connecticut	L 76- 85	2-1	1-2	3-3	Hayes-17	de Souza-8	Lyttle-3	Ogwumike-18 Montgomery-18	6,071
Jun 3	LOS ANGELES	W 93- 85	3-1	1-2	4-3	de Souza-27	Lyttle-12	Schimmel-7	Lavender-21	5,409
Jun 7	CHICAGO	W 97- 59	4-1	1-2	5-3	de Souza-20 McCoughtry-20	Lyttle-12	Dumerc-5	Quigley-11	5,458
Jun 13	MINNESOTA	W 85- 82	5-1	1-2	6-3	McCoughtry-23	Lyttle-12	Dumerc-7	Whalen-22	6,684
Jun 15	@Washington	W 75- 67	5-1	2-2	7-3	McCoughtry-16 de Souza-16	de Souza-9	McCoughtry-5	Hartley-13	7,229
Jun 18	WASHINGTON	W 83- 73	6-1	2-2	8-3	McCoughtry-27	Lyttle-10	McCoughtry-4	Hartley-16	8,895
Jun 20	NEW YORK	W 85- 64	7-1	2-2	9-3	McCoughtry-18 de Souza-7	Henry-7	McCoughtry-6	Montgomery-11	6,129
Jun 22	@New York	L 78- 85	7-1	2-3	9-4	McCoughtry-33	de Souza-14	Lyttle-3 Dumerc-3	Pondexter-23	8,112
Jun 26	@San Antonio	W 81- 79	7-1	3-3	10-4	McCoughtry-18	Lyttle-11	Dumerc-7	Perkins-17	6,371
Jun 29	@Indiana	W 76- 68	7-1	4-3	11-4	McCoughtry-20	de Souza-13	Lyttle-4 McCoughtry-4 Dumerc-4	Zellous-18	8,014
Jul 1	INDIANA	L 70- 77	7-2	4-3	11-5	de Souza-23	Lyttle-8 McCoughtry-8 de Souza-8	Hayes-5	Christmas-18	5,037
Jul 5	WASHINGTON	W 86- 73	8-2	4-3	12-5	Lyttle-18	de Souza-9	McCoughtry-5 Hayes-5.	Meesseman-18	6,382
Jul 8	CONNECTICUT	W 83- 71	9-2	4-3	13-5	McCoughtry-22	Henry-8	Lyttle-4 Schimmel-4 McCoughtry-4	Bentley-19 Ogwumike-19	3,496
Jul 12	@Indiana	W 93- 74	9-2	5-3	14-5	Hayes-21	de Souza-12	Dumerc-6	Catchings-14	8,562
Jul 13	CHICAGO	W 81- 79(OT)	10-2	5-3	15-5	McCoughtry-33	Lyttle-13	Lyttle-5	Quigley-27	4,118
Jul 16	@New York	L 75- 77	10-2	5-4	15-6	McCoughtry-20	McCoughtry-9 Lyttle-9	McCoughtry-9	Charles-18	17,252
Jul 22	@Minnesota	L 108-112(2OT)	10-2	5-5	15-7	Lyttle-26	Lyttle-12	Schimmel-8	M. Moore-48	9,332
Jul 25	CHICAGO	L 75- 79	10-3	5-5	15-8	Lyttle-15 Hayes-15	Lyttle-9	Hayes-7	Prince-21	4,544
Jul 27	@Washington	L 67- 77	10-3	5-6	15-9	Lyttle-19	Lyttle-8	McCoughtry-6	Latta-21	8,137
Jul 29	CONNECTICUT	W 89- 80	11-3	5-6	16-9	McCoughtry-25	Lyttle-14	Dumerc-8	Bone-18	4,308
Jul 31	@Tulsa	W 85- 75	11-3	6-6	17-9	Hayes-27	de Souza-12	Dumerc-8	Sims-22	6,841
Aug 3	NEW YORK	L 76- 83	11-4	6-6	17-10	McCoughtry-28	McCoughtry-6 Lyttle-6	Dumerc-9	Charles-29	6,547
Aug 5	@Phoenix	L 67- 75	11-4	6-7	17-11	McCoughtry-19	Lyttle-12	Schimmel-5	Dupree-16	12,346
Aug 7	@Seattle	L 68- 88	11-4	6-8	17-12	Hayes-16	de Souza-8	Schimmel-6	Little-21	9,686
Aug 8	@Los Angeles	L 77- 80(OT)	11-4	6-9	17-13	de Souza-21	Lyttle-12	Lyttle-8	Parker-26	8,100
Aug 10	@Chicago	L 69- 80	11-4	6-10	17-14	Lyttle-16	Lyttle-10	Dumerc-6	Quigley-17	6,021
Aug 13	PHOENIX	W 96- 82	12-4	6-10	18-14	Schimmel-24	Henry-12	Dumerc-5	Phillips-21	7,663
Aug 15	TULSA	W 92- 76	13-4	6-10	19-14	de Souza-21	Henry-12 de Souza-12	Schimmel-9	Diggins-24	9,439
Aug 17	@Connecticut	L 55- 84	13-4	6-11	19-15	McCoughtry-10	Thomas-7 Colhado-7 de Souza-7	Dumerc-3	Bentley-19	7,689

DREAM HISTORY | SEASONS IN REVIEW

2014 PLAYOFFS

Date	Opponent	Team/Opp	Home	Road	Total	High Scoring	High Rebounds	High Assists	Opponent Scoring	Atten.
Aug 22	CHICAGO	L 77- 80	0-1	0-0	0-1	McCoughtry-24	Lyttle-14	Schimmel-6	Delle Donne-21	5,985
Aug 24	@Chicago	W 92- 83	0-1	1-0	1-1	McCoughtry-39	Thomas-7 Lyttle-7	Thomas-6	Delle Donne-22	4,546
Aug 26	CHICAGO	L 80- 81	0-2	1-0	1-2	de Souza-18	Lyttle-13	Schimmel-6	Delle Donne-34	4,829

2013 ATLANTA DREAM



Back Row (from left): Kim Moseley, Joe Ciampi, Armintie Herrington, Sancho Lyttle, Erika de Souza, Fred Williams, Aneika Henry, Ruth Riley, Le'Co'e Willingham, Julie Plank, Camensky Bryson

Front Row (from left): Travis Charles, Courtney Clements, Angel McCoughtry, Jasmine Thomas, Tiffany Hayes, Alex Bentley, Bradley Grayson

2013 REGULAR SEASON STATISTICS (17-17)

PLAYER	-FIELD GOALS-					--3-POINT FG--			FREE THROWS			--REBOUNDS--											
	G	GS	MIN	FG	FGA	PCT	FG	FGA	PCT	FT	FTA	PCT	OFF	DEF	TOT	AST	PF	DQ	STL	TO	BLK	PTS	AVG
McCoughtry	33	32	1036	246	596	.413	23	113	.204	196	238	.824	58	118	176	146	90	1	89	134	24	711	21.5
Lyttle	6	6	180	37	70	.529	2	5	.400	10	15	.667	14	37	51	15	17	0	14	13	8	86	14.3
de Souza	34	34	1016	187	338	.553	0	0	---	63	93	.677	90	247	337	43	90	0	45	55	61	437	12.9
Hayes	23	4	513	80	197	.406	23	61	.377	76	102	.745	20	66	86	39	52	0	27	40	3	259	11.3
Thomas	34	29	935	120	334	.359	16	74	.216	32	46	.696	24	79	103	106	63	1	29	71	9	288	8.5
Bentley	34	10	753	113	284	.398	28	85	.329	27	38	.711	11	37	48	95	77	1	34	39	3	281	8.3
Herrington	28	26	838	78	167	.467	0	0	---	39	66	.591	43	52	95	67	55	0	65	52	3	195	7.0
Willingham	34	28	755	56	132	.424	14	46	.304	15	21	.714	45	97	142	27	83	0	27	42	11	141	4.1
Henry	34	1	434	54	120	.450	0	0	---	26	34	.765	44	90	134	16	41	0	9	26	17	134	3.9
Clements	26	0	244	20	99	.202	9	39	.231	9	12	.750	11	13	24	8	25	0	4	7	2	58	2.2
Riley	16	0	121	6	19	.316	2	5	.400	4	6	.667	3	9	12	3	25	0	3	8	4	18	1.1
Armstrong	9	0	25	2	4	.500	2	4	.500	0	0	---	1	3	4	0	2	0	1	1	0	6	0.7
DREAM	34	-	6850	999	2360	.423	119	432	.275	497	671	.741	364	848	1212	565	620	3	347	515	145	2614	76.9
OPONENTS	34	-	6850	948	2256	.420	135	417	.324	532	675	.788	344	869	1213	533	588	4	278	579	130	2563	75.4

2013 PLAYOFFS / ALL ROUNDS COMBINED (4-4)

PLAYER	-FIELD GOALS-					--3-POINT FG--			FREE THROWS			--REBOUNDS--											
	G	GS	MIN	FG	FGA	PCT	FG	FGA	PCT	FT	FTA	PCT	OFF	DEF	TOT	AST	PF	DQ	STL	TO	BLK	PTS	AVG
McCoughtry	8	8	246	48	153	.314	8	32	.250	39	47	.830	15	14	29	30	32	2	16	28	8	143	17.9
Hayes	8	6	227	32	82	.390	12	34	.353	23	30	.767	7	29	36	15	19	1	4	12	0	99	12.4
de Souza	8	8	246	39	83	.470	0	0	---	10	17	.588	26	53	79	10	29	0	8	18	6	88	11.0
Herrington	8	5	219	25	49	.510	0	0	---	12	19	.632	13	23	36	18	11	0	15	6	1	62	7.8

Thomas	8	8	232	22	71	.310	0	11	.000	7	10	.700	8	15	23	16	10	0	7	20	6	51	6.4
Henry	8	3	182	22	40	.550	0	0	---	5	6	.833	17	36	53	2	15	0	5	7	7	49	6.1
Bentley	8	0	140	17	60	.283	4	21	.190	8	9	.889	5	9	14	16	20	0	9	7	2	46	5.8
Riley	4	0	26	3	4	.750	1	1	1.000	1	2	.500	2	0	2	1	7	0	0	2	0	8	2.0
Willingham	4	2	71	1	10	.100	0	5	.000	0	2	.000	3	4	7	4	12	0	3	3	1	2	0.5
Clements	4	0	10	0	5	.000	0	1	.000	1	2	.500	1	1	2	0	0	0	1	0	1	1	0.3
TEAM	8	-	1600	209	557	.375	25	105	.238	106	144	.736	97	184	281	112	155	3	68	110	32	549	68.6
OPPONENTS	8	-	1600	215	495	.434	30	100	.300	118	161	.733	77	203	280	134	154	1	50	130	35	578	72.3

2013 GAME BY GAME RESULTS (17-17)

Date	Opponent	Team/Opp	Home	Road	Total	High Scoring	High Rebounds	High Assists	Opponent Scoring	Atten.
May 25	TULSA	W 98-81	1-0	0-0	1-0	Hayes-21	Lyttle-10	Thomas-6	Williams-22	7,519
May 31	@Indiana	W 86-77	1-0	1-0	2-0	McCoughtry-29	Lyttle-11	Bentley-6	Catchings-20	10,756
Jun 2	@Washington	W 73-63	1-0	2-0	3-0	McCoughtry-15	Lyttle-9	McCoughtry-5	Langhorne-15	8,938
Jun 7	NEW YORK	W 75-56	2-0	2-0	4-0	Lyttle-18	Hayes-7	McCoughtry-10	Braxton-14	6,173
Jun 9	@New York	L 67-76	2-0	2-1	4-1	Lyttle-18	Lyttle-11	McCoughtry-5	Pierson-17	5,933
									Pondexter-17	
Jun 14	SEATTLE	W 68-59	3-0	2-1	5-1	McCoughtry-23	McCoughtry-9	McCoughtry-7	Johnson-11	4,960
									Thompson-11	
Jun 16	CHICAGO	W 88-74	4-0	2-1	6-1	McCoughtry-23	de Souza-11	Hayes-8	Delle Donne-25	5,552
Jun 23	@Connecticut	W 78-77	4-0	3-1	7-1	McCoughtry-34	Willingham-7	McCoughtry-2	Charles-19	7,557
Jun 25	INDIANA	W 76-60	5-0	3-1	8-1	de Souza-17	de Souza-10	Herrington-4	Zellous-18	10,155
									McCoughtry-4	
Jun 28	WASHINGTON	W 86-75	6-0	3-1	9-1	McCoughtry-21	de Souza-9	Hayes-6	Currie-20	5,512
Jun 30	SAN ANTONIO	W 93-67	7-0	3-1	10-1	Hayes-19	de Souza-7	McCoughtry-9	Perkins-19	5,359
Jul 9	@Minnesota	L 72-94	7-0	3-2	10-2	McCoughtry-16	de Souza-13	McCoughtry-5	Wright-22	8,623
Jul 14	@Seattle	L 65-73	7-0	3-3	10-3	de Souza-16	de Souza-14	Bentley-5	Wright-21	6,479
						Bentley-16				
Jul 17	@Los Angeles	L 73-77	7-0	3-4	10-4	McCoughtry-24	de Souza-18	McCoughtry-5	Toliver-15	10,876
Jul 21	@Tulsa	L 63-90	7-0	3-5	10-5	McCoughtry-21	de Souza-16	Bentley-3	Johnson-24	4,107
Jul 24	CONNECTICUT	W 74-65	8-0	3-5	11-5	McCoughtry-22	de Souza-10	McCoughtry-6	Greene-14	4,434
									Charles-14	
Aug 3	@Phoenix	L 76-82	8-0	3-6	11-6	McCoughtry-33	de Souza-11	McCoughtry-8	Taurasi-28	8,138
Aug 10	@Indiana	L 66-80	8-0	3-7	11-7	McCoughtry-17	de Souza-5	Bentley-5	Catchings-21	9,271
Aug 11	NEW YORK	L 82-88	8-1	3-7	11-8	McCoughtry-30	de Souza-10	McCoughtry-5	Pondexter-33	4,576
									Thomas-5	
Aug 14	@Connecticut	L 86-88	8-1	3-8	11-9	McCoughtry-33	de Souza-8	Herrington-6	Charles-25	5,206
									McCoughtry-8	
Aug 16	CONNECTICUT	W 88-57	9-1	3-8	12-9	McCoughtry-30	de Souza-15	McCoughtry-8	Castro Marques-18	4,435
Aug 18	WASHINGTON	W 76-58	10-1	3-8	13-9	Hayes-23	de Souza-8	Thomas-4	Latta-12	4,873
Aug 20	MINNESOTA	W 88-75	11-1	3-8	14-9	Hayes-23	de Souza-16	Bentley-6	M. Moore-23	4,855
Aug 23	@Washington	L 64-74	11-1	3-9	14-10	McCoughtry-17	de Souza-12	McCoughtry-8	Currie-15	7,088
Aug 24	CHICAGO	L 56-67	11-2	3-9	14-11	McCoughtry-20	de Souza-16	McCoughtry-3	Delle Donne-25	7,412
Aug 28	WASHINGTON	L 80-85(OT)	11-3	3-9	14-12	McCoughtry-23	de Souza-14	Bentley-7	Currie-15	4,415
									Hill-15	
									Latta-15	
Aug 31	@Chicago	L 68-85	11-3	3-10	14-13	Bentley-19	de Souza-9	Thomas-6	Fowles-18	6,047
Sep 2	LOS ANGELES	W 92-82	12-3	3-10	15-13	de Souza-27	Thomas-8	Bentley-11	Ogwumike-17	5,504
Sep 4	INDIANA	W 89-80(OT)	13-3	3-10	16-13	McCoughtry-30	de Souza-15	McCoughtry-8	Catchings-22	4,019
Sep 6	@New York	W 70-57	13-3	4-10	17-13	McCoughtry-16	de Souza-14	McCoughtry-3	Braxton-17	7,021
Sep 8	PHOENIX	L 71-79	13-4	4-10	17-14	McCoughtry-25	de Souza-10	Herrington-5	Taurasi-25	9,740
Sep 11	@Connecticut	L 77-78	13-4	4-11	17-15	McCoughtry-23	McCoughtry-10	McCoughtry-7	Bass-15	5,724
Sep 13	@Chicago	L 82-87	13-4	4-12	17-16	McCoughtry-29	de Souza-13	Thomas-6	Prince-29	7,679
Sep 15	@San Antonio	L 68-97	13-4	4-13	17-17	Bentley-17	Henry-10	Thomas-6	Adams-39	7,486

2013 PLAYOFFS

Date	Opponent	Team/Opp	Home	Road	Total	High Scoring	High Rebounds	High Assists	Opponent Scoring	Atten.
Sep 19	WASHINGTON	L 56- 71	0-1	0-0	0-1	McCoughtry-20	de Souza-12	McCoughtry-3	Latta-14	3,862
Sep 21	@Washington	W 63- 45	0-1	1-0	1-1	McCoughtry-20	de Souza-15	Thomas-6	Hill-11	7,065
Sep 23	WASHINGTON	W 80- 72	1-1	1-0	2-1	de Souza-18 Hayes-18	de Souza-14	McCoughtry-7	Currie-22	4,078
Sep 26	INDIANA	W 84- 79	2-1	1-0	3-1	Hayes-23	Herrington-7	Herrington-5 McCoughtry-5	Catchings-21	4,238
Sep 29	@Indiana	W 67- 53	2-1	2-0	4-1	McCoughtry-27	Herrington-9	McCoughtry-3	Catchings-24	7,051
Oct 6	@Minnesota	L 59- 84	2-1	2-1	4-2	McCoughtry-17	Henry-14	Herrington-3	M. Moore-23	13,804
Oct 8	@Minnesota	L 63- 88	2-1	2-2	4-3	McCoughtry-15	de Souza-8	McCoughtry-4	Augustus-20	12,313
Oct 10	MINNESOTA	L 77- 86	2-2	2-2	4-4	Hayes-20	de Souza-9	Bentley-6	M. Moore-23	5,040

2013 Eastern Conference Champions



2012 ATLANTA DREAM


Back Row (from left): Angel McCoughtry, Sancho Lyttle, Yelena Leuchanka, Erika de Souza, Aneika Henry, Cathrine Kraayeveld, Tiffany Hayes

Front Row (from left): Armintie Price, Lindsey Harding, Ketia Swanier, Laurie Koehn

2012 REGULAR SEASON STATISTICS (19-15)

PLAYER	-FIELD GOALS-									--3-POINT FG--			FREE THROWS			--REBOUNDS--							
	G	GS	MIN	FG	FGA	PCT	FG	FGA	PCT	FT	FTA	PCT	OFF	DEF	TOT	AST	PF	DQ	STL	TO	BLK	PTS	AVG
McCoughtry	24	17	718	177	396	.447	28	83	.337	132	165	.800	50	69	119	69	56	0	60	95	27	514	21.4
Lyttle	34	34	1074	199	482	.413	28	110	.255	50	66	.758	46	212	258	85	100	1	82	88	23	476	14.0
Harding	34	32	1040	157	369	.425	14	58	.241	90	110	.818	16	79	95	153	47	0	46	70	7	418	12.3
de Souza	15	15	449	79	151	.523	0	0	---	16	23	.696	48	75	123	24	45	1	20	31	23	174	11.6
Hayes	34	17	787	90	231	.390	21	77	.273	92	117	.786	24	81	105	73	89	1	28	51	12	293	8.6
Price	34	33	904	108	212	.509	0	2	.000	71	118	.602	63	62	125	85	75	1	39	59	10	287	8.4
Henry	34	14	613	65	139	.468	0	0	---	32	42	.762	53	87	140	15	70	0	16	28	30	162	4.8
Kraayeveld	33	1	507	56	133	.421	35	87	.402	5	15	.333	17	75	92	28	32	0	14	26	16	152	4.6
Leuchanka	19	5	260	24	63	.381	0	1	.000	10	14	.714	16	36	52	12	34	0	9	28	9	58	3.1
Swanier	34	2	389	26	82	.317	5	30	.167	19	26	.731	5	41	46	66	24	0	15	41	0	76	2.2
Moore	8	0	43	6	9	.667	0	0	---	3	4	.750	5	5	10	0	8	0	0	6	0	15	1.9
Koehn	23	0	112	14	41	.341	13	39	.333	0	0	---	2	8	10	3	4	0	2	6	0	41	1.8
Paris	4	0	29	3	6	.500	0	0	---	0	4	.000	3	5	8	0	5	0	2	1	2	6	1.5
DREAM	34	-	6925	1004	2314	.434	144	487	.296	520	704	.739	348	835	1183	613	589	4	333	559	159	2672	78.6
OPPONENTS	34	-	6925	947	2282	.415	205	571	.359	477	616	.774	343	831	1174	573	654	5	313	600	123	2576	75.8

2012 PLAYOFFS / ALL ROUNDS COMBINED (1-2)

PLAYER	-FIELD GOALS-									--3-POINT FG--			FREE THROWS			--REBOUNDS--							
	G	GS	MIN	FG	FGA	PCT	FG	FGA	PCT	FT	FTA	PCT	OFF	DEF	TOT	AST	PF	DQ	STL	TO	BLK	PTS	AVG
Harding	3	3	114	23	54	.426	3	12	.250	8	9	.889	6	8	14	16	4	0	8	11	1	57	19.0
McCoughtry	3	3	100	21	51	.412	3	12	.250	9	11	.818	8	9	17	10	8	0	7	6	4	54	18.0
Lyttle	3	3	103	17	47	.362	0	5	.000	3	4	.750	7	14	21	2	11	0	9	5	2	37	12.3
de Souza	3	3	89	12	29	.414	0	0	---	2	2	1.000	7	12	19	1	14	0	2	4	2	26	8.7
Price	3	3	90	8	22	.364	0	0	---	8	11	.727	5	6	11	10	7	0	7	5	1	24	8.0
Hayes	3	0	49	4	11	.364	1	3	.333	4	4	1.000	2	5	7	5	10	0	5	5	1	13	4.3
Henry	3	0	30	3	4	.750	0	0	---	2	2	1.000	1	4	5	0	5	0	0	3	2	8	2.7
Swanier	2	0	6	2	3	.667	1	2	.500	0	0	---	0	0	0	0	1	0	0	0	0	5	2.5
Kraayeveld	3	0	19	1	1	1.000	1	1	1.000	0	0	---	2	1	3	1	5	0	0	1	1	3	1.0
DREAM	3	-	600	91	222	.410	9	35	.257	36	43	.837	38	59	97	45	65	0	38	42	14	227	75.7
OPPONENTS	3	-	600	87	188	.463	14	47	.298	56	78	.718	38	73	111	39	50	1	24	59	16	244	81.3

DREAM HISTORY | SEASONS IN REVIEW



2012 GAME BY GAME RESULTS (19-15)

Date	Opponent	Team/Opp	Home	Road	Total	High Scoring	High Rebounds	High Assists	Opponent Scoring	Atten.
May 19	@Indiana	L 84-92	0-0	0-1	0-1	McCoughtry-26	Lyttle-10	Harding-6	Douglas-21	9,403
May 25	NEW YORK	W 100-74	1-0	0-1	1-1	McCoughtry-23	Leuchanka-7	McCoughtry-7	Pondexter-18	6,802
May 27	INDIANA	L 62-78	1-1	0-1	1-2	McCoughtry-21	Lyttle-9	Swanier-2	Catchings-25	7,282
May 31	PHOENIX	W 81-65	2-1	0-1	2-2	Kraayeveld-12 Lyttle-12	Kraayeveld-9	Price-2	Bonner-22	4,887
Jun 2	CHICAGO	L 92-94(OT)	2-2	0-1	2-3	McCoughtry-33	Lyttle-4 Swanier-4 Price-4	Harding-6	Prince-33	4,503
Jun 5	@New York	L 74-79	2-2	0-2	2-4	McCoughtry-21	McCoughtry-14	Price-4	Pondexter-26	4,823
Jun 8	SAN ANTONIO	W 60-57	3-2	0-2	3-4	McCoughtry-16	Lyttle-9	McCoughtry-5	Young-21	4,501
Jun 10	@Connecticut	L 73-92	3-2	0-3	3-5	McCoughtry-23	Lyttle-8	Harding-5	Charles-22	6,526
Jun 15	LOS ANGELES	W 92-59	4-2	0-3	4-5	McCoughtry-31	Henry-9	Harding-6 Lyttle-6	Ogwumike-13	8,872
Jun 17	CONNECTICUT	L 73-75	4-3	0-3	4-6	Price-20	Lyttle-9	Price-6	Charles-23	4,323
Jun 19	NEW YORK	L 60-73	4-4	0-3	4-7	Harding-13 Lyttle-13	Lyttle-13	Price-5	Carson-14 Pondexter-14	4,134
Jun 24	@New York	W 74-64	4-4	1-3	5-7	McCoughtry-23	McCoughtry-8	Swanier-9	Mitchell-16	6,754
Jun 26	INDIANA	W 70-58	5-4	1-3	6-7	McCoughtry-22	Kraayeveld-10	Harding-5	Davenport-8 Catchings-8 Douglas-8	8,388
Jun 29	@Tulsa	W 102-92	5-4	2-3	7-7	McCoughtry-24	Lyttle-8	Harding-7	G. Johnson-16 Latta-16	4,235
Jul 1	@Chicago	L 69-71	5-4	2-4	7-8	McCoughtry-21	Lyttle-7	Hayes-3 Harding-3	Fowles-21	6,093
Jul 7	@Phoenix	W 100-93(2OT)	5-4	3-4	8-8	Lyttle-31	Lyttle-10	Swanier-5	Bonner-27	7,948
Jul 8	@Los Angeles	L 63-79	5-4	3-5	8-9	Lyttle-17	Henry-8	Harding-5	Toliver-19	11,019
Jul 11	@Seattle	W 70-59	5-4	4-5	9-9	Lyttle-21	Hayes-8	Harding-5	Stricklen-16	9,686
Jul 13	@San Antonio	L 70-91	5-4	4-6	9-10	Lyttle-21	Lyttle-12	Harding-6	Perkins-21	13,426
Aug 17	@Chicago	W 82-76	5-4	5-6	10-10	McCoughtry-25	McCoughtry-8	Lyttle-7	Prince-16	5,593

2012 GAME BY GAME RESULTS CONTINUED (19-15)

Date	Opponent	Team/Opp	Home	Road	Total	High Scoring	High Rebounds	High Assists	Opponent Scoring	Atten.
Aug 18	@Indiana	L 72- 86	5-4	5-7	10-11	McCoughtry-22	de Souza-6 Price-6	Harding-2 Lyttle-2 Swanier-2	Douglas-29	9,302
Aug 22	CHICAGO	W 82- 71	6-4	5-7	11-11	Lyttle-24	Kraayeveld-7 Lyttle-7	Hayes-5 Lyttle-5 Swanier-5	Fowles-22	4,010
Aug 24	@Washington	W 81- 69	6-4	6-7	12-11	Price-19	de Souza-8	Harding-5 Hayes-5	Ajavon-20	9,697
Aug 25	MINNESOTA	L 74- 84	6-5	6-7	12-12	Lyttle-14	Lyttle-9	Harding-9	Augustus-23	7,224
Aug 28	TULSA	L 80- 84	6-6	6-7	12-13	McCoughtry-14 de Souza-16	de Souza-9 Lyttle-9	Harding-7	Hodges-20	2,813
Aug 30	WASHINGTON	W 82- 59	7-6	6-7	13-13	de Souza-21	de Souza-10	Harding-5	Currie-14	3,381
Sep 2	CONNECTICUT	W 87- 80	8-6	6-7	14-13	McCoughtry-24	Lyttle- 13	Harding-4 Hayes-4 Lyttle-4	Lawson-16	5,020
Sep 5	INDIANA	W 71- 64	9-6	6-7	15-13	Harding-20	Lyttle-12	Harding-3	Douglas-23	4,112
Sep 7	@Minnesota	L 93- 97(2OT)	9-6	6-8	15-14	McCoughtry-30	Lyttle-11	Harding-7	Moore-23	9,308
Sep 9	WASHINGTON	W 93- 68	10-6	6-8	16-14	Harding-15 Price-15	de Souza-10	Harding-9	Langhorne-12 Quinn-12	6,898
Sep 11	SEATTLE	W 77- 61	11-6	6-8	17-14	McCoughtry-23	de Souza-8	Harding-5 Hayes-5	Jackson-14	5,558
Sep 14	@Washington	W 82- 74	11-6	7-8	18-14	McCoughtry-26	de Souza-8	McCoughtry-8	Currie-20	7,368
Sep 20	@Chicago	W 75- 66	11-6	8-8	19-14	McCoughtry-21	de Souza-10	Harding-8	Swords-16	4,188
Sep 23	@Connecticut	L 72- 92	11-6	8-9	19-15	Harding-16	Hayes-9	Harding-3 Hayes-3	Lawson-21	9,143

2012 PLAYOFFS

Date	Opponent	Team/Opp	Home	Road	Total	High Scoring	High Rebounds	High Assists	Opponent Scoring	Atten.
Sep 28	@Indiana	W 75- 66	0-0	1-0	1-0	Harding-23	Lyttle-9 McCoughtry-9	Harding-7	Douglas-13	7,776
Sep 30	INDIANA	L 88-103	0-1	1-0	1-1	McCoughtry-22	de Souza-9	Harding-6	Catchings-25	6,890
Oct 2	@Indiana	L 64- 75	0-1	1-1	1-2	Harding-17	Harding-7 de Souza-7	Price-4	Douglas-24	6,840

DREAM HISTORY | SEASONS IN REVIEW

2011 ATLANTA DREAM



Back Row (from left): Sandora Irvin, Erika de Souza, Alison Bales, Sancho Lyttle, Courtney Paris
Middle Row (from left): Angel McCoughtry, Lindsey Harding, Coco Miller, Shalee Lehning, Arminite Price, Iziane Castro Marques
Front Row (from left): Kim Moseley, Fred Williams, Marynell Meadors, Carol Ross, Sue Panek

2011 REGULAR SEASON STATISTICS (20-14)

PLAYER	-FIELD GOALS-					--3-POINT FG--			FREE THROWS			--REBOUNDS--											
	G	GS	MIN	FG	FGA	PCT	FG	FGA	PCT	FT	FTA	PCT	OFF	DEF	TOT	AST	PF	DQ	STL	TO	BLK	PTS	AVG
McCoughtry	33	30	921	235	554	424	19	72	264	223	287	.777	53	120	173	84	99	0	72	104	32	712	21.6
de Souza	32	32	877	171	343	499	0	1	0.00	36	55	.655	83	157	240	31	94	0	38	57	43	378	11.8
Harding	34	33	1037	141	310	455	10	33	303	66	90	.733	17	92	109	162	60	0	34	81	6	358	10.5
Lyttle	22	19	577	90	201	448	2	7	286	39	55	.709	41	97	138	47	46	0	52	44	12	221	10.0
Price	34	21	797	108	208	519	0	2	0.00	73	120	.608	51	50	101	96	61	0	52	49	2	289	8.5
Castro Marques	34	14	672	99	275	360	17	80	213	44	71	.620	15	43	58	57	38	0	13	54	4	259	7.6
C. Miller	31	5	538	96	222	432	15	45	333	20	37	.541	22	37	59	43	64	0	18	31	1	227	7.3
Bales	34	15	687	70	144	486	6	17	353	24	32	.750	35	125	160	42	56	1	15	16	53	170	5.0
Paris	28	0	269	40	77	519	0	1	0.00	16	31	.516	38	50	88	10	45	0	8	8	11	96	3.4
Lehning	18	0	218	13	27	481	4	9	444	8	13	.615	4	20	24	41	23	0	8	27	2	38	2.1
Irvin	30	1	248	20	59	339	0	5	0.00	14	20	.700	32	44	76	14	48	0	6	16	15	54	1.8
Mazzante	6	0	34	1	12	083	1	12	083	0	0	---	0	2	2	0	2	0	1	1	0	3	0.5
DREAM	34	-	6875	1084	2432	446	74	284	261	563	811	.694	391	837	1228	627	636	1	317	511	181	2805	82.5
OPPONENTS	34	-	6875	1006	2333	431	191	530	.360	544	690	.788	351	827	1178	588	694	3	269	593	183	2747	80.8

2011 PLAYOFFS / ALL ROUNDS COMBINED (4-4)

PLAYER	-FIELD GOALS-					--3-POINT FG--			FREE THROWS			--REBOUNDS--											
	G	GS	MIN	FG	FGA	PCT	FG	FGA	PCT	FT	FTA	PCT	OFF	DEF	TOT	AST	PF	DQ	STL	TO	BLK	PTS	AVG
McCoughtry	8	8	233	60	142	423	6	20	.300	59	79	.747	13	31	44	12	30	1	24	22	7	185	23.1
Harding	8	8	302	43	110	391	4	16	250	26	35	.743	4	20	24	47	19	0	15	13	2	116	14.5
Castro Marques	8	3	205	43	95	453	15	28	.536	8	18	.444	2	14	16	8	17	0	5	7	0	109	13.6
de Souza	5	5	167	25	59	424	0	0	---	5	10	.500	21	36	57	7	20	0	3	7	6	55	11.0
Lyttle	8	8	234	34	87	391	0	2	0.00	12	16	.750	22	38	60	8	19	1	18	15	5	80	10.0
Price	8	8	242	22	47	468	0	3	0.00	16	24	.667	19	23	42	28	24	0	13	8	2	60	7.5
Bales	8	0	128	10	26	385	3	7	429	1	2	.500	9	31	40	7	13	0	2	10	6	24	3.0
C. Miller	8	0	64	4	20	200	1	5	.200	1	2	.500	1	9	10	7	4	0	4	4	0	10	1.3
Irvin	3	0	8	1	1	1.000	1	1	1.000	0	0	---	0	2	2	0	2	0	0	0	1	3	1.0
Paris	5	0	18	1	2	.500	0	0	---	1	2	.500	4	1	5	0	3	0	2	2	1	3	0.6
TEAM	8	-	1600	243	589	413	30	82	.366	129	188	.686	95	205	300	124	151	2	86	94	30	645	80.6
OPPONENTS	8	-	1600	227	543	418	43	109	.394	139	174	.799	87	210	297	137	160	0	53	130	48	636	79.5


2011 GAME BY GAME RESULTS (20-14)

Date	Opponent	Team/Opp	Home	Road	Total	High Scoring	High Rebounds	High Assists	Opponent Scoring	Atten.
Jun 5	NEW YORK	L 88-94 (OT)	0-1	0-0	0-1	Castro Marques-19	Lyttle-11	Harding-9	Pierson-25	8,038
Jun 9	WASHINGTON	L 90-98 (OT)	0-2	0-0	0-2	de Souza-20	de Souza-15	Castro Marques-5	Langhorne-30	5,020
Jun 11	@San Antonio	L 74-86	0-2	0-1	0-3	McCoughtry-19	de Souza-14	Harding-4	Adams-32	9,140
Jun 14	@New York	W 79-58	0-2	1-1	1-3	McCoughtry-18	Bales-7 Irvin-7	Lehning-6	Carson-21	5,725
Jun 17	@Minnesota	L 85-96	0-2	1-2	1-4	McCoughtry-27	de Souza-11	Castro Marques-4	Augustus-25	7,556
Jun 19	MINNESOTA	L 64-77	0-3	1-2	1-5	Harding-14	de Souza-12	Harding-3 C. Miller-3	Augustus-19	7,274
Jun 21	CHICAGO	W 71-68	1-3	1-2	2-5	McCoughtry-14	Paris-8 McCoughtry-8	Harding-6	Fowles-21	6,154
Jun 24	PHOENIX	L 83-92	1-4	1-2	2-6	McCoughtry-24	Paris-8	Harding-4	Taurasi-20	5,492
Jun 26	SAN ANTONIO	L 86-92	1-5	1-2	2-7	C. Miller-19	Paris-11	Price-5	Perkins-25	5,718
Jun 30	NEW YORK	W 87-81	2-5	1-2	3-7	de Souza-27	de Souza-15	McCoughtry-4 C. Miller-4	Pondexter-24	4,423
Jul 9	@Chicago	L 69-81	2-5	1-3	3-8	McCoughtry-17	McCoughtry-8	McCoughtry-6	Prince-24	5,679
Jul 13	@New York	L 69-91	2-5	1-4	3-9	McCoughtry-17	de Souza-7	Lehning-3	Powell-20	14,314
Jul 16	CHICAGO	W 76-68	3-5	1-4	4-9	McCoughtry-24	de Souza-8 Bales-8	Price-10	Fowles-20	7,413
Jul 19	INDIANA	W 84-74	4-5	1-4	5-9	Harding-19	de Souza-11	Harding-5	Catchings-22	7,645
Jul 20	@Washington	W 86-79	4-5	2-4	6-9	McCoughtry-33	Irvin-11	McCoughtry-3 Price-3	Langhorne-24	13,954
Jul 26	@Tulsa	W 76-68	4-5	3-4	7-9	McCoughtry-37	Bales-9	Harding-3 Lehning-3	Cambage-16	3,435
Jul 28	LOS ANGELES	W 89-80	5-5	3-4	8-9	McCoughtry-22	McCoughtry-11	McCoughtry-7	Hoffman-16	6,701
Jul 31	@Connecticut	L 92-99	5-5	3-5	8-10	McCoughtry-36	de Souza-9	Castro Marques-6	Montgomery-19	6,955
Aug 2	NEW YORK	L 75-85	5-6	3-5	8-11	McCoughtry-24	McCoughtry-6 Price-6	Harding-9	Pierson-20	4,573
Aug 7	SEATTLE	W 70-53	6-6	3-5	9-11	McCoughtry-17	de Souza-7 Lyttle-7	Harding-7	Cash-16	7,337
Aug 9	@Washington	W 72-70	6-6	4-5	10-11	McCoughtry-19	de Souza-12	McCoughtry-5	Ajavon-28	9,536

DREAM HISTORY | SEASONS IN REVIEW

2011 GAME BY GAME RESULTS CONTINUED (20-14)

Date	Opponent	Team/Opp	Home	Road	Total	High Scoring	High Rebounds	High Assists	Opponent Scoring	Atten.
Aug 11	@Phoenix	L 95-109	6-6	4-6	10-12	McCoughtry-25	de Souza-7	Bales-4	Bonner-25	7,940
Aug 13	@Seattle	W 92-63	6-6	5-6	11-12	Castro Marques-17 McCoughtry-17	McCoughtry-6	Price-4	Smith-15	9,686
Aug 16	@Los Angeles	W 84-79	6-6	6-6	12-12	McCoughtry-23	de Souza-13	Price-8	Milton-Jones-19	7,522
Aug 19	CONNECTICUT	W 94-88 (OT)	7-6	6-6	13-12	McCoughtry-26	McCoughtry-12	Harding-5	Jones-21	7,225
Aug 21	@Connecticut	L 87-96	7-6	6-7	13-13	McCoughtry-22	de Souza-10	Harding-9	Montgomery-21	6,636
Aug 23	@Chicago	W 83-80	7-6	7-7	14-13	McCoughtry-22	McCoughtry-7	Harding-9	Fowles-20	2,876
Aug 27	@Indiana	W 86-80	7-6	8-7	15-13	McCoughtry-20	Lyttle-9	Castro Marques-3	Catchings-22	9,242
Aug 30	INDIANA	W 92-90	8-6	8-7	16-13	McCoughtry-28	Lyttle-11	Harding-6	Phillips-21	6,467
Sep 1	@Washington	L 81-85	8-6	8-8	16-14	McCoughtry-30	Irvin-7	Harding-8	Langhorne-25	7,954
Sep 2	WASHINGTON	W 95-73	9-6	8-8	17-14	Price-19	Lyttle-8	Harding-7	Thomas-19	6,579
Sep 4	TULSA	W 73-52	10-6	8-8	18-14	McCoughtry-19	Bales-6 Price-6	Harding-10	Jackson-15	7,661
Sep 6	CONNECTICUT	W 85-74	11-6	8-8	19-14	McCoughtry-35	Lyttle-12	Harding-8	Charles-17	6,558
Sep 11	@Indiana	W 93-88	11-6	9-8	20-14	McCoughtry-32	Bales-11	Tied with-4	Douglas-30	11,521

2011 PLAYOFFS

Sep 16	@Connecticut	W 89-84	0-0	1-0	1-0	Harding-21	Lyttle-11	Price-5	Jones-16 Montgomery-16	7,373
Sep 18	CONNECTICUT	W 69-64	1-0	1-0	2-0	Tied with-12	de Souza-10	Harding-6	Jones-15	6,887
Sep 22	@Indiana	L 74-82	1-0	1-1	2-1	Harding-17	de Souza-13	Harding-7	Smith-25	8,253
Sep 25	INDIANA	W 94-77	2-0	1-1	3-1	Castro Marques-30 Price-7	Lyttle-7	Harding-7	Douglas-25	8,052
Sep 27	@Indiana	W 83-67	2-0	2-1	4-1	McCoughtry-26	Lyttle-11	Harding-6	Douglas-16	9,036
Oct 2	@Minnesota	L 74-88	2-0	2-2	4-2	McCoughtry-33	Bales-9	Harding-5	Brunson-26	15,258
Oct 5	@Minnesota	L 95-101	2-0	2-3	4-3	McCoughtry-38	de Souza-10	Harding-7	Augustus-36	15,124
Oct 7	MINNESOTA	L 67-73	2-1	2-3	4-4	McCoughtry-22	de Souza-15	Harding-7	Augustus-16	11,543



2010 ATLANTA DREAM


(From left): Yelena Leuchanka, Erika de Souza, Angel McCoughtry, Iziaine Castro Marques, Armintie Price, Shalee Lehning, Kelly Miller, Coco Miller, Brittainey Raven, Sancho Lyttle, Alison Bales

2010 REGULAR SEASON STATISTICS (19-15)

PLAYER	G	GS	MIN	-FIELD GOALS-			--3-POINT FG--			FREE THROWS			---REBOUNDS---										
				FG	FGA	PCT	FG	FGA	PCT	FT	FTA	PCT	OFF	DEF	TOT	AST	PF	DQ	STL	TO	BLK	PTS	AVG
McCoughtry	34	34	1044	246	603	408	33	126	262	191	238	.803	63	104	167	105	107	1	66	108	21	716	21.1
Castro Marques	34	34	984	220	496	444	46	156	295	89	135	.659	14	45	59	89	73	1	28	95	2	575	16.9
Lyttle	32	31	930	162	335	484	0	0	---	87	120	.725	102	214	316	70	96	1	55	63	20	411	12.8
de Souza	34	34	872	190	333	484	0	0	---	41	75	.547	96	187	283	30	109	0	27	62	40	421	12.4
Price	34	0	561	53	137	387	0	4	.000	60	101	.594	42	60	102	62	51	0	30	36	2	166	4.9
Leuchanka	32	0	339	50	105	476	1	5	200	32	43	.744	29	54	83	12	55	0	16	46	8	133	4.2
Bales	34	3	529	42	97	433	5	12	417	43	54	.796	32	96	128	28	61	0	24	23	39	132	3.9
Lehning	33	33	775	48	106	453	13	36	361	14	30	.467	28	61	89	159	68	1	25	61	6	123	3.7
K. Miller	30	1	493	31	107	290	23	70	329	22	25	.880	12	44	56	79	49	0	23	37	2	107	3.6
C. Miller	27	0	198	34	85	400	5	26	192	12	14	.857	6	9	15	22	28	0	5	20	0	85	3.1
Raven	23	0	125	11	45	244	5	18	278	7	8	.875	12	9	21	10	12	0	5	9	1	34	1.5
DREAM	34	---	6850	1087	2449	444	131	453	289	598	843	.709	436	883	1319	666	709	4	304	569	141	2903	85.4
OPPONENTS	34	---	6850	1019	2345	435	163	509	320	625	823	.759	328	833	1161	630	720	3	323	578	146	2826	83.1

2010 PLAYOFFS / ALL ROUNDS COMBINED (4-3)

PLAYER	G	GS	MIN	FG%	3p%	FT%	-----REBOUNDS-----					APG	SPG	BPG	TO	PF	PPG
							OFF	DEF	TOT	APG	SPG						
McCoughtry	7	7	30.9	.462	.455	.797	2.00	3.40	5.40	2.3	2.00	.57	3.14	4.40	26.7		
Castro Marques	7	7	32.1	.471	.407	.478	.30	2.10	2.40	2.0	.14	.14	2.00	2.60	16.9		
Lyttle	7	7	25.4	.500	.000	.889	2.70	6.90	9.60	1.7	2.00	1.14	1.86	4.00	10.6		
de Souza	7	1	25.7	.500	.000	.800	2.00	6.30	8.30	1.1	.71	2.29	1.00	4.10	10.3		
Price	7	6	25.7	.342	.000	.600	1.70	1.00	2.70	3.6	.86	.00	1.57	2.60	5.0		
Leuchanka	7	0	9.6	.556	.500	.500	.60	1.40	2.00	.4	.43	.14	.29	2.10	3.4		
Lehning	7	0	13.1	.368	.250	.500	.10	1.70	1.90	2.6	.43	.00	.43	.60	2.9		
K. Miller	4	0	6.8	.750	.500	1.000	.30	.30	.50	1.5	2.5	.00	.75	.50	2.5		
C. Miller	7	7	25.7	.391	.263	.789	1.30	1.40	2.70	3.3	1.29	.00	2.00	2.10	10.6		
Bales	7	0	7.3	.625	.000	.000	.40	1.30	1.70	.4	.29	1.00	2.00	1.30	1.4		
Raven	4	0	1.0	.000	.000	.750	.30	.00	.30	.0	.00	.00	.25	.50	.8		
DREAM	7	0	200.0	.457	.366	.720	11.4	25.7	37.1	18.3	8.3	5.3	13.4	24.4	89.6		
OPPONENTS	7	0	200.0	.435	.328	.745	9.4	21.4	30.9	16.0	7.0	3.3	15.1	23.4	84.0		

DREAM HISTORY | SEASONS IN REVIEW



2010 GAME BY GAME RESULTS (19-15)

Date	Opponent	Team/Opp	Home	Road	Total	High Scoring	High Rebounds	High Assists	Opponent Scoring	Atten.
May 15	@San Antonio	W 75-70	0-0	1-0	1-0	Castro Marques-23	de Souza-15	Lehning-6	Hammon-20	9,409
May 16	INDIANA	W 66-62	1-0	1-0	2-0	de Souza-14	de Souza-11	K. Miller-6	Catchings-18	7,337
						Price-14				
May 21	CONNECTICUT	W 97-82	2-0	1-0	3-0	McCoughtry-32	Lyttle-17	Lehning-10	Charles-22	4,092
May 23	@New York	W 86-77	2-0	2-0	4-0	McCoughtry-21	Bales-10	McCoughtry-6	Pondexter-21	9,548
							de Souza-10			
May 28	@Phoenix	W 96-93	2-0	3-0	5-0	McCoughtry-28	Lyttle-17	Lehning-5	Taurasi-30	7,986
May 30	@ Los Angeles	W 101-82	2-0	4-0	6-0	McCoughtry-32	de Souza-13	Castro Marques-5	Parker-33	8,404
								Lehning-5		
Jun 1	@Seattle	L 72-90	2-0	4-1	6-1	McCoughtry-16	Lyttle-6	McCoughtry-3	Jackson-32	7,586
Jun 4	CHICAGO	L 70-80	2-1	4-1	6-2	Castro Marques-18	de Souza-7	Lehning-6	Fowles-19	5,655
Jun 5	@Washington	W 86-79 (OT)	2-1	5-1	7-2	de Souza-23	Lyttle-17	Castro Marques-6	Langhorne-23	8,986
						McCoughtry-23		K. Miller-6		
Jun 11	@New York	L 79-91	2-1	5-2	7-3	de Souza-21	Lyttle-14	K. Miller-6	Pondexter-25	8,332
Jun 13	SAN ANTONIO	W 90-83	3-1	5-2	8-3	Lyttle-24	Lyttle-12	Lehning-8	Young-24	6,050
Jun 15	@Chicago	W 93-86	3-1	6-2	9-3	Castro Marques-31	de Souza-13	Lehning-9	Perkins-25	3,292
Jun 19	@Indiana	L 91-94	3-1	6-3	9-4	Castro Marques-21	Lyttle-20	McCoughtry-5	Catchings-17	8,187
						McCoughtry-21		Douglas-17		
Jun 23	TULSA	W 96-90	4-1	6-3	10-4	McCoughtry-29	Lyttle-12	Castro Marques-8	Robinson-17	9,598
Jun 27	LOS ANGELES	W 89-81	5-1	6-3	11-4	Castro Marques-25	Lyttle-11	Lehning-5	Milton-Jones-19	7,855
								McCoughtry-5	Toliver-19	
Jun 29	PHOENIX	W 94-88	6-1	6-3	12-4	McCoughtry-18	Leuchanka-9	K. Miller-8	Taylor-31	4,073
Jul 1	MINNESOTA	W 76-58	7-1	6-3	13-4	Castro Marques-22	Lyttle-14	Lehning-5	Augustus-17	4,020
Jul 3	CHICAGO	L 82-88	7-2	6-3	13-5	McCoughtry-20	de Souza-15	Lyttle-3	Fowles-22	6,920
								K. Miller-3		
Jul 7	CONNECTICUT	W 108-103 (OT)	8-2	6-3	14-5	Castro Marques-32	de Souza-13	Lehning-8	Charles-27	5,305
						McCoughtry-32				
Jul 14	@Minnesota	L 81-83	8-2	6-4	14-6	McCoughtry-25	de Souza-20	Lehning-6	Augustus-22	12,311
Jul 16	@Indiana	L 70-89	8-2	6-5	14-7	McCoughtry-27	Leuchanka-7	Lehning-3	Catchings-23	7,532
Jul 17	@Connecticut	L 80-96	8-2	6-6	14-8	McCoughtry-27	Lyttle-11	Castro Marques-5	Charles-22	7,378
								Price-5		
Jul 21	@Washington	L 72-82	8-2	6-7	14-9	McCoughtry-23	Lyttle-8	Castro Marques-6	Langhorne-24	14,347
Jul 25	NEW YORK	W 82-75	9-2	6-7	15-9	McCoughtry-28	de Souza-10	McCoughtry-6	Pondexter-26	7,030
							McCoughtry-10			
Jul 27	@Tulsa	W 105-89	9-2	7-7	16-9	Castro Marques-23	Lyttle-14	Lehning-6	Latta-23	3,800
Jul 30	@Connecticut	W 94-62	9-2	8-7	17-9	McCoughtry-20	de Souza-13	Price-5	Jones-16	7,003
								K. Miller-5		
Aug 1	INDIANA	W 90-74	10-2	8-7	18-9	Castro Marques-22	Lyttle-8	Lehning-7	Catchings-24	6,270
								McCoughtry-7		
Aug 3	WASHINGTON	L 78-86	10-3	8-7	18-10	McCoughtry-30	Lyttle-9	Lehning-6	K. Smith-18	9,072

DREAM HISTORY | SEASONS IN REVIEW

Aug 6	@Indiana	L 93-95	10-3	8-8	18-11	McCoughtry-31	Lyttle-8	Lehning-6	Catchings-30	9,214
Aug 10	SEATTLE	L 70-80	10-4	8-8	18-12	McCoughtry-16	Lyttle-17	Lehning-6	Jackson-14 Wright-14	6,042
Aug 13	NEW YORK	L 83-90	10-5	8-8	18-13	McCoughtry-22	Lyttle-13	Lehning-8	Pondexter-31	6,025
Aug 14	@ Chicago	W 98-74	10-5	9-8	19-13	de Souza-17	Bales-12	C. Miller-6 Price-6	Prince-18	4,214
Aug 17	CHICAGO	L 79-84	10-6	9-8	19-14	Castro Marques-19	Leuchanka-11	Lehning-4 Lyttle-4	Fowles-18	5,209
Aug 22	WASHINGTON	L 81-90	10-7	9-8	19-15	McCoughtry-19	Lyttle-11	C. Miller-4 Lyttle-6	Currie-20	9,570

2010 PLAYOFFS

Aug 25	@Washington	W 95-90	0-0	1-0	1-0	McCoughtry-28	Lyttle-9 de Souza - 9	Price-8	Coleman-18	10,322
Aug 27	WASHINGTON	W 101-77	1-0	1-0	2-0	Castro Marques-21 McCoughtry - 21	Lyttle-10	Lehning-9	Ajavon-20	7,890
Sep 5	@New York	W 81-75	1-0	2-0	2-0	McCoughtry-21	Lyttle-13	Lehning-5	Pondexter-24	14,248
Sep 7	NEW YORK	W 105-93	2-0	2-0	4-0	McCoughtry-42	de Souza-6	Castro Marques-5	Pondexter-36	9,045
Sep 12	@Seattle	L 77-79	2-0	2-1	4-1	McCoughtry-19 Castro Marques-19	Lyttle-14	Price-3	Jackson-26	15,084
Sep 14	@Seattle	L 84-87	2-0	2-2	4-2	McCoughtry-21 Castro Marques-21	McCoughtry-9	C. Miller-8	Jackson-26	13,898
Sep 15	SEATTLE	L 84-87	2-1	2-2	4-3	McCoughtry-35	de Souza-14	C. Miller-5	Cash-18	10,522



DREAM HISTORY | SEASONS IN REVIEW

2009 ATLANTA DREAM



Back Row (from left): Sue Panek, Carol Ross, Iziane Castro Marques, Jennifer Lacy, Sancho Lyttle, Michelle Snow, Erika de Souza, Chamique Holdsclaw, Angel McCoughtry, Fred Williams
Front Row (from left): Kim Moseley, Coco Miller, Armintie Price, Ivory Latta, Shalee Lehning, Marynell Meadors

2009 REGULAR SEASON STATISTICS (18-16)

PLAYER	FIELD GOALS			-3-POINT FG-			FREE THROWS			--REBOUNDS--				PF	DQ	STL	TO	BLK	PTS	AVG			
	G	GS	MIN	FG	FGA	PCT	FG	FGA	PCT	FT	FTA	PCT	OFF								DEF	TOT	AST
Castro Marques	34	33	915	184	445	.413	49	142	.345	71	91	.780	20	55	75	67	75	0	36	83	2	488	14.4
Holdsclaw	25	25	708	132	319	.414	6	30	.200	78	93	.839	29	80	109	56	60	0	34	74	7	348	13.9
Lyttle	34	31	931	184	363	.507	0	1	.000	75	101	.743	72	182	254	51	105	2	68	64	22	443	13.0
McCoughtry	34	10	735	160	336	.476	15	51	.294	100	135	.741	35	70	105	71	92	2	74	72	12	435	12.8
de Souza	34	34	928	170	322	.528	0	0	---	62	95	.653	119	190	309	38	117	1	32	70	44	402	11.8
Latta	24	0	350	45	110	.409	18	50	.360	38	46	.826	3	13	16	34	32	0	13	26	1	146	6.1
Snow	34	2	503	67	140	.479	0	2	.000	51	67	.761	40	105	145	17	73	0	15	39	17	185	5.4
Teasley	10	10	234	12	30	.400	7	17	.412	8	10	.800	2	15	17	35	28	0	9	12	1	39	3.9
Miller	34	5	407	50	122	.410	8	27	.296	23	26	.885	20	30	50	33	37	0	12	31	2	131	3.9
Lacy	32	0	362	35	107	.327	4	19	.211	22	33	.667	32	38	70	9	57	0	9	24	7	96	3.0
Lehning	34	20	707	36	93	.387	6	30	.200	24	31	.774	19	60	79	127	44	0	18	54	3	102	3.0
Price (TOT)	33	0	422	32	84	.381	0	0	---	29	50	.580	32	43	75	30	44	0	15	27	3	93	2.8
Price (ATL)	11	0	98	5	14	.357	0	0	---	6	10	.600	7	9	16	4	12	0	3	9	2	16	2.7
Young	11	0	72	9	27	.333	1	5	.200	11	17	.647	6	8	14	5	9	0	6	9	1	30	2.7
DREAM	34	-	6950	1089	2428	.449	114	374	.305	569	755	.754	404	855	1259	547	741	5	329	590	121	2861	84.1
OPPONENTS	34	-	6950	996	2363	.421	181	530	.342	624	807	.773	353	821	1174	615	700	4	347	601	133	2797	82.3

2009 PLAYOFFS / ALL ROUNDS COMBINED (0-2)

PLAYER	G	GS	MIN	FG%	3p%	FT%	-----REBOUNDS-----				APG	SPG	BPG	TO	PF	PPG
							OFF	DEF	TOT	APG						
McCoughtry	2	2	29.0	.484	.571	.667	.50	5.00	5.50	3.0	1.00	.00	6.00	3.50	19.0	
Castro Marques	2	2	25.5	.500	.500	.706	.50	1.00	1.50	4.5	.00	.00	2.00	2.50	16.0	
Latta	2	2	37.5	.400	.333	.889	1.00	1.00	2.00	2.5	.50	.00	1.50	2.50	13.5	
de Souza	2	2	27.0	.556	.000	.750	2.50	4.50	7.00	1.0	2.00	1.00	5.00	5.00	11.5	
Lyttle	2	2	25.5	.412	.000	.429	1.50	3.50	5.00	2.0	2.00	.00	2.00	4.00	8.5	
Price	2	0	15.5	.333	.000	.571	1.50	1.50	3.00	2.0	2.00	.00	1.00	1.00	5.0	
Snow	2	0	16.5	.300	.000	.600	1.50	2.50	4.00	.5	.00	1.00	1.00	1.50	4.5	
C. Miller	2	0	6.5	.600	1.000	1.000	.00	.00	.00	1.0	.00	.00	.50	.00	3.5	
Holdsclaw	1	0	13.0	.250	.000	1.000	2.00	1.00	3.00	0	.00	.00	3.00	2.00	3.0	
Lacy	2	0	11.5	.000	.000	.500	.50	.50	1.00	.0	.00	.00	.00	1.50	1.0	
DREAM	2	0	200.0	.430	.414	.667	10.5	20.0	30.5	16.5	7.5	2.0	21.0	22.5	84.0	
OPPONENTS	2	0	200.0	.500	.385	.829	8.5	25.0	33.5	23.0	8.5	3.0	17.0	28.0	94.0	


2009 GAME BY GAME RESULTS (18-16)

Date	Opponent	Team/Opp	Home	Road	Total	High Scoring	High Rebounds	High Assists	Opponent Scoring	Atten.
Jun 6	INDIANA	W 87-86 (2OT)	1-0	0-0	1-0	Holdsclaw-23	de Souza-17	Holdsclaw-4 Teasley-4	Douglas-22	8,709
Jun 7	@Washington	L 71-77	1-0	0-1	1-1	Miller-17	de Souza-6	Lehning-4	Beard-27	11,759
Jun 12	@Chicago	L 73-81	1-0	0-2	1-2	C. Marques-20	de Souza-8	Miller-4	Dupree-23	5,689
Jun 14	@Connecticut	W 67-62	1-0	1-2	2-2	Lyttle-20	Lyttle-15	Teasley-5	Whalen-16	6,429
Jun 19	WASHINGTON	W 93-81	2-0	1-2	3-2	Lyttle-20	Lyttle-13	Teasley-4	Beard-20	6,050
Jun 21	NEW YORK	L 81-93	2-1	1-2	3-3	Holdsclaw-17	Lyttle-9	Teasley-5	Christon-17	5,624
Jun 23	CHICAGO	L 98-99 (OT)	2-2	1-2	3-4	McCoughtry-26	de Souza-7	McCoughtry-8	Perkins-22	10,351
Jun 26	DETROIT	W 96-86	3-2	1-2	4-4	Holdsclaw-28	de Souza-13	Teasley-11	Zellous-25	5,935
Jun 27	@Connecticut	L 68-82	3-2	1-3	4-5	C. Marques-16	Snow-9	Lehning-4	Jones-24	6,264
Jun 30	MINNESOTA	L 85-91	3-3	1-3	4-6	C. Marques-31	de Souza-10	Lehning-4	Wiggins-23	7,686
Jul 3	WASHINGTON	W 72-65	4-3	1-3	5-6	Holdsclaw-18 Snow-8	Lacy-8	Holdsclaw-8	Beard-16	5,456
Jul 5	@Indiana	L 74-78	4-3	1-4	5-7	Lyttle-18	de Souza-8	Lehning-4 McCoughtry-4	Sutton-Brown-22	7,024
Jul 7	CONNECTICUT	W 72-67	5-3	1-4	6-7	Holdsclaw-19	de Souza-17	Lehning-7	Jones-14 White-14	6,225
Jul 11	@New York	L 69-71	5-3	1-5	6-8	C. Marques-18	de Souza-8 C. Marques-8 Holdsclaw-8	C. Marques-6	Christon-18	8,732
Jul 15	@Minnesota	W 91-77	5-3	2-5	7-8	Holdsclaw-28	Lyttle-10	Lehning-5	Anosike-22	11,245
Jul 17	@Indiana	L 79-84	5-3	2-6	7-9	de Souza-23	de Souza-14	C. Marques-3 Lehning-3	Douglas-25	7,975
Jul 19	@New York	L 86-89	5-3	2-7	7-10	Holdsclaw-26	de Souza-10	de Souza-3	Christon-32	8,560
Jul 22	@Detroit	W 98-95 (OT)	5-3	3-7	8-10	Latta-22	Snow-12	Holdsclaw-4	Braxton-25	14,439
Jul 30	PHOENIX	W 106-76	6-3	3-7	9-10	McCoughtry-17	de Souza-14	Lehning-5	T. Smith-15	7,827
Aug 1	NEW YORK	W 89-83	7-3	3-7	10-10	Holdsclaw-18 Lehning-3	Holdsclaw-7 Lyttle-7	Latta-3	Christon-23	6,103
Aug 6	@San Antonio	W 92-84	7-3	4-7	11-10	Holdsclaw-21	Lyttle-10	Lehning-7	Hammon-26	5,042
Aug 8	CHICAGO	L 80-82	7-4	4-7	11-11	Latta-18	de Souza-15	Latta-3 Miller-3	Thorn-20	5,424
Aug 13	DETROIT	W 80-75	8-4	4-7	12-11	C. Marques-16	de Souza-13	Lehning-5	Nolan-20	5,641
Aug 15	SEATTLE	W 88-79	9-4	4-7	13-11	Lyttle-20	de Souza-12	Lehning-6	Jackson-25	8,751
Aug 20	SAN ANTONIO	W 93-87	10-4	4-7	14-11	McCoughtry-34	de Souza-11	Lehning-6	Hammon-23	5,848
Aug 23	LOS ANGELES	L 87-91	10-5	4-7	14-12	C. Marques-26	de Souza-9	C. Marques-4 Lehning-4	Parker-23	11,304
Aug 25	SACRAMENTO	W 103-83	11-5	4-7	15-12	C. Marques-30	Lyttle-9	Lehning-10	Brunson-15	5,159
Aug 27	@Detroit	L 83-87	11-5	4-8	15-13	C. Marques-19	de Souza-13	McCoughtry-5	Nolan-29	5,695
Aug 29	@Seattle	L 84-91 (2OT)	11-5	4-9	15-14	McCoughtry-16	Lyttle-11	Lehning-4 McCoughtry-4	Wright-25	9,089

DREAM HISTORY | SEASONS IN REVIEW

2009 GAME BY GAME RESULTS CONTINUED (18-16)

Date	Opponent	Team/Opp	Home	Road	Total	High Scoring	High Rebounds	High Assists	Opponent Scoring	Atten.
Sep 1	@Los Angeles	W 84-79	11-5	5-9	16-14	C. Marques-27	de Souza-7 Lyttle-7	de Souza-3 Latta-3	Leslie-24	8,756
Sep 4	@Sacramento	W 98-90	11-5	6-9	17-14	de Souza-27	de Souza-13	McCoughtry-10	Powell-23	6,517
Sep 5	@Phoenix	L 82-100	11-5	6-10	17-15	de Souza-23	Snow-7	Lehning-10	Bonner-20	10,424
Sep 11	CONNECTICUT	W 88-64	12-5	6-10	18-15	McCoughtry-18	de Souza-14	Lyttle-5	Gruda-16	8,644
Sep 12	@Washington	L 64-82	12-5	6-11	18-16	McCoughtry-19	McCoughtry-13	de Souza-3 C. Marques-3	Harding-25	11,987

2009 PLAYOFFS

Date	Opponent	Team/Opp	Home	Road	Total	High Scoring	High Rebounds	High Assists	Opponent Scoring	Atten.
Sep 16	@Detroit	L 89-94	0-0	0-1	0-1	C. Marques-25	Lyttle-9	C. Marques-7	Nolan-25	6,122
Sep 18	DETROIT	L 79-94	0-1	0-1	0-2	Latta-21	de Souza-7 Price-3	Latta-3	Nolan-22	4,780

2008 ATLANTA DREAM



Back Row (from left): Fred Williams, Iziene Castro Marques, Tamera Young, Kasha Terry, Erika de Souza, Katie Feenstra, Alison Bales, Jennifer Lacy, Ann Strother, Katy Steding, Sue Panek
Front Row (from left): Betty Lennox, Chioma Nnamaka, Marynell Meadors, Ivory Latta, Kristin Haynie

2008 REGULAR SEASON STATISTICS (4-30)

PLAYER	G		-FIELD GOALS-			--3-POINT FG--			FREE THROWS			--REBOUNDS--			PTS			AVG					
	G	GS	MIN	FG	FGA	PCT	FG	FGA	PCT	FT	FTA	PCT	OFF	DEF	TOT	AST	PF		DQ	STL	TO	BLK	
Lennox	34	33	1010	207	499	415	63	176	358	118	138	855	36	107	143	81	92	0	45	114	3	595	17.5
Latta	34	31	960	124	343	362	55	160	344	85	106	802	13	59	72	123	83	0	45	61	1	388	11.4
de Souza	12	8	277	48	82	585	0	0	---	16	26	615	39	40	79	8	48	2	17	20	21	112	9.3
Castro Marques	29	20	671	96	272	353	29	94	309	48	59	814	10	55	65	52	39	0	27	57	6	269	9.3
Young	33	15	745	80	240	333	13	40	325	67	97	691	44	95	139	41	97	2	30	59	10	240	7.3
Feenstra	33	4	462	77	144	535	0	0	---	66	88	750	43	87	130	10	91	1	3	58	27	220	6.7
Lovelace	15	7	258	36	89	404	10	24	417	9	13	692	20	34	54	15	34	2	17	18	10	91	6.1
Lacy	33	22	605	74	190	389	4	21	190	37	55	673	35	54	89	27	97	1	18	37	6	189	5.7
Little	13	2	221	21	50	420	4	10	400	16	27	593	18	22	40	9	34	0	10	18	7	62	4.8
Terry (TOT)	22	8	299	37	81	457	0	0	---	20	33	606	28	41	69	12	55	0	10	43	11	94	4.3
Terry (ATL)	20	8	275	36	76	474	0	0	---	20	33	606	27	37	64	10	52	0	10	37	11	92	4.6
Bales (TOT)	31	9	515	44	110	400	3	8	375	28	40	700	27	97	124	13	55	0	20	13	43	119	3.8
Bales (ATL)	17	9	389	30	74	405	1	3	333	21	31	677	20	82	102	11	37	0	15	10	29	82	4.8
Mann	13	8	223	18	44	409	4	8	500	5	5	1,000	9	10	19	14	23	0	8	14	4	45	3.5
Haynie	33	3	486	30	95	316	10	32	313	24	32	750	15	41	56	82	41	0	30	47	4	94	2.8
Strother	21	0	160	12	34	353	7	19	368	8	12	667	5	8	13	7	17	0	5	3	3	39	1.9

2008 REGULAR SEASON STATISTICS CONTINUED (4-30)

-FIELD GOALS- --3-POINT FG-- FREE THROWS --REBOUNDS--

DREAM HISTORY | SEASONS IN REVIEW

PLAYER	G	GS	MIN	FG	FGA	PCT	FG	FGA	PCT	FT	FTA	PCT	OFF	DEF	TOT	AST	PF	DQ	STL	TO	BLK	PTS	AVG
Nnamaka	12	0	84	6	26	.231	2	11	.182	2	3	.667	6	6	12	2	11	0	5	4	0	16	1.3
DREAM	34		6825	895	2258	.396	202	598	.338	542	725	.748	340	737	1077	492	796	8	285	593	142	2534	74.5
OPPONENTS	34		6825	1014	2254	.450	172	502	.343	679	918	.740	401	864	1265	684	726	2	310	561	134	2879	84.7

2008 GAME BY GAME RESULTS (4-30)

Date	Opponent	Team/Opp	Home	Road	Total	High Scoring	High Rebounds	High Assists	Opponent Scoring	Atten.
May 17	@Connecticut	L 67-100	0-0	0-1	0-1	Lennox-17	Lennox-7 Haynie-7	Lovelace-5	Whitmore-22	7,420
May 23	DETROIT	L 76-88	0-1	0-1	0-2	Lennox-21	de Souza-18	Latta-3	Nolan-33	10,185
May 25	LOS ANGELES	L 56-74	0-2	0-1	0-3	C.Marques-17	Desouza-6 Feenstra-6	Haynie-4 Latta-4	Milton-Jones-15	10,039
May 27	@Washington	L 74-80	0-2	0-2	0-4	Lennox-29	Tied with-3	Latta-6	Beard-25	6,231
Jun 3	MINNESOTA	L 81-85	0-3	0-2	0-5	Lennox-28	Feenstra-9	Lennox-8	Wiggins-22	5,844
Jun 6	CHICAGO	L 72-86	0-4	0-2	0-6	Latta-17	Little-7	Lennox-5 Latta-5	Canty-16 Perkins-16	7,418
Jun 7	@Chicago	L 70-91	0-4	0-3	0-7	Lacy-18	Lacy-10	Lennox-4	Dupree-20	3,182
Jun 11	NEW YORK	L 77-81	0-5	0-3	0-8	Lennox-28	Lennox-7	Latta-6	McCarville-25	5,936
Jun 13	INDIANA	L 67-76	0-6	0-3	0-9	Latta-14 Young-14	Lacy-5 Young-5	Latta-6	White-21	8,167
Jun 16	@Houston	L 79-88	0-6	0-4	0-10	Lennox-29	Lennox-11	Young-3	Snow-18	6,139
Jun 18	SAN ANTONIO	L 66-81	0-7	0-4	0-11	Lovelace-18	Young-13	Young-7	Hammon-25	6,225
Jun 20	@Washington	L 61-72	0-7	0-5	0-12	Lennox-18	Lennox-9	Latta-4	Beard-18	7,448
Jun 22	DETROIT	L 76-97	0-8	0-5	0-13	Latta-26	Young-11	Latta-10	Ford-20	7,865
Jun 27	@Connecticut	L 101-109 (OT)	0-8	0-6	0-14	Lennox-44	Lennox-9	Lennox-7	Jones-30	7,612
Jun 29	@Detroit	L 92-100	0-8	0-7	0-15	Young-26	Lennox-8	Lennox-7	Braxton-26	8,798
Jul 1	PHOENIX	L 79-97	0-9	0-7	0-16	Lennox-18	Lovelace-7 Young-7	Latta-5	Taurasi-28	9,795
Jul 3	HOUSTON	L 65-72	0-10	0-7	0-17	Lennox-15	Feenstra-9	Haynie-3 Strother-3	Snow-17	7,430
Jul 5	CHICAGO	W 91-84	1-10	0-7	1-17	Latta-18 Lacy-18	Young-8	Haynie-11	Perkins-24	8,468
Jul 9	@Minnesota	W 73-67	1-10	1-7	2-17	Lennox-24	Bales-11	Haynie-5	Augustus-17	5,893
Jul 11	@San Antonio	L 74-82	1-10	1-8	2-18	Lennox-22	Bales-9	Lennox-4	Hammon-26	10,943
Jul 13	@Chicago	L 66-79	1-10	1-9	2-19	Feenstra-21	Feenstra-8	Feenstra-2 Haynie-2 Lennox-2	Dupree-18 Perkins-18	2,907
Jul 16	@Indiana	W 81-77	1-10	2-9	3-19	C.Marques-24	Bales-11	Haynie-7	Catchings-18	9,303
Jul 18	@Sacramento	L 73-77	1-10	2-10	3-20	Haynie-12	Feenstra-8	Haynie-4	Kelly-15	7,236
Jul 19	@Phoenix	L 84-110	1-10	2-11	3-21	Latta-18	Terry-11	Latta-3	Taurasi-21	7,913
Jul 22	SACRAMENTO	L 66-79	1-11	2-11	3-22	Latta-15 Terry-15	Terry-9	Haynie-4	Robinson-17	10,431
Jul 25	WASHINGTON	L 75-81	1-12	2-11	3-23	C.Marques-23	Bales-7	Haynie-3	McW.-Frank-1	8,729
Jul 27	NEW YORK	L 76-86	1-13	2-11	3-24	Lennox-18	Desouza-11	Latta-5	Christon-24	8,759
Aug 29	CONNECTICUT	L 72-98	1-14	2-11	3-25	Lennox-19	Feenstra-6 Desouza-6	Haynie-6	Whitmore-27	11,442
Aug 30	@Indiana	L 72-87	1-14	2-12	3-26	Lennox-27	Bales-5	Haynie-5	Catchings-23	9,280
Sep 2	SEATTLE	L 69-83	1-15	2-12	3-27	Lennox-25	Desouza-8	Latta-4	Bird-21	7,390
Sep 5	@New York	L 71-82	1-15	2-13	3-28	Lennox-28	Lennox-7	C.Marques-4	McCarville-21	7,039
Sep 8	INDIANA	L 77-81	1-16	2-13	3-29	Lennox-19	Bales-9	C.Marques-6	White-24	7,706
Sep 11	@Los Angeles	W 83-72	1-16	3-13	4-29	C.Marques-23	Bales-9	Latta-10	Parker-23	9,060
Sep 12	@Seattle	L 72-77	1-16	3-14	4-30	Young-20	Feenstra-5	Latta-4	Little-21	9,686

DREAM HISTORY | AWARD WINNERS

ALL-TIME ATLANTA DREAM AWARD WINNERS

PEAK PERFORMER AWARD

2013 - Angel McCoughtry (Scoring)

2012 - Angel McCoughtry (Scoring)

ALL-WNBA TEAM

2018 - Tiffany Hayes (First Team)

2016 - Angel McCoughtry (Second Team)

2015 - Angel McCoughtry (First Team)

2014 - Angel McCoughtry (Second Team)

2013 - Angel McCoughtry (Second Team)

2011 - Angel McCoughtry (First Team)

2010 - Angel McCoughtry (Second Team)

ALL-DEFENSIVE TEAM

2018 - Jessica Breland (First Team)

2016 - Angel McCoughtry (First Team)

2015 - Angel McCoughtry (First Team), Sancho Lyttle (Second Team)

2014 - Sancho Lyttle (First Team), Angel McCoughtry (First Team)

2013 - Armintie Herrington (First Team), Angel McCoughtry (First Team), Erika de Souza (Second Team)

2012 - Sancho Lyttle (First Team), Armintie Price (Second Team)

2011 - Angel McCoughtry (First Team), Sancho Lyttle (Second Team), Armintie Price (Second Team)

2010 - Angel McCoughtry (First Team), Sancho Lyttle (Second Team)

2009 - Sancho Lyttle (Second Team), Angel McCoughtry (Second Team)

ALL-ROOKIE TEAM

2017 - Brittney Sykes

2013 - Alex Bentley

2012 - Tiffany Hayes

2009 - Angel McCoughtry

WNBA MOST IMPROVED PLAYER

2016 - Elizabeth Williams

WNBA COACH OF THE YEAR

2018 - Nicki Collen

2009 - Marynell Meadors

WNBA ROOKIE OF THE YEAR

2009 - Angel McCoughtry

EASTERN CONFERENCE PLAYER OF THE MONTH

2018 - Tiffany Hayes (July)

2017 - Tiffany Hayes (May)

2014 - Angel McCoughtry (June)

2013 - Angel McCoughtry (June)

2011 - Angel McCoughtry (July)

2010 - Angel McCoughtry (May)

ROOKIE OF THE MONTH

2017 - Brittney Sykes (July, August)

EASTERN CONFERENCE PLAYER OF THE WEEK

- 2018 - Tiffany Hayes (August 5, July 22, June 11), Jessica Breland (July 16)
- 2017 - Layshia Clarendon (May 22)
- 2016 - Angel McCoughtry (Twice: May 29, July 10)
- 2014 - Erika de Souza (June 8), Angel McCoughtry (Twice: June 22, July 13), Sancho Lyttle (June 29), Shoni Schimmel (Aug. 19)
- 2013 - Angel McCoughtry (Four times: June 3, June 17, June 24, Sept. 9)
- 2012 - Angel McCoughtry (July 1), Sancho Lyttle (Aug. 26), Lindsey Harding (Sept. 9)
- 2011 - Angel McCoughtry (Four times: July 25, Aug. 1, Aug. 21, Sept. 11)
- 2010 - Angel McCoughtry (Twice: May 24, June 2), Iziane Castro Marques (July 12)
- 2009 - Sancho Lyttle (Aug. 16)

* date in parantheses indicates date the week ended

ALL-STAR SELECTIONS

- 2018 - Angel McCoughtry (starter)
- 2017 - Tiffany Hayes (starter), Layshia Clarendon, Elizabeth Williams
- 2015 - Angel McCoughtry (starter), Shoni Schimmel (starter)
- 2014 - Angel McCoughtry (starter), Shoni Schimmel (starter), Erika de Souza (starter*)
- 2013 - Angel McCoughtry (starter), Erika de Souza
- 2011 - Angel McCoughtry (starter)
- 2009 - Erika de Souza, Sancho Lyttle

Note: Though not an All-Star game, the following Dream players were named to the squads for the 2010 "WNBA vs. USA Basketball: The Stars at the Sun" game: Angel McCoughtry (USA), Iziane Castro Marques (WNBA), Sancho Lyttle (WNBA)

* de Souza was named an injury replacement starter for the 2014 game

OLYMPIANS

- 2016 - Angel McCoughtry (USA), Damiris Dantas (Brazil)
- 2012 - Erika de Souza (Brazil), Angel McCoughtry (USA), Marynell Meadors (Ast. Coach - USA)



DREAM HISTORY | REGULAR SEASON TEAM RECORDS

REGULAR SEASON TEAM RECORDS - TEAM OFFENSE

SCORING

Highest average, points per game, season

85.4 - 2010 (2,903/34)

84.2 - 2009 (2,261/34)

Lowest average, points per game, season

74.5 - 2008 (2,534/34)

76.9 - 2013 (2,614/34)

Most points, game

109 - vs. Las Vegas, August 7, 2018

108 - vs. Connecticut, July 7, 2010 (OT)
at Minnesota, July 22, 2014 (2OT)

106 - vs. Phoenix, July 30, 2009
- at Washington, July 7, 2018

Fewest points, game

54 - at Minnesota, Aug 3, 2017

55 - at Connecticut, Aug. 17, 2014

56 - vs. Los Angeles, May 25, 2008
vs. Chicago, Aug. 24, 2013

Largest margin of victory, game

38 - vs. Chicago, June 7, 2014 (97-59)

33 - vs. Los Angeles, June 15, 2012 (92-59)

32 - at Connecticut, July 30, 2010 (94-62)

31 - vs. Connecticut, Aug. 16, 2013 (88-57)

Largest margin of defeat, game

33 - at Connecticut, June 10, 2017 (71-104)
at Connecticut, May 17, 2008 (67-100)

32 - vs. Minnesota, June 10, 2016 (78-110)
at Indiana, June 16, 2018 (64-96)

29 - at San Antonio, Sept. 15, 2013 (68-97)
at Connecticut, Aug. 17, 2014 (55-84)
at Indiana, August 7, 2015 (77-106)

BY HALF

Most points, first half

65 - at Phoenix, May 28, 2010

63 - at Connecticut, August 23, 2015

Fewest points, first half

17 - at Chicago, July 13, 2008

21 - vs. Los Angeles, May 25, 2008

Largest lead at halftime

30 - vs. Phoenix, July 30, 2009
(led 59-29; won 106-76)

25 - at Tulsa, July 27, 2010
(led 59-34; won 105-89)
at Chicago, Aug. 14, 2010
(led 57-32; won 98-74)
vs. Chicago, June 7, 2014
(led 56-31; won 97-59)

Largest deficit at halftime overcome to win game

12 - at Minnesota, July 9, 2008
(trailed 26-38; won 73-67)

11 - vs. Los Angeles, June 27, 2010
(trailed 38-49; won 89-81)
- at New York, August 12, 2018
(trailed 37-48; won 86-77)

Most points, second half

59 - at Los Angeles, May 30, 2010

57 - vs. Minnesota, June 3, 2008
at New York, July 19, 2009

Fewest points, second half

19 - at Connecticut, Aug. 17, 2014

23 - at Phoenix, July 14, 2015
- at New York, July 13, 2016

OVERTIME

Most points, overtime period

16 - vs. Dallas, July 8, 2016

16 - vs. Connecticut, Aug. 19, 2011

15 - at Phoenix, July 7, 2012

Fewest points, overtime period

3 - vs. New York, June 22, 2016

4 - at Seattle, Aug. 29, 2009

vs. Washington, Aug. 28, 2013

5 - vs. Washington, June 9, 2011

Largest margin of victory, overtime period

10 - at San Antonio, May 14, 2016 (73-63)

9 - vs. Indiana, Sept. 4, 2013 (89-80)

DREAM HISTORY | REGULAR SEASON TEAM RECORDS

7 - at Washington, June 5, 2010 (86-79)
at Phoenix, July 7, 2012 (100-93, 2OT)

FIELD GOALS

Most field goals per game, season

32.03 - 2009 (1,089/34)

31.97 - 2010 (1,087/34)

Fewest field goals per game, season

26.3 - 2008 (895/34)

28.97 - 2016 (985/34)

Most field goals, game

45 - at Sacramento, Sept. 4, 2009

44 - at Los Angeles, May 30, 2010

Fewest field goals, game

17 - at Los Angeles, Sept 1, 2017

19 - vs. Houston, July 3, 2008

vs. Indiana, May 27, 2012

FIELD GOAL ATTEMPTS

Most field-goal attempts per game, season

72.0 - 2010 (2,449/34)

71.5 - 2011 (2,432/34)

Fewest field-goal attempts per game, season

66.4 - 2008 (2,258/34)

68.1 - 2012 (2,314/34)

Most field-goal attempts, game

96 - at Phoenix, May 28, 2010

94 - at Minnesota, Sept. 7, 2012 (2OT)

Fewest field-goal attempts, game

45 - vs. Indiana, May 27, 2012

51 - at Connecticut, June 27, 2009

FIELD GOAL PERCENTAGE

Highest field-goal percentage, season

.449 - 2009 (1,089/2,428)

.446 - 2011 (1,084/2,432)

Lowest field-goal percentage, season

.396 - 2008 (895/2,258)

.409 - 2017 (987/2,413)

Highest field-goal percentage, game

.643 - at Sacramento, Sept. 4, 2009 (45/70)

.609 - at Tulsa, June 29, 2012 (39/64)

Lowest field-goal percentage, game

.286 - vs. Chicago, Aug. 24, 2013 (20/70)

.282 - vs. Dallas, May 26, 2018 (24/85)

.292 - vs. Los Angeles, May 25, 2008 (21/72)

THREE-POINT FIELD GOALS

Most three-point field goals per game, season

5.9 - 2008 (202/34)

5.8 - 2018 (199/34)

4.5 - 2014 (153/34)

4.5 - 2017 (153/34)

Fewest three-point field goals per game, season

2.2 - 2011 (74/34)

3.4 - 2009 (114/34)

Most three-point field goals, game

14 - at Connecticut, June 27, 2008 (OT)

at Detroit, June 29, 2008

12 - at Minnesota, August 5, 2018

11 - at Washington, May 27, 2008

at Washington, July 11, 2018

Fewest three-point field goals, game

0 - Seven times

Last at Tulsa, July 21, 2013

THREE-POINT FIELD GOAL ATTEMPTS

Most three-point field goal attempts per game, season

18.4 - 2018 (626/34)

17.6 - 2008 (598/34)

15.4 - 2017 (525/34)

Fewest three-point field goal attempts per game, season

8.4 - 2011 (284/34)

11.0 - 2009 (374/34)

DREAM HISTORY | REGULAR SEASON TEAM RECORDS

Most three-point field goal attempts, game

33 - at Minnesota, July 22, 20014 (2OT)

32 - at Connecticut, June 27, 2008 (OT)

Fewest three-point field goal attempts, game

2 - at Tulsa, July 26, 2011

4 - vs. Washington, July 3, 2009

vs. Chicago, July 16, 2011

at Chicago, Aug. 23, 2011

THREE-POINT FIELD-GOAL PERCENTAGE

Highest three-point field-goal percentage, season

.338 - 2008 (202/598)

.318 - 2018 (199/626)

Lowest three-point field-goal percentage, season

.261 - 2011 (74/284)

.275 - 2013 (119/432)

FREE THROWS MADE

Most free throws made per game, season

20.1 - 2016 (683/34)

17.6 - 2010 (598/34)

16.7 - 2009 (569/34)

Fewest free throws made per game, season

14.6 - 2013 (497/34)

15.0 - 2014 (511/34)

Most free throws made, game

36 - at Dallas, May 27, 2016

34 - at Detroit, July 22, 2009 (OT)

31 - vs. Chicago, June 2, 2012

Fewest free throws made, game

5 - at Washington, May 27, 2008

6 - at Washington, Sept. 12, 2009

vs. New York, June 19, 2012

at Indiana, Aug. 10, 2013

at Phoenix, July 14, 2015

FREE THROW ATTEMPTS

Most free throw attempts per game, season

26.7 - 2016 (909/34)

24.8 - 2010 (843/34)

Fewest free throw attempts per game, season

19.7 - 2013 (671/34)

20.5 - 2014 (697/34)

Most free throw attempts, game

49 - at Dallas, May 27, 2016

41 - vs. Connecticut, June 22, 2018

39 - at Detroit, July 22, 2009 (OT)

vs. Chicago, July 3, 2010

38 - vs. Washington, Aug. 22, 2010

Fewest free throw attempts, game

7 - at Phoenix, July 14, 2015

8 - at Washington, May 27, 2008

FREE THROW PERCENTAGE

Highest free-throw percentage, season

.763 - 2017 (556/729)

.754 - 2009 (569/755)

.751 - 2016 (683/909)

Lowest free-throw percentage, season

.694 - 2011 (563/811)

.709 - 2010 (598/843)

Highest free-throw percentage, game

1.000 - at New York, July 19, 2009 (24/24)

.950 - vs. Washington, July 25, 2008 (19/20)

Lowest free-throw percentage, game

.500 - at Connecticut, May 17, 2008 (8/16)

at Minnesota, July 9, 2008 (9/18)

.520 - at San Antonio, May 15, 2010 (13/25)

REBOUNDS

Most rebounds per game, season

46.1 - 2016 (1,568/34)

38.8 - 2010 (1,319/34)

37.7 - 2014 (1,282/34)

Fewest rebounds per game, season

31.7 - 2008 (1,077/34)

34.8 - 2012 (1,183/34)

DREAM HISTORY | REGULAR SEASON TEAM RECORDS

Most rebounds, game

54 - at New York, May 24, 2016 (OT)
 vs. Los Angeles, September 9, 2015
 51 - at Phoenix, May 28, 2010
 vs. Connecticut, July 7, 2010 (OT)
 vs. Chicago, June 7, 2014

Fewest rebounds, game

19 - at Indiana, Aug. 10, 2013
 20 - at Washington, May 27, 2008

OFFENSIVE REBOUNDS

Most offensive rebounds per game, season

12.8 - 2010 (436/34)
 11.9 - 2009 (404/34)

Fewest offensive rebounds per game, season

9.8 - 2018 (332/34)
 10.0 - 2008 (340/34)
 10.2 - 2012 (348/34)

Most offensive rebounds, game

22 - vs. Chicago, July 3, 2010
 vs. Seattle, Aug. 10, 2010
 21 - vs. Chicago, July 13, 2014
 - vs. New York, July 19, 2018

Fewest offensive rebounds, game

2 - at Indiana, Aug. 10, 2013
 3 - at Washington, May 27, 2008
 - at Indiana, Aug. 30, 2008
 - vs. Chicago, June 2, 2012
 - vs. Minnesota, May 29, 2018

DEFENSIVE REBOUNDS

Most defensive rebounds per game, season

26.0 - 2010 (883/34)
 - 2018 (885/34)
 25.9 - 2014 (882/34)

Fewest defensive rebounds per game, season

21.7 - 2008 (737/34)
 24.6 - 2012 (835/34)

Most defensive rebounds, game

40 - at New York, May 24, 2016 (OT)
 vs. Connecticut, July 7, 2010 (OT)
 38 - vs. Indiana, June 6, 2009 (2OT)

Fewest defensive rebounds, game

13 - vs. Indiana, June 13, 2008
 14 - at Seattle, June 1, 2010

Regulation game:

35 - vs. Connecticut, Sept. 11, 2009
 at Minnesota, July 14, 2010
 vs. Tulsa, Aug. 15, 2014
 vs Los Angeles, September 9, 2015

ASSISTS

Most assists per game, season

19.6 - 2010 (666/34)
 19.4 - 2014 (659/34)

Fewest assists per game, season

14.5 - 2008 (492/34)
 15.0 - 2016 (510/34)
 16.1 - 2009 (547/34)

Most assists, game

32 - at Sacramento, Sept. 4, 2009
 31 - at Washington, July 11, 2018
 29 - vs. Washington, Sept. 9, 2012
 - vs. Indiana, July 13, 2018

Fewest assists, game

5 - at Connecticut, June 23, 2013
 7 - vs. Detroit, May 23, 2008
 vs. Indiana, May 27, 2012
 vs. Chicago, Aug. 24, 2013

DREAM HISTORY | REGULAR SEASON TEAM RECORDS

PERSONAL FOULS

Most personal fouls per game, season

23.4 - 2008 (796/34)
21.8 - 2009 (741/34)

Fewest personal fouls per game, season

17.3 - 2012 (589/34)
18.2 - 2013 (620/34)
2018 (620/34)

Most personal fouls, game

34 - at Connecticut, June 27, 2008 (OT)
32 - at Houston, June 16, 2008
- at Dallas, May 20, 2018

Fewest personal fouls, game

8 - vs. New York, June 19, 2012
10 - vs. Seattle, June 14, 2013
vs. New York, June 20, 2014
at Connecticut, June 14, 2015

DISQUALIFICATIONS

Most disqualifications per game, season

0.24 - 2008 (8/34)
0.15 - 2009 (5/34)

Fewest disqualifications per game, season

0.03 - 2011 (1/34)
0.09 - 2013 (3/34)

Most disqualifications, game

2 - at Connecticut, June 27, 2008 (OT)
at Washington, June 7, 2009
1 - Many times

STEALS

Most steals per game, season

10.2 - 2013 (347/34)
9.8 - 2012 (333/34)

Fewest steals per game, season

7.2 - 2016 (245/34)
7.6 - 2018 (259/34)

Most steals, game

21 - at Seattle, Aug. 29, 2009 (2OT)
18 - vs. Washington, July 3, 2009

Fewest steals, game

2 - 2016 (TWO TIMES)
at Phoenix, Sept. 5, 2009
at Chicago, Aug. 31, 2013
vs. Washington, July 15, 2018

BLOCKED SHOTS

Most blocked shots per game, season

5.32 - 2011 (181/34)
5.30 - 2018 (180/134)
5.29 - 2018 (180/34)

Fewest blocked shots per game, season

3.56 - 2009 (121/34)
4.15 - 2010 (141/34)

Most blocked shots, game

14 - vs. Las Vegas, August 7, 2018
12 - vs. Sacramento, July 22, 2008
vs. Washington, July 25, 2008
11 - at New York, May 24, 2016 (OT)
vs. Chicago, July 16, 2011
vs. Tulsa, Sept. 4, 2011
vs. Indiana, June 26, 2012

Fewest blocked shots, game

0 - at Detroit, June 29, 2008
at Connecticut, July 17, 2010
at Phoenix, Aug. 3, 2013
at Washington, June 15, 2014

TURNOVERS

DREAM HISTORY | REGULAR SEASON TEAM RECORDS

Most turnovers per game, season

17.44 - 2008 (593/34)

17.35 - 2009 (590/34)

Fewest turnovers per game, season

13.41 - 2018 (456/34)

13.85 - 2016 (471/34)

Most turnovers, game

27 - vs. Indiana, June 6, 2009 (2OT)

at New York, July 11, 2009

at Connecticut, Sept. 11, 2013

at Indiana, May 17, 2014

at Connecticut June 14, 2015

25 - at Washington, June 7, 2009

Fewest turnovers, game

5 - vs. Chicago, May 22, 2016

6 - vs. Minnesota, August 14, 2015

at New York, August 12, 2018

7 - at San Antonio, July 11, 2008

at Los Angeles, Sept. 1, 2009

vs. Washington, Sept. 2, 2011

REGULAR SEASON TEAM RECORDS - TEAM DEFENSE

POINTS

Fewest points allowed per game, season

75.4 - 2013 (2,563/34)

75.8 - 2012 (2,576/34)

Most points allowed per game, season

84.7 - 2008 (2,879/34)

84.0 - 2016 (2,855/34)

83.1 - 2010 (2,826/34)

Fewest points allowed, game

52 - vs. Tulsa, Sept. 4, 2011

53 - vs. Seattle, Aug. 7, 2011

Fewest points allowed, first half

18 - vs. Connecticut, August 25, 2015

20 - vs. Connecticut, July 24, 2013

Fewest points allowed, second half

21 - at Seattle, Aug. 13, 2011

vs. Washington, Aug. 18, 2013

at New York, Sept. 6, 2013

Fewest points allowed, overtime period

2 - at New York, May 24, 2016

at San Antonio, May 14, 2016

4 - at Washington, June 5, 2010

vs. Indiana, Sept. 4, 2013

6 - vs. New York, June 22, 2014

vs. Chicago, July 13, 2014

at Minnesota, Sept. 7, 2012

FIELD GOAL PERCENTAGE

Lowest opponents' field-goal percentage, season

.415 - 2012 (947/2,282)

.420 - 2013 (948/2,256)

Highest opponents' field-goal percentage, season

.450 - 2008 (1,014/2,254)

.435 - 2016 (1,043/2,396)

2010 (1,019/2,345)

Lowest opponents' field goal percentage, game

.281 - vs. Tulsa, Sept. 14, 2011 (18/64)

.286 - vs. Los Angeles, June 15, 2012 (22/77)

TURNOVERS

Most opponents' turnovers per game, season

17.7 - 2009 (601/34)

17.6 - 2012 (600/34)

Fewest opponents' turnovers per game, season

13.9 - 2016 (473/34)

15.0 - 2018 (511/34)

16.5 - 2008 (561/34)

DREAM HISTORY | REGULAR SEASON TEAM RECORDS

Most opponents' turnovers, game

- 29 - vs. Washington, June 9, 2011 (OT)
vs. Seattle, Aug. 7, 2011
- 28 - vs. Washington, July 3, 2009
at Seattle, Aug. 29, 2009 (2OT)
vs. Phoenix, Sept. 8, 2013

REGULAR SEASON TEAM RECORDS - TEAM MISCELLANEOUS

GAME WON AND LOST

Highest winning percentage, season

- .676 (24-11) - 2018
- .588 (20-14) - 2011
- .559 (19-15) - 2010, 2012, 2014

Lowest winning percentage, season

- .118 (4-30) - 2008
- .441 (17-19) - 2015

Most consecutive games won

- 8 - July 8- 24, 2018
- 6 - May 15-30, 2010
June 14-30, 2013
June 3-20, 2014
- 5 - May 24-June 3, 2016
July 16-28, 2011

Most consecutive games won, one season

- 8 - July 8- 24, 2018
- 6 - May 15-30, 2010
June 14-30, 2013
June 3-20, 2014
- 5 - May 24-June 3, 2016
July 16-28, 2011

Most consecutive game lost

- 17 - May 17-July 3, 2008
- 10 - July 18-Sept. 8, 2008

Most consecutive game lost, one season

- 17 - May 17-July 3, 2008
- 10 - July 18-Sept. 8, 2008

Highest winning percentage, home games, season

- .765 (13-4) - 2013, 2014, 2018
- .706 - 2009 (12-5)

Lowest winning percentage, home games, season

- .059 (1-16) - 2008
- .588 (10-7) - 2010

Most consecutive home games won

- 13 - Aug. 30, 2012-July 24, 2013
- 7 - Aug. 7, 2011-May 25, 2012

Most consecutive home games lost

- 10 - May 23-July 3, 2008
- 8 - Aug. 3, 2010-June 19, 2011

Highest winning percentage, road games, season

- .588 (10-7) - 2018
- .529 (9-8) - 2010, 2011

Lowest winning percentage, road games, season

- .176 (3-14) - 2008
- .235 (4-13) - 2013

Most consecutive road games won

- 6 - July 1-August 12, 2018
- 4 - Aug. 25, 2009-May 21, 2010
May 15-30, 2010
- 3 - May 24-June 3, 2016
June 26-July 12, 2014

Most consecutive road games lost

- 9 - July 9-Aug. 31, 2013
- 7 - May 17-June 29, 2008

DREAM HISTORY | REGULAR SEASON TEAM RECORDS

OVERTIME GAMES

Most overtime games, season

5 - 2016
2014
4 - 2009

Most consecutive overtime games, season

2 - June 5-9, 2011

Most overtime games won, season

4 - 2016
2 - 2009, 2010, 2014
1 - 2011, 2012, 2013

Most overtime games won, no losses, season

2 - 2010

Most consecutive overtime games won

3 - May 14-June 17, 2016
2 - June 5-July 7, 2010
Sept. 4, 2013-May 17, 2014

Most overtime games lost, season

3 - 2014
2 - 2009, 2011

Most overtime games lost, no wins, season

1 - 2008

Most consecutive overtime games lost

2 - June 5-9, 2011
September 7, 2012-Aug. 28, 2013
July 22-Aug. 8, 2014

ATLANTA DREAM INDIVIDUAL RECORDS

SEASONS

Most Seasons

9 - Sancho Lyttle
Angel McCoughtry
7 - Erika de Souza
Tiffany Hayes
6 - Armintie Herrington
4 - Iziane Castro Marques

GAMES

Most games, career

285 - Angel McCoughtry
234 - Sancho Lyttle
216 - Tiffany Hayes
194 - Erika de Souza
141 - Armintie Herrington
131 - Iziane Castro Marques
125 - Elizabeth Williams

Most consecutive games, career

127 - Iziane Castro Marques, June 16, 2008-Sept. 11, 2011
114 - Armintie Price, Aug. 15, 2009-May 25, 2013
106 - Erika de Souza, July 25, 2008-Aug. 30, 2011
102 - Aneika Henry, May 19, 2012-present

Most games, season

34 - By many

MINUTES

Most minutes, career

8,235 - Angel McCoughtry
6,868 - Sancho Lyttle
6,005 - Tiffany Hayes
5,406 - Erika de Souza

Highest average, minutes per game, career

(Minimum 75 games)
29.4 - Sancho Lyttle (6,868/234)
28.9 - Angel McCoughtry (5,426/189)
27.9 - Erika de Souza (5,406/194)

DREAM HISTORY | REGULAR SEASON TEAM RECORDS

Most minutes, season

1,179 - Elizabeth Williams, 2016
 1,074 - Sancho Lyttle, 2012
 1,064 - Sancho Lyttle, 2014
 1,044 - Angel McCoughtry, 2010

Most minutes, game

49 - Aneika Henry, at Phoenix, July 7, 2012 (2OT)
 47 - Sancho Lyttle, at Minnesota, July 22, 2014 (2OT)
 46 - Sancho Lyttle, at Phoenix, July 7, 2012 (2OT)
 46 - Chamique Holdsclaw, vs. Indiana, June 6, 2009 (2OT)

Highest average, minutes per game, season

34.7 - Elizabeth Williams, 2016 (1,179)
 31.6 - Sancho Lyttle, 2012 (1,074/34)
 31.4 - Angel McCoughtry, 2013 (1,036/33)
 31.3 - Angel McCoughtry, 2010 (1,044/34)

Regulation game:

40 - Elizabeth Williams, vs. San Antonio, Sept. 13, 2016
 Lindsey Harding, at Indiana, Aug. 27, 2011

SCORING

Most points, career

5,468 - Angel McCoughtry
 2,380 - Erika de Souza
 3,095 - Sancho Lyttle

Highest average, points per game, career

(Minimum 75 games)
 19.2 - Angel McCoughtry (5,468/285)
 12.145 - Iziane Castro Marques (1,591/131)
 12.143 - Erika de Souza (2,380/196)
 11.24 - Sancho Lyttle (2, 630/ 234)

Most points, season

716 - Angel McCoughtry, 2010
 712 - Angel McCoughtry, 2011
 711 - Angel McCoughtry, 2013

Highest average, points per game, season

21.6 - Angel McCoughtry, 2011 (712/33)
 21.5 - Angel McCoughtry, 2013 (711/33)
 21.4 - Angel McCoughtry, 2012 (514/24)

SCORING (CONTINUED)

Most points, game

44 - Betty Lennox, at Connecticut, June 27, 2008 (OT)
 39 - Angel McCoughtry, at New York, June 19, 2018
 37 - Angel McCoughtry, at Tulsa, July 26, 2011
 36 - Angel McCoughtry, at Connecticut, July 31, 2011

Most games, 30 or more points, career

28 - Angel McCoughtry
 4 - Iziane Castro Marques
 1 - Betty Lennox
 Sancho Lyttle

Most games, 20 or more points, career

123 - Angel McCoughtry
 28 - Tiffany Hayes
 22 - Iziane Castro Marques
 20 - Erika de Souza
 15 - Sancho Lyttle

Most consecutive games, 20 or more points

8 - Angel McCoughtry, June 10-Aug. 18, 2012
 7 - Angel McCoughtry, July 3-25, 2010
 Angel McCoughtry, Aug. 16-Sept. 1, 2011
 5 - Angel McCoughtry, May 27-June 10, 2016
 Angel McCoughtry, July 20-Aug. 2, 2011

Most consecutive games, 10 or more points

43 - Angel McCoughtry, July 9, 2011-Sept. 7, 2012
 36 - Angel McCoughtry, Sept. 11, 2009-Aug. 22, 2010
 Angel McCoughtry, Sept. 11, 2012-Sept. 13, 2013

FIELD GOALS

Most field goals, career

1,728 - Angel McCoughtry
 1,098 - Sancho Lyttle
 1,037 - Erika de Souza

Most field goals, season

246 - Angel McCoughtry, 2010
 Angel McCoughtry, 2013
 235 - Angel McCoughtry, 2011
 Angel McCoughtry, 2015

DREAM HISTORY | REGULAR SEASON TEAM RECORDS

Most field goals, game

- 17 - Betty Lennox, at Connecticut, June 27, 2008 (OT)
- 14 - Angel McCoughtry, at Connecticut, July 31, 2011
- Angel McCoughtry, at Connecticut, June 23, 2013

FIELD GOAL ATTEMPTS

Most field goal attempts, career

- 4,464 - Angel McCoughtry
- 2,396 - Sancho Lyttle
- 1,921 - Erika de Souza

Most field goal attempts, season

- 603 - Angel McCoughtry, 2010
- 596 - Angel McCoughtry, 2013
- 554 - Angel McCoughtry, 2011

Most field goal attempts, game

- 33 - Angel McCoughtry, at Connecticut, June 23, 2013
- 32 - Betty Lennox, at Connecticut, June 27, 2008 (OT)
- 30 - Angel McCoughtry, at Phoenix, Aug. 3, 2013

FIELD GOAL PERCENTAGE

Highest field goal percentage, career

- (Minimum 300 field goals)
- .540 - Erika de Souza (1,037-1,921)
- .477 - Armintie Herrington (352-738)
- .458 - Sancho Lyttle (1,098-2,396)

Highest field goal percentage, season (qualifiers)

- .571 - Erika de Souza, 2010 (190-333)
- .553 - Erika de Souza, 2013 (187-338)
- .548 - Elizabeth Williams, 2018 (121-221)
- .545 - Erika de Souza, 2014 (192-352)

FIELD GOAL PERCENTAGE (CONTINUED)

Highest field goal percentage, game

- (Minimum 8 field goals made)
- .917 - Elizabeth Williams, vs. Las Vegas, Aug. 7, 2018 (11-12)
- .889 - Iziane Castro Marques, vs. Connecticut, May 21, 2010 (8-9)
- .818 - Angel McCoughtry, vs. Connecticut, Aug. 16, 2013 (9-11)
- .800 - Erika de Souza, at Chicago, Aug. 14, 2010 (8-10)
- Armintie Price, at Tulsa, June 29, 2012 (8-10)
- Sancho Lyttle, vs. New York, June 7, 2013 (8-10)
- Erika de Souza, at Chicago, May 24, 2014 (8-10)

Most field goals, none missed, game

- 7 - Aneika Henry, at Tulsa, June 29, 2012
- 6 - Erika de Souza, at Indiana, Aug. 10, 2013
- 5 - Erika de Souza, vs. Chicago, June 23, 2009 (OT)
- Ivory Latta, at Detroit, July 22, 2009 (OT)
- Coco Miller, at San Antonio, June 11, 2011
- Yelena Leuchanka, vs. New York, May 25, 2012
- Aneika Henry, vs. Connecticut, July 29, 2014

Most field goal attempts, none made, game

- 8 - Ivory Latta, vs. Los Angeles, May 25, 2008
- Jasmine Thomas, vs. Chicago, Aug. 24, 2013
- 7 - Courtney Clements, vs. Washington, Aug. 28, 2013
- Matee Ajavon, at Chicago, May 24, 2014

THREE-POINT FIELD GOALS

Most three-point field goals, career

- 237 - Tiffany Hayes
- 233 - Angel McCoughtry
- 141 - Iziane Castro Marques

Most three-point field goals, season

- 78 - Renee Montgomery, 2018
- 63 - Betty Lennox, 2008
- 55 - Ivory Latta, 2008
- 53 - Shoni Schimmel, 2014

DREAM HISTORY | REGULAR SEASON TEAM RECORDS

Most three-point field goals, game

- 8 - Renee Montgomery, at New York, Aug. 12, 2018
- 7 - Renee Montgomery, vs New York, July 19, 2018
- 6 - Betty Lennox, at Washington, May 27, 2008
Betty Lennox, at New York, Sept. 5, 2008
- 5 - Ivory Latta, vs. Detroit, June 22, 2008
Betty Lennox, at Connecticut, June 27, 2008 (OT)
Betty Lennox, at Detroit, June 29, 2008
Iziane Castro Marques, vs. Los Angeles, Aug. 23, 2009
Iziane Castro Marques, at Los Angeles, Sept. 1, 2009
Shoni Schimmel, at Minnesota, July 22, 2014 (2OT)
Shoni Schimmel, at Chicago, Aug. 10, 2014

Most consecutive games, three-point field goals made

- 14 - Renee Montgomery, May 20-June 27
- 12 - Angel McCoughtry, June 10-Sept. 7, 2012
- 10 - Iziane Castro Marques, June 4-July 1, 2010
- 9 - Ivory Latta, June 20-July 11, 2008
Tiffany Hayes, July 8-31, 2014
Shoni Schimmel, July 31-Aug. 17, 2014 (current)

THREE-POINT FIELD GOAL ATTEMPTS

Most three-point field goal attempts, career

- 814 - Angel McCoughtry
- 748 - Tiffany Hayes
- 472 - Iziane Castro Marques

Most three-point field goal attempts, season

- 210 - Renee Montgomery, 2018
- 176 - Betty Lennox, 2008
- 160 - Ivory Latta, 2008
- 156 - Iziane Castro Marques, 2010

Most three-point field goal attempts, game

- 14 - Betty Lennox, at New York, Sept. 5, 2008
- 13 - Shoni Schimmel, at Minnesota, July 22, 2014 (2OT)
Renee Montgomery, at New York, Aug. 12, 2018
Renee Montgomery, vs. New York, July 19, 2018
- 12 - Betty Lennox, at Connecticut, June 27, 2008 (OT)
Betty Lennox, at Detroit, June 29, 2008
Renee Montgomery, at New York, June 19, 2018

THREE-POINT FIELD-GOAL PERCENTAGE

Highest three-point field goal percentage, career

- (Minimum 75 three-point field goals)
- .375 - Angel McCoughtry (233-814)
- .371 - Renee Montgomery (78-210)
- .320 - Tiffany Hayes (237-740)
- .299 - Iziane Castro Marques (141-472)

Highest three-point field goal percentage, season (qualifiers)

- .402 - Cathrine Kraayeveld, 2012 (35-87)
- .372 - Tiffany Hayes, 2017 (48-129)
- .371 - Renee Montgomery, 2018 (78-210)
- .358 - Betty Lennox, 2008 (63-176)

Most three-point field goals, none missed, game

- 3 - Tamera Young, at Detroit, June 29, 2008
Alison Bales, vs. Washington, Sept. 2, 2011
Cathrine Kraayeveld, vs. Phoenix, May 31, 2012
Alex Bentley, vs. Washington, June 28, 2013
Tiffany Hayes, at New York, Sept. 6, 2013
Angel McCoughtry, vs. Chicago, June 7, 2014

Most three-point field goal attempts, none made, game

- 8 - Tiffany Hayes, vs. Indiana, June 14, 2018
- 7 - Angel McCoughtry, at Tulsa, July 21, 2013
Angel McCoughtry, at Washington, Aug. 23, 2013
- 6 - Ivory Latta, vs. Detroit, May 23, 2008
Iziane Castro Marques, at San Antonio, June 11, 2011
Kelly Mazzante, vs. Minnesota, June 19, 2011
Tiffany Hayes, vs. Washington, July 5, 2014
Tiffany Hayes, vs. Dallas, Aug. 11, 2018

FREE THROWS MADE

Most free throws made, career

- 1,439 - Angel McCoughtry
- 835 - Tiffany Hayes

Most free throws made, season

- 223 - Angel McCoughtry, 2011
- 196 - Angel McCoughtry, 2013

DREAM HISTORY | REGULAR SEASON TEAM RECORDS

394 – Sancho Lyttle
306 - Erika de Souza

191 - Angel McCoughtry, 2010

Most free throws made, game

19 - Angel McCoughtry, vs. New York, June 19, 2018
17 - Angel McCoughtry, vs. Chicago, June 2, 2012 (OT)
15 - Angel McCoughtry, at Tulsa, July 26, 2011
14 - Tiffany Hayes, at Indiana, August 28, 2015

FREE THROW ATTEMPTS

Most free throw attempts, career

1,663 - Angel McCoughtry
867 - Tiffany Hayes
544 - Sancho Lyttle

Most free throw attempts, season

287 - Angel McCoughtry, 2011
238 - Angel McCoughtry, 2010

Most free throw attempts, game

22 - Angel McCoughtry, vs. New York, June 19, 2018
19 - Angel McCoughtry, at Dallas, May 27, 2016
Angel McCoughtry, at Tulsa, July 26, 2011
18 - Iziane Castro Marques, vs. Los Angeles, June 27, 2010
17 - Angel McCoughtry, vs. San Antonio, Aug. 20, 2009
Angel McCoughtry, at Indiana, July 16, 2010
Angel McCoughtry, at Washington, July 20, 2011
Angel McCoughtry, vs. Chicago, June 2, 2012 (OT)

FREE THROW PERCENTAGE

Highest free-throw percentage, career

(Minimum 150 free throws)
.798 - Tiffany Hayes (692-867)
.795 - Angel McCoughtry (1322-1663)
.780 - Lindsey Harding (156-200)

Highest free-throw percentage, season (qualifiers)

.881 - Renee Montgomery, 2018 (59-67)
.855 - Betty Lennox, 2008 (118-138)
.839 - Chamique Holdsclaw, 2009 (78-93)
.836 - Angel McCoughtry, 2018 (117-140)

Most free throws made, none missed, game

17 - Angel McCoughtry, vs. Chicago, June 2, 2012 (OT)
11 - Katie Feenstra, at Chicago, July 13, 2008
Angel McCoughtry, vs. Connecticut, Aug. 16, 2013
10 - Chamique Holdsclaw, at New York, July 19, 2009
Ivory Latta, at Detroit, July 22, 2009 (OT)
Sancho Lyttle, at Indiana, June 19, 2010
Angel McCoughtry, vs. Indiana, Aug. 1, 2010
Tiffany Hayes, at Dallas, May 20, 2018

Most free throw attempts, none made, game

4 - Shalee Leaning, vs. San Antonio, June 13, 2010
Sandora Irvin, at Tulsa, July 26, 2011
Armintie Price, vs. New York, Aug. 2, 2011
Armintie Herrington vs. Chicago, June 16, 2013
Alex Bentley, vs. Chicago, Aug. 3, 2018

REBOUNDS

Most rebounds, career

1, 876 - Sancho Lyttle
1,657 - Erika de Souza
1,443 - Angel McCoughtry

Highest average, rebounds per game, career

(Minimum 75 games)
8.5 - Erika de Souza (1,657/194)
8.2 – Sancho Lyttle (1927/234)
4.8 - Angel McCoughtry (902/189)

Most rebounds, season

337 - Erika de Souza, 2013
316 - Sancho Lyttle, 2010

Highest average, rebounds per game, season (qualifiers)

9.91 - Erika de Souza, 2010 (337/34)
9.88 - Sancho Lyttle, 2010 (316/32)

DREAM HISTORY | REGULAR SEASON TEAM RECORDS

309 - Erika de Souza, 2009

9.1 - Erika de Souza, 2009 (309/34)

Most rebounds, game

21 - Sancho Lyttle, at Indiana, May 17, 2014
 20 - Sancho Lyttle, at Indiana, June 19, 2010
 Erika de Souza, at Minnesota, July 14, 2010
 18 - Erika de Souza, vs. Detroit, May 23, 2008
 Erika de Souza, at Los Angeles, July 17, 2013

Most games, 10+ rebounds, career

74 - Erika de Souza
 51 - Sancho Lyttle
 14 - Angel McCoughtry
 12 - Jessica Breland

Most consecutive games, 10+ rebounds

6 - Erika de Souza, July 9-Aug. 3, 2013
 4 - Erika de Souza, Aug. 8-20, 2009
 Erika de Souza, Aug. 20-28, 2013

OFFENSIVE REBOUNDS

Most offensive rebounds, career

572 - Erika de Souza
 517 - Sancho Lyttle
 459 - Angel McCoughtry

Highest average, offensive rebounds per game, career

(Minimum 75 games)
 2.9 - Erika de Souza (572/194)
 2.2 - Sancho Lyttle (517/234)
 1.6 - Angel McCoughtry (459/285)

Most offensive rebounds, season

119 - Erika de Souza, 2009
 107 - Elizabeth Williams, 2017
 106 - Elizabeth Williams, 2016
 102 - Sancho Lyttle, 2010
 97 - Erika de Souza, 2014

Most offensive rebounds, game

12 - Sancho Lyttle, vs. Seattle, Aug. 10, 2010
 9 - Erika de Souza, vs. Detroit, May 23, 2008
 Erika de Souza, at Los Angeles, July 17, 2013

DEFENSIVE REBOUNDS

Most defensive rebounds, career

1,359 - Sancho Lyttle
 1,085 - Erika de Souza
 984 - Angel McCoughtry

Highest average, defensive rebounds per game, career

(Minimum 75 games)
 5.8 - Sancho Lyttle (1359/234)
 5.6 - Erika de Souza (1,085/194)
 3.6 - Alison Bales (303/85)

Most defensive rebounds, season

247 - Erika de Souza, 2013
 221 - Sancho Lyttle, 2014
 214 - Sancho Lyttle, 2010

Most defensive rebounds, game

16 - Sancho Lyttle, at Indiana, June 19, 2010
 14 - Sancho Lyttle, at Connecticut, June 14, 2009
 Erika de Souza, at Minnesota, July 14, 2010
 Erika de Souza, vs. Connecticut, Aug. 16, 2013
 Sancho Lyttle, at Indiana, May 17, 2014

ASSISTS

Most assists, career

859 - Angel McCoughtry
 501 - Tiffany Hayes
 483 - Sancho Lyttle
 345 - Layshia Clarendon
 327 - Shalee Lehning

Highest average, assists per game, career

(Minimum 75 games)
 3.8 - Shalee Lehning (327/85)
 3.0 - Angel McCoughtry (859/285)
 2.3 - Tiffany Hayes (501/217)
 2.19 - Armintie Price (247/113)
 2.06 - Sancho Lyttle (483/234)

DREAM HISTORY | REGULAR SEASON TEAM RECORDS

Most assists, season

226 - Layshia Clarendon, 2017
 162 - Lindsey Harding, 2011
 159 - Shalee Lehning, 2010
 153 - Lindsey Harding, 2012

Most assists, game

11 - Kristin Haynie, vs. Chicago, July 5, 2008
 Nikki Teasley, vs. Detroit, June 26, 2009
 Alex Bentley, vs. Los Angeles, Sept. 2, 2013
 Shoni Schimmel, vs. San Antonio, May 16, 2014
 10 - Ivory Latta, vs. Detroit, June 22, 2008
 Ivory Latta, at Los Angeles, Sept. 11, 2008
 Shalee Lehning, vs. Sacramento, Aug. 25, 2009
 Angel McCoughtry, at Sacramento, Sept. 4, 2009
 Shalee Lehning, at Phoenix, Sept. 5, 2009
 Shalee Lehning, vs. Connecticut, May 21, 2010
 Armintie Price, vs. Chicago, July 16, 2011
 Lindsey Harding, vs. Tulsa, Sept. 4, 2011
 Angel McCoughtry, vs. New York, June 7, 2013
 Shoni Schimmel, at Indiana, May 17, 2014

Highest average, assists per game, season (qualifiers)

6.6 - Layshia Clarendon, 2017 (226/34)
 4.82- Shalee Lehning, 2010 (159/33)
 4.76- Lindsey Harding, 2011 (162/34)
 4.5 - Lindsey Harding, 2012 (153/34)

Most games, 10+ assists, career

3 - Shalee Lehning
 2 - Ivory Latta
 Angel McCoughtry
 Shoni Schimmel
 1 - By many

PERSONAL FOULS

Most personal fouls, career

805 - Angel McCoughtry
 650 - Sancho Lyttle
 596 - Erika de Souza
 582 - Tiffany Hayes

Most personal fouls, season

117 - Erika de Souza, 2009
 109 - Erika de Souza, 2010
 107 - Angel McCoughtry, 2010

DISQUALIFICATIONS

Most disqualifications, career

7 - Angel McCoughtry
 5 - Sancho Lyttle
 4 - Erika de Souza

Highest percentage, games disqualified, career

(Minimum 75 games)
 3.7 - Angel McCoughtry (7/189)
 3.1 - Sancho Lyttle (5/162)
 2.1 - Erika de Souza (4/194)

Lowest percentage, games disqualified, career

(Minimum 75 games)
 0.0 - Aneika Henry (0/102)
 Coco Miller (0/92)
 0.7 - Armintie Price (1/141)

Most consecutive games without disqualification, career

107 - Armintie Price, Aug. 15, 2009-Sept. 5, 2012
 102 - Aneika Henry, May 19, 2012-Aug. 17, 2014 (current)
 100 - Erika de Souza, June 12, 2009-Aug. 18, 2012

Most disqualifications, season

3 - Angel McCoughtry, 2014
 2 - Erika de Souza, 2008
 Stacey Lovelace, 2008
 Tamera Young, 2008
 Sancho Lyttle, 2009
 Angel McCoughtry, 2009

Fewest minutes, disqualified, game

10 - Alison Bales, vs. Washington, June 9, 2011 (OT)
 15 - Katie Feenstra, at Washington, June 20, 2008
 16 - Sancho Lyttle, vs. Indiana, July 1, 2014

DREAM HISTORY | REGULAR SEASON TEAM RECORDS

STEALS

Most steals, career

597 - Angel McCoughtry
484 - Sancho Lyttle
235 - Tiffany Hayes

Highest average, steals per game, career

(Minimum 75 games)
2.1 - Angel McCoughtry (559/256)
Sancho Lyttle (484/234)
1.3 - Armintie Price (189/141)

Most steals, season

89 - Angel McCoughtry, 2013
82 - Sancho Lyttle, 2012
75 - Sancho Lyttle, 2014

Highest average, steals per game, season (qualifiers)

2.70 - Angel McCoughtry, 2013 (89/33)
2.50 - Angel McCoughtry, 2012 (60/24)
2.41 - Sancho Lyttle, 2012 (82/34)

Most steals, game

8 - Sancho Lyttle vs. New York, June 22, 2016 (OT)
7 - Angel McCoughtry, vs. New York, Aug. 1, 2009
Angel McCoughtry, at New York, June 5, 2012
Angel McCoughtry, vs. Indiana, June 25, 2013
Sancho Lyttle, at Phoenix, Aug. 5, 2014
6 - 12 times (last by Sancho Lyttle, at Dallas, May 27, 2016)

BLOCKED SHOTS

Most blocked shots, career

281 - Erika de Souza
224 - Elizabeth Williams
185 - Angel McCoughtry
121 - Alison Bales

Highest average, blocked shots per game, career

(Minimum: 75 games)
1.45 - Erika de Souza (281/194)
1.42 - Alison Bales (121/85)
0.686 - Aneika Henry (102/70)
0.67 - Angel McCoughtry (185/285)

Most blocked shots, season

79 - Elizabeth Williams, 2016
67 - Elizabeth Williams, 2017
65 - Jessica Breland, 2018
61 - Erika de Souza, 2013
59 - Elizabeth Williams, 2018

Highest average, blocked shots per game, season (qualifiers)

2.3 - Elizabeth Williams, 2016 (79/34)
1.9 - Erika de Souza, 2013 (67/34)
1.91 - Jessica Breland, 2018 (65/34)
1.79 - Erika de Souza, 2013 (61/34)
1.79 - Erika de Souza, 2013 (61/34)
1.79 - Elizabeth Williams, 2018 (59/33)

Most blocked shots, game

8 - Alison Bales, vs. Chicago, July 16, 2011
7 - Elizabeth Williams vs. Seattle, July 5, 2016
6 - Elizabeth Williams at Chicago, August 26, 2016
Elizabeth Williams vs. Dallas, July 8, 2016
Erika de Souza, at Seattle, Aug. 29, 2009 (2OT)
Alison Bales, vs. Indiana, May 16, 2010
Elizabeth Williams, vs. Phoenix, July 8, 2018
Elizabeth Williams, vs. Dallas, Aug. 11, 2018
5 - Nine times (last by Jessica Breland, vs. Las Vegas, Aug. 11, 2018)

TURNOVERS

Most turnovers, career

832 - Angel McCoughtry

Most turnovers, season

134 - Angel McCoughtry, 2013

420 – Sancho Lyttle
353 - Erika de Souza

116 - Angel McCoughtry, 2014
114 - Betty Lennox, 2008

Most turnovers, game

11 - Angel McCoughtry, at New York, June 22, 2014
8 - Betty Lennox, at Houston, June 16, 2008
Erika de Souza, at Washington, Sept. 12, 2009
Angel McCoughtry, at Connecticut, June 10, 2012

DOUBLE-DOUBLES

Most double-doubles, career

67 - Erika de Souza
47 - Sancho Lyttle
19 - Angel McCoughtry

Most consecutive games, double-double

5 - Erika de Souza (July 9-24, 2013)

Most double-doubles, season

18 - Erika de Souza, 2013
15 - Erika de Souza, 2010
13 - Sancho Lyttle, 2010



WNBA



WNBA | CONTACTS

WNBA TEAM PR CONTACTS

EASTERN CONFERENCE

ATLANTA DREAM

PR Contact: Dan Goldberger
Email: dan.goldberger@atlantadream.net
678-510-7396 (office)
404-915-3383 (cell)

Additional PR Contact: Kelsey Bibik
Email: kelsey.bibik@atlantadream.net
404-920-2545 (office)
858-361-9855 (cell)

CHICAGO SKY

PR Contact: Kelly Kane
Email: kkane@chicagosky.net
312-994-5981 (office)

CONNECTICUT SUN

PR Contact: Bill Tavares
Email: btavares@connecticutsun.com
860-862-4073 (office)
860-961-0240 (cell)

Additional PR Contact: Jen Hildebrand
Email: jhildebrand@connecticutsun.com
860-862-4087 (office)
860-961-2245 (cell)

INDIANA FEVER

PR Contact: Kevin Messenger
Email: kmessenger@pacers.com
317-917-2844 (office)
317-370-3437 (cell)

NEW YORK LIBERTY

PR Contact: Alesia Howard
Email: ahoward@nyliberty.com
914-908-5835 (office)
614-893-4469 (cell)

WASHINGTON MYSTICS

PR Contact: Ketsia Colimon
Email: Kcolimon@monumentalsports.com
202-527-7535 (office)
571-235-6305 (cell)

WESTERN CONFERENCE
DALLAS WINGS

PR Contact: Sterling Randle
Email: srandle@dallaswings.com
 817-900-3440 (office)
 801-319-6153 (cell)

LOS ANGELES SPARKS

PR Contact: Eli Horowitz
Email: PR@la-sparks.com
 323-431-3108 (office)
 847-644-9932 (cell)

MINNESOTA LYNX

PR Contact: Aaron Freeman
Email: aaron.freeman@lynxbasketball.com
 612-673-1632 (office)
 847-345-7388 (cell)

PHOENIX MERCURY

PR Contact: Bryce Marsee
Email: bmarsee@suns.com
 602-379-7930 (office)
 765-618-0897 (cell)

LAS VEGAS ACES

PR Contact: John Maxwell
Email: jmaxwell@lasvegasaces.com

SEATTLE STORM

PR Contact: Riley Foreman
Email: RForeman@StormBasketball.com
 206-272-2706 (office)
 425-246-2614 (cell)

WNBA | CONTACTS

COMMUNICATIONS

DINA SKOKOS

Senior Director, WNBA Communications

dskokos@nba.com

212-407-8840 (Office)

201-682-9443 (Cell)

RON HOWARD

Director, WNBA Communications

Email: rhoward@nba.com

212-407-8641 (office)

212-407-8044 (office fax)

917-574-7114 (cell)

SAMANTHA TAGER

Manager, WNBA Communications

Email: stager@nba.com

212-407-8358 (office)

212-407-8044 (office fax)

914-882-1474 (cell)

COMMUNITY RELATIONS

TARA SCHWARTZ

Vice President, Social Responsibility

tgutkowski@nba.com

212-407-8241 (office)

201-654-2889 (cell)

WNBA.COM

ANTHONY OLIVA

Senior Manager, Content

aoliva@nba.com

201-974-6506 (office)

WNBA AWARD WINNERS
2017

MOST VALUABLE PLAYER

Center, Sylvia Fowles (Minnesota)

ALL-WNBA FIRST TEAM

Center, Sylvia Fowles (Minnesota)

Center, Tina Charles (New York)

Guard, Skylar Diggins-Smith (Dallas)

Forward, Candace Parker (Los Angeles)

Guard, Maya Moore (Minnesota)

ALL-WNBA SECOND TEAM

Forward, Nneka Ogumike (Los Angeles)

Guard, Diana Taurasi (Phoenix)

Center, Brittney Griner (Phoenix)

Center, Jonquel Jones (Connecticut)

Guard, Chelsea Gray (Los Angeles)

DEFENSIVE PLAYER OF THE YEAR

Guard, Alana Beard (Los Angeles)

ALL-DEFENSIVE TEAM FIRST TEAM

Guard, Alana Beard (Los Angeles)

Center, Sylvia Fowles (Minnesota)

Forward, Nneka Ogumike (Los Angeles)

Guard, Jasmine Thomas (Connecticut)

Forward, Tina Charles (New York)

ALL-DEFENSIVE TEAM SECOND TEAM

Center, Brittney Griner (Phoenix)

Forward, Alyssa Thomas (Connecticut)

Forward, Rebekkah Brunson (Minnesota)

Guard, Maya Moore (Minnesota)

Guard, Briann January (Indiana)

ROOKIE OF THE YEAR

Guard, Alisha Gray (Dallas)

ALL-ROOKIE TEAM

Guard, Alisha Gray (Dallas)

Guard, Brittney Sykes (Atlanta)

Guard, Kelsey Plum (San Antonio)

Guard, Kaela Davis (Dallas)

Guard, Shatori Walker-Kimbrough (Washington)

MOST IMPROVED PLAYER

Center, Jonquel Jones (Connecticut)

SIXTH WOMAN OF THE YEAR

Guard, Sugar Rodgers (New York)

WNBA | AWARD WINNERS

COACH OF THE YEAR

Curt Miller (Connecticut)

KIM PERROT SPORTSMANSHIP AWARD

Sue Bird (Seattle)

PEAK PERFORMERS (Statistical per game leaders for points, rebounds, assists)

Center, Brittney Griner (Phoenix) – Scoring

Center, Jonquel Jones (Connecticut) – Rebounding

Guard, Courtney Vandersloot (Chicago) -- Assists

2016

MOST VALUABLE PLAYER

Forward, Nneka Ogumike (Los Angeles)

ALL-WNBA FIRST TEAM

Forward, Nneka Ogumike (Los Angeles)

Forward, Elena Delle Donne (Chicago)

Center, Tina Charles (New York)

Guard, Maya Moore (Minnesota)

Guard, Sue Bird (Seattle)

ALL-WNBA SECOND TEAM

Forward, Angel McCoughtry (Atlanta)

Forward, Breanna Stewart (Seattle)

Center, Sylvia Fowles (Minnesota)

Guard, Diana Taurasi (Phoenix)

Guard, Jewell Lloyd (Seattle)

DEFENSIVE PLAYER OF THE YEAR

Center, Sylvia Fowles (Minnesota)

ALL-DEFENSIVE TEAM FIRST TEAM

Forward, Nneka Ogumike (Los Angeles)

Forward, Angel McCoughtry (Atlanta)

Center, Sylvia Fowles (Minnesota)

Guard, Alana Beard (Los Angeles)

Guard, Briann January (Indiana)

ALL-DEFENSIVE TEAM SECOND TEAM

Forward, Tamika Catchings (Indiana)

Forward, Breanna Stewart (Seattle)

Center, Brittney Griner (Phoenix)

Guard, Tanisha Wright (New York)

Guard, Jasmine Thomas (Connecticut)

ROOKIE OF THE YEAR

Forward, Breanna Stewart (Seattle)

ALL-ROOKIE TEAM

Forward, Breanna Stewart (Seattle)

Guard, Moriah Jefferson (San Antonio)

Forward, Aerial Powers (Dallas)

Center, Imani Boyette (Chicago)

Guard, Tiffany Mitchell (Indiana)

MOST IMPROVED PLAYER

Center, Elizabeth Williams (Atlanta)

SIXTH WOMAN OF THE YEAR

Forward, Jantel Lavender (Los Angeles)

COACH OF THE YEAR

Cheryl Reeve (Minnesota)

KIM PERROT SPORTSMANSHIP AWARD

Tamika Catchings (Indiana)

PEAK PERFORMERS (Statistical per game leaders for points, rebounds, assists)

Center, Tina Charles (New York) – Scoring

Center, Tina Charles (New York) – Rebounding

Guard, Sue Bird (Seattle) – Assists

2015

MOST VALUABLE PLAYER

Forward, Elena Delle Donne (Chicago)

ALL-WNBA FIRST TEAM

Forward, Maya Moore (Minnesota)

Forward, Elena Delle Donne (Chicago)

Center, Tina Charles (New York)

Guard, Angel McCoughtry (Atlanta)

Guard, DeWanna Bonner (Phoenix)

ALL-WNBA SECOND TEAM

Forward, Tamika Catchings (Indiana)

Forward, Candace Parker (Los Angeles)

Center, Brittney Griner (Phoenix)

Guard, Courtney Vandersloot (Chicago)

Guard, Epiphanny Prince (New York)

DEFENSIVE PLAYER OF THE YEAR

Center, Brittney Griner (Phoenix)

ALL-DEFENSIVE TEAM FIRST TEAM

Forward, Nneka Ogwumike (Los Angeles)

Forward, Tamika Catchings (Indiana)

Center, Brittney Griner (Phoenix)

Guard, Angel McCoughtry (Atlanta)

Guard, Briann January (Indiana)

ALL-DEFENSIVE TEAM SECOND TEAM

Forward, Tina Charles (New York)

Forward, Sancho Lyttle (Atlanta)

Center, Kia Stokes (New York)

Guard, DeWanna Bonner (Phoenix)

Guard, Tanisha Wright (New York)

WNBA | AWARD WINNERS

ROOKIE OF THE YEAR

Guard, Jewel Lloyd (Seattle)

ALL-ROOKIE TEAM

Guard, Jewel Lloyd (Seattle)

Guard, Ana Dobovic (Los Angeles)

Guard, Brittany Boyd (New York)

Forward, Ramu Tokashiki (Seattle)

Forward, Natalie Achonwa (Indiana)

Center, Kiah Stokes (New York)

MOST IMPROVED PLAYER

Center, Kelsey Bone (Connecticut)

SIXTH WOMAN OF THE YEAR

Guard, Allie Quigley (Chicago)

COACH OF THE YEAR

Bill Laimbeer (New York)

KIM PERROT SPORTSMANSHIP AWARD

DeLisha Milton-Jones (Atlanta)

PEAK PERFORMERS (Statistical per game leaders for points, rebounds, assists)

Forward, Elena Delle Donne (Chicago) – Scoring

Center, Courtney Paris (Tulsa) – Rebounding

Guard, Courtney Vandersloot (Chicago) – Assists

2014

MOST VALUABLE PLAYER

Forward, Maya Moore (Minnesota)

ALL-WNBA FIRST TEAM

Forward, Maya Moore (Minnesota)

Forward, Candace Parker (Los Angeles)

Center, Brittney Griner (Phoenix)

Guard, Diana Taurasi (Phoenix)

Guard, Skylar Diggins (Tulsa)

ALL-WNBA SECOND TEAM

Forward, Angel McCoughtry (Atlanta)

Forward, Nneka Ogumike (Los Angeles)

Center, Tina Charles (Connecticut)

Guard, Lindsay Whalen (Minnesota)

Guard, Danielle Robinson (San Antonio)

Guard, Seimone Augustus (Minnesota)

DEFENSIVE PLAYER OF THE YEAR

Center, Brittney Griner (Phoenix)

ALL-DEFENSIVE TEAM FIRST TEAM

Forward, Sancho Lyttle (Atlanta)

Forward, Angel McCoughtry (Atlanta)

Center, Brittney Griner (Phoenix)
 Guard, Briann January (Indiana)
 Guard, Tanisha Wright (Seattle)

ALL-DEFENSIVE TEAM SECOND TEAM

Forward, Tamika Catchings (Indiana)
 Forward, Maya Moore (Minnesota)
 Center, Sylvia Fowles (Chicago)
 Guard, Alana Beard (Los Angeles)
 Guard, Danielle Robinson (San Antonio)

ROOKIE OF THE YEAR

Forward, Chiney Ogumike (Connecticut)

ALL-ROOKIE TEAM

Forward, Chiney Ogumike (Connecticut)
 Guard, Odyssey Sims (Tulsa)
 Guard/Forward, Kayla McBride (San Antonio)
 Guard, Bria Hartley (Washington)
 Forward, Alyssa Thomas (Connecticut)

MOST IMPROVED PLAYER

Guard, Skylar Diggins (Tulsa)

SIXTH WOMAN OF THE YEAR

Guard, Allie Quigley (Chicago)

COACH OF THE YEAR

Sandy Brondello (Phoenix)

KIM PERROT SPORTSMANSHIP AWARD

Becky Hammon (San Antonio)

PEAK PERFORMERS (Statistical per game leaders for points, rebounds, assists)

Forward, Maya Moore (Minnesota) – Scoring
 Center, Courtney Paris (Tulsa) – Rebounding
 Guard, Diana Taurasi (Phoenix) – Assists

2013

MOST VALUABLE PLAYER

Forward, Candace Parker (Los Angeles)

ALL-WNBA FIRST TEAM

Forward, Maya Moore (Minnesota)
 Forward, Candace Parker (Los Angeles)
 Center, Sylvia Fowles (Chicago)
 Guard, Diana Taurasi (Phoenix)
 Guard, Lindsay Whalen (Minnesota)

ALL-WNBA SECOND TEAM

Forward, Tamika Catchings (Indiana)
 Forward, Elena Delle Donne (Chicago)
 Center, Tina Charles (Connecticut)
 Guard, Angel McCoughtry (Atlanta)

WNBA | AWARD WINNERS

Guard, Seimone Augustus (Minnesota)

DEFENSIVE PLAYER OF THE YEAR

Center, Sylvia Fowles (Chicago)

ALL-DEFENSIVE TEAM FIRST TEAM

Forward, Tamika Catchings (Indiana)

Forward, Angel McCoughtry (Atlanta)

Center, Sylvia Fowles (Chicago)

Guard, Armintie Herrington (Atlanta)

Guard, Tanisha Wright (Seattle)

ALL-DEFENSIVE TEAM SECOND TEAM

Forward, Rebekkah Brunson (Minnesota)

Forward, Glory Johnson (Tulsa)

Center, Erika de Souza (Atlanta)

Guard, Briann January (Indiana)

Guard, Jia Perkins (San Antonio)

Guard Danielle Robinson (San Antonio)

ROOKIE OF THE YEAR

Forward Elena Delle Donne (Chicago)

ALL-ROOKIE TEAM

Forward/Guard Elena Delle Donne (Chicago)

Center Brittney Griner (Phoenix)

Guard Alex Bentley (Atlanta)

Center Kelsey Bone (New York)

Guard Skylar Diggins (Tulsa)

MOST IMPROVED PLAYER

Guard Shavonte Zellous (Indiana)

SIXTH WOMAN OF THE YEAR

Guard Riquna Williams (Tulsa)

COACH OF THE YEAR

Mike Thibault (Washington)

KIM PERROT SPORTSMANSHIP AWARD

Swin Cash (Chicago)

PEAK PERFORMERS (Statistical per game leaders for points, rebounds, assists)

Guard/forward Angel McCoughtry (Atlanta) – Scoring

Center Sylvia Fowles (Chicago) – Rebounding

Guard Danielle Robinson (San Antonio) -- Assists

2012

MOST VALUABLE PLAYER

Center Tina Charles (Connecticut)

ALL-WNBA FIRST TEAM

Forward Candace Parker (Los Angeles)

Forward Tamika Catchings (Indiana)

Center Tina Charles (Connecticut)
 Guard Cappie Pondexter (New York)
 Guard Seimone Augustus (Minnesota)

ALL-WNBA SECOND TEAM

Forward, Maya Moore (Minnesota)
 Forward, Sophia Young (San Antonio)
 Center, Sylvia Fowles (Chicago)
 Guard, Kristi Toliver (Los Angeles)
 Guard, Lindsay Whalen (Minnesota)

DEFENSIVE PLAYER OF THE YEAR

Forward, Tamika Catchings (Indiana)

ALL-DEFENSIVE TEAM FIRST TEAM

Forward, Tamika Catchings (Indiana)
 Forward, Sancho Lyttle (Atlanta)
 Center, Sylvia Fowles (Chicago)
 Guard, Alana Beard (Los Angeles)
 Guard, Briann January (Indiana)

ALL-DEFENSIVE TEAM SECOND TEAM

Forward, Sophia Young (San Antonio)
 Forward, Candace Parker (Los Angeles)
 Center, Tina Charles (Connecticut)
 Guard, Armintie Price (Atlanta)
 Guard, Danielle Robinson (San Antonio)

ROOKIE OF THE YEAR

Forward, Nneka Ogumike (Los Angeles)

ALL-ROOKIE TEAM

Forward, Glory Johnson (Tulsa)
 Forward, Nneka Ogumike (Los Angeles)
 Guard, Tiffany Hayes (Atlanta)
 Guard, Samantha Prahals (Phoenix)
 Guard, Riquna Williams (Tulsa)

MOST IMPROVED PLAYER

Guard, Kristi Toliver (Los Angeles)

SIXTH WOMAN OF THE YEAR

Guard, Renee Montgomery (Connecticut)

COACH OF THE YEAR

Carol Ross (Los Angeles)

KIM PERROT SPORTSMANSHIP AWARD

Kara Lawson (Connecticut)

PEAK PERFORMERS (Statiscal per game leaders for points, rebounds, assists)

Guard/forward, Angel McCoughtry (Atlanta) – Scoring
 Center, Tina Charles (Connecticut) – Rebounding
 Guard, Lindsay Whalen (Minnesota) -- Assists

WNBA | AWARD WINNERS

2011

ALL-WNBA FIRST TEAM

Forward, Tamika Catchings (Indiana)
 Forward, Angel McCoughtry (Atlanta)
 Center, Tina Charles (Connecticut)
 Guard, Diana Taurasi (Phoenix)
 Guard, Lindsay Whalen (Minnesota)

ALL-WNBA SECOND TEAM

Forward, Penny Taylor (Phoenix)
 Forward, Seimone Augustus (Minnesota)
 Center, Sylvia Fowles (Chicago)
 Guard, Sue Bird (Seattle)
 Guard, Cappie Pondexter (New York)

ALL-DEFENSIVE TEAM FIRST TEAM

Forward, Tamika Catchings (Indiana)
 Forward, Rebekkah Brunson (Minnesota)
 Center, Sylvia Fowles (Chicago)
 Guard, Tanisha Wright (Seattle)
 Guard, Angel McCoughtry (Atlanta)

ALL-DEFENSIVE TEAM SECOND TEAM

Forward, Sancho Lyttle (Atlanta)
 Forward, Swin Cash (Seattle)
 Center, Tina Charles (Connecticut)
 Guard, Armintie Price (Atlanta)
 Guard, Katie Douglas (Indiana)

ALL-ROOKIE TEAM

Maya Moore (Minnesota)
 Danielle Robinson (San Antonio)
 Courtney Vandersloot (Chicago)
 Danielle Adams (San Antonio)
 Liz Cambage (Tulsa)

COACH OF THE YEAR

Cheryl Reeve (Minnesota)

DEFENSIVE PLAYER OF THE YEAR

Center, Sylvia Fowles (Chicago)

KIM PERROT SPORTSMANSHIP AWARD

Tied vote produce co-winners: Sue Bird (Seattle) and Ruth Riley (San Antonio)

MOST IMPROVED PLAYER

Center, Kia Vaughn (New York)

MOST VALUABLE PLAYER

Forward, Tamika Catchings (Indiana)

ROOKIE OF THE YEAR

Forward, Maya Moore (Minnesota)

SIXTH WOMAN OF THE YEAR

Guard/Forward, Dewanna Bonner (Phoenix)

PEAK PERFORMERS (Statistical per game leaders for points, rebounds, assists)

Guard, Diana Taurasi (Phoenix) – Scoring

Center, Tina Charles (Connecticut) – Rebounding

Guard, Lindsay Whalen (Minnesota) -- Assists

2010

WNBA Most Valuable Player presented by Kia Motors: Lauren Jackson (Seattle Storm)

Kim Perrot Sportsmanship Award: Tamika Catchings (Indiana Fever)

WNBA Coach of the Year: Brian Agler (Seattle Storm)

WNBA Defensive Player of the Year: Tamika Catchings (Indiana Fever)

WNBA adidas Rookie of the Year: Angel McCoughtry (Atlanta Dream)

WNBA Most Improved presented by Kia Motors: Leilani Mitchell (New York Liberty)

WNBA Sixth Woman of the Year presented by Kia Motors: DeWanna Bonner (Phoenix Mercury)

WNBA adidas Rookie of the Year: Tina Charles (Connecticut Sun)

WNBA PEAK PERFORMERS

Scoring: Diana Taurasi (Phoenix Mercury)

Rebounding: Candace Parker (Los Angeles)

Assists: Sue Bird (Seattle Storm)

2010 WNBA ALL-DEFENSIVE FIRST TEAM

Tamika Catchings (Indiana Fever) Forward

Angel McCoughtry (Atlanta Dream) Forward

Sylvia Fowles (Chicago Sky) Center

Tanisha Wright (Seattle Storm) Guard

Cappie Pondexter (New York Liberty) Guard

2010 WNBA ALL-DEFENSIVE SECOND TEAM

Lauren Jackson (Seattle Storm) Forward/Center

Rebekkah Brunson (Minnesota Lynx) Forward

Sancho Lyttle (Atlanta Dream) Forward

Lindsey Harding (Washington Mystics) Guard

Tully Bevilacqua (Indiana Fever) Guard

Katie Douglas (Indiana Fever) Guard

2010 ALL-WNBA FIRST TEAM

Lauren Jackson (Seattle Storm) Forward-Center

Tamika Catchings (Indiana Fever) Forward

Sylvia Fowles (Chicago Sky) Center

Cappie Pondexter (New York Liberty) Guard

Diana Taurasi (Phoenix Mercury) Guard

2010 ALL-WNBA SECOND TEAM

Crystal Langhorne (Washington Mystics) Forward-Center

Angel McCoughtry (Atlanta Dream) Forward-Center

Tina Charles (Connecticut Sun) Center

Sue Bird (Seattle Storm) Guard

WNBA | AWARD WINNERS

Katie Douglas (Indiana Fever) Guard

All-Rookie Team

Tina Charles (Connecticut Sun) Center

Monica Wright (Minnesota Lynx) Guard/Forward

Epiphanny Prince (Chicago Sky) Guard

Kalana Greene (New York Liberty) Guard

Kelsey Griffin (Connecticut Sun) Forward

2009

ALL-WNBA FIRST TEAM (SELECTED BY POSITION)

Forward Diana Taurasi (Phoenix Mercury)

Forward Tamika Catchings (Indiana Fever)

Forward/Center Lauren Jackson (Seattle Storm)

Guard Becky Hammon (San Antonio Silver Stars)

Guard Cappie Pondexter (Phoenix Mercury)

ALL-WNBA SECOND TEAM (SELECTED BY POSITION)

Guard/Forward Candace Parker (Los Angeles Sparks)

Forward Sophia Young (San Antonio Silver Stars)

Center Lisa Leslie (Los Angeles Sparks)

Guard Katie Douglas (Indiana Fever)

Guard Deanna Nolan (Detroit Shock)

WNBA Most Valuable Player presented by Kia Motors: Diana Taurasi (Phoenix Mercury)

Kim Perrot Sportsmanship Award: Kara Laweson (Sacramento Monarchs)

WNBA Coach of the Year: Marynell Meadors (Atlanta Dream)

WNBA Defensive Player of the Year: Tamika Catchings (Indiana Fever)

WNBA adidas Rookie of the Year: Angel McCoughtry (Atlanta Dream)

WNBA Most Improved presented by Kia Motors: Crystal Langhorne (Washington Mystics)

WNBA Sixth Woman of the Year presented by Kia Motors: DeWanna Bonner (Phoenix Mercury)

PEAK PERFORMERS

Scoring: Diana Taurasi (Phoenix Mercury)

Rebounding: Candace Parker (Los Angeles Sparks)

Assists: Sue Bird (Seattle Storm)

ALL-DEFENSIVE FIRST TEAM (SELECTED BY POSITION)

Forward Tamika Catchings (Indiana Fever)

Forward/Center Lauren Jackson (Seattle Storm)

Center/Forward Nicky Anosike (Minnesota Lynx)

Guard Tanisha Wright Seattle (Storm)

Guard Tully Bevilacqua Indiana (Fever)

ALL-DEFENSIVE SECOND TEAM (SELECTED BY POSITION)

Forward Sancho Lyttle (Atlanta Dream)

Forward Angel McCoughtry (Atlanta Dream)

Center Lisa Leslie (Los Angeles Sparks)

Guard/Forward Candace Parker (Los Angeles Sparks)

Guard Alana Beard (Washington Mystics)

Guard Deanna Nolan (Detroit Shock)

ALL-ROOKIE TEAM PRESENTED BY HANNS-G

Forward Angel McCoughtry (Atlanta Dream)
 Guard/Forward DeWanna Bonner (Phoenix Mercury)
 Guard Shavonte Zellous (Detroit Shock)
 Guard Renee Montgomery (Minnesota Lynx)
 Guard Marissa Coleman (Washington Mystics)

2008

ALL-WNBA FIRST TEAM (SELECTED BY POSITION)

Forward Candace Parker (Los Angeles Sparks)
 Forward Sophia Young (San Antonio Silver Stars)
 Center Lisa Leslie (Los Angeles Sparks)
 Guard Diana Taurasi (Phoenix Mercury)
 Guard Lindsay Whalen (Connecticut Sun)

ALL-WNBA SECOND TEAM (SELECTED BY POSITION)

Forward Asjha Jones (Connecticut Sun)
 Forward Deanna Nolan (Detroit Shock)
 Center Lauren Jackson (Seattle Storm)
 Guard Becky Hammon (San Antonio Silver Stars)
 Guard Sue Bird (Seattle Storm)

WNBA Most Valuable Player presented by T-Mobile: Candace Parker (Los Angeles Sparks)

Kim Perrot Sportsmanship Award: Vickie Johnson (San Antonio Silver Stars)

WNBA Coach of the Year presented by AOL.com: Mike Thibault (Connecticut Sun)

WNBA Defensive Player of the Year: Lisa Leslie (Los Angeles Sparks)

WNBA Rookie of the Year presented by HANNS-G: Candace Parker (Los Angeles Sparks)

WNBA Most Improved: Ebony Hoffman (Indiana Fever)

WNBA Sixth Woman of the Year: Candice Wiggins (Minnesota Lynx)

PEAK PERFORMERS

Scoring: Diana Taurasi (Phoenix Mercury)

Rebounding: Candace Parker (Los Angeles Sparks)

Assists: Lindsay Whalen (Connecticut Sun)

ALL-DEFENSIVE FIRST TEAM (SELECTED BY POSITION)

Forward Tamika Catchings (Indiana Fever)
 Forward Sophia Young (San Antonio Silver Stars)
 Center Lisa Leslie (Los Angeles Sparks)
 Guard Tully Bevilaqua (Indiana Fever)
 Guard Ticha Penicheiro (Sacramento Monarchs)

ALL-DEFENSIVE SECOND TEAM (SELECTED BY POSITION)

Forward Lauren Jackson (Seattle Storm)
 Forward Rebekkah Brunson (Sacramento Monarchs)
 Center Sylvia Fowles (Chicago Sky)
 Guard Katie Smith (Detroit Shock)
 Guard Deanna Nolan (Detroit Shock)

ALL-ROOKIE TEAM PRESENTED BY HANNS-G

Forward Candace Parker (Los Angeles Sparks)

WNBA | AWARD WINNERS

Guard Candice Wiggins (Minnesota Lynx)
 Center Sylvia Fowles (Chicago Sky)
 Center Nicky Anosike (Minnesota Lynx)
 Guard Matee Ajavon (Houston Comets)
 Forward Amber Holt (Connecticut Sun)

2007

ALL-WNBA FIRST TEAM (SELECTED BY POSITION)

Forward Diana Taurasi (Phoenix Mercury)
 Forward Penny Taylor (Phoenix Mercury)
 Center Lauren Jackson (Seattle Storm)
 Guard Becky Hammon (San Antonio Silver Stars)
 Guard Deanna Nolan (Detroit Shock)

ALL-WNBA SECOND TEAM (SELECTED BY POSITION)

Forward Tamika Catchings (Indiana Fever)
 Forward Sophia Young (San Antonio Silver Stars)
 Center Tina Thompson (Houston Comets)
 Guard Kaite Douglas (Connecticut Sun)
 Guard Seimone Augustus (Minnesota Lynx)

WNBA MVP: Lauren Jackson (Seattle Storm)

Kim Perrot Sportsmanship Award: Tully Bevilacqua (Indiana Fever)

WNBA Coach of the Year presented by AOL.com: Dan Hughes (San Antonio Silver Stars)

WNBA Defensive Player of the Year: Lauren Jackson (Seattle Storm)

WNBA Rookie of the Year: Armintie Price (Chicago Sky)

WNBA Most Improved: Janel McCarville (New York Liberty)

WNBA Sixth Woman of the Year: Plenette Pierson (Detroit Shock)

PEAK PERFORMERS

Scoring: Lauren Jackson (Seattle Storm)

Rebounding: Lauren Jackson (Seattle Storm)

Assists: Becky Hammon (San Antonio Silver Stars)

ALL-DEFENSIVE FIRST TEAM (SELECTED BY POSITION)

Forward Alana Beard (Washington Mystics)
 Forward Tamika Catchings (Indiana Fever)
 Center Lauren Jackson (Seattle Storm)
 Guard Deanna Nolan (Detroit Shock)
 Guard Katie Douglas (Connecticut Sun)

ALL-DEFENSIVE SECOND TEAM (SELECTED BY POSITION)

Forward Rebekkah Brunson (Sacramento Monarchs)
 Center Margo Dydek (Connecticut Sun)
 Guard Loree Moore (New York Liberty)
 Guard Tully Bevilacqua (Indiana Fever)
 Guard Chelsea Newton (Sacramento Monarchs)

ALL-ROOKIE TEAM

Guard Armintie Price (Chicago Sky)
 Forward Sidney Spencer (Los Angeles Sparks)
 Guard Lindsey Harding (Minnesota Lynx)

Forward Camille Little (San Antonio Silver Stars)
 Guard Marta Fernandez (Los Angeles Sparks)

2006

ALL-WNBA FIRST TEAM (SELECTED BY POSITION)

Forward Tamika Catchings (Indiana Fever)
 Forward Lauren Jackson (Seattle Storm)
 Center Lisa Leslie Los (Angeles Sparks)
 Guard Katie Douglas (Connecticut Sun)
 Guard Diana Taurasi (Phoenix Mercury)

ALL-WNBA SECOND TEAM (SELECTED BY POSITION)

Forward Cheryl Ford (Indiana Fever)
 Forward Sheryl Swoopes (Los Angeles Sparks)
 Center Taj McWilliams-Franklin (Connecticut Sun)
 Guard Alana Beard (Washington Mystics)
 Guard Seimone Augustus (Minnesota Lynx)

WNBA MVP: Lisa Leslie (Los Angeles Sparks)

Kim Perrot Sportsmanship Award: Dawn Staley (Houston Comets)

WNBA Coach of the Year presented by AOL.com: Mike Thibault (Connecticut Sun)

WNBA Defensive Player of the Year: Tamika Catchings (Indiana Fever)

WNBA Rookie of the Year: Seimone Augustus (Minnesota Lynx)

WNBA Most Improved: Erin Buescher (Sacramento Monarchs)

PEAK PERFORMERS

Scoring: Diana Taurasi (Phoenix Mercury)

Rebounding: Cheryl Ford (Detroit Shock)

Assists: Nikki Teasley (Washington Mystics)

ALL-DEFENSIVE FIRST TEAM (SELECTED BY POSITION)

Forward Sheryl Swoopes (Houston Comets)
 Forward Tamika Catchings (Indiana Fever)
 Center Lisa Leslie (Los Angeles Sparks)
 Guard Tully Bevilaqua (Indiana Fever)
 Guard Katie Douglas (Connecticut Sun)

ALL-DEFENSIVE SECOND TEAM (SELECTED BY POSITION)

Forward Cheryl Ford (Detroit Shock)
 Forward Yolanda Griffith (Sacramento Monarchs)
 Center Margo Dydek (Connecticut Sun)
 Guard Alana Beard (Washington Mystics)
 Guard Deanna Nolan (Detroit Shock)

ALL-ROOKIE TEAM

Sophia Young (San Antonio Silver Stars)
 Monique Currie (Charlotte Sting)
 Candice Dupree (Chicago Sky)
 Seimone Augustus (Minnesota Lynx)
 Cappie Pondexter (Phoenix Mercury)

WNBA | AWARD WINNERS

2005

ALL-WNBA FIRST TEAM PRESENTED BY BUD LIGHT (SELECTED BY POSITION)

Forward Sheryl Swoopes (Houston Comets)
 Forward Lauren Jackson (Seattle Storm)
 Center Yolanda Griffith (Sacramento Monarchs)
 Guard Deanna Nolan (Detroit Shock)
 Guard Sue Bird (Seattle Storm)

ALL-WNBA SECOND TEAM PRESENTED BY BUD LIGHT (SELECTED BY POSITION)

Forward Tamika Catchings (Indiana Fever)
 Forward Taj McWilliams-Franklin (Connecticut Sun)
 Center Lisa Leslie (Los Angeles Sparks)
 Guard Becky Hammon (New York Liberty)
 Guard Diana Taurasi (Phoenix Mercury)

WNBA MVP: Sheryl Swoopes (Houston Comets)

KimPerrot Sportsmanship Award presented by Secret: Taj McWilliams-Franklin (Connecticut Sun)

WNBA Coach of the Year: John Whisenant (Sacramento Monarchs)

WNBA Defensive Player of the Year by Tampax: Tamika Catchings (Indiana Fever)

WNBA Rookie of the Year: Temeka Johnson (Washington Mystics)

WNBA Most Improved: Nicole Powell (Sacramento Monarchs)

BUD LIGHT PEAK PERFORMERS:

Scoring: Sheryl Swoopes (Houston Comets)
 Rebounding: Cheryl Ford (Detroit Shock)

Cascade Dish and Assist: Sue Bird (Seattle Storm)

ALL-DEFENSIVE FIRST TEAM (SELECTED BY POSITION)

Forward Sheryl Swoopes (Houston Comets)
 Forward Tamika Catchings (Indiana Fever)
 Center Yolanda Griffith (Sacramento Monarchs)
 Guard Tully Bevilaqua (Indiana Fever)
 Guard Katie Douglas (Connecticut Sun)

ALL-DEFENSIVE SECOND TEAM (SELECTED BY POSITION)

Forward Lauren Jackson (Seattle Storm)
 Forward Taj McWilliams-Franklin (Connecticut Sun)
 Center Lisa Leslie (Los Angeles Sparks)
 Guard Alana Beard (Washington Mystics)
 Guard Deanna Nolan (Detroit Shock)

ALL-ROOKIE TEAM

Temeka Johnson (Washington Mystics)
 Tan White (Indiana Fever)
 Katie Feenstra (San Antonio Silver Stars)
 Chelsea Newton (Sacramento Monarchs)
 Kara Braxton (Detroit Shock)

2004

ALL-WNBA FIRST TEAM PRESENTED BY BUD LIGHT (SELECTED BY POSITION)

Forward Lauren Jackson (Seattle Storm)
 Forward Tina Thompson (Houston Comets)
 Center Lisa Leslie (Los Angeles Sparks)
 Guard Diana Taurasi (Phoenix Mercury)
 Guard Sue Bird (Seattle Storm)

ALL-WNBA SECOND TEAM PRESENTED BY BUD LIGHT (SELECTED BY POSITION)

Forward Tamika Catchings (Indiana Fever)
 Forward Swin Cash (Detroit Shock)
 Center Yolanda Griffith (Sacramento Monarchs)
 Guard Nikki Teasley (Los Angeles Sparks)
 Guard Nykesha Sales (Connecticut Sun)

WNBA MVP presented by General Motors: Lisa Leslie (Los Angeles Sparks)

Kim Perrot Sportsmanship Award presented by Secret: Teresa Edwards (Minnesota Lynx)

WNBA Coach of the Year: Suzie McConnell Serio (Minnesota Lynx)

WNBA Defensive Player of the Year by Tampax: Lisa Leslie (Los Angeles Sparks)

WNBA Rookie of the Year: Diana Taurasi (Phoenix Mercury)

WNBA Most Improved Player: Kelly Miller/Wendy Palmer (Indiana Fever/Connecticut Sun)

BUD LIGHT PEAK PERFORMERS

Scoring: Lauren Jackson (Seattle Storm)

Rebounding: Lisa Leslie (Los Angeles Sparks)

2003

ALL-WNBA FIRST TEAM PRESENTED BY BUD LIGHT (SELECTED BY POSITION)

Forward Lauren Jackson (Seattle Storm)
 Forward Tamika Catchings (Indiana Fever)
 Center Lisa Leslie (Los Angeles Sparks)
 Guard Katie Smith (Minnesota Lynx)
 Guard Sue Bird (Seattle Storm)

ALL-WNBA SECOND TEAM PRESENTED BY BUD LIGHT (SELECTED BY POSITION)

Forward Sheryl Swoopes (Houston Comets)
 Forward Swin Cash (Detroit Shock)
 Center Cheryl Ford (Detroit Shock)
 Guard Nikki Teasley (Los Angeles Sparks)
 Guard Deanna Nolan (Detroit Shock)

WNBA MVP presented by Chevy:

Kim Perrot Sportsmanship Award presented by Secret: Edna Campbell (Sacramento Monarchs)

WNBA Coach of the Year: Bill Laimbeer (Detroit Shock)

WNBA Defensive Player of the Year: Sheryl Swoopes (Houston Comets)

WNBA Rookie of the Year: Cheryl Ford (Detroit Shock)

WNBA Most Improved Player: Michelle Snow (Houston Comets)

BUD LIGHT PEAK PERFORMERS

Scoring: Lauren Jackson (Seattle Storm)

Rebounding: Chamique Holdsclaw (Washington Mystics)

WNBA | AWARD WINNERS

2002

ALL-WNBA FIRST TEAM PRESENTED BY BUD LIGHT (SELECTED BY POSITION)

Forward Tamika Catchings (Indiana Fever)
 Forward Sheryl Swoopes (Houston Comets)
 Center Lisa Leslie (Los Angeles Sparks)
 Guard Sue Bird (Seattle Storm)
 Guard Mwadi Mabika (Los Angeles Sparks)

ALL-WNBA SECOND TEAM PRESENTED BY BUD LIGHT (SELECTED BY POSITION)

Forward Tina Thompson (Houston Comets)
 Forward Chamique Holdsclaw (Washington Mystics)
 Center Tari Phillips (New York Liberty)
 Guard Katie Smith (Minnesota Lynx)
 Guard Shannon Johnson (Orlando Miracle)

WNBA MVP presented by Buick Rendezvous: Sheryl Swoopes (Houston Comets)

Kim Perrot Sportsmanship Award presented by AIG VALIC: Jennifer Gillom (Phoenix Mercury)

WNBA Coach of the Year: Marianne Stanley (Washington Mystics)

WNBA Defensive Player of the Year: Sheryl Swoopes (Houston Comets)

WNBA Rookie of the Year: Tamika Catchings (Indiana Fever)

WNBA Most Improved Player: Coco Miller (Washington Mystics)

BUD LIGHT PEAK PERFORMERS

Scoring: Chamique Holdsclaw (Washington Mystics)

Rebounding: Chamique Holdsclaw (Washington Mystics)

2001

ALL-WNBA FIRST TEAM PRESENTED BY BUD LIGHT (SELECTED BY POSITION)

Forward Katie Smith (Minnesota Lynx)
 Forward Natalie Williams (Utah Starzz)
 Center Lisa Leslie (Los Angeles Sparks)
 Guard Janeth Arcain (Houston Comets)
 Guard Merlakia Jones (Cleveland Rockers)

ALL-WNBA SECOND TEAM PRESENTED BY BUD LIGHT (SELECTED BY POSITION)

Forward Tina Thompson (Houston Comets)
 Forward Chamique Holdsclaw (Washington Mystics)
 Center Yolanda Griffith (Sacramento Monarchs)
 Guard Ticha Penicheiro (Sacramento Monarchs)
 Guard Tamecka Dixon (Los Angeles Sparks)

WNBA MVP presented by Buick Rendezvous: Lisa Leslie (Los Angeles Sparks)

Kim Perrot Sportsmanship Award presented by American General Financial Group: Sue Wicks (New York Liberty)

WNBA Coach of the Year: Dan Hughes (Cleveland Rockers)

WNBA Defensive Player of the Year: Debbie Black (Miami Sol)

WNBA Rookie of the Year: Jackie Stiles (Portland Fire)

WNBA Most Improved Player: Janeth Arcain (Houston Comets)

BUD LIGHT SHOOTING CHAMPIONS

Field Goal Percentage: Latasha Byears (Los Angeles Sparks)

Free Throw Percentage: Elena Baranova (Miami Sol)

2000
ALL-WNBA FIRST TEAM PRESENTED BY BUD LIGHT (SELECTED BY POSITION)

Forward Sheryl Swoopes (Houston Comets)
 Forward Natalie Williams (Utah Starzz)
 Center Lisa Leslie (Los Angeles Sparks)
 Guard Cynthia Cooper (Houston Comets)
 Guard Ticha Penicheiro (Sacramento Monarchs)

ALL-WNBA SECOND TEAM PRESENTED BY BUD LIGHT

Forward Katie Smith (Minnesota Lynx)
 Forward Tina Thompson (Houston Comets)
 Center Yolanda Griffith (Sacramento Monarchs)
 Guard Teresa Weatherspoon (New York Liberty)
 Guard Betty Lennox (Minnesota Lynx)
 Shannon Johnson (Orlando Miracle)

WNBA Defensive Player of the Year: Sheryl Swoopes (Houston Comets)

WNBA Coach of the Year: Michael Cooper, (Los Angeles Sparks)

WNBA MVP presented by Buick: Sheryl Swoopes (Houston Comets)

Kim Perrot Sportsmanship Award presented by American General: Suzie McConnell Serio (Cleveland Rockers)

WNBA Most Improved Player: Tari Phillips (New York Liberty)

WNBA Rookie of the Year: Betty Lennox (Minnesota Lynx)

American Express Small Business Services WNBA Entrepreneurial Achievement Award: Monica Lamb (Houston Comets)

BUD LIGHT SHOOTING CHAMPIONS

Field Goal Percentage: Muriel Page (Washington Mystics)

Free Throw Percentage: Jennifer Azzi (Utah Starzz)

1999
ALL-WNBA FIRST TEAM (SELECTED BY POSITION)

Forward Sheryl Swoopes (Houston Comets)
 Forward Natalie Williams (Utah Starzz)
 Center Yolanda Griffith (Sacramento Monarchs)
 Guard Cynthia Cooper (Houston Comets)
 Guard Ticha Penicheiro (Sacramento Monarchs)

ALL-WNBA SECOND TEAM

Forward Chamique Holdsclaw (Washington Mystics)
 Forward Tina Thompson (Houston Comets)
 Center Lisa Leslie (Los Angeles Sparks)
 Guard Teresa Weatherspoon (New York Liberty)
 Guard Shannon Johnson (Orlando Miracle)

WNBA Defensive Player of the Year: Yolanda Griffith (Sacramento Monarchs)

WNBA Coach of the Year: Van Chancellor (Houston Comets)

WNBA MVP: Yolanda Griffith (Sacramento Monarchs)

WNBA Sportsmanship Award: Dawn Staley (Charlotte Sting)

WNBA Newcomer of the Year: Yolanda Griffith (Sacramento Monarchs)

WNBA Rookie of the Year: Chamique Holdsclaw (Washington Mystics)

American Express Small Business Services: WNBA Entrepreneurial Award: Dawn Staley (Charlotte Sting)

BUD LIGHT SHOOTING CHAMPIONS

Field Goal Percentage: Muriel Page (Washington Mystics)

WNBA | AWARD WINNERS

Free Throw Percentage: Eva Nemcova (Cleveland Rockers)

1998

ALL-WNBA FIRST TEAM (SELECTED BY POSITION)

Forward Tina Thompson (Houston Comets)
 Forward Sheryl Swoopes (Houston Comets)
 Center Jennifer Gillom (Phoenix Mercury)
 Guard Suzie McConnell Serio (Cleveland Rockers)
 Guard Cynthia Cooper (Houston Comets)

ALL-WNBA SECOND TEAM

Forward Eva Nemcova (Cleveland Rockers)
 Forward Cindy Brown (Detroit Shock)
 Center Lisa Leslie (Los Angeles Sparks)
 Guard Teresa Weatherspoon (New York Liberty)
 Guard Andrea Stinson (Charlotte Sting)

WNBA Defensive Player of the Year: Teresa Weatherspoon (New York Liberty)

WNBA Coach of the Year: Van Chancellor (Houston Comets)

WNBA MVP: Cynthia Cooper (Houston Comets)

WNBA Sportsmanship Award: Suzie McConnell Serio (Cleveland Rockers)

WNBA Newcomer of the Year: Suzie McConnell Serio (Cleveland Rockers)

WNBA Rookie of the Year: Tracy Reid (Charlotte Sting)

BUD LIGHT SHOOTING CHAMPIONS

Field Goal Percentage: Isabelle Fijalkowski (Cleveland Rockers)

Free Throw Percentage: Sandy Brondello (Detroit Shock)

1997

ALL-WNBA FIRST TEAM (SELECTED BY POSITION)

Forward Eva Nemcova (Cleveland Rockers)
 Forward Tina Thompson (Houston Comets)
 Center Lisa Leslie (Los Angeles Sparks)
 Guard Cynthia Cooper (Houston Comets)
 Guard Ruthie Bolton-Holifield (Sacramento Monarchs)

ALL-WNBA SECOND TEAM

Forward Wendy Palmer (Utah Starzz)
 Forward Rebecca Lobo (New York Liberty)
 Center Jennifer Gillom (Phoenix Mercury)
 Guard Teresa Weatherspoon (New York Liberty)
 Guard Andrea Stinson (Charlotte Sting)

WNBA Defensive Player of the Year: Teresa Weatherspoon (New York Liberty)

WNBA Coach of the Year: Van Chancellor (Houston Comets)

WNBA MVP: Cynthia Cooper (Houston Comets)

WNBA Sportsmanship Award: Haixia Zheng (Los Angeles Sparks)

BUD LIGHT SHOOTING CHAMPIONS

Eastern Conference: Andrea Congreaves (Charlotte Sting)

Western Conference: Haixia Zheng (Los Angeles Sparks)

2019 WNBA OFFICIALS

Last	First	Uniform #	Last	First	Uniform #
Barnett	Issac	16	Lukanich	Katie	36
Bird	Tiffany	25	Mauer	Tom	45
Blauch	Sue	4	Moyer-Gleich	Ashley	75
Brewton	Eric	55	Pantoja	Brenda	73
Cissoko-Stephens	Fatou	15	Patillo	Toni	76
Cruse	Tiara	19	Price	Michael	39
Dawkins	Tony	24	Richardson	Randy	11
Fahy	Kevin	43	Sago	Natalie	5
Flores	Cheryl	41	Schroeder	Jenna	78
Forsberg	Maj	24	Smith	Billy	7
Graham	Janetta	44	Smith	Jeffrey	53
Greene	Tim	46	Sparrock	Kevin	49
Gulbeyan	Roy	42	Tobin	Karleena	6
Hudson	Don	57	Walker	Kurt	18
Humphrey	Daryl	8	Wooten	Jeff	62
Jarrett	Byron	21			





OPPONENTS



OPPONENTS | CHICAGO SKY & CONNECTICUT SUN



2301 S. Lake Shore Dr.
Chicago, IL 60616

Tel: 312-828-9550
Fax: 847-676-4303

Official Web Site: www.Chicagosky.net
Conference: Eastern
Arena: Allstate Arena (18,500)
Television: WCIU, The U Too

Team
Colors



Owner..... Michael Alter
Chairman & Minority Owner..... Margaret Stender
President/CEO..... Adam Fox
Chief Financial Officer..... Rommel Famatid
Vice President of Operations & Marketing..... Michelle Henstock
General Manager/Head Coach..... Amber Stokes
Assistant Coach..... Carla D. Morrow
Assistant Coach..... Awvee Storey
Strength & Conditioning Coach/Director of Basketball Operations..... Ann Crosby
Athletic Trainer..... Jodie Jeneke
Media and Communications Manager..... Kelly Kane



1 Mohegan Sun Blvd.
Uncasville, CT 06382
Tel: 860-862-4000
Fax: 860-862-4010

Official Web Site: www.connecticutsun.com
Conference: Eastern
Arena: Mohegan Sun Arena (9,518)
Radio: Webcast
TV: TBD

Team
Colors



Owner..... The Mohegan Tribe
Chief Executive Officer/Governor..... Mitchell Etesse
Vice President..... Amber Cox
Head Coach/GM..... Curt Miller
Assistant Coach..... Steve Smith
Assistant Coach..... Brandi Poole
Head Athletic Trainer..... Rosemary Ragle
Strength and Conditioning Coach..... Tim Yuhas
Media Relations Manager..... Bill Tavares
Publicist..... Jen Hildebrand

OPPONENTS | INDIANA FEVER & LOS ANGELES SPARKS



125 S. Pennsylvania Street
Indianapolis, Ind. 46204

Tel: 317-917-2500
Fax: 317-917-2799

Official Web Site: www.FeverBasketball.com
Conference: Eastern
Arena: Bankers Life Fieldhouse (9,643 | 18,165 with balcony)
Radio: 1070 The Fan | **TV:** FOX Sports Indiana

Team
Colors



Owner, Chairman and Chief Executive Officer, PS&E.....	Herbert Simon
Owner & Alternate NBA Governor	Stephen Simon
Vice Chairman	Jim Morris
President/COO, PS&E.....	Rick Fuson
President & General Manager, Fever Basketball	Kelly Krauskopf
Chief Financial Officer/Executive Vice President, PS&E.....	Kevin Bower
Head Coach.....	Pokey Chatman
Assistant Coach.....	Christie Sides
Assistant Coach.....	Jessica Miller
Athletic Trainer.....	Todd Champlin
Strength Coach.....	Chase Campbell
Director of Media Relations	Kevin Messenger
Director of Fever Digital Marketing.....	John Weiss



865 S. Figueroa St.
Suite 104
Los Angeles, CA 90017

Tel: 213-929-1300
Fax: 213 929-1325
Official Web Site: www.LASparks.com
Conference: Western
Arena: Staples Center (13,141)
TV: KDOC and Time Warner Cable SoCal 101

Team
Colors



Ownership	Investment group led by Earvin "Magic" Johnson and Mark R. Walter
President	Christine N. Simmons
Senior Vice President.....	Danita Johnson
Executive Vice President/GM.....	Penny Toler
Head Coach.....	Brian Agler
Assistant Coach.....	Tonya Edwards
Assistant Coach.....	Bobbie Kelsey
Scout/Team Manager	Thomas Archie
Head Athletic Trainer	Courtney Watson
Director, Communications	Eli Horowitz

OPPONENTS | MINNESOTA LYNX & NEW YORK LIBERTY



Target Center
600 First Avenue North
Minneapolis, MN 55403

Tel: 612-673-1600
Fax: 612-673-8407
Official Web Site: www.lynxbasketball.com
Conference: Western
Arena: Target Center
Radio: KLCH106.1 FM (BOB 106)
TV: Fox Sports North

Team
 Colors



Owner.....	Glen Taylor
Chief Executive Officer.....	Ethan Casson
President.....	Carley Knox
Executive Vice President.....	Roger Griffith
Head Coach.....	Cheryl Reeve
Assistant Coach.....	Shelley Patterson
Assistant Coach.....	James Wade
Assistant Coach.....	Walt Hopkins
Head Athletic Trainer.....	Chuck Barta
Basketball Operations Coordinator.....	Clare Duwelius
Public Relations Manager.....	Alex King



Madison Square Garden
Two Pennsylvania Plaza
New York, New York 10121-0091

Tel: 212-465-6000
Fax: 212-465-6250
Official Web Site: www.nyliberty.com
Conference: Eastern
Arena: Westchester County Center
TV: MSG Network

Team
 Colors



Owner & Executive Chairman, Madison Square Garden.....	James L. Dolan
President & CEO, Madison Square Garden.....	Andrew Lustgaren
Team President.....	Isiah Thomas
VP, Liberty Team Business Development.....	Daakeia Clarke
Head Coach.....	Katie Smith
Assistant Coach.....	Herb Williams
Director of Player & Franchise Development.....	Teresa Weatherspoon
Athletic Trainer.....	TBD
Assistant Head Trainer.....	Bandeale Talib
Manager, Communications.....	Ajah Hawley-Alexander

OPPONENTS | PHOENIX MERCURY & LAS VEGAS ACES



**201 E. Jefferson Street
Phoenix, AZ 85004**

Tel: 602-379-2000
Fax: 602-379-7540
Official Web Site: www.PhoenixMercury.com
Conference: Western
Arena: US Airways Center (9,629)
TV: FOX Sports Arizona

Team
Colors



Managing Partner	Robert Sarver
President	Jason Rowley
Executive Vice President, General Manager	Jim Pitman
Vice President, Operations	Vince Kozar
Head Coach and Vice President, Player Personnel	Sandy Brondello
Assistant Coach	Julie Hairgrove
Assistant Coach	Todd Troxel
Director of Player Development	Penny Taylor
Athletic Trainer	Alicia Yamamoto
Strength and Conditioning Coach	Jonathan Mak
Manager, Basketball Communications	Bryce Marsee



**3950 Las Vegas Blvd
Las Vegas, NV 89119**

Tel: 702-692-2237
Fax: TBD
Official Web Site: www.lasvegasaces.com
Conference: Western
Arena: Freeman Coliseum (9,000)
TV: FOX Sports Southwest

Team
Colors



Owner	MGM Resorts International
Chairman/CEO	Jim Murren
President/CEO	Bill Hornbuckle
Assistant General Manager/Strength Coach	Laura Ramus
Head Coach	Bill Laimbeer
Assistant Coach	Kelly Raimon
Assistant Coach	Vickie Johnson
Head Athletic Trainer	Laura Ramus
Public Relations Director	John Maxwell

OPPONENTS | SEATTLE STORM & DALLAS WINGS



**3421 Thorndyke Ave. W.
Seattle, WA 98119**

Team
Colors

Tel: 206-217-9622
Fax: 206-281-5817
Official Web Site: www.StormBasketball.com
Conference: Western
Arena: Key Arena (9,686)
Television: KONG 6/16
Radio: KPTK 1090 AM



Ownership	Force 10 Hoops LLC
President & GM	Alisha Valavanis
Head Coach.....	Dan Hughes
Assistant Coach.....	Gary Kloppenburg
Assistant Coach.....	Crystal Robinson
Head Athletic Trainer	Tom Spencer
Basketball Operations	Talisha Rhea
Public Relations Manager.....	Kimberly Veale



**500 E Border, Suite 250
Arlington, Texas 76010**

Team
Colors

Tel: 817-469-9464
Official Web Site: www.dallaswingsbasketball.com
Conference: Western
Arena: College Park Center (7,000)
TV: FOX Sports Southwest



Owner/Chairman	Bill Cameron
President/CEO.....	Greg Bibb
VP, Basketball Operations	Ashley Miller
Head Coach.....	Fred Williams
Assistant Coach.....	Taj McWilliams-Franklin
Assistant Coach.....	Erin Phillips
Athletic Trainer and Director of Basketball Operations.....	Allison Russell
Strength and Conditioning Coach.....	Danny Wardell
Basketball Communications Director.....	Bianca Gamex

OPPONENTS | WASHINGTON MYSTICS



601 F Street NW
Washington D.C., 20004

Tel: 202-628-3200
Fax: 202-661-5111
Official Web Site: www.WashingtonMystics.com
Conference: Eastern
Television: TBD
Arena: Verizon Center (10,100)

Team
Colors



Owner	Monumental Sports & Entertainment
Chairman	Ted Leonsis
President & Managing Partner	Sheila C. Johnson
General Manager & Head Coach	Mike Thibault
Assistant Coach	Eric Thibault
Assistant Coach	Marianne Stanley
Director of Basketball Operations	Maria Giovannetti
Athletic Trainer	Navin Hettiarachchi
Director of Corporate & Mystics Communications	Ketsia Colimon



STATE FARM ARENA



STATE FARM ARENA | GENERAL ARENA INFO

State Farm Arena
1 State Farm Dr.
Atlanta, GA 30303

The Atlanta Dream return home for the 2019 season, playing at State Farm Arena (formerly Philips Arena) again. State Farm Arena opened its doors in October 2018 following the 2nd largest renovation in NBA history. Inspired by the fans, State Farm Arena is a next-generation venue focused on experience, service and entertainment. With the NBA's third-largest center-hung scoreboard and an immersive video experience, fan-friendly food pricing and premium restaurant options, Topgolf Swing Suites and celebrity-inspired spaces accessible to every fan, the downtown Atlanta arena stakes its claim as the city's best sports and live entertainment venue.

FACTS:

Capacity: approximately 21,000 (6935 court level, 1665 balcony level)

Features: Center-hung scoreboard and video boards, mezzanine fascia ribbon boards, theatrical lighting, primarily chairback seating, club area

DIRECTIONS FROM NORTH OF ATLANTA

From North of Atlanta:

Take I-75/I-85 South, Exit at MLK Jr. Drive - Exit 248A, Merge onto MLK Jr. Drive, Cross over Ted Turner Drive, Turn right on Centennial Olympic Park Drive, Turn left on Upper Andrew Young International Boulevard, State Farm Drive is on the right past the Mercedes-Benz Stadium.

From South of Atlanta:

Take I-75/I-85 North, Exit at Andrew Young International Boulevard - Exit 248C (one way street), Turn left onto Centennial Olympic Park Drive, Cross over Marietta Street, State Farm Drive is on the right immediately past the Arena.

From East of Atlanta:

Take I-20 West, Exit at Windsor/Spring Street - Exit 56B, Turn right on Spring Street (Ted Turner Drive), Left onto MLK Jr. Drive, Turn right on Centennial Olympic Park Drive, Turn left on Upper Andrew Young International Boulevard, State Farm Drive is on the right past the Mercedes-Benz Stadium.

From West of Atlanta:

Take I-20 East, Exit at Windsor/Spring Street - Exit 56B, Turn left on Spring Street (Ted Turner Drive), Left onto MLK Jr. Drive, Turn right on Centennial Olympic Park Drive, Turn left on Upper Andrew Young International Boulevard, State Farm Drive is on the right past the Mercedes-Benz Stadium

VIA MARTA

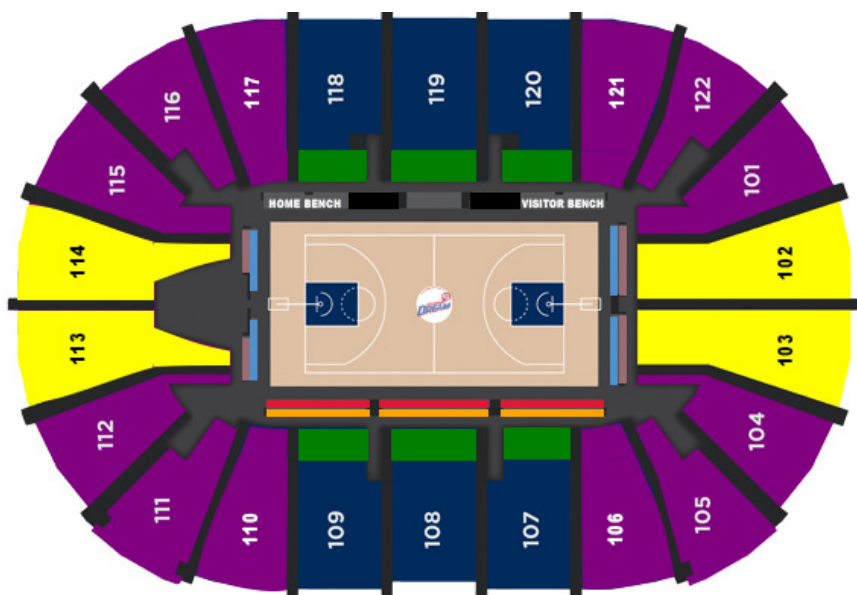
State Farm Arena is conveniently located just feet away from the Dome/GWCC/Philips Arena/CNN MARTA station. The station is located on the Green/Blue (East/West) lines. If traveling from the North or South, you will need to transfer at Five Points Station onto a Westbound train.

Once you get to the Dome station, simply follow the signs to State Farm Arena. You have the choice of going up a tall escalator or taking an elevator up to street level. A MARTA entry for State Farm Arena is across from the station exit.

DISABLED SEATING

State Farm Arena has numerous seating options for disabled and accessible seating needs guests. Contact the Atlanta Dream Box Office for more information concerning accessible seating availability and pricing.

For more information, please visit: <http://dream.wnba.com>



For 2019 Atlanta Dream season, group or single-game tickets, please call 877-977-7729 or visit www.atlantadream.net.

WE ARE ATLANTA

