

MAPPING THE GLOBAL MUSLIM POPULATION

A Report on the Size and
Distribution of the World's
Muslim Population

October 2009



PewResearchCenter

About the Pew Forum on Religion & Public Life

This report was produced by the Pew Research Center's Forum on Religion & Public Life. The Pew Forum delivers timely, impartial information on issues at the intersection of religion and public affairs. The Pew Forum is a nonpartisan, nonadvocacy organization and does not take positions on policy debates. Based in Washington, D.C., the Pew Forum is a project of the Pew Research Center, which is funded by The Pew Charitable Trusts.

This report is a collaborative effort based on the input and analysis of the following individuals:

Pew Forum on Religion & Public Life

Luis Lugo, Director

Research

Alan Cooperman, Associate Director, Research
Brian J. Grim, Senior Researcher
Mehtab S. Karim, Visiting Senior Research Fellow
Sahar Chaudhry, Research Analyst
Becky Hsu, Project Consultant
Jacqueline E. Wenger, Research Associate
Kimberly McKnight, Megan Pavlischek and
Hilary Ramp, Research Interns

Editorial

Sandra Stencel, Associate Director, Editorial
Andrea Useem, Contributing Editor
Tracy Miller, Editor
Sara Tisdale, Assistant Editor

Communications and Web Publishing

Erin O'Connell, Associate Director, Communications
Oliver Read, Web Manager
Loralei Coyle, Communications Manager
Robert Mills, Communications Associate
Liga Plaveniece, Program Coordinator

Pew Research Center

Andrew Kohut, President
Paul Taylor, Executive Vice President
Scott Keeter, Director of Survey Research
Michael Piccorossi, Director of Operations
Michael Keegan, Graphics Director
Alicia Parlapiano, Infographics Designer
Russell Heimlich, Web Developer

Pew Forum on Religion & Public Life
1615 L St., NW, Suite 700
Washington, D.C. 20036-5610
Phone (202) 419-4550
Fax (202) 419-4559
www.pewforum.org

© 2009 Pew Research Center

MAPPING THE GLOBAL MUSLIM POPULATION

A REPORT ON THE SIZE AND DISTRIBUTION OF THE WORLD'S MUSLIM POPULATION

Table of Contents

Executive Summary	1
Asia Predominates	5
Living as Majorities and Minorities	7
Sunni and Shia Populations	8
Regional Distribution of Muslims	12
Asia-Pacific	12
Middle East-North Africa	16
Sub-Saharan Africa	19
Europe	21
Americas	24
World Muslim Population by Region and Country	27
Appendix A: Methodology for Muslim Population Estimates	35
Appendix B: Methodology for Sunni-Shia Estimates	38
Appendix C: Data Sources by Country	42
Appendix D: Advisers and Consultants	56

Executive Summary

A comprehensive demographic study of more than 200 countries finds that there are 1.57 billion Muslims of all ages living in the world today, representing 23% of an estimated 2009 world population of 6.8 billion.

While Muslims are found on all five inhabited continents, more than 60% of the global Muslim population is in Asia and about 20% is in the Middle East and North Africa. However, the Middle East-North Africa region has the highest percentage of Muslim-majority countries. Indeed, more than half of the 20 countries and territories¹ in that region have populations that are approximately 95% Muslim or greater.

More than 300 million Muslims, or one-fifth of the world's Muslim population, live in countries where Islam is not the majority religion. These minority Muslim populations are often quite large. India, for example, has the third-largest population of Muslims worldwide. China has more Muslims than Syria, while Russia is home to more Muslims than Jordan and Libya combined.

Of the total Muslim population, 10-13% are Shia Muslims and 87-90% are Sunni Muslims. Most Shias (between 68% and 80%) live in just four countries: Iran, Pakistan, India and Iraq.

These are some of the key findings of *Mapping the Global Muslim Population: A Report on the Size and Distribution of the World's Muslim Population*, a new study by the Pew Research Center's Forum on Religion & Public Life. The report offers the most up-to-date and fully sourced estimates of the size and distribution of the worldwide Muslim population, including sectarian identity.

Previously published estimates of the size of the global Muslim population have ranged widely, from 1 billion to 1.8 billion.² But these commonly quoted estimates often have appeared without citations to specific sources or explanations of how the figures were generated.

The Pew Forum report is based on the best available data for 232 countries and territories. Pew Forum researchers, in consultation with nearly 50 demographers and social scientists at universities and research centers around the world, acquired and analyzed about 1,500 sources, including census reports, demographic studies and general population surveys, to arrive at these figures – the largest project of its kind to date. (See Methodology for more detail.)

¹ For a definition of "territories," see the methodology in Appendix A.

² See, for example, CIA World Factbook (<https://www.cia.gov/library/publications/the-world-factbook/geos/xx.html>); *Foreign Policy* magazine, May 2007 (http://www.foreignpolicy.com/story/cms.php?story_id=3835); Who Speaks for Islam: What a Billion Muslims Really Think, 2008 (<http://www.gallup.com/press/104206/WHO-SPEAKS-ISLAM.aspx>); Adherents.com (http://www.adherents.com/Religions_By_Adherents.html); and IslamicPopulation.com (http://www.islamicpopulation.com/world_general.html).

The Pew Forum's estimate of the Shia population (10-13%) is in keeping with previous estimates, which generally have been in the range of 10-15%. Some previous estimates, however, have placed the number of Shias at nearly 20% of the world's Muslim population.³ Readers should bear in mind that the figures given in this report for the Sunni and Shia populations are less precise than the figures for the overall Muslim population. Data on sectarian affiliation have been infrequently collected or, in many countries, not collected at all. Therefore, the Sunni and Shia numbers reported here are expressed as broad ranges and should be treated as approximate.

These findings on the world Muslim population lay the foundation for a forthcoming study by the Pew Forum, scheduled to be released in 2010, that will estimate growth rates among Muslim populations worldwide and project Muslim populations into the future. The Pew Forum plans to launch a similar study of global Christianity in 2010 as well. The Pew Forum also plans to conduct in-depth public opinion surveys on the intersection of religion and public life around the world, starting with a 19-country survey of sub-Saharan Africa scheduled to be released later this year. These forthcoming studies are part of a larger effort - the Global Religious Futures Project, jointly funded by The Pew Charitable Trusts and the John Templeton Foundation - that aims to increase people's understanding of religion around the world.

³ See, for example, IslamicWeb.com (http://www.islamicweb.com/beliefs/cults/shia_population.htm); "Shia Muslims in the Middle East," Council on Foreign Relations, June 2006 (<http://www.cfr.org/publication/10903/>); and "The Revival of Shia Islam," Vali Nasr speaking at a Pew Forum event, July 2006 (<http://pewforum.org/events/?EventID=120>).

Asia Predominates

Two-thirds of all Muslims worldwide live in the 10 countries shown below. Of the 10 countries, six are in Asia (Indonesia, Pakistan, India, Bangladesh, Iran and Turkey), three are in North Africa (Egypt, Algeria and Morocco) and one is in Sub-Saharan Africa (Nigeria).

Countries with the Largest Number of Muslims

	Estimated 2009 Muslim Population	Percentage of Population that is Muslim	Percentage of World Muslim Population
Indonesia	202,867,000	88.2%	12.9%
Pakistan	174,082,000	96.3	11.1
India	160,945,000	13.4	10.3
Bangladesh	145,312,000	89.6	9.3
Egypt	78,513,000	94.6	5.0
Nigeria	78,056,000	50.4	5.0
Iran	73,777,000	99.4	4.7
Turkey*	73,619,000	~98	4.7
Algeria	34,199,000	98.0	2.2
Morocco*	31,993,000	~99	~2

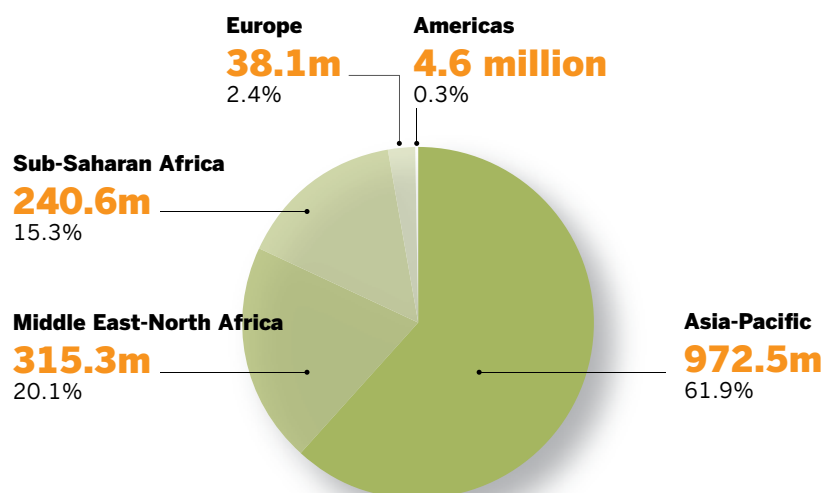
*Data for Turkey and Morocco come primarily from general population surveys, which are less reliable than censuses or large-scale demographic and health surveys for estimating minority-majority ratios (see Methodology). As a result, the percentage of the population that is Muslim in these two countries is rounded to the nearest integer.

Pew Research Center's Forum on Religion & Public Life • *Mapping the Global Muslim Population, October 2009*

The bulk of the world's Muslim population – more than six-in-ten (62%) – is located in Asia, a region that, for the purposes of this report, includes not only East Asian countries such as China but also countries as far west as Turkey. (For a complete breakdown of countries by region, see “World Muslim Population by Region and Country” on page 27.)

Muslim Population by Region

	Estimated 2009 Muslim Population	Percentage of Population that is Muslim	Percentage of World Muslim Population
Asia-Pacific	972,537,000	24.1%	61.9%
Middle East-North Africa	315,322,000	91.2	20.1
Sub-Saharan Africa	240,632,000	30.1	15.3
Europe	38,112,000	5.2	2.4
Americas	4,596,000	0.5	0.3
World Total	1,571,198,000	22.9	100.0



Note: The list of countries that make up each region can be found in the section titled "World Muslim Population by Region and Country."

Pew Research Center's Forum on Religion & Public Life • *Mapping the Global Muslim Population, October 2009*

Living as Majorities and Minorities

While 80% of the world's Muslims live in countries where Muslims are in the majority, significant numbers – about one-fifth of the world's Muslim population – live as religious minorities in their home countries. Of the roughly 317 million Muslims living as minorities, about 240 million – about three-quarters – live in five countries: India (161 million), Ethiopia (28 million), China (22 million), Russia (16 million) and Tanzania (13 million). Two of the 10 countries with the largest number of Muslims living as minorities are in Europe: Russia (16 million) and Germany (4 million).

These minority populations are often quite large. For example, India, a Hindu-majority country, has the third-largest population of Muslims worldwide. The Muslim population of Ethiopia is about as large as that of Afghanistan. China has more Muslims than Syria; Russia is home to more Muslims than Jordan and Libya combined; and Germany has more Muslims than Lebanon.

Countries with the Largest Number of Muslims Living as Minorities

	Estimated 2009 Muslim Population	Percentage of Population that is Muslim	Percentage of World Muslim Population
India	160,945,000	13.4%	10.3%
Ethiopia	28,063,000	33.9	1.8
China	21,667,000	1.6	1.4
Russia	16,482,000	11.7	1.0
Tanzania	13,218,000	30.2	0.8
Ivory Coast	7,745,000	36.7	0.5
Mozambique	5,224,000	22.8	0.3
Philippines	4,654,000	5.1	0.3
Germany*	4,026,000	~5	<1
Uganda	3,958,000	12.1	0.3

* Data for Germany come in part from general population surveys, which are less reliable than censuses or large-scale demographic and health surveys for estimating minority-majority ratios (see Methodology). As a result, the percentage of the population that is Muslim in Germany is rounded to the nearest integer.

Pew Research Center's Forum on Religion & Public Life • *Mapping the Global Muslim Population, October 2009*

Of the 232 countries and territories included in this study, 50 are Muslim-majority. Out of these, however, more than six-in-ten (62%) have a smaller Muslim population than do Russia and China individually.

The Middle East-North Africa region contains the highest percentage of Muslim-majority countries compared with other regions. Of the 20 countries and territories in the region, 17 have a population that is more than 75% Muslim, with Israel, Lebanon and Sudan being the only exceptions. In comparison, only 12 of 61 countries in Asia, 10 of 50 countries in Sub-Saharan Africa and two of 50 countries in Europe (Kosovo and Albania) are 75% or more Muslim.

Sunni and Shia Populations

An overwhelming majority of Muslims are Sunnis, while an estimated 10-13% are Shias. This report estimates that there are between 154 million and 200 million Shia Muslims in the world today.

Between 116 million and 147 million Shias live in Asia, representing about three-quarters of the world's Shia population (note that Iran is included in the Asia-Pacific region). Meanwhile, nearly a quarter of the world's Shias (36 million to 44 million) live in the Middle East-North Africa.⁴

Looked at in a different way, 12-15% of the Muslim population in the Asia-Pacific region is Shia, as is 11-14% of the Muslim population in the Middle East-North Africa region. The figures for Shias are generally given as a range because of the limitations in the secondary-source data (see Methodology for Sunni-Shia Estimates on page 38).

Most Shias (between 68% and 80%) live in four countries: Iran, Pakistan, India and Iraq. Iran has 66 million to 70 million Shias, or 37-40% of the world's total Shia population. Iraq, India and Pakistan each are home to at least 16 million Shias.

⁴The three-quarters figure for Asia was calculated by comparing the middle of the range of the estimates for Asia's Shia population (about 132 million) with the middle of the range of the estimates for the world's Shia population (about 177 million). The figure for the Middle East-North Africa was calculated by comparing the middle of the range of the estimates for the Middle East-North Africa's Shia population (about 40 million) with the middle of the range of the estimates for the world's Shia population (about 177 million).

Quick Definition: Sunnis and Shias

Sunni Muslims and Shia Muslims (also known as Shiites) comprise the two main sects within Islam. Sunni and Shia identities first formed around a dispute over leadership succession soon after the death of the Prophet Muhammad in 632 A.D. Over time, however, the political divide between the two groups broadened to include theological distinctions and differences in religious practices as well.

While the two sects are similar in many ways, they differ over conceptions of religious authority and interpretation as well as the role of the Prophet Muhammad's descendants, for example.

For readers seeking more detail on the categories used in this report, Sunnis include followers of the Hanafi, Shafi, Maliki and Hanbali schools of Islamic jurisprudence as well as the Wahhabi or Salafi movement. Shias include Ithna Asharis (Twelvers), Ismailis, Zaydis, Alevis and Alawites.

There also are a few Muslim groups that are difficult to classify as either Sunni or Shia. These include Kharijites in Oman and the Nation of Islam movement in the United States, as well as the Druze, who are located primarily in and around Lebanon. Given the relatively small numbers of people associated with such groups, this report does not provide separate figures for them, but they are included in the overall Muslim population statistics.

Readers should also note that there is no separate estimate for Sufis, whose spiritual and mystical practices have a following among both Sunnis and Shias. There are no reliable figures on the proportion of Muslims worldwide who follow Sufi practices.

Sizeable numbers of Shias (1 million or more) are found in Turkey, Yemen, Azerbaijan, Afghanistan, Syria, Saudi Arabia, Lebanon, Nigeria and Tanzania. Shias constitute a relatively small percentage of the Muslim population elsewhere in the world. About 300,000 Shias are estimated to be living in North America, including both the U.S. and Canada, constituting about 10% of North America's Muslim population.

In four countries – Iran, Azerbaijan, Bahrain and Iraq – Shia Muslims make up a majority of the total population.

Countries with More Than 100,000 Shia Muslims

	Estimated 2009 Shia Population	Approximate Percentage of Muslim Population that is Shia	Approximate Percentage of World Shia Population
Iran	66 - 70 million	90 - 95%	37 - 40%
Pakistan	17 - 26 million	10 - 15	10 - 15
India	16 - 24 million	10 - 15	9 - 14
Iraq	19 -22 million	65 - 70	11 - 12
Turkey	7 - 11 million	10 - 15	4 - 6
Yemen	8 - 10 million	35 - 40	~5
Azerbaijan	5 - 7 million	65 - 75	3 - 4
Afghanistan	3 - 4 million	10 - 15	~2
Syria	3 - 4 million	15 - 20	~2
Saudi Arabia	2 - 4 million	10 - 15	1 - 2
Nigeria	<4 million	<5	<2
Lebanon	1 - 2 million	45 - 55	<1
Tanzania	<2 million	<10	<1
Kuwait	500,000 - 700,000	20 - 25	<1
Germany	400,000 - 600,000	10 - 15	<1
Bahrain	400,000 - 500,000	65 - 75	<1
Tajikistan	~400,000	~7	<1
United Arab Emirates	300,000 - 400,000	~10	<1
United States	200,000 - 400,000	10 - 15	<1
Oman	100,000 - 300,000	5 - 10	<1
United Kingdom	100,000 - 300,000	10 - 15	<1
Bulgaria	~100,000	10 - 15	<1
Qatar	~100,000	~10	<1
World Total	154 - 200 million	10 - 13	100

Note: Countries with an estimated Shia population of less than 1% of the country's Muslim population are not listed. The figures for Shias are generally given in a range because of the limitations of the secondary-source data (see Methodology for Sunni-Shia Estimates). Figures may not sum to totals due to rounding.

More Than a Third of the World's Shia Muslims Live in Iran



Pew Research Center's Forum on Religion & Public Life • *Mapping the Global Muslim Population*, October 2009

Regional Distribution of Muslims

This report divides the world into five regions to take a closer look at the geographic distribution of Muslims. (For a list of the countries in each region, see “World Muslim Population by Region and Country” on page 27.)

The five regions are presented in descending order of Muslim population, with the region with the highest number of Muslims (Asia-Pacific) appearing first and the region with the lowest number of Muslims (Americas) appearing last.

Asia-Pacific (61 countries and territories)

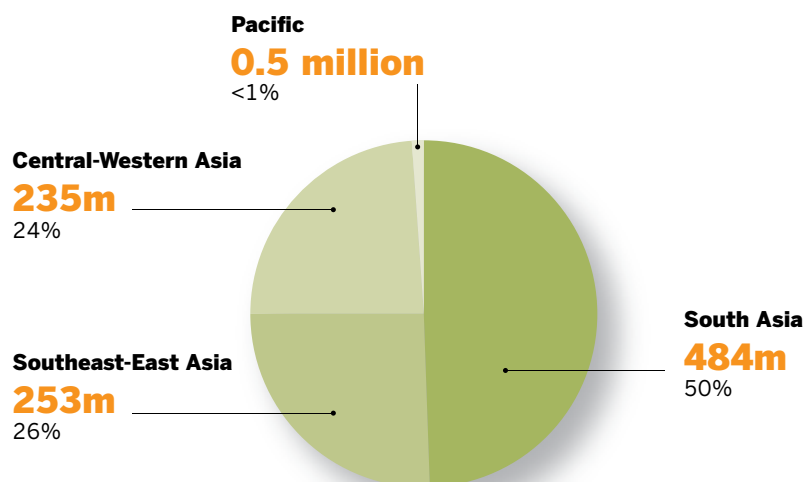
Muslims living in the Asia-Pacific region constitute 62% of all Muslims worldwide.

The six Asian countries with the largest Muslim populations are: Indonesia (203 million), Pakistan (174 million), India (161 million), Bangladesh (145 million), Iran (74 million) and Turkey (74 million). Together these six countries are home to about 85% of Asia’s Muslim population and more than half (53%) of the global Muslim population.

About half of the Muslim population within Asia lives in South Asia (50%) and the remainder are somewhat equally divided between Southeast-East Asia (26%) and Central-Western Asia (24%). Very few Muslims, however, live in the Pacific (<1%).⁵

⁵ In this report, South Asia includes seven countries: Bangladesh, Bhutan, India, Maldives, Nepal, Pakistan and Sri Lanka. Southeast-East Asia includes 19 countries: Brunei, Burma (Myanmar), Cambodia, China, Hong Kong, Indonesia, Japan, Laos, Macau, Malaysia, Mongolia, North Korea, Philippines, Singapore, South Korea, Taiwan, Thailand, Timor-Leste and Vietnam. Central-Western Asia includes 11 countries: Afghanistan, Armenia, Azerbaijan, Cyprus, Iran, Kazakhstan, Kyrgyzstan, Tajikistan, Turkey, Turkmenistan and Uzbekistan. The Pacific includes 24 countries: American Samoa, Australia, Cook Islands, Federated States of Micronesia, Fiji, French Polynesia, Guam, Kiribati, Marshall Islands, Nauru, New Caledonia, New Zealand, Niue, Northern Mariana Islands, Palau, Papua New Guinea, Pitcairn Islands, Samoa, Solomon Islands, Tokelau, Tonga, Tuvalu, Vanuatu, and Wallis and Futuna.

Muslims in Asia-Pacific by Subregion



Pew Research Center's Forum on Religion & Public Life
Mapping the Global Muslim Population, October 2009

Indonesia is the country with the world's largest Muslim population (203 million); about 13% of all Muslims in the world live in Indonesia. Indonesia's Muslim population accounts for about 80% of all Muslims living in Southeast-East Asia.

In South Asia, three of the seven countries – Pakistan, India and Bangladesh – together are home to nearly a third (31%) of the world's Muslim population and 99% of South Asia's Muslim population.

Other Asian countries with more than 20 million Muslims include Afghanistan (28 million), Uzbekistan (26 million) and China (22 million). There are Muslims in every province of China, but the highest concentrations are in the west, primarily in Xinjiang, Ningxia and Gansu, with other significant populations in Henan, Qinghai, Yunnan, Hebei and Shandong. Xinjiang is the only Muslim-majority province of China, with Muslims accounting for approximately 53% of the total population.

Countries in Asia-Pacific with the Largest Number of Muslims

	Estimated 2009 Muslim Population	Percentage of Population that is Muslim	Percentage of World Muslim Population
Indonesia	202,867,000	88.2%	12.9%
Pakistan	174,082,000	96.3	11.1
India	160,945,000	13.4	10.3
Bangladesh	145,312,000	89.6	9.3
Iran	73,777,000	99.4	4.7
Turkey*	73,619,000	~98	4.7
Afghanistan	28,072,000	99.7	1.8
Uzbekistan	26,469,000	96.3	1.7
China	21,667,000	1.6	1.4
Malaysia	16,581,000	60.4	1.1
Rest of region	49,148,000	7.1	3.1
Regional Total	972,537,000	24.1	61.9
World Total	1,571,198,000	22.9	100.0

* Data for Turkey come primarily from general population surveys, which are less reliable than censuses or large-scale demographic and health surveys for estimating minority-majority ratios (see Methodology). As a result, the percentage of the population that is Muslim in Turkey is rounded to the nearest integer.

Note: Figures may not sum to totals due to rounding.

Pew Research Center's Forum on Religion & Public Life • *Mapping the Global Muslim Population, October 2009*

Distribution of Muslim Population in Asia-Pacific



Pew Research Center's Forum on Religion & Public Life • Mapping the Global Muslim Population, October 2009

Middle East-North Africa (20 countries and territories)

The Middle East-North Africa region is home to an estimated 315 million Muslims, or about 20% of the world's Muslim population. Of these, approximately 79 million live in Egypt, meaning that about one-in-four (25%) Muslims in the region live in Egypt.

More than half the countries in the Middle East-North Africa region have populations that are approximately 95% Muslim or greater. These include Algeria, Egypt, Iraq,⁶ Jordan, Kuwait, Libya, Morocco, Palestinian territories, Saudi Arabia, Tunisia, Western Sahara and Yemen. Other countries in the region also have populations with a high percentage of Muslims, including Syria (92%), Oman (88%), Bahrain (81%), Qatar (78%), United Arab Emirates (76%) and Sudan (71%). Although most of the citizens of the Persian Gulf countries of Oman, Bahrain, Qatar and United Arab Emirates are Muslim, these countries have a substantial number of non-Muslim workers who are not citizens; this brings down the total percentage of their populations that is Muslim.

North Africa is home to the three largest Muslim populations in the Middle East-North Africa region: Egypt (79 million), Algeria (34 million) and Morocco (32 million). Other countries in the region with large Muslim populations include: Iraq (30 million), Sudan (30 million), Saudi Arabia (25 million), Yemen (23 million), Syria (20 million) and Tunisia (10 million). The population of the remaining 11 countries and territories in the region – Libya, Jordan, Palestinian territories, United Arab Emirates, Kuwait, Lebanon, Oman, Israel, Qatar, Bahrain and Western Sahara – totals about 31 million.

The Palestinian territories are home to about 4 million Muslims. In addition, Israel is home to roughly 1 million Muslims, slightly more than Qatar. Although Israel has a Muslim population similar in size to those of some western European countries, Muslims constitute a much larger portion (about 17%) of its population. By comparison, the United Kingdom is home to between 1 million and 2 million Muslims, about 3% of its total population.

⁶ In Iraq and Afghanistan (Asia-Pacific), foreign military personnel or others associated with ongoing military and humanitarian operations are not included in the population estimates.

Countries in the Middle East-North Africa with the Largest Number of Muslims

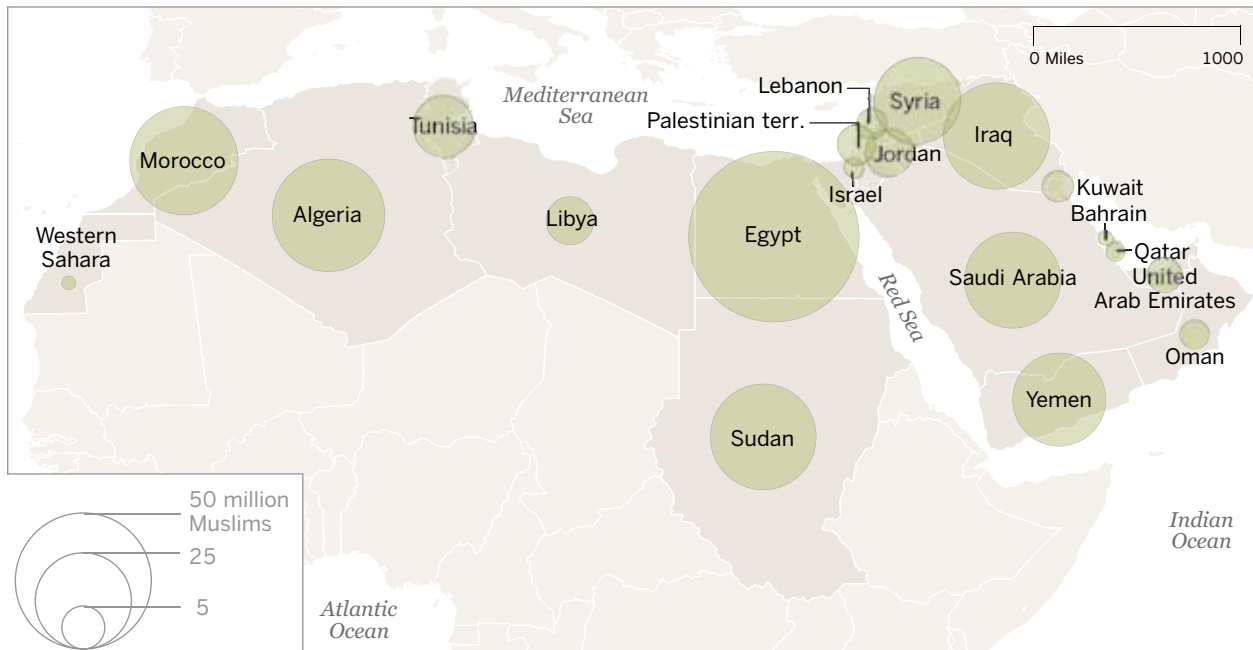
	Estimated 2009 Muslim Population	Percentage of Population that is Muslim	Percentage of World Muslim Population
Egypt	78,513,000	94.6%	5.0%
Algeria	34,199,000	98.0	2.2
Morocco*	31,993,000	~99	~2
Iraq*	30,428,000	~99	~2
Sudan	30,121,000	71.3	1.9
Saudi Arabia*	24,949,000	~97	~2
Yemen	23,363,000	99.1	1.5
Syria	20,196,000	92.2	1.3
Tunisia	10,216,000	99.5	0.7
Libya	6,203,000	96.6	0.4
Jordan	6,202,000	98.2	0.4
Rest of region	18,937,000	65.7	1.2
Regional Total	315,322,000	91.2	20.1
World Total	1,571,198,000	22.9	100.0

* Data for Morocco, Iraq and Saudi Arabia come primarily from general population surveys, which are less reliable than censuses or large-scale demographic and health surveys for estimating minority-majority ratios (see Methodology). As a result, the percentage of the population that is Muslim in these three countries is rounded to the nearest integer.

Note: Figures may not sum to totals due to rounding.

Pew Research Center's Forum on Religion & Public Life • *Mapping the Global Muslim Population, October 2009*

Distribution of Muslim Population in Middle East-North Africa



Pew Research Center's Forum on Religion & Public Life • Mapping the Global Muslim Population, October 2009

Sub-Saharan Africa (50 countries and territories)

Sub-Saharan Africa has about 241 million Muslims, which is about 15% of the world Muslim population. Nigeria has the largest Muslim population in Sub-Saharan Africa, with about 78 million Muslims (about 50% of Nigeria's total population). Almost one-in-three Muslims (about 32%) in Sub-Saharan Africa live in Nigeria. Western Africa is the only area in Sub-Saharan Africa with a Muslim majority. In contrast, the southern part of Africa has the smallest Muslim population.

Countries in Sub-Saharan Africa with the Largest Number of Muslims

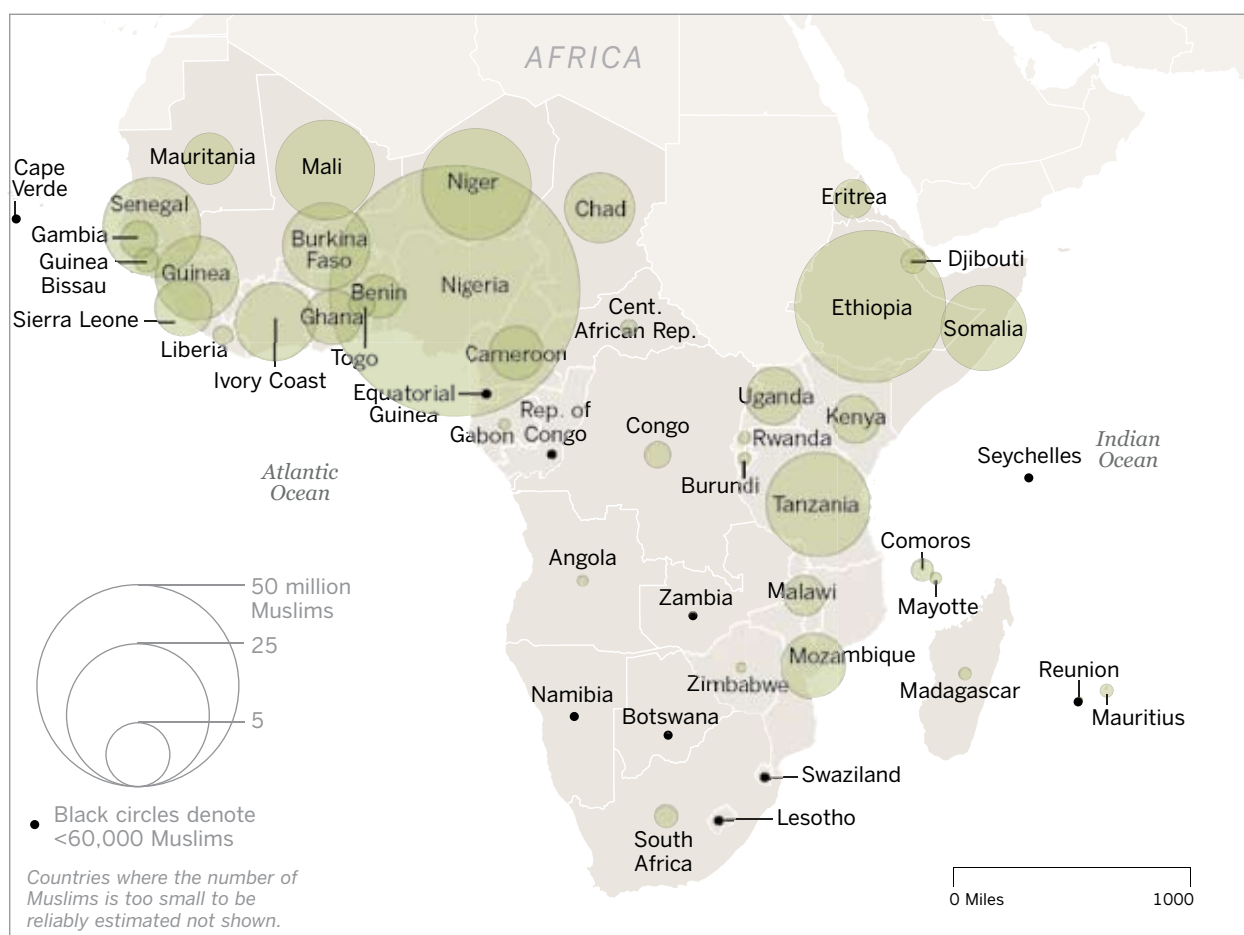
	Estimated 2009 Muslim Population	Percentage of Population that is Muslim	Percentage of World Muslim Population
Nigeria	78,056,000	50.4%	5.0%
Ethiopia	28,063,000	33.9	1.8
Niger	15,075,000	98.6	1.0
Tanzania	13,218,000	30.2	0.8
Mali	12,040,000	92.5	0.8
Senegal	12,028,000	96.0	0.8
Burkina Faso	9,292,000	59.0	0.6
Somalia	8,995,000	98.5	0.6
Guinea	8,502,000	84.4	0.5
Ivory Coast	7,745,000	36.7	0.5
Rest of region	47,618,000	11.3	3.0
Regional Total	240,632,000	30.1	15.3
World Total	1,571,198,000	22.9	100.0

Note: Figures may not sum to totals due to rounding.

Pew Research Center's Forum on Religion & Public Life • *Mapping the Global Muslim Population, October 2009*

Sub-Saharan Africa is also home to a number of countries that have very large Muslim majorities. Countries with the highest percentages of Muslim populations are: Mauritania (99%), Niger (99%), Somalia (99%), Mayotte (98%), Comoros (98%), Djibouti (97%), Senegal (96%), Gambia (95%), Mali (93%), Guinea (84%) and Sierra Leone (71%). The combined Muslim population of all these countries is about 67 million, or about 4% of the global Muslim population.

Distribution of Muslim Population in Sub-Saharan Africa



Pew Research Center's Forum on Religion & Public Life • Mapping the Global Muslim Population, October 2009

Europe (50 countries and territories)

Europe has about 38 million Muslims, constituting about 5% of its population. European Muslims make up slightly more than 2% of the world's Muslim population.

Readers should bear in mind that estimates of the numbers of Muslims in Europe vary widely because of the difficulty of counting new immigrants. Nevertheless, it is clear that most European Muslims live in eastern and central Europe. The country with the largest Muslim population in Europe is Russia, with more than 16 million Muslims, meaning that more than four-in-ten European Muslims live in Russia. While most Muslims in western Europe are relatively recent immigrants (or children of immigrants) from Turkey, North Africa or South Asia, most of those in Russia, Albania, Kosovo, Bosnia-Herzegovina and Bulgaria belong to populations that are centuries old, meaning that more than six-in-ten European Muslims are indigenous.

Despite the limitations of the underlying data for Europe, it appears that Germany is home to more than 4 million Muslims – almost as many as North and South America combined. This means that Germany has more Muslims than Lebanon (between 2 million and 3 million) and more than any other country in western Europe. This also puts Germany among the top-10 countries with the largest number of Muslims living as a minority population. While France has a slightly higher percentage of Muslims than Germany, this study finds that it has slightly fewer Muslims overall.⁷ The United Kingdom is home to fewer than 2 million Muslims, about 3% of its total population.

The European countries with the highest concentration of Muslims are located in eastern and central Europe: Kosovo (90%), Albania (80%), Bosnia-Herzegovina (40%) and Republic of Macedonia (33%). Greece is about 3% Muslim, while Spain is about 1% Muslim. Italy has one of the smallest populations of Muslims in Europe, with less than 1% of its population being Muslim.⁸

⁷This report estimates that France's Muslim population is between 3 million and 4 million based on recent immigrant data and a 2005 Generations and Gender Survey projected forward to 2009. Other sources, including the U.S. State Department, CIA World Factbook, World Religion Database and general population surveys, have variously estimated the Muslim population of France at between 2.5 million and 6 million.

⁸Figures for Italy come from the 2004 European Social Survey. Similar estimates were found in other general population surveys, including the 2002 and 2007 Pew Research Center's Global Attitudes Projects surveys. However, other sources have variously estimated Italy's Muslim population at between 30,000 and 1.5 million.

Countries in Europe with the Largest Number of Muslims

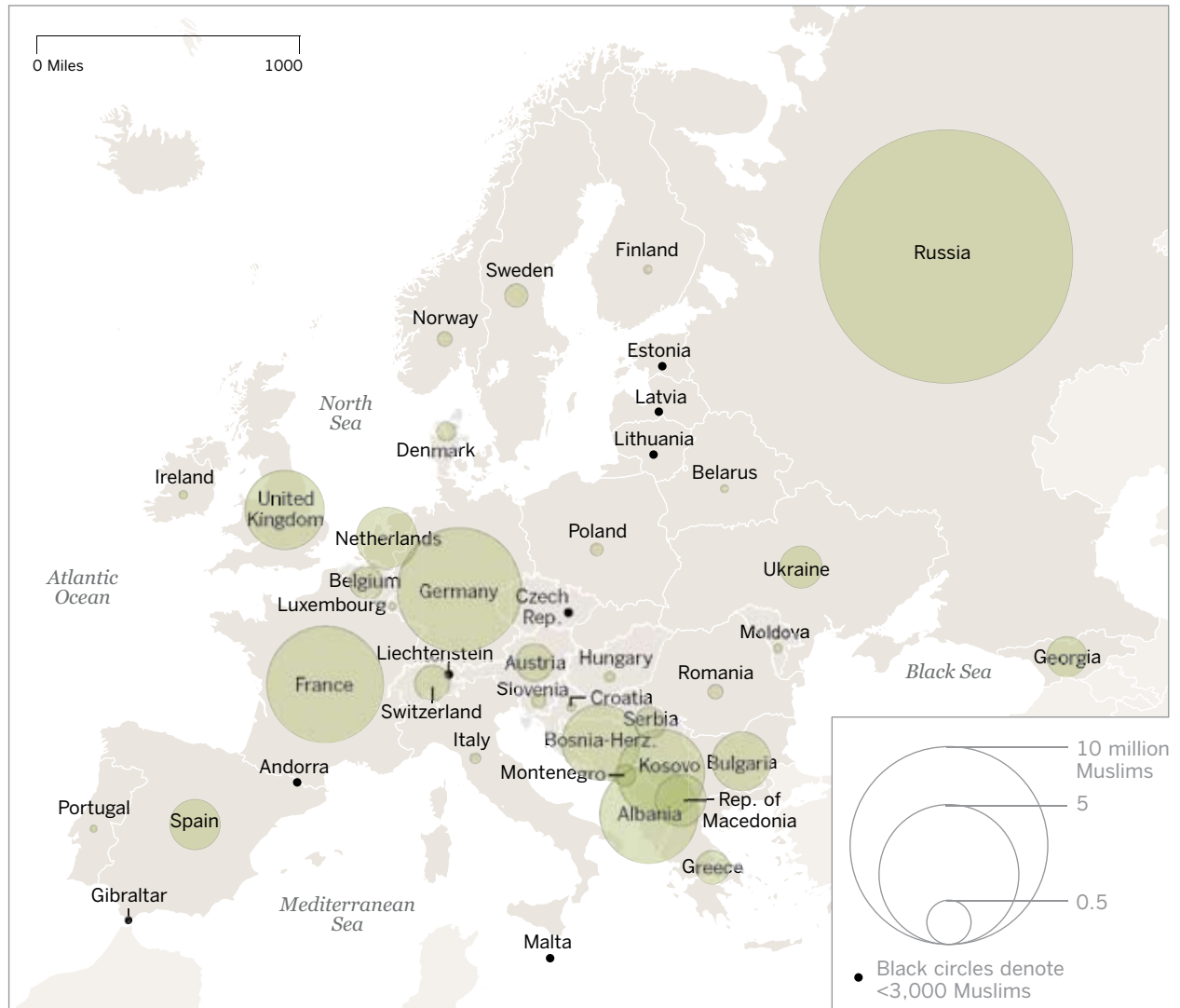
	Estimated 2009 Muslim Population	Percentage of Population that is Muslim	Percentage of World Muslim Population
Russia	16,482,000	11.7%	1.0%
Germany*	4,026,000	~5	<1
France*	3,554,000	~6	<1
Albania	2,522,000	79.9	0.2
Kosovo	1,999,000	89.6	0.1
United Kingdom	1,647,000	2.7	0.1
Bosnia-Herzegovina*	1,522,000	~40	<1
Netherlands	946,000	5.7	0.1
Bulgaria	920,000	12.2	0.1
Republic of Macedonia	680,000	33.3	<0.1
Rest of region	3,814,000	1.1	0.2
Regional Total	38,112,000	5.2	2.4
World Total	1,571,198,000	22.9	100.0

* Data for Germany, France and Bosnia-Herzegovina come primarily from general population surveys, which are less reliable than censuses or large-scale demographic and health surveys for estimating minority-majority ratios (see Methodology). As a result, the percentage of the population that is Muslim in these three countries is rounded to the nearest integer.

Note: Figures may not sum to totals due to rounding.

Pew Research Center's Forum on Religion & Public Life • *Mapping the Global Muslim Population, October 2009*

Distribution of Muslim Population in Europe



Pew Research Center's Forum on Religion & Public Life • Mapping the Global Muslim Population, October 2009

The Americas (51 countries and territories)

Of the approximately 4.6 million Muslims in the Americas, more than half, or about 2.5 million, live in the United States.⁹ But Canada has more than double the percentage of Muslims in the United States. Two percent of Canadians, about 700,000 people, are Muslim; in contrast, 0.8% of the U.S. population is Muslim.

Suriname is the country in the region with the largest Muslim population percentage, at about 16%. Guyana is next, at about 7% Muslim, and Trinidad and Tobago is about 6% Muslim. Argentina, with about 800,000 Muslims, is home to the largest number of Muslims in South America. Less than 1% of Mexico's population is Muslim.

⁹There has been considerable debate over the exact number of Muslims in the United States. The 2.5 million figure is a projection for 2009 based on the Pew Research Center's 2007 survey "Muslim Americans: Middle Class and Mostly Mainstream" (<http://pewforum.org/surveys/muslim-american/>) and available Census Bureau data (<http://factfinder.census.gov/>), adjusted for U.S. population growth. For a discussion of the larger debate, see <http://pewresearch.org/pubs/532/questions-muslim-survey>.

Countries in the Americas with the Largest Number of Muslims

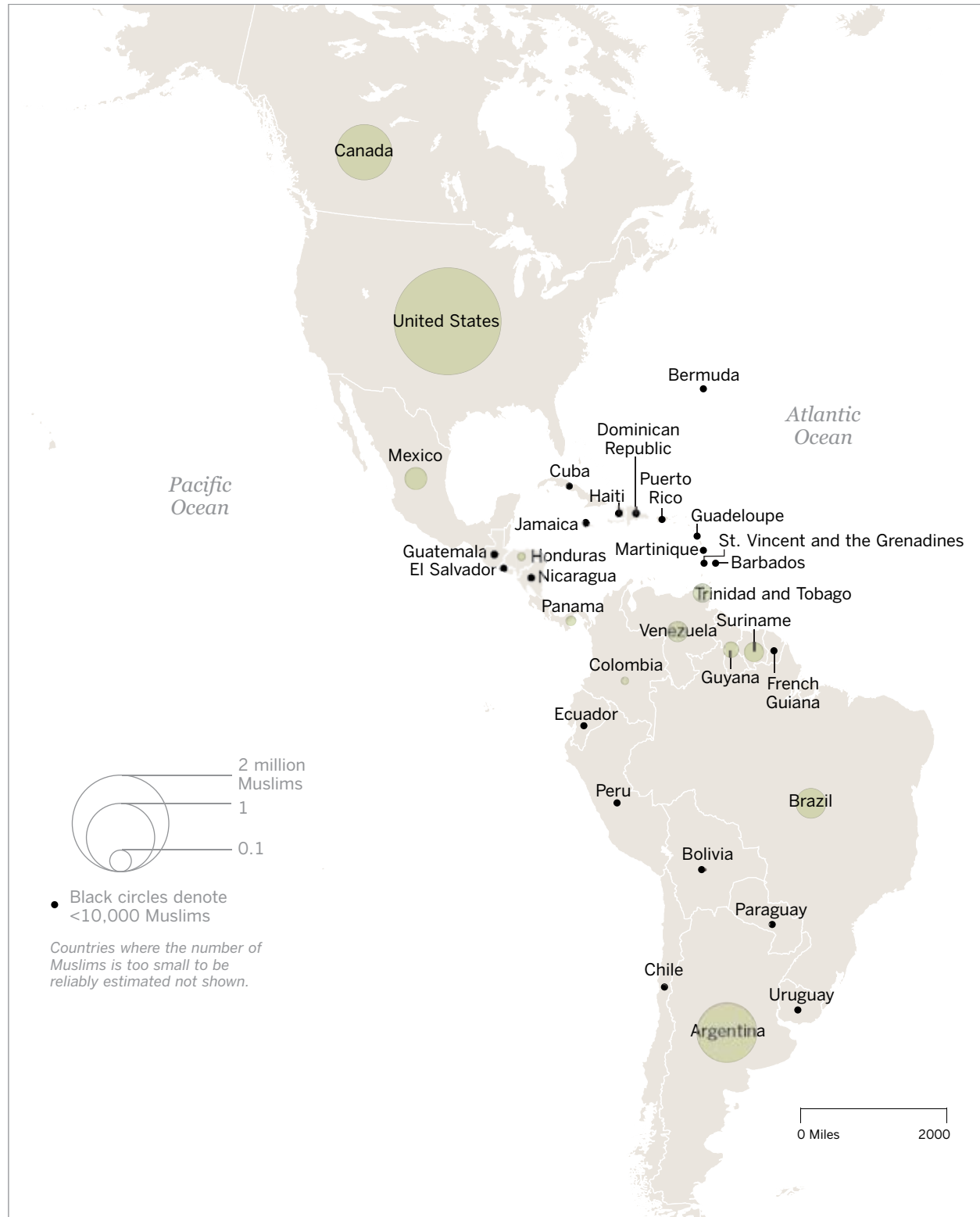
	Estimated 2009 Muslim Population	Percentage of Population that is Muslim	Percentage of World Muslim Population
United States	2,454,000	0.8%	0.2%
Argentina	784,000	1.9	0.1
Canada	657,000	2.0	<0.1
Brazil	191,000	0.1	<0.1
Mexico*	110,000	<1	<1
Venezuela	94,000	0.3	<0.1
Suriname	83,000	15.9	<0.1
Trinidad and Tobago	78,000	5.8	<0.1
Guyana	55,000	7.2	<0.1
Panama	24,000	0.7	<0.1
Rest of region	67,000	<0.1	<0.1
Regional Total	4,596,000	0.5	0.3
World Total	1,571,198,000	22.9	100.0

* Data for Mexico come primarily from general population surveys, which are less reliable than censuses or large-scale demographic and health surveys for estimating minority-majority ratios (see Methodology). As a result, the percentage of the population that is Muslim in Mexico is rounded to the nearest integer.

Note: Figures may not sum to totals due to rounding.

Pew Research Center's Forum on Religion & Public Life • *Mapping the Global Muslim Population, October 2009*

Distribution of Muslim Population in the Americas



World Muslim Population by Region and Country

For information about how data for each country or territory were collected and analyzed, see Appendix C. Sources include national censuses, demographic and health surveys, and other general population surveys and studies. Population figures for previous years have been projected forward to 2009 based on the assumption that the Muslim population of the country is growing at the same rate as the general population. (See Methodology in Appendix A.)

Data for countries marked with an asterisk (*) are drawn primarily from general population surveys, which have smaller sample sizes than demographic surveys and are not designed to measure the size of small minority populations. This may lead to undercounts of Muslims in countries where they represent a small minority of the population and overcounts where they represent the vast majority of the population. Those numbers, therefore, should be considered more approximate.

World Muslim Population by Region and Country

	Estimated 2009 Muslim Population	Percentage of Population that is Muslim	Percentage of World Muslim Population	Source and Year
Asia-Pacific	972,537,000	24.1%	61.9%	
Afghanistan	28,072,000	99.7	1.8	WRD 2005
American Samoa	--	<0.1	--	WRD 2005
Armenia	1,000	<0.1	<0.1	DHS 2000
Australia	365,000	1.7	<0.1	Census 2006
Azerbaijan	8,765,000	99.2	0.6	DHS 2006
Bangladesh	145,312,000	89.6	9.3	Census 2001
Bhutan	7,000	1.0	<0.1	WRD 2005
Brunei	269,000	67.2	<0.1	Census 1991
Burma (Myanmar)	1,889,000	3.8	0.1	WRD 2005
Cambodia	236,000	1.6	<0.1	DHS 2005
China	21,667,000	1.6	1.4	Census 2000 (ethnicity data)
Cook Islands	--	<0.1	--	Census 2001
Cyprus	198,000	22.7	<0.1	Census 2001 and WRD 2005
Federated States of Micronesia	--	<0.1	--	Census 2000
Fiji	53,000	6.3	<0.1	Census 2007
French Polynesia	--	<0.1	--	Census 1971
Guam	--	<0.1	--	WRD 2005
Hong Kong*	7,000	<1	<1	WVS 2005
India	160,945,000	13.4	10.3	Census 2001
Indonesia	202,867,000	88.2	12.9	Census 2000
Iran	73,777,000	99.4	4.7	Census 2006
Japan	183,000	0.1	<0.1	WRD 2005
Kazakhstan	8,822,000	56.4	0.6	DHS 1999
Kiribati	--	<0.1	--	Census 2005
Kyrgyzstan	4,734,000	86.3	0.3	DHS 1997
Laos	2,000	<0.1	<0.1	Census 1995
Macau	--	<0.1	--	Census 1991
Malaysia	16,581,000	60.4	1.1	Census 2000
Maldives	304,000	98.4	<0.1	WRD 2005
Marshall Islands	--	<0.1	--	Census 1999
Mongolia	133,000	5.0	<0.1	WRD 2005
Nauru	--	<0.1	--	Census 2002
Nepal	1,231,000	4.2	0.1	Census 2001
New Caledonia	7,000	2.8	<0.1	WRD 2005
New Zealand	37,000	0.9	<0.1	Census 2006
Niue	--	<0.1	--	Census 2001
North Korea	2,000	<0.1	<0.1	WRD 2005
Northern Mariana Islands	1,000	0.7	<0.1	WRD 2005
Pakistan	174,082,000	96.3	11.1	Census 1998
Palau	--	<0.1	--	Census 2000

World Muslim Population (cont.)

	Estimated 2009 Muslim Population	Percentage of Population that is Muslim	Percentage of World Muslim Population	Source and Year
Papua New Guinea	2,000	<0.1	<0.1	Census 2000
Philippines	4,654,000	5.1	0.3	Census 2000
Pitcairn Islands	--	<0.1	--	WRD 2005
Samoa	--	<0.1	--	Census 2001
Singapore	706,000	14.9	<0.1	Census 2000
Solomon Islands	--	<0.1	--	Census 1999
South Korea	71,000	0.1	<0.1	WRD 2005
Sri Lanka	1,711,000	8.5	0.1	Census 2001
Taiwan*	23,000	<1	<1	WVS 2006
Tajikistan	5,848,000	84.1	0.4	WRD 2005
Thailand	3,930,000	5.8	0.3	Consultant 2009
Timor-Leste	43,000	3.8	<0.1	WRD 2005
Tokelau	--	<0.1	--	Census 2006
Tonga	--	<0.1	--	Census 2001
Turkey*	73,619,000	~98	4.7	TESEV 2006
Turkmenistan	4,757,000	93.1	0.3	DHS 2000
Tuvalu	--	0.1	<0.1	WRD 2005
Uzbekistan	26,469,000	96.3	1.7	DHS 2002
Vanuatu	--	<0.1	--	Census 1999
Vietnam	157,000	0.2	<0.1	WRD 2005
Wallis and Futuna	--	<0.1	--	WRD 2005
Middle East-North Africa	315,322,000	91.2%	20.1%	
Algeria	34,199,000	98.0	2.2	WRD 2005
Bahrain	642,000	81.2	<0.1	Census 2001
Egypt	78,513,000	94.6	5.0	DHS 2005
Iraq*	30,428,000	~99	~2	WVS 2006
Israel	1,194,000	16.7	0.1	Statistical Abstract 2008
Jordan	6,202,000	98.2	0.4	DHS 2002
Kuwait*	2,824,000	~95	<1	Pew Global 2007
Lebanon	2,504,000	59.3	0.2	WRD 2005
Libya	6,203,000	96.6	0.4	WRD 2005
Morocco*	31,993,000	~99	~2	Pew Global 2007
Oman	2,494,000	87.7	0.2	Census 1993
Palestinian territories*	4,173,000	~98	<1	Pew Global 2009
Qatar	1,092,000	77.5	0.1	Census 2004
Saudi Arabia*	24,949,000	~97	~2	WVS 2003
Sudan	30,121,000	71.3	1.9	WRD 2005
Syria	20,196,000	92.2	1.3	WRD 2005
Tunisia	10,216,000	99.5	0.7	WRD 2005
United Arab Emirates	3,504,000	76.2	0.2	WRD 2005
Western Sahara	510,000	99.4	<0.1	WRD 2005
Yemen	23,363,000	99.1	1.5	WRD 2005

World Muslim Population (cont.)

	Estimated 2009 Muslim Population	Percentage of Population that is Muslim	Percentage of World Muslim Population	Source and Year
Sub-Saharan Africa	240,632,000	30.1%	15.3%	
Angola*	190,000	~1	<1	Pew Global 2002
Benin	2,182,000	24.4	0.1	Census 2002
Botswana	8,000	0.4	<0.1	Census 2001
Burkina Faso	9,292,000	59.0	0.6	DHS 2003
Burundi*	180,000	~2	<1	InterMedia 2007
Cameroon	3,498,000	17.9	0.2	DHS 2004
Cape Verde*	1,000	<1	<1	AfroB 2005
Central African Republic	395,000	8.9	<0.1	DHS 1995
Chad	6,257,000	55.8	0.4	DHS 2004
Comoros	664,000	98.3	<0.1	WRD 2005
Congo	943,000	1.4	0.1	DHS 2007
Djibouti	838,000	96.9	0.1	WRD 2005
Equatorial Guinea	27,000	4.0	<0.1	WRD 2005
Eritrea	1,854,000	36.5	0.1	DHS 2002
Ethiopia	28,063,000	33.9	1.8	Census 2007
Gabon	140,000	9.5	0.1	DHS 2000
Gambia*	1,625,000	~95	<1	InterMedia 2004
Ghana	3,787,000	15.9	0.2	Census 2000
Guinea	8,502,000	84.4	0.5	DHS 2005
Guinea Bissau	680,000	42.2	<0.1	WRD 2005
Ivory Coast	7,745,000	36.7	0.5	DHS 2005
Kenya	2,793,000	7.0	0.2	DHS 2003
Lesotho	1,000	<0.1	<0.1	WRD 2005
Liberia	483,000	12.2	<0.1	Census 2008
Madagascar	215,000	1.1	<0.1	DHS 2004
Malawi	1,955,000	12.8	0.1	Census 1998
Mali	12,040,000	92.5	0.8	DHS 2006
Mauritania	3,261,000	99.1	0.2	WRD 2005
Mauritius	214,000	16.6	<0.1	Census 2000
Mayotte	191,000	98.4	<0.1	WRD 2005
Mozambique	5,224,000	22.8	0.3	DHS 2003
Namibia	8,000	0.4	<0.1	WRD 2005
Niger	15,075,000	98.6	1.0	DHS 2006
Nigeria	78,056,000	50.4	5.0	DHS 2003
Republic of Congo	59,000	1.6	<0.1	DHS 2005
Reunion	34,000	4.2	<0.1	WRD 2005
Rwanda	182,000	1.8	<0.1	Census 2002
Sao Tome and Principe	--	<0.1	--	WRD 2005
Senegal	12,028,000	96.0	0.8	DHS 2006
Seychelles	1,000	1.1	<0.1	Census 2002

World Muslim Population (cont.)

	Estimated 2009 Muslim Population	Percentage of Population that is Muslim	Percentage of World Muslim Population	Source and Year
Sierra Leone	4,059,000	71.3	0.3	Census 2004
Somalia	8,995,000	98.5	0.6	WRD 2005
South Africa	731,000	1.5	<0.1	Census 2001
St. Helena	--	<0.1	--	Census 1987
Swaziland	2,000	0.2	<0.1	DHS 2006
Tanzania	13,218,000	30.2	0.8	DHS 2004
Togo	809,000	12.2	0.1	DHS 1998
Uganda	3,958,000	12.1	0.3	Census 2002
Zambia	58,000	0.4	<0.1	Census 2000
Zimbabwe	109,000	0.9	<0.1	DHS 2006
Europe	38,112,000	5.2%	2.4%	
Albania	2,522,000	79.9	0.2	MICS 2005
Andorra*	1,000	~1	<1	WVS 2005
Austria	353,000	4.2	<0.1	Census 2001
Belarus*	19,000	<1	<1	WVS 2000
Belgium*	281,000	~3	<1	ESS 2006
Bosnia-Herzegovina*	1,522,000	~40	<1	WVS 2001
Bulgaria	920,000	12.2	0.1	Census 2001
Channel Islands	--	0.1	<0.1	WRD 2005
Croatia*	18,000	<1	<1	InterMedia 2004
Czech Republic	1,000	<0.1	<0.1	WRD 2005
Denmark*	88,000	~2	<1	ESS 2006
Estonia	2,000	0.1	<0.1	Census 2000
Faeroe Islands	--	<0.1	--	WRD 2005
Finland	24,000	0.5	<0.1	WRD 2005
France*	3,554,000	~6	<1	ERFI 2005
Georgia	423,000	9.9	<0.1	Census 2002
Germany*	4,026,000	~5	<1	Ministry of the Interior 2009
Gibraltar	1,000	4.0	<0.1	Census 2001
Greece*	310,000	~3	<1	ESS 2004
Hungary	24,000	0.2	<0.1	WRD 2005
Iceland	--	0.1	<0.1	WRD 2005
Ireland	22,000	0.5	<0.1	Census 2002
Isle of Man	--	0.2	<0.1	WRD 2005
Italy*	36,000	<1	<1	ESS 2004
Kosovo	1,999,000	89.6	0.1	WRD 2005
Latvia*	2,000	<1	<1	WVS 1999
Liechtenstein	2,000	4.8	<0.1	Census 2000
Lithuania	3,000	0.1	<0.1	Census 2001
Luxembourg*	13,000	~3	<1	ESS 2004

World Muslim Population (cont.)

	Estimated 2009 Muslim Population	Percentage of Population that is Muslim	Percentage of World Muslim Population	Source and Year
Malta	1,000	0.2	<0.1	WRD 2005
Moldova	17,000	0.5	<0.1	WRD 2005
Monaco	--	0.4	<0.1	WRD 2005
Montenegro	111,000	17.7	<0.1	Census 2003
Netherlands	946,000	5.7	0.1	Census 2003
Norway*	65,000	~1	<1	ESS 2006
Poland*	48,000	<1	<1	ESS 2006
Portugal	15,000	0.1	<0.1	Census 2001
Republic of Macedonia	680,000	33.3	<0.1	Census 2002
Romania	66,000	0.3	<0.1	Census 2002
Russia	16,482,000	11.7	1.0	Census 2002 (ethnicity data)
San Marino	--	<0.1	--	WRD 2005
Serbia	244,000	3.2	<0.1	Census 2002
Slovakia	--	<0.1	<0.1	Census 2001
Slovenia	49,000	2.4	<0.1	Census 2002
Spain*	650,000	~1	<1	ESS 2006
Sweden*	149,000	~2	<1	ESS 2006
Switzerland	323,000	4.3	<0.1	Census 2000
Ukraine	456,000	1.0	<0.1	DHS 2007
United Kingdom	1,647,000	2.7	0.1	Census 2001
Vatican City	--	<0.1	--	WRD 2005
Americas	4,596,000	0.5%	0.3%	
Anguilla	--	0.3	<0.1	Census 2001
Antigua and Barbuda	--	0.6	<0.1	WRD 2005
Argentina	784,000	1.9	0.1	WRD 2005
Aruba	--	0.2	<0.1	WRD 2005
Bahamas	--	0.1	<0.1	Census 2000
Barbados	2,000	0.8	<0.1	WRD 2005
Belize	--	0.1	<0.1	Census 2000
Bermuda	1,000	0.8	<0.1	Census 2001
Bolivia	2,000	<0.1	<0.1	WRD 2005
Brazil	191,000	0.1	<0.1	WRD 2005
British Virgin Islands	--	1.2	<0.1	WRD 2005
Canada	657,000	2.0	<0.1	Census 2001
Cayman Islands	--	0.2	<0.1	WRD 2005
Chile	4,000	<0.1	<0.1	Census 2002
Colombia*	14,000	<1	<1	WVS 2005
Costa Rica*	--	<1	<1	LatinoB 2007
Cuba	9,000	0.1	<0.1	WRD 2005
Dominica	--	0.1	<0.1	WRD 2005

World Muslim Population (cont.)

	Estimated 2009 Muslim Population	Percentage of Population that is Muslim	Percentage of World Muslim Population	Source and Year
Dominican Republic	2,000	<0.1	<0.1	WRD 2005
Ecuador	2,000	<0.1	<0.1	WRD 2005
El Salvador	2,000	<0.1	<0.1	WRD 2005
Falkland Islands (Malvinas)	--	<0.1	--	Census 1972
French Guiana	2,000	0.9	<0.1	WRD 2005
Greenland	--	<0.1	--	WRD 2005
Grenada	--	0.3	<0.1	WRD 2005
Guadeloupe	2,000	0.4	<0.1	WRD 2005
Guatemala	1,000	<0.1	<0.1	WRD 2005
Guyana	55,000	7.2	<0.1	Census 2002
Haiti	2,000	<0.1	<0.1	Census 2003
Honduras	11,000	0.1	<0.1	WRD 2005
Jamaica	1,000	<0.1	<0.1	Census 2001
Martinique	1,000	0.2	<0.1	WRD 2005
Mexico*	110,000	<1	<1	WVS 1996
Montserrat	--	0.1	<0.1	Census 1980
Netherlands Antilles	--	0.2	<0.1	Census 1992
Nicaragua	1,000	<0.1	<0.1	WRD 2005
Panama	24,000	0.7	<0.1	WRD 2005
Paraguay	1,000	<0.1	<0.1	Census 2002
Peru	1,000	<0.1	<0.1	WRD 2005
Puerto Rico	1,000	<0.1	<0.1	WRD 2005
St. Kitts and Nevis	--	0.1	<0.1	Census 1991
St. Lucia	--	0.1	<0.1	Census 2001
St. Pierre and Miquelon	--	0.2	<0.1	WRD 2005
St. Vincent and the Grenadines	2,000	1.5	<0.1	WRD 2005
Suriname	83,000	15.9	<0.1	WRD 2005
Trinidad and Tobago	78,000	5.8	<0.1	Census 2000
Turks and Caicos Islands	--	<0.1	--	Census 1990
U.S. Virgin Islands	--	0.1	<0.1	WRD 2005
United States	2,454,000	0.8	0.2	Pew Research Center 2007
Uruguay	1,000	<0.1	<0.1	WRD 2005
Venezuela	94,000	0.3	<0.1	WRD 2005
World Total	1,571,198,000	22.9%	100.0%	

* Indicates the use of a source with a small enough sample size to make these estimates somewhat less reliable. Due to this greater margin of error, percentages are rounded to the nearest integer rather than to the first decimal place and are therefore more approximate (~). The only exception to this rule is the display of Turkey's percentage of world population as 4.7% rather than ~ 5%.

"--" indicates that the number of Muslims is too small to be reliably estimated.

World Muslim Population (cont.)

Source Abbreviations

AfroB	Afrobarometer
Census (ethnicity data)	Based on ethnicity data from census
Consultant	Consultant to the Pew Forum on Religion & Public Life
DHS	Demographic and Health Survey
ERFI	Etude de Relations Familiales et Intergénérationnelles
ESS	European Social Survey
InterMedia	InterMedia Survey
LatinoB	Latinobarometro
MICS	Multiple Indicator Cluster Survey
Ministry of the Interior	Germany's Federal Ministry of the Interior
Pew Global	Pew Research Center's Global Attitudes Project Survey
Statistical Abstract	Statistical Abstract of Israel
TESEV	Turkish Economic and Social Studies Foundation Publications
WRD	World Religion Database
WVS	World Values Survey

For more information, see List of Sources.

Appendix A: Methodology for Muslim Population Estimates

The Pew Forum's *Mapping the Global Muslim Population: A Report on the Size and Distribution of the World's Muslim Population* seeks to provide the most up-to-date and comprehensive demographic estimate of the number of Muslims in the 231 countries and territories for which the United Nations Population Division provides general population estimates.¹⁰ In order to have statistics that are comparable across countries, wherever possible this study counts all groups and individuals who *self-identify* as Muslim. (The method for identifying Sunnis and Shias is different; see Appendix B for a complete explanation.)

The number of Muslims in each of the countries and territories is calculated by multiplying the United Nations' 2009 total population estimate for each country and territory by the single most recent and reliable demographic or social-scientific estimate of the percentage of Muslims in each country's population, based on the conservative assumption that Muslim populations are growing at the same rate as each country's general population. (A 2010 Pew Forum report will provide estimates of the differential growth rates of Muslim populations.)

Sources include national censuses, demographic and health surveys, and general population surveys and studies. The specific source used for each country is indicated in Appendix C. Readers should note, however, that general population surveys generally have smaller sample sizes than demographic surveys and are not designed to measure the size of small minority populations. This may lead to undercounts of Muslims in countries where they represent a small minority of the population and overcounts where they represent the vast majority of the population. See below for more detail.

With all sources, results may have been affected by methodological decisions with respect to how the data were collected and managed. Social, cultural or political factors could also have affected how answers to census and survey questions are provided and recorded.

¹⁰ Population estimates for 2009 for Taiwan and Kosovo are from the Population Reference Bureau. Taiwan's population is deducted from the U.N.'s China estimate and Kosovo's from the U.N.'s Serbia estimate.

Discussion of Sources

Censuses

For this study, Pew Forum researchers acquired and analyzed religious affiliation data from 81 censuses that were conducted since 1999, comparing more current sources of data with older census data on religious affiliation for an additional 103 countries as a cross check. Religious affiliation questions from national censuses are the best source for estimating the number of Muslims because they generally cover the entire population and are conducted on a fairly regular basis. The chief limitation in using census data is that fewer than half of recent country censuses included a religious affiliation question. In addition, these surveys are conducted only once every 10 years.

Demographic Surveys

Where recent census data on religion are not available, religious affiliation questions from large-scale demographic surveys, such as Macro International's MEASURE Demographic and Health Surveys (DHS) (<http://www.measuredhs.com/>), are the second-best source because of their large sample sizes, sampling frame and representative results at the province level. Though less comprehensive than census data, demographic surveys complete sufficiently high numbers of household interviews to produce a generally accurate demographic profile of the country. For this report, DHS data were acquired and analyzed for more than 60 countries, or nearly two-thirds of the countries where census data are lacking or are older than 1999. For most of the DHS surveys, both women and men are interviewed and Macro International provides the data in separate male-female datasets. Pew Forum staff pooled the female and male datasets in consultation with sampling experts at Macro International so that the combined dataset retains nationally representative results. In countries where only females are interviewed, Pew Forum staff used those data to make the overall Muslim population estimate for the country.

General Population Surveys

Pew Forum researchers acquired and analyzed religious affiliation data from general population surveys for some 100 countries. In more than 20 of those countries, these surveys provide religious affiliation data where a recent census or demographic survey is lacking. Since general population surveys typically involve only 1,000 to 2,000 respondents, however, they provide less accurate numbers. This is especially true where the size of the Muslim population is quite small or Muslims live in concentrated locations that are not oversampled. As a result, data drawn primarily from these sources is marked with an asterisk in the tables throughout this report.

World Religion Database

Pew Forum researchers also used estimates from the World Religion Database (www.WorldReligionDatabase.org), primarily for countries where census and survey estimates were out-of-date, unavailable or lacked sufficient coverage. Besides census and survey reports, WRD estimates also take into account other sources of information on religious affiliation, including anthropological and ethnographic studies as well as reputable statistical reports from religious groups themselves. The WRD is an outgrowth of the international religious demography project at Boston University's Institute on Culture, Religion and World Affairs.

A Note on Country and Territory Designation

The word "country" in this report refers to all countries recognized as such by the United Nations. The word "territory" in this report does not have a technical definition, but rather is a general term for distinct geographical entities not recognized as countries by the United Nations but that have separate population estimates reported by the United Nations. Territories in this report include such entities as Hong Kong and Macau (special administrative regions of China), Greenland (an autonomous constituent country within the Kingdom of Denmark) and the Commonwealth of Puerto Rico (an unincorporated territory of the United States).

Appendix B: Methodology for Sunni-Shia Estimates

For the purposes of this report, sectarian differences among Muslims were simplified into two categories: Sunni and Shia. It should be noted, however, that both these groups contain self-identified Muslim communities that may be considered heterodox or nonmainstream by other Muslims.

Unlike estimates for Muslim populations overall, almost no censuses and relatively few surveys ask Muslims about their Sunni or Shia affiliation. Accordingly, Pew Forum researchers have relied on three primary sources to generate Sunni-Shia estimates:

- Analyses by more than 20 demographers and social scientists at universities and research centers around the world who are acting as consultants on this project;
- Ethnographic analyses published in the World Religion Database (WRD); and
- A review of other published or frequently used estimates.

For most countries with sizeable Muslim populations, one or more experts provided the Pew Forum with their best estimate of the Sunni-Shia breakdown based on their own review of the published sources and other expert analyses available to them.

Additionally, for all countries and territories in the study, Pew Forum researchers consulted the WRD estimates of the proportion of Muslims who are Sunni and Shia in each country. The WRD estimates are based in turn on the WRD's ethnicity database of more than 4,300 ethno-linguistic groups. Readers should note, however, that these estimates are limited both by the initial assumptions made about the Sunni-Shia composition of each ethnicity and by the variability of ethnicity information available in each country.

As a result, the Sunni-Shia estimates presented in this report are based primarily on data gathered via ethnographic and anthropological studies, necessitated by the fact that many Muslims either cannot or will not identify themselves as Sunni or Shia. Therefore, Pew Forum staff are not able to estimate the possible margin of error associated with any one particular estimate. Taking into account the three different sources, this study provides a likely range of the proportion of Muslims worldwide that are Shia based on an analysis of each country. Some ranges are broader than others because the sources consulted provided different estimates or because the sources suggest a wider range due to the lack of more precise information for a particular country.

Finally, for nearly 200 countries, Pew Forum researchers also consulted estimates contained in the religious demography section of the annual International Religious Freedom reports published by the U.S. State Department as well as estimates published in the CIA World Factbook.

Estimated Percentage Range of Shia by Country

	Approximate Percentage of Muslim Population that is Shia	Approximate Percentage of World Shia Population		Approximate Percentage of Muslim Population that is Shia	Approximate Percentage of World Shia Population
World Total	10-13%	100%			
Afghanistan	10 - 15	~2	Chad	<1	<1
Albania	<5	<1	Channel Islands	<1	<1
Algeria	<1	<1	Chile	<1	<1
American Samoa	--	--	China	<1	<1
Andorra	<1	<1	Colombia	<1	<1
Angola	--	--	Comoros	<1	<1
Anguilla	<1	<1	Congo	<1	<1
Antigua and Barbuda	<1	<1	Cook Islands	--	--
Argentina	<10	<1	Costa Rica	--	--
Armenia	<1	<1	Croatia	<1	<1
Aruba	<1	<1	Cuba	<1	<1
Australia	<10	<1	Cyprus	<1	<1
Austria	<1	<1	Czech Republic	<1	<1
Azerbaijan	65-75	3 - 4	Denmark	<5	<1
Bahamas	--	--	Djibouti	<1	<1
Bahrain	65-75	<1	Dominica	<1	<1
Bangladesh	<1	<1	Dominican Republic	<1	<1
Barbados	<1	<1	Ecuador	<1	<1
Belarus	<1	<1	Egypt	<1	<1
Belgium	<1	<1	El Salvador	<1	<1
Belize	<1	<1	Equatorial Guinea	<1	<1
Benin	<1	<1	Eritrea	<1	<1
Bermuda	--	--	Estonia	<1	<1
Bhutan	<1	<1	Ethiopia	<1	<1
Bolivia	<1	<1	Faeroe Islands	--	--
Bosnia-Herzegovina	<1	<1	Falkland Islands (Malvinas)	--	--
Botswana	<1	<1	Federated States of Micronesia	--	--
Brazil	<10	<1	Fiji	<1	<1
British Virgin Islands	<1	<1	Finland	<1	<1
Brunei	<1	<1	France	2-3	<1
Bulgaria	10 - 15	<1	French Guiana	<1	<1
Burkina Faso	<1	<1	French Polynesia	--	--
Burma (Myanmar)	<1	<1	Gabon	<1	<1
Burundi	<5	<1	Gambia	<1	<1
Cambodia	<1	<1	Georgia	15 - 25	<1
Cameroon	<1	<1	Germany	10 - 15	<1
Canada	~10	<1	Ghana	<1	<1
Cape Verde	<1	<1	Gibraltar	<1	<1
Cayman Islands	<1	<1	Greece	10 - 15	<1
Central African Republic	<1	<1	Greenland	<1	<1
			Grenada	<1	<1

Shia by Country (cont.)

	Approximate Percentage of Muslim Population that is Shia	Approximate Percentage of World Shia Population		Approximate Percentage of Muslim Population that is Shia	Approximate Percentage of World Shia Population
Guadeloupe	<1	<1	Malaysia	< 2	<1
Guam	<1	<1	Maldives	<1	<1
Guatemala	<1	<1	Mali	<1	<1
Guinea	<1	<1	Malta	<1	<1
Guinea Bissau	<1	<1	Marshall Islands	--	--
Guyana	<1	<1	Martinique	<1	<1
Haiti	<1	<1	Mauritania	<1	<1
Honduras	<1	<1	Mauritius	<10	<1
Hong Kong	--	--	Mayotte	<1	<1
Hungary	<1	<1	Mexico	<1	<1
Iceland	<1	<1	Moldova	<1	<1
India	10 - 15	9 - 14	Monaco	<1	<1
Indonesia	<1	<1	Mongolia	<5	<1
Iran	90 - 95	37 - 40	Montenegro	--	--
Iraq	65 - 70	11 - 12	Montserrat	--	--
Ireland	<1	<1	Morocco	<1	<1
Isle of Man	--	--	Mozambique	<1	<1
Israel	<1	<1	Namibia	<1	<1
Italy	<5	<1	Nauru	--	--
Ivory Coast	<1	<1	Nepal	<1	<1
Jamaica	<1	<1	Netherlands	<5	<1
Japan	<1	<1	Netherlands Antilles	70 - 75	<1
Jordan	<1	<1	New Caledonia	<1	<1
Kazakhstan	<1	<1	New Zealand	<1	<1
Kenya	<5	<1	Nicaragua	<1	<1
Kiribati	--	--	Niger	<1	<1
Kosovo	--	--	Nigeria	<5	<2
Kuwait	20 - 25	<1	Niue	--	--
Kyrgyzstan	<1	<1	North Korea	<1	<1
Laos	<1	<1	Northern Mariana Islands	--	--
Latvia	25 - 35	<1	Norway	<1	<1
Lebanon	45 - 55	~1	Oman	5 - 10	<1
Lesotho	<1	<1	Pakistan	10 - 15	10 - 15
Liberia	<1	<1	Palau	--	--
Libya	<1	<1	Palestinian territories	<1	<1
Liechtenstein	<1	<1	Panama	<1	<1
Lithuania	10 - 20	<1	Papua New Guinea	<1	<1
Luxembourg	<1	<1	Paraguay	--	--
Macau	--	--	Peru	<1	<1
Madagascar	<1	<1	Philippines	<1	<1
Malawi	<1	<1	Pitcairn Islands	--	--

Shia by Country (cont.)

	Approximate Percentage of Muslim Population that is Shia	Approximate Percentage of World Shia Population		Approximate Percentage of Muslim Population that is Shia	Approximate Percentage of World Shia Population
Poland	<1	<1	Sweden	20 - 40	<1
Portugal	<1	<1	Switzerland	<1	<1
Puerto Rico	<1	<1	Syria	15 - 20	~2
Qatar	~10	<1	Taiwan	<1	<1
Republic of Congo	<1	<1	Tajikistan	~7	<1
Republic of Macedonia	<1	<1	Tanzania	<10	<1
Reunion	<1	<1	Thailand	<1	<1
Romania	<1	<1	Timor-Leste	<1	<1
Russia	<1	<1	Togo	<1	<1
Rwanda	<1	<1	Tokelau	--	--
Samoa	--	--	Tonga	--	--
San Marino	<1	<1	Trinidad and Tobago	<1	<1
Sao Tome and Principe	<1	<1	Tunisia	<1	<1
Saudi Arabia	10 - 15	1 - 2	Turkey	10 - 15	4 - 6
Senegal	<1	<1	Turkmenistan	~1	<1
Serbia	<15	<1	Turks and Caicos Islands	--	--
Seychelles	<1	<1	Tuvalu	--	--
Sierra Leone	<1	<1	U.S. Virgin Islands	<1	<1
Singapore	<1	<1	Uganda	<5	<1
Slovakia	<1	<1	Ukraine	<1	<1
Slovenia	<1	<1	United Arab Emirates	~10	<1
Solomon Islands	<1	<1	United Kingdom	10 - 15	<1
Somalia	<1	<1	United States	10 - 15	<1
South Africa	<10	<1	Uruguay	<1	<1
South Korea	<1	<1	Uzbekistan	~1	<1
Spain	<1	<1	Vanuatu	--	--
Sri Lanka	<1	<1	Vatican City	--	--
St. Helena	--	--	Venezuela	<1	<1
St. Kitts and Nevis	<1	<1	Vietnam	<1	<1
St. Lucia	<1	<1	Wallis and Futuna	--	--
St. Pierre and Miquelon	<1	<1	Western Sahara	<1	<1
St. Vincent and the Grenadines	<1	<1	Yemen	35 - 40	~ 5
Sudan	<1	<1	Zambia	<1	<1
Suriname	<1	<1	Zimbabwe	<1	<1
Swaziland	<1	<1			

Pew Research Center's Forum on Religion & Public Life • Mapping the Global Muslim Population, October 2009

Appendix C: Data Sources by Country

The below list of general sources provides bibliographic information for sources that were used to provide estimates for the Muslim populations of multiple countries. The subsequent list of sources by country provides abbreviated bibliographic information identifying which general sources were used to provide estimates for countries, as well as fuller bibliographic information for sources that were used for one country only.

General Sources

Demographic and Health Surveys (DHS). MEASURE DHS. Calverton, Maryland: Administered by Macro International, 1995-2007. <<http://www.measuredhs.com/>>

European Social Survey (ESS). London: Led by Centre for Comparative Social Surveys, City University, 2004, 2006. <<http://www.europeansocialsurvey.org/>>

Pew Research Center's Global Attitudes Project 2009 Survey <<http://pewglobal.org/datasets/>>

Pew Research Center's Global Attitudes Project 2007 Survey <<http://pewglobal.org/datasets/>>

Pew Research Center's Global Attitudes Project 2002 Survey <<http://pewglobal.org/datasets/>>

United Nations Demographic Yearbook. "Special Census Topics Volume 2 - Social characteristics, 'Table 6: Population by religion, sex, urban/rural residence and percentage: each census, 1985-2004.'" New York: United Nations Statistics Division, 2006. <<http://unstats.un.org/unsd/demographic/sconcerns/popchar/popchar2.htm>>

World Christian Encyclopedia, 2nd Edition. David B. Barrett, George T. Kurian, and Todd M. Johnson, eds. United States: Oxford University Press, 2001.

World Religion Database: International Religious Demographic Statistics and Sources (WRD). Todd M. Johnson and Brian J. Grim, eds. Leiden, Netherlands and Boston, Mass.: Brill, 2008. (Muslim population estimates from 2005.) <<http://www.worldreligiondatabase.org>>

World Values Survey (WVS). "Values Survey Database." World Values Survey Association, 1999-2006. <<http://www.worldvaluessurvey.org/>>

Sources by Country

Afghanistan: 2005 World Religion Database

Albania: 2005 Albania Multiple Indicator Cluster Survey (MICS). Obtained from "Table HH.3: Household Composition: Percent distribution of households by selected characteristics." Albania Multiple Indicator Cluster Survey 2005, Final Report. Tirana, Albania: Albanian National Institute of Statistics, 2009. <http://www.childinfo.org/mics3_surveys.html>

Algeria: 2005 World Religion Database

American Samoa: 2005 World Religion Database

Andorra: 2005 World Values Survey

Angola: Pew Research Center's Global Attitudes Project 2002 Survey

Anguilla: 2001 Census. Obtained from United Nations Demographic Yearbook.

Antigua and Barbuda: 2005 World Religion Database

Argentina: 2005 World Religion Database

Armenia: 2000 Demographic and Health Survey

Aruba: 2000 Census. Obtained from "Table P-A.5: Population by religion, age, and sex." Fourth Population and Housing Census: Aruba October 14, 2000. Aruba Central Bureau of Statistics, 2001. <<http://www.cbs.aw/cbs/readBlob.do?id=467>> (PDF)

Australia: 2006 Census. Obtained from "Category No. 2068.0 – 2006 Census Tables: Religious Affiliation(a) (Full Classification List) by Sex." 2006 Census of Population and Housing. Australian Bureau of Statistics, 2007. <<http://www.abs.gov.au/>>

Austria: 2001 Census. Obtained from United Nations Demographic Yearbook.

Azerbaijan: 2006 Demographic and Health Survey. (Survey excluded the Kalbajar-Lachin region and four out of the seven districts of the Yukhari Garabakh region.)

Bahamas: 2000 Census. Obtained from personal email correspondence with United Nations Statistics Division.

Bahrain: 2001 Census. Obtained from "Part 2, 'Table - 0603.0: POPULATION BY RELIGION, AGE GROUPS, NATIONALITY AND SEX – 2001.' " Bahrain Census 2001. Bahrain: Directorate of Statistics in Central Informatics Organization, 2001. <http://www.cio.gov.bh/CIO_ENG/sitemap.aspx>

Bangladesh: 2001 Census. Obtained from Population Statistics: Census at a Glance. Bangladesh Bureau of Statistics, 2007. <http://www.bbs.gov.bd/dataindex/census/bang_atg.pdf> (PDF) and <<http://www.bbs.gov.bd/>>

Barbados: 2005 World Religion Database

Belarus: 2000 World Values Survey

Belgium: 2006 European Social Survey

Belize: 2000 Census. Obtained from United Nations Demographic Yearbook.

Benin: 2002 Census. Obtained from " 'Table: Ethnie et Religion,' Principaux Indicateurs Socio-Demographiques," Troisieme Recensement General de la Population et de l'Habitation, Febrier 2002. Institut National de la Statistique et de L'Analyse Economique, 2003. <http://www.insae-bj.org/IMG/pdf/principaux_indicateur_rgph3.pdf> (PDF) and <<http://www.insae-bj.org/?Religion>>

Bermuda: 2001 Census. Obtained from United Nations Demographic Yearbook.

Bhutan: 2005 World Religion Database

Bolivia: 2005 World Religion Database

Bosnia-Herzegovina: 2001 World Values Survey

Botswana: 2001 Census. Obtained from Ntloedibe-Kuswani, G.S. "AFRICAN RELIGIONS AND 2001 POPULATION AND HOUSING CENSUS IN BOTSWANA." Centre for Continuing Education, University of Botswana, 2003. <<http://www.cso.gov.bw/images/stories/Census/paper24.pdf>> (PDF)

Brazil: 2005 World Religion Database

British Virgin Islands: 2005 World Religion Database

Brunei: 1991 Census. Obtained from United Nations Demographic Yearbook.

Bulgaria: 2001 Census. Obtained from United Nations Demographic Yearbook.

Burkina Faso: 2003 Demographic and Health Survey

Burma (Myanmar): 2005 World Religion Database

Burundi: 2007 InterMedia Survey. Washington, D.C.: InterMedia. Prepared for Pew Research Center's Forum on Religion & Public Life in 2009. <<http://www.intermedia.org/>>

Cambodia: 2005 Demographic and Health Survey

Cameroon: 2004 Demographic and Health Survey

Canada: 2001 Census. Obtained from United Nations Demographic Yearbook.

Cape Verde: 2005 Afrobarometer Survey. Michigan State University, 2006. <<http://www.afrobarometer.org/>>

Cayman Islands: 2005 World Religion Database

Central African Republic: 1995 Demographic and Health Survey

Chad: 2004 Demographic and Health Survey

Channel Islands: 2005 World Religion Database

Chile: 2002 Census. Obtained from personal email correspondence with United Nations Statistics Division.

China: Based on ethnicity data in 2000 Census. Census data obtained from The Tabulation on Nationalities of 2000 Population Census of China. China: Nationalities Publishing House, 2003.

Colombia: 2005 World Values Survey

Comoros: 2005 World Religion Database

Congo: 2007 Demographic and Health Survey

Cook Islands: 2001 Census. Obtained from United Nations Demographic Yearbook.

Costa Rica: 2007 Latinobarometro. Chile: Latinobarometro Corporation. Obtained by Pew Research Center's Forum on Religion & Public Life in 2009. <<http://www.latinobarometro.org/>>

Croatia: 2004 InterMedia Survey. Washington, D.C.: InterMedia. Prepared for Pew Research Center's Forum on Religion & Public Life in 2009. <<http://www.intermedia.org/>>

Cuba: 2005 World Religion Database

Cyprus: 2001 Census. Obtained from United Nations Demographic Yearbook.

Cyprus: 2005 World Religion Database (Two sources were used for the Cyprus estimate.)

Czech Republic: 2001 Census. Obtained from United Nations Demographic Yearbook.

Denmark: 2006 European Social Survey

Djibouti: 2005 World Religion Database

Dominica: 2005 World Religion Database

Dominican Republic: 2005 World Religion Database

Ecuador: 2005 World Religion Database

Egypt: 2005 Demographic and Health Survey

El Salvador: 2005 World Religion Database

Equatorial Guinea: 2005 World Religion Database

Eritrea: 2002 Demographic and Health Survey

Estonia: 2000 Census. Obtained from United Nations Demographic Yearbook.

Ethiopia: 2007 Census. Obtained from "Table 6: Population Size of Regions by Religion and Place of Residence: 2007." Summary and Statistical Report of the 2007 Population and Housing Census: Population Size by Age and Sex. Federal Democratic Republic of Ethiopia: Population Census Commission, 2008.

Faeroe Islands: 2005 World Religion Database

Falkland Islands (Malvinas): 1972 Census. Obtained from World Christian Encyclopedia, 2nd Edition.

Federated States of Micronesia: 2000 Census. Obtained from personal email correspondence with United Nations Statistics Division.

Fiji: 2007 Census. Obtained from "'Table 2.10 Population by Religion and Province of Enumeration, Fiji: 2007 Census,' Key Statistics: March 2009." Fiji 2007 Census. Fiji Islands Bureau of Statistics, 2009.

Finland: 2005 World Religion Database

France: 2005 Etude des Relations Familiales et intergénérationnelles (ERFI; French version of the Generations and Gender Surveys (GGG)). Paris: Institut national d'études démographiques, 2005. 2009 adjustment for population under 18 and estimates of recent immigrants by Anne Goujon, a consultant to the Pew Research Center's Forum on Religion & Public Life, Vienna Institute of Demography, Austria. <http://www.ined.fr/en/resources_documentation/publications/pop_soc/bdd/publication/1366/>

French Guiana: 2005 World Religion Database

French Polynesia: 1971 Census. Obtained from United Nations Demographic Yearbook.

Gabon: 2000 Demographic and Health Survey

Gambia: 2004 InterMedia Survey. Washington, D.C.: InterMedia. Prepared for Pew Research Center's Forum on Religion & Public Life in 2009. <<http://www.intermedia.org/>>

Georgia: 2002 Census. Obtained from "Table: Population by Religious Beliefs (By Major Administrative -Territorial Units)." 2002 First General National Census in Georgia. State Department for Statistics of Georgia, 2003. <http://www.statistics.ge/_files/english/census/2002/Religious%20beliefs.pdf> (PDF)

Germany: 2009 Muslimisches Leben in Deutschland Survey. Deutsche Islam Konferenz. Germany: Federal Ministry of the Interior, 2009. <<http://www.deutsche-islam-konferenz.de>>

Ghana: 2000 Census. Obtained from United Nations Demographic Yearbook.

Gibraltar: 2001 Census. Obtained from United Nations Demographic Yearbook.

Greece: 2004 European Social Survey

Greenland: 2005 World Religion Database

Grenada: 2005 World Religion Database

Guadeloupe: 2005 World Religion Database

Guam: 2005 World Religion Database

Guatemala: 2005 World Religion Database

Guinea: 2005 Demographic and Health Survey

Guinea Bissau: 2005 World Religion Database

Guyana: 2002 Census. Obtained from " 'Religious Composition,' Chapter II Population Composition," Census 2002 National Census Report. Guyana Bureau of Statistics, 2007. <http://www.statisticsguyana.gov.gy/pubs/Chapter2_Population_Composition.pdf> (PDF)

Haiti: 2003 Census. Obtained from "Le Quatrième Recensement General de la Population et de l'Habitat." Haiti 2003 Census. Institut Haïtien de Statistique et d'Informatique, 2003; as well as from "Haiti," 2008 Report on International Religious Freedom. United States: U.S. State Department, 2008. <http://www.ihsi.ht/rgph_resultat_ensemble_population.htm#>

Honduras: 2005 World Religion Database

Hong Kong: 2005 World Values Survey

Hungary: 2005 World Religion Database

Iceland: 2005 World Religion Database

India: 2001 Census. Obtained from "Table: India at a Glance – Religious Composition." India 2001 Census. Government of India: Office of the Registrar General & Census Commissioner, 2001. <http://www.censusindia.gov.in/Census_Data_2001/India_at_glance/religion.aspx> and <<http://www.censusindia.net/>>

Indonesia: 2000 Census. Obtained from United Nations Demographic Yearbook.

Iran: 2006 Census. Census data obtained in 2009 from Farzaneh Roudi, a consultant to the Pew Research Center's Forum on Religion & Public Life, Population Reference Bureau, Washington, D.C.

Iraq: 2006 World Values Survey

Ireland: 2002 Census. Obtained from United Nations Demographic Yearbook.

Isle of Man: 2005 World Religion Database

Israel: "Table 2.2: Population, By Religion." Statistical Abstract of Israel 2008 No. 59. Israel: The Central Bureau of Statistics, 2008. <www.cbs.gov.il>

Italy: 2004 European Social Survey

Jamaica: 2001 Census. Obtained from United Nations Demographic Yearbook.

Japan: Pew Research Center's Global Attitudes Project 2002 Survey

Jordan: 2002 Demographic and Health Survey

Kazakhstan: 1999 Demographic and Health Survey

Kenya: 2003 Demographic and Health Survey

Kiribati: 2005 Census. Obtained from "Section 4.2, 'Religion.'" Kiribati 2005 Census, Volume 2: Analytical Report. Kiribati National Statistics Office, 2007. <<http://www.spc.int/prism/Country/KI/Stats/CensusSurveys/censurveys-index.htm>>

Kosovo: 2005 World Religion Database

Kuwait: Pew Research Center's Global Attitudes Project 2007 Survey

Kyrgyzstan: 1997 Demographic and Health Survey

Laos: 1995 Census. Obtained from United Nations Demographic Yearbook.

Latvia: 1999 World Values Survey

Lebanon: 2005 World Religion Database

Lesotho: 2005 World Religion Database

Liberia: 2008 Census. Obtained from "Table 4.3: Distribution of Population by Religious Affiliation, Age and Sex, Liberia 2008." 2008 Population and Housing Census: Final Results. Liberia Institute of Statistics and Geo-Information Services, 2009.

Libya: 2005 World Religion Database

Liechtenstein: 2000 Census. Obtained from "Religion und Hauptsprachen - Band 2." Liechtenstein 2000 Census. Liechtenstein Statistics Department, 2000. <http://www.llv.li/pdf-llv-avw-statistik-religion_und_hauptsprache_teil1-analyse> (PDF)

Lithuania: 2001 Census. Obtained from United Nations Demographic Yearbook.

Luxembourg: 2004 European Social Survey

Macau: 1991 Census. Obtained from United Nations Demographic Yearbook.

Madagascar: 2004 Demographic and Health Survey

Malawi: 1998 Census. Obtained from World Christian Encyclopedia, 2nd Edition.

Malaysia: 2000 Census. Obtained from United Nations Demographic Yearbook.

Maldives: 2005 World Religion Database

Mali: 2006 Demographic and Health Survey

Malta: 2005 World Religion Database

Marshall Islands: 1999 Census. Obtained from United Nations Demographic Yearbook.

Martinique: 2005 World Religion Database

Mauritania: 2005 World Religion Database

Mauritius: 2000 Census. Obtained from United Nations Demographic Yearbook.

Mayotte: 2005 World Religion Database

Mexico: 1996 World Values Survey

Moldova: 2005 World Religion Database

Monaco: 2005 World Religion Database

Mongolia: 2005 World Religion Database

Montenegro: 2003 Census. Obtained from personal email correspondence with United Nations Statistics Division.

Montserrat: 1980 Census. Obtained from United Nations Demographic Yearbook.

Morocco: Pew Research Center's Global Attitudes Project 2007 Survey

Morocco: 2005 World Religion Database (Two sources were used for the Morocco estimate.)

Mozambique: 2003 Demographic and Health Survey

Namibia: 2005 World Religion Database

Nauru: 2002 Census. Obtained from "Chapter 2 'Population Characteristics-Religion.'" 2002 Nauru Census Main Report and Demographic Profile of the Republic of Nauru 1992-2002. The Secretariat of the Pacific Community, 2006. <http://www.spc.int/prism/country/nr/stats/Publication/Census/NR_02_Census_Rept_FINAL.pdf> (PDF)

Nepal: 2001 Census. Obtained from United Nations Demographic Yearbook.

Netherlands: 2003 Census. Obtained from "Tabel Religie; naar regio; 2000/2002 of 2003." StatLine Databank. Netherlands: Centraal Bureau voor de Statistiek, 2004. <<http://statline.cbs.nl/StatWeb/publication/?VW=T&DM=SLNL&PA=70794ned&D1=a&D2=0,53-55&D3=0&HD=090924-1634&HDR=T,G2&STB=G1>>

Netherlands Antilles: 1992 Census. Obtained from United Nations Demographic Yearbook.

New Caledonia: 2005 World Religion Database

New Zealand: 2006 Census. Obtained from "Religious Affiliation Section." Quick Stats about Culture and Identity. Statistics New Zealand, 2006. <<http://www.stats.govt.nz/Census/2006CensusHomePage/quickstats-about-a-subject/culture-and-identity/religious-affiliation.aspx>>

Nicaragua: 2005 Census. Obtained from "Capitulo 1 'Censo de Poblacion.' " VIII Censo de Poblacion y IV de Vivienda 2005 INEC. Instituto Nacional de Informacion de Desarrollo, 2005. <<http://www.inec.gob.ni/censos2005/ResumenCensal/Resumen2.pdf>> (PDF)

Niger: 2006 Demographic and Health Survey

Nigeria: 2003 Demographic and Health Survey

Niue: 2001 Census. Obtained from personal email correspondence with United Nations Statistics Division.

North Korea: 2005 World Religion Database

Northern Mariana Islands: 2005 World Religion Database

Norway: 2006 European Social Survey

Oman: 1993 Census. Obtained from " 'Table No.1: Total Population by Region: Omani & Non-Omani'; 'Table 3.1.8: Non-Omani Population by Region, Religion, and Sex'; 'Section 2-5: Religion, Housing and Establishments.'" General Census of Population. Sultanate of Oman: Ministry of Development, 1993.

Pakistan: 1998 Census. Obtained from "Table: Population by Religion." 1998 Population Census. Government of Pakistan: Population Census Organization, Statistics Division, 1998. <http://www.statpak.gov.pk/depts/pco/statistics/other_tables/pop_by_religion.pdf> (PDF)

Palau: 2000 Census. Obtained from personal email correspondence with United Nations Statistics Division.

Palestinian territories: Pew Research Center's Global Attitudes Project 2009 Survey

Panama: 2005 World Religion Database

Papua New Guinea: 2000 Census. Obtained from "Papua New Guinea." 2008 Report on International Religious Freedom. United States: U.S. State Department, 2008.

Paraguay: 2002 Census. Obtained from United Nations Demographic Yearbook.

Peru: 2005 World Religion Database

Philippines: 2000 Census. Obtained from United Nations Demographic Yearbook.

Pitcairn Islands: 2005 World Religion Database

Poland: 2006 European Social Survey

Portugal: 2001 Census. Obtained from United Nations Demographic Yearbook.

Puerto Rico: 2005 World Religion Database

Qatar: 2004 Census. Obtained from United Nations Demographic Yearbook.

Republic of Congo: 2005 Demographic and Health Survey

Republic of Macedonia: 2002 Census. Obtained from United Nations Demographic Yearbook.

Reunion: 2005 World Religion Database

Romania: 2002 Census. Obtained from United Nations Demographic Yearbook.

Russia: Based on ethnicity data in 2002 Census. Obtained from Heleniak, Timothy. " 'Table 4: Russia's Ethnic Muslim Population by Region, 1989 and 2002,' Regional Distribution of the Muslim Population of Russia." Eurasian Geography and Economics. Volume 47, No. 4. 2006.

Rwanda: 2002 Census. Obtained from "Table TA06E. Distribution of the Resident Population in Ordinary Households by Religious affiliation, Urban/Rural Residence and by Sex." The Rwanda 2002 Census of Population and Housing. Rwanda: National Census Service, 2004. <<http://www.statisticsrwanda.gov.rw/TablesEnglish/TA06E.htm>>

St. Helena: 1987 Census. Obtained from United Nations Demographic Yearbook.

St. Kitts and Nevis: 1991 Census. Obtained from United Nations Demographic Yearbook.

St. Lucia: 2001 Census. Obtained from United Nations Demographic Yearbook.

St. Pierre and Miquelon: 2005 World Religion Database

St. Vincent and the Grenadines: 2005 World Religion Database

Samoa: 2001 Census. Obtained from personal email correspondence with United Nations Statistics Division.

San Marino: 2005 World Religion Database

Sao Tome and Principe: 2005 World Religion Database

Saudi Arabia: 2003 World Values Survey

Senegal: 2006 Demographic and Health Survey

Serbia: 2002 Census. Obtained from United Nations Demographic Yearbook.

Seychelles: 2002 Census. Obtained from United Nations Demographic Yearbook.

Sierra Leone: 2004 Census. Obtained from "Table 1.9: Percentage distribution of Heads by Religion by Region and Residence." Sierra Leone Integrated Household Survey (SLIHS) 2003/04. Government of Sierra Leone, 2007. <http://www.statistics.sl/SLIHS_REPORT.pdf> (PDF)

Singapore: 2000 Census. Obtained from United Nations Demographic Yearbook.

Slovakia: 2001 Census. Obtained from United Nations Demographic Yearbook.

Slovenia: 2002 Census. Obtained from United Nations Demographic Yearbook.

Solomon Islands: 1999 Census. Obtained from “Table P01-3: Relationship, Ethnicity, and Religion by Province of Enumeration, Solomon Islands: 1999.” Solomon Islands 1999 Census. PacificWeb. org. <<http://www.pacificweb.org/DOCS/Other%20PI/SolomonIs/SI1999/PROVINCE.doc>> (PDF)

Somalia: 2005 World Religion Database

South Africa: 2001 Census. Obtained from United Nations Demographic Yearbook.

South Korea: 2005 Census. Obtained from personal email correspondence with United Nations Statistics Division.

Spain: 2006 European Social Survey

Sri Lanka: 2001 Census. Obtained from United Nations Demographic Yearbook.

Sudan: 2005 World Religion Database

Suriname: 2005 World Religion Database

Swaziland: 2006 Demographic and Health Survey

Sweden: 2006 European Social Survey

Switzerland: 2000 Census. Obtained from United Nations Demographic Yearbook.

Syria: 2005 World Religion Database

Taiwan: 2006 World Values Survey

Tajikistan: 2005 World Religion Database

Tanzania: 2004 Demographic and Health Survey

Thailand: 2009 estimate by Aree Jampaklay, a consultant to the Pew Research Center’s Forum on Religion & Public Life, Institute for Population and Social Research, Mahidol University, Thailand. Estimate adjusts for a probable census undercount of Muslims in southern Thailand.

Timor-Leste: 2005 World Religion Database

Togo: 1998 Demographic and Health Survey

Tokelau: 2006 Census. Obtained from “‘Table 2.5: Lotu i te Fenua e Mahani Nofo ai (Religion by Atoll of Usual Residence),’ Tabular Report, Section 2, Social Profile.” Tokelau 2006 Census of Population and Dwellings. Statistics New Zealand and the Office of the Council for the Ongoing Government of Tokelau, 2006. <<http://www.spc.int/prism/country/tk/stats/Reports/2006censusrpts/2006%20Census%20Tabular%20Report%20-%20Final.pdf>> (PDF)

Tonga: 2001 Census. Obtained from United Nations Demographic Yearbook.

Trinidad and Tobago: 2000 Census. Obtained from "Non-Institutional Population: Religion." Trinidad and Tobago 2000 Census: 2007 Pocket Digest. Central Statistical Office, 2007. <<http://cso.gov.tt/files/cms/Pocket%20Digest%202007.pdf>> (PDF)

Tunisia: 2005 World Religion Database

Turkey: Carkoglu, Ali and Binnaz, Toprak. Religion, Society and Politics in a Changing Turkey. Istanbul: Turkish Economic and Social Studies Foundation Publications, 2006.

Turkmenistan: 2000 Demographic and Health Survey. Obtained from "Table 3.2: Residence, ethnicity, and religion by region." Turkmenistan Demographic and Health Survey 2000. Calverton, Maryland: Gurbansoltan Eje Clinical Research Center for Maternal and Child Health (GECRCMCH) and ORC Macro; Turkmenistan: Ministry of Health and Medical Industry. Calverton, Maryland: GECRCMCH and ORC Macro, 2001. NOTE: The DHS dataset for Turkmenistan has never been released, but data on religious affiliation was included in the text of the DHS report cited here.

Turks and Caicos Islands: 1990 Census. Obtained from World Christian Encyclopedia, 2nd Edition.

Tuvalu: 2005 World Religion Database

Uganda: 2002 Census. Obtained from United Nations Demographic Yearbook.

Ukraine: 2007 Demographic and Health Survey

United Arab Emirates: 2005 World Religion Database

United Kingdom:

England and Wales: 2001 Census. Obtained from "Table KS07: Religion." United Kingdom 2001 Census: England and Wales. London: Office for National Statistics, 2001. <<http://www.ons.gov.uk/census/index.html>>

Scotland: 2001 Census. Obtained from "Table T25: Theme Table on Current Religion, Scotland." United Kingdom 2001 Census: Scotland. General Register Office for Scotland, 2002. <<http://www.gro-scotland.gov.uk/files/theme24-55.xls#T25!a1>> (Excel file) and <<http://www.gro-scotland.gov.uk/census/censushm/scotcen2/index-of-census-results.html>>

Northern Ireland: 2001 Census. Obtained from "Table T30: Theme Table on Religion." United Kingdom 2001 Census: Northern Ireland. Northern Ireland Statistics and Research Agency, 2004. <http://www.nisranew.nisra.gov.uk/census/pdf/theme_tables.pdf> (PDF) and <<http://www.nisranew.nisra.gov.uk/census/start.html>> (Several sources were used for the United Kingdom estimate.)

Uruguay: 2005 World Religion Database

United States: Muslim Americans: Middle Class and Mostly Mainstream. Washington, D.C.: The Pew Research Center, 2007. <<http://pewresearch.org/assets/pdf/muslim-americans.pdf>> (PDF)

Uzbekistan: 2002 Demographic and Health Survey

Vanuatu: 1999 Census. Obtained from "Table D: The three most common religious groups by province"; "Table 2.10: Population by religion and island of residence." 1999 Population and Housing Census. Vanuatu National Statistics Office, 2001.

Vatican City: 2005 World Religion Database

Venezuela: 2005 World Religion Database

Vietnam: 2005 World Religion Database

U.S. Virgin Islands: 2005 World Religion Database

Wallis and Futuna: 2005 World Religion Database

Yemen: 2005 World Religion Database

Zambia: 2000 Census. Obtained from "CSO, 2000 Census of Population and Housing, 'Table 8: Population percentage distribution of religion by sex.' " International Human Rights Instruments: Core Document Forming part of the Reports of State Parties Zambia, Zambia 2000 Census. United Nations, 2004. <<http://74.125.47.132/search?q=cache:Hyqbhl5z-4cJ:www.unhchr.ch/tbs/doc.nsf/0/acd8c3e025cdebb7c1257054002dcfa5/%24FILE/G0540810.DOC+Burundi+1990+census+and+religion&cd=23&hl=en&ct=clnk&gl=us>>

Zimbabwe: 2006 Demographic and Health Survey

Appendix D: Advisers and Consultants

Project Advisers

Mohamed Ayad, Macro International, Demographic & Health Surveys
John Casterline, Ohio State University
Carl Haub, Population Reference Bureau
Amaney Jamal, Princeton University
Charles Westoff, Princeton University
Peter Xenos, University of Hawaii at Manoa
Tukufu Zuberi, University of Pennsylvania

Consultants

Below is the list of demographers and social scientists with whom the Pew Forum consulted to arrive at the estimates included in this report as well as the growth rate and future population size estimates that will appear in a forthcoming report. Most were working in their individual capacities rather than as representatives of their institution or organization.

All Muslim population estimates were arrived at using multiple sources and may not be identical to the estimates used or suggested by a particular country expert.

Niveen ME Abu-Rmeileh, Institute of Community and Public Health, Birzeit University, West Bank, Palestinian territories (Country Focus: Palestinian territories)

Victor Agadjanian, Arizona State University, Tempe, Ariz. (Country Focus: Kazakhstan)

Tauseef Ahmed, Freelance Consultant in Population and Reproductive Health, Pakistan (Country Focus: Pakistan)

Ahmed Mohamed Al-Haddad, Population Studies and Training Center, Sana'a University, Yemen (Country Focus: Yemen)

Yousef Hayder Nimer Al-Madi, Palestine Central Bureau of Statistics, Syria (Country Focus: Syria and Palestinians living in Syria and Lebanon)

Evi Nurvidya Arifin, Institute of Southeast Asian Studies, Singapore (Country Focus: Indonesia)

M'hamed Ayed, Tunisia (Country Focus: Tunisia)

Jennifer B. Barrett, Department of Sociology, Loyola University Chicago, Chicago, Ill. (Country Focus: Uzbekistan)

Cem Behar, Bogaziçi University, Turkey (Country Focus: Turkey)

Ali Çarkoglu, Sabancı University, Turkey (Country Focus: Turkey)

Rufat Efendiyev, Institute of Economy, National Academy of Sciences of Azerbaijan, Azerbaijan (Country Focus: Azerbaijan)

Karl Feld, Zarlisht Mirbacha, David Peng and John Willingham, D3 Systems, Inc., Vienna, Va. (Country Focus: Afghanistan)

Robert W. Hefner, Institute on Culture, Religion, and World Affairs, Boston University, Boston, Mass. (Country Focus: Indonesia)

Timothy Heleniak, Department of Geography, University of Maryland, College Park, Md. (Country Focus: Russia)

Mohammad Irfan, International Institute of Islamic Economics, International Islamic University, Pakistan (Country Focus: Pakistan)

Aree Jampaklay and Sureeporn Punpuing, The Institute for Population and Social Research, Mahidal University, Thailand (Country Focus: Thailand)

M.A. Muqtedar Khan, University of Delaware, Newark, Del. (Regional Focus: Middle East and South Asia)

Khalid Khawaja, Arab Institute for Training and Research in Statistics, Jordan (Country Focus: Jordan)

Rshood M. Khraif, King Saud University, Saudi Arabia (Country Focus: Saudi Arabia)

Barkat-e-Khuda, University of Dhaka, Bangladesh, with Nurul Alam, International Centre for Diarrhoeal Disease Research, Bangladesh (Country Focus: Bangladesh)

Ali Kouaouci, University of Batna, Algeria, and University of Montreal, Canada (Country Focus: Algeria)

Idrissa Alichina Kourgueni, Centre International D'Etudes et De Recherches Sur Les Populations Africaines, Niger (Country Focus: Burkina Faso, Chad, Mali, Mauritania and Niger)

Jianxin Li, Department of Sociology, Peking University, China (Country Focus: China)

Aslam Mahmood, Centre for the Study of Regional Development, Jawaharlal Nehru University, India (Country Focus: India)

Gisele Maynard-Tucker, Center for the Study of Women, University of California at Los Angeles, Los Angeles, Calif. (Country Focus: Guinea)

Khaleel Mohammed, San Diego State University, San Diego, Calif. (Country Focus: Argentina, Brazil and Guyana)

Khan Mohammad Mohsin, University of Dhaka, Bangladesh (Country Focus: Bangladesh)

Abdul Ghaffar Mughal, University of California at Los Angeles, Los Angeles, Calif., and South and East European University, Republic of Macedonia (Country Focus: Kosovo, Kyrgyzstan, Republic of Macedonia, Tajikistan and Turkmenistan)

Mohamed Nimer, School of International Service, American University, Washington, D.C. (Country Focus: United States)

Martha Brill Olcott, Carnegie Endowment for International Peace, Washington, D.C. (Country Focus: Azerbaijan, Kazakhstan, Kyrgyzstan, Russia, Tajikistan, Turkmenistan and Uzbekistan)

Zahia Ouadah-Bedidi, Institut National d'Études Démographiques, France (Country Focus: Libya and Morocco)

Kolawole Azeez Oyediran, John Snow Incorporated, Nigeria; with Ibrahim Olatunde Uthman, Department of Arabic and Islamic Studies, University of Ibadan, Nigeria, and Sama'ila Madaki Yusuf, USAID/ACCESS-JHPIEGO, Nigeria (Country Focus: Nigeria)

Farzaneh Roudi, Population Reference Bureau, Washington, D.C. (Country Focus: Iran)

Abdul Majid Salleh, Independent Consultant, Malaysia, with Wan Hashim Wan Jaffar, Independent Consultant, Malaysia (Country Focus: Malaysia)

Hussein Abdel-Aziz Sayed, Cairo University, Egypt (Country Focus: Egypt)

Vegard Skirbekk, Marcin Stonawski and Samir KC, International Institute for Applied Systems Analysis, Austria; Bilal Barakat and Anne Goujon, Vienna Institute of Demography, Austria; Eric Kaufmann, Birkbeck College, University of London, United Kingdom; and Erling Lundevaller, Umeå University, Sweden (Country Focus: Albania, Bosnia-Herzegovina, United Kingdom, France, Germany, Netherlands, Spain and Sweden)

Eldaw Abdalla Suliman, Dubai Health Authority, United Arab Emirates (Country Focus: Sudan)

Charles H. Teller, Population Reference Bureau, Washington, D.C., and Institute for Population Studies, Ethiopia (Country Focus: Ethiopia)

Peter Xenos, University of Hawaii at Manoa, Honolulu, Hawaii (Country Focus: Philippines)

Guiping Yang, Oxford Centre for Islamic Studies, United Kingdom, and Department of Philosophy and Religious Study, Central University of Nationalities in China, China; with Yinan Chen, Lixin Zhang, Siying Zhang, Qiang Zhen and Meng Zhu, Foreign Language Teaching and Research Press, China (Country Focus: China)

Farhat Yusuf, Department of Business, Macquarie University, Australia (Country Focus: Australia, Canada and New Zealand)