



Match Statistics

試合のスタッツ / Statistiques du match

Match 1

ROC vs ITA
0 3

Match Duration: 1h 32min


| Team | Sets | 1 | 2 | 3 | Total |
|--------------|------|-------|-------|-------|----------|
| ROC | 0 | 23 | 19 | 14 | 56 |
| ITA | 3 | 25 | 25 | 25 | 75 |
| Playing Time | | 31min | 30min | 24min | 1h 25min |

1st Referee: ROLF Pati (USA)


2nd Referee: MAROSZEK Wojciech (POL)

Challenge Referee: NEDERHOED Jacobus (NED)


ROC - ROC

| Scoring Attack |
|--|
|  |
| Limit 15.00% |

| Rk | No. | Name | Points | Errors | In-Play | Total Attempts | Eff. % |
|-------------|-----|---------------------|--------|--------|---------|----------------|--------|
| 1 | 8 | GONCHAROVA Nataliya | 6 | 4 | 12 | 22 | 9.09 |
| 2 | 16 | VORONKOVA Irina | 6 | 5 | 10 | 21 | 4.76 |
| | 10 | FEDOROVTSSEVA Arina | 10 | 14 | 8 | 32 | |
| | 6 | KOROLEVA Irina | 5 | 2 | 4 | 11 | |
| | 12 | LAZAREVA Anna | 1 | 1 | 1 | 3 | |
| | 14 | FETISOVA Irina | 2 | 1 | - | 3 | |
| | 13 | STARTSEVA Evgeniya | 1 | - | 1 | 2 | |
| | 4 | PILIPENKO Daria | - | - | - | - | |
| | 5 | MATVEEVA Polina | - | - | - | - | |
| | 19 | PODKOPAEVA Anna | - | - | - | - | |
| | 25 | SMIRNOVA Kseniia | - | - | - | - | |
| | 26 | ENINA Ekaterina | - | - | - | - | |
| Team Totals | | | 31 | 27 | 36 | 94 | 4.26 |

| Scoring Block |
|--|
|  |

| Rk | No. | Name | Points | Errors | In-Play | Total Attempts | Avg. by Set |
|-------------|-----|---------------------|--------|--------|---------|----------------|-------------|
| 1 | 6 | KOROLEVA Irina | 2 | 6 | 5 | 13 | 0.67 |
| 2 | 14 | FETISOVA Irina | 1 | 3 | 5 | 9 | 0.33 |
| 2 | 16 | VORONKOVA Irina | 1 | 1 | 1 | 3 | 0.33 |
| 4 | 13 | STARTSEVA Evgeniya | - | 3 | 5 | 8 | 0.00 |
| 4 | 8 | GONCHAROVA Nataliya | - | 2 | 2 | 4 | 0.00 |
| 4 | 10 | FEDOROVTSSEVA Arina | - | - | 1 | 1 | 0.00 |
| | 4 | PILIPENKO Daria | - | - | - | - | |
| | 5 | MATVEEVA Polina | - | - | - | - | |
| | 12 | LAZAREVA Anna | - | - | - | - | |
| | 19 | PODKOPAEVA Anna | - | - | - | - | |
| | 25 | SMIRNOVA Kseniia | - | - | - | - | |
| | 26 | ENINA Ekaterina | - | - | - | - | |
| Team Totals | | | 4 | 15 | 19 | 38 | 1.33 |

| Scoring Service |
|--|
|  |

| Rk | No. | Name | Points | Errors | In-Play | Total Attempts | Avg. by Set |
|-------------|-----|---------------------|--------|--------|---------|----------------|-------------|
| 1 | 16 | VORONKOVA Irina | - | 1 | 12 | 13 | 0.00 |
| 1 | 10 | FEDOROVTSSEVA Arina | - | 2 | 8 | 10 | 0.00 |
| 1 | 6 | KOROLEVA Irina | - | - | 9 | 9 | 0.00 |
| 1 | 13 | STARTSEVA Evgeniya | - | - | 8 | 8 | 0.00 |
| 1 | 8 | GONCHAROVA Nataliya | - | - | 7 | 7 | 0.00 |
| 1 | 14 | FETISOVA Irina | - | - | 6 | 6 | 0.00 |
| 1 | 12 | LAZAREVA Anna | - | - | 3 | 3 | 0.00 |
| 1 | 25 | SMIRNOVA Kseniia | - | - | 3 | 3 | 0.00 |
| 1 | 5 | MATVEEVA Polina | - | - | 1 | 1 | 0.00 |
| 1 | 26 | ENINA Ekaterina | - | - | 1 | 1 | 0.00 |
| | 4 | PILIPENKO Daria | - | - | - | - | |
| | 19 | PODKOPAEVA Anna | - | - | - | - | |
| Team Totals | | | | 3 | 58 | 61 | 0.00 |

| Team |
|------|
| |

| Opponent Errors & Team Errors | Points |
|-------------------------------|--------|
| | 21 |



Match Statistics

試合のスタッツ / Statistiques du match

Match 1

ROC vs ITA
0 3

Match Duration: 1h 32min


| Team | Sets | 1 | 2 | 3 | Total |
|--------------|------|-------|-------|-------|----------|
| ROC | 0 | 23 | 19 | 14 | 56 |
| ITA | 3 | 25 | 25 | 25 | 75 |
| Playing Time | | 31min | 30min | 24min | 1h 25min |

1st Referee: ROLF Pati (USA)


2nd Referee: MAROSZEK Wojciech (POL)

Challenge Referee: NEDERHOED Jacobus (NED)


ROC - ROC

| Non-Scoring Dig |
|--|
|  |

| Rk | No. | Name | Excellents | Errors | In-Play | Total Attempts | Avg. by Set |
|--------------------|-----|---------------------|------------|--------|---------|----------------|-------------|
| 1 | 19 | PODKOPAIEVA Anna | 12 | 4 | 1 | 17 | 4.00 |
| 2 | 16 | VORONKOVA Irina | 5 | 7 | 1 | 13 | 1.67 |
| 3 | 8 | GONCHAROVA Nataliya | 3 | 2 | - | 5 | 1.00 |
| 4 | 13 | STARTSEVA Evgeniya | 2 | 7 | 2 | 11 | 0.67 |
| 5 | 10 | FEDOROVTSSEVA Arina | 1 | 9 | 3 | 13 | 0.33 |
| 5 | 14 | FETISOVA Irina | 1 | 2 | 1 | 4 | 0.33 |
| 5 | 6 | KOROLEVA Irina | 1 | 1 | - | 2 | 0.33 |
| 5 | 25 | SMIRNOVA Kseniia | 1 | - | - | 1 | 0.33 |
| | 4 | PILIPENKO Daria | - | - | - | - | - |
| | 5 | MATVEEVA Polina | - | - | - | - | - |
| | 12 | LAZAREVA Anna | - | - | - | - | - |
| | 26 | ENINA Ekaterina | - | - | - | - | - |
| Team Totals | | | 26 | 32 | 8 | 66 | 8.67 |

| Non-Scoring Set |
|--|
|  |

| Rk | No. | Name | Excellents | Errors | In-Play | Total Attempts | Avg. by Set |
|--------------------|-----|---------------------|------------|--------|---------|----------------|-------------|
| 1 | 13 | STARTSEVA Evgeniya | 18 | - | 47 | 65 | 6.00 |
| 2 | 19 | PODKOPAIEVA Anna | 2 | - | 4 | 6 | 0.67 |
| 3 | 8 | GONCHAROVA Nataliya | 1 | - | 2 | 3 | 0.33 |
| 3 | 16 | VORONKOVA Irina | 1 | - | 1 | 2 | 0.33 |
| 3 | 5 | MATVEEVA Polina | 1 | - | - | 1 | 0.33 |
| 6 | 10 | FEDOROVTSSEVA Arina | - | - | 2 | 2 | 0.00 |
| | 4 | PILIPENKO Daria | - | - | - | - | - |
| | 6 | KOROLEVA Irina | - | - | - | - | - |
| | 12 | LAZAREVA Anna | - | - | - | - | - |
| | 14 | FETISOVA Irina | - | - | - | - | - |
| | 25 | SMIRNOVA Kseniia | - | - | - | - | - |
| | 26 | ENINA Ekaterina | - | - | - | - | - |
| Team Totals | | | 23 | - | 56 | 79 | 7.67 |

| Non-Scoring Reception |
|--|
|  |
| Limit |
| 25.00% |

| Rk | No. | Name | Excellents | Errors | In-Play | Total Attempts | Succ. % |
|--------------------|-----|---------------------|------------|--------|---------|----------------|---------|
| 1 | 16 | VORONKOVA Irina | 14 | 1 | 6 | 21 | 66.67 |
| 2 | 19 | PODKOPAIEVA Anna | 11 | 1 | 5 | 17 | 64.71 |
| | 10 | FEDOROVTSSEVA Arina | 8 | 3 | 3 | 14 | - |
| | 8 | GONCHAROVA Nataliya | 3 | - | - | 3 | - |
| | 6 | KOROLEVA Irina | 1 | - | 1 | 2 | - |
| | 4 | PILIPENKO Daria | - | - | - | - | - |
| | 5 | MATVEEVA Polina | - | - | - | - | - |
| | 12 | LAZAREVA Anna | - | - | - | - | - |
| | 13 | STARTSEVA Evgeniya | - | - | - | - | - |
| | 14 | FETISOVA Irina | - | - | - | - | - |
| | 25 | SMIRNOVA Kseniia | - | - | - | - | - |
| | 26 | ENINA Ekaterina | - | - | - | - | - |
| Team Totals | | | 37 | 5 | 15 | 57 | 64.91 |



Match Statistics

試合のスタッツ / Statistiques du match

Match 1

ROC vs ITA
0 3

Match Duration: 1h 32min


| Team | Sets | 1 | 2 | 3 | Total |
|--------------|------|-------|-------|-------|----------|
| ROC | 0 | 23 | 19 | 14 | 56 |
| ITA | 3 | 25 | 25 | 25 | 75 |
| Playing Time | | 31min | 30min | 24min | 1h 25min |

1st Referee: ROLF Pati (USA)


2nd Referee: MAROSZEK Wojciech (POL)

Challenge Referee: NEDERHOED Jacobus (NED)

ITA - Italy

| Scoring Attack |
|--|
|  |
| Limit 15.00% |

| Rk | No. | Name | Points | Errors | In-Play | Total Attempts | Eff. % |
|-------------|-----|-------------------------|--------|--------|---------|----------------|--------|
| 1 | 9 | BOSETTI Caterina Chiara | 11 | 2 | 6 | 19 | 47.37 |
| 2 | 18 | EGONU Paola Ogechi | 14 | 5 | 6 | 25 | 36.00 |
| 3 | 14 | PIETRINI Elena | 10 | 2 | 13 | 25 | 32.00 |
| | 13 | FAHR Sarah Luisa | 5 | 1 | 4 | 10 | |
| | 11 | DANESI Anna | 4 | 2 | 4 | 10 | |
| | 5 | MALINOV Ofelia | 1 | - | 1 | 2 | |
| | 1 | SOROKAITE Indre | - | - | - | - | |
| | 6 | de GENNARO Monica | - | - | - | - | |
| | 7 | FOLIE Raphaela | - | - | - | - | |
| | 8 | ORRO Alessia | - | - | - | - | |
| | 10 | CHIRICHELLA Cristina | - | - | - | - | |
| | 17 | SYLLA Miryam Fatime | - | - | - | - | |
| Team Totals | | | 45 | 12 | 34 | 91 | 36.26 |

| Scoring Block |
|--|
|  |

| Rk | No. | Name | Points | Errors | In-Play | Total Attempts | Avg. by Set |
|-------------|-----|-------------------------|--------|--------|---------|----------------|-------------|
| 1 | 13 | FAHR Sarah Luisa | 4 | 4 | 4 | 12 | 1.33 |
| 2 | 5 | MALINOV Ofelia | 3 | 3 | 4 | 10 | 1.00 |
| 3 | 11 | DANESI Anna | 2 | 1 | 1 | 4 | 0.67 |
| 4 | 9 | BOSETTI Caterina Chiara | 1 | 2 | 2 | 5 | 0.33 |
| 4 | 18 | EGONU Paola Ogechi | 1 | 1 | 1 | 3 | 0.33 |
| 4 | 6 | de GENNARO Monica | 1 | - | - | 1 | 0.33 |
| 7 | 14 | PIETRINI Elena | - | 1 | 2 | 3 | 0.00 |
| | 1 | SOROKAITE Indre | - | - | - | - | |
| | 7 | FOLIE Raphaela | - | - | - | - | |
| | 8 | ORRO Alessia | - | - | - | - | |
| | 10 | CHIRICHELLA Cristina | - | - | - | - | |
| | 17 | SYLLA Miryam Fatime | - | - | - | - | |
| Team Totals | | | 12 | 12 | 14 | 38 | 4.00 |

| Scoring Service |
|--|
|  |

| Rk | No. | Name | Points | Errors | In-Play | Total Attempts | Avg. by Set |
|-------------|-----|-------------------------|--------|--------|---------|----------------|-------------|
| 1 | 18 | EGONU Paola Ogechi | 3 | 3 | 9 | 15 | 1.00 |
| 2 | 1 | SOROKAITE Indre | 1 | 1 | 5 | 7 | 0.33 |
| 2 | 8 | ORRO Alessia | 1 | - | 2 | 3 | 0.33 |
| 4 | 14 | PIETRINI Elena | - | 3 | 14 | 17 | 0.00 |
| 4 | 5 | MALINOV Ofelia | - | 1 | 9 | 10 | 0.00 |
| 4 | 13 | FAHR Sarah Luisa | - | 2 | 6 | 8 | 0.00 |
| 4 | 9 | BOSETTI Caterina Chiara | - | 2 | 4 | 6 | 0.00 |
| 4 | 11 | DANESI Anna | - | 1 | 3 | 4 | 0.00 |
| | 6 | de GENNARO Monica | - | - | - | - | |
| | 7 | FOLIE Raphaela | - | - | - | - | |
| | 10 | CHIRICHELLA Cristina | - | - | - | - | |
| | 17 | SYLLA Miryam Fatime | - | - | - | - | |
| Team Totals | | | 5 | 13 | 52 | 70 | 1.67 |

| Team |
|------|
| |

| Opponent Errors & Team Errors |
|-------------------------------|
| 13 |



Match Statistics

試合のスタッツ / Statistiques du match

Match 1

ROC vs ITA
0 3

Match Duration: 1h 32min


| Team | Sets | 1 | 2 | 3 | Total |
|--------------|------|-------|-------|-------|----------|
| ROC | 0 | 23 | 19 | 14 | 56 |
| ITA | 3 | 25 | 25 | 25 | 75 |
| Playing Time | | 31min | 30min | 24min | 1h 25min |

1st Referee: ROLF Pati (USA)


2nd Referee: MAROSZEK Wojciech (POL)

Challenge Referee: NEDERHOED Jacobus (NED)


ITA - Italy

| Non-Scoring Dig |
|--|
|  |

| Rk | No. | Name | Excellents | Errors | In-Play | Total Attempts | Avg. by Set |
|--------------------|-----|-------------------------|------------|--------|---------|----------------|-------------|
| 1 | 6 | de GENNARO Monica | 10 | 3 | 3 | 16 | 3.33 |
| 2 | 14 | PIETRINI Elena | 5 | 2 | 1 | 8 | 1.67 |
| 3 | 5 | MALINOV Ofelia | 4 | 1 | 3 | 8 | 1.33 |
| 4 | 9 | BOSETTI Caterina Chiara | 3 | 4 | 3 | 10 | 1.00 |
| 5 | 1 | SOROKAITE Indre | 2 | - | 1 | 3 | 0.67 |
| 6 | 18 | EGONU Paola Ogechi | 1 | - | - | 1 | 0.33 |
| 7 | 11 | DANESI Anna | - | - | 2 | 2 | 0.00 |
| | 7 | FOLIE Raphaela | - | - | - | - | - |
| | 8 | ORRO Alessia | - | - | - | - | - |
| | 10 | CHIRICHELLA Cristina | - | - | - | - | - |
| | 13 | FAHR Sarah Luisa | - | - | - | - | - |
| | 17 | SYLLA Miryam Fatime | - | - | - | - | - |
| Team Totals | | | 25 | 10 | 13 | 48 | 8.33 |

| Non-Scoring Set |
|--|
|  |

| Rk | No. | Name | Excellents | Errors | In-Play | Total Attempts | Avg. by Set |
|--------------------|-----|-------------------------|------------|--------|---------|----------------|-------------|
| 1 | 5 | MALINOV Ofelia | 32 | - | 30 | 62 | 10.67 |
| 2 | 6 | de GENNARO Monica | 2 | - | 4 | 6 | 0.67 |
| 3 | 18 | EGONU Paola Ogechi | 1 | - | - | 1 | 0.33 |
| 4 | 9 | BOSETTI Caterina Chiara | - | 2 | 3 | 5 | 0.00 |
| | 1 | SOROKAITE Indre | - | - | - | - | - |
| | 7 | FOLIE Raphaela | - | - | - | - | - |
| | 8 | ORRO Alessia | - | - | - | - | - |
| | 10 | CHIRICHELLA Cristina | - | - | - | - | - |
| | 11 | DANESI Anna | - | - | - | - | - |
| | 13 | FAHR Sarah Luisa | - | - | - | - | - |
| | 14 | PIETRINI Elena | - | - | - | - | - |
| | 17 | SYLLA Miryam Fatime | - | - | - | - | - |
| Team Totals | | | 35 | 2 | 37 | 74 | 11.67 |

| Non-Scoring Reception |
|--|
|  |
| Limit |
| 25.00% |

| Rk | No. | Name | Excellents | Errors | In-Play | Total Attempts | Succ. % |
|--------------------|-----|-------------------------|------------|--------|---------|----------------|---------|
| 1 | 6 | de GENNARO Monica | 12 | - | 2 | 14 | 85.71 |
| 2 | 9 | BOSETTI Caterina Chiara | 11 | - | 3 | 14 | 78.57 |
| 3 | 14 | PIETRINI Elena | 9 | - | 7 | 16 | 56.25 |
| | 11 | DANESI Anna | 2 | - | - | 2 | - |
| | 18 | EGONU Paola Ogechi | - | - | 1 | 1 | - |
| | 1 | SOROKAITE Indre | - | - | - | - | - |
| | 5 | MALINOV Ofelia | - | - | - | - | - |
| | 7 | FOLIE Raphaela | - | - | - | - | - |
| | 8 | ORRO Alessia | - | - | - | - | - |
| | 10 | CHIRICHELLA Cristina | - | - | - | - | - |
| | 13 | FAHR Sarah Luisa | - | - | - | - | - |
| | 17 | SYLLA Miryam Fatime | - | - | - | - | - |
| Team Totals | | | 34 | - | 13 | 47 | 72.34 |

Legend: Avg. Average Eff. % Efficiency No. Shirt number Rk Rank Succ.% Success %