













Juniors / Seniors - Team Ranking Open Competition

1 Germany  
Germany





Nr	Participant													Total
		D/P	Score	D/P	Score	Avg	D/P	Score	D/P	Score	D/P	Score		
120	ALT Tabea	5.0	13.80	-	0.000	13.800	6.3	14.40			5.4	13.55		
		-		-			-				-			
121	ENDERLE Maike								6.1	13.70	5.4	13.00		
									-		0.4			
122	FOELLINGER Amélie													
123	HARDER Florine	5.8	14.65	-	0.000	14.650	5.8	13.05						
		-		-			-							
124	KRÖLL Carina								5.3	12.80				
									-					
125	PHILIPP Lina													
252	GRIESSER Leah										5.4	13.30		
											-			
253	SCHÄFER Pauline	5.4	14.05	-	0.000	14.050					5.5	13.80		
		0.1		-							-			
254	SCHEDER Sophie						6.4	14.50	5.6	14.05				
							-		-					
255	SEITZ Elisabeth						6.6	14.85	5.6	12.65				
							-		-					
256	TIMM Michelle	5.0	13.70	-	0.000	13.700								
		-		-										
						56.200	56.800	53.200	53.650	219.850				

2 Belgium  
Belgium






Nr	Participant													Total
		D/P	Score	D/P	Score	Avg	D/P	Score	D/P	Score	D/P	Score		
138	LEBLICQ Cloé													
150	BRASSART Maellyse	5.0	13.75	-	0.000	13.750					5.0	12.55		
		-		-							0.3			
152	DERWAEL Nina						6.2	14.60	5.5	13.00	5.2	13.45		
							-		-		-			
153	KLINCKAERT Axelle													
154	MEYERS Julie	5.0	13.70	-	0.000	13.700	4.9	12.40	5.3	13.20				
		-		-			-		-					
155	STERCKX Justine													

207	HOCQUET Hélia								
247	HERMANS Rune	5.0 13.55	- 0.000	13.550	5.8 13.75		5.5 13.80		
248	MOTTEN Dorien								
249	MYS Gaelle	5.0 13.70	- 0.000	13.700		5.7 13.85			
250	VANDENHOLE Cindy				5.5 13.60				
251	VERSCHUEREN Lisa					5.7 13.55	5.4 13.55		
				54.700	54.350	53.600	53.350	216.000	






### 3 Brasil/Italy Brasil/Italy

Nr	Participant					Avg					Total
		D/P	Score	D/P	Score		D/P	Score	D/P	Score	
126	BERARDINELLI Sara										
127	CEREGHETTI Caterina	5.0 13.40	- 0.000	13.400		5.4 13.65					
128	LINARI Francesca noemi	5.0 13.15	- 0.000	13.150	5.0 11.35		5.3 13.40				
130	REDEMAGNI Michela				5.0 12.90	5.3 12.45					
131	SIMIONATO Nicole						5.0 13.20				
210	ANDRADE Rebeca	6.3 15.50	- 0.000	15.500	6.1 14.50	6.1 13.35					
211	COSTA Leticia	5.8 14.75	- 0.000	14.750			5.7 13.50				
212	HYPOLITO Daniele										
213	SARAIVA Flavia					6.3 13.75	5.8 13.80				
214	SINMON Julie				5.4 12.15						
				56.800	50.900	53.200	53.900	214.800			

4 France  
France






Nr	Participant					Avg							Total
		D/P	Score	D/P	Score		D/P	Score	D/P	Score	D/P	Score	
109	BOSSU Juliette	5.0	13.40	-	0.000	13.400							
		0.1		-									
110	BOYER Marine								6.0	13.70			
									-				
111	CHARPY Lorette						5.3	13.45	5.5	13.55			
							-		-				
112	DEVILLARD Coline										5.2	13.15	
											-		
113	DOS SANTOS Melanie	5.0	14.05	-	0.000	14.050	5.5	13.55			5.2	12.90	
		-		-			-				0.1		
114	PAUSE Oceane												
220	BREVET Marine								5.7	13.10	5.2	13.25	
									-		-		
221	CHARPY Grace												
222	PERDREAU Lucie												
223	KUHM Anne								5.6	12.70			
									-				
224	PIKUL Valentine	5.2	13.95	-	0.000	13.950	5.7	13.30			5.2	13.30	
		-		-			-				-		
225	VANHILLE Louise	5.0	13.85	-	0.000	13.850	5.6	13.35					
		-		-			-						
						55.250	53.650		53.050		52.600		214.550

5 United Kingdom  
United Kingdom






Nr	Participant					Avg							Total
		D/P	Score	D/P	Score		D/P	Score	D/P	Score	D/P	Score	
115	BEVAN Latalia												
116	FENTON Georgia-mae						5.2	13.40			5.0	11.95	
							-				0.3		
117	KINSELLA Alice	5.0	13.85	-	0.000	13.850	5.1	11.35					
		-		-			-						
118	METHUEN Maisie								5.3	12.55	5.0	13.15	
									-		-		
119	STANHOPE Lucy	5.0	13.45	-	0.000	13.450			5.0	12.10			
		-		-					0.1				
241	FELLOWS Charlie										5.3	13.25	
											-		

242	HOCKENHULL Georgina				5.5	12.50	5.8	13.50		
243	RAER Theaker	5.0	13.55	-	0.000	13.550				
244	ROMAEO Angel						5.3	12.45		
245	SIMM Kelly	5.6	14.10	-	0.000	14.100	6.0	12.90	5.8	13.90
					54.950	50.150	50.600	52.250	207.950	






6 Spain  
Spain

Nr	Participant											Total
		D/P	Score	D/P	Score	Avg	D/P	Score	D/P	Score	D/P	
140	BECHDEJU Laura	5.0	13.90	-	0.000	13.900				5.0	12.40	0.3
141	BONILLA Helena	5.0	13.90	-	0.000	13.900	5.1	10.45	5.1	12.95		
142	NORBERTO Paula											
143	PALACIOS Ana						4.8	12.60	5.0	10.90	4.9	12.80
144	SANCHEZ Marta											
236	COLOM Claudia								5.3	13.20		
237	FERNANDEZ Nora	5.0	13.80	-	0.000	13.800						
238	PEREZ Ana	5.0	13.80	-	0.000	13.800	5.7	12.20	5.2	11.15	5.5	13.30
239	RAYA Paula						5.3	13.25				
240	ROS Natalia									5.2	13.30	
					55.400	48.500	48.200	51.800	203.900			

7 Netherlands  
Netherlands

Nr	Participant					Avg							Total
		D/P	Score	D/P	Score		D/P	Score	D/P	Score	D/P	Score	
132	MAGHOUB Mandy												
133	PERDOK Sering	4.4	13.05	-	0.000	13.050			5.1	11.30			
		0.1		-					-				
134	POLDERMAN Kirsten						5.2	13.15			4.8	12.65	
							-				-		
136	VAN EGMOND Marieke						4.8	11.30	5.2	11.75			
							-		-				
137	VISSER Naomi	4.2	12.85	-	0.000	12.850					4.7	12.70	
		-		-							-		
200	RUIKES Maartje	5.3	13.75	-	0.000	13.750			5.6	13.65			
		-		-					-				
201	TOP Lisa	5.3	14.00	-	0.000	14.000					5.8	13.70	
		-		-							0.1		
202	VAN GERNER Céline												
203	VAN POL Vera						5.6	10.85			5.3	12.40	
							-				-		
204	WEVERS Lieke						5.8	13.05	5.6	13.70			
							-		-				
						53.650	48.350		50.400		51.450		203.850

8 Ireland  
Ireland

Nr	Participant					Avg							Total
		D/P	Score	D/P	Score		D/P	Score	D/P	Score	D/P	Score	
105	BELL Casey	4.6	13.20	-	0.000	13.200	4.4	11.55	4.9	11.30	4.7	10.60	
		-		-			-		-		0.6		
106	HYNES Sarah												
107	MARTIN Liling	4.2	12.30	-	0.000	12.300	2.7	9.550	4.1	10.40	4.6	11.80	
		0.3		-			-		-		-		
108	SHIMIZU Emer												
231	COYLE Taylor												
232	DONNELLY Tara	4.4	13.05	-	0.000	13.050			4.7	12.50	4.8	12.80	
		-		-					-		-		
233	MAWHINNEY Nicole						3.6	10.00					
							-						
234	MOLONEY Denise												

235	O'REILLY Ellis	4.4	12.85	-	0.000	12.850	4.4	11.60	4.8	11.95	4.9	12.50	
		-		-			-		-		0.1		
						51.400	42.700	46.150	47.700	187.950			