



# June Commission Report

## *Director's Update*

Rebecca Hupp A.A.E.  
Boise Airport Director

JUNE 2, 2021

# May Runway Closures

- **May 3: 10L/28R 7:00am – 4:00pm**  
Routine Maintenance
- **May 10: 10R/28L 7:00am – 4:00pm**  
Routine maintenance
- **May 17: 10R/28L 7:00am – 5:00pm**  
Routine maintenance & taxiway G project
- **May 24: 10L/28R 7:00am – 5:00pm**  
Routine maintenance
- **May 31: 10R/28L 7:00am – 4:00pm**  
Routine maintenance

## Scheduled closures in June

*To prepare for the FAA certification inspection the airport plans to have runway closures each Monday in June from 7:00am – 4:00pm*



# Federal Mask Mandate

- The federal mask mandate which requires masks be worn in airports is in place through September 13, 2021
- The airport's public address system reminds passengers/employees every 20 minutes to wear a mask



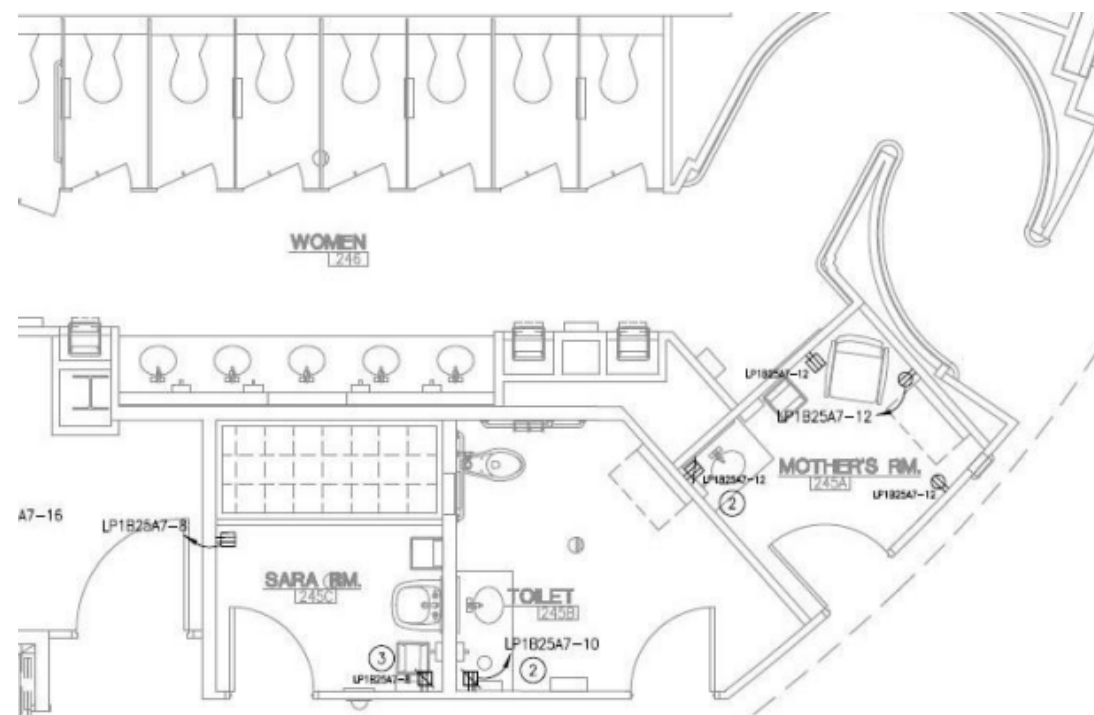
# Airport Property Development

- The airport interviewed three candidates for the RFI associated with property development west of the airport
- Airport is currently evaluating each candidate



# SARA & Nursing Room Construction

- Construction has begun on the new Service Animal Relief Area and Nursing Room adjacent to Bardenay
- Expected to take 60 days for construction
- Projected completion date is August 1, 2021



# Crush The Curve Vaccination Site

- Crush the Curve is holding another round of vaccinations at the airport economy lot
- May 22: Over 300 individuals were vaccinated
- Second dose being held on June 12



# Rental Car Shortage

- Nationwide shortage, which includes Boise's rental car operations
  - Agencies were conservative in ordering new vehicles last year due to uncertainty around recovery
  - Global shortage of microchips which is slowing vehicle production
  - Shortage is causing some customers to keep their vehicle longer than the reserved time
- Agencies are holding on to older vehicles with higher milage to try to meet demand
- Supply is expected to normalize by 2022



# Parking Update

- Airport will add public surface parking by moving employees and tenants out of Lot 30
- Airport to utilize BCC lot to increase employee and tenant parking capacity
- Some groups will relocate to Economy Lot



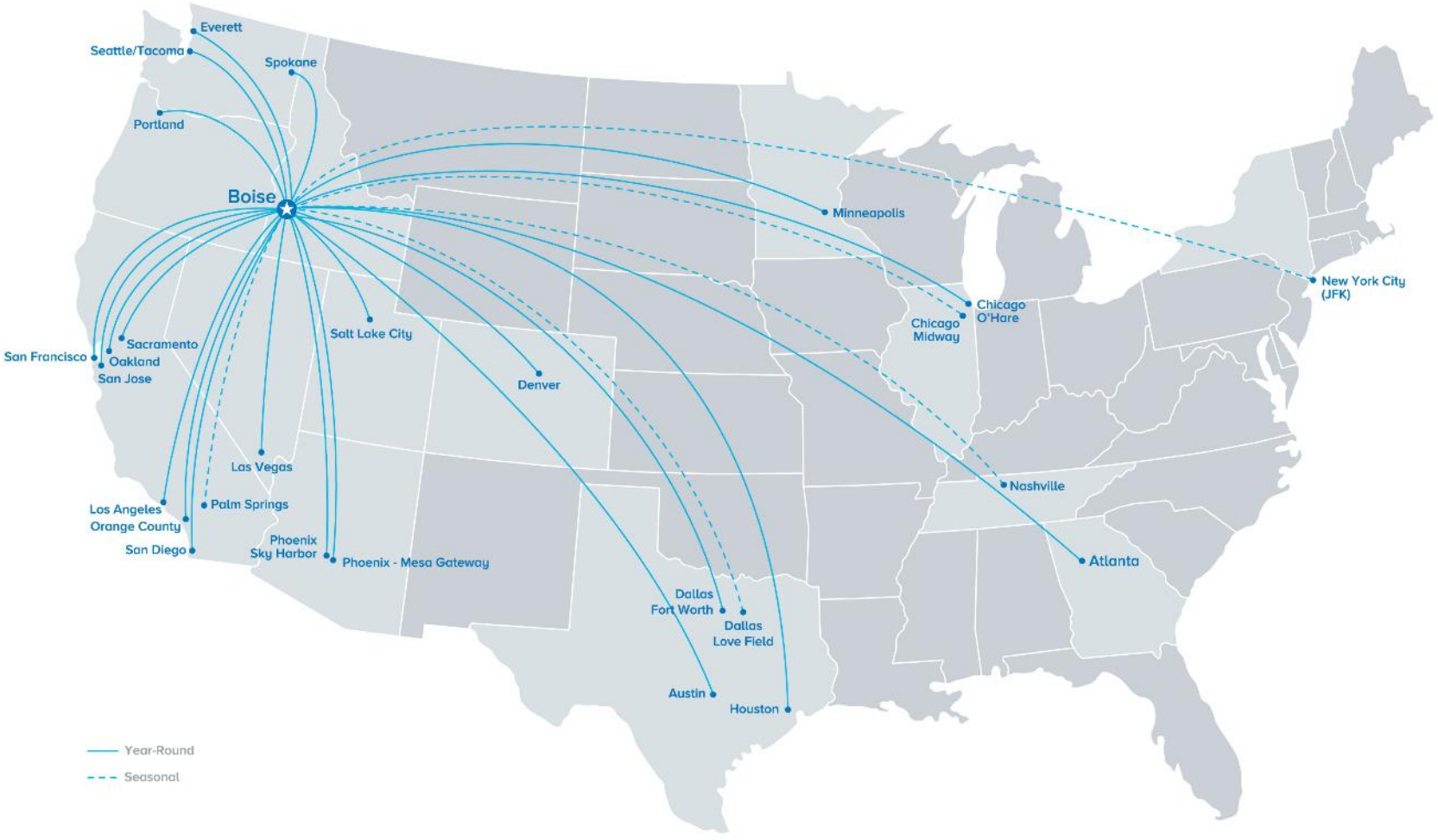


# Allegiant Begins Nashville Flight

- On May 28<sup>th</sup> Allegiant kicked off Nashville service
- Strong load factor
- Twice-weekly service on Friday and Monday
- Operating through Labor Day



# 27 Nonstop Destinations



# Alaska's Moscow-Pullman Flight

- Idaho State Board of Education approved a proposal to allow University of Idaho provide a revenue guarantee to Alaska Airlines
- Service would include five weekly flights between Boise and Moscow-Pullman Airport for three years



# BOI Mentioned in Industry Report

- Airport Cooperative Research Program's *Playbook for Cultivating Talent in the Airport Environment*
- Boise cited in a case study regarding employee/supervisor pulse checks to improve communication

## Pulse Checks

Pulse Checks are short electronic surveys about performance used to inform meaningful conversations.

You have **0** pulses to do.

History and Reports

Pulse

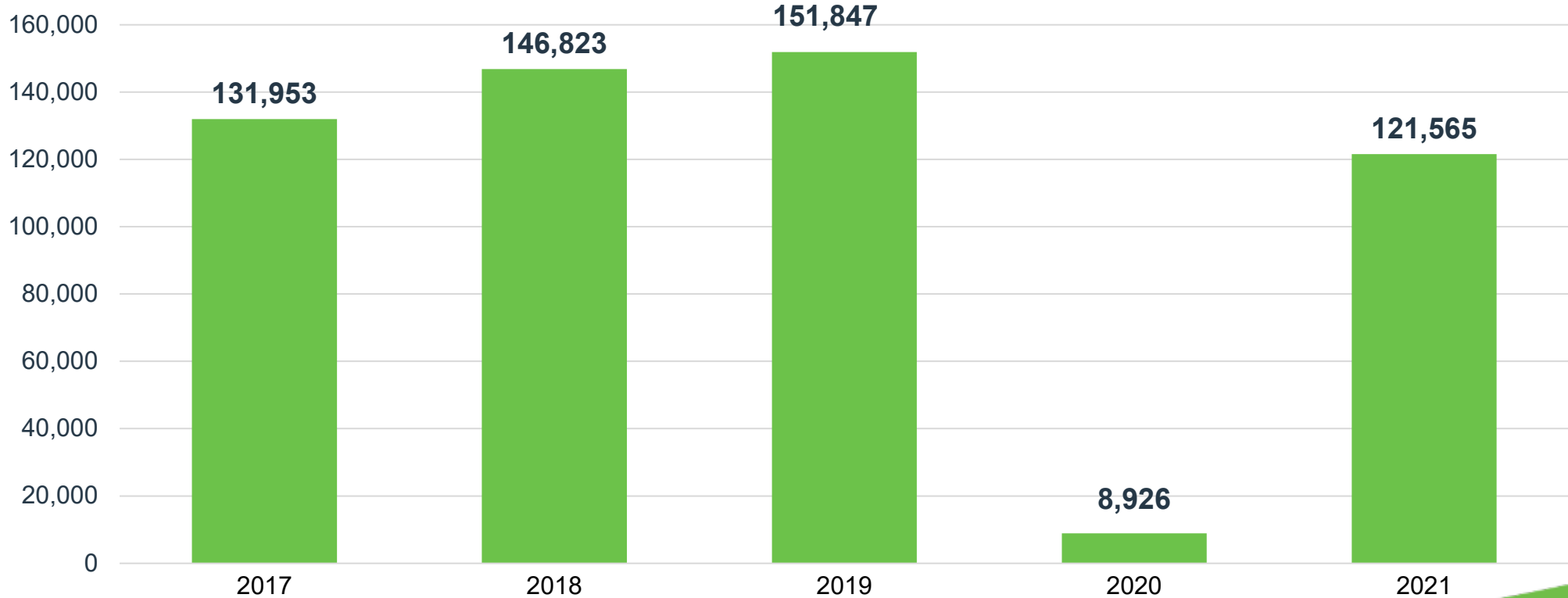
# Employee Achievements

- Congratulations to James Powers on achieving his ACE Certification in Lighting Maintenance!



# April Enplanements

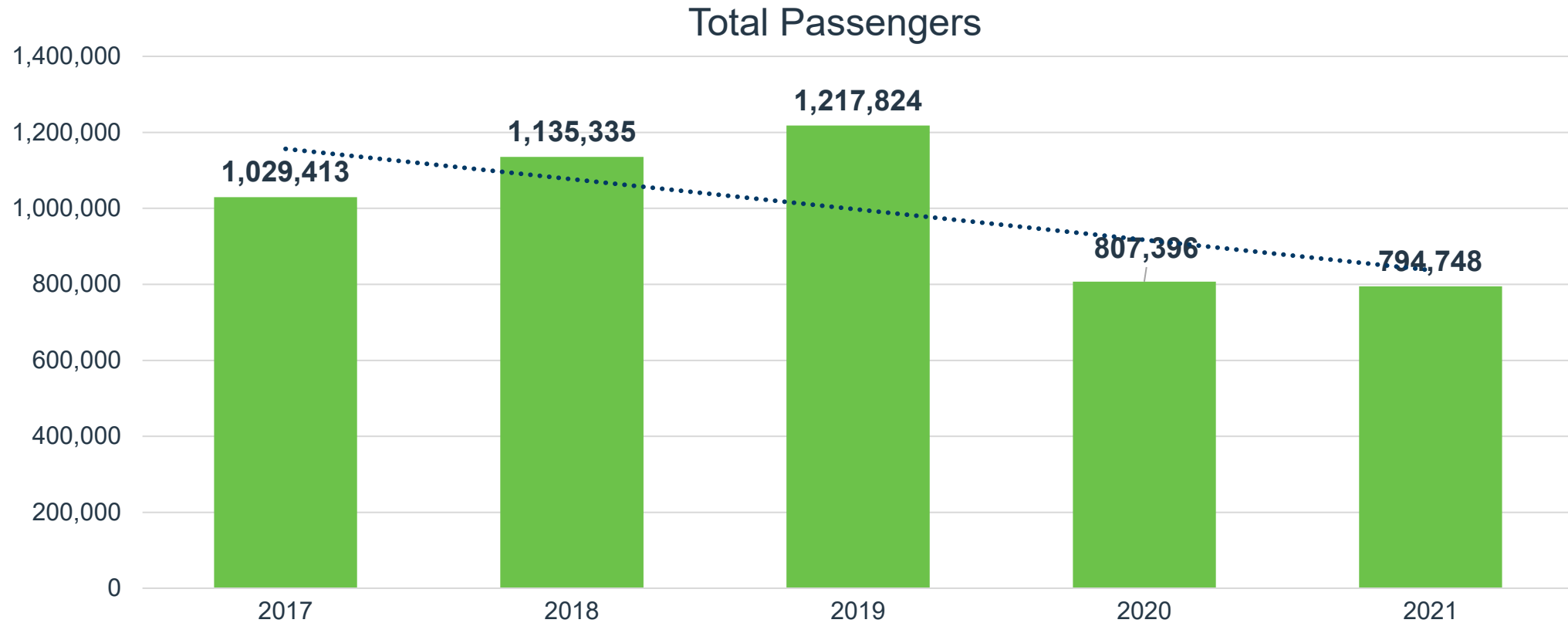
*Down 20% April 2021 over April 2019*



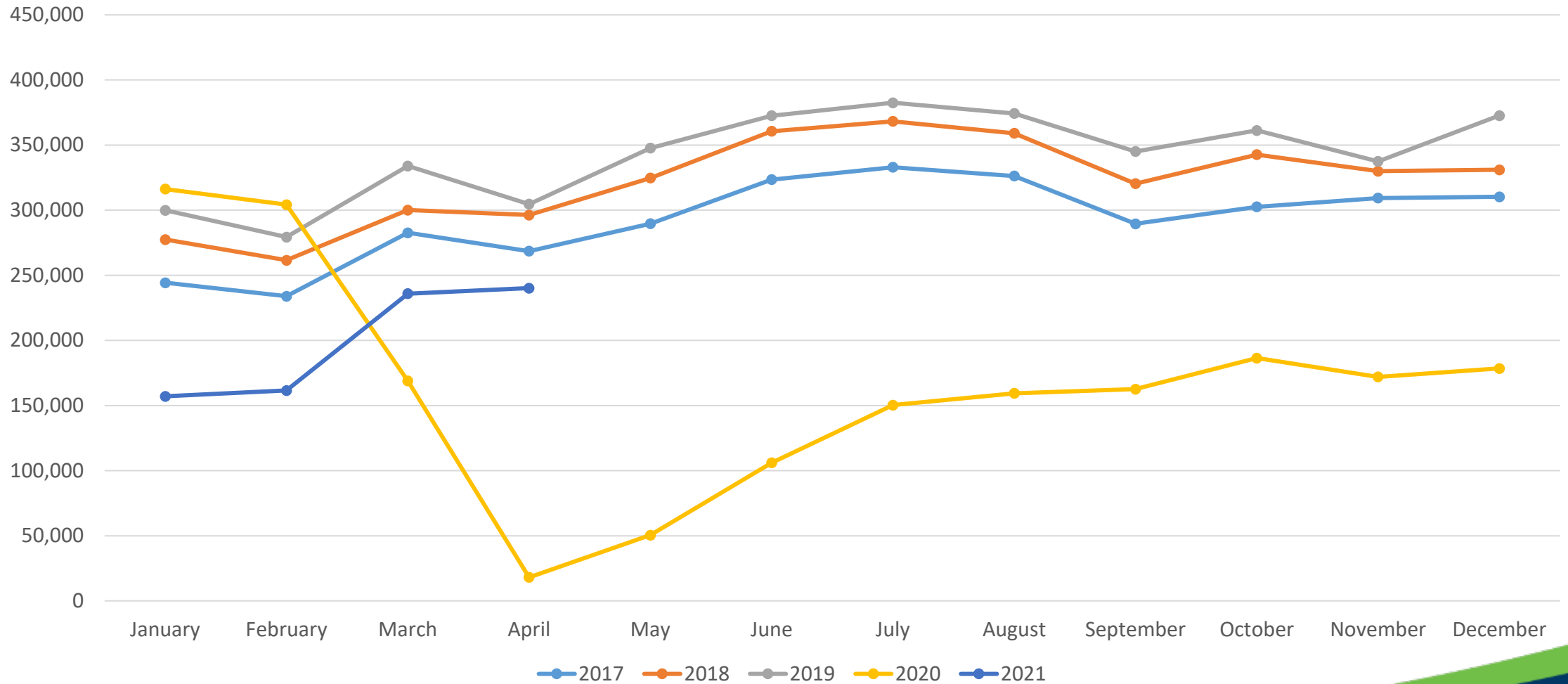
# 2021 Total Passengers

*Down 2% over 2020 (through April)*

*Down 35% over 2019 (through April)*



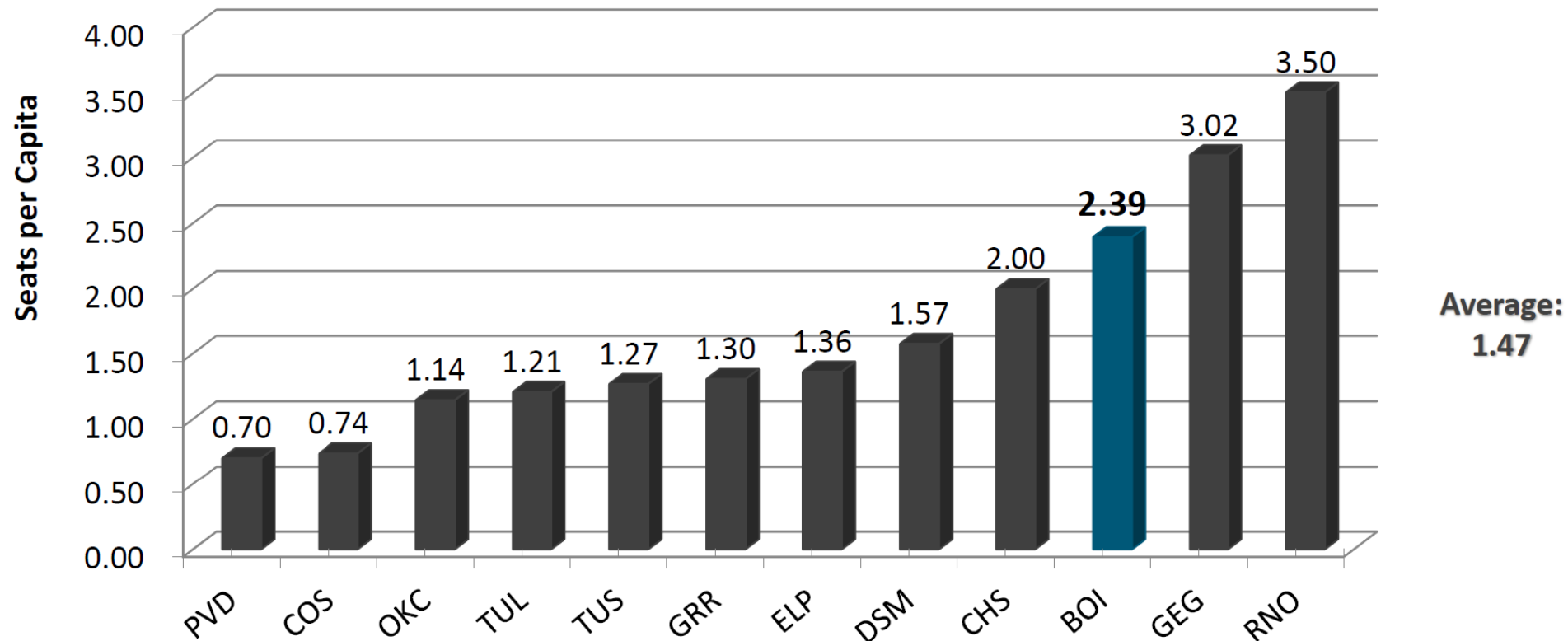
# Historic Monthly Passengers





# Seats Per Capita Comparison

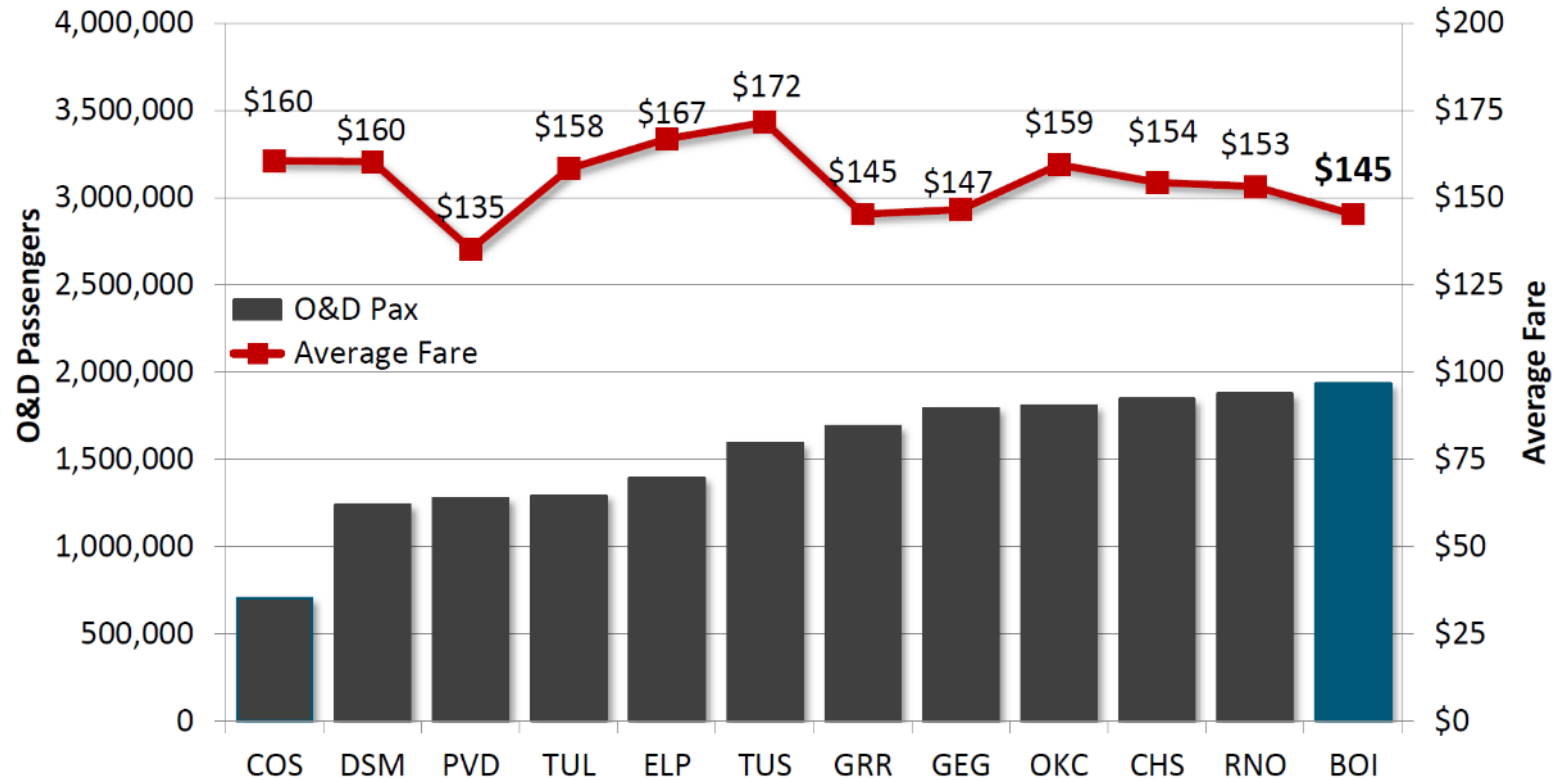
## YE Q4 2020 Report



BOI exceeds all comparison markets except Spokane (GEG) and Reno (RNO) in seats per capita but decreased from 2.54 to 2.39 from YE Q3 2020 to YE Q4 2020.

# O&D Passenger and Airfare Comparisons

## YE Q4 2020 Report



BOI ranked number one in terms of O&D passengers and was tied with the 2<sup>nd</sup> lowest fare among compare markets.

# Passenger Market Share

## YE Q4 2020 Report

Year	Quarter	Airline Market Share							
		AS	WN	DL	UA	AA	G4	F9	Other
2019	Q1	25%	25%	19%	18%	9%	2%	1%	1%
	Q2	25%	25%	20%	18%	8%	2%	1%	1%
	Q3	25%	25%	20%	18%	8%	2%	1%	1%
	Q4	26%	25%	21%	17%	8%	2%	0%	1%
2020	Q1	26%	24%	21%	17%	9%	2%	0%	1%
	Q2	26%	25%	20%	17%	9%	2%	0%	1%
	Q3	26%	25%	19%	17%	10%	2%	0%	1%
	Q4	<b>26%</b>	<b>24%</b>	<b>18%</b>	<b>16%</b>	<b>12%</b>	<b>3%</b>	<b>0%</b>	<b>1%</b>

American and Allegiant gained share in the latest year-ended period, while Southwest, Delta and United lost share.

# Forward Looking Schedule

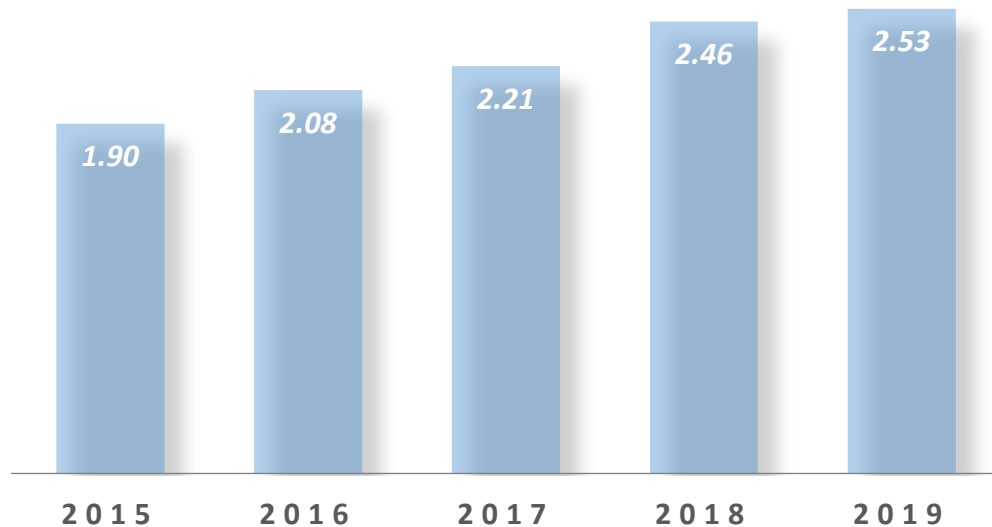
Month	Departures compared to 2019	Flights compared to 2019
May	(7%)	(4%)
June	6%	12%
July	15%	21%
August	28%	31%
September	32%	34%
October	31%	36%

Over the next 6 months, BOI's flights and seats are scheduled to increase by 18% and 22%, respectively, compared to 2019; however, additional schedule changes are possible due to COVID-19.

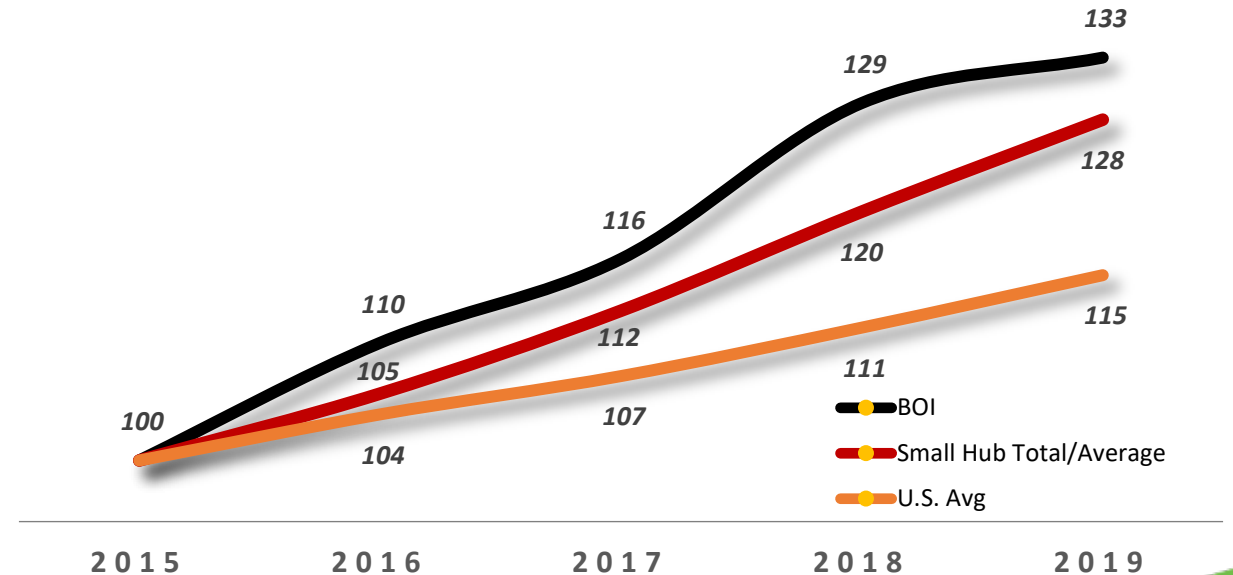
# There are 72 Small Hub Airports in the U.S.

## GROWTH IN BOISE'S DOMESTIC OUTBOUND SEATS 2015 - 2019

BOISE DOMESTIC OUTBOUND SEATS  
(MILLIONS)

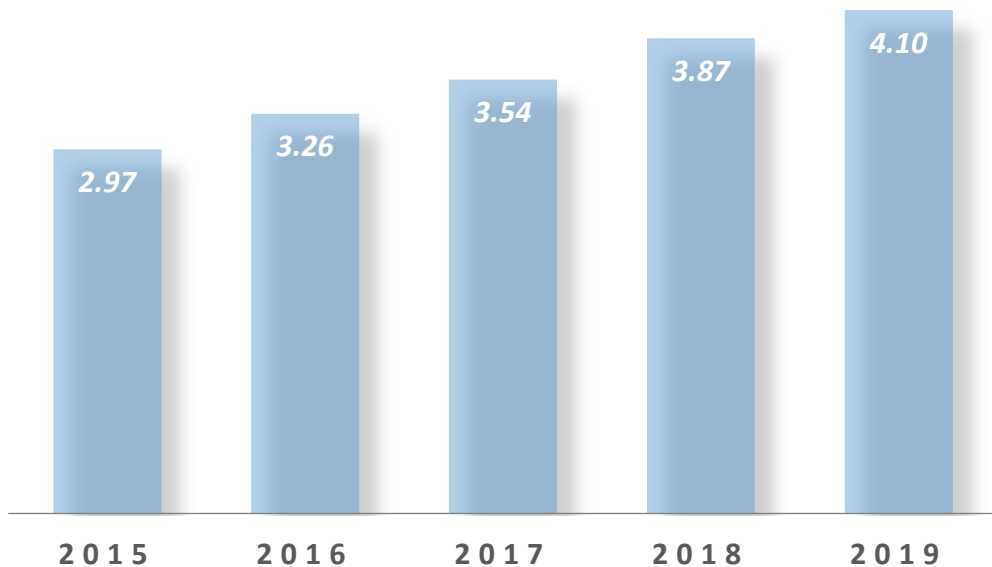


SEAT CAPACITY GROWTH AT BOISE COMPARED  
WITH SMALL HUB  
& U.S. AVERAGE  
Indexing to 2015 = 100

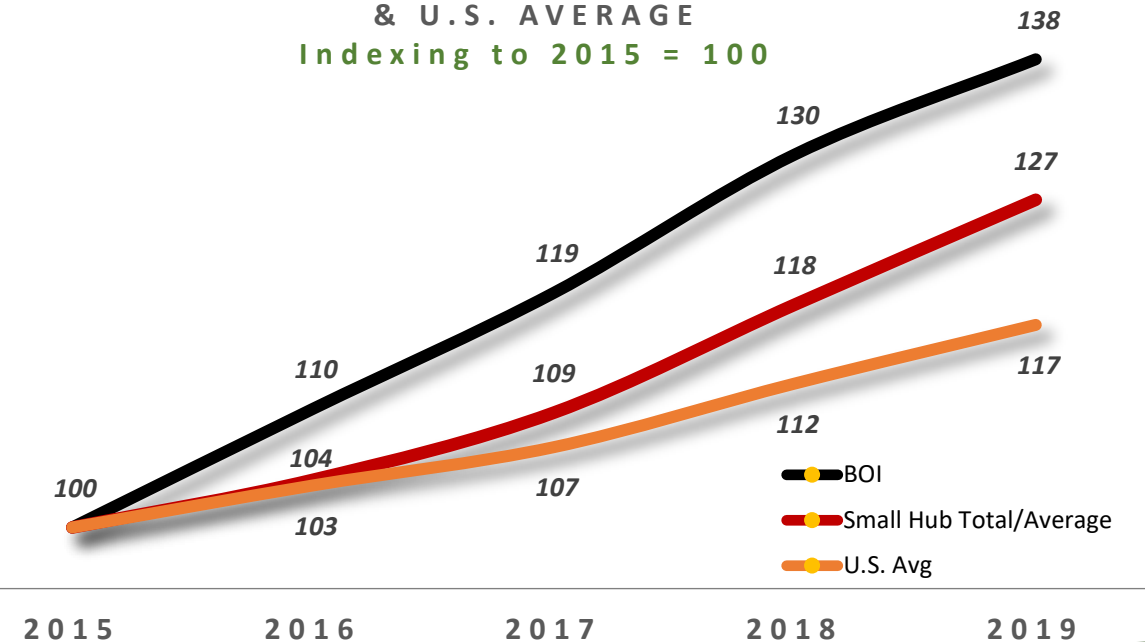


# Boise's Airport Domestic Throughput Versus Small Hub and U.S. Average 2015 - 2019

BOISE DOMESTIC AIRPORT THROUGHPUT (MILLIONS)



AIRPORT THROUGHPUT GROWTH AT BOISE COMPARED WITH SMALL HUB & U.S. AVERAGE  
Indexing to 2015 = 100



# Out of 72 Small Hub Airports in the U.S.

**DOMESTIC OUTBOUND SEATS 2015 - 2019**

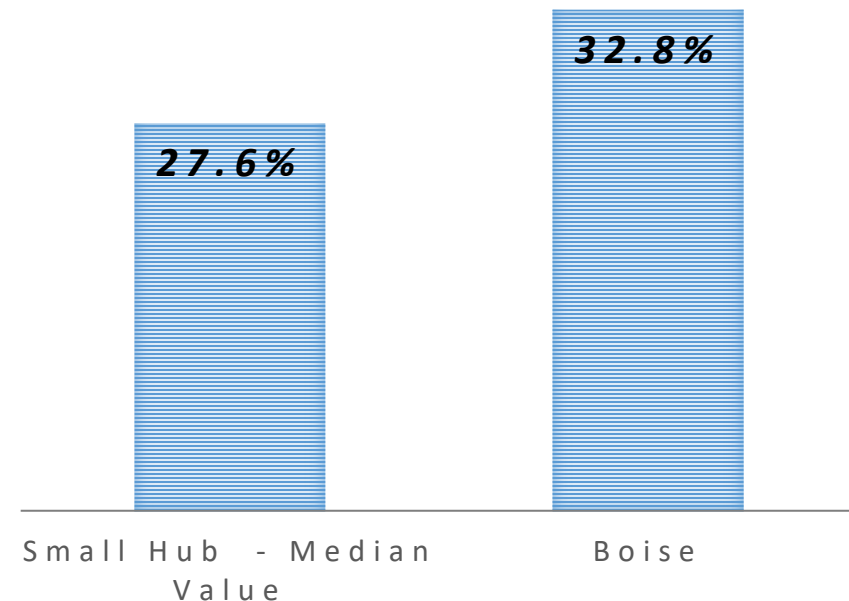
## 2015

Rank	Airport
1	Memphis, TN
2	Oklahoma City, OK
3	Richmond, VA
4	Reno, NV
5	Louisville, KY
6	Providence, RI
7	Tucson, AZ
8	Spokane, WA
9	Boise, ID
10	Kona, HI

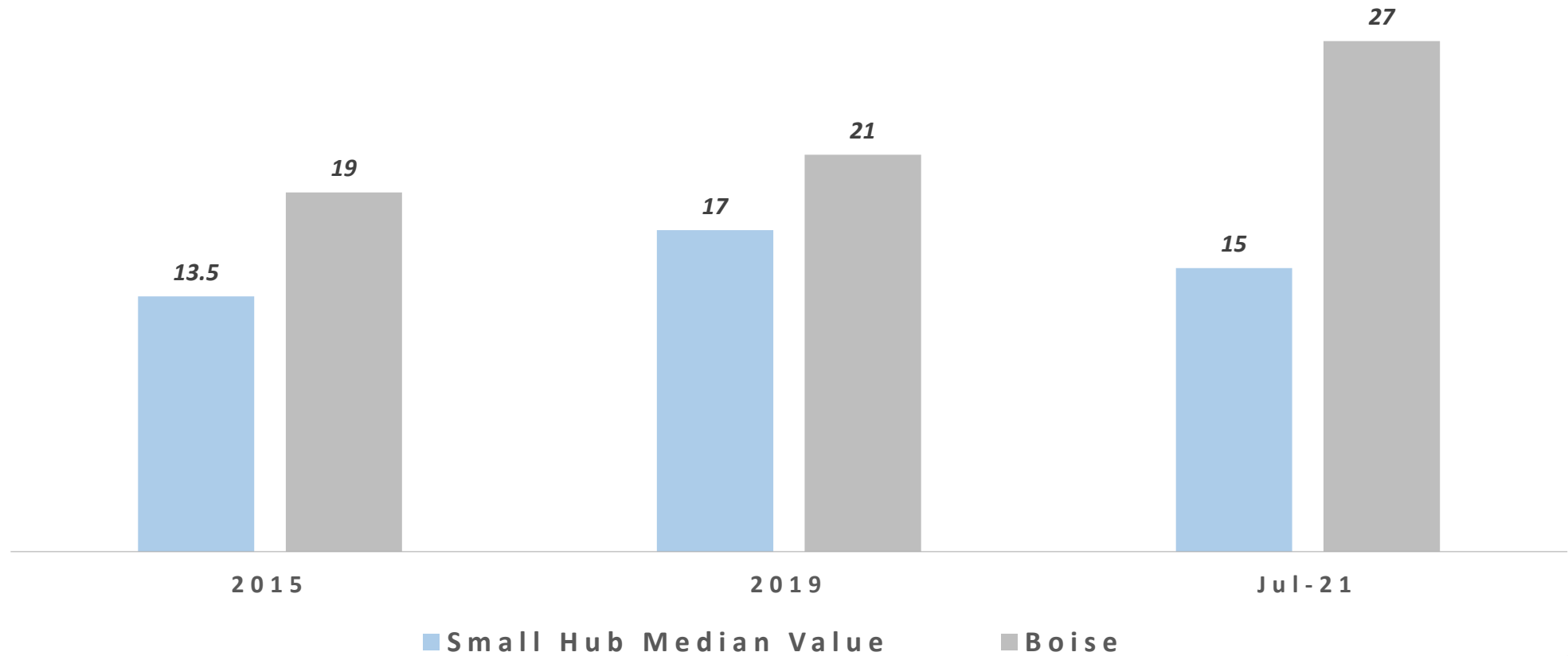
## 2019

Rank	Airport
1	Memphis, TN
2	Reno, NV
3	Richmond, VA
4	Oklahoma City, OK
5	Louisville, KY
6	Boise, ID
7	Norfolk, VA
8	Spokane, WA
9	Kona, HI
10	Providence, RI

## 2015 – 2019 SEATS % CHANGE




# DOMESTIC POINTS SERVED



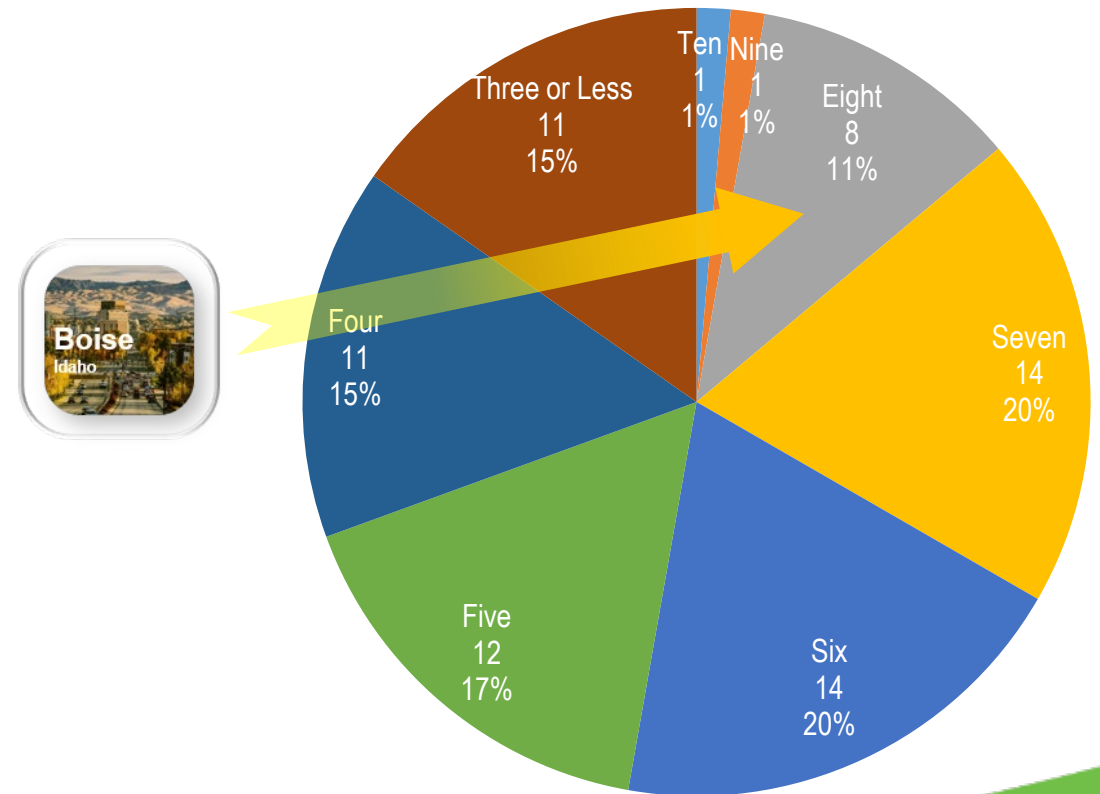


# Number of Airlines Serving Small Hub Airports and Boise

AIRLINES AT BOISE IN 2021

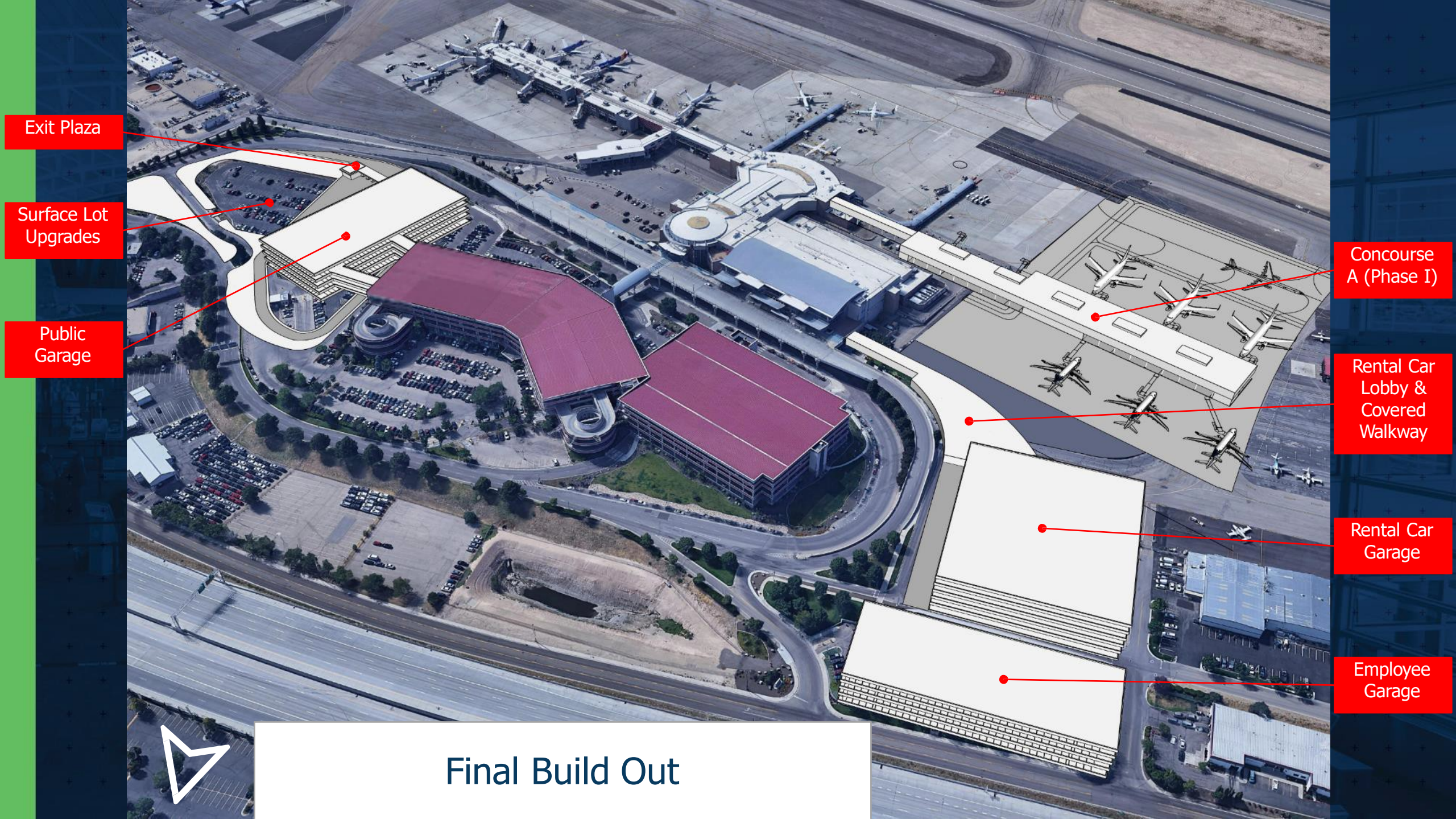


TOTAL NUMBER OF AIRLINES AND NUMBER OF SMALL HUB AIRPORTS WITHIN THE CATEGORY – JULY 2021



\*JetBlue will initiate nonstop service from Boise to New York JFK in July 2021.

# BOI Upgrade Update



Exit Plaza

Surface Lot Upgrades

Public Garage

Concourse A (Phase I)

Rental Car Lobby & Covered Walkway

Rental Car Garage

Employee Garage



Final Build Out

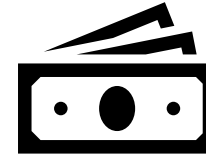
# BOI Upgrade Schedule Update

*Note: updated on 5/24/21*

- Public Parking Garage- Design: July 2021
- Public Parking Garage- Construction: October 2021 - May 2023
- Employee Parking Garage- Design: Complete
- Employee Parking Garage- Construction: January 2024 - April 2025
- CONRAC- Design: June 2021 - July 2022
- CONRAC Garage & QTA Construction: August 2022 - March 2024
- CONRAC Customer Service Area Construction: January 2024 - October 2024
- Concourse A- Design & Construction: preliminary design, survey and some geotechnical study: June 2021
- Concourse A, south apron, design July 2021 – March 2022
- Concourse A, south apron, construction, May 2022 – October 2022

# Airport Capital Projects

Total Capital Budget FY 22 - \$104,470,000



**Grant Funding**  
**\$8,155,000**



**PFC Funding**  
**\$23,202,000**



**CFC Funding**  
**\$15,000,000**



**Operating Cash Flow  
and Bonds**  
**\$58,112,000**

## Significant Projects for Fiscal Year 2022

Public Parking Garage- Design & Construction (Budgeted in FY 21)	\$36,200,000
Rental Car Garage Design & Phase 1 Construction	\$54,000,000
SE Cargo Apron & Taxilane	\$11,000,000
Concourse A Apron Design	\$8,500,000
Widen Taxiway S	\$8,200,000

# Passenger Facility Charge Application

- Applying to continue to collect passenger facility charge at \$4.50 per enplaned passenger
- Application approval expected in October 2021
- Average annual collection of \$9,000,000



<b>Top 10 Operating Revenue Description</b>	<b>FY 2021</b>	<b>FY 2020</b>	<b>\$ Change</b>	<b>% Change</b>
Parking Lot	\$ 4,047,648	\$ 6,070,434	\$ (2,022,786)	-33%
Industrial Land Rent	\$ 2,365,382	\$ 2,217,582	\$ 147,800	7%
Terminal Rent – Airlines	\$ 1,810,452	\$ 2,098,508	\$ (288,056)	-14%
Rental Car Concession	\$ 1,749,637	\$ 3,262,840	\$ (1,513,203)	-46%
Signatory Airline Landing Fees	\$ 1,380,123	\$ 1,783,818	\$ (403,696)	-23%
Landings/Freight	\$ 446,118	\$ 422,757	\$ 23,361	6%
Terminal Concessions – Retail	\$ 379,210	\$ 612,839	\$ (233,629)	-38%
Terminal Rent – Non-Airline	\$ 361,898	\$ 356,658	\$ 5,240	1%
Terminal Concessions - Food/Beverage	\$ 286,134	\$ 747,356	\$ (461,222)	-62%
Employee Parking Permits	\$ 271,226	\$ 260,105	\$ 11,121	4%
<b>Total Top 10 Operating Revenue</b>	<b>\$ 13,097,829</b>	<b>\$ 17,832,898</b>	<b>\$ (4,735,069)</b>	<b>--</b>
Other Operating Revenue	\$ 1,577,764	\$ 1,690,577	\$ (112,813)	-7%
<b>Total Operating Revenue</b>	<b>\$ 14,675,593</b>	<b>\$ 19,523,475</b>	<b>\$ (4,847,882)</b>	<b>-25%</b>

<b>Top 10 Operating Expenses Description</b>	<b>FY 2021</b>	<b>FY 2020</b>	<b>\$ Change</b>	<b>% Change</b>
Personnel	\$ 5,438,133	\$ 4,950,108	\$ 488,025	10%
Policing Service	\$ 1,813,646	\$ 1,709,850	\$ 103,795	6%
Fire Service	\$ 1,716,213	\$ 1,717,561	\$ (1,348)	0%
Indirect Cost Reimbursement	\$ 1,067,628	\$ 1,074,108	\$ (6,480)	-1%
Parking Management	\$ 788,220	\$ 1,117,956	\$ (329,736)	-29%
R/M – Structural/Electrical/Plumbing	\$ 570,831	\$ 678,691	\$ (107,860)	-16%
Power	\$ 442,318	\$ 435,154	\$ 7,164	2%
Chemicals	\$ 386,611	\$ 365,247	\$ 21,364	6%
Minor Equipment	\$ 189,102	\$ 167,813	\$ 21,289	13%
R/M – Fleet Services	\$ 165,677	\$ 328,053	\$ (162,376)	-49%
<b>Total Top 10 Operating Expenses</b>	<b>\$ 12,578,378</b>	<b>\$ 12,544,542</b>	<b>--</b>	<b>--</b>
Other Operating Expense	\$ 2,152,107	\$ 2,372,272	\$ (220,165)	-9%
<b>Total Operating Expense</b>	<b>\$ 14,730,485</b>	<b>\$ 14,916,814</b>	<b>\$ (186,329)</b>	<b>-1%</b>



# Upcoming Events

Date	Event
June 17, 2021	Alaska Inaugural Flights to Austin and Chicago O'Hare
July 2, 2021	JetBlue Inaugural Flight to New York City

The logo consists of three curved, overlapping shapes: a light green one at the bottom, a medium blue one in the middle, and a darker blue one at the top, all pointing towards the right.

# Boise Airport

[www.iflyboise.com](http://www.iflyboise.com)