

TENNIS

Results Book

The Tokyo Organising Committee
of the Olympic and Paralympic Games

Ver.1.0
1 AUG 2021 15:00



Version History

Version	Date	Created by	Comments
1.0	1 AUG 2021	Jesus MOROS Guillermo RERGIS	First Version

Table of Contents

Competition Format and Rules

Medal Standings

Competition Officials

Daily Match Information – Results Summary

July 24

July 25

July 26

July 27

July 28

July 29

July 30

July 31

August 1

Men's Singles

Entry List By Event

Draw

First Round

Second Round


Third Round

Quarterfinals

Semifinals

Bronze Medal Match

Gold Medal Match



Women's Singles

[Entry List By Event](#)

[Draw](#)

[First Round](#)

[Second Round](#)

[Third Round](#)

[Quarterfinals](#)

[Semifinals](#)

[Bronze Medal Match](#)

[Gold Medal Match](#)

Men's Doubles

[Entry List By Event](#)

[Draw](#)

[First Round](#)

[Second Round](#)

[Quarterfinals](#)

[Semifinals](#)

[Bronze Medal Match](#)

[Gold Medal Match](#)



Women's Doubles

[Entry List By Event](#)

[Draw](#)

[First Round](#)

[Second Round](#)

[Quarterfinals](#)

[Semifinals](#)

[Bronze Medal Match](#)

[Gold Medal Match](#)

Mixed Doubles

[Entry List By Event](#)

[Draw](#)

[First Round](#)

[Quarterfinals](#)

[Semifinals](#)

[Bronze Medal Match](#)

[Gold Medal Match](#)

[Official Communication](#)



Competition Format and Rules

競技形式および規則 / Format et règlement des compétitions

As of THU 1 JUL 2021

Olympic Competition Format

Tennis at the Tokyo 2020 Olympic Games is made up of five disciplines (men's singles and doubles, women's singles and doubles, and mixed doubles).

The maximum number of players who may compete in the Olympic tennis event is 172 unless otherwise agreed by the International Tennis Federation (ITF) and the IOC.

All disciplines are conducted in a single elimination format, where the winner of each match advances to the next round. The loser of each match is eliminated, except in the semifinal matches where the losers then compete in the bronze medal match.

There are 64 players each in the men's and women's singles, 32 teams in the men's and women's doubles and 16 teams in the mixed doubles.

Singles

Sixteen players are seeded, and the remaining players are drawn. The winners of the two semifinal matches advance to the final. The losers of the two semifinal matches compete in the bronze medal match.

All matches will be the best of three tiebreak sets.

Doubles

Eight teams are seeded and the remaining teams are drawn. The winners of the two semifinal matches advance to the final. The losers of the two semifinal matches compete in the bronze medal match.

All matches will be the best of three sets, but the third set is a match tiebreak. The team that first wins 10 points will win this match tiebreak and the match provided there is a margin of two points over the opponents. A regular tiebreak operates in the first two sets.

Mixed doubles

Four teams are seeded, and the remaining teams are drawn. The winners of the two semifinal matches advance to the final. The losers of the two semifinal matches compete for the bronze medal.

All matches will be the best of three sets, but the third set is a match tiebreak. The team that first wins 10 points will win this match tiebreak and the match provided there is a margin of two points over the opponents. A regular tiebreak operates in the first two sets.

Draws

The draws for all events except the mixed doubles will be held on site by the ITF on Thursday 22 July, 2021. The draw for the mixed doubles will be held on site by the ITF on Tuesday 27 July, 2021.

If there are two players/teams from the same country, they will be drawn into different halves of the draw. If there are three or four players from the same country, they will be drawn into different quarters of the draw.

Differences between the Olympic Games and other Tournaments

At the Olympic Games, the two players in doubles and mixed doubles must be from the same NOC.



Changes since the Rio 2016 Olympic Games

The men's singles final has been reduced from best-of-five to best-of-three tiebreak sets. The third set for men's and women's doubles has been replaced by a match tiebreak.

Sport Rules and Procedures

The tennis event at the Tokyo 2020 Olympic Games will be held in accordance with the ITF rules of tennis and the ITF Olympic tennis event regulations.

Penalties / disqualification rules

As per the ITF Olympic tennis regulations code of conduct, a player can be penalised by a warning, point penalty, game penalty or a default. These will be given by the chair umpire and/or referee.

Protests / appeals

In tennis, protests are not possible. The result is final after the match.

Note:
For further information, please consult: www.itftennis.com



Medal Standings

メダル獲得数 / Tableau des médailles

As of SUN 1 AUG 2021 at 21:17

After 5 of 5 Events

Rank	NOC	Men				Women				Mixed				Total				Rank by Total
		G	S	B	Tot.	G	S	B	Tot.	G	S	B	Tot.	G	S	B	Tot.	
1	ROC - ROC		1		1					1	1		2	1	2		3	1
2	CRO - Croatia	1	1		2									1	1		2	=2
2	CZE - Czech Republic					1	1		2					1	1		2	=2
2	SUI - Switzerland					1	1		2					1	1		2	=2
5	GER - Germany	1			1									1			1	=5
6	AUS - Australia											1	1			1	1	=5
6	BRA - Brazil						1	1								1	1	=5
6	ESP - Spain			1	1											1	1	=5
6	NZL - New Zealand			1	1											1	1	=5
6	UKR - Ukraine							1	1							1	1	=5
Total:		2	2	2	6	2	2	2	6	1	1	1	3	5	5	5	15	

Note:
Rank by Total is calculated by the total number of gold, silver and bronze medals.

Legend:
= Equal sign indicates that two or more NOCs share rank by total **B** Bronze **G** Gold **S** Silver
Tot. Total



Medallists by Event

種目ごとのメダリスト / Médaillé(e)s par épreuve

As of SUN 1 AUG 2021 at 21:17

After 5 of 5 Events

Event	Date	Medal	Name	NOC Code
Men's Singles	SUN 1 AUG	GOLD	ZVEREV Alexander	GER
		SILVER	KHACHANOV Karen	ROC
		BRONZE	CARRENO BUSTA Pablo	ESP
Women's Singles	SAT 31 JUL	GOLD	BENCIC Belinda	SUI
		SILVER	VONDROUSOVA Marketa	CZE
		BRONZE	SVITOLINA Elina	UKR
Men's Doubles	FRI 30 JUL	GOLD	MEKTIC Nikola PAVIC Mate	CRO
		SILVER	CILIC Marin DODIG Ivan	CRO
		BRONZE	DANIELL Marcus VENUS Michael	NZL
Women's Doubles	SUN 1 AUG	GOLD	KREJCIKOVA Barbora SINIAKOVA Katerina	CZE
		SILVER	BENCIC Belinda GOLUBIC Viktorija	SUI
		BRONZE	PIGOSSI Laura STEFANI Luisa	BRA
Mixed Doubles	SUN 1 AUG	GOLD	PAVLYUCHENKOVA Anastasia RUBLEV Andrey	ROC
		SILVER	VESNINA Elena KARATSEV Aslan	ROC
		BRONZE	BARTY Ashleigh PEERS John	AUS



Competition Officials

オフィシャルズ/ Officiels de compétition

As of TUE 20 JUL 2021

Function	Name	Nation
Technical Delegates:	DE MOREA Alicia Masoni	Argentina
	KAWATEI Nao	Japan
Referee:	FRANSSON Stefan	Sweden
Assistant Referees:	AZEMAR Remy	France
	EGLI Andreas	Switzerland
	LUTKOVA Martina	Czech Republic
	MCKEWEN Wayne	Australia
	WOOD Clare	Great Britain
Chief Umpire:	WILSON Adrian	Great Britain
Assistant Chief Umpires:	JENKINS Cheryl	Australia
	REIS Ricardo	Brazil
Tournament Control:	GARNER Jake	United States of America
	WANG Leo	China
Chair Umpires:	ABSOLU Manuel	France
	AZEMAR ENGZELL Louise	Sweden
	BALMFORTH Robert	Great Britain
	BLEY Miriam	Germany
	BLOM John	Australia
	CAMPISTOL Jaume	Spain
	CINKO Adelka	Croatia
	DUMUSOIS Damien	France
	EL JENNATI Mohamed	Morocco
	HELWERTH Nico	Germany
	HUGHES Alison	Great Britain
	JANZEN Timo	Germany
	JOSEPH Emmanuel	France
	KEOTHAVONG James	Great Britain
	KJENDLIE Julie	Norway
	RADWAN-CHO Katarzyna	Poland
	RAMOS Carlos	Portugal
	RASK Christian	Denmark
	ROBEIN Alexandre	France
	SWEENEY Thomas	Australia
THOMSON Kelly	Great Britain	
TOURTE Aurelie	France	
VELJOVIC Marijana	Serbia	
ZHANG Juan	China	
Review Officials:	ARINZE Paul Ugo	United States of America
	BACHL Joerg	Austria
	KANNAMWAR Nitin	India
	SMITH Iain	South Africa



Ariake Tennis Park

有明テニスの森

Parc de Tennis d'Ariake

Tennis
テニス / Tennis



Function	Name	Nation
----------	------	--------

Medical Staff and Trainers:

AYALA Lindsey	United States of America
CHIMIMBA Laura	Great Britain
KENSRUE Paige	United States of America
RESNICOFF Alejandro	Argentina
SUZUKI Shuhei	Japan
VIVIER Stephane	France



Daily Match Information - Results Summary

試合情報

Résultats des matchs du jour

Saturday 24 JUL 2021

Event	Round	Name		Name	Results
Centre Court					
WS	1	(6) SWIATEK Iga (POL)	d.	BARTHEL Mona (GER)	6-2 6-2
MS	1	(2) MEDVEDEV Daniil (ROC)	d.	BUBLIK Alexander (KAZ)	6-4 7-6(8)
WS	1	(8) KREJCIKOVA Barbora (CZE)	d.	DIYAS Zarina (KAZ)	5-2 RET
MS	1	(1) DJOKOVIC Novak (SRB)	d.	DELLIEN Hugo (BOL)	6-2 6-2
Court 1					
WS	1	(ITF) FRIEDSAM Anna-Lena (GER)	d.	WATSON Heather (GBR)	7-6(5) 6-3
MS	1	(13) SONEGO Lorenzo (ITA)	d.	DANIEL Taro (JPN)	4-6 7-6(6) 7-6(3)
WS	1	(9) BENCIC Belinda (SUI)	d.	PEGULA Jessica (USA)	6-3 6-3
Court 2					
MS	1	(16) DAVIDOVICH FOKINA Alejandro (ESP)	d.	SOUSA Pedro (POR)	6-3 6-0
WS	1	(15) RYBAKINA Elena (KAZ)	d.	(ITF) STOSUR Samantha (AUS)	6-4 6-2
MS	1	(11) KARATSEV Aslan (ROC)	d.	PAUL Tommy (USA)	6-3 6-2
WS	1	VONDROUSOVA Marketa (CZE)	d.	(16) BERTENS Kiki (NED)	6-4 3-6 6-4
MS	1	(6) CARRENO BUSTA Pablo (ESP)	d.	SANDGREN Tennys (USA)	7-5 6-2
Court 3					
WS	1	(13) PAVLYUCHENKOVA Anastasia (ROC)	d.	(ITF) ERRANI Sara (ITA)	6-0 6-1
WS	1	(14) SAKKARI Maria (GRE)	d.	KONTAVEIT Anett (EST)	7-5 6-2
MS	1	(15) FOGNINI Fabio (ITA)	d.	SUGITA Yuichi (JPN)	6-4 6-3
MS	1	CILIC Marin (CRO)	d.	(ITF) MENEZES Joao (BRA)	6-7(5) 7-5 7-6(7)
Court 4					
WS	1	STOJANOVIC Nina (SRB)	d.	HIBINO Nao (JPN)	6-3 6-3
MS	1	BASILASHVILI Nikoloz (GEO)	d.	CARBALLES BAENA Roberto (ESP)	6-3 6-2
MS	1	(14) HUMBERT Ugo (FRA)	d.	ANDUJAR Pablo (ESP)	7-6(3) 6-1
WS	1	DOI Misaki (JPN)	d.	ZARAZUA Renata (MEX)	6-3 6-2
Court 5					
MD	1	KRAWIETZ / PUETZ (GER)	d.	BAGNIS / SCHWARTZMAN (ARG)	6-2 6-1
MD	1	MURRAY / SALISBURY (GBR)	d.	(2) HERBERT / MAHUT (FRA)	6-3 6-2
WD	1	(6) BARTY / SANDERS (AUS)	d.	HIBINO / NINOMIYA (JPN)	6-1 6-2
MD	1	(HCP) MCLACHLAN / NISHIKORI (JPN)	d.	SOUSA / SOUSA (POR)	6-1 6-4
Court 6					
WS	1	FERNANDEZ Leylah Annie (CAN)	d.	YASTREMSKA Dayana (UKR)	6-3 3-6 6-0
MS	1	STRUFF Jan-Lennard (GER)	d.	MONTEIRO Thiago (BRA)	6-3 6-4
WD	1	CORNET / FERRO (FRA)	d.	SVITOLINA / YASTREMSKA (UKR)	6-2 6-4
MD	1	STRUFF / ZVEREV (GER)	d.	(5) HURKACZ / KUBOT (POL)	6-2 7-6(5)


Daily Match Information - Results Summary

試合情報

Résultats des matchs du jour

Event	Round	Name	Name	Results
Court 7				
WS	1	PETERSON Rebecca (SWE)	d. (ITF) SHERIF Maiar (EGY)	7-5 7-6(1)
MS	1	KECMANOVIC Miomir (SRB)	d. MAJCHRZAK Kamil (POL)	6-4 6-2
WD	1	XU / YANG (CHN)	d. KRUNIC / STOJANOVIC (SRB)	4-6 6-4 [18-16]
Court 8				
WD	1	PIGOSSI / STEFANI (BRA)	d. (7) DABROWSKI / FICHMAN (CAN)	7-6(3) 6-4
MS	1	CHARDY Jeremy (FRA)	d. (ITF) BARRIOS Tomas (CHI)	6-1 7-6(4)
MS	1	GERASIMOV Egor (BLR)	d. SIMON Gilles (FRA)	4-6 6-3 6-4
MD	1	CHARDY / MONFILS (FRA)	d. BUBLIK / GOLUBEV (KAZ)	6-7(4) 7-6(3) [10-8]
Court 9				
MS	1	MILLMAN John (AUS)	d. MUSETTI Lorenzo (ITA)	6-3 6-4
WS	1	BADOSA Paula (ESP)	d. MLADENOVIC Kristina (FRA)	6-7(4) 6-3 6-0
WD	1	MUGURUZA / SUAREZ NAVARRO (ESP)	d. MERTENS / VAN UYTVANCK (BEL)	6-3 7-6(4)
WS	1	(ITF) BUZARNESCU Mihaela (ROU)	d. RISKE Alison (USA)	6-7(0) 7-5 6-4
Court 10				
WS	1	GOLUBIC Viktorija (SUI)	d. OSORIO SERRANO Maria Camila (COL)	6-4 6-1
MS	1	(ITF) NAGAL Sumit (IND)	d. (ITF) ISTOMIN Denis (UZB)	6-4 6-7(6) 6-4
MD	1	RAM / TIAFOE (USA)	d. (6) KHACHANOV / RUBLEV (ROC)	6-7(3) 7-6(5) [12-10]
MD	1	(1) MEKTIC / PAVIC (CRO)	d. DEMOLINER / MELO (BRA)	7-6(6) 6-4
Court 11				
MD	1	(8) KOOLHOF / ROJER (NED)	d. GILLE / VLIEGEN (BEL)	6-3 7-6(5)
WD	1	NICULESCU / OLARU (ROU)	d. (5) CHAN / CHAN (TPE)	7-5 1-6 [10-6]
MD	1	(7) MURRAY / SKUPSKI (GBR)	d. MOLTENI / ZEBALLOS (ARG)	6-7(3) 6-4 [13-11]
WD	1	KUDERMETOVA / VESNINA (ROC)	d. FRIEDSAM / SIEGEMUND (GER)	6-2 7-5

Legend:

d.	Defeated	HCP	Host Nation Place	ITF	ITF Place	MD	Men's Doubles
MS	Men's Singles	RET	Retired	WD	Women's Doubles	WS	Women's Singles



Daily Match Information - Results Summary

試合情報

Résultats des matchs du jour

Sunday 25 JUL 2021

Event	Round	Name		Name	Results
Centre Court					
WS	1	SORRIBES TORMO Sara (ESP)	d.	(1) BARTY Ashleigh (AUS)	6-4 6-3
WS	1	(2) OSAKA Naomi (JPN)	d.	ZHENG Saisai (CHN)	6-1 6-4
MS	1	(ALT) PURCELL Max (AUS)	d.	(9) AUGER-ALIASSIME Felix (CAN)	6-4 7-6(2)
MS	1	(3) TSITSIPAS Stefanos (GRE)	d.	KOHLSCHEIBER Philipp (GER)	6-3 3-6 6-3
Court 1					
WS	1	(3) SABALENKA Aryna (BLR)	d.	LINETTE Magda (POL)	6-2 6-1
MS	1	(4) ZVEREV Alexander (GER)	d.	LU Yen-Hsun (TPE)	6-1 6-3
WS	1	(4) SVITOLINA Elina (UKR)	d.	SIEGEMUND Laura (GER)	6-3 5-7 6-4
MS	1	NISHIKORI Kei (JPN)	d.	(5) RUBLEV Andrey (ROC)	6-3 6-4
Court 2					
WS	1	(5) PLISKOVA Karolina (CZE)	d.	CORNET Alize (FRA)	6-1 6-3
MS	1	(7) HURKACZ Hubert (POL)	d.	(ALT) SAVILLE Luke (AUS)	6-2 6-4
WS	1	(7) MUGURUZA Garbine (ESP)	d.	KUDERMETOVA Veronika (ROC)	7-5 7-5
MS	1	(8) SCHWARTZMAN Diego (ARG)	d.	(ITF) VARILLAS Juan Pablo (PER)	7-5 6-4
Court 3					
MS	1	(12) KHACHANOV Karen (ROC)	d.	NISHIOKA Yoshihito (JPN)	3-6 6-1 6-2
MS	1	IVASHKA Ilya (BLR)	d.	(10) MONFILS Gael (FRA)	6-4 4-6 7-5
WS	1	(10) KVITOVA Petra (CZE)	d.	PAOLINI Jasmine (ITA)	6-4 6-3
MS	1	TIAFOE Frances (USA)	d.	KWON Soonwoo (KOR)	6-3 6-2
Court 4					
WS	1	ALEKSANDROVA Ekaterina (ROC)	d.	(12) MERTENS Elise (BEL)	4-6 6-4 6-4
WS	1	van UYTVANCK Alison (BEL)	d.	JOROVIC Ivana (SRB)	6-3 6-2
MS	1	GIRON Marcos (USA)	d.	GOMBOS Norbert (SVK)	7-6(4) 3-6 6-2
MS	1	(ITF) MACHAC Tomas (CZE)	d.	SOUSA Joao (POR)	6-7(5) 6-4 6-4
Court 5					
WS	1	(ITF) WANG Qiang (CHN)	d.	(ITF) CEPEDA ROYG Veronica (PAR)	6-4 6-3
WS	1	SUAREZ NAVARRO Carla (ESP)	d.	JABEUR Ons (TUN)	6-4 6-1
WD	1	BENCIC / GOLUBIC (SUI)	d.	(2) AOYAMA / SHIBAHARA (JPN)	6-4 6-7(5) [10-5]
MD	1	CILIC / DODIG (CRO)	d.	DANIEL / NISHIOKA (JPN)	6-2 6-4
MD	1	KRAJICEK / SANDGREN (USA)	d.	PEERS / PURCELL (AUS)	3-6 7-6(5) [10-5]



Daily Match Information - Results Summary

試合情報

Résultats des matchs du jour

Event	Round	Name	Name	Results
Court 6				
WS	1	FERRO Fiona (FRA)	d. SEVASTOVA Anastasija (LAT)	2-6 6-4 6-2
WS	1	VESNINA Elena (ROC)	d. OSTAPENKO Jelena (LAT)	6-4 6-7(2) 6-4
WS	1	TOMLJANOVIC Ajla (AUS)	d. SHVEDOVA Yaroslava (KAZ)	7-5 3-2 RET
WD	1	PEREZ / STOSUR (AUS)	d. OSTAPENKO / SEVASTOVA (LAT)	4-6 6-1 [10-5]
Court 7				
WS	1	(ITF) PODOROSKA Nadia (ARG)	d. PUTINTSEVA Yulia (KAZ)	7-6(4) 1-3 RET
MS	1	KUKUSHKIN Mikhail (KAZ)	d. CORIA Federico (ARG)	7-6(4) 7-5
MS	1	KOEPFER Dominik (GER)	d. BAGNIS Facundo (ARG)	3-6 6-3 7-5
MD	1	DANIELL / VENUS (NZL)	d. GERASIMOV / IVASHKA (BLR)	6-3 7-6(6)
Court 8				
MS	1	(ITF) BROADY Liam (GBR)	d. CERUNDOLO Francisco (ARG)	7-5 6-7(4) 6-2
WS	1	VEKIC Donna (CRO)	d. GARCIA Caroline (FRA)	6-2 6-7(2) 6-3
MD	1	MUSETTI / SONEGO (ITA)	d. ANDUJAR / CARBALLES BAENA (ESP)	7-5 6-4
Court 9				
MS	1	DUCKWORTH James (AUS)	d. KLEIN Lukas (SVK)	5-7 6-3 7-6(4)
WD	1	(1) KREJCIKOVA / SINIAKOVA (CZE)	d. HSIEH / HSU (TPE)	6-2 6-1
MD	1	KLEIN / POLASEK (SVK)	d. (4) KARATSEV / MEDVEDEV (ROC)	7-5 6-4
WD	1	PLISKOVA / VONDROUSOVA (CZE)	d. DUAN / ZHENG (CHN)	6-2 6-1
WD	1	(3) BERTENS / SCHUURS (NED)	d. GARCIA / MLADENOVIC (FRA)	7-6(4) 5-7 [11-9]
Court 10				
WS	1	GIORGI Camila (ITA)	d. (11) BRADY Jennifer (USA)	6-3 6-2
MS	1	GALAN Daniel Elahi (COL)	d. (ITF) SAFWAT Mohamed (EGY)	7-5 6-1
MD	1	(3) CABAL / FARAH (COL)	d. CARRENO BUSTA / DAVIDOVICH FOKINA (ESP)	6-2 6-4
WD	1	BADOSA / SORRIBES TORMO (ESP)	d. OLMOS / ZARAZUA (MEX)	6-2 6-7(4) [10-7]
MD	1	MARACH / OSWALD (AUT)	d. MILLMAN / SAVILLE (AUS)	7-5 6-2
Court 11				
WD	1	KICHENOK / KICHENOK (UKR)	d. MIRZA / RAINA (IND)	0-6 7-6(0) [10-8]
WD	1	(4) MATTEK-SANDS / PEGULA (USA)	d. LINETTE / ROSOLSKA (POL)	6-1 6-3
WD	1	(ALT) ERRANI / PAOLINI (ITA)	d. (8) MELICHR / RISKE (USA)	6-3 5-7 [10-2]

Legend:
ALT Alternate
MS Men's Singles

d. Defeated
RET Retired

ITF ITF Place
WD Women's Doubles

MD Men's Doubles
WS Women's Singles



Daily Match Information - Results Summary

試合情報

Résultats des matchs du jour

Monday 26 JUL 2021

Event	Round	Name		Name	Results
Centre Court					
WS	2	(2) OSAKA Naomi (JPN)	d.	GOLUBIC Viktorija (SUI)	6-3 6-2
MS	2	(4) ZVEREV Alexander (GER)	d.	GALAN Daniel Elahi (COL)	6-2 6-2
WS	2	VEKIC Donna (CRO)	d.	(3) SABALENKA Aryna (BLR)	6-4 3-6 7-6(3)
MS	2	(1) DJOKOVIC Novak (SRB)	d.	STRUFF Jan-Lennard (GER)	6-4 6-3
Court 1					
WS	2	(7) MUGURUZA Garbine (ESP)	d.	(ITF) WANG Qiang (CHN)	6-3 6-0
WS	2	(9) BENCIC Belinda (SUI)	d.	DOI Misaki (JPN)	6-2 6-4
MS	2	(2) MEDVEDEV Daniil (ROC)	d.	(ITF) NAGAL Sumit (IND)	6-2 6-1
MS	2	(6) CARRENO BUSTA Pablo (ESP)	d.	CILIC Marin (CRO)	5-7 6-4 6-4
Court 2					
WS	2	(8) KREJCIKOVA Barbora (CZE)	d.	FERNANDEZ Leylah Annie (CAN)	6-2 6-4
MS	2	(15) FOGNINI Fabio (ITA)	d.	GERASIMOV Egor (BLR)	6-4 7-6(4)
WS	2	(4) SVITOLINA Elina (UKR)	d.	TOMLJANOVIC Ajla (AUS)	4-6 6-3 6-4
MS	2	KOEPFER Dominik (GER)	d.	(ALT) PURCELL Max (AUS)	6-3 6-0
Court 3					
WS	2	(13) PAVLYUCHENKOVA Anastasia (ROC)	d.	(ITF) FRIEDSAM Anna-Lena (GER)	6-1 6-1
MS	2	(16) DAVIDOVICH FOKINA Alejandro (ESP)	d.	MILLMAN John (AUS)	6-4 6-7(4) 6-3
WS	2	(5) PLISKOVA Karolina (CZE)	d.	SUAREZ NAVARRO Carla (ESP)	6-3 6-7(0) 6-1
WD	2	(6) BARTY / SANDERS (AUS)	d.	XU / YANG (CHN)	6-4 6-4
Court 4					
WS	2	(15) RYBAKINA Elena (KAZ)	d.	PETERSON Rebecca (SWE)	6-2 6-3
MS	2	BASILASHVILI Nikoloz (GEO)	d.	(13) SONEGO Lorenzo (ITA)	6-4 3-6 6-4
WS	2	BADOSA Paula (ESP)	d.	(6) SWIATEK Iga (POL)	6-3 7-6(4)
MD	2	(1) MEKTIC / PAVIC (CRO)	d.	MUSETTI / SONEGO (ITA)	7-5 6-7(5) [10-7]
Court 5					
WS	2	(ITF) PODOROSKA Nadia (ARG)	d.	ALEKSANDROVA Ekaterina (ROC)	6-1 6-3
WS	2	van UYTVANCK Alison (BEL)	d.	(10) KVITOVA Petra (CZE)	5-7 6-3 6-0
WD	2	PEREZ / STOSUR (AUS)	d.	NICULESCU / OLARU (ROU)	7-6(3) 7-5
Court 6					
WS	2	GIORGI Camila (ITA)	d.	VESNINA Elena (ROC)	6-3 6-1
WS	2	VONDROUSOVA Marketa (CZE)	d.	(ITF) BUZARNESCU Mihaela (ROU)	6-1 6-2
WD	2	KUDERMETOVA / VESNINA (ROC)	d.	(3) BERTENS / SCHUURS (NED)	6-2 3-6 [10-7]



Daily Match Information - Results Summary

試合情報

Résultats des matchs du jour

Event	Round	Name	Name	Results
Court 7				
WS	2	(14) SAKKARI Maria (GRE)	d. STOJANOVIC Nina (SRB)	6-1 6-2
WS	2	SORRIBES TORMO Sara (ESP)	d. FERRO Fiona (FRA)	6-1 6-4
MD	2	(HCP) MCLACHLAN / NISHIKORI (JPN)	d. (7) MURRAY / SKUPSKI (GBR)	6-3 6-4
MD	2	(3) CABAL / FARAH (COL)	d. MARACH / OSWALD (AUT)	6-4 6-1
Court 8				
WD	2	KICHENOK / KICHENOK (UKR)	d. (ALT) ERRANI / PAOLINI (ITA)	7-6(4) 6-2
MD	2	DANIELL / VENUS (NZL)	d. (8) KOOLHOF / ROJER (NED)	W/O

Legend:							
ALT	Alternate	d.	Defeated	HCP	Host Nation Place	ITF	ITF Place
MD	Men's Doubles	MS	Men's Singles	W/O	Walkover	WD	Women's Doubles
WS	Women's Singles						



Daily Match Information - Results Summary

試合情報

Résultats des matchs du jour

Tuesday 27 JUL 2021

Event	Round	Name		Name	Results
Centre Court					
MS	2	(3) TSITSIPAS Stefanos (GRE)	d.	TIAFOE Frances (USA)	6-3 6-4
WS	3	VONDROUSOVA Marketa (CZE)	d.	(2) OSAKA Naomi (JPN)	6-1 6-4
WS	3	(4) SVITOLINA Elina (UKR)	d.	(14) SAKKARI Maria (GRE)	5-7 6-3 6-4
MS	2	NISHIKORI Kei (JPN)	d.	GIRON Marcos (USA)	7-6(5) 3-6 6-1
Court 1					
MS	2	(8) SCHWARTZMAN Diego (ARG)	d.	(ITF) MACHAC Tomas (CZE)	6-4 7-5
MS	2	(ITF) BROADY Liam (GBR)	d.	(7) HURKACZ Hubert (POL)	7-5 3-6 6-3
WS	3	(15) RYBAKINA Elena (KAZ)	d.	VEKIC Donna (CRO)	7-6(3) 6-4
Court 2					
WS	3	(9) BENCIC Belinda (SUI)	d.	(8) KREJCIKOVA Barbora (CZE)	1-6 6-2 6-3
WS	3	GIORGI Camila (ITA)	d.	(5) PLISKOVA Karolina (CZE)	6-4 6-2
WD	2	BENCIC / GOLUBIC (SUI)	d.	MUGURUZA / SUAREZ NAVARRO (ESP)	3-6 6-1 [11-9]
Court 3					
WS	3	(7) MUGURUZA Garbine (ESP)	d.	van UYTVANCK Alison (BEL)	6-4 6-1
MS	2	(12) KHACHANOV Karen (ROC)	d.	DUCKWORTH James (AUS)	7-5 6-1
MD	2	CILIC / DODIG (CRO)	d.	RAM / TIAFOE (USA)	6-3 7-5
Court 4					
MS	2	CHARDY Jeremy (FRA)	d.	(11) KARATSEV Aslan (ROC)	7-5 4-6 6-3
MS	2	(14) HUMBERT Ugo (FRA)	d.	KECMANOVIC Miomir (SRB)	4-6 7-6(5) 7-5
MD	2	STRUFF / ZVEREV (GER)	d.	CHARDY / MONFILS (FRA)	6-4 7-5
Court 5					
WS	3	(13) PAVLYUCHENKOVA Anastasia (ROC)	d.	SORRIBES TORMO Sara (ESP)	6-1 6-3
WS	3	BADOSA Paula (ESP)	d.	(ITF) PODOROSKA Nadia (ARG)	6-2 6-3
WD	2	(1) KREJCIKOVA / SINIAKOVA (CZE)	d.	BADOSA / SORRIBES TORMO (ESP)	6-2 5-7 [10-5]
Court 6					
MD	2	KRAJICEK / SANDGREN (USA)	d.	KLEIN / POLASEK (SVK)	6-7(2) 6-2 [10-5]
WD	2	(4) MATTEK-SANDS / PEGULA (USA)	d.	CORNET / FERRO (FRA)	6-1 6-4
WD	2	PIGOSSI / STEFANI (BRA)	d.	PLISKOVA / VONDROUSOVA (CZE)	2-6 6-4 [13-11]
Court 7					
MD	2	MURRAY / SALISBURY (GBR)	d.	KRAWIETZ / PUETZ (GER)	6-2 7-6(2)
MS	2	IVASHKA Ilya (BLR)	d.	KUKUSHKIN Mikhail (KAZ)	6-7(4) 6-3 6-3



Ariake Tennis Park

有明テニスの森
Parc de Tennis d'Ariake

TUE 27 JUL 2021

Tennis
テニス / Tennis



Daily Match Information - Results Summary

試合情報

Résultats des matchs du jour

Legend:						
d.	Defeated	ITF	ITF Place	MD	Men's Doubles	MS Men's Singles
WD	Women's Doubles	WS	Women's Singles			





Daily Match Information - Results Summary

試合情報

Résultats des matchs du jour

Wednesday 28 JUL 2021

Event	Round	Name		Name	Results
Centre Court					
MS	3	(2) MEDVEDEV Daniil (ROC)	d.	(15) FOGNINI Fabio (ITA)	6-2 3-6 6-2
WS	QF	(9) BENCIC Belinda (SUI)	d.	(13) PAVLYUCHENKOVA Anastasia (ROC)	6-0 3-6 6-3
MS	3	(1) DJOKOVIC Novak (SRB)	d.	(16) DAVIDOVICH FOKINA Alejandro (ESP)	6-3 6-1
MD	QF	(1) MEKTIC / PAVIC (CRO)	d.	(HCP) MCLACHLAN / NISHIKORI (JPN)	6-3 6-3
XD	1	STOJANOVIC / DJOKOVIC (SRB)	d.	STEFANI / MELO (BRA)	6-3 6-4
XD	1 (HCP)	SHIBAHARA / MCLACHLAN (JPN)	d.	SHVEDOVA / GOLUBEV (KAZ)	6-3 7-6(3)
Court 1					
WS	QF	(4) SVITOLINA Elina (UKR)	d.	GIORGI Camila (ITA)	6-4 6-4
MS	3	NISHIKORI Kei (JPN)	d.	IVASHKA Ilya (BLR)	7-6(7) 6-0
MS	3	(4) ZVEREV Alexander (GER)	d.	BASILASHVILI Nikoloz (GEO)	6-4 7-6(5)
WD	QF	BENCIC / GOLUBIC (SUI)	d.	PEREZ / STOSUR (AUS)	6-4 6-4
Court 2					
MS	3	(6) CARRENO BUSTA Pablo (ESP)	d.	KOEPFER Dominik (GER)	7-6(7) 6-3
MS	3	(14) HUMBERT Ugo (FRA)	d.	(3) TSITSIPAS Stefanos (GRE)	2-6 7-6(4) 6-2
WS	QF	(15) RYBAKINA Elena (KAZ)	d.	(7) MUGURUZA Garbine (ESP)	7-5 6-1
XD	1	(2) SAKKARI / TSITSIPAS (GRE)	d.	DABROWSKI / AUGER-ALIASSIME (CAN)	6-3 6-4
Court 3					
WD	QF	KUDERMETOVA / VESNINA (ROC)	d.	KICHENOK / KICHENOK (UKR)	6-2 6-1
MS	3	(12) KHACHANOV Karen (ROC)	d.	(8) SCHWARTZMAN Diego (ARG)	6-1 2-6 6-1
MS	3	CHARDY Jeremy (FRA)	d.	(ITF) BROADY Liam (GBR)	7-6(3) 4-6 6-1
XD	1	(4) PAVLYUCHENKOVA / RUBLEV (ROC)	d.	JURAK / DODIG (CRO)	5-7 6-4 [11-9]
Court 4					
MD	QF	DANIELL / VENUS (NZL)	d.	(3) CABAL / FARAH (COL)	6-3 3-6 [10-7]
WS	QF	VONDROUSOVA Marketa (CZE)	d.	BADOSA Paula (ESP)	6-3 0-0 RET
XD	1	VESNINA / KARATSEV (ROC)	d.	(1) MLADENOVIC / MAHUT (FRA)	6-4 6-2
XD	1	BARTY / PEERS (AUS)	d.	PODOROSKA / ZEBALLOS (ARG)	6-1 7-6(3)
MD	QF	KRAJICEK / SANDGREN (USA)	d.	STRUFF / ZVEREV (GER)	6-3 7-6(4)
Court 5					
MD	QF	CILIC / DODIG (CRO)	d.	MURRAY / SALISBURY (GBR)	4-6 7-6(2) [10-7]
WD	QF	PIGOSSI / STEFANI (BRA)	d.	(4) MATTEK-SANDS / PEGULA (USA)	1-6 6-3 [10-6]
XD	1	SWIATEK / KUBOT (POL)	d.	(ALT) FERRO / HERBERT (FRA)	6-3 7-6(3)
XD	1	SIEGEMUND / KRAWIETZ (GER)	d.	(3) MATTEK-SANDS / RAM (USA)	6-4 5-7 [10-8]
Court 6					
WD	QF	(1) KREJCIKOVA / SINIAKOVA (CZE)	d.	(6) BARTY / SANDERS (AUS)	3-6 6-4 [10-7]



Ariake Tennis Park

有明テニスの森
Parc de Tennis d'Ariake

WED 28 JUL 2021

Tennis
テニス / Tennis



Daily Match Information - Results Summary

試合情報

Résultats des matchs du jour

Legend:							
ALT	Alternate	d.	Defeated	HCP	Host Nation Place	ITF	ITF Place
MD	Men's Doubles	MS	Men's Singles	QF	Quarterfinals	RET	Retired
WD	Women's Doubles	WS	Women's Singles	XD	Mixed Doubles		





Daily Match Information - Results Summary

試合情報

Résultats des matchs du jour

Thursday 29 JUL 2021

Event	Round	Name		Name	Results
Centre Court					
WS	SF	(9) BENCIC Belinda (SUI)	d.	(15) RYBAKINA Elena (KAZ)	7-6(2) 4-6 6-3
MS	QF	(1) DJOKOVIC Novak (SRB)	d.	NISHIKORI Kei (JPN)	6-2 6-0
WS	SF	VONDROUSOVA Marketa (CZE)	d.	(4) SVITOLINA Elina (UKR)	6-3 6-1
XD	QF	STOJANOVIC / DJOKOVIC (SRB)	d.	SIEGEMUND / KRAWIETZ (GER)	6-1 6-2
Court 1					
MS	QF	(12) KHACHANOV Karen (ROC)	d.	(14) HUMBERT Ugo (FRA)	7-6(4) 4-6 6-3
MS	QF	(6) CARRENO BUSTA Pablo (ESP)	d.	(2) MEDVEDEV Daniil (ROC)	6-2 7-6(5)
MS	QF	(4) ZVEREV Alexander (GER)	d.	CHARDY Jeremy (FRA)	6-4 6-1
Court 2					
MD	SF	CILIC / DODIG (CRO)	d.	DANIELL / VENUS (NZL)	6-2 6-2
XD	QF	(4) PAVLYUCHENKOVA / RUBLEV (ROC)	d.	(HCP) SHIBAHARA / MCLACHLAN (JPN)	7-5 6-7(0) [10-8]
XD	QF	BARTY / PEERS (AUS)	d.	(2) SAKKARI / TSITSIPAS (GRE)	6-4 4-6 [10-6]
XD	QF	VESNINA / KARATSEV (ROC)	d.	SWIATEK / KUBOT (POL)	6-4 6-4
Court 3					
WD	SF	(1) KREJCIKOVA / SINIAKOVA (CZE)	d.	KUDERMETOVA / VESNINA (ROC)	6-3 3-6 [10-6]
MD	SF	(1) MEKTIC / PAVIC (CRO)	d.	KRAJICEK / SANDGREN (USA)	6-4 6-4
WD	SF	BENCIC / GOLUBIC (SUI)	d.	PIGOSSI / STEFANI (BRA)	7-5 6-3

Legend:

d.	Defeated	HCP	Host Nation Place	MD	Men's Doubles	MS	Men's Singles
QF	Quarterfinals	SF	Semifinals	WD	Women's Doubles	WS	Women's Singles
XD	Mixed Doubles						



Daily Match Information - Results Summary

試合情報

Résultats des matchs du jour

Friday 30 JUL 2021

Event	Round	Name		Name	Results
Centre Court					
MS	SF	(12) KHACHANOV Karen (ROC)	d.	(6) CARRENO BUSTA Pablo (ESP)	6-3 6-3
MS	SF	(4) ZVEREV Alexander (GER)	d.	(1) DJOKOVIC Novak (SRB)	1-6 6-3 6-1
MD	F	(1) MEKTIC / PAVIC (CRO)	d.	CILIC / DODIG (CRO)	6-4 3-6 [10-6]
Court 1					
MD	BM	DANIELL / VENUS (NZL)	d.	KRAJICEK / SANDGREN (USA)	7-6(3) 6-2
XD	SF	(4) PAVLYUCHENKOVA / RUBLEV (ROC)	d.	BARTY / PEERS (AUS)	5-7 6-4 [13-11]
XD	SF	VESNINA / KARATSEV (ROC)	d.	STOJANOVIC / DJOKOVIC (SRB)	7-6(4) 7-5

Legend:

BM	Bronze Medal	d.	Defeated	F	Final	MD	Men's Doubles
MS	Men's Singles	SF	Semifinals	XD	Mixed Doubles		



Daily Match Information - Results Summary

試合情報

Résultats des matchs du jour

Saturday 31 JUL 2021

Event	Round	Name		Name	Results
Centre Court					
MS	BM	(6) CARRENO BUSTA Pablo (ESP)	d.	(1) DJOKOVIC Novak (SRB)	6-4 6-7(6) 6-3
WS	BM	(4) SVITOLINA Elina (UKR)	d.	(15) RYBAKINA Elena (KAZ)	1-6 7-6(5) 6-4
WS	F	(9) BENCIC Belinda (SUI)	d.	VONDROUSOVA Marketa (CZE)	7-5 2-6 6-3
Court 1					
WD	BM	PIGOSSI / STEFANI (BRA)	d.	KUDERMETOVA / VESNINA (ROC)	4-6 6-4 [11-9]
XD	BM	BARTY / PEERS (AUS)	d.	STOJANOVIC / DJOKOVIC (SRB)	W/O

Legend:

BM Bronze Medal
W/O Walkover

d. Defeated
WD Women's Doubles

F Final
WS Women's Singles

MS Men's Singles
XD Mixed Doubles



Daily Match Information - Results Summary

試合情報

Résultats des matchs du jour

Sunday 1 AUG 2021

Event	Round	Name		Name	Results
Centre Court					
WD	F	(1) KREJCIKOVA / SINIAKOVA (CZE)	d.	BENCIC / GOLUBIC (SUI)	7-5 6-1
MS	F	(4) ZVEREV Alexander (GER)	d.	(12) KHACHANOV Karen (ROC)	6-3 6-1
XD	F	(4) PAVLYUCHENKOVA / RUBLEV (ROC)	d.	VESNINA / KARATSEV (ROC)	6-3 6-7(5) [13-11]

Legend:					
d.	Defeated	F	Final	MS	Men's Singles
XD	Mixed Doubles			WD	Women's Doubles



Entry List by Event

種目ごとのエントリーリスト / Liste d'inscriptions par épreuve

As of THU 29 JUL 2021

Event Order	Ranking 19 JUL 2021	Name	NOC Code	Qualified Type	Seed
1	1	DJOKOVIC Novak	SRB		1
2	2	MEDVEDEV Daniil	ROC		2
3	4	TSITSIPAS Stefanos	GRE		3
4	5	ZVEREV Alexander	GER		4
5	7	RUBLEV Andrey	ROC		5
6	11	CARRENO BUSTA Pablo	ESP		6
7	12	HURKACZ Hubert	POL		7
8	13	SCHWARTZMAN Diego	ARG		8
9	15	AUGER-ALIASSIME Felix	CAN		9
10	18	MONFILS Gael	FRA		10
11	24	KARATSEV Aslan	ROC		11
12	25	KHACHANOV Karen	ROC		12
13	26	SONEGO Lorenzo	ITA		13
14	28	HUMBERT Ugo	FRA		14
15	31	FOGNINI Fabio	ITA		15
16	35	DAVIDOVICH FOKINA Alejandro	ESP		16
17	36	CILIC Marin	CRO		
18	417	SAVILLE Luke	AUS	ALT	
19	40	BUBLIK Alexander	KAZ		
20	42	BASILASHVILI Nikoloz	GEO		
21	44	MILLMAN John	AUS		
22	48	STRUFF Jan-Lennard	GER		
23	50	KECMANOVIC Miomir	SRB		
24	53	TIAFOE Frances	USA		
25	54	PAUL Tommy	USA		
26	55	NISHIOKA Yoshihito	JPN		
27	57	KOEPFER Dominik	GER		
28	61	MUSETTI Lorenzo	ITA		
29	62	CORIA Federico	ARG		
30	64	GIRON Marcos	USA		
31	65	ANDUJAR Pablo	ESP		
32	66	IVASHKA Ilya	BLR		
33	68	CHARDY Jeremy	FRA		
34	69	NISHIKORI Kei	JPN		
35	71	KWON Soonwoo	KOR		
36	77	DUCKWORTH James	AUS		
37	79	GERASIMOV Egor	BLR		
38	80	BAGNIS Facundo	ARG		
39	81	SANDGREN Tennys	USA		
40	90	CARBALLES BAENA Roberto	ESP		
41	95	MONTEIRO Thiago	BRA		
42	98	GOMBOS Norbert	SVK		
43	102	SIMON Gilles	FRA		
44	190	PURCELL Max	AUS	ALT	
45	110	DANIEL Taro	JPN		
46	112	KOHLSCHEIBER Philipp	GER		
47	113	GALAN Daniel Elahi	COL		
48	114	SUGITA Yuichi	JPN		
49	115	MAJCHRZAK Kamil	POL		
50	116	CERUNDOLO Francisco	ARG		
51	120	SOUSA Pedro	POR		
52	122	VARILLAS Juan Pablo	PER	ITF	
53	123	KUKUSHKIN Mikhail	KAZ		
54	137	SOUSA Joao	POR		
55	139	DELLIEN Hugo	BOL		
56	142	BROADY Liam	GBR	ITF	
57	145	MACHAC Tomas	CZE	ITF	
58	160	NAGAL Sumit	IND	ITF	
59	171	SAFWAT Mohamed	EGY	ITF	
60	195	BARRIOS Tomas	CHI	ITF	
61	197	ISTOMIN Denis	UZB	ITF	



Ariake Tennis Park

有明テニスの森
Parc de Tennis d'Ariake

Tennis

テニス / Tennis

Men's Singles

男子シングルス / Simple hommes



Entry List by Event

種目ごとのエントリーリスト / Liste d'inscriptions par épreuve

As of THU 29 JUL 2021

Event Order	Ranking 19 JUL 2021	Name	NOC Code	Qualified Type	Seed
62	246	KLEIN Lukas	SVK		
63	541	MENEZES Joao	BRA	ITF	
64	573	LU Yen-Hsun	TPE		

Legend: ALT Alternate ITF ITF Place



Draw
ドロー / Tableau
As of SUN 1 AUG 2021

Rank	1 st Round	Seed	NOC	2 nd Round	3 rd Round	Quarterfinals	Semifinals	Final
1	DJOKOVIC Novak	(1)	SRB	DJOKOVIC N (1)				
139	DELLIEN Hugo		BOL	6-2 6-2	DJOKOVIC N (1)			Gold: ZVEREV Alexander GER
48	STRUFF Jan-Lennard		GER	STRUFF JL	6-4 6-3			Silver: KHACHANOV Karen ROC
95	MONTEIRO Thiago		BRA	6-3 6-4		DJOKOVIC N (1)		Bronze: CARRENO BUSTA Pablo ESP
61	MUSETTI Lorenzo		ITA	MILLMAN J		6-3 6-1		
44	MILLMAN John		AUS	6-3 6-4	DAVIDOVICH FOKINA (16)			
120	SOUZA Pedro		POR	DAVIDOVICH FOKINA (16)	6-4 6-7(4) 6-3			
35	DAVIDOVICH FOKINA Alejandro	(16)	ESP	6-3 6-0			DJOKOVIC N (1)	
18	MONFILS Gael	(10)	FRA	IVASHKA I			6-2 6-0	
66	IVASHKA Ilya		BLR	6-4 4-6 7-5	IVASHKA I			
123	KUKUSHKIN Mikhail		KAZ	KUKUSHKIN M	6-7(4) 6-3 6-3			
62	CORIA Federico		ARG	7-6(4) 7-5		NISHIKORI K		
98	GOMBOS Norbert		SVK	GIRON M		7-6(7) 6-0		
64	GIRON Marcos		USA	7-6(4) 3-6 6-2	NISHIKORI K			
69	NISHIKORI Kei		JPN	NISHIKORI K	7-6(5) 3-6 6-1			
7	RUBLEV Andrey	(5)	ROC	6-3 6-4				ZVEREV A (4)
5	ZVEREV Alexander	(4)	GER	ZVEREV A (4)				1-6 6-3 6-1
573	LU Yen-Hsun		TPE	6-1 6-3	ZVEREV A (4)			
113	GALAN Daniel Elahi		COL	GALAN DE	6-2 6-2			
171	SAFWAT Mohamed (ITF)		EGY	7-5 6-1		ZVEREV A (4)		
42	BASILASHVILI Nikoloz		GEO	BASILASHVILI N		6-4 7-6(5)		
90	CARBALLES BAENA Roberto		ESP	6-3 6-2	BASILASHVILI N			
110	DANIEL Taro		JPN	SONEGO L (13)	6-4 3-6 6-4			
26	SONEGO Lorenzo	(13)	ITA	4-6 7-6(6) 7-6(3)			ZVEREV A (4)	
24	KARATSEV Aslan	(11)	ROC	KARATSEV A (11)			6-4 6-1	
54	PAUL Tommy		USA	6-3 6-2	CHARDY J			
68	CHARDY Jeremy		FRA	CHARDY J	7-5 4-6 6-3			
195	BARRIOS Tomas (ITF)		CHI	6-1 7-6(4)		CHARDY J		
116	CERUNDOLO Francisco		ARG	BROADY L (ITF)		7-6(3) 4-6 6-1		
142	BROADY Liam (ITF)		GBR	7-5 6-7(4) 6-2	BROADY L (ITF)			
417	SAVILLE Luke (ALT)		AUS	HURKACZ H (7)	7-5 3-6 6-3			Gold Medal
12	HURKACZ Hubert	(7)	POL	6-2 6-4				ZVEREV A (4)
13	SCHWARTZMAN Diego	(8)	ARG	SCHWARTZMAN D (8)				6-3 6-1
122	VARILLAS Juan Pablo (ITF)		PER	7-5 6-4	SCHWARTZMAN D (8)			
145	MACHAC Tomas (ITF)		CZE	MACHAC T (ITF)	6-4 7-5			
137	SOUZA Joao		POR	6-7(5) 6-4 6-4		KHACHANOV K (12)		
246	KLEIN Lukas		SVK	DUCKWORTH J		6-1 2-6 6-1		
77	DUCKWORTH James		AUS	5-7 6-3 7-6(4)	KHACHANOV K (12)			
55	NISHIOKA Yoshihito		JPN	KHACHANOV K (12)	7-5 6-1			
25	KHACHANOV Karen	(12)	ROC	3-6 6-1 6-2			KHACHANOV K (12)	
28	HUMBERT Ugo	(14)	FRA	HUMBERT U (14)			7-6(4) 4-6 6-3	
65	ANDUJAR Pablo		ESP	7-6(3) 6-1	HUMBERT U (14)			
115	MAJCHRZAK Kamil		POL	KECMANOVIC M	4-6 7-6(5) 7-5			
50	KECMANOVIC Miomir		SRB	6-4 6-2		HUMBERT U (14)		
71	KWON Soonwoo		KOR	TIAFOE F		2-6 7-6(4) 6-2		
53	TIAFOE Frances		USA	6-3 6-2	TSITSIPAS S (3)			
112	KOHLSCHEIBER Philipp		GER	TSITSIPAS S (3)	6-3 6-4			
4	TSITSIPAS Stefanos	(3)	GRE	6-3 3-6 6-3				
11	CARRENO BUSTA Pablo	(6)	ESP	CARRENO BUSTA P (6)				KHACHANOV K (12)
81	SANDGREN Tennys		USA	7-5 6-2	CARRENO BUSTA P (6)			6-3 6-3
36	CILIC Marin		CRO	CILIC M	5-7 6-4 6-4			
541	MENEZES Joao (ITF)		BRA	6-7(5) 7-5 7-6(7)		CARRENO BUSTA P (6)		
57	KOEPFER Dominik		GER	KOEPFER D		7-6(7) 6-3		
80	BAGNIS Facundo		ARG	3-6 6-3 7-5	KOEPFER D			
190	PURCELL Max (ALT)		AUS	PURCELL M (ALT)	6-3 6-0			
15	AUGER-ALIASSIME Felix	(9)	CAN	6-4 7-6(2)			CARRENO BUSTA P (6)	
31	FOGNINI Fabio	(15)	ITA	FOGNINI F (15)			6-2 7-6(5)	
114	SUGITA Yuichi		JPN	6-4 6-3	FOGNINI F (15)			
79	GERASIMOV Egor		BLR	GERASIMOV E	6-4 7-6(4)			
102	SIMON Gilles		FRA	4-6 6-3 6-4		MEDVEDEV D (2)		
160	NAGAL Sumit (ITF)		IND	NAGAL S (ITF)		6-2 3-6 6-2		Bronze Medal
197	ISTOMIN Denis (ITF)		UZB	6-4 6-7(6) 6-4	MEDVEDEV D (2)			
40	BUBLIK Alexander		KAZ	MEDVEDEV D (2)	6-2 6-1			
2	MEDVEDEV Daniil	(2)	ROC	6-4 7-6(8)			DJOKOVIC N (1)	
							CARRENO BUSTA P (6)	6-4 6-7(6) 6-3

Note:
Ranking as of 19 JUL 2021.

Legend:
ALT Alternate ITF ITF Place



Match Statistics

試合統計 / Statistiques du match

W	DJOKOVIC Novak (1)	SRB	6	6
	DELLIEN Hugo	BOL	2	2
Match duration: 1h01min			32min	30min

Centre Court

Chair Umpire: BLOM John (AUS)

DJOKOVIC Novak (1)				DELLIEN Hugo			
1 st Set	2 nd Set	3 rd Set	Total	1 st Set	2 nd Set	3 rd Set	Total
1	7		8	Total aces	1	0	1
0	0		0	Double faults	0	0	0
2	1		3	Service winners	1	0	1
13/18	10/18		23/36	1st serve	28/34	19/22	47/56
(72%)	(56%)		(64%)		(82%)	(86%)	(84%)
1	4		5	Aces on 1st serve	1	0	1
11/13	8/10		19/23	Points won on 1st serve	15/28	10/19	25/47
(85%)	(80%)		(83%)		(54%)	(53%)	(53%)
5/5	8/8		13/13	2nd Serve	6/6	3/3	9/9
(100%)	(100%)		(100%)		(100%)	(100%)	(100%)
0	3		3	Aces on 2nd Serve	0	0	0
5/5	8/8		13/13	Points won on 2nd serve	2/6	0/3	2/9
(100%)	(100%)		(100%)		(33%)	(0%)	(22%)
33	28		61	Total points won	19	12	31
17/34	12/22		29/56	Receiving points won	2/18	2/18	4/36
(50%)	(55%)		(52%)		(11%)	(11%)	(11%)
2/7	2/3		4/10	Break point conversions	0/0	0/0	0/0
(29%)	(67%)		(40%)		(0%)	(0%)	(0%)
5	1		6	Forehand winners	2	2	4
3	3		6	Backhand winners	0	1	1
12	5		17	Forced errors	13	8	21
2	4		6	Unforced errors	7	8	15
3/4	1/2		4/6	Net points won	1/4	1/3	2/7
(75%)	(50%)		(67%)		(25%)	(33%)	(29%)

	1 st Set						2 nd Set					
	*1	1*2	2*3	4*5	6		*1	1*2	3*4	4*5	6	
DJOKOVIC Novak (1)												
DELLIEN Hugo	0	*1	1	*2	2	*2	0	*1	1	*1	1	

Note:
Total winners is the sum of total aces, service winners, forehand winners and backhand winners.

Legend:
W Winner * Server



Scorecard

スコアカード / Feuille d'arbitrage

W	DJOKOVIC Novak (1)	SRB	6	6
	DELLIEN Hugo	BOL	2	2
Match duration: 1h01min			32min	29min

Court	Centre Court	Scoring Rule	Three tie-break sets
Chair Umpire	BLOM John (AUS)	Match Code	MS101
Started	15:46	Finished	16:47

1st Set

Game 1: Novak Djokovic Serving													NoDj	HuDe
													1	0
1	2	3	4	5	6									
Game 2: Hugo Dellien Serving													NoDj	HuDe
													1	1
7	8	9	10	11	12	13	14							
Game 3: Novak Djokovic Serving													NoDj	HuDe
													2	1
15	16	17	18											
Game 4: Hugo Dellien Serving													NoDj	HuDe
													2	2
19	20	21	22	23	24	25	26	27	28					
Game 5: Novak Djokovic Serving													NoDj	HuDe
													3	2
29	30	31	32											
Game 6: Hugo Dellien Serving													NoDj	HuDe
													4	2
33	34	35	36	37	38									
Game 7: Novak Djokovic Serving													NoDj	HuDe
													5	2
39	40	41	42											
Game 8: Hugo Dellien Serving													NoDj	HuDe
													6	2
43	44	45	46	47	48	49	50	51	52					

2nd Set

Game 1: Novak Djokovic Serving													NoDj	HuDe
													1	0
53	54	55	56											
Game 2: Hugo Dellien Serving													NoDj	HuDe
													1	1
57	58	59	60	61	62									



Scorecard

スコアカード / Feuille d'arbitrage

Game 3: Novak Djokovic Serving														NoDj	HuDe	
															2	1
63	64	65	66	67	68											
Game 4: Hugo Dellien Serving														NoDj	HuDe	
															3	1
69	70	71	72													
Game 5: Novak Djokovic Serving														NoDj	HuDe	
															4	1
73	74	75	76													
Game 6: Hugo Dellien Serving														NoDj	HuDe	
															4	2
77	78	79	80	81	82											
Game 7: Novak Djokovic Serving														NoDj	HuDe	
															5	2
83	84	85	86													
Game 8: Hugo Dellien Serving														NoDj	HuDe	
															6	2
87	88	89	90	91	92											

Incidents Summary:
Code of Conduct Violation: 0
Time Violation: 0

Legend:					
	Winner		Ace - 2nd serve		Point to receiver - 2nd serve
	Ace - 1st serve		Point to receiver - 1st serve		Point to server - 1st serve
					Service Break



Match Statistics

試合統計 / Statistiques du match

W	STRUFF Jan-Lennard	GER	6	6
	MONTEIRO Thiago	BRA	3	4
Match duration: 1h16min			34min	42min

Court 6

Chair Umpire: RASK Christian (DEN)

STRUFF Jan-Lennard				MONTEIRO Thiago			
1 st Set	2 nd Set	3 rd Set	Total	1 st Set	2 nd Set	3 rd Set	Total
3	7		10	Total aces	1	5	6
1	3		4	Double faults	0	0	0
0	0		0	Service winners	1	0	1
15/30	17/31		32/61	1st serve	15/22	21/26	36/48
(50%)	(55%)		(52%)		(68%)	(81%)	(75%)
3	7		10	Aces on 1st serve	1	5	6
13/15	14/17		27/32	Points won on 1st serve	13/15	16/21	29/36
(87%)	(82%)		(84%)		(87%)	(76%)	(81%)
14/15	11/14		25/29	2nd Serve	7/7	5/5	12/12
(93%)	(79%)		(86%)		(100%)	(100%)	(100%)
0	0		0	Aces on 2nd Serve	0	0	0
9/15	8/14		17/29	Points won on 2nd serve	2/7	2/5	4/12
(60%)	(57%)		(59%)		(29%)	(40%)	(33%)
29	30		59	Total points won	23	27	50
7/22	8/26		15/48	Receiving points won	8/30	9/31	17/61
(32%)	(31%)		(31%)		(27%)	(29%)	(28%)
1/2	1/2		2/4	Break point conversions	0/1	0/2	0/3
(50%)	(50%)		(50%)		(0%)	(0%)	(0%)
5	3		8	Forehand winners	3	4	7
2	0		2	Backhand winners	0	1	1
11	4		15	Forced errors	11	4	15
5	12		17	Unforced errors	7	14	21
4/4	2/5		6/9	Net points won	0/0	2/2	2/2
(100%)	(40%)		(67%)		(0%)	(100%)	(100%)

	1 st Set					2 nd Set				
STRUFF Jan-Lennard	*1	2*3	3*4	4*5	5*6	0*1	2*3	3*4	4*5	5*6
MONTEIRO Thiago	0*0	0*1	1*2	2*3	3	*1	1*1	1*2	2*3	3*4

Note:
Total winners is the sum of total aces, service winners, forehand winners and backhand winners.

Legend:
W Winner * Server


Scorecard

スコアカード / Feuille d'arbitrage

W	STRUFF Jan-Lennard	GER	6	6
	MONTEIRO Thiago	BRA	3	4
Match duration: 1h16min			34min	42min

Court	Court 6	Scoring Rule	Three tie-break sets
Chair Umpire	RASK Christian (DEN)	Match Code	MS102
Started	13:38	Finished	14:54

1st Set

Game 1: Jan-Lennard Struff Serving														JaSt	ThMo
														1	0
1	2	3	4	5	6	7	8								
Game 2: Thiago Monteiro Serving														JaSt	ThMo
														2	0
9	10	11	12	13	14	15	16								
Game 3: Jan-Lennard Struff Serving														JaSt	ThMo
														3	0
17	18	19	20	21	22	23	24								
Game 4: Thiago Monteiro Serving														JaSt	ThMo
														3	1
25	26	27	28	29											
Game 5: Jan-Lennard Struff Serving														JaSt	ThMo
														4	1
30	31	32	33												
Game 6: Thiago Monteiro Serving														JaSt	ThMo
														4	2
34	35	36	37	38											
Game 7: Jan-Lennard Struff Serving														JaSt	ThMo
														5	2
39	40	41	42	43											
Game 8: Thiago Monteiro Serving														JaSt	ThMo
														5	3
44	45	46	47												
Game 9: Jan-Lennard Struff Serving														JaSt	ThMo
														6	3
48	49	50	51	52											

2nd Set

Game 1: Thiago Monteiro Serving														JaSt	ThMo
														0	1
53	54	55	56												

Scorecard

スコアカード / Feuille d'arbitrage

Game 2: Jan-Lennard Struff Serving													JaSt	ThMo
													1	1
57	58	59	60	61	62	63	64							
Game 3: Thiago Monteiro Serving													JaSt	ThMo
													2	1
65	66	67	68	69	70									
Game 4: Jan-Lennard Struff Serving													JaSt	ThMo
													3	1
71	72	73	74	75	76									
Game 5: Thiago Monteiro Serving													JaSt	ThMo
													3	2
77	78	79	80	81										
Game 6: Jan-Lennard Struff Serving													JaSt	ThMo
													4	2
82	83	84	85											
Game 7: Thiago Monteiro Serving													JaSt	ThMo
													4	3
86	87	88	89	90										
Game 8: Jan-Lennard Struff Serving													JaSt	ThMo
													5	3
91	92	93	94	95										
Game 9: Thiago Monteiro Serving													JaSt	ThMo
													5	4
96	97	98	99	100	101									
Game 10: Jan-Lennard Struff Serving													JaSt	ThMo
													6	4
102	103	104	105	106	107	108	109							

Incidents Summary:
Code of Conduct Violation: 0
Time Violation: 0

Legend:	Winner	Double fault	Point to receiver - 2nd serve	Point to server - 2nd serve
	Ace - 1st serve	Point to receiver - 1st serve	Point to server - 1st serve	Service Break



Match Statistics

試合統計 / Statistiques du match

	MUSETTI Lorenzo	ITA	3	4
W	MILLMAN John	AUS	6	6
Match duration: 1h36min			47min	49min

Court 9

Chair Umpire: JANZEN Timo (GER)

MUSETTI Lorenzo				MILLMAN John			
1 st Set	2 nd Set	3 rd Set	Total	1 st Set	2 nd Set	3 rd Set	Total
1	0		1	Total aces	0	0	0
1	1		2	Double faults	0	1	1
1	0		1	Service winners	0	0	0
29/38	22/31		51/69	1st serve	23/32	22/31	45/63
(76%)	(71%)		(74%)		(72%)	(71%)	(71%)
1	0		1	Aces on 1st serve	0	0	0
18/29	12/22		30/51	Points won on 1st serve	17/23	12/22	29/45
(62%)	(55%)		(59%)		(74%)	(55%)	(64%)
8/9	8/9		16/18	2nd Serve	9/9	8/9	17/18
(89%)	(89%)		(89%)		(100%)	(89%)	(94%)
0	0		0	Aces on 2nd Serve	0	0	0
2/9	3/9		5/18	Points won on 2nd serve	5/9	4/9	9/18
(22%)	(33%)		(28%)		(56%)	(44%)	(50%)
30	30		60	Total points won	40	32	72
10/32	15/31		25/63	Receiving points won	18/38	16/31	34/69
(31%)	(48%)		(40%)		(47%)	(52%)	(49%)
0/2	2/4		2/6	Break point conversions	1/6	3/4	4/10
(0%)	(50%)		(33%)		(17%)	(75%)	(40%)
4	2		6	Forehand winners	7	7	14
1	2		3	Backhand winners	3	1	4
13	8		21	Forced errors	12	8	20
14	15		29	Unforced errors	10	18	28
1/4	6/8		7/12	Net points won	7/9	2/6	9/15
(25%)	(75%)		(58%)		(78%)	(33%)	(60%)

	1 st Set						2 nd Set									
MUSETTI Lorenzo	*1	1*	*2	2*	3	3*	3	*0	0*	*1	2*	3*	4	4*	4	
MILLMAN John	0*	*1	2	2*	3	3*	5*	6	1*	*2	2*	3*	3*	4	5*	6

Note:
Total winners is the sum of total aces, service winners, forehand winners and backhand winners.

Legend:
W Winner * Server



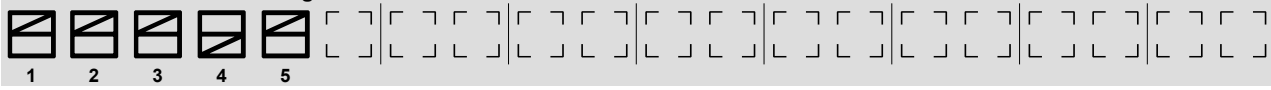
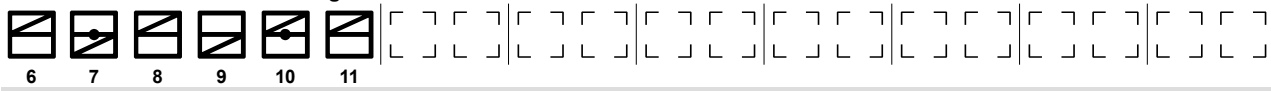
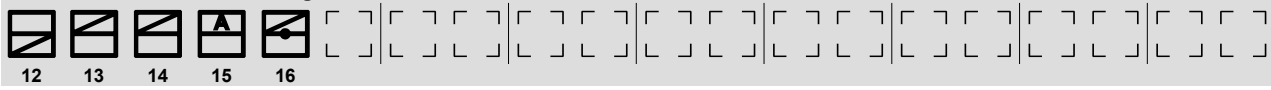
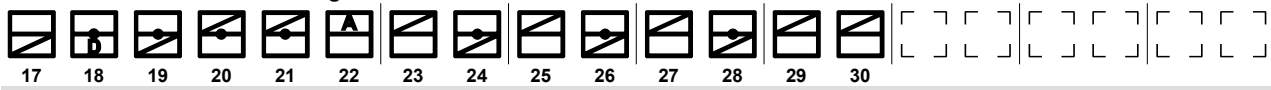
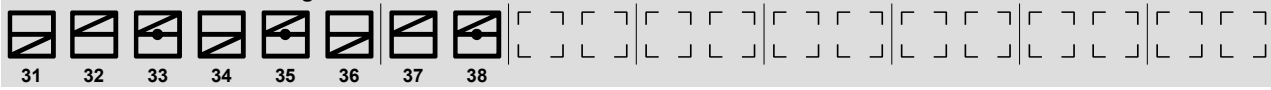
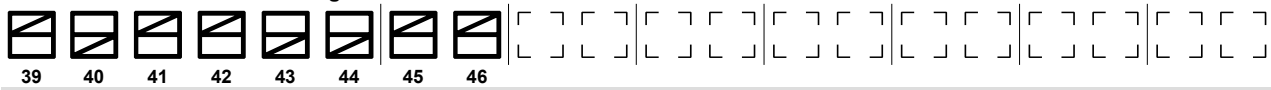
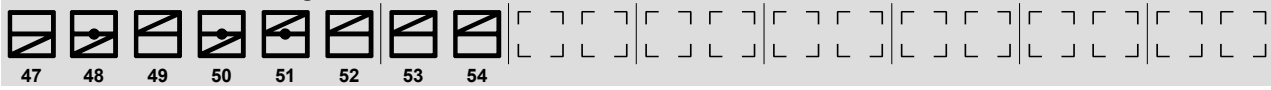
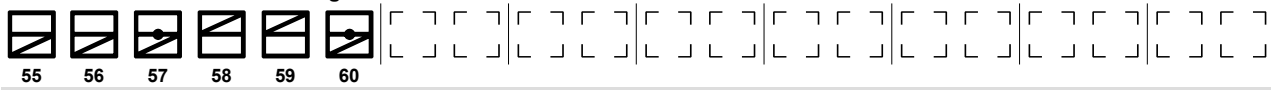

Scorecard

スコアカード / Feuille d'arbitrage

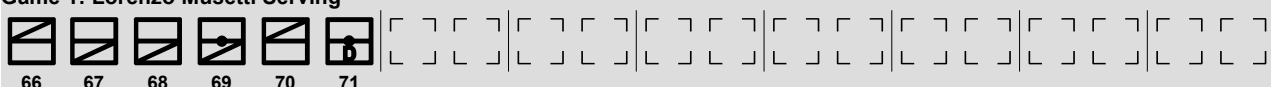
	MUSETTI Lorenzo	ITA	3	4
W	MILLMAN John	AUS	6	6
Match duration: 1h36min			47min	49min

Court	Court 9	Scoring Rule	Three tie-break sets
Chair Umpire	JANZEN Timo (GER)	Match Code	MS103
Started	11:10	Finished	12:46

1st Set

Game	Serving	LoMu	JoMi
Game 1: John Millman Serving		0	1
Game 2: Lorenzo Musetti Serving		1	1
Game 3: John Millman Serving		1	2
Game 4: Lorenzo Musetti Serving		2	2
Game 5: John Millman Serving		2	3
Game 6: Lorenzo Musetti Serving		3	3
Game 7: John Millman Serving		3	4
Game 8: Lorenzo Musetti Serving		3	5
Game 9: John Millman Serving		3	6

2nd Set

Game	Serving	LoMu	JoMi
Game 1: Lorenzo Musetti Serving		0	1



Scorecard

スコアカード / Feuille d'arbitrage

													LoMu	JoMi
Game 2: John Millman Serving													0	2
72	73	74	75	76	77									
Game 3: Lorenzo Musetti Serving													1	2
78	79	80	81	82	83									
Game 4: John Millman Serving													2	2
84	85	86	87											
Game 5: Lorenzo Musetti Serving													2	3
88	89	90	91	92	93	94	95							
Game 6: John Millman Serving													3	3
96	97	98	99	100	101									
Game 7: Lorenzo Musetti Serving													4	3
102	103	104	105	106										
Game 8: John Millman Serving													4	4
107	108	109	110	111	112	113	114	115	116					
Game 9: Lorenzo Musetti Serving													4	5
117	118	119	120	121	122									
Game 10: John Millman Serving													4	6
123	124	125	126	127										

Incidents Summary:
Code of Conduct Violation: 1
Code Violation (Ball Abuse) on MUSETTI, Lorenzo (ITA) in Set 2, Game 9, Point 6 at 12:42 on 24 July 2021
Time Violation: 0

Legend:

	Winner		Double fault		Point to receiver - 2nd serve		Point to server - 2nd serve
	Ace - 1st serve		Point to receiver - 1st serve		Point to server - 1st serve		Service Break



Match Statistics

試合統計 / Statistiques du match

	SOUSA Pedro	POR	3	0
W	DAVIDOVICH FOKINA Alejandro (16)	ESP	6	6
Match duration: 1h03min			36min	27min

Court 2

Chair Umpire: KJENDLIE Julie (NOR)

SOUSA Pedro				DAVIDOVICH FOKINA Alejandro (16)				
1 st Set	2 nd Set	3 rd Set	Total		1 st Set	2 nd Set	3 rd Set	Total
0	0		0	Total aces	2	3		5
5	2		7	Double faults	1	1		2
2	0		2	Service winners	1	0		1
14/29	8/17		22/46	1st serve	17/26	11/22		28/48
(48%)	(47%)		(48%)		(65%)	(50%)		(58%)
0	0		0	Aces on 1st serve	2	3		5
10/14	3/8		13/22	Points won on 1st serve	13/17	9/11		22/28
(71%)	(38%)		(59%)		(76%)	(82%)		(79%)
10/15	7/9		17/24	2nd Serve	8/9	10/11		18/20
(67%)	(78%)		(71%)		(89%)	(91%)		(90%)
0	0		0	Aces on 2nd Serve	0	0		0
5/15	2/9		7/24	Points won on 2nd serve	5/9	6/11		11/20
(33%)	(22%)		(29%)		(56%)	(55%)		(55%)
23	12		35	Total points won	32	27		59
8/26	7/22		15/48	Receiving points won	14/29	12/17		26/46
(31%)	(32%)		(31%)		(48%)	(71%)		(57%)
1/2	0/1		1/3	Break point conversions	2/5	3/5		5/10
(50%)	(0%)		(33%)		(40%)	(60%)		(50%)
1	4		5	Forehand winners	4	0		4
0	0		0	Backhand winners	3	3		6
9	6		15	Forced errors	7	7		14
13	15		28	Unforced errors	12	1		13
3/3	2/3		5/6	Net points won	4/6	4/4		8/10
(100%)	(67%)		(83%)		(67%)	(100%)		(80%)

	1 st Set					2 nd Set					
SOUSA Pedro	0*	0*	0*	0*1	2*3	3	*0	0*0	0*0	0*0	0
DAVIDOVICH FOKINA	*1	2*3	4*5	5*5	5*6		1*2	3*4	5*6		

Note:

Total winners is the sum of total aces, service winners, forehand winners and backhand winners.

Legend:

W Winner * Server



Scorecard

スコアカード / Feuille d'arbitrage

	SOUSA Pedro	POR	3	0
W	DAVIDOVICH FOKINA Alejandro (16)	ESP	6	6
Match duration: 1h02min			35min	27min

Court	Court 2	Scoring Rule	Three tie-break sets
Chair Umpire	KJENDLIE Julie (NOR)	Match Code	MS104
Started	11:09	Finished	12:11

1st Set

Game	Serving	PeSo	AIDa
Game 1: Alejandro Davidovich Fokina	Serving	0	1
Game 2: Pedro Sousa	Serving	0	2
Game 3: Alejandro Davidovich Fokina	Serving	0	3
Game 4: Pedro Sousa	Serving	0	4
Game 5: Alejandro Davidovich Fokina	Serving	0	5
Game 6: Pedro Sousa	Serving	1	5
Game 7: Alejandro Davidovich Fokina	Serving	2	5
Game 8: Pedro Sousa	Serving	3	5
Game 9: Alejandro Davidovich Fokina	Serving	3	6

2nd Set

Game	Serving	PeSo	AIDa
Game 1: Pedro Sousa	Serving	0	1

Scorecard

スコアカード / Feuille d'arbitrage

													PeSo	AIDa	
Game 2: Alejandro Davidovich Fokina Serving													0	2	
62	63	64	65												
Game 3: Pedro Sousa Serving													0	3	
66	67	68	69	70	71										
Game 4: Alejandro Davidovich Fokina Serving													0	4	
72	73	74	75	76	77	78	79	80	81	82	83				
Game 5: Pedro Sousa Serving													0	5	
84	85	86	87	88											
Game 6: Alejandro Davidovich Fokina Serving													0	6	
89	90	91	92	93	94										

Incidents Summary:
Code of Conduct Violation: 0
Time Violation: 0

Legend:	W Winner	Double fault	Point to receiver - 2nd serve	Point to server - 2nd serve
Ace - 1st serve	Point to receiver - 1st serve	Point to server - 1st serve	Service Break	



Match Statistics

試合統計 / Statistiques du match

	MONFILS Gael (10)	FRA	4	6	5
W	IVASHKA Ilya	BLR	6	4	7
	Match duration: 3h01min		46min	51min	84min

Court 3

Chair Umpire: SWEENEY Thomas (AUS)

MONFILS Gael (10)				IVASHKA Ilya				
1 st Set	2 nd Set	3 rd Set	Total		1 st Set	2 nd Set	3 rd Set	Total
2	3	4	9	Total aces	2	1	4	7
1	3	1	5	Double faults	0	3	2	5
0	0	0	0	Service winners	0	0	2	2
18/24	22/37	23/44	63/105	1st serve	23/35	10/27	38/56	71/118
(75%)	(59%)	(52%)	(60%)		(66%)	(37%)	(68%)	(60%)
2	3	3	8	Aces on 1st serve	1	1	4	6
12/18	17/22	15/23	44/63	Points won on 1st serve	15/23	9/10	23/38	47/71
(67%)	(77%)	(65%)	(70%)		(65%)	(90%)	(61%)	(66%)
5/6	12/15	20/21	37/42	2nd Serve	12/12	14/17	16/18	42/47
(83%)	(80%)	(95%)	(88%)		(100%)	(82%)	(89%)	(89%)
0	0	1	1	Aces on 2nd Serve	1	0	0	1
1/6	7/15	9/21	17/42	Points won on 2nd serve	7/12	9/17	11/18	27/47
(17%)	(47%)	(43%)	(40%)		(58%)	(53%)	(61%)	(57%)
26	33	46	105	Total points won	33	31	54	118
13/35	9/27	22/56	44/118	Receiving points won	11/24	13/37	20/44	44/105
(37%)	(33%)	(39%)	(37%)		(46%)	(35%)	(45%)	(42%)
1/4	1/1	1/6	3/11	Break point conversions	2/2	0/2	2/6	4/10
(25%)	(100%)	(17%)	(27%)		(100%)	(0%)	(33%)	(40%)
6	3	6	15	Forehand winners	6	2	8	16
2	2	4	8	Backhand winners	0	0	2	2
22	20	29	71	Forced errors	11	18	26	55
3	8	9	20	Unforced errors	5	7	6	18
1/3	1/1	4/8	6/12	Net points won	5/8	3/4	9/15	17/27
(33%)	(100%)	(50%)	(50%)		(63%)	(75%)	(60%)	(63%)

	1 st Set				2 nd Set				3 rd Set										
MONFILS Gael (10)	*1	1*1	1*1	2*3	3*4	4	*1	1*2	2*3	3*4	4*5	6	*1	2*2	2*3	3*4	4*5	5*5	5
IVASHKA Ilya	0	*1	2*3	4*4	4*5	5*6	0	*1	1*2	2*3	3*4	4*4	0	*0	1*2	2*3	3*4	4*5	6*7

Note:
Total winners is the sum of total aces, service winners, forehand winners and backhand winners.

Legend:
W Winner * Server



Scorecard

スコアカード / Feuille d'arbitrage

	MONFILS Gael (10)	FRA	4	6	5
W	IVASHKA Ilya	BLR	6	4	7
Match duration: 3h01min			47min	50min	84min

Court	Court 3	Scoring Rule	Three tie-break sets
Chair Umpire	SWEENEY Thomas (AUS)	Match Code	MS105
Started	13:22	Finished	16:23

1st Set

Game	Serving	Score	Game Mo	Game Iv
Game 1	Gael Monfils	1-0	1	0
Game 2	Ilya Ivashka	1-1	1	1
Game 3	Gael Monfils	1-2	1	2
Game 4	Ilya Ivashka	1-3	1	3
Game 5	Gael Monfils	1-4	1	4
Game 6	Ilya Ivashka	2-4	2	4
Game 7	Gael Monfils	3-4	3	4
Game 8	Ilya Ivashka	3-5	3	5
Game 9	Gael Monfils	4-5	4	5
Game 10	Ilya Ivashka	4-6	4	6

2nd Set



Scorecard

スコアカード / Feuille d'arbitrage

Game	Serving	Score	GaMo	Illv
Game 1	Gael Monfils	60 61 62 63 64 65	1	0
Game 2	Ilya Ivashka	66 67 68 69 70	1	1
Game 3	Gael Monfils	71 72 73 74 75	2	1
Game 4	Ilya Ivashka	76 77 78 79 80 81	2	2
Game 5	Gael Monfils	82 83 84 85 86 87 88 89	3	2
Game 6	Ilya Ivashka	90 91 92 93	3	3
Game 7	Gael Monfils	94 95 96 97 98 99	4	3
Game 8	Ilya Ivashka	100 101 102 103 104 105	4	4
Game 9	Gael Monfils	106 107 108 109 110 111 112 113 114 115 116 117	5	4
Game 10	Ilya Ivashka	118 119 120 121 122 123	6	4
3rd Set				
Game 1	Gael Monfils	124 125 126 127 128 129	1	0
Game 2	Ilya Ivashka	130 131 132 133 134 135	2	0
Game 3	Gael Monfils	136 137 138 139 140 141	2	1
Game 4	Ilya Ivashka	142 143 144 145 146 147 148 149 150 151 152 153 154 155 156 157 158 159	2	2



Scorecard

スコアカード / Feuille d'arbitrage

Game 5: Gael Monfils Serving														GaMo	Illv		
															3	2	
160	161	162	163	164	165	166	167	168	169	170	171	172	173				
Game 6: Ilya Ivashka Serving														GaMo	Illv		
															3	3	
174	175	176	177														
Game 7: Gael Monfils Serving														GaMo	Illv		
															4	3	
178	179	180	181														
Game 8: Ilya Ivashka Serving														GaMo	Illv		
															4	4	
182	183	184	185	186													
Game 9: Gael Monfils Serving														GaMo	Illv		
															5	4	
187	188	189	190	191	192	193	194	195	196								
Game 10: Ilya Ivashka Serving														GaMo	Illv		
															5	5	
197	198	199	200	201													
Game 11: Gael Monfils Serving														GaMo	Illv		
															5	6	
202	203	204	205														
Game 12: Ilya Ivashka Serving														GaMo	Illv		
																5	7
206	207	208	209	210	211	212	213	214	215	216	217	218	219	220	221	222	223

Incidents Summary:

Code of Conduct Violation: 0
Time Violation: 0



Ariake Tennis Park

有明テニスの森
Parc de Tennis d'Ariake

SUN 25 JUL 2021

Tennis

テニス / Tennis

Men's Singles

男子シングルス / Simple hommes

First Round

1回戦 / 1er tour



Scorecard

スコアカード / Feuille d'arbitrage

Legend:							
W	Winner		Ace - 2nd serve		Double fault		Point to receiver - 2nd serve
	Point to server - 2nd serve		Ace - 1st serve		Point to receiver - 1st serve		Point to server - 1st serve
	Service Break						





Match Statistics

試合統計 / Statistiques du match

W	KUKUSHKIN Mikhail	KAZ	7	7
	CORIA Federico	ARG	6 (4)	5
Match duration: 2h09min			66min	63min

Court 7

Chair Umpire: BALMFORTH Robert (GBR)

KUKUSHKIN Mikhail				CORIA Federico			
1 st Set	2 nd Set	3 rd Set	Total	1 st Set	2 nd Set	3 rd Set	Total
4	4		8	1	0		1
0	0		0	0	1		1
2	1		3	2	2		4
37/53	23/36		60/89	29/37	30/38		59/75
(70%)	(64%)		(67%)	(78%)	(79%)		(79%)
4	4		8	1	0		1
24/37	15/23		39/60	21/29	16/30		37/59
(65%)	(65%)		(65%)	(72%)	(53%)		(63%)
16/16	13/13		29/29	8/8	7/8		15/16
(100%)	(100%)		(100%)	(100%)	(88%)		(94%)
0	0		0	0	0		0
11/16	5/13		16/29	5/8	4/8		9/16
(69%)	(38%)		(55%)	(63%)	(50%)		(56%)
46	38		84	44	36		80
11/37	18/38		29/75	18/53	16/36		34/89
(30%)	(47%)		(39%)	(34%)	(44%)		(38%)
1/1	3/4		4/5	1/7	2/3		3/10
(100%)	(75%)		(80%)	(14%)	(67%)		(30%)
9	10		19	3	10		13
5	2		7	4	1		5
17	15		32	21	10		31
17	8		25	4	11		15
9/12	6/7		15/19	4/6	2/3		6/9
(75%)	(86%)		(79%)	(67%)	(67%)		(67%)

	1 st Set							2 nd Set																	
KUKUSHKIN Mikhail	0	*1	1	*2	3	*3	3	*4	4	*5	5	*6	7	*1	1	*2	2	*3	4	*4	4	*4	5	*6	7
CORIA Federico	*1	1	*2	2	*2	3	*4	4	*5	5	*6	6	6(4)	0	*1	1	*2	2	*2	3	*4	5	*5	5	*5

Note:
Total winners is the sum of total aces, service winners, forehand winners and backhand winners.

Legend:
W Winner * Server

















































































Scorecard

スコアカード / Feuille d'arbitrage

W	KUKUSHKIN Mikhail	KAZ	7	7
	CORIA Federico	ARG	6 (4)	5
Match duration: 2h10min			67min	63min

Court	Court 7	Scoring Rule	Three tie-break sets
Chair Umpire	BALMFORTH Robert (GBR)	Match Code	MS106
Started	13:13	Finished	15:23

1st Set





Game 1: Federico Coria Serving		MiKu	FeCo
		0	1
1	2		
			
3	4		
Game 2: Mikhail Kukushkin Serving		MiKu	FeCo
		1	1
5	6		
			
7	8		
			
9	10		
			
11	12		
			
13	14		
			
15	16		
Game 3: Federico Coria Serving		MiKu	FeCo
		1	2
17	18		
			
19	20		
			
21	22		
Game 4: Mikhail Kukushkin Serving		MiKu	FeCo
		2	2
23	24		
			
25	26		
			
27	28		
			
29	30		
			
31	32		
Game 5: Federico Coria Serving		MiKu	FeCo
		3	2
33	34		
			
35	36		
			
37	38		
			
39	40		
Game 6: Mikhail Kukushkin Serving		MiKu	FeCo
		3	3
41	42		
			
43	44		
			
45	46		
			
47	48		
			
49	50		
			
51	52		
Game 7: Federico Coria Serving		MiKu	FeCo
		3	4
53	54		
			
55	56		
Game 8: Mikhail Kukushkin Serving		MiKu	FeCo
		4	4
57	58		
			
59	60		
Game 9: Federico Coria Serving		MiKu	FeCo
		4	5
61	62		
			
63	64		
			
65			
Game 10: Mikhail Kukushkin Serving		MiKu	FeCo
		5	5
66	67		
			
68	69		
			
70			
Game 11: Federico Coria Serving		MiKu	FeCo
		5	6
71	72		
			
73	74		
			
75			






Scorecard

スコアカード / Feuille d'arbitrage





Game 12: Mikhail Kukushkin Serving

MiKu		FeCo	
			
76	77	78	79
6		6	

TB - Mikhail Kukushkin




MiKu		FeCo	
			
81	82	85	86
7		6	

TB - Federico Coria





MiKu		FeCo	
			
80	83	84	87
(7)		(4)	

2nd Set

Game 1: Mikhail Kukushkin Serving

MiKu		FeCo	
			
91	92	93	94
1		0	





Game 2: Federico Coria Serving

MiKu		FeCo	
			
96	97	98	99
1		1	





Game 3: Mikhail Kukushkin Serving

MiKu		FeCo	
			
101	102	103	104
2		1	





Game 4: Federico Coria Serving

MiKu		FeCo	
			
105	106	107	108
2		2	





Game 5: Mikhail Kukushkin Serving

MiKu		FeCo	
			
110	111	112	113
3		2	





Game 6: Federico Coria Serving

MiKu		FeCo	
			
122	123	124	125
4		2	





Game 7: Mikhail Kukushkin Serving

MiKu		FeCo	
			
128	129	130	131
4		3	





Game 8: Federico Coria Serving

MiKu		FeCo	
			
132	133	134	135
4		4	



Game 9: Mikhail Kukushkin Serving

MiKu		FeCo	
			
138	139	140	141
4		5	

Game 10: Federico Coria Serving

MiKu		FeCo	
			
143	144	145	146
5		5	

Game 11: Mikhail Kukushkin Serving

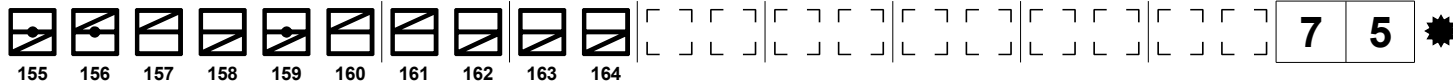
MiKu		FeCo	
			
149	150	151	152
6		5	



Scorecard








スコアカード / Feuille d'arbitrage

Game 12: Federico Coria Serving



Incidents Summary:

Code of Conduct Violation: 0
Time Violation: 0

Legend:							
TB	Tie-break	W	Winner		Double fault		Point to receiver - 2nd serve
	Point to server - 2nd serve		Ace - 1st serve		Point to receiver - 1st serve		Point to server - 1st serve
	Service Break						



Match Statistics

試合統計 / Statistiques du match

	GOMBOS Norbert	SVK	6 (4)	6	2
W	GIRON Marcos	USA	7	3	6
Match duration: 2h18min			48min	45min	45min

Court 4

Chair Umpire: EL JENNATI Mohamed (MAR)

GOMBOS Norbert				GIRON Marcos				
1 st Set	2 nd Set	3 rd Set	Total		1 st Set	2 nd Set	3 rd Set	Total
5	2	1	8	Total aces	4	2	2	8
4	1	1	6	Double faults	0	0	0	0
2	0	0	2	Service winners	3	0	0	3
23/40	14/25	10/22	47/87	1st serve	20/33	16/35	7/20	43/88
(57%)	(56%)	(45%)	(54%)		(61%)	(46%)	(35%)	(49%)
5	2	1	8	Aces on 1st serve	4	1	2	7
21/23	11/14	5/10	37/47	Points won on 1st serve	18/20	10/16	7/7	35/43
(91%)	(79%)	(50%)	(79%)		(90%)	(63%)	(100%)	(81%)
13/17	10/11	11/12	34/40	2nd Serve	13/13	19/19	13/13	45/45
(76%)	(91%)	(92%)	(85%)		(100%)	(100%)	(100%)	(100%)
0	0	0	0	Aces on 2nd Serve	0	1	0	1
6/17	7/11	2/12	15/40	Points won on 2nd serve	9/13	8/19	7/13	24/45
(35%)	(64%)	(17%)	(38%)		(69%)	(42%)	(54%)	(53%)
33	35	13	81	Total points won	40	25	29	94
6/33	17/35	6/20	29/88	Receiving points won	13/40	7/25	15/22	35/87
(18%)	(49%)	(30%)	(33%)		(33%)	(28%)	(68%)	(40%)
0/0	2/3	1/1	3/4	Break point conversions	0/5	0/3	3/4	3/12
(0%)	(67%)	(100%)	(75%)		(0%)	(0%)	(75%)	(25%)
5	10	1	16	Forehand winners	2	3	3	8
1	3	0	4	Backhand winners	0	0	0	0
16	14	13	43	Forced errors	18	16	10	44
15	6	11	32	Unforced errors	2	4	1	7
3/5	3/4	1/2	7/11	Net points won	0/0	0/2	1/1	1/3
(60%)	(75%)	(50%)	(64%)		(0%)	(0%)	(100%)	(33%)

	1 st Set							2 nd Set						3 rd Set					
GOMBOS Norbert	*1	1*2	2*3	3*4	4*5	5*6	6	6(4)	0	*1	2*3	3*4	4*5	6	*0	0*0	0*1	2*2	2
GIRON Marcos	0	*1	1*2	2*3	3*4	4*5	5*6	7	*1	1*1	1*2	2*3	3*3	1	*2	3*4	4*4	5*6	

Note:
Total winners is the sum of total aces, service winners, forehand winners and backhand winners.

Legend:
W Winner * Server



Scorecard

スコアカード / Feuille d'arbitrage

	GOMBOS Norbert	SVK	6 (4)	6	2
W	GIRON Marcos	USA	7	3	6
Match duration: 2h17min			48min	45min	44min

Court	Court 4	Scoring Rule	Three tie-break sets
Chair Umpire	EL JENNATI Mohamed (MAR)	Match Code	MS107
Started	16:11	Finished	18:28

1st Set

Game 1: Norbert Gombos Serving													NoGo	MaGi
													1	0
1	2	3	4											
Game 2: Marcos Giron Serving													NoGo	MaGi
													1	1
5	6	7	8											
Game 3: Norbert Gombos Serving													NoGo	MaGi
													2	1
9	10	11	12	13	14									
Game 4: Marcos Giron Serving													NoGo	MaGi
													2	2
15	16	17	18	19	20									
Game 5: Norbert Gombos Serving													NoGo	MaGi
													3	2
21	22	23	24											
Game 6: Marcos Giron Serving													NoGo	MaGi
													3	3
25	26	27	28	29										
Game 7: Norbert Gombos Serving													NoGo	MaGi
													4	3
30	31	32	33	34	35	36	37							
Game 8: Marcos Giron Serving													NoGo	MaGi
													4	4
38	39	40	41											
Game 9: Norbert Gombos Serving													NoGo	MaGi
													5	4
42	43	44	45	46										
Game 10: Marcos Giron Serving													NoGo	MaGi
													5	5
47	48	49	50											
Game 11: Norbert Gombos Serving													NoGo	MaGi
													6	5
51	52	53	54	55	56	57	58							





Scorecard

スコアカード / Feuille d'arbitrage

Game 12: Marcos Giron Serving

													NoGo	MaGi
													6	6
59	60	61	62											

TB - Norbert Gombos

													NoGo	MaGi
													6	7
63			66	67		70	71							

TB - Marcos Giron

													NoGo	MaGi
													(4)	(7)
	64	65			68	69			72	73				

2nd Set

Game 1: Marcos Giron Serving

													NoGo	MaGi
													0	1
74	75	76	77	78	79	80	81	82	83	84	85			

Game 2: Norbert Gombos Serving

													NoGo	MaGi
													1	1
86	87	88	89	90	91									

Game 3: Marcos Giron Serving

													NoGo	MaGi
													2	1
92	93	94	95	96	97									

Game 4: Norbert Gombos Serving

													NoGo	MaGi
													3	1
98	99	100	101											

Game 5: Marcos Giron Serving

													NoGo	MaGi
													3	2
102	103	104	105	106	107									

Game 6: Norbert Gombos Serving

													NoGo	MaGi
													4	2
108	109	110	111	112	113	114	115	116	117					

Game 7: Marcos Giron Serving

													NoGo	MaGi
													4	3
118	119	120	121	122	123									

Game 8: Norbert Gombos Serving

													NoGo	MaGi
													5	3
124	125	126	127	128										

Game 9: Marcos Giron Serving

													NoGo	MaGi
													6	3
129	130	131	132	133										

3rd Set

Game 1: Norbert Gombos Serving

													NoGo	MaGi
													0	1
134	135	136	137	138										



Scorecard

スコアカード / Feuille d'arbitrage

Game	Serving	Points	NoGo	MaGi
Game 2	Marcos Giron	139-143	0	2
Game 3	Norbert Gombos	144-148	0	3
Game 4	Marcos Giron	149-153	0	4
Game 5	Norbert Gombos	154-161	1	4
Game 6	Marcos Giron	162-167	2	4
Game 7	Norbert Gombos	168-171	2	5
Game 8	Marcos Giron	172-175	2	6

Incidents Summary:

Code of Conduct Violation: 1

Code Violation (Ball Abuse) on GOMBOS, Norbert (SVK) in Set 3, Game 3, Point 4 at 18:09 on 25 July 2021

Time Violation: 0

Legend:							
TB	Tie-break	W	Winner	⊠	Ace - 2nd serve	⊞	Double fault
⊡	Point to receiver - 2nd serve	⊞	Point to server - 2nd serve	⊠	Ace - 1st serve	⊡	Point to receiver - 1st serve
⊠	Point to server - 1st serve	*	Service Break				



Match Statistics

試合統計 / Statistiques du match

W	NISHIKORI Kei	JPN	6	6
	RUBLEV Andrey (5)	ROC	3	4
Match duration: 1h15min			40min	35min

Court 1

Chair Umpire: VELJOVIC Marijana (SRB)

NISHIKORI Kei				RUBLEV Andrey (5)			
1 st Set	2 nd Set	3 rd Set	Total	1 st Set	2 nd Set	3 rd Set	Total
1	1		2	Total aces	2	1	3
0	0		0	Double faults	0	0	0
2	3		5	Service winners	2	3	5
19/35	20/25		39/60	1st serve	15/23	15/27	30/50
(54%)	(80%)		(65%)		(65%)	(56%)	(60%)
1	1		2	Aces on 1st serve	2	1	3
11/19	17/20		28/39	Points won on 1st serve	10/15	11/15	21/30
(58%)	(85%)		(72%)		(67%)	(73%)	(70%)
16/16	5/5		21/21	2nd Serve	8/8	12/12	20/20
(100%)	(100%)		(100%)		(100%)	(100%)	(100%)
0	0		0	Aces on 2nd Serve	0	0	0
11/16	4/5		15/21	Points won on 2nd serve	2/8	8/12	10/20
(69%)	(80%)		(71%)		(25%)	(67%)	(50%)
33	29		62	Total points won	25	23	48
11/23	8/27		19/50	Receiving points won	13/35	4/25	17/60
(48%)	(30%)		(38%)		(37%)	(16%)	(28%)
2/2	1/3		3/5	Break point conversions	1/5	0/0	1/5
(100%)	(33%)		(60%)		(20%)	(0%)	(20%)
4	4		8	Forehand winners	4	5	9
3	2		5	Backhand winners	1	1	2
9	10		19	Forced errors	16	16	32
7	3		10	Unforced errors	7	3	10
3/6	1/1		4/7	Net points won	1/2	2/3	3/5
(50%)	(100%)		(57%)		(50%)	(67%)	(60%)

	1 st Set					2 nd Set				
NISHIKORI Kei	*1	1*2	3*4	4*4	5*6	0*1	1*2	2*3	4*5	5*6
RUBLEV Andrey (5)	0*1	1*1	1*2	3*3	3	*1	1*2	2*3	3*3	3*4

Note:
Total winners is the sum of total aces, service winners, forehand winners and backhand winners.

Legend:
W Winner * Server



Scorecard

スコアカード / Feuille d'arbitrage

W	NISHIKORI Kei	JPN	6	6
	RUBLEV Andrey (5)	ROC	3	4
Match duration: 1h15min			40min	35min

Court	Court 1	Scoring Rule	Three tie-break sets
Chair Umpire	VELJOVIC Marijana (SRB)	Match Code	MS108
Started	17:27	Finished	18:42

1st Set

Game 1: Kei Nishikori Serving														KeNi	AnRu
														1	0
1	2	3	4	5	6										
Game 2: Andrey Rublev Serving														KeNi	AnRu
														1	1
7	8	9	10	11	12										
Game 3: Kei Nishikori Serving														KeNi	AnRu
														2	1
13	14	15	16												
Game 4: Andrey Rublev Serving														KeNi	AnRu
														3	1
17	18	19	20	21	22										
Game 5: Kei Nishikori Serving														KeNi	AnRu
														4	1
23	24	25	26	27	28	29	30								
Game 6: Andrey Rublev Serving														KeNi	AnRu
														4	2
31	32	33	34	35											
Game 7: Kei Nishikori Serving														KeNi	AnRu
														4	3
36	37	38	39	40	41	42	43	44	45	46	47				
Game 8: Andrey Rublev Serving														KeNi	AnRu
														5	3
48	49	50	51	52	53										
Game 9: Kei Nishikori Serving														KeNi	AnRu
														6	3
54	55	56	57	58											

2nd Set

Game 1: Andrey Rublev Serving														KeNi	AnRu
														0	1
59	60	61	62												



Scorecard

スコアカード / Feuille d'arbitrage

Game 2: Kei Nishikori Serving

														KeNi	AnRu	
															1	1
63	64	65	66	67												

Game 3: Andrey Rublev Serving

														KeNi	AnRu	
															1	2
68	69	70	71													

Game 4: Kei Nishikori Serving

														KeNi	AnRu	
															2	2
72	73	74	75													

Game 5: Andrey Rublev Serving

														KeNi	AnRu	
															2	3
76	77	78	79	80	81	82	83	84	85							

Game 6: Kei Nishikori Serving

														KeNi	AnRu	
															3	3
86	87	88	89													

Game 7: Andrey Rublev Serving

														KeNi	AnRu	
															4	3
90	91	92	93	94												

Game 8: Kei Nishikori Serving

														KeNi	AnRu	
															5	3
95	96	97	98	99	100	101	102									

Game 9: Andrey Rublev Serving

														KeNi	AnRu	
															5	4
103	104	105	106													

Game 10: Kei Nishikori Serving

														KeNi	AnRu	
															6	4
107	108	109	110													

Incidents Summary:

Code of Conduct Violation: 0

Time Violation: 1

Time Violation on NISHIKORI, Kei (JPN) in Set 1, Game 4, Point 6 at 17:42 on 25 July 2021

Legend:							
	Winner		Point to receiver - 1st serve		Point to server - 2nd serve		Ace - 1st serve
	Point to receiver - 1st serve		Point to server - 1st serve		Service Break		



Match Statistics

試合統計 / Statistiques du match

W	ZVEREV Alexander (4)	GER	6	6
	LU Yen-Hsun	TPE	1	3
Match duration: 0h59min			24min	36min

Court 1

Chair Umpire: VELJOVIC Marijana (SRB)

ZVEREV Alexander (4)				LU Yen-Hsun				
1 st Set	2 nd Set	3 rd Set	Total		1 st Set	2 nd Set	3 rd Set	Total
2	7		9	Total aces	0	0		0
0	0		0	Double faults	2	2		4
0	1		1	Service winners	0	0		0
10/15	17/27		27/42	1st serve	12/22	17/24		29/46
(67%)	(63%)		(64%)		(55%)	(71%)		(63%)
2	7		9	Aces on 1st serve	0	0		0
8/10	15/17		23/27	Points won on 1st serve	4/12	11/17		15/29
(80%)	(88%)		(85%)		(33%)	(65%)		(52%)
5/5	10/10		15/15	2nd Serve	8/10	5/7		13/17
(100%)	(100%)		(100%)		(80%)	(71%)		(76%)
0	0		0	Aces on 2nd Serve	0	0		0
4/5	6/10		10/15	Points won on 2nd serve	5/10	4/7		9/17
(80%)	(60%)		(67%)		(50%)	(57%)		(53%)
25	30		55	Total points won	12	21		33
13/22	9/24		22/46	Receiving points won	3/15	6/27		9/42
(59%)	(38%)		(48%)		(20%)	(22%)		(21%)
3/4	1/1		4/5	Break point conversions	0/0	0/1		0/1
(75%)	(100%)		(80%)		(0%)	(0%)		(0%)
5	4		9	Forehand winners	2	2		4
4	2		6	Backhand winners	0	0		0
6	6		12	Forced errors	7	7		14
4	13		17	Unforced errors	7	9		16
4/5	3/4		7/9	Net points won	0/1	0/3		0/4
(80%)	(75%)		(78%)		(0%)	(0%)		(0%)

	1 st Set						2 nd Set									
ZVEREV Alexander (4)	1*	2	2*	3	4*	5	6	*1	1*	2	2*	3	4*	5	5*	6
LU Yen-Hsun	*0	0*	1	1*	1*	1*	1	0*	1*	1*	2*	2*	2*	3		

Note:
Total winners is the sum of total aces, service winners, forehand winners and backhand winners.

Legend:
W Winner * Server



Ariake Tennis Park

有明テニスの森
Parc de Tennis d'Ariake

SUN 25 JUL 2021

Tennis

テニス / Tennis

Men's Singles

男子シングルス / Simple hommes

First Round

1回戦 / 1er tour



Scorecard

スコアカード / Feuille d'arbitrage

W	ZVEREV Alexander (4)	GER	6	6
	LU Yen-Hsun	TPE	1	3
Match duration: 0h59min			24min	35min

Court	Court 1	Scoring Rule	Three tie-break sets
Chair Umpire	VELJOVIC Marijana (SRB)	Match Code	MS109
Started	12:40	Finished	13:40

1st Set

Game 1: Yen-Hsun Lu Serving													AIZv	YeLu	☀
													1	0	
Game 2: Alexander Zverev Serving													AIZv	YeLu	
													2	0	
Game 3: Yen-Hsun Lu Serving													AIZv	YeLu	
													2	1	
Game 4: Alexander Zverev Serving													AIZv	YeLu	
													3	1	
Game 5: Yen-Hsun Lu Serving													AIZv	YeLu	☀
													4	1	
Game 6: Alexander Zverev Serving													AIZv	YeLu	
													5	1	
Game 7: Yen-Hsun Lu Serving													AIZv	YeLu	☀
													6	1	

2nd Set

Game 1: Alexander Zverev Serving													AIZv	YeLu	
													1	0	
Game 2: Yen-Hsun Lu Serving													AIZv	YeLu	
													1	1	
Game 3: Alexander Zverev Serving													AIZv	YeLu	
													2	1	



Scorecard

スコアカード / Feuille d'arbitrage

Game 4: Yen-Hsun Lu Serving														AiZv		YeLu	
														2	2		
53	54	55	56	57	58												
Game 5: Alexander Zverev Serving														AiZv		YeLu	
														3	2		
59	60	61	62														
Game 6: Yen-Hsun Lu Serving														AiZv		YeLu	
														4	2		
63	64	65	66	67	68	69	70										
Game 7: Alexander Zverev Serving														AiZv		YeLu	
														5	2		
71	72	73	74	75	76	77	78										
Game 8: Yen-Hsun Lu Serving														AiZv		YeLu	
														5	3		
79	80	81	82	83													
Game 9: Alexander Zverev Serving														AiZv		YeLu	
														6	3		
84	85	86	87	88													

Incidents Summary:

Code of Conduct Violation: 0
Time Violation: 0

W Winner	Double fault	Point to receiver - 2nd serve	Point to server - 2nd serve
Ace - 1st serve	Point to receiver - 1st serve	Point to server - 1st serve	Service Break



Match Statistics

試合統計 / Statistiques du match

W	GALAN Daniel Elahi	COL	7	6
	SAFWAT Mohamed (ITF)	EGY	5	1
Match duration: 1h27min			59min	28min

Court 10

Chair Umpire: RADWAN CHO Katarzyna (POL)

GALAN Daniel Elahi				SAFWAT Mohamed (ITF)			
1 st Set	2 nd Set	3 rd Set	Total	1 st Set	2 nd Set	3 rd Set	Total
3	4		7	5	1		6
1	0		1	5	3		8
2	0		2	2	1		3
28/46	11/20		39/66	24/42	9/20		33/62
(61%)	(55%)		(59%)	(57%)	(45%)		(53%)
3	4		7	5	1		6
20/28	10/11		30/39	19/24	5/9		24/33
(71%)	(91%)		(77%)	(79%)	(56%)		(73%)
17/18	9/9		26/27	13/18	8/11		21/29
(94%)	(100%)		(96%)	(72%)	(73%)		(72%)
0	0		0	0	0		0
11/18	6/9		17/27	6/18	5/11		11/29
(61%)	(67%)		(63%)	(33%)	(45%)		(38%)
48	26		74	40	14		54
17/42	10/20		27/62	15/46	4/20		19/66
(40%)	(50%)		(44%)	(33%)	(20%)		(29%)
1/3	2/3		3/6	0/1	0/0		0/1
(33%)	(67%)		(50%)	(0%)	(0%)		(0%)
5	1		6	9	3		12
1	2		3	0	0		0
12	4		16	14	7		21
12	5		17	23	12		35
6/6	0/0		6/6	3/5	2/6		5/11
(100%)	(0%)		(100%)	(60%)	(33%)		(45%)

	1 st Set							2 nd Set				
	*1	1*2	2*3	3*4	4*5	5*6	7	*1	2*3	4*5	5*6	7
GALAN Daniel Elahi												
SAFWAT Mohamed (ITF)	0*	1*	2*	3*	4*	5*	5*	0*	0*	0*	1*	1

Note:
Total winners is the sum of total aces, service winners, forehand winners and backhand winners.

Legend:
ITF ITF Place **W** Winner * Server



Scorecard

スコアカード / Feuille d'arbitrage

W	GALAN Daniel Elahi	COL	7	6
	SAFWAT Mohamed (ITF)	EGY	5	1
Match duration: 1h28min			60min	28min

Court	Court 10	Scoring Rule	Three tie-break sets
Chair Umpire	RADWAN CHO Katarzyna (POL)	Match Code	MS110
Started	12:38	Finished	14:06

1st Set

Game 1: Daniel Elahi Galan Serving														DaGa	MoSa
														1	0
1	2	3	4												
Game 2: Mohamed Safwat Serving														DaGa	MoSa
														1	1
5	6	7	8	9	10										
Game 3: Daniel Elahi Galan Serving														DaGa	MoSa
														2	1
11	12	13	14	15	16	17	18	19	20	21	22	23	24		
Game 4: Mohamed Safwat Serving														DaGa	MoSa
														2	2
25	26	27	28	29											
Game 5: Daniel Elahi Galan Serving														DaGa	MoSa
														3	2
30	31	32	33	34	35	36	37	38	39						
Game 6: Mohamed Safwat Serving														DaGa	MoSa
														3	3
40	41	42	43	44	45	46	47								
Game 7: Daniel Elahi Galan Serving														DaGa	MoSa
														4	3
48	49	50	51												
Game 8: Mohamed Safwat Serving														DaGa	MoSa
														4	4
52	53	54	55	56	57	58	59	60	61	62	63				
Game 9: Daniel Elahi Galan Serving														DaGa	MoSa
														5	4
64	65	66	67	68	69										
Game 10: Mohamed Safwat Serving														DaGa	MoSa
														5	5
70	71	72	73	74	75										
Game 11: Daniel Elahi Galan Serving														DaGa	MoSa
														6	5
76	77	78	79	80	81	82	83								



Match Statistics

試合統計 / Statistiques du match

W	BASILASHVILI Nikoloz	GEO	6	6
	CARBALLES BAENA Roberto	ESP	3	2
Match duration: 1h13min			35min	38min

Court 4

Chair Umpire: RAMOS Carlos (POR)

BASILASHVILI Nikoloz				CARBALLES BAENA Roberto				
1 st Set	2 nd Set	3 rd Set	Total		1 st Set	2 nd Set	3 rd Set	Total
3	1		4	Total aces	0	1		1
1	1		2	Double faults	4	0		4
0	0		0	Service winners	0	0		0
12/23	10/20		22/43	1st serve	16/27	23/31		39/58
(52%)	(50%)		(51%)		(59%)	(74%)		(67%)
3	1		4	Aces on 1st serve	0	1		1
10/12	9/10		19/22	Points won on 1st serve	10/16	12/23		22/39
(83%)	(90%)		(86%)		(63%)	(52%)		(56%)
10/11	9/10		19/21	2nd Serve	7/11	8/8		15/19
(91%)	(90%)		(90%)		(64%)	(100%)		(79%)
0	0		0	Aces on 2nd Serve	0	0		0
6/11	7/10		13/21	Points won on 2nd serve	4/11	3/8		7/19
(55%)	(70%)		(62%)		(36%)	(38%)		(37%)
29	32		61	Total points won	21	19		40
13/27	16/31		29/58	Receiving points won	7/23	4/20		11/43
(48%)	(52%)		(50%)		(30%)	(20%)		(26%)
2/7	2/5		4/12	Break point conversions	1/1	0/0		1/1
(29%)	(40%)		(33%)		(100%)	(0%)		(100%)
3	7		10	Forehand winners	0	2		2
0	10		10	Backhand winners	1	1		2
11	8		19	Forced errors	12	8		20
9	7		16	Unforced errors	11	6		17
2/3	3/4		5/7	Net points won	1/1	0/0		1/1
(67%)	(75%)		(71%)		(100%)	(0%)		(100%)

	1 st Set					2 nd Set				
BASILASHVILI Nikoloz	*1	1*2	3*4	5*5	5*6	1*2	2*3	3*4	5*6	
CARBALLES BAENA Roberto	0*1	1*1	1*1	2*3	3	*0	0*1	1*2	2*2	2

Note:
Total winners is the sum of total aces, service winners, forehand winners and backhand winners.

Legend:
W Winner * Server



Scorecard

スコアカード / Feuille d'arbitrage

W	BASILASHVILI Nikoloz	GEO	6	6
	CARBALLES BAENA Roberto	ESP	3	2
Match duration: 1h13min			35min	38min

Court	Court 4	Scoring Rule	Three tie-break sets
Chair Umpire	RAMOS Carlos (POR)	Match Code	MS111
Started	12:54	Finished	14:07

1st Set

Game	Serving	NiBa	RoCa
Game 1	Nikoloz Basilashvili	1	0
Game 2	Roberto Carballes Baena	1	1
Game 3	Nikoloz Basilashvili	2	1
Game 4	Roberto Carballes Baena	3	1
Game 5	Nikoloz Basilashvili	4	1
Game 6	Roberto Carballes Baena	5	1
Game 7	Nikoloz Basilashvili	5	2
Game 8	Roberto Carballes Baena	5	3
Game 9	Nikoloz Basilashvili	6	3

2nd Set

Game	Serving	NiBa	RoCa
Game 1	Roberto Carballes Baena	1	0



Scorecard

スコアカード / Feuille d'arbitrage

Game 2: Nikoloz Basilashvili Serving

														NiBa	RoCa	
															2	0
57	58	59	60	61	62											

Game 3: Roberto Carballes Baena Serving

														NiBa	RoCa	
															2	1
63	64	65	66	67	68	69	70									

Game 4: Nikoloz Basilashvili Serving

														NiBa	RoCa	
															3	1
71	72	73	74	75												

Game 5: Roberto Carballes Baena Serving

														NiBa	RoCa	
															3	2
76	77	78	79	80	81	82	83	84	85	86	87	88	89			

Game 6: Nikoloz Basilashvili Serving

														NiBa	RoCa	
															4	2
90	91	92	93													

Game 7: Roberto Carballes Baena Serving

														NiBa	RoCa	
															5	2
94	95	96	97	98												

Game 8: Nikoloz Basilashvili Serving

														NiBa	RoCa	
															6	2
99	100	101	102	103												

Incidents Summary:

Code of Conduct Violation: 0

Time Violation: 0

Legend:					
	Winner		Double fault		Point to receiver - 2nd serve
	Ace - 1st serve		Point to receiver - 1st serve		Point to server - 2nd serve
			Point to server - 1st serve		Service Break



Match Statistics

試合統計 / Statistiques du match

	DANIEL Taro	JPN	6	6 (6)	6 (3)
W	SONEGO Lorenzo (13)	ITA	4	7	7
Match duration: 3h08min			41min	74min	73min

Court 1

Chair Umpire: CAMPISTOL Jaume (ESP)

DANIEL Taro				SONEGO Lorenzo (13)				
1 st Set	2 nd Set	3 rd Set	Total	1 st Set	2 nd Set	3 rd Set	Total	
0	0	0	0	Total aces	6	8	2	16
2	0	0	2	Double faults	0	0	1	1
0	0	0	0	Service winners	0	0	0	0
20/30	29/41	23/40	72/111	1st serve	22/27	31/43	23/34	76/104
(67%)	(71%)	(57%)	(65%)		(81%)	(72%)	(68%)	(73%)
0	0	0	0	Aces on 1st serve	6	8	2	16
16/20	21/29	14/23	51/72	Points won on 1st serve	13/22	22/31	20/23	55/76
(80%)	(72%)	(61%)	(71%)		(59%)	(71%)	(87%)	(72%)
8/10	12/12	17/17	37/39	2nd Serve	5/5	12/12	10/11	27/28
(80%)	(100%)	(100%)	(95%)		(100%)	(100%)	(91%)	(96%)
0	0	0	0	Aces on 2nd Serve	0	0	0	0
5/10	6/12	12/17	23/39	Points won on 2nd serve	4/5	9/12	6/11	19/28
(50%)	(50%)	(71%)	(59%)		(80%)	(75%)	(55%)	(68%)
31	39	34	104	Total points won	26	45	40	111
10/27	12/43	8/34	30/104	Receiving points won	9/30	14/41	14/40	37/111
(37%)	(28%)	(24%)	(29%)		(30%)	(34%)	(35%)	(33%)
1/1	1/3	1/3	3/7	Break point conversions	0/1	1/1	1/3	2/5
(100%)	(33%)	(33%)	(43%)		(0%)	(100%)	(33%)	(40%)
4	6	4	14	Forehand winners	4	10	13	27
2	5	3	10	Backhand winners	2	2	2	6
6	18	12	36	Forced errors	13	19	12	44
8	7	9	24	Unforced errors	11	9	15	35
3/7	8/12	0/1	11/20	Net points won	3/4	5/11	6/9	14/24
(43%)	(67%)	(0%)	(55%)		(75%)	(45%)	(67%)	(58%)

	1 st Set					2 nd Set							3 rd Set																									
DANIEL Taro	0	*1	1	*2	3	*4	4	*5	5	*6	0	*1	1	*2	3	*4	4	*5	5	*6	6	(6)	0	*0	0	*1	2	*3	3	*4	4	*5	5	*6	6	6	(3)	
SONEGO Lorenzo (13)	*1	1	*2	2	*2	2	*3	3	*4	4	*1	1	*2	2	*2	2	*3	3	*4	4	*5	5	*6	6	7	1	*2	2	*2	2	*3	3	*4	4	*5	5	*6	7

Note:
Total winners is the sum of total aces, service winners, forehand winners and backhand winners.

Legend:
W Winner * Server



Scorecard

スコアカード / Feuille d'arbitrage

	DANIEL Taro	JPN	6	6 (6)	6 (3)
W	SONEGO Lorenzo (13)	ITA	4	7	7
Match duration: 3h08min			41min	74min	73min

Court	Court 1	Scoring Rule	Three tie-break sets
Chair Umpire	CAMPISTOL Jaume (ESP)	Match Code	MS112
Started	13:29	Finished	16:37

1st Set





















































































Game	Serving	TaDa	LoSo
Game 1: Lorenzo Sonego Serving		0	1
Game 2: Taro Daniel Serving		1	1
Game 3: Lorenzo Sonego Serving		1	2
Game 4: Taro Daniel Serving		2	2
Game 5: Lorenzo Sonego Serving		3	2
Game 6: Taro Daniel Serving		4	2
Game 7: Lorenzo Sonego Serving		4	3
Game 8: Taro Daniel Serving		5	3
Game 9: Lorenzo Sonego Serving		5	4
Game 10: Taro Daniel Serving		6	4

2nd Set



Scorecard

スコアカード / Feuille d'arbitrage

Game 1: Lorenzo Sonego Serving														TaDa	LoSo	
					[]	[]	[]	[]	[]	[]	[]	[]	[]	[]	0	1
58	59	60	61	62												
Game 2: Taro Daniel Serving														TaDa	LoSo	
					[]	[]	[]	[]	[]	[]	[]	[]	[]	[]	1	1
63	64	65	66	67												
Game 3: Lorenzo Sonego Serving														TaDa	LoSo	
				[]	[]	[]	[]	[]	[]	[]	[]	[]	[]	[]	1	2
68	69	70	71													
Game 4: Taro Daniel Serving														TaDa	LoSo	
						[]	[]	[]	[]	[]	[]	[]	[]	[]	2	2
72	73	74	75	76	77											
Game 5: Lorenzo Sonego Serving														TaDa	LoSo	
											[]	[]	[]	[]	3	2
78	79	80	81	82	83	84	85	86	87	88	89					
Game 6: Taro Daniel Serving														TaDa	LoSo	
											[]	[]	[]	[]	4	2
90	91	92	93	94	95	96	97	98	99							
Game 7: Lorenzo Sonego Serving														TaDa	LoSo	
				[]	[]	[]	[]	[]	[]	[]	[]	[]	[]	[]	4	3
100	101	102	103													
Game 8: Taro Daniel Serving														TaDa	LoSo	
					[]	[]	[]	[]	[]	[]	[]	[]	[]	[]	5	3
104	105	106	107	108												
Game 9: Lorenzo Sonego Serving														TaDa	LoSo	
					[]	[]	[]	[]	[]	[]	[]	[]	[]	[]	5	4
109	110	111	112	113												
Game 10: Taro Daniel Serving														TaDa	LoSo	
				[]	[]	[]	[]	[]	[]	[]	[]	[]	[]	[]	5	5
114	115	116	117													
Game 11: Lorenzo Sonego Serving														TaDa	LoSo	
						[]	[]	[]	[]	[]	[]	[]	[]	[]	5	6
118	119	120	121	122	123											
Game 12: Taro Daniel Serving														TaDa	LoSo	
				[]	[]	[]	[]	[]	[]	[]	[]	[]	[]	[]	6	6
124	125	126	127													
TB - Taro Daniel														TaDa	LoSo	
[]			[]	[]			[]			[]		[]	[]	[]	6	7
	129	130			133	134		137	138		141					
TB - Lorenzo Sonego														TaDa	LoSo	
	[]	[]			[]	[]			[]			[]	[]	[]	(6)	(8)
128			131	132			135	136		139	140					

3rd Set



Scorecard

スコアカード / Feuille d'arbitrage

Game	Serving	Score	TaDa	LoSo
Game 1:	Taro Daniel	142 143 144 145 146 147	0	1
Game 2:	Lorenzo Sonego	148 149 150 151	0	2
Game 3:	Taro Daniel	152 153 154 155	1	2
Game 4:	Lorenzo Sonego	156 157 158 159 160 161	2	2
Game 5:	Taro Daniel	162 163 164 165 166	3	2
Game 6:	Lorenzo Sonego	167 168 169 170 171	3	3
Game 7:	Taro Daniel	172 173 174 175 176 177 178 179 180 181	4	3
Game 8:	Lorenzo Sonego	182 183 184 185	4	4
Game 9:	Taro Daniel	186 187 188 189 190 191	5	4
Game 10:	Lorenzo Sonego	192 193 194 195 196 197	5	5
Game 11:	Taro Daniel	198 199 200 201	6	5
Game 12:	Lorenzo Sonego	202 203 204 205	6	6
TB - Taro Daniel		206 209 210 213 214	6	7
TB - Lorenzo Sonego		207 208 211 212 215	(3)	(7)



Ariake Tennis Park

有明テニスの森
Parc de Tennis d'Ariake

SAT 24 JUL 2021

Tennis

テニス / Tennis

Men's Singles

男子シングルス / Simple hommes

First Round

1回戦 / 1er tour



Scorecard

スコアカード / Feuille d'arbitrage

Incidents Summary:

Code of Conduct Violation: 0
Time Violation: 0

Legend:							
TB	Tie-break	W	Winner		Double fault		Point to receiver - 2nd serve
	Point to server - 2nd serve		Ace - 1st serve		Point to receiver - 1st serve		Point to server - 1st serve
	Service Break						





Match Statistics

試合統計 / Statistiques du match

W	KARATSEV Aslan (11)	ROC	6	6
	PAUL Tommy	USA	3	2
Match duration: 1h15min			35min	40min

Court 2

Chair Umpire: AZEMAR ENGZELL Louise (SWE)

KARATSEV Aslan (11)				PAUL Tommy				
1 st Set	2 nd Set	3 rd Set	Total		1 st Set	2 nd Set	3 rd Set	Total
0	2		2	Total aces	0	0		0
1	2		3	Double faults	1	0		1
0	2		2	Service winners	0	1		1
14/27	17/25		31/52	1st serve	13/22	16/29		29/51
(52%)	(68%)		(60%)		(59%)	(55%)		(57%)
0	2		2	Aces on 1st serve	0	0		0
11/14	16/17		27/31	Points won on 1st serve	10/13	10/16		20/29
(79%)	(94%)		(87%)		(77%)	(63%)		(69%)
12/13	6/8		18/21	2nd Serve	8/9	13/13		21/22
(92%)	(75%)		(86%)		(89%)	(100%)		(95%)
0	0		0	Aces on 2nd Serve	0	0		0
9/13	3/8		12/21	Points won on 2nd serve	4/9	4/13		8/22
(69%)	(38%)		(57%)		(44%)	(31%)		(36%)
28	34		62	Total points won	21	20		41
8/22	15/29		23/51	Receiving points won	7/27	6/25		13/52
(36%)	(52%)		(45%)		(26%)	(24%)		(25%)
1/1	2/3		3/4	Break point conversions	0/0	0/0		0/0
(100%)	(67%)		(75%)		(0%)	(0%)		(0%)
5	9		14	Forehand winners	2	0		2
2	6		8	Backhand winners	2	0		2
7	7		14	Forced errors	12	3		15
10	12		22	Unforced errors	9	12		21
4/5	10/11		14/16	Net points won	1/1	0/1		1/2
(80%)	(91%)		(88%)		(100%)	(0%)		(50%)

	1 st Set					2 nd Set				
KARATSEV Aslan (11)	*1	1*2	2*3	4*5	5*6	1*2	2*3	4*5	5*6	
PAUL Tommy	0*	1*2	2*2	2*3	3	*0	0*1	1*1	1*2	2

Note:
Total winners is the sum of total aces, service winners, forehand winners and backhand winners.

Legend:
W Winner * Server



Scorecard

スコアカード / Feuille d'arbitrage

W	KARATSEV Aslan (11)	ROC	6	6
	PAUL Tommy	USA	3	2
Match duration: 1h15min			35min	40min

Court	Court 2	Scoring Rule	Three tie-break sets
Chair Umpire	AZEMAR ENGZELL Louise (SWE)	Match Code	MS113
Started	14:02	Finished	15:17

1st Set

Game 1: Aslan Karatsev Serving														AsKa	ToPa	
															1	0
1	2	3	4	5												
Game 2: Tommy Paul Serving														AsKa	ToPa	
															1	1
6	7	8	9	10	11											
Game 3: Aslan Karatsev Serving														AsKa	ToPa	
															2	1
12	13	14	15	16	17											
Game 4: Tommy Paul Serving														AsKa	ToPa	
															2	2
18	19	20	21	22	23											
Game 5: Aslan Karatsev Serving														AsKa	ToPa	
															3	2
24	25	26	27	28	29											
Game 6: Tommy Paul Serving														AsKa	ToPa	
															4	2
30	31	32	33	34	35											
Game 7: Aslan Karatsev Serving														AsKa	ToPa	
															5	2
36	37	38	39													
Game 8: Tommy Paul Serving														AsKa	ToPa	
															5	3
40	41	42	43													
Game 9: Aslan Karatsev Serving														AsKa	ToPa	
															6	3
44	45	46	47	48	49											

2nd Set

















Game 1: Tommy Paul Serving														AsKa	ToPa	
															1	0
50	51	52	53	54	55	56	57	58	59	60	61					


























Scorecard

スコアカード / Feuille d'arbitrage
























Game 2: Aslan Karatsev Serving

																							AsKa	ToPa		
62	63	64	65																						2	0
























Game 3: Tommy Paul Serving

																							AsKa	ToPa		
66	67	68	69	70	71																				2	1
























Game 4: Aslan Karatsev Serving

																							AsKa	ToPa		
72	73	74	75																						3	1
























Game 5: Tommy Paul Serving

																							AsKa	ToPa		
76	77	78	79	80																					4	1
























Game 6: Aslan Karatsev Serving

																							AsKa	ToPa		
81	82	83	84	85																					5	1

Game 7: Tommy Paul Serving









																							AsKa	ToPa		
86	87	88	89	90	91																				5	2

Game 8: Aslan Karatsev Serving

																							AsKa	ToPa		
92	93	94	95	96	97	98	99	100	101	102	103														6	2

Incidents Summary:

Code of Conduct Violation: 0
Time Violation: 0

Legend:	 Winner	 Double fault	 Point to receiver - 2nd serve	 Point to server - 2nd serve
	 Ace - 1st serve	 Point to receiver - 1st serve	 Point to server - 1st serve	 Service Break


Match Statistics

試合統計 / Statistiques du match

W	CHARDY Jeremy	FRA	6	7
	BARRIOS Tomas (ITF)	CHI	1	6 (4)
Match duration: 1h30min			28min	62min

Court 8

Chair Umpire: BLEY Miriam (GER)

CHARDY Jeremy				BARRIOS Tomas (ITF)			
1 st Set	2 nd Set	3 rd Set	Total	1 st Set	2 nd Set	3 rd Set	Total
8	7		15	Total aces	1	2	3
1	5		6	Double faults	1	2	3
2	3		5	Service winners	0	2	2
20/29	24/41		44/70	1st serve	10/18	20/39	30/57
(69%)	(59%)		(63%)		(56%)	(51%)	(53%)
7	7		14	Aces on 1st serve	1	1	2
16/20	20/24		36/44	Points won on 1st serve	5/10	14/20	19/30
(80%)	(83%)		(82%)		(50%)	(70%)	(63%)
8/9	12/17		20/26	2nd Serve	7/8	17/19	24/27
(89%)	(71%)		(77%)		(88%)	(89%)	(89%)
1	0		1	Aces on 2nd Serve	0	1	1
4/9	11/17		15/26	Points won on 2nd serve	3/8	14/19	17/27
(44%)	(65%)		(58%)		(38%)	(74%)	(63%)
30	42		72	Total points won	17	38	55
10/18	11/39		21/57	Receiving points won	9/29	10/41	19/70
(56%)	(28%)		(37%)		(31%)	(24%)	(27%)
2/4	0/0		2/4	Break point conversions	0/1	0/1	0/2
(50%)	(0%)		(50%)		(0%)	(0%)	(0%)
8	8		16	Forehand winners	2	7	9
0	4		4	Backhand winners	2	1	3
1	7		8	Forced errors	4	8	12
11	19		30	Unforced errors	8	12	20
0/0	3/4		3/4	Net points won	0/3	2/4	2/7
(0%)	(75%)		(75%)		(0%)	(50%)	(29%)

	1 st Set					2 nd Set														
CHARDY Jeremy	*1	2*	3	3*	4	5*	6	0*	1	1*	2	2*	3	3*	4	4*	5	5*	6	7
BARRIOS Tomas (ITF)	0*	0*	1	1*	1	*1	1*	2	2*	3	3*	4	4*	5	5*	6	6	6	6(4)	

Note:
Total winners is the sum of total aces, service winners, forehand winners and backhand winners.

Legend:
ITF ITF Place **W** Winner * Server



Scorecard

スコアカード / Feuille d'arbitrage

W	CHARDY Jeremy	FRA	6	7
	BARRIOS Tomas (ITF)	CHI	1	6 (4)
Match duration: 1h30min			28min	62min

Court	Court 8	Scoring Rule	Three tie-break sets
Chair Umpire	BLEY Miriam (GER)	Match Code	MS114
Started	13:05	Finished	14:36

1st Set

Game	Serving	JeCh	ToBa
Game 1	Jeremy Chardy	1	0
Game 2	Tomas Barrios	2	0
Game 3	Jeremy Chardy	3	0
Game 4	Tomas Barrios	3	1
Game 5	Jeremy Chardy	4	1
Game 6	Tomas Barrios	5	1
Game 7	Jeremy Chardy	6	1

2nd Set

Game	Serving	JeCh	ToBa
Game 1	Tomas Barrios	0	1
Game 2	Jeremy Chardy	1	1
Game 3	Tomas Barrios	1	2



Scorecard

スコアカード / Feuille d'arbitrage

Game 4: Jeremy Chardy Serving

																					JeCh	ToBa	
																						2	2

Game 5: Tomas Barrios Serving

																					JeCh	ToBa	
																						2	3

Game 6: Jeremy Chardy Serving

																					JeCh	ToBa	
																						3	3

Game 7: Tomas Barrios Serving

																						JeCh	ToBa
																						3	4

Game 8: Jeremy Chardy Serving

																					JeCh	ToBa	
																						4	4

Game 9: Tomas Barrios Serving

																					JeCh	ToBa	
																						4	5

Game 10: Jeremy Chardy Serving

																					JeCh	ToBa	
																						5	5

Game 11: Tomas Barrios Serving

																					JeCh	ToBa	
																						5	6

Game 12: Jeremy Chardy Serving

																					JeCh	ToBa	
																						6	6

TB - Jeremy Chardy

																					JeCh	ToBa	
																						7	6

TB - Tomas Barrios

																					JeCh	ToBa	
																						(7)	(4)

Incidents Summary:

Code of Conduct Violation: 0
Time Violation: 0



Ariake Tennis Park

有明テニスの森
Parc de Tennis d'Ariake

SAT 24 JUL 2021

Tennis

テニス / Tennis

Men's Singles

男子シングルス / Simple hommes

First Round

1回戦 / 1er tour



Scorecard

スコアカード / Feuille d'arbitrage

Legend:							
ITF	ITF Place	TB	Tie-break	W	Winner		Ace - 2nd serve
	Double fault		Point to receiver - 2nd serve		Point to server - 2nd serve		Ace - 1st serve
	Point to receiver - 1st serve		Point to server - 1st serve		Service Break		





Match Statistics

試合統計 / Statistiques du match

	CERUNDOLO Francisco	ARG	5	7	2
W	BROADY Liam (ITF)	GBR	7	6 (4)	6
Match duration: 3h09min			56min	72min	61min

Court 8

Chair Umpire: EL JENNATI Mohamed (MAR)

CERUNDOLO Francisco				BROADY Liam (ITF)			
1 st Set	2 nd Set	3 rd Set	Total	1 st Set	2 nd Set	3 rd Set	Total
1	3	2	6	Total aces	2	1	4
1	2	0	3	Double faults	0	1	2
0	0	0	0	Service winners	0	0	0
22/40	29/44	20/30	71/114	1st serve	20/31	35/44	70/103
(55%)	(66%)	(67%)	(62%)		(65%)	(80%)	(68%)
1	3	2	6	Aces on 1st serve	2	1	3
16/22	22/29	9/20	47/71	Points won on 1st serve	17/20	25/35	53/70
(73%)	(76%)	(45%)	(66%)		(85%)	(71%)	(76%)
17/18	13/15	10/10	40/43	2nd Serve	11/11	8/9	31/33
(94%)	(87%)	(100%)	(93%)		(100%)	(89%)	(94%)
0	0	0	0	Aces on 2nd Serve	0	0	1
9/18	8/15	7/10	24/43	Points won on 2nd serve	8/11	5/9	22/33
(50%)	(53%)	(70%)	(56%)		(73%)	(56%)	(67%)
31	44	24	99	Total points won	40	44	118
6/31	14/44	8/28	28/103	Receiving points won	15/40	14/44	43/114
(19%)	(32%)	(29%)	(27%)		(38%)	(32%)	(38%)
0/1	0/0	0/2	0/3	Break point conversions	1/5	0/4	3/13
(0%)	(0%)	(0%)	(0%)		(20%)	(0%)	(23%)
11	15	7	33	Forehand winners	5	4	16
3	5	2	10	Backhand winners	0	2	3
10	15	12	37	Forced errors	6	9	23
23	21	13	57	Unforced errors	10	9	24
6/6	9/12	4/6	19/24	Net points won	1/2	3/4	12/14
(100%)	(75%)	(67%)	(79%)		(50%)	(75%)	(86%)

	1 st Set					2 nd Set							3 rd Set											
CERUNDOLO Francisco	0	*1	1	*2	2	*3	3	*4	4	*5	5	*5	5	*6	6	7	*1	1	*1	1	*1	1	*2	2
BROADY Liam (ITF)	*1	1	*2	2	*3	3	*4	4	*5	5	*6	6	6	6	6	7	0	*1	2	*3	4	*5	5	*6

Note:
Total winners is the sum of total aces, service winners, forehand winners and backhand winners.

Legend:
ITF ITF Place **W** Winner * Server



Scorecard

スコアカード / Feuille d'arbitrage

	CERUNDOLO Francisco	ARG	5	7	2
W	BROADY Liam (ITF)	GBR	7	6 (4)	6
Match duration: 3h03min			56min	71min	56min

Court	Court 8	Scoring Rule	Three tie-break sets
Chair Umpire	EL JENNATI Mohamed (MAR)	Match Code	MS115
Started	11:12	Finished	14:22

1st Set

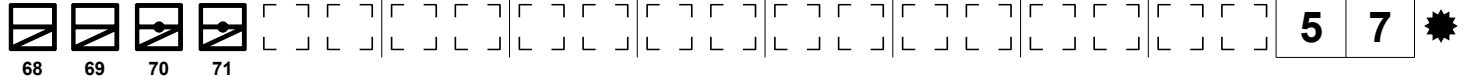
Game 1: Liam Broady Serving														FrCe	LiBr	
															0	1
1	2	3	4	5	6											
Game 2: Francisco Cerundolo Serving														FrCe	LiBr	
															1	1
7	8	9	10	11	12	13	14	15	16	17	18	19	20	21	22	
Game 3: Liam Broady Serving														FrCe	LiBr	
															1	2
23	24	25	26	27	28	29	30									
Game 4: Francisco Cerundolo Serving														FrCe	LiBr	
															2	2
31	32	33	34													
Game 5: Liam Broady Serving														FrCe	LiBr	
															2	3
35	36	37	38													
Game 6: Francisco Cerundolo Serving														FrCe	LiBr	
															3	3
39	40	41	42	43												
Game 7: Liam Broady Serving														FrCe	LiBr	
															3	4
44	45	46	47													
Game 8: Francisco Cerundolo Serving														FrCe	LiBr	
															4	4
48	49	50	51	52	53											
Game 9: Liam Broady Serving														FrCe	LiBr	
															4	5
54	55	56	57	58												
Game 10: Francisco Cerundolo Serving														FrCe	LiBr	
															5	5
59	60	61	62	63												
Game 11: Liam Broady Serving														FrCe	LiBr	
															5	6
64	65	66	67													



Scorecard

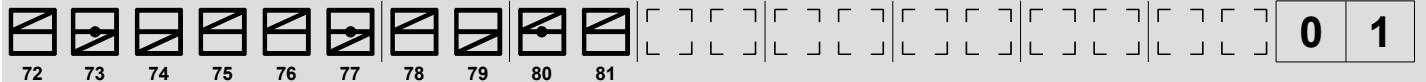
スコアカード / Feuille d'arbitrage

Game 12: Francisco Cerundolo Serving

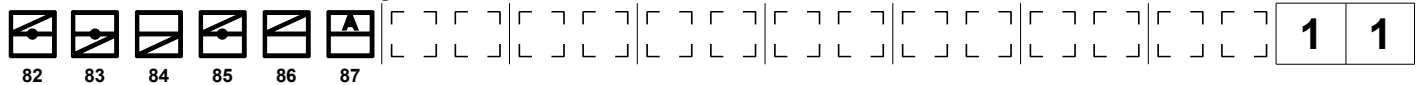


2nd Set


Game 1: Liam Broady Serving



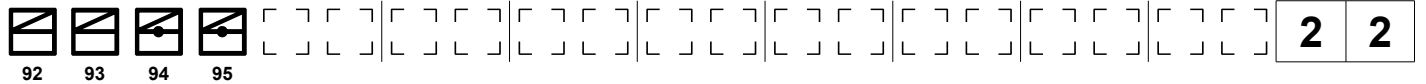
Game 2: Francisco Cerundolo Serving




Game 3: Liam Broady Serving




Game 4: Francisco Cerundolo Serving




Game 5: Liam Broady Serving




Game 6: Francisco Cerundolo Serving




Game 7: Liam Broady Serving



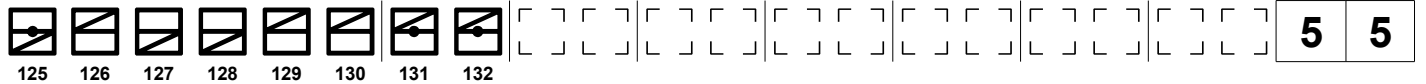
Game 8: Francisco Cerundolo Serving




Game 9: Liam Broady Serving




Game 10: Francisco Cerundolo Serving



Game 11: Liam Broady Serving



Game 12: Francisco Cerundolo Serving



TB - Francisco Cerundolo

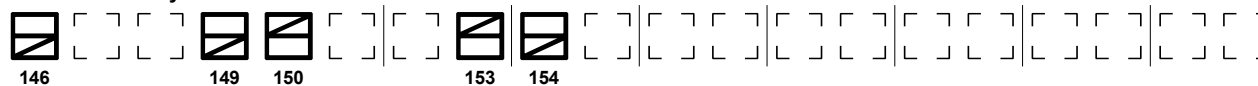




Scorecard

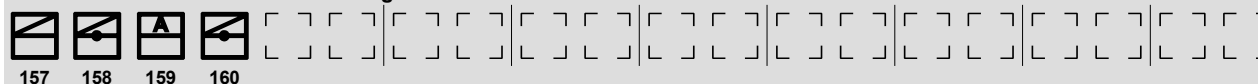
スコアカード / Feuille d'arbitrage

TB - Liam Broady

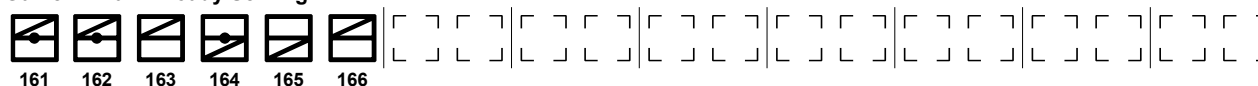
	FrCe	LiBr
	(7)	(4)
146 149 150 153 154		

3rd Set

Game 1: Francisco Cerundolo Serving

	FrCe	LiBr
	1	0
157 158 159 160		

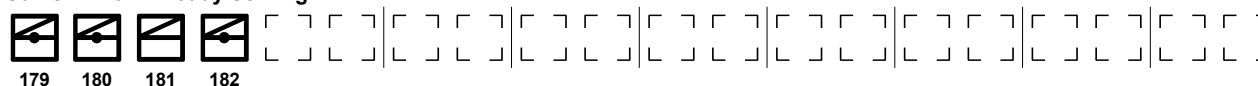
Game 2: Liam Broady Serving

	FrCe	LiBr
	1	1
161 162 163 164 165 166		

Game 3: Francisco Cerundolo Serving

	FrCe	LiBr
	1	2
167 168 169 170 171 172 173 174 175 176 177 178		

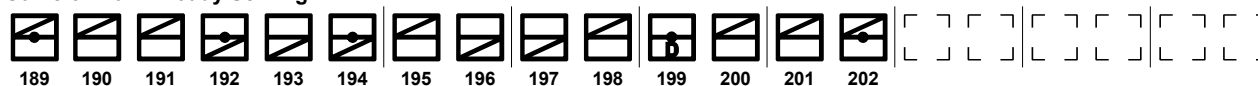
Game 4: Liam Broady Serving

	FrCe	LiBr
	1	3
179 180 181 182		


Game 5: Francisco Cerundolo Serving

	FrCe	LiBr
	1	4
183 184 185 186 187 188		

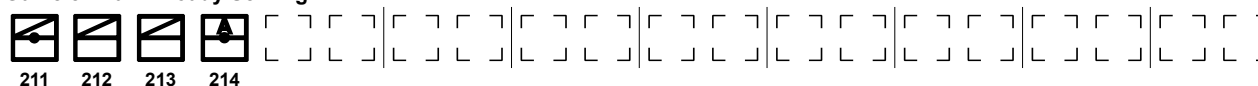
Game 6: Liam Broady Serving

	FrCe	LiBr
	1	5
189 190 191 192 193 194 195 196 197 198 199 200 201 202		

Game 7: Francisco Cerundolo Serving

	FrCe	LiBr
	2	5
203 204 205 206 207 208 209 210		

Game 8: Liam Broady Serving

	FrCe	LiBr
	2	6
211 212 213 214		

Incidents Summary:

Code of Conduct Violation: 1

Code Violation (Ball Abuse) on CERUNDOLO, Francisco (ARG) in Set 3, Game 7, Point 1 at 14:13 on 25 July 2021

Time Violation: 0



Ariake Tennis Park

有明テニスの森
Parc de Tennis d'Ariake

SUN 25 JUL 2021

Tennis

テニス / Tennis

Men's Singles

男子シングルス / Simple hommes

First Round

1回戦 / 1er tour



Scorecard

スコアカード / Feuille d'arbitrage

Legend:							
ITF	ITF Place	TB	Tie-break	W	Winner		Ace - 2nd serve
	Double fault		Point to receiver - 2nd serve		Point to server - 2nd serve		Ace - 1st serve
	Point to receiver - 1st serve		Point to server - 1st serve		Service Break		





Match Statistics

試合統計 / Statistiques du match

	SAVILLE Luke (ALT)	AUS	2	4
W	HURKACZ Hubert (7)	POL	6	6
Match duration: 1h03min			29min	34min

Court 2

Chair Umpire: JOSEPH Emmanuel (FRA)

SAVILLE Luke (ALT)				HURKACZ Hubert (7)				
1 st Set	2 nd Set	3 rd Set	Total		1 st Set	2 nd Set	3 rd Set	Total
1	4		5	Total aces	2	5		7
3	0		3	Double faults	1	1		2
2	1		3	Service winners	2	0		2
15/24	22/30		37/54	1st serve	12/21	15/22		27/43
(63%)	(73%)		(69%)		(57%)	(68%)		(63%)
1	4		5	Aces on 1st serve	2	5		7
10/15	12/22		22/37	Points won on 1st serve	10/12	14/15		24/27
(67%)	(55%)		(59%)		(83%)	(93%)		(89%)
6/9	8/8		14/17	2nd Serve	8/9	6/7		14/16
(67%)	(100%)		(82%)		(89%)	(86%)		(88%)
0	0		0	Aces on 2nd Serve	0	0		0
3/9	7/8		10/17	Points won on 2nd serve	6/9	6/7		12/16
(33%)	(88%)		(59%)		(67%)	(86%)		(75%)
18	21		39	Total points won	27	31		58
5/21	2/22		7/43	Receiving points won	11/24	11/30		22/54
(24%)	(9%)		(16%)		(46%)	(37%)		(41%)
0/0	0/0		0/0	Break point conversions	2/4	1/1		3/5
(0%)	(0%)		(0%)		(50%)	(100%)		(60%)
4	4		8	Forehand winners	2	5		7
2	1		3	Backhand winners	3	2		5
7	6		13	Forced errors	5	3		8
11	11		22	Unforced errors	4	7		11
1/4	4/9		5/13	Net points won	2/3	3/4		5/7
(25%)	(44%)		(38%)		(67%)	(75%)		(71%)

	1 st Set					2 nd Set					
SAVILLE Luke (ALT)	*1	1*2	2*2	2*2	2	*1	1*2	2*3	3*3	3*4	4
HURKACZ Hubert (7)	0	*1	1*2	3*4	5*6	0	*1	1*2	2*3	4*5	5*6

Note:

Total winners is the sum of total aces, service winners, forehand winners and backhand winners.

Legend:

ALT Alternate

W

Winner

*

Server



Ariake Tennis Park

有明テニスの森
Parc de Tennis d'Ariake

SUN 25 JUL 2021

Tennis

テニス / Tennis

Men's Singles

男子シングルス / Simple hommes

First Round

1 回戦 / 1er tour



Scorecard

スコアカード / Feuille d'arbitrage

	SAVILLE Luke (ALT)	AUS	2	4
W	HURKACZ Hubert (7)	POL	6	6
Match duration: 1h02min			29min	33min

Court	Court 2	Scoring Rule	Three tie-break sets
Chair Umpire	JOSEPH Emmanuel (FRA)	Match Code	MS116
Started	12:30	Finished	13:33

1st Set

Game 1: Luke Saville Serving													LuSa	HuHu
													1	0
Game 2: Hubert Hurkacz Serving													LuSa	HuHu
													1	1
Game 3: Luke Saville Serving													LuSa	HuHu
													2	1
Game 4: Hubert Hurkacz Serving													LuSa	HuHu
													2	2
Game 5: Luke Saville Serving													LuSa	HuHu
													2	3
Game 6: Hubert Hurkacz Serving													LuSa	HuHu
													2	4
Game 7: Luke Saville Serving													LuSa	HuHu
													2	5
Game 8: Hubert Hurkacz Serving													LuSa	HuHu
													2	6

2nd Set

Game 1: Luke Saville Serving													LuSa	HuHu
													1	0
Game 2: Hubert Hurkacz Serving													LuSa	HuHu
													1	1





Ariake Tennis Park

有明テニスの森
Parc de Tennis d'Ariake

SUN 25 JUL 2021

Tennis

テニス / Tennis

Men's Singles

男子シングルス / Simple hommes

First Round

1回戦 / 1er tour



Scorecard

スコアカード / Feuille d'arbitrage

Game	Server	LuSa	HuHu
Game 3	Luke Saville	2	1
Game 4	Hubert Hurkacz	2	2
Game 5	Luke Saville	3	2
Game 6	Hubert Hurkacz	3	3
Game 7	Luke Saville	3	4
Game 8	Hubert Hurkacz	3	5
Game 9	Luke Saville	4	5
Game 10	Hubert Hurkacz	4	6

Incidents Summary:
 Code of Conduct Violation: 0
 Time Violation: 0

Legend:			
	Alternate		Winner
	Point to server - 2nd serve		Ace - 1st serve
	Service Break		Double fault
			Point to receiver - 1st serve
			Point to receiver - 2nd serve
			Point to server - 1st serve




Match Statistics

試合統計 / Statistiques du match

W	SCHWARTZMAN Diego (8)	ARG	7	6
	VARILLAS Juan Pablo (ITF)	PER	5	4
Match duration: 2h01min			67min	54min

Court 2

Chair Umpire: RADWAN CHO Katarzyna (POL)

SCHWARTZMAN Diego (8)				VARILLAS Juan Pablo (ITF)				
1 st Set	2 nd Set	3 rd Set	Total		1 st Set	2 nd Set	3 rd Set	Total
2	2		4	Total aces	5	1		6
1	2		3	Double faults	1	0		1
1	0		1	Service winners	0	0		0
16/34	20/31		36/65	1st serve	29/51	15/31		44/82
(47%)	(65%)		(55%)		(57%)	(48%)		(54%)
2	2		4	Aces on 1st serve	5	1		6
11/16	17/20		28/36	Points won on 1st serve	20/29	10/15		30/44
(69%)	(85%)		(78%)		(69%)	(67%)		(68%)
17/18	9/11		26/29	2nd Serve	21/22	16/16		37/38
(94%)	(82%)		(90%)		(95%)	(100%)		(97%)
0	0		0	Aces on 2nd Serve	0	0		0
14/18	6/11		20/29	Points won on 2nd serve	10/22	10/16		20/38
(78%)	(55%)		(69%)		(45%)	(63%)		(53%)
46	34		80	Total points won	39	28		67
21/51	11/31		32/82	Receiving points won	9/34	8/31		17/65
(41%)	(35%)		(39%)		(26%)	(26%)		(26%)
1/7	1/4		2/11	Break point conversions	0/2	0/2		0/4
(14%)	(25%)		(18%)		(0%)	(0%)		(0%)
7	7		14	Forehand winners	1	4		5
7	2		9	Backhand winners	0	1		1
12	9		21	Forced errors	9	5		14
21	13		34	Unforced errors	20	18		38
5/5	3/4		8/9	Net points won	3/8	5/9		8/17
(100%)	(75%)		(89%)		(38%)	(56%)		(47%)

	1 st Set							2 nd Set							
	0	*1	1	*2	2	*3	3	*4	4	*5	5	*6	6	*7	7
SCHWARTZMAN Diego (8)															
VARILLAS Juan Pablo (ITF)	*	1													

Note:
Total winners is the sum of total aces, service winners, forehand winners and backhand winners.

Legend:
ITF ITF Place **W** Winner * Server



Scorecard

スコアカード / Feuille d'arbitrage

W	SCHWARTZMAN Diego (8)	ARG	7	6
	VARILLAS Juan Pablo (ITF)	PER	5	4
Match duration: 2h01min			67min	54min

Court	Court 2	Scoring Rule	Three tie-break sets
Chair Umpire	RADWAN CHO Katarzyna (POL)	Match Code	MS117
Started	16:16	Finished	18:18

1st Set

Game 1: Juan Pablo Varillas Serving													DiSc	JuVa		
													0	1		
1	2	3	4	5												
Game 2: Diego Schwartzman Serving													DiSc	JuVa		
													1	1		
6	7	8	9	10	11	12	13									
Game 3: Juan Pablo Varillas Serving													DiSc	JuVa		
													1	2		
14	15	16	17	18	19											
Game 4: Diego Schwartzman Serving													DiSc	JuVa		
													2	2		
20	21	22	23													
Game 5: Juan Pablo Varillas Serving													DiSc	JuVa		
													2	3		
24	25	26	27	28	29											
Game 6: Diego Schwartzman Serving													DiSc	JuVa		
													3	3		
30	31	32	33	34												
Game 7: Juan Pablo Varillas Serving													DiSc	JuVa		
															3	4
35	36	37	38	39	40	41	42	43	44	45	46	47	48	49	50	
Game 8: Diego Schwartzman Serving													DiSc	JuVa		
													4	4		
51	52	53	54	55	56											
Game 9: Juan Pablo Varillas Serving													DiSc	JuVa		
													4	5		
57	58	59	60	61	62											
Game 10: Diego Schwartzman Serving													DiSc	JuVa		
													5	5		
63	64	65	66	67	68											
Game 11: Juan Pablo Varillas Serving													DiSc	JuVa		
													6	5		
69	70	71	72	73	74	75	76	77	78	79	80					



Ariake Tennis Park

有明テニスの森
Parc de Tennis d'Ariake

SUN 25 JUL 2021

Tennis

テニス / Tennis

Men's Singles

男子シングルス / Simple hommes

First Round

1回戦 / 1er tour



Scorecard

スコアカード / Feuille d'arbitrage

Legend:							
ITF	ITF Place	W	Winner		Double fault		Point to receiver - 2nd serve
	Point to server - 2nd serve		Ace - 1st serve		Point to receiver - 1st serve		Point to server - 1st serve
	Service Break						





Match Statistics

試合統計 / Statistiques du match

W	MACHAC Tomas (ITF)	CZE	6 (5)	6	6
	SOUSA Joao	POR	7	4	4
Match duration: 2h30min			61min	44min	45min

Court 4

Chair Umpire: HUGHES Alison (GBR)

MACHAC Tomas (ITF)				SOUSA Joao				
1 st Set	2 nd Set	3 rd Set	Total		1 st Set	2 nd Set	3 rd Set	Total
3	4	5	12	Total aces	1	3	3	7
1	1	0	2	Double faults	2	0	0	2
1	1	2	4	Service winners	2	0	0	2
26/44	17/28	17/26	60/98	1st serve	25/42	23/32	29/35	77/109
(59%)	(61%)	(65%)	(61%)		(60%)	(72%)	(83%)	(71%)
1	3	5	9	Aces on 1st serve	1	3	3	7
16/26	15/17	14/17	45/60	Points won on 1st serve	15/25	14/23	19/29	48/77
(62%)	(88%)	(82%)	(75%)		(60%)	(61%)	(66%)	(62%)
17/18	10/11	9/9	36/38	2nd Serve	15/17	9/9	6/6	30/32
(94%)	(91%)	(100%)	(95%)		(88%)	(100%)	(100%)	(94%)
2	1	0	3	Aces on 2nd Serve	0	0	0	0
10/18	6/11	7/9	23/38	Points won on 2nd serve	12/17	6/9	2/6	20/32
(56%)	(55%)	(78%)	(61%)		(71%)	(67%)	(33%)	(63%)
41	33	35	109	Total points won	45	27	26	98
15/42	12/32	14/35	41/109	Receiving points won	18/44	7/28	5/26	30/98
(36%)	(38%)	(40%)	(38%)		(41%)	(25%)	(19%)	(31%)
2/4	1/2	1/2	4/8	Break point conversions	2/2	0/2	0/0	2/4
(50%)	(50%)	(50%)	(50%)		(100%)	(0%)	(0%)	(50%)
5	6	7	18	Forehand winners	6	2	6	14
3	2	4	9	Backhand winners	2	1	1	4
20	16	13	49	Forced errors	23	16	12	51
14	5	3	22	Unforced errors	6	4	5	15
3/7	5/7	8/9	16/23	Net points won	5/5	6/10	5/8	16/23
(43%)	(71%)	(89%)	(70%)		(100%)	(60%)	(63%)	(70%)

	1 st Set							2 nd Set						3 rd Set					
MACHAC Tomas (ITF)	*1	1*1	1*2	2*3	4*5	5*5	6	6(5)	1*2	2*3	3*4	4*5	5*6	0*1	1*2	3*4	4*5	5*6	
SOUSA Joao	0*1	2*3	3*4	4*4	4*5	6*6	7	*0	0*1	1*2	2*3	3*4	4	*1	1*2	2*2	2*3	3*4	4

Note:
Total winners is the sum of total aces, service winners, forehand winners and backhand winners.

Legend:
ITF ITF Place **W** Winner * Server



Scorecard

スコアカード / Feuille d'arbitrage

W	MACHAC Tomas (ITF)	CZE	6 (5)	6	6
	SOUSA Joao	POR	7	4	4
Match duration: 2h31min			61min	43min	47min

Court	Court 4	Scoring Rule	Three tie-break sets
Chair Umpire	HUGHES Alison (GBR)	Match Code	MS118
Started	18:47	Finished	21:18

1st Set

Game 1: Tomas Machac Serving													ToMa	JoSo
													1	0
1	2	3	4	5										
Game 2: Joao Sousa Serving													ToMa	JoSo
													1	1
6	7	8	9	10	11									
Game 3: Tomas Machac Serving													ToMa	JoSo
													1	2
12	13	14	15	16	17	18	19							
Game 4: Joao Sousa Serving													ToMa	JoSo
													1	3
20	21	22	23	24										
Game 5: Tomas Machac Serving													ToMa	JoSo
													2	3
25	26	27	28	29										
Game 6: Joao Sousa Serving													ToMa	JoSo
													2	4
30	31	32	33											
Game 7: Tomas Machac Serving													ToMa	JoSo
													3	4
34	35	36	37	38	39	40	41							
Game 8: Joao Sousa Serving													ToMa	JoSo
													4	4
42	43	44	45	46	47	48	49	50	51					
Game 9: Tomas Machac Serving													ToMa	JoSo
													5	4
52	53	54	55	56	57									
Game 10: Joao Sousa Serving													ToMa	JoSo
													5	5
58	59	60	61	62										
Game 11: Tomas Machac Serving													ToMa	JoSo
													5	6
63	64	65	66	67	68									



Scorecard

スコアカード / Feuille d'arbitrage

Game 12: Joao Sousa Serving

																					ToMa	JoSo
69	70	71	72	73	74																6	6

TB - Tomas Machac

																					ToMa	JoSo
75			78	79			82	83		86											6	7

TB - Joao Sousa

																					ToMa	JoSo
	76	77			80	81			84	85											(5)	(7)

2nd Set

Game 1: Joao Sousa Serving

																					ToMa	JoSo
87	88	89	90	91																	1	0

Game 2: Tomas Machac Serving

																					ToMa	JoSo
92	93	94	95	96																	2	0

Game 3: Joao Sousa Serving

																					ToMa	JoSo
97	98	99	100	101																	2	1

Game 4: Tomas Machac Serving

																					ToMa	JoSo
102	103	104	105																		3	1

Game 5: Joao Sousa Serving

																					ToMa	JoSo
106	107	108	109																		3	2

Game 6: Tomas Machac Serving

																					ToMa	JoSo
110	111	112	113	114	115	116	117														4	2

Game 7: Joao Sousa Serving

																					ToMa	JoSo
118	119	120	121	122	123	124	125	126	127	128	129										4	3

Game 8: Tomas Machac Serving

																					ToMa	JoSo
130	131	132	133	134	135																5	3

Game 9: Joao Sousa Serving

																					ToMa	JoSo
136	137	138	139	140	141																5	4

Game 10: Tomas Machac Serving

																					ToMa	JoSo
142	143	144	145	146																	6	4

3rd Set



Scorecard

スコアカード / Feuille d'arbitrage

Game 1: Joao Sousa Serving														ToMa	JoSo
														0	1
147	148	149	150	151	152										
Game 2: Tomas Machac Serving														ToMa	JoSo
														1	1
153	154	155	156												
Game 3: Joao Sousa Serving														ToMa	JoSo
														1	2
157	158	159	160	161	162										
Game 4: Tomas Machac Serving														ToMa	JoSo
														2	2
163	164	165	166	167	168	169	170								
Game 5: Joao Sousa Serving														ToMa	JoSo
														3	2
171	172	173	174	175	176	177	178								
Game 6: Tomas Machac Serving														ToMa	JoSo
														4	2
179	180	181	182												
Game 7: Joao Sousa Serving														ToMa	JoSo
														4	3
183	184	185	186	187	188	189	190	191	192						
Game 8: Tomas Machac Serving														ToMa	JoSo
														5	3
193	194	195	196	197											
Game 9: Joao Sousa Serving														ToMa	JoSo
														5	4
198	199	200	201	202											
Game 10: Tomas Machac Serving														ToMa	JoSo
														6	4
203	204	205	206	207											

Incidents Summary:

Code of Conduct Violation: 0

Time Violation: 1

Time Violation on SOUSA, Joao (POR) in Set 2, Game 3, Point 4 at 20:00 on 25 July 2021



Ariake Tennis Park

有明テニスの森
Parc de Tennis d'Ariake

SUN 25 JUL 2021

Tennis

テニス / Tennis

Men's Singles

男子シングルス / Simple hommes

First Round

1回戦 / 1er tour



Scorecard

スコアカード / Feuille d'arbitrage

ITF	ITF Place	TB	Tie-break	W	Winner		Ace - 2nd serve
	Double fault		Point to receiver - 2nd serve		Point to server - 2nd serve		Ace - 1st serve
	Point to receiver - 1st serve		Point to server - 1st serve		Service Break		





Match Statistics

試合統計 / Statistiques du match

	KLEIN Lukas	SVK	7	3	6 (4)
W	DUCKWORTH James	AUS	5	6	7
Match duration: 2h18min			43min	37min	58min

Court 9

Chair Umpire: AZEMAR ENGZELL Louise (SWE)

KLEIN Lukas				DUCKWORTH James				
1 st Set	2 nd Set	3 rd Set	Total		1 st Set	2 nd Set	3 rd Set	Total
1	2	6	9	Total aces	2	2	3	7
0	0	3	3	Double faults	0	0	0	0
0	0	0	0	Service winners	1	0	1	2
21/33	18/26	23/41	62/100	1st serve	20/35	23/34	28/34	71/103
(64%)	(69%)	(56%)	(62%)		(57%)	(68%)	(82%)	(69%)
1	2	5	8	Aces on 1st serve	2	2	3	7
18/21	11/18	18/23	47/62	Points won on 1st serve	16/20	19/23	25/28	60/71
(86%)	(61%)	(78%)	(76%)		(80%)	(83%)	(89%)	(85%)
12/12	8/8	15/18	35/38	2nd Serve	15/15	11/11	6/6	32/32
(100%)	(100%)	(83%)	(92%)		(100%)	(100%)	(100%)	(100%)
0	0	1	1	Aces on 2nd Serve	0	0	0	0
7/12	2/8	10/18	19/38	Points won on 2nd serve	8/15	3/11	4/6	15/32
(58%)	(25%)	(56%)	(50%)		(53%)	(27%)	(67%)	(47%)
36	25	33	94	Total points won	32	35	42	109
11/35	12/34	5/34	28/103	Receiving points won	8/33	13/26	13/41	34/100
(31%)	(35%)	(15%)	(27%)		(24%)	(50%)	(32%)	(34%)
1/3	1/4	0/0	2/7	Break point conversions	0/0	2/3	0/1	2/4
(33%)	(25%)	(0%)	(29%)		(0%)	(67%)	(0%)	(50%)
10	7	6	23	Forehand winners	1	4	4	9
3	1	3	7	Backhand winners	2	2	3	7
15	13	18	46	Forced errors	18	4	11	33
11	14	9	34	Unforced errors	4	11	6	21
3/3	3/4	5/9	11/16	Net points won	1/4	2/3	2/5	5/12
(100%)	(75%)	(56%)	(69%)		(25%)	(67%)	(40%)	(42%)

	1 st Set							2 nd Set					3 rd Set																					
KLEIN Lukas	0	*1	1	*2	2	*3	3	*4	4	*5	6	*7	1	*2	2	*2	2	*3	3	*3	3	*1	1	*2	2	*3	3	*4	4	*5	5	*6	6	6(4)
DUCKWORTH James	*1	1	*2	2	*3	3	*4	4	*5	5	*5	5	*0	0	*1	2	*3	3	*4	5	*6	0	*1	1	*2	2	*3	3	*4	4	*5	5	*6	7

Note:
Total winners is the sum of total aces, service winners, forehand winners and backhand winners.

Legend:
W Winner * Server



Scorecard

スコアカード / Feuille d'arbitrage

	KLEIN Lukas	SVK	7	3	6 (4)
W	DUCKWORTH James	AUS	5	6	7
Match duration: 2h18min			43min	37min	58min

Court	Court 9	Scoring Rule	Three tie-break sets
Chair Umpire	AZEMAR ENGZELL Louise (SWE)	Match Code	MS119
Started	11:09	Finished	13:28

1st Set

Game 1: James Duckworth Serving													LuKl	JaDu
													0	1
1	2	3	4	5	6									
Game 2: Lukas Klein Serving													LuKl	JaDu
													1	1
7	8	9	10	11	12									
Game 3: James Duckworth Serving													LuKl	JaDu
													1	2
13	14	15	16											
Game 4: Lukas Klein Serving													LuKl	JaDu
													2	2
17	18	19	20											
Game 5: James Duckworth Serving													LuKl	JaDu
													2	3
21	22	23	24	25	26									
Game 6: Lukas Klein Serving													LuKl	JaDu
													3	3
27	28	29	30	31	32	33	34							
Game 7: James Duckworth Serving													LuKl	JaDu
													3	4
35	36	37	38	39										
Game 8: Lukas Klein Serving													LuKl	JaDu
													4	4
40	41	42	43	44										
Game 9: James Duckworth Serving													LuKl	JaDu
													4	5
45	46	47	48											
Game 10: Lukas Klein Serving													LuKl	JaDu
													5	5
49	50	51	52											
Game 11: James Duckworth Serving													LuKl	JaDu
													6	5
53	54	55	56	57	58	59	60	61	62					



Scorecard
スコアカード / Feuille d'arbitrage

Game 12: Lukas Klein Serving

	LuKI	JaDu
	7	5

2nd Set

Game 1: James Duckworth Serving

	LuKI	JaDu
	1	0

Game 2: Lukas Klein Serving

	LuKI	JaDu
	2	0

Game 3: James Duckworth Serving

	LuKI	JaDu
	2	1

Game 4: Lukas Klein Serving

	LuKI	JaDu
	2	2

Game 5: James Duckworth Serving

	LuKI	JaDu
	2	3

Game 6: Lukas Klein Serving

	LuKI	JaDu
	3	3

Game 7: James Duckworth Serving

	LuKI	JaDu
	3	4

Game 8: Lukas Klein Serving

	LuKI	JaDu
	3	5

Game 9: James Duckworth Serving

	LuKI	JaDu
	3	6

3rd Set

Game 1: Lukas Klein Serving

	LuKI	JaDu
	1	0

Game 2: James Duckworth Serving

	LuKI	JaDu
	1	1

Game 3: Lukas Klein Serving

	LuKI	JaDu
	2	1



Scorecard

スコアカード / Feuille d'arbitrage

Game 4: James Duckworth Serving														LuKI	JaDu	
															2	2
145	146	147	148													
Game 5: Lukas Klein Serving														LuKI	JaDu	
															3	2
149	150	151	152	153	154											
Game 6: James Duckworth Serving														LuKI	JaDu	
															3	3
155	156	157	158	159	160											
Game 7: Lukas Klein Serving														LuKI	JaDu	
															4	3
161	162	163	164	165	166											
Game 8: James Duckworth Serving														LuKI	JaDu	
															4	4
167	168	169	170	171	172											
Game 9: Lukas Klein Serving														LuKI	JaDu	
															5	4
173	174	175	176	177	178											
Game 10: James Duckworth Serving														LuKI	JaDu	
															5	5
179	180	181	182													
Game 11: Lukas Klein Serving														LuKI	JaDu	
															6	5
183	184	185	186													
Game 12: James Duckworth Serving														LuKI	JaDu	
															6	6
187	188	189	190													
TB - Lukas Klein														LuKI	JaDu	
															6	7
191				194	195											
TB - James Duckworth														LuKI	JaDu	
															(4)	(7)
	192	193			196	197			200	201						

Incidents Summary:
Code of Conduct Violation: 0
Time Violation: 0





Ariake Tennis Park

有明テニスの森
Parc de Tennis d'Ariake

SUN 25 JUL 2021

Tennis

テニス / Tennis

Men's Singles

男子シングルス / Simple hommes

First Round

1回戦 / 1er tour



Scorecard

スコアカード / Feuille d'arbitrage

Legend:							
TB	Tie-break	W	Winner		Double fault		Point to receiver - 2nd serve
	Point to server - 2nd serve		Ace - 1st serve		Point to receiver - 1st serve		Point to server - 1st serve
	Service Break						




Match Statistics

試合統計 / Statistiques du match

	NISHIOKA Yoshihito	JPN	6	1	2
W	KHACHANOV Karen (12)	ROC	3	6	6
	Match duration: 1h49min		33min	30min	46min

Court 3

Chair Umpire: ZHANG Juan (CHN)

NISHIOKA Yoshihito				KHACHANOV Karen (12)				
1 st Set	2 nd Set	3 rd Set	Total	1 st Set	2 nd Set	3 rd Set	Total	
1	1	1	3	Total aces	2	6	4	12
0	1	0	1	Double faults	1	0	3	4
0	0	0	0	Service winners	0	0	0	0
20/26	16/22	14/22	50/70	1st serve	13/23	13/21	20/28	46/72
(77%)	(73%)	(64%)	(71%)		(57%)	(62%)	(71%)	(64%)
1	1	1	3	Aces on 1st serve	2	6	4	12
15/20	8/16	8/14	31/50	Points won on 1st serve	8/13	10/13	16/20	34/46
(75%)	(50%)	(57%)	(62%)		(62%)	(77%)	(80%)	(74%)
6/6	5/6	8/8	19/20	2nd Serve	9/10	8/8	5/8	22/26
(100%)	(83%)	(100%)	(95%)		(90%)	(100%)	(63%)	(85%)
0	0	0	0	Aces on 2nd Serve	0	0	0	0
5/6	2/6	3/8	10/20	Points won on 2nd serve	7/10	6/8	3/8	16/26
(83%)	(33%)	(38%)	(50%)		(70%)	(75%)	(38%)	(62%)
28	15	20	63	Total points won	21	28	30	79
8/23	5/21	9/28	22/72	Receiving points won	6/26	12/22	11/22	29/70
(35%)	(24%)	(32%)	(31%)		(23%)	(55%)	(50%)	(41%)
1/2	0/0	0/0	1/2	Break point conversions	0/0	2/3	2/2	4/5
(50%)	(0%)	(0%)	(50%)		(0%)	(67%)	(100%)	(80%)
4	1	1	6	Forehand winners	7	9	4	20
0	0	4	4	Backhand winners	0	3	1	4
8	5	16	29	Forced errors	9	7	5	21
4	5	5	14	Unforced errors	14	6	9	29
3/4	3/6	3/6	9/16	Net points won	1/1	5/6	0/3	6/10
(75%)	(50%)	(50%)	(56%)		(100%)	(83%)	(0%)	(60%)

	1 st Set					2 nd Set					3 rd Set					
NISHIOKA Yoshihito	*1	1*2	2*3	3*4	5*6	0*1	1*1	1*1	1*1	1	*1	1*1	1*1	1*1	1*2	2
KHACHANOV Karen (12)	0*1	1*2	2*3	3*3	3	*1	1*2	3*4	5*6		0*1	2*3	4*5	5*6		

Note:
Total winners is the sum of total aces, service winners, forehand winners and backhand winners.

Legend:
W Winner * Server



Scorecard

スコアカード / Feuille d'arbitrage

	NISHIOKA Yoshihito	JPN	6	1	2
W	KHACHANOV Karen (12)	ROC	3	6	6
Match duration: 1h49min			33min	30min	46min

Court	Court 3	Scoring Rule	Three tie-break sets
Chair Umpire	ZHANG Juan (CHN)	Match Code	MS120
Started	11:12	Finished	13:01

1st Set

Game	Serving	YoNi	KaKh
Game 1	Yoshihito Nishioka	1	0
Game 2	Karen Khachanov	1	1
Game 3	Yoshihito Nishioka	2	1
Game 4	Karen Khachanov	2	2
Game 5	Yoshihito Nishioka	3	2
Game 6	Karen Khachanov	3	3
Game 7	Yoshihito Nishioka	4	3
Game 8	Karen Khachanov	5	3
Game 9	Yoshihito Nishioka	6	3

2nd Set

Game	Serving	YoNi	KaKh
Game 1	Karen Khachanov	0	1



Scorecard

スコアカード / Feuille d'arbitrage

Game 2: Yoshihito Nishioka Serving

																YoNi	KaKh
56	57	58	59	60	61											1	1

Game 3: Karen Khachanov Serving

																YoNi	KaKh
62	63	64	65	66												1	2

Game 4: Yoshihito Nishioka Serving

																		YoNi	KaKh
67	68	69	70	71	72	73	74	75	76									1	3

Game 5: Karen Khachanov Serving

																YoNi	KaKh
77	78	79	80													1	4

Game 6: Yoshihito Nishioka Serving

																YoNi	KaKh
81	82	83	84	85	86											1	5

Game 7: Karen Khachanov Serving

																YoNi	KaKh
87	88	89	90	91	92											1	6

3rd Set

Game 1: Yoshihito Nishioka Serving

																YoNi	KaKh
93	94	95	96													1	0

Game 2: Karen Khachanov Serving

																		YoNi	KaKh
97	98	99	100	101	102	103	104	105	106									1	1

Game 3: Yoshihito Nishioka Serving

																YoNi	KaKh
107	108	109	110													1	2

Game 4: Karen Khachanov Serving

																YoNi	KaKh
111	112	113	114	115												1	3

Game 5: Yoshihito Nishioka Serving

																YoNi	KaKh
116	117	118	119	120	121	122	123									1	4

Game 6: Karen Khachanov Serving

																YoNi	KaKh
124	125	126	127	128	129	130	131									1	5

Game 7: Yoshihito Nishioka Serving

																YoNi	KaKh
132	133	134	135	136	137											2	5

Game 8: Karen Khachanov Serving

																YoNi	KaKh
138	139	140	141	142												2	6



Ariake Tennis Park

有明テニスの森
Parc de Tennis d'Ariake

SUN 25 JUL 2021

Tennis

テニス / Tennis

Men's Singles

男子シングルス / Simple hommes

First Round

1回戦 / 1er tour



Scorecard

スコアカード / Feuille d'arbitrage

Incidents Summary:

Code of Conduct Violation: 0
Time Violation: 0

Legend:							
W	Winner		Double fault		Point to receiver - 2nd serve		Point to server - 2nd serve
	Ace - 1st serve		Point to receiver - 1st serve		Point to server - 1st serve		Service Break





Match Statistics

試合統計 / Statistiques du match

W	HUMBERT Ugo (14)	FRA	7	6
	ANDUJAR Pablo	ESP	6 (3)	1
Match duration: 1h49min			66min	43min

Court 4

Chair Umpire: HUGHES Alison (GBR)

HUMBERT Ugo (14)				ANDUJAR Pablo				
1 st Set	2 nd Set	3 rd Set	Total		1 st Set	2 nd Set	3 rd Set	Total
4	2		6	Total aces	0	1		1
2	2		4	Double faults	4	2		6
2	3		5	Service winners	0	0		0
21/38	12/22		33/60	1st serve	28/40	23/32		51/72
(55%)	(55%)		(55%)		(70%)	(72%)		(71%)
4	2		6	Aces on 1st serve	0	1		1
16/21	11/12		27/33	Points won on 1st serve	19/28	12/23		31/51
(76%)	(92%)		(82%)		(68%)	(52%)		(61%)
15/17	8/10		23/27	2nd Serve	8/12	7/9		15/21
(88%)	(80%)		(85%)		(67%)	(78%)		(71%)
0	0		0	Aces on 2nd Serve	0	0		0
10/17	4/10		14/27	Points won on 2nd serve	5/12	3/9		8/21
(59%)	(40%)		(52%)		(42%)	(33%)		(38%)
42	32		74	Total points won	36	22		58
16/40	17/32		33/72	Receiving points won	12/38	7/22		19/60
(40%)	(53%)		(46%)		(32%)	(32%)		(32%)
1/1	3/8		4/9	Break point conversions	1/1	0/2		1/3
(100%)	(38%)		(44%)		(100%)	(0%)		(33%)
6	2		8	Forehand winners	5	3		8
4	10		14	Backhand winners	1	0		1
19	11		30	Forced errors	18	10		28
11	4		15	Unforced errors	8	5		13
6/8	1/1		7/9	Net points won	6/7	2/4		8/11
(75%)	(100%)		(78%)		(86%)	(50%)		(73%)

	1 st Set							2 nd Set				
HUMBERT Ugo (14)	*1	1*2	3*4	4*4	4*5	5*6	6	7	0*1	2*3	4*5	6
ANDUJAR Pablo	0*1	1*1	1*2	3*4	4*5	5*6	6(3)		*1	1*1	1*1	1*1

Note:
Total winners is the sum of total aces, service winners, forehand winners and backhand winners.

Legend:
W Winner * Server



Scorecard

スコアカード / Feuille d'arbitrage

W	HUMBERT Ugo (14)	FRA	7	6
	ANDUJAR Pablo	ESP	6 (3)	1
Match duration: 1h49min			65min	44min

Court	Court 4	Scoring Rule	Three tie-break sets
Chair Umpire	HUGHES Alison (GBR)	Match Code	MS121
Started	14:33	Finished	16:22

1st Set

Game	Serving	UgHu	PaAn
Game 1	Ugo Humbert	1	0
Game 2	Pablo Andujar	1	1
Game 3	Ugo Humbert	2	1
Game 4	Pablo Andujar	3	1
Game 5	Ugo Humbert	4	1
Game 6	Pablo Andujar	4	2
Game 7	Ugo Humbert	4	3
Game 8	Pablo Andujar	4	4
Game 9	Ugo Humbert	5	4
Game 10	Pablo Andujar	5	5
Game 11	Ugo Humbert	6	5

Scorecard

スコアカード / Feuille d'arbitrage

Game 12: Pablo Andujar Serving

													UgHu	PaAn
													6	6
65	66	67	68	69										

TB - Ugo Humbert

													UgHu	PaAn
													7	6
70			73	74			77	78						

TB - Pablo Andujar

													UgHu	PaAn
													(7)	(3)
	71	72			75	76		79						

2nd Set

Game 1: Pablo Andujar Serving

													UgHu	PaAn
													0	1
80	81	82	83	84	85									

Game 2: Ugo Humbert Serving

													UgHu	PaAn
													1	1
86	87	88	89	90										

Game 3: Pablo Andujar Serving

													UgHu	PaAn
													2	1
91	92	93	94	95	96	97	98							

Game 4: Ugo Humbert Serving

													UgHu	PaAn
													3	1
99	100	101	102	103										

Game 5: Pablo Andujar Serving

													UgHu	PaAn
													4	1
104	105	106	107	108	109	110	111							

Game 6: Ugo Humbert Serving

													UgHu	PaAn
													5	1
112	113	114	115	116	117	118	119	120	121	122	123			

Game 7: Pablo Andujar Serving

													UgHu	PaAn
													6	1
124	125	126	127	128	129	130	131	132	133	134	135			

Incidents Summary:

Code of Conduct Violation: 0
Time Violation: 0



Ariake Tennis Park

有明テニスの森
Parc de Tennis d'Ariake

SAT 24 JUL 2021

Tennis

テニス / Tennis

Men's Singles

男子シングルス / Simple hommes

First Round

1回戦 / 1er tour



Scorecard

スコアカード / Feuille d'arbitrage

Legend:							
TB	Tie-break	W	Winner		Double fault		Point to receiver - 2nd serve
	Point to server - 2nd serve		Ace - 1st serve		Point to receiver - 1st serve		Point to server - 1st serve
	Service Break						




Match Statistics

試合統計 / Statistiques du match

	MAJCHRZAK Kamil	POL	4	2
W	KECMANOVIC Miomir	SRB	6	6
Match duration: 1h17min			45min	32min

Court 7

Chair Umpire: TOURTE Aurelie (FRA)

MAJCHRZAK Kamil				KECMANOVIC Miomir				
1 st Set	2 nd Set	3 rd Set	Total		1 st Set	2 nd Set	3 rd Set	Total
1	3		4	Total aces	1	3		4
1	1		2	Double faults	2	1		3
2	1		3	Service winners	0	3		3
21/31	14/29		35/60	1st serve	21/39	12/21		33/60
(68%)	(48%)		(58%)		(54%)	(57%)		(55%)
1	3		4	Aces on 1st serve	1	2		3
11/21	8/14		19/35	Points won on 1st serve	14/21	11/12		25/33
(52%)	(57%)		(54%)		(67%)	(92%)		(76%)
9/10	14/15		23/25	2nd Serve	16/18	8/9		24/27
(90%)	(93%)		(92%)		(89%)	(89%)		(89%)
0	0		0	Aces on 2nd Serve	0	1		1
6/10	7/15		13/25	Points won on 2nd serve	9/18	5/9		14/27
(60%)	(47%)		(52%)		(50%)	(56%)		(52%)
33	20		53	Total points won	37	30		67
16/39	5/21		21/60	Receiving points won	14/31	14/29		28/60
(41%)	(24%)		(35%)		(45%)	(48%)		(47%)
1/5	0/0		1/5	Break point conversions	2/3	2/3		4/6
(20%)	(0%)		(20%)		(67%)	(67%)		(67%)
2	3		5	Forehand winners	3	4		7
1	3		4	Backhand winners	0	2		2
14	11		25	Forced errors	3	3		6
15	5		20	Unforced errors	14	6		20
2/3	3/4		5/7	Net points won	2/2	1/1		3/3
(67%)	(75%)		(71%)		(100%)	(100%)		(100%)

	1 st Set							2 nd Set										
	*0	0	*1	1	*2	3	*3	3	*4	4	*0	0	*0	0	*1	1	*2	2
MAJCHRZAK Kamil																		
KECMANOVIC Miomir	1	*2	2	*3	3	*3	4	*5	5	*6	1	*2	3	*4	4	*5	5	*6

Note:
Total winners is the sum of total aces, service winners, forehand winners and backhand winners.

Legend:
W Winner * Server



Scorecard

スコアカード / Feuille d'arbitrage

	MAJCHRZAK Kamil	POL	4	2
W	KECMANOVIC Miomir	SRB	6	6
Match duration: 1h17min			41min	36min

Court	Court 7	Scoring Rule	Three tie-break sets
Chair Umpire	TOURTE Aurelie (FRA)	Match Code	MS122
Started	14:56	Finished	16:14

1st Set

Game 1: Kamil Majchrzak Serving													KaMa	MiKe
													0	1
1	2	3	4	5	6									
Game 2: Miomir Kecmanovic Serving													KaMa	MiKe
													0	2
7	8	9	10	11										
Game 3: Kamil Majchrzak Serving													KaMa	MiKe
													1	2
12	13	14	15	16										
Game 4: Miomir Kecmanovic Serving													KaMa	MiKe
													1	3
17	18	19	20	21	22	23	24	25	26					
Game 5: Kamil Majchrzak Serving													KaMa	MiKe
													2	3
27	28	29	30	31	32	33	34	35	36					
Game 6: Miomir Kecmanovic Serving													KaMa	MiKe
													3	3
37	38	39	40	41	42									
Game 7: Kamil Majchrzak Serving													KaMa	MiKe
													3	4
43	44	45	46	47										
Game 8: Miomir Kecmanovic Serving													KaMa	MiKe
													3	5
48	49	50	51	52	53	54	55							
Game 9: Kamil Majchrzak Serving													KaMa	MiKe
													4	5
56	57	58	59	60										
Game 10: Miomir Kecmanovic Serving													KaMa	MiKe
													4	6
61	62	63	64	65	66									

2nd Set



Scorecard

スコアカード / Feuille d'arbitrage

Game 1: Kamil Majchrzak Serving

														KaMa	MiKe		
															0	1	
67	68	69	70	71	72	73	74										

Game 2: Miomir Kecmanovic Serving

														KaMa	MiKe		
															0	2	
75	76	77	78	79													

Game 3: Kamil Majchrzak Serving

														KaMa	MiKe		
															0	3	
80	81	82	83	84	85	86	87	88	89								

Game 4: Miomir Kecmanovic Serving

														KaMa	MiKe		
															0	4	
90	91	92	93	94	95												

Game 5: Kamil Majchrzak Serving

														KaMa	MiKe		
															1	4	
96	97	98	99	100	101												

Game 6: Miomir Kecmanovic Serving

														KaMa	MiKe		
															1	5	
102	103	104	105	106	107												

Game 7: Kamil Majchrzak Serving

														KaMa	MiKe		
															2	5	
108	109	110	111	112													

Game 8: Miomir Kecmanovic Serving

														KaMa	MiKe		
															2	6	
113	114	115	116														

Incidents Summary:

Code of Conduct Violation: 0
Time Violation: 0

Legend:							
	Winner		Ace - 2nd serve		Double fault		Point to receiver - 2nd serve
	Point to server - 2nd serve		Ace - 1st serve		Point to receiver - 1st serve		Point to server - 1st serve
	Service Break						



Match Statistics

試合統計 / Statistiques du match

	KWON Soonwoo	KOR	3	2
W	TIAFOE Frances	USA	6	6
Match duration: 1h09min			39min	31min

Court 3

Chair Umpire: DUMUSOIS Damien (FRA)

KWON Soonwoo				TIAFOE Frances				
1 st Set	2 nd Set	3 rd Set	Total		1 st Set	2 nd Set	3 rd Set	Total
7	4		11	Total aces	2	9		11
2	2		4	Double faults	0	0		0
1	0		1	Service winners	1	0		1
22/34	20/29		42/63	1st serve	17/30	16/20		33/50
(65%)	(69%)		(67%)		(57%)	(80%)		(66%)
7	4		11	Aces on 1st serve	2	7		9
13/22	11/20		24/42	Points won on 1st serve	15/17	13/16		28/33
(59%)	(55%)		(57%)		(88%)	(81%)		(85%)
10/12	7/9		17/21	2nd Serve	13/13	4/4		17/17
(83%)	(78%)		(81%)		(100%)	(100%)		(100%)
0	0		0	Aces on 2nd Serve	0	2		2
6/12	3/9		9/21	Points won on 2nd serve	6/13	3/4		9/17
(50%)	(33%)		(43%)		(46%)	(75%)		(53%)
28	18		46	Total points won	36	31		67
9/30	4/20		13/50	Receiving points won	15/34	15/29		30/63
(30%)	(20%)		(26%)		(44%)	(52%)		(48%)
0/2	0/0		0/2	Break point conversions	1/4	2/4		3/8
(0%)	(0%)		(0%)		(25%)	(50%)		(38%)
2	5		7	Forehand winners	3	7		10
1	2		3	Backhand winners	1	2		3
18	6		24	Forced errors	9	3		12
11	7		18	Unforced errors	8	4		12
3/5	1/2		4/7	Net points won	2/4	4/7		6/11
(60%)	(50%)		(57%)		(50%)	(57%)		(55%)

	1 st Set						2 nd Set										
KWON Soonwoo	0	*1	1	*1	1	*2	2	*3	3	*0	0	*0	0	*1	1	*2	2
TIAFOE Frances	*1	1	*2	3	*4	4	*5	5	*6	1	*2	3	*4	4	*5	5	*6

Note:
Total winners is the sum of total aces, service winners, forehand winners and backhand winners.

Legend:
W Winner * Server



Scorecard

スコアカード / Feuille d'arbitrage

	KWON Soonwoo	KOR	3	2
W	TIAFOE Frances	USA	6	6
Match duration: 1h09min			39min	30min

Court	Court 3	Scoring Rule	Three tie-break sets
Chair Umpire	DUMUSOIS Damien (FRA)	Match Code	MS123
Started	18:14	Finished	19:24

1st Set

Game	Serving	SoKw	FrTi
Game 1	Frances Tiafoe	0	1
Game 2	Soonwoo Kwon	1	1
Game 3	Frances Tiafoe	1	2
Game 4	Soonwoo Kwon	1	3
Game 5	Frances Tiafoe	1	4
Game 6	Soonwoo Kwon	2	4
Game 7	Frances Tiafoe	2	5
Game 8	Soonwoo Kwon	3	5
Game 9	Frances Tiafoe	3	6

2nd Set




Game	Serving	SoKw	FrTi
Game 1	Soonwoo Kwon	0	1



Scorecard

スコアカード / Feuille d'arbitrage







Game 2: Frances Tiafoe Serving

																				0	2
70	71	72	73																		







Game 3: Soonwoo Kwon Serving

																				0	3	
74	75	76	77	78	79	80	81	82	83	84	85											






Game 4: Frances Tiafoe Serving

																				0	4
86	87	88	89	90	91																







Game 5: Soonwoo Kwon Serving

																				1	4
92	93	94	95	96	97																






Game 6: Frances Tiafoe Serving

																				1	5
98	99	100	101	102																	

Game 7: Soonwoo Kwon Serving









																				2	5
103	104	105	106	107	108																

Game 8: Frances Tiafoe Serving

																				2	6
109	110	111	112	113																	

Incidents Summary:

Code of Conduct Violation: 0
Time Violation: 0

W Winner		Ace - 2nd serve		Double fault		Point to receiver - 2nd serve	
	Point to server - 1st serve		Ace - 1st serve		Point to receiver - 2nd serve		Point to server - 1st serve
	Service Break						



Match Statistics

試合統計 / Statistiques du match

	KOHLSCHEIBER Philipp	GER	3	6	3
W	TSITSIPAS Stefanos (3)	GRE	6	3	6
Match duration: 1h50min			35min	39min	37min

Centre Court

Chair Umpire: KEOTHAVONG James (GBR)

KOHLSCHEIBER Philipp				TSITSIPAS Stefanos (3)				
1 st Set	2 nd Set	3 rd Set	Total		1 st Set	2 nd Set	3 rd Set	Total
3	4	1	8	Total aces	3	2	2	7
1	1	1	3	Double faults	4	0	0	4
2	0	0	2	Service winners	0	3	0	3
17/25	23/31	11/22	51/78	1st serve	19/32	16/24	13/24	48/80
(68%)	(74%)	(50%)	(65%)		(59%)	(67%)	(54%)	(60%)
3	4	0	7	Aces on 1st serve	3	2	2	7
9/17	17/23	5/11	31/51	Points won on 1st serve	15/19	13/16	9/13	37/48
(53%)	(74%)	(45%)	(61%)		(79%)	(81%)	(69%)	(77%)
7/8	7/8	10/11	24/27	2nd Serve	9/13	8/8	11/11	28/32
(88%)	(88%)	(91%)	(89%)		(69%)	(100%)	(100%)	(88%)
0	0	1	1	Aces on 2nd Serve	0	0	0	0
7/8	4/8	7/11	18/27	Points won on 2nd serve	7/13	3/8	8/11	18/32
(88%)	(50%)	(64%)	(67%)		(54%)	(38%)	(73%)	(56%)
26	29	19	74	Total points won	31	26	27	84
10/32	8/24	7/24	25/80	Receiving points won	9/25	10/31	10/22	29/78
(31%)	(33%)	(29%)	(31%)		(36%)	(32%)	(45%)	(37%)
0/1	1/4	1/1	2/6	Break point conversions	1/2	0/0	2/2	3/4
(0%)	(25%)	(100%)	(33%)		(50%)	(0%)	(100%)	(75%)
4	4	2	10	Forehand winners	10	5	4	19
1	1	2	4	Backhand winners	0	1	1	2
15	12	17	44	Forced errors	7	19	8	34
3	3	3	9	Unforced errors	9	1	6	16
2/3	4/5	3/4	9/12	Net points won	7/9	5/8	3/5	15/22
(67%)	(80%)	(75%)	(75%)		(78%)	(63%)	(60%)	(68%)

	1 st Set						2 nd Set						3 rd Set																	
KOHLSCHEIBER Philipp	0	*1	1	*1	1	*2	2	*3	3	*1	1	*2	2	*3	3	*4	4	*5	5	*6	6	1	*2	2	*2	2	*3	3	*3	3
TSITSIPAS Stefanos (3)	*1	1	*2	3	*4	4	*5	5	*6	6	0	*1	1	*2	2	*3	3	*3	3	3	*0	0	*1	2	*3	3	*4	5	*6	6

Note:
Total winners is the sum of total aces, service winners, forehand winners and backhand winners.

Legend:
W Winner * Server



Scorecard

スコアカード / Feuille d'arbitrage

	KOHLSCHEIBER Philipp	GER	3	6	3
W	TSITSIPAS Stefanos (3)	GRE	6	3	6
Match duration: 1h50min			35min	39min	36min

Court	Centre Court	Scoring Rule	Three tie-break sets
Chair Umpire	KEOTHAVONG James (GBR)	Match Code	MS124
Started	17:02	Finished	18:53

1st Set

Game 1: Stefanos Tsitsipas Serving															PhKo	StTs	
																0	1
1	2	3	4	5													
Game 2: Philipp Kohlschreiber Serving															PhKo	StTs	
																1	1
6	7	8	9														
Game 3: Stefanos Tsitsipas Serving															PhKo	StTs	
																1	2
10	11	12	13	14	15	16	17	18	19								
Game 4: Philipp Kohlschreiber Serving															PhKo	StTs	
																1	3
20	21	22	23	24	25	26	27										
Game 5: Stefanos Tsitsipas Serving															PhKo	StTs	
																1	4
28	29	30	31	32													
Game 6: Philipp Kohlschreiber Serving															PhKo	StTs	
																2	4
33	34	35	36	37													
Game 7: Stefanos Tsitsipas Serving															PhKo	StTs	
																2	5
38	39	40	41	42	43												
Game 8: Philipp Kohlschreiber Serving															PhKo	StTs	
																3	5
44	45	46	47	48	49	50	51										
Game 9: Stefanos Tsitsipas Serving															PhKo	StTs	
																3	6
52	53	54	55	56	57												

2nd Set

Game 1: Philipp Kohlschreiber Serving															PhKo	StTs	
																1	0
58	59	60	61	62													



Scorecard

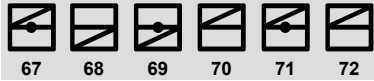
スコアカード / Feuille d'arbitrage

Game 2: Stefanos Tsitsipas Serving



PhKo	StTs
1	1

Game 3: Philipp Kohlschreiber Serving




PhKo	StTs
2	1

Game 4: Stefanos Tsitsipas Serving



PhKo	StTs
2	2

Game 5: Philipp Kohlschreiber Serving




PhKo	StTs
3	2

Game 6: Stefanos Tsitsipas Serving



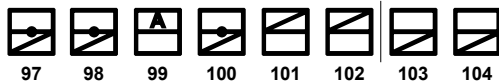
PhKo	StTs
3	3

Game 7: Philipp Kohlschreiber Serving



PhKo	StTs
4	3

Game 8: Stefanos Tsitsipas Serving



PhKo	StTs
5	3

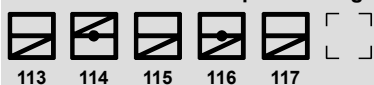
Game 9: Philipp Kohlschreiber Serving



PhKo	StTs
6	3

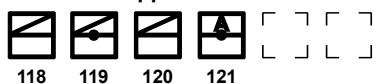
3rd Set

Game 1: Stefanos Tsitsipas Serving



PhKo	StTs
1	0

Game 2: Philipp Kohlschreiber Serving



PhKo	StTs
2	0

Game 3: Stefanos Tsitsipas Serving



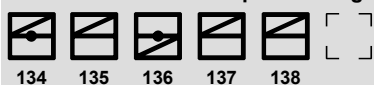
PhKo	StTs
2	1

Game 4: Philipp Kohlschreiber Serving



PhKo	StTs
2	2

Game 5: Stefanos Tsitsipas Serving



PhKo	StTs
2	3

Game 6: Philipp Kohlschreiber Serving



PhKo	StTs
3	3



Ariake Tennis Park

有明テニスの森
Parc de Tennis d'Ariake

SUN 25 JUL 2021

Tennis

テニス / Tennis

Men's Singles

男子シングルス / Simple hommes

First Round

1回戦 / 1er tour



Scorecard

スコアカード / Feuille d'arbitrage

Game 7: Stefanos Tsitsipas Serving



PhKo StTs

3 4

Game 8: Philipp Kohlschreiber Serving

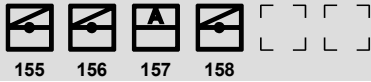


PhKo StTs

3 5



Game 9: Stefanos Tsitsipas Serving



PhKo StTs

3 6

Incidents Summary:

Code of Conduct Violation: 0

Time Violation: 0

Legend:

W	Winner		Ace - 2nd serve		Double fault		Point to receiver - 2nd serve
	Point to server - 2nd serve		Ace - 1st serve		Point to receiver - 1st serve		Point to server - 1st serve
	Service Break						




Match Statistics

試合統計 / Statistiques du match

W	CARRENO BUSTA Pablo (6)	ESP	7	6
	SANDGREN Tennys	USA	5	2
Match duration: 1h31min			77min	14min

Court 2

Chair Umpire: HELWERTH Nico (GER)

CARRENO BUSTA Pablo (6)				SANDGREN Tennys				
1 st Set	2 nd Set	3 rd Set	Total		1 st Set	2 nd Set	3 rd Set	Total
4	3		7	Total aces	3	1		4
1	0		1	Double faults	1	1		2
1	0		1	Service winners	1	0		1
33/41	16/20		49/61	1st serve	22/37	16/23		38/60
(80%)	(80%)		(80%)		(59%)	(70%)		(63%)
4	2		6	Aces on 1st serve	3	1		4
19/33	14/16		33/49	Points won on 1st serve	11/22	10/16		21/38
(58%)	(88%)		(67%)		(50%)	(63%)		(55%)
7/8	4/4		11/12	2nd Serve	14/15	6/7		20/22
(88%)	(100%)		(92%)		(93%)	(86%)		(91%)
0	1		1	Aces on 2nd Serve	0	0		0
5/8	3/4		8/12	Points won on 2nd serve	6/15	2/7		8/22
(63%)	(75%)		(67%)		(40%)	(29%)		(36%)
44	28		72	Total points won	34	15		49
20/37	11/23		31/60	Receiving points won	17/41	3/20		20/61
(54%)	(48%)		(52%)		(41%)	(15%)		(33%)
3/5	2/5		5/10	Break point conversions	2/3	0/0		2/3
(60%)	(40%)		(50%)		(67%)	(0%)		(67%)
6	5		11	Forehand winners	6	1		7
3	1		4	Backhand winners	2	3		5
10	4		14	Forced errors	15	8		23
10	5		15	Unforced errors	11	8		19
4/6	5/6		9/12	Net points won	1/5	1/3		2/8
(67%)	(83%)		(75%)		(20%)	(33%)		(25%)

	1 st Set							2 nd Set				
CARRENO BUSTA Pablo (6)	1*1	1*2	3*4	4*4	4*5	6*7		1*2	2*3	3*4	5*6	
SANDGREN Tennys	*0	1*2	2*2	2*3	4*5	5*5	5	*0	0*1	1*2	2*2	2

Note:
Total winners is the sum of total aces, service winners, forehand winners and backhand winners.

Legend:
W Winner * Server




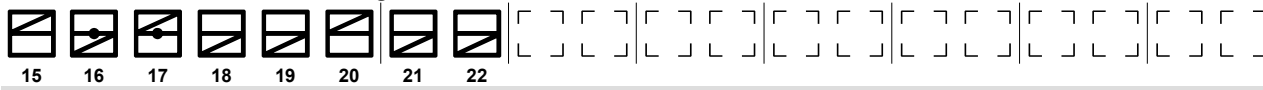
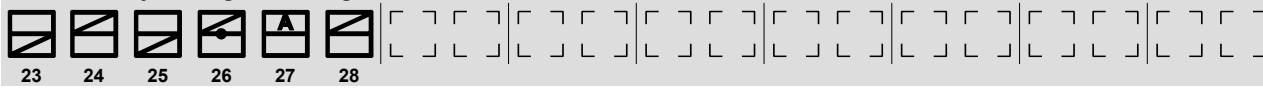
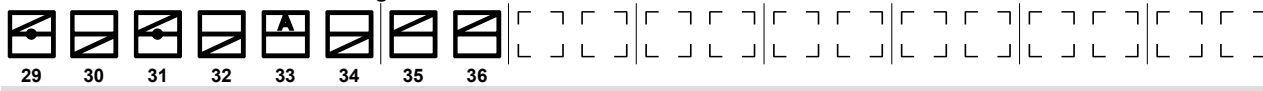
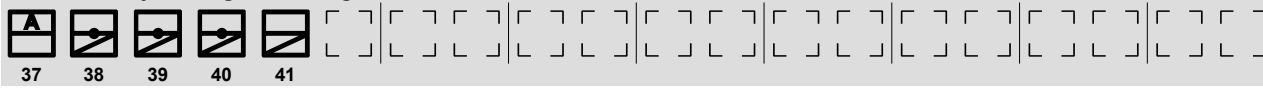
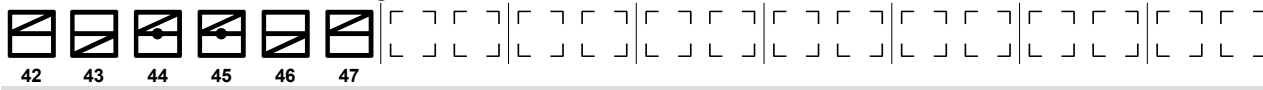
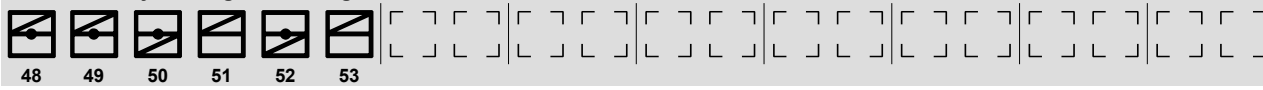

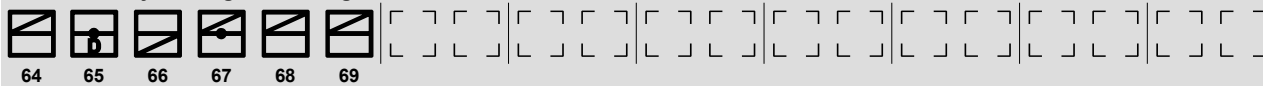
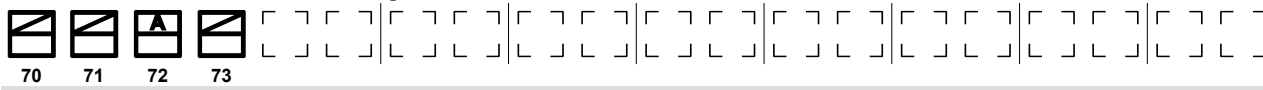
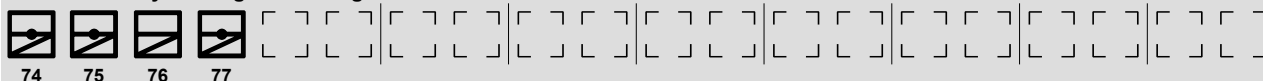
Scorecard

スコアカード / Feuille d'arbitrage

W	CARRENO BUSTA Pablo (6)	ESP	7	6
	SANDGREN Tennys	USA	5	2
Match duration: 1h31min			55min	36min

Court	Court 2	Scoring Rule	Three tie-break sets
Chair Umpire	HELWERTH Nico (GER)	Match Code	MS125
Started	17:52	Finished	19:23

1st Set







Game	Serving	PaCa	TeSa
Game 1: Tennys Sandgren Serving		1	0
Game 2: Pablo Carreno Busta Serving		1	1
Game 3: Tennys Sandgren Serving		1	2
Game 4: Pablo Carreno Busta Serving		2	2
Game 5: Tennys Sandgren Serving		3	2
Game 6: Pablo Carreno Busta Serving		4	2
Game 7: Tennys Sandgren Serving		4	3
Game 8: Pablo Carreno Busta Serving		4	4
Game 9: Tennys Sandgren Serving		4	5
Game 10: Pablo Carreno Busta Serving		5	5
Game 11: Tennys Sandgren Serving		6	5



Scorecard







スコアカード / Feuille d'arbitrage

Game 12: Pablo Carreno Busta Serving





																			
78	79	80	81	82	83														
																		PaCa	TeSa
																		7	5

2nd Set











Game 1: Tennys Sandgren Serving

																			
84	85	86	87	88	89														
																		PaCa	TeSa
																		1	0







Game 2: Pablo Carreno Busta Serving

																			
90	91	92	93																
																		PaCa	TeSa
																		2	0





Game 3: Tennys Sandgren Serving

																			
94	95	96	97	98	99	100	101	102	103										
																		PaCa	TeSa
																		2	1









Game 4: Pablo Carreno Busta Serving

																			
104	105	106	107	108	109														
																		PaCa	TeSa
																		3	1






Game 5: Tennys Sandgren Serving

																			
110	111	112	113																
																		PaCa	TeSa
																		3	2





Game 6: Pablo Carreno Busta Serving

																			
114	115	116	117	118	119	120	121												
																		PaCa	TeSa
																		4	2

Game 7: Tennys Sandgren Serving

																			
122	123	124	125	126															
																		PaCa	TeSa
																		5	2

Game 8: Pablo Carreno Busta Serving

																			
127	128	129	130																
																		PaCa	TeSa
																		6	2

Incidents Summary:

Code of Conduct Violation: 1

Code Violation (Ball Abuse) on SANDGREN, Tennys (USA) in Set 1, Game 5, Point 5 at 18:17 on 24 July 2021

Time Violation: 0



Ariake Tennis Park

有明テニスの森
Parc de Tennis d'Ariake

SAT 24 JUL 2021

Tennis

テニス / Tennis

Men's Singles

男子シングルス / Simple hommes

First Round

1回戦 / 1er tour



Scorecard

スコアカード / Feuille d'arbitrage

Legend:							
W	Winner		Double fault		Point to receiver - 2nd serve		Point to server - 2nd serve
	Ace - 1st serve		Point to receiver - 1st serve		Point to server - 1st serve		Service Break





Match Statistics

試合統計 / Statistiques du match

W	CILIC Marin	CRO	6 (5)	7	7
	MENEZES Joao (ITF)	BRA	7	5	6 (7)
Match duration: 3h23min			62min	59min	82min

Court 3

Chair Umpire: ABSOLU Manuel (FRA)

CILIC Marin				MENEZES Joao (ITF)				
1 st Set	2 nd Set	3 rd Set	Total	1 st Set	2 nd Set	3 rd Set	Total	
5	4	4	13	Total aces	3	2	1	6
1	6	5	12	Double faults	0	0	4	4
2	1	1	4	Service winners	4	0	0	4
22/36	23/43	24/44	69/123	1st serve	33/49	19/31	37/62	89/142
(61%)	(53%)	(55%)	(56%)		(67%)	(61%)	(60%)	(63%)
5	4	4	13	Aces on 1st serve	3	2	1	6
17/22	18/23	16/24	51/69	Points won on 1st serve	25/33	11/19	21/37	57/89
(77%)	(78%)	(67%)	(74%)		(76%)	(58%)	(57%)	(64%)
13/14	14/20	15/20	42/54	2nd Serve	16/16	12/12	21/25	49/53
(93%)	(70%)	(75%)	(78%)		(100%)	(100%)	(84%)	(92%)
0	0	0	0	Aces on 2nd Serve	0	0	0	0
11/14	8/20	6/20	25/54	Points won on 2nd serve	9/16	7/12	9/25	25/53
(79%)	(40%)	(30%)	(46%)		(56%)	(58%)	(36%)	(47%)
43	39	54	136	Total points won	42	35	52	129
15/49	13/31	32/62	60/142	Receiving points won	8/36	17/43	22/44	47/123
(31%)	(42%)	(52%)	(42%)		(22%)	(40%)	(50%)	(38%)
0/3	2/3	3/10	5/16	Break point conversions	0/0	1/2	3/4	4/6
(0%)	(67%)	(30%)	(31%)		(0%)	(50%)	(75%)	(67%)
4	9	10	23	Forehand winners	4	2	5	11
0	3	3	6	Backhand winners	2	2	0	4
16	15	24	55	Forced errors	21	19	23	63
13	14	22	49	Unforced errors	11	3	13	27
2/4	4/4	9/13	15/21	Net points won	5/5	0/2	2/2	7/9
(50%)	(100%)	(69%)	(71%)		(100%)	(0%)	(100%)	(78%)

	1 st Set							2 nd Set							3 rd Set																											
CILIC Marin	0	*1	1	*2	2	*3	3	*4	4	*5	5	*6	6	(5)	*1	1	*2	2	*3	3	*3	3	*4	4	*5	5	*6	6	7	*1	2	*3	4	*5	5	*5	5	*5	5	*5	6	7
MENEZES Joao (ITF)	*1	1	*2	2	*3	3	*4	4	*5	5	*6	6	7	0	*1	1	*2	2	*3	4	*5	5	*5	5	*5	0	*0	0	*0	0	*1	2	*3	4	*5	6	*6	6	(7)			

Note:
Total winners is the sum of total aces, service winners, forehand winners and backhand winners.

Legend:
ITF ITF Place **W** Winner * Server



Scorecard

スコアカード / Feuille d'arbitrage

W	CILIC Marin	CRO	6 (5)	7	7
	MENEZES Joao (ITF)	BRA	7	5	6 (7)
Match duration: 3h23min			62min	59min	82min

Court	Court 3	Scoring Rule	Three tie-break sets
Chair Umpire	ABSOLU Manuel (FRA)	Match Code	MS126
Started	16:43	Finished	20:06

1st Set





Game 1: Joao Menezes Serving													MaCi	JoMe	
													0	1	
1	2	3	4	5	6										
Game 2: Marin Cilic Serving													MaCi	JoMe	
													1	1	
7	8	9	10	11											
Game 3: Joao Menezes Serving													MaCi	JoMe	
													1	2	
12	13	14	15	16											
Game 4: Marin Cilic Serving													MaCi	JoMe	
													2	2	
17	18	19	20	21	22										
Game 5: Joao Menezes Serving													MaCi	JoMe	
													2	3	
23	24	25	26	27	28										
Game 6: Marin Cilic Serving													MaCi	JoMe	
													3	3	
29	30	31	32	33	34										
Game 7: Joao Menezes Serving													MaCi	JoMe	
													3	4	
35	36	37	38												
Game 8: Marin Cilic Serving													MaCi	JoMe	
													4	4	
39	40	41	42												
Game 9: Joao Menezes Serving													MaCi	JoMe	
													4	5	
43	44	45	46	47	48										
Game 10: Marin Cilic Serving													MaCi	JoMe	
													5	5	
49	50	51	52	53											
Game 11: Joao Menezes Serving													MaCi	JoMe	
													5	6	
54	55	56	57	58	59	60	61	62	63	64	65	66	67	68	69



Scorecard

スコアカード / Feuille d'arbitrage




Game 12: Marin Cilic Serving

	70	71	72	73											MaCi	JoMe
															6	6

TB - Marin Cilic


	75	76	79	80	83	84								MaCi	JoMe
														6	7

TB - Joao Menezes







	74	77	78	81	82	85								MaCi	JoMe
														(5)	(7)

2nd Set



Game 1: Marin Cilic Serving

	86	87	88	89										MaCi	JoMe
														1	0





Game 2: Joao Menezes Serving

	90	91	92	93	94	95								MaCi	JoMe
														1	1

Game 3: Marin Cilic Serving

	96	97	98	99	100	101								MaCi	JoMe
														2	1






Game 4: Joao Menezes Serving

	102	103	104	105										MaCi	JoMe
														2	2

Game 5: Marin Cilic Serving

	106	107	108	109	110	111	112	113	114	115	116	117					MaCi	JoMe
																	3	2







Game 6: Joao Menezes Serving

	118	119	120	121	122									MaCi	JoMe
														3	3

Game 7: Marin Cilic Serving

	123	124	125	126	127									MaCi	JoMe
														3	4







Game 8: Joao Menezes Serving

	128	129	130	131	132	133								MaCi	JoMe
														3	5



Game 9: Marin Cilic Serving

	134	135	136	137	138	139	140	141	142	143						MaCi	JoMe
																4	5

Game 10: Joao Menezes Serving

	144	145	146	147	148	149								MaCi	JoMe
														5	5

Game 11: Marin Cilic Serving

	150	151	152	153	154	155								MaCi	JoMe
														6	5



Ariake Tennis Park

有明テニスの森
Parc de Tennis d'Ariake

SAT 24 JUL 2021

Tennis

テニス / Tennis

Men's Singles

男子シングルス / Simple hommes

First Round

1回戦 / 1er tour



Scorecard

スコアカード / Feuille d'arbitrage

TB - Joao Menezes

																MaCi	JoMe
251	252	255	256	259	260	263	264									(9)	(7)

Incidents Summary:

Code of Conduct Violation: 0

Time Violation: 1

Time Violation on CILIC, Marin (CRO) in Set 3, Game 7, Point 6 at 19:25 on 24 July 2021

ITF	ITF Place	TB	Tie-break	W	Winner		Double fault
	Point to receiver - 2nd serve		Point to server - 2nd serve		Ace - 1st serve		Point to receiver - 1st serve
	Point to server - 1st serve		Service Break				





Match Statistics

試合統計 / Statistiques du match

W	KOEPFER Dominik	GER	3	6	7
	BAGNIS Facundo	ARG	6	3	5
Match duration: 2h08min			30min	43min	55min

Court 7

Chair Umpire: CAMPISTOL Jaume (ESP)

KOEPFER Dominik				BAGNIS Facundo			
1 st Set	2 nd Set	3 rd Set	Total	1 st Set	2 nd Set	3 rd Set	Total
3	2	4	9	Total aces	2	2	5
0	1	0	1	Double faults	1	3	9
1	3	2	6	Service winners	5	2	14
27/35	26/33	27/42	80/110	1st serve	13/20	18/26	51/81
(77%)	(79%)	(64%)	(73%)		(65%)	(69%)	(63%)
3	2	3	8	Aces on 1st serve	2	2	5
13/27	18/26	19/27	50/80	Points won on 1st serve	11/13	10/18	37/51
(48%)	(69%)	(70%)	(63%)		(85%)	(56%)	(73%)
8/8	6/7	15/15	29/30	2nd Serve	6/7	5/8	21/30
(100%)	(86%)	(100%)	(97%)		(86%)	(63%)	(70%)
0	0	1	1	Aces on 2nd Serve	0	0	0
2/8	3/7	7/15	12/30	Points won on 2nd serve	3/7	2/8	8/30
(25%)	(43%)	(47%)	(40%)		(43%)	(25%)	(27%)
21	35	42	98	Total points won	34	24	93
6/20	14/26	16/35	36/81	Receiving points won	20/35	12/33	48/110
(30%)	(54%)	(46%)	(44%)		(57%)	(36%)	(44%)
1/1	2/2	2/2	5/5	Break point conversions	3/6	1/5	5/14
(100%)	(100%)	(100%)	(100%)		(50%)	(20%)	(36%)
2	2	5	9	Forehand winners	6	3	13
0	4	4	8	Backhand winners	0	0	2
13	16	18	47	Forced errors	7	18	42
2	1	3	6	Unforced errors	3	6	18
1/1	2/6	6/12	9/19	Net points won	2/2	2/4	6/8
(100%)	(33%)	(50%)	(47%)		(100%)	(50%)	(75%)

	1 st Set					2 nd Set					3 rd Set																			
KOEPFER Dominik	*0	0	*1	2	*2	*2	2	*3	3	*1	1	*2	3	*3	3	*4	5	*6	0	*1	2	*2	2	*3	3	*4	4	*5	6	*7
BAGNIS Facundo	1	*2	2	*2	3	4	*5	5	*6	0	*1	1	*1	2	*3	3	*3	3	*1	1	*1	2	*3	3	*4	4	*5	5	*5	5

Note:
Total winners is the sum of total aces, service winners, forehand winners and backhand winners.

Legend:
W Winner * Server



Scorecard

スコアカード / Feuille d'arbitrage

W	KOEPFER Dominik	GER	3	6	7
	BAGNIS Facundo	ARG	6	3	5
Match duration: 2h07min			30min	43min	54min

Court	Court 7	Scoring Rule	Three tie-break sets
Chair Umpire	CAMPISTOL Jaume (ESP)	Match Code	MS127
Started	15:45	Finished	17:53

1st Set

Game	Serving	DoKo	FaBa
Game 1	Facundo Bagnis	0	1
Game 2	Dominik Koepfer	1	1
Game 3	Facundo Bagnis	1	2
Game 4	Dominik Koepfer	2	2
Game 5	Facundo Bagnis	2	3
Game 6	Dominik Koepfer	2	4
Game 7	Facundo Bagnis	2	5
Game 8	Dominik Koepfer	3	5
Game 9	Facundo Bagnis	3	6

2nd Set

Game	Serving	DoKo	FaBa
Game 1	Dominik Koepfer	1	0



Scorecard

スコアカード / Feuille d'arbitrage

Game 2: Facundo Bagnis Serving

DoKo FaBa



1	1
---	---

Game 3: Dominik Koepfer Serving

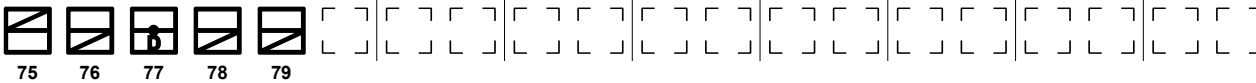
DoKo FaBa



2	1
---	---

Game 4: Facundo Bagnis Serving

DoKo FaBa

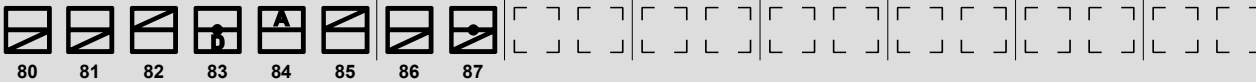


3	1
---	---



Game 5: Dominik Koepfer Serving

DoKo FaBa

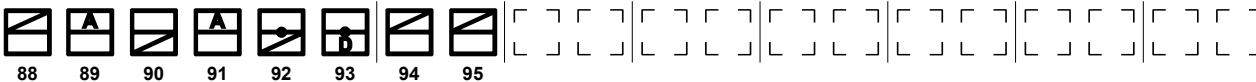


3	2
---	---



Game 6: Facundo Bagnis Serving

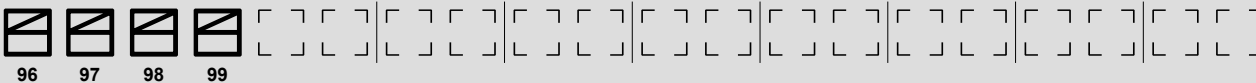
DoKo FaBa



3	3
---	---

Game 7: Dominik Koepfer Serving

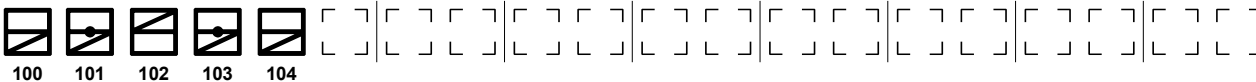
DoKo FaBa



4	3
---	---

Game 8: Facundo Bagnis Serving

DoKo FaBa

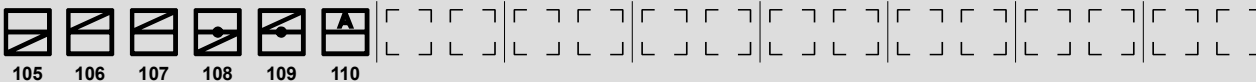


5	3
---	---



Game 9: Dominik Koepfer Serving

DoKo FaBa

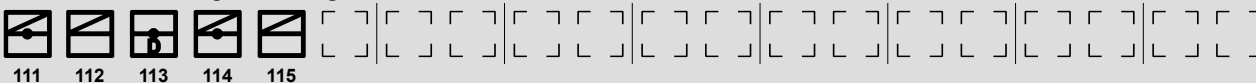


6	3
---	---

3rd Set

Game 1: Facundo Bagnis Serving

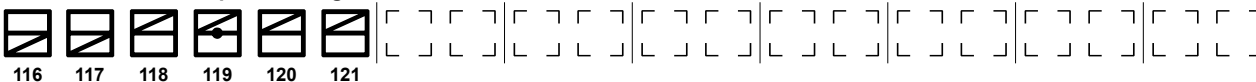
DoKo FaBa



0	1
---	---

Game 2: Dominik Koepfer Serving

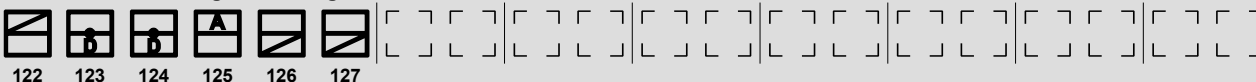
DoKo FaBa



1	1
---	---

Game 3: Facundo Bagnis Serving

DoKo FaBa

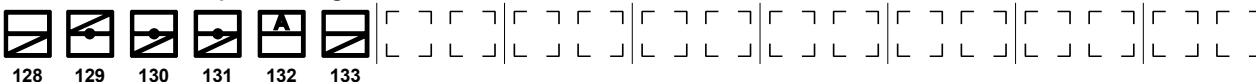


2	1
---	---



Game 4: Dominik Koepfer Serving

DoKo FaBa

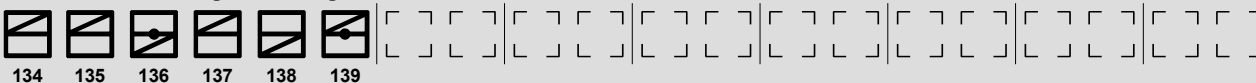


2	2
---	---



Game 5: Facundo Bagnis Serving

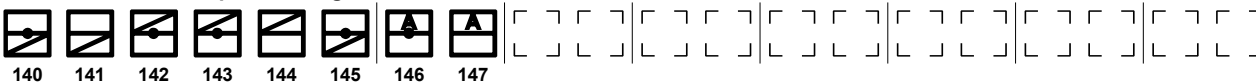
DoKo FaBa



2	3
---	---

Game 6: Dominik Koepfer Serving

DoKo FaBa



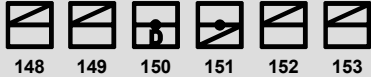
3	3
---	---



Scorecard

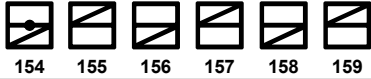
スコアカード / Feuille d'arbitrage

Game 7: Facundo Bagnis Serving



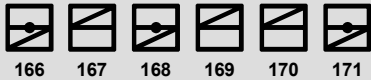
DoKo	FaBa
3	4

Game 8: Dominik Koepfer Serving



DoKo	FaBa
4	4

Game 9: Facundo Bagnis Serving



DoKo	FaBa
4	5

Game 10: Dominik Koepfer Serving




DoKo	FaBa
5	5

Game 11: Facundo Bagnis Serving



DoKo	FaBa
6	5

Game 12: Dominik Koepfer Serving



DoKo	FaBa
7	5

Incidents Summary:

Code of Conduct Violation: 1

Code Violation (Ball Abuse) on KOEPFER, Dominik (GER) in Set 2, Game 2, Point 5 at 16:25 on 25 July 2021

Time Violation: 1

Time Violation on BAGNIS, Facundo (ARG) in Set 1, Game 6, Point 6 at 16:05 on 25 July 2021

Legend:

Winner	Ace - 2nd serve	Double fault	Point to receiver - 2nd serve
Point to server - 2nd serve	Ace - 1st serve	Point to receiver - 1st serve	Point to server - 1st serve
Service Break			


Match Statistics

試合統計 / Statistiques du match

W	PURCELL Max (ALT)	AUS	6	7
	AUGER-ALIASIME Felix (9)	CAN	4	6 (2)
Match duration: 1h57min			49min	68min

Centre Court

Chair Umpire: HELWERTH Nico (GER)

PURCELL Max (ALT)				AUGER-ALIASIME Felix (9)			
1 st Set	2 nd Set	3 rd Set	Total	1 st Set	2 nd Set	3 rd Set	Total
2	2		4	3	5		8
0	1		1	3	6		9
1	1		2	3	0		3
19/29 (66%)	21/38 (55%)		40/67 (60%)	18/37 (49%)	24/45 (53%)		42/82 (51%)
2	2		4	3	5		8
16/19 (84%)	17/21 (81%)		33/40 (83%)	11/18 (61%)	17/24 (71%)		28/42 (67%)
10/10 (100%)	16/17 (94%)		26/27 (96%)	16/19 (84%)	15/21 (71%)		31/40 (78%)
0	0		0	0	0		0
6/10 (60%)	9/17 (53%)		15/27 (56%)	11/19 (58%)	9/21 (43%)		20/40 (50%)
37	45		82	29	38		67
15/37 (41%)	19/45 (42%)		34/82 (41%)	7/29 (24%)	12/38 (32%)		19/67 (28%)
1/3 (33%)	1/2 (50%)		2/5 (40%)	0/2 (0%)	1/3 (33%)		1/5 (20%)
4	3		7	2	8		10
3	4		7	2	3		5
16	17		33	16	23		39
3	5		8	11	12		23
5/9 (56%)	5/6 (83%)		10/15 (67%)	2/8 (25%)	13/21 (62%)		15/29 (52%)

	1 st Set						2 nd Set						
	0	*1	1	*2	2	*3	4	*5	5	*6	6	7	
PURCELL Max (ALT)													
AUGER-ALIASIME Felix (9)	*1	1	*2	2	*3	3	*4	4	*5	5	*6	6	

Note:
 Total winners is the sum of total aces, service winners, forehand winners and backhand winners.

Legend:
ALT Alternate **W** Winner ***** Server



Scorecard

スコアカード / Feuille d'arbitrage

W	PURCELL Max (ALT)	AUS	6	7
	AUGER-ALIASSIME Felix (9)	CAN	4	6 (2)
Match duration: 1h55min			48min	67min

Court	Centre Court	Scoring Rule	Three tie-break sets
Chair Umpire	HELWERTH Nico (GER)	Match Code	MS128
Started	14:48	Finished	16:43

1st Set

Game 1: Felix Auger-Aliassime Serving														MaPu	FeAu	
															0	1
1	2	3	4	5												
Game 2: Max Purcell Serving														MaPu	FeAu	
															1	1
6	7	8	9	10	11	12	13	14	15							
Game 3: Felix Auger-Aliassime Serving														MaPu	FeAu	
															1	2
16	17	18	19	20	21	22	23	24	25							
Game 4: Max Purcell Serving														MaPu	FeAu	
															2	2
26	27	28	29	30	31											
Game 5: Felix Auger-Aliassime Serving														MaPu	FeAu	
															2	3
32	33	34	35	36	37	38	39									
Game 6: Max Purcell Serving														MaPu	FeAu	
															3	3
40	41	42	43													
Game 7: Felix Auger-Aliassime Serving														MaPu	FeAu	
															4	3
44	45	46	47	48	49											
Game 8: Max Purcell Serving														MaPu	FeAu	
															5	3
50	51	52	53													
Game 9: Felix Auger-Aliassime Serving														MaPu	FeAu	
															5	4
54	55	56	57	58	59	60	61									
Game 10: Max Purcell Serving														MaPu	FeAu	
															6	4
62	63	64	65	66												

2nd Set



Scorecard

スコアカード / Feuille d'arbitrage

Game 1: Felix Auger-Aliassime Serving														MaPu	FeAu
														0	1
67	68	69	70	71	72	73	74	75	76						
Game 2: Max Purcell Serving														MaPu	FeAu
														1	1
77	78	79	80	81	82	83	84								
Game 3: Felix Auger-Aliassime Serving														MaPu	FeAu
														2	1
85	86	87	88												
Game 4: Max Purcell Serving														MaPu	FeAu
														3	1
89	90	91	92	93											
Game 5: Felix Auger-Aliassime Serving														MaPu	FeAu
														3	2
94	95	96	97	98	99										
Game 6: Max Purcell Serving														MaPu	FeAu
														3	3
100	101	102	103	104											
Game 7: Felix Auger-Aliassime Serving														MaPu	FeAu
														3	4
105	106	107	108	109											
Game 8: Max Purcell Serving														MaPu	FeAu
														4	4
110	111	112	113	114											
Game 9: Felix Auger-Aliassime Serving														MaPu	FeAu
														4	5
115	116	117	118	119	120	121	122	123	124						
Game 10: Max Purcell Serving														MaPu	FeAu
														5	5
125	126	127	128	129	130										
Game 11: Felix Auger-Aliassime Serving														MaPu	FeAu
														5	6
131	132	133	134	135											
Game 12: Max Purcell Serving														MaPu	FeAu
														6	6
136	137	138	139	140											
TB - Max Purcell														MaPu	FeAu
														7	6
142	143			146	147										
TB - Felix Auger-Aliassime														MaPu	FeAu
														(7)	(2)
141			144	145		148	149								



Ariake Tennis Park

有明テニスの森
Parc de Tennis d'Ariake

SUN 25 JUL 2021

Tennis

テニス / Tennis

Men's Singles

男子シングルス / Simple hommes

First Round

1回戦 / 1er tour



Scorecard

スコアカード / Feuille d'arbitrage

Incidents Summary:

Code of Conduct Violation: 0
Time Violation: 0

ALT	Alternate	TB	Tie-break	W	Winner		Double fault
	Point to receiver - 2nd serve		Point to server - 2nd serve		Ace - 1st serve		Point to receiver - 1st serve
	Point to server - 1st serve		Service Break				




Match Statistics

試合統計 / Statistiques du match

W	FOGNINI Fabio (15)	ITA	6	6
	SUGITA Yuichi	JPN	4	3
Match duration: 1h48min			67min	42min

Court 3

Chair Umpire: KEOTHAVONG James (GBR)

FOGNINI Fabio (15)				SUGITA Yuichi				
1 st Set	2 nd Set	3 rd Set	Total		1 st Set	2 nd Set	3 rd Set	Total
7	3		10	Total aces	1	1		2
3	1		4	Double faults	1	0		1
0	0		0	Service winners	3	0		3
23/39	18/32		41/71	1st serve	36/62	13/25		49/87
(59%)	(56%)		(58%)		(58%)	(52%)		(56%)
7	3		10	Aces on 1st serve	1	1		2
18/23	15/18		33/41	Points won on 1st serve	22/36	9/13		31/49
(78%)	(83%)		(80%)		(61%)	(69%)		(63%)
13/16	13/14		26/30	2nd Serve	25/26	12/12		37/38
(81%)	(93%)		(87%)		(96%)	(100%)		(97%)
0	0		0	Aces on 2nd Serve	0	0		0
8/16	6/14		14/30	Points won on 2nd serve	11/26	5/12		16/38
(50%)	(43%)		(47%)		(42%)	(42%)		(42%)
55	32		87	Total points won	46	25		71
29/62	11/25		40/87	Receiving points won	13/39	11/32		24/71
(47%)	(44%)		(46%)		(33%)	(34%)		(34%)
1/9	2/3		3/12	Break point conversions	0/1	0/2		0/3
(11%)	(67%)		(25%)		(0%)	(0%)		(0%)
11	4		15	Forehand winners	5	1		6
4	3		7	Backhand winners	1	2		3
14	13		27	Forced errors	17	11		28
22	8		30	Unforced errors	16	11		27
3/7	3/5		6/12	Net points won	2/2	2/3		4/5
(43%)	(60%)		(50%)		(100%)	(67%)		(80%)

	1 st Set						2 nd Set						
	0	*1	1	*2	2	*3	3	*4	4	*5	5	*6	
FOGNINI Fabio (15)													
SUGITA Yuichi	*	1	*	2	2	*3	*1	1	*2	2	*3	3	*3

Note:
Total winners is the sum of total aces, service winners, forehand winners and backhand winners.

Legend:
W Winner * Server



Scorecard

スコアカード / Feuille d'arbitrage

W	FOGNINI Fabio (15)	ITA	6	6
	SUGITA Yuichi	JPN	4	3
Match duration: 1h48min			67min	41min

Court	Court 3	Scoring Rule	Three tie-break sets
Chair Umpire	KEOTHAVONG James (GBR)	Match Code	MS129
Started	14:33	Finished	16:22

1st Set

Game 1: Yuichi Sugita Serving														FaFo	YuSu				
															0	1			
1	2	3	4	5	6														
Game 2: Fabio Fognini Serving														FaFo	YuSu				
																	1	1	
7	8	9	10	11															
Game 3: Yuichi Sugita Serving														FaFo	YuSu				
																	1	2	
12	13	14	15	16	17	18	19	20	21	22	23	24	25						
Game 4: Fabio Fognini Serving														FaFo	YuSu				
																	2	2	
26	27	28	29	30	31	32	33												
Game 5: Yuichi Sugita Serving														FaFo	YuSu				
																	2	3	
34	35	36	37	38	39	40	41	42	43	44	45	46	47	48	49	50	51		
Game 6: Fabio Fognini Serving														FaFo	YuSu				
																	3	3	
52	53	54	55	56	57	58	59	60	61	62	63	64	65						
Game 7: Yuichi Sugita Serving														FaFo	YuSu				
																	3	4	
66	67	68	69	70	71	72	73	74	75	76	77	78	79	80	81	82	83	84	85
Game 8: Fabio Fognini Serving														FaFo	YuSu				
																	4	4	
86	87	88	89	90	91	92	93												
Game 9: Yuichi Sugita Serving														FaFo	YuSu				
																	5	4	
94	95	96	97																
Game 10: Fabio Fognini Serving														FaFo	YuSu				
																	6	4	
98	99	100	101																

2nd Set


Scorecard

スコアカード / Feuille d'arbitrage

Game 1: Yuichi Sugita Serving														FaFo	YuSu
														0	1
102	103	104	105												
Game 2: Fabio Fognini Serving														FaFo	YuSu
														1	1
106	107	108	109												
Game 3: Yuichi Sugita Serving														FaFo	YuSu
														1	2
110	111	112	113	114	115										
Game 4: Fabio Fognini Serving														FaFo	YuSu
														2	2
116	117	118	119	120	121	122	123	124	125						
Game 5: Yuichi Sugita Serving														FaFo	YuSu
														3	2
126	127	128	129												
Game 6: Fabio Fognini Serving														FaFo	YuSu
														4	2
130	131	132	133	134	135	136	137	138	139						
Game 7: Yuichi Sugita Serving														FaFo	YuSu
														4	3
140	141	142	143	144	145										
Game 8: Fabio Fognini Serving														FaFo	YuSu
														5	3
146	147	148	149	150	151	152	153								
Game 9: Yuichi Sugita Serving														FaFo	YuSu
														6	3
154	155	156	157	158	159										

Incidents Summary:

Code of Conduct Violation: 1

Code Violation (Ball Abuse) on FOGNINI, Fabio (ITA) in Set 1, Game 7, Point 20 at 15:29 on 24 July 2021

Time Violation: 0

Legend:							
	Winner		Double fault		Point to receiver - 2nd serve		Point to server - 2nd serve
	Ace - 1st serve		Point to receiver - 1st serve		Point to server - 1st serve		Service Break



Match Statistics
試合統計 / Statistiques du match

W	GERASIMOV Egor	BLR	4	6	6
	SIMON Gilles	FRA	6	3	4
Match duration: 2h33min			49min	44min	60min

Court 8

Chair Umpire: VELJOVIC Marijana (SRB)

GERASIMOV Egor				SIMON Gilles			
1 st Set	2 nd Set	3 rd Set	Total	1 st Set	2 nd Set	3 rd Set	Total
6	3	1	10	1	1	1	3
3	2	0	5	4	2	3	9
0	1	1	2	0	0	0	0
29/39	25/31	25/36	79/106	24/33	22/38	21/31	67/102
(74%)	(81%)	(69%)	(75%)	(73%)	(58%)	(68%)	(66%)
6	3	1	10	1	1	1	3
18/29	19/25	11/25	48/79	15/24	12/22	9/21	36/67
(62%)	(76%)	(44%)	(61%)	(63%)	(55%)	(43%)	(54%)
7/10	4/6	11/11	22/27	5/9	14/16	7/10	26/35
(70%)	(67%)	(100%)	(81%)	(56%)	(88%)	(70%)	(74%)
0	0	0	0	0	0	0	0
1/10	1/6	7/11	9/27	3/9	6/16	5/10	14/35
(10%)	(17%)	(64%)	(33%)	(33%)	(38%)	(50%)	(40%)
34	40	35	109	38	29	32	99
15/33	20/38	17/31	52/102	20/39	11/31	18/36	49/106
(45%)	(53%)	(55%)	(51%)	(51%)	(35%)	(50%)	(46%)
2/4	2/6	3/8	7/18	3/6	1/5	3/5	7/16
(50%)	(33%)	(38%)	(39%)	(50%)	(20%)	(60%)	(44%)
3	8	7	18	6	1	2	9
1	3	3	7	1	1	6	8
5	7	12	24	5	13	13	31
25	19	9	53	19	12	10	41
2/4	6/7	4/7	12/18	0/2	0/0	3/3	3/5
(50%)	(86%)	(57%)	(67%)	(0%)	(0%)	(100%)	(60%)

	1 st Set				2 nd Set				3 rd Set																			
GERASIMOV Egor	*0	0	*1	2	*2	2	*3	4	*4	4	0	*0	*0	1	*1	2	3	*4	5	*6								
SIMON Gilles	1	*2	2	*2	3	*4	4	*4	5	*6	1	*1	1	*1	1	*2	2	*3	3	*1	2	3	*3	4	*4	4	*4	4

Note:
Total winners is the sum of total aces, service winners, forehand winners and backhand winners.

Legend:
W Winner * Server



Scorecard

スコアカード / Feuille d'arbitrage

W	GERASIMOV Egor	BLR	4	6	6
	SIMON Gilles	FRA	6	3	4
Match duration: 2h33min			49min	49min	55min

Court	Court 8	Scoring Rule	Three tie-break sets
Chair Umpire	VELJOVIC Marijana (SRB)	Match Code	MS130
Started	14:57	Finished	17:31

1st Set

Game 1: Egor Gerasimov Serving													EgGe	GiSi
													0	1
1	2	3	4	5	6	7	8							
Game 2: Gilles Simon Serving													EgGe	GiSi
													0	2
9	10	11	12											
Game 3: Egor Gerasimov Serving													EgGe	GiSi
													1	2
13	14	15	16	17										
Game 4: Gilles Simon Serving													EgGe	GiSi
													2	2
18	19	20	21	22	23									
Game 5: Egor Gerasimov Serving													EgGe	GiSi
													2	3
24	25	26	27	28	29	30	31	32	33	34	35			
Game 6: Gilles Simon Serving													EgGe	GiSi
													2	4
36	37	38	39	40	41	42	43							
Game 7: Egor Gerasimov Serving													EgGe	GiSi
													3	4
44	45	46	47	48	49	50	51							
Game 8: Gilles Simon Serving													EgGe	GiSi
													4	4
52	53	54	55	56										
Game 9: Egor Gerasimov Serving													EgGe	GiSi
													4	5
57	58	59	60	61	62									
Game 10: Gilles Simon Serving													EgGe	GiSi
													4	6
63	64	65	66	67	68	69	70	71	72					

2nd Set



Scorecard

スコアカード / Feuille d'arbitrage

Game 1: Egor Gerasimov Serving														EgGe	GiSi	
														0	1	☀
73	74	75	76	77												
Game 2: Gilles Simon Serving														EgGe	GiSi	
														1	1	☀
78	79	80	81	82	83	84	85	86	87	88	89					
Game 3: Egor Gerasimov Serving														EgGe	GiSi	
														2	1	
90	91	92	93	94	95											
Game 4: Gilles Simon Serving														EgGe	GiSi	
														3	1	☀
96	97	98	99													
Game 5: Egor Gerasimov Serving														EgGe	GiSi	
														4	1	
100	101	102	103													
Game 6: Gilles Simon Serving														EgGe	GiSi	
														4	2	
104	105	106	107	108	109	110	111	112	113							
Game 7: Egor Gerasimov Serving														EgGe	GiSi	
														5	2	
114	115	116	117	118	119	120	121	122	123	124	125					
Game 8: Gilles Simon Serving														EgGe	GiSi	
														5	3	
126	127	128	129	130	131	132	133	134	135	136	137	138	139			
Game 9: Egor Gerasimov Serving														EgGe	GiSi	
														6	3	
140	141	142	143	144												
3rd Set																
Game 1: Gilles Simon Serving														EgGe	GiSi	
														0	1	
145	146	147	148													
Game 2: Egor Gerasimov Serving														EgGe	GiSi	
														0	2	☀
149	150	151	152	153	154											
Game 3: Gilles Simon Serving														EgGe	GiSi	
														0	3	
155	156	157	158	159	160	161	162									
Game 4: Egor Gerasimov Serving														EgGe	GiSi	
														1	3	
163	164	165	166													
Game 5: Gilles Simon Serving														EgGe	GiSi	
														1	4	
167	168	169	170	171	172	173	174									



Scorecard

スコアカード / Feuille d'arbitrage

Game 6: Egor Gerasimov Serving

														EgGe	GiSi	
															2	4
175	176	177	178	179	180											

Game 7: Gilles Simon Serving

														EgGe	GiSi	
															3	4
181	182	183	184	185	186											

Game 8: Egor Gerasimov Serving

														EgGe	GiSi	
															4	4
187	188	189	190	191	192	193	194									

Game 9: Gilles Simon Serving

														EgGe	GiSi	
															5	4
195	196	197	198	199	200											

Game 10: Egor Gerasimov Serving

														EgGe	GiSi	
															6	4
201	202	203	204	205												

Incidents Summary:

Code of Conduct Violation: 0

Time Violation: 1

Time Violation on SIMON, Gilles (FRA) in Set 2, Game 7, Point 6 at 16:22 on 24 July 2021

Legend:					
	Winner		Double fault		Point to receiver - 2nd serve
	Ace - 1st serve		Point to receiver - 1st serve		Point to server - 2nd serve
			Point to server - 1st serve		Service Break


Match Statistics

試合統計 / Statistiques du match

W	NAGAL Sumit (ITF)	IND	6	6 (6)	6
	ISTOMIN Denis (ITF)	UZB	4	7	4
Match duration: 2h44min			42min	71min	51min

Court 10

Chair Umpire: EL JENNATI Mohamed (MAR)

NAGAL Sumit (ITF)				ISTOMIN Denis (ITF)				
1 st Set	2 nd Set	3 rd Set	Total	1 st Set	2 nd Set	3 rd Set	Total	
2	4	2	8	Total aces	4	4	9	17
1	5	3	9	Double faults	2	1	0	3
0	0	0	0	Service winners	0	1	0	1
28/35	39/59	19/31	86/125	1st serve	21/29	20/35	21/30	62/94
(80%)	(66%)	(61%)	(69%)		(72%)	(57%)	(70%)	(66%)
2	3	2	7	Aces on 1st serve	4	3	8	15
21/28	27/39	14/19	62/86	Points won on 1st serve	13/21	17/20	16/21	46/62
(75%)	(69%)	(74%)	(72%)		(62%)	(85%)	(76%)	(74%)
6/7	15/20	9/12	30/39	2nd Serve	6/8	14/15	9/9	29/32
(86%)	(75%)	(75%)	(77%)		(75%)	(93%)	(100%)	(91%)
0	1	0	1	Aces on 2nd Serve	0	1	1	2
3/7	5/20	8/12	16/39	Points won on 2nd serve	5/8	5/15	4/9	14/32
(43%)	(25%)	(67%)	(41%)		(63%)	(33%)	(44%)	(44%)
35	45	32	112	Total points won	29	49	29	107
11/29	13/35	10/30	34/94	Receiving points won	11/35	27/59	9/31	47/125
(38%)	(37%)	(33%)	(36%)		(31%)	(46%)	(29%)	(38%)
1/2	2/2	1/2	4/6	Break point conversions	0/3	2/9	0/2	2/14
(50%)	(100%)	(50%)	(67%)		(0%)	(22%)	(0%)	(14%)
5	7	4	16	Forehand winners	4	5	2	11
1	1	3	5	Backhand winners	0	4	1	5
3	13	1	17	Forced errors	10	18	4	32
18	22	16	56	Unforced errors	17	15	19	51
3/3	4/4	3/3	10/10	Net points won	0/2	4/5	1/2	5/9
(100%)	(100%)	(100%)	(100%)		(0%)	(80%)	(50%)	(56%)

	1 st Set						2 nd Set						3 rd Set								
	*1	1*2	2*3	3*4	4*5	6	*1	2*2	3*4	4*5	5*5	5*6	6	6(6)	0	*1	1*2	2*3	3*4	4*5	6
NAGAL Sumit (ITF)																					
ISTOMIN Denis (ITF)	0	*1	1	*2	2	*3	0	*0	1	*1	1	*2	2	*3	4	*5	4	*5	5	*6	6

Note:
Total winners is the sum of total aces, service winners, forehand winners and backhand winners.

Legend:
ITF ITF Place **W** Winner * Server



Scorecard

スコアカード / Feuille d'arbitrage

W	NAGAL Sumit (ITF)	IND	6	6 (6)	6
	ISTOMIN Denis (ITF)	UZB	4	7	4
Match duration: 2h34min			42min	71min	41min

Court	Court 10	Scoring Rule	Three tie-break sets
Chair Umpire	EL JENNATI Mohamed (MAR)	Match Code	MS131
Started	12:28	Finished	15:12

1st Set

Game	Serving	SuNa	Dels
Game 1	Sumit Nagal	1	0
Game 2	Denis Istomin	1	1
Game 3	Sumit Nagal	2	1
Game 4	Denis Istomin	2	2
Game 5	Sumit Nagal	3	2
Game 6	Denis Istomin	3	3
Game 7	Sumit Nagal	4	3
Game 8	Denis Istomin	4	4
Game 9	Sumit Nagal	5	4
Game 10	Denis Istomin	6	4

2nd Set



Scorecard

スコアカード / Feuille d'arbitrage























































































































































Game	Serving	Score	SuNa	Dels
Game 1	Sumit Nagal	65-70	1	0
Game 2	Denis Istomin	71-75	2	0
Game 3	Sumit Nagal	76-81	2	1
Game 4	Denis Istomin	82-85	3	1
Game 5	Sumit Nagal	86-97	4	1
Game 6	Denis Istomin	98-102	4	2
Game 7	Sumit Nagal	103-116	5	2
Game 8	Denis Istomin	117-120	5	3
Game 9	Sumit Nagal	121-126	5	4
Game 10	Denis Istomin	127-132	5	5
Game 11	Sumit Nagal	133-140	6	5
Game 12	Denis Istomin	141-144	6	6
TB - Sumit Nagal		145-157	6	7
TB - Denis Istomin		146-158	(6)	(8)

3rd Set



Scorecard

スコアカード / Feuille d'arbitrage

Game 1: Denis Istomin Serving														SuNa	Dels	
															0	1
159	160	161	162													
Game 2: Sumit Nagal Serving														SuNa	Dels	
															1	1
163	164	165	166	167	168	169	170	171	172							
Game 3: Denis Istomin Serving														SuNa	Dels	
															1	2
173	174	175	176	177												
Game 4: Sumit Nagal Serving														SuNa	Dels	
															2	2
178	179	180	181	182												
Game 5: Denis Istomin Serving														SuNa	Dels	
															2	3
183	184	185	186	187												
Game 6: Sumit Nagal Serving														SuNa	Dels	
															3	3
188	189	190	191	192												
Game 7: Denis Istomin Serving														SuNa	Dels	
															3	4
193	194	195	196	197	198											
Game 8: Sumit Nagal Serving														SuNa	Dels	
															4	4
199	200	201	202	203	204											
Game 9: Denis Istomin Serving														SuNa	Dels	
															5	4
205	206	207	208	209	210	211	212									
Game 10: Sumit Nagal Serving														SuNa	Dels	
															6	4
213	214	215	216	217												

Incidents Summary:

Code of Conduct Violation: 0
Time Violation: 0



Ariake Tennis Park

有明テニスの森
Parc de Tennis d'Ariake

SAT 24 JUL 2021

Tennis

テニス / Tennis

Men's Singles

男子シングルス / Simple hommes

First Round

1回戦 / 1er tour



Scorecard

スコアカード / Feuille d'arbitrage

Legend:							
ITF	ITF Place	TB	Tie-break	W	Winner		Ace - 2nd serve
	Double fault		Point to receiver - 2nd serve		Point to server - 2nd serve		Ace - 1st serve
	Point to receiver - 1st serve		Point to server - 1st serve		Service Break		





Match Statistics

試合統計 / Statistiques du match

	BUBLIK Alexander	KAZ	4	6 (8)
W	MEDVEDEV Daniil (2)	ROC	6	7
Match duration: 1h39min			34min	65min

Centre Court

Chair Umpire: DUMUSOIS Damien (FRA)

BUBLIK Alexander				MEDVEDEV Daniil (2)				
1 st Set	2 nd Set	3 rd Set	Total		1 st Set	2 nd Set	3 rd Set	Total
0	8		8	Total aces	6	5		11
2	4		6	Double faults	1	0		1
0	0		0	Service winners	0	0		0
20/38	18/42		38/80	1st serve	15/23	26/52		41/75
(53%)	(43%)		(48%)		(65%)	(50%)		(55%)
0	8		8	Aces on 1st serve	6	4		10
16/20	13/18		29/38	Points won on 1st serve	13/15	19/26		32/41
(80%)	(72%)		(76%)		(87%)	(73%)		(78%)
16/18	20/24		36/42	2nd Serve	7/8	26/26		33/34
(89%)	(83%)		(86%)		(88%)	(100%)		(97%)
0	0		0	Aces on 2nd Serve	0	1		1
6/18	12/24		18/42	Points won on 2nd serve	7/8	14/26		21/34
(33%)	(50%)		(43%)		(88%)	(54%)		(62%)
25	44		69	Total points won	36	50		86
3/23	19/52		22/75	Receiving points won	16/38	17/42		33/80
(13%)	(37%)		(29%)		(42%)	(40%)		(41%)
0/0	1/4		1/4	Break point conversions	1/4	1/1		2/5
(0%)	(25%)		(25%)		(25%)	(100%)		(40%)
5	10		15	Forehand winners	1	4		5
1	5		6	Backhand winners	3	4		7
10	17		27	Forced errors	13	6		19
16	20		36	Unforced errors	6	15		21
8/12	13/21		21/33	Net points won	2/4	6/11		8/15
(67%)	(62%)		(64%)		(50%)	(55%)		(53%)

	1 st Set								2 nd Set														
BUBLIK Alexander	*0	0	*1	1	*2	2	*3	3	*4	4	*1	2	*3	3	*4	4	*5	5	*6	6	6(8)		
MEDVEDEV Daniil (2)	1	*2	2	*3	3	*4	4	*5	5	*6	0	*0	0	*1	2	*3	3	*4	4	*5	5	*6	7

Note:
Total winners is the sum of total aces, service winners, forehand winners and backhand winners.

Legend:
W Winner * Server



Scorecard

スコアカード / Feuille d'arbitrage

	BUBLIK Alexander	KAZ	4	6 (8)
W	MEDVEDEV Daniil (2)	ROC	6	7
Match duration: 1h38min			34min	64min

Court	Centre Court	Scoring Rule	Three tie-break sets
Chair Umpire	DUMUSOIS Damien (FRA)	Match Code	MS132
Started	12:36	Finished	14:15

1st Set

Game 1: Alexander Bublik Serving													AIBu	DaMe
													0	1
1	2	3	4	5	6									
Game 2: Daniil Medvedev Serving													AIBu	DaMe
													0	2
7	8	9	10											
Game 3: Alexander Bublik Serving													AIBu	DaMe
													1	2
11	12	13	14	15	16	17	18	19	20	21	22			
Game 4: Daniil Medvedev Serving													AIBu	DaMe
													1	3
23	24	25	26	27	28									
Game 5: Alexander Bublik Serving													AIBu	DaMe
													2	3
29	30	31	32	33	34									
Game 6: Daniil Medvedev Serving													AIBu	DaMe
													2	4
35	36	37	38											
Game 7: Alexander Bublik Serving													AIBu	DaMe
													3	4
39	40	41	42	43	44	45	46							
Game 8: Daniil Medvedev Serving													AIBu	DaMe
													3	5
47	48	49	50	51										
Game 9: Alexander Bublik Serving													AIBu	DaMe
													4	5
52	53	54	55	56	57									
Game 10: Daniil Medvedev Serving													AIBu	DaMe
													4	6
58	59	60	61											

2nd Set



Scorecard

スコアカード / Feuille d'arbitrage

Game 1: Alexander Bublik Serving													AIBu	DaMe
													1	0
62	63	64	65	66	67									
Game 2: Daniil Medvedev Serving													AIBu	DaMe
													2	0
68	69	70	71	72	73	74	75							
Game 3: Alexander Bublik Serving													AIBu	DaMe
													3	0
76	77	78	79	80										
Game 4: Daniil Medvedev Serving													AIBu	DaMe
													3	1
81	82	83	84											
Game 5: Alexander Bublik Serving													AIBu	DaMe
													3	2
85	86	87	88											
Game 6: Daniil Medvedev Serving													AIBu	DaMe
													3	3
89	90	91	92	93	94	95	96	97	98	99	100			
Game 7: Alexander Bublik Serving													AIBu	DaMe
													4	3
101	102	103	104	105	106									
Game 8: Daniil Medvedev Serving													AIBu	DaMe
													4	4
107	108	109	110	111	112									
Game 9: Alexander Bublik Serving													AIBu	DaMe
													5	4
113	114	115	116	117	118									
Game 10: Daniil Medvedev Serving													AIBu	DaMe
													5	5
119	120	121	122	123	124	125	126							
Game 11: Alexander Bublik Serving													AIBu	DaMe
													6	5
127	128	129	130	131	132									
Game 12: Daniil Medvedev Serving													AIBu	DaMe
													6	6
133	134	135	136	137										
TB - Alexander Bublik													AIBu	DaMe
													6	7
138		141	142		145	146		149	150		153	154		
TB - Daniil Medvedev													AIBu	DaMe
													(8)	(10)
	139	140		143	144		147	148		151	152	155		



Ariake Tennis Park

有明テニスの森
Parc de Tennis d'Ariake

SAT 24 JUL 2021

Tennis

テニス / Tennis

Men's Singles

男子シングルス / Simple hommes

First Round

1回戦 / 1er tour



Scorecard

スコアカード / Feuille d'arbitrage

Incidents Summary:

Code of Conduct Violation: 0
Time Violation: 0

Legend:							
TB	Tie-break	W	Winner		Double fault		Point to receiver - 2nd serve
	Point to server - 2nd serve		Ace - 1st serve		Point to receiver - 1st serve		Point to server - 1st serve
	Service Break						




Match Statistics

試合統計 / Statistiques du match

W	DJOKOVIC Novak (1)	SRB	6	6
	STRUFF Jan-Lennard	GER	4	3
Match duration: 1h14min			35min	39min

Centre Court

Chair Umpire: RAMOS Carlos (POR)

DJOKOVIC Novak (1)				STRUFF Jan-Lennard				
1 st Set	2 nd Set	3 rd Set	Total		1 st Set	2 nd Set	3 rd Set	Total
11	3		14	Total aces	2	1		3
1	0		1	Double faults	1	1		2
2	1		3	Service winners	3	1		4
21/30	20/28		41/58	1st serve	15/26	12/24		27/50
(70%)	(71%)		(71%)		(58%)	(50%)		(54%)
11	3		14	Aces on 1st serve	2	1		3
20/21	14/20		34/41	Points won on 1st serve	11/15	9/12		20/27
(95%)	(70%)		(83%)		(73%)	(75%)		(74%)
8/9	8/8		16/17	2nd Serve	10/11	11/12		21/23
(89%)	(100%)		(94%)		(91%)	(92%)		(91%)
0	0		0	Aces on 2nd Serve	0	0		0
3/9	4/8		7/17	Points won on 2nd serve	5/11	3/12		8/23
(33%)	(50%)		(41%)		(45%)	(25%)		(35%)
33	30		63	Total points won	23	22		45
10/26	12/24		22/50	Receiving points won	7/30	10/28		17/58
(38%)	(50%)		(44%)		(23%)	(36%)		(29%)
1/1	2/2		3/3	Break point conversions	0/1	1/1		1/2
(100%)	(100%)		(100%)		(0%)	(100%)		(50%)
4	3		7	Forehand winners	3	5		8
2	2		4	Backhand winners	2	1		3
10	13		23	Forced errors	12	20		32
3	1		4	Unforced errors	2	1		3
4/4	3/5		7/9	Net points won	7/10	3/9		10/19
(100%)	(60%)		(78%)		(70%)	(33%)		(53%)

	1 st Set						2 nd Set					
	*1	1*2	2*3	3*4	4*5	6	*1	2*2	3*4	4*5	5*6	6
DJOKOVIC Novak (1)												
STRUFF Jan-Lennard	0*	1*	2*	3*	4*	4*	0*	0	1*	1*	2*	3

Note:
Total winners is the sum of total aces, service winners, forehand winners and backhand winners.

Legend:
W Winner * Server



Scorecard

スコアカード / Feuille d'arbitrage

W	DJOKOVIC Novak (1)	SRB	6	6
	STRUFF Jan-Lennard	GER	4	3
Match duration: 1h14min			35min	39min

Court	Centre Court	Scoring Rule	Three tie-break sets
Chair Umpire	RAMOS Carlos (POR)	Match Code	MS201
Started	16:58	Finished	18:12

1st Set

Game	Serving	NoDj	JaSt
Game 1	Novak Djokovic	1	0
Game 2	Jan-Lennard Struff	1	1
Game 3	Novak Djokovic	2	1
Game 4	Jan-Lennard Struff	2	2
Game 5	Novak Djokovic	3	2
Game 6	Jan-Lennard Struff	3	3
Game 7	Novak Djokovic	4	3
Game 8	Jan-Lennard Struff	4	4
Game 9	Novak Djokovic	5	4
Game 10	Jan-Lennard Struff	6	4

2nd Set



Scorecard

スコアカード / Feuille d'arbitrage

Game 1: Novak Djokovic Serving														NoDj	JaSt
														1	0
57	58	59	60	61											
Game 2: Jan-Lennard Struff Serving														NoDj	JaSt
														2	0
62	63	64	65	66	67										
Game 3: Novak Djokovic Serving														NoDj	JaSt
														2	1
68	69	70	71	72	73										
Game 4: Jan-Lennard Struff Serving														NoDj	JaSt
														3	1
74	75	76	77	78											
Game 5: Novak Djokovic Serving														NoDj	JaSt
														4	1
79	80	81	82	83	84										
Game 6: Jan-Lennard Struff Serving														NoDj	JaSt
														4	2
85	86	87	88	89											
Game 7: Novak Djokovic Serving														NoDj	JaSt
														5	2
90	91	92	93	94	95										
Game 8: Jan-Lennard Struff Serving														NoDj	JaSt
														5	3
96	97	98	99	100	101	102	103								
Game 9: Novak Djokovic Serving														NoDj	JaSt
														6	3
104	105	106	107	108											

Incidents Summary:
Code of Conduct Violation: 0
Time Violation: 0

Legend:	Winner	Double fault	Point to receiver - 1st serve	Point to server - 2nd serve	Point to server - 1st serve	Service Break
	Ace - 1st serve	Point to receiver - 1st serve	Point to server - 2nd serve	Point to server - 1st serve	Service Break	




Match Statistics

試合統計 / Statistiques du match

	MILLMAN John	AUS	4	7	3
W	DAVIDOVICH FOKINA Alejandro (16)	ESP	6	6 (4)	6
Match duration: 2h48min			41min	76min	51min

Court 3

Chair Umpire: KEOTHAVONG James (GBR)

MILLMAN John				DAVIDOVICH FOKINA Alejandro (16)			
1 st Set	2 nd Set	3 rd Set	Total	1 st Set	2 nd Set	3 rd Set	Total
1	1	0	2	Total aces	1	0	1
1	1	0	2	Double faults	4	6	10
2	1	0	3	Service winners	2	1	4
20/31	28/47	17/32	65/110	1st serve	23/31	31/44	74/99
(65%)	(60%)	(53%)	(59%)		(74%)	(70%)	(75%)
1	1	0	2	Aces on 1st serve	1	0	1
13/20	16/28	7/17	36/65	Points won on 1st serve	18/23	22/31	53/74
(65%)	(57%)	(41%)	(55%)		(78%)	(71%)	(72%)
10/11	18/19	15/15	43/45	2nd Serve	4/8	7/13	15/25
(91%)	(95%)	(100%)	(96%)		(50%)	(54%)	(60%)
0	0	0	0	Aces on 2nd Serve	0	0	0
6/11	14/19	9/15	29/45	Points won on 2nd serve	2/8	4/13	10/25
(55%)	(74%)	(60%)	(64%)		(25%)	(31%)	(40%)
30	48	23	101	Total points won	32	43	108
11/31	18/44	7/24	36/99	Receiving points won	12/31	17/47	45/110
(35%)	(41%)	(29%)	(36%)		(39%)	(36%)	(41%)
1/3	1/1	1/1	3/5	Break point conversions	2/4	1/2	5/11
(33%)	(100%)	(100%)	(60%)		(50%)	(50%)	(45%)
2	7	7	16	Forehand winners	7	8	17
0	1	0	1	Backhand winners	4	4	12
13	24	19	56	Forced errors	12	23	44
5	6	7	18	Unforced errors	13	15	35
1/3	4/10	5/6	10/19	Net points won	6/8	5/8	16/22
(33%)	(40%)	(83%)	(53%)		(75%)	(63%)	(73%)

	1 st Set				2 nd Set							3 rd Set											
MILLMAN John	*1	1*	2*	3*	4*	4	4	1*	2*	3*	3*	4*	5*	6*	6	7	0*	0*	1*	1*	2*	3	3
DAVIDOVICH FOKINA	0*	1	2*	2*	3*	3*	4*	5*	5*	5*	5*	6*	6(4)	*1	2*	3*	3*	4*	5*	5*	5*	6*	6

Note:
Total winners is the sum of total aces, service winners, forehand winners and backhand winners.

Legend:
W Winner * Server



Scorecard

スコアカード / Feuille d'arbitrage

	MILLMAN John	AUS	4	7	3
W	DAVIDOVICH FOKINA Alejandro (16)	ESP	6	6 (4)	6
Match duration: 2h48min			41min	76min	51min

Court	Court 3	Scoring Rule	Three tie-break sets
Chair Umpire	KEOTHAVONG James (GBR)	Match Code	MS202
Started	12:40	Finished	15:28

1st Set

Game	Serving	JoMi	AIDa
Game 1: John Millman	Serving	1	0
Game 2: Alejandro Davidovich Fokina	Serving	1	1
Game 3: John Millman	Serving	1	2
Game 4: Alejandro Davidovich Fokina	Serving	2	2
Game 5: John Millman	Serving	3	2
Game 6: Alejandro Davidovich Fokina	Serving	3	3
Game 7: John Millman	Serving	4	3
Game 8: Alejandro Davidovich Fokina	Serving	4	4
Game 9: John Millman	Serving	4	5
Game 10: Alejandro Davidovich Fokina	Serving	4	6

2nd Set



Scorecard

スコアカード / Feuille d'arbitrage

Game	Serving	JoMi	AIDa
Game 1: John Millman	Serving	1	0
Game 2: Alejandro Davidovich Fokina	Serving	1	1
Game 3: John Millman	Serving	2	1
Game 4: Alejandro Davidovich Fokina	Serving	2	2
Game 5: John Millman	Serving	3	2
Game 6: Alejandro Davidovich Fokina	Serving	3	3
Game 7: John Millman	Serving	3	4
Game 8: Alejandro Davidovich Fokina	Serving	3	5
Game 9: John Millman	Serving	4	5
Game 10: Alejandro Davidovich Fokina	Serving	5	5
Game 11: John Millman	Serving	6	5
Game 12: Alejandro Davidovich Fokina	Serving	6	6
TB - John Millman		7	6
TB - Alejandro Davidovich Fokina		(7)	(4)

3rd Set



Scorecard

スコアカード / Feuille d'arbitrage

Game 1: Alejandro Davidovich Fokina Serving													JoMi	AIDa	
													0	1	
154	155	156	157	158	159										
Game 2: John Millman Serving													JoMi	AIDa	
													0	2	
160	161	162	163	164	165										
Game 3: Alejandro Davidovich Fokina Serving													JoMi	AIDa	
													0	3	
166	167	168	169												
Game 4: John Millman Serving													JoMi	AIDa	
													1	3	
170	171	172	173	174	175										
Game 5: Alejandro Davidovich Fokina Serving													JoMi	AIDa	
													1	4	
176	177	178	179												
Game 6: John Millman Serving													JoMi	AIDa	
													1	5	
180	181	182	183	184	185										
Game 7: Alejandro Davidovich Fokina Serving													JoMi	AIDa	
													2	5	
186	187	188	189	190											
Game 8: John Millman Serving													JoMi	AIDa	
													3	5	
191	192	193	194	195	196	197	198	199	200	201	202	203	204		
Game 9: Alejandro Davidovich Fokina Serving													JoMi	AIDa	
													3	6	
205	206	207	208	209											

Incidents Summary:
Code of Conduct Violation: 0
Time Violation: 0



Ariake Tennis Park

有明テニスの森
Parc de Tennis d'Ariake

MON 26 JUL 2021

Tennis

テニス / Tennis

Men's Singles

男子シングルス / Simple hommes

Second Round

2回戦 / 2e tour



Scorecard

スコアカード / Feuille d'arbitrage

Legend:							
TB	Tie-break	W	Winner		Double fault		Point to receiver - 2nd serve
	Point to server - 2nd serve		Ace - 1st serve		Point to receiver - 1st serve		Point to server - 1st serve
	Service Break						





Match Statistics

試合統計 / Statistiques du match

W	IVASHKA Ilya	BLR	6 (4)	6	6
	KUKUSHKIN Mikhail	KAZ	7	3	3
Match duration: 2h25min			55min	51min	39min

Court 7

Chair Umpire: RAMOS Carlos (POR)

IVASHKA Ilya				KUKUSHKIN Mikhail				
1 st Set	2 nd Set	3 rd Set	Total	1 st Set	2 nd Set	3 rd Set	Total	
3	2	6	11	Total aces	3	2	0	5
3	1	0	4	Double faults	2	3	0	5
5	3	2	10	Service winners	6	1	0	7
22/39	13/23	14/26	49/88	1st serve	27/36	29/42	15/24	71/102
(56%)	(57%)	(54%)	(56%)		(75%)	(69%)	(63%)	(70%)
3	2	5	10	Aces on 1st serve	3	2	0	5
18/22	12/13	12/14	42/49	Points won on 1st serve	23/27	18/29	9/15	50/71
(82%)	(92%)	(86%)	(86%)		(85%)	(62%)	(60%)	(70%)
14/17	9/10	12/12	35/39	2nd Serve	7/9	10/13	9/9	26/31
(82%)	(90%)	(100%)	(90%)		(78%)	(77%)	(100%)	(84%)
0	0	1	1	Aces on 2nd Serve	0	0	0	0
11/17	5/10	5/12	21/39	Points won on 2nd serve	7/9	5/13	3/9	15/31
(65%)	(50%)	(42%)	(54%)		(78%)	(38%)	(33%)	(48%)
35	36	29	100	Total points won	40	29	21	90
6/36	19/42	12/24	37/102	Receiving points won	10/39	6/23	9/26	25/88
(17%)	(45%)	(50%)	(36%)		(26%)	(26%)	(35%)	(28%)
0/0	2/4	2/4	4/8	Break point conversions	0/0	0/0	1/2	1/2
(0%)	(50%)	(50%)	(50%)		(0%)	(0%)	(50%)	(50%)
6	5	6	17	Forehand winners	9	4	5	18
1	2	0	3	Backhand winners	3	0	3	6
15	14	11	40	Forced errors	16	9	5	30
4	8	2	14	Unforced errors	4	14	10	28
6/11	6/6	2/3	14/20	Net points won	5/7	4/5	5/6	14/18
(55%)	(100%)	(67%)	(70%)		(71%)	(80%)	(83%)	(78%)

	1 st Set							2 nd Set						3 rd Set					
	*1	1*2	2*3	3*4	4*5	5*6	6 (4)	0*1	2*3	3*4	4*5	6	*1	2*3	3*3	4*5	5*6		
IVASHKA Ilya																			
KUKUSHKIN Mikhail	0*	1*	1*2	2*3	3*4	4*5	5*6	7	*1	1*1	1*2	2*3	3*3	0*	0*	0*1	2*2	2*3	3

Note:
Total winners is the sum of total aces, service winners, forehand winners and backhand winners.

Legend:
W Winner * Server


Scorecard

スコアカード / Feuille d'arbitrage

W	IVASHKA Ilya	BLR	6 (4)	6	6
	KUKUSHKIN Mikhail	KAZ	7	3	3
Match duration: 2h25min			56min	50min	39min

Court	Court 7	Scoring Rule	Three tie-break sets
Chair Umpire	RAMOS Carlos (POR)	Match Code	MS203
Started	16:10	Finished	18:35

1st Set

Game 1: Ilya Ivashka Serving														Illv	MiKu	
															1	0
1	2	3	4	5	6	7	8									
Game 2: Mikhail Kukushkin Serving														Illv	MiKu	
															1	1
9	10	11	12	13												
Game 3: Ilya Ivashka Serving														Illv	MiKu	
															2	1
14	15	16	17	18	19											
Game 4: Mikhail Kukushkin Serving														Illv	MiKu	
															2	2
20	21	22	23	24												
Game 5: Ilya Ivashka Serving														Illv	MiKu	
															3	2
25	26	27	28	29	30											
Game 6: Mikhail Kukushkin Serving														Illv	MiKu	
															3	3
31	32	33	34	35												
Game 7: Ilya Ivashka Serving														Illv	MiKu	
															4	3
36	37	38	39													
Game 8: Mikhail Kukushkin Serving														Illv	MiKu	
															4	4
40	41	42	43	44												
Game 9: Ilya Ivashka Serving														Illv	MiKu	
															5	4
45	46	47	48	49												
Game 10: Mikhail Kukushkin Serving														Illv	MiKu	
															5	5
50	51	52	53	54	55											
Game 11: Ilya Ivashka Serving														Illv	MiKu	
															6	5
56	57	58	59	60												



Scorecard

スコアカード / Feuille d'arbitrage

Game 12: Mikhail Kukushkin Serving

														Illv	MiKu
														6	6
61	62	63	64												

TB - Ilya Ivashka

														Illv	MiKu
														6	7
65				68	69			72	73						

TB - Mikhail Kukushkin

														Illv	MiKu
														(4)	(7)
	66	67		70	71			74	75						

2nd Set

Game 1: Mikhail Kukushkin Serving

														Illv	MiKu
														0	1
76	77	78	79	80	81	82	83								

Game 2: Ilya Ivashka Serving

														Illv	MiKu
														1	1
84	85	86	87	88	89										

Game 3: Mikhail Kukushkin Serving

														Illv	MiKu
														2	1
90	91	92	93	94	95	96	97								

Game 4: Ilya Ivashka Serving

														Illv	MiKu
														3	1
98	99	100	101												

Game 5: Mikhail Kukushkin Serving

														Illv	MiKu
														3	2
102	103	104	105	106											

Game 6: Ilya Ivashka Serving

														Illv	MiKu
														4	2
107	108	109	110	111											

Game 7: Mikhail Kukushkin Serving

														Illv	MiKu
														4	3
112	113	114	115	116	117	118	119								

Game 8: Ilya Ivashka Serving

														Illv	MiKu
														5	3
120	121	122	123	124	125	126	127								

Game 9: Mikhail Kukushkin Serving

														Illv	MiKu
														6	3
128	129	130	131	132	133	134	135	136	137	138	139	140	141		

3rd Set

Game 1: Ilya Ivashka Serving

														Illv	MiKu
														1	0
142	143	144	145												



Scorecard

スコアカード / Feuille d'arbitrage

Game 2: Mikhail Kukushkin Serving															Illv	MiKu	
															2	0	
146	147	148	149	150													
Game 3: Ilya Ivashka Serving															Illv	MiKu	
															3	0	
151	152	153	154	155													
Game 4: Mikhail Kukushkin Serving															Illv	MiKu	
															3	1	
156	157	158	159	160													
Game 5: Ilya Ivashka Serving															Illv	MiKu	
															3	2	
161	162	163	164														
Game 6: Mikhail Kukushkin Serving															Illv	MiKu	
															4	2	
165	166	167	168	169	170	171	172										
Game 7: Ilya Ivashka Serving															Illv	MiKu	
															5	2	
173	174	175	176	177	178	179	180										
Game 8: Mikhail Kukushkin Serving															Illv	MiKu	
															5	3	
181	182	183	184	185	186												
Game 9: Ilya Ivashka Serving															Illv	MiKu	
															6	3	
187	188	189	190	191													

Incidents Summary:
Code of Conduct Violation: 0
Time Violation: 0



Ariake Tennis Park

有明テニスの森
Parc de Tennis d'Ariake

TUE 27 JUL 2021

Tennis

テニス / Tennis

Men's Singles

男子シングルス / Simple hommes

Second Round

2回戦 / 2e tour



Scorecard

スコアカード / Feuille d'arbitrage

Legend:							
TB	Tie-break	W	Winner		Ace - 2nd serve		Double fault
	Point to receiver - 2nd serve		Point to server - 2nd serve		Ace - 1st serve		Point to receiver - 1st serve
	Point to server - 1st serve		Service Break				





Match Statistics

試合統計 / Statistiques du match

	GIRON Marcos	USA	6 (5)	6	1
W	NISHIKORI Kei	JPN	7	3	6
Match duration: 2h18min			59min	35min	46min

Centre Court

Chair Umpire: DUMUSOIS Damien (FRA)

GIRON Marcos				NISHIKORI Kei			
1 st Set	2 nd Set	3 rd Set	Total	1 st Set	2 nd Set	3 rd Set	Total
2	1	0	3	Total aces	1	3	5
1	0	0	1	Double faults	1	0	2
0	0	0	0	Service winners	1	0	2
22/39	7/19	17/29	46/87	1st serve	30/45	14/26	63/100
(56%)	(37%)	(59%)	(53%)		(67%)	(54%)	(63%)
2	1	0	3	Aces on 1st serve	1	3	5
13/22	6/7	9/17	28/46	Points won on 1st serve	20/30	10/14	42/63
(59%)	(86%)	(53%)	(61%)		(67%)	(71%)	(67%)
16/17	12/12	12/12	40/41	2nd Serve	14/15	12/12	35/37
(94%)	(100%)	(100%)	(98%)		(93%)	(100%)	(95%)
0	0	0	0	Aces on 2nd Serve	0	0	0
12/17	10/12	3/12	25/41	Points won on 2nd serve	8/15	6/12	20/37
(71%)	(83%)	(25%)	(61%)		(53%)	(50%)	(54%)
42	26	23	91	Total points won	42	19	96
17/45	10/26	11/29	38/100	Receiving points won	14/39	3/19	34/87
(38%)	(38%)	(38%)	(38%)		(36%)	(16%)	(39%)
1/2	2/2	0/2	3/6	Break point conversions	1/2	0/0	4/7
(50%)	(100%)	(0%)	(50%)		(50%)	(0%)	(57%)
6	5	6	17	Forehand winners	11	5	21
1	1	1	3	Backhand winners	3	3	10
25	8	23	56	Forced errors	28	14	55
1	0	1	2	Unforced errors	5	5	12
4/7	3/3	2/7	9/17	Net points won	2/5	0/0	7/11
(57%)	(100%)	(29%)	(53%)		(40%)	(0%)	(64%)

	1 st Set						2 nd Set						3 rd Set					
GIRON Marcos	*1	1*1	1*2	3*4	4*5	5*6	6	6(5)	1*2	2*3	3*4	4*5	6	*0	0*1	1*1	1*1	
NISHIKORI Kei	0*1	2*3	3*3	3*4	4*5	5*6	7	*0	0*1	1*2	2*3	3*3	1*2	2*3	4*5	6		

Note:
Total winners is the sum of total aces, service winners, forehand winners and backhand winners.

Legend:
W Winner * Server



Scorecard

スコアカード / Feuille d'arbitrage

	GIRON Marcos	USA	6 (5)	6	1
W	NISHIKORI Kei	JPN	7	3	6
Match duration: 2h18min			59min	35min	44min

Court	Centre Court	Scoring Rule	Three tie-break sets
Chair Umpire	DUMUSOIS Damien (FRA)	Match Code	MS204
Started	17:13	Finished	19:32

1st Set

Game	Serving	MaGi	KeNi
Game 1: Marcos Giron Serving	1 2 3 4 5	1	0
Game 2: Kei Nishikori Serving	6 7 8 9 10 11 12 13 14 15	1	1
Game 3: Marcos Giron Serving	16 17 18 19 20 21 22 23	1	2
Game 4: Kei Nishikori Serving	24 25 26 27 28	1	3
Game 5: Marcos Giron Serving	29 30 31 32 33 34	2	3
Game 6: Kei Nishikori Serving	35 36 37 38 39 40	3	3
Game 7: Marcos Giron Serving	41 42 43 44	4	3
Game 8: Kei Nishikori Serving	45 46 47 48	4	4
Game 9: Marcos Giron Serving	49 50 51 52	5	4
Game 10: Kei Nishikori Serving	53 54 55 56 57 58	5	5
Game 11: Marcos Giron Serving	59 60 61 62 63 64	6	5



Scorecard

スコアカード / Feuille d'arbitrage

Game 2: Kei Nishikori Serving

																				MaGi	KeNi	
135	136	137	138	139																	0	2

Game 3: Marcos Giron Serving

																					MaGi	KeNi	
140	141	142	143	144	145	146	147															1	2

Game 4: Kei Nishikori Serving

																					MaGi	KeNi	
148	149	150	151	152	153																	1	3

Game 5: Marcos Giron Serving

																					MaGi	KeNi	
154	155	156	157	158	159	160	161															1	4

Game 6: Kei Nishikori Serving

																						MaGi	KeNi	
162	163	164	165	166	167	168	169	170	171	172	173	174	175	176	177	178	179						1	5

Game 7: Marcos Giron Serving

																						MaGi	KeNi	
180	181	182	183	184	185	186	187																1	6

Incidents Summary:

Code of Conduct Violation: 0
Time Violation: 0

Legend:

TB	Tie-break	W	Winner		Double fault		Point to receiver - 2nd serve
	Point to server - 2nd serve		Ace - 1st serve		Point to receiver - 1st serve		Point to server - 1st serve
	Service Break						



Match Statistics

試合統計 / Statistiques du match

W	ZVEREV Alexander (4)	GER	6	6
	GALAN Daniel Elahi	COL	2	2
Match duration: 1h10min			38min	32min

Centre Court

Chair Umpire: CAMPISTOL Jaume (ESP)

ZVEREV Alexander (4)				GALAN Daniel Elahi				
1 st Set	2 nd Set	3 rd Set	Total		1 st Set	2 nd Set	3 rd Set	Total
8	4		12	Total aces	4	1		5
1	0		1	Double faults	1	0		1
0	0		0	Service winners	0	2		2
15/20	15/19		30/39	1st serve	26/41	14/26		40/67
(75%)	(79%)		(77%)		(63%)	(54%)		(60%)
8	4		12	Aces on 1st serve	4	1		5
13/15	13/15		26/30	Points won on 1st serve	14/26	10/14		24/40
(87%)	(87%)		(87%)		(54%)	(71%)		(60%)
4/5	4/4		8/9	2nd Serve	14/15	12/12		26/27
(80%)	(100%)		(89%)		(93%)	(100%)		(96%)
0	0		0	Aces on 2nd Serve	0	0		0
3/5	3/4		6/9	Points won on 2nd serve	6/15	4/12		10/27
(60%)	(75%)		(67%)		(40%)	(33%)		(37%)
37	28		65	Total points won	24	17		41
21/41	12/26		33/67	Receiving points won	4/20	3/19		7/39
(51%)	(46%)		(49%)		(20%)	(16%)		(18%)
2/6	2/6		4/12	Break point conversions	0/0	0/0		0/0
(33%)	(33%)		(33%)		(0%)	(0%)		(0%)
7	6		13	Forehand winners	1	2		3
5	3		8	Backhand winners	1	1		2
7	6		13	Forced errors	11	8		19
11	5		16	Unforced errors	6	7		13
11/13	5/7		16/20	Net points won	4/6	3/5		7/11
(85%)	(71%)		(80%)		(67%)	(60%)		(64%)

	1 st Set					2 nd Set				
ZVEREV Alexander (4)	1*2	2*3	3*4	5*6		0*1	1*2	3*4	5*6	
GALAN Daniel Elahi	*0	0*1	1*2	2*2	2	*1	1*2	2*2	2*2	2

Note:
Total winners is the sum of total aces, service winners, forehand winners and backhand winners.

Legend:
W Winner * Server



Scorecard

スコアカード / Feuille d'arbitrage

W	ZVEREV Alexander (4)	GER	6	6
	GALAN Daniel Elahi	COL	2	2
Match duration: 1h10min			38min	32min

Court	Centre Court	Scoring Rule	Three tie-break sets
Chair Umpire	CAMPISTOL Jaume (ESP)	Match Code	MS205
Started	12:34	Finished	13:44

1st Set

Game 1: Daniel Elahi Galan Serving AIZv DaGa

																			<div style="border: 1px solid black; padding: 2px;">1</div>	<div style="border: 1px solid black; padding: 2px;">0</div>	
1	2	3	4	5																	

Game 2: Alexander Zverev Serving AIZv DaGa

																			<div style="border: 1px solid black; padding: 2px;">2</div>	<div style="border: 1px solid black; padding: 2px;">0</div>	
6	7	8	9	10	11																

Game 3: Daniel Elahi Galan Serving AIZv DaGa

																			<div style="border: 1px solid black; padding: 2px;">2</div>	<div style="border: 1px solid black; padding: 2px;">1</div>	
12	13	14	15	16	17	18	19	20	21	22	23										

Game 4: Alexander Zverev Serving AIZv DaGa

																			<div style="border: 1px solid black; padding: 2px;">3</div>	<div style="border: 1px solid black; padding: 2px;">1</div>	
24	25	26	27																		

Game 5: Daniel Elahi Galan Serving AIZv DaGa

																			<div style="border: 1px solid black; padding: 2px;">3</div>	<div style="border: 1px solid black; padding: 2px;">2</div>	
28	29	30	31	32	33	34	35	36	37												

Game 6: Alexander Zverev Serving AIZv DaGa

																			<div style="border: 1px solid black; padding: 2px;">4</div>	<div style="border: 1px solid black; padding: 2px;">2</div>	
38	39	40	41	42																	

Game 7: Daniel Elahi Galan Serving AIZv DaGa

																			<div style="border: 1px solid black; padding: 2px;">5</div>	<div style="border: 1px solid black; padding: 2px;">2</div>	
43	44	45	46	47	48	49	50	51	52	53	54	55	56								

Game 8: Alexander Zverev Serving AIZv DaGa

																			<div style="border: 1px solid black; padding: 2px;">6</div>	<div style="border: 1px solid black; padding: 2px;">2</div>	
57	58	59	60	61																	

2nd Set

Game 1: Daniel Elahi Galan Serving AIZv DaGa

																			<div style="border: 1px solid black; padding: 2px;">0</div>	<div style="border: 1px solid black; padding: 2px;">1</div>	
62	63	64	65	66																	

Game 2: Alexander Zverev Serving AIZv DaGa

																			<div style="border: 1px solid black; padding: 2px;">1</div>	<div style="border: 1px solid black; padding: 2px;">1</div>	
67	68	69	70																		



Scorecard

スコアカード / Feuille d'arbitrage

Game 3: Daniel Elahi Galan Serving

71 72 73 74 75

AIzv DaGa

1 2

Game 4: Alexander Zverev Serving

76 77 78 79 80

AIzv DaGa

2 2

Game 5: Daniel Elahi Galan Serving

81 82 83 84 85 86

AIzv DaGa

3 2

Game 6: Alexander Zverev Serving

87 88 89 90

AIzv DaGa

4 2

Game 7: Daniel Elahi Galan Serving

91 92 93 94 95 96 97 98 99 100

AIzv DaGa

5 2

Game 8: Alexander Zverev Serving

101 102 103 104 105 106

AIzv DaGa

6 2

Incidents Summary:

Code of Conduct Violation: 0
Time Violation: 0

Legend:	
W Winner	Double fault
Ace - 1st serve	Point to receiver - 1st serve
Double fault	Point to server - 1st serve
Point to receiver - 2nd serve	Point to server - 2nd serve
Service Break	Service Break



Match Statistics

試合統計 / Statistiques du match

W	BASILASHVILI Nikoloz	GEO	6	3	6
	SONEGO Lorenzo (13)	ITA	4	6	4
Match duration: 2h42min			62min	45min	55min

Court 4

Chair Umpire: AZEMAR ENGZELL Louise (SWE)

BASILASHVILI Nikoloz				SONEGO Lorenzo (13)				
1 st Set	2 nd Set	3 rd Set	Total	1 st Set	2 nd Set	3 rd Set	Total	
1	1	0	2	Total aces	1	7	1	9
1	0	3	4	Double faults	1	1	0	2
1	0	2	3	Service winners	1	0	0	1
16/34	15/25	12/26	43/85	1st serve	29/44	21/29	20/32	70/105
(47%)	(60%)	(46%)	(51%)		(66%)	(72%)	(63%)	(67%)
1	1	0	2	Aces on 1st serve	1	7	1	9
11/16	13/15	7/12	31/43	Points won on 1st serve	20/29	16/21	10/20	46/70
(69%)	(87%)	(58%)	(72%)		(69%)	(76%)	(50%)	(66%)
17/18	10/10	11/14	38/42	2nd Serve	14/15	7/8	12/12	33/35
(94%)	(100%)	(79%)	(90%)		(93%)	(88%)	(100%)	(94%)
0	0	0	0	Aces on 2nd Serve	0	0	0	0
10/18	3/10	7/14	20/42	Points won on 2nd serve	3/15	6/8	4/12	13/35
(56%)	(30%)	(50%)	(48%)		(20%)	(75%)	(33%)	(37%)
42	23	32	97	Total points won	36	31	26	93
21/44	7/29	18/32	46/105	Receiving points won	13/34	9/25	12/26	34/85
(48%)	(24%)	(56%)	(44%)		(38%)	(36%)	(46%)	(40%)
2/5	0/3	3/3	5/11	Break point conversions	1/2	1/2	2/3	4/7
(40%)	(0%)	(100%)	(45%)		(50%)	(50%)	(67%)	(57%)
7	3	7	17	Forehand winners	7	1	4	12
6	1	1	8	Backhand winners	2	5	2	9
18	10	13	41	Forced errors	17	16	15	48
7	8	6	21	Unforced errors	10	2	7	19
7/10	5/10	4/8	16/28	Net points won	8/10	4/4	3/7	15/21
(70%)	(50%)	(50%)	(57%)		(80%)	(100%)	(43%)	(71%)

	1 st Set					2 nd Set					3 rd Set																
BASILASHVILI Nikoloz	1	*2	2	*3	4	*5	5	*6	0	*1	1	*2	2	*3	3	*1	1	*1	1	*2	3	*4	5	*5	6		
SONEGO Lorenzo (13)	*0	0	*1	2	*3	3	*3	3	*4	4	*1	1	*2	2	*3	4	*5	5	*6	0	*1	2	*3	3	*3	4	*4

Note:
Total winners is the sum of total aces, service winners, forehand winners and backhand winners.

Legend:
W Winner * Server




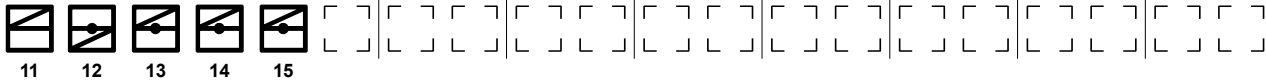
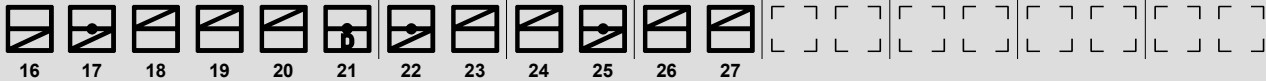
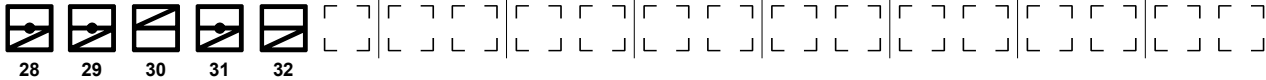

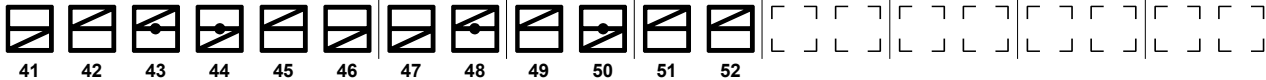

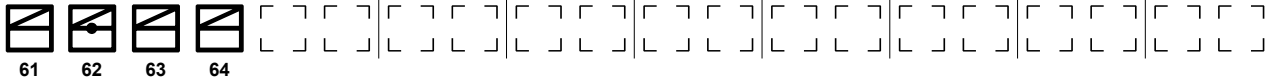

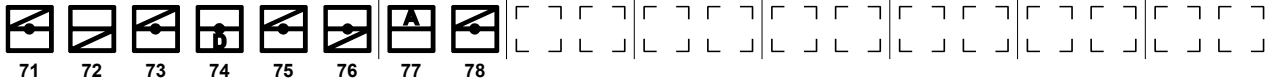
Scorecard

スコアカード / Feuille d'arbitrage

W	BASILASHVILI Nikoloz	GEO	6	3	6
	SONEGO Lorenzo (13)	ITA	4	6	4
Match duration: 2h42min			62min	45min	55min

Court	Court 4	Scoring Rule	Three tie-break sets
Chair Umpire	AZEMAR ENGZELL Louise (SWE)	Match Code	MS206
Started	12:45	Finished	15:27

1st Set

Game	Serving	NiBa	LoSo
Game 1: Lorenzo Sonego Serving		1	0
Game 2: Nikoloz Basilashvili Serving		2	0
Game 3: Lorenzo Sonego Serving		2	1
Game 4: Nikoloz Basilashvili Serving		2	2
Game 5: Lorenzo Sonego Serving		2	3
Game 6: Nikoloz Basilashvili Serving		3	3
Game 7: Lorenzo Sonego Serving		4	3
Game 8: Nikoloz Basilashvili Serving		5	3
Game 9: Lorenzo Sonego Serving		5	4
Game 10: Nikoloz Basilashvili Serving		6	4

2nd Set



Scorecard

スコアカード / Feuille d'arbitrage

Game	Serving	Score	NiBa	LoSo
Game 1	Lorenzo Sonego	79 80 81 82	0	1
Game 2	Nikoloz Basilashvili	83 84 85 86	1	1
Game 3	Lorenzo Sonego	87 88 89 90 91	1	2
Game 4	Nikoloz Basilashvili	92 93 94 95	2	2
Game 5	Lorenzo Sonego	96 97 98 99 100 101 102 103 104 105	2	3
Game 6	Nikoloz Basilashvili	106 107 108 109 110	2	4
Game 7	Lorenzo Sonego	111 112 113 114 115	2	5
Game 8	Nikoloz Basilashvili	116 117 118 119 120 121 122 123 124 125 126 127	3	5
Game 9	Lorenzo Sonego	128 129 130 131 132	3	6
3rd Set				
Game 1	Nikoloz Basilashvili	133 134 135 136 137 138	1	0
Game 2	Lorenzo Sonego	139 140 141 142 143 144 145 146	1	1
Game 3	Nikoloz Basilashvili	147 148 149 150	1	2
Game 4	Lorenzo Sonego	151 152 153 154 155 156	1	3
Game 5	Nikoloz Basilashvili	157 158 159 160 161	2	3



Match Statistics

試合統計 / Statistiques du match

	KARATSEV Aslan (11)	ROC	5	6	3
W	CHARDY Jeremy	FRA	7	4	6
Match duration: 2h05min			43min	43min	39min

Court 4

Chair Umpire: VELJOVIC Marijana (SRB)

KARATSEV Aslan (11)				CHARDY Jeremy				
1 st Set	2 nd Set	3 rd Set	Total	1 st Set	2 nd Set	3 rd Set	Total	
1	3	0	4	Total aces	7	9	3	19
1	2	2	5	Double faults	1	2	2	5
0	1	0	1	Service winners	0	0	1	1
18/26	20/29	13/23	51/78	1st serve	22/32	17/29	12/24	51/85
(69%)	(69%)	(57%)	(65%)		(69%)	(59%)	(50%)	(60%)
1	3	0	4	Aces on 1st serve	6	8	2	16
13/18	19/20	10/13	42/51	Points won on 1st serve	17/22	13/17	11/12	41/51
(72%)	(95%)	(77%)	(82%)		(77%)	(76%)	(92%)	(80%)
7/8	7/9	8/10	22/27	2nd Serve	9/10	10/12	10/12	29/34
(88%)	(78%)	(80%)	(81%)		(90%)	(83%)	(83%)	(85%)
0	0	0	0	Aces on 2nd Serve	1	1	1	3
5/8	3/9	6/10	14/27	Points won on 2nd serve	5/10	6/12	9/12	20/34
(63%)	(33%)	(60%)	(52%)		(50%)	(50%)	(75%)	(59%)
28	32	20	80	Total points won	30	26	27	83
10/32	10/29	4/24	24/85	Receiving points won	8/26	7/29	7/23	22/78
(31%)	(34%)	(17%)	(28%)		(31%)	(24%)	(30%)	(28%)
1/1	1/4	0/0	2/5	Break point conversions	2/2	0/1	1/2	3/5
(100%)	(25%)	(0%)	(40%)		(100%)	(0%)	(50%)	(60%)
7	6	3	16	Forehand winners	4	3	3	10
0	3	1	4	Backhand winners	1	2	2	5
11	10	15	36	Forced errors	15	16	14	45
7	2	3	12	Unforced errors	5	3	2	10
2/5	8/8	1/3	11/16	Net points won	3/6	4/4	3/3	10/13
(40%)	(100%)	(33%)	(69%)		(50%)	(100%)	(100%)	(77%)

	1 st Set					2 nd Set					3 rd Set						
KARATSEV Aslan (11)	0*	*1	1*	2	3*	4	4*	5	5*	5*	1*	2	2*	3	3*	3	3
CHARDY Jeremy	*1	1*	2	2*	2*	3*	3*	4	5*	6	*0	0*	1*	2	2*	3*	4

Note:
Total winners is the sum of total aces, service winners, forehand winners and backhand winners.

Legend:
W Winner * Server



Scorecard

スコアカード / Feuille d'arbitrage

	KARATSEV Aslan (11)	ROC	5	6	3
W	CHARDY Jeremy	FRA	7	4	6
Match duration: 2h04min			43min	43min	38min

Court	Court 4	Scoring Rule	Three tie-break sets
Chair Umpire	VELJOVIC Marijana (SRB)	Match Code	MS207
Started	12:09	Finished	15:56

1st Set

Game	Serving	AsKa	JeCh
Game 1	Jeremy Chardy	0	1
Game 2	Aslan Karatsev	1	1
Game 3	Jeremy Chardy	1	2
Game 4	Aslan Karatsev	2	2
Game 5	Jeremy Chardy	3	2
Game 6	Aslan Karatsev	4	2
Game 7	Jeremy Chardy	4	3
Game 8	Aslan Karatsev	5	3
Game 9	Jeremy Chardy	5	4
Game 10	Aslan Karatsev	5	5
Game 11	Jeremy Chardy	5	6



Scorecard

スコアカード / Feuille d'arbitrage

Game 12: Aslan Karatsev Serving

													AsKa	JeCh	
54	55	56	57	58									5	7	✱

2nd Set

Game 1: Jeremy Chardy Serving

													AsKa	JeCh	
59	60	61	62	63									1	0	✱

Game 2: Aslan Karatsev Serving

													AsKa	JeCh	
64	65	66	67										2	0	

Game 3: Jeremy Chardy Serving

													AsKa	JeCh	
68	69	70	71	72	73	74	75						2	1	

Game 4: Aslan Karatsev Serving

													AsKa	JeCh	
76	77	78	79	80	81	82	83	84	85				3	1	

Game 5: Jeremy Chardy Serving

													AsKa	JeCh	
86	87	88	89	90	91	92	93						3	2	

Game 6: Aslan Karatsev Serving

													AsKa	JeCh	
94	95	96	97	98									4	2	

Game 7: Jeremy Chardy Serving

													AsKa	JeCh	
99	100	101	102										4	3	

Game 8: Aslan Karatsev Serving

													AsKa	JeCh	
103	104	105	106	107									5	3	

Game 9: Jeremy Chardy Serving

													AsKa	JeCh	
108	109	110	111										5	4	

Game 10: Aslan Karatsev Serving

													AsKa	JeCh	
112	113	114	115	116									6	4	

3rd Set

Game 1: Jeremy Chardy Serving

													AsKa	JeCh	
117	118	119	120										0	1	

Game 2: Aslan Karatsev Serving

													AsKa	JeCh	
121	122	123	124	125									1	1	


Scorecard

スコアカード / Feuille d'arbitrage

Game 3: Jeremy Chardy Serving														AsKa	JeCh	
															1	2
126	127	128	129													
Game 4: Aslan Karatsev Serving														AsKa	JeCh	
															2	2
130	131	132	133													
Game 5: Jeremy Chardy Serving														AsKa	JeCh	
															2	3
134	135	136	137													
Game 6: Aslan Karatsev Serving														AsKa	JeCh	
															3	3
138	139	140	141													
Game 7: Jeremy Chardy Serving														AsKa	JeCh	
															3	4
142	143	144	145	146	147											
Game 8: Aslan Karatsev Serving														AsKa	JeCh	
															3	5
148	149	150	151	152	153	154	155	156	157							
Game 9: Jeremy Chardy Serving														AsKa	JeCh	
															3	6
158	159	160	161	162	163											

Incidents Summary:

 Code of Conduct Violation: 0
 Time Violation: 0

Legend:					
W	Winner		Ace - 2nd serve		Double fault
	Point to server - 2nd serve		Ace - 1st serve		Point to receiver - 1st serve
	Service Break		Point to receiver - 2nd serve		Point to server - 1st serve



Match Statistics

試合統計 / Statistiques du match

W	BROADY Liam (ITF)	GBR	7	3	6
	HURKACZ Hubert (7)	POL	5	6	3
Match duration: 2h12min			51min	40min	41min

Court 1

Chair Umpire: JANZEN Timo (GER)

BROADY Liam (ITF)				HURKACZ Hubert (7)				
1 st Set	2 nd Set	3 rd Set	Total		1 st Set	2 nd Set	3 rd Set	Total
1	3	0	4	Total aces	6	5	4	15
2	1	0	3	Double faults	0	0	0	0
0	1	0	1	Service winners	0	3	0	3
20/33	14/22	16/25	50/80	1st serve	23/38	22/34	12/22	57/94
(61%)	(64%)	(64%)	(63%)		(61%)	(65%)	(55%)	(61%)
1	3	0	4	Aces on 1st serve	6	3	4	13
14/20	11/14	13/16	38/50	Points won on 1st serve	17/23	19/22	9/12	45/57
(70%)	(79%)	(81%)	(76%)		(74%)	(86%)	(75%)	(79%)
11/13	7/8	9/9	27/30	2nd Serve	15/15	12/12	10/10	37/37
(85%)	(88%)	(100%)	(90%)		(100%)	(100%)	(100%)	(100%)
0	0	0	0	Aces on 2nd Serve	0	2	0	2
8/13	3/8	7/9	18/30	Points won on 2nd serve	6/15	4/12	5/10	15/37
(62%)	(38%)	(78%)	(60%)		(40%)	(33%)	(50%)	(41%)
37	25	28	90	Total points won	34	31	19	84
15/38	11/34	8/22	34/94	Receiving points won	11/33	8/22	5/25	24/80
(39%)	(32%)	(36%)	(36%)		(33%)	(36%)	(20%)	(30%)
2/2	0/0	1/3	3/5	Break point conversions	1/1	1/1	0/0	2/2
(100%)	(0%)	(33%)	(60%)		(100%)	(100%)	(0%)	(100%)
4	6	5	15	Forehand winners	2	6	3	11
1	0	6	7	Backhand winners	2	2	1	5
10	12	10	32	Forced errors	11	10	13	34
12	3	1	16	Unforced errors	19	5	4	28
4/6	1/1	4/4	9/11	Net points won	2/9	7/13	4/6	13/28
(67%)	(100%)	(100%)	(82%)		(22%)	(54%)	(67%)	(46%)

	1 st Set							2 nd Set						3 rd Set																
BROADY Liam (ITF)	0	*1	1	*1	1	*2	3	*4	4	*5	6	*7	0	*1	1	*2	2	*3	3	*3	3	*1	2	*3	3	*4	4	*5	5	*6
HURKACZ Hubert (7)	*1	1	*2	3	*4	4	*4	4	*5	5	*5	5	*1	1	*2	2	*3	3	*4	5	*6	0	*0	0	*1	1	*2	2	*3	3

Note:

Total winners is the sum of total aces, service winners, forehand winners and backhand winners.

Legend:

ITF ITF Place **W** Winner * Server



Scorecard

スコアカード / Feuille d'arbitrage

W	BROADY Liam (ITF)	GBR	7	3	6
	HURKACZ Hubert (7)	POL	5	6	3
Match duration: 2h12min			51min	38min	43min

Court	Court 1	Scoring Rule	Three tie-break sets
Chair Umpire	JANZEN Timo (GER)	Match Code	MS208
Started	16:12	Finished	18:25

1st Set

Game	Serving	LiBr	HuHu
Game 1	Hubert Hurkacz	0	1
Game 2	Liam Broady	1	1
Game 3	Hubert Hurkacz	1	2
Game 4	Liam Broady	1	3
Game 5	Hubert Hurkacz	1	4
Game 6	Liam Broady	2	4
Game 7	Hubert Hurkacz	3	4
Game 8	Liam Broady	4	4
Game 9	Hubert Hurkacz	4	5
Game 10	Liam Broady	5	5
Game 11	Hubert Hurkacz	6	5



Ariake Tennis Park

有明テニスの森
Parc de Tennis d'Ariake

TUE 27 JUL 2021

Tennis

テニス / Tennis

Men's Singles

男子シングルス / Simple hommes

Second Round


2回戦 / 2e tour



Scorecard

スコアカード / Feuille d'arbitrage

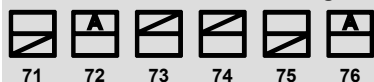
Game 12: Liam Broady Serving



LiBr	HuHu
7	5


2nd Set

Game 1: Hubert Hurkacz Serving



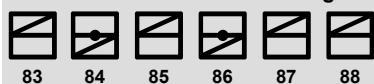
LiBr	HuHu
0	1

Game 2: Liam Broady Serving



LiBr	HuHu
1	1

Game 3: Hubert Hurkacz Serving



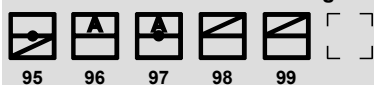
LiBr	HuHu
1	2

Game 4: Liam Broady Serving



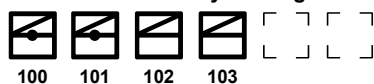
LiBr	HuHu
2	2

Game 5: Hubert Hurkacz Serving



LiBr	HuHu
2	3

Game 6: Liam Broady Serving



LiBr	HuHu
3	3

Game 7: Hubert Hurkacz Serving



LiBr	HuHu
3	4

Game 8: Liam Broady Serving



LiBr	HuHu
3	5

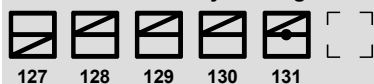
Game 9: Hubert Hurkacz Serving



LiBr	HuHu
3	6

3rd Set

Game 1: Liam Broady Serving




LiBr	HuHu
1	0

Game 2: Hubert Hurkacz Serving



LiBr	HuHu
2	0

Game 3: Liam Broady Serving



LiBr	HuHu
3	0





Scorecard

スコアカード / Feuille d'arbitrage

Game 4: Hubert Hurkacz Serving

														LiBr	HuHu
														3	1
141	142	143	144	145	146	147	148								

Game 5: Liam Broady Serving

														LiBr	HuHu
														4	1
149	150	151	152	153	154										

Game 6: Hubert Hurkacz Serving

														LiBr	HuHu
														4	2
155	156	157	158												

Game 7: Liam Broady Serving

														LiBr	HuHu
														5	2
159	160	161	162												

Game 8: Hubert Hurkacz Serving

														LiBr	HuHu
														5	3
163	164	165	166	167											

Game 9: Liam Broady Serving

														LiBr	HuHu
														6	3
168	169	170	171	172	173										

Incidents Summary:

Code of Conduct Violation: 0
 Time Violation: 1
 Time Violation on BROADY, Liam (GBR) in Set 3, Game 9, Point 2 at 18:21 on 27 July 2021

Legend:					
	ITF Place		Winner		Ace - 2nd serve
	Point to receiver - 2nd serve		Point to server - 2nd serve		Ace - 1st serve
	Point to server - 1st serve		Service Break		Double fault
					Point to receiver - 1st serve



Match Statistics

試合統計 / Statistiques du match

W	SCHWARTZMAN Diego (8)	ARG	6	7
	MACHAC Tomas (ITF)	CZE	4	5
Match duration: 2h02min			47min	75min

Court 1

Chair Umpire: ZHANG Juan (CHN)

SCHWARTZMAN Diego (8)				MACHAC Tomas (ITF)				
1 st Set	2 nd Set	3 rd Set	Total		1 st Set	2 nd Set	3 rd Set	Total
0	1		1	Total aces	1	4		5
0	2		2	Double faults	1	4		5
0	0		0	Service winners	0	0		0
18/26	19/34		37/60	1st serve	24/34	33/60		57/94
(69%)	(56%)		(62%)		(71%)	(55%)		(61%)
0	0		0	Aces on 1st serve	0	4		4
12/18	12/19		24/37	Points won on 1st serve	14/24	18/33		32/57
(67%)	(63%)		(65%)		(58%)	(55%)		(56%)
8/8	13/15		21/23	2nd Serve	9/10	23/27		32/37
(100%)	(87%)		(91%)		(90%)	(85%)		(86%)
0	1		1	Aces on 2nd Serve	1	0		1
4/8	7/15		11/23	Points won on 2nd serve	3/10	14/27		17/37
(50%)	(47%)		(48%)		(30%)	(52%)		(46%)
33	47		80	Total points won	27	47		74
17/34	28/60		45/94	Receiving points won	10/26	15/34		25/60
(50%)	(47%)		(48%)		(38%)	(44%)		(42%)
2/5	3/10		5/15	Break point conversions	1/1	2/2		3/3
(40%)	(30%)		(33%)		(100%)	(100%)		(100%)
2	9		11	Forehand winners	8	10		18
5	1		6	Backhand winners	2	4		6
4	10		14	Forced errors	7	4		11
12	19		31	Unforced errors	19	31		50
5/7	7/9		12/16	Net points won	11/11	12/20		23/31
(71%)	(78%)		(75%)		(100%)	(60%)		(74%)

	1 st Set						2 nd Set															
SCHWARTZMAN Diego (8)	0	*1	2	*2	2	*3	4	*5	5	*6	1	*1	1	*2	2	*3	4	*4	4	*5	6	*7
MACHAC Tomas (ITF)	*1	1	*1	2	*3	3	*3	3	*4	4	*0	1	*2	2	*3	3	*3	4	*5	5	*5	5

Note:
Total winners is the sum of total aces, service winners, forehand winners and backhand winners.

Legend:
ITF ITF Place **W** Winner * Server



Scorecard

スコアカード / Feuille d'arbitrage

W	SCHWARTZMAN Diego (8)	ARG	6	7
	MACHAC Tomas (ITF)	CZE	4	5
Match duration: 2h02min			47min	75min

Court	Court 1	Scoring Rule	Three tie-break sets
Chair Umpire	ZHANG Juan (CHN)	Match Code	MS209
Started	12:12	Finished	15:53

1st Set

Game	Serving	DiSc	ToMa
Game 1	Tomas Machac	0	1
Game 2	Diego Schwartzman	1	1
Game 3	Tomas Machac	2	1
Game 4	Diego Schwartzman	2	2
Game 5	Tomas Machac	2	3
Game 6	Diego Schwartzman	3	3
Game 7	Tomas Machac	4	3
Game 8	Diego Schwartzman	5	3
Game 9	Tomas Machac	5	4
Game 10	Diego Schwartzman	6	4

2nd Set



Scorecard

スコアカード / Feuille d'arbitrage

Game 1: Tomas Machac Serving														DiSc	ToMa	
														1	0	
61	62	63	64	65	66											
Game 2: Diego Schwartzman Serving														DiSc	ToMa	
														1	1	
67	68	69	70	71	72	73	74									
Game 3: Tomas Machac Serving														DiSc	ToMa	
														1	2	
75	76	77	78													
Game 4: Diego Schwartzman Serving														DiSc	ToMa	
														2	2	
79	80	81	82	83	84											
Game 5: Tomas Machac Serving														DiSc	ToMa	
														2	3	
85	86	87	88	89	90	91	92	93	94	95	96					
Game 6: Diego Schwartzman Serving														DiSc	ToMa	
														3	3	
97	98	99	100	101	102											
Game 7: Tomas Machac Serving														DiSc	ToMa	
														4	3	
103	104	105	106	107	108	109	110									
Game 8: Diego Schwartzman Serving														DiSc	ToMa	
														4	4	
111	112	113	114													
Game 9: Tomas Machac Serving														DiSc	ToMa	
														4	5	
115	116	117	118	119	120	121	122	123	124	125	126	127	128			
Game 10: Diego Schwartzman Serving														DiSc	ToMa	
														5	5	
129	130	131	132													
Game 11: Tomas Machac Serving														DiSc	ToMa	
														6	5	
133	134	135	136	137	138	139	140	141	142	143	144	145	146	147	148	
Game 12: Diego Schwartzman Serving														DiSc	ToMa	
														7	5	
149	150	151	152	153	154											

Incidents Summary:

Code of Conduct Violation: 0
Time Violation: 0



Ariake Tennis Park

有明テニスの森
Parc de Tennis d'Ariake

TUE 27 JUL 2021

Tennis

テニス / Tennis

Men's Singles

男子シングルス / Simple hommes

Second Round

2回戦 / 2e tour



Scorecard

スコアカード / Feuille d'arbitrage

Legend:							
ITF	ITF Place	W	Winner		Ace - 2nd serve		Double fault
	Point to receiver - 2nd serve		Point to server - 2nd serve		Ace - 1st serve		Point to receiver - 1st serve
	Point to server - 1st serve		Service Break				





Match Statistics

試合統計 / Statistiques du match

	DUCKWORTH James	AUS	5	1
W	KHACHANOV Karen (12)	ROC	7	6
Match duration: 1h22min			50min	32min

Court 3

Chair Umpire: TOURTE Aurelie (FRA)

DUCKWORTH James				KHACHANOV Karen (12)				
1 st Set	2 nd Set	3 rd Set	Total		1 st Set	2 nd Set	3 rd Set	Total
5	2		7	Total aces	2	2		4
2	1		3	Double faults	1	0		1
1	0		1	Service winners	0	0		0
25/41	26/36		51/77	1st serve	16/34	8/13		24/47
(61%)	(72%)		(66%)		(47%)	(62%)		(51%)
4	2		6	Aces on 1st serve	2	2		4
18/25	13/26		31/51	Points won on 1st serve	11/16	7/8		18/24
(72%)	(50%)		(61%)		(69%)	(88%)		(75%)
14/16	9/10		23/26	2nd Serve	17/18	5/5		22/23
(88%)	(90%)		(88%)		(94%)	(100%)		(96%)
1	0		1	Aces on 2nd Serve	0	0		0
5/16	3/10		8/26	Points won on 2nd serve	11/18	5/5		16/23
(31%)	(30%)		(31%)		(61%)	(100%)		(70%)
35	17		52	Total points won	40	32		72
12/34	1/13		13/47	Receiving points won	18/41	20/36		38/77
(35%)	(8%)		(28%)		(44%)	(56%)		(49%)
1/4	0/0		1/4	Break point conversions	2/6	3/5		5/11
(25%)	(0%)		(25%)		(33%)	(60%)		(45%)
2	4		6	Forehand winners	4	7		11
3	0		3	Backhand winners	3	1		4
15	8		23	Forced errors	12	7		19
16	14		30	Unforced errors	12	4		16
5/7	1/4		6/11	Net points won	5/6	2/2		7/8
(71%)	(25%)		(55%)		(83%)	(100%)		(88%)

	1 st Set					2 nd Set					
DUCKWORTH James	*1	1*2	3*3	3*4	4*5	5*5	5	*0	0*1	1*1	1*1
KHACHANOV Karen (12)	0*1	1*1	2*3	3*4	4*5	6*7	7	1*2	2*3	4*5	6

Note:

Total winners is the sum of total aces, service winners, forehand winners and backhand winners.

Legend:

W Winner * Server



Scorecard

スコアカード / Feuille d'arbitrage

	DUCKWORTH James	AUS	5	1
W	KHACHANOV Karen (12)	ROC	7	6
Match duration: 1h22min			50min	32min

Court	Court 3	Scoring Rule	Three tie-break sets
Chair Umpire	TOURTE Aurelie (FRA)	Match Code	MS210
Started	15:29	Finished	16:51

1st Set

Game 1: James Duckworth Serving										JaDu	KaKh
										1	0
1	2	3	4	5	6	7	8	9	10		
Game 2: Karen Khachanov Serving										JaDu	KaKh
										1	1
11	12	13	14	15	16						
Game 3: James Duckworth Serving										JaDu	KaKh
										2	1
17	18	19	20	21	22	23	24				
Game 4: Karen Khachanov Serving										JaDu	KaKh
										3	1
25	26	27	28	29							
Game 5: James Duckworth Serving										JaDu	KaKh
										3	2
30	31	32	33	34	35						
Game 6: Karen Khachanov Serving										JaDu	KaKh
										3	3
36	37	38	39	40	41	42	43				
Game 7: James Duckworth Serving										JaDu	KaKh
										4	3
44	45	46	47	48							
Game 8: Karen Khachanov Serving										JaDu	KaKh
										4	4
49	50	51	52	53							
Game 9: James Duckworth Serving										JaDu	KaKh
										5	4
54	55	56	57	58	59						
Game 10: Karen Khachanov Serving										JaDu	KaKh
										5	5
60	61	62	63	64	65						
Game 11: James Duckworth Serving										JaDu	KaKh
										5	6
66	67	68	69	70	71						



Scorecard

スコアカード / Feuille d'arbitrage

Game 12: Karen Khachanov Serving

												JaDu	KaKh
												5	7
72	73	74	75										

2nd Set

Game 1: James Duckworth Serving

												JaDu	KaKh
												0	1
76	77	78	79	80	81	82	83	84	85				

Game 2: Karen Khachanov Serving

												JaDu	KaKh
												0	2
86	87	88	89										

Game 3: James Duckworth Serving

												JaDu	KaKh
												1	2
90	91	92	93	94	95	96	97	98	99				

Game 4: Karen Khachanov Serving

												JaDu	KaKh
												1	3
100	101	102	103										

Game 5: James Duckworth Serving

												JaDu	KaKh
												1	4
104	105	106	107	108	109								

Game 6: Karen Khachanov Serving

												JaDu	KaKh
												1	5
110	111	112	113	114									

Game 7: James Duckworth Serving

												JaDu	KaKh
												1	6
115	116	117	118	119	120	121	122						

Incidents Summary:

Code of Conduct Violation: 1

Code Violation (Ball Abuse) on DUCKWORTH, James (AUS) in Set 2, Game 1, Point 10 at 16:28 on 27 July 2021

Time Violation: 0

Legend:					
	Winner		Ace - 2nd serve		Double fault
	Point to server - 2nd serve		Ace - 1st serve		Point to receiver - 2nd serve
	Service Break				Point to receiver - 1st serve



Match Statistics

試合統計 / Statistiques du match

W	HUMBERT Ugo (14)	FRA	4	7	7
	KECMANOVIC Miomir	SRB	6	6 (5)	5
Match duration: 2h25min			30min	62min	56min

Court 4

Chair Umpire: BLEY Miriam (GER)

HUMBERT Ugo (14)				KECMANOVIC Miomir				
1 st Set	2 nd Set	3 rd Set	Total		1 st Set	2 nd Set	3 rd Set	Total
4	1	6	11	Total aces	3	2	2	7
1	1	1	3	Double faults	0	0	2	2
0	0	1	1	Service winners	1	0	0	1
16/25	27/42	18/31	61/98	1st serve	15/22	19/38	19/42	53/102
(64%)	(64%)	(58%)	(62%)		(68%)	(50%)	(45%)	(52%)
4	1	5	10	Aces on 1st serve	3	0	2	5
13/16	21/27	15/18	49/61	Points won on 1st serve	15/15	14/19	14/19	43/53
(81%)	(78%)	(83%)	(80%)		(100%)	(74%)	(74%)	(81%)
8/9	14/15	12/13	34/37	2nd Serve	7/7	19/19	21/23	47/49
(89%)	(93%)	(92%)	(92%)		(100%)	(100%)	(91%)	(96%)
0	0	1	1	Aces on 2nd Serve	0	2	0	2
4/9	9/15	9/13	22/37	Points won on 2nd serve	5/7	14/19	13/23	32/49
(44%)	(60%)	(69%)	(59%)		(71%)	(74%)	(57%)	(65%)
19	40	39	98	Total points won	28	40	34	102
2/22	10/38	15/42	27/102	Receiving points won	8/25	12/42	7/31	27/98
(9%)	(26%)	(36%)	(26%)		(32%)	(29%)	(23%)	(28%)
0/0	0/0	1/3	1/3	Break point conversions	1/1	0/1	0/0	1/2
(0%)	(0%)	(33%)	(33%)		(100%)	(0%)	(0%)	(50%)
2	8	4	14	Forehand winners	1	0	5	6
3	1	6	10	Backhand winners	1	1	0	2
13	23	16	52	Forced errors	9	28	13	50
9	14	11	34	Unforced errors	1	2	9	12
1/4	3/5	2/2	6/11	Net points won	2/2	0/1	4/4	6/7
(25%)	(60%)	(100%)	(55%)		(100%)	(0%)	(100%)	(86%)

	1 st Set				2 nd Set							3 rd Set										
	*1	1*2	2*3	3*3	3*4	4	*1	1*2	2*3	3*4	4*5	5*6	6	7	0*1	1*2	2*3	3*4	4*5	5*6	6*7	
HUMBERT Ugo (14)																						
KECMANOVIC Miomir	0	*1	1	*2	2	*3	3	*4	4	*5	5	*6	6	7	*1	1	*2	2	*3	3	*4	4

Note:
Total winners is the sum of total aces, service winners, forehand winners and backhand winners.

Legend:
W Winner * Server



Scorecard

スコアカード / Feuille d'arbitrage

W	HUMBERT Ugo (14)	FRA	4	7	7
	KECMANOVIC Miomir	SRB	6	6 (5)	5
Match duration: 2h25min			30min	62min	53min

Court	Court 4	Scoring Rule	Three tie-break sets
Chair Umpire	BLEY Miriam (GER)	Match Code	MS211
Started	16:15	Finished	18:41

1st Set

Game	Serving	UgHu	MiKe
Game 1	Ugo Humbert	1	0
Game 2	Miomir Kecmanovic	1	1
Game 3	Ugo Humbert	2	1
Game 4	Miomir Kecmanovic	2	2
Game 5	Ugo Humbert	3	2
Game 6	Miomir Kecmanovic	3	3
Game 7	Ugo Humbert	3	4
Game 8	Miomir Kecmanovic	3	5
Game 9	Ugo Humbert	4	5
Game 10	Miomir Kecmanovic	4	6

2nd Set



Scorecard

スコアカード / Feuille d'arbitrage

Game 1: Ugo Humbert Serving														UgHu	MiKe
														1	0
48	49	50	51	52	53	54	55	56	57	58	59	60	61		
Game 2: Miomir Kecmanovic Serving														UgHu	MiKe
														1	1
62	63	64	65	66	67	68	69	70	71	72	73	74	75		
Game 3: Ugo Humbert Serving														UgHu	MiKe
														2	1
76	77	78	79	80	81	82	83	84	85	86	87	88	89		
Game 4: Miomir Kecmanovic Serving														UgHu	MiKe
														2	2
90	91	92	93	94	95	96	97	98	99	100	101	102	103		
Game 5: Ugo Humbert Serving														UgHu	MiKe
														3	2
104	105	106	107	108	109	110	111	112	113	114	115	116	117		
Game 6: Miomir Kecmanovic Serving														UgHu	MiKe
														3	3
118	119	120	121	122	123	124	125	126	127	128	129	130	131		
Game 7: Ugo Humbert Serving														UgHu	MiKe
														4	3
132	133	134	135	136	137	138	139	140	141	142	143	144	145		
Game 8: Miomir Kecmanovic Serving														UgHu	MiKe
														4	4
146	147	148	149	150	151	152	153	154	155	156	157	158	159		
Game 9: Ugo Humbert Serving														UgHu	MiKe
														5	4
160	161	162	163	164	165	166	167	168	169	170	171	172	173		
Game 10: Miomir Kecmanovic Serving														UgHu	MiKe
														5	5
174	175	176	177	178	179	180	181	182	183	184	185	186	187		
Game 11: Ugo Humbert Serving														UgHu	MiKe
														6	5
188	189	190	191	192	193	194	195	196	197	198	199	200	201		
Game 12: Miomir Kecmanovic Serving														UgHu	MiKe
														6	6
202	203	204	205	206	207	208	209	210	211	212	213	214	215		
TB - Ugo Humbert														UgHu	MiKe
														7	6
216	217	218	219	220	221	222	223	224	225	226	227	228	229		
TB - Miomir Kecmanovic														UgHu	MiKe
														(7)	(5)
230	231	232	233	234	235	236	237	238	239	240	241	242	243		

3rd Set



Scorecard

スコアカード / Feuille d'arbitrage

Game 1: Miomir Kecmanovic Serving														UgHu	MiKe
														0	1
128	129	130	131	132	133	134	135								
Game 2: Ugo Humbert Serving														UgHu	MiKe
														1	1
136	137	138	139												
Game 3: Miomir Kecmanovic Serving														UgHu	MiKe
														1	2
140	141	142	143												
Game 4: Ugo Humbert Serving														UgHu	MiKe
														2	2
144	145	146	147	148	149										
Game 5: Miomir Kecmanovic Serving														UgHu	MiKe
														2	3
150	151	152	153	154	155	156	157	158	159	160	161				
Game 6: Ugo Humbert Serving														UgHu	MiKe
														3	3
162	163	164	165												
Game 7: Miomir Kecmanovic Serving														UgHu	MiKe
														3	4
166	167	168	169	170	171	172	173								
Game 8: Ugo Humbert Serving														UgHu	MiKe
														4	4
174	175	176	177	178											
Game 9: Miomir Kecmanovic Serving														UgHu	MiKe
														4	5
179	180	181	182												
Game 10: Ugo Humbert Serving														UgHu	MiKe
														5	5
183	184	185	186	187	188										
Game 11: Miomir Kecmanovic Serving														UgHu	MiKe
														6	5
189	190	191	192	193	194										
Game 12: Ugo Humbert Serving														UgHu	MiKe
														7	5
195	196	197	198	199	200										

Incidents Summary:

Code of Conduct Violation: 0
Time Violation: 0



Ariake Tennis Park

有明テニスの森
Parc de Tennis d'Ariake

TUE 27 JUL 2021

Tennis

テニス / Tennis

Men's Singles

男子シングルス / Simple hommes

Second Round

2回戦 / 2e tour



Scorecard

スコアカード / Feuille d'arbitrage

Legend:							
TB	Tie-break	W	Winner		Ace - 2nd serve		Double fault
	Point to receiver - 2nd serve		Point to server - 2nd serve		Ace - 1st serve		Point to receiver - 1st serve
	Point to server - 1st serve		Service Break				





Match Statistics

試合統計 / Statistiques du match

	TIAFOE Frances	USA	3	4
W	TSITSIPAS Stefanos (3)	GRE	6	6
Match duration: 1h17min			38min	39min

Centre Court

Chair Umpire: HUGHES Alison (GBR)

TIAFOE Frances				TSITSIPAS Stefanos (3)				
1 st Set	2 nd Set	3 rd Set	Total		1 st Set	2 nd Set	3 rd Set	Total
3	0		3	Total aces	4	6		10
1	2		3	Double faults	1	0		1
0	0		0	Service winners	2	0		2
18/28	20/32		38/60	1st serve	18/32	14/21		32/53
(64%)	(63%)		(63%)		(56%)	(67%)		(60%)
3	0		3	Aces on 1st serve	4	5		9
13/18	15/20		28/38	Points won on 1st serve	15/18	14/14		29/32
(72%)	(75%)		(74%)		(83%)	(100%)		(91%)
9/10	10/12		19/22	2nd Serve	13/14	7/7		20/21
(90%)	(83%)		(86%)		(93%)	(100%)		(95%)
0	0		0	Aces on 2nd Serve	0	1		1
4/10	5/12		9/22	Points won on 2nd serve	8/14	6/7		14/21
(40%)	(42%)		(41%)		(57%)	(86%)		(67%)
26	21		47	Total points won	34	32		66
9/32	1/21		10/53	Receiving points won	11/28	12/32		23/60
(28%)	(5%)		(19%)		(39%)	(38%)		(38%)
0/1	0/0		0/1	Break point conversions	1/1	1/3		2/4
(0%)	(0%)		(0%)		(100%)	(33%)		(50%)
3	4		7	Forehand winners	7	4		11
3	0		3	Backhand winners	3	2		5
10	11		21	Forced errors	8	10		18
8	9		17	Unforced errors	9	7		16
5/10	6/8		11/18	Net points won	7/11	4/5		11/16
(50%)	(75%)		(61%)		(64%)	(80%)		(69%)

	1 st Set						2 nd Set								
TIAFOE Frances	0	*0	0	*1	1	*2	2	*3	3						
TSITSIPAS Stefanos (3)	*1	2	*3	3	*4	4	*5	5	*6	0	*1	1	*2	3	*4

Note:

Total winners is the sum of total aces, service winners, forehand winners and backhand winners.

Legend:

W Winner * Server
























































































































Scorecard

スコアカード / Feuille d'arbitrage














	TIAFOE Frances	USA	3	4
W	TSITSIPAS Stefanos (3)	GRE	6	6
Match duration: 1h17min			38min	39min

Court	Centre Court	Scoring Rule	Three tie-break sets
Chair Umpire	HUGHES Alison (GBR)	Match Code	MS212
Started	11:10	Finished	12:27

1st Set

Game 1: Stefanos Tsitsipas Serving													FrTi	StTs
													0	1
1	2	3	4	5	6	7	8							
Game 2: Frances Tiafoe Serving													FrTi	StTs
													0	2
9	10	11	12	13	14	15	16							
Game 3: Stefanos Tsitsipas Serving													FrTi	StTs
													0	3
17	18	19	20	21	22	23	24	25	26					
Game 4: Frances Tiafoe Serving													FrTi	StTs
													1	3
27	28	29	30	31	32	33	34							
Game 5: Stefanos Tsitsipas Serving													FrTi	StTs
													1	4
35	36	37	38											
Game 6: Frances Tiafoe Serving													FrTi	StTs
													2	4
39	40	41	42	43	44	45	46							
Game 7: Stefanos Tsitsipas Serving													FrTi	StTs
													2	5
47	48	49	50	51										
Game 8: Frances Tiafoe Serving													FrTi	StTs
													3	5
52	53	54	55											
Game 9: Stefanos Tsitsipas Serving													FrTi	StTs
													3	6
56	57	58	59	60										

2nd Set

Game 1: Frances Tiafoe Serving													FrTi	StTs
													1	0
61	62	63	64											



Scorecard

スコアカード / Feuille d'arbitrage

Game	Serving	FrTi	StTs
Game 2: Stefanos Tsitsipas	Serving	1	1
Game 3: Frances Tiafoe	Serving	2	1
Game 4: Stefanos Tsitsipas	Serving	2	2
Game 5: Frances Tiafoe	Serving	2	3
Game 6: Stefanos Tsitsipas	Serving	2	4
Game 7: Frances Tiafoe	Serving	3	4
Game 8: Stefanos Tsitsipas	Serving	3	5
Game 9: Frances Tiafoe	Serving	4	5
Game 10: Stefanos Tsitsipas	Serving	4	6

Incidents Summary:

Code of Conduct Violation: 1
Code Violation (Ball Abuse) on TIAFOE, Frances (USA) in Set 2, Game 5, Point 5 at 12:07 on 27 July 2021
Time Violation: 0



Ariake Tennis Park

有明テニスの森
Parc de Tennis d'Ariake

TUE 27 JUL 2021

Tennis

テニス / Tennis

Men's Singles

男子シングルス / Simple hommes

Second Round

2回戦 / 2e tour



Scorecard

スコアカード / Feuille d'arbitrage

Legend:							
W	Winner		Ace - 2nd serve		Double fault		Point to receiver - 2nd serve
	Point to server - 2nd serve		Ace - 1st serve		Point to receiver - 1st serve		Point to server - 1st serve
	Service Break						





Match Statistics

試合統計 / Statistiques du match

W	CARRENO BUSTA Pablo (6)	ESP	5	6	6
	CILIC Marin	CRO	7	4	4
Match duration: 2h23min			52min	44min	47min

Court 1

Chair Umpire: BLOM John (AUS)

CARRENO BUSTA Pablo (6)				CILIC Marin				
1 st Set	2 nd Set	3 rd Set	Total	1 st Set	2 nd Set	3 rd Set	Total	
1	4	1	6	Total aces	2	3	4	9
0	0	1	1	Double faults	3	2	1	6
2	1	0	3	Service winners	3	0	0	3
33/40	22/26	24/31	79/97	1st serve	20/31	17/30	10/27	47/88
(83%)	(85%)	(77%)	(81%)		(65%)	(57%)	(37%)	(53%)
1	4	1	6	Aces on 1st serve	2	3	4	9
22/33	17/22	19/24	58/79	Points won on 1st serve	18/20	13/17	7/10	38/47
(67%)	(77%)	(79%)	(73%)		(90%)	(76%)	(70%)	(81%)
7/7	4/4	6/7	17/18	2nd Serve	8/11	11/13	16/17	35/41
(100%)	(100%)	(86%)	(94%)		(73%)	(85%)	(94%)	(85%)
0	0	0	0	Aces on 2nd Serve	0	0	0	0
3/7	3/4	4/7	10/18	Points won on 2nd serve	7/11	5/13	12/17	24/41
(43%)	(75%)	(57%)	(56%)		(64%)	(38%)	(71%)	(59%)
31	32	31	94	Total points won	40	24	27	91
6/31	12/30	8/27	26/88	Receiving points won	15/40	6/26	8/31	29/97
(19%)	(40%)	(30%)	(30%)		(38%)	(23%)	(26%)	(30%)
0/0	3/4	1/3	4/7	Break point conversions	1/2	0/0	0/0	1/2
(0%)	(75%)	(33%)	(57%)		(50%)	(0%)	(0%)	(50%)
3	2	2	7	Forehand winners	10	6	8	24
1	1	1	3	Backhand winners	1	2	0	3
24	12	8	44	Forced errors	16	19	20	55
0	1	7	8	Unforced errors	8	5	7	20
1/2	0/0	2/2	3/4	Net points won	4/5	3/3	4/5	11/13
(50%)	(0%)	(100%)	(75%)		(80%)	(100%)	(80%)	(85%)

	1 st Set					2 nd Set					3 rd Set										
	0	*1	1*2	2*3	3*4	4*5	5*6	0	*1	1*2	2*3	3*4	4*5	5*6	0	*1	1*2	2*3	3*4	4*5	5*6
CARRENO BUSTA Pablo (6)																					
CILIC Marin	*	1	*2	2*3	3*4	4*5	5*6	7	*	1	*2	2*3	3*4	4	*	1	*1	1*2	2*3	3*4	4

Note:
Total winners is the sum of total aces, service winners, forehand winners and backhand winners.

Legend:
W Winner * Server



Scorecard

スコアカード / Feuille d'arbitrage

W	CARRENO BUSTA Pablo (6)	ESP	5	6	6
	CILIC Marin	CRO	7	4	4
Match duration: 2h24min			52min	44min	48min

Court	Court 1	Scoring Rule	Three tie-break sets
Chair Umpire	BLOM John (AUS)	Match Code	MS213
Started	15:39	Finished	18:04

1st Set


















































































































Game 1: Marin Cilic Serving													PaCa	MaCi
													0	1
1	2	3	4	5										
Game 2: Pablo Carreno Busta Serving													PaCa	MaCi
													1	1
6	7	8	9	10	11	12	13	14	15					
Game 3: Marin Cilic Serving													PaCa	MaCi
													1	2
16	17	18	19	20										
Game 4: Pablo Carreno Busta Serving													PaCa	MaCi
													2	2
21	22	23	24	25										
Game 5: Marin Cilic Serving													PaCa	MaCi
													2	3
26	27	28	29											
Game 6: Pablo Carreno Busta Serving													PaCa	MaCi
													3	3
30	31	32	33	34	35	36	37	38	39					
Game 7: Marin Cilic Serving													PaCa	MaCi
													3	4
40	41	42	43											
Game 8: Pablo Carreno Busta Serving													PaCa	MaCi
													4	4
44	45	46	47	48										
Game 9: Marin Cilic Serving													PaCa	MaCi
													4	5
49	50	51	52	53										
Game 10: Pablo Carreno Busta Serving													PaCa	MaCi
													5	5
54	55	56	57	58										
Game 11: Marin Cilic Serving													PaCa	MaCi
													5	6
59	60	61	62	63	64	65	66							





Scorecard

スコアカード / Feuille d'arbitrage

Game 3: Marin Cilic Serving														PaCa	MaCi	
														2	1	
145	146	147	148	149	150	151	152									
Game 4: Pablo Carreno Busta Serving														PaCa	MaCi	
														3	1	
153	154	155	156	157												
Game 5: Marin Cilic Serving														PaCa	MaCi	
														3	2	
158	159	160	161	162												
Game 6: Pablo Carreno Busta Serving														PaCa	MaCi	
														4	2	
163	164	165	166	167												
Game 7: Marin Cilic Serving														PaCa	MaCi	
														4	3	
168	169	170	171													
Game 8: Pablo Carreno Busta Serving														PaCa	MaCi	
														5	3	
172	173	174	175	176												
Game 9: Marin Cilic Serving														PaCa	MaCi	
														5	4	
177	178	179	180													
Game 10: Pablo Carreno Busta Serving														PaCa	MaCi	
														6	4	
181	182	183	184													

Incidents Summary:

Code of Conduct Violation: 1
 Code Violation (Audible Obscenity) on CILIC, Marin (CRO) in Set 2, Game 5, Point 8 at 16:56 on 26 July 2021
 Time Violation: 1
 Time Violation on CILIC, Marin (CRO) in Set 2, Game 7, Point 4 at 17:04 on 26 July 2021



Ariake Tennis Park

有明テニスの森
Parc de Tennis d'Ariake

MON 26 JUL 2021

Tennis

テニス / Tennis

Men's Singles

男子シングルス / Simple hommes

Second Round

2回戦 / 2e tour



Scorecard

スコアカード / Feuille d'arbitrage

Legend:							
W	Winner		Double fault		Point to receiver - 2nd serve		Point to server - 2nd serve
	Ace - 1st serve		Point to receiver - 1st serve		Point to server - 1st serve		Service Break





Match Statistics

試合統計 / Statistiques du match

W	KOEPFER Dominik	GER	6	6
	PURCELL Max (ALT)	AUS	3	0
Match duration: 1h04min			43min	21min

Court 2

Chair Umpire: KJENDLIE Julie (NOR)

KOEPFER Dominik				PURCELL Max (ALT)				
1 st Set	2 nd Set	3 rd Set	Total		1 st Set	2 nd Set	3 rd Set	Total
1	3		4	Total aces	3	0		3
0	0		0	Double faults	0	0		0
0	0		0	Service winners	0	0		0
22/29	14/18		36/47	1st serve	22/32	9/15		31/47
(76%)	(78%)		(77%)		(69%)	(60%)		(66%)
1	3		4	Aces on 1st serve	3	0		3
17/22	10/14		27/36	Points won on 1st serve	15/22	2/9		17/31
(77%)	(71%)		(75%)		(68%)	(22%)		(55%)
7/7	4/4		11/11	2nd Serve	10/10	6/6		16/16
(100%)	(100%)		(100%)		(100%)	(100%)		(100%)
0	0		0	Aces on 2nd Serve	0	0		0
4/7	3/4		7/11	Points won on 2nd serve	4/10	1/6		5/16
(57%)	(75%)		(64%)		(40%)	(17%)		(31%)
34	25		59	Total points won	27	8		35
13/32	12/15		25/47	Receiving points won	8/29	5/18		13/47
(41%)	(80%)		(53%)		(28%)	(28%)		(28%)
1/4	3/3		4/7	Break point conversions	0/1	0/0		0/1
(25%)	(100%)		(57%)		(0%)	(0%)		(0%)
6	5		11	Forehand winners	2	2		4
5	3		8	Backhand winners	0	0		0
7	3		10	Forced errors	9	5		14
15	2		17	Unforced errors	11	9		20
5/7	2/2		7/9	Net points won	5/7	1/2		6/9
(71%)	(100%)		(78%)		(71%)	(50%)		(67%)

	1 st Set					2 nd Set				
KOEPFER Dominik	*1	1*2	2*3	3*4	5*6	1*2	3*4	5*6		
PURCELL Max (ALT)	0*	1*	2*3	3*3	3	*0	0*0	0*0	0	0

Note:
Total winners is the sum of total aces, service winners, forehand winners and backhand winners.

Legend:
ALT Alternate W Winner * Server



Scorecard

スコアカード / Feuille d'arbitrage

W	KOEPFER Dominik	GER	6	6
	PURCELL Max (ALT)	AUS	3	0
Match duration: 1h04min			43min	21min

Court	Court 2	Scoring Rule	Three tie-break sets
Chair Umpire	KJENDLIE Julie (NOR)	Match Code	MS214
Started	17:28	Finished	18:33

1st Set

Game	Serving	DoKo	MaPu
Game 1	Dominik Koepfer	1	0
Game 2	Max Purcell	1	1
Game 3	Dominik Koepfer	2	1
Game 4	Max Purcell	2	2
Game 5	Dominik Koepfer	3	2
Game 6	Max Purcell	3	3
Game 7	Dominik Koepfer	4	3
Game 8	Max Purcell	5	3
Game 9	Dominik Koepfer	6	3

2nd Set

Game	Serving	DoKo	MaPu
Game 1	Max Purcell	1	0



Match Statistics

試合統計 / Statistiques du match

W	FOGNINI Fabio (15)	ITA	6	7
	GERASIMOV Egor	BLR	4	6 (4)
Match duration: 1h43min			39min	64min

Court 2

Chair Umpire: HELWERTH Nico (GER)

FOGNINI Fabio (15)				GERASIMOV Egor				
1 st Set	2 nd Set	3 rd Set	Total		1 st Set	2 nd Set	3 rd Set	Total
2	2		4	Total aces	4	3		7
3	5		8	Double faults	2	0		2
0	1		1	Service winners	0	0		0
15/30	29/48		44/78	1st serve	20/33	17/34		37/67
(50%)	(60%)		(56%)		(61%)	(50%)		(55%)
2	2		4	Aces on 1st serve	3	2		5
12/15	23/29		35/44	Points won on 1st serve	12/20	13/17		25/37
(80%)	(79%)		(80%)		(60%)	(76%)		(68%)
12/15	14/19		26/34	2nd Serve	11/13	17/17		28/30
(80%)	(74%)		(76%)		(85%)	(100%)		(93%)
0	0		0	Aces on 2nd Serve	1	1		2
7/15	8/19		15/34	Points won on 2nd serve	6/13	11/17		17/30
(47%)	(42%)		(44%)		(46%)	(65%)		(57%)
34	41		75	Total points won	29	41		70
15/33	10/34		25/67	Receiving points won	11/30	17/48		28/78
(45%)	(29%)		(37%)		(37%)	(35%)		(36%)
2/2	1/1		3/3	Break point conversions	1/3	1/3		2/6
(100%)	(100%)		(100%)		(33%)	(33%)		(33%)
4	12		16	Forehand winners	1	2		3
3	0		3	Backhand winners	0	2		2
11	16		27	Forced errors	7	15		22
13	18		31	Unforced errors	18	11		29
1/1	8/10		9/11	Net points won	2/4	4/7		6/11
(100%)	(80%)		(82%)		(50%)	(57%)		(55%)

	1 st Set						2 nd Set										
FOGNINI Fabio (15)	0	*1	2	*3	4	*5	5	*5	5	*6	7						
GERASIMOV Egor	*1	1	*1	1	*1	1	*2	3	*4	4	*5	5	*6	6	6	6(4)	

Note:
Total winners is the sum of total aces, service winners, forehand winners and backhand winners.

Legend:
W Winner * Server



Scorecard

スコアカード / Feuille d'arbitrage

W	FOGNINI Fabio (15)	ITA	6	7
	GERASIMOV Egor	BLR	4	6 (4)
Match duration: 1h43min			40min	63min

Court	Court 2	Scoring Rule	Three tie-break sets
Chair Umpire	HELWERTH Nico (GER)	Match Code	MS215
Started	12:46	Finished	14:30

1st Set

Game 1: Egor Gerasimov Serving														FaFo	EgGe
														0	1
1	2	3	4	5	6										
Game 2: Fabio Fognini Serving														FaFo	EgGe
														1	1
7	8	9	10	11	12										
Game 3: Egor Gerasimov Serving														FaFo	EgGe
														2	1
13	14	15	16	17	18										
Game 4: Fabio Fognini Serving														FaFo	EgGe
														3	1
19	20	21	22												
Game 5: Egor Gerasimov Serving														FaFo	EgGe
														4	1
23	24	25	26	27	28	29	30								
Game 6: Fabio Fognini Serving														FaFo	EgGe
														5	1
31	32	33	34	35	36										
Game 7: Egor Gerasimov Serving														FaFo	EgGe
														5	2
37	38	39	40	41	42	43	44								
Game 8: Fabio Fognini Serving														FaFo	EgGe
														5	3
45	46	47	48	49	50	51	52								
Game 9: Egor Gerasimov Serving														FaFo	EgGe
														5	4
53	54	55	56	57											
Game 10: Fabio Fognini Serving														FaFo	EgGe
														6	4
58	59	60	61	62	63										

2nd Set



Scorecard

スコアカード / Feuille d'arbitrage

Game	Serving	Score	FaFo	EgGe
Game 1	Egor Gerasimov	64 65 66 67 68	0	1
Game 2	Fabio Fognini	69 70 71 72 73 74 75 76	0	2
Game 3	Egor Gerasimov	77 78 79 80	0	3
Game 4	Fabio Fognini	81 82 83 84	1	3
Game 5	Egor Gerasimov	85 86 87 88 89 90	2	3
Game 6	Fabio Fognini	91 92 93 94 95	3	3
Game 7	Egor Gerasimov	96 97 98 99 100	3	4
Game 8	Fabio Fognini	101 102 103 104 105	4	4
Game 9	Egor Gerasimov	106 107 108 109	4	5
Game 10	Fabio Fognini	110 111 112 113 114 115 116 117 118 119	5	5
Game 11	Egor Gerasimov	120 121 122 123 124	5	6
Game 12	Fabio Fognini	125 126 127 128 129 130 131 132 133 134	6	6
TB - Fabio Fognini		136 137 140 141 144 145	7	6
TB - Egor Gerasimov		135 138 139 142 143	(7)	(4)



Ariake Tennis Park

有明テニスの森
Parc de Tennis d'Ariake

MON 26 JUL 2021

Tennis

テニス / Tennis

Men's Singles

男子シングルス / Simple hommes

Second Round

2回戦 / 2e tour



Scorecard

スコアカード / Feuille d'arbitrage

Incidents Summary:

Code of Conduct Violation: 0
Time Violation: 0

TB	Tie-break	W	Winner		Ace - 2nd serve		Double fault
	Point to receiver - 2nd serve		Point to server - 2nd serve		Ace - 1st serve		Point to receiver - 1st serve
	Point to server - 1st serve		Service Break				




Match Statistics

試合統計 / Statistiques du match

	NAGAL Sumit (ITF)	IND	2	1
W	MEDVEDEV Daniil (2)	ROC	6	6
Match duration: 1h06min			30min	36min

Court 1

Chair Umpire: JOSEPH Emmanuel (FRA)

NAGAL Sumit (ITF)				MEDVEDEV Daniil (2)				
1 st Set	2 nd Set	3 rd Set	Total		1 st Set	2 nd Set	3 rd Set	Total
0	1		1	Total aces	3	1		4
3	2		5	Double faults	0	0		0
0	0		0	Service winners	0	0		0
17/23	20/34		37/57	1st serve	16/22	12/17		28/39
(74%)	(59%)		(65%)		(73%)	(71%)		(72%)
0	1		1	Aces on 1st serve	3	1		4
9/17	9/20		18/37	Points won on 1st serve	14/16	9/12		23/28
(53%)	(45%)		(49%)		(88%)	(75%)		(82%)
3/6	12/14		15/20	2nd Serve	6/6	5/5		11/11
(50%)	(86%)		(75%)		(100%)	(100%)		(100%)
0	0		0	Aces on 2nd Serve	0	0		0
3/6	6/14		9/20	Points won on 2nd serve	3/6	4/5		7/11
(50%)	(43%)		(45%)		(50%)	(80%)		(64%)
17	19		36	Total points won	28	32		60
5/22	4/17		9/39	Receiving points won	11/23	19/34		30/57
(23%)	(24%)		(23%)		(48%)	(56%)		(53%)
0/0	0/0		0/0	Break point conversions	2/2	3/9		5/11
(0%)	(0%)		(0%)		(100%)	(33%)		(45%)
5	6		11	Forehand winners	0	4		4
0	1		1	Backhand winners	0	3		3
13	5		18	Forced errors	8	3		11
12	19		31	Unforced errors	4	8		12
2/3	6/6		8/9	Net points won	1/1	4/5		5/6
(67%)	(100%)		(89%)		(100%)	(80%)		(83%)

	1 st Set					2 nd Set				
NAGAL Sumit (ITF)	*0	0	*1	1	*1	1	*2	2		
MEDVEDEV Daniil (2)	1	*2	2	*3	4	*5	5	*6	1	*1

Note:
Total winners is the sum of total aces, service winners, forehand winners and backhand winners.

Legend:
ITF ITF Place **W** Winner * Server



Ariake Tennis Park

有明テニスの森
Parc de Tennis d'Ariake

MON 26 JUL 2021

Tennis
テニス / Tennis

Men's Singles
男子シングルス / Simple hommes

Second Round
2回戦 / 2e tour



Scorecard

スコアカード / Feuille d'arbitrage

	NAGAL Sumit (ITF)	IND	2	1
W	MEDVEDEV Daniil (2)	ROC	6	6
Match duration: 1h06min			30min	36min

Court	Court 1	Scoring Rule	Three tie-break sets
Chair Umpire	JOSEPH Emmanuel (FRA)	Match Code	MS216
Started	14:14	Finished	15:20

1st Set

Game 1: Sumit Nagal Serving													SuNa	DaMe	☀
1	2	3	4	5									0	1	
Game 2: Daniil Medvedev Serving													SuNa	DaMe	
6	7	8	9	10	11	12	13						0	2	
Game 3: Sumit Nagal Serving													SuNa	DaMe	
14	15	16	17	18									1	2	
Game 4: Daniil Medvedev Serving													SuNa	DaMe	
19	20	21	22	23									1	3	
Game 5: Sumit Nagal Serving													SuNa	DaMe	☀
24	25	26	27	28	29	30	31						1	4	
Game 6: Daniil Medvedev Serving													SuNa	DaMe	
32	33	34	35										1	5	
Game 7: Sumit Nagal Serving													SuNa	DaMe	
36	37	38	39	40									2	5	
Game 8: Daniil Medvedev Serving													SuNa	DaMe	
41	42	43	44	45									2	6	

2nd Set

Game 1: Sumit Nagal Serving													SuNa	DaMe	☀
46	47	48	49	50	51								0	1	
Game 2: Daniil Medvedev Serving													SuNa	DaMe	
52	53	54	55	56	57	58	59						0	2	





Ariake Tennis Park

有明テニスの森
Parc de Tennis d'Ariake

MON 26 JUL 2021

Tennis

テニス / Tennis

Men's Singles

男子シングルス / Simple hommes

Second Round

2回戦 / 2e tour



Scorecard

スコアカード / Feuille d'arbitrage

Game 3: Sumit Nagal Serving														SuNa	DaMe	
															1	2
60	61	62	63	64	65	66	67	68	69							
Game 4: Daniil Medvedev Serving														SuNa	DaMe	
															1	3
70	71	72	73	74												
Game 5: Sumit Nagal Serving														SuNa	DaMe	
															1	4
75	76	77	78	79	80											
Game 6: Daniil Medvedev Serving														SuNa	DaMe	
															1	5
81	82	83	84													
Game 7: Sumit Nagal Serving														SuNa	DaMe	
															1	6
85	86	87	88	89	90	91	92	93	94	95	96					

Incidents Summary:
Code of Conduct Violation: 0
Time Violation: 0

Legend:					
	ITF Place		Winner		Double fault
	Point to server - 2nd serve		Ace - 1st serve		Point to receiver - 1st serve
	Service Break		Point to receiver - 2nd serve		Point to server - 1st serve





Match Statistics

試合統計 / Statistiques du match

W	DJOKOVIC Novak (1)	SRB	6	6
	DAVIDOVICH FOKINA Alejandro (16)	ESP	3	1
Match duration: 1h22min			46min	37min

Centre Court

Chair Umpire: AZEMAR ENGZELL Louise (SWE)

DJOKOVIC Novak (1)				DAVIDOVICH FOKINA Alejandro (16)				
1 st Set	2 nd Set	3 rd Set	Total		1 st Set	2 nd Set	3 rd Set	Total
6	3		9	Total aces	0	0		0
0	1		1	Double faults	2	0		2
1	0		1	Service winners	0	0		0
23/31	9/17		32/48	1st serve	22/35	21/28		43/63
(74%)	(53%)		(67%)		(63%)	(75%)		(68%)
5	3		8	Aces on 1st serve	0	0		0
18/23	8/9		26/32	Points won on 1st serve	14/22	7/21		21/43
(78%)	(89%)		(81%)		(64%)	(33%)		(49%)
8/8	7/8		15/16	2nd Serve	11/13	7/7		18/20
(100%)	(88%)		(94%)		(85%)	(100%)		(90%)
1	0		1	Aces on 2nd Serve	0	0		0
4/8	5/8		9/16	Points won on 2nd serve	6/13	4/7		10/20
(50%)	(63%)		(56%)		(46%)	(57%)		(50%)
37	30		67	Total points won	29	15		44
15/35	17/28		32/63	Receiving points won	9/31	4/17		13/48
(43%)	(61%)		(51%)		(29%)	(24%)		(27%)
1/4	3/5		4/9	Break point conversions	0/2	0/0		0/2
(25%)	(60%)		(44%)		(0%)	(0%)		(0%)
3	6		9	Forehand winners	4	2		6
1	4		5	Backhand winners	3	3		6
14	6		20	Forced errors	12	8		20
8	4		12	Unforced errors	14	9		23
6/11	6/8		12/19	Net points won	7/8	3/5		10/13
(55%)	(75%)		(63%)		(88%)	(60%)		(77%)

	1 st Set					2 nd Set			
DJOKOVIC Novak (1)	*1	1*	2	3*	4	4*	5	5*	6
DAVIDOVICH FOKINA	0*	1*	1*	1*	2*	3	3		

Note:

Total winners is the sum of total aces, service winners, forehand winners and backhand winners.

Legend:

W Winner * Server



Scorecard

スコアカード / Feuille d'arbitrage

W	DJOKOVIC Novak (1)	SRB	6	6
	DAVIDOVICH FOKINA Alejandro (16)	ESP	3	1
Match duration: 1h23min			46min	37min

Court	Centre Court	Scoring Rule	Three tie-break sets
Chair Umpire	AZEMAR ENGZELL Louise (SWE)	Match Code	MS301
Started	16:25	Finished	17:48

1st Set

Game	Serving	NoDj	AIDa
Game 1	Novak Djokovic	1	0
Game 2	Alejandro Davidovich Fokina	1	1
Game 3	Novak Djokovic	2	1
Game 4	Alejandro Davidovich Fokina	3	1
Game 5	Novak Djokovic	4	1
Game 6	Alejandro Davidovich Fokina	4	2
Game 7	Novak Djokovic	5	2
Game 8	Alejandro Davidovich Fokina	5	3
Game 9	Novak Djokovic	6	3

2nd Set

Game	Serving	NoDj	AIDa
Game 1	Alejandro Davidovich Fokina	0	1



Scorecard

スコアカード / Feuille d'arbitrage

Game 2: Novak Djokovic Serving

																NoDj	AI Da
																1	1
75	76	77	78														

Game 3: Alejandro Davidovich Fokina Serving

																NoDj	AI Da
																2	1
79	80	81	82														

Game 4: Novak Djokovic Serving

																NoDj	AI Da
																3	1
83	84	85	86	87	88	89	90										

Game 5: Alejandro Davidovich Fokina Serving

																NoDj	AI Da
																4	1
91	92	93	94	95	96	97	98	99	100								

Game 6: Novak Djokovic Serving

																NoDj	AI Da
																5	1
101	102	103	104	105													

Game 7: Alejandro Davidovich Fokina Serving

																NoDj	AI Da
																6	1
106	107	108	109	110	111												

Incidents Summary:

Code of Conduct Violation: 0
Time Violation: 0

Legend:							
	Winner		Ace - 2nd serve		Double fault		Point to receiver - 2nd serve
	Point to server - 2nd serve		Ace - 1st serve		Point to receiver - 1st serve		Point to server - 1st serve
	Service Break						


Match Statistics

試合統計 / Statistiques du match

	IVASHKA Ilya	BLR	6 (7)	0
W	NISHIKORI Kei	JPN	7	6
Match duration: 2h01min			81min	40min

Court 1

Chair Umpire: KEOTHAVONG James (GBR)

IVASHKA Ilya				NISHIKORI Kei			
1 st Set	2 nd Set	3 rd Set	Total	1 st Set	2 nd Set	3 rd Set	Total
4	0		4	Total aces	0	1	1
4	0		4	Double faults	0	2	2
0	0		0	Service winners	0	0	0
26/42	22/31		48/73	1st serve	39/58	7/16	46/74
(62%)	(71%)		(66%)		(67%)	(44%)	(62%)
4	0		4	Aces on 1st serve	0	1	1
16/26	10/22		26/48	Points won on 1st serve	18/39	6/7	24/46
(62%)	(45%)		(54%)		(46%)	(86%)	(52%)
12/16	9/9		21/25	2nd Serve	19/19	7/9	26/28
(75%)	(100%)		(84%)		(100%)	(78%)	(93%)
0	0		0	Aces on 2nd Serve	0	0	0
5/16	2/9		7/25	Points won on 2nd serve	11/19	6/9	17/28
(31%)	(22%)		(28%)		(58%)	(67%)	(61%)
50	16		66	Total points won	50	31	81
29/58	4/16		33/74	Receiving points won	21/42	19/31	40/73
(50%)	(25%)		(45%)		(50%)	(61%)	(55%)
3/4	0/0		3/4	Break point conversions	3/6	3/5	6/11
(75%)	(0%)		(75%)		(50%)	(60%)	(55%)
9	2		11	Forehand winners	5	1	6
3	1		4	Backhand winners	1	3	4
15	11		26	Forced errors	14	6	20
29	15		44	Unforced errors	20	7	27
6/12	1/2		7/14	Net points won	3/8	4/5	7/13
(50%)	(50%)		(50%)		(38%)	(80%)	(54%)

	1 st Set							2 nd Set											
IVASHKA Ilya	0*	*1	2*	*2	2*	*3	3*	*4	5*	*5	6*	*6	6(7)	*0	0*	*0	0*	*0	0
NISHIKORI Kei	*1	1*	*1	2*	*3	3*	*4	4*	*4	5*	*5	6	7	1*	*2	3*	*4	5*	6

Note:
Total winners is the sum of total aces, service winners, forehand winners and backhand winners.

Legend:
W Winner * Server



Scorecard

スコアカード / Feuille d'arbitrage

	IVASHKA Ilya	BLR	6 (7)	0
W	NISHIKORI Kei	JPN	7	6
Match duration: 2h01min			82min	39min

Court	Court 1	Scoring Rule	Three tie-break sets
Chair Umpire	KEOTHAVONG James (GBR)	Match Code	MS302
Started	12:59	Finished	15:01

1st Set

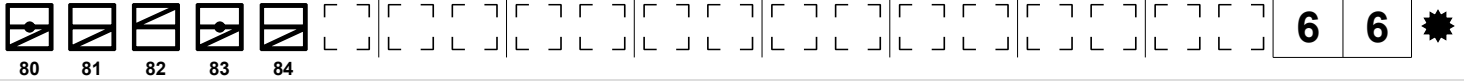
Game 1: Kei Nishikori Serving														Illv	KeNi
1	2	3	4	5	6	7	8	9	10	11	12	13	14	0	1
Game 2: Ilya Ivashka Serving														Illv	KeNi
15	16	17	18	19	20	1	1								
Game 3: Kei Nishikori Serving														Illv	KeNi
21	22	23	24	2	1										
Game 4: Ilya Ivashka Serving														Illv	KeNi
25	26	27	28	29	30	2	2								
Game 5: Kei Nishikori Serving														Illv	KeNi
31	32	33	34	35	36	37	38	39	40	2	3				
Game 6: Ilya Ivashka Serving														Illv	KeNi
41	42	43	44	45	46	3	3								
Game 7: Kei Nishikori Serving														Illv	KeNi
47	48	49	50	51	52	3	4								
Game 8: Ilya Ivashka Serving														Illv	KeNi
53	54	55	56	57	58	4	4								
Game 9: Kei Nishikori Serving														Illv	KeNi
59	60	61	62	5	4										
Game 10: Ilya Ivashka Serving														Illv	KeNi
63	64	65	66	67	5	5									
Game 11: Kei Nishikori Serving														Illv	KeNi
68	69	70	71	72	73	74	75	76	77	78	79	6	5		




Scorecard

スコアカード / Feuille d'arbitrage

Game 12: Ilya Ivashka Serving



TB - Ilya Ivashka

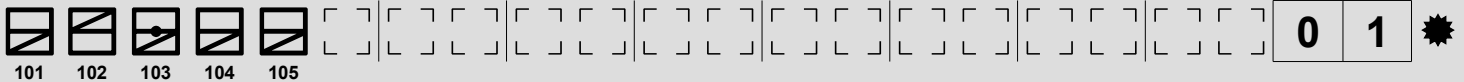


TB - Kei Nishikori

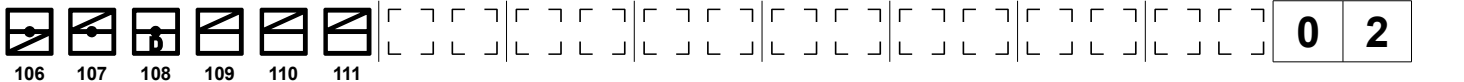


2nd Set

Game 1: Ilya Ivashka Serving



Game 2: Kei Nishikori Serving



Game 3: Ilya Ivashka Serving



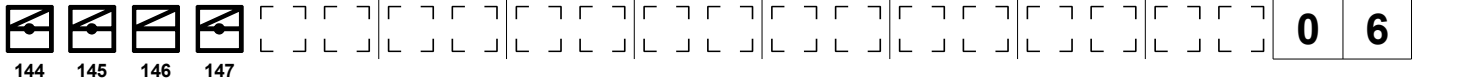
Game 4: Kei Nishikori Serving



Game 5: Ilya Ivashka Serving



Game 6: Kei Nishikori Serving



Incidents Summary:

Code of Conduct Violation: 1

Code Violation (Ball Abuse) on IVASHKA, Ilya (BLR) in Set 1, Game 11, Point 2 at 13:57 on 28 July 2021

Time Violation: 0





Ariake Tennis Park

有明テニスの森
Parc de Tennis d'Ariake

WED 28 JUL 2021

Tennis

テニス / Tennis

Men's Singles

男子シングルス / Simple hommes

Third Round

3回戦 / 3e tour



Scorecard

スコアカード / Feuille d'arbitrage

Legend:							
TB	Tie-break	W	Winner		Double fault		Point to receiver - 2nd serve
	Point to server - 2nd serve		Ace - 1st serve		Point to receiver - 1st serve		Point to server - 1st serve
	Service Break						





Match Statistics

試合統計 / Statistiques du match

W	ZVEREV Alexander (4)	GER	6	7
	BASILASHVILI Nikoloz	GEO	4	6 (5)
Match duration: 1h38min			34min	64min

Court 1

Chair Umpire: VELJOVIC Marijana (SRB)

ZVEREV Alexander (4)				BASILASHVILI Nikoloz				
1 st Set	2 nd Set	3 rd Set	Total		1 st Set	2 nd Set	3 rd Set	Total
4	7		11	Total aces	3	2		5
0	0		0	Double faults	1	1		2
1	0		1	Service winners	0	1		1
18/20	38/46		56/66	1st serve	17/28	19/37		36/65
(90%)	(83%)		(85%)		(61%)	(51%)		(55%)
4	7		11	Aces on 1st serve	3	2		5
18/18	26/38		44/56	Points won on 1st serve	10/17	16/19		26/36
(100%)	(68%)		(79%)		(59%)	(84%)		(72%)
2/2	8/8		10/10	2nd Serve	10/11	17/18		27/29
(100%)	(100%)		(100%)		(91%)	(94%)		(93%)
0	0		0	Aces on 2nd Serve	0	0		0
2/2	6/8		8/10	Points won on 2nd serve	6/11	10/18		16/29
(100%)	(75%)		(80%)		(55%)	(56%)		(55%)
32	43		75	Total points won	16	40		56
12/28	11/37		23/65	Receiving points won	0/20	14/46		14/66
(43%)	(30%)		(35%)		(0%)	(30%)		(21%)
1/1	1/1		2/2	Break point conversions	0/0	1/3		1/3
(100%)	(100%)		(100%)		(0%)	(33%)		(33%)
3	1		4	Forehand winners	0	10		10
2	3		5	Backhand winners	0	2		2
9	18		27	Forced errors	11	21		32
4	7		11	Unforced errors	11	11		22
3/4	7/8		10/12	Net points won	2/6	7/11		9/17
(75%)	(88%)		(83%)		(33%)	(64%)		(53%)

	1 st Set						2 nd Set							
ZVEREV Alexander (4)	*1	1*2	2*3	3*4	4*5	6	*1	1*2	2*3	3*4	5*5	5*6	6	7
BASILASHVILI Nikoloz	0	*1	1*2	2*3	3*4	4*4	0	*1	1*2	2*3	3*3	4*5	5*6	6(5)

Note:

Total winners is the sum of total aces, service winners, forehand winners and backhand winners.

Legend:

W Winner * Server



Scorecard

スコアカード / Feuille d'arbitrage

W	ZVEREV Alexander (4)	GER	6	7
	BASILASHVILI Nikoloz	GEO	4	6 (5)
Match duration: 1h38min			34min	64min

Court	Court 1	Scoring Rule	Three tie-break sets
Chair Umpire	VELJOVIC Marijana (SRB)	Match Code	MS303
Started	15:22	Finished	17:00

1st Set

Game 1: Alexander Zverev Serving													AIZv	NiBa
													1	0
1	2	3	4											
Game 2: Nikoloz Basilashvili Serving													AIZv	NiBa
													1	1
5	6	7	8	9	10									
Game 3: Alexander Zverev Serving													AIZv	NiBa
													2	1
11	12	13	14											
Game 4: Nikoloz Basilashvili Serving													AIZv	NiBa
													2	2
15	16	17	18	19	20									
Game 5: Alexander Zverev Serving													AIZv	NiBa
													3	2
21	22	23	24											
Game 6: Nikoloz Basilashvili Serving													AIZv	NiBa
													3	3
25	26	27	28	29	30									
Game 7: Alexander Zverev Serving													AIZv	NiBa
													4	3
31	32	33	34											
Game 8: Nikoloz Basilashvili Serving													AIZv	NiBa
													4	4
35	36	37	38	39	40									
Game 9: Alexander Zverev Serving													AIZv	NiBa
													5	4
41	42	43	44											
Game 10: Nikoloz Basilashvili Serving													AIZv	NiBa
													6	4
45	46	47	48											

2nd Set



Scorecard

スコアカード / Feuille d'arbitrage

Game 1: Alexander Zverev Serving														AIZv	NiBa
														1	0
49	50	51	52												
Game 2: Nikoloz Basilashvili Serving														AIZv	NiBa
														1	1
53	54	55	56												
Game 3: Alexander Zverev Serving														AIZv	NiBa
														2	1
57	58	59	60												
Game 4: Nikoloz Basilashvili Serving														AIZv	NiBa
														2	2
61	62	63	64												
Game 5: Alexander Zverev Serving														AIZv	NiBa
														3	2
65	66	67	68	69	70										
Game 6: Nikoloz Basilashvili Serving														AIZv	NiBa
														3	3
71	72	73	74	75											
Game 7: Alexander Zverev Serving														AIZv	NiBa
														4	3
76	77	78	79												
Game 8: Nikoloz Basilashvili Serving														AIZv	NiBa
														5	3
80	81	82	83	84											
Game 9: Alexander Zverev Serving														AIZv	NiBa
														5	4
85	86	87	88	89	90	91	92	93	94	95	96	97	98		
Game 10: Nikoloz Basilashvili Serving														AIZv	NiBa
														5	5
99	100	101	102	103	104	105	106								
Game 11: Alexander Zverev Serving														AIZv	NiBa
														6	5
107	108	109	110	111	112	113	114								
Game 12: Nikoloz Basilashvili Serving														AIZv	NiBa
														6	6
115	116	117	118	119											
TB - Alexander Zverev														AIZv	NiBa
														7	6
120			123	124		127	128		131						
TB - Nikoloz Basilashvili														AIZv	NiBa
														(7)	(5)
	121	122			125	126		129	130						



Ariake Tennis Park

有明テニスの森
Parc de Tennis d'Ariake

WED 28 JUL 2021

Tennis

テニス / Tennis

Men's Singles

男子シングルス / Simple hommes

Third Round

3回戦 / 3e tour



Scorecard

スコアカード / Feuille d'arbitrage

Incidents Summary:

Code of Conduct Violation: 0

Time Violation: 2

Time Violation on BASILASHVILI, Nikoloz (GEO) in Set 2, Game 8, Point 4 at 16:26 on 28 July 2021

Time Violation on ZVEREV, Alexander (GER) in Set 2, Game 11, Point 3 at 16:43 on 28 July 2021

Legend:

TB	Tie-break	W	Winner		Double fault		Point to receiver - 2nd serve
	Point to server - 2nd serve		Ace - 1st serve		Point to receiver - 1st serve		Point to server - 1st serve
	Service Break						





Match Statistics

試合統計 / Statistiques du match

W	CHARDY Jeremy	FRA	7	4	6
	BROADY Liam (ITF)	GBR	6 (3)	6	1
Match duration: 2h37min			62min	53min	42min

Court 3

Chair Umpire: HELWERTH Nico (GER)

CHARDY Jeremy				BROADY Liam (ITF)			
1 st Set	2 nd Set	3 rd Set	Total	1 st Set	2 nd Set	3 rd Set	Total
4	7	2	13	Total aces	3	2	6
4	1	1	6	Double faults	0	1	2
0	0	2	2	Service winners	0	0	1
22/39	18/28	12/19	52/86	1st serve	29/42	25/40	74/106
(56%)	(64%)	(63%)	(60%)		(69%)	(63%)	(70%)
3	6	2	11	Aces on 1st serve	3	2	6
20/22	11/18	11/12	42/52	Points won on 1st serve	21/29	15/25	44/74
(91%)	(61%)	(92%)	(81%)		(72%)	(60%)	(59%)
13/17	9/10	6/7	28/34	2nd Serve	13/13	14/15	30/32
(76%)	(90%)	(86%)	(82%)		(100%)	(93%)	(94%)
1	1	0	2	Aces on 2nd Serve	0	0	0
8/17	3/10	5/7	16/34	Points won on 2nd serve	4/13	8/15	15/32
(47%)	(30%)	(71%)	(47%)		(31%)	(53%)	(47%)
45	31	29	105	Total points won	36	37	87
17/42	17/40	13/24	47/106	Receiving points won	11/39	14/28	28/86
(40%)	(43%)	(54%)	(44%)		(28%)	(50%)	(33%)
1/2	1/4	2/3	4/9	Break point conversions	1/2	2/2	3/4
(50%)	(25%)	(67%)	(44%)		(50%)	(100%)	(75%)
10	8	8	26	Forehand winners	3	13	16
1	3	5	9	Backhand winners	4	1	5
9	11	7	27	Forced errors	21	6	34
17	10	5	32	Unforced errors	9	7	21
7/11	3/4	5/5	15/20	Net points won	8/11	3/6	12/19
(64%)	(75%)	(100%)	(75%)		(73%)	(50%)	(63%)

	1 st Set							2 nd Set							3 rd Set															
CHARDY Jeremy	0	*1	1	*2	3	*4	4	*5	5	*6	5	*6	7	*1	2	*2	2	*3	3	*4	4	*4	4	*1	2	*3	3	*4	5	*6
BROADY Liam (ITF)	*1	1	*2	2	*2	2	*3	3	*4	5	*6	6	6(3)	0	*0	1	*2	2	*3	3	*4	5	*6	0	*0	0	*1	1	*1	1

Note:
Total winners is the sum of total aces, service winners, forehand winners and backhand winners.

Legend:
ITF ITF Place **W** Winner * Server



Scorecard

スコアカード / Feuille d'arbitrage

W	CHARDY Jeremy	FRA	7	4	6
	BROADY Liam (ITF)	GBR	6 (3)	6	1
Match duration: 2h37min			62min	53min	42min

Court	Court 3	Scoring Rule	Three tie-break sets
Chair Umpire	HELWERTH Nico (GER)	Match Code	MS304
Started	14:49	Finished	17:26

1st Set

Game	Serving	JeCh	LiBr
Game 1	Liam Broady	0	1
Game 2	Jeremy Chardy	1	1
Game 3	Liam Broady	1	2
Game 4	Jeremy Chardy	2	2
Game 5	Liam Broady	3	2
Game 6	Jeremy Chardy	4	2
Game 7	Liam Broady	4	3
Game 8	Jeremy Chardy	5	3
Game 9	Liam Broady	5	4
Game 10	Jeremy Chardy	5	5
Game 11	Liam Broady	5	6



Scorecard

スコアカード / Feuille d'arbitrage

Game 12: Jeremy Chardy Serving

				[]	[]	[]	[]	[]	[]	[]	[]	[]	[]	[]	[]	[]	[]	[]	[]	JeCh	LiBr
68	69	70	71																	6	6

TB - Jeremy Chardy

[]			[]	[]			[]		[]	[]	[]	[]	[]	[]	[]	[]	[]	[]	[]	JeCh	LiBr
	73	74			77	78		81												7	6

TB - Liam Broady

	[]	[]			[]	[]			[]	[]	[]	[]	[]	[]	[]	[]	[]	[]	[]	JeCh	LiBr
72			75	76			79	80												(7)	(3)

2nd Set

Game 1: Jeremy Chardy Serving

						[]	[]	[]	[]	[]	[]	[]	[]	[]	[]	[]	[]	[]	[]	JeCh	LiBr
82	83	84	85	86	87															1	0

Game 2: Liam Broady Serving

								[]	[]	[]	[]	[]	[]	[]	[]	[]	[]	[]	[]	JeCh	LiBr
88	89	90	91	92	93	94	95													2	0

Game 3: Jeremy Chardy Serving

				[]	[]	[]	[]	[]	[]	[]	[]	[]	[]	[]	[]	[]	[]	[]	[]	JeCh	LiBr
96	97	98	99																	2	1

Game 4: Liam Broady Serving

						[]	[]	[]	[]	[]	[]	[]	[]	[]	[]	[]	[]	[]	[]	JeCh	LiBr
100	101	102	103	104	105															2	2

Game 5: Jeremy Chardy Serving

						[]	[]	[]	[]	[]	[]	[]	[]	[]	[]	[]	[]	[]	[]	JeCh	LiBr
106	107	108	109	110	111															3	2

Game 6: Liam Broady Serving

							[]	[]	[]	[]	[]	[]	[]	[]	[]	[]	[]	[]	[]	JeCh	LiBr
112	113	114	115	116	117															3	3

Game 7: Jeremy Chardy Serving

					[]	[]	[]	[]	[]	[]	[]	[]	[]	[]	[]	[]	[]	[]	[]	JeCh	LiBr
118	119	120	121	122																4	3

Game 8: Liam Broady Serving

						[]	[]	[]	[]	[]	[]	[]	[]	[]	[]	[]	[]	[]	[]	JeCh	LiBr
123	124	125	126	127	128															4	4

Game 9: Jeremy Chardy Serving

					[]	[]	[]	[]	[]	[]	[]	[]	[]	[]	[]	[]	[]	[]	[]	JeCh	LiBr
129	130	131	132	133																4	5

Game 10: Liam Broady Serving

													[]	[]	[]	[]	[]	[]	[]	JeCh	LiBr
134	135	136	137	138	139	140	141	142	143	144	145	146	147							4	6

3rd Set





Scorecard

スコアカード / Feuille d'arbitrage

Game 1: Jeremy Chardy Serving														JeCh	LiBr
														1	0
148	149	150	151												
Game 2: Liam Broady Serving														JeCh	LiBr
														2	0
152	153	154	155	156	157	158	159								
Game 3: Jeremy Chardy Serving														JeCh	LiBr
														3	0
160	161	162	163												
Game 4: Liam Broady Serving														JeCh	LiBr
														3	1
164	165	166	167	168	169	170	171								
Game 5: Jeremy Chardy Serving														JeCh	LiBr
														4	1
172	173	174	175	176											
Game 6: Liam Broady Serving														JeCh	LiBr
														5	1
177	178	179	180	181	182	183	184	185	186						
Game 7: Jeremy Chardy Serving														JeCh	LiBr
														6	1
187	188	189	190	191	192										

Incidents Summary:
 Code of Conduct Violation: 0
 Time Violation: 0

Legend:							
ITF	ITF Place	TB	Tie-break	W	Winner		Ace - 2nd serve
	Double fault		Point to receiver - 2nd serve		Point to server - 2nd serve		Ace - 1st serve
	Point to receiver - 1st serve		Point to server - 1st serve		Service Break		



Match Statistics

試合統計 / Statistiques du match

	SCHWARTZMAN Diego (8)	ARG	1	6	1
W	KHACHANOV Karen (12)	ROC	6	2	6
Match duration: 2h00min			27min	38min	55min

Court 3

Chair Umpire: JANZEN Timo (GER)

SCHWARTZMAN Diego (8)				KHACHANOV Karen (12)				
1 st Set	2 nd Set	3 rd Set	Total		1 st Set	2 nd Set	3 rd Set	Total
0	1	0	1	Total aces	4	6	3	13
1	0	1	2	Double faults	0	1	1	2
0	0	0	0	Service winners	0	0	1	1
13/17	19/24	9/23	41/64	1st serve	21/25	14/25	17/31	52/81
(76%)	(79%)	(39%)	(64%)	Aces on 1st serve	(84%)	(56%)	(55%)	(64%)
0	1	0	1	Points won on 1st serve	4	6	3	13
5/13	14/19	2/9	21/41	2nd Serve	15/21	10/14	13/17	38/52
(38%)	(74%)	(22%)	(51%)	Aces on 2nd Serve	(71%)	(71%)	(76%)	(73%)
3/4	5/5	13/14	21/23	Points won on 2nd serve	4/4	10/11	13/14	27/29
(75%)	(100%)	(93%)	(91%)	Total points won	(100%)	(91%)	(93%)	(93%)
0	0	0	0	Receiving points won	0	0	0	0
1/4	4/5	6/14	11/23	Break point conversions	3/4	3/11	6/14	12/29
(25%)	(80%)	(43%)	(48%)		(75%)	(27%)	(43%)	(41%)
13	30	20	63	Forehand winners	29	19	34	82
7/25	12/25	12/31	31/81	Backhand winners	11/17	6/24	15/23	32/64
(28%)	(48%)	(39%)	(38%)	Forced errors	(65%)	(25%)	(65%)	(50%)
0/1	2/4	0/7	2/12	Unforced errors	2/3	0/1	3/6	5/10
(0%)	(50%)	(0%)	(17%)	Net points won	(67%)	(0%)	(50%)	(50%)
3	5	1	9		5	4	6	15
0	2	2	4		3	0	1	4
9	5	16	30		6	13	6	25
8	4	7	19		4	9	11	24
1/1	4/5	0/2	5/8		2/3	0/1	1/4	3/8
(100%)	(80%)	(0%)	(63%)		(67%)	(0%)	(25%)	(38%)

	1 st Set				2 nd Set				3 rd Set				
SCHWARTZMAN Diego (8)	0*0	0*1	1*1	1	*1	1*2	2*3	4*5	6	*1	1*1	1*1	1*1
KHACHANOV Karen (12)	*1	2*3	3*4	5*6	0*1	1*2	2*2	2*2		0*1	2*3	4*5	6

Note:
Total winners is the sum of total aces, service winners, forehand winners and backhand winners.

Legend:
W Winner * Server



Scorecard

スコアカード / Feuille d'arbitrage

	SCHWARTZMAN Diego (8)	ARG	1	6	1
W	KHACHANOV Karen (12)	ROC	6	2	6
Match duration: 2h00min			27min	38min	55min

Court	Court 3	Scoring Rule	Three tie-break sets
Chair Umpire	JANZEN Timo (GER)	Match Code	MS305
Started	12:29	Finished	14:29

1st Set

Game 1: Karen Khachanov Serving DiSc KaKh
 0 1

Game 2: Diego Schwartzman Serving DiSc KaKh
 0 2

Game 3: Karen Khachanov Serving DiSc KaKh
 0 3

Game 4: Diego Schwartzman Serving DiSc KaKh
 1 3

Game 5: Karen Khachanov Serving DiSc KaKh
 1 4

Game 6: Diego Schwartzman Serving DiSc KaKh
 1 5

Game 7: Karen Khachanov Serving DiSc KaKh
 1 6

2nd Set

Game 1: Diego Schwartzman Serving DiSc KaKh
 1 0

Game 2: Karen Khachanov Serving DiSc KaKh
 1 1

Game 3: Diego Schwartzman Serving DiSc KaKh
 2 1















Scorecard

スコアカード / Feuille d'arbitrage







Game 4: Karen Khachanov Serving

																				DiSc	KaKh	
57	58	59	60	61	62																2	2

Game 5: Diego Schwartzman Serving

																				DiSc	KaKh	
63	64	65	66	67	68	69	70	71	72												3	2







Game 6: Karen Khachanov Serving

																					DiSc	KaKh
73	74	75	76	77	78	79	80														4	2

Game 7: Diego Schwartzman Serving









																					DiSc	KaKh
81	82	83	84	85																	5	2

Game 8: Karen Khachanov Serving





																					DiSc	KaKh
86	87	88	89	90	91																6	2

3rd Set







Game 1: Diego Schwartzman Serving

																					DiSc	KaKh
92	93	94	95	96	97	98	99														1	0

Game 2: Karen Khachanov Serving

																					DiSc	KaKh
100	101	102	103	104																	1	1

Game 3: Diego Schwartzman Serving

																					DiSc	KaKh
105	106	107	108	109	110																1	2









Game 4: Karen Khachanov Serving

																						DiSc	KaKh
111	112	113	114	115	116	117	118	119	120	121	122	123	124	125	126	127	128					1	3






Game 5: Diego Schwartzman Serving

																						DiSc	KaKh
129	130	131	132	133																		1	4

Game 6: Karen Khachanov Serving

																						DiSc	KaKh
134	135	136	137	138	139	140	141															1	5

Game 7: Diego Schwartzman Serving

																						DiSc	KaKh
142	143	144	145																			1	6

Incidents Summary:

Code of Conduct Violation: 1

Code Violation (Racquet Abuse) on SCHWARTZMAN, Diego (ARG) in Set 3, Game 6, Point 7 at 14:26 on 28 July 2021

Time Violation: 0



Ariake Tennis Park

有明テニスの森
Parc de Tennis d'Ariake

WED 28 JUL 2021

Tennis

テニス / Tennis

Men's Singles

男子シングルス / Simple hommes

Third Round

3回戦 / 3e tour



Scorecard

スコアカード / Feuille d'arbitrage

Legend:							
W	Winner		Double fault		Point to receiver - 2nd serve		Point to server - 2nd serve
	Ace - 1st serve		Point to receiver - 1st serve		Point to server - 1st serve		Service Break





Match Statistics
試合統計 / Statistiques du match

W	HUMBERT Ugo (14)	FRA	2	7	6
	TSITSIPAS Stefanos (3)	GRE	6	6 (4)	2
Match duration: 2h20min			32min	56min	52min

Court 2

Chair Umpire: CAMPISTOL Jaume (ESP)

HUMBERT Ugo (14)				TSITSIPAS Stefanos (3)				
1 st Set	2 nd Set	3 rd Set	Total		1 st Set	2 nd Set	3 rd Set	Total
2	2	5	9	Total aces	6	4	0	10
1	1	3	5	Double faults	0	1	1	2
0	1	0	1	Service winners	1	0	0	1
18/28	17/32	24/41	59/101	1st serve	19/23	23/39	10/22	52/84
(64%)	(53%)	(59%)	(58%)		(83%)	(59%)	(45%)	(62%)
2	2	5	9	Aces on 1st serve	6	4	0	10
13/18	16/17	17/24	46/59	Points won on 1st serve	16/19	16/23	5/10	37/52
(72%)	(94%)	(71%)	(78%)		(84%)	(70%)	(50%)	(71%)
9/10	14/15	14/17	37/42	2nd Serve	4/4	15/16	11/12	30/32
(90%)	(93%)	(82%)	(88%)		(100%)	(94%)	(92%)	(94%)
0	0	0	0	Aces on 2nd Serve	0	0	0	0
2/10	13/15	8/17	23/42	Points won on 2nd serve	1/4	12/16	6/12	19/32
(20%)	(87%)	(47%)	(55%)		(25%)	(75%)	(50%)	(59%)
21	40	36	97	Total points won	30	31	27	88
6/23	11/39	11/22	28/84	Receiving points won	13/28	3/32	16/41	32/101
(26%)	(28%)	(50%)	(33%)		(46%)	(9%)	(39%)	(32%)
0/2	0/0	2/5	2/7	Break point conversions	2/3	0/0	0/5	2/8
(0%)	(0%)	(40%)	(29%)		(67%)	(0%)	(0%)	(25%)
3	7	6	16	Forehand winners	1	2	4	7
3	3	2	8	Backhand winners	1	1	1	3
8	14	5	27	Forced errors	8	10	6	24
12	10	17	39	Unforced errors	4	16	17	37
2/3	7/7	3/3	12/13	Net points won	1/1	4/6	4/6	9/13
(67%)	(100%)	(100%)	(92%)		(100%)	(67%)	(67%)	(69%)

	1 st Set						2 nd Set							3 rd Set					
HUMBERT Ugo (14)	*1	1*1	1*1	1*1	1*2	2	*1	1*2	2*3	3*4	4*5	5*6	6	7	0*1	2*3	4*5	5*6	
TSITSIPAS Stefanos (3)	0*1	2*3	4*5	5*6	0*1	1*2	2*3	3*4	4*5	5*6	6(4)	*1	1*1	1*1	1*2	2			

Note:
Total winners is the sum of total aces, service winners, forehand winners and backhand winners.

Legend:
W Winner * Server



Scorecard

スコアカード / Feuille d'arbitrage

W	HUMBERT Ugo (14)	FRA	2	7	6
	TSITSIPAS Stefanos (3)	GRE	6	6 (4)	2
Match duration: 2h20min			32min	56min	52min

Court	Court 2	Scoring Rule	Three tie-break sets
Chair Umpire	CAMPISTOL Jaume (ESP)	Match Code	MS306
Started	13:23	Finished	15:44

1st Set

Game 1: Ugo Humbert Serving													UgHu	StTs
													1	0
1	2	3	4											
Game 2: Stefanos Tsitsipas Serving													UgHu	StTs
													1	1
5	6	7	8											
Game 3: Ugo Humbert Serving													UgHu	StTs
													1	2
9	10	11	12	13	14	15	16							
Game 4: Stefanos Tsitsipas Serving													UgHu	StTs
													1	3
17	18	19	20	21	22	23	24							
Game 5: Ugo Humbert Serving													UgHu	StTs
													1	4
25	26	27	28	29	30									
Game 6: Stefanos Tsitsipas Serving													UgHu	StTs
													1	5
31	32	33	34	35	36									
Game 7: Ugo Humbert Serving													UgHu	StTs
													2	5
37	38	39	40	41	42	43	44	45	46					
Game 8: Stefanos Tsitsipas Serving													UgHu	StTs
													2	6
47	48	49	50											

2nd Set

Game 1: Ugo Humbert Serving													UgHu	StTs
													1	0
51	52	53	54	55										
Game 2: Stefanos Tsitsipas Serving													UgHu	StTs
													1	1
56	57	58	59	60										



Scorecard

スコアカード / Feuille d'arbitrage

Game 3: Ugo Humbert Serving														UgHu	StTs
														2	1
61	62	63	64												
Game 4: Stefanos Tsitsipas Serving														UgHu	StTs
														2	2
65	66	67	68	69											
Game 5: Ugo Humbert Serving														UgHu	StTs
														3	2
70	71	72	73												
Game 6: Stefanos Tsitsipas Serving														UgHu	StTs
														3	3
74	75	76	77	78	79										
Game 7: Ugo Humbert Serving														UgHu	StTs
														4	3
80	81	82	83	84											
Game 8: Stefanos Tsitsipas Serving														UgHu	StTs
														4	4
85	86	87	88	89	90										
Game 9: Ugo Humbert Serving														UgHu	StTs
														5	4
91	92	93	94												
Game 10: Stefanos Tsitsipas Serving														UgHu	StTs
														5	5
95	96	97	98	99	100										
Game 11: Ugo Humbert Serving														UgHu	StTs
														6	5
101	102	103	104	105											
Game 12: Stefanos Tsitsipas Serving														UgHu	StTs
														6	6
106	107	108	109	110											
TB - Ugo Humbert														UgHu	StTs
														7	6
111			114	115		118	119								
TB - Stefanos Tsitsipas														UgHu	StTs
														(7)	(4)
	112	113			116	117		120	121						
3rd Set															
Game 1: Stefanos Tsitsipas Serving														UgHu	StTs
														0	1
122	123	124	125	126	127										
Game 2: Ugo Humbert Serving														UgHu	StTs
														1	1
128	129	130	131	132											



Scorecard

スコアカード / Feuille d'arbitrage

Game 3: Stefanos Tsitsipas Serving



UgHu StTs

2 1 

Game 4: Ugo Humbert Serving



UgHu StTs

3 1

Game 5: Stefanos Tsitsipas Serving



UgHu StTs

4 1 

Game 6: Ugo Humbert Serving



UgHu StTs

5 1


Game 7: Stefanos Tsitsipas Serving



UgHu StTs

5 2

Game 8: Ugo Humbert Serving












UgHu StTs

6 2

Incidents Summary:

Code of Conduct Violation: 0
Time Violation: 0

Legend:							
	Tie-break		Winner		Double fault		Point to receiver - 2nd serve
	Point to server - 2nd serve		Ace - 1st serve		Point to receiver - 1st serve		Point to server - 1st serve
	Service Break						



Match Statistics

試合統計 / Statistiques du match

W	CARRENO BUSTA Pablo (6)	ESP	7	6
	KOEPFER Dominik	GER	6 (7)	3
Match duration: 1h55min			69min	46min

Court 2

Chair Umpire: JOSEPH Emmanuel (FRA)

CARRENO BUSTA Pablo (6)				KOEPFER Dominik				
1 st Set	2 nd Set	3 rd Set	Total		1 st Set	2 nd Set	3 rd Set	Total
6	2		8	Total aces	2	1		3
0	2		2	Double faults	2	0		2
2	0		2	Service winners	0	0		0
31/45	16/31		47/76	1st serve	28/47	21/26		49/73
(69%)	(52%)		(62%)		(60%)	(81%)		(67%)
6	2		8	Aces on 1st serve	2	1		3
21/31	13/16		34/47	Points won on 1st serve	17/28	14/21		31/49
(68%)	(81%)		(72%)		(61%)	(67%)		(63%)
14/14	13/15		27/29	2nd Serve	17/19	5/5		22/24
(100%)	(87%)		(93%)		(89%)	(100%)		(92%)
0	0		0	Aces on 2nd Serve	0	0		0
8/14	7/15		15/29	Points won on 2nd serve	12/19	1/5		13/24
(57%)	(47%)		(52%)		(63%)	(20%)		(54%)
47	31		78	Total points won	45	26		71
18/47	11/26		29/73	Receiving points won	16/45	11/31		27/76
(38%)	(42%)		(40%)		(36%)	(35%)		(36%)
1/2	2/4		3/6	Break point conversions	1/4	0/2		1/6
(50%)	(50%)		(50%)		(25%)	(0%)		(17%)
5	8		13	Forehand winners	6	1		7
2	2		4	Backhand winners	7	2		9
8	11		19	Forced errors	10	8		18
22	11		33	Unforced errors	22	11		33
4/5	5/5		9/10	Net points won	9/15	6/9		15/24
(80%)	(100%)		(90%)		(60%)	(67%)		(63%)

	1 st Set							2 nd Set						
CARRENO BUSTA Pablo (6)	*1	1*2	2*3	4*4	4*5	5*6	6	7	0	*1	1*2	3*4	4*5	6
KOEPFER Dominik	0	*1	1*2	2*2	3*4	4*5	5*6	6(7)	*1	1*2	2*2	2*3	3*3	

Note:

Total winners is the sum of total aces, service winners, forehand winners and backhand winners.

Legend:

W Winner * Server



Ariake Tennis Park

有明テニスの森
Parc de Tennis d'Ariake

WED 28 JUL 2021

Tennis

テニス / Tennis

Men's Singles

男子シングルス / Simple hommes

Third Round

3回戦 / 3e tour



Scorecard

スコアカード / Feuille d'arbitrage

W	CARRENO BUSTA Pablo (6)	ESP	7	6
	KOEPFER Dominik	GER	6 (7)	3
Match duration: 1h55min			69min	46min

Court	Court 2	Scoring Rule	Three tie-break sets
Chair Umpire	JOSEPH Emmanuel (FRA)	Match Code	MS307
Started	11:08	Finished	13:04

1st Set

Game	Serving	PaCa	DoKo
Game 1	Pablo Carreno Busta	1	0
Game 2	Dominik Koepfer	1	1
Game 3	Pablo Carreno Busta	2	1
Game 4	Dominik Koepfer	2	2
Game 5	Pablo Carreno Busta	3	2
Game 6	Dominik Koepfer	4	2
Game 7	Pablo Carreno Busta	4	3
Game 8	Dominik Koepfer	4	4
Game 9	Pablo Carreno Busta	5	4
Game 10	Dominik Koepfer	5	5
Game 11	Pablo Carreno Busta	6	5




Scorecard

スコアカード / Feuille d'arbitrage

Game 12: Dominik Koepfer Serving

													PaCa	DoKo
													6	6
71	72	73	74	75	76									

TB - Pablo Carreno Busta

													PaCa	DoKo
													7	6
77			80	81		84	85		88	89		92		

TB - Dominik Koepfer

													PaCa	DoKo
													(9)	(7)
	78	79			82	83		86	87		90	91		

2nd Set
Game 1: Dominik Koepfer Serving

													PaCa	DoKo
													0	1
93	94	95	96											

Game 2: Pablo Carreno Busta Serving

													PaCa	DoKo
													1	1
97	98	99	100	101										

Game 3: Dominik Koepfer Serving

													PaCa	DoKo
													1	2
102	103	104	105	106	107	108	109							

Game 4: Pablo Carreno Busta Serving

													PaCa	DoKo
													2	2
110	111	112	113	114	115	116	117	118	119	120	121			

Game 5: Dominik Koepfer Serving

													PaCa	DoKo
													3	2
122	123	124	125	126	127									

Game 6: Pablo Carreno Busta Serving

													PaCa	DoKo
													4	2
128	129	130	131	132	133									

Game 7: Dominik Koepfer Serving

													PaCa	DoKo
													4	3
134	135	136	137											

Game 8: Pablo Carreno Busta Serving

													PaCa	DoKo
													5	3
138	139	140	141	142	143	144	145							

Game 9: Dominik Koepfer Serving

													PaCa	DoKo
													6	3
146	147	148	149											

Incidents Summary:

Code of Conduct Violation: 1

Code Violation (Ball Abuse) on KOEPFER, Dominik (GER) in Set 1, Game 6, Point 8 at 11:36 on 28 July 2021

Time Violation: 0



Ariake Tennis Park

有明テニスの森
Parc de Tennis d'Ariake

WED 28 JUL 2021

Tennis

テニス / Tennis

Men's Singles

男子シングルス / Simple hommes

Third Round

3回戦 / 3e tour



Scorecard

スコアカード / Feuille d'arbitrage

Legend:							
TB	Tie-break	W	Winner		Double fault		Point to receiver - 2nd serve
	Point to server - 2nd serve		Ace - 1st serve		Point to receiver - 1st serve		Point to server - 1st serve
	Service Break						





Match Statistics

試合統計 / Statistiques du match

	FOGNINI Fabio (15)	ITA	2	6	2
W	MEDVEDEV Daniil (2)	ROC	6	3	6
	Match duration: 2h25min		37min	56min	52min

Centre Court

Chair Umpire: RAMOS Carlos (POR)

FOGNINI Fabio (15)				MEDVEDEV Daniil (2)				
1 st Set	2 nd Set	3 rd Set	Total		1 st Set	2 nd Set	3 rd Set	Total
1	1	0	2	Total aces	1	4	4	9
0	1	1	2	Double faults	1	0	2	3
0	0	0	0	Service winners	0	0	0	0
11/22	20/40	9/21	40/83	1st serve	10/23	11/29	21/35	42/87
(50%)	(50%)	(43%)	(48%)		(43%)	(38%)	(60%)	(48%)
0	1	0	1	Aces on 1st serve	1	4	4	9
4/11	14/20	6/9	24/40	Points won on 1st serve	6/10	8/11	15/21	29/42
(36%)	(70%)	(67%)	(60%)		(60%)	(73%)	(71%)	(69%)
11/11	19/20	11/12	41/43	2nd Serve	12/13	18/18	12/14	42/45
(100%)	(95%)	(92%)	(95%)		(92%)	(100%)	(86%)	(93%)
1	0	0	1	Aces on 2nd Serve	0	0	0	0
8/11	11/20	4/12	23/43	Points won on 2nd serve	10/13	10/18	7/14	27/45
(73%)	(55%)	(33%)	(53%)		(77%)	(56%)	(50%)	(60%)
19	36	23	78	Total points won	26	33	33	92
7/23	11/29	13/35	31/87	Receiving points won	10/22	15/40	11/21	36/83
(30%)	(38%)	(37%)	(36%)		(45%)	(38%)	(52%)	(43%)
0/0	1/2	0/6	1/8	Break point conversions	2/2	0/5	2/2	4/9
(0%)	(50%)	(0%)	(13%)		(100%)	(0%)	(100%)	(44%)
2	8	7	17	Forehand winners	2	4	4	10
1	4	1	6	Backhand winners	0	2	1	3
9	4	13	26	Forced errors	3	7	3	13
14	19	11	44	Unforced errors	12	16	12	40
1/3	11/13	8/12	20/28	Net points won	4/5	6/11	6/8	16/24
(33%)	(85%)	(67%)	(71%)		(80%)	(55%)	(75%)	(67%)

	1 st Set						2 nd Set						3 rd Set												
FOGNINI Fabio (15)	*0	0*	1	1*	1	*2	2	*1	1*	2	2*	3	3*	4	5*	6	0*	0	*1	1	*2	2	*2		
MEDVEDEV Daniil (2)	1*	2	2*	3	4*	5	*6	0*	1	1*	2	2*	3	3*	3	3	*1	2	2*	3	3*	4	4*	5	6

Note:
Total winners is the sum of total aces, service winners, forehand winners and backhand winners.

Legend:
W Winner * Server



Scorecard

スコアカード / Feuille d'arbitrage

	FOGNINI Fabio (15)	ITA	2	6	2
W	MEDVEDEV Daniil (2)	ROC	6	3	6
Match duration: 2h25min			37min	56min	52min

Court	Centre Court	Scoring Rule	Three tie-break sets
Chair Umpire	RAMOS Carlos (POR)	Match Code	MS308
Started	11:08	Finished	13:34

1st Set

Game 1: Fabio Fognini Serving														FaFo	DaMe
														0	1
1	2	3	4	5	6										
Game 2: Daniil Medvedev Serving														FaFo	DaMe
														0	2
7	8	9	10	11	12										
Game 3: Fabio Fognini Serving														FaFo	DaMe
														1	2
13	14	15	16	17											
Game 4: Daniil Medvedev Serving														FaFo	DaMe
														1	3
18	19	20	21	22	23										
Game 5: Fabio Fognini Serving														FaFo	DaMe
														1	4
24	25	26	27	28	29										
Game 6: Daniil Medvedev Serving														FaFo	DaMe
														1	5
30	31	32	33	34	35										
Game 7: Fabio Fognini Serving														FaFo	DaMe
														2	5
36	37	38	39	40											
Game 8: Daniil Medvedev Serving														FaFo	DaMe
														2	6
41	42	43	44	45											

2nd Set

Game 1: Fabio Fognini Serving														FaFo	DaMe
														1	0
46	47	48	49	50	51	52	53								
Game 2: Daniil Medvedev Serving														FaFo	DaMe
														1	1
54	55	56	57	58											



Scorecard

スコアカード / Feuille d'arbitrage


Game 3: Fabio Fognini Serving														FaFo	DaMe		
														2	1		
59	60	61	62	63	64												
Game 4: Daniil Medvedev Serving														FaFo	DaMe		
														2	2		
65	66	67	68														
Game 5: Fabio Fognini Serving														FaFo	DaMe		
														3	2		
69	70	71	72	73	74												
Game 6: Daniil Medvedev Serving														FaFo	DaMe		
														3	3		
75	76	77	78	79	80												
Game 7: Fabio Fognini Serving														FaFo	DaMe		
														4	3		
81	82	83	84	85	86	87	88	89	90	91	92						
Game 8: Daniil Medvedev Serving														FaFo	DaMe		
														5	3		
93	94	95	96	97	98	99	100	101	102	103	104	105	106				
Game 9: Fabio Fognini Serving														FaFo	DaMe		
														6	3		
107	108	109	110	111	112	113	114										
3rd Set																	
Game 1: Daniil Medvedev Serving														FaFo	DaMe		
														0	1		
115	116	117	118	119	120	121	122										
Game 2: Fabio Fognini Serving														FaFo	DaMe		
														0	2		
123	124	125	126														
Game 3: Daniil Medvedev Serving														FaFo	DaMe		
														0	3		
127	128	129	130	131													
Game 4: Fabio Fognini Serving														FaFo	DaMe		
														1	3		
132	133	134	135	136													
Game 5: Daniil Medvedev Serving														FaFo	DaMe		
														1	4		
137	138	139	140	141	142												
Game 6: Fabio Fognini Serving														FaFo	DaMe		
														2	4		
143	144	145	146	147	148												
Game 7: Daniil Medvedev Serving														FaFo	DaMe		
														2	5		
149	150	151	152	153	154	155	156	157	158	159	160	161	162	163	164		



Scorecard

スコアカード / Feuille d'arbitrage

Game 8: Fabio Fognini Serving



FaFo DaMe

2	6
---	---



Incidents Summary:

Code of Conduct Violation: 2

Code Violation on FOGNINI, Fabio (ITA) in Set 1, Game 5, Point 6 at 11:30 on 28 July 2021

Code Violation (Unsportsmanlike Conduct) on MEDVEDEV, Daniil (ROC) in Set 2, Game 7, Point 12 at 12:26 on 28 July 2021

Time Violation: 2

Time Violation on FOGNINI, Fabio (ITA) in Set 1, Game 3, Point 3 at 11:19 on 28 July 2021

Time Violation on MEDVEDEV, Daniil (ROC) in Set 2, Game 8, Point 14 at 12:39 on 28 July 2021

Legend:

W	Winner		Ace - 2nd serve		Double fault		Point to receiver - 2nd serve
	Point to server - 2nd serve		Ace - 1st serve		Point to receiver - 1st serve		Point to server - 1st serve
	Service Break						


Match Statistics

試合統計 / Statistiques du match

W	DJOKOVIC Novak (1)	SRB	6	6
	NISHIKORI Kei	JPN	2	0
Match duration: 1h11min			41min	30min

Centre Court

Chair Umpire: DUMUSOIS Damien (FRA)

DJOKOVIC Novak (1)				NISHIKORI Kei			
1 st Set	2 nd Set	3 rd Set	Total	1 st Set	2 nd Set	3 rd Set	Total
3	0		3	0	0		0
1	3		4	1	1		2
0	0		0	0	0		0
12/25	8/17		20/42	17/29	8/19		25/48
(48%)	(47%)		(48%)	(59%)	(42%)		(52%)
3	0		3	0	0		0
10/12	7/8		17/20	11/17	3/8		14/25
(83%)	(88%)		(85%)	(65%)	(38%)		(56%)
12/13	6/9		18/22	11/12	10/11		21/23
(92%)	(67%)		(82%)	(92%)	(91%)		(91%)
0	0		0	0	0		0
8/13	6/9		14/22	3/12	3/11		6/23
(62%)	(67%)		(64%)	(25%)	(27%)		(26%)
33	26		59	21	10		31
15/29	13/19		28/48	7/25	4/17		11/42
(52%)	(68%)		(58%)	(28%)	(24%)		(26%)
2/4	3/6		5/10	0/0	0/1		0/1
(50%)	(50%)		(50%)	(0%)	(0%)		(0%)
5	2		7	1	2		3
2	4		6	3	0		3
10	2		12	14	13		27
7	6		13	9	7		16
8/9	4/4		12/13	4/9	2/5		6/14
(89%)	(100%)		(92%)	(44%)	(40%)		(43%)

	1 st Set					2 nd Set						
	1	2	3*	4*	5*	6	*1	2*	3*	4*	5*	6
DJOKOVIC Novak (1)												
NISHIKORI Kei	0*	0*	1*	1*	2*	2*	0*	0*	0*	0*	0*	0*

Note:
Total winners is the sum of total aces, service winners, forehand winners and backhand winners.

Legend:
W Winner * Server



Scorecard

スコアカード / Feuille d'arbitrage

W	DJOKOVIC Novak (1)	SRB	6	6
	NISHIKORI Kei	JPN	2	0
Match duration: 1h10min			40min	30min

Court	Centre Court	Scoring Rule	Three tie-break sets
Chair Umpire	DUMUSOIS Damien (FRA)	Match Code	MS401
Started	18:12	Finished	19:22

1st Set

Game 1: Novak Djokovic Serving

	NoDj	KeNi
1 2 3 4 5 6 7 8 9 10	1	0

Game 2: Kei Nishikori Serving

	NoDj	KeNi
11 12 13 14 15 16	2	0

Game 3: Novak Djokovic Serving

	NoDj	KeNi
17 18 19 20	3	0

Game 4: Kei Nishikori Serving

	NoDj	KeNi
21 22 23 24 25 26	3	1

Game 5: Novak Djokovic Serving

	NoDj	KeNi
27 28 29 30 31	4	1

Game 6: Kei Nishikori Serving

	NoDj	KeNi
32 33 34 35 36 37 38 39 40 41 42 43	4	2

Game 7: Novak Djokovic Serving

	NoDj	KeNi
44 45 46 47 48 49	5	2

Game 8: Kei Nishikori Serving

	NoDj	KeNi
50 51 52 53 54	6	2

2nd Set

Game 1: Novak Djokovic Serving

	NoDj	KeNi
55 56 57 58 59 60 61 62	1	0

Game 2: Kei Nishikori Serving

	NoDj	KeNi
63 64 65 66 67 68	2	0





Scorecard

スコアカード / Feuille d'arbitrage

Game 3: Novak Djokovic Serving														NoDj	KeNi
														3	0
69	70	71	72												
Game 4: Kei Nishikori Serving														NoDj	KeNi
														4	0
73	74	75	76	77											
Game 5: Novak Djokovic Serving														NoDj	KeNi
														5	0
78	79	80	81	82											
Game 6: Kei Nishikori Serving														NoDj	KeNi
														6	0
83	84	85	86	87	88	89	90								

Incidents Summary:

Code of Conduct Violation: 0
Time Violation: 0

Legend:							
	Winner		Double fault		Point to receiver - 2nd serve		Point to server - 2nd serve
	Ace - 1st serve		Point to receiver - 1st serve		Point to server - 1st serve		Service Break



Match Statistics

試合統計 / Statistiques du match

W	ZVEREV Alexander (4)	GER	6	6
	CHARDY Jeremy	FRA	4	1
Match duration: 1h06min			36min	30min

Court 1

Chair Umpire: BLOM John (AUS)

ZVEREV Alexander (4)				CHARDY Jeremy				
1 st Set	2 nd Set	3 rd Set	Total		1 st Set	2 nd Set	3 rd Set	Total
6	5		11	Total aces	3	1		4
1	0		1	Double faults	2	1		3
0	0		0	Service winners	1	0		1
16/24	10/14		26/38	1st serve	22/31	21/31		43/62
(67%)	(71%)		(68%)		(71%)	(68%)		(69%)
5	5		10	Aces on 1st serve	3	1		4
13/16	9/10		22/26	Points won on 1st serve	15/22	13/21		28/43
(81%)	(90%)		(85%)		(68%)	(62%)		(65%)
7/8	4/4		11/12	2nd Serve	7/9	9/10		16/19
(88%)	(100%)		(92%)		(78%)	(90%)		(84%)
1	0		1	Aces on 2nd Serve	0	0		0
7/8	3/4		10/12	Points won on 2nd serve	4/9	1/10		5/19
(88%)	(75%)		(83%)		(44%)	(10%)		(26%)
32	29		61	Total points won	23	16		39
12/31	17/31		29/62	Receiving points won	4/24	2/14		6/38
(39%)	(55%)		(47%)		(17%)	(14%)		(16%)
1/3	3/9		4/12	Break point conversions	0/0	0/0		0/0
(33%)	(33%)		(33%)		(0%)	(0%)		(0%)
6	5		11	Forehand winners	5	1		6
2	2		4	Backhand winners	1	3		4
9	7		16	Forced errors	9	9		18
4	4		8	Unforced errors	9	8		17
4/5	1/3		5/8	Net points won	5/7	3/5		8/12
(80%)	(33%)		(63%)		(71%)	(60%)		(67%)

	1 st Set						2 nd Set											
	0	*1	2	*3	3	*4	4	*5	5	*6	6	0	*1	2	*3	4	*5	6
ZVEREV Alexander (4)																		
CHARDY Jeremy	*1	1	*1	1	*2	2	*3	3	*4	4		*1	1	*1	1	*1	1	

Note:
Total winners is the sum of total aces, service winners, forehand winners and backhand winners.

Legend:
W Winner * Server



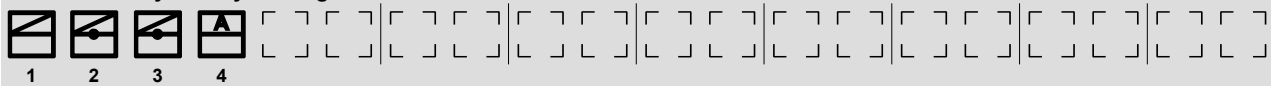
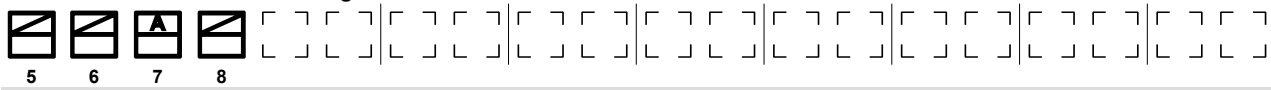
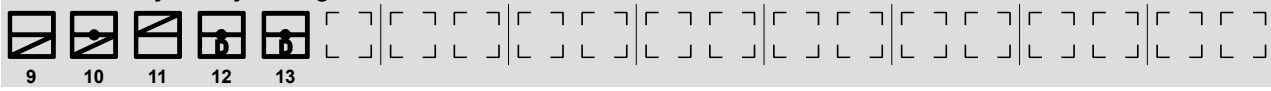
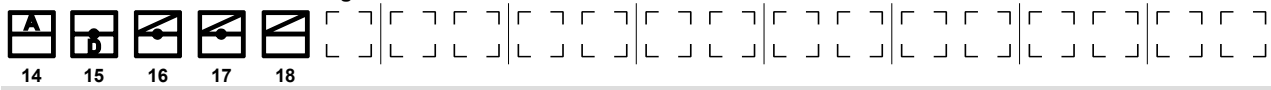
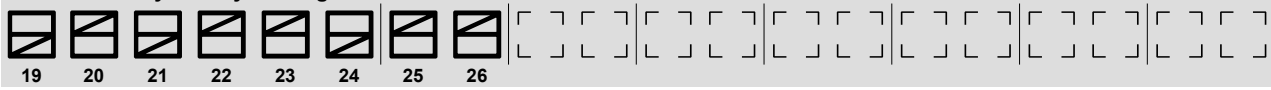
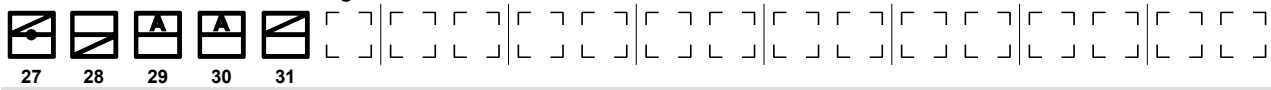
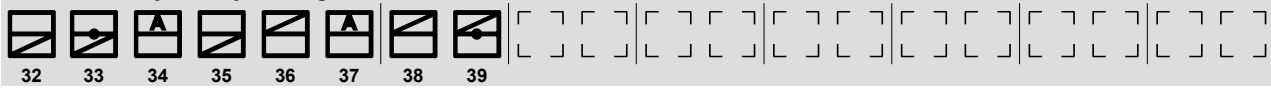
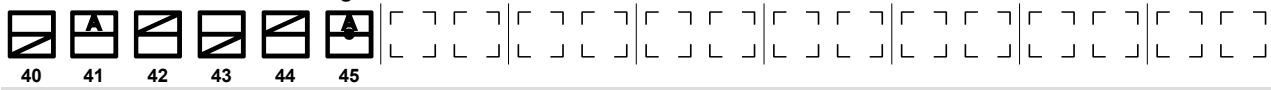
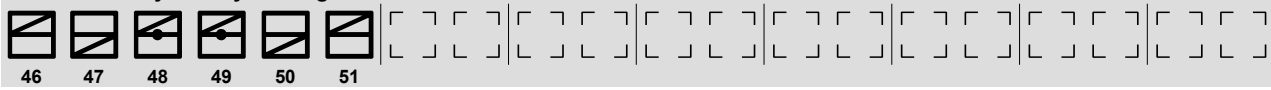
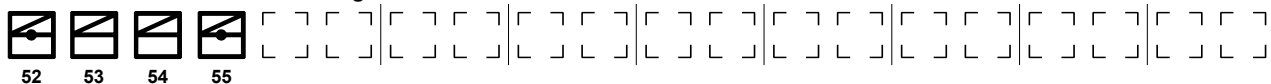
Scorecard

スコアカード / Feuille d'arbitrage

W	ZVEREV Alexander (4)	GER	6	6
	CHARDY Jeremy	FRA	4	1
Match duration: 1h06min			36min	30min

Court	Court 1	Scoring Rule	Three tie-break sets
Chair Umpire	BLOM John (AUS)	Match Code	MS402
Started	20:07	Finished	21:13

1st Set

Game	Serving	AIZv	JeCh
Game 1: Jeremy Chardy Serving		0	1
Game 2: Alexander Zverev Serving		1	1
Game 3: Jeremy Chardy Serving		2	1
Game 4: Alexander Zverev Serving		3	1
Game 5: Jeremy Chardy Serving		3	2
Game 6: Alexander Zverev Serving		4	2
Game 7: Jeremy Chardy Serving		4	3
Game 8: Alexander Zverev Serving		5	3
Game 9: Jeremy Chardy Serving		5	4
Game 10: Alexander Zverev Serving		6	4

2nd Set



Scorecard

スコアカード / Feuille d'arbitrage

Game 1: Jeremy Chardy Serving														AIZv	JeCh	
															0	1
56	57	58	59	60												
Game 2: Alexander Zverev Serving														AIZv	JeCh	
															1	1
61	62	63	64													
Game 3: Jeremy Chardy Serving														AIZv	JeCh	
															2	1
65	66	67	68	69	70											
Game 4: Alexander Zverev Serving														AIZv	JeCh	
															3	1
71	72	73	74	75												
Game 5: Jeremy Chardy Serving														AIZv	JeCh	
															4	1
76	77	78	79	80	81											
Game 6: Alexander Zverev Serving														AIZv	JeCh	
															5	1
82	83	84	85	86												
Game 7: Jeremy Chardy Serving														AIZv	JeCh	
															6	1
87	88	89	90	91	92	93	94	95	96	97	98	99	100			

Incidents Summary:
Code of Conduct Violation: 0
Time Violation: 0

W	Winner		Ace - 2nd serve		Double fault		Point to receiver - 2nd serve
	Point to server - 2nd serve		Ace - 1st serve		Point to receiver - 1st serve		Point to server - 1st serve
	Service Break						



Match Statistics

試合統計 / Statistiques du match

W	KHACHANOV Karen (12)	ROC	7	4	6
	HUMBERT Ugo (14)	FRA	6 (4)	6	3
Match duration: 2h32min			68min	50min	34min

Court 1

Chair Umpire: VELJOVIC Marijana (SRB)

KHACHANOV Karen (12)				HUMBERT Ugo (14)			
1 st Set	2 nd Set	3 rd Set	Total	1 st Set	2 nd Set	3 rd Set	Total
4	2	4	10	Total aces	1	6	9
3	0	0	3	Double faults	4	2	7
0	0	0	0	Service winners	1	0	1
23/40	14/22	18/22	55/84	1st serve	30/53	23/39	13/19
(57%)	(64%)	(82%)	(65%)		(57%)	(59%)	(68%)
4	2	4	10	Aces on 1st serve	1	5	2
19/23	12/14	16/18	47/55	Points won on 1st serve	21/30	18/23	9/13
(83%)	(86%)	(89%)	(85%)		(70%)	(78%)	(69%)
14/17	8/8	4/4	26/29	2nd Serve	19/23	14/16	5/6
(82%)	(100%)	(100%)	(90%)		(83%)	(88%)	(83%)
0	0	0	0	Aces on 2nd Serve	0	1	0
10/17	6/8	4/4	20/29	Points won on 2nd serve	11/23	9/16	3/6
(59%)	(75%)	(100%)	(69%)		(48%)	(56%)	(50%)
50	30	27	107	Total points won	43	31	14
21/53	12/39	7/19	40/111	Receiving points won	11/40	4/22	2/22
(40%)	(31%)	(37%)	(36%)		(28%)	(18%)	(9%)
0/5	0/5	1/1	1/11	Break point conversions	0/0	1/1	0/0
(0%)	(0%)	(100%)	(9%)		(0%)	(100%)	(0%)
3	3	2	8	Forehand winners	11	7	4
0	2	4	6	Backhand winners	0	1	0
19	10	7	36	Forced errors	22	14	13
11	7	1	19	Unforced errors	21	9	4
2/4	0/0	2/2	4/6	Net points won	8/12	6/7	3/3
(50%)	(0%)	(100%)	(67%)		(67%)	(86%)	(100%)

	1 st Set							2 nd Set							3 rd Set																			
KHACHANOV Karen (12)	0	*1	1	*2	2	*3	3	*4	4	*5	5	*6	7	*0	0	*1	1	*2	2	*3	3	*4	4	*1	1	*2	3	*4	4	*5	5	*6	6	
HUMBERT Ugo (14)	*1	1	*2	2	*3	3	*4	4	*5	5	*6	6	6(4)	1	*2	2	*3	3	*4	4	*5	5	*6	6	0	*1	1	*1	1	*2	2	*3	3	3

Note:
Total winners is the sum of total aces, service winners, forehand winners and backhand winners.

Legend:
W Winner * Server



Scorecard

スコアカード / Feuille d'arbitrage

W	KHACHANOV Karen (12)	ROC	7	4	6
	HUMBERT Ugo (14)	FRA	6 (4)	6	3
Match duration: 2h32min			68min	50min	34min

Court	Court 1	Scoring Rule	Three tie-break sets
Chair Umpire	VELJOVIC Marijana (SRB)	Match Code	MS403
Started	15:10	Finished	17:42

1st Set

Game 1: Ugo Humbert Serving														KaKh	UgHu
														0	1
1	2	3	4	5	6	7	8	9	10						
Game 2: Karen Khachanov Serving														KaKh	UgHu
														1	1
11	12	13	14												
Game 3: Ugo Humbert Serving														KaKh	UgHu
														1	2
15	16	17	18	19	20										
Game 4: Karen Khachanov Serving														KaKh	UgHu
														2	2
21	22	23	24	25	26										
Game 5: Ugo Humbert Serving														KaKh	UgHu
														2	3
27	28	29	30	31	32	33	34								
Game 6: Karen Khachanov Serving														KaKh	UgHu
														3	3
35	36	37	38	39											
Game 7: Ugo Humbert Serving														KaKh	UgHu
														3	4
40	41	42	43	44	45										
Game 8: Karen Khachanov Serving														KaKh	UgHu
														4	4
46	47	48	49	50	51	52	53								
Game 9: Ugo Humbert Serving														KaKh	UgHu
														4	5
54	55	56	57	58	59	60	61	62	63	64	65				
Game 10: Karen Khachanov Serving														KaKh	UgHu
														5	5
66	67	68	69	70	71										
Game 11: Ugo Humbert Serving														KaKh	UgHu
														5	6
72	73	74	75	76	77										




Scorecard

スコアカード / Feuille d'arbitrage

























Game 1: Karen Khachanov Serving

																								1	0
155	156	157	158	159																					
























Game 2: Ugo Humbert Serving

																								1	1
160	161	162	163																						


















Game 3: Karen Khachanov Serving

																								2	1
164	165	166	167																						

























Game 4: Ugo Humbert Serving

																								3	1
168	169	170	171																						























Game 5: Karen Khachanov Serving

																								4	1
172	173	174	175																						
























Game 6: Ugo Humbert Serving

																								4	2
176	177	178	179	180																					

























Game 7: Karen Khachanov Serving

																								5	2
181	182	183	184																						

Game 8: Ugo Humbert Serving

																								5	3
185	186	187	188	189	190																				

Game 9: Karen Khachanov Serving

																								6	3
191	192	193	194	195																					

Incidents Summary:

Code of Conduct Violation: 0

Time Violation: 0



Ariake Tennis Park

有明テニスの森
Parc de Tennis d'Ariake

THU 29 JUL 2021

Tennis

テニス / Tennis

Men's Singles

男子シングルス / Simple hommes

Quarterfinals

準々決勝 / Quarts de finale



Scorecard

スコアカード / Feuille d'arbitrage

Legend:					
TB	Tie-break	W	Winner		Double fault
	Point to server - 2nd serve		Ace - 1st serve		Point to receiver - 1st serve
	Service Break				Point to receiver - 2nd serve
					Point to server - 1st serve





Match Statistics

試合統計 / Statistiques du match

W	CARRENO BUSTA Pablo (6)	ESP	6	7
	MEDVEDEV Daniil (2)	ROC	2	6 (5)
Match duration: 1h41min			40min	61min

Court 1

Chair Umpire: TOURTE Aurelie (FRA)

CARRENO BUSTA Pablo (6)				MEDVEDEV Daniil (2)				
1 st Set	2 nd Set	3 rd Set	Total		1 st Set	2 nd Set	3 rd Set	Total
0	3		3	Total aces	2	2		4
0	0		0	Double faults	1	0		1
0	1		1	Service winners	0	1		1
17/24	22/34		39/58	1st serve	12/25	24/37		36/62
(71%)	(65%)		(67%)		(48%)	(65%)		(58%)
0	3		3	Aces on 1st serve	2	2		4
11/17	15/22		26/39	Points won on 1st serve	9/12	18/24		27/36
(65%)	(68%)		(67%)		(75%)	(75%)		(75%)
7/7	12/12		19/19	2nd Serve	12/13	13/13		25/26
(100%)	(100%)		(100%)		(92%)	(100%)		(96%)
0	0		0	Aces on 2nd Serve	0	0		0
5/7	8/12		13/19	Points won on 2nd serve	5/13	7/13		12/26
(71%)	(67%)		(68%)		(38%)	(54%)		(46%)
27	35		62	Total points won	22	36		58
11/25	12/37		23/62	Receiving points won	8/24	11/34		19/58
(44%)	(32%)		(37%)		(33%)	(32%)		(33%)
2/5	1/1		3/6	Break point conversions	0/0	1/1		1/1
(40%)	(100%)		(50%)		(0%)	(100%)		(100%)
5	6		11	Forehand winners	4	10		14
1	1		2	Backhand winners	0	1		1
10	12		22	Forced errors	10	9		19
6	10		16	Unforced errors	11	15		26
8/10	8/11		16/21	Net points won	2/4	11/16		13/20
(80%)	(73%)		(76%)		(50%)	(69%)		(65%)

	1 st Set						2 nd Set							
	*1	1*2	2*3	4*5	6		*1	1*1	1*2	2*3	4*5	5*6	6	7
CARRENO BUSTA Pablo (6)														
MEDVEDEV Daniil (2)	0	*1	1*2	2*2	2*2		0	*1	2*3	3*4	4*4	4*5	5*6	6(5)

Note:
Total winners is the sum of total aces, service winners, forehand winners and backhand winners.

Legend:
W Winner * Server



Scorecard

スコアカード / Feuille d'arbitrage

W	CARRENO BUSTA Pablo (6)	ESP	6	7
	MEDVEDEV Daniil (2)	ROC	2	6 (5)
Match duration: 1h42min			41min	61min

Court	Court 1	Scoring Rule	Three tie-break sets
Chair Umpire	TOURTE Aurelie (FRA)	Match Code	MS404
Started	18:00	Finished	19:42

1st Set

Game 1: Pablo Carreno Busta Serving													PaCa	DaMe
													1	0
1	2	3	4	5	6									
Game 2: Daniil Medvedev Serving													PaCa	DaMe
													1	1
7	8	9	10											
Game 3: Pablo Carreno Busta Serving													PaCa	DaMe
													2	1
11	12	13	14	15	16									
Game 4: Daniil Medvedev Serving													PaCa	DaMe
													2	2
17	18	19	20	21										
Game 5: Pablo Carreno Busta Serving													PaCa	DaMe
													3	2
22	23	24	25	26	27									
Game 6: Daniil Medvedev Serving													PaCa	DaMe
													4	2
28	29	30	31	32	33	34	35							
Game 7: Pablo Carreno Busta Serving													PaCa	DaMe
													5	2
36	37	38	39	40	41									
Game 8: Daniil Medvedev Serving													PaCa	DaMe
													6	2
42	43	44	45	46	47	48	49							

2nd Set

Game 1: Pablo Carreno Busta Serving													PaCa	DaMe
													1	0
50	51	52	53	54	55									
Game 2: Daniil Medvedev Serving													PaCa	DaMe
													1	1
56	57	58	59	60										



Scorecard

スコアカード / Feuille d'arbitrage

Game 3: Pablo Carreno Busta Serving																PaCa	DaMe
																1	2
61	62	63	64														

Game 4: Daniil Medvedev Serving																PaCa	DaMe
																1	3
65	66	67	68														

Game 5: Pablo Carreno Busta Serving																PaCa	DaMe
																2	3
69	70	71	72														

Game 6: Daniil Medvedev Serving																PaCa	DaMe
																2	4
73	74	75	76														

Game 7: Pablo Carreno Busta Serving																PaCa	DaMe	
																3	4	
77	78	79	80	81														

Game 8: Daniil Medvedev Serving																PaCa	DaMe
																4	4
82	83	84	85	86	87	88	89										

Game 9: Pablo Carreno Busta Serving																PaCa	DaMe	
																5	4	
90	91	92	93	94														

Game 10: Daniil Medvedev Serving																PaCa	DaMe
																5	5
95	96	97	98														

Game 11: Pablo Carreno Busta Serving																PaCa	DaMe
																6	5
99	100	101	102														

Game 12: Daniil Medvedev Serving																PaCa	DaMe		
																6	6		
103	104	105	106	107	108														

TB - Pablo Carreno Busta																PaCa	DaMe	
																7	6	
109				112	113			116	117			120						

TB - Daniil Medvedev																PaCa	DaMe
																(7)	(5)
	110	111				114	115			118	119						

Incidents Summary:

Code of Conduct Violation: 1

Code Violation (Ball Abuse) on MEDVEDEV, Daniil (ROC) in Set 2, Game 9, Point 1 at 19:18 on 29 July 2021

Time Violation: 0



Ariake Tennis Park

有明テニスの森
Parc de Tennis d'Ariake

THU 29 JUL 2021

Tennis

テニス / Tennis

Men's Singles

男子シングルス / Simple hommes

Quarterfinals

準々決勝 / Quarts de finale



Scorecard

スコアカード / Feuille d'arbitrage

Legend:					
TB	Tie-break	W	Winner		Double fault
	Point to server - 2nd serve		Ace - 1st serve		Point to receiver - 1st serve
	Service Break				Point to receiver - 2nd serve





Match Statistics

試合統計 / Statistiques du match

	DJOKOVIC Novak (1)	SRB	6	3	1
W	ZVEREV Alexander (4)	GER	1	6	6
Match duration: 2h03min			37min	45min	41min

Centre Court

Chair Umpire: CAMPISTOL Jaume (ESP)

DJOKOVIC Novak (1)				ZVEREV Alexander (4)				
1 st Set	2 nd Set	3 rd Set	Total		1 st Set	2 nd Set	3 rd Set	Total
3	0	1	4	Total aces	1	1	6	8
0	0	1	1	Double faults	1	0	0	1
1	0	0	1	Service winners	0	0	0	0
26/34	15/23	11/22	52/79	1st serve	13/16	20/28	20/28	53/72
(76%)	(65%)	(50%)	(66%)		(81%)	(71%)	(71%)	(74%)
3	0	1	4	Aces on 1st serve	1	1	6	8
17/26	6/15	6/11	29/52	Points won on 1st serve	7/13	15/20	14/20	36/53
(65%)	(40%)	(55%)	(56%)		(54%)	(75%)	(70%)	(68%)
8/8	8/8	10/11	26/27	2nd Serve	2/3	8/8	8/8	18/19
(100%)	(100%)	(91%)	(96%)		(67%)	(100%)	(100%)	(95%)
0	0	0	0	Aces on 2nd Serve	0	0	0	0
4/8	4/8	2/11	10/27	Points won on 2nd serve	0/3	4/8	4/8	8/19
(50%)	(50%)	(18%)	(37%)		(0%)	(50%)	(50%)	(42%)
30	19	18	67	Total points won	20	32	32	84
9/16	9/28	10/28	28/72	Receiving points won	13/34	13/23	14/22	40/79
(56%)	(32%)	(36%)	(39%)		(38%)	(57%)	(64%)	(51%)
2/2	1/2	0/2	3/6	Break point conversions	0/1	2/3	3/5	5/9
(100%)	(50%)	(0%)	(50%)		(0%)	(67%)	(60%)	(56%)
5	1	1	7	Forehand winners	5	7	10	22
2	2	2	6	Backhand winners	4	6	4	14
5	14	5	24	Forced errors	13	11	11	35
5	4	7	16	Unforced errors	6	5	3	14
3/6	1/4	2/7	6/17	Net points won	3/6	11/14	6/6	20/26
(50%)	(25%)	(29%)	(35%)		(50%)	(79%)	(100%)	(77%)

	1 st Set					2 nd Set					3 rd Set												
DJOKOVIC Novak (1)	*1	1	*2	3	*4	5	*6	0	*1	1	*2	3	*3	3	*3	3	*0	0	*0	0	*1	1	*1
ZVEREV Alexander (4)	0	*1	1	*1	1	*1	1	*1	1	*2	2	*2	3	*4	5	*6	1	*2	3	*4	4	*5	6

Note:
Total winners is the sum of total aces, service winners, forehand winners and backhand winners.

Legend:
W Winner * Server



Scorecard

スコアカード / Feuille d'arbitrage

	DJOKOVIC Novak (1)	SRB	6	3	1
W	ZVEREV Alexander (4)	GER	1	6	6
Match duration: 2h03min			37min	45min	41min

Court	Centre Court	Scoring Rule	Three tie-break sets
Chair Umpire	CAMPISTOL Jaume (ESP)	Match Code	MS501
Started	16:48	Finished	18:51

1st Set

Game 1: Novak Djokovic Serving														NoDj	AIzV
														1	0
1	2	3	4	5	6	7	8								
Game 2: Alexander Zverev Serving														NoDj	AIzV
														1	1
9	10	11	12	13											
Game 3: Novak Djokovic Serving														NoDj	AIzV
														2	1
14	15	16	17	18	19	20	21	22	23						
Game 4: Alexander Zverev Serving														NoDj	AIzV
														3	1
24	25	26	27	28											
Game 5: Novak Djokovic Serving														NoDj	AIzV
														4	1
29	30	31	32	33	34	35	36	37	38						
Game 6: Alexander Zverev Serving														NoDj	AIzV
														5	1
39	40	41	42	43	44										
Game 7: Novak Djokovic Serving														NoDj	AIzV
														6	1
45	46	47	48	49	50										

2nd Set

Game 1: Alexander Zverev Serving														NoDj	AIzV
														0	1
51	52	53	54	55											
Game 2: Novak Djokovic Serving														NoDj	AIzV
														1	1
56	57	58	59	60	61	62	63								
Game 3: Alexander Zverev Serving														NoDj	AIzV
														1	2
64	65	66	67	68											



Scorecard

スコアカード / Feuille d'arbitrage

Game 4: Novak Djokovic Serving



NoDj	AIZv
2	2

Game 5: Alexander Zverev Serving



NoDj	AIZv
3	2

Game 6: Novak Djokovic Serving




NoDj	AIZv
3	3

Game 7: Alexander Zverev Serving



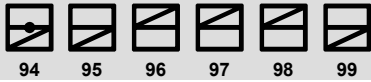
NoDj	AIZv
3	4

Game 8: Novak Djokovic Serving



NoDj	AIZv
3	5

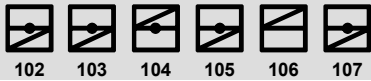
Game 9: Alexander Zverev Serving



NoDj	AIZv
3	6


3rd Set

Game 1: Novak Djokovic Serving



NoDj	AIZv
0	1

Game 2: Alexander Zverev Serving



NoDj	AIZv
0	2

Game 3: Novak Djokovic Serving



NoDj	AIZv
0	3

Game 4: Alexander Zverev Serving



NoDj	AIZv
0	4

Game 5: Novak Djokovic Serving



NoDj	AIZv
1	4

Game 6: Alexander Zverev Serving



NoDj	AIZv
1	5

Game 7: Novak Djokovic Serving



NoDj	AIZv
1	6



Ariake Tennis Park

有明テニスの森
Parc de Tennis d'Ariake

FRI 30 JUL 2021

Tennis

テニス / Tennis

Men's Singles

男子シングルス / Simple hommes

Semifinals

準決勝 / Demi-finales



Scorecard

スコアカード / Feuille d'arbitrage

Incidents Summary:

Code of Conduct Violation: 1

Code Violation (Ball Abuse) on ZVEREV, Alexander (GER) in Set 2, Game 5, Point 6 at 17:54 on 30 July 2021

Time Violation: 0

Legend:							
W	Winner		Ace - 2nd serve		Double fault		Point to receiver - 2nd serve
	Point to server - 2nd serve		Ace - 1st serve		Point to receiver - 1st serve		Point to server - 1st serve
	Service Break						





Match Statistics

試合統計 / Statistiques du match

W	KHACHANOV Karen (12)	ROC	6	6
	CARRENO BUSTA Pablo (6)	ESP	3	3
Match duration: 1h19min			36min	43min

Centre Court

Chair Umpire: KEOTHAVONG James (GBR)

KHACHANOV Karen (12)				CARRENO BUSTA Pablo (6)				
1 st Set	2 nd Set	3 rd Set	Total		1 st Set	2 nd Set	3 rd Set	Total
3	7		10	Total aces	0	3		3
1	1		2	Double faults	0	0		0
0	0		0	Service winners	1	0		1
12/19	16/27		28/46	1st serve	16/29	17/28		33/57
(63%)	(59%)		(61%)		(55%)	(61%)		(58%)
3	7		10	Aces on 1st serve	0	3		3
12/12	14/16		26/28	Points won on 1st serve	10/16	11/17		21/33
(100%)	(88%)		(93%)		(63%)	(65%)		(64%)
6/7	10/11		16/18	2nd Serve	13/13	11/11		24/24
(86%)	(91%)		(89%)		(100%)	(100%)		(100%)
0	0		0	Aces on 2nd Serve	0	0		0
4/7	7/11		11/18	Points won on 2nd serve	6/13	5/11		11/24
(57%)	(64%)		(61%)		(46%)	(45%)		(46%)
29	33		62	Total points won	19	22		41
13/29	12/28		25/57	Receiving points won	3/19	6/27		9/46
(45%)	(43%)		(44%)		(16%)	(22%)		(20%)
2/3	1/2		3/5	Break point conversions	0/0	0/1		0/1
(67%)	(50%)		(60%)		(0%)	(0%)		(0%)
9	6		15	Forehand winners	7	6		13
3	0		3	Backhand winners	0	0		0
7	8		15	Forced errors	6	13		19
4	5		9	Unforced errors	8	7		15
9/10	2/2		11/12	Net points won	1/1	1/3		2/4
(90%)	(100%)		(92%)		(100%)	(33%)		(50%)

	1 st Set						2 nd Set											
KHACHANOV Karen (12)	0	*1	1	*2	3	*4	4	*5	6	*1	1	*2	2	*3	4	*5	5	*6
CARRENO BUSTA Pablo (6)	*1	1	*2	2	*2	2	*3	3	*3	0	*1	1	*2	2	*2	2	*3	3

Note:
Total winners is the sum of total aces, service winners, forehand winners and backhand winners.

Legend:
W Winner * Server




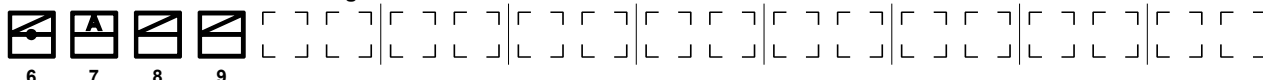
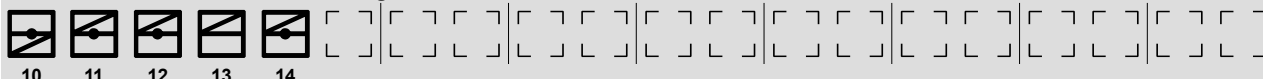
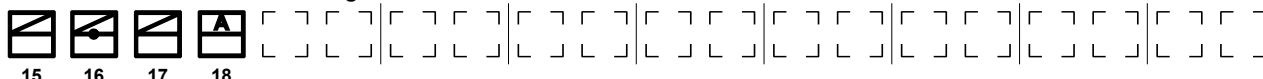

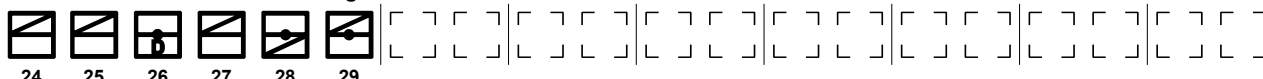

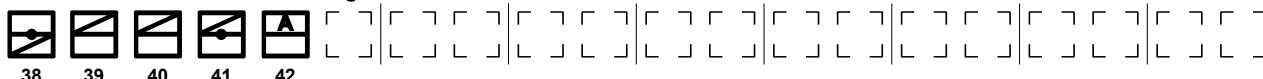

Scorecard

スコアカード / Feuille d'arbitrage

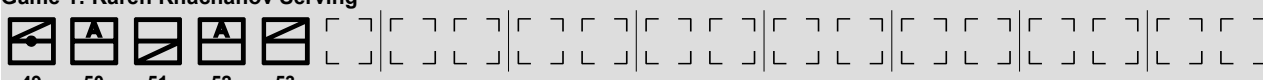
W	KHACHANOV Karen (12)	ROC	6	6
	CARRENO BUSTA Pablo (6)	ESP	3	3
Match duration: 1h19min			36min	43min

Court	Centre Court	Scoring Rule	Three tie-break sets
Chair Umpire	KEOTHAVONG James (GBR)	Match Code	MS502
Started	15:07	Finished	16:27

1st Set

Game	Serving	KaKh	PaCa
Game 1: Pablo Carreno Busta Serving		0	1
Game 2: Karen Khachanov Serving		1	1
Game 3: Pablo Carreno Busta Serving		1	2
Game 4: Karen Khachanov Serving		2	2
Game 5: Pablo Carreno Busta Serving		3	2
Game 6: Karen Khachanov Serving		4	2
Game 7: Pablo Carreno Busta Serving		4	3
Game 8: Karen Khachanov Serving		5	3
Game 9: Pablo Carreno Busta Serving		6	3

2nd Set
















Game	Serving	KaKh	PaCa
Game 1: Karen Khachanov Serving		1	0


















Scorecard

スコアカード / Feuille d'arbitrage
















Game 2: Pablo Carreno Busta Serving

														KaKh	PaCa	
															1	1
54	55	56	57	58	59	60	61									
















Game 3: Karen Khachanov Serving

														KaKh	PaCa	
															2	1
62	63	64	65	66												
















Game 4: Pablo Carreno Busta Serving

														KaKh	PaCa	
															2	2
67	68	69	70	71												
















Game 5: Karen Khachanov Serving

														KaKh	PaCa	
															3	2
72	73	74	75	76	77	78	79									
















Game 6: Pablo Carreno Busta Serving

														KaKh	PaCa	
															4	2
80	81	82	83	84												
















Game 7: Karen Khachanov Serving

														KaKh	PaCa	
															5	2
85	86	87	88													

Game 8: Pablo Carreno Busta Serving








														KaKh	PaCa	
															5	3
89	90	91	92	93	94	95	96	97	98							

Game 9: Karen Khachanov Serving

														KaKh	PaCa	
															6	3
99	100	101	102	103												

Incidents Summary:

Code of Conduct Violation: 0
Time Violation: 0

Legend:					
	Winner		Double fault		Point to receiver - 2nd serve
	Ace - 1st serve		Point to receiver - 1st serve		Point to server - 1st serve
					Service Break



Match Statistics

試合統計 / Statistiques du match

	DJOKOVIC Novak (1)	SRB	4	7	3
W	CARRENO BUSTA Pablo (6)	ESP	6	6 (6)	6
Match duration: 2h47min			49min	63min	55min

Centre Court

Chair Umpire: HELWERTH Nico (GER)

DJOKOVIC Novak (1)				CARRENO BUSTA Pablo (6)			
1 st Set	2 nd Set	3 rd Set	Total	1 st Set	2 nd Set	3 rd Set	Total
0	1	2	3	Total aces	1	3	7
3	0	0	3	Double faults	0	0	0
0	1	0	1	Service winners	0	0	2
12/30	25/36	12/21	49/87	1st serve	26/38	27/40	30/40
(40%)	(69%)	(57%)	(56%)		(68%)	(68%)	(75%)
0	1	2	3	Aces on 1st serve	1	3	7
7/12	20/25	11/12	38/49	Points won on 1st serve	19/26	21/27	21/30
(58%)	(80%)	(92%)	(78%)		(73%)	(78%)	(70%)
15/18	11/11	9/9	35/38	2nd Serve	12/12	13/13	10/10
(83%)	(100%)	(100%)	(92%)		(100%)	(100%)	(100%)
0	0	0	0	Aces on 2nd Serve	0	0	0
10/18	9/11	3/9	22/38	Points won on 2nd serve	6/12	8/13	6/10
(56%)	(82%)	(33%)	(58%)		(50%)	(62%)	(60%)
30	40	27	97	Total points won	38	36	108
13/38	11/40	13/40	37/118	Receiving points won	13/30	7/36	7/21
(34%)	(28%)	(33%)	(31%)		(43%)	(19%)	(33%)
0/5	0/0	0/1	0/6	Break point conversions	1/3	0/0	1/2
(0%)	(0%)	(0%)	(0%)		(33%)	(0%)	(50%)
8	8	4	20	Forehand winners	7	10	9
1	4	5	10	Backhand winners	4	2	2
16	16	12	44	Forced errors	14	15	11
10	5	6	21	Unforced errors	7	11	5
4/8	8/12	10/14	22/34	Net points won	5/6	3/5	2/4
(50%)	(67%)	(71%)	(65%)		(83%)	(60%)	(50%)

	1 st Set				2 nd Set						3 rd Set								
	*1	1*2	2*2	2*3	3*4	4	*1	1*2	2*3	3*4	4*5	5*6	6	7	0*	0*1	1*2	2*3	3
DJOKOVIC Novak (1)																			
CARRENO BUSTA Pablo (6)	0*	1*	1*2	3*4	4*5	5*6	0*	1*	1*2	2*3	3*4	4*5	5*6	6(6)	*1	2*3	3*4	4*5	5*6

Note:
Total winners is the sum of total aces, service winners, forehand winners and backhand winners.

Legend:
W Winner * Server



Scorecard

スコアカード / Feuille d'arbitrage

	DJOKOVIC Novak (1)	SRB	4	7	3
W	CARRENO BUSTA Pablo (6)	ESP	6	6 (6)	6
Match duration: 2h47min			49min	63min	55min

Court	Centre Court	Scoring Rule	Three tie-break sets
Chair Umpire	HELWERTH Nico (GER)	Match Code	MS602
Started	15:08	Finished	17:55

1st Set

Game	Serving	NoDj	PaCa
Game 1	Novak Djokovic	1	0
Game 2	Pablo Carreno Busta	1	1
Game 3	Novak Djokovic	2	1
Game 4	Pablo Carreno Busta	2	2
Game 5	Novak Djokovic	2	3
Game 6	Pablo Carreno Busta	2	4
Game 7	Novak Djokovic	3	4
Game 8	Pablo Carreno Busta	3	5
Game 9	Novak Djokovic	4	5
Game 10	Pablo Carreno Busta	4	6

2nd Set



Scorecard

スコアカード / Feuille d'arbitrage

Game 1: Novak Djokovic Serving

														NoDj	PaCa
														1	0
69	70	71	72	73											

Game 2: Pablo Carreno Busta Serving

														NoDj	PaCa
														1	1
74	75	76	77	78											

Game 3: Novak Djokovic Serving

														NoDj	PaCa
														2	1
79	80	81	82												

Game 4: Pablo Carreno Busta Serving

														NoDj	PaCa
														2	2
83	84	85	86												

Game 5: Novak Djokovic Serving

														NoDj	PaCa
														3	2
87	88	89	90	91	92										

Game 6: Pablo Carreno Busta Serving

														NoDj	PaCa
														3	3
93	94	95	96	97	98	99	100								

Game 7: Novak Djokovic Serving

														NoDj	PaCa
														4	3
101	102	103	104	105											

Game 8: Pablo Carreno Busta Serving

														NoDj	PaCa
														4	4
106	107	108	109	110											

Game 9: Novak Djokovic Serving

														NoDj	PaCa
														5	4
111	112	113	114	115											

Game 10: Pablo Carreno Busta Serving

														NoDj	PaCa
														5	5
116	117	118	119	120	121										

Game 11: Novak Djokovic Serving

														NoDj	PaCa
														6	5
122	123	124	125												

Game 12: Pablo Carreno Busta Serving

														NoDj	PaCa
														6	6
126	127	128	129	130											

TB - Novak Djokovic

														NoDj	PaCa
														7	6
131		134	135		138	139		142	143						

TB - Pablo Carreno Busta

														NoDj	PaCa
														(8)	(6)
	132	133		136	137		140	141		144					

3rd Set



Scorecard

スコアカード / Feuille d'arbitrage

Game 1: Pablo Carreno Busta Serving														NoDj	PaCa
														0	1
145	146	147	148	149	150	151	152	153	154	155	156				
Game 2: Novak Djokovic Serving														NoDj	PaCa
														0	2
157	158	159	160	161	162										
Game 3: Pablo Carreno Busta Serving														NoDj	PaCa
														0	3
163	164	165	166	167											
Game 4: Novak Djokovic Serving														NoDj	PaCa
														1	3
168	169	170	171	172	173										
Game 5: Pablo Carreno Busta Serving														NoDj	PaCa
														1	4
174	175	176	177	178											
Game 6: Novak Djokovic Serving														NoDj	PaCa
														2	4
179	180	181	182	183											
Game 7: Pablo Carreno Busta Serving														NoDj	PaCa
														2	5
184	185	186	187												
Game 8: Novak Djokovic Serving														NoDj	PaCa
														3	5
188	189	190	191												
Game 9: Pablo Carreno Busta Serving														NoDj	PaCa
														3	6
192	193	194	195	196	197	198	199	200	201	202	203	204	205		

Incidents Summary:

Code of Conduct Violation: 1

Code Violation (Racquet Abuse) on DJOKOVIC, Novak (SRB) in Set 3, Game 3, Point 5 at 17:25 on 31 July 2021

Time Violation: 0



Ariake Tennis Park

有明テニスの森
Parc de Tennis d'Ariake

SAT 31 JUL 2021

Tennis

テニス / Tennis

Men's Singles

男子シングルス / Simple hommes

Bronze Medal Match

3位決定戦 / Match pour la médaille de bronze



Scorecard

スコアカード / Feuille d'arbitrage

Legend:							
TB	Tie-break	W	Winner		Double fault		Point to receiver - 2nd serve
	Point to server - 2nd serve		Ace - 1st serve		Point to receiver - 1st serve		Point to server - 1st serve
	Service Break						





Match Statistics

試合統計 / Statistiques du match

W	ZVEREV Alexander (4)	GER	6	6
	KHACHANOV Karen (12)	ROC	3	1
Match duration: 1h20min			43min	37min

Centre Court

Chair Umpire: HUGHES Alison (GBR)

ZVEREV Alexander (4)				KHACHANOV Karen (12)				
1 st Set	2 nd Set	3 rd Set	Total		1 st Set	2 nd Set	3 rd Set	Total
3	3		6	Total aces	2	1		3
0	0		0	Double faults	0	1		1
0	0		0	Service winners	0	0		0
15/25	16/20		31/45	1st serve	22/35	16/28		38/63
(60%)	(80%)		(69%)		(63%)	(57%)		(60%)
3	3		6	Aces on 1st serve	2	1		3
12/15	14/16		26/31	Points won on 1st serve	13/22	9/16		22/38
(80%)	(88%)		(84%)		(59%)	(56%)		(58%)
10/10	4/4		14/14	2nd Serve	13/13	11/12		24/25
(100%)	(100%)		(100%)		(100%)	(92%)		(96%)
0	0		0	Aces on 2nd Serve	0	0		0
6/10	2/4		8/14	Points won on 2nd serve	6/13	4/12		10/25
(60%)	(50%)		(57%)		(46%)	(33%)		(40%)
34	31		65	Total points won	26	17		43
16/35	15/28		31/63	Receiving points won	7/25	4/20		11/45
(46%)	(54%)		(49%)		(28%)	(20%)		(24%)
2/3	2/5		4/8	Break point conversions	0/1	0/0		0/1
(67%)	(40%)		(50%)		(0%)	(0%)		(0%)
8	4		12	Forehand winners	0	3		3
4	5		9	Backhand winners	1	0		1
15	6		21	Forced errors	15	12		27
8	7		15	Unforced errors	4	7		11
8/9	4/5		12/14	Net points won	2/4	2/4		4/8
(89%)	(80%)		(86%)		(50%)	(50%)		(50%)

	1 st Set						2 nd Set												
ZVEREV Alexander (4)	0	*1	2	*3	3	*4	4	*5	5	*6	6	*1	2	*3	4	*5	5	*6	6
KHACHANOV Karen (12)	*1	1	*1	1	*2	2	*3	3	*3	3	*3	0	*0	0	*0	0	*1	1	

Note:
Total winners is the sum of total aces, service winners, forehand winners and backhand winners.

Legend:
W Winner * Server




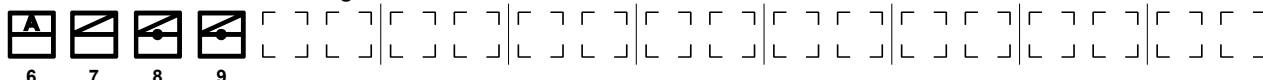
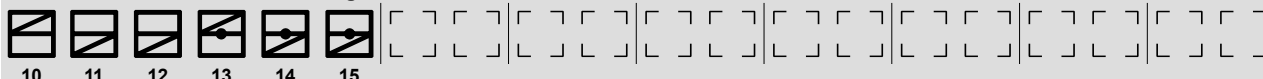
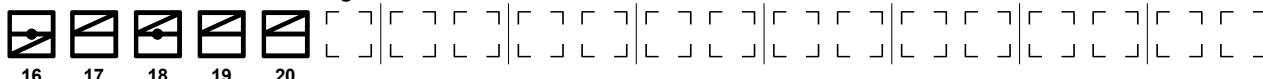



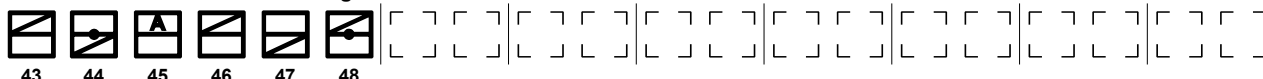

Scorecard

スコアカード / Feuille d'arbitrage

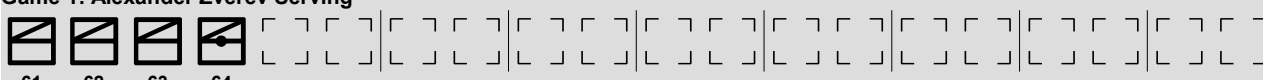
W	ZVEREV Alexander (4)	GER	6	6
	KHACHANOV Karen (12)	ROC	3	1
Match duration: 1h19min			43min	36min

Court	Centre Court	Scoring Rule	Three tie-break sets
Chair Umpire	HUGHES Alison (GBR)	Match Code	MS601
Started	17:17	Finished	18:36

1st Set

Game	Serving	AIZv	KaKh
Game 1: Karen Khachanov Serving		0	1
Game 2: Alexander Zverev Serving		1	1
Game 3: Karen Khachanov Serving		2	1
Game 4: Alexander Zverev Serving		3	1
Game 5: Karen Khachanov Serving		3	2
Game 6: Alexander Zverev Serving		4	2
Game 7: Karen Khachanov Serving		4	3
Game 8: Alexander Zverev Serving		5	3
Game 9: Karen Khachanov Serving		6	3

2nd Set



















Game	Serving	AIZv	KaKh
Game 1: Alexander Zverev Serving		1	0




















Scorecard

スコアカード / Feuille d'arbitrage

Game 2: Karen Khachanov Serving

																	2	0	
65	66	67	68	69	70	71	72												


















Game 3: Alexander Zverev Serving

																	3	0	
73	74	75	76	77	78														

















Game 4: Karen Khachanov Serving

																	4	0		
79	80	81	82	83	84	85	86	87	88	89	90	91	92							


















Game 5: Alexander Zverev Serving

																	5	0		
93	94	95	96																	

Game 6: Karen Khachanov Serving

																	5	1		
97	98	99	100	101	102															

Game 7: Alexander Zverev Serving








																	6	1		
103	104	105	106	107	108															

Incidents Summary:

Code of Conduct Violation: 1

Code Violation (Ball Abuse) on KHACHANOV, Karen (ROC) in Set 2, Game 6, Point 4 at 18:32 on 01 August 2021

Time Violation: 0

W	Winner		Double fault		Point to receiver - 2nd serve		Point to server - 2nd serve
	Ace - 1st serve		Point to receiver - 1st serve		Point to server - 1st serve		Service Break



Entry List by Event

種目ごとのエントリーリスト / Liste d'inscriptions par épreuve

As of THU 22 JUL 2021

Event Order	Ranking 19 JUL 2021	Name	NOC Code	Qualified Type	Seed
1	2 1	MEKTIC Nikola PAVIC Mate	CRO		1
2	6 3	HERBERT Pierre-Hugues MAHUT Nicolas	FRA		2
3	8 7	CABAL Juan-Sebastian FARAH Robert	COL		3
4	24 2	KARATSEV Aslan MEDVEDEV Daniil	ROC		4
5	12 17	HURKACZ Hubert KUBOT Lukasz	POL		5
6	25 7	KHACHANOV Karen RUBLEV Andrey	ROC		6
7	22 16	MURRAY Jamie SKUPSKI Neal	GBR		7
8	14 27	KOOLHOF Wesley ROJER Jean-Julien	NED		8
9	11 35	CARRENO BUSTA Pablo DAVIDOVICH FOKINA Alejandro	ESP		
10	36 12	CILIC Marin DODIG Ivan	CRO		
11	15 33	KRAWIETZ Kevin PUETZ Tim	GER		
12	48 5	STRUFF Jan-Lennard ZVEREV Alexander	GER		
13	30 29	GILLE Sander VLIEGEN Joran	BEL		
14	10 53	RAM Rajeev TIAFOE Frances	USA		
15	25 39	PEERS John PURCELL Max	AUS		
16	64 4	MOLTENI Andres ZEBALLOS Horacio	ARG		
17	52 18	DEMOLINER Marcelo MELO Marcelo	BRA		
18	53 18	CHARDY Jeremy MONFILS Gael	FRA		
19	51 20	DANIELL Marcus VENUS Michael	NZL		
20	40 35	BUBLIK Alexander GOLUBEV Andrey	KAZ		



Entry List by Event

種目ごとのエントリーリスト / Liste d'inscriptions par épreuve

As of THU 22 JUL 2021

Event Order	Ranking 19 JUL 2021	Name	NOC Code	Qualified Type	Seed
21	44 32	MILLMAN John SAVILLE Luke	AUS		
22	43 42	MARACH Oliver OSWALD Philipp	AUT		
23	61 26	MUSETTI Lorenzo SONEGO Lorenzo	ITA		
24	80 13	BAGNIS Facundo SCHWARTZMAN Diego	ARG		
25	38 69	McLACHLAN Ben NISHIKORI Kei	JPN	HCP	
26	104 9	MURRAY Andy SALISBURY Joe	GBR		
27	45 81	KRAJICEK Austin SANDGREN Tennys	USA		
28	79 66	GERASIMOV Egor IVASHKA Ilya	BLR		
29	65 90	ANDUJAR Pablo CARBALLE BAENA Roberto	ESP		
30	110 55	DANIEL Taro NISHIOKA Yoshihito	JPN		
31	98 120	SOUSA Joao SOUSA Pedro	POR		
32	246 11	KLEIN Lukas POLASEK Filip	SVK		

Note:
The ranking shown is the best of a player's Singles or Doubles World Ranking.

Legend:
HCP Host Nation Place



Draw
ドロー / Tableau
As of SAT 31 JUL 2021

Rank	1 st Round	Seed	NOC	2 nd Round	Quarterfinals	Semifinals	Final
2	MEKTIC Nikola 1 PAVIC Mate	(1)	CRO	MEKTIC N PAVIC M (1)		Gold: MEKTIC / PAVIC Silver: CILIC / DODIG Bronze: DANIELL / VENUS	CRO CRO NZL
52	DEMOLINER Marcelo 18 MELO Marcelo		BRA	7-6(6) 6-4	MEKTIC N PAVIC M (1)		
65	ANDUJAR Pablo 90 CARBALLE BAENA Roberto		ESP	MUSETTI L SONEGO L	7-5 6-7(5) [10-7]		
61	MUSETTI Lorenzo 26 SONEGO Lorenzo		ITA	7-5 6-4		MEKTIC N PAVIC M (1)	
38	McLACHLAN Ben 69 NISHIKORI Kei (HCP)		JPN	McLACHLAN B NISHIKORI K (HCP)		6-3 6-3	
98	SOUSA Joao 120 SOUSA Pedro		POR	6-1 6-4	McLACHLAN B NISHIKORI K (HCP)		
64	MOLTENI Andres 4 ZEBALLOS Horacio		ARG	MURRAY J SKUPSKI N (7)	6-3 6-4		
22	MURRAY Jamie 16 SKUPSKI Neal	(7)	GBR	6-7(3) 6-4 [13-11]			MEKTIC N PAVIC M (1)
24	KARATSEV Aslan 2 MEDVEDEV Daniil	(4)	ROC	KLEIN L POLASEK F			6-4 6-4
246	KLEIN Lukas 11 POLASEK Filip		SVK	7-5 6-4	KRAJICEK A SANDGREN T		
25	PEERS John 39 PURCELL Max		AUS	KRAJICEK A SANDGREN T	6-7(2) 6-2 [10-5]		
45	KRAJICEK Austin 81 SANDGREN Tennys		USA	3-6 7-6(5) [10-5]		KRAJICEK A SANDGREN T	
40	BUBLIK Alexander 35 GOLUBEV Andrey		KAZ	CHARDY J MONFILS G		6-3 7-6(4)	
53	CHARDY Jeremy 18 MONFILS Gael		FRA	6-7(4) 7-6(3) [10-8]	STRUFF JL ZVEREV A		
48	STRUFF Jan-Lennard 5 ZVEREV Alexander		GER	STRUFF JL ZVEREV A	6-4 7-5		Gold Medal
12	HURKACZ Hubert 17 KUBOT Lukasz	(5)	POL	6-2 7-6(5)			MEKTIC N PAVIC M (1)
14	KOOLHOF Wesley 27 ROJER Jean-Julien	(8)	NED	KOOLHOF W ROJER JJ (8)			6-4 3-6 [10-6]
30	GILLE Sander 29 VLIEGEN Joran		BEL	6-3 7-6(5)	DANIELL M VENUS M		
79	GERASIMOV Egor 66 IVASHKA Ilya		BLR	DANIELL M VENUS M	W/O		
51	DANIELL Marcus 20 VENUS Michael		NZL	6-3 7-6(6)		DANIELL M VENUS M	
44	MILLMAN John 32 SAVILLE Luke		AUS	MARACH O OSWALD P		6-3 3-6 [10-7]	
43	MARACH Oliver 42 OSWALD Philipp		AUT	7-5 6-2	CABAL JS FARAH R (3)		
11	CARRENO BUSTA Pablo 35 DAVIDOVICH FOKINA Alejandro		ESP	CABAL JS FARAH R (3)	6-4 6-1		
8	CABAL Juan-Sebastian 7 FARAH Robert	(3)	COL	6-2 6-4			CILIC M DODIG I
25	KHACHANOV Karen 7 RUBLEV Andrey	(6)	ROC	RAM R TIAFOE F			6-2 6-2
10	RAM Rajeev 53 TIAFOE Frances		USA	6-7(3) 7-6(5) [12-10]	CILIC M DODIG I		
110	DANIEL Taro 55 NISHIOKA Yoshihito		JPN	CILIC M DODIG I	6-3 7-5		
36	CILIC Marin 12 DODIG Ivan		CRO	6-2 6-4		CILIC M DODIG I	
15	KRAWIETZ Kevin 33 PUETZ Tim		GER	KRAWIETZ K PUETZ T		4-6 7-6(2) [10-7]	
80	BAGNIS Facundo 13 SCHWARTZMAN Diego		ARG	6-2 6-1	MURRAY A SALISBURY J		
104	MURRAY Andy 9 SALISBURY Joe		GBR	MURRAY A SALISBURY J	6-2 7-6(2)		
6	HERBERT Pierre-Hugues 3 MAHUT Nicolas	(2)	FRA	6-3 6-2		KRAJICEK A SANDGREN T	Bronze Medal
						DANIELL M VENUS M	
						DANIELL M VENUS M	7-6(3) 6-2

Note:
Ranking as of 19 JUL 2021.
The ranking shown is the best of a player's Singles or Doubles World Ranking.

Legend:
HCP Host Nation Place W/O Walkover



Match Statistics

試合統計 / Statistiques du match

W	MEKTIC Nikola PAVIC Mate (1)	CRO	7	6
	DEMOLINER Marcelo MELO Marcelo	BRA	6 (6)	4
Match duration: 1h37min			51min	46min

Court 10

Chair Umpire: BLEY Miriam (GER)

MEKTIC N/PAVIC M (1)				DEMOLINER M/MELO M				
1 st Set	2 nd Set	Match Tie-break	Total		1 st Set	2 nd Set	Match Tie-break	Total
2	2		4	Total aces	7	4		11
0	1		1	Double faults	1	3		4
0	0		0	Service winners	0	0		0
31/41	22/37		53/78	1st serve	21/38	16/30		37/68
(76%)	(59%)		(68%)	Aces on 1st serve	6	3		9
2	2		4	Points won on 1st serve	18/21	13/16		31/37
25/31	16/22		41/53	2nd Serve	16/17	11/14		27/31
(81%)	(73%)		(77%)	Aces on 2nd Serve	1	1		2
10/10	14/15		24/25	Points won on 2nd serve	10/17	6/14		16/31
(100%)	(93%)		(96%)	Total points won	38	32		70
0	0		0	Receiving points won	10/41	13/37		23/78
6/10	8/15		14/25	Break point conversions	0/1	0/4		0/5
(60%)	(53%)		(56%)	Forehand winners	4	9		13
41	35		76	Backhand winners	3	0		3
10/38	11/30		21/68	Forced errors	17	15		32
(26%)	(37%)		(31%)	Unforced errors	5	5		10
0/0	1/3		1/3					
(0%)	(33%)		(33%)					

	1 st Set							2 nd Set							
Mektic/Pavic (1)	0*	1*	2*	3*	4*	5*	6*	7	*1	1*	2*	3*	4*	5*	6
Demoliner/Melo	*1	1*	2*	3*	4*	5*	6*	6(6)	0*	1*	2*	3*	4*	4*	4*

Note:
Total winners is the sum of total aces, service winners, forehand winners and backhand winners.

Legend:
W Winner * Server


Scorecard

スコアカード / Feuille d'arbitrage

W	MEKTIC Nikola PAVIC Mate (1)	CRO	7	6
	DEMOLINER Marcelo MELO Marcelo	BRA	6 (6)	4
Match duration: 1h37min			51min	46min

Court	Court 10	Scoring Rule	Match tie-break
Chair Umpire	BLEY Miriam (GER)	Match Code	MD101
Started	18:03	Finished	19:41

1st Set

Game 1: Marcelo Melo Serving													NM/MP	MD/MM
													0	1
1	2	3	4											
Game 2: Mate Pavic Serving													NM/MP	MD/MM
													1	1
5	6	7	8	9	10									
Game 3: Marcelo Demoliner Serving													NM/MP	MD/MM
													1	2
11	12	13	14	15	16									
Game 4: Nikola Mektic Serving													NM/MP	MD/MM
													2	2
17	18	19	20											
Game 5: Marcelo Melo Serving													NM/MP	MD/MM
													2	3
21	22	23	24	25										
Game 6: Mate Pavic Serving													NM/MP	MD/MM
													3	3
26	27	28	29	30	31	32	33							
Game 7: Marcelo Demoliner Serving													NM/MP	MD/MM
													3	4
34	35	36	37	38										
Game 8: Nikola Mektic Serving													NM/MP	MD/MM
													4	4
39	40	41	42											
Game 9: Marcelo Melo Serving													NM/MP	MD/MM
													4	5
43	44	45	46	47										
Game 10: Mate Pavic Serving													NM/MP	MD/MM
													5	5
48	49	50	51	52	53									



Scorecard

スコアカード / Feuille d'arbitrage

Game 11: Marcelo Demoliner Serving

NM/MP MD/MM



5 6

Game 12: Nikola Mektic Serving

NM/MP MD/MM



6 6

TB - Nikola Mektic

NM/MP MD/MM



7 6

TB - Mate Pavic

NM/MP MD/MM



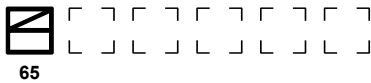
TB - Marcelo Demoliner

NM/MP MD/MM



TB - Marcelo Melo

NM/MP MD/MM



(8) (6)

2nd Set

Game 1: Mate Pavic Serving

NM/MP MD/MM



1 0

Game 2: Marcelo Melo Serving


NM/MP MD/MM



1 1

Game 3: Nikola Mektic Serving

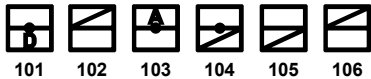
NM/MP MD/MM



2 1

Game 4: Marcelo Demoliner Serving


NM/MP MD/MM



2 2

Game 5: Mate Pavic Serving

NM/MP MD/MM



3 2

Game 6: Marcelo Melo Serving


NM/MP MD/MM



3 3

Game 7: Nikola Mektic Serving

NM/MP MD/MM



4 3

Game 8: Marcelo Demoliner Serving

NM/MP MD/MM



4 4



Scorecard

スコアカード / Feuille d'arbitrage

Game 9: Mate Pavic Serving

											NM/MP	MD/MM	
												5	4
130	131	132	133	134	135	136	137	138	139				

Game 10: Marcelo Melo Serving

											NM/MP	MD/MM	
												6	4
140	141	142	143	144	145								

Incidents Summary:

Code of Conduct Violation: 0
Time Violation: 0

Legend:

	Tie-break		Winner		Ace - 2nd serve		Double fault
	Point to receiver - 2nd serve		Point to server - 2nd serve		Ace - 1st serve		Point to receiver - 1st serve
	Point to server - 1st serve		Service Break				


Match Statistics

試合統計 / Statistiques du match

	ANDUJAR Pablo CARBALLES BAENA Roberto	ESP	5	4
W	MUSETTI Lorenzo SONEGO Lorenzo	ITA	7	6
Match duration: 1h37min			53min	44min

Court 8

Chair Umpire: ABSOLU Manuel (FRA)

ANDUJAR P/CARBALLES BAENA R				MUSETTI L/SONEGO L				
1 st Set	2 nd Set	Match Tie-break	Total		1 st Set	2 nd Set	Match Tie-break	Total
0	1		1	Total aces	3	4		7
2	0		2	Double faults	1	0		1
0	0		0	Service winners	0	0		0
37/48	18/26		55/74	1st serve	20/34	27/36		47/70
(77%)	(69%)		(74%)	Aces on 1st serve	(59%)	(75%)		(67%)
0	1		1	Points won on 1st serve	1	4		5
23/37	11/18		34/55	2nd Serve	17/20	18/27		35/47
(62%)	(61%)		(62%)	Aces on 2nd Serve	(85%)	(67%)		(74%)
9/11	8/8		17/19	Points won on 2nd serve	13/14	9/9		22/23
(82%)	(100%)		(89%)	Total points won	(93%)	(100%)		(96%)
0	0		0	Receiving points won	2	0		2
6/11	5/8		11/19	Break point conversions	9/14	5/9		14/23
(55%)	(63%)		(58%)		(64%)	(56%)		(61%)
37	29		66		45	33		78
8/34	13/36		21/70	Forehand winners	19/48	10/26		29/74
(24%)	(36%)		(30%)	Backhand winners	(40%)	(38%)		(39%)
0/2	1/3		1/5	Forced errors	1/5	2/2		3/7
(0%)	(33%)		(20%)	Unforced errors	(20%)	(100%)		(43%)
1	11		12		8	9		17
3	4		7		6	2		8
11	7		18		12	5		17
17	11		28		21	8		29

	1 st Set					2 nd Set							
Andujar/Carballes Baena	*1	1*2	2*3	3*4	4*5	5*5	5	*1	1*1	2*3	3*4	4*4	4
Musetti/Sonego	0	*1	1*2	2*3	3*4	4*5	6*7	0	*1	2*2	2*3	3*4	5*6

Note:

Total winners is the sum of total aces, service winners, forehand winners and backhand winners.

Legend:
W Winner * Server



Scorecard

スコアカード / Feuille d'arbitrage

	ANDUJAR Pablo CARBALLES BAENA Roberto	ESP	5	4
W	MUSETTI Lorenzo SONEGO Lorenzo	ITA	7	6
Match duration: 1h37min			53min	44min

Court	Court 8	Scoring Rule	Match tie-break
Chair Umpire	ABSOLU Manuel (FRA)	Match Code	MD102
Started	17:48	Finished	19:26

1st Set

Game	Serving	PA/RC	LM/LS
Game 1	Roberto Carballes Baena	1	0
Game 2	Lorenzo Sonego	1	1
Game 3	Pablo Andujar	2	1
Game 4	Lorenzo Musetti	2	2
Game 5	Roberto Carballes Baena	3	2
Game 6	Lorenzo Sonego	3	3
Game 7	Pablo Andujar	4	3
Game 8	Lorenzo Musetti	4	4
Game 9	Roberto Carballes Baena	5	4
Game 10	Lorenzo Sonego	5	5


Scorecard

スコアカード / Feuille d'arbitrage

Game 11: Pablo Andujar Serving

														PA/RC	LM/LS	
														5	6	
70	71	72	73	74	75	76	77									

Game 12: Lorenzo Musetti Serving

														PA/RC	LM/LS	
														5	7	
78	79	80	81	82												

2nd Set
Game 1: Roberto Carballes Baena Serving

														PA/RC	LM/LS	
														1	0	
83	84	85	86	87												

Game 2: Lorenzo Sonego Serving

														PA/RC	LM/LS	
														1	1	
88	89	90	91													

Game 3: Pablo Andujar Serving

														PA/RC	LM/LS	
														1	2	
92	93	94	95	96	97											

Game 4: Lorenzo Musetti Serving

														PA/RC	LM/LS	
														2	2	
98	99	100	101	102	103	104	105	106	107	108	109					

Game 5: Roberto Carballes Baena Serving

														PA/RC	LM/LS	
														3	2	
110	111	112	113													

Game 6: Lorenzo Sonego Serving

														PA/RC	LM/LS	
														3	3	
114	115	116	117													

Game 7: Pablo Andujar Serving

														PA/RC	LM/LS	
														4	3	
118	119	120	121	122												

Game 8: Lorenzo Musetti Serving

														PA/RC	LM/LS	
														4	4	
123	124	125	126	127	128	129	130									

Game 9: Roberto Carballes Baena Serving

														PA/RC	LM/LS	
														4	5	
131	132	133	134	135	136											

Game 10: Lorenzo Sonego Serving

														PA/RC	LM/LS	
														4	6	
137	138	139	140	141	142	143	144									

Incidents Summary:

Code of Conduct Violation: 1

Code Violation (Ball Abuse) on ANDUJAR, Pablo (ESP) /CARBALLES BAENA, Roberto (ESP) in Set 1, Game 11, Point 8 at 18:39 on 25 July 2021

Time Violation: 1

Time Violation on MUSETTI, Lorenzo (ITA) /SONEGO, Lorenzo (ITA) in Set 2, Game 10, Point 6 at 19:25 on 25 July 2021



Ariake Tennis Park

有明テニスの森
Parc de Tennis d'Ariake

SUN 25 JUL 2021

Tennis

テニス / Tennis

Men's Doubles

男子ダブルス / Double hommes

First Round

1回戦 / 1er tour



Scorecard

スコアカード / Feuille d'arbitrage

Legend:							
W	Winner		Ace - 2nd serve		Double fault		Point to receiver - 2nd serve
	Point to server - 2nd serve		Ace - 1st serve		Point to receiver - 1st serve		Point to server - 1st serve
	Service Break						





Match Statistics

試合統計 / Statistiques du match

W	McLACHLAN Ben NISHIKORI Kei (HCP)	JPN	6	6
	SOUSA Joao SOUSA Pedro	POR	1	4
Match duration: 0h58min			23min	35min

Court 5

Chair Umpire: SWEENEY Thomas (AUS)

McLACHLAN B/NISHIKORI K (HCP)				SOUSA J/SOUSA P				
1 st Set	2 nd Set	Match Tie-break	Total		1 st Set	2 nd Set	Match Tie-break	Total
2	3		5	Total aces	0	0		0
1	2		3	Double faults	1	0		1
0	0		0	Service winners	0	0		0
17/22	18/24		35/46	1st serve	15/22	20/29		35/51
(77%)	(75%)		(76%)		(68%)	(69%)		(69%)
2	3		5	Aces on 1st serve	0	0		0
13/17	16/18		29/35	Points won on 1st serve	7/15	14/20		21/35
(76%)	(89%)		(83%)		(47%)	(70%)		(60%)
4/5	4/6		8/11	2nd Serve	6/7	9/9		15/16
(80%)	(67%)		(73%)		(86%)	(100%)		(94%)
0	0		0	Aces on 2nd Serve	0	0		0
3/5	4/6		7/11	Points won on 2nd serve	3/7	5/9		8/16
(60%)	(67%)		(64%)		(43%)	(56%)		(50%)
28	30		58	Total points won	16	23		39
12/22	10/29		22/51	Receiving points won	6/22	4/24		10/46
(55%)	(34%)		(43%)		(27%)	(17%)		(22%)
2/4	1/3		3/7	Break point conversions	0/0	0/0		0/0
(50%)	(33%)		(43%)		(0%)	(0%)		(0%)
4	4		8	Forehand winners	2	5		7
1	1		2	Backhand winners	5	1		6
2	3		5	Forced errors	2	1		3
6	7		13	Unforced errors	14	9		23

	1 st Set					2 nd Set				
McLachlan/Nishikori (HCP)	*1	2*3	4*5	5*6		0*1	1*2	3*4	4*5	5*6
Sousa/Sousa	0*0	0*0	0*1	1		*1	1*2	2*2	2*3	3*4

Note:
Total winners is the sum of total aces, service winners, forehand winners and backhand winners.

Legend:
HCP Host Nation Place W Winner * Server



Scorecard

スコアカード / Feuille d'arbitrage

W	McLACHLAN Ben NISHIKORI Kei (HCP)	JPN	6	6
	SOUSA Joao SOUSA Pedro	POR	1	4
Match duration: 0h58min			23min	35min

Court	Court 5	Scoring Rule	Match tie-break
Chair Umpire	SWEENEY Thomas (AUS)	Match Code	MD103
Started	15:22	Finished	16:20

1st Set

Game	Serving	BM/KN	JS/PS
Game 1	Ben McLachlan	1	0
Game 2	Joao Sousa	2	0
Game 3	Kei Nishikori	3	0
Game 4	Pedro Sousa	4	0
Game 5	Ben McLachlan	5	0
Game 6	Joao Sousa	5	1
Game 7	Kei Nishikori	6	1

2nd Set

Game	Serving	BM/KN	JS/PS
Game 1	Pedro Sousa	0	1
Game 2	Ben McLachlan	1	1
Game 3	Joao Sousa	1	2



Scorecard

スコアカード / Feuille d'arbitrage

Game 4: Kei Nishikori Serving

														BM/KN	JS/PS	
															2	2
59	60	61	62													

Game 5: Pedro Sousa Serving

														BM/KN	JS/PS	
															3	2
63	64	65	66	67	68	69	70									

Game 6: Ben McLachlan Serving

														BM/KN	JS/PS	
															4	2
71	72	73	74	75												

Game 7: Joao Sousa Serving

														BM/KN	JS/PS	
															4	3
76	77	78	79	80	81											

Game 8: Kei Nishikori Serving

														BM/KN	JS/PS	
															5	3
82	83	84	85	86												

Game 9: Pedro Sousa Serving

														BM/KN	JS/PS	
															5	4
87	88	89	90	91	92											

Game 10: Ben McLachlan Serving

														BM/KN	JS/PS	
															6	4
93	94	95	96	97	98											

Incidents Summary:

Code of Conduct Violation: 0
Time Violation: 0

Legend:							
	Host Nation Place		Winner		Double fault		Point to receiver - 2nd serve
	Point to server - 2nd serve		Ace - 1st serve		Point to receiver - 1st serve		Point to server - 1st serve
	Service Break						



Match Statistics

試合統計 / Statistiques du match

	MOLTENI Andres ZEBALLOS Horacio	ARG	7	4	[11]
W	MURRAY Jamie SKUPSKI Neal (7)	GBR	6 (3)	6	[13]
Match duration: 2h10min			62min	43min	25min

Court 11

Chair Umpire: JANZEN Timo (GER)

MOLTENI A/ZEBALLOS H				MURRAY J/SKUPSKI N (7)				
1 st Set	2 nd Set	Match Tie-break	Total		1 st Set	2 nd Set	Match Tie-break	Total
1	2	0	3	Total aces	1	2	0	3
1	0	0	1	Double faults	5	0	2	7
0	2	0	2	Service winners	0	1	0	1
25/37 (68%)	19/24 (79%)	11/12 (92%)	55/73 (75%)	1st serve	33/49 (67%)	26/30 (87%)	7/12 (58%)	66/91 (73%)
1	1	0	2	Aces on 1st serve	1	1	0	2
19/25 (76%)	13/19 (68%)	7/11 (64%)	39/55 (71%)	Points won on 1st serve	23/33 (70%)	17/26 (65%)	7/7 (100%)	47/66 (71%)
11/12 (92%)	5/5 (100%)	1/1 (100%)	17/18 (94%)	2nd Serve	11/16 (69%)	4/4 (100%)	3/5 (60%)	18/25 (72%)
0	1	0	1	Aces on 2nd Serve	0	1	0	1
9/12 (75%)	3/5 (60%)	1/1 (100%)	13/18 (72%)	Points won on 2nd serve	9/16 (56%)	1/4 (25%)	2/5 (40%)	12/25 (48%)
45	28	11	84	Total points won	41	26	13	80
17/49 (35%)	12/30 (40%)	3/12 (25%)	32/91 (35%)	Receiving points won	9/37 (24%)	8/24 (33%)	4/12 (33%)	21/73 (29%)
0/9 (0%)	1/1 (100%)	0/0 (0%)	1/10 (10%)	Break point conversions	0/0 (0%)	2/2 (100%)	0/0 (0%)	2/2 (100%)
9	4	3	16	Forehand winners	11	4	3	18
4	3	0	7	Backhand winners	4	3	1	8
9	11	7	27	Forced errors	13	14	5	32
15	5	2	22	Unforced errors	16	3	3	22

	1 st Set							2 nd Set					Match Tie-break																						
Molteni/Zeballos	0	*1	1	*2	2	*3	3	*4	4	*5	5	*6	6	*7	*1	2	*3	3	*4	4	*5	5	*6	6	*7	7	*8	8	*9	9					
Murray/Skupski (7)	*1	1	*2	2	*3	3	*4	4	*5	5	*6	6	6	(3)	0	*0	0	*1	1	*2	2	*3	3	*4	4	*5	5	*6	6	*7	7	*8	8	*9	9

	Match Tie-break						
Molteni/Zeballos	9	9	*10	*11	11	11	*11
Murray/Skupski (7)	*9	*10	10	10	*11	*12	13



Ariake Tennis Park

有明テニスの森
Parc de Tennis d'Ariake

SAT 24 JUL 2021

Tennis

テニス / Tennis

Men's Doubles

男子ダブルス / Double hommes

First Round

1回戦 / 1er tour



Match Statistics

試合統計 / Statistiques du match

Note:

Total winners is the sum of total aces, service winners, forehand winners and backhand winners.

Legend:

W Winner

*

Server


Scorecard

スコアカード / Feuille d'arbitrage

	MOLTENI Andres ZEBALLOS Horacio	ARG	7	4	[11]
W	MURRAY Jamie SKUPSKI Neal (7)	GBR	6 (3)	6	[13]
Match duration: 2h11min			62min	44min	25min

Court	Court 11	Scoring Rule	Match tie-break
Chair Umpire	JANZEN Timo (GER)	Match Code	MD104
Started	15:54	Finished	18:06

1st Set

Game	Serving	AM/HZ	JM/NS
Game 1: Neal Skupski	Serving	0	1
Game 2: Horacio Zeballos	Serving	1	1
Game 3: Jamie Murray	Serving	1	2
Game 4: Andres Molteni	Serving	2	2
Game 5: Neal Skupski	Serving	2	3
Game 6: Horacio Zeballos	Serving	3	3
Game 7: Jamie Murray	Serving	3	4
Game 8: Andres Molteni	Serving	4	4
Game 9: Neal Skupski	Serving	4	5
Game 10: Horacio Zeballos	Serving	5	5



Scorecard

スコアカード / Feuille d'arbitrage

Game 11: Jamie Murray Serving

65	66	67	68	69	70	71	72							AM/HZ	JM/NS						
																				5	6

Game 12: Andres Molteni Serving

73	74	75	76							AM/HZ	JM/NS										
																				6	6

TB - Andres Molteni

								82	83							AM/HZ	JM/NS				
																				7	6

TB - Horacio Zeballos

			78	79							86							AM/HZ	JM/NS		

TB - Jamie Murray

			80	81													AM/HZ	JM/NS			

TB - Neal Skupski

77							84	85							AM/HZ	JM/NS					
																				(7)	(3)

2nd Set

Game 1: Andres Molteni Serving

87	88	89	90							AM/HZ	JM/NS										
																				1	0

Game 2: Jamie Murray Serving

91	92	93	94	95	96	97	98	99	100							AM/HZ	JM/NS				
																				2	0

Game 3: Horacio Zeballos Serving

101	102	103	104	105							AM/HZ	JM/NS									
																				3	0

Game 4: Neal Skupski Serving

106	107	108	109	110							AM/HZ	JM/NS									
																				3	1

Game 5: Andres Molteni Serving

111	112	113	114	115	116							AM/HZ	JM/NS								
																				3	2

Game 6: Jamie Murray Serving

117	118	119	120	121	122							AM/HZ	JM/NS								
																				3	3

Game 7: Horacio Zeballos Serving

123	124	125	126							AM/HZ	JM/NS										
																				4	3

Game 8: Neal Skupski Serving

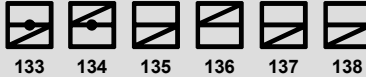
127	128	129	130	131	132							AM/HZ	JM/NS								
																				4	4


Scorecard

スコアカード / Feuille d'arbitrage

Game 9: Andres Molteni Serving

AM/HZ JM/NS



4	5	☀
---	---	---

Game 10: Jamie Murray Serving

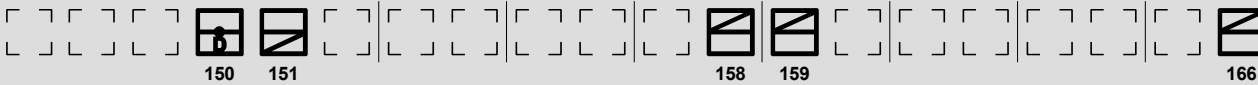
AM/HZ JM/NS



4	6
---	---

Match Tie-break
TB - Andres Molteni

AM/HZ JM/NS



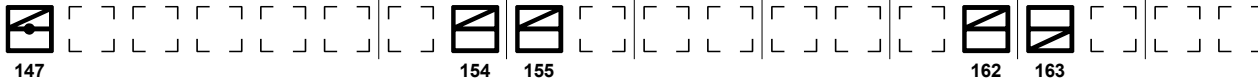
--	--



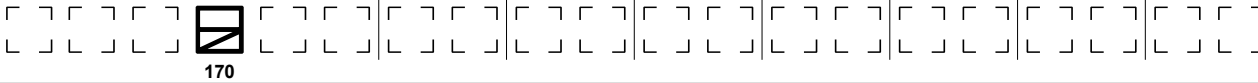
--	--

TB - Horacio Zeballos

AM/HZ JM/NS



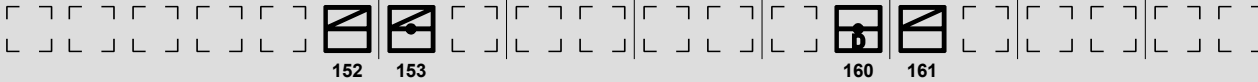
--	--



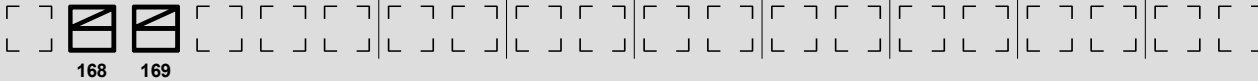
--	--

TB - Jamie Murray

AM/HZ JM/NS



--	--



--	--

TB - Neal Skupski

AM/HZ JM/NS



--	--

[11]	[13]
------	------

Incidents Summary:

Code of Conduct Violation: 0

Time Violation: 1

Time Violation on MURRAY, Jamie (GBR) /SKUPSKI, Neal (GBR) in Set 3, Game 1, Point 22 at 18:05 on 24 July 2021



Ariake Tennis Park

有明テニスの森
Parc de Tennis d'Ariake

SAT 24 JUL 2021

Tennis

テニス / Tennis

Men's Doubles

男子ダブルス / Double hommes

First Round

1回戦 / 1er tour



Scorecard

スコアカード / Feuille d'arbitrage

Legend:							
TB	Tie-break	W	Winner		Ace - 2nd serve		Double fault
	Point to receiver - 2nd serve		Point to server - 2nd serve		Ace - 1st serve		Point to receiver - 1st serve
	Point to server - 1st serve		Service Break				





Match Statistics

試合統計 / Statistiques du match

	KARATSEV Aslan MEDVEDEV Daniil (4)	ROC	5	4
W	KLEIN Lukas POLASEK Filip	SVK	7	6
Match duration: 1h22min			44min	38min

Court 9

Chair Umpire: BLOM John (AUS)

KARATSEV A/MEDVEDEV D (4)				KLEIN L/POLASEK F				
1 st Set	2 nd Set	Match Tie-break	Total		1 st Set	2 nd Set	Match Tie-break	Total
1	2		3	Total aces	4	1		5
1	2		3	Double faults	4	3		7
0	0		0	Service winners	1	0		1
17/33	17/24		34/57	1st serve	15/33	17/33		32/66
(52%)	(71%)		(60%)	Aces on 1st serve	(45%)	(52%)		(48%)
1	2		3	Points won on 1st serve	3	1		4
15/17	15/17		30/34	2nd Serve	13/15	14/17		27/32
(88%)	(88%)		(88%)	Aces on 2nd Serve	(87%)	(82%)		(84%)
15/16	5/7		20/23	Points won on 2nd serve	14/18	13/16		27/34
(94%)	(71%)		(87%)	Total points won	(78%)	(81%)		(79%)
0	0		0	Receiving points won	1	0		1
9/16	2/7		11/23	Break point conversions	11/18	10/16		21/34
(56%)	(29%)		(48%)		(61%)	(63%)		(62%)
33	26		59	Forehand winners	33	31		64
9/33	9/33		18/66	Backhand winners	9/33	7/24		16/57
(27%)	(27%)		(27%)	Forced errors	(27%)	(29%)		(28%)
0/0	0/3		0/3	Unforced errors	1/4	1/1		2/5
(0%)	(0%)		(0%)		(25%)	(100%)		(40%)
5	4		9		7	6		13
5	1		6		3	3		6
16	16		32		18	14		32
1	5		6		4	5		9

	1 st Set							2 nd Set						
Karatsev/Medvedev (4)	*1	1*2	2*3	3*4	4*5	5*5	5	*1	1*2	2*3	3*4	4*4	4	
Klein/Polasek	0	*1	1*2	2*3	3*4	4*5	6*7	0	*1	1*2	2*3	3*4	5*6	

Note:
Total winners is the sum of total aces, service winners, forehand winners and backhand winners.

Legend:
W Winner * Server



Scorecard

スコアカード / Feuille d'arbitrage

	KARATSEV Aslan MEDVEDEV Daniil (4)	ROC	5	4
W	KLEIN Lukas POLASEK Filip	SVK	7	6
Match duration: 1h23min			44min	39min

Court	Court 9	Scoring Rule	Match tie-break
Chair Umpire	BLOM John (AUS)	Match Code	MD105
Started	16:02	Finished	17:25

1st Set

Game	Serving	AK/DM	LK/FP
Game 1	Daniil Medvedev	1	0
Game 2	Filip Polasek	1	1
Game 3	Aslan Karatsev	2	1
Game 4	Lukas Klein	2	2
Game 5	Daniil Medvedev	3	2
Game 6	Filip Polasek	3	3
Game 7	Aslan Karatsev	4	3
Game 8	Lukas Klein	4	4
Game 9	Daniil Medvedev	5	4
Game 10	Filip Polasek	5	5



Scorecard

スコアカード / Feuille d'arbitrage

Game	Serving	AK	DM	LK	FP	AK/DM	LK/FP
Game 11	Aslan Karatsev	▲	●	▲	●	5	6
Game 12	Lukas Klein	●	▲	▲	●	5	7
2nd Set							
Game 1	Daniil Medvedev	●	▲	▲	▲	1	0
Game 2	Filip Polasek	●	▲	▲	▲	1	1
Game 3	Aslan Karatsev	▲	●	▲	▲	2	1
Game 4	Lukas Klein	▲	●	▲	▲	2	2
Game 5	Daniil Medvedev	▲	●	▲	▲	3	2
Game 6	Filip Polasek	▲	●	▲	▲	3	3
Game 7	Aslan Karatsev	▲	●	▲	▲	4	3
Game 8	Lukas Klein	▲	●	▲	▲	4	4
Game 9	Daniil Medvedev	●	▲	▲	▲	4	5
Game 10	Filip Polasek	●	▲	▲	▲	4	6

Incidents Summary:

Code of Conduct Violation: 1
Code Violation (Ball Abuse) on KARATSEV, Aslan (ROC) /MEDVEDEV, Daniil (ROC) in Set 2, Game 10, Point 4 at 17:19 on 25 July 2021
Time Violation: 0



Ariake Tennis Park

有明テニスの森
Parc de Tennis d'Ariake

SUN 25 JUL 2021

Tennis

テニス / Tennis

Men's Doubles

男子ダブルス / Double hommes

First Round

1回戦 / 1er tour



Scorecard

スコアカード / Feuille d'arbitrage

Legend:							
W	Winner		Ace - 2nd serve		Double fault		Point to receiver - 2nd serve
	Point to server - 2nd serve		Ace - 1st serve		Point to receiver - 1st serve		Point to server - 1st serve
	Service Break						





Match Statistics

試合統計 / Statistiques du match

	PEERS John PURCELL Max	AUS	6	6 (5)	[5]
W	KRAJICEK Austin SANDGREN Tennys	USA	3	7	[10]
Match duration: 1h28min			31min	47min	10min

Court 5

Chair Umpire: JANZEN Timo (GER)

PEERS J/PURCELL M				KRAJICEK A/SANDGREN T				
1 st Set	2 nd Set	Match Tie-break	Total		1 st Set	2 nd Set	Match Tie-break	Total
4	6	1	11	Total aces	2	5	2	9
0	0	0	0	Double faults	1	0	0	1
0	0	2	2	Service winners	0	3	2	5
19/29	26/36	4/7	49/72	1st serve	17/26	32/41	6/8	55/75
(66%)	(72%)	(57%)	(68%)	Aces on 1st serve	(65%)	(78%)	(75%)	(73%)
3	6	1	10	Points won on 1st serve	2	5	2	9
15/19	21/26	3/4	39/49	2nd Serve	11/17	24/32	6/6	41/55
(79%)	(81%)	(75%)	(80%)	Aces on 2nd Serve	(65%)	(75%)	(100%)	(75%)
10/10	10/10	3/3	23/23	Points won on 2nd serve	8/9	9/9	2/2	19/20
(100%)	(100%)	(100%)	(100%)	Total points won	(89%)	(100%)	(100%)	(95%)
1	0	0	1	Receiving points won	0	0	0	0
7/10	7/10	1/3	15/23	Break point conversions	5/9	5/9	1/2	11/20
(70%)	(70%)	(33%)	(65%)	Forehand winners	(56%)	(56%)	(50%)	(55%)
32	40	5	77	Backhand winners	23	37	10	70
10/26	12/41	1/8	23/75	Forced errors	7/29	8/36	3/7	18/72
(38%)	(29%)	(13%)	(31%)	Unforced errors	(24%)	(22%)	(43%)	(25%)
1/2	0/1	0/0	1/3		0/1	0/0	0/0	0/1
(50%)	(0%)	(0%)	(33%)		(0%)	(0%)	(0%)	(0%)
6	9	1	16		4	8	4	16
2	2	1	5		0	1	0	1
9	9	0	18		13	8	0	21
7	9	2	18		7	13	0	20

	1 st Set						2 nd Set						Match Tie-break															
Peers/Purcell	*1	1*2	2*3	4	*5	*6	0	*1	1*2	2*3	3*4	4	*5	5*6	6(5)	*1	2	2*2	*3	3	3*4	*5	5	5*5	*5	5	5	
Krajicek/Sandgren	0	*1	1*2	2*2	2*3	3	*1	1*2	2*3	3*4	4	*5	5*6	6	7	0	*0	*1	2	2*3	*4	4	4	*5	*6	7	8*9	*10

Note:
Total winners is the sum of total aces, service winners, forehand winners and backhand winners.

Legend:
W Winner * Server


Scorecard

スコアカード / Feuille d'arbitrage

	PEERS John PURCELL Max	AUS	6	6 (5)	[5]
W	KRAJICEK Austin SANDGREN Tennys	USA	3	7	[10]
Match duration: 1h28min			31min	47min	10min

Court	Court 5	Scoring Rule	Match tie-break
Chair Umpire	JANZEN Timo (GER)	Match Code	MD106
Started	18:35	Finished	20:04

1st Set

Game	Serving	JP	MP	AK	TS
Game 1	Max Purcell	1	0		
Game 2	Tennys Sandgren	1	1		
Game 3	John Peers	2	1		
Game 4	Austin Krajicek	2	2		
Game 5	Max Purcell	3	2		
Game 6	Tennys Sandgren	4	2		★
Game 7	John Peers	5	2		
Game 8	Austin Krajicek	5	3		
Game 9	Max Purcell	6	3		

2nd Set

Game	Serving	JP	MP	AK	TS
Game 1	Tennys Sandgren	0	1		



Scorecard

スコアカード / Feuille d'arbitrage

Game 2: Max Purcell Serving

63	64	65	66	67	68	69	70												JP/MP	AK/TS	
																				1	1

Game 3: Austin Krajicek Serving

71	72	73	74	75	76	77	78												JP/MP	AK/TS	
																				1	2

Game 4: John Peers Serving

79	80	81	82																JP/MP	AK/TS	
																				2	2

Game 5: Tennys Sandgren Serving

83	84	85	86	87															JP/MP	AK/TS	
																				2	3

Game 6: Max Purcell Serving

88	89	90	91																JP/MP	AK/TS	
																				3	3

Game 7: Austin Krajicek Serving

92	93	94	95	96	97														JP/MP	AK/TS	
																				3	4

Game 8: John Peers Serving

98	99	100	101																JP/MP	AK/TS	
																				4	4

Game 9: Tennys Sandgren Serving

102	103	104	105	106															JP/MP	AK/TS	
																				4	5

Game 10: Max Purcell Serving

107	108	109	110																JP/MP	AK/TS	
																				5	5

Game 11: Austin Krajicek Serving

111	112	113	114	115															JP/MP	AK/TS	
																				5	6

Game 12: John Peers Serving

116	117	118	119	120	121														JP/MP	AK/TS	
																				6	6

TB - John Peers

																				JP/MP	AK/TS
																				6	7

TB - Max Purcell

																				JP/MP	AK/TS

TB - Austin Krajicek

																				JP/MP	AK/TS

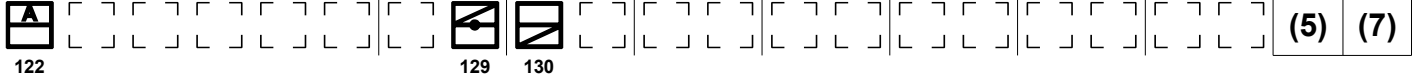


Scorecard

スコアカード / Feuille d'arbitrage

TB - Tennys Sandgren

JP/MP AK/TS



Match Tie-break

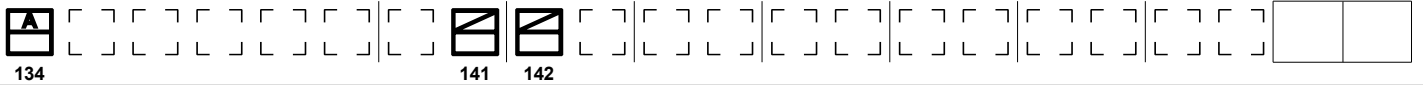
TB - John Peers

JP/MP AK/TS



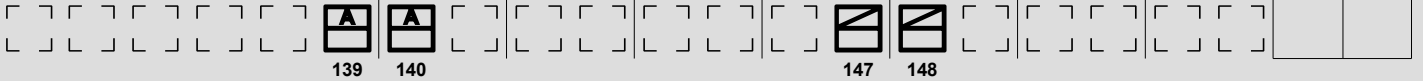
TB - Max Purcell

JP/MP AK/TS



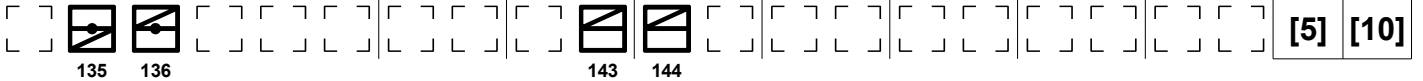
TB - Austin Krajicek

JP/MP AK/TS



TB - Tennys Sandgren

JP/MP AK/TS



Incidents Summary:

Code of Conduct Violation: 0
Time Violation: 0

Legend:							
TB	Tie-break	W	Winner		Ace - 2nd serve		Double fault
	Point to receiver - 2nd serve		Point to server - 2nd serve		Ace - 1st serve		Point to receiver - 1st serve
	Point to server - 1st serve		Service Break				



Match Statistics
試合統計 / Statistiques du match

	BUBLIK Alexander GOLUBEV Andrey	KAZ	7	6 (3)	[8]
W	CHARDY Jeremy MONFILS Gael	FRA	6 (4)	7	[10]
Match duration: 2h03min			54min	56min	13min

Court 8

Chair Umpire: CAMPISTOL Jaume (ESP)

BUBLIK A/GOLUBEV A				CHARDY J/MONFILS G				
1 st Set	2 nd Set	Match Tie-break	Total		1 st Set	2 nd Set	Match Tie-break	Total
2	3	0	5	Total aces	3	3	1	7
1	2	1	4	Double faults	2	0	1	3
1	1	0	2	Service winners	0	3	0	3
34/49	25/41	6/9	65/99	1st serve	26/44	28/44	5/9	59/97
(69%)	(61%)	(67%)	(66%)	Aces on 1st serve	(59%)	(64%)	(56%)	(61%)
1	3	0	4	Points won on 1st serve	3	2	1	6
26/34	19/25	4/6	49/65	2nd Serve	24/26	19/28	3/5	46/59
(76%)	(76%)	(67%)	(75%)	Aces on 2nd Serve	(92%)	(68%)	(60%)	(78%)
14/15	14/16	2/3	30/34	Points won on 2nd serve	16/18	16/16	3/4	35/38
(93%)	(88%)	(67%)	(88%)	Total points won	(89%)	(100%)	(75%)	(92%)
1	0	0	1	Receiving points won	0	1	0	1
8/15	10/16	1/3	19/34	Break point conversions	9/18	13/16	3/4	25/38
(53%)	(63%)	(33%)	(56%)	Forehand winners	(50%)	(81%)	(75%)	(66%)
45	41	8	94	Backhand winners	48	44	10	102
11/44	12/44	3/9	26/97	Forced errors	15/49	12/41	4/9	31/99
(25%)	(27%)	(33%)	(27%)	Unforced errors	(31%)	(29%)	(44%)	(31%)
0/3	0/4	0/0	0/7		0/3	0/0	0/0	0/3
(0%)	(0%)	(0%)	(0%)		(0%)	(0%)	(0%)	(0%)
11	11	3	25		8	10	1	19
4	8	0	12		3	2	1	6
18	9	4	31		15	4	1	20
16	17	3	36		12	14	4	30

	1 st Set							2 nd Set							Match Tie-break																		
Bublik/Golubev	0*	1*	2*	3*	4*	5*	6*	7	*1	1*	2*	3*	4*	5*	6*	6	6(3)	1*	2*	3*	3*	4*	4*	4*	5*	5	5						
Chardy/Monfils	*1	1*	2*	3*	4*	5*	6*	6(4)	0*	1*	2*	2*	3*	3*	4*	4*	5*	5*	6*	7	*0	0	1*	1*	2*	3*	3*	4*	5*	6*	6*	7*	*8

	Match Tie-break				
Bublik/Golubev	*6*	7	7	*8	
Chardy/Monfils	8	8	*9*	9	10



Ariake Tennis Park

有明テニスの森
Parc de Tennis d'Ariake

SAT 24 JUL 2021

Tennis

テニス / Tennis

Men's Doubles

男子ダブルス / Double hommes

First Round

1回戦 / 1er tour



Match Statistics

試合統計 / Statistiques du match

Note:
Total winners is the sum of total aces, service winners, forehand winners and backhand winners.

Legend:
W Winner * Server




Scorecard

スコアカード / Feuille d'arbitrage

	BUBLIK Alexander GOLUBEV Andrey	KAZ	7	6 (3)	[8]
W	CHARDY Jeremy MONFILS Gael	FRA	6 (4)	7	[10]
Match duration: 2h04min			54min	56min	14min

Court	Court 8	Scoring Rule	Match tie-break
Chair Umpire	CAMPISTOL Jaume (ESP)	Match Code	MD107
Started	17:56	Finished	20:00

1st Set

Game	Serving	AB/AG	JC/GM
Game 1	Jeremy Chardy	0	1
Game 2	Andrey Golubev	1	1
Game 3	Gael Monfils	1	2
Game 4	Alexander Bublik	2	2
Game 5	Jeremy Chardy	2	3
Game 6	Andrey Golubev	3	3
Game 7	Gael Monfils	3	4
Game 8	Alexander Bublik	4	4
Game 9	Jeremy Chardy	4	5
Game 10	Andrey Golubev	5	5



Ariake Tennis Park

有明テニスの森
Parc de Tennis d'Ariake

SAT 24 JUL 2021

Tennis

テニス / Tennis

Men's Doubles

男子ダブルス / Double hommes

First Round

1回戦 / 1er tour



Scorecard

スコアカード / Feuille d'arbitrage

Legend:							
TB	Tie-break	W	Winner		Ace - 2nd serve		Double fault
	Point to receiver - 2nd serve		Point to server - 2nd serve		Ace - 1st serve		Point to receiver - 1st serve
	Point to server - 1st serve						





Match Statistics

試合統計 / Statistiques du match

W	STRUFF Jan-Lennard ZVEREV Alexander	GER	6	7
	HURKACZ Hubert KUBOT Lukasz (5)	POL	2	6 (5)
Match duration: 1h31min			33min	58min

Court 6

Chair Umpire: DUMUSOIS Damien (FRA)

STRUFF JL/ZVEREV A				HURKACZ H/KUBOT L (5)				
1 st Set	2 nd Set	Match Tie-break	Total		1 st Set	2 nd Set	Match Tie-break	Total
2	7		9	Total aces	2	5		7
0	0		0	Double faults	0	1		1
0	2		2	Service winners	4	0		4
15/23	25/35		40/58	1st serve	29/32	40/51		69/83
(65%)	(71%)		(69%)		(91%)	(78%)		(83%)
2	7		9	Aces on 1st serve	2	5		7
9/15	21/25		30/40	Points won on 1st serve	16/29	29/40		45/69
(60%)	(84%)		(75%)		(55%)	(73%)		(65%)
8/8	10/10		18/18	2nd Serve	3/3	10/11		13/14
(100%)	(100%)		(100%)		(100%)	(91%)		(93%)
0	0		0	Aces on 2nd Serve	0	0		0
7/8	9/10		16/18	Points won on 2nd serve	1/3	6/11		7/14
(88%)	(90%)		(89%)		(33%)	(55%)		(50%)
31	46		77	Total points won	24	40		64
15/32	16/51		31/83	Receiving points won	7/23	5/35		12/58
(47%)	(31%)		(37%)		(30%)	(14%)		(21%)
2/5	0/4		2/9	Break point conversions	0/0	0/0		0/0
(40%)	(0%)		(22%)		(0%)	(0%)		(0%)
6	11		17	Forehand winners	3	9		12
2	4		6	Backhand winners	0	3		3
3	7		10	Forced errors	3	10		13
12	12		24	Unforced errors	17	12		29

	1 st Set						2 nd Set							
Struff/Zverev	*1	1*2	3*4	4*5	6		*1	1*2	2*3	3*4	4*5	5*6	6	7
Hurkacz/Kubot (5)	0	*1	1*1	1*2	2*2		0	*1	1*2	2*3	3*4	4*5	5*6	6(5)

Note:
Total winners is the sum of total aces, service winners, forehand winners and backhand winners.

Legend:
W Winner * Server



Scorecard

スコアカード / Feuille d'arbitrage

W	STRUFF Jan-Lennard ZVEREV Alexander	GER	6	7
	HURKACZ Hubert KUBOT Lukasz (5)	POL	2	6 (5)
Match duration: 1h31min			33min	58min

Court	Court 6	Scoring Rule	Match tie-break
Chair Umpire	DUMUSOIS Damien (FRA)	Match Code	MD108
Started	17:15	Finished	18:46

1st Set

Game	Serving	JS/AZ	HH/LK
Game 1	Jan-Lennard Struff	1	0
Game 2	Hubert Hurkacz	1	1
Game 3	Alexander Zverev	2	1
Game 4	Lukasz Kubot	3	1
Game 5	Jan-Lennard Struff	4	1
Game 6	Hubert Hurkacz	4	2
Game 7	Alexander Zverev	5	2
Game 8	Lukasz Kubot	6	2

2nd Set

Game	Serving	JS/AZ	HH/LK
Game 1	Jan-Lennard Struff	1	0
Game 2	Hubert Hurkacz	1	1



Scorecard

スコアカード / Feuille d'arbitrage

Game	Serving	JS/AZ	HH/LK
Game 3: Alexander Zverev	Serving	2	1
Game 4: Lukasz Kubot	Serving	2	2
Game 5: Jan-Lennard Struff	Serving	3	2
Game 6: Hubert Hurkacz	Serving	3	3
Game 7: Alexander Zverev	Serving	4	3
Game 8: Lukasz Kubot	Serving	4	4
Game 9: Jan-Lennard Struff	Serving	5	4
Game 10: Hubert Hurkacz	Serving	5	5
Game 11: Alexander Zverev	Serving	6	5
Game 12: Lukasz Kubot	Serving	6	6
TB - Jan-Lennard Struff		7	6
TB - Alexander Zverev			
TB - Hubert Hurkacz			
TB - Lukasz Kubot		(7)	(5)



Ariake Tennis Park

有明テニスの森
Parc de Tennis d'Ariake

SAT 24 JUL 2021

Tennis

テニス / Tennis

Men's Doubles

男子ダブルス / Double hommes

First Round

1回戦 / 1er tour



Scorecard

スコアカード / Feuille d'arbitrage

Incidents Summary:

Code of Conduct Violation: 0

Time Violation: 1

Time Violation on HURKACZ, Hubert (POL) /KUBOT, Lukasz (POL) in Set 2, Game 13, Point 6 at 18:44 on 24 July 2021

Legend:					
TB	Tie-break	W	Winner		Double fault
	Point to server - 2nd serve		Ace - 1st serve		Point to receiver - 1st serve
	Service Break				Point to receiver - 2nd serve
					Point to server - 1st serve





Match Statistics

試合統計 / Statistiques du match

W	KOOLHOF Wesley ROJER Jean-Julien (8)	NED	6	7
	GILLE Sander VLIEGEN Joran	BEL	3	6 (5)
Match duration: 1h53min			50min	63min

Court 11

Chair Umpire: RADWAN CHO Katarzyna (POL)

KOOLHOF W/ROJER JJ (8)				GILLE S/VLIEGEN J				
1 st Set	2 nd Set	Match Tie-break	Total		1 st Set	2 nd Set	Match Tie-break	Total
2	1		3	Total aces	1	6		7
0	0		0	Double faults	3	1		4
0	2		2	Service winners	1	0		1
8/21	21/36		29/57	1st serve	26/43	26/43		52/86
(38%)	(58%)		(51%)		(60%)	(60%)		(60%)
1	0		1	Aces on 1st serve	1	5		6
7/8	19/21		26/29	Points won on 1st serve	16/26	19/26		35/52
(88%)	(90%)		(90%)		(62%)	(73%)		(67%)
13/13	15/15		28/28	2nd Serve	14/17	16/17		30/34
(100%)	(100%)		(100%)		(82%)	(94%)		(88%)
1	1		2	Aces on 2nd Serve	0	1		1
9/13	8/15		17/28	Points won on 2nd serve	7/17	9/17		16/34
(69%)	(53%)		(61%)		(41%)	(53%)		(47%)
36	42		78	Total points won	28	37		65
20/43	15/43		35/86	Receiving points won	5/21	9/36		14/57
(47%)	(35%)		(41%)		(24%)	(25%)		(25%)
2/8	0/2		2/10	Break point conversions	0/0	0/0		0/0
(25%)	(0%)		(20%)		(0%)	(0%)		(0%)
6	7		13	Forehand winners	6	11		17
3	6		9	Backhand winners	1	3		4
8	10		18	Forced errors	6	9		15
8	6		14	Unforced errors	10	15		25

	1 st Set						2 nd Set														
Koolhof/Rojer (8)	0*	1	1*	3*	4	4*	5	6	*1	1*	2	2*	3	3*	4	4*	5	5*	6	6	7
Gille/Vliegen	*1	1*	2	2*	2*	3	3*	3	0*	1	1*	2	2*	3	3*	4	4*	5	5*	6	6(5)

Note:
Total winners is the sum of total aces, service winners, forehand winners and backhand winners.

Legend:
W Winner * Server


Scorecard

スコアカード / Feuille d'arbitrage

W	KOOLHOF Wesley ROJER Jean-Julien (8)	NED	6	7
	GILLE Sander VLIEGEN Joran	BEL	3	6 (5)
Match duration: 1h53min			50min	63min

Court	Court 11	Scoring Rule	Match tie-break
Chair Umpire	RADWAN CHO Katarzyna (POL)	Match Code	MD109
Started	11:17	Finished	13:11

1st Set

Game 1: Sander Gille Serving														WK/JR	SG/JV		
															0	1	
1	2	3	4	5	6	7	8	9	10	11	12						
Game 2: Wesley Koolhof Serving														WK/JR	SG/JV		
															1	1	
13	14	15	16	17	18												
Game 3: Sander Gille Serving														WK/JR	SG/JV		
															1	2	
19	20	21	22	23													
Game 4: Jean-Julien Rojer Serving														WK/JR	SG/JV		
															2	2	
24	25	26	27	28	29												
Game 5: Joran Vliegen Serving														WK/JR	SG/JV		
																3	2
30	31	32	33	34	35	36	37	38	39	40	41	42	43	44	45	46	47
Game 6: Wesley Koolhof Serving														WK/JR	SG/JV		
															4	2	
48	49	50	51	52													
Game 7: Sander Gille Serving														WK/JR	SG/JV		
															4	3	
53	54	55	56	57	58												
Game 8: Jean-Julien Rojer Serving														WK/JR	SG/JV		
															5	3	
59	60	61	62														
Game 9: Joran Vliegen Serving														WK/JR	SG/JV		
															6	3	
63	64	65	66	67	68												

2nd Set

Game 1: Wesley Koolhof Serving														WK/JR	SG/JV	
															1	0
69	70	71	72													



Scorecard

スコアカード / Feuille d'arbitrage

Game 2: **Joran Vliegen** Serving WK/JR SG/JV

73	74	75	76	77	78														1	1
----	----	----	----	----	----	--	--	--	--	--	--	--	--	--	--	--	--	--	----------	----------

Game 3: **Jean-Julien Rojer** Serving WK/JR SG/JV

79	80	81	82	83	84														2	1
----	----	----	----	----	----	--	--	--	--	--	--	--	--	--	--	--	--	--	----------	----------

Game 4: **Sander Gille** Serving WK/JR SG/JV

85	86	87	88	89															2	2
----	----	----	----	----	--	--	--	--	--	--	--	--	--	--	--	--	--	--	----------	----------

Game 5: **Wesley Koolhof** Serving WK/JR SG/JV

90	91	92	93	94	95														3	2
----	----	----	----	----	----	--	--	--	--	--	--	--	--	--	--	--	--	--	----------	----------

Game 6: **Joran Vliegen** Serving WK/JR SG/JV

96	97	98	99	100	101	102	103	104	105										3	3
----	----	----	----	-----	-----	-----	-----	-----	-----	--	--	--	--	--	--	--	--	--	----------	----------

Game 7: **Jean-Julien Rojer** Serving WK/JR SG/JV

106	107	108	109	110															4	3
-----	-----	-----	-----	-----	--	--	--	--	--	--	--	--	--	--	--	--	--	--	----------	----------

Game 8: **Sander Gille** Serving WK/JR SG/JV

111	112	113	114	115	116														4	4
-----	-----	-----	-----	-----	-----	--	--	--	--	--	--	--	--	--	--	--	--	--	----------	----------

Game 9: **Wesley Koolhof** Serving WK/JR SG/JV

117	118	119	120																5	4
-----	-----	-----	-----	--	--	--	--	--	--	--	--	--	--	--	--	--	--	--	----------	----------

Game 10: **Joran Vliegen** Serving WK/JR SG/JV

121	122	123	124	125															5	5
-----	-----	-----	-----	-----	--	--	--	--	--	--	--	--	--	--	--	--	--	--	----------	----------

Game 11: **Jean-Julien Rojer** Serving WK/JR SG/JV

126	127	128	129	130															6	5
-----	-----	-----	-----	-----	--	--	--	--	--	--	--	--	--	--	--	--	--	--	----------	----------

Game 12: **Sander Gille** Serving WK/JR SG/JV

131	132	133	134	135															6	6
-----	-----	-----	-----	-----	--	--	--	--	--	--	--	--	--	--	--	--	--	--	----------	----------

TB - **Wesley Koolhof** WK/JR SG/JV

136						143	144												7	6
-----	--	--	--	--	--	-----	-----	--	--	--	--	--	--	--	--	--	--	--	----------	----------

TB - **Jean-Julien Rojer** WK/JR SG/JV

		139	140					147												
--	--	-----	-----	--	--	--	--	-----	--	--	--	--	--	--	--	--	--	--	--	--

TB - **Sander Gille** WK/JR SG/JV

				141	142															
--	--	--	--	-----	-----	--	--	--	--	--	--	--	--	--	--	--	--	--	--	--





Match Statistics

試合統計 / Statistiques du match

	GERASIMOV Egor IVASHKA Ilya	BLR	3	6 (6)
W	DANIELL Marcus VENUS Michael	NZL	6	7
Match duration: 1h17min			24min	53min

Court 7

Chair Umpire: BALMFORTH Robert (GBR)

GERASIMOV E/IVASHKA I				DANIELL M/VENUS M				
1 st Set	2 nd Set	Match Tie-break	Total		1 st Set	2 nd Set	Match Tie-break	Total
1	5		6	Total aces	1	3		4
0	2		2	Double faults	0	0		0
2	0		2	Service winners	6	0		6
16/20	33/49		49/69	1st serve	16/21	21/34		37/55
(80%)	(67%)		(71%)		(76%)	(62%)		(67%)
1	5		6	Aces on 1st serve	1	2		3
11/16	26/33		37/49	Points won on 1st serve	14/16	18/21		32/37
(69%)	(79%)		(76%)		(88%)	(86%)		(86%)
4/4	14/16		18/20	2nd Serve	5/5	13/13		18/18
(100%)	(88%)		(90%)		(100%)	(100%)		(100%)
0	0		0	Aces on 2nd Serve	0	1		1
3/4	6/16		9/20	Points won on 2nd serve	5/5	11/13		16/18
(75%)	(38%)		(45%)		(100%)	(85%)		(89%)
17	37		54	Total points won	26	46		72
2/21	5/34		7/55	Receiving points won	6/20	17/49		23/69
(10%)	(15%)		(13%)		(30%)	(35%)		(33%)
0/0	0/0		0/0	Break point conversions	1/2	0/6		1/8
(0%)	(0%)		(0%)		(50%)	(0%)		(13%)
1	0		1	Forehand winners	1	0		1
2	0		2	Backhand winners	2	0		2
3	0		3	Forced errors	3	0		3
2	2		4	Unforced errors	2	0		2

	1 st Set						2 nd Set							
Gerasimov/Ivashka	0*	0	1*	1*	2*	3	3*	4*	4*	5*	6	6(6)		
Daniell/Venus	*1	2*	3*	4*	5*	6	0*	1*	2*	3*	4*	5*	6	7

Note:
Total winners is the sum of total aces, service winners, forehand winners and backhand winners.

Legend:
W Winner * Server


Scorecard

スコアカード / Feuille d'arbitrage

	GERASIMOV Egor IVASHKA Ilya	BLR	3	6 (6)
W	DANIELL Marcus VENUS Michael	NZL	6	7
Match duration: 1h17min			24min	53min

Court	Court 7	Scoring Rule	Match tie-break
Chair Umpire	BALMFORTH Robert (GBR)	Match Code	MD110
Started	18:30	Finished	19:47

1st Set

Game	Serving	EG/II	MD/MV
Game 1	Michael Venus	0	1
Game 2	Egor Gerasimov	0	2
Game 3	Marcus Daniell	0	3
Game 4	Ilya Ivashka	1	3
Game 5	Michael Venus	1	4
Game 6	Egor Gerasimov	2	4
Game 7	Marcus Daniell	2	5
Game 8	Ilya Ivashka	3	5
Game 9	Michael Venus	3	6






2nd Set











Game	Serving	EG/II	MD/MV
Game 1	Egor Gerasimov	1	0













Scorecard






スコアカード / Feuille d'arbitrage









Game 2: Michael Venus Serving														EG/II	MD/MV	
					[]	[]	[]	[]	[]	[]	[]	[]	[]	[]	1	1
50	51	52	53	54												






Game 3: Ilya Ivashka Serving														EG/II	MD/MV	
										[]	[]	[]	[]	[]	2	1
55	56	57	58	59	60	61	62	63	64							










Game 4: Marcus Daniell Serving														EG/II	MD/MV	
				[]	[]	[]	[]	[]	[]	[]	[]	[]	[]	[]	2	2
65	66	67	68													






Game 5: Egor Gerasimov Serving														EG/II	MD/MV	
						[]	[]	[]	[]	[]	[]	[]	[]	[]	3	2
69	70	71	72	73	74											









Game 6: Michael Venus Serving														EG/II	MD/MV	
					[]	[]	[]	[]	[]	[]	[]	[]	[]	[]	3	3
75	76	77	78	79												






Game 7: Ilya Ivashka Serving														EG/II	MD/MV	
								[]	[]	[]	[]	[]	[]	[]	4	3
80	81	82	83	84	85	86	87									




Game 8: Marcus Daniell Serving														EG/II	MD/MV	
					[]	[]	[]	[]	[]	[]	[]	[]	[]	[]	4	4
88	89	90	91	92												





Game 9: Egor Gerasimov Serving														EG/II	MD/MV	
									[]	[]	[]	[]	[]	[]	5	4
93	94	95	96	97	98	99	100									




Game 10: Michael Venus Serving														EG/II	MD/MV	
					[]	[]	[]	[]	[]	[]	[]	[]	[]	[]	5	5
101	102	103	104													

Game 11: Ilya Ivashka Serving														EG/II	MD/MV	
								[]	[]	[]	[]	[]	[]	[]	6	5
105	106	107	108	109	110											

Game 12: Marcus Daniell Serving														EG/II	MD/MV	
					[]	[]	[]	[]	[]	[]	[]	[]	[]	[]	6	6
111	112	113	114													

TB - Egor Gerasimov														EG/II	MD/MV	
	[]	[]	[]	[]	[]			[]	[]	[]	[]	[]	[]	[]	6	7
115						122	123									

TB - Ilya Ivashka														EG/II	MD/MV	
[]	[]	[]			[]	[]	[]	[]			[]	[]	[]	[]		
			118	119					126	127						

TB - Marcus Daniell														EG/II	MD/MV	
[]	[]	[]	[]			[]	[]	[]	[]		[]	[]	[]	[]		
				120	121					128						



Match Statistics

試合統計 / Statistiques du match

	MILLMAN John SAVILLE Luke	AUS	5	2
W	MARACH Oliver OSWALD Philipp	AUT	7	6
Match duration: 1h19min			46min	33min

Court 10

Chair Umpire: MEVEL Timothee (FRA)

MILLMAN J/SAVILLE L				MARACH O/OSWALD P				
1 st Set	2 nd Set	Match Tie-break	Total		1 st Set	2 nd Set	Match Tie-break	Total
0	1		1	Total aces	5	3		8
0	2		2	Double faults	0	1		1
1	0		1	Service winners	2	0		2
31/40	13/22		44/62	1st serve	22/29	21/26		43/55
(78%)	(59%)		(71%)	Aces on 1st serve	(76%)	(81%)		(78%)
0	1		1	Points won on 1st serve	4	3		7
21/31	7/13		28/44	2nd Serve	19/22	12/21		31/43
(68%)	(54%)		(64%)	Aces on 2nd Serve	(86%)	(57%)		(72%)
9/9	7/9		16/18	Points won on 2nd serve	7/7	4/5		11/12
(100%)	(78%)		(89%)	Total points won	(100%)	(80%)		(92%)
0	0		0	Receiving points won	1	0		1
4/9	2/9		6/18	Break point conversions	5/7	4/5		9/12
(44%)	(22%)		(33%)		(71%)	(80%)		(75%)
30	19		49		39	29		68
5/29	10/26		15/55		15/40	13/22		28/62
(17%)	(38%)		(27%)		(38%)	(59%)		(45%)
0/0	1/2		1/2		1/3	3/5		4/8
(0%)	(50%)		(50%)		(33%)	(60%)		(50%)
6	2		8	Forehand winners	9	7		16
4	1		5	Backhand winners	5	3		8
11	8		19	Forced errors	12	4		16
7	8		15	Unforced errors	7	11		18

	1 st Set							2 nd Set												
Millman/Saville	0*	1	1*	2	2*	3	3*	4	4*	5	5*	5	1*	2	2*	2	2*	2	2*	
Marach/Oswald	*1	1*	2	2*	3	3*	4	4*	5	5*	6	7	*0	0*	1	2*	3	4*	5	6

Note:
Total winners is the sum of total aces, service winners, forehand winners and backhand winners.

Legend:
W Winner * Server



Scorecard

スコアカード / Feuille d'arbitrage

	MILLMAN John SAVILLE Luke	AUS	5	2
W	MARACH Oliver OSWALD Philipp	AUT	7	6
Match duration: 1h20min			46min	34min

Court	Court 10	Scoring Rule	Match tie-break
Chair Umpire	MEVEL Timothee (FRA)	Match Code	MD111
Started	18:12	Finished	19:32

1st Set

Game	Serving	JM/LS	OM/PO
Game 1	Philipp Oswald	0	1
Game 2	John Millman	1	1
Game 3	Oliver Marach	1	2
Game 4	Luke Saville	2	2
Game 5	Philipp Oswald	2	3
Game 6	John Millman	3	3
Game 7	Oliver Marach	3	4
Game 8	Luke Saville	4	4
Game 9	Philipp Oswald	4	5
Game 10	John Millman	5	5



Scorecard

スコアカード / Feuille d'arbitrage

Game 11: Oliver Marach Serving														JM/LS	OM/PO
														5	6
56	57	58	59	60	61										
Game 12: Luke Saville Serving														JM/LS	OM/PO
														5	7
62	63	64	65	66	67	68	69								
2nd Set															
Game 1: Philipp Oswald Serving														JM/LS	OM/PO
														1	0
70	71	72	73	74	75	76	77	78	79						
Game 2: John Millman Serving														JM/LS	OM/PO
														2	0
80	81	82	83	84											
Game 3: Oliver Marach Serving														JM/LS	OM/PO
														2	1
85	86	87	88	89	90										
Game 4: Luke Saville Serving														JM/LS	OM/PO
														2	2
91	92	93	94	95	96										
Game 5: Philipp Oswald Serving														JM/LS	OM/PO
														2	3
97	98	99	100												
Game 6: John Millman Serving														JM/LS	OM/PO
														2	4
101	102	103	104	105											
Game 7: Oliver Marach Serving														JM/LS	OM/PO
														2	5
106	107	108	109	110	111										
Game 8: Luke Saville Serving														JM/LS	OM/PO
														2	6
112	113	114	115	116	117										

Incidents Summary:

Code of Conduct Violation: 0
Time Violation: 0



Ariake Tennis Park

有明テニスの森
Parc de Tennis d'Ariake

SUN 25 JUL 2021

Tennis

テニス / Tennis

Men's Doubles

男子ダブルス / Double hommes

First Round

1回戦 / 1er tour



Scorecard

スコアカード / Feuille d'arbitrage

Legend:							
W	Winner		Ace - 2nd serve		Double fault		Point to receiver - 2nd serve
	Point to server - 2nd serve		Ace - 1st serve		Point to receiver - 1st serve		Point to server - 1st serve
	Service Break						





Match Statistics

試合統計 / Statistiques du match

	CARRENO BUSTA Pablo DAVIDOVICH FOKINA Alejandro	ESP	2	4
W	CABAL Juan-Sebastian FARAH Robert (3)	COL	6	6
Match duration: 1h19min			32min	47min

Court 10

Chair Umpire: AZEMAR ENGZELL Louise (SWE)

CARRENO BUSTA P/DAVIDOVICH FOKINA				CABAL JS/FARAH R (3)				
1 st Set	2 nd Set	Match Tie-break	Total		1 st Set	2 nd Set	Match Tie-break	Total
0	3		3	Total aces	3	3		6
1	4		5	Double faults	0	3		3
2	1		3	Service winners	0	3		3
15/22	23/36		38/58	1st serve	15/21	15/27		30/48
(68%)	(64%)		(66%)	Aces on 1st serve	(71%)	(56%)		(63%)
0	3		3	Points won on 1st serve	3	3		6
9/15	15/23		24/38	2nd Serve	11/15	12/15		23/30
(60%)	(65%)		(63%)	Aces on 2nd Serve	(73%)	(80%)		(77%)
6/7	9/13		15/20	Points won on 2nd serve	6/6	9/12		15/18
(86%)	(69%)		(75%)	Total points won	(100%)	(75%)		(83%)
0	0		0	Receiving points won	0	0		0
3/7	5/13		8/20	Break point conversions	5/6	6/12		11/18
(43%)	(38%)		(40%)	Forehand winners	(83%)	(50%)		(61%)
17	29		46	Backhand winners	26	34		60
5/21	9/27		14/48	Forced errors	10/22	16/36		26/58
(24%)	(33%)		(29%)	Unforced errors	(45%)	(44%)		(45%)
0/0	1/1		1/1		2/4	2/3		4/7
(0%)	(100%)		(100%)		(50%)	(67%)		(57%)
2	4		6		9	5		14
1	1		2		1	3		4
10	12		22		6	14		20
3	8		11		6	6		12

	1 st Set					2 nd Set					
Carreno Busta/Davidovich Fokina	*1	1*2	2*2	2*2	2	*1	1*2	2*2	2*3	4*4	4
Cabal/Farah (3)	0	*1	1*2	3*4	5*6	0	*1	1*2	3*4	4*4	5*6

Note:
Total winners is the sum of total aces, service winners, forehand winners and backhand winners.

Legend:
W Winner * Server



Scorecard

スコアカード / Feuille d'arbitrage

	CARRENO BUSTA Pablo DAVIDOVICH FOKINA Alejandro	ESP	2	4
W	CABAL Juan-Sebastian FARAH Robert (3)	COL	6	6
Match duration: 1h19min			32min	47min

Court	Court 10	Scoring Rule	Match tie-break
Chair Umpire	AZEMAR ENGZELL Louise (SWE)	Match Code	MD112
Started	14:32	Finished	15:52

1st Set

Game	Serving	PC/AD	JC/RF
Game 1	Alejandro Davidovich Fokina	1	0
Game 2	Robert Farah	1	1
Game 3	Pablo Carreno Busta	2	1
Game 4	Juan-Sebastian Cabal	2	2
Game 5	Alejandro Davidovich Fokina	2	3
Game 6	Robert Farah	2	4
Game 7	Pablo Carreno Busta	2	5
Game 8	Juan-Sebastian Cabal	2	6

2nd Set

Game	Serving	PC/AD	JC/RF
Game 1	Alejandro Davidovich Fokina	1	0
Game 2	Robert Farah	1	1



Scorecard

スコアカード / Feuille d'arbitrage

Game	Serving	PC/AD	JC/RF
Game 3: Pablo Carreno Busta	Serving	2	1
Game 4: Juan-Sebastian Cabal	Serving	2	2
Game 5: Alejandro Davidovich Fokina	Serving	2	3
Game 6: Robert Farah	Serving	2	4
Game 7: Pablo Carreno Busta	Serving	3	4
Game 8: Juan-Sebastian Cabal	Serving	4	4
Game 9: Alejandro Davidovich Fokina	Serving	4	5
Game 10: Robert Farah	Serving	4	6

Incidents Summary:

Code of Conduct Violation: 0
Time Violation: 0

Legend:			
Winner	Double fault	Point to receiver - 1st serve	Point to server - 1st serve
Ace - 1st serve	Point to receiver - 2nd serve	Point to server - 2nd serve	Service Break



Match Statistics

試合統計 / Statistiques du match

	KHACHANOV Karen RUBLEV Andrey (6)	ROC	7	6 (5)	[10]
W	RAM Rajeev TIAFOE Frances	USA	6 (3)	7	[12]
Match duration: 2h05min			59min	50min	16min

Court 10

Chair Umpire: JOSEPH Emmanuel (FRA)

KHACHANOV K/RUBLEV A (6)				RAM R/TIAFOE F				
1 st Set	2 nd Set	Match Tie-break	Total		1 st Set	2 nd Set	Match Tie-break	Total
3	6	2	11	Total aces	3	5	2	10
2	2	0	4	Double faults	3	1	1	5
5	2	0	7	Service winners	2	1	0	3
34/54	22/40	10/12	66/106	1st serve	28/41	23/37	8/10	59/88
(63%)	(55%)	(83%)	(62%)	Aces on 1st serve	(68%)	(62%)	(80%)	(67%)
2	6	2	10	Points won on 1st serve	3	5	2	10
25/34	18/22	7/10	50/66	2nd Serve	19/28	18/23	7/8	44/59
(74%)	(82%)	(70%)	(76%)	Aces on 2nd Serve	(68%)	(78%)	(88%)	(75%)
18/20	16/18	2/2	36/40	Points won on 2nd serve	10/13	13/14	1/2	24/29
(90%)	(89%)	(100%)	(90%)	Total points won	(77%)	(93%)	(50%)	(83%)
1	0	0	1	Receiving points won	0	0	0	0
7/20	11/18	1/2	19/40	Break point conversions	5/13	11/14	1/2	17/29
(35%)	(61%)	(50%)	(48%)	Forehand winners	(38%)	(79%)	(50%)	(59%)
49	37	10	96	Backhand winners	46	40	12	98
17/41	8/37	2/10	27/88	Forced errors	22/54	11/40	4/12	37/106
(41%)	(22%)	(20%)	(31%)	Unforced errors	(41%)	(28%)	(33%)	(35%)
2/4	0/2	0/0	2/6		2/5	0/1	0/0	2/6
(50%)	(0%)	(0%)	(33%)		(40%)	(0%)	(0%)	(33%)
9	5	0	14		9	6	0	15
2	1	0	3		1	2	2	5
9	9	5	23		15	6	3	24
22	17	3	42		15	14	4	33

	1 st Set							2 nd Set							Match Tie-break																										
Khachanov/Rublev (6)	*0	1*	1	2*	3	3*	4	4*	5	5*	6	6	7	0*	1	1*	2	2*	3	3*	4	4*	5	5*	6	6(5)	*1	1	1*	2	2*	3	3*	4	4*	5	6	6*	6	6*	6
Ram/Tiafoe	1	*1	2	*2	2*	3	3*	4	4*	5	5*	6	6(3)	*1	1	*2	2*	3	3*	4	4*	5	5*	6	6	7	0*	1	*2	2	*3	3*	4	4	4*	5	6	7			

	Match Tie-break								
Khachanov/Rublev (6)	6*	7	*8	*9	9	9*	10	*10	10
Ram/Tiafoe	*8	8	8	*8	*9	*10	10	11	*12



Ariake Tennis Park

有明テニスの森
Parc de Tennis d'Ariake

SAT 24 JUL 2021

Tennis

テニス / Tennis

Men's Doubles

男子ダブルス / Double hommes

First Round

1回戦 / 1er tour



Match Statistics

試合統計 / Statistiques du match

Note:
Total winners is the sum of total aces, service winners, forehand winners and backhand winners.

Legend:
W Winner * Server





Scorecard

スコアカード / Feuille d'arbitrage

	KHACHANOV Karen RUBLEV Andrey (6)	ROC	7	6 (5)	[10]
W	RAM Rajeev TIAFOE Frances	USA	6 (3)	7	[12]
Match duration: 2h05min			59min	50min	16min

Court	Court 10	Scoring Rule	Match tie-break
Chair Umpire	JOSEPH Emmanuel (FRA)	Match Code	MD113
Started	15:37	Finished	17:42

1st Set

Game	Serving	Score	KK/AR	RR/FT
Game 1	Andrey Rublev	0-1	0	1
Game 2	Frances Tiafoe	1-1	1	1
Game 3	Karen Khachanov	1-2	1	2
Game 4	Rajeev Ram	2-2	2	2
Game 5	Andrey Rublev	3-2	3	2
Game 6	Frances Tiafoe	3-3	3	3
Game 7	Karen Khachanov	4-3	4	3
Game 8	Rajeev Ram	4-4	4	4
Game 9	Andrey Rublev	5-4	5	4
Game 10	Frances Tiafoe	5-5	5	5


Scorecard

スコアカード / Feuille d'arbitrage

Game 9: Rajeev Ram Serving														KK/AR	RR/FT
														4	5
132	133	134	135	136											
Game 10: Karen Khachanov Serving														KK/AR	RR/FT
														5	5
137	138	139	140	141	142	143	144								
Game 11: Frances Tiafoe Serving														KK/AR	RR/FT
														5	6
145	146	147	148	149	150	151	152								
Game 12: Andrey Rublev Serving														KK/AR	RR/FT
														6	6
153	154	155	156	157	158	159	160	161	162						
TB - Karen Khachanov														KK/AR	RR/FT
														6	7
164	165							172	173						
TB - Andrey Rublev														KK/AR	RR/FT
								168	169						
TB - Rajeev Ram														KK/AR	RR/FT
163								170	171						
TB - Frances Tiafoe														KK/AR	RR/FT
														(5)	(7)
														174	
Match Tie-break															
TB - Karen Khachanov														KK/AR	RR/FT
														178	179
														186	187
														194	
TB - Andrey Rublev														KK/AR	RR/FT
														175	
														182	183
														190	191
TB - Rajeev Ram														KK/AR	RR/FT
														180	181
														188	189
														196	



Ariake Tennis Park

有明テニスの森
Parc de Tennis d'Ariake

SAT 24 JUL 2021

Tennis
テニス / Tennis

Men's Doubles
男子ダブルス / Double hommes

First Round
1回戦 / 1er tour



Scorecard

スコアカード / Feuille d'arbitrage

TB - Frances Tiafoe

	176	177					184	185					192	193				
																	[10]	[12]

Incidents Summary:

Code of Conduct Violation: 0
Time Violation: 0

Legend:							
TB	Tie-break	W	Winner		Ace - 2nd serve		Double fault
	Point to receiver - 2nd serve		Point to server - 2nd serve		Ace - 1st serve		Point to receiver - 1st serve
	Point to server - 1st serve		Service Break				





Match Statistics

試合統計 / Statistiques du match

	DANIEL Taro NISHIOKA Yoshihito	JPN	2	4
W	CILIC Marin DODIG Ivan	CRO	6	6
Match duration: 1h09min			29min	40min

Court 5

Chair Umpire: KJENDLIE Julie (NOR)

DANIEL T/NISHIOKA Y				CILIC M/DODIG I			
1 st Set	2 nd Set	Match Tie-break	Total	1 st Set	2 nd Set	Match Tie-break	Total
0	0		0	Total aces	3	3	6
0	2		2	Double faults	0	0	0
1	0		1	Service winners	3	0	3
13/22	26/32		39/54	1st serve	16/23	18/28	34/51
(59%)	(81%)		(72%)	Aces on 1st serve	(70%)	(64%)	(67%)
0	0		0	Points won on 1st serve	2	3	5
8/13	17/26		25/39	2nd Serve	12/16	15/18	27/34
(62%)	(65%)		(64%)	Aces on 2nd Serve	(75%)	(83%)	(79%)
9/9	4/6		13/15	Points won on 2nd serve	7/7	10/10	17/17
(100%)	(67%)		(87%)	Total points won	(100%)	(100%)	(100%)
0	0		0	Receiving points won	1	0	1
2/9	2/6		4/15	Break point conversions	6/7	6/10	12/17
(22%)	(33%)		(27%)		(86%)	(60%)	(71%)
15	26		41		30	34	64
5/23	7/28		12/51	Forehand winners	12/22	13/32	25/54
(22%)	(25%)		(24%)	Backhand winners	(55%)	(41%)	(46%)
0/2	0/0		0/2	Forced errors	2/3	1/4	3/7
(0%)	(0%)		(0%)	Unforced errors	(67%)	(25%)	(43%)
0	5		5		8	10	18
2	1		3		5	1	6
8	11		19		5	13	18
3	9		12		7	6	13

	1 st Set					2 nd Set					
Daniel/Nishioka	*1	1*1	1*2	2*2	2	*1	1*2	2*2	2*3	3*4	4
Cilic/Dodig	0	*1	2*3	3*4	5*6	0	*1	1*2	3*4	4*5	5*6

Note:
Total winners is the sum of total aces, service winners, forehand winners and backhand winners.

Legend:
W Winner * Server



Scorecard

スコアカード / Feuille d'arbitrage

	DANIEL Taro NISHIOKA Yoshihito	JPN	2	4
W	CILIC Marin DODIG Ivan	CRO	6	6
Match duration: 1h09min			29min	40min

Court	Court 5	Scoring Rule	Match tie-break
Chair Umpire	KJENDLIE Julie (NOR)	Match Code	MD114
Started	17:07	Finished	18:17

1st Set

Game	Serving	TD/YN	MC/ID
Game 1	Taro Daniel	1	0
Game 2	Marin Cilic	1	1
Game 3	Yoshihito Nishioka	1	2
Game 4	Ivan Dodig	1	3
Game 5	Taro Daniel	2	3
Game 6	Marin Cilic	2	4
Game 7	Yoshihito Nishioka	2	5
Game 8	Ivan Dodig	2	6

2nd Set

Game	Serving	TD/YN	MC/ID
Game 1	Taro Daniel	1	0
Game 2	Marin Cilic	1	1



Scorecard

スコアカード / Feuille d'arbitrage

Game	Serving	TD	YN	MC	ID
Game 3	Yoshihito Nishioka	2		1	
Game 4	Ivan Dodig	2		2	
Game 5	Taro Daniel	2		3	☀
Game 6	Marin Cilic	2		4	
Game 7	Yoshihito Nishioka	3		4	
Game 8	Ivan Dodig	3		5	
Game 9	Taro Daniel	4		5	
Game 10	Marin Cilic	4		6	

Incidents Summary:

Code of Conduct Violation: 0
Time Violation: 0

Legend:					
W	Winner	☐	Double fault	☑	Point to receiver - 2nd serve
☐	Ace - 1st serve	☑	Point to receiver - 1st serve	☑	Point to server - 1st serve
				☀	Service Break



Match Statistics

試合統計 / Statistiques du match

W	KRAWIETZ Kevin PUETZ Tim	GER	6	6
	BAGNIS Facundo SCHWARTZMAN Diego	ARG	2	1
Match duration: 1h00min			31min	29min

Court 5

Chair Umpire: ROBEIN Alexandre (FRA)

KRAWIETZ K/PUETZ T				BAGNIS F/SCHWARTZMAN D				
1 st Set	2 nd Set	Match Tie-break	Total		1 st Set	2 nd Set	Match Tie-break	Total
0	1		1	Total aces	0	0		0
0	0		0	Double faults	3	2		5
0	0		0	Service winners	0	0		0
22/26	18/25		40/51	1st serve	9/21	13/18		22/39
(85%)	(72%)		(78%)		(43%)	(72%)		(56%)
0	1		1	Aces on 1st serve	0	0		0
13/22	14/18		27/40	Points won on 1st serve	5/9	9/13		14/22
(59%)	(78%)		(68%)		(56%)	(69%)		(64%)
4/4	7/7		11/11	2nd Serve	9/12	3/5		12/17
(100%)	(100%)		(100%)		(75%)	(60%)		(71%)
0	0		0	Aces on 2nd Serve	0	0		0
2/4	5/7		7/11	Points won on 2nd serve	2/12	0/5		2/17
(50%)	(71%)		(64%)		(17%)	(0%)		(12%)
29	28		57	Total points won	18	15		33
14/21	9/18		23/39	Receiving points won	11/26	6/25		17/51
(67%)	(50%)		(59%)		(42%)	(24%)		(33%)
3/3	2/4		5/7	Break point conversions	1/2	0/2		1/4
(100%)	(50%)		(71%)		(50%)	(0%)		(25%)
1	7		8	Forehand winners	3	2		5
1	1		2	Backhand winners	1	0		1
1	6		7	Forced errors	5	3		8
5	6		11	Unforced errors	10	15		25

	1 st Set						2 nd Set							
Krawietz/Puetz	*1	2*	3	4*	5*	5*	6	*1	2*	3	4*	5*	5*	6
Bagnis/Schwartzman	0*	0*	0*	0*	1*	2*	2	0*	0*	0*	0*	1*	1	

Note:
Total winners is the sum of total aces, service winners, forehand winners and backhand winners.

Legend:
W Winner * Server



Scorecard

スコアカード / Feuille d'arbitrage

W	KRAWIETZ Kevin PUETZ Tim	GER	6	6
	BAGNIS Facundo SCHWARTZMAN Diego	ARG	2	1
Match duration: 1h00min			31min	29min

Court	Court 5	Scoring Rule	Match tie-break
Chair Umpire	ROBEIN Alexandre (FRA)	Match Code	MD115
Started	11:12	Finished	12:13

1st Set

Game 1: Kevin Krawietz Serving KK/TP FB/DS
 1 0

Game 2: Facundo Bagnis Serving KK/TP FB/DS
 2 0

Game 3: Tim Puetz Serving KK/TP FB/DS
 3 0

Game 4: Diego Schwartzman Serving KK/TP FB/DS
 4 0

Game 5: Kevin Krawietz Serving KK/TP FB/DS
 5 0

Game 6: Facundo Bagnis Serving KK/TP FB/DS
 5 1

Game 7: Tim Puetz Serving KK/TP FB/DS
 5 2

Game 8: Diego Schwartzman Serving KK/TP FB/DS
 6 2

2nd Set

Game 1: Kevin Krawietz Serving KK/TP FB/DS
 1 0

Game 2: Diego Schwartzman Serving KK/TP FB/DS
 2 0



Ariake Tennis Park

有明テニスの森
Parc de Tennis d'Ariake

SAT 24 JUL 2021

Tennis

テニス / Tennis

Men's Doubles

男子ダブルス / Double hommes

First Round

1回戦 / 1er tour



Scorecard

スコアカード / Feuille d'arbitrage

Game	Serving	58	59	60	61	62	63	64	65	66	67	68	69	70	71	72	73	74	75	76	77	78	79	80	81	82	83	84	85	86	87	88	89	90	KK/TP	FB/DS
Game 3	Tim Puetz	W	W	W	W																													3	0	
Game 4	Facundo Bagnis	W	DF	W	W	W	W	W	W	W	W	W	W																					4	0	
Game 5	Kevin Krawietz	W	W	W	W	W	W	W	W	W	W	W	W																					5	0	
Game 6	Diego Schwartzman	W	W	W	W	W	W	W	W	W	W	W	W																					5	1	
Game 7	Tim Puetz	W	W	W	W	W	W	W	W	W	W	W	W	W	W	W	W	W	W	W	W	W	W	W	W	W	W	W	W	W	W	W	W	6	1	

Incidents Summary:
Code of Conduct Violation: 0
Time Violation: 0

Legend:	W Winner	Double fault	Point to receiver - 1st serve	Point to receiver - 2nd serve	Point to server - 1st serve	Point to server - 2nd serve	Service Break
----------------	-----------------	--------------	-------------------------------	-------------------------------	-----------------------------	-----------------------------	---------------



Match Statistics

試合統計 / Statistiques du match

W	MURRAY Andy SALISBURY Joe	GBR	6	6
	HERBERT Pierre-Hugues MAHUT Nicolas (2)	FRA	3	2
Match duration: 1h15min			33min	42min

Court 5

Chair Umpire: SWEENEY Thomas (AUS)

MURRAY A/SALISBURY J				HERBERT PH/MAHUT N (2)				
1 st Set	2 nd Set	Match Tie-break	Total		1 st Set	2 nd Set	Match Tie-break	Total
3	0		3	Total aces	2	1		3
1	0		1	Double faults	2	1		3
0	2		2	Service winners	1	1		2
15/26 (58%)	17/19 (89%)		32/45 (71%)	1st serve	12/20 (60%)	17/35 (49%)		29/55 (53%)
3	0		3	Aces on 1st serve	2	1		3
13/15 (87%)	15/17 (88%)		28/32 (88%)	Points won on 1st serve	10/12 (83%)	12/17 (71%)		22/29 (76%)
10/11 (91%)	2/2 (100%)		12/13 (92%)	2nd Serve	6/8 (75%)	17/18 (94%)		23/26 (88%)
0	0		0	Aces on 2nd Serve	0	0		0
7/11 (64%)	1/2 (50%)		8/13 (62%)	Points won on 2nd serve	4/8 (50%)	6/18 (33%)		10/26 (38%)
26	33		59	Total points won	20	21		41
6/20 (30%)	17/35 (49%)		23/55 (42%)	Receiving points won	6/26 (23%)	3/19 (16%)		9/45 (20%)
1/1 (100%)	2/8 (25%)		3/9 (33%)	Break point conversions	0/0 (0%)	0/0 (0%)		0/0 (0%)
5	5		10	Forehand winners	4	3		7
1	1		2	Backhand winners	1	2		3
3	4		7	Forced errors	9	6		15
8	9		17	Unforced errors	8	19		27

	1 st Set					2 nd Set					
Murray/Salisbury	*1	1*2	2*3	3*4	5*6	0	*1	1*2	3*4	5*6	
Herbert/Mahut (2)	0	*1	1*2	2*3	3*3	3	*1	1*2	2*2	2*2	2

Note:
Total winners is the sum of total aces, service winners, forehand winners and backhand winners.

Legend:
W Winner * Server



Scorecard

スコアカード / Feuille d'arbitrage

W	MURRAY Andy SALISBURY Joe	GBR	6	6
	HERBERT Pierre-Hugues MAHUT Nicolas (2)	FRA	3	2
Match duration: 1h15min			33min	42min

Court	Court 5	Scoring Rule	Match tie-break
Chair Umpire	SWEENEY Thomas (AUS)	Match Code	MD116
Started	12:35	Finished	13:50

1st Set

Game	Serving	AM/JS	PH/NM
Game 1	Andy Murray	1	0
Game 2	Nicolas Mahut	1	1
Game 3	Joe Salisbury	2	1
Game 4	Pierre-Hugues Herbert	2	2
Game 5	Andy Murray	3	2
Game 6	Nicolas Mahut	3	3
Game 7	Joe Salisbury	4	3
Game 8	Pierre-Hugues Herbert	5	3
Game 9	Andy Murray	6	3

2nd Set

Game	Serving	AM/JS	PH/NM
Game 1	Nicolas Mahut	0	1



Scorecard

スコアカード / Feuille d'arbitrage

Game 2: Andy Murray Serving

	52	53	54	55	56															AM/JS	PH/NM
	W	DF	W	W	W															1	1

Game 3: Pierre-Hugues Herbert Serving

	57	58	59	60	61	62	63	64	65	66	67	68	69	70								AM/JS	PH/NM
	W	W	W	W	W	W	W	W	W	W	W	W	W	W								1	2

Game 4: Joe Salisbury Serving

	71	72	73	74	75	76																AM/JS	PH/NM
	W	W	W	W	W	W																2	2

Game 5: Nicolas Mahut Serving

	77	78	79	80	81	82	83	84	85	86												AM/JS	PH/NM
	W	W	W	W	W	W	W	W	W	W												3	2

Game 6: Andy Murray Serving

	87	88	89	90																		AM/JS	PH/NM
	W	W	W	W																		4	2

Game 7: Pierre-Hugues Herbert Serving

	91	92	93	94	95	96																AM/JS	PH/NM
	W	W	W	W	W	W																5	2

Game 8: Joe Salisbury Serving

	97	98	99	100																		AM/JS	PH/NM
	W	W	W	W																		6	2

Incidents Summary:

Code of Conduct Violation: 0
Time Violation: 0

Legend:							
W	Winner	DF	Double fault	SR	Point to receiver - 2nd serve	SS	Point to server - 2nd serve
AS	Ace - 1st serve	SR	Point to receiver - 1st serve	SS	Point to server - 1st serve	SB	Service Break



Match Statistics

試合統計 / Statistiques du match

W	MEKTIC Nikola PAVIC Mate (1)	CRO	7	6 (5)	[10]
	MUSETTI Lorenzo SONEGO Lorenzo	ITA	5	7	[7]
Match duration: 2h04min			41min	68min	15min

Court 4

Chair Umpire: EL JENNATI Mohamed (MAR)

MEKTIC N/PAVIC M (1)				MUSETTI L/SONEGO L				
1 st Set	2 nd Set	Match Tie-break	Total		1 st Set	2 nd Set	Match Tie-break	Total
1	4	0	5	Total aces	0	0	0	0
0	1	0	1	Double faults	3	0	0	3
0	1	0	1	Service winners	0	0	0	0
22/28	35/48	7/9	64/85	1st serve	25/33	40/51	6/8	71/92
(79%)	(73%)	(78%)	(75%)		(76%)	(78%)	(75%)	(77%)
1	3	0	4	Aces on 1st serve	0	0	0	0
20/22	26/35	6/7	52/64	Points won on 1st serve	19/25	27/40	4/6	50/71
(91%)	(74%)	(86%)	(81%)		(76%)	(68%)	(67%)	(70%)
6/6	12/13	2/2	20/21	2nd Serve	5/8	11/11	2/2	18/21
(100%)	(92%)	(100%)	(95%)		(63%)	(100%)	(100%)	(86%)
0	1	0	1	Aces on 2nd Serve	0	0	0	0
4/6	7/13	1/2	12/21	Points won on 2nd serve	4/8	8/11	1/2	13/21
(67%)	(54%)	(50%)	(57%)		(50%)	(73%)	(50%)	(62%)
34	49	10	93	Total points won	27	50	7	84
10/33	16/51	3/8	29/92	Receiving points won	4/28	15/48	2/9	21/85
(30%)	(31%)	(38%)	(32%)		(14%)	(31%)	(22%)	(25%)
1/1	0/3	0/0	1/4	Break point conversions	0/0	0/2	0/0	0/2
(100%)	(0%)	(0%)	(25%)		(0%)	(0%)	(0%)	(0%)
5	11	2	18	Forehand winners	7	16	3	26
6	2	2	10	Backhand winners	1	4	0	5
18	25	4	47	Forced errors	13	26	6	45
1	5	0	6	Unforced errors	9	5	0	14

	1 st Set							2 nd Set							Match Tie-break																										
Mektic/Pavic (1)	0	*1	1	*2	2	*3	3	*4	4	*5	6	*7	0	*1	1	*2	2	*3	3	*4	4	*5	5	*6	6	(5)	*0	0	0	*1	*2	3	3	*4	*5	5	6	*6	*7	8	8
Musetti/Sonego	*1	1	*2	2	*3	3	*4	4	*5	5	*5	5	*1	1	*2	2	*3	3	*4	4	*5	5	*6	6	7	1	*2	*3	3	3	*3	*4	4	4	*5	*5	6	6	*6	*7	

	Match Tie-break	
Mektic/Pavic (1)	*9	*10
Musetti/Sonego	7	7



Ariake Tennis Park

有明テニスの森
Parc de Tennis d'Ariake

MON 26 JUL 2021

Tennis

テニス / Tennis

Men's Doubles

男子ダブルス / Double hommes

Second Round

2回戦 / 2e tour



Match Statistics

試合統計 / Statistiques du match

Note:

Total winners is the sum of total aces, service winners, forehand winners and backhand winners.

Legend:

W Winner

*

Server



Scorecard

スコアカード / Feuille d'arbitrage

W	MEKTIC Nikola PAVIC Mate (1)	CRO	7	6 (5)	[10]
	MUSETTI Lorenzo SONEGO Lorenzo	ITA	5	7	[7]
Match duration: 2h04min			41min	68min	15min

Court	Court 4	Scoring Rule	Match tie-break
Chair Umpire	EL JENNATI Mohamed (MAR)	Match Code	MD201
Started	17:56	Finished	20:01

1st Set

Game	Serving	Points	NM/MP	LM/LS
Game 1	Lorenzo Sonego	1, 2, 3, 4, 5, 6	0	1
Game 2	Mate Pavic	7, 8, 9, 10, 11	1	1
Game 3	Lorenzo Sonego	12, 13, 14, 15, 16	1	2
Game 4	Nikola Mektic	17, 18, 19, 20	2	2
Game 5	Lorenzo Musetti	21, 22, 23, 24, 25, 26	2	3
Game 6	Mate Pavic	27, 28, 29, 30, 31	3	3
Game 7	Lorenzo Sonego	32, 33, 34, 35	3	4
Game 8	Nikola Mektic	36, 37, 38, 39, 40, 41	4	4
Game 9	Lorenzo Musetti	42, 43, 44, 45	4	5
Game 10	Mate Pavic	46, 47, 48, 49	5	5



Ariake Tennis Park

有明テニスの森
Parc de Tennis d'Ariake

MON 26 JUL 2021

Tennis
テニス / Tennis

Men's Doubles
男子ダブルス / Double hommes

Second Round
2回戦 / 2e tour



Scorecard

スコアカード / Feuille d'arbitrage

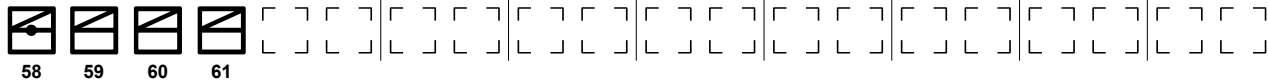
Game 11: Lorenzo Sonogo Serving

NM/MP LM/LS



Game 12: Nikola Mektic Serving

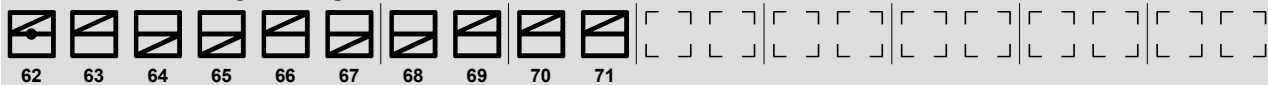
NM/MP LM/LS



2nd Set

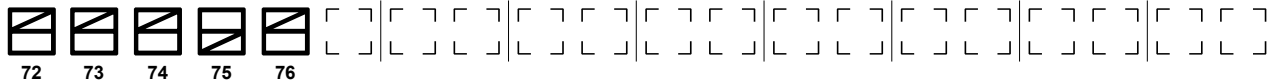
Game 1: Lorenzo Sonogo Serving

NM/MP LM/LS



Game 2: Mate Pavic Serving

NM/MP LM/LS



Game 3: Lorenzo Musetti Serving

NM/MP LM/LS



Game 4: Nikola Mektic Serving

NM/MP LM/LS



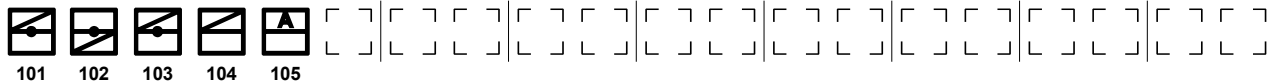
Game 5: Lorenzo Sonogo Serving

NM/MP LM/LS



Game 6: Mate Pavic Serving

NM/MP LM/LS



Game 7: Lorenzo Musetti Serving

NM/MP LM/LS



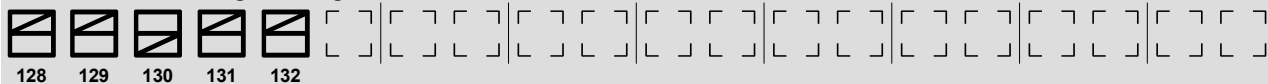
Game 8: Nikola Mektic Serving

NM/MP LM/LS



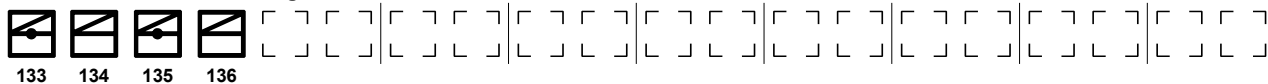
Game 9: Lorenzo Sonogo Serving

NM/MP LM/LS



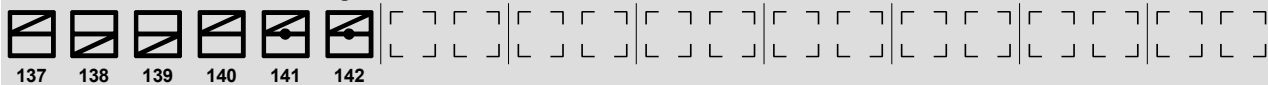
Game 10: Mate Pavic Serving

NM/MP LM/LS



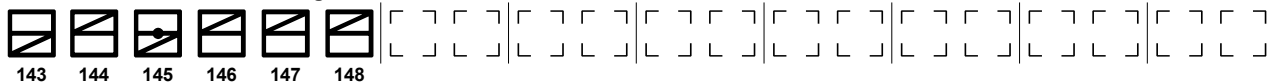
Game 11: Lorenzo Musetti Serving

NM/MP LM/LS



Game 12: Nikola Mektic Serving

NM/MP LM/LS





Scorecard

スコアカード / Feuille d'arbitrage

TB - Nikola Mektic

												NM/MP LM/LS	
												6	7

TB - Mate Pavic

												NM/MP LM/LS	

TB - Lorenzo Musetti

												NM/MP LM/LS	

TB - Lorenzo Sonego

												NM/MP LM/LS	
												(5)	(7)

Match Tie-break

TB - Nikola Mektic

												NM/MP LM/LS	

TB - Mate Pavic

												NM/MP LM/LS	

TB - Lorenzo Musetti

												NM/MP LM/LS	

TB - Lorenzo Sonego

												NM/MP LM/LS	
												[10]	[7]

Incidents Summary:

Code of Conduct Violation: 0
Time Violation: 0



Ariake Tennis Park

有明テニスの森
Parc de Tennis d'Ariake

MON 26 JUL 2021

Tennis

テニス / Tennis

Men's Doubles

男子ダブルス / Double hommes

Second Round

2 回戦 / 2e tour



Scorecard

スコアカード / Feuille d'arbitrage

Legend:							
TB	Tie-break	W	Winner		Ace - 2nd serve		Double fault
	Point to receiver - 2nd serve		Point to server - 2nd serve		Ace - 1st serve		Point to receiver - 1st serve
	Point to server - 1st serve		Service Break				





Match Statistics

試合統計 / Statistiques du match

W	McLACHLAN Ben NISHIKORI Kei (HCP)	JPN	6	6
	MURRAY Jamie SKUPSKI Neal (7)	GBR	3	4
Match duration: 1h20min			38min	42min

Court 7

Chair Umpire: ABSOLU Manuel (FRA)

McLACHLAN B/NISHIKORI K (HCP)				MURRAY J/SKUPSKI N (7)				
1 st Set	2 nd Set	Match Tie-break	Total		1 st Set	2 nd Set	Match Tie-break	Total
2	1		3	Total aces	0	2		2
1	0		1	Double faults	1	0		1
0	0		0	Service winners	3	0		3
15/24	18/31		33/55	1st serve	28/34	11/21		39/55
(63%)	(58%)		(60%)		(82%)	(52%)		(71%)
1	1		2	Aces on 1st serve	0	2		2
14/15	15/18		29/33	Points won on 1st serve	16/28	10/11		26/39
(93%)	(83%)		(88%)		(57%)	(91%)		(67%)
8/9	13/13		21/22	2nd Serve	5/6	10/10		15/16
(89%)	(100%)		(95%)		(83%)	(100%)		(94%)
1	0		1	Aces on 2nd Serve	0	0		0
6/9	8/13		14/22	Points won on 2nd serve	3/6	7/10		10/16
(67%)	(62%)		(64%)		(50%)	(70%)		(63%)
35	27		62	Total points won	23	25		48
15/34	4/21		19/55	Receiving points won	4/24	8/31		12/55
(44%)	(19%)		(35%)		(17%)	(26%)		(22%)
1/5	1/1		2/6	Break point conversions	0/0	0/1		0/1
(20%)	(100%)		(33%)		(0%)	(0%)		(0%)
10	8		18	Forehand winners	6	6		12
6	7		13	Backhand winners	1	4		5
7	8		15	Forced errors	10	7		17
6	5		11	Unforced errors	7	4		11

	1 st Set						2 nd Set					
McLachlan/Nishikori (HCP)	*1	1*2	3*4	4*5	5*6		0	*1	1*2	3*4	4*5	5*6
Murray/Skupski (7)	0	*1	1*1	1*2	2*3	3	*1	1*2	2*2	2*3	3*4	4

Note:
Total winners is the sum of total aces, service winners, forehand winners and backhand winners.

Legend:
HCP Host Nation Place W Winner * Server



Scorecard

スコアカード / Feuille d'arbitrage

W	McLACHLAN Ben NISHIKORI Kei (HCP)	JPN	6	6
	MURRAY Jamie SKUPSKI Neal (7)	GBR	3	4
Match duration: 1h20min			39min	41min

Court	Court 7	Scoring Rule	Match tie-break
Chair Umpire	ABSOLU Manuel (FRA)	Match Code	MD202
Started	14:31	Finished	15:52

1st Set

Game 1: Ben McLachlan Serving													BM/KN	JM/NS	
													1	0	
1	2	3	4	5											
Game 2: Neal Skupski Serving													BM/KN	JM/NS	
													1	1	
6	7	8	9	10	11	12	13	14	15						
Game 3: Kei Nishikori Serving													BM/KN	JM/NS	
													2	1	
16	17	18	19	20											
Game 4: Jamie Murray Serving													BM/KN	JM/NS	
													3	1	
21	22	23	24	25											
Game 5: Ben McLachlan Serving													BM/KN	JM/NS	
													4	1	
26	27	28	29												
Game 6: Neal Skupski Serving													BM/KN	JM/NS	
													4	2	
30	31	32	33	34	35	36	37	38	39	40	41	42	43		
Game 7: Kei Nishikori Serving													BM/KN	JM/NS	
													5	2	
44	45	46	47												
Game 8: Jamie Murray Serving													BM/KN	JM/NS	
													5	3	
48	49	50	51	52											
Game 9: Ben McLachlan Serving													BM/KN	JM/NS	
													6	3	
53	54	55	56	57	58										

2nd Set

Game 1: Neal Skupski Serving													BM/KN	JM/NS
													0	1
59	60	61	62											



Scorecard

スコアカード / Feuille d'arbitrage

Game 2: Ben McLachlan Serving

63	64	65	66											BM/KN	JM/NS
														1	1

Game 3: Jamie Murray Serving

67	68	69	70											BM/KN	JM/NS
														1	2

Game 4: Kei Nishikori Serving

71	72	73	74	75	76	77	78	79	80	81	82			BM/KN	JM/NS
														2	2

Game 5: Neal Skupski Serving

83	84	85	86	87										BM/KN	JM/NS
														3	2

Game 6: Ben McLachlan Serving

88	89	90	91											BM/KN	JM/NS
														4	2

Game 7: Jamie Murray Serving

92	93	94	95											BM/KN	JM/NS
														4	3

Game 8: Kei Nishikori Serving

96	97	98	99	100										BM/KN	JM/NS
														5	3

Game 9: Neal Skupski Serving

101	102	103	104											BM/KN	JM/NS
														5	4

Game 10: Ben McLachlan Serving

105	106	107	108	109	110									BM/KN	JM/NS
														6	4

Incidents Summary:

Code of Conduct Violation: 0
Time Violation: 0

Legend:

HCP	Host Nation Place	W	Winner		Double fault		Point to receiver - 2nd serve
	Point to server - 2nd serve		Ace - 1st serve		Point to receiver - 1st serve		Point to server - 1st serve
	Service Break						





Match Statistics

試合統計 / Statistiques du match

	KLEIN Lukas POLASEK Filip	SVK	7	2	[5]
W	KRAJICEK Austin SANDGREN Tennys	USA	6 (2)	6	[10]
Match duration: 1h28min			51min	24min	13min

Court 6

Chair Umpire: HELWERTH Nico (GER)

KLEIN L/POLASEK F				KRAJICEK A/SANDGREN T				
1 st Set	2 nd Set	Match Tie-break	Total		1 st Set	2 nd Set	Match Tie-break	Total
3	2	0	5	Total aces	0	3	0	3
1	1	0	2	Double faults	2	1	0	3
0	0	0	0	Service winners	2	0	0	2
20/39	17/22	3/7	40/68	1st serve	30/46	11/17	7/8	48/71
(51%)	(77%)	(43%)	(59%)	Aces on 1st serve	(65%)	(65%)	(88%)	(68%)
3	2	0	5	Points won on 1st serve	21/30	11/11	6/7	38/48
17/20	9/17	2/3	28/40	2nd Serve	(70%)	(100%)	(86%)	(79%)
(85%)	(53%)	(67%)	(70%)	Aces on 2nd Serve	14/16	5/6	1/1	20/23
18/19	4/5	4/4	26/28	Points won on 2nd serve	(88%)	(83%)	(100%)	(87%)
(95%)	(80%)	(100%)	(93%)	Total points won	40	26	10	76
0	0	0	0	Receiving points won	10/39	10/22	3/7	23/68
12/19	3/5	2/4	17/28	Break point conversions	(26%)	(45%)	(43%)	(34%)
(63%)	(60%)	(50%)	(61%)		0/1	2/2	0/0	2/3
45	13	5	63	Forehand winners	(0%)	(100%)	(0%)	(67%)
16/46	1/17	1/8	18/71	Backhand winners	6	7	3	16
(35%)	(6%)	(13%)	(25%)	Forced errors	3	2	1	6
0/1	0/0	0/0	0/1	Unforced errors	16	4	1	21
(0%)	(0%)	(0%)	(0%)		13	5	3	21
6	1	1	8					
7	0	0	7					
18	7	3	28					
11	7	3	21					

	1 st Set							2 nd Set					Match Tie-break																							
Klein/Polasek	0*	1	1*	2	2*	3	3*	4	4*	5	5*	6	7	*1	1*	1*	1*	2	2*	2	*1	1	2*	*3	*3	3	3*	*4	*4	4	4*	*4	*5	5	5	
Krajicek/Sandgren	*1	1*	*2	2*	*3	3*	4	4*	5	5*	6	6	6(2)	0*	1	2*	*3	3*	4	5*	6	0*	*1	*1	1	2*	*3	*4	4	5*	*6	*7	8	8*	*9	*10

Note:
Total winners is the sum of total aces, service winners, forehand winners and backhand winners.

Legend:
W Winner * Server



Scorecard

スコアカード / Feuille d'arbitrage

	KLEIN Lukas POLASEK Filip	SVK	7	2	[5]
W	KRAJICEK Austin SANDGREN Tennys	USA	6 (2)	6	[10]
Match duration: 1h28min			51min	24min	13min

Court	Court 6	Scoring Rule	Match tie-break
Chair Umpire	HELWERTH Nico (GER)	Match Code	MD203
Started	12:11	Finished	15:36

1st Set

Game	Serving	LK/FP	AK/TS
Game 1	Tennys Sandgren	0	1
Game 2	Filip Polasek	1	1
Game 3	Austin Krajicek	1	2
Game 4	Lukas Klein	2	2
Game 5	Tennys Sandgren	2	3
Game 6	Filip Polasek	3	3
Game 7	Austin Krajicek	3	4
Game 8	Lukas Klein	4	4
Game 9	Tennys Sandgren	4	5
Game 10	Filip Polasek	5	5



Scorecard

スコアカード / Feuille d'arbitrage

Game 11: Austin Krajicek Serving

								[] [] [] [] [] [] [] [] [] [] [] [] [] []	LK/FP	AK/TS			
65	66	67	68	69	70	71	72					5	6

Game 12: Lukas Klein Serving

				[] [] [] [] [] [] [] [] [] [] [] [] [] []	LK/FP	AK/TS		
73	74	75	76				6	6

TB - Lukas Klein

[] [] [] [] [] [] [] [] [] [] [] [] [] []			[] [] [] [] [] [] [] [] [] [] [] [] [] []	LK/FP	AK/TS		
	82	83				7	6

TB - Filip Polasek

[] [] [] [] [] [] [] [] [] [] [] [] [] []			[] [] [] [] [] [] [] [] [] [] [] [] [] []	LK/FP	AK/TS		
	78	79					

TB - Austin Krajicek

[] [] [] [] [] [] [] [] [] [] [] [] [] []			[] [] [] [] [] [] [] [] [] [] [] [] [] []	LK/FP	AK/TS		
	80	81					

TB - Tennys Sandgren

	[] [] [] [] [] [] [] [] [] [] [] [] [] []			[] [] [] [] [] [] [] [] [] [] [] [] [] []	LK/FP	AK/TS	
77		84	85			(7)	(2)

2nd Set

Game 1: Lukas Klein Serving

					[] [] [] [] [] [] [] [] [] [] [] [] [] []	LK/FP	AK/TS	
86	87	88	89	90			1	0

Game 2: Tennys Sandgren Serving

				[] [] [] [] [] [] [] [] [] [] [] [] [] []	LK/FP	AK/TS		
91	92	93	94				1	1

Game 3: Filip Polasek Serving

					[] [] [] [] [] [] [] [] [] [] [] [] [] []	LK/FP	AK/TS	
95	96	97	98	99			1	2 🌟

Game 4: Austin Krajicek Serving

				[] [] [] [] [] [] [] [] [] [] [] [] [] []	LK/FP	AK/TS		
100	101	102	103				1	3

Game 5: Lukas Klein Serving

					[] [] [] [] [] [] [] [] [] [] [] [] [] []	LK/FP	AK/TS	
104	105	106	107	108			2	3

Game 6: Tennys Sandgren Serving

					[] [] [] [] [] [] [] [] [] [] [] [] [] []	LK/FP	AK/TS	
109	110	111	112	113			2	4

Game 7: Filip Polasek Serving

						[] [] [] [] [] [] [] [] [] [] [] [] [] []	LK/FP	AK/TS
114	115	116	117	118	119		2	5 🌟

Game 8: Austin Krajicek Serving

				[] [] [] [] [] [] [] [] [] [] [] [] [] []	LK/FP	AK/TS		
120	121	122	123				2	6





Scorecard

スコアカード / Feuille d'arbitrage

Match Tie-break

Player	Score	Score	Score	Score	LK/FP	AK/TS
TB - Lukas Klein	127	128	135	136		
TB - Filip Polasek	124	131	132			
TB - Austin Krajicek	129	130	137	138		
TB - Tennys Sandgren	125	126	133	134	[5]	[10]

Incidents Summary:

Code of Conduct Violation: 0
Time Violation: 0

Legend:							
TB	Tie-break	W	Winner	☒	Double fault	☒	Point to receiver - 2nd serve
☒	Point to server - 2nd serve	☒	Ace - 1st serve	☒	Point to receiver - 1st serve	☒	Point to server - 1st serve
*	Service Break						



Match Statistics

試合統計 / Statistiques du match

	CHARDY Jeremy MONFILS Gael	FRA	4	5
W	STRUFF Jan-Lennard ZVEREV Alexander	GER	6	7
Match duration: 1h18min			36min	42min

Court 4

Chair Umpire: KEOTHAVONG James (GBR)

CHARDY J/MONFILS G				STRUFF JL/ZVEREV A				
1 st Set	2 nd Set	Match Tie-break	Total		1 st Set	2 nd Set	Match Tie-break	Total
2	6		8	Total aces	3	3		6
3	0		3	Double faults	0	0		0
0	1		1	Service winners	0	2		2
18/34	25/33		43/67	1st serve	18/28	26/35		44/63
(53%)	(76%)		(64%)	Aces on 1st serve	(64%)	(74%)		(70%)
2	6		8	Points won on 1st serve	3	3		6
12/18	18/25		30/43	2nd Serve	15/18	25/26		40/44
(67%)	(72%)		(70%)	Aces on 2nd Serve	(83%)	(96%)		(91%)
13/16	8/8		21/24	Points won on 2nd serve	10/10	9/9		19/19
(81%)	(100%)		(88%)	Total points won	(100%)	(100%)		(100%)
0	0		0	Receiving points won	0	0		0
9/16	4/8		13/24	Break point conversions	7/10	2/9		9/19
(56%)	(50%)		(54%)		(70%)	(22%)		(47%)
27	30		57		35	38		73
6/28	8/35		14/63	Forehand winners	13/34	11/33		24/67
(21%)	(23%)		(22%)	Backhand winners	(38%)	(33%)		(36%)
0/0	0/3		0/3	Forced errors	1/5	1/4		2/9
(0%)	(0%)		(0%)	Unforced errors	(20%)	(25%)		(22%)
5	7		12		5	7		12
2	1		3		1	4		5
15	15		30		15	8		23
11	7		18		3	7		10

	1 st Set								2 nd Set								
Chardy/Monfils	*1	1*1	1*2	2*3	3*4	4			*1	1*2	2*3	3*4	4*5	5*5	5		
Struff/Zverev	0	*1	2*3	3*4	4*5	5*6			0	*1	1*2	2*3	3*4	4*5	6*7		

Note:
Total winners is the sum of total aces, service winners, forehand winners and backhand winners.

Legend:
W Winner * Server



Scorecard

スコアカード / Feuille d'arbitrage

	CHARDY Jeremy MONFILS Gael	FRA	4	5
W	STRUFF Jan-Lennard ZVEREV Alexander	GER	6	7
Match duration: 1h19min			37min	42min

Court	Court 4	Scoring Rule	Match tie-break
Chair Umpire	KEOTHAVONG James (GBR)	Match Code	MD204
Started	19:03	Finished	20:22

1st Set

Game	Serving	JC/GM	JS/AZ
Game 1	Jeremy Chardy	1	0
Game 2	Jan-Lennard Struff	1	1
Game 3	Gael Monfils	1	2
Game 4	Alexander Zverev	1	3
Game 5	Jeremy Chardy	2	3
Game 6	Jan-Lennard Struff	2	4
Game 7	Gael Monfils	3	4
Game 8	Alexander Zverev	3	5
Game 9	Jeremy Chardy	4	5
Game 10	Jan-Lennard Struff	4	6

2nd Set



Scorecard

スコアカード / Feuille d'arbitrage

Game	Serving	JC/GM	JS/AZ
Game 1: Gael Monfils	Serving	1	0
Game 2: Alexander Zverev	Serving	1	1
Game 3: Jeremy Chardy	Serving	2	1
Game 4: Jan-Lennard Struff	Serving	2	2
Game 5: Gael Monfils	Serving	3	2
Game 6: Alexander Zverev	Serving	3	3
Game 7: Jeremy Chardy	Serving	4	3
Game 8: Jan-Lennard Struff	Serving	4	4
Game 9: Gael Monfils	Serving	5	4
Game 10: Alexander Zverev	Serving	5	5
Game 11: Jeremy Chardy	Serving	5	6
Game 12: Jan-Lennard Struff	Serving	5	7

Incidents Summary:

Code of Conduct Violation: 0
Time Violation: 0



Ariake Tennis Park

有明テニスの森
Parc de Tennis d'Ariake

TUE 27 JUL 2021

Tennis

テニス / Tennis

Men's Doubles

男子ダブルス / Double hommes

Second Round

2回戦 / 2e tour



Scorecard

スコアカード / Feuille d'arbitrage

Legend:							
W	Winner		Double fault		Point to receiver - 2nd serve		Point to server - 2nd serve
	Ace - 1st serve		Point to receiver - 1st serve		Point to server - 1st serve		Service Break



**Ariake Tennis Park**有明テニスの森
Parc de Tennis d'Ariake

MON 26 JUL 2021

Tennis

テニス / Tennis

Men's Doubles

男子ダブルス / Double hommes

Second Round

2回戦 / 2e tour

**Scorecard**

スコアカード / Feuille d'arbitrage

	KOOLHOF Wesley ROJER Jean-Julien (8)	NED	
W	DANIELL Marcus VENUS Michael	NZL	W/O
Match duration:			

Court	Court 8	Scoring Rule	Match tie-break
Chair Umpire	JANZEN Timo (GER)	Match Code	MD205
Started	14:12	Finished	

Incidents Summary:Code of Conduct Violation: 0
Time Violation: 0**Legend:****W** Winner**W/O** Walkover



Scorecard

スコアカード / Feuille d'arbitrage

	MARACH Oliver OSWALD Philipp	AUT	4	1
W	CABAL Juan-Sebastian FARAH Robert (3)	COL	6	6
Match duration: 1h25min			48min	37min

Court	Court 7	Scoring Rule	Match tie-break
Chair Umpire	BALMFORTH Robert (GBR)	Match Code	MD206
Started	16:16	Finished	17:42

1st Set

Game	Serving	OM/PO	JC/RF
Game 1: Robert Farah Serving	1-16	0	1
Game 2: Philipp Oswald Serving	17-22	1	1
Game 3: Juan-Sebastian Cabal Serving	23-27	1	2
Game 4: Oliver Marach Serving	28-35	2	2
Game 5: Robert Farah Serving	36-40	2	3
Game 6: Philipp Oswald Serving	41-45	3	3
Game 7: Juan-Sebastian Cabal Serving	46-51	3	4
Game 8: Oliver Marach Serving	52-55	4	4
Game 9: Robert Farah Serving	56-61	4	5
Game 10: Philipp Oswald Serving	62-65	4	6

2nd Set



Scorecard

スコアカード / Feuille d'arbitrage

Game	Server	OM/PO	JC/RF
Game 1	Juan-Sebastian Cabal Serving	0	1
Game 2	Oliver Marach Serving	0	2
Game 3	Robert Farah Serving	0	3
Game 4	Philipp Oswald Serving	0	4
Game 5	Juan-Sebastian Cabal Serving	0	5
Game 6	Oliver Marach Serving	1	5
Game 7	Robert Farah Serving	1	6

Incidents Summary:

Code of Conduct Violation: 0
Time Violation: 0

Legend:			
W	Winner	DF	Double fault
AS	Ace - 1st serve	PR1	Point to receiver - 1st serve
		PS1	Point to server - 1st serve
		PR2	Point to receiver - 2nd serve
		PS2	Point to server - 2nd serve
		SB	Service Break



Match Statistics

試合統計 / Statistiques du match

	MARACH Oliver OSWALD Philipp	AUT	4	1
W	CABAL Juan-Sebastian FARAH Robert (3)	COL	6	6
Match duration: 1h25min			47min	38min

Court 7

Chair Umpire: BALMFORTH Robert (GBR)

MARACH O/OSWALD P				CABAL JS/FARAH R (3)				
1 st Set	2 nd Set	Match Tie-break	Total		1 st Set	2 nd Set	Match Tie-break	Total
1	1		2	Total aces	4	2		6
1	1		2	Double faults	1	2		3
0	0		0	Service winners	0	0		0
15/27	17/22		32/49	1st serve	25/38	16/28		41/66
(56%)	(77%)		(65%)	Aces on 1st serve	(66%)	(57%)		(62%)
1	1		2	Points won on 1st serve	4	2		6
13/15	10/17		23/32	2nd Serve	16/25	12/16		28/41
(87%)	(59%)		(72%)	Aces on 2nd Serve	(64%)	(75%)		(68%)
11/12	4/5		15/17	Points won on 2nd serve	12/13	10/12		22/25
(92%)	(80%)		(88%)	Total points won	(92%)	(83%)		(88%)
0	0		0	Receiving points won	0	0		0
4/12	0/5		4/17	Break point conversions	9/13	7/12		16/25
(33%)	(0%)		(24%)		(69%)	(58%)		(64%)
30	19		49		35	31		66
13/38	9/28		22/66	Forehand winners	10/27	12/22		22/49
(34%)	(32%)		(33%)	Backhand winners	(37%)	(55%)		(45%)
0/3	0/3		0/6	Forced errors	1/1	2/4		3/5
(0%)	(0%)		(0%)	Unforced errors	(100%)	(50%)		(60%)
10	3		13		8	5		13
1	4		5		2	5		7
11	13		24		7	7		14
9	6		15		7	4		11

	1 st Set				2 nd Set				
Marach/Oswald	0*1	1*2	2*3	3*4	4*4	0*0	0*0	0*1	1
Cabal/Farah (3)	*1	1*2	2*3	3*4	4*5	*1	2*3	4*5	5*6

Note:
Total winners is the sum of total aces, service winners, forehand winners and backhand winners.

Legend:
W Winner * Server


Scorecard

スコアカード / Feuille d'arbitrage

	RAM Rajeev TIAFOE Frances	USA	3	5
W	CILIC Marin DODIG Ivan	CRO	6	7
Match duration: 1h31min			39min	52min

Court	Court 3	Scoring Rule	Match tie-break
Chair Umpire	EL JENNATI Mohamed (MAR)	Match Code	MD207
Started	17:11	Finished	18:43

1st Set

Game	Serving	RR/FT	MC/ID
Game 1	Marin Cilic	0	1
Game 2	Frances Tiafoe	1	1
Game 3	Ivan Dodig	1	2
Game 4	Rajeev Ram	2	2
Game 5	Marin Cilic	2	3
Game 6	Frances Tiafoe	2	4
Game 7	Ivan Dodig	2	5
Game 8	Rajeev Ram	3	5
Game 9	Marin Cilic	3	6

2nd Set
















Game	Serving	RR/FT	MC/ID
Game 1	Frances Tiafoe	1	0


















Scorecard

スコアカード / Feuille d'arbitrage
















Game 2: Marin Cilic Serving

														RR/FT	MC/ID	
															1	1
68	69	70	71													
















Game 3: Rajeev Ram Serving

														RR/FT	MC/ID	
															2	1
72	73	74	75													
















Game 4: Ivan Dodig Serving

														RR/FT	MC/ID	
															2	2
76	77	78	79	80												
















Game 5: Frances Tiafoe Serving

														RR/FT	MC/ID	
															3	2
81	82	83	84	85												
















Game 6: Marin Cilic Serving

														RR/FT	MC/ID	
															3	3
86	87	88	89	90	91	92	93									
















Game 7: Rajeev Ram Serving

														RR/FT	MC/ID	
															4	3
94	95	96	97	98	99											
















Game 8: Ivan Dodig Serving

														RR/FT	MC/ID	
															4	4
100	101	102	103	104												
















Game 9: Frances Tiafoe Serving

														RR/FT	MC/ID	
															5	4
105	106	107	108	109	110											
















Game 10: Marin Cilic Serving

														RR/FT	MC/ID	
															5	5
111	112	113	114	115	116	117	118	119	120							

Game 11: Rajeev Ram Serving

														RR/FT	MC/ID	
															5	6
121	122	123	124	125												

Game 12: Ivan Dodig Serving

														RR/FT	MC/ID	
															5	7
126	127	128	129	130	131	132	133									

Incidents Summary:

Code of Conduct Violation: 0
Time Violation: 0



Ariake Tennis Park

有明テニスの森
Parc de Tennis d'Ariake

TUE 27 JUL 2021

Tennis

テニス / Tennis

Men's Doubles

男子ダブルス / Double hommes

Second Round

2回戦 / 2e tour



Scorecard

スコアカード / Feuille d'arbitrage

Legend:							
W	Winner		Double fault		Point to receiver - 2nd serve		Point to server - 2nd serve
	Ace - 1st serve		Point to receiver - 1st serve		Point to server - 1st serve		Service Break





Match Statistics
試合統計 / Statistiques du match

	RAM Rajeev TIAFOE Frances	USA	3	5
W	CILIC Marin DODIG Ivan	CRO	6	7
Match duration: 1h31min			39min	52min

Court 3

Chair Umpire: EL JENNATI Mohamed (MAR)

RAM R/TIAFOE F				CILIC M/DODIG I				
1 st Set	2 nd Set	Match Tie-break	Total		1 st Set	2 nd Set	Match Tie-break	Total
1	3		4	Total aces	4	2		6
0	0		0	Double faults	0	1		1
0	0		0	Service winners	0	2		2
17/31	18/31		35/62	1st serve	23/31	27/40		50/71
(55%)	(58%)		(56%)		(74%)	(68%)		(70%)
1	3		4	Aces on 1st serve	4	2		6
12/17	14/18		26/35	Points won on 1st serve	18/23	21/27		39/50
(71%)	(78%)		(74%)		(78%)	(78%)		(78%)
14/14	13/13		27/27	2nd Serve	8/8	12/13		20/21
(100%)	(100%)		(100%)		(100%)	(92%)		(95%)
0	0		0	Aces on 2nd Serve	0	0		0
7/14	7/13		14/27	Points won on 2nd serve	4/8	7/13		11/21
(50%)	(54%)		(52%)		(50%)	(54%)		(52%)
28	33		61	Total points won	34	38		72
9/31	12/40		21/71	Receiving points won	12/31	10/31		22/62
(29%)	(30%)		(30%)		(39%)	(32%)		(35%)
0/2	0/3		0/5	Break point conversions	1/5	1/1		2/6
(0%)	(0%)		(0%)		(20%)	(100%)		(33%)
3	8		11	Forehand winners	7	5		12
1	4		5	Backhand winners	3	6		9
16	20		36	Forced errors	22	12		34
4	3		7	Unforced errors	1	6		7

	1 st Set					2 nd Set																
Ram/Tiafoe	0*	1	1*	2	2*	2	3	3														
Cilic/Dodig	*1	1	*2	2	*3	4	*5	5	*6	0	*1	1	*2	2	*3	3	*4	4	*5	5	*5	5

Note:
Total winners is the sum of total aces, service winners, forehand winners and backhand winners.

Legend:
W Winner * Server



Scorecard

スコアカード / Feuille d'arbitrage

	KRAWIETZ Kevin PUETZ Tim	GER	2	6 (2)
W	MURRAY Andy SALISBURY Joe	GBR	6	7
Match duration: 1h35min			32min	63min

Court	Court 7	Scoring Rule	Match tie-break
Chair Umpire	BLOM John (AUS)	Match Code	MD208
Started	12:15	Finished	15:46

1st Set

Game	Serving	KK/TP	AM/JS
Game 1	Tim Puetz	0	1
Game 2	Andy Murray	0	2
Game 3	Kevin Krawietz	1	2
Game 4	Joe Salisbury	1	3
Game 5	Tim Puetz	2	3
Game 6	Andy Murray	2	4
Game 7	Kevin Krawietz	2	5
Game 8	Joe Salisbury	2	6

2nd Set

Game	Serving	KK/TP	AM/JS
Game 1	Tim Puetz	1	0
Game 2	Andy Murray	1	1



Scorecard

スコアカード / Feuille d'arbitrage

Game	Serving	KK/TP	AM/JS
Game 3	Kevin Krawietz	2	1
Game 4	Joe Salisbury	2	2
Game 5	Tim Puetz	3	2
Game 6	Andy Murray	3	3
Game 7	Kevin Krawietz	4	3
Game 8	Joe Salisbury	4	4
Game 9	Tim Puetz	5	4
Game 10	Andy Murray	5	5
Game 11	Kevin Krawietz	6	5
Game 12	Joe Salisbury	6	6
TB - Kevin Krawietz		6	7
TB - Tim Puetz			
TB - Andy Murray			
TB - Joe Salisbury		(2)	(7)



Ariake Tennis Park

有明テニスの森
Parc de Tennis d'Ariake

TUE 27 JUL 2021

Tennis

テニス / Tennis

Men's Doubles

男子ダブルス / Double hommes

Second Round

2回戦 / 2e tour



Scorecard

スコアカード / Feuille d'arbitrage

Incidents Summary:

Code of Conduct Violation: 0
Time Violation: 0

Legend:							
TB	Tie-break	W	Winner		Double fault		Point to receiver - 2nd serve
	Point to server - 2nd serve		Ace - 1st serve		Point to receiver - 1st serve		Point to server - 1st serve
	Service Break						





Match Statistics

試合統計 / Statistiques du match

W	MEKTIC Nikola PAVIC Mate (1)	CRO	6	6
	McLACHLAN Ben NISHIKORI Kei (HCP)	JPN	3	3
Match duration: 1h08min			32min	36min

Centre Court

Chair Umpire: RASK Christian (DEN)

MEKTIC N/PAVIC M (1)				McLACHLAN B/NISHIKORI K (HCP)				
1 st Set	2 nd Set	Match Tie-break	Total		1 st Set	2 nd Set	Match Tie-break	Total
0	3		3	Total aces	1	3		4
1	0		1	Double faults	3	1		4
0	1		1	Service winners	0	1		1
20/26	19/26		39/52	1st serve	14/26	19/26		33/52
(77%)	(73%)		(75%)		(54%)	(73%)		(63%)
0	3		3	Aces on 1st serve	1	3		4
17/20	13/19		30/39	Points won on 1st serve	12/14	12/19		24/33
(85%)	(68%)		(77%)		(86%)	(63%)		(73%)
5/6	7/7		12/13	2nd Serve	9/12	6/7		15/19
(83%)	(100%)		(92%)		(75%)	(86%)		(79%)
0	0		0	Aces on 2nd Serve	0	0		0
4/6	6/7		10/13	Points won on 2nd serve	4/12	3/7		7/19
(67%)	(86%)		(77%)		(33%)	(43%)		(37%)
31	30		61	Total points won	21	22		43
10/26	11/26		21/52	Receiving points won	5/26	7/26		12/52
(38%)	(42%)		(40%)		(19%)	(27%)		(23%)
1/5	2/2		3/7	Break point conversions	0/2	0/2		0/4
(20%)	(100%)		(43%)		(0%)	(0%)		(0%)
10	8		18	Forehand winners	4	3		7
2	1		3	Backhand winners	3	0		3
9	11		20	Forced errors	10	9		19
4	4		8	Unforced errors	9	8		17

	1 st Set						2 nd Set					
Mektic/Pavic (1)	*1	1*2	3*4	4*5	5*6		0	*1	1*2	2*3	4*5	6
McLachlan/Nishikori (HCP)	0	*1	1*1	1*2	2*3	3	*1	1*2	2*3	3*3	3*3	

Note:
Total winners is the sum of total aces, service winners, forehand winners and backhand winners.

Legend:
HCP Host Nation Place W Winner * Server


Scorecard

スコアカード / Feuille d'arbitrage

W	MEKTIC Nikola PAVIC Mate (1)	CRO	6	6
	McLACHLAN Ben NISHIKORI Kei (HCP)	JPN	3	3
Match duration: 1h08min			32min	36min

Court	Centre Court	Scoring Rule	Match tie-break
Chair Umpire	RASK Christian (DEN)	Match Code	MD301
Started	18:07	Finished	19:16

1st Set

Game 1: Mate Pavic Serving NM/MP BM/KN

1 2 3 4 5 6 [] [] [] [] [] [] [] [] [] [] [] [] [] [] 1 0

Game 2: Ben McLachlan Serving NM/MP BM/KN

7 8 9 10 11 12 13 14 [] [] [] [] [] [] [] [] [] [] [] [] [] [] 1 1

Game 3: Nikola Mektic Serving NM/MP BM/KN

15 16 17 18 [] [] [] [] [] [] [] [] [] [] [] [] [] [] 2 1

Game 4: Kei Nishikori Serving NM/MP BM/KN

19 20 21 22 23 24 25 26 [] [] [] [] [] [] [] [] [] [] [] [] [] [] 3 1 🌟

Game 5: Mate Pavic Serving NM/MP BM/KN

27 28 29 30 [] [] [] [] [] [] [] [] [] [] [] [] [] [] 4 1

Game 6: Ben McLachlan Serving NM/MP BM/KN

31 32 33 34 35 36 [] [] [] [] [] [] [] [] [] [] [] [] [] [] 4 2

Game 7: Nikola Mektic Serving NM/MP BM/KN

37 38 39 40 [] [] [] [] [] [] [] [] [] [] [] [] [] [] 5 2

Game 8: Kei Nishikori Serving NM/MP BM/KN

41 42 43 44 [] [] [] [] [] [] [] [] [] [] [] [] [] [] 5 3

Game 9: Mate Pavic Serving NM/MP BM/KN

45 46 47 48 49 50 51 52 [] [] [] [] [] [] [] [] [] [] [] [] [] [] 6 3

2nd Set

Game 1: Ben McLachlan Serving NM/MP BM/KN

53 54 55 56 57 [] [] [] [] [] [] [] [] [] [] [] [] [] [] 0 1


Scorecard

スコアカード / Feuille d'arbitrage

													NM/MP	BM/KN										
Game 2: Mate Pavic Serving													1	1										
															58	59	60	61						
Game 3: Kei Nishikori Serving													1	2										
															62	63	64	65	66					
Game 4: Nikola Mektic Serving													2	2										
															67	68	69	70	71					
Game 5: Ben McLachlan Serving													2	3										
															72	73	74	75						
Game 6: Mate Pavic Serving													3	3										
															76	77	78	79	80					
Game 7: Kei Nishikori Serving													4	3	☀									
																81	82	83	84	85	86	87	88	
Game 8: Nikola Mektic Serving													5	3										
															89	90	91	92	93	94	95	96	97	98
Game 9: Ben McLachlan Serving													6	3	☀									
																101	102	103	104					

Incidents Summary:

 Code of Conduct Violation: 0
 Time Violation: 0

Legend:							
	Host Nation Place		Winner		Double fault		Point to receiver - 2nd serve
	Point to server - 2nd serve		Ace - 1st serve		Point to receiver - 1st serve		Point to server - 1st serve
	Service Break						



Match Statistics

試合統計 / Statistiques du match

W	KRAJICEK Austin SANDGREN Tennys	USA	6	7
	STRUFF Jan-Lennard ZVEREV Alexander	GER	3	6 (4)
Match duration: 1h25min			27min	58min

Court 4

Chair Umpire: BALMFORTH Robert (GBR)

KRAJICEK A/SANDGREN T				STRUFF JL/ZVEREV A				
1 st Set	2 nd Set	Match Tie-break	Total		1 st Set	2 nd Set	Match Tie-break	Total
0	4		4	Total aces	2	4		6
0	1		1	Double faults	1	0		1
0	1		1	Service winners	0	0		0
17/25 (68%)	24/40 (60%)		41/65 (63%)	1st serve	16/22 (73%)	34/46 (74%)		50/68 (74%)
0	4		4	Aces on 1st serve	2	4		6
15/17 (88%)	21/24 (88%)		36/41 (88%)	Points won on 1st serve	12/16 (75%)	26/34 (76%)		38/50 (76%)
8/8 (100%)	15/16 (94%)		23/24 (96%)	2nd Serve	5/6 (83%)	12/12 (100%)		17/18 (94%)
0	0		0	Aces on 2nd Serve	0	0		0
5/8 (63%)	11/16 (69%)		16/24 (67%)	Points won on 2nd serve	2/6 (33%)	7/12 (58%)		9/18 (50%)
28	45		73	Total points won	19	41		60
8/22 (36%)	13/46 (28%)		21/68 (31%)	Receiving points won	5/25 (20%)	8/40 (20%)		13/65 (20%)
1/3 (33%)	0/1 (0%)		1/4 (25%)	Break point conversions	0/0 (0%)	0/1 (0%)		0/1 (0%)
8	9		17	Forehand winners	5	3		8
2	5		7	Backhand winners	1	1		2
11	26		37	Forced errors	14	20		34
0	7		7	Unforced errors	4	6		10

	1 st Set						2 nd Set							
Krajicek/Sandgren	*1	1*2	2*3	4*5	5*6		0	*1	1*2	2*3	3*4	4*5	5*6	7
Struff/Zverev	0	*1	1*2	2*2	2*3	3	*1	1*2	2*3	3*4	4*5	5*6	6	6(4)

Note:
Total winners is the sum of total aces, service winners, forehand winners and backhand winners.

Legend:
W Winner * Server



Scorecard

スコアカード / Feuille d'arbitrage

W	KRAJICEK Austin SANDGREN Tennys	USA	6	7
	STRUFF Jan-Lennard ZVEREV Alexander	GER	3	6 (4)
Match duration: 1h25min			27min	58min

Court	Court 4	Scoring Rule	Match tie-break
Chair Umpire	BALMFORTH Robert (GBR)	Match Code	MD302
Started	18:47	Finished	20:13

1st Set

Game	Serving	AK/TS	JS/AZ
Game 1	Tennys Sandgren	1	0
Game 2	Jan-Lennard Struff	1	1
Game 3	Austin Krajicek	2	1
Game 4	Alexander Zverev	2	2
Game 5	Tennys Sandgren	3	2
Game 6	Jan-Lennard Struff	4	2
Game 7	Austin Krajicek	5	2
Game 8	Alexander Zverev	5	3
Game 9	Tennys Sandgren	6	3

2nd Set

Game	Serving	AK/TS	JS/AZ
Game 1	Jan-Lennard Struff	0	1



Ariake Tennis Park

有明テニスの森
Parc de Tennis d'Ariake

WED 28 JUL 2021

Tennis
テニス / Tennis

Men's Doubles
男子ダブルス / Double hommes

Quarterfinals
準々決勝 / Quarts de finale



Scorecard

スコアカード / Feuille d'arbitrage

Game 2: Tennys Sandgren Serving

AK/TS JS/AZ

																					1	1
52	53	54	55	56																		

Game 3: Alexander Zverev Serving

AK/TS JS/AZ

																						1	2
57	58	59	60																				

Game 4: Austin Krajicek Serving

AK/TS JS/AZ

																						2	2
61	62	63	64	65	66	67	68	69	70														

Game 5: Jan-Lennard Struff Serving

AK/TS JS/AZ

																						2	3
71	72	73	74	75	76	77	78	79	80	81	82	83	84										

Game 6: Tennys Sandgren Serving

AK/TS JS/AZ

																						3	3
85	86	87	88	89																			

Game 7: Alexander Zverev Serving

AK/TS JS/AZ

																						3	4
90	91	92	93	94	95	96	97																

Game 8: Austin Krajicek Serving

AK/TS JS/AZ

																						4	4
98	99	100	101																				

Game 9: Jan-Lennard Struff Serving

AK/TS JS/AZ

																						4	5
102	103	104	105	106	107																		

Game 10: Tennys Sandgren Serving

AK/TS JS/AZ

																						5	5
108	109	110	111																				

Game 11: Alexander Zverev Serving

AK/TS JS/AZ

																						5	6
112	113	114	115	116																			

Game 12: Austin Krajicek Serving

AK/TS JS/AZ

																						6	6
117	118	119	120	121	122																		

TB - Austin Krajicek

AK/TS JS/AZ

																							7	6
					128	129																		

TB - Tennys Sandgren

AK/TS JS/AZ

	124	125							132	133													

TB - Jan-Lennard Struff

AK/TS JS/AZ

123					130	131																	





Ariake Tennis Park

有明テニスの森
Parc de Tennis d'Ariake

WED 28 JUL 2021

Tennis
テニス / Tennis

Men's Doubles
男子ダブルス / Double hommes

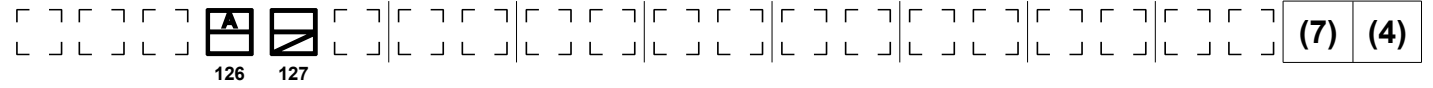
Quarterfinals
準々決勝 / Quarts de finale



Scorecard

スコアカード / Feuille d'arbitrage

TB - Alexander Zverev



Incidents Summary:

Code of Conduct Violation: 0
Time Violation: 0

Legend:					
TB	Tie-break	W	Winner		Double fault
	Point to server - 2nd serve		Ace - 1st serve		Point to receiver - 1st serve
	Service Break				Point to server - 1st serve
					Point to receiver - 2nd serve





Match Statistics

試合統計 / Statistiques du match

W	DANIELL Marcus VENUS Michael	NZL	6	3	[10]
	CABAL Juan-Sebastian FARAH Robert (3)	COL	3	6	[7]
Match duration: 1h34min			33min	42min	19min

Court 4

Chair Umpire: HUGHES Alison (GBR)

DANIELL M/VENUS M				CABAL JS/FARAH R (3)				
1 st Set	2 nd Set	Match Tie-break	Total		1 st Set	2 nd Set	Match Tie-break	Total
2	2	0	4	Total aces	1	0	1	2
0	2	1	3	Double faults	1	0	0	1
0	0	1	1	Service winners	0	0	0	0
20/25	19/27	5/9	44/61	1st serve	15/23	21/30	6/8	42/61
(80%)	(70%)	(56%)	(72%)	Aces on 1st serve	(65%)	(70%)	(75%)	(69%)
1	2	0	3	Points won on 1st serve	1	0	1	2
18/20	14/19	4/5	36/44	2nd Serve	8/15	15/21	3/6	26/42
(90%)	(74%)	(80%)	(82%)	Aces on 2nd Serve	(53%)	(71%)	(50%)	(62%)
5/5	6/8	3/4	14/17	Points won on 2nd serve	7/8	9/9	2/2	18/19
(100%)	(75%)	(75%)	(82%)	Total points won	(88%)	(100%)	(100%)	(95%)
1	0	0	1	Receiving points won	0	0	0	0
2/5	2/8	3/4	7/17	Break point conversions	5/8	7/9	2/2	14/19
(40%)	(25%)	(75%)	(41%)		(63%)	(78%)	(100%)	(74%)
30	24	10	64		18	33	7	58
10/23	8/30	3/8	21/61	Forehand winners	5/25	11/27	2/9	18/61
(43%)	(27%)	(38%)	(34%)	Backhand winners	(20%)	(41%)	(22%)	(30%)
1/1	0/3	0/0	1/4	Forced errors	0/0	1/1	0/0	1/1
(100%)	(0%)	(0%)	(25%)	Unforced errors	(0%)	(100%)	(0%)	(100%)
5	5	3	13		2	9	0	11
5	2	1	8		5	0	2	7
9	20	3	32		15	15	4	34
1	4	1	6		3	0	1	4

	1 st Set						2 nd Set						Match Tie-break																				
Daniell/Venus	*1	2*	3	3*	4	4*	5	5*	6	0	*1	1*	1*	2	2*	3	3	*1	1	2*	3*	4	4	5*	6*	7	7	7*	7*	8	8*	9*	10
Cabal/Farah (3)	0*	0	*1	1*	2	2*	3	3	*1	1*	2	3*	4	4*	5	5*	6	0*	*1	1	1*	2*	2	2*	3*	4	5	6*	6*	7	7	7	

Note:

Total winners is the sum of total aces, service winners, forehand winners and backhand winners.

Legend:

W Winner * Server



Scorecard

スコアカード / Feuille d'arbitrage

W	DANIELL Marcus VENUS Michael	NZL	6	3	[10]
	CABAL Juan-Sebastian FARAH Robert (3)	COL	3	6	[7]
Match duration: 1h33min			33min	42min	18min

Court	Court 4	Scoring Rule	Match tie-break
Chair Umpire	HUGHES Alison (GBR)	Match Code	MD303
Started	11:12	Finished	12:45

1st Set

Game	Serving	MD/MV	JC/RF
Game 1	Michael Venus	1	0
Game 2	Robert Farah	2	0
Game 3	Marcus Daniell	3	0
Game 4	Juan-Sebastian Cabal	3	1
Game 5	Michael Venus	4	1
Game 6	Robert Farah	4	2
Game 7	Marcus Daniell	5	2
Game 8	Juan-Sebastian Cabal	5	3
Game 9	Michael Venus	6	3

2nd Set

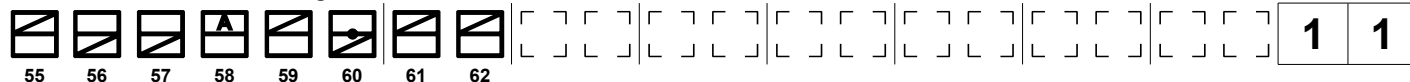
Game	Serving	MD/MV	JC/RF
Game 1	Robert Farah	0	1



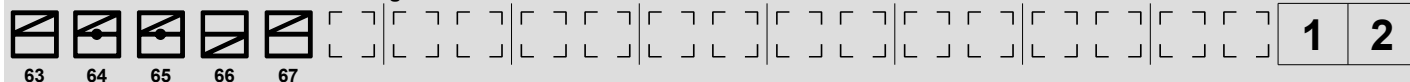
Scorecard

スコアカード / Feuille d'arbitrage

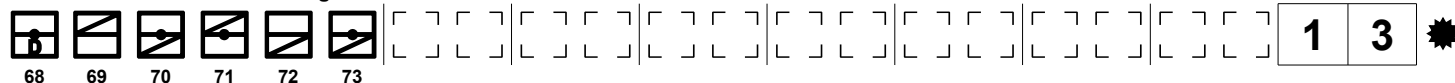
Game 2: Michael Venus Serving



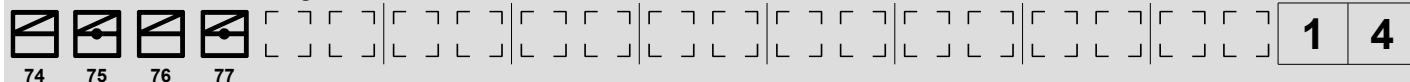
Game 3: Juan-Sebastian Cabal Serving



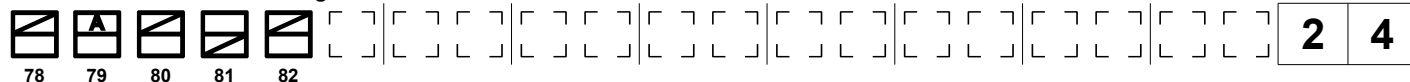
Game 4: Marcus Daniell Serving



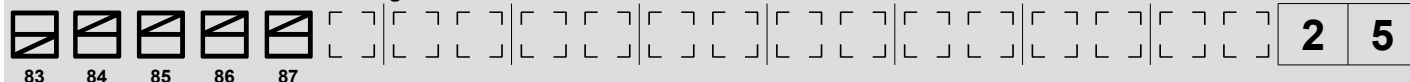
Game 5: Robert Farah Serving



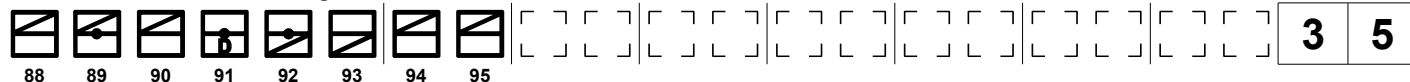
Game 6: Michael Venus Serving



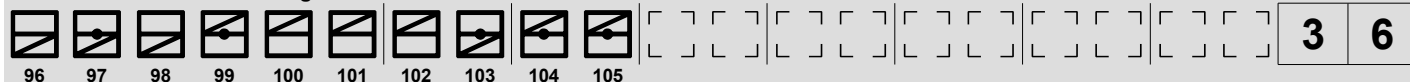
Game 7: Juan-Sebastian Cabal Serving



Game 8: Marcus Daniell Serving



Game 9: Robert Farah Serving

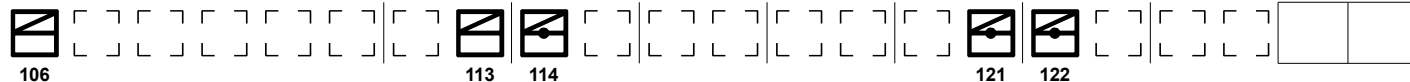


Match Tie-break

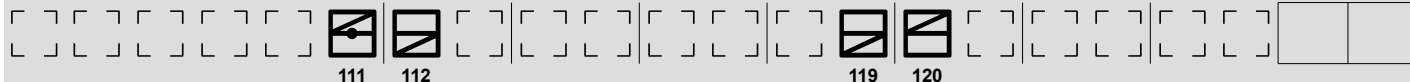
TB - Marcus Daniell



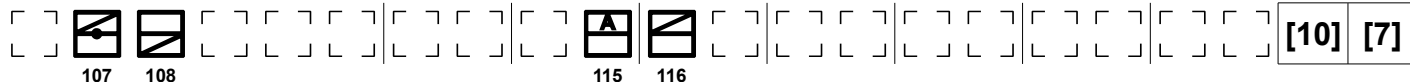
TB - Michael Venus



TB - Juan-Sebastian Cabal



TB - Robert Farah



Incidents Summary:

Code of Conduct Violation: 0
Time Violation: 0



Ariake Tennis Park

有明テニスの森
Parc de Tennis d'Ariake

WED 28 JUL 2021

Tennis

テニス / Tennis

Men's Doubles

男子ダブルス / Double hommes

Quarterfinals

準々決勝 / Quarts de finale



Scorecard

スコアカード / Feuille d'arbitrage

Legend:							
TB	Tie-break	W	Winner		Ace - 2nd serve		Double fault
	Point to receiver - 2nd serve		Point to server - 2nd serve		Ace - 1st serve		Point to receiver - 1st serve
	Point to server - 1st serve		Service Break				





Match Statistics

試合統計 / Statistiques du match

W	CILIC Marin DODIG Ivan	CRO	4	7	[10]
	MURRAY Andy SALISBURY Joe	GBR	6	6 (2)	[7]
Match duration: 2h17min			49min	72min	16min

Court 5

Chair Umpire: ABSOLU Manuel (FRA)

CILIC M/DODIG I				MURRAY A/SALISBURY J				
1 st Set	2 nd Set	Match Tie-break	Total		1 st Set	2 nd Set	Match Tie-break	Total
0	0	0	0	Total aces	2	3	0	5
2	2	0	4	Double faults	1	2	0	3
0	0	1	1	Service winners	0	0	0	0
18/32	30/46	7/8	55/86	1st serve	21/29	28/38	6/9	55/76
(56%)	(65%)	(88%)	(64%)		(72%)	(74%)	(67%)	(72%)
0	0	0	0	Aces on 1st serve	2	3	0	5
15/18	23/30	5/7	43/55	Points won on 1st serve	15/21	20/28	3/6	38/55
(83%)	(77%)	(71%)	(78%)		(71%)	(71%)	(50%)	(69%)
12/14	14/16	1/1	27/31	2nd Serve	7/8	8/10	3/3	18/21
(86%)	(88%)	(100%)	(87%)		(88%)	(80%)	(100%)	(86%)
0	0	0	0	Aces on 2nd Serve	0	0	0	0
6/14	7/16	1/1	14/31	Points won on 2nd serve	6/8	4/10	2/3	12/21
(43%)	(44%)	(100%)	(45%)		(75%)	(40%)	(67%)	(57%)
29	44	10	83	Total points won	32	40	7	79
8/29	14/38	4/9	26/76	Receiving points won	11/32	16/46	2/8	29/86
(28%)	(37%)	(44%)	(34%)		(34%)	(35%)	(25%)	(34%)
0/1	1/1	0/0	1/2	Break point conversions	1/3	1/2	0/0	2/5
(0%)	(100%)	(0%)	(50%)		(33%)	(50%)	(0%)	(40%)
5	13	1	19	Forehand winners	5	6	0	11
3	5	2	10	Backhand winners	4	4	2	10
3	12	1	16	Forced errors	10	16	2	28
16	13	4	33	Unforced errors	9	8	4	21

	1 st Set				2 nd Set							Match Tie-break															
Cilic/Dodig	*0	0*1	1*2	2*3	3*4	4	*1	1*2	2*2	2*3	4*5	5*6	6	7	0*1	*1	2	2*3	*4	5	6*7	*8	8	8*8	*9	9	10
Murray/Salisbury	1*2	2*3	3*4	4*5	5*6	0*1	1*2	3*4	4*4	4*5	5*6	6(2)	*1	1	2*2	*3	3	3*3	*3	3	3*4	*5	6	6*7	*7		

Note:
Total winners is the sum of total aces, service winners, forehand winners and backhand winners.

Legend:
W Winner * Server



Scorecard

スコアカード / Feuille d'arbitrage

W	CILIC Marin DODIG Ivan	CRO	4	7	[10]
	MURRAY Andy SALISBURY Joe	GBR	6	6 (2)	[7]
Match duration: 2h18min			49min	73min	16min

Court	Court 5	Scoring Rule	Match tie-break
Chair Umpire	ABSOLU Manuel (FRA)	Match Code	MD304
Started	12:44	Finished	15:03

1st Set

Game	Serving	MC/ID	AM/JS
Game 1	Ivan Dodig	0	1
Game 2	Andy Murray	0	2
Game 3	Marin Cilic	1	2
Game 4	Joe Salisbury	1	3
Game 5	Ivan Dodig	2	3
Game 6	Andy Murray	2	4
Game 7	Marin Cilic	3	4
Game 8	Joe Salisbury	3	5
Game 9	Ivan Dodig	4	5
Game 10	Andy Murray	4	6

2nd Set



Scorecard

スコアカード / Feuille d'arbitrage

Game	Serving	MC/ID	AM/JS
Game 1	Marin Cilic	1	0
Game 2	Joe Salisbury	1	1
Game 3	Ivan Dodig	2	1
Game 4	Andy Murray	2	2
Game 5	Marin Cilic	2	3
Game 6	Joe Salisbury	2	4
Game 7	Ivan Dodig	3	4
Game 8	Andy Murray	4	4
Game 9	Marin Cilic	5	4
Game 10	Joe Salisbury	5	5
Game 11	Ivan Dodig	6	5
Game 12	Andy Murray	6	6
TB - Marin Cilic		7	6
TB - Ivan Dodig			



Scorecard

スコアカード / Feuille d'arbitrage

TB - Andy Murray													MC/ID	AM/JS
<input type="checkbox"/>	<input type="checkbox"/>	<input type="checkbox"/>	<input type="checkbox"/>	<input type="checkbox"/>	<input type="checkbox"/>	<input checked="" type="checkbox"/>	<input checked="" type="checkbox"/>	<input type="checkbox"/>	<input type="checkbox"/>	<input type="checkbox"/>	<input type="checkbox"/>	<input type="checkbox"/>		
						142	143							

TB - Joe Salisbury													MC/ID	AM/JS
<input checked="" type="checkbox"/>	<input checked="" type="checkbox"/>	<input type="checkbox"/>	<input type="checkbox"/>	<input type="checkbox"/>	<input type="checkbox"/>	<input type="checkbox"/>	<input type="checkbox"/>	<input type="checkbox"/>	<input type="checkbox"/>	<input type="checkbox"/>	<input type="checkbox"/>	<input type="checkbox"/>	(7)	(2)
		138	139											

Match Tie-break

TB - Marin Cilic													MC/ID	AM/JS
<input checked="" type="checkbox"/>	<input checked="" type="checkbox"/>	<input type="checkbox"/>	<input type="checkbox"/>	<input type="checkbox"/>	<input type="checkbox"/>	<input checked="" type="checkbox"/>	<input checked="" type="checkbox"/>	<input type="checkbox"/>	<input type="checkbox"/>	<input type="checkbox"/>	<input type="checkbox"/>	<input type="checkbox"/>		
		147	148			155	156							

TB - Ivan Dodig													MC/ID	AM/JS
<input type="checkbox"/>	<input type="checkbox"/>	<input type="checkbox"/>	<input type="checkbox"/>	<input type="checkbox"/>	<input type="checkbox"/>	<input checked="" type="checkbox"/>	<input checked="" type="checkbox"/>	<input type="checkbox"/>	<input type="checkbox"/>	<input type="checkbox"/>	<input type="checkbox"/>	<input type="checkbox"/>		
						151	152			159	160			

TB - Andy Murray													MC/ID	AM/JS
<input checked="" type="checkbox"/>	<input type="checkbox"/>	<input type="checkbox"/>	<input type="checkbox"/>	<input type="checkbox"/>	<input type="checkbox"/>	<input checked="" type="checkbox"/>	<input checked="" type="checkbox"/>	<input type="checkbox"/>	<input type="checkbox"/>	<input checked="" type="checkbox"/>	<input checked="" type="checkbox"/>	<input type="checkbox"/>		
		146				153	154			161	162			

TB - Joe Salisbury													MC/ID	AM/JS
<input type="checkbox"/>	<input type="checkbox"/>	<input checked="" type="checkbox"/>	<input checked="" type="checkbox"/>	<input type="checkbox"/>	<input type="checkbox"/>	<input checked="" type="checkbox"/>	<input checked="" type="checkbox"/>	<input type="checkbox"/>	<input type="checkbox"/>	<input type="checkbox"/>	<input type="checkbox"/>	<input type="checkbox"/>	[10]	[7]
		149	150			157	158							

Incidents Summary:

Code of Conduct Violation: 0

Time Violation: 4

Time Violation on MURRAY, Andy (GBR) /SALISBURY, Joe (GBR) in Set 1, Game 6, Point 4 at 13:14 on 28 July 2021

Time Violation on CILIC, Marin (CRO) /DODIG, Ivan (CRO) in Set 2, Game 9, Point 7 at 14:22 on 28 July 2021

Time Violation on MURRAY, Andy (GBR) /SALISBURY, Joe (GBR) in Set 2, Game 10, Point 5 at 14:28 on 28 July 2021

Time Violation on MURRAY, Andy (GBR) /SALISBURY, Joe (GBR) in Set 3, Game 1, Point 7 at 14:56 on 28 July 2021

Legend:	TB Tie-break	W Winner	<input checked="" type="checkbox"/>	<input checked="" type="checkbox"/>
<input checked="" type="checkbox"/>	<input checked="" type="checkbox"/>	<input checked="" type="checkbox"/>	<input checked="" type="checkbox"/>	
*	Service Break			



Match Statistics

試合統計 / Statistiques du match

W	MEKTIC Nikola PAVIC Mate (1)	CRO	6	6
	KRAJICEK Austin SANDGREN Tennys	USA	4	4
Match duration: 1h21min			38min	43min

Court 3

Chair Umpire: ABSOLU Manuel (FRA)

MEKTIC N/PAVIC M (1)				KRAJICEK A/SANDGREN T				
1 st Set	2 nd Set	Match Tie-break	Total		1 st Set	2 nd Set	Match Tie-break	Total
1	7		8	Total aces	5	3		8
1	0		1	Double faults	2	1		3
0	0		0	Service winners	1	0		1
17/25	26/34		43/59	1st serve	29/38	22/34		51/72
(68%)	(76%)		(73%)	Aces on 1st serve	(76%)	(65%)		(71%)
1	7		8	Points won on 1st serve	5	3		8
16/17	19/26		35/43	2nd Serve	21/29	15/22		36/51
(94%)	(73%)		(81%)	Aces on 2nd Serve	(72%)	(68%)		(71%)
7/8	8/8		15/16	Points won on 2nd serve	7/9	11/12		18/21
(88%)	(100%)		(94%)	Total points won	(78%)	(92%)		(86%)
0	0		0	Receiving points won	0	0		0
4/8	4/8		8/16	Break point conversions	2/9	6/12		8/21
(50%)	(50%)		(50%)		(22%)	(50%)		(38%)
35	36		71		28	32		60
15/38	13/34		28/72	Forehand winners	5/25	11/34		16/59
(39%)	(38%)		(39%)	Backhand winners	(20%)	(32%)		(27%)
1/5	1/3		2/8	Forced errors	0/0	0/0		0/0
(20%)	(33%)		(25%)	Unforced errors	(0%)	(0%)		(0%)
6	12		18		4	7		11
3	3		6		3	6		9
11	12		23		17	11		28
4	4		8		8	3		11

	1 st Set					2 nd Set								
Mektic/Pavic (1)	0*	1	2*	3*	4	5	6	0*	1	2*	3*	4	5	6
Krajicek/Sandgren	*1	1*	1*	2	2*	3	4	*1	1*	1*	2	2*	3	4













































































































































Note:
Total winners is the sum of total aces, service winners, forehand winners and backhand winners.

Legend:
W Winner * Server



Scorecard

スコアカード / Feuille d'arbitrage

Game 1: Tennys Sandgren Serving														NM/MP	AK/TS
														0	1
64	65	66	67	68	69	70	71								
Game 2: Nikola Mektic Serving														NM/MP	AK/TS
														1	1
72	73	74	75	76	77	78	79	80	81						
Game 3: Austin Krajicek Serving														NM/MP	AK/TS
														2	1
82	83	84	85	86	87	88	89	90	91						
Game 4: Mate Pavic Serving														NM/MP	AK/TS
														3	1
92	93	94	95	96											
Game 5: Tennys Sandgren Serving														NM/MP	AK/TS
														3	2
97	98	99	100	101											
Game 6: Nikola Mektic Serving														NM/MP	AK/TS
														4	2
102	103	104	105	106											
Game 7: Austin Krajicek Serving														NM/MP	AK/TS
														4	3
107	108	109	110	111	112										
Game 8: Mate Pavic Serving														NM/MP	AK/TS
														5	3
113	114	115	116	117	118	119	120								
Game 9: Tennys Sandgren Serving														NM/MP	AK/TS
														5	4
121	122	123	124	125											
Game 10: Nikola Mektic Serving														NM/MP	AK/TS
														6	4
126	127	128	129	130	131										

Incidents Summary:

Code of Conduct Violation: 0
Time Violation: 0



Ariake Tennis Park

有明テニスの森
Parc de Tennis d'Ariake

THU 29 JUL 2021

Tennis

テニス / Tennis

Men's Doubles

男子ダブルス / Double hommes

Semifinals

準決勝 / Demi-finales



Scorecard

スコアカード / Feuille d'arbitrage

Legend:							
W	Winner		Double fault		Point to receiver - 2nd serve		Point to server - 2nd serve
	Ace - 1st serve		Point to receiver - 1st serve		Point to server - 1st serve		Service Break





Match Statistics

試合統計 / Statistiques du match

	DANIELL Marcus VENUS Michael	NZL	2	2
W	CILIC Marin DODIG Ivan	CRO	6	6
Match duration: 1h15min			35min	40min

Court 2

Chair Umpire: RAMOS Carlos (POR)

DANIELL M/VENUS M				CILIC M/DODIG I				
1 st Set	2 nd Set	Match Tie-break	Total		1 st Set	2 nd Set	Match Tie-break	Total
3	1		4	Total aces	2	5		7
4	1		5	Double faults	1	2		3
1	0		1	Service winners	1	1		2
19/30	18/23		37/53	1st serve	16/20	16/26		32/46
(63%)	(78%)		(70%)	Aces on 1st serve	(80%)	(62%)		(70%)
3	1		4	Points won on 1st serve	2	5		7
11/19	10/18		21/37	2nd Serve	14/16	13/16		27/32
(58%)	(56%)		(57%)	Aces on 2nd Serve	(88%)	(81%)		(84%)
7/11	4/5		11/16	Points won on 2nd serve	3/4	8/10		11/14
(64%)	(80%)		(69%)	Total points won	(75%)	(80%)		(79%)
0	0		0	Receiving points won	0	0		0
5/11	1/5		6/16	Break point conversions	2/4	5/10		7/14
(45%)	(20%)		(38%)	Forehand winners	(50%)	(50%)		(50%)
20	19		39	Backhand winners	30	30		60
4/20	8/26		12/46	Forced errors	14/30	12/23		26/53
(20%)	(31%)		(26%)	Unforced errors	(47%)	(52%)		(49%)
0/0	0/2		0/2		2/4	2/3		4/7
(0%)	(0%)		(0%)		(50%)	(67%)		(57%)
1	2		3		4	8		12
1	3		4		5	3		8
13	9		22		12	9		21
5	4		9		2	4		6

	1 st Set					2 nd Set				
Daniell/Venus	*1	1*2	2*2	2*2	2	*0	0*0	0*1	1*2	2
Cilic/Dodig	0	*1	1*2	3*4	5*6	1*2	3*4	4*5	5*6	

Note:

Total winners is the sum of total aces, service winners, forehand winners and backhand winners.

Legend:

W Winner * Server



Scorecard

スコアカード / Feuille d'arbitrage

	DANIELL Marcus VENUS Michael	NZL	2	2
W	CILIC Marin DODIG Ivan	CRO	6	6
Match duration: 1h15min			35min	40min

Court	Court 2	Scoring Rule	Match tie-break
Chair Umpire	RAMOS Carlos (POR)	Match Code	MD402
Started	15:08	Finished	16:24

1st Set

Game	Serving	MD/MV	MC/ID
Game 1	Michael Venus	1	0
Game 2	Marin Cilic	1	1
Game 3	Marcus Daniell	2	1
Game 4	Ivan Dodig	2	2
Game 5	Michael Venus	2	3
Game 6	Marin Cilic	2	4
Game 7	Marcus Daniell	2	5
Game 8	Ivan Dodig	2	6

2nd Set

Game	Serving	MD/MV	MC/ID
Game 1	Michael Venus	0	1
Game 2	Marin Cilic	0	2



Scorecard

スコアカード / Feuille d'arbitrage

Game	Serving	MD/MV	MC/ID
Game 3: Marcus Daniell	Serving	0	3
Game 4: Ivan Dodig	Serving	0	4
Game 5: Michael Venus	Serving	1	4
Game 6: Marin Cilic	Serving	1	5
Game 7: Marcus Daniell	Serving	2	5
Game 8: Ivan Dodig	Serving	2	6

Incidents Summary:
Code of Conduct Violation: 0
Time Violation: 0

Legend:			
W	Winner	☒	Double fault
☒	Ace - 1st serve	☒	Point to receiver - 1st serve
		☒	Point to receiver - 2nd serve
		☒	Point to server - 1st serve
		☒	Point to server - 2nd serve
		☒	Service Break



Match Statistics

試合統計 / Statistiques du match

	KRAJICEK Austin SANDGREN Tennys	USA	6 (3)	2
W	DANIELL Marcus VENUS Michael	NZL	7	6
Match duration: 1h47min			58min	49min

Court 1

Chair Umpire: BLOM John (AUS)

KRAJICEK A/SANDGREN T				DANIELL M/VENUS M				
1 st Set	2 nd Set	Match Tie-break	Total		1 st Set	2 nd Set	Match Tie-break	Total
4	2		6	Total aces	4	1		5
1	3		4	Double faults	1	0		1
1	0		1	Service winners	0	0		0
33/49	18/35		51/84	1st serve	27/38	19/32		46/70
(67%)	(51%)		(61%)	Aces on 1st serve	3	1		4
4	2		6	Points won on 1st serve	21/27	13/19		34/46
26/33	11/18		37/51	2nd Serve	10/11	13/13		23/24
(79%)	(61%)		(73%)	Aces on 2nd Serve	1	0		1
15/16	14/17		29/33	Points won on 2nd serve	9/11	7/13		16/24
(94%)	(82%)		(88%)	Total points won	48	39		87
0	0		0	Receiving points won	18/49	19/35		37/84
5/16	5/17		10/33	Break point conversions	0/3	2/6		2/9
(31%)	(29%)		(30%)	Forehand winners	9	10		19
39	28		67	Backhand winners	6	7		13
8/38	12/32		20/70	Forced errors	13	11		24
(21%)	(38%)		(29%)	Unforced errors	5	5		10
0/0	0/3		0/3					
(0%)	(0%)		(0%)					

	1 st Set						2 nd Set						
Krajicek/Sandgren	*1	1*2	2*3	3*4	4*5	5*6	6(3)	0*0	0*1	1*2	2*2		
Daniell/Venus	0	*1	1*2	2*3	3*4	4*5	5*6	7	*1	2*3	3*4	4*5	6

Note:
Total winners is the sum of total aces, service winners, forehand winners and backhand winners.

Legend:
W Winner * Server



Scorecard

スコアカード / Feuille d'arbitrage

	KRAJICEK Austin SANDGREN Tennys	USA	6 (3)	2
W	DANIELL Marcus VENUS Michael	NZL	7	6
Match duration: 1h48min			59min	49min

Court	Court 1	Scoring Rule	Match tie-break
Chair Umpire	BLOM John (AUS)	Match Code	MD502
Started	15:08	Finished	16:56

1st Set

Game	Serving	AK/TS	MD/MV
Game 1	Tennys Sandgren	1	0
Game 2	Michael Venus	1	1
Game 3	Austin Krajicek	2	1
Game 4	Marcus Daniell	2	2
Game 5	Tennys Sandgren	3	2
Game 6	Michael Venus	3	3
Game 7	Austin Krajicek	4	3
Game 8	Marcus Daniell	4	4
Game 9	Tennys Sandgren	5	4
Game 10	Michael Venus	5	5



Scorecard

スコアカード / Feuille d'arbitrage

Game 11: Austin Krajicek Serving AK/TS MD/MV

60	61	62	63	64	65	66	67	68	69	70	71	72	73	74	75	76	77	78	79	80	81	82	83	84	85	86	87	88	89	90	91	92	93	94	95	96	97	98	99	100	101	102	103	104	105	106	107	108	109	110	111	112	113	114	115	116	117	118	119	120	121	122	123	124	125	126	127	128	129	130	131	132	133	134	135	136	137	138	139	140	141	142	143	144	145	146	147	148	149	150	151	152	153	154	6	5
----	----	----	----	----	----	----	----	----	----	----	----	----	----	----	----	----	----	----	----	----	----	----	----	----	----	----	----	----	----	----	----	----	----	----	----	----	----	----	----	-----	-----	-----	-----	-----	-----	-----	-----	-----	-----	-----	-----	-----	-----	-----	-----	-----	-----	-----	-----	-----	-----	-----	-----	-----	-----	-----	-----	-----	-----	-----	-----	-----	-----	-----	-----	-----	-----	-----	-----	-----	-----	-----	-----	-----	-----	-----	-----	-----	-----	-----	-----	-----	-----	-----	---	---

Game 12: Marcus Daniell Serving AK/TS MD/MV

70	71	72	73	74	75	76	77	78	79	80	81	82	83	84	85	86	87	88	89	90	91	92	93	94	95	96	97	98	99	100	101	102	103	104	105	106	107	108	109	110	111	112	113	114	115	116	117	118	119	120	121	122	123	124	125	126	127	128	129	130	131	132	133	134	135	136	137	138	139	140	141	142	143	144	145	146	147	148	149	150	151	152	153	154	6	6
----	----	----	----	----	----	----	----	----	----	----	----	----	----	----	----	----	----	----	----	----	----	----	----	----	----	----	----	----	----	-----	-----	-----	-----	-----	-----	-----	-----	-----	-----	-----	-----	-----	-----	-----	-----	-----	-----	-----	-----	-----	-----	-----	-----	-----	-----	-----	-----	-----	-----	-----	-----	-----	-----	-----	-----	-----	-----	-----	-----	-----	-----	-----	-----	-----	-----	-----	-----	-----	-----	-----	-----	-----	-----	-----	---	---

TB - Austin Krajicek AK/TS MD/MV

81	82	83	84	85	86	87	88	89	90	91	92	93	94	95	96	97	98	99	100	101	102	103	104	105	106	107	108	109	110	111	112	113	114	115	116	117	118	119	120	121	122	123	124	125	126	127	128	129	130	131	132	133	134	135	136	137	138	139	140	141	142	143	144	145	146	147	148	149	150	151	152	153	154	6	7
----	----	----	----	----	----	----	----	----	----	----	----	----	----	----	----	----	----	----	-----	-----	-----	-----	-----	-----	-----	-----	-----	-----	-----	-----	-----	-----	-----	-----	-----	-----	-----	-----	-----	-----	-----	-----	-----	-----	-----	-----	-----	-----	-----	-----	-----	-----	-----	-----	-----	-----	-----	-----	-----	-----	-----	-----	-----	-----	-----	-----	-----	-----	-----	-----	-----	-----	-----	---	---

TB - Tennys Sandgren AK/TS MD/MV

78	79	80	81	82	83	84	85	86	87	88	89	90	91	92	93	94	95	96	97	98	99	100	101	102	103	104	105	106	107	108	109	110	111	112	113	114	115	116	117	118	119	120	121	122	123	124	125	126	127	128	129	130	131	132	133	134	135	136	137	138	139	140	141	142	143	144	145	146	147	148	149	150	151	152	153	154		
----	----	----	----	----	----	----	----	----	----	----	----	----	----	----	----	----	----	----	----	----	----	-----	-----	-----	-----	-----	-----	-----	-----	-----	-----	-----	-----	-----	-----	-----	-----	-----	-----	-----	-----	-----	-----	-----	-----	-----	-----	-----	-----	-----	-----	-----	-----	-----	-----	-----	-----	-----	-----	-----	-----	-----	-----	-----	-----	-----	-----	-----	-----	-----	-----	-----	-----	-----	-----	-----	--	--

TB - Marcus Daniell AK/TS MD/MV

83	84	85	86	87	88	89	90	91	92	93	94	95	96	97	98	99	100	101	102	103	104	105	106	107	108	109	110	111	112	113	114	115	116	117	118	119	120	121	122	123	124	125	126	127	128	129	130	131	132	133	134	135	136	137	138	139	140	141	142	143	144	145	146	147	148	149	150	151	152	153	154		
----	----	----	----	----	----	----	----	----	----	----	----	----	----	----	----	----	-----	-----	-----	-----	-----	-----	-----	-----	-----	-----	-----	-----	-----	-----	-----	-----	-----	-----	-----	-----	-----	-----	-----	-----	-----	-----	-----	-----	-----	-----	-----	-----	-----	-----	-----	-----	-----	-----	-----	-----	-----	-----	-----	-----	-----	-----	-----	-----	-----	-----	-----	-----	-----	-----	-----	--	--

TB - Michael Venus AK/TS MD/MV

79	80	81	82	83	84	85	86	87	88	89	90	91	92	93	94	95	96	97	98	99	100	101	102	103	104	105	106	107	108	109	110	111	112	113	114	115	116	117	118	119	120	121	122	123	124	125	126	127	128	129	130	131	132	133	134	135	136	137	138	139	140	141	142	143	144	145	146	147	148	149	150	151	152	153	154	(3)	(7)
----	----	----	----	----	----	----	----	----	----	----	----	----	----	----	----	----	----	----	----	----	-----	-----	-----	-----	-----	-----	-----	-----	-----	-----	-----	-----	-----	-----	-----	-----	-----	-----	-----	-----	-----	-----	-----	-----	-----	-----	-----	-----	-----	-----	-----	-----	-----	-----	-----	-----	-----	-----	-----	-----	-----	-----	-----	-----	-----	-----	-----	-----	-----	-----	-----	-----	-----	-----	-----	-----	-----

2nd Set

Game 1: Michael Venus Serving AK/TS MD/MV

88	89	90	91	92	93	94	95	96	97	98	99	100	101	102	103	104	105	106	107	108	109	110	111	112	113	114	115	116	117	118	119	120	121	122	123	124	125	126	127	128	129	130	131	132	133	134	135	136	137	138	139	140	141	142	143	144	145	146	147	148	149	150	151	152	153	154	0	1
----	----	----	----	----	----	----	----	----	----	----	----	-----	-----	-----	-----	-----	-----	-----	-----	-----	-----	-----	-----	-----	-----	-----	-----	-----	-----	-----	-----	-----	-----	-----	-----	-----	-----	-----	-----	-----	-----	-----	-----	-----	-----	-----	-----	-----	-----	-----	-----	-----	-----	-----	-----	-----	-----	-----	-----	-----	-----	-----	-----	-----	-----	-----	---	---

Game 2: Tennys Sandgren Serving AK/TS MD/MV

94	95	96	97	98	99	100	101	102	103	104	105	106	107	108	109	110	111	112	113	114	115	116	117	118	119	120	121	122	123	124	125	126	127	128	129	130	131	132	133	134	135	136	137	138	139	140	141	142	143	144	145	146	147	148	149	150	151	152	153	154	0	2
----	----	----	----	----	----	-----	-----	-----	-----	-----	-----	-----	-----	-----	-----	-----	-----	-----	-----	-----	-----	-----	-----	-----	-----	-----	-----	-----	-----	-----	-----	-----	-----	-----	-----	-----	-----	-----	-----	-----	-----	-----	-----	-----	-----	-----	-----	-----	-----	-----	-----	-----	-----	-----	-----	-----	-----	-----	-----	-----	---	---

Game 3: Marcus Daniell Serving AK/TS MD/MV

99	100	101	102	103	104	105	106	107	108	109	110	111	112	113	114	115	116	117	118	119	120	121	122	123	124	125	126	127	128	129	130	131	132	133	134	135	136	137	138	139	140	141	142	143	144	145	146	147	148	149	150	151	152	153	154	0	3
----	-----	-----	-----	-----	-----	-----	-----	-----	-----	-----	-----	-----	-----	-----	-----	-----	-----	-----	-----	-----	-----	-----	-----	-----	-----	-----	-----	-----	-----	-----	-----	-----	-----	-----	-----	-----	-----	-----	-----	-----	-----	-----	-----	-----	-----	-----	-----	-----	-----	-----	-----	-----	-----	-----	-----	---	---

Game 4: Austin Krajicek Serving AK/TS MD/MV

109	110	111	112	113	114	115	116	117	118	119	120	121	122	123	124	125	126	127	128	129	130	131	132	133	134	135	136	137	138	139	140	141	142	143	144	145	146	147	148	149	150	151	152	153	154	1	3
-----	-----	-----	-----	-----	-----	-----	-----	-----	-----	-----	-----	-----	-----	-----	-----	-----	-----	-----	-----	-----	-----	-----	-----	-----	-----	-----	-----	-----	-----	-----	-----	-----	-----	-----	-----	-----	-----	-----	-----	-----	-----	-----	-----	-----	-----	---	---

Game 5: Michael Venus Serving AK/TS MD/MV

125	126	127	128	129	130	131	132	133	134	135	136	137	138	139	140	141	142	143	144	145	146	147	148	149	150	151	152	153	154	1	4
-----	-----	-----	-----	-----	-----	-----	-----	-----	-----	-----	-----	-----	-----	-----	-----	-----	-----	-----	-----	-----	-----	-----	-----	-----	-----	-----	-----	-----	-----	---	---

Game 6: Tennys Sandgren Serving AK/TS MD/MV

135	136	137	138	139	140	141	142	143	144	145	146	147	148	149	150	151	152	153	154	2	4
-----	-----	-----	-----	-----	-----	-----	-----	-----	-----	-----	-----	-----	-----	-----	-----	-----	-----	-----	-----	---	---

Game 7: Marcus Daniell Serving AK/TS MD/MV

145	146	147	148	149	150	151	152	153	154	155	156	157	158	159	160	161	162	163	164	165	166	167	168	169	170	171	172	173	174	175	176	177	178	179	180	181	182	183	184	185	186	187	188	189	190	191	192	193	194	195	196	197	198	199	200	201	202	203	204	205	206	207	208	209	210	211	212	213	214	215	216	217	218	219	220	221	222	223	224	225	226	227	228	229	230	231	232	233	234	235	236	237	238	239	240	241	242	243	244	245	246	247	248	249	250	2	5
-----	-----	-----	-----	-----	-----	-----	-----	-----	-----	-----	-----	-----	-----	-----	-----	-----	-----	-----	-----	-----	-----	-----	-----	-----	-----	-----	-----	-----	-----	-----	-----	-----	-----	-----	-----	-----	-----	-----	-----	-----	-----	-----	-----	-----	-----	-----	-----	-----	-----	-----	-----	-----	-----	-----	-----	-----	-----	-----	-----	-----	-----	-----	-----	-----	-----	-----	-----	-----	-----	-----	-----	-----	-----	-----	-----	-----	-----	-----	-----	-----	-----	-----	-----	-----	-----	-----	-----	-----	-----	-----	-----	-----	-----	-----	-----	-----	-----	-----	-----	-----	-----	-----	-----	-----	-----	---	---

Game 8: Austin Krajicek Serving AK/TS MD/MV

151	152	153	154	155	156	157	158	159	160	161	162	163	164	165	166	167	168	169	170	171	172	173	174	175	176	177	178	179	180	181	182	183	184	185	186	187	188	189	190	191	192	193	194	195	196	197	198	199	200	201	202	203	204	205	206	207	208	209	210	211	212	213	214	215	216	217	218	219	220	221	222	223	224	225	226	227	228	229	230	231	232	233	234	235	236	237	238	239	240	241	242	243	244	245	246	247	248	249	250	2	6
-----	-----	-----	-----	-----	-----	-----	-----	-----	-----	-----	-----	-----	-----	-----	-----	-----	-----	-----	-----	-----	-----	-----	-----	-----	-----	-----	-----	-----	-----	-----	-----	-----	-----	-----	-----	-----	-----	-----	-----	-----	-----	-----	-----	-----	-----	-----	-----	-----	-----	-----	-----	-----	-----	-----	-----	-----	-----	-----	-----	-----	-----	-----	-----	-----	-----	-----	-----	-----	-----	-----	-----	-----	-----	-----	-----	-----	-----	-----	-----	-----	-----	-----	-----	-----	-----	-----	-----	-----	-----	-----	-----	-----	-----	-----	-----	-----	-----	-----	-----	---	---





Ariake Tennis Park

有明テニスの森
Parc de Tennis d'Ariake

FRI 30 JUL 2021

Tennis
テニス / Tennis

Men's Doubles

男子ダブルス / Double hommes

Bronze Medal Match

3位決定戦 / Match pour la médaille de bronze



Scorecard

スコアカード / Feuille d'arbitrage

Incidents Summary:

Code of Conduct Violation: 1

Code Violation on KRAJICEK, Austin (USA) /SANDGREN, Tennys (USA) in Set 2, Game 3, Point 10 at 16:24 on 30 July 2021

Time Violation: 1

Time Violation on KRAJICEK, Austin (USA) /SANDGREN, Tennys (USA) in Set 1, Game 3, Point 4 at 15:19 on 30 July 2021

Legend:							
TB	Tie-break	W	Winner		Ace - 2nd serve		Double fault
	Point to receiver - 2nd serve		Point to server - 2nd serve		Ace - 1st serve		Point to receiver - 1st serve
	Point to server - 1st serve		Service Break				



Match Statistics

試合統計 / Statistiques du match

W	MEKTIC Nikola PAVIC Mate (1)	CRO	6	3	[10]
	CILIC Marin DODIG Ivan	CRO	4	6	[6]
Match duration: 1h36min			46min	37min	13min

Centre Court

Chair Umpire: DUMUSOIS Damien (FRA)

MEKTIC N/PAVIC M (1)					CILIC M/DODIG I			
1 st Set	2 nd Set	Match Tie-break	Total		1 st Set	2 nd Set	Match Tie-break	Total
1	2	0	3	Total aces	0	2	0	2
1	0	0	1	Double faults	2	2	0	4
1	0	0	1	Service winners	0	0	0	0
19/32	10/20	7/8	36/60	1st serve	25/38	14/28	7/8	46/74
(59%)	(50%)	(88%)	(60%)	Aces on 1st serve	(66%)	(50%)	(88%)	(62%)
1	2	0	3	Points won on 1st serve	0	2	0	2
14/19	9/10	4/7	27/36	2nd Serve	17/25	11/14	3/7	31/46
(74%)	(90%)	(57%)	(75%)	Aces on 2nd Serve	(68%)	(79%)	(43%)	(67%)
12/13	10/10	1/1	23/24	Points won on 2nd serve	11/13	12/14	1/1	24/28
(92%)	(100%)	(100%)	(96%)	Total points won	(85%)	(86%)	(100%)	(86%)
0	0	0	0	Receiving points won	0	0	0	0
8/13	5/10	1/1	14/24	Break point conversions	6/13	10/14	0/1	16/28
(62%)	(50%)	(100%)	(58%)	Forehand winners	(46%)	(71%)	(0%)	(57%)
37	21	10	68	Backhand winners	33	27	6	66
15/38	7/28	5/8	27/74	Forced errors	10/32	6/20	3/8	19/60
(39%)	(25%)	(63%)	(36%)	Unforced errors	(31%)	(30%)	(38%)	(32%)
1/6	0/0	0/0	1/6		0/0	1/1	0/0	1/1
(17%)	(0%)	(0%)	(17%)		(0%)	(100%)	(0%)	(100%)
10	2	4	16		7	9	1	17
1	3	1	5		1	1	1	3
19	12	3	34		14	7	4	25
4	3	1	8		7	7	1	15

	1 st Set					2 nd Set					Match Tie-break																							
Mektic/Pavic (1)	1*	2	2*	3	3*	4	4*	5	5*	6	0*	1	1*	2	2*	3	3*	3	*1	2	3*	4	*5	6	6	*7	*7	7	8	*8	*8	8	9	*10
Cilic/Dodig	*0	0	*1	1*	2	2*	3	3*	4	4	*1	1*	2	2*	3	4	*5	5*	6	0*	0	0	*0	*1	1	2*	*3	*3	4	5	*6	*6	6	

Note:
Total winners is the sum of total aces, service winners, forehand winners and backhand winners.

Legend:
W Winner * Server



Scorecard

スコアカード / Feuille d'arbitrage

W	MEKTIC Nikola PAVIC Mate (1)	CRO	6	3	[10]
	CILIC Marin DODIG Ivan	CRO	4	6	[6]
Match duration: 1h36min			46min	37min	13min

Court	Centre Court	Scoring Rule	Match tie-break
Chair Umpire	DUMUSOIS Damien (FRA)	Match Code	MD501
Started	19:10	Finished	20:46

1st Set

Game 1: Marin Cilic Serving													NM/MP	MC/ID	
1	2	3	4	5	6								1	0	★
Game 2: Mate Pavic Serving													NM/MP	MC/ID	
7	8	9	10	11	12	13	14	15	16				2	0	
Game 3: Ivan Dodig Serving													NM/MP	MC/ID	
17	18	19	20	21	22	23	24	25	26	27	28		2	1	
Game 4: Nikola Mektic Serving													NM/MP	MC/ID	
29	30	31	32	33									3	1	
Game 5: Marin Cilic Serving													NM/MP	MC/ID	
34	35	36	37	38	39	40	41						3	2	
Game 6: Mate Pavic Serving													NM/MP	MC/ID	
42	43	44	45	46	47								4	2	
Game 7: Ivan Dodig Serving													NM/MP	MC/ID	
48	49	50	51	52	53	54	55						4	3	
Game 8: Nikola Mektic Serving													NM/MP	MC/ID	
56	57	58	59	60	61								5	3	
Game 9: Marin Cilic Serving													NM/MP	MC/ID	
62	63	64	65										5	4	
Game 10: Mate Pavic Serving													NM/MP	MC/ID	
66	67	68	69	70									6	4	

2nd Set



Scorecard

スコアカード / Feuille d'arbitrage

Game	Serving	Game 1-5	Game 6-9	NM/MP	MC/ID
Game 1: Ivan Dodig	Serving	71 72 73 74 75		0	1
Game 2: Nikola Mektic	Serving	76 77 78 79		1	1
Game 3: Marin Cilic	Serving	80 81 82 83 84		1	2
Game 4: Mate Pavic	Serving	85 86 87 88 89		2	2
Game 5: Ivan Dodig	Serving	90 91 92 93 94 95 96 97		2	3
Game 6: Nikola Mektic	Serving	98 99 100 101 102 103		2	4
Game 7: Marin Cilic	Serving	104 105 106 107		2	5
Game 8: Mate Pavic	Serving	108 109 110 111 112		3	5
Game 9: Ivan Dodig	Serving	113 114 115 116 117 118		3	6
Match Tie-break					
TB - Nikola Mektic		122 123	130 131		
TB - Mate Pavic		119	126 127	134	
TB - Marin Cilic		120 121	128 129		
TB - Ivan Dodig		124 125	132 133	[10]	[6]



Ariake Tennis Park

有明テニスの森
Parc de Tennis d'Ariake

FRI 30 JUL 2021

Tennis

テニス / Tennis

Men's Doubles

男子ダブルス / Double hommes

Gold Medal Match

決勝戦 / Match pour la médaille d'or



Scorecard

スコアカード / Feuille d'arbitrage

Incidents Summary:

Code of Conduct Violation: 0
Time Violation: 0

Legend:							
TB	Tie-break	W	Winner		Double fault		Point to receiver - 2nd serve
	Point to server - 2nd serve		Ace - 1st serve		Point to receiver - 1st serve		Point to server - 1st serve
	Service Break						





Entry List by Event

種目ごとのエントリーリスト / Liste d'inscriptions par épreuve

As of THU 22 JUL 2021

Event Order	Ranking 19 JUL 2021	Name	NOC Code	Qualified Type	Seed
1	1	BARTY Ashleigh	AUS		1
2	2	OSAKA Naomi	JPN		2
3	3	SABALENKA Aryna	BLR		3
4	6	SVITOLINA Elina	UKR		4
5	7	PLISKOVA Karolina	CZE		5
6	8	SWIATEK Iga	POL		6
7	9	MUGURUZA Garbine	ESP		7
8	11	KREJCIKOVA Barbora	CZE		8
9	12	BENCIC Belinda	SUI		9
10	13	KVITOVA Petra	CZE		10
11	15	BRADY Jennifer	USA		11
12	17	MERTENS Elise	BEL		12
13	18	PAVLYUCHENKOVA Anastasia	ROC		13
14	19	SAKKARI Maria	GRE		14
15	20	RYBAKINA Elena	KAZ		15
16	21	BERTENS Kiki	NED		16
17	23	JABEUR Ons	TUN		
18	27	PEGULA Jessica	USA		
19	28	KONTAVEIT Anett	EST		
20	29	BADOSA Paula	ESP		
21	30	OSTAPENKO Jelena	LAT		
22	33	KUDERMETOVA Veronika	ROC		
23	34	ALEKSANDROVA Ekaterina	ROC		
24	35	PUTINTSEVA Yulia	KAZ		
25	36	RISKE Alison	USA		
26	38	PODOROSKA Nadia	ARG	ITF	
27	41	VONDROUSOVA Marketa	CZE		
28	45	LINETTE Magda	POL		
29	46	YASTREMSKA Dayana	UKR		
30	47	VEKIC Donna	CRO		
31	48	SORRIBES TORMO Sara	ESP		
32	49	WANG Qiang	CHN	ITF	
33	50	GOLUBIC Viktorija	SUI		
34	51	TOMLJANOVIC Ajla	AUS		
35	52	ZHENG Saisai	CHN		
36	53	SEVASTOVA Anastasija	LAT		
37	58	GIORGI Camila	ITA		
38	59	PETERSON Rebecca	SWE		
39	61	SIEGEMUND Laura	GER		
40	62	van UYTVANCK Alison	BEL		
41	63	MLADENOVIC Kristina	FRA		
42	64	FERRO Fiona	FRA		
43	66	CORNET Alize	FRA		
44	68	WATSON Heather	GBR		
45	72	FERNANDEZ Leylah Annie	CAN		
46	73	GARCIA Caroline	FRA		
47	77	HIBINO Nao	JPN		
48	79	OSORIO SERRANO Maria Camila	COL		
49	90	STOJANOVIC Nina	SRB		
50	92	PAOLINI Jasmine	ITA		
51	94	DOI Misaki	JPN		
52	99	DIYAS Zarina	KAZ		
53	104	ERRANI Sara	ITA	ITF	
54	118	SHERIF Maiar	EGY	ITF	
55	119	FRIEDSAM Anna-Lena	GER	ITF	
56	133	ZARAZUA Renata	MEX		
57	168	BUZARNESCU Mihaela	ROU	ITF	
58	186	STOSUR Samantha	AUS	ITF	
59	206	SUAREZ NAVARRO Carla	ESP		
60	210	BARTHEL Mona	GER		
61	217	CEPEDE ROYG Veronica	PAR	ITF	



Ariake Tennis Park

有明テニスの森
Parc de Tennis d'Ariake

Tennis
テニス / Tennis
Women's Singles
女子シングルス / Simple femmes



Entry List by Event

種目ごとのエントリーリスト / Liste d'inscriptions par épreuve

As of THU 22 JUL 2021

Event Order	Ranking 19 JUL 2021	Name	NOC Code	Qualified Type	Seed
62	305	VESNINA Elena	ROC		
63	309	JOROVIC Ivana	SRB		
64	454	SHVEDOVA Yaroslava	KAZ		

Legend:
ITF ITF Place



Draw
ドロー / Tableau
As of SAT 31 JUL 2021

Rank	1 st Round	Seed	NOC	2 nd Round	3 rd Round	Quarterfinals	Semifinals	Final
1	BARTY Ashleigh	(1)	AUS	SORRIBES TORMO S				
48	SORRIBES TORMO Sara		ESP	6-4 6-3	SORRIBES TORMO S			
64	FERRO Fiona		FRA	FERRO F	6-1 6-4			
53	SEVASTOVA Anastasija		LAT	2-6 6-4 6-2				
119	FRIEDSAM Anna-Lena (ITF)		GER	FRIEDSAM AL (ITF)				
68	WATSON Heather		GBR	7-6(5) 6-3				
104	ERRANI Sara (ITF)		ITA	PAVLYUCHENKOVA A (13)	6-1 6-1			
18	PAVLYUCHENKOVA Anastasia	(13)	ROC	6-0 6-1				
12	BENCIC Belinda	(9)	SUI	BENCIC B (9)				
27	PEGULA Jessica		USA	6-3 6-3	BENCIC B (9)			
94	DOI Misaki		JPN	DOI M	6-2 6-4			
133	ZARAZUA Renata		MEX	6-3 6-2				
72	FERNANDEZ Leylah Annie		CAN	FERNANDEZ LA				
46	YASTREMSKA Dayana		UKR	6-3 3-6 6-0	KREJCIKOVA B (8)			
99	DIYAS Zarina		KAZ	KREJCIKOVA B (8)	6-2 6-4			
11	KREJCIKOVA Barbora	(8)	CZE	5-2 RET				
3	SABALENKA Aryna	(3)	BLR	SABALENKA A (3)				
45	LINETTE Magda		POL	6-2 6-1	VEKIC D			
73	GARCIA Caroline		FRA	VEKIC D	6-4 3-6 7-6(3)			
47	VEKIC Donna		CRO	6-2 6-7(2) 6-3				
118	SHERIF Maiar (ITF)		EGY	PETERSON R				
59	PETERSON Rebecca		SWE	7-5 7-6(1)	RYBAKINA E (15)			
186	STOSUR Samantha (ITF)		AUS	RYBAKINA E (15)	6-2 6-3			
20	RYBAKINA Elena	(15)	KAZ	6-4 6-2				
13	KVITOVA Petra	(10)	CZE	KVITOVA P (10)				
92	PAOLINI Jasmine		ITA	6-4 6-3	van UYTVANCK A			
309	JOROVIC Ivana		SRB	van UYTVANCK A	5-7 6-3 6-0			
62	van UYTVANCK Alison		BEL	6-3 6-2				
217	CEPEDE ROYG Veronica (ITF)		PAR	WANG Q (ITF)				
49	WANG Qiang (ITF)		CHN	6-4 6-3	MUGURUZA G (7)			
33	KUDERMETOVA Veronika		ROC	MUGURUZA G (7)	6-3 6-0			
9	MUGURUZA Garbine	(7)	ESP	7-5 7-5				
7	PLISKOVA Karolina	(5)	CZE	PLISKOVA K (5)				
66	CORNET Alize		FRA	6-1 6-3	PLISKOVA K (5)			
206	SUAREZ NAVARRO Carla		ESP	SUAREZ NAVARRO C	6-3 6-7(0) 6-1			
23	JABEUR Ons		TUN	6-4 6-1				
30	OSTAPENKO Jelena		LAT	VESNINA E				
305	VESNINA Elena		ROC	6-4 6-7(2) 6-4	GIORGI C			
58	GIORGI Camila		ITA	GIORGI C	6-3 6-1			
15	BRADY Jennifer	(11)	USA	6-3 6-2				
19	SAKKARI Maria	(14)	GRE	SAKKARI M (14)				
28	KONTAVEIT Anett		EST	7-5 6-2	SAKKARI M (14)			
90	STOJANOVIC Nina		SRB	STOJANOVIC N	6-1 6-2			
77	HIBINO Nao		JPN	6-3 6-3				
454	SHVEDOVA Yaroslava		KAZ	TOMLJANOVIC A				
51	TOMLJANOVIC Ajla		AUS	7-5 3-2 RET	SVITOLINA E (4)			
61	SIEGEMUND Laura		GER	SVITOLINA E (4)	4-6 6-3 6-4			
6	SVITOLINA Elina	(4)	UKR	6-3 5-7 6-4				
8	SWIATEK Iga	(6)	POL	SWIATEK I (6)				
210	BARTHEL Mona		GER	6-2 6-2	BADOSA P			
29	BADOSA Paula		ESP	BADOSA P	6-3 7-6(4)			
63	MLADENOVIC Kristina		FRA	6-7(4) 6-3 6-0				
35	PUTINTSEVA Yulia		KAZ	PODOROSKA N (ITF)				
38	PODOROSKA Nadia (ITF)		ARG	7-6(4) 1-3 RET	PODOROSKA N (ITF)			
34	ALEKSANDROVA Ekaterina		ROC	ALEKSANDROVA E	6-1 6-3			
17	MERTENS Elise	(12)	BEL	4-6 6-4 6-4				
21	BERTENS Kiki	(16)	NED	VONDROUSOVA M				
41	VONDROUSOVA Marketa		CZE	6-4 3-6 6-4	VONDROUSOVA M			
168	BUZARNESCU Mihaela (ITF)		ROU	BUZARNESCU M (ITF)	6-1 6-2			
36	RISKE Alison		USA	6-7(0) 7-5 6-4				
79	OSORIO SERRANO Maria Camila		COL	GOLUBIC V				
50	GOLUBIC Viktorija		SUI	6-4 6-1	OSAKA N (2)			
52	ZHENG Saisai		CHN	OSAKA N (2)	6-3 6-2			
2	OSAKA Naomi	(2)	JPN	6-1 6-4				

Note:
Ranking as of 19 JUL 2021.

Legend:
ITF ITF Place RET Retired


Match Statistics

試合統計 / Statistiques du match

	BARTY Ashleigh (1)	AUS	4	3
W	SORRIBES TORMO Sara	ESP	6	6
Match duration: 1h34min			49min	45min

Centre Court

Chair Umpire: TOURTE Aurelie (FRA)

BARTY Ashleigh (1)				SORRIBES TORMO Sara				
1 st Set	2 nd Set	3 rd Set	Total		1 st Set	2 nd Set	3 rd Set	Total
1	3		4	Total aces	0	0		0
1	1		2	Double faults	0	1		1
0	0		0	Service winners	0	0		0
12/26	22/37		34/63	1st serve	30/39	23/25		53/64
(46%)	(59%)		(54%)		(77%)	(92%)		(83%)
1	3		4	Aces on 1st serve	0	0		0
8/12	12/22		20/34	Points won on 1st serve	18/30	15/23		33/53
(67%)	(55%)		(59%)		(60%)	(65%)		(62%)
13/14	14/15		27/29	2nd Serve	9/9	1/2		10/11
(93%)	(93%)		(93%)		(100%)	(50%)		(91%)
0	0		0	Aces on 2nd Serve	0	0		0
5/14	7/15		12/29	Points won on 2nd serve	5/9	0/2		5/11
(36%)	(47%)		(41%)		(56%)	(0%)		(45%)
29	29		58	Total points won	36	33		69
16/39	10/25		26/64	Receiving points won	13/26	18/37		31/63
(41%)	(40%)		(41%)		(50%)	(49%)		(49%)
1/5	1/4		2/9	Break point conversions	2/2	3/7		5/9
(20%)	(25%)		(22%)		(100%)	(43%)		(56%)
8	12		20	Forehand winners	4	0		4
4	2		6	Backhand winners	1	0		1
3	6		9	Forced errors	8	7		15
28	27		55	Unforced errors	8	5		13
7/10	4/11		11/21	Net points won	7/10	2/4		9/14
(70%)	(36%)		(52%)		(70%)	(50%)		(64%)

	1 st Set							2 nd Set						
BARTY Ashleigh (1)	*1	1*	1*	1*	2*	3*	4	*0	1*	2*	3*	3*	3*	3*
SORRIBES TORMO Sara	0*	1	2*	4*	4*	5*	5*	1*	1*	2*	2*	4*	5*	6

Note:
Total winners is the sum of total aces, service winners, forehand winners and backhand winners.

Legend:
W Winner * Server



Scorecard

スコアカード / Feuille d'arbitrage

	BARTY Ashleigh (1)	AUS	4	3
W	SORRIBES TORMO Sara	ESP	6	6
Match duration: 1h34min			49min	45min

Court	Centre Court	Scoring Rule	Three tie-break sets
Chair Umpire	TOURTE Aurelie (FRA)	Match Code	WS101
Started	11:08	Finished	12:42

1st Set

Game	Serving	AsBa	SaSo
Game 1	Ashleigh Barty	1	0
Game 2	Sara Sorribes Tormo	1	1
Game 3	Ashleigh Barty	1	2
Game 4	Sara Sorribes Tormo	1	3
Game 5	Ashleigh Barty	1	4
Game 6	Sara Sorribes Tormo	2	4
Game 7	Ashleigh Barty	3	4
Game 8	Sara Sorribes Tormo	3	5
Game 9	Ashleigh Barty	4	5
Game 10	Sara Sorribes Tormo	4	6

2nd Set



Scorecard

スコアカード / Feuille d'arbitrage

Game 1: Ashleigh Barty Serving														AsBa	SaSo	
														0	1	
66	67	68	69	70	71	72	73	74	75							
Game 2: Sara Sorribes Tormo Serving														AsBa	SaSo	
														1	1	
76	77	78	79	80	81											
Game 3: Ashleigh Barty Serving														AsBa	SaSo	
														2	1	
82	83	84	85	86												
Game 4: Sara Sorribes Tormo Serving														AsBa	SaSo	
														2	2	
87	88	89	90	91												
Game 5: Ashleigh Barty Serving														AsBa	SaSo	
														3	2	
92	93	94	95													
Game 6: Sara Sorribes Tormo Serving														AsBa	SaSo	
														3	3	
96	97	98	99	100	101	102	103									
Game 7: Ashleigh Barty Serving														AsBa	SaSo	
														3	4	
104	105	106	107	108	109	110	111	112	113							
Game 8: Sara Sorribes Tormo Serving														AsBa	SaSo	
														3	5	
114	115	116	117	118	119											
Game 9: Ashleigh Barty Serving														AsBa	SaSo	
														3	6	
120	121	122	123	124	125	126	127									

Incidents Summary:
Code of Conduct Violation: 0
Time Violation: 0

Legend:	Winner	Double fault	Point to receiver - 2nd serve	Point to server - 2nd serve
Ace - 1st serve	Point to receiver - 1st serve	Point to server - 1st serve	Service Break	




Match Statistics

試合統計 / Statistiques du match

W	FERRO Fiona	FRA	2	6	6
	SEVASTOVA Anastasija	LAT	6	4	2
Match duration: 2h11min			38min	47min	46min

Court 6

Chair Umpire: CINKO Adelka (CRO)

FERRO Fiona				SEVASTOVA Anastasija				
1 st Set	2 nd Set	3 rd Set	Total		1 st Set	2 nd Set	3 rd Set	Total
0	1	1	2	Total aces	2	3	0	5
1	0	0	1	Double faults	0	1	0	1
0	0	0	0	Service winners	1	0	0	1
23/34	16/24	14/23	53/81	1st serve	14/26	22/44	15/31	51/101
(68%)	(67%)	(61%)	(65%)		(54%)	(50%)	(48%)	(50%)
0	1	1	2	Aces on 1st serve	2	3	0	5
11/23	11/16	8/14	30/53	Points won on 1st serve	9/14	12/22	7/15	28/51
(48%)	(69%)	(57%)	(57%)		(64%)	(55%)	(47%)	(55%)
10/11	8/8	9/9	27/28	2nd Serve	12/12	21/22	16/16	49/50
(91%)	(100%)	(100%)	(96%)		(100%)	(95%)	(100%)	(98%)
0	0	0	0	Aces on 2nd Serve	0	0	0	0
5/11	4/8	5/9	14/28	Points won on 2nd serve	9/12	9/22	6/16	24/50
(45%)	(50%)	(56%)	(50%)		(75%)	(41%)	(38%)	(48%)
24	38	31	93	Total points won	36	30	23	89
8/26	23/44	18/31	49/101	Receiving points won	18/34	9/24	10/23	37/81
(31%)	(52%)	(58%)	(49%)		(53%)	(38%)	(43%)	(46%)
0/0	3/8	3/5	6/13	Break point conversions	2/11	2/2	1/2	5/15
(0%)	(38%)	(60%)	(46%)		(18%)	(100%)	(50%)	(33%)
4	6	7	17	Forehand winners	9	8	2	19
1	0	3	4	Backhand winners	3	4	2	9
6	4	4	14	Forced errors	3	15	6	24
15	11	15	41	Unforced errors	16	16	14	46
4/8	1/4	3/3	8/15	Net points won	3/5	1/2	2/2	6/9
(50%)	(25%)	(100%)	(53%)		(60%)	(50%)	(100%)	(67%)

	1 st Set						2 nd Set						3 rd Set													
FERRO Fiona	*1	1	*1	1	*2	2	*2	2	*0	0	*0	1	*2	3	*4	4	*5	6	*1	2	*2	3	*4	4	*5	6
SEVASTOVA Anastasija	0	*1	2	*3	3	*4	5	*6	1	*2	3	*3	3	*3	3	*4	4	*4	0	*0	1	*1	1	*2	2	*2

Note:

Total winners is the sum of total aces, service winners, forehand winners and backhand winners.

Legend:
W Winner * Server



Scorecard

スコアカード / Feuille d'arbitrage

W	FERRO Fiona	FRA	2	6	6
	SEVASTOVA Anastasija	LAT	6	4	2
Match duration: 2h11min			39min	46min	46min

Court	Court 6	Scoring Rule	Three tie-break sets
Chair Umpire	CINKO Adelka (CRO)	Match Code	WS102
Started	11:10	Finished	13:21

1st Set

Game 1: Fiona Ferro Serving															FiFe	AnSe	
																1	0
1	2	3	4	5	6	7	8	9	10	11	12	13	14	15	16		

Game 2: Anastasija Sevastova Serving															FiFe	AnSe	
																1	1
17	18	19	20	21	22	23	24	25	26								

Game 3: Fiona Ferro Serving															FiFe	AnSe	
																1	2
27	28	29	30	31													

Game 4: Anastasija Sevastova Serving															FiFe	AnSe	
																1	3
32	33	34	35	36	37												

Game 5: Fiona Ferro Serving															FiFe	AnSe	
																2	3
38	39	40	41	42	43	44	45										

Game 6: Anastasija Sevastova Serving															FiFe	AnSe	
																2	4
46	47	48	49														

Game 7: Fiona Ferro Serving															FiFe	AnSe	
																2	5
50	51	52	53	54													

Game 8: Anastasija Sevastova Serving															FiFe	AnSe	
																2	6
55	56	57	58	59	60												

2nd Set

Game 1: Fiona Ferro Serving															FiFe	AnSe	
																0	1
61	62	63	64	65	66												

Game 2: Anastasija Sevastova Serving															FiFe	AnSe	
																0	2
67	68	69	70	71	72												



Scorecard

スコアカード / Feuille d'arbitrage

Game 3: Fiona Ferro Serving														FiFe	AnSe
														0	3
73	74	75	76	77											
Game 4: Anastasija Sevastova Serving														FiFe	AnSe
														1	3
78	79	80	81	82	83										
Game 5: Fiona Ferro Serving														FiFe	AnSe
														2	3
84	85	86	87	88											
Game 6: Anastasija Sevastova Serving														FiFe	AnSe
														3	3
89	90	91	92	93	94	95	96	97	98	99	100				
Game 7: Fiona Ferro Serving														FiFe	AnSe
														4	3
101	102	103	104												
Game 8: Anastasija Sevastova Serving														FiFe	AnSe
														4	4
105	106	107	108	109	110	111	112								
Game 9: Fiona Ferro Serving														FiFe	AnSe
														5	4
113	114	115	116												
Game 10: Anastasija Sevastova Serving														FiFe	AnSe
														6	4
117	118	119	120	121	122	123	124	125	126	127	128				
3rd Set															
Game 1: Fiona Ferro Serving														FiFe	AnSe
														1	0
129	130	131	132	133	134	135	136								
Game 2: Anastasija Sevastova Serving														FiFe	AnSe
														2	0
137	138	139	140	141	142										
Game 3: Fiona Ferro Serving														FiFe	AnSe
														2	1
143	144	145	146												
Game 4: Anastasija Sevastova Serving														FiFe	AnSe
														3	1
147	148	149	150	151											
Game 5: Fiona Ferro Serving														FiFe	AnSe
														4	1
152	153	154	155	156											
Game 6: Anastasija Sevastova Serving														FiFe	AnSe
														4	2
157	158	159	160	161	162	163	164								


Match Statistics

試合統計 / Statistiques du match

W	FRIEDSAM Anna-Lena (ITF)	GER	7	6
	WATSON Heather	GBR	6 (5)	3
Match duration: 1h49min			66min	43min

Court 1

Chair Umpire: JOSEPH Emmanuel (FRA)

FRIEDSAM Anna-Lena (ITF)				WATSON Heather				
1 st Set	2 nd Set	3 rd Set	Total		1 st Set	2 nd Set	3 rd Set	Total
3	2		5	Total aces	4	5		9
0	1		1	Double faults	2	4		6
0	0		0	Service winners	0	0		0
29/48	12/23		41/71	1st serve	26/43	24/41		50/84
(60%)	(52%)		(58%)		(60%)	(59%)		(60%)
3	2		5	Aces on 1st serve	4	5		9
22/29	10/12		32/41	Points won on 1st serve	20/26	15/24		35/50
(76%)	(83%)		(78%)		(77%)	(63%)		(70%)
19/19	10/11		29/30	2nd Serve	15/17	13/17		28/34
(100%)	(91%)		(97%)		(88%)	(76%)		(82%)
0	0		0	Aces on 2nd Serve	0	0		0
11/19	7/11		18/30	Points won on 2nd serve	9/17	7/17		16/34
(58%)	(64%)		(60%)		(53%)	(41%)		(47%)
47	36		83	Total points won	44	28		72
14/43	19/41		33/84	Receiving points won	15/48	6/23		21/71
(33%)	(46%)		(39%)		(31%)	(26%)		(30%)
0/2	2/4		2/6	Break point conversions	0/2	0/3		0/5
(0%)	(50%)		(33%)		(0%)	(0%)		(0%)
4	6		10	Forehand winners	5	3		8
4	2		6	Backhand winners	4	3		7
13	10		23	Forced errors	13	5		18
14	7		21	Unforced errors	23	21		44
3/3	5/5		8/8	Net points won	3/5	4/6		7/11
(100%)	(100%)		(100%)		(60%)	(67%)		(64%)

	1 st Set							2 nd Set						
FRIEDSAM Anna-Lena (ITF)	*1	1*2	2*3	3*4	4*5	5*6	6	7	1	*2	2*3	3*4	4*5	6
WATSON Heather	0	*1	1*2	2*3	3*4	4*5	5*6	6(5)	*0	0*1	1*2	2*3	3*3	

Note:

Total winners is the sum of total aces, service winners, forehand winners and backhand winners.

Legend:

 ITF ITF Place **W** Winner * Server



Scorecard

スコアカード / Feuille d'arbitrage

W	FRIEDSAM Anna-Lena (ITF)	GER	7	6
	WATSON Heather	GBR	6 (5)	3
Match duration: 1h49min			65min	44min

Court	Court 1	Scoring Rule	Three tie-break sets
Chair Umpire	JOSEPH Emmanuel (FRA)	Match Code	WS103
Started	11:10	Finished	12:59

1st Set

Game 1: Anna-Lena Friedsam Serving														AnFr	HeWa
														1	0
1	2	3	4	5	6	7	8	9	10						
Game 2: Heather Watson Serving														AnFr	HeWa
														1	1
11	12	13	14	15	16	17	18	19	20	21	22				
Game 3: Anna-Lena Friedsam Serving														AnFr	HeWa
														2	1
23	24	25	26	27	28										
Game 4: Heather Watson Serving														AnFr	HeWa
														2	2
29	30	31	32	33											
Game 5: Anna-Lena Friedsam Serving														AnFr	HeWa
														3	2
34	35	36	37	38											
Game 6: Heather Watson Serving														AnFr	HeWa
														3	3
39	40	41	42	43	44										
Game 7: Anna-Lena Friedsam Serving														AnFr	HeWa
														4	3
45	46	47	48	49	50	51	52								
Game 8: Heather Watson Serving														AnFr	HeWa
														4	4
53	54	55	56	57	58										
Game 9: Anna-Lena Friedsam Serving														AnFr	HeWa
														5	4
59	60	61	62	63	64	65	66								
Game 10: Heather Watson Serving														AnFr	HeWa
														5	5
67	68	69	70	71	72										
Game 11: Anna-Lena Friedsam Serving														AnFr	HeWa
														6	5
73	74	75	76	77											



Scorecard

スコアカード / Feuille d'arbitrage

Game 12: Heather Watson Serving



AnFr	HeWa
6	6

TB - Anna-Lena Friedsam



AnFr	HeWa
7	6


TB - Heather Watson



AnFr	HeWa
(7)	(5)

2nd Set

Game 1: Heather Watson Serving



AnFr	HeWa
1	0

Game 2: Anna-Lena Friedsam Serving



AnFr	HeWa
2	0

Game 3: Heather Watson Serving



AnFr	HeWa
2	1

Game 4: Anna-Lena Friedsam Serving



AnFr	HeWa
3	1

Game 5: Heather Watson Serving



AnFr	HeWa
3	2

Game 6: Anna-Lena Friedsam Serving



AnFr	HeWa
4	2

Game 7: Heather Watson Serving



AnFr	HeWa
4	3

Game 8: Anna-Lena Friedsam Serving



AnFr	HeWa
5	3

Game 9: Heather Watson Serving



AnFr	HeWa
6	3

Incidents Summary:

Code of Conduct Violation: 0
Time Violation: 0



Ariake Tennis Park

有明テニスの森
Parc de Tennis d'Ariake

SAT 24 JUL 2021

Tennis

テニス / Tennis

Women's Singles

女子シングルス / Simple femmes

First Round

1回戦 / 1er tour



Scorecard

スコアカード / Feuille d'arbitrage

Legend:							
ITF	ITF Place	TB	Tie-break	W	Winner		Double fault
	Point to receiver - 2nd serve		Point to server - 2nd serve		Ace - 1st serve		Point to receiver - 1st serve
	Point to server - 1st serve		Service Break				




Match Statistics

試合統計 / Statistiques du match

	ERRANI Sara (ITF)	ITA	0	1
W	PAVLYUCHENKOVA Anastasia (13)	ROC	6	6
Match duration: 1h10min			25min	45min

Court 3

Chair Umpire: KEOTHAVONG James (GBR)

ERRANI Sara (ITF)				PAVLYUCHENKOVA Anastasia (13)				
1 st Set	2 nd Set	3 rd Set	Total		1 st Set	2 nd Set	3 rd Set	Total
0	0		0	Total aces	2	1		3
0	3		3	Double faults	1	2		3
0	0		0	Service winners	0	0		0
14/17	20/29		34/46	1st serve	12/20	16/24		28/44
(82%)	(69%)		(74%)		(60%)	(67%)		(64%)
0	0		0	Aces on 1st serve	2	1		3
3/14	6/20		9/34	Points won on 1st serve	10/12	11/16		21/28
(21%)	(30%)		(26%)		(83%)	(69%)		(75%)
3/3	6/9		9/12	2nd Serve	7/8	6/8		13/16
(100%)	(67%)		(75%)		(88%)	(75%)		(81%)
0	0		0	Aces on 2nd Serve	0	0		0
1/3	3/9		4/12	Points won on 2nd serve	4/8	2/8		6/16
(33%)	(33%)		(33%)		(50%)	(25%)		(38%)
10	20		30	Total points won	27	33		60
6/20	11/24		17/44	Receiving points won	13/17	20/29		33/46
(30%)	(46%)		(39%)		(76%)	(69%)		(72%)
0/0	1/3		1/3	Break point conversions	3/4	4/8		7/12
(0%)	(33%)		(33%)		(75%)	(50%)		(58%)
1	1		2	Forehand winners	15	13		28
0	1		1	Backhand winners	0	4		4
7	12		19	Forced errors	3	8		11
3	3		6	Unforced errors	6	10		16
1/1	1/2		2/3	Net points won	6/7	7/10		13/17
(100%)	(50%)		(67%)		(86%)	(70%)		(76%)

	1 st Set					2 nd Set					
ERRANI Sara (ITF)	*0	0	*0	0	*0	0	*0	1	*1	1	*1
PAVLYUCHENKOVA Anastasia	1	*2	3	*4	5	*6	1	*2	3	*3	4

Note:
Total winners is the sum of total aces, service winners, forehand winners and backhand winners.

Legend:
ITF ITF Place **W** Winner * Server



Scorecard

スコアカード / Feuille d'arbitrage

	ERRANI Sara (ITF)	ITA	0	1
W	PAVLYUCHENKOVA Anastasia (13)	ROC	6	6
Match duration: 1h10min			25min	45min

Court	Court 3	Scoring Rule	Three tie-break sets
Chair Umpire	KEOTHAVONG James (GBR)	Match Code	WS104
Started	11:10	Finished	12:21

1st Set

Game 1: Sara Errani Serving													SaEr	AnPa	☀
1	2	3	4	5									0	1	
Game 2: Anastasia Pavlyuchenkova Serving													SaEr	AnPa	
6	7	8	9	10	11								0	2	
Game 3: Sara Errani Serving													SaEr	AnPa	☀
12	13	14	15	16	17	18	19						0	3	
Game 4: Anastasia Pavlyuchenkova Serving													SaEr	AnPa	
20	21	22	23	24	25	26	27	28	29				0	4	
Game 5: Sara Errani Serving													SaEr	AnPa	☀
30	31	32	33										0	5	
Game 6: Anastasia Pavlyuchenkova Serving													SaEr	AnPa	
34	35	36	37										0	6	

2nd Set

Game 1: Sara Errani Serving													SaEr	AnPa	☀
38	39	40	41	42									0	1	
Game 2: Anastasia Pavlyuchenkova Serving													SaEr	AnPa	
43	44	45	46	47	48								0	2	
Game 3: Sara Errani Serving													SaEr	AnPa	☀
49	50	51	52	53	54	55	56	57	58				0	3	
Game 4: Anastasia Pavlyuchenkova Serving													SaEr	AnPa	☀
59	60	61	62	63	64	65	66						1	3	



Scorecard

スコアカード / Feuille d'arbitrage

Game 5: Sara Errani Serving

										SaEr		AnPa	
											1	4	
67	68	69	70	71	72	73	74	75	76				

Game 6: Anastasia Pavlyuchenkova Serving

										SaEr		AnPa	
											1	5	
77	78	79	80	81	82	83	84	85	86				

Game 7: Sara Errani Serving

										SaEr		AnPa	
											1	6	
87	88	89	90										

Incidents Summary:

Code of Conduct Violation: 0
Time Violation: 0

Legend:							
	ITF Place		Winner		Double fault		Point to receiver - 2nd serve
	Point to server - 2nd serve		Ace - 1st serve		Point to receiver - 1st serve		Point to server - 1st serve
	Service Break						



Match Statistics

試合統計 / Statistiques du match

W	BENCIC Belinda (9)	SUI	6	6
	PEGULA Jessica	USA	3	3
Match duration: 1h19min			42min	37min

Court 1

Chair Umpire: KJENDLIE Julie (NOR)

BENCIC Belinda (9)				PEGULA Jessica				
1 st Set	2 nd Set	3 rd Set	Total		1 st Set	2 nd Set	3 rd Set	Total
0	0		0	Total aces	3	1		4
0	2		2	Double faults	2	0		2
0	0		0	Service winners	0	0		0
13/23	20/30		33/53	1st serve	22/42	16/25		38/67
(57%)	(67%)		(62%)		(52%)	(64%)		(57%)
0	0		0	Aces on 1st serve	3	1		4
10/13	17/20		27/33	Points won on 1st serve	15/22	12/16		27/38
(77%)	(85%)		(82%)		(68%)	(75%)		(71%)
10/10	8/10		18/20	2nd Serve	18/20	9/9		27/29
(100%)	(80%)		(90%)		(90%)	(100%)		(93%)
0	0		0	Aces on 2nd Serve	0	0		0
7/10	5/10		12/20	Points won on 2nd serve	7/20	3/9		10/29
(70%)	(50%)		(60%)		(35%)	(33%)		(34%)
37	32		69	Total points won	28	23		51
20/42	10/25		30/67	Receiving points won	6/23	8/30		14/53
(48%)	(40%)		(45%)		(26%)	(27%)		(26%)
2/8	1/4		3/12	Break point conversions	0/0	0/1		0/1
(25%)	(25%)		(25%)		(0%)	(0%)		(0%)
5	4		9	Forehand winners	4	4		8
5	4		9	Backhand winners	5	1		6
11	9		20	Forced errors	17	17		34
4	8		12	Unforced errors	10	7		17
4/5	3/3		7/8	Net points won	0/3	2/5		2/8
(80%)	(100%)		(88%)		(0%)	(40%)		(25%)

	1 st Set						2 nd Set											
BENCIC Belinda (9)	0	*1	1	*2	2	*3	4	*5	6	*1	2	*3	3	*4	4	*5	5	*6
PEGULA Jessica	*1	1	*2	2	*3	3	*3	3	*3	0	*0	0	*1	1	*2	2	*3	3

Note:
Total winners is the sum of total aces, service winners, forehand winners and backhand winners.

Legend:
W Winner * Server


Scorecard

スコアカード / Feuille d'arbitrage

W	BENCIC Belinda (9)	SUI	6	6
	PEGULA Jessica	USA	3	3
Match duration: 1h19min			42min	37min

Court	Court 1	Scoring Rule	Three tie-break sets
Chair Umpire	KJENDLIE Julie (NOR)	Match Code	WS105
Started	16:56	Finished	18:16

1st Set

Game 1: Jessica Pegula Serving														BeBe	JePe	
															0	1
1	2	3	4	5	6	7	8									
Game 2: Belinda Bencic Serving														BeBe	JePe	
															1	1
9	10	11	12	13												
Game 3: Jessica Pegula Serving														BeBe	JePe	
															1	2
14	15	16	17	18	19											
Game 4: Belinda Bencic Serving														BeBe	JePe	
															2	2
20	21	22	23	24	25											
Game 5: Jessica Pegula Serving														BeBe	JePe	
															2	3
26	27	28	29	30	31	32	33	34	35	36	37					
Game 6: Belinda Bencic Serving														BeBe	JePe	
															3	3
38	39	40	41	42	43	44	45									
Game 7: Jessica Pegula Serving														BeBe	JePe	
															4	3
46	47	48	49	50	51	52	53									
Game 8: Belinda Bencic Serving														BeBe	JePe	
															5	3
54	55	56	57													
Game 9: Jessica Pegula Serving														BeBe	JePe	
															6	3
58	59	60	61	62	63	64	65									

2nd Set

Game 1: Belinda Bencic Serving														BeBe	JePe	
															1	0
66	67	68	69													



Scorecard

スコアカード / Feuille d'arbitrage

Game 2: Jessica Pegula Serving

														BeBe	JePe	
															2	0
70	71	72	73	74												

Game 3: Belinda Bencic Serving

														BeBe	JePe	
															3	0
75	76	77	78	79	80	81	82	83	84							

Game 4: Jessica Pegula Serving

														BeBe	JePe	
															3	1
85	86	87	88													

Game 5: Belinda Bencic Serving

														BeBe	JePe	
															4	1
89	90	91	92													

Game 6: Jessica Pegula Serving

														BeBe	JePe	
															4	2
93	94	95	96	97	98	99	100									

Game 7: Belinda Bencic Serving

														BeBe	JePe	
															5	2
101	102	103	104	105	106											

Game 8: Jessica Pegula Serving

														BeBe	JePe	
															5	3
107	108	109	110	111	112	113	114									

Game 9: Belinda Bencic Serving

														BeBe	JePe	
															6	3
115	116	117	118	119	120											

Incidents Summary:

Code of Conduct Violation: 0
Time Violation: 0

Legend:					
	Winner		Double fault		Point to receiver - 2nd serve
	Ace - 1st serve		Point to receiver - 1st serve		Point to server - 1st serve
					Service Break



Match Statistics

試合統計 / Statistiques du match

W	DOI Misaki	JPN	6	6
	ZARAZUA Renata	MEX	3	2
Match duration: 1h25min			43min	42min

Court 4

Chair Umpire: RAMOS Carlos (POR)

DOI Misaki				ZARAZUA Renata			
1 st Set	2 nd Set	3 rd Set	Total	1 st Set	2 nd Set	3 rd Set	Total
1	1		2	Total aces	2	1	3
3	1		4	Double faults	0	0	0
0	0		0	Service winners	0	0	0
22/40	20/27		42/67	1st serve	23/26	21/25	44/51
(55%)	(74%)		(63%)		(88%)	(84%)	(86%)
1	1		2	Aces on 1st serve	2	1	3
15/22	15/20		30/42	Points won on 1st serve	10/23	12/21	22/44
(68%)	(75%)		(71%)		(43%)	(57%)	(50%)
15/18	6/7		21/25	2nd Serve	3/3	4/4	7/7
(83%)	(86%)		(84%)		(100%)	(100%)	(100%)
0	0		0	Aces on 2nd Serve	0	0	0
8/18	3/7		11/25	Points won on 2nd serve	2/3	1/4	3/7
(44%)	(43%)		(44%)		(67%)	(25%)	(43%)
37	30		67	Total points won	29	22	51
14/26	12/25		26/51	Receiving points won	17/40	9/27	26/67
(54%)	(48%)		(51%)		(43%)	(33%)	(39%)
2/2	2/2		4/4	Break point conversions	1/7	0/2	1/9
(100%)	(100%)		(100%)		(14%)	(0%)	(11%)
5	4		9	Forehand winners	4	4	8
1	3		4	Backhand winners	2	2	4
10	12		22	Forced errors	24	17	41
11	3		14	Unforced errors	6	5	11
3/3	2/4		5/7	Net points won	2/3	3/4	5/7
(100%)	(50%)		(71%)		(67%)	(75%)	(71%)

	1 st Set					2 nd Set								
DOI Misaki	*1	2*	3	4*	4*	5	5*	6	1*	2*	3	4*	5*	6
ZARAZUA Renata	0*	0*	0*	1*	2*	3	3	0*	0*	1*	1*	1*	2*	2

Note:
Total winners is the sum of total aces, service winners, forehand winners and backhand winners.

Legend:
W Winner * Server



Scorecard

スコアカード / Feuille d'arbitrage

W	DOI Misaki	JPN	6	6
	ZARAZUA Renata	MEX	3	2
Match duration: 1h25min			44min	41min

Court	Court 4	Scoring Rule	Three tie-break sets
Chair Umpire	RAMOS Carlos (POR)	Match Code	WS106
Started	16:43	Finished	18:09

1st Set

Game	Serving	MiDo	ReZa
Game 1	Misaki Doi	1	0
Game 2	Renata Zarazua	2	0
Game 3	Misaki Doi	3	0
Game 4	Renata Zarazua	4	0
Game 5	Misaki Doi	4	1
Game 6	Renata Zarazua	4	2
Game 7	Misaki Doi	5	2
Game 8	Renata Zarazua	5	3
Game 9	Misaki Doi	6	3

2nd Set


























Game	Serving	MiDo	ReZa
Game 1	Renata Zarazua	1	0



Scorecard

スコアカード / Feuille d'arbitrage



























Game 2: Misaki Doi Serving

													MiDo	ReZa													
																									2	0	
72	73	74	75	76	77	78	79																				




























Game 3: Renata Zarazua Serving

													MiDo	ReZa													
																										2	1
80	81	82	83																								



























Game 4: Misaki Doi Serving

													MiDo	ReZa													
																										3	1
84	85	86	87	88	89																						



























Game 5: Renata Zarazua Serving

													MiDo	ReZa														
																										4	1	
90	91	92	93	94	95	96	97	98	99																			



























Game 6: Misaki Doi Serving

													MiDo	ReZa													
																										5	1
100	101	102	103	104																							

Game 7: Renata Zarazua Serving

													MiDo	ReZa													
																										5	2
105	106	107	108	109	110																						









Game 8: Misaki Doi Serving

													MiDo	ReZa													
																										6	2
111	112	113	114	115	116	117	118																				

Incidents Summary:

Code of Conduct Violation: 0
Time Violation: 0

Legend:

	Winner		Double fault		Point to receiver - 2nd serve		Point to server - 2nd serve
	Ace - 1st serve		Point to receiver - 1st serve		Point to server - 1st serve		Service Break


Match Statistics

試合統計 / Statistiques du match

W	FERNANDEZ Leylah Annie	CAN	6	3	6
	YASTREMSKA Dayana	UKR	3	6	0
Match duration: 2h05min			41min	43min	41min

Court 6

Chair Umpire: VELJOVIC Marijana (SRB)

FERNANDEZ Leylah Annie				YASTREMSKA Dayana				
1 st Set	2 nd Set	3 rd Set	Total		1 st Set	2 nd Set	3 rd Set	Total
2	0	1	3	Total aces	5	3	0	8
1	2	1	4	Double faults	2	0	3	5
0	1	0	1	Service winners	1	1	0	2
13/23	27/38	15/23	55/84	1st serve	32/45	19/29	10/24	61/98
(57%)	(71%)	(65%)	(65%)		(71%)	(66%)	(42%)	(62%)
2	0	1	3	Aces on 1st serve	4	3	0	7
11/13	14/27	10/15	35/55	Points won on 1st serve	20/32	12/19	4/10	36/61
(85%)	(52%)	(67%)	(64%)		(63%)	(63%)	(40%)	(59%)
9/10	9/11	7/8	25/29	2nd Serve	11/13	10/10	11/14	32/37
(90%)	(82%)	(88%)	(86%)		(85%)	(100%)	(79%)	(86%)
0	0	0	0	Aces on 2nd Serve	1	0	0	1
6/10	3/11	5/8	14/29	Points won on 2nd serve	4/13	4/10	5/14	13/37
(60%)	(27%)	(63%)	(48%)		(31%)	(40%)	(36%)	(35%)
38	30	30	98	Total points won	30	37	17	84
21/45	13/29	15/24	49/98	Receiving points won	6/23	21/38	8/23	35/84
(47%)	(45%)	(63%)	(50%)		(26%)	(55%)	(35%)	(42%)
2/3	2/6	3/4	7/13	Break point conversions	0/0	3/7	0/1	3/8
(67%)	(33%)	(75%)	(54%)		(0%)	(43%)	(0%)	(38%)
6	3	3	12	Forehand winners	6	9	1	16
3	4	2	9	Backhand winners	4	3	3	10
8	5	6	19	Forced errors	12	11	9	32
2	7	3	12	Unforced errors	13	3	13	29
0/2	0/0	2/2	2/4	Net points won	0/0	2/2	0/1	2/3
(0%)	(0%)	(100%)	(50%)		(0%)	(100%)	(0%)	(67%)

	1 st Set						2 nd Set						3 rd Set											
FERNANDEZ Leylah Annie	0*	*1	1*	*2	3*	*4	4*	*5	6	0	1*	*2	3*	*3	3*	*3	3*	*3	1*	*2	3*	*4	5*	*6
YASTREMSKA Dayana	*1	1*	*2	2*	*2	2*	*3	3*	*3	*1	*1	1*	*1	2*	*3	4*	*5	6	*0	0*	*0	0*	*0	0

Note:
Total winners is the sum of total aces, service winners, forehand winners and backhand winners.

Legend:
W Winner * Server



Scorecard

スコアカード / Feuille d'arbitrage

W	FERNANDEZ Leylah Annie	CAN	6	3	6
	YASTREMSKA Dayana	UKR	3	6	0
Match duration: 2h05min			41min	43min	41min

Court	Court 6	Scoring Rule	Three tie-break sets
Chair Umpire	VELJOVIC Marijana (SRB)	Match Code	WS107
Started	11:10	Finished	13:15

1st Set

Game	Serving	LeFe	DaYa
Game 1	Dayana Yastremska	0	1
Game 2	Leylah Annie Fernandez	1	1
Game 3	Dayana Yastremska	1	2
Game 4	Leylah Annie Fernandez	2	2
Game 5	Dayana Yastremska	3	2
Game 6	Leylah Annie Fernandez	4	2
Game 7	Dayana Yastremska	4	3
Game 8	Leylah Annie Fernandez	5	3
Game 9	Dayana Yastremska	6	3

2nd Set

Game	Serving	LeFe	DaYa
Game 1	Leylah Annie Fernandez	0	1



Scorecard

スコアカード / Feuille d'arbitrage

Game 2: Dayana Yastremska Serving



LeFe DaYa

1 1



Game 3: Leylah Annie Fernandez Serving



LeFe DaYa

2 1

Game 4: Dayana Yastremska Serving



LeFe DaYa

3 1



Game 5: Leylah Annie Fernandez Serving



LeFe DaYa

3 2



Game 6: Dayana Yastremska Serving



LeFe DaYa

3 3

Game 7: Leylah Annie Fernandez Serving



LeFe DaYa

3 4



Game 8: Dayana Yastremska Serving



LeFe DaYa

3 5

Game 9: Leylah Annie Fernandez Serving



LeFe DaYa

3 6



3rd Set

Game 1: Dayana Yastremska Serving



LeFe DaYa

1 0



Game 2: Leylah Annie Fernandez Serving



LeFe DaYa

2 0

Game 3: Dayana Yastremska Serving



LeFe DaYa

3 0



Game 4: Leylah Annie Fernandez Serving



LeFe DaYa

4 0

Game 5: Dayana Yastremska Serving




LeFe DaYa

5 0



Game 6: Leylah Annie Fernandez Serving



LeFe DaYa

6 0



Ariake Tennis Park

有明テニスの森
Parc de Tennis d'Ariake

SAT 24 JUL 2021

Tennis

テニス / Tennis

Women's Singles

女子シングルス / Simple femmes

First Round

1回戦 / 1er tour



Scorecard

スコアカード / Feuille d'arbitrage

Incidents Summary:

Code of Conduct Violation: 0

Time Violation: 1

Time Violation on YASTREMSKA, Dayana (UKR) in Set 3, Game 1, Point 6 at 12:48 on 24 July 2021

Legend:	W Winner	Double fault	Point to receiver - 2nd serve	Point to server - 2nd serve
Ace - 1st serve	Point to receiver - 1st serve	Point to server - 1st serve	Service Break	





Match Statistics

試合統計 / Statistiques du match

	DIYAS Zarina	KAZ	2	RET
W	KREJCIKOVA Barbora (8)	CZE	5	
Match duration: 0h31min			31min	

Centre Court

Chair Umpire: RADWAN CHO Katarzyna (POL)

DIYAS Zarina				KREJCIKOVA Barbora (8)				
1 st Set	2 nd Set	3 rd Set	Total		1 st Set	2 nd Set	3 rd Set	Total
0			0	Total aces	0			0
4			4	Double faults	1			1
0			0	Service winners	0			0
10/22			10/22	1st serve	9/17			9/17
(45%)			(45%)		(53%)			(53%)
0			0	Aces on 1st serve	0			0
6/10			6/10	Points won on 1st serve	7/9			7/9
(60%)			(60%)		(78%)			(78%)
8/12			8/12	2nd Serve	7/8			7/8
(67%)			(67%)		(88%)			(88%)
0			0	Aces on 2nd Serve	0			0
2/12			2/12	Points won on 2nd serve	3/8			3/8
(17%)			(17%)		(38%)			(38%)
15			15	Total points won	24			24
7/17			7/17	Receiving points won	14/22			14/22
(41%)			(41%)		(64%)			(64%)
1/1			1/1	Break point conversions	3/4			3/4
(100%)			(100%)		(75%)			(75%)
1			1	Forehand winners	8			8
1			1	Backhand winners	2			2
6			6	Forced errors	3			3
8			8	Unforced errors	10			10
2/2			2/2	Net points won	2/2			2/2
(100%)			(100%)		(100%)			(100%)

	1 st Set				
DIYAS Zarina	*1	1*	2*	2*	2*
KREJCIKOVA Barbora (8)	0*	1*	2*	3*	4*

Note:

Total winners is the sum of total aces, service winners, forehand winners and backhand winners.

Legend:

RET Retired W Winner * Server


Scorecard

スコアカード / Feuille d'arbitrage

	DIYAS Zarina	KAZ	2	RET
W	KREJCIKOVA Barbora (8)	CZE	5	
Match duration: 0h31min			31min	

Court	Centre Court	Scoring Rule	Three tie-break sets
Chair Umpire	RADWAN CHO Katarzyna (POL)	Match Code	WS108
Started	14:34	Finished	15:05

1st Set

Game 1: Zarina Diyas Serving														ZaDi	BaKr
														1	0
Game 2: Barbora Krejckova Serving														ZaDi	BaKr
														1	1
Game 3: Zarina Diyas Serving														ZaDi	BaKr
														1	2
Game 4: Barbora Krejckova Serving														ZaDi	BaKr
														2	2
Game 5: Zarina Diyas Serving														ZaDi	BaKr
														2	3
Game 6: Barbora Krejckova Serving														ZaDi	BaKr
														2	4
Game 7: Zarina Diyas Serving														ZaDi	BaKr
														2	5

Incidents Summary:

 Code of Conduct Violation: 0
 Time Violation: 0

Legend:	RET Retired	W Winner	Double fault	Point to receiver - 2nd serve
Point to server - 2nd serve	Point to receiver - 1st serve	Point to server - 1st serve	Service Break	



Match Statistics

試合統計 / Statistiques du match

W	SABALENKA Aryna (3)	BLR	6	6
	LINETTE Magda	POL	2	1
Match duration: 1h09min			29min	40min

Court 1

Chair Umpire: BLEY Miriam (GER)

SABALENKA Aryna (3)				LINETTE Magda				
1 st Set	2 nd Set	3 rd Set	Total		1 st Set	2 nd Set	3 rd Set	Total
1	2		3	Total aces	0	0		0
3	1		4	Double faults	4	0		4
1	1		2	Service winners	0	0		0
12/19	11/27		23/46	1st serve	17/30	20/31		37/61
(63%)	(41%)		(50%)		(57%)	(65%)		(61%)
1	2		3	Aces on 1st serve	0	0		0
9/12	10/11		19/23	Points won on 1st serve	10/17	8/20		18/37
(75%)	(91%)		(83%)		(59%)	(40%)		(49%)
4/7	15/16		19/23	2nd Serve	9/13	11/11		20/24
(57%)	(94%)		(83%)		(69%)	(100%)		(83%)
0	0		0	Aces on 2nd Serve	0	0		0
4/7	8/16		12/23	Points won on 2nd serve	3/13	6/11		9/24
(57%)	(50%)		(52%)		(23%)	(55%)		(38%)
30	35		65	Total points won	19	23		42
17/30	17/31		34/61	Receiving points won	6/19	9/27		15/46
(57%)	(55%)		(56%)		(32%)	(33%)		(33%)
3/6	2/9		5/15	Break point conversions	1/2	0/2		1/4
(50%)	(22%)		(33%)		(50%)	(0%)		(25%)
3	3		6	Forehand winners	1	2		3
3	7		10	Backhand winners	0	3		3
8	4		12	Forced errors	11	14		25
10	14		24	Unforced errors	11	8		19
1/2	2/5		3/7	Net points won	0/1	2/4		2/5
(50%)	(40%)		(43%)		(0%)	(50%)		(40%)

	1 st Set					2 nd Set				
SABALENKA Aryna (3)	*1	1*1	2*3	4*5	6	*1	2*3	3*4	5*6	
LINETTE Magda	0*1	2*2	2*2	2*2		0*0	0*1	1*1	1	

Note:
Total winners is the sum of total aces, service winners, forehand winners and backhand winners.

Legend:
W Winner * Server



Scorecard

スコアカード / Feuille d'arbitrage

W	SABALENKA Aryna (3)	BLR	6	6
	LINETTE Magda	POL	2	1
Match duration: 1h09min			30min	39min

Court	Court 1	Scoring Rule	Three tie-break sets
Chair Umpire	BLEY Miriam (GER)	Match Code	WS109
Started	11:08	Finished	12:18

1st Set

Game	Serving	ArSa	MaLi
Game 1	Aryna Sabalenka	1	0
Game 2	Magda Linette	1	1
Game 3	Aryna Sabalenka	1	2
Game 4	Magda Linette	2	2
Game 5	Aryna Sabalenka	3	2
Game 6	Magda Linette	4	2
Game 7	Aryna Sabalenka	5	2
Game 8	Magda Linette	6	2

2nd Set

Game	Serving	ArSa	MaLi
Game 1	Aryna Sabalenka	1	0
Game 2	Magda Linette	2	0



Scorecard

スコアカード / Feuille d'arbitrage



















Game 3: Aryna Sabalenka Serving

																									ArSa	MaLi		
63	64	65	66	67	68																						3	0
























Game 4: Magda Linette Serving

																											ArSa	MaLi	
69	70	71	72	73	74	75	76	77	78	79	80	81	82	83	84													3	1





























Game 5: Aryna Sabalenka Serving

																											ArSa	MaLi	
85	86	87	88	89																								4	1

Game 6: Magda Linette Serving









																													ArSa	MaLi	
90	91	92	93	94	95	96	97	98	99																				5	1	☀

Game 7: Aryna Sabalenka Serving

																													ArSa	MaLi
100	101	102	103	104	105	106	107																						6	1

Incidents Summary:

Code of Conduct Violation: 0
Time Violation: 0

Legend:	 Winner	 Double fault	 Point to receiver - 2nd serve	 Point to server - 2nd serve
	 Ace - 1st serve	 Point to receiver - 1st serve	 Point to server - 1st serve	 Service Break


Match Statistics

試合統計 / Statistiques du match

	GARCIA Caroline	FRA	2	7	3
W	VEKIC Donna	CRO	6	6 (2)	6
Match duration: 2h48min			39min	77min	52min

Court 8

Chair Umpire: JANZEN Timo (GER)

GARCIA Caroline				VEKIC Donna				
1 st Set	2 nd Set	3 rd Set	Total	1 st Set	2 nd Set	3 rd Set	Total	
1	5	1	7	Total aces	2	4	3	9
0	2	1	3	Double faults	0	5	1	6
0	0	0	0	Service winners	1	1	0	2
20/32	38/58	19/28	77/118	1st serve	19/26	20/46	19/31	58/103
(63%)	(66%)	(68%)	(65%)	Aces on 1st serve	(73%)	(43%)	(61%)	(56%)
1	5	1	7	Points won on 1st serve	2	4	3	9
11/20	25/38	10/19	46/77	2nd Serve	13/19	14/20	14/19	41/58
(55%)	(66%)	(53%)	(60%)	Aces on 2nd Serve	(68%)	(70%)	(74%)	(71%)
12/12	18/20	8/9	38/41	Points won on 2nd serve	7/7	21/26	11/12	39/45
(100%)	(90%)	(89%)	(93%)	Total points won	(100%)	(81%)	(92%)	(87%)
0	0	0	0	Receiving points won	0	0	0	0
5/12	10/20	4/9	19/41	Break point conversions	5/7	12/26	5/12	22/45
(42%)	(50%)	(44%)	(46%)		(71%)	(46%)	(42%)	(49%)
24	55	26	105	Forehand winners	34	49	33	116
8/26	20/46	12/31	40/103	Backhand winners	16/32	23/58	14/28	53/118
(31%)	(43%)	(39%)	(39%)	Forced errors	(50%)	(40%)	(50%)	(45%)
0/1	1/3	1/3	2/7	Unforced errors	2/5	1/8	2/6	5/19
(0%)	(33%)	(33%)	(29%)	Net points won	(40%)	(13%)	(33%)	(26%)
4	7	5	16		1	7	4	12
2	2	0	4		1	2	0	3
11	9	7	27		8	13	6	27
15	26	19	60		9	28	14	51
1/3	5/9	2/3	8/15		1/1	2/3	2/3	5/7
(33%)	(56%)	(67%)	(53%)		(100%)	(67%)	(67%)	(71%)

	1 st Set						2 nd Set							3 rd Set															
GARCIA Caroline	*1	1	*1	1	*1	2	2	*1	2	*2	2	*3	3	*4	4	*5	5	*6	6	7	0	*0	1	*2	2	*2	2	*3	3
VEKIC Donna	0	*1	2	*3	4	*5	5	*6	6	6	(2)	*1	2	*2	2	*3	4	*5	5	*6									

Note:
Total winners is the sum of total aces, service winners, forehand winners and backhand winners.

Legend:
W Winner * Server



Scorecard

スコアカード / Feuille d'arbitrage

	GARCIA Caroline	FRA	2	7	3
W	VEKIC Donna	CRO	6	6 (2)	6
Match duration: 2h48min			40min	76min	52min

Court	Court 8	Scoring Rule	Three tie-break sets
Chair Umpire	JANZEN Timo (GER)	Match Code	WS110
Started	14:40	Finished	17:29

1st Set

Game 1: Caroline Garcia Serving													CaGa	DoVe
													1	0
1	2	3	4	5	6	7	8							
Game 2: Donna Vekic Serving													CaGa	DoVe
													1	1
9	10	11	12	13										
Game 3: Caroline Garcia Serving													CaGa	DoVe
													1	2
14	15	16	17	18	19	20	21	22	23	24	25	26	27	
Game 4: Donna Vekic Serving													CaGa	DoVe
													1	3
28	29	30	31	32	33									
Game 5: Caroline Garcia Serving													CaGa	DoVe
													1	4
34	35	36	37	38										
Game 6: Donna Vekic Serving													CaGa	DoVe
													1	5
39	40	41	42	43	44	45	46	47	48					
Game 7: Caroline Garcia Serving													CaGa	DoVe
													2	5
49	50	51	52	53										
Game 8: Donna Vekic Serving													CaGa	DoVe
													2	6
54	55	56	57	58										

2nd Set

Game 1: Caroline Garcia Serving													CaGa	DoVe
													1	0
59	60	61	62	63										
Game 2: Donna Vekic Serving													CaGa	DoVe
													2	0
64	65	66	67	68	69	70	71	72	73	74	75			



Scorecard

スコアカード / Feuille d'arbitrage

Game 3: Caroline Garcia Serving

																						CaGa	DoVe
76	77	78	79	80	81	82	83	84	85	86	87											2	1

Game 4: Donna Vekic Serving

																						CaGa	DoVe
88	89	90	91	92	93	94	95														2	2	

Game 5: Caroline Garcia Serving

																						CaGa	DoVe
96	97	98	99	100	101	102	103	104	105	106	107											3	2

Game 6: Donna Vekic Serving

																					CaGa	DoVe
108	109	110	111																		3	3

Game 7: Caroline Garcia Serving

																						CaGa	DoVe
112	113	114	115	116	117	118	119															4	3

Game 8: Donna Vekic Serving

																					CaGa	DoVe
120	121	122	123	124	125																4	4

Game 9: Caroline Garcia Serving

																						CaGa	DoVe
126	127	128	129	130	131	132	133	134	135	136	137											5	4

Game 10: Donna Vekic Serving

																					CaGa	DoVe
138	139	140	141	142	143																5	5

Game 11: Caroline Garcia Serving

																					CaGa	DoVe
144	145	146	147																		6	5

Game 12: Donna Vekic Serving

																					CaGa	DoVe
148	149	150	151	152	153																6	6

TB - Caroline Garcia

																					CaGa	DoVe
154			157	158		161	162														7	6

TB - Donna Vekic

																					CaGa	DoVe
	155	156		159	160																(7)	(2)

3rd Set

Game 1: Donna Vekic Serving

																					CaGa	DoVe
163	164	165	166	167	168																0	1

Game 2: Caroline Garcia Serving

																					CaGa	DoVe
169	170	171	172	173	174																0	2



Scorecard
スコアカード / Feuille d'arbitrage

Game	Serving	Points	CaGa	DoVe	Notes
Game 3	Donna Vekic	175-180	1	2	Service Break
Game 4	Caroline Garcia	181-186	2	2	
Game 5	Donna Vekic	187-192	2	3	
Game 6	Caroline Garcia	193-202	2	4	Service Break
Game 7	Donna Vekic	203-207	2	5	
Game 8	Caroline Garcia	208-213	3	5	
Game 9	Donna Vekic	214-221	3	6	

Incidents Summary:
Code of Conduct Violation: 0
Time Violation: 0

Legend:

TB	Tie-break	W	Winner	☒	Double fault	☒	Point to receiver - 2nd serve
☒	Point to server - 2nd serve	☒	Ace - 1st serve	☒	Point to receiver - 1st serve	☒	Point to server - 1st serve
*	Service Break						



Match Statistics

試合統計 / Statistiques du match

	SHERIF Maiar (ITF)	EGY	5	6 (1)
W	PETERSON Rebecca	SWE	7	7
Match duration: 2h00min			45min	75min

Court 7

Chair Umpire: BLOM John (AUS)

SHERIF Maiar (ITF)				PETERSON Rebecca			
1 st Set	2 nd Set	3 rd Set	Total	1 st Set	2 nd Set	3 rd Set	Total
5	2		7	Total aces	2	1	3
1	0		1	Double faults	4	0	4
0	1		1	Service winners	0	1	1
24/35	30/40		54/75	1st serve	19/31	34/49	53/80
(69%)	(75%)		(72%)		(61%)	(69%)	(66%)
5	2		7	Aces on 1st serve	1	1	2
15/24	21/30		36/54	Points won on 1st serve	12/19	23/34	35/53
(63%)	(70%)		(67%)		(63%)	(68%)	(66%)
10/11	10/10		20/21	2nd Serve	8/12	15/15	23/27
(91%)	(100%)		(95%)		(67%)	(100%)	(85%)
0	0		0	Aces on 2nd Serve	1	0	1
3/11	3/10		6/21	Points won on 2nd serve	6/12	9/15	15/27
(27%)	(30%)		(29%)		(50%)	(60%)	(56%)
31	41		72	Total points won	35	48	83
13/31	17/49		30/80	Receiving points won	17/35	16/40	33/75
(42%)	(35%)		(38%)		(49%)	(40%)	(44%)
2/2	2/3		4/5	Break point conversions	3/4	1/5	4/9
(100%)	(67%)		(80%)		(75%)	(20%)	(44%)
4	9		13	Forehand winners	5	11	16
0	0		0	Backhand winners	2	0	2
9	17		26	Forced errors	4	5	9
17	10		27	Unforced errors	17	12	29
1/4	2/7		3/11	Net points won	1/1	3/3	4/4
(25%)	(29%)		(27%)		(100%)	(100%)	(100%)

	1 st Set					2 nd Set								
SHERIF Maiar (ITF)	0*0	0*1	1*1	2*3	4*5	5*5	0*1	2*3	3*4	4*4	5*5	*6	6	6(1)
PETERSON Rebecca	*1	2*3	3*4	5*5	5*5	5*6	*1	1*1	1*2	2*3	4*4	5	5*6	7

Note:
Total winners is the sum of total aces, service winners, forehand winners and backhand winners.

Legend:
ITF ITF Place **W** Winner * Server



Scorecard

スコアカード / Feuille d'arbitrage

	SHERIF Maïar (ITF)	EGY	5	6 (1)
W	PETERSON Rebecca	SWE	7	7
Match duration: 1h56min			44min	72min

Court	Court 7	Scoring Rule	Three tie-break sets
Chair Umpire	BLOM John (AUS)	Match Code	WS111
Started	12:40	Finished	14:36

1st Set

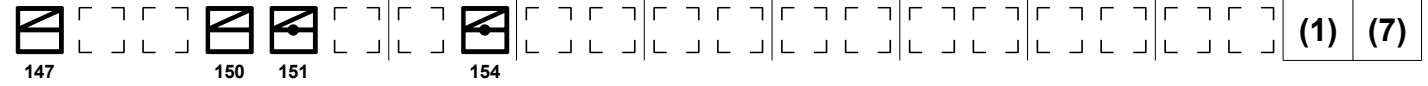
Game	Serving	MaSh	RePe
Game 1	Rebecca Peterson	0	1
Game 2	Maïar Sherif	0	2
Game 3	Rebecca Peterson	0	3
Game 4	Maïar Sherif	1	3
Game 5	Rebecca Peterson	1	4
Game 6	Maïar Sherif	1	5
Game 7	Rebecca Peterson	2	5
Game 8	Maïar Sherif	3	5
Game 9	Rebecca Peterson	4	5
Game 10	Maïar Sherif	5	5
Game 11	Rebecca Peterson	5	6



Scorecard

スコアカード / Feuille d'arbitrage

TB - Rebecca Peterson



Incidents Summary:

Code of Conduct Violation: 0
Time Violation: 0

ITF	ITF Place	TB	Tie-break	W	Winner		Double fault
☐	Point to receiver - 2nd serve	☐	Point to server - 2nd serve	☐	Ace - 1st serve	☐	Point to receiver - 1st serve
☐	Point to server - 1st serve	☐	Service Break				



Match Statistics

試合統計 / Statistiques du match

	STOSUR Samantha (ITF)	AUS	4	2
W	RYBAKINA Elena (15)	KAZ	6	6
Match duration: 1h10min			36min	34min

Court 2

Chair Umpire: HELWERTH Nico (GER)

STOSUR Samantha (ITF)				RYBAKINA Elena (15)				
1 st Set	2 nd Set	3 rd Set	Total		1 st Set	2 nd Set	3 rd Set	Total
1	1		2	Total aces	3	4		7
1	2		3	Double faults	2	2		4
0	0		0	Service winners	0	0		0
15/35	15/26		30/61	1st serve	14/24	6/20		20/44
(43%)	(58%)		(49%)		(58%)	(30%)		(45%)
1	1		2	Aces on 1st serve	3	3		6
11/15	11/15		22/30	Points won on 1st serve	13/14	6/6		19/20
(73%)	(73%)		(73%)		(93%)	(100%)		(95%)
19/20	9/11		28/31	2nd Serve	8/10	12/14		20/24
(95%)	(82%)		(90%)		(80%)	(86%)		(83%)
0	0		0	Aces on 2nd Serve	0	1		1
10/20	3/11		13/31	Points won on 2nd serve	7/10	10/14		17/24
(50%)	(27%)		(42%)		(70%)	(71%)		(71%)
25	18		43	Total points won	34	28		62
4/24	4/20		8/44	Receiving points won	14/35	12/26		26/61
(17%)	(20%)		(18%)		(40%)	(46%)		(43%)
0/0	0/0		0/0	Break point conversions	1/3	2/3		3/6
(0%)	(0%)		(0%)		(33%)	(67%)		(50%)
2	1		3	Forehand winners	5	5		10
0	0		0	Backhand winners	2	2		4
15	7		22	Forced errors	14	9		23
9	10		19	Unforced errors	8	7		15
2/2	1/3		3/5	Net points won	5/6	2/2		7/8
(100%)	(33%)		(60%)		(83%)	(100%)		(88%)

	1 st Set						2 nd Set												
STOSUR Samantha (ITF)	0	*1	1	*2	2	*3	3	*4	4	*4		0	*1	1	*1	1	*2	2	*2
RYBAKINA Elena (15)	*1	1	*2	2	*3	3	*4	4	*5	6		*1	1	*2	3	*4	4	*5	6

Note:
Total winners is the sum of total aces, service winners, forehand winners and backhand winners.

Legend:
ITF ITF Place **W** Winner * Server



Scorecard

スコアカード / Feuille d'arbitrage

	STOSUR Samantha (ITF)	AUS	4	2
W	RYBAKINA Elena (15)	KAZ	6	6
Match duration: 1h10min			35min	35min

Court	Court 2	Scoring Rule	Three tie-break sets
Chair Umpire	HELWERTH Nico (GER)	Match Code	WS112
Started	12:31	Finished	13:41

1st Set

Game 1: Elena Rybakina Serving SaSt EIRy
 0 1

Game 2: Samantha Stosur Serving SaSt EIRy
 1 1

Game 3: Elena Rybakina Serving SaSt EIRy
 1 2

Game 4: Samantha Stosur Serving SaSt EIRy
 2 2

Game 5: Elena Rybakina Serving SaSt EIRy
 2 3

Game 6: Samantha Stosur Serving SaSt EIRy
 3 3

Game 7: Elena Rybakina Serving SaSt EIRy
 3 4

Game 8: Samantha Stosur Serving SaSt EIRy
 4 4

Game 9: Elena Rybakina Serving SaSt EIRy
 4 5

Game 10: Samantha Stosur Serving SaSt EIRy
 4 6

2nd Set





Scorecard

スコアカード / Feuille d'arbitrage

Game 1: Elena Rybakina Serving														SaSt	EIRy
														0	1
60	61	62	63	64											
Game 2: Samantha Stosur Serving														SaSt	EIRy
														1	1
65	66	67	68	69	70	71	72								
Game 3: Elena Rybakina Serving														SaSt	EIRy
														1	2
73	74	75	76	77											
Game 4: Samantha Stosur Serving														SaSt	EIRy
														1	3
78	79	80	81	82	83										
Game 5: Elena Rybakina Serving														SaSt	EIRy
														1	4
84	85	86	87	88											
Game 6: Samantha Stosur Serving														SaSt	EIRy
														2	4
89	90	91	92												
Game 7: Elena Rybakina Serving														SaSt	EIRy
														2	5
93	94	95	96	97											
Game 8: Samantha Stosur Serving														SaSt	EIRy
														2	6
98	99	100	101	102	103	104	105								

Incidents Summary:
 Code of Conduct Violation: 0
 Time Violation: 0

Legend:					
	ITF Place		Winner		Ace - 2nd serve
	Point to receiver - 2nd serve		Point to server - 2nd serve		Ace - 1st serve
	Point to server - 1st serve		Service Break		Double fault
					Point to receiver - 1st serve


Match Statistics

試合統計 / Statistiques du match

W	KVITOVA Petra (10)	CZE	6	6
	PAOLINI Jasmine	ITA	4	3
Match duration: 1h10min			35min	35min

Court 3

Chair Umpire: TOURTE Aurelie (FRA)

KVITOVA Petra (10)				PAOLINI Jasmine			
1 st Set	2 nd Set	3 rd Set	Total	1 st Set	2 nd Set	3 rd Set	Total
4	1		5	Total aces	0	0	0
1	3		4	Double faults	0	2	2
1	0		1	Service winners	0	1	1
15/24	18/28		33/52	1st serve	16/31	12/22	28/53
(63%)	(64%)		(63%)		(52%)	(55%)	(53%)
4	1		5	Aces on 1st serve	0	0	0
13/15	13/18		26/33	Points won on 1st serve	8/16	7/12	15/28
(87%)	(72%)		(79%)		(50%)	(58%)	(54%)
8/9	7/10		15/19	2nd Serve	15/15	8/10	23/25
(89%)	(70%)		(79%)		(100%)	(80%)	(92%)
0	0		0	Aces on 2nd Serve	0	0	0
7/9	5/10		12/19	Points won on 2nd serve	11/15	4/10	15/25
(78%)	(50%)		(63%)		(73%)	(40%)	(60%)
32	29		61	Total points won	23	21	44
12/31	11/22		23/53	Receiving points won	4/24	10/28	14/52
(39%)	(50%)		(43%)		(17%)	(36%)	(27%)
1/2	2/3		3/5	Break point conversions	0/0	1/2	1/2
(50%)	(67%)		(60%)		(0%)	(50%)	(50%)
6	5		11	Forehand winners	3	3	6
4	5		9	Backhand winners	0	0	0
17	8		25	Forced errors	14	15	29
3	9		12	Unforced errors	3	3	6
2/3	3/4		5/7	Net points won	0/1	3/3	3/4
(67%)	(75%)		(71%)		(0%)	(100%)	(75%)

	1 st Set						2 nd Set					
	*1	1*2	2*3	3*4	4*5	6	*1	2*2	3*4	4*5	5*6	
KVITOVA Petra (10)												
PAOLINI Jasmine	0*	1*	2*	3*	4*	4*	0*	1*	1*	2*	3*	

Note:
Total winners is the sum of total aces, service winners, forehand winners and backhand winners.

Legend:
W Winner * Server



Scorecard

スコアカード / Feuille d'arbitrage

W	KVITOVA Petra (10)	CZE	6	6
	PAOLINI Jasmine	ITA	4	3
Match duration: 1h10min			35min	35min

Court	Court 3	Scoring Rule	Three tie-break sets
Chair Umpire	TOURTE Aurelie (FRA)	Match Code	WS113
Started	16:41	Finished	17:52

1st Set

Game	Serving	PeKv	JaPa
Game 1	Petra Kvitova	1	0
Game 2	Jasmine Paolini	1	1
Game 3	Petra Kvitova	2	1
Game 4	Jasmine Paolini	2	2
Game 5	Petra Kvitova	3	2
Game 6	Jasmine Paolini	3	3
Game 7	Petra Kvitova	4	3
Game 8	Jasmine Paolini	4	4
Game 9	Petra Kvitova	5	4
Game 10	Jasmine Paolini	6	4

2nd Set

Scorecard

スコアカード / Feuille d'arbitrage

Game	Serving	PeKv	JaPa
Game 1	Petra Kvitova	1	0
Game 2	Jasmine Paolini	2	0
Game 3	Petra Kvitova	2	1
Game 4	Jasmine Paolini	3	1
Game 5	Petra Kvitova	4	1
Game 6	Jasmine Paolini	4	2
Game 7	Petra Kvitova	5	2
Game 8	Jasmine Paolini	5	3
Game 9	Petra Kvitova	6	3

Incidents Summary:
Code of Conduct Violation: 0
Time Violation: 0

Legend:					
Winner	Double fault	Point to receiver - 1st serve	Point to server - 1st serve	Point to receiver - 2nd serve	Point to server - 2nd serve
Ace - 1st serve	Double fault	Point to receiver - 1st serve	Point to server - 1st serve	Point to receiver - 2nd serve	Point to server - 2nd serve
				Service Break	



Match Statistics

試合統計 / Statistiques du match

	JOROVIC Ivana	SRB	3	2
W	van UYTVANCK Alison	BEL	6	6
Match duration: 1h26min			47min	39min

Court 4

Chair Umpire: RAMOS Carlos (POR)

JOROVIC Ivana				van UYTVANCK Alison				
1 st Set	2 nd Set	3 rd Set	Total		1 st Set	2 nd Set	3 rd Set	Total
4	0		4	Total aces	4	1		5
4	2		6	Double faults	1	1		2
0	1		1	Service winners	0	0		0
17/38	12/23		29/61	1st serve	20/31	14/21		34/52
(45%)	(52%)		(48%)		(65%)	(67%)		(65%)
3	0		3	Aces on 1st serve	4	1		5
9/17	6/12		15/29	Points won on 1st serve	16/20	10/14		26/34
(53%)	(50%)		(52%)		(80%)	(71%)		(76%)
17/21	9/11		26/32	2nd Serve	10/11	6/7		16/18
(81%)	(82%)		(81%)		(91%)	(86%)		(89%)
1	0		1	Aces on 2nd Serve	0	0		0
12/21	3/11		15/32	Points won on 2nd serve	7/11	3/7		10/18
(57%)	(27%)		(47%)		(64%)	(43%)		(56%)
29	17		46	Total points won	40	27		67
8/31	8/21		16/52	Receiving points won	17/38	14/23		31/61
(26%)	(38%)		(31%)		(45%)	(61%)		(51%)
0/0	1/1		1/1	Break point conversions	1/8	3/4		4/12
(0%)	(100%)		(100%)		(13%)	(75%)		(33%)
3	0		3	Forehand winners	5	1		6
4	1		5	Backhand winners	6	2		8
18	13		31	Forced errors	12	8		20
7	10		17	Unforced errors	6	7		13
1/6	1/1		2/7	Net points won	6/9	1/2		7/11
(17%)	(100%)		(29%)		(67%)	(50%)		(64%)

	1 st Set						2 nd Set										
JOROVIC Ivana	0	*1	1	*1	1	*2	2	*3	3	*0	0	*1	1	*1	2	*2	2
van UYTVANCK Alison	*1	1	*2	3	*4	4	*5	5	*6	1	*2	2	*3	4	*4	5	*6

Note:
Total winners is the sum of total aces, service winners, forehand winners and backhand winners.

Legend:
W Winner * Server



Scorecard

スコアカード / Feuille d'arbitrage

	JOROVIC Ivana	SRB	3	2
W	van UYTVANCK Alison	BEL	6	6
Match duration: 1h26min			48min	38min

Court	Court 4	Scoring Rule	Three tie-break sets
Chair Umpire	RAMOS Carlos (POR)	Match Code	WS114
Started	14:24	Finished	15:50

1st Set

Game	Serving	IvJo	Alva
Game 1	Alison van Uytvanck	0	1
Game 2	Ivana Jorovic	1	1
Game 3	Alison van Uytvanck	1	2
Game 4	Ivana Jorovic	1	3
Game 5	Alison van Uytvanck	1	4
Game 6	Ivana Jorovic	2	4
Game 7	Alison van Uytvanck	2	5
Game 8	Ivana Jorovic	3	5
Game 9	Alison van Uytvanck	3	6

2nd Set

Game	Serving	IvJo	Alva
Game 1	Ivana Jorovic	0	1



Scorecard

スコアカード / Feuille d'arbitrage

Game 2: Alison van Uytvanck Serving

														IvJo	Alva
														0	2
78	79	80	81												

Game 3: Ivana Jorovic Serving

														IvJo	Alva
														1	2
82	83	84	85	86											

Game 4: Alison van Uytvanck Serving

														IvJo	Alva
														1	3
87	88	89	90	91	92										

Game 5: Ivana Jorovic Serving

														IvJo	Alva
														1	4
93	94	95	96												

Game 6: Alison van Uytvanck Serving

														IvJo	Alva
														2	4
97	98	99	100	101											

Game 7: Ivana Jorovic Serving

														IvJo	Alva
														2	5
102	103	104	105	106	107										

Game 8: Alison van Uytvanck Serving

														IvJo	Alva
														2	6
108	109	110	111	112	113										

Incidents Summary:

Code of Conduct Violation: 0
Time Violation: 0

Legend:

W Winner			



Match Statistics

試合統計 / Statistiques du match

	CEPEDE ROYG Veronica (ITF)	PAR	4	3
W	WANG Qiang (ITF)	CHN	6	6
Match duration: 1h34min			40min	54min

Court 5

Chair Umpire: ROCHA Aline (BRA)

CEPEDE ROYG Veronica (ITF)				WANG Qiang (ITF)				
1 st Set	2 nd Set	3 rd Set	Total		1 st Set	2 nd Set	3 rd Set	Total
1	0		1	Total aces	2	1		3
1	2		3	Double faults	1	0		1
0	0		0	Service winners	1	0		1
17/26	20/28		37/54	1st serve	20/30	25/37		45/67
(65%)	(71%)		(69%)		(67%)	(68%)		(67%)
1	0		1	Aces on 1st serve	1	1		2
11/17	6/20		17/37	Points won on 1st serve	15/20	12/25		27/45
(65%)	(30%)		(46%)		(75%)	(48%)		(60%)
8/9	6/8		14/17	2nd Serve	9/10	12/12		21/22
(89%)	(75%)		(82%)		(90%)	(100%)		(95%)
0	0		0	Aces on 2nd Serve	1	0		1
6/9	3/8		9/17	Points won on 2nd serve	6/10	6/12		12/22
(67%)	(38%)		(53%)		(60%)	(50%)		(55%)
26	28		54	Total points won	30	37		67
9/30	19/37		28/67	Receiving points won	9/26	19/28		28/54
(30%)	(51%)		(42%)		(35%)	(68%)		(52%)
0/0	2/9		2/9	Break point conversions	1/2	4/5		5/7
(0%)	(22%)		(22%)		(50%)	(80%)		(71%)
5	2		7	Forehand winners	3	6		9
0	2		2	Backhand winners	1	2		3
8	13		21	Forced errors	8	10		18
15	15		30	Unforced errors	12	14		26
2/3	2/3		4/6	Net points won	2/5	1/1		3/6
(67%)	(67%)		(67%)		(40%)	(100%)		(50%)

	1 st Set				2 nd Set							
CEPEDE ROYG Veronica (ITF)	*1	1*1	1*2	2*3	3*4	4	*1	2*2	2*2	2*2	3*3	
WANG Qiang (ITF)	0	*1	2*3	3*4	4*5	5*6	0	*0	1*2	3*4	5*5	6

Note:
Total winners is the sum of total aces, service winners, forehand winners and backhand winners.

Legend:
ITF ITF Place **W** Winner * Server



Scorecard

スコアカード / Feuille d'arbitrage

	CEPEDE ROYG Veronica (ITF)	PAR	4	3
W	WANG Qiang (ITF)	CHN	6	6
Match duration: 1h33min			40min	53min

Court	Court 5	Scoring Rule	Three tie-break sets
Chair Umpire	ROCHA Aline (BRA)	Match Code	WS115
Started	11:09	Finished	12:44

1st Set

Game	Serving	VeCe	QiWa
Game 1: Veronica Cepede Royg	Serving	1	0
Game 2: Qiang Wang	Serving	1	1
Game 3: Veronica Cepede Royg	Serving	1	2
Game 4: Qiang Wang	Serving	1	3
Game 5: Veronica Cepede Royg	Serving	2	3
Game 6: Qiang Wang	Serving	2	4
Game 7: Veronica Cepede Royg	Serving	3	4
Game 8: Qiang Wang	Serving	3	5
Game 9: Veronica Cepede Royg	Serving	4	5
Game 10: Qiang Wang	Serving	4	6

2nd Set



Scorecard

スコアカード / Feuille d'arbitrage

Game 1: Veronica Cepede Royg Serving														VeCe	QiWa		
															1	0	
57	58	59	60	61													
Game 2: Qiang Wang Serving														VeCe	QiWa		
															2	0	
62	63	64	65	66													
Game 3: Veronica Cepede Royg Serving														VeCe	QiWa		
															2	1	
67	68	69	70	71													
Game 4: Qiang Wang Serving														VeCe	QiWa		
															2	2	
72	73	74	75	76	77	78	79	80	81								
Game 5: Veronica Cepede Royg Serving														VeCe	QiWa		
															2	3	
82	83	84	85	86	87	88	89	90	91								
Game 6: Qiang Wang Serving														VeCe	QiWa		
															2	4	
92	93	94	95	96	97	98	99	100	101	102	103	104	105	106	107		
Game 7: Veronica Cepede Royg Serving														VeCe	QiWa		
															2	5	
108	109	110	111														
Game 8: Qiang Wang Serving														VeCe	QiWa		
															3	5	
112	113	114	115	116	117												
Game 9: Veronica Cepede Royg Serving														VeCe	QiWa		
															3	6	
118	119	120	121														

Incidents Summary:

Code of Conduct Violation: 0

Time Violation: 1

Time Violation on CEPEDE ROYG, Veronica (PAR) in Set 2, Game 5, Point 6 at 12:20 on 25 July 2021



Ariake Tennis Park

有明テニスの森
Parc de Tennis d'Ariake

SUN 25 JUL 2021

Tennis

テニス / Tennis

Women's Singles

女子シングルス / Simple femmes

First Round

1回戦 / 1er tour



Scorecard

スコアカード / Feuille d'arbitrage

Legend:							
ITF	ITF Place	W	Winner		Ace - 2nd serve		Double fault
	Point to receiver - 2nd serve		Point to server - 2nd serve		Ace - 1st serve		Point to receiver - 1st serve
	Point to server - 1st serve		Service Break				





Match Statistics

試合統計 / Statistiques du match

	KUDERMETOVA Veronika	ROC	5	5
W	MUGURUZA Garbine (7)	ESP	7	7
Match duration: 2h03min			66min	57min

Court 2

Chair Umpire: MEVEL Timothee (FRA)

KUDERMETOVA Veronika				MUGURUZA Garbine (7)				
1 st Set	2 nd Set	3 rd Set	Total		1 st Set	2 nd Set	3 rd Set	Total
5	10		15	Total aces	5	7		12
0	3		3	Double faults	2	0		2
1	0		1	Service winners	0	1		1
23/36	23/37		46/73	1st serve	30/51	30/41		60/92
(64%)	(62%)		(63%)		(59%)	(73%)		(65%)
5	10		15	Aces on 1st serve	5	7		12
12/23	18/23		30/46	Points won on 1st serve	17/30	25/30		42/60
(52%)	(78%)		(65%)		(57%)	(83%)		(70%)
13/13	11/14		24/27	2nd Serve	19/21	11/11		30/32
(100%)	(79%)		(89%)		(90%)	(100%)		(94%)
0	0		0	Aces on 2nd Serve	0	0		0
6/13	4/14		10/27	Points won on 2nd serve	11/21	1/11		12/32
(46%)	(29%)		(37%)		(52%)	(9%)		(38%)
41	37		78	Total points won	46	41		87
23/51	15/41		38/92	Receiving points won	18/36	15/37		33/73
(45%)	(37%)		(41%)		(50%)	(41%)		(45%)
2/5	1/3		3/8	Break point conversions	3/3	2/6		5/9
(40%)	(33%)		(38%)		(100%)	(33%)		(56%)
6	6		12	Forehand winners	4	3		7
8	3		11	Backhand winners	1	4		5
16	8		24	Forced errors	3	7		10
20	18		38	Unforced errors	18	11		29
3/4	2/4		5/8	Net points won	3/5	3/5		6/10
(75%)	(50%)		(63%)		(60%)	(60%)		(60%)

	1 st Set					2 nd Set						
KUDERMETOVA Veronika	0*0	0*0	1*2	2*3	4*5	5*5	0*1	1*2	3*4	4*4	4*5	5*5
MUGURUZA Garbine (7)	*1	2*3	4*4	4*5	5*5	5*6	*1	1*2	2*2	2*3	4*5	5*6

Note:
Total winners is the sum of total aces, service winners, forehand winners and backhand winners.

Legend:
W Winner * Server



Scorecard

スコアカード / Feuille d'arbitrage

	KUDERMETOVA Veronika	ROC	5	5
W	MUGURUZA Garbine (7)	ESP	7	7
Match duration: 2h02min			65min	57min

Court	Court 2	Scoring Rule	Three tie-break sets
Chair Umpire	MEVEL Timothee (FRA)	Match Code	WS116
Started	13:52	Finished	15:55

1st Set

























Game	Serving	VeKu	GaMu
Game 1	Garbine Muguruza	0	1
Game 2	Veronika Kudermetova	0	2
Game 3	Garbine Muguruza	0	3
Game 4	Veronika Kudermetova	0	4
Game 5	Garbine Muguruza	1	4
Game 6	Veronika Kudermetova	2	4
Game 7	Garbine Muguruza	2	5
Game 8	Veronika Kudermetova	3	5
Game 9	Garbine Muguruza	4	5
Game 10	Veronika Kudermetova	5	5
Game 11	Garbine Muguruza	5	6



Scorecard

スコアカード / Feuille d'arbitrage

Game 12: Veronika Kudermetova Serving

																																																																																																																																																																																																																																																																																																																																													
--	---	---	---	---	---	---	---	---	---	---	---	---	---	--	---	---	---	---	---	---	---	---	---	---	---	---	---	---	---	---	---	---	---	---	---	---	---	---	---	---	---	---	---	---	---	---	---	---	---	---	---	---	---	---	---	---	---	---	---	---	---	---	---	---	---	---	---	---	---	---	---	---	---	---	---	---	---	---	---	---	---	---	---	---	---	---	---	---	---	---	---	---	---	---	---	---	---	---	---	---	---	---	---	---	---	---	---	---	---	---	---	---	---	---	---	---	---	---	---	---	---	---	---	---	---	---	---	---	---	---	---	---	---	---	---	---	---	---	---	---	---	---	---	---	---	---	---	---	---	---	---	---	---	---	---	--	--	--	--	--	--	--	--	--	--	--	--	--	--	--	--	--	--	--	--	--	--	--	--	--	--	--	--	--	--	--	--	--	--	--	--	--	--	--	--	--	--	--	--	--	--	--	--	--	--	--	--	--	--	--	--	--	--	--	--	--	--	--	--	--	--	--	--	--	--	--	--	--	--	--	--	--	--	--	--	--	--	--	--	--	--	--	--	--	--	--	--	--	--	--	--	--	--	--	--	--	--	--	--	--	--	--	--	--	--	--	--	--	--	--	--	--	--	--	--	--	--	--	--	--	--	--	--	--	--	--	--	--	--	--	--	--	--	--	--	--	--	--	--	--	--	--	--	--	--	--	--	--	--	--	--	--	--	--	--	--	--	--	--	--	--	--	--	--	--	--	--	--	--	--	--	--	--



Ariake Tennis Park

有明テニスの森
Parc de Tennis d'Ariake

SUN 25 JUL 2021

Tennis

テニス / Tennis

Women's Singles

女子シングルス / Simple femmes

First Round

1回戦 / 1er tour



Scorecard

スコアカード / Feuille d'arbitrage

Incidents Summary:

Code of Conduct Violation: 0

Time Violation: 1

Time Violation on MUGURUZA, Garbine (ESP) in Set 1, Game 5, Point 10 at 14:18 on 25 July 2021

Legend:							
W	Winner		Double fault		Point to receiver - 2nd serve		Point to server - 2nd serve
	Ace - 1st serve		Point to receiver - 1st serve		Point to server - 1st serve		Service Break




Match Statistics

試合統計 / Statistiques du match

W	PLISKOVA Karolina (5)	CZE	6	6
	CORNET Alize	FRA	1	3
Match duration: 1h05min			29min	36min

Court 2

Chair Umpire: RASK Christian (DEN)

PLISKOVA Karolina (5)				CORNET Alize			
1 st Set	2 nd Set	3 rd Set	Total	1 st Set	2 nd Set	3 rd Set	Total
2	1		3	0	0		0
1	3		4	1	0		1
0	1		1	0	0		0
9/14	18/30		27/44	10/24	16/20		26/44
(64%)	(60%)		(61%)	(42%)	(80%)		(59%)
2	1		3	0	0		0
7/9	15/18		22/27	3/10	9/16		12/26
(78%)	(83%)		(81%)	(30%)	(56%)		(46%)
4/5	9/12		13/17	13/14	4/4		17/18
(80%)	(75%)		(76%)	(93%)	(100%)		(94%)
0	0		0	0	0		0
2/5	7/12		9/17	4/14	3/4		7/18
(40%)	(58%)		(53%)	(29%)	(75%)		(39%)
26	30		56	12	20		32
17/24	8/20		25/44	5/14	8/30		13/44
(71%)	(40%)		(57%)	(36%)	(27%)		(30%)
4/7	1/1		5/8	1/1	0/1		1/2
(57%)	(100%)		(63%)	(100%)	(0%)		(50%)
4	6		10	0	4		4
6	2		8	2	1		3
2	2		4	8	11		19
8	11		19	6	6		12
2/3	4/5		6/8	0/0	1/3		1/3
(67%)	(80%)		(75%)	(0%)	(33%)		(33%)
Total aces				0	0		0
Double faults				1	0		1
Service winners				0	0		0
1st serve				10/24	16/20		26/44
				(42%)	(80%)		(59%)
Aces on 1st serve				0	0		0
Points won on 1st serve				3/10	9/16		12/26
				(30%)	(56%)		(46%)
2nd Serve				13/14	4/4		17/18
				(93%)	(100%)		(94%)
Aces on 2nd Serve				0	0		0
Points won on 2nd serve				4/14	3/4		7/18
				(29%)	(75%)		(39%)
Total points won				12	20		32
Receiving points won				5/14	8/30		13/44
				(36%)	(27%)		(30%)
Break point conversions				1/1	0/1		1/2
				(100%)	(0%)		(50%)
Forehand winners				0	4		4
Backhand winners				2	1		3
Forced errors				8	11		19
Unforced errors				6	6		12
Net points won				0/0	1/3		1/3
				(0%)	(33%)		(33%)

	1 st Set						2 nd Set					
PLISKOVA Karolina (5)	1*	2*	3*	4*	5*	6	*1	2*	3*	4*	5*	6
CORNET Alize	*0	0*	1*	1*	1*		0*	0*	1*	1*	2*	3

Note:
Total winners is the sum of total aces, service winners, forehand winners and backhand winners.

Legend:
W Winner * Server



Scorecard

スコアカード / Feuille d'arbitrage

W	PLISKOVA Karolina (5)	CZE	6	6
	CORNET Alize	FRA	1	3
Match duration: 1h03min			26min	37min

Court	Court 2	Scoring Rule	Three tie-break sets
Chair Umpire	RASK Christian (DEN)	Match Code	WS117
Started	11:08	Finished	12:11

1st Set

Game 1: Alize Cornet Serving													KaPI	AICo	☀
1	2	3	4	5	6								1	0	
Game 2: Karolina Pliskova Serving													KaPI	AICo	
7	8	9	10										2	0	
Game 3: Alize Cornet Serving													KaPI	AICo	☀
11	12	13	14	15	16								3	0	
Game 4: Karolina Pliskova Serving													KaPI	AICo	☀
17	18	19	20	21									3	1	
Game 5: Alize Cornet Serving													KaPI	AICo	☀
22	23	24	25	26	27	28	29						4	1	
Game 6: Karolina Pliskova Serving													KaPI	AICo	
30	31	32	33	34									5	1	
Game 7: Alize Cornet Serving													KaPI	AICo	☀
35	36	37	38										6	1	

2nd Set


















Game 1: Karolina Pliskova Serving													KaPI	AICo	
39	40	41	42										1	0	
Game 2: Alize Cornet Serving													KaPI	AICo	☀
43	44	45	46										2	0	
Game 3: Karolina Pliskova Serving													KaPI	AICo	
47	48	49	50	51	52	53	54						3	0	


























Scorecard

スコアカード / Feuille d'arbitrage
























Game 4: Alize Cornet Serving

																							KaPI	AI Co		
55	56	57	58	59	60																				3	1
























Game 5: Karolina Pliskova Serving

																							KaPI	AI Co		
61	62	63	64	65	66	67	68																		4	1
























Game 6: Alize Cornet Serving

																							KaPI	AI Co		
69	70	71	72																						4	2
























Game 7: Karolina Pliskova Serving

																							KaPI	AI Co		
73	74	75	76	77																					5	2

Game 8: Alize Cornet Serving










																							KaPI	AI Co		
78	79	80	81	82	83																				5	3

Game 9: Karolina Pliskova Serving

																							KaPI	AI Co		
84	85	86	87	88																					6	3

Incidents Summary:

Code of Conduct Violation: 0
Time Violation: 0

Legend:	 Winner	 Ace - 2nd serve	 Double fault	 Point to receiver - 2nd serve
	 Point to server - 2nd serve	 Ace - 1st serve	 Point to receiver - 1st serve	 Point to server - 1st serve
	 Service Break			



Match Statistics

試合統計 / Statistiques du match

W	SUAREZ NAVARRO Carla	ESP	6	6
	JABEUR Ons	TUN	4	1
Match duration: 1h01min			35min	26min

Court 5

Chair Umpire: KJENDLIE Julie (NOR)

SUAREZ NAVARRO Carla				JABEUR Ons				
1 st Set	2 nd Set	3 rd Set	Total		1 st Set	2 nd Set	3 rd Set	Total
0	0		0	Total aces	0	1		1
0	1		1	Double faults	2	2		4
0	0		0	Service winners	0	0		0
21/27	20/24		41/51	1st serve	17/31	14/21		31/52
(78%)	(83%)		(80%)		(55%)	(67%)		(60%)
0	0		0	Aces on 1st serve	0	1		1
14/21	15/20		29/41	Points won on 1st serve	11/17	8/14		19/31
(67%)	(75%)		(71%)		(65%)	(57%)		(61%)
6/6	3/4		9/10	2nd Serve	12/14	5/7		17/21
(100%)	(75%)		(90%)		(86%)	(71%)		(81%)
0	0		0	Aces on 2nd Serve	0	0		0
3/6	3/4		6/10	Points won on 2nd serve	5/14	2/7		7/21
(50%)	(75%)		(60%)		(36%)	(29%)		(33%)
32	29		61	Total points won	26	16		42
15/31	11/21		26/52	Receiving points won	10/27	6/24		16/51
(48%)	(52%)		(50%)		(37%)	(25%)		(31%)
2/3	2/6		4/9	Break point conversions	1/1	0/0		1/1
(67%)	(33%)		(44%)		(100%)	(0%)		(100%)
4	5		9	Forehand winners	5	3		8
3	3		6	Backhand winners	5	3		8
9	4		13	Forced errors	10	6		16
7	5		12	Unforced errors	15	13		28
5/6	3/3		8/9	Net points won	3/6	1/1		4/7
(83%)	(100%)		(89%)		(50%)	(100%)		(57%)

	1 st Set						2 nd Set					
	*1	1*2	2*3	4*5	5*6	6	*1	2*3	3*4	5*6	6	
SUAREZ NAVARRO Carla												
JABEUR Ons	0*	1*	2*	2*	3*	4*	0*	0*	1*	1*	1	

Note:
Total winners is the sum of total aces, service winners, forehand winners and backhand winners.

Legend:
W Winner * Server



Scorecard

スコアカード / Feuille d'arbitrage

W	SUAREZ NAVARRO Carla	ESP	6	6
	JABEUR Ons	TUN	4	1
Match duration: 1h01min			35min	26min

Court	Court 5	Scoring Rule	Three tie-break sets
Chair Umpire	KJENDLIE Julie (NOR)	Match Code	WS118
Started	12:59	Finished	14:01

1st Set

Game 1: Carla Suarez Navarro Serving														CaSu	OnJa
														1	0
1	2	3	4	5	6										
Game 2: Ons Jabeur Serving														CaSu	OnJa
														1	1
7	8	9	10	11	12										
Game 3: Carla Suarez Navarro Serving														CaSu	OnJa
														2	1
13	14	15	16	17											
Game 4: Ons Jabeur Serving														CaSu	OnJa
														2	2
18	19	20	21	22	23										
Game 5: Carla Suarez Navarro Serving														CaSu	OnJa
														3	2
24	25	26	27	28											
Game 6: Ons Jabeur Serving														CaSu	OnJa
														4	2
29	30	31	32	33	34										
Game 7: Carla Suarez Navarro Serving														CaSu	OnJa
														5	2
35	36	37	38	39	40										
Game 8: Ons Jabeur Serving														CaSu	OnJa
														5	3
41	42	43	44	45	46	47	48								
Game 9: Carla Suarez Navarro Serving														CaSu	OnJa
														5	4
49	50	51	52	53											
Game 10: Ons Jabeur Serving														CaSu	OnJa
														6	4
54	55	56	57	58											

2nd Set



Scorecard

スコアカード / Feuille d'arbitrage

Game 1: Carla Suarez Navarro Serving														CaSu	OnJa	
															1	0
59	60	61	62	63	64	65	66									
Game 2: Ons Jabeur Serving														CaSu	OnJa	
															2	0
67	68	69	70	71	72											
Game 3: Carla Suarez Navarro Serving														CaSu	OnJa	
															3	0
73	74	75	76	77	78	79	80									
Game 4: Ons Jabeur Serving														CaSu	OnJa	
															3	1
81	82	83	84	85												
Game 5: Carla Suarez Navarro Serving														CaSu	OnJa	
															4	1
86	87	88	89													
Game 6: Ons Jabeur Serving														CaSu	OnJa	
															5	1
90	91	92	93	94	95	96	97	98	99							
Game 7: Carla Suarez Navarro Serving														CaSu	OnJa	
															6	1
100	101	102	103													

Incidents Summary:

Code of Conduct Violation: 0
Time Violation: 0

Legend:							
	Winner		Double fault		Point to receiver - 2nd serve		Point to server - 2nd serve
	Ace - 1st serve		Point to receiver - 1st serve		Point to server - 1st serve		Service Break



Match Statistics

試合統計 / Statistiques du match

	OSTAPENKO Jelena	LAT	4	7	4
W	VESNINA Elena	ROC	6	6 (2)	6
Match duration: 2h18min			34min	56min	48min

Court 6

Chair Umpire: THOMSON Kelly (GBR)

OSTAPENKO Jelena				VESNINA Elena				
1 st Set	2 nd Set	3 rd Set	Total		1 st Set	2 nd Set	3 rd Set	Total
2	3	3	8	Total aces	4	8	4	16
2	1	3	6	Double faults	1	3	2	6
1	1	1	3	Service winners	0	0	0	0
12/25	26/46	16/23	54/94	1st serve	15/27	18/34	17/31	50/92
(48%)	(57%)	(70%)	(57%)		(56%)	(53%)	(55%)	(54%)
2	2	3	7	Aces on 1st serve	3	7	4	14
10/12	21/26	12/16	43/54	Points won on 1st serve	12/15	16/18	12/17	40/50
(83%)	(81%)	(75%)	(80%)		(80%)	(89%)	(71%)	(80%)
11/13	19/20	4/7	34/40	2nd Serve	11/12	13/16	12/14	36/42
(85%)	(95%)	(57%)	(85%)		(92%)	(81%)	(86%)	(86%)
0	1	0	1	Aces on 2nd Serve	1	1	0	2
5/13	13/20	3/7	21/40	Points won on 2nd serve	6/12	10/16	8/14	24/42
(38%)	(65%)	(43%)	(53%)		(50%)	(63%)	(57%)	(57%)
24	42	26	92	Total points won	28	38	28	94
9/27	8/34	11/31	28/92	Receiving points won	10/25	12/46	8/23	30/94
(33%)	(24%)	(35%)	(30%)		(40%)	(26%)	(35%)	(32%)
1/2	0/0	1/2	2/4	Break point conversions	2/3	0/5	2/2	4/10
(50%)	(0%)	(50%)	(50%)		(67%)	(0%)	(100%)	(40%)
5	2	3	10	Forehand winners	1	3	2	6
5	2	1	8	Backhand winners	3	1	2	6
4	8	5	17	Forced errors	6	15	10	31
16	18	15	49	Unforced errors	5	19	8	32
1/3	0/0	1/3	2/6	Net points won	3/5	0/0	4/4	7/9
(33%)	(0%)	(33%)	(33%)		(60%)	(0%)	(100%)	(78%)

	1 st Set				2 nd Set							3 rd Set																							
OSTAPENKO Jelena	0	*1	1	*2	3	*4	4	*4	4	*4	0	*1	1	*2	2	*3	3	*4	4	*5	5	*6	6	7	*0	0	*1	2	*3	3	*4	4	*4	4	
VESNINA Elena	*1	1	*2	2	*2	2	*3	4	*4	5	6	*1	1	*2	2	*3	3	*4	4	*5	5	*6	6	6(2)	1	*2	2	*2	2	*3	3	*4	4	5	*6

Note:

Total winners is the sum of total aces, service winners, forehand winners and backhand winners.

Legend:

W Winner * Server



Scorecard

スコアカード / Feuille d'arbitrage

	OSTAPENKO Jelena	LAT	4	7	4
W	VESNINA Elena	ROC	6	6 (2)	6
Match duration: 2h18min			34min	57min	47min

Court	Court 6	Scoring Rule	Three tie-break sets
Chair Umpire	THOMSON Kelly (GBR)	Match Code	WS119
Started	13:41	Finished	16:00

1st Set

Game	Serving	JeOs	EIVe
Game 1	Elena Vesnina	0	1
Game 2	Jelena Ostapenko	1	1
Game 3	Elena Vesnina	1	2
Game 4	Jelena Ostapenko	2	2
Game 5	Elena Vesnina	3	2
Game 6	Jelena Ostapenko	4	2
Game 7	Elena Vesnina	4	3
Game 8	Jelena Ostapenko	4	4
Game 9	Elena Vesnina	4	5
Game 10	Jelena Ostapenko	4	6

2nd Set



Scorecard

スコアカード / Feuille d'arbitrage

Game 1: Elena Vesnina Serving														JeOs	EIVe
														0	1
53	54	55	56	57											
Game 2: Jelena Ostapenko Serving														JeOs	EIVe
														1	1
58	59	60	61	62	63	64	65	66	67	68	69	70	71		
Game 3: Elena Vesnina Serving														JeOs	EIVe
														1	2
76	77	78	79												
Game 4: Jelena Ostapenko Serving														JeOs	EIVe
														2	2
80	81	82	83												
Game 5: Elena Vesnina Serving														JeOs	EIVe
														2	3
84	85	86	87												
Game 6: Jelena Ostapenko Serving														JeOs	EIVe
														3	3
88	89	90	91	92											
Game 7: Elena Vesnina Serving														JeOs	EIVe
														3	4
93	94	95	96												
Game 8: Jelena Ostapenko Serving														JeOs	EIVe
														4	4
97	98	99	100	101	102										
Game 9: Elena Vesnina Serving														JeOs	EIVe
														4	5
103	104	105	106	107	108										
Game 10: Jelena Ostapenko Serving														JeOs	EIVe
														5	5
109	110	111	112	113											
Game 11: Elena Vesnina Serving														JeOs	EIVe
														5	6
114	115	116	117	118	119										
Game 12: Jelena Ostapenko Serving														JeOs	EIVe
														6	6
120	121	122	123												
TB - Jelena Ostapenko														JeOs	EIVe
														7	6
125	126			129	130										
TB - Elena Vesnina														JeOs	EIVe
														(7)	(2)
124			127	128		131	132								

3rd Set



Scorecard

スコアカード / Feuille d'arbitrage

Game 1: Jelena Ostapenko Serving														JeOs	EIVe	
														0	1	
133	134	135	136	137												
Game 2: Elena Vesnina Serving														JeOs	EIVe	
														0	2	
138	139	140	141	142												
Game 3: Jelena Ostapenko Serving														JeOs	EIVe	
														1	2	
143	144	145	146													
Game 4: Elena Vesnina Serving														JeOs	EIVe	
														2	2	
147	148	149	150	151	152											
Game 5: Jelena Ostapenko Serving														JeOs	EIVe	
														3	2	
153	154	155	156													
Game 6: Elena Vesnina Serving														JeOs	EIVe	
														3	3	
157	158	159	160													
Game 7: Jelena Ostapenko Serving														JeOs	EIVe	
														4	3	
161	162	163	164													
Game 8: Elena Vesnina Serving														JeOs	EIVe	
														4	4	
165	166	167	168	169	170	171	172	173	174							
Game 9: Jelena Ostapenko Serving														JeOs	EIVe	
														4	5	
175	176	177	178	179	180											
Game 10: Elena Vesnina Serving														JeOs	EIVe	
														4	6	
181	182	183	184	185	186											

Incidents Summary:

Code of Conduct Violation: 0
Time Violation: 0



Ariake Tennis Park

有明テニスの森
Parc de Tennis d'Ariake

SUN 25 JUL 2021

Tennis

テニス / Tennis

Women's Singles

女子シングルス / Simple femmes

First Round

1回戦 / 1er tour



Scorecard

スコアカード / Feuille d'arbitrage

Legend:			
TB	Tie-break	W	Winner
	Point to receiver - 2nd serve		Point to server - 2nd serve
	Point to server - 1st serve		Service Break
			Ace - 2nd serve
			Ace - 1st serve
			Double fault
			Point to receiver - 1st serve




Match Statistics

試合統計 / Statistiques du match

W	GIORGI Camila	ITA	6	6
	BRADY Jennifer (11)	USA	3	2
Match duration: 1h08min			30min	38min

Court 10

Chair Umpire: BLOM John (AUS)

GIORGI Camila				BRADY Jennifer (11)			
1 st Set	2 nd Set	3 rd Set	Total	1 st Set	2 nd Set	3 rd Set	Total
2	0		2	Total aces	2	0	2
1	1		2	Double faults	3	4	7
0	0		0	Service winners	0	0	0
7/23	13/22		20/45	1st serve	8/19	16/28	24/47
(30%)	(59%)		(44%)		(42%)	(57%)	(51%)
2	0		2	Aces on 1st serve	2	0	2
4/7	8/13		12/20	Points won on 1st serve	7/8	9/16	16/24
(57%)	(62%)		(60%)		(88%)	(56%)	(67%)
15/16	8/9		23/25	2nd Serve	8/11	8/12	16/23
(94%)	(89%)		(92%)		(73%)	(67%)	(70%)
0	0		0	Aces on 2nd Serve	0	0	0
14/16	5/9		19/25	Points won on 2nd serve	2/11	3/12	5/23
(88%)	(56%)		(76%)		(18%)	(25%)	(22%)
28	29		57	Total points won	14	21	35
10/19	16/28		26/47	Receiving points won	5/23	9/22	14/45
(53%)	(57%)		(55%)		(22%)	(41%)	(31%)
2/3	3/7		5/10	Break point conversions	1/1	1/2	2/3
(67%)	(43%)		(50%)		(100%)	(50%)	(67%)
4	1		5	Forehand winners	2	4	6
1	0		1	Backhand winners	0	0	0
7	5		12	Forced errors	10	12	22
3	12		15	Unforced errors	11	16	27
4/4	2/4		6/8	Net points won	0/0	1/1	1/1
(100%)	(50%)		(75%)		(0%)	(100%)	(100%)

	1 st Set					2 nd Set				
GIORGI Camila	*1	1*2	3*4	5*5	5*6	1*2	2*3	4*4	5*6	
BRADY Jennifer (11)	0*1	1*1	1*1	2*3	3	*0	0*1	1*1	2*2	2

Note:
Total winners is the sum of total aces, service winners, forehand winners and backhand winners.

Legend:
W Winner * Server



Scorecard

スコアカード / Feuille d'arbitrage

W	GIORGI Camila	ITA	6	6
	BRADY Jennifer (11)	USA	3	2
Match duration: 1h08min			30min	38min

Court	Court 10	Scoring Rule	Three tie-break sets
Chair Umpire	BLOM John (AUS)	Match Code	WS120
Started	11:13	Finished	12:21

1st Set

Game 1: Camila Giorgi Serving													CaGi	JeBr
													1	0
1	2	3	4											
Game 2: Jennifer Brady Serving													CaGi	JeBr
													1	1
5	6	7	8	9	10									
Game 3: Camila Giorgi Serving													CaGi	JeBr
													2	1
11	12	13	14	15										
Game 4: Jennifer Brady Serving													CaGi	JeBr
													3	1
16	17	18	19											
Game 5: Camila Giorgi Serving													CaGi	JeBr
													4	1
20	21	22	23											
Game 6: Jennifer Brady Serving													CaGi	JeBr
													5	1
24	25	26	27	28										
Game 7: Camila Giorgi Serving													CaGi	JeBr
													5	2
29	30	31	32	33	34									
Game 8: Jennifer Brady Serving													CaGi	JeBr
													5	3
35	36	37	38											
Game 9: Camila Giorgi Serving													CaGi	JeBr
													6	3
39	40	41	42											

2nd Set

Game 1: Jennifer Brady Serving													CaGi	JeBr
													1	0
43	44	45	46	47	48									



Ariake Tennis Park

有明テニスの森
Parc de Tennis d'Ariake

SUN 25 JUL 2021

Tennis

テニス / Tennis

Women's Singles

女子シングルス / Simple femmes

First Round

1回戦 / 1er tour



Scorecard

スコアカード / Feuille d'arbitrage

Game 2: Camila Giorgi Serving

																				CaGi	JeBr
49	50	51	52	53																2	0

Game 3: Jennifer Brady Serving

																				CaGi	JeBr
54	55	56	57	58	59															2	1

Game 4: Camila Giorgi Serving

																				CaGi	JeBr
60	61	62	63	64	65															3	1

Game 5: Jennifer Brady Serving

																				CaGi	JeBr
66	67	68	69	70	71	72	73													4	1

Game 6: Camila Giorgi Serving

																				CaGi	JeBr
74	75	76	77	78																4	2

Game 7: Jennifer Brady Serving

																				CaGi	JeBr
79	80	81	82	83	84	85	86													5	2

Game 8: Camila Giorgi Serving

																				CaGi	JeBr
87	88	89	90	91	92															6	2

Incidents Summary:

Code of Conduct Violation: 0
Time Violation: 0

Legend:	Winner	Double fault	Point to receiver - 1st serve	Point to server - 1st serve	Point to receiver - 2nd serve	Point to server - 2nd serve	Service Break
	Ace - 1st serve						





Match Statistics

試合統計 / Statistiques du match

W	SAKKARI Maria (14)	GRE	7	6
	KONTAVEIT Anett	EST	5	2
Match duration: 1h32min			49min	43min

Court 3

Chair Umpire: ABSOLU Manuel (FRA)

SAKKARI Maria (14)				KONTAVEIT Anett			
1 st Set	2 nd Set	3 rd Set	Total	1 st Set	2 nd Set	3 rd Set	Total
4	3		7	2	3		5
1	0		1	0	1		1
0	0		0	0	0		0
19/37	11/28		30/65	17/34	20/31		37/65
(51%)	(39%)		(46%)	(50%)	(65%)		(57%)
4	2		6	1	2		3
13/19	9/11		22/30	11/17	11/20		22/37
(68%)	(82%)		(73%)	(65%)	(55%)		(59%)
17/18	17/17		34/35	17/17	10/11		27/28
(94%)	(100%)		(97%)	(100%)	(91%)		(96%)
0	1		1	1	1		2
11/18	10/17		21/35	9/17	5/11		14/28
(61%)	(59%)		(60%)	(53%)	(45%)		(50%)
38	34		72	33	25		58
14/34	15/31		29/65	13/37	9/28		22/65
(41%)	(48%)		(45%)	(35%)	(32%)		(34%)
2/2	2/6		4/8	1/2	0/2		1/4
(100%)	(33%)		(50%)	(50%)	(0%)		(25%)
4	8		12	1	4		5
4	2		6	4	2		6
13	10		23	17	14		31
13	6		19	9	7		16
3/4	1/2		4/6	1/3	1/2		2/5
(75%)	(50%)		(67%)	(33%)	(50%)		(40%)

	1 st Set							2 nd Set												
	0	*1	1	*2	2	*2	2	*3	4	*5	6	*7	0	*1	1	*2	3	*4	5	*6
SAKKARI Maria (14)																				
KONTAVEIT Anett	*	1	1	*2	2	*3	4	*5	5	*5	5	*5	*1	1	*2	2	*2	2	*2	2

Note:
Total winners is the sum of total aces, service winners, forehand winners and backhand winners.

Legend:
W Winner * Server



Scorecard

スコアカード / Feuille d'arbitrage

W	SAKKARI Maria (14)	GRE	7	6
	KONTAVEIT Anett	EST	5	2
Match duration: 1h32min			49min	43min

Court	Court 3	Scoring Rule	Three tie-break sets
Chair Umpire	ABSOLU Manuel (FRA)	Match Code	WS121
Started	12:39	Finished	14:12

1st Set

Game	Serving	MaSa	AnKo
Game 1	Anett Kontaveit	0	1
Game 2	Maria Sakkari	1	1
Game 3	Anett Kontaveit	1	2
Game 4	Maria Sakkari	2	2
Game 5	Anett Kontaveit	2	3
Game 6	Maria Sakkari	2	4
Game 7	Anett Kontaveit	2	5
Game 8	Maria Sakkari	3	5
Game 9	Anett Kontaveit	4	5
Game 10	Maria Sakkari	5	5
Game 11	Anett Kontaveit	6	5



Scorecard

スコアカード / Feuille d'arbitrage

Game 12: Maria Sakkari Serving

													MaSa	AnKo
													7	5
66	67	68	69	70	71									

2nd Set

Game 1: Anett Kontaveit Serving

													MaSa	AnKo
													0	1
72	73	74	75	76										

Game 2: Maria Sakkari Serving

													MaSa	AnKo
													1	1
77	78	79	80	81										

Game 3: Anett Kontaveit Serving

													MaSa	AnKo
													1	2
82	83	84	85	86	87	88	89							

Game 4: Maria Sakkari Serving

													MaSa	AnKo
													2	2
90	91	92	93	94	95									

Game 5: Anett Kontaveit Serving

													MaSa	AnKo
													3	2
96	97	98	99	100	101	102	103	104	105					

Game 6: Maria Sakkari Serving

													MaSa	AnKo
													4	2
106	107	108	109	110	111	112	113	114	115	116	117			

Game 7: Anett Kontaveit Serving

													MaSa	AnKo
													5	2
118	119	120	121	122	123	124	125							

Game 8: Maria Sakkari Serving

													MaSa	AnKo
													6	2
126	127	128	129	130										

Incidents Summary:

Code of Conduct Violation: 0
Time Violation: 0



Ariake Tennis Park

有明テニスの森
Parc de Tennis d'Ariake

SAT 24 JUL 2021

Tennis

テニス / Tennis

Women's Singles

女子シングルス / Simple femmes

First Round

1回戦 / 1er tour



Scorecard

スコアカード / Feuille d'arbitrage

Legend:							
W	Winner		Ace - 2nd serve		Double fault		Point to receiver - 2nd serve
	Point to server - 2nd serve		Ace - 1st serve		Point to receiver - 1st serve		Point to server - 1st serve
	Service Break						





Match Statistics

試合統計 / Statistiques du match

W	STOJANOVIC Nina	SRB	6	6
	HIBINO Nao	JPN	3	3
Match duration: 1h23min			40min	43min

Court 4

Chair Umpire: THOMSON Kelly (GBR)

STOJANOVIC Nina				HIBINO Nao			
1 st Set	2 nd Set	3 rd Set	Total	1 st Set	2 nd Set	3 rd Set	Total
0	1		1	Total aces	0	0	0
3	4		7	Double faults	0	0	0
0	0		0	Service winners	0	0	0
12/20	14/32		26/52	1st serve	22/38	22/29	44/67
(60%)	(44%)		(50%)		(58%)	(76%)	(66%)
0	1		1	Aces on 1st serve	0	0	0
7/12	11/14		18/26	Points won on 1st serve	9/22	15/22	24/44
(58%)	(79%)		(69%)		(41%)	(68%)	(55%)
5/8	14/18		19/26	2nd Serve	16/16	7/7	23/23
(63%)	(78%)		(73%)		(100%)	(100%)	(100%)
0	0		0	Aces on 2nd Serve	0	0	0
4/8	12/18		16/26	Points won on 2nd serve	8/16	2/7	10/23
(50%)	(67%)		(62%)		(50%)	(29%)	(43%)
32	35		67	Total points won	26	26	52
21/38	12/29		33/67	Receiving points won	9/20	9/32	18/52
(55%)	(41%)		(49%)		(45%)	(28%)	(35%)
5/11	1/4		6/15	Break point conversions	2/2	0/2	2/4
(45%)	(25%)		(40%)		(100%)	(0%)	(50%)
8	7		15	Forehand winners	9	7	16
3	0		3	Backhand winners	0	1	1
8	12		20	Forced errors	11	19	30
9	6		15	Unforced errors	9	8	17
4/6	4/4		8/10	Net points won	1/4	8/8	9/12
(67%)	(100%)		(80%)		(25%)	(100%)	(75%)

	1 st Set						2 nd Set											
STOJANOVIC Nina	1*	*1	1*	*1	2*	*3	4*	*5	6	*1	1*	*2	3*	*4	4*	*5	5*	6
HIBINO Nao	*0	1*	*2	3*	*3	3*	*3	3*	3*	0*	*1	*1	1*	*2	2*	*3	3	

Note:

Total winners is the sum of total aces, service winners, forehand winners and backhand winners.

Legend:

W Winner * Server



Scorecard

スコアカード / Feuille d'arbitrage

W	STOJANOVIC Nina	SRB	6	6
	HIBINO Nao	JPN	3	3
Match duration: 1h23min			40min	43min

Court	Court 4	Scoring Rule	Three tie-break sets
Chair Umpire	THOMSON Kelly (GBR)	Match Code	WS122
Started	11:10	Finished	12:34

1st Set

Game	Serving	NiSt	NaHi
Game 1	Nao Hibino	1	0
Game 2	Nina Stojanovic	1	1
Game 3	Nao Hibino	1	2
Game 4	Nina Stojanovic	1	3
Game 5	Nao Hibino	2	3
Game 6	Nina Stojanovic	3	3
Game 7	Nao Hibino	4	3
Game 8	Nina Stojanovic	5	3
Game 9	Nao Hibino	6	3

2nd Set

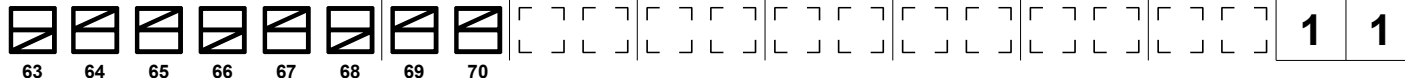
Game	Serving	NiSt	NaHi
Game 1	Nina Stojanovic	1	0



Scorecard

スコアカード / Feuille d'arbitrage


Game 2: Nao Hibino Serving




Game 3: Nina Stojanovic Serving



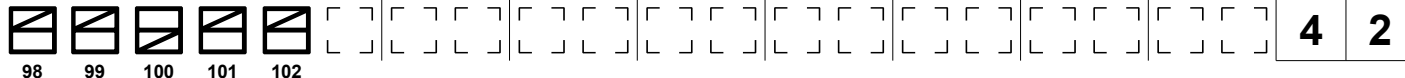
Game 4: Nao Hibino Serving



Game 5: Nina Stojanovic Serving




Game 6: Nao Hibino Serving



Game 7: Nina Stojanovic Serving



Game 8: Nao Hibino Serving



Game 9: Nina Stojanovic Serving



Incidents Summary:

Code of Conduct Violation: 0
Time Violation: 0

Legend:					
W	Winner		Double fault		Point to receiver - 2nd serve
	Ace - 1st serve		Point to receiver - 1st serve		Point to server - 2nd serve
			Point to server - 1st serve		Service Break





Match Statistics

試合統計 / Statistiques du match

	SHVEDOVA Yaroslava	KAZ	5	2	RET
W	TOMLJANOVIC Ajla	AUS	7	3	
Match duration: 1h31min			55min	36min	

Court 6

Chair Umpire: ROCHA Aline (BRA)

SHVEDOVA Yaroslava				TOMLJANOVIC Ajla			
1 st Set	2 nd Set	3 rd Set	Total	1 st Set	2 nd Set	3 rd Set	Total
4	3		7	Total aces	0	2	2
5	1		6	Double faults	4	2	6
0	0		0	Service winners	1	1	2
29/46	12/16		41/62	1st serve	20/37	7/13	27/50
(63%)	(75%)		(66%)		(54%)	(54%)	(54%)
2	2		4	Aces on 1st serve	0	2	2
16/29	6/12		22/41	Points won on 1st serve	13/20	6/7	19/27
(55%)	(50%)		(54%)		(65%)	(86%)	(70%)
12/17	3/4		15/21	2nd Serve	13/17	4/6	17/23
(71%)	(75%)		(71%)		(76%)	(67%)	(74%)
2	1		3	Aces on 2nd Serve	0	0	0
7/17	2/4		9/21	Points won on 2nd serve	10/17	3/6	13/23
(41%)	(50%)		(43%)		(59%)	(50%)	(57%)
37	12		49	Total points won	46	17	63
14/37	4/13		18/50	Receiving points won	23/46	8/16	31/62
(38%)	(31%)		(36%)		(50%)	(50%)	(50%)
2/5	0/0		2/5	Break point conversions	3/4	1/1	4/5
(40%)	(0%)		(40%)		(75%)	(100%)	(80%)
3	1		4	Forehand winners	6	4	10
3	1		4	Backhand winners	6	1	7
12	3		15	Forced errors	8	2	10
19	6		25	Unforced errors	15	5	20
0/2	1/2		1/4	Net points won	0/1	1/2	1/3
(0%)	(50%)		(25%)		(0%)	(50%)	(33%)

	1 st Set					2 nd Set			
SHVEDOVA Yaroslava	*1	1*2	2*2	3*4	5*5	5	*0	0*1	1*2
TOMLJANOVIC Ajla	0*1	1*2	3*3	3*3	4*5	6*7	1*2	2*3	3

Note:

Total winners is the sum of total aces, service winners, forehand winners and backhand winners.

Legend:

RET Retired W Winner * Server



Scorecard

スコアカード / Feuille d'arbitrage

	SHVEDOVA Yaroslava	KAZ	5	2	RET
W	TOMLJANOVIC Ajla	AUS	7	3	
Match duration: 1h28min			55min	33min	

Court	Court 6	Scoring Rule	Three tie-break sets
Chair Umpire	ROCHA Aline (BRA)	Match Code	WS123
Started	16:18	Finished	17:47

1st Set





Game	Serving	1	2	3	4	5	6	7	8	9	10	11	12	13	14	15	16	YaSh	AjTo
Game 1	Yaroslava Shvedova	✓	✓	✓	✓	✓	✓	✓	✓	✓	✓	✓	✓	✓	✓	✓	✓	1	0
Game 2	Ajla Tomljanovic	✓	✓	✓	✓	✓	✓	✓	✓	✓	✓	✓	✓	✓	✓	✓	✓	1	1
Game 3	Yaroslava Shvedova	✓	✓	✓	✓	✓	✓	✓	✓	✓	✓	✓	✓	✓	✓	✓	✓	2	1
Game 4	Ajla Tomljanovic	✓	✓	✓	✓	✓	✓	✓	✓	✓	✓	✓	✓	✓	✓	✓	✓	2	2
Game 5	Yaroslava Shvedova	✓	✓	✓	✓	✓	✓	✓	✓	✓	✓	✓	✓	✓	✓	✓	✓	2	3
Game 6	Ajla Tomljanovic	✓	✓	✓	✓	✓	✓	✓	✓	✓	✓	✓	✓	✓	✓	✓	✓	3	3
Game 7	Yaroslava Shvedova	✓	✓	✓	✓	✓	✓	✓	✓	✓	✓	✓	✓	✓	✓	✓	✓	4	3
Game 8	Ajla Tomljanovic	✓	✓	✓	✓	✓	✓	✓	✓	✓	✓	✓	✓	✓	✓	✓	✓	5	3
Game 9	Yaroslava Shvedova	✓	✓	✓	✓	✓	✓	✓	✓	✓	✓	✓	✓	✓	✓	✓	✓	5	4
Game 10	Ajla Tomljanovic	✓	✓	✓	✓	✓	✓	✓	✓	✓	✓	✓	✓	✓	✓	✓	✓	5	5
Game 11	Yaroslava Shvedova	✓	✓	✓	✓	✓	✓	✓	✓	✓	✓	✓	✓	✓	✓	✓	✓	5	6



Scorecard

スコアカード / Feuille d'arbitrage

Game 12: Ajla Tomljanovic Serving

																								YaSh	AjTo
80	81	82	83																					5	7

2nd Set







Game 1: Yaroslava Shvedova Serving

																							YaSh	AjTo	
84	85	86	87	88																			0	1	





Game 2: Ajla Tomljanovic Serving

																								YaSh	AjTo
89	90	91	92	93	94																		0	2	





Game 3: Yaroslava Shvedova Serving

																								YaSh	AjTo
95	96	97	98	99	100																		1	2	




Game 4: Ajla Tomljanovic Serving

																									YaSh	AjTo
101	102	103	104	105																				1	3	









Game 5: Yaroslava Shvedova Serving

																								YaSh	AjTo
106	107	108	109	110	111																			2	3

Game 6: Ajla Tomljanovic Serving

																									YaSh	AjTo	
112	113																								2	3	

Incidents Summary:
 Code of Conduct Violation: 0
 Time Violation: 0

RET	Retired	W	Winner		Ace - 2nd serve		Double fault
	Point to receiver - 2nd serve		Point to server - 2nd serve		Ace - 1st serve		Point to receiver - 1st serve
	Point to server - 1st serve		Service Break				





Match Statistics

試合統計 / Statistiques du match

	SIEGEMUND Laura	GER	3	7	4
W	SVITOLINA Elina (4)	UKR	6	5	6
Match duration: 3h06min			46min	77min	63min

Court 1

Chair Umpire: ZHANG Juan (CHN)

SIEGEMUND Laura				SVITOLINA Elina (4)			
1 st Set	2 nd Set	3 rd Set	Total	1 st Set	2 nd Set	3 rd Set	Total
0	1	1	2	Total aces	1	0	1
2	6	1	9	Double faults	2	0	3
0	0	0	0	Service winners	0	0	0
15/22	31/46	20/29	66/97	1st serve	19/39	25/47	63/118
(68%)	(67%)	(69%)	(68%)		(49%)	(53%)	(53%)
0	1	1	2	Aces on 1st serve	1	0	2
8/15	23/31	13/20	44/66	Points won on 1st serve	11/19	15/25	36/63
(53%)	(74%)	(65%)	(67%)		(58%)	(60%)	(57%)
5/7	9/15	8/9	22/31	2nd Serve	18/20	22/22	52/55
(71%)	(60%)	(89%)	(71%)		(90%)	(100%)	(95%)
0	0	0	0	Aces on 2nd Serve	0	0	0
2/7	5/15	2/9	9/31	Points won on 2nd serve	9/20	11/22	27/55
(29%)	(33%)	(22%)	(29%)		(45%)	(50%)	(49%)
29	49	30	108	Total points won	32	44	107
19/39	21/47	15/32	55/118	Receiving points won	12/22	18/46	44/97
(49%)	(45%)	(47%)	(47%)		(55%)	(39%)	(45%)
2/6	2/8	2/7	6/21	Break point conversions	3/3	1/6	7/14
(33%)	(25%)	(29%)	(29%)		(100%)	(17%)	(50%)
4	11	5	20	Forehand winners	9	7	24
3	7	3	13	Backhand winners	1	5	7
4	8	13	25	Forced errors	8	11	29
17	23	8	48	Unforced errors	14	16	41
2/5	1/3	4/5	7/13	Net points won	0/4	6/6	10/17
(40%)	(33%)	(80%)	(54%)		(0%)	(100%)	(59%)

	1 st Set					2 nd Set							3 rd Set					
SIEGEMUND Laura	0*0	1*1	2*2	2*3	3	*1	1*2	2*3	3*4	5*5	5*6	7	*0	0*0	1*1	1*2	3*4	4
SVITOLINA Elina (4)	*1	2*2	3*3	4*5	5*6	0*1	1*2	2*3	3*3	4*5	5*5		1*2	3*3	4*5	5*5	5*6	

Note:
Total winners is the sum of total aces, service winners, forehand winners and backhand winners.

Legend:
W Winner * Server



Scorecard

スコアカード / Feuille d'arbitrage

	SIEGEMUND Laura	GER	3	7	4
W	SVITOLINA Elina (4)	UKR	6	5	6
Match duration: 3h06min			46min	77min	63min

Court	Court 1	Scoring Rule	Three tie-break sets
Chair Umpire	ZHANG Juan (CHN)	Match Code	WS124
Started	14:01	Finished	17:07

1st Set

Game	Serving	LaSi	EISv
Game 1: Elina Svitolina Serving	1-10	0	1
Game 2: Laura Siegemund Serving	11-16	0	2
Game 3: Elina Svitolina Serving	17-21	1	2
Game 4: Laura Siegemund Serving	22-27	1	3
Game 5: Elina Svitolina Serving	28-35	2	3
Game 6: Laura Siegemund Serving	36-41	2	4
Game 7: Elina Svitolina Serving	42-51	2	5
Game 8: Laura Siegemund Serving	52-55	3	5
Game 9: Elina Svitolina Serving	56-61	3	6

2nd Set

Game	Serving	LaSi	EISv
Game 1: Laura Siegemund Serving	62-66	1	0



Scorecard

スコアカード / Feuille d'arbitrage

Game 2: Elina Svitolina Serving

67	68	69	70	71	72	73	74	75	76	77	78	79	80	81	82	LaSi	EISv
																1	1

Game 3: Laura Siegemund Serving

83	84	85	86	87	88	89	90	91	92	LaSi	EISv
										2	1

Game 4: Elina Svitolina Serving

93	94	95	96	97	98	99	100	101	102	LaSi	EISv
										2	2

Game 5: Laura Siegemund Serving

103	104	105	106	107	LaSi	EISv
					3	2

Game 6: Elina Svitolina Serving

108	109	110	111	112	LaSi	EISv
					3	3

Game 7: Laura Siegemund Serving

113	114	115	116	117	118	LaSi	EISv
						4	3

Game 8: Elina Svitolina Serving

119	120	121	122	123	124	LaSi	EISv
						5	3

Game 9: Laura Siegemund Serving

125	126	127	128	129	130	131	132	133	134	135	136	LaSi	EISv
												5	4

Game 10: Elina Svitolina Serving

137	138	139	140	141	LaSi	EISv
					5	5

Game 11: Laura Siegemund Serving

142	143	144	145	146	147	148	149	LaSi	EISv
								6	5

Game 12: Elina Svitolina Serving

150	151	152	153	154	LaSi	EISv
					7	5

3rd Set

Game 1: Laura Siegemund Serving

155	156	157	158	159	160	LaSi	EISv
						0	1

Game 2: Elina Svitolina Serving

161	162	163	164	165	LaSi	EISv
					0	2

Game 3: Laura Siegemund Serving

166	167	168	169	170	171	LaSi	EISv
						0	3



Scorecard

スコアカード / Feuille d'arbitrage

Game 4: Elina Svitolina Serving

											LaSi	EISv	* (Service Break)
172	173	174	175	176	177	178	179	180	181			1	

Game 5: Laura Siegemund Serving

											LaSi	EISv	* (Service Break)
182	183	184	185	186	187	188	189					1	

Game 6: Elina Svitolina Serving

											LaSi	EISv	
190	191	192	193	194								1	5

Game 7: Laura Siegemund Serving

											LaSi	EISv	
195	196	197	198									2	5

Game 8: Elina Svitolina Serving

											LaSi	EISv	* (Service Break)
199	200	201	202									3	

Game 9: Laura Siegemund Serving

											LaSi	EISv	
203	204	205	206	207								4	5

Game 10: Elina Svitolina Serving

											LaSi	EISv	
208	209	210	211	212	213	214	215					4	6

Incidents Summary:

Code of Conduct Violation: 0
Time Violation: 0

Legend:							
	Winner		Double fault		Point to receiver - 2nd serve		Point to server - 2nd serve
	Ace - 1st serve		Point to receiver - 1st serve		Point to server - 1st serve		Service Break


Match Statistics

試合統計 / Statistiques du match

W	SWIATEK Iga (6)	POL	6	6
	BARTHEL Mona	GER	2	2
Match duration: 1h07min			40min	27min

Centre Court

Chair Umpire: AZEMAR ENGZELL Louise (SWE)

SWIATEK Iga (6)				BARTHEL Mona			
1 st Set	2 nd Set	3 rd Set	Total	1 st Set	2 nd Set	3 rd Set	Total
0	1		1	Total aces	3	1	4
2	1		3	Double faults	6	4	10
0	0		0	Service winners	0	0	0
14/27	12/20		26/47	1st serve	18/40	9/21	27/61
(52%)	(60%)		(55%)		(45%)	(43%)	(44%)
0	0		0	Aces on 1st serve	3	1	4
10/14	9/12		19/26	Points won on 1st serve	10/18	5/9	15/27
(71%)	(75%)		(73%)		(56%)	(56%)	(56%)
11/13	7/8		18/21	2nd Serve	16/22	8/12	24/34
(85%)	(88%)		(86%)		(73%)	(67%)	(71%)
0	1		1	Aces on 2nd Serve	0	0	0
6/13	5/8		11/21	Points won on 2nd serve	8/22	2/12	10/34
(46%)	(63%)		(52%)		(36%)	(17%)	(29%)
38	28		66	Total points won	29	13	42
22/40	14/21		36/61	Receiving points won	11/27	6/20	17/47
(55%)	(67%)		(59%)		(41%)	(30%)	(36%)
3/7	3/4		6/11	Break point conversions	1/4	1/1	2/5
(43%)	(75%)		(55%)		(25%)	(100%)	(40%)
8	4		12	Forehand winners	1	0	1
0	0		0	Backhand winners	3	1	4
10	7		17	Forced errors	13	10	23
12	4		16	Unforced errors	17	13	30
3/4	2/2		5/6	Net points won	2/3	1/2	3/5
(75%)	(100%)		(83%)		(67%)	(50%)	(60%)

	1 st Set					2 nd Set				
SWIATEK Iga (6)	1*2	3*4	5*5	5*6		0*1	2*2	3*4	5*6	
BARTHEL Mona	*0	0*0	0*0	1*2	2	*1	1*1	2*2	2*2	2

Note:
Total winners is the sum of total aces, service winners, forehand winners and backhand winners.

Legend:
W Winner * Server



Scorecard

スコアカード / Feuille d'arbitrage

W	SWIATEK Iga (6)	POL	6	6
	BARTHEL Mona	GER	2	2
Match duration: 1h07min			40min	27min

Court	Centre Court	Scoring Rule	Three tie-break sets
Chair Umpire	AZEMAR ENGZELL Louise (SWE)	Match Code	WS125
Started	11:09	Finished	12:16

1st Set

Game	Serving	Points	IgSw	MoBa
Game 1	Mona Barthel	1-10	1	0
Game 2	Iga Swiatek	11-16	2	0
Game 3	Mona Barthel	17-28	3	0
Game 4	Iga Swiatek	29-36	4	0
Game 5	Mona Barthel	37-46	5	0
Game 6	Iga Swiatek	47-54	5	1
Game 7	Mona Barthel	55-62	5	2
Game 8	Iga Swiatek	63-67	6	2

2nd Set

Game	Serving	Points	IgSw	MoBa
Game 1	Mona Barthel	68-73	0	1
Game 2	Iga Swiatek	74-78	1	1












Scorecard

スコアカード / Feuille d'arbitrage

Game 3: Mona Barthel Serving														IgSw	MoBa	★
79	80	81	82	83										2	1	
Game 4: Iga Swiatek Serving														IgSw	MoBa	★
84	85	86	87	88	89									2	2	
Game 5: Mona Barthel Serving														IgSw	MoBa	★
90	91	92	93	94										3	2	
Game 6: Iga Swiatek Serving														IgSw	MoBa	★
95	96	97	98	99										4	2	
Game 7: Mona Barthel Serving														IgSw	MoBa	★
100	101	102	103	104										5	2	
Game 8: Iga Swiatek Serving														IgSw	MoBa	★
105	106	107	108											6	2	

Incidents Summary:

Code of Conduct Violation: 0
Time Violation: 0

Legend:							
	Winner		Ace - 2nd serve		Double fault		Point to receiver - 2nd serve
	Point to server - 2nd serve		Ace - 1st serve		Point to receiver - 1st serve		Point to server - 1st serve
	Service Break						


Match Statistics

試合統計 / Statistiques du match

W	BADOSA Paula	ESP	6 (4)	6	6
	MLADENOVIC Kristina	FRA	7	3	0
Match duration: 2h45min			70min	61min	34min

Court 9

Chair Umpire: BALMFORTH Robert (GBR)

BADOSA Paula				MLADENOVIC Kristina				
1 st Set	2 nd Set	3 rd Set	Total		1 st Set	2 nd Set	3 rd Set	Total
1	2	4	7	Total aces	2	0	0	2
1	3	1	5	Double faults	4	3	1	8
1	0	0	1	Service winners	0	0	0	0
29/45	19/34	16/18	64/97	1st serve	35/59	25/46	13/18	73/123
(64%)	(56%)	(89%)	(66%)		(59%)	(54%)	(72%)	(59%)
1	2	4	7	Aces on 1st serve	2	0	0	2
17/29	16/19	13/16	46/64	Points won on 1st serve	23/35	15/25	4/13	42/73
(59%)	(84%)	(81%)	(72%)		(66%)	(60%)	(31%)	(58%)
15/16	12/15	1/2	28/33	2nd Serve	20/24	18/21	4/5	42/50
(94%)	(80%)	(50%)	(85%)		(83%)	(86%)	(80%)	(84%)
0	0	0	0	Aces on 2nd Serve	0	0	0	0
8/16	6/15	0/2	14/33	Points won on 2nd serve	10/24	10/21	1/5	21/50
(50%)	(40%)	(0%)	(42%)		(42%)	(48%)	(20%)	(42%)
51	43	26	120	Total points won	53	37	10	100
26/59	21/46	13/18	60/123	Receiving points won	20/45	12/34	5/18	37/97
(44%)	(46%)	(72%)	(49%)		(44%)	(35%)	(28%)	(38%)
2/7	1/11	3/3	6/21	Break point conversions	2/6	0/3	0/1	2/10
(29%)	(9%)	(100%)	(29%)		(33%)	(0%)	(0%)	(20%)
6	5	5	16	Forehand winners	16	10	2	28
3	8	4	15	Backhand winners	6	4	2	12
13	13	3	29	Forced errors	14	9	4	27
16	10	3	29	Unforced errors	24	19	9	52
2/2	4/5	0/0	6/7	Net points won	7/8	2/3	1/2	10/13
(100%)	(80%)	(0%)	(86%)		(88%)	(67%)	(50%)	(77%)

	1 st Set							2 nd Set					3 rd Set																
BADOSA Paula	0	*1	1	*1	2	*2	3	*4	4	*5	5	*6	6	(4)	*1	2	*3	3	*4	4	*5	5	*6	1	*2	3	*4	5	*6
MLADENOVIC Kristina	*1	1	*2	3	*3	4	*4	4	*5	5	*6	6	7	0	*0	0	*1	1	*2	2	*3	3	*0	0	*0	0	*0	0	

Note:

Total winners is the sum of total aces, service winners, forehand winners and backhand winners.

Legend:
W Winner * Server


Scorecard

スコアカード / Feuille d'arbitrage

W	BADOSA Paula	ESP	6 (4)	6	6
	MLADENOVIC Kristina	FRA	7	3	0
Match duration: 2h45min			71min	61min	33min

Court	Court 9	Scoring Rule	Three tie-break sets
Chair Umpire	BALMFORTH Robert (GBR)	Match Code	WS126
Started	13:05	Finished	15:51

1st Set

Game 1: Kristina Mladenovic Serving																				PaBa	KrMI	
1	2	3	4	5	6	7	8	9	10	11	12	13	14	15	16	17	18	19	20			
																					0	1
21	22																					
Game 2: Paula Badosa Serving																				PaBa	KrMI	
																					1	1
23	24	25	26	27	28	29	30	31	32	33	34											
Game 3: Kristina Mladenovic Serving																				PaBa	KrMI	
																					1	2
35	36	37	38	39	40																	
Game 4: Paula Badosa Serving																				PaBa	KrMI	
																					1	3
41	42	43	44	45	46																	
Game 5: Kristina Mladenovic Serving																				PaBa	KrMI	
																					2	3
47	48	49	50	51	52																	
Game 6: Paula Badosa Serving																				PaBa	KrMI	
																					2	4
53	54	55	56	57	58																	
Game 7: Kristina Mladenovic Serving																				PaBa	KrMI	
																					3	4
59	60	61	62	63	64	65	66	67	68													
Game 8: Paula Badosa Serving																				PaBa	KrMI	
																					4	4
69	70	71	72	73																		
Game 9: Kristina Mladenovic Serving																				PaBa	KrMI	
																					4	5
74	75	76	77	78																		
Game 10: Paula Badosa Serving																				PaBa	KrMI	
																					5	5
79	80	81	82	83	84																	



Scorecard

スコアカード / Feuille d'arbitrage

Game 11: Kristina Mladenovic Serving														PaBa	KrMI
														5	6
85	86	87	88	89											

Game 12: Paula Badosa Serving														PaBa	KrMI
														6	6
90	91	92	93												

TB - Paula Badosa														PaBa	KrMI
														6	7
	95	96			99	100			103	104					

TB - Kristina Mladenovic														PaBa	KrMI
														(4)	(7)
94			97	98			101	102							

2nd Set

Game 1: Paula Badosa Serving														PaBa	KrMI
														1	0
105	106	107	108	109	110										

Game 2: Kristina Mladenovic Serving														PaBa	KrMI	
														2	0	
111	112	113	114	115	116	117	118	119	120	121	122	123	124	125	126	

Game 3: Paula Badosa Serving														PaBa	KrMI
														3	0
127	128	129	130	131	132	133	134	135	136						

Game 4: Kristina Mladenovic Serving														PaBa	KrMI
														3	1
137	138	139	140	141	142	143	144								

Game 5: Paula Badosa Serving														PaBa	KrMI
														4	1
145	146	147	148	149	150										

Game 6: Kristina Mladenovic Serving														PaBa	KrMI	
														4	2	
151	152	153	154	155	156	157	158	159	160	161	162	163	164	165	166	

Game 7: Paula Badosa Serving														PaBa	KrMI
														5	2
167	168	169	170	171	172										

Game 8: Kristina Mladenovic Serving														PaBa	KrMI
														5	3
173	174	175	176	177	178										

Game 9: Paula Badosa Serving														PaBa	KrMI
														6	3
179	180	181	182	183	184										

3rd Set



Scorecard

スコアカード / Feuille d'arbitrage

Game 1: Kristina Mladenovic Serving														PaBa	KrMI	
														1	0	
185	186	187	188	189	190	191	192									
Game 2: Paula Badosa Serving														PaBa	KrMI	
														2	0	
193	194	195	196	197	198											
Game 3: Kristina Mladenovic Serving														PaBa	KrMI	
														3	0	
199	200	201	202													
Game 4: Paula Badosa Serving														PaBa	KrMI	
														4	0	
203	204	205	206	207	208	209	210									
Game 5: Kristina Mladenovic Serving														PaBa	KrMI	
														5	0	
211	212	213	214	215	216											
Game 6: Paula Badosa Serving														PaBa	KrMI	
														6	0	
217	218	219	220													

Incidents Summary:

Code of Conduct Violation: 0
 Time Violation: 1
 Time Violation on MLADENOVIC, Kristina (FRA) in Set 3, Game 3, Point 2 at 15:38 on 24 July 2021

Legend:							
	Tie-break		Winner		Double fault		Point to receiver - 2nd serve
	Point to server - 2nd serve		Ace - 1st serve		Point to receiver - 1st serve		Point to server - 1st serve
	Service Break						



Match Statistics

試合統計 / Statistiques du match

	PUTINTSEVA Yulia	KAZ	6 (4)	3	RET
W	PODOROSKA Nadia (ITF)	ARG	7	1	
Match duration: 1h31min			63min	28min	

Court 7

Chair Umpire: CAMPISTOL Jaume (ESP)

PUTINTSEVA Yulia				PODOROSKA Nadia (ITF)				
1 st Set	2 nd Set	3 rd Set	Total		1 st Set	2 nd Set	3 rd Set	Total
0	0		0	Total aces	2	0		2
3	0		3	Double faults	1	3		4
1	0		1	Service winners	2	0		2
36/49	10/14		46/63	1st serve	24/43	5/14		29/57
(73%)	(71%)		(73%)		(56%)	(36%)		(51%)
0	0		0	Aces on 1st serve	2	0		2
25/36	6/10		31/46	Points won on 1st serve	15/24	3/5		18/29
(69%)	(60%)		(67%)		(63%)	(60%)		(62%)
10/13	4/4		14/17	2nd Serve	18/19	6/9		24/28
(77%)	(100%)		(82%)		(95%)	(67%)		(86%)
0	0		0	Aces on 2nd Serve	0	0		0
3/13	3/4		6/17	Points won on 2nd serve	14/19	4/9		18/28
(23%)	(75%)		(35%)		(74%)	(44%)		(64%)
42	16		58	Total points won	50	12		62
14/43	7/14		21/57	Receiving points won	21/49	5/14		26/63
(33%)	(50%)		(37%)		(43%)	(36%)		(41%)
1/4	1/1		2/5	Break point conversions	1/6	0/1		1/7
(25%)	(100%)		(40%)		(17%)	(0%)		(14%)
4	2		6	Forehand winners	8	4		12
2	2		4	Backhand winners	1	0		1
20	8		28	Forced errors	16	7		23
17	0		17	Unforced errors	18	5		23
2/3	1/1		3/4	Net points won	4/5	0/2		4/7
(67%)	(100%)		(75%)		(80%)	(0%)		(57%)

	1 st Set							2 nd Set					
PUTINTSEVA Yulia	0	*1	1	*1	1	*2	3	*4	4	*5	5	*6	6(4)
PODOROSKA Nadia (ITF)	*1	1	*2	3	*4	4	*4	4	*5	5	*6	6	7

Note:
Total winners is the sum of total aces, service winners, forehand winners and backhand winners.

Legend:
ITF ITF Place RET Retired W Winner * Server



Scorecard

スコアカード / Feuille d'arbitrage

	PUTINTSEVA Yulia	KAZ	6 (4)	3	RET
W	PODOROSKA Nadia (ITF)	ARG	7	1	
Match duration: 1h30min			63min	27min	

Court	Court 7	Scoring Rule	Three tie-break sets
Chair Umpire	CAMPISTOL Jaume (ESP)	Match Code	WS127
Started	11:09	Finished	12:40

1st Set

Game 1: Nadia Podoroska Serving													YuPu	NaPo
													0	1
1	2	3	4											
Game 2: Yulia Putintseva Serving													YuPu	NaPo
													1	1
5	6	7	8	9										
Game 3: Nadia Podoroska Serving													YuPu	NaPo
													1	2
10	11	12	13	14	15	16	17	18	19					
Game 4: Yulia Putintseva Serving													YuPu	NaPo
													1	3
20	21	22	23	24										
Game 5: Nadia Podoroska Serving													YuPu	NaPo
													1	4
25	26	27	28											
Game 6: Yulia Putintseva Serving													YuPu	NaPo
													2	4
29	30	31	32	33	34									
Game 7: Nadia Podoroska Serving													YuPu	NaPo
													3	4
35	36	37	38	39	40	41	42	43	44					
Game 8: Yulia Putintseva Serving													YuPu	NaPo
													4	4
45	46	47	48	49	50	51	52	53	54	55	56			
Game 9: Nadia Podoroska Serving													YuPu	NaPo
													4	5
57	58	59	60											
Game 10: Yulia Putintseva Serving													YuPu	NaPo
													5	5
61	62	63	64	65	66	67	68	69	70					
Game 11: Nadia Podoroska Serving													YuPu	NaPo
													5	6
71	72	73	74	75										



Scorecard

スコアカード / Feuille d'arbitrage

Game 12: Yulia Putintseva Serving

Score	76	77	78	79	80	81	82	83	84	85	86	87	88	89	90	91	92	93	94	95	96	97	98	99	100	101	102	103	104	105	106	107	108	109	110	111	112	113	114	115	116	117	118	119	120	YuPu	NaPo	
																																															6	6

Score	83	84	85	86	87	88	89	90	91	92	93	94	95	96	97	98	99	100	101	102	103	104	105	106	107	108	109	110	111	112	113	114	115	116	117	118	119	120	YuPu	NaPo								
TB - Yulia Putintseva																																															6	7

Score	82	83	84	85	86	87	88	89	90	91	92	93	94	95	96	97	98	99	100	101	102	103	104	105	106	107	108	109	110	111	112	113	114	115	116	117	118	119	120	YuPu	NaPo							
TB - Nadia Podoroska																																															(4)	(7)

2nd Set

Score	93	94	95	96	97	98	99	100	101	102	103	104	105	106	107	108	109	110	111	112	113	114	115	116	117	118	119	120	YuPu	NaPo																	
Game 1: Yulia Putintseva Serving																																														1	0

Score	101	102	103	104	105	106	107	108	109	110	111	112	113	114	115	116	117	118	119	120	YuPu	NaPo																									
Game 2: Nadia Podoroska Serving																																														2	0

Score	109	110	111	112	113	114	115	116	117	118	119	120	YuPu	NaPo
Game 3: Yulia Putintseva Serving														

Score	115	116	117	118	119	120	YuPu	NaPo
Game 4: Nadia Podoroska Serving							3	1

Incidents Summary:

Code of Conduct Violation: 0
Time Violation: 0

Legend:			
ITF	ITF Place	RET	Retired
	Double fault		Point to receiver - 2nd serve
	Point to receiver - 1st serve		Point to server - 1st serve
		TB	Tie-break
			Point to server - 2nd serve
			Service Break
		W	Winner
			Ace - 1st serve





Match Statistics

試合統計 / Statistiques du match

W	ALEKSANDROVA Ekaterina	ROC	4	6	6
	MERTENS Elise (12)	BEL	6	4	4
Match duration: 2h54min			42min	70min	62min

Court 4

Chair Umpire: ABSOLU Manuel (FRA)

ALEKSANDROVA Ekaterina				MERTENS Elise (12)				
1 st Set	2 nd Set	3 rd Set	Total	1 st Set	2 nd Set	3 rd Set	Total	
1	3	3	7	Total aces	5	1	1	7
1	5	4	10	Double faults	3	2	2	7
1	0	0	1	Service winners	0	0	0	0
19/27	23/37	13/27	55/91	1st serve	21/33	21/40	21/36	63/109
(70%)	(62%)	(48%)	(60%)		(64%)	(53%)	(58%)	(58%)
1	3	3	7	Aces on 1st serve	5	1	1	7
13/19	20/23	11/13	44/55	Points won on 1st serve	16/21	12/21	13/21	41/63
(68%)	(87%)	(85%)	(80%)		(76%)	(57%)	(62%)	(65%)
7/8	9/14	10/14	26/36	2nd Serve	9/12	17/19	13/15	39/46
(88%)	(64%)	(71%)	(72%)		(75%)	(89%)	(87%)	(85%)
0	0	0	0	Aces on 2nd Serve	0	0	0	0
2/8	4/14	5/14	11/36	Points won on 2nd serve	4/12	12/19	6/15	22/46
(25%)	(29%)	(36%)	(31%)		(33%)	(63%)	(40%)	(48%)
28	40	33	101	Total points won	32	37	30	99
13/33	16/40	17/36	46/109	Receiving points won	12/27	13/37	11/27	36/91
(39%)	(40%)	(47%)	(42%)		(44%)	(35%)	(41%)	(40%)
1/6	1/7	2/6	4/19	Break point conversions	2/2	0/0	1/1	3/3
(17%)	(14%)	(33%)	(21%)		(100%)	(0%)	(100%)	(100%)
5	12	8	25	Forehand winners	1	5	1	7
5	4	3	12	Backhand winners	2	1	1	4
19	20	18	57	Forced errors	11	14	13	38
5	10	9	24	Unforced errors	5	7	6	18
3/4	6/8	9/11	18/23	Net points won	5/5	2/3	2/2	9/10
(75%)	(75%)	(82%)	(78%)		(100%)	(67%)	(100%)	(90%)

	1 st Set							2 nd Set							3 rd Set																			
	*1	2	*2	2	*3	3	*3	3	*4	4	*1	1	*2	2	*3	3	*4	4	*5	5	6	*1	1	*1	1	*2	2	*3	3	*4	4	*5	5	6
ALEKSANDROVA Ekaterina																																		
MERTENS Elise (12)	0	*	0	1	*2	2	*3	3	*4	4	0	*1	1	*2	2	*3	3	*4	4	*4	4	0	*1	2	*3	3	*4	4	*4	4	*4	4	4	

Note:
Total winners is the sum of total aces, service winners, forehand winners and backhand winners.

Legend:
W Winner * Server



Scorecard

スコアカード / Feuille d'arbitrage

W	ALEKSANDROVA Ekaterina	ROC	4	6	6
	MERTENS Elise (12)	BEL	6	4	4
Match duration: 2h54min			42min	70min	62min

Court	Court 4	Scoring Rule	Three tie-break sets
Chair Umpire	ABSOLU Manuel (FRA)	Match Code	WS128
Started	11:10	Finished	14:05

1st Set



















































































































































































































Game	Serving	EkAI	EIMe
Game 1: Ekaterina Aleksandrova	Serving	1	0
Game 2: Elise Mertens	Serving	2	0
Game 3: Ekaterina Aleksandrova	Serving	2	1
Game 4: Elise Mertens	Serving	2	2
Game 5: Ekaterina Aleksandrova	Serving	3	2
Game 6: Elise Mertens	Serving	3	3
Game 7: Ekaterina Aleksandrova	Serving	3	4
Game 8: Elise Mertens	Serving	3	5
Game 9: Ekaterina Aleksandrova	Serving	4	5
Game 10: Elise Mertens	Serving	4	6

2nd Set



Scorecard

スコアカード / Feuille d'arbitrage

Game 1: Ekaterina Aleksandrova Serving														EkAI	EIMe	
															1	0
61	62	63	64	65												
Game 2: Elise Mertens Serving														EkAI	EIMe	
															1	1
66	67	68	69	70	71											
Game 3: Ekaterina Aleksandrova Serving														EkAI	EIMe	
															2	1
72	73	74	75	76	77	78	79									
Game 4: Elise Mertens Serving														EkAI	EIMe	
															2	2
80	81	82	83	84	85	86	87	88	89	90	91	92	93			
Game 5: Ekaterina Aleksandrova Serving														EkAI	EIMe	
															3	2
94	95	96	97	98	99	100	101									
Game 6: Elise Mertens Serving														EkAI	EIMe	
															3	3
102	103	104	105	106	107	108	109									
Game 7: Ekaterina Aleksandrova Serving														EkAI	EIMe	
															4	3
110	111	112	113	114	115	116	117	118	119							
Game 8: Elise Mertens Serving														EkAI	EIMe	
															4	4
120	121	122	123													
Game 9: Ekaterina Aleksandrova Serving														EkAI	EIMe	
															5	4
124	125	126	127	128	129											
Game 10: Elise Mertens Serving														EkAI	EIMe	
															6	4
130	131	132	133	134	135	136	137									
3rd Set																
Game 1: Ekaterina Aleksandrova Serving														EkAI	EIMe	
															1	0
138	139	140	141	142	143											
Game 2: Elise Mertens Serving														EkAI	EIMe	
															1	1
144	145	146	147	148												
Game 3: Ekaterina Aleksandrova Serving														EkAI	EIMe	
															1	2
149	150	151	152													
Game 4: Elise Mertens Serving														EkAI	EIMe	
															1	3
153	154	155	156	157	158	159	160	161	162	163	164					



Match Statistics

試合統計 / Statistiques du match

	BERTENS Kiki (16)	NED	4	6	4
W	VONDROUSOVA Marketa	CZE	6	3	6
Match duration: 1h56min			35min	31min	51min

Court 2

Chair Umpire: RASK Christian (DEN)

BERTENS Kiki (16)				VONDROUSOVA Marketa				
1 st Set	2 nd Set	3 rd Set	Total		1 st Set	2 nd Set	3 rd Set	Total
1	0	2	3	Total aces	2	0	0	2
3	0	0	3	Double faults	1	2	1	4
0	0	0	0	Service winners	0	0	0	0
16/29	13/18	28/36	57/83	1st serve	21/32	14/26	23/42	58/100
(55%)	(72%)	(78%)	(69%)		(66%)	(54%)	(55%)	(58%)
1	0	2	3	Aces on 1st serve	2	0	0	2
8/16	11/13	17/28	36/57	Points won on 1st serve	10/21	9/14	15/23	34/58
(50%)	(85%)	(61%)	(63%)		(48%)	(64%)	(65%)	(59%)
10/13	5/5	8/8	23/26	2nd Serve	10/11	10/12	18/19	38/42
(77%)	(100%)	(100%)	(88%)		(91%)	(83%)	(95%)	(90%)
0	0	0	0	Aces on 2nd Serve	0	0	0	0
6/13	5/5	5/8	16/26	Points won on 2nd serve	5/11	5/12	11/19	21/42
(46%)	(100%)	(63%)	(62%)		(45%)	(42%)	(58%)	(50%)
31	28	38	97	Total points won	30	16	40	86
17/32	12/26	16/42	45/100	Receiving points won	15/29	2/18	14/36	31/83
(53%)	(46%)	(38%)	(45%)		(52%)	(11%)	(39%)	(37%)
2/6	2/2	0/1	4/9	Break point conversions	3/5	0/0	1/2	4/7
(33%)	(100%)	(0%)	(44%)		(60%)	(0%)	(50%)	(57%)
10	7	9	26	Forehand winners	3	2	4	9
0	1	3	4	Backhand winners	2	1	2	5
9	6	7	22	Forced errors	5	5	11	21
13	4	22	39	Unforced errors	9	11	8	28
3/6	1/3	6/16	10/25	Net points won	1/3	3/4	3/5	7/12
(50%)	(33%)	(38%)	(40%)		(33%)	(75%)	(60%)	(58%)

	1 st Set				2 nd Set				3 rd Set							
BERTENS Kiki (16)	1*1	1*2	2*2	3*4	4*4	0*1	2*3	3*4	4*5	6	*1	1*1	1*2	2*3	3*4	4
VONDROUSOVA Marketa	*0	1*2	2*3	4*4	4*5	6	*1	1*1	1*2	2*3	3*3	0*1	2*3	3*4	4*5	5*6

Note:

Total winners is the sum of total aces, service winners, forehand winners and backhand winners.

Legend:

W Winner * Server



Scorecard

スコアカード / Feuille d'arbitrage

	BERTENS Kiki (16)	NED	4	6	4
W	VONDROUSOVA Marketa	CZE	6	3	6
Match duration: 1h56min			35min	31min	50min

Court	Court 2	Scoring Rule	Three tie-break sets
Chair Umpire	RASK Christian (DEN)	Match Code	WS129
Started	15:37	Finished	17:33

1st Set

Game	Serving	KiBe	MaVo
Game 1	Marketa Vondrousova	1	0
Game 2	Kiki Bertens	1	1
Game 3	Marketa Vondrousova	1	2
Game 4	Kiki Bertens	2	2
Game 5	Marketa Vondrousova	2	3
Game 6	Kiki Bertens	3	3
Game 7	Marketa Vondrousova	3	4
Game 8	Kiki Bertens	4	4
Game 9	Marketa Vondrousova	4	5
Game 10	Kiki Bertens	4	6

2nd Set



Scorecard

スコアカード / Feuille d'arbitrage

Game 1: Marketa Vondrousova Serving														KiBe	MaVo
														0	1
59	60	61	62	63	64	65	66								
Game 2: Kiki Bertens Serving														KiBe	MaVo
														1	1
67	68	69	70												
Game 3: Marketa Vondrousova Serving														KiBe	MaVo
														2	1
71	72	73	74												
Game 4: Kiki Bertens Serving														KiBe	MaVo
														3	1
75	76	77	78												
Game 5: Marketa Vondrousova Serving														KiBe	MaVo
														3	2
79	80	81	82	83											
Game 6: Kiki Bertens Serving														KiBe	MaVo
														4	2
84	85	86	87	88	89										
Game 7: Marketa Vondrousova Serving														KiBe	MaVo
														4	3
90	91	92	93	94	95										
Game 8: Kiki Bertens Serving														KiBe	MaVo
														5	3
96	97	98	99												
Game 9: Marketa Vondrousova Serving														KiBe	MaVo
														6	3
100	101	102	103	104	105										
3rd Set														KiBe	MaVo
Game 1: Kiki Bertens Serving														KiBe	MaVo
														1	0
106	107	108	109	110	111										
Game 2: Marketa Vondrousova Serving														KiBe	MaVo
														1	1
112	113	114	115	116	117	118	119	120	121	122	123	124	125		
Game 3: Kiki Bertens Serving														KiBe	MaVo
														1	2
126	127	128	129	130	131	132	133	134	135	136	137				
Game 4: Marketa Vondrousova Serving														KiBe	MaVo
														1	3
138	139	140	141	142	143										
Game 5: Kiki Bertens Serving														KiBe	MaVo
														2	3
144	145	146	147	148	149										



Scorecard

スコアカード / Feuille d'arbitrage

Game 6: Marketa Vondrousova Serving

												KiBe	MaVo	
													2	4
150	151	152	153	154	155									

Game 7: Kiki Bertens Serving

												KiBe	MaVo	
													3	4
156	157	158	159											

Game 8: Marketa Vondrousova Serving

												KiBe	MaVo	
													3	5
160	161	162	163	164	165	166	167							

Game 9: Kiki Bertens Serving

												KiBe	MaVo	
													4	5
168	169	170	171	172	173									

Game 10: Marketa Vondrousova Serving

												KiBe	MaVo	
													4	6
174	175	176	177	178	179									

Incidents Summary:

Code of Conduct Violation: 0
Time Violation: 0

Legend:						
Winner	Double fault	Point to receiver - 2nd serve	Point to server - 2nd serve	Point to receiver - 1st serve	Point to server - 1st serve	Service Break
Ace - 1st serve						


Match Statistics

試合統計 / Statistiques du match

W	BUZARNESCU Mihaela (ITF)	ROU	6 (0)	7	6
	RISKE Alison	USA	7	5	4
Match duration: 2h53min			71min	54min	48min

Court 9

Chair Umpire: BALMFORTH Robert (GBR)

BUZARNESCU Mihaela (ITF)				RISKE Alison			
1 st Set	2 nd Set	3 rd Set	Total	1 st Set	2 nd Set	3 rd Set	Total
1	0	0	1	Total aces	1	1	2
2	5	0	7	Double faults	2	3	7
0	1	0	1	Service winners	1	1	3
19/37	20/34	21/27	60/98	1st serve	38/62	23/36	18/30
(51%)	(59%)	(78%)	(61%)		(61%)	(64%)	(60%)
1	0	0	1	Aces on 1st serve	1	1	2
11/19	16/20	14/21	41/60	Points won on 1st serve	24/38	13/23	11/18
(58%)	(80%)	(67%)	(68%)		(63%)	(57%)	(61%)
16/18	9/14	6/6	31/38	2nd Serve	22/24	10/13	10/12
(89%)	(64%)	(100%)	(82%)		(92%)	(77%)	(83%)
0	0	0	0	Aces on 2nd Serve	0	0	0
11/18	6/14	4/6	21/38	Points won on 2nd serve	13/24	6/13	6/12
(61%)	(43%)	(67%)	(55%)		(54%)	(46%)	(50%)
47	39	31	117	Total points won	52	31	109
25/62	17/36	13/30	55/128	Receiving points won	15/37	12/34	9/27
(40%)	(47%)	(43%)	(43%)		(41%)	(35%)	(37%)
1/7	2/3	2/4	5/14	Break point conversions	1/1	1/1	1/2
(14%)	(67%)	(50%)	(36%)		(100%)	(100%)	(50%)
11	6	3	20	Forehand winners	2	3	6
2	5	1	8	Backhand winners	3	1	5
16	10	7	33	Forced errors	13	12	34
29	15	16	60	Unforced errors	20	15	53
3/4	4/6	0/2	7/12	Net points won	2/4	2/4	1/3
(75%)	(67%)	(0%)	(58%)		(50%)	(50%)	(33%)

	1 st Set							2 nd Set							3 rd Set						
BUZARNESCU Mihaela (ITF)	*1	1*2	3*3	3*4	4*5	5*6	6	6(0)	1*1	1*2	2*3	3*4	4*5	6*7	1*2	2*2	3*4	4*5	5*6		
RISKE Alison	0*	1*	1*1	2*3	3*4	4*5	5*6	7	*0	1*2	2*3	3*4	4*5	5*5	5	*0	0*1	2*2	2*3	3*4	4

Note:
Total winners is the sum of total aces, service winners, forehand winners and backhand winners.

Legend:
ITF ITF Place **W** Winner * Server



Scorecard

スコアカード / Feuille d'arbitrage

W	BUZARNESCU Mihaela (ITF)	ROU	6 (0)	7	6
	RISKE Alison	USA	7	5	4
Match duration: 2h53min			71min	54min	48min

Court	Court 9	Scoring Rule	Three tie-break sets
Chair Umpire	BALMFORTH Robert (GBR)	Match Code	WS130
Started	18:05	Finished	20:59

1st Set

Game 1: Mihaela Buzarnescu Serving														MiBu	AIRi	
															1	0
1	2	3	4	5	6											
Game 2: Alison Riske Serving														MiBu	AIRi	
															1	1
7	8	9	10	11	12	13	14									
Game 3: Mihaela Buzarnescu Serving														MiBu	AIRi	
															2	1
15	16	17	18	19												
Game 4: Alison Riske Serving														MiBu	AIRi	
															3	1
20	21	22	23	24	25	26	27	28	29	30	31	32	33	34		
Game 5: Mihaela Buzarnescu Serving														MiBu	AIRi	
															3	2
40	41	42	43	44												
Game 6: Alison Riske Serving														MiBu	AIRi	
															3	3
45	46	47	48	49	50											
Game 7: Mihaela Buzarnescu Serving														MiBu	AIRi	
															4	3
51	52	53	54	55												
Game 8: Alison Riske Serving														MiBu	AIRi	
															4	4
56	57	58	59	60	61	62	63	64	65							
Game 9: Mihaela Buzarnescu Serving														MiBu	AIRi	
															5	4
66	67	68	69	70	71	72	73									
Game 10: Alison Riske Serving														MiBu	AIRi	
															5	5
74	75	76	77	78	79	80	81									
Game 11: Mihaela Buzarnescu Serving														MiBu	AIRi	
															6	5
82	83	84	85	86												























Scorecard

スコアカード / Feuille d'arbitrage

Game 12: Mihaela Buzarnescu Serving

MiBu AIRi

																			
166	167	168	169																

7	5
---	---

3rd Set

Game 1: Alison Riske Serving





















MiBu AIRi

																			
170	171	172	173	174	175														

1	0
---	---

Game 2: Mihaela Buzarnescu Serving

MiBu AIRi

																			
176	177	178	179	180															

2	0
---	---

Game 3: Alison Riske Serving





















MiBu AIRi

																			
181	182	183	184	185	186														

2	1
---	---

Game 4: Mihaela Buzarnescu Serving

MiBu AIRi

																			
187	188	189	190	191	192														

2	2
---	---

Game 5: Alison Riske Serving





















MiBu AIRi

																			
193	194	195	196	197	198														

3	2
---	---

Game 6: Mihaela Buzarnescu Serving

MiBu AIRi

																			
199	200	201	202	203															

4	2
---	---

Game 7: Alison Riske Serving





















MiBu AIRi

																			
204	205	206	207	208	209	210	211												

4	3
---	---

Game 8: Mihaela Buzarnescu Serving

MiBu AIRi

																			
212	213	214	215	216	217														

5	3
---	---

Game 9: Alison Riske Serving





















MiBu AIRi

																			
218	219	220	221																

5	4
---	---

Game 10: Mihaela Buzarnescu Serving

MiBu AIRi

																			
222	223	224	225	226															

6	4
---	---

Incidents Summary:

Code of Conduct Violation: 1

Code Violation (Audible Obscenity) on BUZARNESCU, Mihaela (ROU) in Set 3, Game 8, Point 5 at 20:53 on 24 July 2021

Time Violation: 2

Time Violation on BUZARNESCU, Mihaela (ROU) in Set 1, Game 8, Point 9 at 18:50 on 24 July 2021

Time Violation on BUZARNESCU, Mihaela (ROU) in Set 3, Game 8, Point 4 at 20:52 on 24 July 2021



Ariake Tennis Park

有明テニスの森
Parc de Tennis d'Ariake

SAT 24 JUL 2021

Tennis

テニス / Tennis

Women's Singles

女子シングルス / Simple femmes

First Round

1回戦 / 1er tour



Scorecard

スコアカード / Feuille d'arbitrage

Legend:							
ITF	ITF Place	TB	Tie-break	W	Winner		Double fault
	Point to receiver - 2nd serve		Point to server - 2nd serve		Ace - 1st serve		Point to receiver - 1st serve
	Point to server - 1st serve		Service Break				





Match Statistics

試合統計 / Statistiques du match

	OSORIO SERRANO Maria Camila	COL	4	1
W	GOLUBIC Viktorija	SUI	6	6
Match duration: 0h59min			34min	25min

Court 10

Chair Umpire: TOURTE Aurelie (FRA)

OSORIO SERRANO Maria Camila				GOLUBIC Viktorija				
1 st Set	2 nd Set	3 rd Set	Total		1 st Set	2 nd Set	3 rd Set	Total
1	1		2	Total aces	0	1		1
2	4		6	Double faults	0	0		0
0	0		0	Service winners	0	0		0
18/24	6/12		24/36	1st serve	14/27	18/24		32/51
(75%)	(50%)		(67%)		(52%)	(75%)		(63%)
1	1		2	Aces on 1st serve	0	1		1
6/18	3/6		9/24	Points won on 1st serve	6/14	14/18		20/32
(33%)	(50%)		(38%)		(43%)	(78%)		(63%)
4/6	2/6		6/12	2nd Serve	13/13	6/6		19/19
(67%)	(33%)		(50%)		(100%)	(100%)		(100%)
0	0		0	Aces on 2nd Serve	0	0		0
1/6	1/6		2/12	Points won on 2nd serve	7/13	4/6		11/19
(17%)	(17%)		(17%)		(54%)	(67%)		(58%)
21	10		31	Total points won	30	26		56
14/27	6/24		20/51	Receiving points won	17/24	8/12		25/36
(52%)	(25%)		(39%)		(71%)	(67%)		(69%)
2/2	0/0		2/2	Break point conversions	4/5	2/2		6/7
(100%)	(0%)		(100%)		(80%)	(100%)		(86%)
6	1		7	Forehand winners	7	4		11
0	0		0	Backhand winners	4	1		5
7	7		14	Forced errors	6	2		8
10	13		23	Unforced errors	8	6		14
1/5	0/4		1/9	Net points won	3/3	2/2		5/5
(20%)	(0%)		(11%)		(100%)	(100%)		(100%)

	1 st Set							2 nd Set									
OSORIO SERRANO Maria	*0	0	*0	1	*1	1	*2	3	4	*4	0	*0	0	*0	0	*1	1
GOLUBIC Viktorija	1	*2	3	*3	4	*5	5	*5	*5	6	*1	2	*3	4	*5	5	*6

Note:
Total winners is the sum of total aces, service winners, forehand winners and backhand winners.

Legend:
W Winner * Server































































Scorecard

スコアカード / Feuille d'arbitrage

	OSORIO SERRANO Maria Camila	COL	4	1
W	GOLUBIC Viktorija	SUI	6	6
Match duration: 0h59min			34min	25min

Court	Court 10	Scoring Rule	Three tie-break sets
Chair Umpire	TOURTE Aurelie (FRA)	Match Code	WS131
Started	11:11	Finished	12:10

1st Set

Game 1: Viktorija Golubic Serving													MaOs	ViGo
													0	1
1	2	3	4											
Game 2: Maria Camila Osorio Serrano Serving													MaOs	ViGo
													0	2
5	6	7	8	9	10									
Game 3: Viktorija Golubic Serving													MaOs	ViGo
													0	3
11	12	13	14											
Game 4: Maria Camila Osorio Serrano Serving													MaOs	ViGo
													1	3
15	16	17	18	19	20									
Game 5: Viktorija Golubic Serving													MaOs	ViGo
													1	4
21	22	23	24	25										
Game 6: Maria Camila Osorio Serrano Serving													MaOs	ViGo
													1	5
26	27	28	29	30										
Game 7: Viktorija Golubic Serving													MaOs	ViGo
													2	5
31	32	33	34	35										
Game 8: Maria Camila Osorio Serrano Serving													MaOs	ViGo
													3	5
36	37	38	39	40										
Game 9: Viktorija Golubic Serving													MaOs	ViGo
													4	5
41	42	43	44	45	46									
Game 10: Maria Camila Osorio Serrano Serving													MaOs	ViGo
													4	6
47	48	49	50	51										

2nd Set



Scorecard

スコアカード / Feuille d'arbitrage

Game 1: Viktorija Golubic Serving														MaOs	ViGo
														0	1
52	53	54	55	56	57	58	59								
Game 2: Maria Camila Osorio Serrano Serving														MaOs	ViGo
														0	2
60	61	62	63												
Game 3: Viktorija Golubic Serving														MaOs	ViGo
														0	3
64	65	66	67	68											
Game 4: Maria Camila Osorio Serrano Serving														MaOs	ViGo
														0	4
69	70	71	72												
Game 5: Viktorija Golubic Serving														MaOs	ViGo
														0	5
73	74	75	76	77	78										
Game 6: Maria Camila Osorio Serrano Serving														MaOs	ViGo
														1	5
79	80	81	82												
Game 7: Viktorija Golubic Serving														MaOs	ViGo
														1	6
83	84	85	86												

Incidents Summary:

Code of Conduct Violation: 0
Time Violation: 0

Legend:					
	Winner		Double fault		Point to receiver - 2nd serve
	Ace - 1st serve		Point to receiver - 1st serve		Point to server - 2nd serve
			Point to server - 1st serve		Service Break



Match Statistics

試合統計 / Statistiques du match

	ZHENG Saisai	CHN	1	4
W	OSAKA Naomi (2)	JPN	6	6
Match duration: 1h30min			35min	55min

Centre Court

Chair Umpire: HUGHES Alison (GBR)

ZHENG Saisai				OSAKA Naomi (2)				
1 st Set	2 nd Set	3 rd Set	Total		1 st Set	2 nd Set	3 rd Set	Total
0	1		1	Total aces	4	2		6
1	1		2	Double faults	0	0		0
0	2		2	Service winners	0	0		0
11/19	23/37		34/56	1st serve	18/28	19/32		37/60
(58%)	(62%)		(61%)		(64%)	(59%)		(62%)
0	1		1	Aces on 1st serve	4	2		6
5/11	15/23		20/34	Points won on 1st serve	13/18	15/19		28/37
(45%)	(65%)		(59%)		(72%)	(79%)		(76%)
7/8	13/14		20/22	2nd Serve	10/10	13/13		23/23
(88%)	(93%)		(91%)		(100%)	(100%)		(100%)
0	0		0	Aces on 2nd Serve	0	0		0
3/8	7/14		10/22	Points won on 2nd serve	7/10	8/13		15/23
(38%)	(50%)		(45%)		(70%)	(62%)		(65%)
16	31		47	Total points won	31	38		69
8/28	9/32		17/60	Receiving points won	11/19	15/37		26/56
(29%)	(28%)		(28%)		(58%)	(41%)		(46%)
0/3	0/3		0/6	Break point conversions	2/4	1/4		3/8
(0%)	(0%)		(0%)		(50%)	(25%)		(38%)
1	2		3	Forehand winners	3	10		13
2	2		4	Backhand winners	1	5		6
13	14		27	Forced errors	1	10		11
10	7		17	Unforced errors	12	14		26
1/2	0/3		1/5	Net points won	1/2	10/13		11/15
(50%)	(0%)		(20%)		(50%)	(77%)		(73%)

	1 st Set					2 nd Set											
ZHENG Saisai	0	*0	0	*0	0	*1	1	*1	1	*1	1	*2	2	*3	3	*4	4
OSAKA Naomi (2)	*1	2	*3	4	*5	5	*6	0	*1	2	*3	3	*4	4	*5	5	*6

Note:
Total winners is the sum of total aces, service winners, forehand winners and backhand winners.

Legend:
W Winner * Server



Scorecard

スコアカード / Feuille d'arbitrage

	ZHENG Saisai	CHN	1	4
W	OSAKA Naomi (2)	JPN	6	6
Match duration: 1h27min			32min	55min

Court	Centre Court	Scoring Rule	Three tie-break sets
Chair Umpire	HUGHES Alison (GBR)	Match Code	WS132
Started	13:01	Finished	14:29

1st Set

Game	Serving	SaZh	NaOs
Game 1	Naomi Osaka	0	1
Game 2	Saisai Zheng	0	2
Game 3	Naomi Osaka	0	3
Game 4	Saisai Zheng	0	4
Game 5	Naomi Osaka	0	5
Game 6	Saisai Zheng	1	5
Game 7	Naomi Osaka	1	6

2nd Set

Game	Serving	SaZh	NaOs
Game 1	Saisai Zheng	1	0
Game 2	Naomi Osaka	1	1
Game 3	Saisai Zheng	1	2



Scorecard

スコアカード / Feuille d'arbitrage

Game 4: Naomi Osaka Serving

														SaZh	NaOs	
															1	3
67	68	69	70	71	72											

Game 5: Saisai Zheng Serving

														SaZh	NaOs	
															2	3
73	74	75	76	77	78											

Game 6: Naomi Osaka Serving

														SaZh	NaOs	
															2	4
79	80	81	82													

Game 7: Saisai Zheng Serving

														SaZh	NaOs	
															3	4
83	84	85	86	87	88											

Game 8: Naomi Osaka Serving

														SaZh	NaOs	
															3	5
89	90	91	92	93	94	95	96	97	98							

Game 9: Saisai Zheng Serving

														SaZh	NaOs	
															4	5
99	100	101	102	103	104	105	106	107	108	109	110	111	112			

Game 10: Naomi Osaka Serving

														SaZh	NaOs	
															4	6
113	114	115	116													

Incidents Summary:

Code of Conduct Violation: 0
Time Violation: 0

Legend:					
Winner	Double fault	Point to receiver - 2nd serve	Point to server - 2nd serve	Point to receiver - 1st serve	Point to server - 1st serve
Ace - 1st serve	Service Break				



Match Statistics

試合統計 / Statistiques du match

W	SORRIBES TORMO Sara	ESP	6	6
	FERRO Fiona	FRA	1	4
Match duration: 1h37min			36min	61min

Court 7

Chair Umpire: BALMFORTH Robert (GBR)

SORRIBES TORMO Sara				FERRO Fiona			
1 st Set	2 nd Set	3 rd Set	Total	1 st Set	2 nd Set	3 rd Set	Total
0	0		0	0	0		0
0	3		3	1	0		1
0	0		0	0	0		0
14/21	24/35		38/56	14/27	34/38		48/65
(67%)	(69%)		(68%)	(52%)	(89%)		(74%)
0	0		0	0	0		0
10/14	14/24		24/38	6/14	18/34		24/48
(71%)	(58%)		(63%)	(43%)	(53%)		(50%)
7/7	8/11		15/18	12/13	4/4		16/17
(100%)	(73%)		(83%)	(92%)	(100%)		(94%)
0	0		0	0	0		0
4/7	6/11		10/18	5/13	3/4		8/17
(57%)	(55%)		(56%)	(38%)	(75%)		(47%)
30	37		67	18	36		54
16/27	17/38		33/65	7/21	15/35		22/56
(59%)	(45%)		(51%)	(33%)	(43%)		(39%)
3/5	2/5		5/10	0/2	1/5		1/7
(60%)	(40%)		(50%)	(0%)	(20%)		(14%)
3	3		6	5	14		19
2	1		3	1	0		1
10	6		16	6	11		17
2	16		18	19	22		41
3/3	4/5		7/8	3/5	5/14		8/19
(100%)	(80%)		(88%)	(60%)	(36%)		(42%)

	1 st Set						2 nd Set										
SORRIBES TORMO Sara	0	*1	2	*3	4	*5	6	*1	1	*2	2	*3	3	*3	4	*5	6
FERRO Fiona	*1	1	*1	1	*1	1	*1	0	*1	1	*2	2	*3	4	*4	4	*4

Note:
Total winners is the sum of total aces, service winners, forehand winners and backhand winners.

Legend:
W Winner * Server



Scorecard

スコアカード / Feuille d'arbitrage

W	SORRIBES TORMO Sara	ESP	6	6
	FERRO Fiona	FRA	1	4
Match duration: 1h37min			37min	60min

Court	Court 7	Scoring Rule	Three tie-break sets
Chair Umpire	BALMFORTH Robert (GBR)	Match Code	WS201
Started	12:32	Finished	14:09

1st Set

Game	Serving	SaSo	FiFe
Game 1	Fiona Ferro	0	1
Game 2	Sara Sorribes Tormo	1	1
Game 3	Fiona Ferro	2	1
Game 4	Sara Sorribes Tormo	3	1
Game 5	Fiona Ferro	4	1
Game 6	Sara Sorribes Tormo	5	1
Game 7	Fiona Ferro	6	1

2nd Set

Game	Serving	SaSo	FiFe
Game 1	Sara Sorribes Tormo	1	0
Game 2	Fiona Ferro	1	1
Game 3	Sara Sorribes Tormo	2	1

Scorecard

スコアカード / Feuille d'arbitrage

Game 4: Fiona Ferro Serving														SaSo	FiFe	
															2	2
73	74	75	76													
Game 5: Sara Sorribes Tormo Serving														SaSo	FiFe	
															3	2
77	78	79	80	81	82											
Game 6: Fiona Ferro Serving														SaSo	FiFe	
															3	3
83	84	85	86	87	88	89	90	91	92	93	94	95	96	97	98	
Game 7: Sara Sorribes Tormo Serving														SaSo	FiFe	
															3	4
99	100	101	102	103												
Game 8: Fiona Ferro Serving														SaSo	FiFe	
															4	4
104	105	106	107	108	109											
Game 9: Sara Sorribes Tormo Serving														SaSo	FiFe	
															5	4
110	111	112	113	114	115											
Game 10: Fiona Ferro Serving														SaSo	FiFe	
															6	4
116	117	118	119	120	121											

Incidents Summary:

Code of Conduct Violation: 0
Time Violation: 0

Legend:					
Winner					


Match Statistics

試合統計 / Statistiques du match

	FRIEDSAM Anna-Lena (ITF)	GER	1	1
W	PAVLYUCHENKOVA Anastasia (13)	ROC	6	6
Match duration: 0h54min			22min	32min

Court 3

Chair Umpire: ROCHA Aline (BRA)

FRIEDSAM Anna-Lena (ITF)				PAVLYUCHENKOVA Anastasia (13)				
1 st Set	2 nd Set	3 rd Set	Total		1 st Set	2 nd Set	3 rd Set	Total
0	0		0	Total aces	1	2		3
1	0		1	Double faults	1	1		2
0	0		0	Service winners	0	0		0
14/19	11/15		25/34	1st serve	11/15	15/24		26/39
(74%)	(73%)		(74%)		(73%)	(63%)		(67%)
0	0		0	Aces on 1st serve	1	2		3
3/14	5/11		8/25	Points won on 1st serve	9/11	12/15		21/26
(21%)	(45%)		(32%)		(82%)	(80%)		(81%)
4/5	4/4		8/9	2nd Serve	3/4	8/9		11/13
(80%)	(100%)		(89%)		(75%)	(89%)		(85%)
0	0		0	Aces on 2nd Serve	0	0		0
0/5	1/4		1/9	Points won on 2nd serve	1/4	6/9		7/13
(0%)	(25%)		(11%)		(25%)	(67%)		(54%)
8	12		20	Total points won	26	27		53
5/15	6/24		11/39	Receiving points won	16/19	9/15		25/34
(33%)	(25%)		(28%)		(84%)	(60%)		(74%)
1/2	0/1		1/3	Break point conversions	4/5	2/3		6/8
(50%)	(0%)		(33%)		(80%)	(67%)		(75%)
0	1		1	Forehand winners	5	6		11
0	1		1	Backhand winners	0	3		3
15	16		31	Forced errors	3	6		9
5	0		5	Unforced errors	5	4		9
0/1	1/2		1/3	Net points won	2/2	3/3		5/5
(0%)	(50%)		(33%)		(100%)	(100%)		(100%)

	1 st Set				2 nd Set			
FRIEDSAM Anna-Lena (ITF)	*0	0*0	1*1	1*1	0*1	1*1	1*1	1
PAVLYUCHENKOVA Anastasia	1*2	3*3	4*5	6	*1	1*2	3*4	5*6

Note:
Total winners is the sum of total aces, service winners, forehand winners and backhand winners.

Legend:
ITF ITF Place **W** Winner * Server



Scorecard

スコアカード / Feuille d'arbitrage

	FRIEDSAM Anna-Lena (ITF)	GER	1	1
W	PAVLYUCHENKOVA Anastasia (13)	ROC	6	6
Match duration: 0h54min			22min	32min

Court	Court 3	Scoring Rule	Three tie-break sets
Chair Umpire	ROCHA Aline (BRA)	Match Code	WS202
Started	11:09	Finished	12:04

1st Set

Game 1: Anna-Lena Friedsam Serving													AnFr	AnPa	
													0	1	☀
1	2	3	4												
Game 2: Anastasia Pavlyuchenkova Serving													AnFr	AnPa	
													0	2	
5	6	7	8	9											
Game 3: Anna-Lena Friedsam Serving													AnFr	AnPa	
													0	3	☀
10	11	12	13	14											
Game 4: Anastasia Pavlyuchenkova Serving													AnFr	AnPa	
													1	3	☀
15	16	17	18	19	20										
Game 5: Anna-Lena Friedsam Serving													AnFr	AnPa	
													1	4	☀
21	22	23	24	25	26										
Game 6: Anastasia Pavlyuchenkova Serving													AnFr	AnPa	
													1	5	
27	28	29	30												
Game 7: Anna-Lena Friedsam Serving													AnFr	AnPa	
													1	6	☀
31	32	33	34												

2nd Set

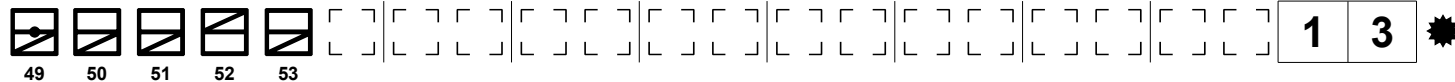
Game 1: Anastasia Pavlyuchenkova Serving													AnFr	AnPa	
													0	1	
35	36	37	38												
Game 2: Anna-Lena Friedsam Serving													AnFr	AnPa	
													1	1	
39	40	41	42	43											
Game 3: Anastasia Pavlyuchenkova Serving													AnFr	AnPa	
													1	2	
44	45	46	47	48											



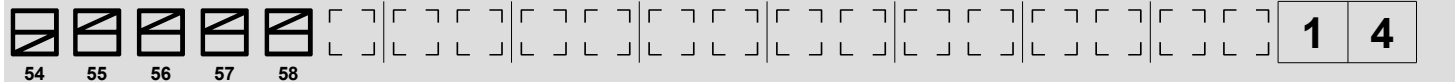
Scorecard

スコアカード / Feuille d'arbitrage

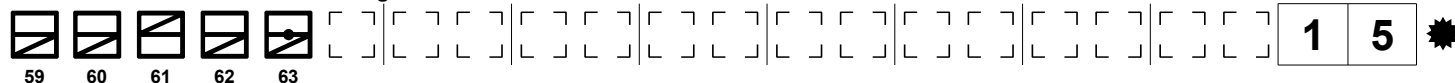
Game 4: Anna-Lena Friedsam Serving



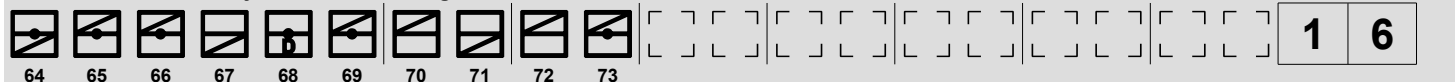
Game 5: Anastasia Pavlyuchenkova Serving



Game 6: Anna-Lena Friedsam Serving



Game 7: Anastasia Pavlyuchenkova Serving



Incidents Summary:

Code of Conduct Violation: 0

Time Violation: 2

Time Violation on PAVLYUCHENKOVA, Anastasia (ROC) in Set 2, Game 3, Point 4 at 11:44 on 26 July 2021

Time Violation on PAVLYUCHENKOVA, Anastasia (ROC) in Set 2, Game 7, Point 4 at 12:01 on 26 July 2021

Legend:

	ITF Place	W	Winner		Double fault		Point to receiver - 2nd serve
	Point to server - 2nd serve		Ace - 1st serve		Point to receiver - 1st serve		Point to server - 1st serve
	Service Break						



Match Statistics

試合統計 / Statistiques du match

W	BENCIC Belinda (9)	SUI	6	6
	DOI Misaki	JPN	2	4
Match duration: 1h25min			33min	52min

Court 1

Chair Umpire: DUMUSOIS Damien (FRA)

BENCIC Belinda (9)				DOI Misaki			
1 st Set	2 nd Set	3 rd Set	Total	1 st Set	2 nd Set	3 rd Set	Total
1	2		3	Total aces	2	1	3
1	2		3	Double faults	1	1	2
0	0		0	Service winners	0	0	0
12/19	24/38		36/57	1st serve	18/27	21/31	39/58
(63%)	(63%)		(63%)		(67%)	(68%)	(67%)
1	2		3	Aces on 1st serve	2	1	3
11/12	17/24		28/36	Points won on 1st serve	7/18	11/21	18/39
(92%)	(71%)		(78%)		(39%)	(52%)	(46%)
6/7	12/14		18/21	2nd Serve	8/9	9/10	17/19
(86%)	(86%)		(86%)		(89%)	(90%)	(89%)
0	0		0	Aces on 2nd Serve	0	0	0
3/7	6/14		9/21	Points won on 2nd serve	4/9	6/10	10/19
(43%)	(43%)		(43%)		(44%)	(60%)	(53%)
30	37		67	Total points won	16	32	48
16/27	14/31		30/58	Receiving points won	5/19	15/38	20/57
(59%)	(45%)		(52%)		(26%)	(39%)	(35%)
3/6	2/3		5/9	Break point conversions	1/1	1/5	2/6
(50%)	(67%)		(56%)		(100%)	(20%)	(33%)
4	8		12	Forehand winners	2	6	8
5	4		9	Backhand winners	1	5	6
4	9		13	Forced errors	9	9	18
7	11		18	Unforced errors	11	14	25
3/3	5/7		8/10	Net points won	0/1	4/6	4/7
(100%)	(71%)		(80%)		(0%)	(67%)	(57%)

	1 st Set					2 nd Set												
BENCIC Belinda (9)	0	*1	2	*3	4	*4	5	*6	0	*0	1	*2	2	*3	4	*5	5	*6
DOI Misaki	*1	1	*1	1	*1	2	*2	2	*1	2	*2	2	*3	3	*3	3	*4	4

Note:
Total winners is the sum of total aces, service winners, forehand winners and backhand winners.

Legend:
W Winner * Server



Scorecard

スコアカード / Feuille d'arbitrage

W	BENCIC Belinda (9)	SUI	6	6
	DOI Misaki	JPN	2	4
Match duration: 1h24min			33min	51min

Court	Court 1	Scoring Rule	Three tie-break sets
Chair Umpire	DUMUSOIS Damien (FRA)	Match Code	WS203
Started	12:29	Finished	13:54

1st Set

Game	Serving	BeBe	MiDo
Game 1	Misaki Doi	0	1
Game 2	Belinda Bencic	1	1
Game 3	Misaki Doi	2	1
Game 4	Belinda Bencic	3	1
Game 5	Misaki Doi	4	1
Game 6	Belinda Bencic	4	2
Game 7	Misaki Doi	5	2
Game 8	Belinda Bencic	6	2

2nd Set

Game	Serving	BeBe	MiDo
Game 1	Misaki Doi	0	1
Game 2	Belinda Bencic	0	2



Scorecard

スコアカード / Feuille d'arbitrage

Game 3: Misaki Doi Serving														BeBe	MiDo				
														1	2				
58	59	60	61	62	63														
Game 4: Belinda Bencic Serving														BeBe	MiDo				
														2	2				
64	65	66	67	68															
Game 5: Misaki Doi Serving														BeBe	MiDo				
														2	3				
69	70	71	72	73															
Game 6: Belinda Bencic Serving														BeBe	MiDo				
														3	3				
74	75	76	77	78	79	80	81	82	83	84	85	86	87	88	89	90	91		
Game 7: Misaki Doi Serving														BeBe	MiDo				
														4	3				
92	93	94	95	96	97	98	99												
Game 8: Belinda Bencic Serving														BeBe	MiDo				
														5	3				
100	101	102	103	104	105														
Game 9: Misaki Doi Serving														BeBe	MiDo				
														5	4				
106	107	108	109	110	111														
Game 10: Belinda Bencic Serving														BeBe	MiDo				
														6	4				
112	113	114	115																

Incidents Summary:
 Code of Conduct Violation: 0
 Time Violation: 0

Legend:	Winner	Double fault	Point to receiver - 2nd serve	Point to server - 2nd serve
Ace - 1st serve	Point to receiver - 1st serve	Point to server - 1st serve	Service Break	





Match Statistics

試合統計 / Statistiques du match

	FERNANDEZ Leylah Annie	CAN	2	4
W	KREJCIKOVA Barbora (8)	CZE	6	6
Match duration: 1h19min			33min	46min

Court 2

Chair Umpire: RASK Christian (DEN)

FERNANDEZ Leylah Annie				KREJCIKOVA Barbora (8)				
1 st Set	2 nd Set	3 rd Set	Total		1 st Set	2 nd Set	3 rd Set	Total
0	0		0	Total aces	1	3		4
1	4		5	Double faults	3	0		3
0	1		1	Service winners	0	2		2
14/22	18/33		32/55	1st serve	12/23	24/30		36/53
(64%)	(55%)		(58%)		(52%)	(80%)		(68%)
0	0		0	Aces on 1st serve	1	3		4
8/14	14/18		22/32	Points won on 1st serve	12/12	17/24		29/36
(57%)	(78%)		(69%)		(100%)	(71%)		(81%)
7/8	11/15		18/23	2nd Serve	8/11	6/6		14/17
(88%)	(73%)		(78%)		(73%)	(100%)		(82%)
0	0		0	Aces on 2nd Serve	0	0		0
3/8	4/15		7/23	Points won on 2nd serve	4/11	3/6		7/17
(38%)	(27%)		(30%)		(36%)	(50%)		(41%)
18	28		46	Total points won	27	35		62
7/23	10/30		17/53	Receiving points won	11/22	15/33		26/55
(30%)	(33%)		(32%)		(50%)	(45%)		(47%)
0/0	1/1		1/1	Break point conversions	2/3	2/7		4/10
(0%)	(100%)		(100%)		(67%)	(29%)		(40%)
2	4		6	Forehand winners	5	5		10
1	0		1	Backhand winners	3	2		5
11	10		21	Forced errors	6	12		18
7	13		20	Unforced errors	9	11		20
1/1	2/3		3/4	Net points won	1/1	1/2		2/3
(100%)	(67%)		(75%)		(100%)	(50%)		(67%)

	1 st Set					2 nd Set					
FERNANDEZ Leylah Annie	*1	1*1	1*1	1*2	2	*1	1*1	1*1	1*2	3*4	4
KREJCIKOVA Barbora (8)	0*1	2*3	4*5	5*6		0*1	2*3	4*5	5*5	5*6	

Note:

Total winners is the sum of total aces, service winners, forehand winners and backhand winners.

Legend:

W Winner * Server



Scorecard

スコアカード / Feuille d'arbitrage

	FERNANDEZ Leylah Annie	CAN	2	4
W	KREJCIKOVA Barbora (8)	CZE	6	6
Match duration: 1h15min			30min	45min

Court	Court 2	Scoring Rule	Three tie-break sets
Chair Umpire	RASK Christian (DEN)	Match Code	WS204
Started	11:08	Finished	12:24

1st Set

Game 1: Leylah Annie Fernandez Serving													LeFe	BaKr
													1	0
1	2	3	4	5										
Game 2: Barbora Krejckova Serving													LeFe	BaKr
													1	1
6	7	8	9	10	11									
Game 3: Leylah Annie Fernandez Serving													LeFe	BaKr
													1	2
12	13	14	15	16										☀
Game 4: Barbora Krejckova Serving													LeFe	BaKr
													1	3
17	18	19	20	21	22									
Game 5: Leylah Annie Fernandez Serving													LeFe	BaKr
													1	4
23	24	25	26	27	28									☀
Game 6: Barbora Krejckova Serving													LeFe	BaKr
													1	5
29	30	31	32	33										
Game 7: Leylah Annie Fernandez Serving													LeFe	BaKr
													2	5
34	35	36	37	38	39									
Game 8: Barbora Krejckova Serving													LeFe	BaKr
													2	6
40	41	42	43	44	45									

2nd Set

Game 1: Leylah Annie Fernandez Serving													LeFe	BaKr
													1	0
46	47	48	49	50	51	52	53							
Game 2: Barbora Krejckova Serving													LeFe	BaKr
													1	1
54	55	56	57											



Scorecard

スコアカード / Feuille d'arbitrage

Game 3: Leylah Annie Fernandez Serving														LeFe	BaKr	
														1	2	
58	59	60	61	62	63	64	65	66	67							
Game 4: Barbora Krejckikova Serving														LeFe	BaKr	
														1	3	
68	69	70	71													
Game 5: Leylah Annie Fernandez Serving														LeFe	BaKr	
														1	4	
72	73	74	75	76												
Game 6: Barbora Krejckikova Serving														LeFe	BaKr	
														1	5	
77	78	79	80	81	82	83	84	85	86							
Game 7: Leylah Annie Fernandez Serving														LeFe	BaKr	
														2	5	
87	88	89	90													
Game 8: Barbora Krejckikova Serving														LeFe	BaKr	
														3	5	
91	92	93	94	95	96											
Game 9: Leylah Annie Fernandez Serving														LeFe	BaKr	
														4	5	
97	98	99	100	101	102											
Game 10: Barbora Krejckikova Serving														LeFe	BaKr	
														4	6	
103	104	105	106	107	108											

Incidents Summary:

Code of Conduct Violation: 0
Time Violation: 0

Legend:					
	Winner		Double fault		Point to receiver - 2nd serve
	Ace - 1st serve		Point to receiver - 1st serve		Point to server - 1st serve
					Service Break



Match Statistics

試合統計 / Statistiques du match

	SABALENKA Aryna (3)	BLR	4	6	6 (3)
W	VEKIC Donna	CRO	6	3	7
Match duration: 2h35min			58min	42min	55min

Centre Court

Chair Umpire: ZHANG Juan (CHN)

SABALENKA Aryna (3)				VEKIC Donna				
1 st Set	2 nd Set	3 rd Set	Total		1 st Set	2 nd Set	3 rd Set	Total
2	3	4	9	Total aces	3	0	2	5
4	1	2	7	Double faults	3	2	1	6
0	1	0	1	Service winners	0	1	1	2
17/39	15/30	18/34	50/103	1st serve	27/50	17/29	27/44	71/123
(44%)	(50%)	(53%)	(49%)		(54%)	(59%)	(61%)	(58%)
2	3	3	8	Aces on 1st serve	3	0	2	5
13/17	13/15	12/18	38/50	Points won on 1st serve	20/27	10/17	16/27	46/71
(76%)	(87%)	(67%)	(76%)		(74%)	(59%)	(59%)	(65%)
18/22	14/15	14/16	46/53	2nd Serve	20/23	10/12	16/17	46/52
(82%)	(93%)	(88%)	(87%)		(87%)	(83%)	(94%)	(88%)
0	0	1	1	Aces on 2nd Serve	0	0	0	0
10/22	8/15	11/16	29/53	Points won on 2nd serve	10/23	7/12	12/17	29/52
(45%)	(53%)	(69%)	(55%)		(43%)	(58%)	(71%)	(56%)
43	33	39	115	Total points won	46	26	39	111
20/50	12/29	16/44	48/123	Receiving points won	16/39	9/30	11/34	36/103
(40%)	(41%)	(36%)	(39%)		(41%)	(30%)	(32%)	(35%)
0/7	1/2	1/3	2/12	Break point conversions	1/5	0/0	1/1	2/6
(0%)	(50%)	(33%)	(17%)		(20%)	(0%)	(100%)	(33%)
15	8	11	34	Forehand winners	8	2	7	17
9	4	2	15	Backhand winners	4	1	4	9
9	17	18	44	Forced errors	8	15	19	42
22	5	7	34	Unforced errors	9	2	3	14
7/12	4/5	4/5	15/22	Net points won	6/8	2/3	3/8	11/19
(58%)	(80%)	(80%)	(68%)		(75%)	(67%)	(38%)	(58%)

	1 st Set				2 nd Set				3 rd Set												
	*1	1*2	2*2	2*3	3*4	4	*1	2*3	3*4	4*5	5*6	6	1*2	2*3	3*4	4*4	4*5	5*6	6(3)		
SABALENKA Aryna (3)																					
VEKIC Donna	0*	*1	1*2	3*4	4*5	5*6	0*	0*	*1	1*2	2*3	3	*0	0*	*1	1*2	2*3	4*5	5*6	6	7

Note:
Total winners is the sum of total aces, service winners, forehand winners and backhand winners.

Legend:
W Winner * Server



Scorecard

スコアカード / Feuille d'arbitrage

	SABALENKA Aryna (3)	BLR	4	6	6 (3)
W	VEKIC Donna	CRO	6	3	7
Match duration: 2h35min			58min	42min	55min

Court	Centre Court	Scoring Rule	Three tie-break sets
Chair Umpire	ZHANG Juan (CHN)	Match Code	WS205
Started	14:03	Finished	16:39

1st Set

Game 1: Aryna Sabalenka Serving													ArSa	DoVe
													1	0
1	2	3	4	5	6									
Game 2: Donna Vekic Serving													ArSa	DoVe
													1	1
7	8	9	10	11	12	13	14	15	16					
Game 3: Aryna Sabalenka Serving													ArSa	DoVe
													2	1
17	18	19	20	21	22									
Game 4: Donna Vekic Serving													ArSa	DoVe
													2	2
23	24	25	26	27	28	29	30							
Game 5: Aryna Sabalenka Serving													ArSa	DoVe
													2	3
31	32	33	34	35	36									
Game 6: Donna Vekic Serving													ArSa	DoVe
													2	4
37	38	39	40	41	42	43	44	45	46	47	48			
Game 7: Aryna Sabalenka Serving													ArSa	DoVe
													3	4
49	50	51	52	53										
Game 8: Donna Vekic Serving													ArSa	DoVe
													3	5
54	55	56	57	58	59	60	61	62	63	64	65	66		
Game 9: Aryna Sabalenka Serving													ArSa	DoVe
													4	5
68	69	70	71	72	73	74	75	76	77	78	79	80		
Game 10: Donna Vekic Serving													ArSa	DoVe
													4	6
84	85	86	87	88	89									

2nd Set



Scorecard

スコアカード / Feuille d'arbitrage

Game 1: Aryna Sabalenka Serving														ArSa	DoVe	
															1	0
90	91	92	93	94	95	96	97									
Game 2: Donna Vekic Serving														ArSa	DoVe	
															2	0
98	99	100	101	102	103	104	105									
Game 3: Aryna Sabalenka Serving														ArSa	DoVe	
															3	0
106	107	108	109	110	111											
Game 4: Donna Vekic Serving														ArSa	DoVe	
															3	1
112	113	114	115	116	117	118	119	120	121							
Game 5: Aryna Sabalenka Serving														ArSa	DoVe	
															4	1
122	123	124	125	126												
Game 6: Donna Vekic Serving														ArSa	DoVe	
															4	2
127	128	129	130	131												
Game 7: Aryna Sabalenka Serving														ArSa	DoVe	
															5	2
132	133	134	135	136												
Game 8: Donna Vekic Serving														ArSa	DoVe	
															5	3
137	138	139	140	141	142											
Game 9: Aryna Sabalenka Serving														ArSa	DoVe	
															6	3
143	144	145	146	147	148											
3rd Set																
Game 1: Donna Vekic Serving														ArSa	DoVe	
															1	0
149	150	151	152	153												
Game 2: Aryna Sabalenka Serving														ArSa	DoVe	
															2	0
154	155	156	157	158												
Game 3: Donna Vekic Serving														ArSa	DoVe	
															2	1
159	160	161	162	163												
Game 4: Aryna Sabalenka Serving														ArSa	DoVe	
															3	1
164	165	166	167													
Game 5: Donna Vekic Serving														ArSa	DoVe	
															3	2
168	169	170	171	172	173	174	175	176	177	178	179					



Scorecard

スコアカード / Feuille d'arbitrage

Game 6: Aryna Sabalenka Serving




ArSa	DoVe
4	2

Game 7: Donna Vekic Serving



ArSa	DoVe
4	3

Game 8: Aryna Sabalenka Serving



ArSa	DoVe
4	4

Game 9: Donna Vekic Serving




ArSa	DoVe
4	5

Game 10: Aryna Sabalenka Serving



ArSa	DoVe
5	5

Game 11: Donna Vekic Serving



ArSa	DoVe
5	6

Game 12: Aryna Sabalenka Serving



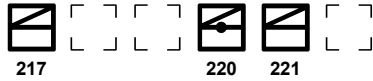
ArSa	DoVe
6	6

TB - Aryna Sabalenka



ArSa	DoVe
6	7

TB - Donna Vekic



ArSa	DoVe
(3)	(7)

Incidents Summary:

Code of Conduct Violation: 0
Time Violation: 0



Ariake Tennis Park

有明テニスの森
Parc de Tennis d'Ariake

MON 26 JUL 2021

Tennis

テニス / Tennis

Women's Singles

女子シングルス / Simple femmes

Second Round

2回戦 / 2e tour



Scorecard

スコアカード / Feuille d'arbitrage

Legend:			
TB	Tie-break	W	Winner
	Point to receiver - 2nd serve		Point to server - 2nd serve
	Point to server - 1st serve		Service Break
	Ace - 2nd serve		Ace - 1st serve
	Double fault		Point to receiver - 1st serve





Match Statistics

試合統計 / Statistiques du match

	PETERSON Rebecca	SWE	2	3
W	RYBAKINA Elena (15)	KAZ	6	6
Match duration: 1h13min			40min	33min

Court 4

Chair Umpire: TOURTE Aurelie (FRA)

PETERSON Rebecca				RYBAKINA Elena (15)				
1 st Set	2 nd Set	3 rd Set	Total		1 st Set	2 nd Set	3 rd Set	Total
0	0		0	Total aces	2	4		6
1	1		2	Double faults	1	1		2
0	0		0	Service winners	0	0		0
16/30	12/21		28/51	1st serve	23/33	17/25		40/58
(53%)	(57%)		(55%)		(70%)	(68%)		(69%)
0	0		0	Aces on 1st serve	2	3		5
8/16	7/12		15/28	Points won on 1st serve	15/23	15/17		30/40
(50%)	(58%)		(54%)		(65%)	(88%)		(75%)
13/14	8/9		21/23	2nd Serve	9/10	7/8		16/18
(93%)	(89%)		(91%)		(90%)	(88%)		(89%)
0	0		0	Aces on 2nd Serve	0	1		1
4/14	4/9		8/23	Points won on 2nd serve	6/10	3/8		9/18
(29%)	(44%)		(35%)		(60%)	(38%)		(50%)
24	18		42	Total points won	39	28		67
12/33	7/25		19/58	Receiving points won	18/30	10/21		28/51
(36%)	(28%)		(33%)		(60%)	(48%)		(55%)
1/3	1/1		2/4	Break point conversions	3/5	2/2		5/7
(33%)	(100%)		(50%)		(60%)	(100%)		(71%)
3	1		4	Forehand winners	12	2		14
0	0		0	Backhand winners	5	4		9
16	15		31	Forced errors	14	9		23
4	3		7	Unforced errors	7	8		15
1/1	0/0		1/1	Net points won	7/7	5/6		12/13
(100%)	(0%)		(100%)		(100%)	(83%)		(92%)

	1 st Set					2 nd Set					
PETERSON Rebecca	0*	*1	2*	*2	2*	1*	*2	2*	*3	3*	3
RYBAKINA Elena (15)	*1	1*	2*	*3	4*	*5	6	*0	0*	2*	3*

Note:
Total winners is the sum of total aces, service winners, forehand winners and backhand winners.

Legend:
W Winner * Server



Scorecard

スコアカード / Feuille d'arbitrage

	PETERSON Rebecca	SWE	2	3
W	RYBAKINA Elena (15)	KAZ	6	6
Match duration: 1h13min			40min	33min

Court	Court 4	Scoring Rule	Three tie-break sets
Chair Umpire	TOURTE Aurelie (FRA)	Match Code	WS206
Started	11:07	Finished	12:20

1st Set

Game	Serving	RePe	EIRy
Game 1	Elena Rybakina	0	1
Game 2	Rebecca Peterson	1	1
Game 3	Elena Rybakina	2	1
Game 4	Rebecca Peterson	2	2
Game 5	Elena Rybakina	2	3
Game 6	Rebecca Peterson	2	4
Game 7	Elena Rybakina	2	5
Game 8	Rebecca Peterson	2	6

2nd Set

Game	Serving	RePe	EIRy
Game 1	Elena Rybakina	1	0
Game 2	Rebecca Peterson	2	0



Ariake Tennis Park

有明テニスの森
Parc de Tennis d'Ariake

MON 26 JUL 2021

Tennis

テニス / Tennis

Women's Singles

女子シングルス / Simple femmes

Second Round

2回戦 / 2e tour



Scorecard

スコアカード / Feuille d'arbitrage

Game 3: Elena Rybakina Serving														RePe	EIRy
														2	1
74	75	76	77	78											
Game 4: Rebecca Peterson Serving														RePe	EIRy
														2	2
79	80	81	82	83											
Game 5: Elena Rybakina Serving														RePe	EIRy
														2	3
84	85	86	87												
Game 6: Rebecca Peterson Serving														RePe	EIRy
														3	3
88	89	90	91												
Game 7: Elena Rybakina Serving														RePe	EIRy
														3	4
92	93	94	95												
Game 8: Rebecca Peterson Serving														RePe	EIRy
														3	5
96	97	98	99	100	101										
Game 9: Elena Rybakina Serving														RePe	EIRy
														3	6
102	103	104	105	106	107										

Incidents Summary:
Code of Conduct Violation: 0
Time Violation: 0

Legend:					
	Winner		Double fault		Point to receiver - 2nd serve
	Ace - 1st serve		Point to receiver - 1st serve		Point to server - 2nd serve
					Service Break





Match Statistics

試合統計 / Statistiques du match

	KVITOVA Petra (10)	CZE	7	3	0
W	van UYTVANCK Alison	BEL	5	6	6
Match duration: 2h09min			51min	40min	38min

Court 5

Chair Umpire: RADWAN CHO Katarzyna (POL)

KVITOVA Petra (10)				van UYTVANCK Alison				
1 st Set	2 nd Set	3 rd Set	Total		1 st Set	2 nd Set	3 rd Set	Total
3	2	3	8	Total aces	2	2	1	5
3	1	1	5	Double faults	4	1	2	7
2	3	0	5	Service winners	2	1	0	3
29/48	19/33	20/30	68/111	1st serve	20/33	17/23	7/17	44/73
(60%)	(58%)	(67%)	(61%)		(61%)	(74%)	(41%)	(60%)
3	2	3	8	Aces on 1st serve	2	2	1	5
20/29	11/19	10/20	41/68	Points won on 1st serve	14/20	11/17	6/7	31/44
(69%)	(58%)	(50%)	(60%)		(70%)	(65%)	(86%)	(70%)
16/19	13/14	9/10	38/43	2nd Serve	9/13	5/6	8/10	22/29
(84%)	(93%)	(90%)	(88%)		(69%)	(83%)	(80%)	(76%)
0	0	0	0	Aces on 2nd Serve	0	0	0	0
9/19	5/14	2/10	16/43	Points won on 2nd serve	7/13	3/6	7/10	17/29
(47%)	(36%)	(20%)	(37%)		(54%)	(50%)	(70%)	(59%)
41	25	16	82	Total points won	40	31	31	102
12/33	9/23	4/17	25/73	Receiving points won	19/48	17/33	18/30	54/111
(36%)	(39%)	(24%)	(34%)		(40%)	(52%)	(60%)	(49%)
2/5	1/1	0/1	3/7	Break point conversions	1/4	3/4	3/6	7/14
(40%)	(100%)	(0%)	(43%)		(25%)	(75%)	(50%)	(50%)
9	7	5	21	Forehand winners	2	7	4	13
3	2	0	5	Backhand winners	1	0	1	2
16	16	6	38	Forced errors	13	10	3	26
13	5	19	37	Unforced errors	10	1	4	15
6/9	4/10	1/4	11/23	Net points won	1/4	2/2	1/1	4/7
(67%)	(40%)	(25%)	(48%)		(25%)	(100%)	(100%)	(57%)

	1 st Set							2 nd Set							3 rd Set												
KVITOVA Petra (10)	*1	1	*2	2	*3	4	*5	5	*6	7	*0	1	*2	2	*3	3	*3	3	*3	0	*0	0	*0	0	*0		
van UYTVANCK Alison	0	*1	1	*2	2	*2	2	*3	4	*5	5	*5	1	*1	1	*2	2	*3	4	*5	6	*1	2	*3	4	*5	6

Note:

Total winners is the sum of total aces, service winners, forehand winners and backhand winners.

Legend:

W Winner * Server



Scorecard

スコアカード / Feuille d'arbitrage

	KVITOVA Petra (10)	CZE	7	3	0
W	van UYTVANCK Alison	BEL	5	6	6
Match duration: 2h09min			51min	40min	38min

Court	Court 5	Scoring Rule	Three tie-break sets
Chair Umpire	RADWAN CHO Katarzyna (POL)	Match Code	WS207
Started	14:17	Finished	16:27

1st Set








Game	Serving	PeKv	Alva
Game 1	Petra Kvitova	1	0
Game 2	Alison van Uytvanck	1	1
Game 3	Petra Kvitova	2	1
Game 4	Alison van Uytvanck	2	2
Game 5	Petra Kvitova	3	2
Game 6	Alison van Uytvanck	4	2
Game 7	Petra Kvitova	5	2
Game 8	Alison van Uytvanck	5	3
Game 9	Petra Kvitova	5	4
Game 10	Alison van Uytvanck	5	5
Game 11	Petra Kvitova	6	5



Scorecard

スコアカード / Feuille d'arbitrage

Game 12: Alison van Uytvanck Serving








															PeKv	Alva	
74	75	76	77	78	79										7	5	

2nd Set

Game 1: Petra Kvitova Serving

															PeKv	Alva	
80	81	82	83	84	85	86	87								0	1	







Game 2: Alison van Uytvanck Serving

															PeKv	Alva	
88	89	90	91	92	93										1	1	







Game 3: Petra Kvitova Serving

															PeKv	Alva	
94	95	96	97	98	99										2	1	









Game 4: Alison van Uytvanck Serving

															PeKv	Alva	
100	101	102	103	104											2	2	

Game 5: Petra Kvitova Serving

															PeKv	Alva	
105	106	107	108												3	2	









Game 6: Alison van Uytvanck Serving

															PeKv	Alva	
109	110	111	112	113	114										3	3	

Game 7: Petra Kvitova Serving

															PeKv	Alva	
115	116	117	118	119											3	4	

Game 8: Alison van Uytvanck Serving

															PeKv	Alva	
120	121	122	123	124	125										3	5	

Game 9: Petra Kvitova Serving

															PeKv	Alva	
126	127	128	129	130	131	132	133	134	135						3	6	

3rd Set

Game 1: Alison van Uytvanck Serving

															PeKv	Alva	
136	137	138	139	140											0	1	

Game 2: Petra Kvitova Serving

																PeKv	Alva	
141	142	143	144	145	146	147	148	149	150	151	152				0	2		

Game 3: Alison van Uytvanck Serving

															PeKv	Alva	
153	154	155	156												0	3	



Scorecard

スコアカード / Feuille d'arbitrage

Game 4: Petra Kvitova Serving

													PeKv	Alva
157	158	159	160	161	162	163	164						0	4

Game 5: Alison van Uytvanck Serving

												PeKv	Alva
165	166	167	168	169	170	171	172					0	5

Game 6: Petra Kvitova Serving

															PeKv	Alva
173	174	175	176	177	178	179	180	181	182					0	6	

Incidents Summary:

Code of Conduct Violation: 0

Time Violation: 0

Legend:

W Winner	Double fault	Point to receiver - 2nd serve	Point to server - 2nd serve
Ace - 1st serve	Point to receiver - 1st serve	Point to server - 1st serve	Service Break



Match Statistics

試合統計 / Statistiques du match

	WANG Qiang (ITF)	CHN	3	0
W	MUGURUZA Garbine (7)	ESP	6	6
Match duration: 1h01min			35min	28min

Court 1

Chair Umpire: BLEY Miriam (GER)

WANG Qiang (ITF)				MUGURUZA Garbine (7)				
1 st Set	2 nd Set	3 rd Set	Total		1 st Set	2 nd Set	3 rd Set	Total
1	1		2	Total aces	2	0		2
1	2		3	Double faults	0	0		0
0	0		0	Service winners	0	0		0
11/25	10/16		21/41	1st serve	17/23	11/17		28/40
(44%)	(63%)		(51%)		(74%)	(65%)		(70%)
1	1		2	Aces on 1st serve	2	0		2
7/11	4/10		11/21	Points won on 1st serve	13/17	8/11		21/28
(64%)	(40%)		(52%)		(76%)	(73%)		(75%)
13/14	4/6		17/20	2nd Serve	6/6	6/6		12/12
(93%)	(67%)		(85%)		(100%)	(100%)		(100%)
0	0		0	Aces on 2nd Serve	0	0		0
6/14	0/6		6/20	Points won on 2nd serve	4/6	5/6		9/12
(43%)	(0%)		(30%)		(67%)	(83%)		(75%)
19	8		27	Total points won	29	25		54
6/23	4/17		10/40	Receiving points won	12/25	12/16		24/41
(26%)	(24%)		(25%)		(48%)	(75%)		(59%)
1/1	0/0		1/1	Break point conversions	2/2	3/4		5/6
(100%)	(0%)		(100%)		(100%)	(75%)		(83%)
3	1		4	Forehand winners	2	2		4
1	0		1	Backhand winners	3	5		8
11	10		21	Forced errors	5	2		7
11	8		19	Unforced errors	9	4		13
0/2	0/2		0/4	Net points won	4/6	5/5		9/11
(0%)	(0%)		(0%)		(67%)	(100%)		(82%)

	1 st Set						2 nd Set								
WANG Qiang (ITF)	0	*1	1	*2	2	*3	3	*0	0	*0	0	*0	0		
MUGURUZA Garbine (7)	*1	1	*2	2	*3	4	*4	5	*6	1	*2	3	*4	5	*6

Note:
Total winners is the sum of total aces, service winners, forehand winners and backhand winners.

Legend:
ITF ITF Place **W** Winner * Server



Scorecard

スコアカード / Feuille d'arbitrage

	WANG Qiang (ITF)	CHN	3	0
W	MUGURUZA Garbine (7)	ESP	6	6
Match duration: 1h01min			35min	26min

Court	Court 1	Scoring Rule	Three tie-break sets
Chair Umpire	BLEY Miriam (GER)	Match Code	WS208
Started	11:09	Finished	12:10

1st Set

Game 1: Garbine Muguruza Serving													QiWa	GaMu
													0	1
1	2	3	4											
Game 2: Qiang Wang Serving													QiWa	GaMu
													1	1
5	6	7	8	9	10									
Game 3: Garbine Muguruza Serving													QiWa	GaMu
													1	2
11	12	13	14	15										
Game 4: Qiang Wang Serving													QiWa	GaMu
													2	2
16	17	18	19	20										
Game 5: Garbine Muguruza Serving													QiWa	GaMu
													2	3
21	22	23	24	25										
Game 6: Qiang Wang Serving													QiWa	GaMu
													2	4
26	27	28	29	30	31									
Game 7: Garbine Muguruza Serving													QiWa	GaMu
													3	4
32	33	34	35	36										
Game 8: Qiang Wang Serving													QiWa	GaMu
													3	5
37	38	39	40	41	42	43	44							
Game 9: Garbine Muguruza Serving													QiWa	GaMu
													3	6
45	46	47	48											

2nd Set

Game 1: Qiang Wang Serving													QiWa	GaMu
													0	1
49	50	51	52	53										



Ariake Tennis Park

有明テニスの森
Parc de Tennis d'Ariake

MON 26 JUL 2021

Tennis

テニス / Tennis

Women's Singles

女子シングルス / Simple femmes

Second Round

2回戦 / 2e tour



Scorecard

スコアカード / Feuille d'arbitrage

Game 2: Garbine Muguruza Serving

														QiWa	GaMu	
															0	2
54	55	56	57													

Game 3: Qiang Wang Serving

														QiWa	GaMu	
															0	3
58	59	60	61	62												

Game 4: Garbine Muguruza Serving

														QiWa	GaMu	
															0	4
63	64	65	66	67												

Game 5: Qiang Wang Serving

														QiWa	GaMu	
															0	5
68	69	70	71	72	73											

Game 6: Garbine Muguruza Serving

														QiWa	GaMu	
															0	6
74	75	76	77	78	79	80	81									

Incidents Summary:

Code of Conduct Violation: 0
Time Violation: 0

Legend:							
	ITF Place		Winner		Double fault		Point to receiver - 2nd serve
	Point to server - 2nd serve		Ace - 1st serve		Point to receiver - 1st serve		Point to server - 1st serve
	Service Break						




Match Statistics

試合統計 / Statistiques du match

W	PLISKOVA Karolina (5)	CZE	6	6 (0)	6
	SUAREZ NAVARRO Carla	ESP	3	7	1
Match duration: 2h06min			31min	54min	46min

Court 3

Chair Umpire: VELJOVIC Marijana (SRB)

PLISKOVA Karolina (5)				SUAREZ NAVARRO Carla				
1 st Set	2 nd Set	3 rd Set	Total		1 st Set	2 nd Set	3 rd Set	Total
6	4	4	14	Total aces	5	1	0	6
4	5	1	10	Double faults	1	2	1	4
1	0	0	1	Service winners	2	2	0	4
17/27	22/43	11/24	50/94	1st serve	18/24	22/39	23/34	63/97
(63%)	(51%)	(46%)	(53%)		(75%)	(56%)	(68%)	(65%)
6	4	3	13	Aces on 1st serve	5	1	0	6
16/17	17/22	9/11	42/50	Points won on 1st serve	12/18	15/22	8/23	35/63
(94%)	(77%)	(82%)	(84%)		(67%)	(68%)	(35%)	(56%)
6/10	16/21	12/13	34/44	2nd Serve	5/6	15/17	10/11	30/34
(60%)	(76%)	(92%)	(77%)		(83%)	(88%)	(91%)	(88%)
0	0	1	1	Aces on 2nd Serve	0	0	0	0
5/10	9/21	8/13	22/44	Points won on 2nd serve	3/6	11/17	8/11	22/34
(50%)	(43%)	(62%)	(50%)		(50%)	(65%)	(73%)	(65%)
30	39	35	104	Total points won	21	43	23	87
9/24	13/39	18/34	40/97	Receiving points won	6/27	17/43	7/24	30/94
(38%)	(33%)	(53%)	(41%)		(22%)	(40%)	(29%)	(32%)
1/2	1/3	2/6	4/11	Break point conversions	0/2	1/2	0/1	1/5
(50%)	(33%)	(33%)	(36%)		(0%)	(50%)	(0%)	(20%)
4	6	7	17	Forehand winners	2	9	7	18
3	1	1	5	Backhand winners	1	1	2	4
4	15	9	28	Forced errors	7	18	12	37
7	15	5	27	Unforced errors	9	10	11	30
0/2	1/1	3/4	4/7	Net points won	0/1	3/4	2/2	5/7
(0%)	(100%)	(75%)	(57%)		(0%)	(75%)	(100%)	(71%)

	1 st Set					2 nd Set						3 rd Set																
PLISKOVA Karolina (5)	*1	2*	3	3*	4	4*	5	5*	6	0	*1	1*	1*	2*	3	4*	5	5*	6	6(0)	*1	2*	3	3*	4	5*	6	
SUAREZ NAVARRO Carla	0	*0	0*	1*	2*	2*	3	3			*1	1*	2*	3*	4	4*	5	5*	5*	6	6	7	0	*0	0*	1*	1*	1

Note:
Total winners is the sum of total aces, service winners, forehand winners and backhand winners.

Legend:
W Winner * Server



Scorecard

スコアカード / Feuille d'arbitrage

W	PLISKOVA Karolina (5)	CZE	6	6 (0)	6
	SUAREZ NAVARRO Carla	ESP	3	7	1
Match duration: 2h06min			31min	54min	41min

Court	Court 3	Scoring Rule	Three tie-break sets
Chair Umpire	VELJOVIC Marijana (SRB)	Match Code	WS209
Started	15:46	Finished	17:52

1st Set

Game 1: Karolina Pliskova Serving													KaPI	CaSu
													1	0
1	2	3	4											
Game 2: Carla Suarez Navarro Serving													KaPI	CaSu
													2	0
5	6	7	8	9	10									
Game 3: Karolina Pliskova Serving													KaPI	CaSu
													3	0
11	12	13	14	15	16									
Game 4: Carla Suarez Navarro Serving													KaPI	CaSu
													3	1
17	18	19	20	21	22	23	24	25	26					
Game 5: Karolina Pliskova Serving													KaPI	CaSu
													4	1
27	28	29	30	31										
Game 6: Carla Suarez Navarro Serving													KaPI	CaSu
													4	2
32	33	34	35	36										
Game 7: Karolina Pliskova Serving													KaPI	CaSu
													5	2
37	38	39	40	41	42									
Game 8: Carla Suarez Navarro Serving													KaPI	CaSu
													5	3
43	44	45	46	47										
Game 9: Karolina Pliskova Serving													KaPI	CaSu
													6	3
48	49	50	51											

2nd Set

Game 1: Carla Suarez Navarro Serving													KaPI	CaSu
													0	1
52	53	54	55	56	57	58	59							



Scorecard

スコアカード / Feuille d'arbitrage

														KaPI	CaSu	
Game 2: Karolina Pliskova Serving														1	1	
60	61	62	63	64												
Game 3: Carla Suarez Navarro Serving														1	2	
65	66	67	68													
Game 4: Karolina Pliskova Serving														1	3	
69	70	71	72	73	74	75	76	77	78	79	80					
Game 5: Carla Suarez Navarro Serving														1	4	
81	82	83	84													
Game 6: Karolina Pliskova Serving														2	4	
85	86	87	88	89	90	91	92									
Game 7: Carla Suarez Navarro Serving														2	5	
93	94	95	96	97	98	99	100	101	102							
Game 8: Karolina Pliskova Serving														3	5	
103	104	105	106													
Game 9: Carla Suarez Navarro Serving														4	5	
107	108	109	110													
Game 10: Karolina Pliskova Serving														5	5	
111	112	113	114													
Game 11: Carla Suarez Navarro Serving														5	6	
115	116	117	118	119	120											
Game 12: Karolina Pliskova Serving														6	6	
121	122	123	124	125	126											
TB - Karolina Pliskova														6	7	
	128	129			132	133										
TB - Carla Suarez Navarro														(0)	(7)	
127				130	131											
3rd Set																
Game 1: Karolina Pliskova Serving														1	0	
134	135	136	137													



Scorecard

スコアカード / Feuille d'arbitrage

Game 2: Carla Suarez Navarro Serving



Game 3: Karolina Pliskova Serving



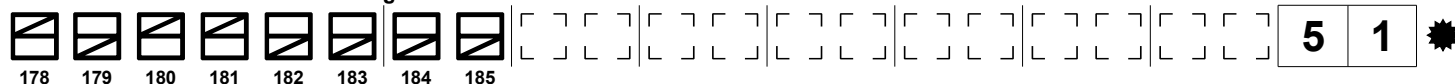
Game 4: Carla Suarez Navarro Serving



Game 5: Karolina Pliskova Serving



Game 6: Carla Suarez Navarro Serving



Game 7: Karolina Pliskova Serving



Incidents Summary:

Code of Conduct Violation: 1

Code Violation (Racquet Abuse) on PLISKOVA, Karolina (CZE) in Set 2, Game 4, Point 12 at 16:36 on 26 July 2021

Time Violation: 0

Legend:

TB	Tie-break	W	Winner	⊞	Ace - 2nd serve	⊞	Double fault
⊞	Point to receiver - 2nd serve	⊞	Point to server - 2nd serve	⊞	Ace - 1st serve	⊞	Point to receiver - 1st serve
⊞	Point to server - 1st serve	*	Service Break				



Match Statistics

試合統計 / Statistiques du match

	VESNINA Elena	ROC	3	1
W	GIORGI Camila	ITA	6	6
Match duration: 1h24min			53min	31min

Court 6

Chair Umpire: ABSOLU Manuel (FRA)

VESNINA Elena				GIORGI Camila				
1 st Set	2 nd Set	3 rd Set	Total		1 st Set	2 nd Set	3 rd Set	Total
2	0		2	Total aces	3	2		5
0	2		2	Double faults	6	0		6
1	0		1	Service winners	0	1		1
20/37	12/22		32/59	1st serve	18/39	16/21		34/60
(54%)	(55%)		(54%)		(46%)	(76%)		(57%)
2	0		2	Aces on 1st serve	3	1		4
12/20	6/12		18/32	Points won on 1st serve	14/18	12/16		26/34
(60%)	(50%)		(56%)		(78%)	(75%)		(76%)
17/17	8/10		25/27	2nd Serve	15/21	5/5		20/26
(100%)	(80%)		(93%)		(71%)	(100%)		(77%)
0	0		0	Aces on 2nd Serve	0	1		1
7/17	2/10		9/27	Points won on 2nd serve	9/21	3/5		12/26
(41%)	(20%)		(33%)		(43%)	(60%)		(46%)
35	14		49	Total points won	41	29		70
16/39	6/21		22/60	Receiving points won	18/37	14/22		32/59
(41%)	(29%)		(37%)		(49%)	(64%)		(54%)
1/4	0/2		1/6	Break point conversions	2/6	3/5		5/11
(25%)	(0%)		(17%)		(33%)	(60%)		(45%)
4	1		5	Forehand winners	8	6		14
1	0		1	Backhand winners	7	3		10
14	6		20	Forced errors	10	5		15
9	11		20	Unforced errors	17	8		25
3/5	0/1		3/6	Net points won	4/6	1/2		5/8
(60%)	(0%)		(50%)		(67%)	(50%)		(63%)

	1 st Set					2 nd Set				
VESNINA Elena	1*2	2*2	2*3	3*3	3	*1	1*1	1*1	1*1	1*1
GIORGI Camila	*0	0*1	2*3	3*4	5*6	0*1	2*3	4*5	6	

Note:
Total winners is the sum of total aces, service winners, forehand winners and backhand winners.

Legend:
W Winner * Server



Scorecard

スコアカード / Feuille d'arbitrage

	VESNINA Elena	ROC	3	1
W	GIORGI Camila	ITA	6	6
Match duration: 1h24min			54min	30min

Court	Court 6	Scoring Rule	Three tie-break sets
Chair Umpire	ABSOLU Manuel (FRA)	Match Code	WS210
Started	11:12	Finished	12:37

1st Set

Game	Serving	Score	EIVe	CaGi
Game 1	Camila Giorgi	1-0	1	0
Game 2	Elena Vesnina	2-0	2	0
Game 3	Camila Giorgi	2-1	2	1
Game 4	Elena Vesnina	2-2	2	2
Game 5	Camila Giorgi	2-3	2	3
Game 6	Elena Vesnina	3-3	3	3
Game 7	Camila Giorgi	3-4	3	4
Game 8	Elena Vesnina	3-5	3	5
Game 9	Camila Giorgi	3-6	3	6

2nd Set

Game	Serving	Score	EIVe	CaGi
Game 1	Elena Vesnina	1-0	1	0



Match Statistics

試合統計 / Statistiques du match

W	SAKKARI Maria (14)	GRE	6	6
	STOJANOVIC Nina	SRB	1	2
Match duration: 1h08min			31min	37min

Court 7

Chair Umpire: JANZEN Timo (GER)

SAKKARI Maria (14)				STOJANOVIC Nina				
1 st Set	2 nd Set	3 rd Set	Total		1 st Set	2 nd Set	3 rd Set	Total
3	2		5	Total aces	0	0		0
1	0		1	Double faults	2	3		5
0	0		0	Service winners	0	0		0
13/20	10/21		23/41	1st serve	15/26	16/29		31/55
(65%)	(48%)		(56%)		(58%)	(55%)		(56%)
3	1		4	Aces on 1st serve	0	0		0
12/13	8/10		20/23	Points won on 1st serve	10/15	11/16		21/31
(92%)	(80%)		(87%)		(67%)	(69%)		(68%)
6/7	11/11		17/18	2nd Serve	9/11	10/13		19/24
(86%)	(100%)		(94%)		(82%)	(77%)		(79%)
0	1		1	Aces on 2nd Serve	0	0		0
4/7	8/11		12/18	Points won on 2nd serve	2/11	3/13		5/24
(57%)	(73%)		(67%)		(18%)	(23%)		(21%)
30	31		61	Total points won	16	19		35
14/26	15/29		29/55	Receiving points won	4/20	5/21		9/41
(54%)	(52%)		(53%)		(20%)	(24%)		(22%)
2/3	2/6		4/9	Break point conversions	0/0	0/0		0/0
(67%)	(33%)		(44%)		(0%)	(0%)		(0%)
3	2		5	Forehand winners	2	2		4
0	2		2	Backhand winners	1	1		2
5	13		18	Forced errors	5	14		19
8	3		11	Unforced errors	19	11		30
1/1	1/2		2/3	Net points won	0/2	1/3		1/5
(100%)	(50%)		(67%)		(0%)	(33%)		(20%)

	1 st Set					2 nd Set							
SAKKARI Maria (14)	*1	1	*2	3	*4	5	*6	1	*2	3	*4	5	*6
STOJANOVIC Nina	0	*1	1	*1	1	*1	1	*0	0	*1	1	*2	2

Note:
Total winners is the sum of total aces, service winners, forehand winners and backhand winners.

Legend:
W Winner * Server



Scorecard

スコアカード / Feuille d'arbitrage

W	SAKKARI Maria (14)	GRE	6	6
	STOJANOVIC Nina	SRB	1	2
Match duration: 1h08min			31min	37min

Court	Court 7	Scoring Rule	Three tie-break sets
Chair Umpire	JANZEN Timo (GER)	Match Code	WS211
Started	11:06	Finished	12:14

1st Set

Game	Serving	MaSa	NiSt
Game 1	Maria Sakkari	1	0
Game 2	Nina Stojanovic	1	1
Game 3	Maria Sakkari	2	1
Game 4	Nina Stojanovic	3	1
Game 5	Maria Sakkari	4	1
Game 6	Nina Stojanovic	5	1
Game 7	Maria Sakkari	6	1

2nd Set

Game	Serving	MaSa	NiSt
Game 1	Nina Stojanovic	1	0
Game 2	Maria Sakkari	2	0
Game 3	Nina Stojanovic	2	1


Scorecard

スコアカード / Feuille d'arbitrage

Game 4: Maria Sakkari Serving

		MaSa		NiSt	
63	64	65	66	67	68
3 1					

Game 5: Nina Stojanovic Serving

		MaSa		NiSt	
69	70	71	72	73	74
75	76	77	78	79	80
81	82				
3 2					

Game 6: Maria Sakkari Serving

		MaSa		NiSt	
83	84	85	86		
4 2					

Game 7: Nina Stojanovic Serving

		MaSa		NiSt	
87	88	89	90		
5 2 ✨					

Game 8: Maria Sakkari Serving

		MaSa		NiSt	
91	92	93	94	95	96
6 2					

Incidents Summary:

 Code of Conduct Violation: 0
 Time Violation: 0

Legend:					
	Winner		Ace - 2nd serve		Double fault
	Point to server - 2nd serve		Ace - 1st serve		Point to receiver - 1st serve
	Service Break				Point to receiver - 2nd serve
					Point to server - 2nd serve



Match Statistics

試合統計 / Statistiques du match

	TOMLJANOVIC Ajla	AUS	6	3	4
W	SVITOLINA Elina (4)	UKR	4	6	6
Match duration: 2h21min			46min	48min	47min

Court 2

Chair Umpire: CINKO Adelka (CRO)

TOMLJANOVIC Ajla				SVITOLINA Elina (4)			
1 st Set	2 nd Set	3 rd Set	Total	1 st Set	2 nd Set	3 rd Set	Total
0	0	2	2	Total aces	0	1	1
1	0	2	3	Double faults	2	2	4
0	1	0	1	Service winners	0	0	0
15/29	16/20	24/37	55/86	1st serve	15/35	20/37	35/72
(52%)	(80%)	(65%)	(64%)		(43%)	(54%)	(52%)
0	0	2	2	Aces on 1st serve	0	0	0
9/15	8/16	12/24	29/55	Points won on 1st serve	7/15	12/20	19/35
(60%)	(50%)	(50%)	(53%)		(47%)	(60%)	(54%)
13/14	4/4	11/13	28/31	2nd Serve	18/20	15/17	33/37
(93%)	(100%)	(85%)	(90%)		(90%)	(88%)	(90%)
0	0	0	0	Aces on 2nd Serve	0	1	1
8/14	2/4	6/13	16/31	Points won on 2nd serve	10/20	11/17	21/37
(57%)	(50%)	(46%)	(52%)		(50%)	(65%)	(56%)
35	24	33	92	Total points won	29	33	62
18/35	14/37	15/32	47/104	Receiving points won	12/29	10/20	22/49
(51%)	(38%)	(47%)	(45%)		(41%)	(50%)	(48%)
3/8	1/3	2/3	6/14	Break point conversions	2/5	2/4	4/9
(38%)	(33%)	(67%)	(43%)		(40%)	(50%)	(37%)
6	3	6	15	Forehand winners	2	5	7
6	3	4	13	Backhand winners	3	4	7
10	9	2	21	Forced errors	7	3	10
14	12	17	43	Unforced errors	16	15	31
3/4	0/2	3/4	6/10	Net points won	1/1	0/1	1/2
(75%)	(0%)	(75%)	(60%)		(100%)	(0%)	(43%)

	1 st Set					2 nd Set					3 rd Set					
TOMLJANOVIC Ajla	0*0	1*2	3*4	4*4	5*6	0*1	2*3	3*3	3*3	3	*0	0*0	*1*2	2*3	4*4	4
SVITOLINA Elina (4)	*1	2*2	2*2	2*3	4*4	*1	1*1	1*2	3*4	5*6	1*2	3	3	3*4	4*4	5*6

Note:

Total winners is the sum of total aces, service winners, forehand winners and backhand winners.

Legend:

W Winner * Server



Scorecard

スコアカード / Feuille d'arbitrage

	TOMLJANOVIC Ajla	AUS	6	3	4
W	SVITOLINA Elina (4)	UKR	4	6	6
Match duration: 2h21min			46min	39min	56min

Court	Court 2	Scoring Rule	Three tie-break sets
Chair Umpire	CINKO Adelka (CRO)	Match Code	WS212
Started	14:49	Finished	17:10

1st Set

Game	Serving	AjTo	EISv
Game 1	Elina Svitolina	0	1
Game 2	Ajla Tomljanovic	0	2
Game 3	Elina Svitolina	1	2
Game 4	Ajla Tomljanovic	2	2
Game 5	Elina Svitolina	3	2
Game 6	Ajla Tomljanovic	4	2
Game 7	Elina Svitolina	4	3
Game 8	Ajla Tomljanovic	4	4
Game 9	Elina Svitolina	5	4
Game 10	Ajla Tomljanovic	6	4

2nd Set



Scorecard

スコアカード / Feuille d'arbitrage

Game 1: Elina Svitolina Serving														AjTo	EISv
														0	1
65	66	67	68	69	70										
Game 2: Ajla Tomljanovic Serving														AjTo	EISv
														1	1
71	72	73	74	75											
Game 3: Elina Svitolina Serving														AjTo	EISv
														2	1
76	77	78	79	80	81	82	83								
Game 4: Ajla Tomljanovic Serving														AjTo	EISv
														3	1
84	85	86	87	88											
Game 5: Elina Svitolina Serving														AjTo	EISv
														3	2
89	90	91	92	93											
Game 6: Ajla Tomljanovic Serving														AjTo	EISv
														3	3
94	95	96	97												
Game 7: Elina Svitolina Serving														AjTo	EISv
														3	4
98	99	100	101												
Game 8: Ajla Tomljanovic Serving														AjTo	EISv
														3	5
102	103	104	105	106	107										
Game 9: Elina Svitolina Serving														AjTo	EISv
														3	6
108	109	110	111	112	113	114	115	116	117	118	119	120	121		
3rd Set														AjTo	EISv
Game 1: Ajla Tomljanovic Serving														AjTo	EISv
														0	1
122	123	124	125	126	127										
Game 2: Elina Svitolina Serving														AjTo	EISv
														0	2
128	129	130	131	132	133										
Game 3: Ajla Tomljanovic Serving														AjTo	EISv
														0	3
134	135	136	137	138	139										
Game 4: Elina Svitolina Serving														AjTo	EISv
														1	3
140	141	142	143	144											
Game 5: Ajla Tomljanovic Serving														AjTo	EISv
														2	3
145	146	147	148	149	150	151	152								



Ariake Tennis Park

有明テニスの森

Parc de Tennis d'Ariake

MON 26 JUL 2021

Tennis

テニス / Tennis

Women's Singles

女子シングルス / Simple femmes

Second Round

2回戦 / 2e tour



Scorecard

スコアカード / Feuille d'arbitrage

Game 6: Elina Svitolina Serving

																					AjTo	EISv
153	154	155	156	157	158	159	160	161	162												2	4

Game 7: Ajla Tomljanovic Serving

																					AjTo	EISv
163	164	165	166	167	168	169	170	171	172												3	4

Game 8: Elina Svitolina Serving

																					AjTo	EISv
173	174	175	176	177	178																4	4

Game 9: Ajla Tomljanovic Serving

																					AjTo	EISv
179	180	181	182	183	184																4	5

Game 10: Elina Svitolina Serving

																					AjTo	EISv
185	186	187	188	189	190																4	6

Incidents Summary:

Code of Conduct Violation: 0
Time Violation: 0

W	Winner		Double fault		Point to receiver - 2nd serve		Point to server - 2nd serve
	Ace - 1st serve		Point to receiver - 1st serve		Point to server - 1st serve		Service Break





Match Statistics

試合統計 / Statistiques du match

	SWIATEK Iga (6)	POL	3	6 (4)
W	BADOSA Paula	ESP	6	7
Match duration: 1h48min			44min	64min

Court 4

Chair Umpire: HUGHES Alison (GBR)

SWIATEK Iga (6)				BADOSA Paula				
1 st Set	2 nd Set	3 rd Set	Total		1 st Set	2 nd Set	3 rd Set	Total
0	0		0	Total aces	2	5		7
3	3		6	Double faults	1	1		2
0	0		0	Service winners	0	1		1
12/27	36/53		48/80	1st serve	24/28	32/47		56/75
(44%)	(68%)		(60%)		(86%)	(68%)		(75%)
0	0		0	Aces on 1st serve	2	5		7
5/12	22/36		27/48	Points won on 1st serve	15/24	24/32		39/56
(42%)	(61%)		(56%)		(63%)	(75%)		(70%)
12/15	14/17		26/32	2nd Serve	3/4	14/15		17/19
(80%)	(82%)		(81%)		(75%)	(93%)		(89%)
0	0		0	Aces on 2nd Serve	0	0		0
7/15	9/17		16/32	Points won on 2nd serve	2/4	6/15		8/19
(47%)	(53%)		(50%)		(50%)	(40%)		(42%)
23	48		71	Total points won	32	52		84
11/28	17/47		28/75	Receiving points won	15/27	22/53		37/80
(39%)	(36%)		(37%)		(56%)	(42%)		(46%)
1/4	1/4		2/8	Break point conversions	3/3	1/5		4/8
(25%)	(25%)		(25%)		(100%)	(20%)		(50%)
6	14		20	Forehand winners	6	8		14
3	9		12	Backhand winners	3	1		4
10	13		23	Forced errors	8	6		14
11	21		32	Unforced errors	6	16		22
0/1	3/6		3/7	Net points won	1/2	6/6		7/8
(0%)	(50%)		(43%)		(50%)	(100%)		(88%)

	1 st Set						2 nd Set						
SWIATEK Iga (6)	*1	1*2	3*3	3*3	3*3	3*3	0*1	2*2	2*3	3*4	4*5	5*6	6(4)
BADOSA Paula	0*1	1*1	2*3	4*5	6	*1	1*1	2*3	3*4	4*5	5*6	6	7

Note:
Total winners is the sum of total aces, service winners, forehand winners and backhand winners.

Legend:
W Winner * Server



Scorecard

スコアカード / Feuille d'arbitrage

	SWIATEK Iga (6)	POL	3	6 (4)
W	BADOSA Paula	ESP	6	7
Match duration: 1h48min			38min	70min

Court	Court 4	Scoring Rule	Three tie-break sets
Chair Umpire	HUGHES Alison (GBR)	Match Code	WS213
Started	15:46	Finished	17:35

1st Set

Game 1: Iga Swiatek Serving													IgSw	PaBa	
													1	0	
1	2	3	4												
Game 2: Paula Badosa Serving													IgSw	PaBa	
													1	1	
5	6	7	8												
Game 3: Iga Swiatek Serving													IgSw	PaBa	
													2	1	
9	10	11	12	13	14										
Game 4: Paula Badosa Serving													IgSw	PaBa	
													3	1	
15	16	17	18	19											
Game 5: Iga Swiatek Serving													IgSw	PaBa	
													3	2	
20	21	22	23	24											
Game 6: Paula Badosa Serving													IgSw	PaBa	
													3	3	
25	26	27	28	29	30	31	32	33	34	35	36	37	38		
Game 7: Iga Swiatek Serving													IgSw	PaBa	
													3	4	
39	40	41	42	43	44	45	46								
Game 8: Paula Badosa Serving													IgSw	PaBa	
													3	5	
47	48	49	50	51											
Game 9: Iga Swiatek Serving													IgSw	PaBa	
													3	6	
52	53	54	55	56	57	58	59								

2nd Set

Game 1: Paula Badosa Serving													IgSw	PaBa
													1	0
60	61	62	63	64	65									



Scorecard

スコアカード / Feuille d'arbitrage

	IgSw	PaBa
Game 2: Iga Swiatek Serving	2	0
66 67 68 69 70 71 72 73 74 75		
Game 3: Paula Badosa Serving	2	1
76 77 78 79		
Game 4: Iga Swiatek Serving	2	2
80 81 82 83 84 85 86 87 88 89 90 91		
Game 5: Paula Badosa Serving	2	3
92 93 94 95		
Game 6: Iga Swiatek Serving	3	3
96 97 98 99 100		
Game 7: Paula Badosa Serving	3	4
101 102 103 104 105 106 107 108 109 110 111 112		
Game 8: Iga Swiatek Serving	4	4
113 114 115 116 117 118 119 120 121 122 123 124 125 126		
Game 9: Paula Badosa Serving	4	5
127 128 129 130 131 132		
Game 10: Iga Swiatek Serving	5	5
133 134 135 136		
Game 11: Paula Badosa Serving	5	6
137 138 139 140 141 142		
Game 12: Iga Swiatek Serving	6	6
143 144 145 146 147 148		
TB - Iga Swiatek	6	7
150 151 154 155 158 159		
TB - Paula Badosa	(4)	(7)
149 152 153 156 157		

Incidents Summary:

Code of Conduct Violation: 0
Time Violation: 0



Ariake Tennis Park

有明テニスの森
Parc de Tennis d'Ariake

MON 26 JUL 2021

Tennis

テニス / Tennis

Women's Singles

女子シングルス / Simple femmes

Second Round

2回戦 / 2e tour



Scorecard

スコアカード / Feuille d'arbitrage

Legend:							
TB	Tie-break	W	Winner		Double fault		Point to receiver - 2nd serve
	Point to server - 2nd serve		Ace - 1st serve		Point to receiver - 1st serve		Point to server - 1st serve
	Service Break						




Match Statistics

試合統計 / Statistiques du match

W	PODOROSKA Nadia (ITF)	ARG	6	6
	ALEKSANDROVA Ekaterina	ROC	1	3
Match duration: 1h27min			40min	47min

Court 5

Chair Umpire: THOMSON Kelly (GBR)

PODOROSKA Nadia (ITF)				ALEKSANDROVA Ekaterina				
1 st Set	2 nd Set	3 rd Set	Total		1 st Set	2 nd Set	3 rd Set	Total
1	2		3	Total aces	0	0		0
2	3		5	Double faults	4	1		5
0	0		0	Service winners	0	0		0
13/24	21/32		34/56	1st serve	22/40	18/28		40/68
(54%)	(66%)		(61%)		(55%)	(64%)		(59%)
1	2		3	Aces on 1st serve	0	0		0
7/13	16/21		23/34	Points won on 1st serve	9/22	13/18		22/40
(54%)	(76%)		(68%)		(41%)	(72%)		(55%)
9/11	8/11		17/22	2nd Serve	14/18	9/10		23/28
(82%)	(73%)		(77%)		(78%)	(90%)		(82%)
0	0		0	Aces on 2nd Serve	0	0		0
6/11	6/11		12/22	Points won on 2nd serve	7/18	5/10		12/28
(55%)	(55%)		(55%)		(39%)	(50%)		(43%)
37	32		69	Total points won	27	28		55
24/40	10/28		34/68	Receiving points won	11/24	10/32		21/56
(60%)	(36%)		(50%)		(46%)	(31%)		(38%)
4/7	1/4		5/11	Break point conversions	1/1	0/2		1/3
(57%)	(25%)		(45%)		(100%)	(0%)		(33%)
3	3		6	Forehand winners	4	5		9
1	1		2	Backhand winners	4	3		7
7	12		19	Forced errors	18	19		37
12	8		20	Unforced errors	14	7		21
2/3	0/0		2/3	Net points won	3/6	4/4		7/10
(67%)	(0%)		(67%)		(50%)	(100%)		(70%)

	1 st Set					2 nd Set										
PODOROSKA Nadia (ITF)	1*	1*	2*	3*	4*	5*	6*	0*	1*	1*	1*	2*	3*	4*	5*	6*
ALEKSANDROVA Ekaterina	*0	*1	*1	*1	*1	*1		*0	*1	*1	*1	*2	*2	*3	*3	

Note:

Total winners is the sum of total aces, service winners, forehand winners and backhand winners.

Legend:

 ITF ITF Place **W** Winner * Server



Scorecard

スコアカード / Feuille d'arbitrage

W	PODOROSKA Nadia (ITF)	ARG	6	6
	ALEKSANDROVA Ekaterina	ROC	1	3
Match duration: 1h27min			41min	46min

Court	Court 5	Scoring Rule	Three tie-break sets
Chair Umpire	THOMSON Kelly (GBR)	Match Code	WS214
Started	12:36	Finished	14:03

1st Set

Game 1: Ekaterina Aleksandrova Serving													NaPo	EkAl	☀				
1	2	3	4	5	6								1	0					
Game 2: Nadia Podoroska Serving													NaPo	EkAl	☀				
7	8	9	10	11	12	13	14	15	16	17	18						1	1	
Game 3: Ekaterina Aleksandrova Serving													NaPo	EkAl	☀				
19	20	21	22	23	24	25	26										2	1	
Game 4: Nadia Podoroska Serving													NaPo	EkAl					
27	28	29	30	31	32												3	1	
Game 5: Ekaterina Aleksandrova Serving													NaPo	EkAl	☀				
33	34	35	36	37	38	39	40										4	1	
Game 6: Nadia Podoroska Serving													NaPo	EkAl					
41	42	43	44	45	46												5	1	
Game 7: Ekaterina Aleksandrova Serving													NaPo	EkAl	☀				
47	48	49	50	51	52	53	54	55	56	57	58	59	60	61		62	63	64	6

2nd Set

Game 1: Nadia Podoroska Serving													NaPo	EkAl			
65	66	67	68	69	70												1
Game 2: Ekaterina Aleksandrova Serving													NaPo	EkAl			
71	72	73	74														1
Game 3: Nadia Podoroska Serving													NaPo	EkAl			
75	76	77	78														2



Scorecard

スコアカード / Feuille d'arbitrage

Game 4: Ekaterina Aleksandrova Serving

																		NaPo	EkAl	
79	80	81	82	83	84	85	86	87	88	89	90	91	92					3	1	

Game 5: Nadia Podoroska Serving

																		NaPo	EkAl	
93	94	95	96	97	98	99	100											4	1	

Game 6: Ekaterina Aleksandrova Serving

																		NaPo	EkAl	
101	102	103	104	105	106													4	2	

Game 7: Nadia Podoroska Serving

																		NaPo	EkAl	
107	108	109	110	111	112	113	114											5	2	

Game 8: Ekaterina Aleksandrova Serving

																		NaPo	EkAl	
115	116	117	118															5	3	

Game 9: Nadia Podoroska Serving

																		NaPo	EkAl	
119	120	121	122	123	124													6	3	

Incidents Summary:

Code of Conduct Violation: 1

Code Violation (Ball Abuse) on ALEKSANDROVA, Ekaterina (ROC) in Set 1, Game 5, Point 8 at 13:02 on 26 July 2021

Time Violation: 0

Legend:					
	ITF Place		Winner		Double fault
	Point to server - 2nd serve		Ace - 1st serve		Point to receiver - 1st serve
	Service Break				Point to receiver - 2nd serve
					Point to server - 1st serve


Match Statistics

試合統計 / Statistiques du match

W	VONDROUSOVA Marketa	CZE	6	6
	BUZARNESCU Mihaela (ITF)	ROU	1	2
Match duration: 1h07min			31min	36min

Court 6

Chair Umpire: SWEENEY Thomas (AUS)

VONDROUSOVA Marketa				BUZARNESCU Mihaela (ITF)			
1 st Set	2 nd Set	3 rd Set	Total	1 st Set	2 nd Set	3 rd Set	Total
1	1		2	Total aces	1	0	1
1	4		5	Double faults	1	1	2
1	0		1	Service winners	0	1	1
12/20	13/20		25/40	1st serve	20/29	24/34	44/63
(60%)	(65%)		(63%)		(69%)	(71%)	(70%)
1	1		2	Aces on 1st serve	1	0	1
7/12	13/13		20/25	Points won on 1st serve	8/20	14/24	22/44
(58%)	(100%)		(80%)		(40%)	(58%)	(50%)
7/8	3/7		10/15	2nd Serve	8/9	9/10	17/19
(88%)	(43%)		(67%)		(89%)	(90%)	(89%)
0	0		0	Aces on 2nd Serve	0	0	0
6/8	3/7		9/15	Points won on 2nd serve	3/9	3/10	6/19
(75%)	(43%)		(60%)		(33%)	(30%)	(32%)
31	33		64	Total points won	18	21	39
18/29	17/34		35/63	Receiving points won	7/20	4/20	11/40
(62%)	(50%)		(56%)		(35%)	(20%)	(28%)
3/5	2/9		5/14	Break point conversions	0/1	0/0	0/1
(60%)	(22%)		(36%)		(0%)	(0%)	(0%)
3	3		6	Forehand winners	5	3	8
2	2		4	Backhand winners	1	0	1
4	8		12	Forced errors	6	14	20
7	9		16	Unforced errors	18	13	31
2/2	1/1		3/3	Net points won	4/7	2/4	6/11
(100%)	(100%)		(100%)		(57%)	(50%)	(55%)

	1 st Set					2 nd Set							
VONDROUSOVA Marketa	1*	2	3*	4	5*	6	*1	1*	2	3*	4*	5	6
BUZARNESCU Mihaela (ITF)	*0	0*	0*	0*	1*	1*	0*	*1	1*	2*	2*	2*	2*

Note:

Total winners is the sum of total aces, service winners, forehand winners and backhand winners.

Legend:

 ITF ITF Place **W** Winner * Server



Scorecard

スコアカード / Feuille d'arbitrage

W	VONDROUSOVA Marketa	CZE	6	6
	BUZARNESCU Mihaela (ITF)	ROU	1	2
Match duration: 1h07min			31min	36min

Court	Court 6	Scoring Rule	Three tie-break sets
Chair Umpire	SWEENEY Thomas (AUS)	Match Code	WS215
Started	12:56	Finished	14:04

1st Set

Game 1: Mihaela Buzarnescu Serving													MaVo	MiBu	☀
1	2	3	4	5									1	0	
Game 2: Marketa Vondrousova Serving													MaVo	MiBu	
6	7	8	9	10	11								2	0	
Game 3: Mihaela Buzarnescu Serving													MaVo	MiBu	☀
12	13	14	15										3	0	
Game 4: Marketa Vondrousova Serving													MaVo	MiBu	
16	17	18	19	20	21	22	23						4	0	
Game 5: Mihaela Buzarnescu Serving													MaVo	MiBu	
24	25	26	27	28	29	30	31						4	1	
Game 6: Marketa Vondrousova Serving													MaVo	MiBu	
32	33	34	35	36	37								5	1	
Game 7: Mihaela Buzarnescu Serving													MaVo	MiBu	☀
38	39	40	41	42	43	44	45	46	47	48	49		6	1	

2nd Set

Game 1: Marketa Vondrousova Serving													MaVo	MiBu	
50	51	52	53	54									1	0	
Game 2: Mihaela Buzarnescu Serving													MaVo	MiBu	
55	56	57	58	59	60	61	62						1	1	
Game 3: Marketa Vondrousova Serving													MaVo	MiBu	
63	64	65	66	67	68								2	1	



Scorecard

スコアカード / Feuille d'arbitrage

Game 4: Mihaela Buzarnescu Serving

														MaVo	MiBu	
															2	2
69	70	71	72	73	74	75	76									

Game 5: Marketa Vondrousova Serving

														MaVo	MiBu	
															3	2
77	78	79	80	81												

Game 6: Mihaela Buzarnescu Serving

														MaVo	MiBu	
															4	2
82	83	84	85	86	87											

Game 7: Marketa Vondrousova Serving

														MaVo	MiBu	
															5	2
88	89	90	91													

Game 8: Mihaela Buzarnescu Serving

														MaVo	MiBu	
															6	2
92	93	94	95	96	97	98	99	100	101	102	103					

Incidents Summary:

Code of Conduct Violation: 0
Time Violation: 0

Legend:							
	ITF Place		Winner		Double fault		Point to receiver - 2nd serve
	Point to server - 2nd serve		Ace - 1st serve		Point to receiver - 1st serve		Point to server - 1st serve
	Service Break						



Match Statistics

試合統計 / Statistiques du match

	GOLUBIC Viktorija	SUI	3	2
W	OSAKA Naomi (2)	JPN	6	6
Match duration: 1h05min			33min	32min

Centre Court

Chair Umpire: VELJOVIC Marijana (SRB)

GOLUBIC Viktorija				OSAKA Naomi (2)				
1 st Set	2 nd Set	3 rd Set	Total		1 st Set	2 nd Set	3 rd Set	Total
1	0		1	Total aces	1	2		3
1	2		3	Double faults	0	0		0
0	0		0	Service winners	1	1		2
23/27	17/25		40/52	1st serve	13/26	9/19		22/45
(85%)	(68%)		(77%)		(50%)	(47%)		(49%)
1	0		1	Aces on 1st serve	1	2		3
14/23	9/17		23/40	Points won on 1st serve	11/13	8/9		19/22
(61%)	(53%)		(57%)		(85%)	(89%)		(86%)
3/4	6/8		9/12	2nd Serve	13/13	10/10		23/23
(75%)	(75%)		(75%)		(100%)	(100%)		(100%)
0	0		0	Aces on 2nd Serve	0	0		0
2/4	3/8		5/12	Points won on 2nd serve	10/13	8/10		18/23
(50%)	(38%)		(42%)		(77%)	(80%)		(78%)
21	15		36	Total points won	32	29		61
5/26	3/19		8/45	Receiving points won	11/27	13/25		24/52
(19%)	(16%)		(18%)		(41%)	(52%)		(46%)
0/1	0/0		0/1	Break point conversions	1/3	2/2		3/5
(0%)	(0%)		(0%)		(33%)	(100%)		(60%)
2	3		5	Forehand winners	7	7		14
5	3		8	Backhand winners	8	2		10
8	3		11	Forced errors	7	4		11
7	14		21	Unforced errors	6	5		11
2/2	3/4		5/6	Net points won	2/6	2/3		4/9
(100%)	(75%)		(83%)		(33%)	(67%)		(44%)

	1 st Set						2 nd Set										
GOLUBIC Viktorija	0	*1	1	*2	2	*3	3	*3	3	*0	0	*0	0	*1	1	*2	2
OSAKA Naomi (2)	*1	1	*2	2	*3	3	*4	5	*6	1	*2	3	*4	4	*5	5	*6

Note:
Total winners is the sum of total aces, service winners, forehand winners and backhand winners.

Legend:
W Winner * Server




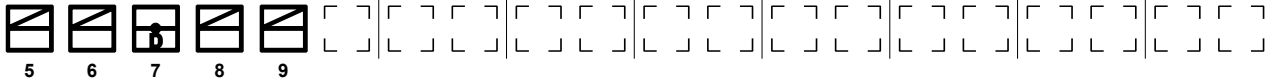

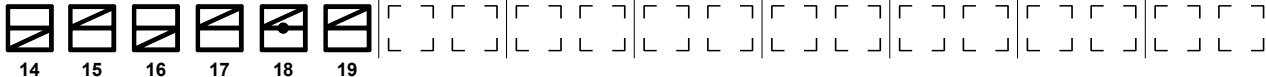

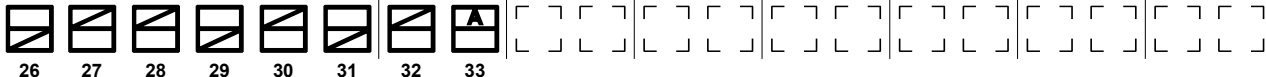

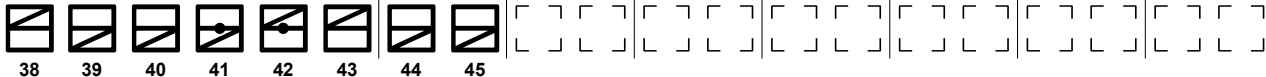

Scorecard

スコアカード / Feuille d'arbitrage


	GOLUBIC Viktorija	SUI	3	2
W	OSAKA Naomi (2)	JPN	6	6
Match duration: 1h05min			33min	32min

Court	Centre Court	Scoring Rule	Three tie-break sets
Chair Umpire	VELJOVIC Marijana (SRB)	Match Code	WS216
Started	11:08	Finished	12:14

1st Set

Game	Serving	ViGo	NaOs
Game 1: Naomi Osaka Serving		0	1
Game 2: Viktorija Golubic Serving		1	1
Game 3: Naomi Osaka Serving		1	2
Game 4: Viktorija Golubic Serving		2	2
Game 5: Naomi Osaka Serving		2	3
Game 6: Viktorija Golubic Serving		3	3
Game 7: Naomi Osaka Serving		3	4
Game 8: Viktorija Golubic Serving		3	5
Game 9: Naomi Osaka Serving		3	6

2nd Set

Game	Serving	ViGo	NaOs
Game 1: Viktorija Golubic Serving		0	1



Scorecard

スコアカード / Feuille d'arbitrage

Game 2: Naomi Osaka Serving														ViGo	NaOs	
															0	2
62	63	64	65	66												
Game 3: Viktorija Golubic Serving														ViGo	NaOs	
															0	3
67	68	69	70	71												
Game 4: Naomi Osaka Serving														ViGo	NaOs	
															0	4
72	73	74	75	76	77											
Game 5: Viktorija Golubic Serving														ViGo	NaOs	
															1	4
78	79	80	81	82	83											
Game 6: Naomi Osaka Serving														ViGo	NaOs	
															1	5
84	85	86	87													
Game 7: Viktorija Golubic Serving														ViGo	NaOs	
															2	5
88	89	90	91	92	93											
Game 8: Naomi Osaka Serving														ViGo	NaOs	
															2	6
94	95	96	97													

Incidents Summary:

Code of Conduct Violation: 0
Time Violation: 0

Legend:					
Winner	Double fault	Point to receiver - 2nd serve	Point to server - 2nd serve	Ace - 1st serve	Service Break
Point to receiver - 1st serve	Point to server - 1st serve	Service Break			


Match Statistics

試合統計 / Statistiques du match

	SORRIBES TORMO Sara	ESP	1	3
W	PAVLYUCHENKOVA Anastasia (13)	ROC	6	6
Match duration: 1h32min			35min	57min

Court 5

Chair Umpire: CINKO Adelka (CRO)

SORRIBES TORMO Sara				PAVLYUCHENKOVA Anastasia (13)			
1 st Set	2 nd Set	3 rd Set	Total	1 st Set	2 nd Set	3 rd Set	Total
0	0		0	Total aces	0	0	0
0	2		2	Double faults	0	3	3
0	0		0	Service winners	0	0	0
26/30	34/45		60/75	1st serve	12/15	18/27	30/42
(87%)	(76%)		(80%)	Aces on 1st serve	(80%)	(67%)	(71%)
0	0		0	Points won on 1st serve	0	0	0
10/26	20/34		30/60	2nd Serve	10/12	15/18	25/30
(38%)	(59%)		(50%)	Aces on 2nd Serve	(83%)	(83%)	(83%)
4/4	9/11		13/15	Points won on 2nd serve	3/3	6/9	9/12
(100%)	(82%)		(87%)	Total points won	(100%)	(67%)	(75%)
0	0		0	Receiving points won	0	0	0
4/4	3/11		7/15	Break point conversions	2/3	2/9	4/12
(100%)	(27%)		(47%)		(67%)	(22%)	(33%)
17	33		50		28	39	67
3/15	10/27		13/42	Forehand winners	16/30	22/45	38/75
(20%)	(37%)		(31%)	Backhand winners	(53%)	(49%)	(51%)
0/0	1/2		1/2	Forced errors	3/6	2/11	5/17
(0%)	(50%)		(50%)	Unforced errors	(50%)	(18%)	(29%)
1	3		4	Net points won	7	10	17
0	2		2		8	3	11
7	20		27		3	16	19
6	6		12		13	12	25
0/3	4/8		4/11		12/13	7/13	19/26
(0%)	(50%)		(36%)		(92%)	(54%)	(73%)

	1 st Set				2 nd Set				
SORRIBES TORMO Sara	*0	0*0	0*1	1*1	0*0	0*0	1*2	2*3	3
PAVLYUCHENKOVA Anastasia	1*2	3*4	4*5	6	*1	2*3	4*4	4*5	5*6

Note:
Total winners is the sum of total aces, service winners, forehand winners and backhand winners.

Legend:
W Winner * Server



Scorecard

スコアカード / Feuille d'arbitrage

	SORRIBES TORMO Sara	ESP	1	3
W	PAVLYUCHENKOVA Anastasia (13)	ROC	6	6
Match duration: 1h32min			35min	57min

Court	Court 5	Scoring Rule	Three tie-break sets
Chair Umpire	CINKO Adelka (CRO)	Match Code	WS301
Started	12:09	Finished	15:28

1st Set

Game 1: Sara Sorribes Tormo Serving													SaSo	AnPa	☀
1	2	3	4	5	6								0	1	
Game 2: Anastasia Pavlyuchenkova Serving													SaSo	AnPa	
7	8	9	10	11	12								0	2	
Game 3: Sara Sorribes Tormo Serving													SaSo	AnPa	☀
13	14	15	16	17	18	19	20	21	22				0	3	
Game 4: Anastasia Pavlyuchenkova Serving													SaSo	AnPa	
23	24	25	26										0	4	
Game 5: Sara Sorribes Tormo Serving													SaSo	AnPa	
27	28	29	30										1	4	
Game 6: Anastasia Pavlyuchenkova Serving													SaSo	AnPa	
31	32	33	34	35									1	5	
Game 7: Sara Sorribes Tormo Serving													SaSo	AnPa	☀
36	37	38	39	40	41	42	43	44	45				1	6	

2nd Set

Game 1: Anastasia Pavlyuchenkova Serving													SaSo	AnPa	
46	47	48	49	50	51								0	1	
Game 2: Sara Sorribes Tormo Serving													SaSo	AnPa	☀
52	53	54	55	56	57	58	59						0	2	
Game 3: Anastasia Pavlyuchenkova Serving													SaSo	AnPa	
60	61	62	63										0	3	



Scorecard

スコアカード / Feuille d'arbitrage

Game 4: Sara Sorribes Tormo Serving

																		SaSo	AnPa		
64	65	66	67	68	69	70	71	72	73	74	75	76	77	78	79	80	81	82	83		

																				0	4	
84	85	86	87																			

Game 5: Anastasia Pavlyuchenkova Serving

																		SaSo	AnPa			
																				1	4	
88	89	90	91																			

Game 6: Sara Sorribes Tormo Serving

																		SaSo	AnPa		
																				2	4
92	93	94	95	96																	

Game 7: Anastasia Pavlyuchenkova Serving

																		SaSo	AnPa		
																				2	5
97	98	99	100	101	102	103	104														

Game 8: Sara Sorribes Tormo Serving

																		SaSo	AnPa		
																				3	5
105	106	107	108	109	110	111	112														

Game 9: Anastasia Pavlyuchenkova Serving

																		SaSo	AnPa		
																				3	6
113	114	115	116	117																	

Incidents Summary:

Code of Conduct Violation: 0
Time Violation: 0

Legend:					
	Winner		Double fault		Point to receiver - 2nd serve
	Point to receiver - 1st serve		Point to server - 1st serve		Service Break
	Point to server - 2nd serve				


Match Statistics

試合統計 / Statistiques du match

W	BENCIC Belinda (9)	SUI	1	6	6
	KREJCIKOVA Barbora (8)	CZE	6	2	3
Match duration: 1h53min			28min	38min	47min

Court 2

Chair Umpire: CAMPISTOL Jaume (ESP)

BENCIC Belinda (9)				KREJCIKOVA Barbora (8)				
1 st Set	2 nd Set	3 rd Set	Total		1 st Set	2 nd Set	3 rd Set	Total
0	0	1	1	Total aces	5	3	3	11
2	1	4	7	Double faults	1	2	2	5
0	0	0	0	Service winners	0	0	1	1
14/23	13/24	17/28	44/75	1st serve	13/20	19/30	13/25	45/75
(61%)	(54%)	(61%)	(59%)	Aces on 1st serve	(65%)	(63%)	(52%)	(60%)
0	0	1	1	Points won on 1st serve	4	3	3	10
9/14	9/13	13/17	31/44	2nd Serve	11/13	7/19	8/13	26/45
(64%)	(69%)	(76%)	(70%)	Aces on 2nd Serve	(85%)	(37%)	(62%)	(58%)
7/9	10/11	7/11	24/31	Points won on 2nd serve	6/7	9/11	10/12	25/30
(78%)	(91%)	(64%)	(77%)	Total points won	(86%)	(82%)	(83%)	(83%)
0	0	0	0	Receiving points won	1	0	0	1
2/9	6/11	5/11	13/31	Break point conversions	5/7	5/11	5/12	15/30
(22%)	(55%)	(45%)	(42%)		(71%)	(45%)	(42%)	(50%)
15	33	30	78		28	21	23	72
4/20	18/30	12/25	34/75	Forehand winners	12/23	9/24	10/28	31/75
(20%)	(60%)	(48%)	(45%)	Backhand winners	(52%)	(38%)	(36%)	(41%)
0/0	3/6	2/3	5/9	Forced errors	2/3	1/2	1/1	4/6
(0%)	(50%)	(67%)	(56%)	Unforced errors	(67%)	(50%)	(100%)	(67%)
3	6	4	13	Net points won	3	3	4	10
0	4	4	8		2	1	0	3
2	2	3	7		5	9	8	22
13	12	11	36		5	14	13	32
1/1	5/5	3/4	9/10		0/0	1/3	0/2	1/5
(100%)	(100%)	(75%)	(90%)		(0%)	(33%)	(0%)	(20%)

	1 st Set					2 nd Set					3 rd Set													
BENCIC Belinda (9)	0	*1	1	*1	1	*1	1	*2	3	*4	4	*5	6	*1	1	*2	2	*3	4	*4	5	*6		
KREJCIKOVA Barbora (8)	*1	1	*2	3	*4	5	*6	1	*1	1	*1	1	*2	2	*2	0	*1	1	*2	2	*2	3	*3	3

Note:
Total winners is the sum of total aces, service winners, forehand winners and backhand winners.

Legend:
W Winner * Server



Scorecard

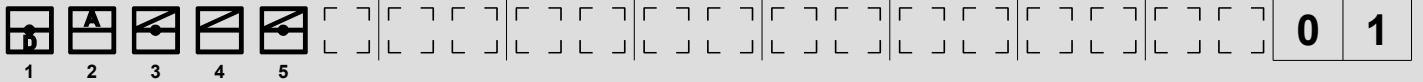
スコアカード / Feuille d'arbitrage

W	BENCIC Belinda (9)	SUI	1	6	6
	KREJCIKOVA Barbora (8)	CZE	6	2	3
Match duration: 1h53min			28min	38min	47min

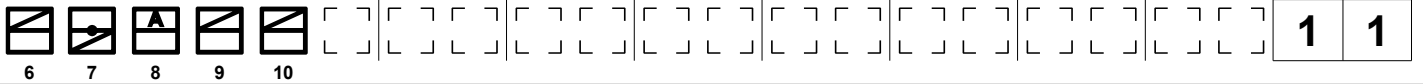
Court	Court 2	Scoring Rule	Three tie-break sets
Chair Umpire	CAMPISTOL Jaume (ESP)	Match Code	WS302
Started	12:11	Finished	15:50

1st Set


Game 1: Barbora Krejckikova Serving



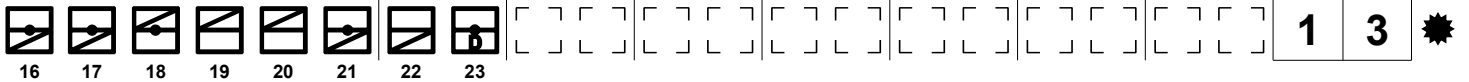
Game 2: Belinda Bencic Serving




Game 3: Barbora Krejckikova Serving



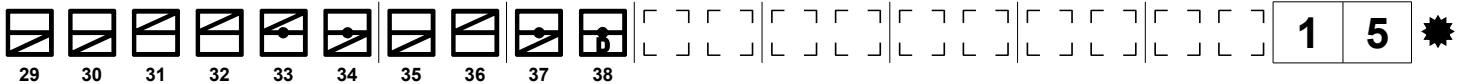
Game 4: Belinda Bencic Serving




Game 5: Barbora Krejckikova Serving



Game 6: Belinda Bencic Serving

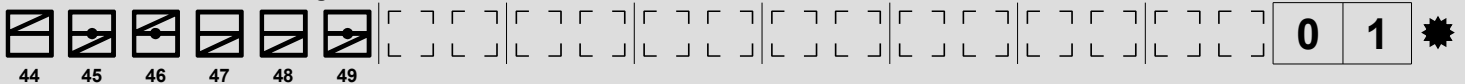


Game 7: Barbora Krejckikova Serving

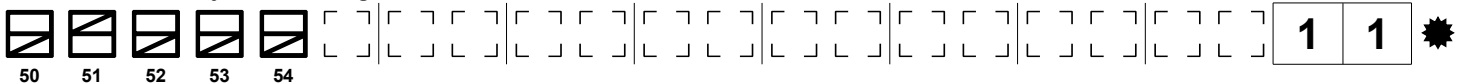


2nd Set


Game 1: Belinda Bencic Serving



Game 2: Barbora Krejckikova Serving



Game 3: Belinda Bencic Serving





Scorecard

スコアカード / Feuille d'arbitrage

Game	Serving	BeBe	BaKr
Game 4:	Barbora Krejcikova	3	1
Game 5:	Belinda Bencic	4	1
Game 6:	Barbora Krejcikova	4	2
Game 7:	Belinda Bencic	5	2
Game 8:	Barbora Krejcikova	6	2
3rd Set			
Game 1:	Belinda Bencic	1	0
Game 2:	Barbora Krejcikova	1	1
Game 3:	Belinda Bencic	2	1
Game 4:	Barbora Krejcikova	2	2
Game 5:	Belinda Bencic	3	2
Game 6:	Barbora Krejcikova	4	2
Game 7:	Belinda Bencic	4	3
Game 8:	Barbora Krejcikova	5	3
Game 9:	Belinda Bencic	6	3



Ariake Tennis Park

有明テニスの森
Parc de Tennis d'Ariake

TUE 27 JUL 2021

Tennis

テニス / Tennis

Women's Singles

女子シングルス / Simple femmes

Third Round

3回戦 / 3e tour



Scorecard

スコアカード / Feuille d'arbitrage

Incidents Summary:

Code of Conduct Violation: 1

Code Violation (Racquet Abuse) on BENCIC, Belinda (SUI) in Set 1, Game 7, Point 5 at 14:25 on 27 July 2021

Time Violation: 0

Legend:							
W	Winner		Ace - 2nd serve		Double fault		Point to receiver - 2nd serve
	Point to server - 2nd serve		Ace - 1st serve		Point to receiver - 1st serve		Point to server - 1st serve
	Service Break						





Match Statistics

試合統計 / Statistiques du match

	VEKIC Donna	CRO	6 (3)	4
W	RYBAKINA Elena (15)	KAZ	7	6
Match duration: 1h41min			53min	48min

Court 1

Chair Umpire: ROCHA Aline (BRA)

VEKIC Donna				RYBAKINA Elena (15)				
1 st Set	2 nd Set	3 rd Set	Total		1 st Set	2 nd Set	3 rd Set	Total
2	2		4	Total aces	7	2		9
2	2		4	Double faults	2	1		3
0	1		1	Service winners	0	0		0
22/37	26/43		48/80	1st serve	25/43	14/22		39/65
(59%)	(60%)		(60%)	Aces on 1st serve	(58%)	(64%)		(60%)
2	2		4	Points won on 1st serve	7	2		9
15/22	15/26		30/48	2nd Serve	15/25	12/14		27/39
(68%)	(58%)		(63%)	Aces on 2nd Serve	(60%)	(86%)		(69%)
13/15	15/17		28/32	Points won on 2nd serve	16/18	7/8		23/26
(87%)	(88%)		(88%)	Total points won	(89%)	(88%)		(88%)
0	0		0	Receiving points won	0	0		0
6/15	8/17		14/32	Break point conversions	10/18	6/8		16/26
(40%)	(47%)		(44%)		(56%)	(75%)		(62%)
39	27		66		41	38		79
18/43	4/22		22/65		16/37	20/43		36/80
(42%)	(18%)		(34%)		(43%)	(47%)		(45%)
2/5	1/1		3/6		2/2	2/6		4/8
(40%)	(100%)		(50%)		(100%)	(33%)		(50%)
4	1		5	Forehand winners	8	8		16
0	2		2	Backhand winners	3	2		5
17	19		36	Forced errors	17	14		31
6	7		13	Unforced errors	16	7		23
1/1	1/2		2/3	Net points won	5/6	5/5		10/11
(100%)	(50%)		(67%)		(83%)	(100%)		(91%)

	1 st Set							2 nd Set																
VEKIC Donna	0	*1	1	*2	2	*2	3	*4	5	*5	5	*6	6	(3)	*1	2	*2	2	*3	3	*4	4	*4	4
RYBAKINA Elena (15)	*1	1	*2	2	*3	4	*4	4	*4	5	*6	6	7	0	*0	1	*2	2	*3	3	*4	5	*6	

Note:

Total winners is the sum of total aces, service winners, forehand winners and backhand winners.

Legend:

W Winner * Server



Scorecard

スコアカード / Feuille d'arbitrage

	VEKIC Donna	CRO	6 (3)	4
W	RYBAKINA Elena (15)	KAZ	7	6
Match duration: 1h41min			54min	47min

Court	Court 1	Scoring Rule	Three tie-break sets
Chair Umpire	ROCHA Aline (BRA)	Match Code	WS303
Started	18:43	Finished	20:25

1st Set

Game	Serving	DoVe	EIRy
Game 1	Elena Rybakina	0	1
Game 2	Donna Vekic	1	1
Game 3	Elena Rybakina	1	2
Game 4	Donna Vekic	2	2
Game 5	Elena Rybakina	2	3
Game 6	Donna Vekic	2	4
Game 7	Elena Rybakina	3	4
Game 8	Donna Vekic	4	4
Game 9	Elena Rybakina	5	4
Game 10	Donna Vekic	5	5
Game 11	Elena Rybakina	5	6



Ariake Tennis Park

有明テニスの森
Parc de Tennis d'Ariake

TUE 27 JUL 2021

Tennis

テニス / Tennis

Women's Singles

女子シングルス / Simple femmes

Third Round

3回戦 / 3e tour



Scorecard

スコアカード / Feuille d'arbitrage

Incidents Summary:

Code of Conduct Violation: 0
Time Violation: 0

Legend:					
TB	Tie-break	W	Winner		Double fault
	Point to server - 2nd serve		Ace - 1st serve		Point to receiver - 1st serve
	Service Break				Point to receiver - 2nd serve
					Point to server - 1st serve





Match Statistics

試合統計 / Statistiques du match

	van UYTVANCK Alison	BEL	4	1
W	MUGURUZA Garbine (7)	ESP	6	6
Match duration: 1h20min			48min	32min

Court 3

Chair Umpire: ABSOLU Manuel (FRA)

van UYTVANCK Alison				MUGURUZA Garbine (7)				
1 st Set	2 nd Set	3 rd Set	Total		1 st Set	2 nd Set	3 rd Set	Total
3	1		4	Total aces	3	0		3
0	1		1	Double faults	0	0		0
1	2		3	Service winners	1	0		1
20/37	12/22		32/59	1st serve	25/32	17/22		42/54
(54%)	(55%)		(54%)		(78%)	(77%)		(78%)
3	1		4	Aces on 1st serve	3	0		3
12/20	7/12		19/32	Points won on 1st serve	18/25	13/17		31/42
(60%)	(58%)		(59%)		(72%)	(76%)		(74%)
17/17	9/10		26/27	2nd Serve	7/7	5/5		12/12
(100%)	(90%)		(96%)		(100%)	(100%)		(100%)
0	0		0	Aces on 2nd Serve	0	0		0
9/17	3/10		12/27	Points won on 2nd serve	2/7	4/5		6/12
(53%)	(30%)		(44%)		(29%)	(80%)		(50%)
33	15		48	Total points won	36	29		65
12/32	5/22		17/54	Receiving points won	16/37	12/22		28/59
(38%)	(23%)		(31%)		(43%)	(55%)		(47%)
1/4	0/2		1/6	Break point conversions	2/4	2/4		4/8
(25%)	(0%)		(17%)		(50%)	(50%)		(50%)
6	3		9	Forehand winners	1	3		4
5	2		7	Backhand winners	4	3		7
18	13		31	Forced errors	10	3		13
9	10		19	Unforced errors	8	4		12
5/6	0/2		5/8	Net points won	2/6	4/5		6/11
(83%)	(0%)		(63%)		(33%)	(80%)		(55%)

	1 st Set				2 nd Set				
van UYTVANCK Alison	0*0	0*1	2*3	3*4	4*4	0*1	1*1	1*1	1
MUGURUZA Garbine (7)	*1	2*3	3*3	3*4	4*5	*1	1*2	3*4	5*6

Note:
Total winners is the sum of total aces, service winners, forehand winners and backhand winners.

Legend:
W Winner * Server



Scorecard

スコアカード / Feuille d'arbitrage

	van UYTVANCK Alison	BEL	4	1
W	MUGURUZA Garbine (7)	ESP	6	6
Match duration: 1h19min			48min	31min

Court	Court 3	Scoring Rule	Three tie-break sets
Chair Umpire	ABSOLU Manuel (FRA)	Match Code	WS304
Started	12:07	Finished	15:10

1st Set

Game 1: Garbine Muguruza Serving														Alva	GaMu			
															0	1		
1	2	3	4	5	6	7	8	9	10									
Game 2: Alison van Uytvanck Serving														Alva	GaMu			
																	0	2
11	12	13	14	15	16	17	18	19	20	21	22							
Game 3: Garbine Muguruza Serving														Alva	GaMu			
																	0	3
23	24	25	26	27	28													
Game 4: Alison van Uytvanck Serving														Alva	GaMu			
																	1	3
29	30	31	32	33														
Game 5: Garbine Muguruza Serving														Alva	GaMu			
																	2	3
34	35	36	37	38	39													
Game 6: Alison van Uytvanck Serving														Alva	GaMu			
																	3	3
40	41	42	43	44	45	46	47											
Game 7: Garbine Muguruza Serving														Alva	GaMu			
																	3	4
48	49	50	51	52														
Game 8: Alison van Uytvanck Serving														Alva	GaMu			
																	4	4
53	54	55	56															
Game 9: Garbine Muguruza Serving														Alva	GaMu			
																	4	5
57	58	59	60	61														
Game 10: Alison van Uytvanck Serving														Alva	GaMu			
																	4	6
62	63	64	65	66	67	68	69											

2nd Set



Scorecard

スコアカード / Feuille d'arbitrage

Game 1: Garbine Muguruza Serving														Alva	GaMu	
															0	1
70	71	72	73													
Game 2: Alison van Uytvanck Serving														Alva	GaMu	
															1	1
74	75	76	77	78	79	80	81									
Game 3: Garbine Muguruza Serving														Alva	GaMu	
															1	2
82	83	84	85	86	87											
Game 4: Alison van Uytvanck Serving														Alva	GaMu	
															1	3
88	89	90	91	92	93											
Game 5: Garbine Muguruza Serving														Alva	GaMu	
															1	4
94	95	96	97													
Game 6: Alison van Uytvanck Serving														Alva	GaMu	
															1	5
98	99	100	101	102	103	104	105									
Game 7: Garbine Muguruza Serving														Alva	GaMu	
															1	6
106	107	108	109	110	111	112	113									

Incidents Summary:
 Code of Conduct Violation: 0
 Time Violation: 0

Legend:					
	Winner		Double fault		Point to receiver - 2nd serve
	Ace - 1st serve		Point to receiver - 1st serve		Point to server - 2nd serve
			Point to server - 1st serve		Service Break





Match Statistics

試合統計 / Statistiques du match

	PLISKOVA Karolina (5)	CZE	4	2
W	GIORGI Camila	ITA	6	6
Match duration: 1h15min			42min	33min

Court 2

Chair Umpire: BALMFORTH Robert (GBR)

PLISKOVA Karolina (5)				GIORGI Camila				
1 st Set	2 nd Set	3 rd Set	Total		1 st Set	2 nd Set	3 rd Set	Total
5	1		6	Total aces	3	2		5
4	1		5	Double faults	2	2		4
0	1		1	Service winners	0	1		1
23/32	21/26		44/58	1st serve	18/33	9/21		27/54
(72%)	(81%)		(76%)		(55%)	(43%)		(50%)
5	1		6	Aces on 1st serve	3	2		5
16/23	11/21		27/44	Points won on 1st serve	14/18	9/9		23/27
(70%)	(52%)		(61%)		(78%)	(100%)		(85%)
5/9	4/5		9/14	2nd Serve	13/15	10/12		23/27
(56%)	(80%)		(64%)		(87%)	(83%)		(85%)
0	0		0	Aces on 2nd Serve	0	0		0
2/9	1/5		3/14	Points won on 2nd serve	7/15	7/12		14/27
(22%)	(20%)		(21%)		(47%)	(58%)		(52%)
30	17		47	Total points won	35	30		65
12/33	5/21		17/54	Receiving points won	14/32	14/26		28/58
(36%)	(24%)		(31%)		(44%)	(54%)		(48%)
1/4	0/0		1/4	Break point conversions	2/2	2/2		4/4
(25%)	(0%)		(25%)		(100%)	(100%)		(100%)
1	1		2	Forehand winners	9	6		15
0	1		1	Backhand winners	4	0		4
10	3		13	Forced errors	8	6		14
9	18		27	Unforced errors	16	7		23
0/1	0/2		0/3	Net points won	6/8	2/2		8/10
(0%)	(0%)		(0%)		(75%)	(100%)		(80%)

	1 st Set				2 nd Set						
PLISKOVA Karolina (5)	*1	1*1	2*2	2*3	3*4	4	*0	0*1	1*1	1*2	2
GIORGI Camila	0	*1	2*2	3*4	4*5	5*6	1	*2	2*3	4*5	5*6

Note:

Total winners is the sum of total aces, service winners, forehand winners and backhand winners.

Legend:

W Winner * Server



Scorecard

スコアカード / Feuille d'arbitrage

	PLISKOVA Karolina (5)	CZE	4	2
W	GIORGI Camila	ITA	6	6
Match duration: 1h15min			42min	33min

Court	Court 2	Scoring Rule	Three tie-break sets
Chair Umpire	BALMFORTH Robert (GBR)	Match Code	WS305
Started	16:08	Finished	17:23

1st Set

Game 1: Karolina Pliskova Serving													KaPl	CaGi	
													1	0	
1	2	3	4												
Game 2: Camila Giorgi Serving													KaPl	CaGi	
													1	1	
5	6	7	8	9											
Game 3: Karolina Pliskova Serving													KaPl	CaGi	
													1	2	
10	11	12	13												
Game 4: Camila Giorgi Serving													KaPl	CaGi	
													2	2	
14	15	16	17	18	19	20	21	22	23	24	25				
Game 5: Karolina Pliskova Serving													KaPl	CaGi	
													2	3	
26	27	28	29	30	31	32	33	34	35	36	37	38	39		
Game 6: Camila Giorgi Serving													KaPl	CaGi	
													2	4	
40	41	42	43	44											
Game 7: Karolina Pliskova Serving													KaPl	CaGi	
													3	4	
45	46	47	48	49											
Game 8: Camila Giorgi Serving													KaPl	CaGi	
													3	5	
50	51	52	53	54											
Game 9: Karolina Pliskova Serving													KaPl	CaGi	
													4	5	
55	56	57	58	59											
Game 10: Camila Giorgi Serving													KaPl	CaGi	
													4	6	
60	61	62	63	64	65										

2nd Set



Scorecard

スコアカード / Feuille d'arbitrage

Game 1: Karolina Pliskova Serving														KaPl	CaGi	
														0	1	
66	67	68	69	70												
Game 2: Camila Giorgi Serving														KaPl	CaGi	
														0	2	
71	72	73	74	75	76											
Game 3: Karolina Pliskova Serving														KaPl	CaGi	
														1	2	
77	78	79	80	81	82	83	84									
Game 4: Camila Giorgi Serving														KaPl	CaGi	
														1	3	
85	86	87	88	89												
Game 5: Karolina Pliskova Serving														KaPl	CaGi	
														1	4	
90	91	92	93	94												
Game 6: Camila Giorgi Serving														KaPl	CaGi	
														1	5	
95	96	97	98	99												
Game 7: Karolina Pliskova Serving														KaPl	CaGi	
														2	5	
100	101	102	103	104	105	106	107									
Game 8: Camila Giorgi Serving														KaPl	CaGi	
														2	6	
108	109	110	111	112												

Incidents Summary:

Code of Conduct Violation: 0
Time Violation: 0

Legend:					
	Winner		Double fault		Point to receiver - 2nd serve
	Ace - 1st serve		Point to receiver - 1st serve		Point to server - 2nd serve
			Point to server - 1st serve		Service Break



Match Statistics

試合統計 / Statistiques du match

	SAKKARI Maria (14)	GRE	7	3	4
W	SVITOLINA Elina (4)	UKR	5	6	6
Match duration: 2h38min			67min	41min	50min

Centre Court

Chair Umpire: AZEMAR ENGZELL Louise (SWE)

SAKKARI Maria (14)				SVITOLINA Elina (4)				
1 st Set	2 nd Set	3 rd Set	Total		1 st Set	2 nd Set	3 rd Set	Total
3	2	2	7	Total aces	2	3	5	10
3	1	2	6	Double faults	3	1	0	4
0	0	1	1	Service winners	1	0	0	1
21/43	14/26	17/29	52/98	1st serve	25/45	16/28	23/31	64/104
(49%)	(54%)	(59%)	(53%)	Aces on 1st serve	(56%)	(57%)	(74%)	(62%)
3	2	2	7	Points won on 1st serve	2	3	5	10
13/21	10/14	11/17	34/52	2nd Serve	17/25	13/16	19/23	49/64
(62%)	(71%)	(65%)	(65%)	Aces on 2nd Serve	(68%)	(81%)	(83%)	(77%)
19/22	11/12	10/12	40/46	Points won on 2nd serve	17/20	11/12	8/8	36/40
(86%)	(92%)	(83%)	(87%)	Total points won	(85%)	(92%)	(100%)	(90%)
0	0	0	0	Receiving points won	0	0	0	0
11/22	6/12	6/12	23/46	Break point conversions	5/20	9/12	2/8	16/40
(50%)	(50%)	(50%)	(50%)		(25%)	(75%)	(25%)	(40%)
47	22	27	96		41	32	33	106
23/45	6/28	10/31	39/104	Forehand winners	19/43	10/26	12/29	41/98
(51%)	(21%)	(32%)	(38%)	Backhand winners	(44%)	(38%)	(41%)	(42%)
3/5	0/1	1/4	4/10	Forced errors	2/3	1/5	2/4	5/12
(60%)	(0%)	(25%)	(40%)	Unforced errors	(67%)	(20%)	(50%)	(42%)
8	5	9	22	Net points won	5	3	4	12
5	4	2	11		1	3	3	7
12	17	15	44		11	8	11	30
20	6	6	32		20	3	2	25
7/7	3/6	1/1	11/14		6/11	1/1	1/4	8/16
(100%)	(50%)	(100%)	(79%)		(55%)	(100%)	(25%)	(50%)

	1 st Set							2 nd Set					3 rd Set																		
SAKKARI Maria (14)	0	*0	0	*1	1	*2	3	*4	5	*5	6	*7	0	*1	1	*1	1	*2	2	*3	3	*1	1	*1	1	*2	3	*3	3	*4	4
SVITOLINA Elina (4)	*1	2	*3	3	*4	4	*4	4	*4	5	*5	5	*1	1	*2	3	*4	4	*5	5	*6	0	*1	2	*3	3	*3	4	*5	5	*6

Note:
Total winners is the sum of total aces, service winners, forehand winners and backhand winners.

Legend:
W Winner * Server



Scorecard

スコアカード / Feuille d'arbitrage

	SAKKARI Maria (14)	GRE	7	3	4
W	SVITOLINA Elina (4)	UKR	5	6	6
Match duration: 2h38min			67min	41min	50min

Court	Centre Court	Scoring Rule	Three tie-break sets
Chair Umpire	AZEMAR ENGZELL Louise (SWE)	Match Code	WS306
Started	14:17	Finished	16:55

1st Set

























Game	Serving	MaSa	EISv
Game 1	Elina Svitolina	0	1
Game 2	Maria Sakkari	0	2
Game 3	Elina Svitolina	0	3
Game 4	Maria Sakkari	1	3
Game 5	Elina Svitolina	1	4
Game 6	Maria Sakkari	2	4
Game 7	Elina Svitolina	3	4
Game 8	Maria Sakkari	4	4
Game 9	Elina Svitolina	5	4
Game 10	Maria Sakkari	5	5
Game 11	Elina Svitolina	6	5



Scorecard

スコアカード / Feuille d'arbitrage

Game 12: Maria Sakkari Serving

																																																																																																																																																																																																																																																																																																																																													
--	---	---	---	---	---	---	---	---	---	---	---	---	---	--	---	---	---	---	---	---	---	---	---	---	---	---	---	---	---	---	---	---	---	---	---	---	---	---	---	---	---	---	---	---	---	---	---	---	---	---	---	---	---	---	---	---	---	---	---	---	---	---	---	---	---	---	---	---	---	---	---	---	---	---	---	---	---	---	---	---	---	---	---	---	---	---	---	---	---	---	---	---	---	---	---	---	---	---	---	---	---	---	---	---	---	---	---	---	---	---	---	---	---	---	---	---	---	---	---	---	---	---	---	---	---	---	---	---	---	---	---	---	---	---	---	---	---	---	---	---	---	---	---	---	---	---	---	---	---	---	---	---	---	---	---	--	--	--	--	--	--	--	--	--	--	--	--	--	--	--	--	--	--	--	--	--	--	--	--	--	--	--	--	--	--	--	--	--	--	--	--	--	--	--	--	--	--	--	--	--	--	--	--	--	--	--	--	--	--	--	--	--	--	--	--	--	--	--	--	--	--	--	--	--	--	--	--	--	--	--	--	--	--	--	--	--	--	--	--	--	--	--	--	--	--	--	--	--	--	--	--	--	--	--	--	--	--	--	--	--	--	--	--	--	--	--	--	--	--	--	--	--	--	--	--	--	--	--	--	--	--	--	--	--	--	--	--	--	--	--	--	--	--	--	--	--	--	--	--	--	--	--	--	--	--	--	--	--	--	--	--	--	--	--	--	--	--	--	--	--	--	--	--	--	--	--	--	--	--	--	--	--	--



Scorecard

スコアカード / Feuille d'arbitrage

Game 4: Elina Svitolina Serving

														MaSa	EISv	
															1	3
161	162	163	164	165												

Game 5: Maria Sakkari Serving

														MaSa	EISv	
															2	3
166	167	168	169													

Game 6: Elina Svitolina Serving

														MaSa	EISv	
															3	3
170	171	172	173	174	175											

Game 7: Maria Sakkari Serving

														MaSa	EISv	
															3	4
176	177	178	179	180	181											

Game 8: Elina Svitolina Serving

														MaSa	EISv	
															3	5
182	183	184	185	186	187	188	189	190	191	192	193					

Game 9: Maria Sakkari Serving

														MaSa	EISv	
															4	5
194	195	196	197	198												

Game 10: Elina Svitolina Serving

														MaSa	EISv	
															4	6
199	200	201	202													

Incidents Summary:

Code of Conduct Violation: 0
Time Violation: 0

Legend:							
	Winner		Double fault		Point to receiver - 2nd serve		Point to server - 2nd serve
	Ace - 1st serve		Point to receiver - 1st serve		Point to server - 1st serve		Service Break



Match Statistics

試合統計 / Statistiques du match

W	BADOSA Paula	ESP	6	6
	PODOROSKA Nadia (ITF)	ARG	2	3
Match duration: 1h24min			40min	44min

Court 5

Chair Umpire: SWEENEY Thomas (AUS)

BADOSA Paula				PODOROSKA Nadia (ITF)				
1 st Set	2 nd Set	3 rd Set	Total		1 st Set	2 nd Set	3 rd Set	Total
0	2		2	Total aces	0	0		0
2	0		2	Double faults	4	1		5
1	0		1	Service winners	0	0		0
17/27	27/38		44/65	1st serve	22/36	19/28		41/64
(63%)	(71%)		(68%)		(61%)	(68%)		(64%)
0	2		2	Aces on 1st serve	0	0		0
13/17	18/27		31/44	Points won on 1st serve	13/22	12/19		25/41
(76%)	(67%)		(70%)		(59%)	(63%)		(61%)
8/10	11/11		19/21	2nd Serve	10/14	8/9		18/23
(80%)	(100%)		(90%)		(71%)	(89%)		(78%)
0	0		0	Aces on 2nd Serve	0	0		0
5/10	6/11		11/21	Points won on 2nd serve	4/14	2/9		6/23
(50%)	(55%)		(52%)		(29%)	(22%)		(26%)
37	38		75	Total points won	26	28		54
19/36	14/28		33/64	Receiving points won	9/27	14/38		23/65
(53%)	(50%)		(52%)		(33%)	(37%)		(35%)
2/5	2/4		4/9	Break point conversions	0/0	1/2		1/2
(40%)	(50%)		(44%)		(0%)	(50%)		(50%)
11	9		20	Forehand winners	4	9		13
1	1		2	Backhand winners	1	1		2
9	11		20	Forced errors	8	13		21
11	7		18	Unforced errors	17	13		30
3/5	9/11		12/16	Net points won	4/4	2/3		6/7
(60%)	(82%)		(75%)		(100%)	(67%)		(86%)

	1 st Set						2 nd Set					
	*1	1*2	2*3	4*5	5*6	6	*1	2*3	4*5	5*6	5*6	
BADOSA Paula												
PODOROSKA Nadia (ITF)	0*	1*	2*	2*	2*	2*	0*	0*	0*	1*	2*	

Note:
Total winners is the sum of total aces, service winners, forehand winners and backhand winners.

Legend:
ITF ITF Place **W** Winner * Server



Scorecard

スコアカード / Feuille d'arbitrage

W	BADOSA Paula	ESP	6	6
	PODOROSKA Nadia (ITF)	ARG	2	3
Match duration: 1h24min			40min	44min

Court	Court 5	Scoring Rule	Three tie-break sets
Chair Umpire	SWEENEY Thomas (AUS)	Match Code	WS307
Started	15:43	Finished	17:07

1st Set

Game	Serving	PaBa	NaPo
Game 1	Paula Badosa	1	0
Game 2	Nadia Podoroska	1	1
Game 3	Paula Badosa	2	1
Game 4	Nadia Podoroska	2	2
Game 5	Paula Badosa	3	2
Game 6	Nadia Podoroska	4	2
Game 7	Paula Badosa	5	2
Game 8	Nadia Podoroska	6	2

2nd Set

Game 1	Paula Badosa	1	0
Game 2	Nadia Podoroska	2	0



Scorecard

スコアカード / Feuille d'arbitrage

Game 3: Paula Badosa Serving														PaBa	NaPo		
															3	0	
79	80	81	82	83													
Game 4: Nadia Podoroska Serving														PaBa	NaPo		
															4	0	
84	85	86	87	88													
Game 5: Paula Badosa Serving														PaBa	NaPo		
															5	0	
89	90	91	92														
Game 6: Nadia Podoroska Serving														PaBa	NaPo		
															5	1	
93	94	95	96	97	98	99	100										
Game 7: Paula Badosa Serving														PaBa	NaPo		
																5	2
101	102	103	104	105	106	107	108	109	110	111	112	113	114	115	116	117	118
Game 8: Nadia Podoroska Serving														PaBa	NaPo		
															5	3	
119	120	121	122	123													
Game 9: Paula Badosa Serving														PaBa	NaPo		
															6	3	
124	125	126	127	128	129												

Incidents Summary:
Code of Conduct Violation: 0
Time Violation: 0

Legend:							
	ITF Place	W	Winner		Double fault		Point to receiver - 2nd serve
	Point to server - 2nd serve		Ace - 1st serve		Point to receiver - 1st serve		Point to server - 1st serve
	Service Break						





Match Statistics

試合統計 / Statistiques du match

W	VONDROUSOVA Marketa	CZE	6	6
	OSAKA Naomi (2)	JPN	1	4
Match duration: 1h08min			24min	44min

Centre Court

Chair Umpire: JOSEPH Emmanuel (FRA)

VONDROUSOVA Marketa				OSAKA Naomi (2)				
1 st Set	2 nd Set	3 rd Set	Total		1 st Set	2 nd Set	3 rd Set	Total
2	2		4	Total aces	0	1		1
2	2		4	Double faults	0	1		1
0	0		0	Service winners	1	0		1
7/17	16/29		23/46	1st serve	18/27	25/40		43/67
(41%)	(55%)		(50%)		(67%)	(63%)		(64%)
2	2		4	Aces on 1st serve	0	1		1
6/7	14/16		20/23	Points won on 1st serve	9/18	16/25		25/43
(86%)	(88%)		(87%)		(50%)	(64%)		(58%)
8/10	11/13		19/23	2nd Serve	9/9	14/15		23/24
(80%)	(85%)		(83%)		(100%)	(93%)		(96%)
0	0		0	Aces on 2nd Serve	0	0		0
7/10	5/13		12/23	Points won on 2nd serve	1/9	7/15		8/24
(70%)	(38%)		(52%)		(11%)	(47%)		(33%)
30	36		66	Total points won	14	33		47
17/27	17/40		34/67	Receiving points won	4/17	10/29		14/46
(63%)	(43%)		(51%)		(24%)	(34%)		(30%)
3/6	2/5		5/11	Break point conversions	0/2	1/3		1/5
(50%)	(40%)		(45%)		(0%)	(33%)		(20%)
4	6		10	Forehand winners	7	6		13
4	4		8	Backhand winners	0	7		7
2	13		15	Forced errors	6	6		12
4	6		10	Unforced errors	14	18		32
1/2	2/2		3/4	Net points won	3/4	7/11		10/15
(50%)	(100%)		(75%)		(75%)	(64%)		(67%)

	1 st Set						2 nd Set								
VONDROUSOVA Marketa	1*	2	3*	4	4*	6	*0	0*	1	2*	3	3*	4	4*	6
OSAKA Naomi (2)	*0	0*	0*	0*	1	1*	1*	2	2*	2*	3	3*	4	4*	

Note:
Total winners is the sum of total aces, service winners, forehand winners and backhand winners.

Legend:
W Winner * Server



Scorecard

スコアカード / Feuille d'arbitrage

W	VONDROUSOVA Marketa	CZE	6	6
	OSAKA Naomi (2)	JPN	1	4
Match duration: 1h08min			24min	44min

Court	Centre Court	Scoring Rule	Three tie-break sets
Chair Umpire	JOSEPH Emmanuel (FRA)	Match Code	WS308
Started	12:47	Finished	13:55

1st Set

Game 1: Naomi Osaka Serving													MaVo	NaOs	☀
1	2	3	4	5									1	0	
Game 2: Marketa Vondrousova Serving													MaVo	NaOs	
6	7	8	9	10	11	12	13						2	0	
Game 3: Naomi Osaka Serving													MaVo	NaOs	☀
14	15	16	17	18									3	0	
Game 4: Marketa Vondrousova Serving													MaVo	NaOs	
19	20	21	22	23									4	0	
Game 5: Naomi Osaka Serving													MaVo	NaOs	
24	25	26	27	28	29	30	31	32	33	34	35		4	1	
Game 6: Marketa Vondrousova Serving													MaVo	NaOs	
36	37	38	39										5	1	
Game 7: Naomi Osaka Serving													MaVo	NaOs	☀
40	41	42	43	44									6	1	

2nd Set

Game 1: Marketa Vondrousova Serving													MaVo	NaOs	☀
45	46	47	48	49	50								0	1	
Game 2: Naomi Osaka Serving													MaVo	NaOs	
51	52	53	54										0	2	
Game 3: Marketa Vondrousova Serving													MaVo	NaOs	
55	56	57	58	59	60								1	2	



Match Statistics

試合統計 / Statistiques du match

	PAVLYUCHENKOVA Anastasia (13)	ROC	0	6	3
W	BENCIC Belinda (9)	SUI	6	3	6
Match duration: 2h13min			24min	46min	63min

Centre Court

Chair Umpire: ZHANG Juan (CHN)

PAVLYUCHENKOVA Anastasia (13)				BENCIC Belinda (9)				
1 st Set	2 nd Set	3 rd Set	Total		1 st Set	2 nd Set	3 rd Set	Total
1	3	1	5	Total aces	3	1	1	5
3	3	3	9	Double faults	2	6	3	11
0	0	0	0	Service winners	0	0	0	0
5/18	11/22	25/41	41/81	1st serve	8/15	17/34	19/30	44/79
(28%)	(50%)	(61%)	(51%)		(53%)	(50%)	(63%)	(56%)
0	2	1	3	Aces on 1st serve	3	1	1	5
2/5	9/11	15/25	26/41	Points won on 1st serve	7/8	10/17	15/19	32/44
(40%)	(82%)	(60%)	(63%)		(88%)	(59%)	(79%)	(73%)
10/13	8/11	13/16	31/40	2nd Serve	5/7	11/17	8/11	24/35
(77%)	(73%)	(81%)	(78%)		(71%)	(65%)	(73%)	(69%)
1	1	0	2	Aces on 2nd Serve	0	0	0	0
2/13	5/11	7/16	14/40	Points won on 2nd serve	5/7	6/17	4/11	15/35
(15%)	(45%)	(44%)	(35%)		(71%)	(35%)	(36%)	(43%)
7	32	33	72	Total points won	26	24	38	88
3/15	18/34	11/30	32/79	Receiving points won	14/18	8/22	19/41	41/81
(20%)	(53%)	(37%)	(41%)		(78%)	(36%)	(46%)	(51%)
0/0	3/5	0/3	3/8	Break point conversions	3/4	1/4	2/3	6/11
(0%)	(60%)	(0%)	(38%)		(75%)	(25%)	(67%)	(55%)
2	3	9	14	Forehand winners	3	3	7	13
0	7	5	12	Backhand winners	6	3	2	11
1	8	12	21	Forced errors	1	6	12	19
13	9	16	38	Unforced errors	3	13	6	22
0/3	5/5	3/7	8/15	Net points won	0/1	3/5	3/3	6/9
(0%)	(100%)	(43%)	(53%)		(0%)	(60%)	(100%)	(67%)

	1 st Set			2 nd Set						3 rd Set					
PAVLYUCHENKOVA Anastasia	0*0	0*0	0*0	0*1	2*2	3*4	4*5	6	*0	0*1	1*2	2*3	3*3		
BENCIC Belinda (9)	*1	2*3	4*5	6	*1	1*1	2*2	2*3	3*3	1*2	2*3	3*4	4*5	6	

Note:
Total winners is the sum of total aces, service winners, forehand winners and backhand winners.

Legend:
W Winner * Server



Scorecard

スコアカード / Feuille d'arbitrage

	PAVLYUCHENKOVA Anastasia (13)	ROC	0	6	3
W	BENCIC Belinda (9)	SUI	6	3	6
Match duration: 2h13min			25min	45min	63min

Court	Centre Court	Scoring Rule	Three tie-break sets
Chair Umpire	ZHANG Juan (CHN)	Match Code	WS401
Started	13:52	Finished	16:05

1st Set

Game 1: Belinda Bencic Serving													AnPa	BeBe
													0	1
1	2	3	4	5	6									
Game 2: Anastasia Pavlyuchenkova Serving													AnPa	BeBe
													0	2
7	8	9	10											
Game 3: Belinda Bencic Serving													AnPa	BeBe
													0	3
11	12	13	14	15										
Game 4: Anastasia Pavlyuchenkova Serving													AnPa	BeBe
													0	4
16	17	18	19											
Game 5: Belinda Bencic Serving													AnPa	BeBe
													0	5
20	21	22	23											
Game 6: Anastasia Pavlyuchenkova Serving													AnPa	BeBe
													0	6
24	25	26	27	28	29	30	31	32	33					

2nd Set

Game 1: Belinda Bencic Serving													AnPa	BeBe
													0	1
34	35	36	37	38	39	40	41	42	43	44	45			
Game 2: Anastasia Pavlyuchenkova Serving													AnPa	BeBe
													1	1
46	47	48	49	50	51	52	53							
Game 3: Belinda Bencic Serving													AnPa	BeBe
													2	1
54	55	56	57	58										
Game 4: Anastasia Pavlyuchenkova Serving													AnPa	BeBe
													2	2
59	60	61	62	63										



Scorecard

スコアカード / Feuille d'arbitrage

Game 5: Belinda Bencic Serving													AnPa	BeBe				
													3	2	☀			
64	65	66	67	68	69													
Game 6: Anastasia Pavlyuchenkova Serving													AnPa	BeBe				
													4	2				
70	71	72	73															
Game 7: Belinda Bencic Serving													AnPa	BeBe				
													4	3				
74	75	76	77	78														
Game 8: Anastasia Pavlyuchenkova Serving													AnPa	BeBe				
													5	3				
79	80	81	82	83														
Game 9: Belinda Bencic Serving													AnPa	BeBe				
													6	3	☀			
84	85	86	87	88	89													
3rd Set																		
Game 1: Anastasia Pavlyuchenkova Serving													AnPa	BeBe				
														0	1	☀		
90	91	92	93	94	95	96	97	98	99	100	101	102	103					
Game 2: Belinda Bencic Serving													AnPa	BeBe				
																0	2	
104	105	106	107	108	109	110	111											
Game 3: Anastasia Pavlyuchenkova Serving													AnPa	BeBe				
																1	2	
112	113	114	115	116	117	118	119	120	121									
Game 4: Belinda Bencic Serving													AnPa	BeBe				
																1	3	
122	123	124	125	126	127													
Game 5: Anastasia Pavlyuchenkova Serving													AnPa	BeBe				
																2	3	
128	129	130	131	132	133													
Game 6: Belinda Bencic Serving													AnPa	BeBe				
																2	4	
134	135	136	137	138	139	140	141											
Game 7: Anastasia Pavlyuchenkova Serving													AnPa	BeBe				
																3	4	
142	143	144	145	146														
Game 8: Belinda Bencic Serving													AnPa	BeBe				
																3	5	
147	148	149	150	151	152	153	154											
Game 9: Anastasia Pavlyuchenkova Serving													AnPa	BeBe				
																3	6	☀
155	156	157	158	159	160													



Ariake Tennis Park

有明テニスの森
Parc de Tennis d'Ariake

WED 28 JUL 2021

Tennis

テニス / Tennis

Women's Singles

女子シングルス / Simple femmes

Quarterfinals

準々決勝 / Quarts de finale



Scorecard

スコアカード / Feuille d'arbitrage

Incidents Summary:

Code of Conduct Violation: 0

Time Violation: 1

Time Violation on PAVLYUCHENKOVA, Anastasia (ROC) in Set 3, Game 3, Point 8 at 15:34 on 28 July 2021

Legend:							
W Winner		Ace - 2nd serve		Double fault		Point to receiver - 2nd serve	
	Point to server - 2nd serve		Ace - 1st serve		Point to receiver - 1st serve		Point to server - 1st serve
	Service Break						





Match Statistics

試合統計 / Statistiques du match

W	RYBAKINA Elena (15)	KAZ	7	6
	MUGURUZA Garbine (7)	ESP	5	1
Match duration: 1h33min			46min	47min

Court 2

Chair Umpire: KJENDLIE Julie (NOR)

RYBAKINA Elena (15)				MUGURUZA Garbine (7)				
1 st Set	2 nd Set	3 rd Set	Total		1 st Set	2 nd Set	3 rd Set	Total
4	2		6	Total aces	2	2		4
1	0		1	Double faults	1	0		1
0	0		0	Service winners	0	0		0
16/29	15/26		31/55	1st serve	19/34	20/29		39/63
(55%)	(58%)		(56%)		(56%)	(69%)		(62%)
3	2		5	Aces on 1st serve	2	2		4
16/16	11/15		27/31	Points won on 1st serve	13/19	10/20		23/39
(100%)	(73%)		(87%)		(68%)	(50%)		(59%)
12/13	11/11		23/24	2nd Serve	14/15	9/9		23/24
(92%)	(100%)		(96%)		(93%)	(100%)		(96%)
1	0		1	Aces on 2nd Serve	0	0		0
8/13	8/11		16/24	Points won on 2nd serve	9/15	4/9		13/24
(62%)	(73%)		(67%)		(60%)	(44%)		(54%)
36	34		70	Total points won	27	21		48
12/34	15/29		27/63	Receiving points won	5/29	7/26		12/55
(35%)	(52%)		(43%)		(17%)	(27%)		(22%)
1/3	2/6		3/9	Break point conversions	0/0	0/1		0/1
(33%)	(33%)		(33%)		(0%)	(0%)		(0%)
8	9		17	Forehand winners	2	2		4
4	4		8	Backhand winners	3	2		5
7	7		14	Forced errors	5	6		11
13	8		21	Unforced errors	15	13		28
1/3	6/8		7/11	Net points won	2/5	1/2		3/7
(33%)	(75%)		(64%)		(40%)	(50%)		(43%)

	1 st Set							2 nd Set				
	*1	1*2	2*3	3*4	4*5	5*6	7	*1	1*2	3*4	5*6	7
RYBAKINA Elena (15)												
MUGURUZA Garbine (7)	0	*1	1	*2	2	*3	3	*4	4	*5	5	*5

Note:
Total winners is the sum of total aces, service winners, forehand winners and backhand winners.

Legend:
W Winner * Server



Scorecard

スコアカード / Feuille d'arbitrage

W	RYBAKINA Elena (15)	KAZ	7	6
	MUGURUZA Garbine (7)	ESP	5	1
Match duration: 1h33min			46min	47min

Court	Court 2	Scoring Rule	Three tie-break sets
Chair Umpire	KJENDLIE Julie (NOR)	Match Code	WS402
Started	16:02	Finished	17:36

1st Set

Game	Serving	EIRy	GaMu
Game 1	Elena Rybakina	1	0
Game 2	Garbine Muguruza	1	1
Game 3	Elena Rybakina	2	1
Game 4	Garbine Muguruza	2	2
Game 5	Elena Rybakina	3	2
Game 6	Garbine Muguruza	3	3
Game 7	Elena Rybakina	4	3
Game 8	Garbine Muguruza	4	4
Game 9	Elena Rybakina	5	4
Game 10	Garbine Muguruza	5	5
Game 11	Elena Rybakina	6	5


Match Statistics

試合統計 / Statistiques du match

	GIORGI Camila	ITA	4	4
W	SVITOLINA Elina (4)	UKR	6	6
Match duration: 1h32min			52min	40min

Court 1

Chair Umpire: THOMSON Kelly (GBR)

GIORGI Camila				SVITOLINA Elina (4)				
1 st Set	2 nd Set	3 rd Set	Total		1 st Set	2 nd Set	3 rd Set	Total
0	1		1	Total aces	3	4		7
2	2		4	Double faults	2	1		3
0	0		0	Service winners	0	0		0
16/38	16/25		32/63	1st serve	18/30	16/24		34/54
(42%)	(64%)		(51%)		(60%)	(67%)		(63%)
0	1		1	Aces on 1st serve	2	4		6
9/16	11/16		20/32	Points won on 1st serve	13/18	13/16		26/34
(56%)	(69%)		(63%)		(72%)	(81%)		(76%)
20/22	7/9		27/31	2nd Serve	10/12	7/8		17/20
(91%)	(78%)		(87%)		(83%)	(88%)		(85%)
0	0		0	Aces on 2nd Serve	1	0		1
11/22	4/9		15/31	Points won on 2nd serve	5/12	4/8		9/20
(50%)	(44%)		(48%)		(42%)	(50%)		(45%)
32	22		54	Total points won	36	27		63
12/30	7/24		19/54	Receiving points won	18/38	10/25		28/63
(40%)	(29%)		(35%)		(47%)	(40%)		(44%)
1/1	1/1		2/2	Break point conversions	2/7	2/4		4/11
(100%)	(100%)		(100%)		(29%)	(50%)		(36%)
9	3		12	Forehand winners	4	2		6
3	3		6	Backhand winners	0	0		0
10	4		14	Forced errors	3	5		8
19	17		36	Unforced errors	17	10		27
5/9	1/2		6/11	Net points won	1/1	0/0		1/1
(56%)	(50%)		(55%)		(100%)	(0%)		(100%)

	1 st Set								2 nd Set											
GIORGI Camila	*0	0	*0	0	*1	1	*2	3	*4	4	*0	0	*1	1	*1	2	*3	3	*4	4
SVITOLINA Elina (4)	1	*2	3	*4	4	*5	5	*5	5	*6	1	*2	2	*3	4	*4	4	*5	5	*6

Note:
Total winners is the sum of total aces, service winners, forehand winners and backhand winners.

Legend:
W Winner * Server



Scorecard

スコアカード / Feuille d'arbitrage

	GIORGI Camila	ITA	4	4
W	SVITOLINA Elina (4)	UKR	6	6
Match duration: 1h31min			51min	40min

Court	Court 1	Scoring Rule	Three tie-break sets
Chair Umpire	THOMSON Kelly (GBR)	Match Code	WS403
Started	11:08	Finished	12:39

1st Set

Game	Serving	CaGi	EISv
Game 1	Camila Giorgi	0	1
Game 2	Elina Svitolina	0	2
Game 3	Camila Giorgi	0	3
Game 4	Elina Svitolina	0	4
Game 5	Camila Giorgi	1	4
Game 6	Elina Svitolina	1	5
Game 7	Camila Giorgi	2	5
Game 8	Elina Svitolina	3	5
Game 9	Camila Giorgi	4	5
Game 10	Elina Svitolina	4	6

2nd Set



Scorecard

スコアカード / Feuille d'arbitrage

Game 1: Camila Giorgi Serving														CaGi	EISv	
														0	1	
69	70	71	72	73												
Game 2: Elina Svitolina Serving														CaGi	EISv	
														0	2	
74	75	76	77	78	79											
Game 3: Camila Giorgi Serving														CaGi	EISv	
														1	2	
80	81	82	83													
Game 4: Elina Svitolina Serving														CaGi	EISv	
														1	3	
84	85	86	87													
Game 5: Camila Giorgi Serving														CaGi	EISv	
														1	4	
88	89	90	91	92	93											
Game 6: Elina Svitolina Serving														CaGi	EISv	
														2	4	
94	95	96	97	98												
Game 7: Camila Giorgi Serving														CaGi	EISv	
														3	4	
99	100	101	102													
Game 8: Elina Svitolina Serving														CaGi	EISv	
														3	5	
103	104	105	106													
Game 9: Camila Giorgi Serving														CaGi	EISv	
														4	5	
107	108	109	110	111	112											
Game 10: Elina Svitolina Serving														CaGi	EISv	
														4	6	
113	114	115	116	117												

Incidents Summary:

Code of Conduct Violation: 0
Time Violation: 0



Ariake Tennis Park

有明テニスの森
Parc de Tennis d'Ariake

WED 28 JUL 2021

Tennis

テニス / Tennis

Women's Singles

女子シングルス / Simple femmes

Quarterfinals

準々決勝 / Quarts de finale



Scorecard

スコアカード / Feuille d'arbitrage

Legend:							
W	Winner		Double fault		Point to receiver - 2nd serve		Point to server - 2nd serve
	Ace - 1st serve		Point to receiver - 1st serve		Point to server - 1st serve		Service Break




Match Statistics

試合統計 / Statistiques du match

	BADOSA Paula	ESP	3	0	RET
W	VONDROUSOVA Marketa	CZE	6	0	
Match duration: 0h45min			37min	8min	

Court 4

Chair Umpire: RADWAN CHO Katarzyna (POL)

BADOSA Paula				VONDROUSOVA Marketa				
1 st Set	2 nd Set	3 rd Set	Total		1 st Set	2 nd Set	3 rd Set	Total
0	0		0	Total aces	0	0		0
2	0		2	Double faults	3	0		3
0	0		0	Service winners	0	0		0
23/35	0/0		23/35	1st serve	14/24	0/0		14/24
(66%)	(0%)		(66%)		(58%)	(0%)		(58%)
0	0		0	Aces on 1st serve	0	0		0
12/23	0/0		12/23	Points won on 1st serve	11/14	0/0		11/14
(52%)	(0%)		(52%)		(79%)	(0%)		(79%)
10/12	0/0		10/12	2nd Serve	7/10	0/0		7/10
(83%)	(0%)		(83%)		(70%)	(0%)		(70%)
0	0		0	Aces on 2nd Serve	0	0		0
3/12	0/0		3/12	Points won on 2nd serve	3/10	0/0		3/10
(25%)	(0%)		(25%)		(30%)	(0%)		(30%)
25	0		25	Total points won	34	0		34
10/24	0/0		10/24	Receiving points won	20/35	0/0		20/35
(42%)	(0%)		(42%)		(57%)	(0%)		(57%)
1/4	0/0		1/4	Break point conversions	3/5	0/0		3/5
(25%)	(0%)		(25%)		(60%)	(0%)		(60%)
6	0		6	Forehand winners	8	0		8
4	0		4	Backhand winners	2	0		2
17	0		17	Forced errors	12	0		12
7	0		7	Unforced errors	3	0		3
10/15	0/0		10/15	Net points won	5/6	0/0		5/6
(67%)	(0%)		(67%)		(83%)	(0%)		(83%)

	1 st Set					
BADOSA Paula	*1	1	*2	3	*3	3
VONDROUSOVA Marketa	0	*1	1	*1	2	*3

Note:

Total winners is the sum of total aces, service winners, forehand winners and backhand winners.

Legend:
RET Retired **W** Winner * Server


Scorecard

スコアカード / Feuille d'arbitrage

	BADOSA Paula	ESP	3		RET
W	VONDROUSOVA Marketa	CZE	6		
Match duration: 0h45min			38min	7min	

Court	Court 4	Scoring Rule	Three tie-break sets
Chair Umpire	RADWAN CHO Katarzyna (POL)	Match Code	WS404
Started	13:05	Finished	13:50

1st Set

Game 1: Paula Badosa Serving														PaBa	MaVo	
															1	0
1	2	3	4	5	6	7	8	9	10	11	12	13	14			
Game 2: Marketa Vondrousova Serving														PaBa	MaVo	
															1	1
15	16	17	18	19	20	21	22									
Game 3: Paula Badosa Serving														PaBa	MaVo	
															2	1
23	24	25	26	27	28											
Game 4: Marketa Vondrousova Serving														PaBa	MaVo	
															3	1
29	30	31	32													
Game 5: Paula Badosa Serving														PaBa	MaVo	
															3	2
33	34	35	36													
Game 6: Marketa Vondrousova Serving														PaBa	MaVo	
															3	3
37	38	39	40													
Game 7: Paula Badosa Serving														PaBa	MaVo	
															3	4
41	42	43	44	45	46											
Game 8: Marketa Vondrousova Serving														PaBa	MaVo	
															3	5
47	48	49	50	51	52	53	54									
Game 9: Paula Badosa Serving														PaBa	MaVo	
															3	6
55	56	57	58	59												

Incidents Summary:
 Code of Conduct Violation: 0
 Time Violation: 0



Ariake Tennis Park

有明テニスの森
Parc de Tennis d'Ariake

WED 28 JUL 2021

Tennis

テニス / Tennis

Women's Singles

女子シングルス / Simple femmes

Quarterfinals

準々決勝 / Quarts de finale



Scorecard

スコアカード / Feuille d'arbitrage

Legend:							
RET	Retired	W	Winner		Double fault		Point to receiver - 2nd serve
	Point to server - 2nd serve		Point to receiver - 1st serve		Point to server - 1st serve		Service Break




Match Statistics

試合統計 / Statistiques du match

	SVITOLINA Elina (4)	UKR	3	1
W	VONDROUSOVA Marketa	CZE	6	6
Match duration: 1h04min			34min	31min

Centre Court

Chair Umpire: JOSEPH Emmanuel (FRA)

SVITOLINA Elina (4)				VONDROUSOVA Marketa				
1 st Set	2 nd Set	3 rd Set	Total		1 st Set	2 nd Set	3 rd Set	Total
0	1		1	Total aces	0	0		0
2	1		3	Double faults	1	1		2
0	0		0	Service winners	0	0		0
15/32	14/20		29/52	1st serve	17/23	12/23		29/46
(47%)	(70%)		(56%)		(74%)	(52%)		(63%)
0	1		1	Aces on 1st serve	0	0		0
7/15	9/14		16/29	Points won on 1st serve	11/17	9/12		20/29
(47%)	(64%)		(55%)		(65%)	(75%)		(69%)
15/17	5/6		20/23	2nd Serve	5/6	10/11		15/17
(88%)	(83%)		(87%)		(83%)	(91%)		(88%)
0	0		0	Aces on 2nd Serve	0	0		0
8/17	0/6		8/23	Points won on 2nd serve	3/6	7/11		10/17
(47%)	(0%)		(35%)		(50%)	(64%)		(59%)
24	16		40	Total points won	31	27		58
9/23	7/23		16/46	Receiving points won	17/32	11/20		28/52
(39%)	(30%)		(35%)		(53%)	(55%)		(54%)
1/1	0/0		1/1	Break point conversions	3/5	2/2		5/7
(100%)	(0%)		(100%)		(60%)	(100%)		(71%)
8	2		10	Forehand winners	9	0		9
2	0		2	Backhand winners	3	3		6
5	9		14	Forced errors	1	8		9
14	15		29	Unforced errors	13	5		18
7/15	4/11		11/26	Net points won	3/6	3/4		6/10
(47%)	(36%)		(42%)		(50%)	(75%)		(60%)

	1 st Set					2 nd Set				
SVITOLINA Elina (4)	*0	1	*2	2	*3	3	*3	3	*3	3
VONDROUSOVA Marketa	1	*1	1	*2	3	*4	4	*5	6	

Note:
Total winners is the sum of total aces, service winners, forehand winners and backhand winners.

Legend:
W Winner * Server



Scorecard

スコアカード / Feuille d'arbitrage

W	BENCIC Belinda (9)	SUI	7	4	6
	RYBAKINA Elena (15)	KAZ	6 (2)	6	3
Match duration: 2h44min			73min	41min	50min

Court	Centre Court	Scoring Rule	Three tie-break sets
Chair Umpire	AZEMAR ENGZELL Louise (SWE)	Match Code	WS501
Started	15:07	Finished	17:52

1st Set

Game	Serving	BeBe	EIRy
Game 1	Elena Rybakina	0	1
Game 2	Belinda Bencic	1	1
Game 3	Elena Rybakina	2	1
Game 4	Belinda Bencic	2	2
Game 5	Elena Rybakina	2	3
Game 6	Belinda Bencic	2	4
Game 7	Elena Rybakina	2	5
Game 8	Belinda Bencic	3	5
Game 9	Elena Rybakina	4	5
Game 10	Belinda Bencic	5	5
Game 11	Elena Rybakina	5	6



Scorecard

スコアカード / Feuille d'arbitrage

Game 12: Belinda Bencic Serving

																				BeBe	EIRy	
84	85	86	87	88	89	90	91	92	93	94	95	96	97								6	6

TB - Belinda Bencic

																				BeBe	EIRy
99	100			103	104															7	6

TB - Elena Rybakina

																				BeBe	EIRy
98			101	102			105	106												(7)	(2)

2nd Set

Game 1: Belinda Bencic Serving

																				BeBe	EIRy
107	108	109	110	111	112	113	114													1	0

Game 2: Elena Rybakina Serving

																				BeBe	EIRy
115	116	117	118	119	120	121	122													2	0

Game 3: Belinda Bencic Serving

																				BeBe	EIRy
123	124	125	126	127																2	1

Game 4: Elena Rybakina Serving

																				BeBe	EIRy
128	129	130	131																	2	2

Game 5: Belinda Bencic Serving

																				BeBe	EIRy
132	133	134	135	136																3	2

Game 6: Elena Rybakina Serving

																				BeBe	EIRy
137	138	139	140																	3	3

Game 7: Belinda Bencic Serving

																				BeBe	EIRy
141	142	143	144	145																3	4

Game 8: Elena Rybakina Serving

																				BeBe	EIRy
146	147	148	149	150	151															3	5

Game 9: Belinda Bencic Serving

																				BeBe	EIRy
152	153	154	155	156	157															4	5

Game 10: Elena Rybakina Serving

																				BeBe	EIRy
158	159	160	161	162	163															4	6

3rd Set



Scorecard

スコアカード / Feuille d'arbitrage

Game 1: Belinda Bencic Serving														BeBe	EIRy	
														0	1	
164	165	166	167	168	169	170	171	172	173							
Game 2: Elena Rybakina Serving														BeBe	EIRy	
														0	2	
174	175	176	177	178	179											
Game 3: Belinda Bencic Serving														BeBe	EIRy	
														1	2	
180	181	182	183	184												
Game 4: Elena Rybakina Serving														BeBe	EIRy	
														2	2	
185	186	187	188	189	190											
Game 5: Belinda Bencic Serving														BeBe	EIRy	
														2	3	
191	192	193	194	195	196	197	198	199	200							
Game 6: Elena Rybakina Serving														BeBe	EIRy	
														3	3	
201	202	203	204	205	206	207	208	209	210							
Game 7: Belinda Bencic Serving														BeBe	EIRy	
														4	3	
211	212	213	214	215	216											
Game 8: Elena Rybakina Serving														BeBe	EIRy	
														5	3	
217	218	219	220	221												
Game 9: Belinda Bencic Serving														BeBe	EIRy	
														6	3	
222	223	224	225	226												

Incidents Summary:

Code of Conduct Violation: 1

Code Violation (Coaching) on BENCIC, Belinda (SUI) in Set 2, Game 3, Point 4 at 16:36 on 29 July 2021

Time Violation: 0



Ariake Tennis Park

有明テニスの森
Parc de Tennis d'Ariake

THU 29 JUL 2021

Tennis

テニス / Tennis

Women's Singles

女子シングルス / Simple femmes

Semifinals

準決勝 / Demi-finales



Scorecard

スコアカード / Feuille d'arbitrage

Legend:							
TB	Tie-break	W	Winner		Double fault		Point to receiver - 2nd serve
	Point to server - 2nd serve		Ace - 1st serve		Point to receiver - 1st serve		Point to server - 1st serve
	Service Break						





Match Statistics

試合統計 / Statistiques du match

W	BENCIC Belinda (9)	SUI	7	4	6
	RYBAKINA Elena (15)	KAZ	6 (2)	6	3
Match duration: 2h44min			74min	41min	50min

Centre Court

Chair Umpire: AZEMAR ENGZELL Louise (SWE)

BENCIC Belinda (9)				RYBAKINA Elena (15)				
1 st Set	2 nd Set	3 rd Set	Total		1 st Set	2 nd Set	3 rd Set	Total
2	1	2	5	Total aces	7	5	2	14
7	3	2	12	Double faults	4	1	2	7
0	1	0	1	Service winners	0	1	1	2
34/62	19/29	23/36	76/127	1st serve	21/44	23/28	15/27	59/99
(55%)	(66%)	(64%)	(60%)		(48%)	(82%)	(56%)	(60%)
2	1	2	5	Aces on 1st serve	7	5	2	14
21/34	13/19	14/23	48/76	Points won on 1st serve	17/21	16/23	8/15	41/59
(62%)	(68%)	(61%)	(63%)		(81%)	(70%)	(53%)	(69%)
21/28	7/10	11/13	39/51	2nd Serve	19/23	4/5	10/12	33/40
(75%)	(70%)	(85%)	(76%)		(83%)	(80%)	(83%)	(83%)
0	0	0	0	Aces on 2nd Serve	0	0	0	0
14/28	2/10	6/13	22/51	Points won on 2nd serve	7/23	3/5	3/12	13/40
(50%)	(20%)	(46%)	(43%)		(30%)	(60%)	(25%)	(33%)
55	24	36	115	Total points won	51	33	27	111
20/44	9/28	16/27	45/99	Receiving points won	27/62	14/29	16/36	57/127
(45%)	(32%)	(59%)	(45%)		(44%)	(48%)	(44%)	(45%)
2/4	1/2	3/4	6/10	Break point conversions	2/11	2/2	2/3	6/16
(50%)	(50%)	(75%)	(60%)		(18%)	(100%)	(67%)	(38%)
3	3	4	10	Forehand winners	10	4	5	19
7	1	2	10	Backhand winners	5	2	3	10
9	15	8	32	Forced errors	23	11	15	49
20	6	8	34	Unforced errors	20	7	13	40
1/1	1/2	2/3	4/6	Net points won	4/5	4/5	3/4	11/14
(100%)	(50%)	(67%)	(67%)		(80%)	(80%)	(75%)	(79%)

	1 st Set							2 nd Set							3 rd Set																		
BENCIC Belinda (9)	0	*1	2	*2	2	*3	4	*5	5	*6	7	*1	2	*2	2	*3	3	*3	3	*4	4	*0	0	*1	2	*2	3	*4	5	*6			
RYBAKINA Elena (15)	*1	1	*1	2	*3	4	*5	5	*5	5	*6	6	6	(2)	0	*0	1	*2	2	*3	4	*5	5	*6	1	*2	2	*2	3	*3	3	*3	3

Note:
Total winners is the sum of total aces, service winners, forehand winners and backhand winners.

Legend:
W Winner * Server




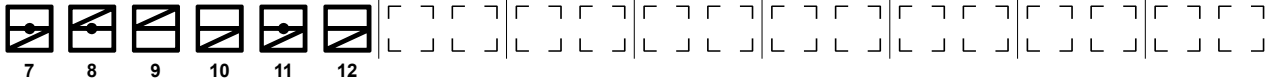

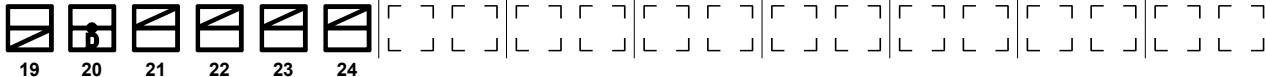

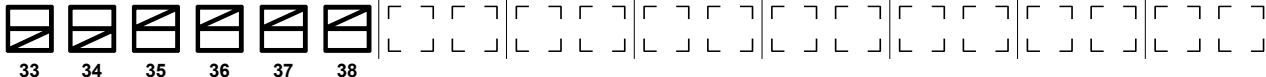

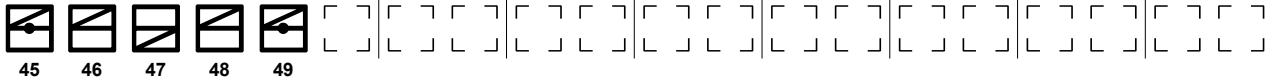

Scorecard

スコアカード / Feuille d'arbitrage


	SVITOLINA Elina (4)	UKR	3	1
W	VONDROUSOVA Marketa	CZE	6	6
Match duration: 1h04min			34min	30min

Court	Centre Court	Scoring Rule	Three tie-break sets
Chair Umpire	JOSEPH Emmanuel (FRA)	Match Code	WS502
Started	19:40	Finished	20:44

1st Set

Game	Serving	EISv	MaVo
Game 1: Elina Svitolina Serving		0	1
Game 2: Marketa Vondrousova Serving		1	1
Game 3: Elina Svitolina Serving		2	1
Game 4: Marketa Vondrousova Serving		2	2
Game 5: Elina Svitolina Serving		2	3
Game 6: Marketa Vondrousova Serving		2	4
Game 7: Elina Svitolina Serving		3	4
Game 8: Marketa Vondrousova Serving		3	5
Game 9: Elina Svitolina Serving		3	6

2nd Set

Game	Serving	EISv	MaVo
Game 1: Marketa Vondrousova Serving		0	1


Scorecard

スコアカード / Feuille d'arbitrage

Game 2: Elina Svitolina Serving

														EISv	MaVo	
															0	2
62	63	64	65	66	67	68	69									

Game 3: Marketa Vondrousova Serving

														EISv	MaVo	
															0	3
70	71	72	73	74												

Game 4: Elina Svitolina Serving

														EISv	MaVo	
															1	3
75	76	77	78	79	80											

Game 5: Marketa Vondrousova Serving

														EISv	MaVo	
															1	4
81	82	83	84	85	86											

Game 6: Elina Svitolina Serving

														EISv	MaVo	
															1	5
87	88	89	90	91	92											

Game 7: Marketa Vondrousova Serving

														EISv	MaVo	
															1	6
93	94	95	96	97	98											

Incidents Summary:

 Code of Conduct Violation: 0
 Time Violation: 0

Legend:							
	Winner		Double fault		Point to receiver - 2nd serve		Point to server - 2nd serve
	Ace - 1st serve		Point to receiver - 1st serve		Point to server - 1st serve		Service Break



Match Statistics

試合統計 / Statistiques du match

	RYBAKINA Elena (15)	KAZ	6	6 (5)	4
W	SVITOLINA Elina (4)	UKR	1	7	6
Match duration: 2h24min			28min	61min	55min

Centre Court

Chair Umpire: ZHANG Juan (CHN)

RYBAKINA Elena (15)				SVITOLINA Elina (4)				
1 st Set	2 nd Set	3 rd Set	Total		1 st Set	2 nd Set	3 rd Set	Total
1	2	1	4	Total aces	1	2	1	4
1	3	1	5	Double faults	2	1	3	6
0	1	1	2	Service winners	0	1	1	2
22/37	24/45	24/33	70/115	1st serve	9/14	30/43	24/43	63/100
(59%)	(53%)	(73%)	(61%)		(64%)	(70%)	(56%)	(63%)
1	2	1	4	Aces on 1st serve	1	2	1	4
14/22	17/24	13/24	44/70	Points won on 1st serve	4/9	21/30	18/24	43/63
(64%)	(71%)	(54%)	(63%)		(44%)	(70%)	(75%)	(68%)
14/15	18/21	8/9	40/45	2nd Serve	3/5	12/13	16/19	31/37
(93%)	(86%)	(89%)	(89%)		(60%)	(92%)	(84%)	(84%)
0	0	0	0	Aces on 2nd Serve	0	0	0	0
9/15	11/21	5/9	25/45	Points won on 2nd serve	1/5	7/13	7/19	15/37
(60%)	(52%)	(56%)	(56%)		(20%)	(54%)	(37%)	(41%)
32	43	36	111	Total points won	19	45	40	104
9/14	15/43	18/43	42/100	Receiving points won	14/37	17/45	15/33	46/115
(64%)	(35%)	(42%)	(42%)		(38%)	(38%)	(45%)	(40%)
2/3	1/1	1/3	4/7	Break point conversions	0/2	1/3	2/4	3/9
(67%)	(100%)	(33%)	(57%)		(0%)	(33%)	(50%)	(33%)
3	8	10	21	Forehand winners	1	5	8	14
5	11	7	23	Backhand winners	1	1	3	5
4	10	7	21	Forced errors	11	12	7	30
12	25	20	57	Unforced errors	12	7	10	29
2/3	6/8	2/7	10/18	Net points won	0/2	2/6	1/2	3/10
(67%)	(75%)	(29%)	(56%)		(0%)	(33%)	(50%)	(30%)

	1 st Set					2 nd Set								3 rd Set					
RYBAKINA Elena (15)	*1	1*2	3*4	5*6		0*1	2*3	3*3	3*4	4*5	5*6	6(5)		*1	2*3	3*4	4*4	4*4	4
SVITOLINA Elina (4)	0*1	1*1	1*1	1		*1	1*1	1*2	3*4	4*5	5*6	6	7	0*0	0*1	1*2	3*4	5*6	

Note:
Total winners is the sum of total aces, service winners, forehand winners and backhand winners.

Legend:
W Winner * Server



Scorecard

スコアカード / Feuille d'arbitrage

	RYBAKINA Elena (15)	KAZ	6	6 (5)	4
W	SVITOLINA Elina (4)	UKR	1	7	6
Match duration: 2h24min			28min	61min	55min

Court	Centre Court	Scoring Rule	Three tie-break sets
Chair Umpire	ZHANG Juan (CHN)	Match Code	WS602
Started	18:14	Finished	20:39

1st Set

Game 1: Elena Rybakina Serving														EIRy	EISv		
															1	0	
1	2	3	4	5	6												
Game 2: Elina Svitolina Serving														EIRy	EISv		
															1	1	
7	8	9	10	11													
Game 3: Elena Rybakina Serving														EIRy	EISv		
															2	1	
12	13	14	15	16	17	18	19	20	21	22	23	24	25	26	27	28	29
Game 4: Elina Svitolina Serving														EIRy	EISv		
															3	1	
30	31	32	33	34													
Game 5: Elena Rybakina Serving														EIRy	EISv		
															4	1	
35	36	37	38	39	40	41	42										
Game 6: Elina Svitolina Serving														EIRy	EISv		
															5	1	
43	44	45	46														
Game 7: Elena Rybakina Serving														EIRy	EISv		
															6	1	
47	48	49	50	51													

2nd Set

Game 1: Elina Svitolina Serving														EIRy	EISv		
															0	1	
52	53	54	55	56													
Game 2: Elena Rybakina Serving														EIRy	EISv		
															1	1	
57	58	59	60	61	62												
Game 3: Elina Svitolina Serving														EIRy	EISv		
															2	1	
63	64	65	66	67													



Scorecard

スコアカード / Feuille d'arbitrage

														EIRy	EISv
Game 4: Elena Rybakina Serving															
														3	1
68	69	70	71	72	73										
Game 5: Elina Svitolina Serving															
														3	2
74	75	76	77	78	79	80	81								
Game 6: Elena Rybakina Serving															
														3	3
82	83	84	85	86	87	88	89	90	91	92	93				
Game 7: Elina Svitolina Serving															
														3	4
94	95	96	97	98											
Game 8: Elena Rybakina Serving															
														4	4
99	100	101	102	103	104										
Game 9: Elina Svitolina Serving															
														4	5
105	106	107	108	109	110	111	112	113	114						
Game 10: Elena Rybakina Serving															
														5	5
115	116	117	118												
Game 11: Elina Svitolina Serving															
														5	6
119	120	121	122												
Game 12: Elena Rybakina Serving															
														6	6
123	124	125	126	127	128										
TB - Elena Rybakina															
														6	7
130	131		134	135		138	139								
TB - Elina Svitolina															
														(5)	(7)
129		132	133		136	137	140								
3rd Set															
Game 1: Elena Rybakina Serving															
														1	0
141	142	143	144	145	146	147	148								
Game 2: Elina Svitolina Serving															
														2	0
149	150	151	152	153	154										
Game 3: Elena Rybakina Serving															
														3	0
155	156	157	158	159	160	161	162	163	164						


Match Statistics

試合統計 / Statistiques du match

W	BENCIC Belinda (9)	SUI	7	2	6
	VONDROUSOVA Marketa	CZE	5	6	3
Match duration: 2h30min			59min	39min	52min

Centre Court

Chair Umpire: VELJOVIC Marijana (SRB)

BENCIC Belinda (9)				VONDROUSOVA Marketa				
1 st Set	2 nd Set	3 rd Set	Total		1 st Set	2 nd Set	3 rd Set	Total
0	0	0	0	Total aces	2	1	1	4
1	1	0	2	Double faults	0	3	2	5
0	1	0	1	Service winners	1	3	0	4
33/47	20/30	30/40	83/117	1st serve	27/39	13/23	15/28	55/90
(70%)	(67%)	(75%)	(71%)		(69%)	(57%)	(54%)	(61%)
0	0	0	0	Aces on 1st serve	2	1	1	4
19/33	12/20	18/30	49/83	Points won on 1st serve	16/27	10/13	8/15	34/55
(58%)	(60%)	(60%)	(59%)		(59%)	(77%)	(53%)	(62%)
13/14	9/10	10/10	32/34	2nd Serve	12/12	7/10	11/13	30/35
(93%)	(90%)	(100%)	(94%)		(100%)	(70%)	(85%)	(86%)
0	0	0	0	Aces on 2nd Serve	0	0	0	0
6/14	4/10	3/10	13/34	Points won on 2nd serve	3/12	6/10	2/13	11/35
(43%)	(40%)	(30%)	(38%)		(25%)	(60%)	(15%)	(31%)
45	23	39	107	Total points won	41	30	29	100
20/39	7/23	18/28	45/90	Receiving points won	22/47	14/30	19/40	55/117
(51%)	(30%)	(64%)	(50%)		(47%)	(47%)	(48%)	(47%)
3/5	0/0	3/5	6/10	Break point conversions	2/6	2/3	2/9	6/18
(60%)	(0%)	(60%)	(60%)		(33%)	(67%)	(22%)	(33%)
8	1	4	13	Forehand winners	10	7	6	23
9	2	4	15	Backhand winners	1	3	3	7
11	6	13	30	Forced errors	18	10	13	41
16	8	6	30	Unforced errors	10	8	18	36
9/15	2/3	4/7	15/25	Net points won	2/3	1/2	2/3	5/8
(60%)	(67%)	(57%)	(60%)		(67%)	(50%)	(67%)	(63%)

	1 st Set							2 nd Set					3 rd Set																
BENCIC Belinda (9)	*1	2	*2	2	*2	3	*4	4	*5	5	*6	7	*0	0	*1	1	*1	1	*2	2	*0	1	*2	3	*3	3	*4	5	*6
VONDROUSOVA Marketa	0	*0	1	*2	3	*3	3	*4	4	*5	5	*5	1	*2	2	*3	4	*5	5	*6	1	*1	1	*1	2	*3	3	*3	3

Note:
Total winners is the sum of total aces, service winners, forehand winners and backhand winners.

Legend:
W Winner * Server



Scorecard

スコアカード / Feuille d'arbitrage

W	BENCIC Belinda (9)	SUI	7	2	6
	VONDROUSOVA Marketa	CZE	5	6	3
Match duration: 2h30min			59min	39min	52min

Court	Centre Court	Scoring Rule	Three tie-break sets
Chair Umpire	VELJOVIC Marijana (SRB)	Match Code	WS601
Started	20:57	Finished	23:27

1st Set

Game	Serving	BeBe	MaVo
Game 1	Belinda Bencic	1	0
Game 2	Marketa Vondrousova	2	0
Game 3	Belinda Bencic	2	1
Game 4	Marketa Vondrousova	2	2
Game 5	Belinda Bencic	2	3
Game 6	Marketa Vondrousova	3	3
Game 7	Belinda Bencic	4	3
Game 8	Marketa Vondrousova	4	4
Game 9	Belinda Bencic	5	4
Game 10	Marketa Vondrousova	5	5
Game 11	Belinda Bencic	6	5



Ariake Tennis Park

有明テニスの森
Parc de Tennis d'Ariake

SAT 31 JUL 2021

Tennis

テニス / Tennis

Women's Singles

女子シングルス / Simple femmes

Gold Medal Match

決勝戦 / Match pour la médaille d'or



Scorecard

スコアカード / Feuille d'arbitrage

Game 12: Marketa Vondrousova Serving

82	83	84	85	86	[]	[]	[]	[]	[]	[]	[]	[]	[]	[]	[]	[]	BeBe	MaVo	7	5	☀
----	----	----	----	----	-----	-----	-----	-----	-----	-----	-----	-----	-----	-----	-----	-----	------	------	---	---	---

2nd Set

Game 1: Belinda Bencic Serving

87	88	89	90	91	92	93	94	95	96	97	98	99	100	[]	[]	[]	[]	[]	[]	[]	[]	[]	BeBe	MaVo	0	1	☀
----	----	----	----	----	----	----	----	----	----	----	----	----	-----	-----	-----	-----	-----	-----	-----	-----	-----	-----	------	------	---	---	---

Game 2: Marketa Vondrousova Serving

101	102	103	104	105	106	[]	[]	[]	[]	[]	[]	[]	[]	[]	[]	[]	[]	BeBe	MaVo	0	2
-----	-----	-----	-----	-----	-----	-----	-----	-----	-----	-----	-----	-----	-----	-----	-----	-----	-----	------	------	---	---

Game 3: Belinda Bencic Serving

107	108	109	110	111	112	[]	[]	[]	[]	[]	[]	[]	[]	[]	[]	[]	[]	BeBe	MaVo	1	2
-----	-----	-----	-----	-----	-----	-----	-----	-----	-----	-----	-----	-----	-----	-----	-----	-----	-----	------	------	---	---

Game 4: Marketa Vondrousova Serving

113	114	115	116	117	[]	[]	[]	[]	[]	[]	[]	[]	[]	[]	[]	[]	[]	BeBe	MaVo	1	3
-----	-----	-----	-----	-----	-----	-----	-----	-----	-----	-----	-----	-----	-----	-----	-----	-----	-----	------	------	---	---

Game 5: Belinda Bencic Serving

118	119	120	121	122	123	[]	[]	[]	[]	[]	[]	[]	[]	[]	[]	[]	[]	BeBe	MaVo	1	4	☀
-----	-----	-----	-----	-----	-----	-----	-----	-----	-----	-----	-----	-----	-----	-----	-----	-----	-----	------	------	---	---	---

Game 6: Marketa Vondrousova Serving

124	125	126	127	128	129	[]	[]	[]	[]	[]	[]	[]	[]	[]	[]	[]	[]	BeBe	MaVo	1	5
-----	-----	-----	-----	-----	-----	-----	-----	-----	-----	-----	-----	-----	-----	-----	-----	-----	-----	------	------	---	---

Game 7: Belinda Bencic Serving

130	131	132	133	134	[]	[]	[]	[]	[]	[]	[]	[]	[]	[]	[]	[]	[]	BeBe	MaVo	2	5
-----	-----	-----	-----	-----	-----	-----	-----	-----	-----	-----	-----	-----	-----	-----	-----	-----	-----	------	------	---	---

Game 8: Marketa Vondrousova Serving

135	136	137	138	139	140	[]	[]	[]	[]	[]	[]	[]	[]	[]	[]	[]	[]	BeBe	MaVo	2	6
-----	-----	-----	-----	-----	-----	-----	-----	-----	-----	-----	-----	-----	-----	-----	-----	-----	-----	------	------	---	---

3rd Set

Game 1: Belinda Bencic Serving

141	142	143	144	145	146	[]	[]	[]	[]	[]	[]	[]	[]	[]	[]	[]	[]	BeBe	MaVo	0	1	☀
-----	-----	-----	-----	-----	-----	-----	-----	-----	-----	-----	-----	-----	-----	-----	-----	-----	-----	------	------	---	---	---

Game 2: Marketa Vondrousova Serving

147	148	149	150	151	152	153	154	155	156	157	158	159	160	[]	[]	[]	[]	[]	[]	[]	[]	[]	[]	[]	[]	[]	[]	BeBe	MaVo	1	1	☀
-----	-----	-----	-----	-----	-----	-----	-----	-----	-----	-----	-----	-----	-----	-----	-----	-----	-----	-----	-----	-----	-----	-----	-----	-----	-----	-----	-----	------	------	---	---	---

Game 3: Belinda Bencic Serving

161	162	163	164	165	166	[]	[]	[]	[]	[]	[]	[]	[]	[]	[]	[]	[]	[]	BeBe	MaVo	2	1
-----	-----	-----	-----	-----	-----	-----	-----	-----	-----	-----	-----	-----	-----	-----	-----	-----	-----	-----	------	------	---	---

Game 4: Marketa Vondrousova Serving

167	168	169	170	[]	[]	[]	[]	[]	[]	[]	[]	[]	[]	[]	[]	[]	[]	BeBe	MaVo	3	1	☀
-----	-----	-----	-----	-----	-----	-----	-----	-----	-----	-----	-----	-----	-----	-----	-----	-----	-----	------	------	---	---	---





Ariake Tennis Park

有明テニスの森
Parc de Tennis d'Ariake

SAT 31 JUL 2021

Tennis
テニス / Tennis

Women's Singles
女子シングルス / Simple femmes

Gold Medal Match
決勝戦 / Match pour la médaille d'or



Scorecard

スコアカード / Feuille d'arbitrage

Game 5: Belinda Bencic Serving

														BeBe	MaVo	
171	172	173	174	175	176									3	2	

Game 6: Marketa Vondrousova Serving

														BeBe	MaVo	
177	178	179	180	181	182									3	3	

Game 7: Belinda Bencic Serving

														BeBe	MaVo	
183	184	185	186	187	188	189	190	191	192					4	3	

Game 8: Marketa Vondrousova Serving

														BeBe	MaVo	
193	194	195	196											5	3	

Game 9: Belinda Bencic Serving

														BeBe	MaVo	
197	198	199	200	201	202	203	204	205	206	207	208			6	3	

Incidents Summary:

Code of Conduct Violation: 0
Time Violation: 0

Legend:	Winner	Double fault	Point to receiver - 2nd serve	Point to server - 2nd serve
Ace - 1st serve	Point to receiver - 1st serve	Point to server - 1st serve	Service Break	





Entry List by Event

種目ごとのエントリーリスト / Liste d'inscriptions par épreuve

As of THU 22 JUL 2021

Event Order	Ranking 19 JUL 2021	Name	NOC Code	Qualified Type	Seed
1	2 3	KREJCIKOVA Barbora SINIAKOVA Katerina	CZE		1
2	10 10	AOYAMA Shuko SHIBAHARA Ena	JPN	HCP	2
3	21 12	BERTENS Kiki SCHUURS Demi	NED		3
4	13 27	MATTEK-SANDS Bethanie PEGULA Jessica	USA		4
5	20 20	CHAN Hao-Ching CHAN Latisha	TPE		5
6	1 41	BARTY Ashleigh SANDERS Storm	AUS		6
7	14 28	DABROWSKI Gabriela FICHMAN Sharon	CAN		7
8	9 36	MELICHAR Nicole RISKE Alison	USA		8
9	7 41	PLISKOVA Karolina VONDROUSOVA Marketa	CZE		
10	6 46	SVITOLINA Elina YASTREMSKA Dayana	UKR		
11	12 50	BENCIC Belinda GOLUBIC Viktorija	SUI		
12	1 62	MERTENS Elise van UYTVANCK Alison	BEL		
13	17 47	XU Yifan YANG Zhaoxuan	CHN		
14	19 47	JURAK Darija VEKIC Donna	CRO		
15	16 55	KUDERMETOVA Veronika VESNINA Elena	ROC		
16	22 53	OSTAPENKO Jelena SEVASTOVA Anastasija	LAT		
17	29 48	BADOSA Paula SORRIBES TORMO Sara	ESP		
18	73 5	GARCIA Caroline MLADENOVIC Kristina	FRA		
19	48 44	KICHENOK Liudmyla KICHENOK Nadiia	UKR		
20	43 52	DUAN Ying-Ying ZHENG Saisai	CHN		



Entry List by Event

種目ごとのエントリーリスト / Liste d'inscriptions par épreuve

As of THU 22 JUL 2021

Event Order	Ranking 19 JUL 2021	Name	NOC Code	Qualified Type	Seed
21	53 42	KRUNIC Aleksandra STOJANOVIC Nina	SRB		
22	58 40	NICULESCU Monica OLARU Raluca	ROU		
23	67 34	FRIEDSAM Anna-Lena SIEGEMUND Laura	GER		
24	62 57	HIBINO Nao NINOMIYA Makoto	JPN		
25	66 64	CORNET Alize FERRO Fiona	FRA		
26	50 99	PEREZ Ellen STOSUR Samantha	AUS		
27	45 106	LINETTE Magda ROSOLSKA Alicja	POL		
28	27 133	OLMOS Giuliana ZARAZUA Renata	MEX		
29	189 23	PIGOSSI Laura STEFANI Luisa	BRA		
30	9 206	MUGURUZA Garbine SUAREZ NAVARRO Carla	ESP		
31	137 100	MIRZA Sania RAINA Ankita	IND		
32	181 200	HSIEH Yu-Chieh HSU Chieh-Yu	TPE		

Note:
The ranking shown is the best of a player's Singles or Doubles World Ranking.

Legend:
HCP Host Nation Place



Draw
ドロー / Tableau
As of SUN 1 AUG 2021

Rank	1 st Round	Seed	NOC	2 nd Round	Quarterfinals	Semifinals	Final
2	KREJCIKOVA Barbora 3 SINIAKOVA Katerina	(1)	CZE	KREJCIKOVA B SINIAKOVA K (1)		Gold: KREJCIKOVA / SINIAKOVA Silver: BENCIC / GOLUBIC Bronze: PIGOSSI / STEFANI	CZE SUI BRA
	181 HSIEH Yu-Chieh 200 HSU Chieh-Yu		TPE	6-2 6-1	KREJCIKOVA B SINIAKOVA K (1)		
	27 OLMOS Giuliana 133 ZARAZUA Renata		MEX	BADOSA P SORRIBES TORMO S	6-2 5-7 [10-5]		
	29 BADOSA Paula 48 SORRIBES TORMO Sara		ESP	6-2 6-7(4) [10-7]		KREJCIKOVA B SINIAKOVA K (1)	
	17 XU Yifan 47 YANG Zhaoxuan		CHN	XU Y YANG Z	6-2 6-4 [18-16]	3-6 6-4 [10-7]	
	53 KRUNIC Aleksandra 42 STOJANOVIC Nina		SRB		BARTY A SANDERS S (6)		
	62 HIBINO Nao 57 NINOMIYA Makoto		JPN	BARTY A SANDERS S (6)	6-4 6-4		
	1 BARTY Ashleigh 41 SANDERS Storm	(6)	AUS	6-1 6-2			KREJCIKOVA B SINIAKOVA K (1)
	21 BERTENS Kiki 12 SCHUURS Demi	(3)	NED	BERTENS K SCHUURS D (3)	7-6(4) 5-7 [11-9]		6-3 3-6 [10-6]
	73 GARCIA Caroline 5 MLADENOVIC Kristina		FRA		KUDERMETOVA V VESNINA E	6-2 3-6 [10-7]	
	16 KUDERMETOVA Veronika 55 VESNINA Elena		ROC	KUDERMETOVA V VESNINA E	6-2 7-5	KUDERMETOVA V VESNINA E	
	67 FRIEDSAM Anna-Lena 34 SIEGEMUND Laura		GER			6-2 6-1	
	48 KICHENOK Liudmyla 44 KICHENOK Nadiia		UKR	KICHENOK L KICHENOK N			
	137 MIRZA Sania 100 RAINA Ankita		IND	0-6 7-6(0) [10-8]	KICHENOK L KICHENOK N	7-6(4) 6-2	
	104 ERRANI Sara 92 PAOLINI Jasmine (ALT)		ITA	ERRANI S PAOLINI J (ALT)			Gold Medal
	9 MELICHRAR Nicole 36 RISKE Alison	(8)	USA	6-3 5-7 [10-2]			KREJCIKOVA B SINIAKOVA K (1)
	14 DABROWSKI Gabriela 28 FICHMAN Sharon	(7)	CAN	PIGOSSI L STEFANI L	7-6(3) 6-4		7-5 6-1
	189 PIGOSSI Laura 23 STEFANI Luisa		BRA		PIGOSSI L STEFANI L	2-6 6-4 [13-11]	
	7 PLISKOVA Karolina 41 VONDROUSOVA Marketa		CZE	PLISKOVA K VONDROUSOVA M	6-2 6-1	PIGOSSI L STEFANI L	
	43 DUAN Ying-Ying 52 ZHENG Saisai		CHN			1-6 6-3 [10-6]	
	66 CORNET Alize 64 FERRO Fiona		FRA	CORNET A FERRO F			
	6 SVITOLINA Elina 46 YASTREMSKA Dayana		UKR		MATTEK-SANDS B PEGULA J (4)	6-1 6-4	
	45 LINETTE Magda 106 ROSOLSKA Alicia		POL	MATTEK-SANDS B PEGULA J (4)	6-1 6-3		BENCIC B GOLUBIC V
	13 MATTEK-SANDS Bethanie 27 PEGULA Jessica	(4)	USA				7-5 6-3
	20 CHAN Hao-Ching 20 CHAN Latisha	(5)	TPE	NICULESCU M OLARU R	7-5 1-6 [10-6]		
	58 NICULESCU Monica 40 OLARU Raluca		ROU		PEREZ E STOSUR S	7-6(3) 7-5	
	50 PEREZ Ellen 99 STOSUR Samantha		AUS	PEREZ E STOSUR S	4-6 6-1 [10-5]	BENCIC B GOLUBIC V	6-4 6-4
	22 OSTAPENKO Jelena 53 SEVASTOVA Anastasija		LAT				
	9 MUGURUZA Garbine 206 SUAREZ NAVARRO Carla		ESP	MUGURUZA G SUAREZ NAVARRO C			
	1 MERTENS Elise 62 van UYTVANCK Alison		BEL	6-3 7-6(4)	BENCIC B GOLUBIC V	3-6 6-1 [11-9]	
	12 BENCIC Belinda 50 GOLUBIC Viktorija		SUI	BENCIC B GOLUBIC V	6-4 6-7(5) [10-5]	KUDERMETOVA V VESNINA E	Bronze Medal
	10 AOYAMA Shuko 10 SHIBAHARA Ena (HCP)	(2)	JPN				PIGOSSI L STEFANI L
							4-6 6-4 [11-9]

Note:
Ranking as of 19 JUL 2021.
The ranking shown is the best of a player's Singles or Doubles World Ranking.

Legend:
ALT Alternate **HCP** Host Nation Place



Match Statistics

試合統計 / Statistiques du match

W	KREJCIKOVA Barbora SINIAKOVA Katerina (1)	CZE	6	6
	HSIEH Yu-Chieh HSU Chieh-Yu	TPE	2	1
Match duration: 1h00min			27min	33min

Court 9

Chair Umpire: DUMUSOIS Damien (FRA)

KREJCIKOVA B/SINIAKOVA K (1)				HSIEH YC/HSU CY				
1 st Set	2 nd Set	Match Tie-break	Total		1 st Set	2 nd Set	Match Tie-break	Total
1	2		3	Total aces	1	0		1
3	1		4	Double faults	2	1		3
0	0		0	Service winners	0	0		0
14/23	14/21		28/44	1st serve	13/21	11/24		24/45
(61%)	(67%)		(64%)	Aces on 1st serve	(62%)	(46%)		(53%)
1	2		3	Points won on 1st serve	1	0		1
12/14	13/14		25/28	2nd Serve	9/13	5/11		14/24
(86%)	(93%)		(89%)	Aces on 2nd Serve	(69%)	(45%)		(58%)
6/9	6/7		12/16	Points won on 2nd serve	6/8	12/13		18/21
(67%)	(86%)		(75%)	Total points won	(75%)	(92%)		(86%)
0	0		0	Receiving points won	0	0		0
5/9	2/7		7/16	Break point conversions	2/8	4/13		6/21
(56%)	(29%)		(44%)		(25%)	(31%)		(29%)
27	30		57	Forehand winners	17	15		32
10/21	15/24		25/45	Backhand winners	6/23	6/21		12/44
(48%)	(63%)		(56%)	Forced errors	(26%)	(29%)		(27%)
2/3	3/6		5/9	Unforced errors	0/1	0/5		0/6
(67%)	(50%)		(56%)		(0%)	(0%)		(0%)
5	12		17		2	1		3
0	1		1		1	1		2
7	9		16		14	6		20
4	4		8		3	8		11

	1 st Set					2 nd Set								
Krejckova/Siniakova (1)	0*	1	2*	3*	4	5*	6	0*	1	2*	3	4*	5	6
Hsieh/Hsu	*1	1*	1*	1*	2	2*	2	*1	1*	1*	1*	1*	1*	1*

Note:
Total winners is the sum of total aces, service winners, forehand winners and backhand winners.

Legend:
W Winner * Server



Scorecard

スコアカード / Feuille d'arbitrage

W	KREJCIKOVA Barbora SINIAKOVA Katerina (1)	CZE	6	6
	HSIEH Yu-Chieh HSU Chieh-Yu	TPE	2	1
Match duration: 1h00min			27min	33min

Court	Court 9	Scoring Rule	Match tie-break
Chair Umpire	DUMUSOIS Damien (FRA)	Match Code	WD101
Started	13:47	Finished	14:47

1st Set

Game	Serving	Game Score	BK/KS	YH/CH
Game 1	Chieh-Yu Hsu	0-1	0	1
Game 2	Barbora Krejcikova	1-1	1	1
Game 3	Yu-Chieh Hsieh	2-1	2	1
Game 4	Katerina Siniakova	3-1	3	1
Game 5	Chieh-Yu Hsu	3-2	3	2
Game 6	Barbora Krejcikova	4-2	4	2
Game 7	Yu-Chieh Hsieh	5-2	5	2
Game 8	Katerina Siniakova	6-2	6	2

2nd Set

Game 1	Chieh-Yu Hsu	0-1	0	1
Game 2	Barbora Krejcikova	1-1	1	1



Scorecard

スコアカード / Feuille d'arbitrage

Game 3: Yu-Chieh Hsieh Serving

														BK/KS	YH/CH		
															2	1	
65	66	67	68	69	70												

Game 4: Katerina Siniakova Serving

														BK/KS	YH/CH		
															3	1	
71	72	73	74														

Game 5: Chieh-Yu Hsu Serving

														BK/KS	YH/CH		
															4	1	
75	76	77	78	79	80												

Game 6: Barbora Krejckova Serving

														BK/KS	YH/CH		
															5	1	
81	82	83	84	85													

Game 7: Yu-Chieh Hsieh Serving

														BK/KS	YH/CH		
															6	1	
86	87	88	89														

Incidents Summary:

Code of Conduct Violation: 0
Time Violation: 0

Legend:							
	Winner		Double fault		Point to receiver - 2nd serve		Point to server - 2nd serve
	Ace - 1st serve		Point to receiver - 1st serve		Point to server - 1st serve		Service Break



Match Statistics

試合統計 / Statistiques du match

	OLMOS Giuliana ZARAZUA Renata	MEX	2	7	[7]
W	BADOSA Paula SORRIBES TORMO Sara	ESP	6	6 (4)	[10]
Match duration: 1h40min			29min	57min	14min

Court 10

Chair Umpire: RASK Christian (DEN)

OLMOS G/ZARAZUA R				BADOSA P/SORRIBES TORMO S				
1 st Set	2 nd Set	Match Tie-break	Total		1 st Set	2 nd Set	Match Tie-break	Total
0	1	0	1	Total aces	2	0	0	2
0	0	0	0	Double faults	0	0	0	0
0	0	0	0	Service winners	1	0	0	1
15/16	40/48	7/9	62/73	1st serve	24/30	26/34	7/8	57/72
(94%)	(83%)	(78%)	(85%)	Aces on 1st serve	(80%)	(76%)	(88%)	(79%)
0	1	0	1	Points won on 1st serve	2	0	0	2
4/15	26/40	5/7	35/62	2nd Serve	14/24	15/26	7/7	36/57
(27%)	(65%)	(71%)	(56%)	Aces on 2nd Serve	(58%)	(58%)	(100%)	(63%)
1/1	8/8	2/2	11/11	Points won on 2nd serve	6/6	8/8	1/1	15/15
(100%)	(100%)	(100%)	(100%)	Total points won	(100%)	(100%)	(100%)	(100%)
0	0	0	0	Receiving points won	0	0	0	0
0/1	5/8	1/2	6/11	Break point conversions	2/6	6/8	0/1	8/15
(0%)	(63%)	(50%)	(55%)	Forehand winners	(33%)	(75%)	(0%)	(53%)
18	44	7	69	Backhand winners	28	38	10	76
14/30	13/34	1/8	28/72	Forced errors	12/16	17/48	3/9	32/73
(47%)	(38%)	(13%)	(39%)	Unforced errors	(75%)	(35%)	(33%)	(44%)
2/3	2/2	0/0	4/5		3/6	2/6	0/0	5/12
(67%)	(100%)	(0%)	(80%)		(50%)	(33%)	(0%)	(42%)
7	9	3	19		9	10	3	22
1	4	1	6		2	4	1	7
11	13	5	29		9	16	3	28
3	11	1	15		1	14	0	15

	1 st Set						2 nd Set						Match Tie-break																							
Olmos/Zarazua	1	1	2*	2*	2*	2*	0*	0	1*	2*	2*	3*	4*	4*	5*	5*	6*	7	*1	1	1	*2*	3*	4	4*	5*	5*	5	5*	6*	6*	6*	*7			
Badosa/Sorribes Tormo	*0	*1	*1	2*	3*	4*	5*	6	*1	2*	2*	2*	3*	3*	4*	5*	5*	6*	6	6(4)	0*	*1*	*2	2	2*	2*	3*	3	4*	5*	6*	6	7*	8*	9	10

Note:
Total winners is the sum of total aces, service winners, forehand winners and backhand winners.

Legend:
W Winner * Server



Scorecard

スコアカード / Feuille d'arbitrage

	OLMOS Giuliana ZARAZUA Renata	MEX	2	7	[7]
W	BADOSA Paula SORRIBES TORMO Sara	ESP	6	6 (4)	[10]
Match duration: 1h40min			29min	57min	14min

Court	Court 10	Scoring Rule	Match tie-break
Chair Umpire	RASK Christian (DEN)	Match Code	WD102
Started	16:11	Finished	17:51

1st Set

Game	Serving	GO/RZ	PB/SS
Game 1	Paula Badosa	1	0
Game 2	Renata Zarazua	1	1
Game 3	Sara Sorribes Tormo	2	1
Game 4	Giuliana Olmos	2	2
Game 5	Paula Badosa	2	3
Game 6	Renata Zarazua	2	4
Game 7	Sara Sorribes Tormo	2	5
Game 8	Giuliana Olmos	2	6

2nd Set

Game	Serving	GO/RZ	PB/SS
Game 1	Paula Badosa	0	1
Game 2	Renata Zarazua	0	2



Scorecard

スコアカード / Feuille d'arbitrage

Game	Serving	GO/RZ	PB/SS
Game 3: Sara Sorribes Tormo	Serving	1	2
Game 4: Giuliana Olmos	Serving	2	2
Game 5: Paula Badosa	Serving	2	3
Game 6: Renata Zarazua	Serving	3	3
Game 7: Sara Sorribes Tormo	Serving	4	3
Game 8: Giuliana Olmos	Serving	4	4
Game 9: Paula Badosa	Serving	4	5
Game 10: Renata Zarazua	Serving	5	5
Game 11: Sara Sorribes Tormo	Serving	5	6
Game 12: Giuliana Olmos	Serving	6	6
TB - Giuliana Olmos		7	6
TB - Renata Zarazua			
TB - Paula Badosa			
TB - Sara Sorribes Tormo		(7)	(4)

Match Tie-break



Ariake Tennis Park

有明テニスの森
Parc de Tennis d'Ariake

SUN 25 JUL 2021

Tennis

テニス / Tennis

Women's Doubles

女子ダブルス / Double femmes

First Round

1回戦 / 1er tour



Scorecard

スコアカード / Feuille d'arbitrage

TB - Giuliana Olmos								GO/RZ	PB/SS
<input type="checkbox"/>	<input type="checkbox"/>	<input checked="" type="checkbox"/>	<input checked="" type="checkbox"/>	<input type="checkbox"/>	<input type="checkbox"/>	<input checked="" type="checkbox"/>	<input checked="" type="checkbox"/>		
		132	133			140	141		
TB - Renata Zarazua								GO/RZ	PB/SS
<input checked="" type="checkbox"/>	<input type="checkbox"/>	<input type="checkbox"/>	<input type="checkbox"/>	<input checked="" type="checkbox"/>	<input checked="" type="checkbox"/>	<input checked="" type="checkbox"/>	<input checked="" type="checkbox"/>		
		129		136	137	144	145		
TB - Paula Badosa								GO/RZ	PB/SS
<input type="checkbox"/>	<input checked="" type="checkbox"/>	<input checked="" type="checkbox"/>	<input type="checkbox"/>	<input type="checkbox"/>	<input checked="" type="checkbox"/>	<input checked="" type="checkbox"/>	<input type="checkbox"/>		
		130	131			138	139		
TB - Sara Sorribes Tormo								GO/RZ	PB/SS
<input type="checkbox"/>	<input type="checkbox"/>	<input checked="" type="checkbox"/>	<input checked="" type="checkbox"/>	<input type="checkbox"/>	<input type="checkbox"/>	<input checked="" type="checkbox"/>	<input checked="" type="checkbox"/>	[7]	[10]
		134	135			142	143		

Incidents Summary:

Code of Conduct Violation: 0
Time Violation: 0

Legend:							
TB	Tie-break	W	Winner	<input checked="" type="checkbox"/>	Point to receiver - 2nd serve	<input checked="" type="checkbox"/>	Point to server - 2nd serve
<input checked="" type="checkbox"/>	Ace - 1st serve	<input checked="" type="checkbox"/>	Point to receiver - 1st serve	<input checked="" type="checkbox"/>	Point to server - 1st serve	<input checked="" type="checkbox"/>	Service Break



Match Statistics

試合統計 / Statistiques du match

W	XU Yifan YANG Zhaoxuan	CHN	4	6	[18]
	KRUNIC Aleksandra STOJANOVIC Nina	SRB	6	4	[16]
Match duration: 2h02min			39min	57min	26min

Court 7

Chair Umpire: EL JENNATI Mohamed (MAR)

XU Y/YANG Z				KRUNIC A/STOJANOVIC N				
1 st Set	2 nd Set	Match Tie-break	Total		1 st Set	2 nd Set	Match Tie-break	Total
1	0	0	1	Total aces	2	1	0	3
1	3	0	4	Double faults	0	1	0	1
0	0	0	0	Service winners	2	0	0	2
23/31	24/32	14/17	61/80	1st serve	17/30	34/54	14/17	65/101
(74%)	(75%)	(82%)	(76%)		(57%)	(63%)	(82%)	(64%)
1	0	0	1	Aces on 1st serve	2	1	0	3
15/23	17/24	5/14	37/61	Points won on 1st serve	12/17	19/34	6/14	37/65
(65%)	(71%)	(36%)	(61%)		(71%)	(56%)	(43%)	(57%)
7/8	5/8	3/3	15/19	2nd Serve	13/13	19/20	3/3	35/36
(88%)	(63%)	(100%)	(79%)		(100%)	(95%)	(100%)	(97%)
0	0	0	0	Aces on 2nd Serve	0	0	0	0
3/8	3/8	2/3	8/19	Points won on 2nd serve	10/13	9/20	0/3	19/36
(38%)	(38%)	(67%)	(42%)		(77%)	(45%)	(0%)	(53%)
26	46	18	90	Total points won	35	40	16	91
8/30	26/54	11/17	45/101	Receiving points won	13/31	12/32	10/17	35/80
(27%)	(48%)	(65%)	(45%)		(42%)	(38%)	(59%)	(44%)
0/3	2/6	0/0	2/9	Break point conversions	1/3	1/3	0/0	2/6
(0%)	(33%)	(0%)	(22%)		(33%)	(33%)	(0%)	(33%)
4	7	6	17	Forehand winners	5	6	4	15
6	5	1	12	Backhand winners	4	4	2	10
11	7	8	26	Forced errors	10	20	8	38
6	18	2	26	Unforced errors	2	9	2	13

	1 st Set				2 nd Set				Match Tie-break																																		
Xu/Yang	*0	0	*1	1	2	2	*3	3	*4	4	*1	1	*1	2	*3	3	*4	4	*5	5	*6	6	*1	1	1	*1	*2	3	4	*5	*5	6	6	*7	*7	8	8	*8	*8	9	10	*10	*10
Krunic/Stojanovic	1	*2	2	*3	*3	*4	4	*5	5	*6	0	*1	2	*2	2	*3	3	*4	4	*4	0	*1	*2	3	3	*3	*3	3	4	*4	*5	5	6	*6	*7	8	9	*9	*9	10			

	Match Tie-break																	
Xu/Yang	*10	11	12	*12	*13	13	14	*14	*15	15	16	*16	*17	18				
Krunic/Stojanovic	11	*11	*11	12	12	*13	*13	14	14	*15	*15	16	16	*16				



Ariake Tennis Park

有明テニスの森
Parc de Tennis d'Ariake

SAT 24 JUL 2021

Tennis

テニス / Tennis

Women's Doubles

女子ダブルス / Double femmes

First Round

1回戦 / 1er tour



Match Statistics

試合統計 / Statistiques du match

Note:

Total winners is the sum of total aces, service winners, forehand winners and backhand winners.

Legend:

W Winner

*

Server



Scorecard

スコアカード / Feuille d'arbitrage

W	XU Yifan YANG Zhaoxuan	CHN	4	6	[18]
	KRUNIC Aleksandra STOJANOVIC Nina	SRB	6	4	[16]
Match duration: 2h02min			39min	58min	25min

Court	Court 7	Scoring Rule	Match tie-break
Chair Umpire	EL JENNATI Mohamed (MAR)	Match Code	WD103
Started	16:34	Finished	18:37

1st Set

Game	Serving	YX/ZY	AK/NS
Game 1	Yifan Xu	0	1
Game 2	Aleksandra Kronic	0	2
Game 3	Zhaoxuan Yang	1	2
Game 4	Nina Stojanovic	1	3
Game 5	Yifan Xu	2	3
Game 6	Aleksandra Kronic	2	4
Game 7	Zhaoxuan Yang	3	4
Game 8	Nina Stojanovic	3	5
Game 9	Yifan Xu	4	5
Game 10	Aleksandra Kronic	4	6

2nd Set



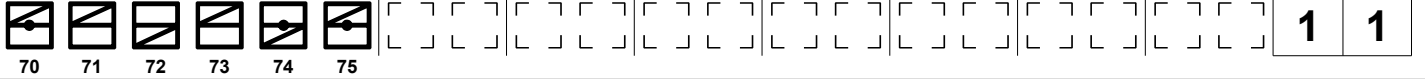
Scorecard

スコアカード / Feuille d'arbitrage

Game 1: Zhaoxuan Yang Serving



Game 2: Nina Stojanovic Serving




Game 3: Yifan Xu Serving



Game 4: Aleksandra Krunic Serving



Game 5: Zhaoxuan Yang Serving



Game 6: Nina Stojanovic Serving




Game 7: Yifan Xu Serving



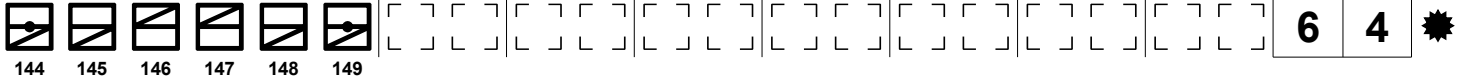
Game 8: Aleksandra Krunic Serving



Game 9: Zhaoxuan Yang Serving

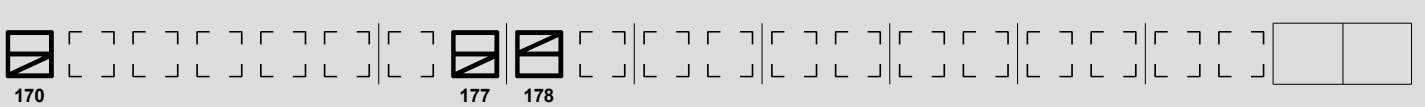


Game 10: Nina Stojanovic Serving

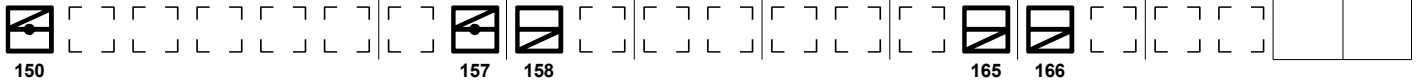


Match Tie-break

TB - Yifan Xu



TB - Zhaoxuan Yang





Match Statistics

試合統計 / Statistiques du match

	HIBINO Nao NINOMIYA Makoto	JPN	1	2
W	BARTY Ashleigh SANDERS Storm (6)	AUS	6	6
Match duration: 0h49min			23min	26min

Court 5

Chair Umpire: ROBEIN Alexandre (FRA)

HIBINO N/NINOMIYA M				BARTY A/SANDERS S (6)				
1 st Set	2 nd Set	Match Tie-break	Total		1 st Set	2 nd Set	Match Tie-break	Total
0	0		0	Total aces	3	0		3
2	2		4	Double faults	0	0		0
0	0		0	Service winners	0	0		0
22/30	11/15		33/45	1st serve	11/15	22/32		33/47
(73%)	(73%)		(73%)		(73%)	(69%)		(70%)
0	0		0	Aces on 1st serve	2	0		2
11/22	9/11		20/33	Points won on 1st serve	9/11	17/22		26/33
(50%)	(82%)		(61%)		(82%)	(77%)		(79%)
6/8	2/4		8/12	2nd Serve	4/4	10/10		14/14
(75%)	(50%)		(67%)		(100%)	(100%)		(100%)
0	0		0	Aces on 2nd Serve	1	0		1
1/8	1/4		2/12	Points won on 2nd serve	3/4	6/10		9/14
(13%)	(25%)		(17%)		(75%)	(60%)		(64%)
15	19		34	Total points won	30	28		58
3/15	9/32		12/47	Receiving points won	18/30	5/15		23/45
(20%)	(28%)		(26%)		(60%)	(33%)		(51%)
0/0	0/0		0/0	Break point conversions	3/7	1/1		4/8
(0%)	(0%)		(0%)		(43%)	(100%)		(50%)
1	1		2	Forehand winners	1	2		3
1	1		2	Backhand winners	2	3		5
4	9		13	Forced errors	5	8		13
8	9		17	Unforced errors	3	1		4

	1 st Set					2 nd Set									
Hibino/Ninomiya	*0	0	*0	0	*1	1	*1	0	0	*1	1	1	2	2	*2
Barty/Sanders (6)	1	*2	3	*4	4	*5	6	*1	*2	2	*3	*4	*4	*5	6

Note:

Total winners is the sum of total aces, service winners, forehand winners and backhand winners.

Legend:
W Winner

*

Server



Scorecard

スコアカード / Feuille d'arbitrage

	HIBINO Nao NINOMIYA Makoto	JPN	1	2
W	BARTY Ashleigh SANDERS Storm (6)	AUS	6	6
Match duration: 0h50min			23min	27min

Court	Court 5	Scoring Rule	Match tie-break
Chair Umpire	ROBEIN Alexandre (FRA)	Match Code	WD104
Started	14:10	Finished	15:00

1st Set

Game	Serving	NH/MN	AB/SS
Game 1	Nao Hibino	0	1
Game 2	Ashleigh Barty	0	2
Game 3	Makoto Ninomiya	0	3
Game 4	Storm Sanders	0	4
Game 5	Nao Hibino	1	4
Game 6	Ashleigh Barty	1	5
Game 7	Makoto Ninomiya	1	6

2nd Set

Game	Serving	NH/MN	AB/SS
Game 1	Ashleigh Barty	0	1
Game 2	Nao Hibino	1	1
Game 3	Storm Sanders	1	2



Scorecard

スコアカード / Feuille d'arbitrage

Game 4: Makoto Ninomiya Serving

														NH/MN	AB/SS		
															1	3	
63	64	65	66	67													

Game 5: Ashleigh Barty Serving

														NH/MN	AB/SS		
															1	4	
68	69	70	71	72													

Game 6: Nao Hibino Serving

														NH/MN	AB/SS		
															2	4	
73	74	75	76	77	78												

Game 7: Storm Sanders Serving

														NH/MN	AB/SS		
															2	5	
79	80	81	82	83													

Game 8: Makoto Ninomiya Serving

														NH/MN	AB/SS		
															2	6	
84	85	86	87	88													

Incidents Summary:

Code of Conduct Violation: 0
Time Violation: 0

Legend:					
	Winner		Ace - 2nd serve		Double fault
	Point to server - 2nd serve		Ace - 1st serve		Point to receiver - 1st serve
	Service Break		Point to receiver - 2nd serve		Point to server - 1st serve



Match Statistics

試合統計 / Statistiques du match

W	BERTENS Kiki SCHUURS Demi (3)	NED	7	5	[11]
	GARCIA Caroline MLADENOVIC Kristina	FRA	6 (4)	7	[9]
Match duration: 2h06min			55min	55min	16min

Court 9

Chair Umpire: RAMOS Carlos (POR)

BERTENS K/SCHUURS D (3)				GARCIA C/MLADENOVIC K				
1 st Set	2 nd Set	Match Tie-break	Total		1 st Set	2 nd Set	Match Tie-break	Total
3	1	0	4	Total aces	0	0	0	0
4	4	0	8	Double faults	5	1	2	8
0	0	0	0	Service winners	0	0	0	0
34/54	33/43	8/10	75/107	1st serve	26/41	30/42	5/10	61/93
(63%)	(77%)	(80%)	(70%)	Aces on 1st serve	0	0	0	0
3	1	0	4	Points won on 1st serve	18/26	22/30	4/5	44/61
23/34	23/33	4/8	50/75	2nd Serve	10/15	11/12	3/5	24/32
(68%)	(70%)	(50%)	(67%)	Aces on 2nd Serve	0	0	0	0
16/20	6/10	2/2	24/32	Points won on 2nd serve	6/15	7/12	1/5	14/32
(80%)	(60%)	(100%)	(75%)	Total points won	46	46	9	101
0	0	0	0	Receiving points won	22/54	17/43	4/10	43/107
9/20	3/10	2/2	14/32	Break point conversions	2/7	1/7	0/0	3/14
(45%)	(30%)	(100%)	(44%)	Forehand winners	9	10	4	23
49	39	11	99	Backhand winners	3	4	0	7
17/41	13/42	5/10	35/93	Forced errors	10	15	4	29
(41%)	(31%)	(50%)	(38%)	Unforced errors	18	7	3	28
2/2	0/2	0/0	2/4					
(100%)	(0%)	(0%)	(50%)					
12	14	1	27					
5	2	2	9					
19	16	3	38					
15	16	2	33					

	1 st Set							2 nd Set							Match Tie-break																									
Bertens/Schuurs (3)	0	*0	0	*1	1	*2	3	*4	4	*5	6	*6	7	*1	1	*2	2	*3	3	*4	4	*5	5	*5	5	*1	2	*3	*3	4	4	*5	*6	7	7	*8	*8	8	8	
Garcia/Mladenovic	*1	2	*3	3	*4	4	*4	4	*5	5	*5	6	6(4)	0	*1	1	*2	2	*3	3	*4	4	*5	6	*7	0	*0	*1	1	2	*2	*3	3	3	*3	*4	4	5	*6	*7

	Match Tie-break				
Bertens/Schuurs (3)	*8	*8	9	10	*11
Garcia/Mladenovic	8	9	*9	*9	9



Ariake Tennis Park

有明テニスの森
Parc de Tennis d'Ariake

SUN 25 JUL 2021

Tennis
テニス / Tennis

Women's Doubles
女子ダブルス / Double femmes

First Round
1回戦 / 1er tour



Match Statistics

試合統計 / Statistiques du match

Note:

Total winners is the sum of total aces, service winners, forehand winners and backhand winners.

Legend:

W Winner * Server



Scorecard

スコアカード / Feuille d'arbitrage

W	BERTENS Kiki SCHUURS Demi (3)	NED	7	5	[11]
	GARCIA Caroline MLADENOVIC Kristina	FRA	6 (4)	7	[9]
Match duration: 2h09min			59min	55min	15min

Court	Court 9	Scoring Rule	Match tie-break
Chair Umpire	RAMOS Carlos (POR)	Match Code	WD105
Started	19:31	Finished	21:40

1st Set

Game	Serving	Score	KB/DS	CG/KM
Game 1	Caroline Garcia	0-1	0	1
Game 2	Kiki Bertens	0-2	0	2
Game 3	Kristina Mladenovic	0-3	0	3
Game 4	Demi Schuurs	1-3	1	3
Game 5	Caroline Garcia	1-4	1	4
Game 6	Kiki Bertens	2-4	2	4
Game 7	Kristina Mladenovic	3-4	3	4
Game 8	Demi Schuurs	4-4	4	4
Game 9	Caroline Garcia	4-5	4	5
Game 10	Kiki Bertens	5-5	5	5



Scorecard

スコアカード / Feuille d'arbitrage

Game 11: Kristina Mladenovic Serving

																				KB/DS	CG/KM	
69	70	71	72	73	74	75	76	77	78											6	5	

Game 12: Demi Schuurs Serving

																				KB/DS	CG/KM	
79	80	81	82	83	84	85	86													6	6	

TB - Kiki Bertens

																				KB/DS	CG/KM
88	89							96	97											7	6

TB - Demi Schuurs

																				KB/DS	CG/KM
						92	93														

TB - Caroline Garcia

																				KB/DS	CG/KM
87								94	95												

TB - Kristina Mladenovic

																				KB/DS	CG/KM
				90	91															(7)	(4)

2nd Set

Game 1: Kiki Bertens Serving

																				KB/DS	CG/KM
98	99	100	101	102	103															1	0

Game 2: Caroline Garcia Serving

																				KB/DS	CG/KM
104	105	106	107	108	109	110	111													1	1

Game 3: Demi Schuurs Serving

																				KB/DS	CG/KM
112	113	114	115	116	117	118	119													2	1

Game 4: Kristina Mladenovic Serving

																				KB/DS	CG/KM
120	121	122	123	124	125	126	127	128	129	130	131									2	2

Game 5: Kiki Bertens Serving

																				KB/DS	CG/KM
132	133	134	135	136	137	138	139	140	141											3	2

Game 6: Caroline Garcia Serving

																				KB/DS	CG/KM
142	143	144	145	146	147	148	149													3	3

Game 7: Demi Schuurs Serving

																				KB/DS	CG/KM
150	151	152	153	154	155	156	157													4	3

Game 8: Kristina Mladenovic Serving

																				KB/DS	CG/KM
158	159	160	161	162																4	4



















Scorecard

スコアカード / Feuille d'arbitrage

















Game 9: Kiki Bertens Serving

																5	4
163	164	165	166	167													

















Game 10: Caroline Garcia Serving

																5	5
168	169	170	171	172													

Game 11: Demi Schuurs Serving

















																5	6
173	174	175	176	177	178												

Game 12: Kristina Mladenovic Serving

																5	7
179	180	181	182														

Match Tie-break

TB - Kiki Bertens

																	
183					190	191						198	199				

















TB - Demi Schuurs

																	
			186	187											202		

TB - Caroline Garcia

																	
			184	185											200	201	

TB - Kristina Mladenovic

																[11]	[9]
					188	189									196	197	

Incidents Summary:

Code of Conduct Violation: 0
Time Violation: 0



Ariake Tennis Park

有明テニスの森
Parc de Tennis d'Ariake

SUN 25 JUL 2021

Tennis

テニス / Tennis

Women's Doubles

女子ダブルス / Double femmes

First Round

1回戦 / 1er tour



Scorecard

スコアカード / Feuille d'arbitrage

Legend:							
TB	Tie-break	W	Winner		Double fault		Point to receiver - 2nd serve
	Point to server - 2nd serve		Ace - 1st serve		Point to receiver - 1st serve		Point to server - 1st serve
	Service Break						





Match Statistics

試合統計 / Statistiques du match

W	KUDERMETOVA Veronika VESNINA Elena	ROC	6	7
	FRIEDSAM Anna-Lena SIEGEMUND Laura	GER	2	5
Match duration: 1h15min			28min	47min

Court 11

Chair Umpire: ROCHA Aline (BRA)

KUDERMETOVA V/VESNINA E				FRIEDSAM AL/SIEGEMUND L				
1 st Set	2 nd Set	Match Tie-break	Total		1 st Set	2 nd Set	Match Tie-break	Total
1	2		3	Total aces	0	0		0
0	1		1	Double faults	1	2		3
1	0		1	Service winners	0	0		0
12/23	27/34		39/57	1st serve	13/20	28/37		41/57
(52%)	(79%)		(68%)		(65%)	(76%)		(72%)
1	2		3	Aces on 1st serve	0	0		0
12/12	21/27		33/39	Points won on 1st serve	8/13	21/28		29/41
(100%)	(78%)		(85%)		(62%)	(75%)		(71%)
11/11	6/7		17/18	2nd Serve	6/7	7/9		13/16
(100%)	(86%)		(94%)		(86%)	(78%)		(81%)
0	0		0	Aces on 2nd Serve	0	0		0
5/11	4/7		9/18	Points won on 2nd serve	1/7	3/9		4/16
(45%)	(57%)		(50%)		(14%)	(33%)		(25%)
28	38		66	Total points won	15	33		48
11/20	13/37		24/57	Receiving points won	6/23	9/34		15/57
(55%)	(35%)		(42%)		(26%)	(26%)		(26%)
2/3	1/2		3/5	Break point conversions	0/0	0/0		0/0
(67%)	(50%)		(60%)		(0%)	(0%)		(0%)
6	9		15	Forehand winners	2	4		6
2	5		7	Backhand winners	1	5		6
8	19		27	Forced errors	13	15		28
4	5		9	Unforced errors	5	7		12

	1 st Set					2 nd Set												
Kudermetova/Vesnina	1*	2	2*	3	4*	5	5*	6										
Friedsam/Siegemund	*0	0	*1	1	*1	1	*2	2	*1	1*	2	2*	3	*4	4*	5	6*	7

Note:
Total winners is the sum of total aces, service winners, forehand winners and backhand winners.

Legend:
W Winner * Server



Scorecard

スコアカード / Feuille d'arbitrage

W	KUDERMETOVA Veronika VESNINA Elena	ROC	6	7
	FRIEDSAM Anna-Lena SIEGEMUND Laura	GER	2	5
Match duration: 1h15min			29min	46min

Court	Court 11	Scoring Rule	Match tie-break
Chair Umpire	ROCHA Aline (BRA)	Match Code	WD106
Started	18:26	Finished	19:42

1st Set

Game	Serving	VK/EV	AF/LS
Game 1	Anna-Lena Friedsam	1	0
Game 2	Elena Vesnina	2	0
Game 3	Laura Siegemund	2	1
Game 4	Veronika Kudermetova	3	1
Game 5	Anna-Lena Friedsam	4	1
Game 6	Elena Vesnina	5	1
Game 7	Laura Siegemund	5	2
Game 8	Veronika Kudermetova	6	2

2nd Set

Game	Serving	VK/EV	AF/LS
Game 1	Laura Siegemund	0	1
Game 2	Elena Vesnina	1	1



Scorecard

スコアカード / Feuille d'arbitrage

Game	Serving	Points	VK/EV	AF/LS
Game 3:	Anna-Lena Friedsam	58 59 60 61	1	2
Game 4:	Veronika Kudermetova	62 63 64 65 66 67 68 69	2	2
Game 5:	Laura Siegemund	70 71 72 73 74 75	2	3
Game 6:	Elena Vesnina	76 77 78 79 80	3	3
Game 7:	Anna-Lena Friedsam	81 82 83 84 85	3	4
Game 8:	Veronika Kudermetova	86 87 88 89 90 91	4	4
Game 9:	Laura Siegemund	92 93 94 95 96 97	4	5
Game 10:	Elena Vesnina	98 99 100 101 102	5	5
Game 11:	Anna-Lena Friedsam	103 104 105 106 107 108 109 110	6	5
Game 12:	Veronika Kudermetova	111 112 113 114	7	5

Incidents Summary:

Code of Conduct Violation: 0

Time Violation: 1

Time Violation on FRIEDSAM, Anna-Lena (GER) / SIEGEMUND, Laura (GER) in Set 2, Game 4, Point 7 at 19:13 on 24 July 2021



Ariake Tennis Park

有明テニスの森
Parc de Tennis d'Ariake

SAT 24 JUL 2021

Tennis

テニス / Tennis

Women's Doubles

女子ダブルス / Double femmes

First Round

1回戦 / 1er tour



Scorecard

スコアカード / Feuille d'arbitrage

Legend:							
W	Winner		Double fault		Point to receiver - 2nd serve		Point to server - 2nd serve
	Ace - 1st serve		Point to receiver - 1st serve		Point to server - 1st serve		Service Break





Match Statistics

試合統計 / Statistiques du match

W	KICHENOK Liudmyla KICHENOK Nadiia	UKR	0	7	[10]
	MIRZA Sania RAINA Ankita	IND	6	6 (0)	[8]
Match duration: 1h33min			20min	59min	14min

Court 11

Chair Umpire: HELWERTH Nico (GER)

KICHENOK L/KICHENOK N				MIRZA S/RAINA A				
1 st Set	2 nd Set	Match Tie-break	Total		1 st Set	2 nd Set	Match Tie-break	Total
0	0	0	0	Total aces	0	0	0	0
1	3	1	5	Double faults	0	1	1	2
0	0	0	0	Service winners	0	0	0	0
9/18	35/50	3/9	47/77	1st serve	11/15	25/38	5/9	41/62
(50%)	(70%)	(33%)	(61%)	Aces on 1st serve	(73%)	(66%)	(56%)	(66%)
0	0	0	0	Points won on 1st serve	0	0	0	0
3/9	25/35	3/3	31/47	2nd Serve	10/11	18/25	2/5	30/41
(33%)	(71%)	(100%)	(66%)	Aces on 2nd Serve	(91%)	(72%)	(40%)	(73%)
8/9	12/15	5/6	25/30	Points won on 2nd serve	4/4	12/13	3/4	19/21
(89%)	(80%)	(83%)	(83%)	Total points won	(100%)	(92%)	(75%)	(90%)
0	0	0	0	Receiving points won	0	0	0	0
3/9	7/15	2/6	12/30	Break point conversions	2/4	5/13	2/4	9/21
(33%)	(47%)	(33%)	(40%)	Forehand winners	(50%)	(38%)	(50%)	(43%)
9	47	10	66	Backhand winners	24	41	8	73
3/15	15/38	5/9	23/62	Forced errors	12/18	18/50	4/9	34/77
(20%)	(39%)	(56%)	(37%)	Unforced errors	(67%)	(36%)	(44%)	(44%)
0/0	1/1	0/0	1/1		3/5	1/4	0/0	4/9
(0%)	(100%)	(0%)	(100%)		(60%)	(25%)	(0%)	(44%)
2	8	3	13		2	6	0	8
2	3	2	7		6	2	1	9
5	24	6	35		4	28	3	35
11	9	1	21		1	8	2	11

	1 st Set				2 nd Set							Match Tie-break																					
Kichenok/Kichenok	0*	0	0*	0*	0	*1	1*	2	2*	2*	3	4*	5	5*	6	7	*1	2	3*	4*	5	6	7*	8*	8	8	8*	8*	8	8	8*	9	10
Mirza/Raina	*1	2*	3	4*	5	6	*1	1*	2	2*	3	4*	5	5*	5*	6	6	0	0	*0	*0	0	0	1*	2*	3	4	5*	6*	7	8	8	*8

Note:
Total winners is the sum of total aces, service winners, forehand winners and backhand winners.

Legend:
W Winner * Server



Scorecard

スコアカード / Feuille d'arbitrage

W	KICHENOK Liudmyla KICHENOK Nadiia	UKR	0	7	[10]
	MIRZA Sania RAINA Ankita	IND	6	6 (0)	[8]
Match duration: 1h33min			21min	58min	14min

Court	Court 11	Scoring Rule	Match tie-break
Chair Umpire	HELWERTH Nico (GER)	Match Code	WD107
Started	11:10	Finished	12:43

1st Set

Game 1: Ankita Raina Serving													LK/NK	SM/AR
													0	1
1	2	3	4	5										
Game 2: Liudmyla Kichenok Serving													LK/NK	SM/AR
													0	2
6	7	8	9	10	11									
Game 3: Sania Mirza Serving													LK/NK	SM/AR
													0	3
12	13	14	15	16										
Game 4: Nadiia Kichenok Serving													LK/NK	SM/AR
													0	4
17	18	19	20	21	22									
Game 5: Ankita Raina Serving													LK/NK	SM/AR
													0	5
23	24	25	26	27										
Game 6: Liudmyla Kichenok Serving													LK/NK	SM/AR
													0	6
28	29	30	31	32	33									

2nd Set

Game 1: Sania Mirza Serving													LK/NK	SM/AR
													0	1
34	35	36	37	38	39									
Game 2: Liudmyla Kichenok Serving													LK/NK	SM/AR
													1	1
40	41	42	43	44	45									
Game 3: Ankita Raina Serving													LK/NK	SM/AR
													1	2
46	47	48	49	50	51	52	53							
Game 4: Nadiia Kichenok Serving													LK/NK	SM/AR
													2	2
54	55	56	57	58	59									



Scorecard

スコアカード / Feuille d'arbitrage

Game	Serving	Score	LK/NK	SM/AR
Game 5	Sania Mirza	60-64	2	3
Game 6	Liudmyla Kichenok	65-80	2	4
Game 7	Ankita Raina	81-86	2	5
Game 8	Nadiia Kichenok	87-91	3	5
Game 9	Sania Mirza	92-97	4	5
Game 10	Liudmyla Kichenok	98-105	5	5
Game 11	Ankita Raina	106-109	5	6
Game 12	Nadiia Kichenok	110-114	6	6
TB - Liudmyla Kichenok		116-117	7	6
TB - Nadiia Kichenok		120-121		
TB - Sania Mirza		115		
TB - Ankita Raina		118-119	(7)	(0)
Match Tie-break				
TB - Liudmyla Kichenok		122-130, 137-138		
TB - Nadiia Kichenok		125-126, 133-134		



Match Statistics

試合統計 / Statistiques du match

W	ERRANI Sara PAOLINI Jasmine (ALT)	ITA	6	5	[10]
	MELICHAR Nicole RISKE Alison (8)	USA	3	7	[2]
Match duration: 1h34min			30min	54min	10min

Court 11

Chair Umpire: THOMSON Kelly (GBR)

ERRANI S/PAOLINI J (ALT)				MELICHAR N/RISKE A (8)				
1 st Set	2 nd Set	Match Tie-break	Total		1 st Set	2 nd Set	Match Tie-break	Total
1	0	0	1	Total aces	0	1	0	1
0	1	0	1	Double faults	1	2	0	3
0	2	0	2	Service winners	0	1	0	1
22/24	31/49	6/6	59/79	1st serve	16/20	25/33	5/6	46/59
(92%)	(63%)	(100%)	(75%)	Aces on 1st serve	(80%)	(76%)	(83%)	(78%)
1	0	0	1	Points won on 1st serve	0	1	0	1
16/22	19/31	5/6	40/59	2nd Serve	7/16	17/25	1/5	25/46
(73%)	(61%)	(83%)	(68%)	Aces on 2nd Serve	(44%)	(68%)	(20%)	(54%)
2/2	17/18	0/0	19/20	Points won on 2nd serve	3/4	6/8	1/1	10/13
(100%)	(94%)	(0%)	(95%)	Total points won	(75%)	(75%)	(100%)	(77%)
0	0	0	0	Receiving points won	0	0	0	0
1/2	9/18	0/0	10/20	Break point conversions	2/4	5/8	0/1	7/13
(50%)	(50%)	(0%)	(50%)	Forehand winners	(50%)	(63%)	(0%)	(54%)
28	39	10	77	Backhand winners	16	43	2	61
11/20	11/33	5/6	27/59	Forced errors	7/24	21/49	1/6	29/79
(55%)	(33%)	(83%)	(46%)	Unforced errors	(29%)	(43%)	(17%)	(37%)
2/3	1/2	0/0	3/5		1/1	2/5	0/0	3/6
(67%)	(50%)	(0%)	(60%)		(100%)	(40%)	(0%)	(50%)
0	5	1	6		3	16	0	19
0	3	2	5		2	3	0	5
5	15	1	21		8	18	4	30
1	7	1	9		2	11	3	16

	1 st Set					2 nd Set					Match Tie-break										
Errani/Paolini (ALT)	*1	2*2	3*4	4*5	5*6	0*1	1*2	2*3	3*3	4*5	5*5	1*2	*3	4	5*6	*6	7	7*8	*9	10	
Melichar/Riske (8)	0*0	1*1	1*2	2*3	3	*1	1*2	2*3	3*4	5*5	5*6	7	*0	0	0*0	*0	0	1*1	*2	2	*2

Note:
Total winners is the sum of total aces, service winners, forehand winners and backhand winners.

Legend:
ALT Alternate W Winner * Server



Scorecard

スコアカード / Feuille d'arbitrage

W	ERRANI Sara PAOLINI Jasmine (ALT)	ITA	6	5	[10]
	MELICHAR Nicole RISKE Alison (8)	USA	3	7	[2]
Match duration: 1h34min			30min	54min	10min

Court	Court 11	Scoring Rule	Match tie-break
Chair Umpire	THOMSON Kelly (GBR)	Match Code	WD108
Started	19:13	Finished	20:47

1st Set

Game	Serving	SE	JP	NM	AR	SE/JN	NM/AR				
Game 1	Jasmine Paolini	1	2	3	4	5	6	1	0		
Game 2	Alison Riske	7	8	9	10	11	12	13	14	2	0
Game 3	Sara Errani	15	16	17	18	19				2	1
Game 4	Nicole Melichar	20	21	22	23	24				3	1
Game 5	Jasmine Paolini	25	26	27	28	29	30			4	1
Game 6	Alison Riske	31	32	33	34	35				4	2
Game 7	Sara Errani	36	37	38	39	40	41			5	2
Game 8	Nicole Melichar	42	43	44	45	46	47			5	3
Game 9	Jasmine Paolini	48	49	50	51	52				6	3

2nd Set

Game	Serving	SE	JP	NM	AR	SE/JN	NM/AR	
Game 1	Alison Riske	53	54	55	56	57	0	1



Scorecard

スコアカード / Feuille d'arbitrage

														SE/JP	NM/AR
Game 2: Jasmine Paolini Serving														1	1
58	59	60	61	62											
Game 3: Nicole Melichar Serving														1	2
63	64	65	66	67	68	69	70								
Game 4: Sara Errani Serving														2	2
71	72	73	74												
Game 5: Alison Riske Serving														2	3
75	76	77	78												
Game 6: Jasmine Paolini Serving														3	3
79	80	81	82	83	84										
Game 7: Nicole Melichar Serving														3	4
85	86	87	88	89	90										
Game 8: Sara Errani Serving														3	5
91	92	93	94	95	96	97	98	99	100	101	102				
Game 9: Alison Riske Serving														4	5
103	104	105	106	107											
Game 10: Jasmine Paolini Serving														5	5
108	109	110	111	112	113	114	115	116	117	118	119				
Game 11: Nicole Melichar Serving														5	6
120	121	122	123	124											
Game 12: Sara Errani Serving														5	7
125	126	127	128	129	130	131	132	133	134						
Match Tie-break															
TB - Sara Errani															
					140	141									
TB - Jasmine Paolini															
	136	137					144	145							
TB - Nicole Melichar															
			138	139					146						



Match Statistics

試合統計 / Statistiques du match

	DABROWSKI Gabriela FICHMAN Sharon (7)	CAN	6 (3)	4
W	PIGOSSI Laura STEFANI Luisa	BRA	7	6
Match duration: 1h32min			53min	39min

Court 8

Chair Umpire: CINKO Adelka (CRO)

DABROWSKI G/FICHMAN S (7)				PIGOSSI L/STEFANI L				
1 st Set	2 nd Set	Match Tie-break	Total		1 st Set	2 nd Set	Match Tie-break	Total
1	0		1	Total aces	4	0		4
2	0		2	Double faults	2	0		2
4	0		4	Service winners	0	2		2
26/39	18/26		44/65	1st serve	34/42	22/28		56/70
(67%)	(69%)		(68%)		(81%)	(79%)		(80%)
1	0		1	Aces on 1st serve	4	0		4
22/26	9/18		31/44	Points won on 1st serve	25/34	15/22		40/56
(85%)	(50%)		(70%)		(74%)	(68%)		(71%)
11/13	8/8		19/21	2nd Serve	6/8	6/6		12/14
(85%)	(100%)		(90%)		(75%)	(100%)		(86%)
0	0		0	Aces on 2nd Serve	0	0		0
3/13	6/8		9/21	Points won on 2nd serve	5/8	4/6		9/14
(23%)	(75%)		(43%)		(63%)	(67%)		(64%)
37	24		61	Total points won	44	30		74
12/42	9/28		21/70	Receiving points won	14/39	11/26		25/65
(29%)	(32%)		(30%)		(36%)	(42%)		(38%)
1/2	1/3		2/5	Break point conversions	1/2	2/3		3/5
(50%)	(33%)		(40%)		(50%)	(67%)		(60%)
10	7		17	Forehand winners	10	4		14
1	2		3	Backhand winners	2	3		5
15	11		26	Forced errors	9	6		15
12	10		22	Unforced errors	6	9		15

	1 st Set						2 nd Set							
Dabrowski/Fichman (7)	*1	1*2	2*3	3*4	4*5	5*5	6	6(3)	0*0	0*1	1*2	2*3	4*4	
Pigossi/Stefani	0	*1	1*2	2*3	3*4	4*5	6*6	7	*1	2*3	3*4	4*5	5*5	6

Note:
Total winners is the sum of total aces, service winners, forehand winners and backhand winners.

Legend:
W Winner * Server



Scorecard

スコアカード / Feuille d'arbitrage

	DABROWSKI Gabriela FICHMAN Sharon (7)	CAN	6 (3)	4
W	PIGOSSI Laura STEFANI Luisa	BRA	7	6
Match duration: 1h33min			54min	39min

Court	Court 8	Scoring Rule	Match tie-break
Chair Umpire	CINKO Adelka (CRO)	Match Code	WD109
Started	11:13	Finished	12:46

1st Set

Game	Serving	Score	GD/SF	LP/LS
Game 1	Gabriela Dabrowski	1-0	1	0
Game 2	Luisa Stefani	1-1	1	1
Game 3	Sharon Fichman	2-1	2	1
Game 4	Laura Pigossi	2-2	2	2
Game 5	Gabriela Dabrowski	3-2	3	2
Game 6	Luisa Stefani	3-3	3	3
Game 7	Sharon Fichman	4-3	4	3
Game 8	Laura Pigossi	4-4	4	4
Game 9	Gabriela Dabrowski	5-4	5	4
Game 10	Luisa Stefani	5-5	5	5



Scorecard

スコアカード / Feuille d'arbitrage

Game	Serving	Score	GD/SF	LP/LS
Game 11	Sharon Fichman	5-6		
Game 12	Laura Pigossi	6-6		
Game 13	Gabriela Dabrowski	6-7		
Game 14	Sharon Fichman			
Game 15	Laura Pigossi			
Game 16	Luisa Stefani	(3)-(7)		
2nd Set				
Game 17	Laura Pigossi	0-1		
Game 18	Gabriela Dabrowski	0-2		
Game 19	Luisa Stefani	0-3		
Game 20	Sharon Fichman	1-3		
Game 21	Laura Pigossi	1-4		
Game 22	Gabriela Dabrowski	2-4		
Game 23	Luisa Stefani	2-5		
Game 24	Sharon Fichman	3-5		



Ariake Tennis Park

有明テニスの森
Parc de Tennis d'Ariake

SAT 24 JUL 2021

Tennis

テニス / Tennis

Women's Doubles

女子ダブルス / Double femmes

First Round

1回戦 / 1er tour



Scorecard

スコアカード / Feuille d'arbitrage

Game 9: Laura Pigossi Serving

												GD/SF	LP/LS					
																4	5	
125	126	127	128	129	130													

Game 10: Gabriela Dabrowski Serving

												GD/SF	LP/LS					
																4	6	
131	132	133	134	135	136													

Incidents Summary:

Code of Conduct Violation: 0
Time Violation: 0

Legend:							
	Tie-break		Winner		Double fault		Point to receiver - 2nd serve
	Point to server - 2nd serve		Ace - 1st serve		Point to receiver - 1st serve		Point to server - 1st serve
	Service Break						





Match Statistics

試合統計 / Statistiques du match

W	PLISKOVA Karolina VONDROUSOVA Marketa	CZE	6	6
	DUAN Ying-Ying ZHENG Saisai	CHN	2	1
Match duration: 0h56min			27min	29min

Court 9

Chair Umpire: SWEENEY Thomas (AUS)

PLISKOVA K/VONDROUSOVA M				DUAN YY/ZHENG S				
1 st Set	2 nd Set	Match Tie-break	Total		1 st Set	2 nd Set	Match Tie-break	Total
1	0		1	Total aces	0	0		0
1	2		3	Double faults	1	1		2
0	1		1	Service winners	0	0		0
13/22	17/22		30/44	1st serve	13/21	15/22		28/43
(59%)	(77%)		(68%)	Aces on 1st serve	(62%)	(68%)		(65%)
1	0		1	Points won on 1st serve	0	0		0
10/13	14/17		24/30	2nd Serve	2/13	6/15		8/28
(77%)	(82%)		(80%)	Aces on 2nd Serve	(15%)	(40%)		(29%)
8/9	3/5		11/14	Points won on 2nd serve	7/8	6/7		13/15
(89%)	(60%)		(79%)	Total points won	(88%)	(86%)		(87%)
0	0		0	Receiving points won	0	0		0
4/9	2/5		6/14	Break point conversions	5/8	3/7		8/15
(44%)	(40%)		(43%)		(63%)	(43%)		(53%)
28	29		57		15	15		30
14/21	13/22		27/43	Forehand winners	8/22	6/22		14/44
(67%)	(59%)		(63%)	Backhand winners	(36%)	(27%)		(32%)
3/4	2/4		5/8	Forced errors	1/1	0/0		1/1
(75%)	(50%)		(63%)	Unforced errors	(100%)	(0%)		(100%)
7	3		10		1	3		4
1	0		1		2	3		5
3	3		6		10	8		18
9	6		15		9	17		26

	1 st Set					2 nd Set							
Pliskova/Vondrousova	*1	2*	3	4*	4*	5	6	*1	2*	3	4*	5*	6
Duan/Zheng	0*	0*	0*	1*	2*	2*	2*	0*	0*	0*	0*	1*	1

Note:
Total winners is the sum of total aces, service winners, forehand winners and backhand winners.

Legend:
W Winner * Server



Scorecard

スコアカード / Feuille d'arbitrage

W	PLISKOVA Karolina VONDROUSOVA Marketa	CZE	6	6
	DUAN Ying-Ying ZHENG Saisai	CHN	2	1
Match duration: 0h56min			27min	29min

Court	Court 9	Scoring Rule	Match tie-break
Chair Umpire	SWEENEY Thomas (AUS)	Match Code	WD110
Started	17:47	Finished	18:43

1st Set

Game	Serving	KP/MV	YD/SZ
Game 1	Karolina Pliskova	1	0
Game 2	Ying-Ying Duan	2	0
Game 3	Marketa Vondrousova	3	0
Game 4	Saisai Zheng	4	0
Game 5	Karolina Pliskova	4	1
Game 6	Ying-Ying Duan	4	2
Game 7	Marketa Vondrousova	5	2
Game 8	Saisai Zheng	6	2

2nd Set

Game	Serving	KP/MV	YD/SZ
Game 1	Karolina Pliskova	1	0
Game 2	Ying-Ying Duan	2	0



Scorecard

スコアカード / Feuille d'arbitrage

Game 3: Marketa Vondrousova Serving

														KP/MV	YD/SZ	
															3	0
62	63	64	65	66	67											

Game 4: Saisai Zheng Serving

														KP/MV	YD/SZ	
															4	0
68	69	70	71													

Game 5: Karolina Pliskova Serving

														KP/MV	YD/SZ	
															5	0
72	73	74	75	76	77											

Game 6: Ying-Ying Duan Serving

														KP/MV	YD/SZ	
															5	1
78	79	80	81	82	83											

Game 7: Marketa Vondrousova Serving

														KP/MV	YD/SZ	
															6	1
84	85	86	87													

Incidents Summary:

Code of Conduct Violation: 0
Time Violation: 0

Legend:							
	Winner		Double fault		Point to receiver - 2nd serve		Point to server - 2nd serve
	Ace - 1st serve		Point to receiver - 1st serve		Point to server - 1st serve		Service Break



Match Statistics

試合統計 / Statistiques du match

W	CORNET Alize FERRO Fiona	FRA	6	6
	SVITOLINA Elina YASTREMSKA Dayana	UKR	2	4
Match duration: 1h20min			36min	44min

Court 6

Chair Umpire: THOMSON Kelly (GBR)

CORNET A/FERRO F				SVITOLINA E/YASTREMSKA D				
1 st Set	2 nd Set	Match Tie-break	Total		1 st Set	2 nd Set	Match Tie-break	Total
1	1		2	Total aces	1	1		2
0	0		0	Double faults	1	1		2
0	0		0	Service winners	0	1		1
19/29	18/32		37/61	1st serve	20/31	11/25		31/56
(66%)	(56%)		(61%)	Aces on 1st serve	(65%)	(44%)		(55%)
1	1		2	Points won on 1st serve	10/20	7/11		17/31
16/19	15/18		31/37	2nd Serve	10/11	13/14		23/25
(84%)	(83%)		(84%)	Aces on 2nd Serve	(91%)	(93%)		(92%)
10/10	14/14		24/24	Points won on 2nd serve	5/11	6/14		11/25
(100%)	(100%)		(100%)	Total points won	24	25		49
0	0		0	Receiving points won	9/29	12/32		21/61
4/10	5/14		9/24	Break point conversions	(31%)	(38%)		(34%)
(40%)	(36%)		(38%)		0/4	1/4		1/8
36	32		68	Forehand winners	(0%)	(25%)		(13%)
16/31	12/25		28/56	Backhand winners	6	4		10
(52%)	(48%)		(50%)	Forced errors	0	3		3
2/3	2/2		4/5	Unforced errors	10	18		28
(67%)	(100%)		(80%)		10	6		16
10	3		13					
3	4		7					
5	6		11					
12	9		21					

	1 st Set					2 nd Set										
Cornet/Ferro	1*	2	3*	4	4*	5*	6	0*	1	1*	2	3*	3	4*	5*	6
Svitolina/Yastremska	*0	0*	0*	0*	1	1*	2	*1	1*	2	2*	2	3*	3*	4	4

Note:
Total winners is the sum of total aces, service winners, forehand winners and backhand winners.

Legend:
W Winner * Server



Scorecard

スコアカード / Feuille d'arbitrage

W	CORNET Alize FERRO Fiona	FRA	6	6
	SVITOLINA Elina YASTREMSKA Dayana	UKR	2	4
Match duration: 1h20min			37min	43min

Court	Court 6	Scoring Rule	Match tie-break
Chair Umpire	THOMSON Kelly (GBR)	Match Code	WD111
Started	15:30	Finished	16:51

1st Set

Game	Serving	AC/FF	ES/DY
Game 1	Dayana Yastremska	1	0
Game 2	Fiona Ferro	2	0
Game 3	Elina Svitolina	3	0
Game 4	Alize Cornet	4	0
Game 5	Dayana Yastremska	4	1
Game 6	Fiona Ferro	5	1
Game 7	Elina Svitolina	5	2
Game 8	Alize Cornet	6	2

2nd Set

Game	Serving	AC/FF	ES/DY
Game 1	Dayana Yastremska	0	1
Game 2	Fiona Ferro	1	1



Scorecard

スコアカード / Feuille d'arbitrage

Game	Serving	AC/FF	ES/DY
Game 3:	Elina Svitolina	1	2
Game 4:	Alize Cornet	2	2
Game 5:	Dayana Yastremska	3	2
Game 6:	Fiona Ferro	3	3
Game 7:	Elina Svitolina	4	3
Game 8:	Alize Cornet	5	3
Game 9:	Dayana Yastremska	5	4
Game 10:	Fiona Ferro	6	4

Incidents Summary:

Code of Conduct Violation: 0
Time Violation: 0

Legend:			
Winner	Double fault	Point to receiver - 2nd serve	Point to server - 2nd serve
Ace - 1st serve	Point to receiver - 1st serve	Point to server - 1st serve	Service Break


Match Statistics

試合統計 / Statistiques du match

	LINETTE Magda ROSOLSKA Alicja	POL	1	3
W	MATTEK-SANDS Bethanie PEGULA Jessica (4)	USA	6	6
Match duration: 1h12min			25min	47min

Court 11

Chair Umpire: CINKO Adelka (CRO)

LINETTE M/ROSOLSKA A				MATTEK-SANDS B/PEGULA J (4)				
1 st Set	2 nd Set	Match Tie-break	Total		1 st Set	2 nd Set	Match Tie-break	Total
0	1		1	Total aces	0	0		0
2	1		3	Double faults	1	1		2
0	0		0	Service winners	0	0		0
17/25	20/30		37/55	1st serve	8/14	26/42		34/56
(68%)	(67%)		(67%)	Aces on 1st serve	(57%)	(62%)		(61%)
0	1		1	Points won on 1st serve	0	0		0
9/17	12/20		21/37	2nd Serve	7/8	15/26		22/34
(53%)	(60%)		(57%)	Aces on 2nd Serve	(88%)	(58%)		(65%)
6/8	9/10		15/18	Points won on 2nd serve	5/6	15/16		20/22
(75%)	(90%)		(83%)	Total points won	(83%)	(94%)		(91%)
0	0		0	Receiving points won	0	0		0
2/8	1/10		3/18	Break point conversions	5/6	7/16		12/22
(25%)	(10%)		(17%)		(83%)	(44%)		(55%)
13	33		46	Forehand winners	26	39		65
2/14	20/42		22/56	Backhand winners	14/25	17/30		31/55
(14%)	(48%)		(39%)	Forced errors	(56%)	(57%)		(56%)
0/0	2/8		2/8	Unforced errors	3/7	3/5		6/12
(0%)	(25%)		(25%)		(43%)	(60%)		(50%)
3	4		7		6	5		11
1	4		5		1	2		3
10	26		36		6	21		27
9	6		15		3	3		6

	1 st Set					2 nd Set									
Linette/Rosolska	*0	0*	0*	0*	1*	1*	1*	2*	2*	3*	3*	3*	3*		
Mattek-Sands/Pegula (4)	1*	2*	3*	4*	5*	6*	0*	1*	1*	2*	3*	3*	4*	5*	6*

Note:

Total winners is the sum of total aces, service winners, forehand winners and backhand winners.

Legend:
W Winner

*

Server



Scorecard

スコアカード / Feuille d'arbitrage

	LINETTE Magda ROSOLSKA Alicja	POL	1	3
W	MATTEK-SANDS Bethanie PEGULA Jessica (4)	USA	6	6
Match duration: 1h12min			25min	47min

Court	Court 11	Scoring Rule	Match tie-break
Chair Umpire	CINKO Adelka (CRO)	Match Code	WD112
Started	14:14	Finished	15:27

1st Set

Game	Serving	ML/AR	BM/JP
Game 1	Magda Linette	0	1
Game 2	Jessica Pegula	0	2
Game 3	Alicja Rosolska	0	3
Game 4	Bethanie Mattek-Sands	0	4
Game 5	Magda Linette	1	4
Game 6	Jessica Pegula	1	5
Game 7	Alicja Rosolska	1	6

2nd Set

Game	Serving	ML/AR	BM/JP
Game 1	Jessica Pegula	1	0
Game 2	Magda Linette	1	1
Game 3	Bethanie Mattek-Sands	2	1



Ariake Tennis Park

有明テニスの森
Parc de Tennis d'Ariake

SUN 25 JUL 2021

Tennis

テニス / Tennis

Women's Doubles

女子ダブルス / Double femmes

First Round

1回戦 / 1er tour



Scorecard

スコアカード / Feuille d'arbitrage

Game 4: Alicja Rosolska Serving



ML/AR BM/JP

2 2

Game 5: Jessica Pegula Serving



ML/AR BM/JP

2 3

Game 6: Magda Linette Serving



ML/AR BM/JP

3 3


Game 7: Bethanie Mattek-Sands Serving



ML/AR BM/JP

3 4

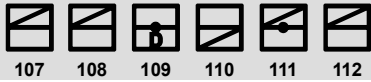
Game 8: Alicja Rosolska Serving



ML/AR BM/JP

3 5

Game 9: Jessica Pegula Serving



ML/AR BM/JP

3 6

Incidents Summary:

Code of Conduct Violation: 0

Time Violation: 0

Legend:	Winner	Double fault	Point to receiver - 2nd serve	Point to server - 2nd serve
Ace - 1st serve	Point to receiver - 1st serve	Point to server - 1st serve	Service Break	




Scorecard

スコアカード / Feuille d'arbitrage

	CHAN Hao-Ching CHAN Latisha (5)	TPE	5	6	[6]
W	NICULESCU Monica OLARU Raluca	ROU	7	1	[10]
Match duration: 1h58min			59min	43min	16min

Court	Court 11	Scoring Rule	Match tie-break
Chair Umpire	ROCHA Aline (BRA)	Match Code	WD113
Started	13:32	Finished	15:31

1st Set

Game 1: Latisha Chan Serving														HC/LC	MN/RO
														1	0
1	2	3	4	5	6										
Game 2: Raluca Olaru Serving														HC/LC	MN/RO
														1	1
7	8	9	10	11	12	13	14								
Game 3: Hao-Ching Chan Serving														HC/LC	MN/RO
														2	1
15	16	17	18	19	20										
Game 4: Monica Niculescu Serving														HC/LC	MN/RO
														3	1
21	22	23	24	25	26	27	28								
Game 5: Latisha Chan Serving														HC/LC	MN/RO
														4	1
29	30	31	32	33											
Game 6: Raluca Olaru Serving														HC/LC	MN/RO
														4	2
34	35	36	37												
Game 7: Hao-Ching Chan Serving														HC/LC	MN/RO
														4	3
38	39	40	41												
Game 8: Monica Niculescu Serving														HC/LC	MN/RO
														5	3
42	43	44	45	46	47										
Game 9: Latisha Chan Serving														HC/LC	MN/RO
														5	4
48	49	50	51	52	53	54	55	56	57						
Game 10: Raluca Olaru Serving														HC/LC	MN/RO
														5	5
58	59	60	61												



Ariake Tennis Park

有明テニスの森
Parc de Tennis d'Ariake

SAT 24 JUL 2021

Tennis

テニス / Tennis

Women's Doubles

女子ダブルス / Double femmes

First Round

1回戦 / 1er tour



Scorecard

スコアカード / Feuille d'arbitrage

Incidents Summary:

Code of Conduct Violation: 0
Time Violation: 0

Legend:							
TB	Tie-break	W	Winner		Double fault		Point to receiver - 2nd serve
	Point to server - 2nd serve		Point to receiver - 1st serve		Point to server - 1st serve		Service Break




Match Statistics

試合統計 / Statistiques du match

W	PEREZ Ellen STOSUR Samantha	AUS	4	6	[10]
	OSTAPENKO Jelena SEVASTOVA Anastasija	LAT	6	1	[5]
Match duration: 1h11min			32min	28min	11min

Court 6

Chair Umpire: JOSEPH Emmanuel (FRA)

PEREZ E/STOSUR S				OSTAPENKO J/SEVASTOVA A				
1 st Set	2 nd Set	Match Tie-break	Total		1 st Set	2 nd Set	Match Tie-break	Total
2	1	1	4	Total aces	1	0	1	2
1	0	1	2	Double faults	0	0	1	1
0	0	0	0	Service winners	0	0	0	0
21/30	13/20	6/8	40/58	1st serve	19/26	18/26	3/7	40/59
(70%)	(65%)	(75%)	(69%)	Aces on 1st serve	(73%)	(69%)	(43%)	(68%)
2	1	1	4	Points won on 1st serve	16/19	9/18	2/3	27/40
17/21	10/13	5/6	32/40	2nd Serve	(84%)	(50%)	(67%)	(68%)
(81%)	(77%)	(83%)	(80%)	Aces on 2nd Serve	7/7	8/8	3/4	18/19
8/9	7/7	1/2	16/18	Points won on 2nd serve	(100%)	(100%)	(75%)	(95%)
(89%)	(100%)	(50%)	(89%)	Total points won	30	16	5	51
0	0	0	0	Receiving points won	10/30	4/20	3/8	17/58
3/9	6/7	0/2	9/18	Break point conversions	(33%)	(20%)	(38%)	(29%)
(33%)	(86%)	(0%)	(50%)	Forehand winners	5	6	0	11
26	30	10	66	Backhand winners	1	1	0	2
6/26	14/26	5/7	25/59	Forced errors	10	3	1	14
(23%)	(54%)	(71%)	(42%)	Unforced errors	6	16	5	27
0/0	2/3	0/0	2/3					
(0%)	(67%)	(0%)	(67%)					
8	6	2	16					
0	1	1	2					
11	4	1	16					
11	6	3	20					

	1 st Set				2 nd Set				Match Tie-break																								
Perez/Stosur	*1	1	*2	2	*3	3	*3	3	*4	4	*1	2	*3	4	*5	5	*6	6	0	*1	*1	2	3	*3	*3	4	4	*5	*6	7	8	*9	*10
Ostapenko/Sevastova	0	*1	1	*2	2	*3	4	*5	5	*6	0	*0	0	*0	0	*1	1	1	*1	1	2	*2	*2	3	4	*4	*5	5	5	*5	*5	5	5

Note:
Total winners is the sum of total aces, service winners, forehand winners and backhand winners.

Legend:
W Winner * Server



Scorecard

スコアカード / Feuille d'arbitrage

W	PEREZ Ellen STOSUR Samantha	AUS	4	6	[10]
	OSTAPENKO Jelena SEVASTOVA Anastasija	LAT	6	1	[5]
Match duration: 1h11min			32min	28min	11min

Court	Court 6	Scoring Rule	Match tie-break
Chair Umpire	JOSEPH Emmanuel (FRA)	Match Code	WD114
Started	18:13	Finished	19:24

1st Set

Game	Serving	EP/SS	JO/AS
Game 1: Samantha Stosur	Serving	1	0
Game 2: Jelena Ostapenko	Serving	1	1
Game 3: Ellen Perez	Serving	2	1
Game 4: Anastasija Sevastova	Serving	2	2
Game 5: Samantha Stosur	Serving	3	2
Game 6: Jelena Ostapenko	Serving	3	3
Game 7: Ellen Perez	Serving	3	4
Game 8: Anastasija Sevastova	Serving	3	5
Game 9: Samantha Stosur	Serving	4	5
Game 10: Jelena Ostapenko	Serving	4	6

2nd Set



Scorecard

スコアカード / Feuille d'arbitrage

Game	Serving	EP/SS	JO/AS
Game 1	Samantha Stosur	1	0
Game 2	Anastasija Sevastova	2	0
Game 3	Ellen Perez	3	0
Game 4	Jelena Ostapenko	4	0
Game 5	Samantha Stosur	5	0
Game 6	Anastasija Sevastova	5	1
Game 7	Ellen Perez	6	1
Match Tie-break			
TB - Ellen Perez			
TB - Samantha Stosur			
TB - Jelena Ostapenko			
TB - Anastasija Sevastova		[10]	[5]

Incidents Summary:

Code of Conduct Violation: 0
Time Violation: 0



Ariake Tennis Park

有明テニスの森
Parc de Tennis d'Ariake

SUN 25 JUL 2021

Tennis

テニス / Tennis

Women's Doubles

女子ダブルス / Double femmes

First Round

1回戦 / 1er tour



Scorecard

スコアカード / Feuille d'arbitrage

Legend:							
TB	Tie-break	W	Winner		Double fault		Point to receiver - 2nd serve
	Point to server - 2nd serve		Ace - 1st serve		Point to receiver - 1st serve		Point to server - 1st serve
	Service Break						




Match Statistics

試合統計 / Statistiques du match

W	MUGURUZA Garbine SUAREZ NAVARRO Carla	ESP	6	7
	MERTENS Elise van UYTVANCK Alison	BEL	3	6 (4)
Match duration: 1h33min			42min	52min

Court 9

Chair Umpire: CINKO Adelka (CRO)

MUGURUZA G/SUAREZ NAVARRO C				MERTENS E/van UYTVANCK A				
1 st Set	2 nd Set	Match Tie-break	Total		1 st Set	2 nd Set	Match Tie-break	Total
0	0		0	Total aces	1	2		3
2	0		2	Double faults	0	1		1
0	0		0	Service winners	0	0		0
22/37	28/36		50/73	1st serve	17/30	20/38		37/68
(59%)	(78%)		(68%)	Aces on 1st serve	(57%)	(53%)		(54%)
0	0		0	Points won on 1st serve	1	2		3
13/22	19/28		32/50	2nd Serve	8/17	13/20		21/37
(59%)	(68%)		(64%)	Aces on 2nd Serve	(47%)	(65%)		(57%)
13/15	8/8		21/23	Points won on 2nd serve	13/13	17/18		30/31
(87%)	(100%)		(91%)	Total points won	(100%)	(94%)		(97%)
0	0		0	Receiving points won	0	0		0
9/15	6/8		15/23	Break point conversions	7/13	12/18		19/31
(60%)	(75%)		(65%)	Forehand winners	(54%)	(67%)		(61%)
37	38		75	Backhand winners	30	36		66
15/30	13/38		28/68	Forced errors	15/37	11/36		26/73
(50%)	(34%)		(41%)	Unforced errors	(41%)	(31%)		(36%)
2/7	1/5		3/12		1/2	1/1		2/3
(29%)	(20%)		(25%)		(50%)	(100%)		(67%)
6	6		12		3	9		12
2	4		6		3	4		7
13	8		21		19	15		34
10	13		23		9	13		22

	1 st Set					2 nd Set							
Muguruza/Suarez Navarro	*1	2*3	3*4	4*4	5*6	0	*1	1*2	2*3	4*5	5*5	5*6	7
Mertens/van Uytvanck	0	*0	0*1	1*2	3*3	3	*1	1*2	2*3	3*3	3*4	5*6	6 6(4)

Note:
Total winners is the sum of total aces, service winners, forehand winners and backhand winners.

Legend:
W Winner * Server


Scorecard

スコアカード / Feuille d'arbitrage

W	MUGURUZA Garbine SUAREZ NAVARRO Carla	ESP	6	7
	MERTENS Elise van UYTVANCK Alison	BEL	3	6 (4)
Match duration: 1h32min			42min	50min

Court	Court 9	Scoring Rule	Match tie-break
Chair Umpire	CINKO Adelka (CRO)	Match Code	WD115
Started	16:14	Finished	17:47

1st Set

Game	Serving	GM/CS	EM/Av
Game 1	Carla Suarez Navarro	1	0
Game 2	Alison van Uytvanck	2	0
Game 3	Garbine Muguruza	3	0
Game 4	Elise Mertens	3	1
Game 5	Carla Suarez Navarro	4	1
Game 6	Alison van Uytvanck	4	2
Game 7	Garbine Muguruza	4	3
Game 8	Elise Mertens	5	3
Game 9	Carla Suarez Navarro	6	3

2nd Set

Game	Serving	GM/CS	EM/Av
Game 1	Alison van Uytvanck	0	1



Ariake Tennis Park

有明テニスの森
Parc de Tennis d'Ariake

SAT 24 JUL 2021

Tennis

テニス / Tennis

Women's Doubles

女子ダブルス / Double femmes

First Round

1回戦 / 1er tour

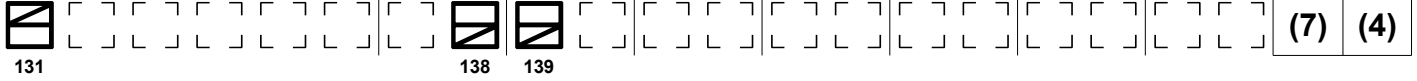


Scorecard

スコアカード / Feuille d'arbitrage

TB - Alison van Uytvanck

GM/CS EM/Av



Incidents Summary:

Code of Conduct Violation: 0

Time Violation: 0

Legend:	TB Tie-break	W Winner	Double fault	Point to receiver - 2nd serve
Point to server - 2nd serve	Ace - 1st serve	Point to receiver - 1st serve	Point to server - 1st serve	
Service Break				





Match Statistics

試合統計 / Statistiques du match

W	BENCIC Belinda GOLUBIC Viktorija	SUI	6	6 (5)	[10]
	AOYAMA Shuko SHIBAHARA Ena (2)	JPN	4	7	[5]
Match duration: 2h23min			48min	81min	15min

Court 5

Chair Umpire: BLEY Miriam (GER)

BENCIC B/GOLUBIC V				AOYAMA S/SHIBAHARA E (2)				
1 st Set	2 nd Set	Match Tie-break	Total		1 st Set	2 nd Set	Match Tie-break	Total
1	1	0	2	Total aces	1	2	0	3
1	2	0	3	Double faults	5	3	0	8
0	2	0	2	Service winners	0	1	0	1
18/29	35/48	5/7	58/84	1st serve	15/41	32/64	5/8	52/113
(62%)	(73%)	(71%)	(69%)	Aces on 1st serve	(37%)	(50%)	(63%)	(46%)
0	0	0	0	Points won on 1st serve	1	2	0	3
11/18	26/35	3/5	40/58	2nd Serve	10/15	22/32	2/5	34/52
(61%)	(74%)	(60%)	(69%)	Aces on 2nd Serve	(67%)	(69%)	(40%)	(65%)
10/11	11/13	2/2	23/26	Points won on 2nd serve	21/26	29/32	3/3	53/61
(91%)	(85%)	(100%)	(88%)	Total points won	(81%)	(91%)	(100%)	(87%)
1	1	0	2	Receiving points won	0	0	0	0
6/11	7/13	2/2	15/26	Break point conversions	11/26	18/32	1/3	30/61
(55%)	(54%)	(100%)	(58%)		(42%)	(56%)	(33%)	(49%)
37	57	10	104	Forehand winners	33	55	5	93
20/41	24/64	5/8	49/113	Backhand winners	12/29	15/48	2/7	29/84
(49%)	(38%)	(63%)	(43%)	Forced errors	(41%)	(31%)	(29%)	(35%)
2/7	0/5	0/0	2/12	Unforced errors	1/1	0/2	0/0	1/3
(29%)	(0%)	(0%)	(17%)		(100%)	(0%)	(0%)	(33%)
4	8	1	13		5	18	2	25
3	4	3	10		3	7	1	11
7	11	0	18		12	17	3	32
16	15	2	33		16	24	3	43

	1 st Set					2 nd Set						Match Tie-break																								
Bencic/Golubic	0*	1	2*	3*	3*	4*	5*	6*	0*	1	1*	2	2*	3*	3*	4*	4*	5*	6*	7	8*	8*	9	9	10											
Aoyama/Shibahara (2)	*1	1*	1*	1*	2*	3*	3*	4	*1	1*	2	2*	3*	3*	4	4*	5	5*	6	6	7	0*	0*	1	2	2*	2*	3*	3	3*	3*	3	4	4*	5*	5

Note:
Total winners is the sum of total aces, service winners, forehand winners and backhand winners.

Legend:
W Winner * Server



Scorecard

スコアカード / Feuille d'arbitrage

W	BENCIC Belinda GOLUBIC Viktorija	SUI	6	6 (5)	[10]
	AOYAMA Shuko SHIBAHARA Ena (2)	JPN	4	7	[5]
Match duration: 2h23min			48min	81min	14min

Court	Court 5	Scoring Rule	Match tie-break
Chair Umpire	BLEY Miriam (GER)	Match Code	WD116
Started	14:22	Finished	16:45

1st Set

Game	Serving	BB/VG	SA/ES
Game 1: Ena Shibahara	Serving	0	1
Game 2: Belinda Bencic	Serving	1	1
Game 3: Shuko Aoyama	Serving	2	1
Game 4: Viktorija Golubic	Serving	3	1
Game 5: Ena Shibahara	Serving	3	2
Game 6: Belinda Bencic	Serving	3	3
Game 7: Shuko Aoyama	Serving	4	3
Game 8: Viktorija Golubic	Serving	5	3
Game 9: Ena Shibahara	Serving	5	4
Game 10: Belinda Bencic	Serving	6	4

2nd Set



Scorecard

スコアカード / Feuille d'arbitrage

Game	Serving	BB/VG	SA/ES
Game 1: Ena Shibahara	Serving	0	1
Game 2: Viktorija Golubic	Serving	1	1
Game 3: Shuko Aoyama	Serving	1	2
Game 4: Belinda Bencic	Serving	2	2
Game 5: Ena Shibahara	Serving	2	3
Game 6: Viktorija Golubic	Serving	3	3
Game 7: Shuko Aoyama	Serving	3	4
Game 8: Belinda Bencic	Serving	4	4
Game 9: Ena Shibahara	Serving	4	5
Game 10: Viktorija Golubic	Serving	5	5
Game 11: Shuko Aoyama	Serving	5	6
Game 12: Belinda Bencic	Serving	6	6
TB - Belinda Bencic		6	7
TB - Viktorija Golubic			



Scorecard

スコアカード / Feuille d'arbitrage

TB - Shuko Aoyama

171	174	175	182					BB/VG	SA/ES
-----	-----	-----	-----	--	--	--	--	-------	-------

TB - Ena Shibahara

171	178	179					(5)	(7)
-----	-----	-----	--	--	--	--	-----	-----

Match Tie-break

TB - Belinda Bencic

183	190	191					BB/VG	SA/ES
-----	-----	-----	--	--	--	--	-------	-------

TB - Viktorija Golubic

186	187	194	195					BB/VG	SA/ES
-----	-----	-----	-----	--	--	--	--	-------	-------

TB - Shuko Aoyama









188	189	196	197					BB/VG	SA/ES
-----	-----	-----	-----	--	--	--	--	-------	-------

TB - Ena Shibahara

184	185	192	193					[10]	[5]
-----	-----	-----	-----	--	--	--	--	------	-----

Incidents Summary:

Code of Conduct Violation: 0
Time Violation: 0

Legend:	TB Tie-break	W Winner	 Ace - 2nd serve	 Double fault
 Point to receiver - 2nd serve	 Point to server - 2nd serve	 Ace - 1st serve	 Point to receiver - 1st serve	
 Point to server - 1st serve	 Service Break			



Match Statistics

試合統計 / Statistiques du match

W	KREJCIKOVA Barbora SINIAKOVA Katerina (1)	CZE	6	5	[10]
	BADOSA Paula SORRIBES TORMO Sara	ESP	2	7	[5]
Match duration: 1h32min			33min	48min	11min

Court 5

Chair Umpire: KJENDLIE Julie (NOR)

KREJCIKOVA B/SINIAKOVA K (1)				BADOSA P/SORRIBES TORMO S				
1 st Set	2 nd Set	Match Tie-break	Total		1 st Set	2 nd Set	Match Tie-break	Total
1	0	1	2	Total aces	0	0	1	1
1	4	0	5	Double faults	2	0	0	2
0	0	0	0	Service winners	0	1	0	1
10/19	22/32	8/8	40/59	1st serve	20/28	27/36	6/7	53/71
(53%)	(69%)	(100%)	(68%)	Aces on 1st serve	(71%)	(75%)	(86%)	(75%)
1	0	1	2	Points won on 1st serve	0	0	1	1
8/10	14/22	7/8	29/40	2nd Serve	9/20	16/27	3/6	28/53
(80%)	(64%)	(88%)	(73%)	Aces on 2nd Serve	(45%)	(59%)	(50%)	(53%)
8/9	6/10	0/0	14/19	Points won on 2nd serve	6/8	9/9	1/1	16/18
(89%)	(60%)	(0%)	(74%)	Total points won	(75%)	(100%)	(100%)	(89%)
0	0	0	0	Receiving points won	0	0	0	0
6/9	2/10	0/0	8/19	Break point conversions	2/8	4/9	1/1	7/18
(67%)	(20%)	(0%)	(42%)	Forehand winners	(25%)	(44%)	(100%)	(39%)
31	32	10	73	Backhand winners	16	36	5	57
17/28	16/36	3/7	36/71	Forced errors	5/19	16/32	1/8	22/59
(61%)	(44%)	(43%)	(51%)	Unforced errors	(26%)	(50%)	(13%)	(37%)
3/7	2/3	0/0	5/10		1/3	3/3	0/0	4/6
(43%)	(67%)	(0%)	(50%)		(33%)	(100%)	(0%)	(67%)
9	12	3	24		4	7	1	12
5	7	0	12		2	2	1	5
4	11	0	15		8	6	5	19
6	15	2	23		8	7	1	16

	1 st Set					2 nd Set					Match Tie-break																			
Krejckova/Siniakova (1)	1*	2	3*	3*	5*6	0*	0	1*2	2*3	4*5	5*5	5*5	0*	1*	2	2	2*	3*4	5	5*	6*6	7	8*	9*	10					
Badosa/Sorribes Tormo	*0	0*	0	1*	2	2*	2	2*	3	3*	3	3*	4	5*	6	7	*1	1	1*	2*	3	3	3*	3*	4	4	5*	5*	5	5

Note:
Total winners is the sum of total aces, service winners, forehand winners and backhand winners.

Legend:
W Winner * Server



Scorecard

スコアカード / Feuille d'arbitrage

W	KREJCIKOVA Barbora SINIAKOVA Katerina (1)	CZE	6	5	[10]
	BADOSA Paula SORRIBES TORMO Sara	ESP	2	7	[5]
Match duration: 1h32min			33min	48min	11min

Court	Court 5	Scoring Rule	Match tie-break
Chair Umpire	KJENDLIE Julie (NOR)	Match Code	WD201
Started	18:27	Finished	20:00

1st Set

Game	Serving	Game 1-8	BK/KS	PB/SS	Notes
Game 1	Paula Badosa	1 2 3 4 5 6 7 8	1	0	☀
Game 2	Barbora Krejčíková	9 10 11 12 13	2	0	
Game 3	Sara Sorribes Tormo	14 15 16 17 18 19 20 21	3	0	☀
Game 4	Katerina Siniakova	22 23 24 25 26 27	3	1	☀
Game 5	Paula Badosa	28 29 30 31 32 33 34 35	3	2	
Game 6	Barbora Krejčíková	36 37 38 39	4	2	
Game 7	Sara Sorribes Tormo	40 41 42 43	5	2	☀
Game 8	Katerina Siniakova	44 45 46 47	6	2	

2nd Set

Game	Serving	Game 1-2	BK/KS	PB/SS	Notes
Game 1	Paula Badosa	48 49 50 51 52 53	0	1	
Game 2	Barbora Krejčíková	54 55 56 57	0	2	☀



Ariake Tennis Park

有明テニスの森
Parc de Tennis d'Ariake

TUE 27 JUL 2021

Tennis

テニス / Tennis

Women's Doubles

女子ダブルス / Double femmes

Second Round

2回戦 / 2e tour



Scorecard

スコアカード / Feuille d'arbitrage

Incidents Summary:

Code of Conduct Violation: 0
Time Violation: 0

Legend:							
TB	Tie-break	W	Winner		Double fault		Point to receiver - 2nd serve
	Point to server - 2nd serve		Ace - 1st serve		Point to receiver - 1st serve		Point to server - 1st serve
	Service Break						





Match Statistics

試合統計 / Statistiques du match

	XU Yifan YANG Zhaoxuan	CHN	4	4
W	BARTY Ashleigh SANDERS Storm (6)	AUS	6	6
Match duration: 1h11min			34min	38min

Court 3

Chair Umpire: KEOTHAVONG James (GBR)

XU Y/YANG Z				BARTY A/SANDERS S (6)				
1 st Set	2 nd Set	Match Tie-break	Total		1 st Set	2 nd Set	Match Tie-break	Total
0	2		2	Total aces	2	0		2
3	1		4	Double faults	0	0		0
0	0		0	Service winners	0	0		0
24/30	25/32		49/62	1st serve	16/26	16/24		32/50
(80%)	(78%)		(79%)	Aces on 1st serve	(62%)	(67%)		(64%)
0	2		2	Points won on 1st serve	2	0		2
16/24	16/25		32/49	2nd Serve	12/16	13/16		25/32
(67%)	(64%)		(65%)	Aces on 2nd Serve	(75%)	(81%)		(78%)
3/6	6/7		9/13	Points won on 2nd serve	10/10	8/8		18/18
(50%)	(86%)		(69%)	Total points won	(100%)	(100%)		(100%)
0	0		0	Receiving points won	0	0		0
3/6	4/7		7/13	Break point conversions	8/10	7/8		15/18
(50%)	(57%)		(54%)	Forehand winners	(80%)	(88%)		(83%)
25	24		49	Backhand winners	31	32		63
6/26	4/24		10/50	Forced errors	11/30	12/32		23/62
(23%)	(17%)		(20%)	Unforced errors	(37%)	(38%)		(37%)
0/0	0/0		0/0		1/2	1/3		2/5
(0%)	(0%)		(0%)		(50%)	(33%)		(40%)
7	5		12		7	9		16
3	2		5		1	1		2
13	18		31		10	9		19
6	3		9		5	5		10

	1 st Set							2 nd Set						
Xu/Yang	*1	1*2	2*3	3*3	3*4	4		*1	1*2	2*2	2*3	3*4	4	
Barty/Sanders (6)	0	*1	1*2	2*3	4*5	5*6		0	*1	1*2	3*4	4*5	5*6	

Note:
Total winners is the sum of total aces, service winners, forehand winners and backhand winners.

Legend:
W Winner * Server



Scorecard

スコアカード / Feuille d'arbitrage

	XU Yifan YANG Zhaoxuan	CHN	4	4
W	BARTY Ashleigh SANDERS Storm (6)	AUS	6	6
Match duration: 1h12min			34min	38min

Court	Court 3	Scoring Rule	Match tie-break
Chair Umpire	KEOTHAVONG James (GBR)	Match Code	WD202
Started	18:10	Finished	19:22

1st Set

Game	Serving	YX/ZY	AB/SS
Game 1	Zhaoxuan Yang	1	0
Game 2	Ashleigh Barty	1	1
Game 3	Yifan Xu	2	1
Game 4	Storm Sanders	2	2
Game 5	Zhaoxuan Yang	3	2
Game 6	Ashleigh Barty	3	3
Game 7	Yifan Xu	3	4
Game 8	Storm Sanders	3	5
Game 9	Zhaoxuan Yang	4	5
Game 10	Ashleigh Barty	4	6

2nd Set



Scorecard

スコアカード / Feuille d'arbitrage

Game	Serving	YX/ZY	AB/SS
Game 1: Zhaoxuan Yang	Serving	1	0
Game 2: Ashleigh Barty	Serving	1	1
Game 3: Yifan Xu	Serving	2	1
Game 4: Storm Sanders	Serving	2	2
Game 5: Zhaoxuan Yang	Serving	2	3
Game 6: Ashleigh Barty	Serving	2	4
Game 7: Yifan Xu	Serving	3	4
Game 8: Storm Sanders	Serving	3	5
Game 9: Zhaoxuan Yang	Serving	4	5
Game 10: Ashleigh Barty	Serving	4	6

Incidents Summary:

Code of Conduct Violation: 0
Time Violation: 0



Ariake Tennis Park

有明テニスの森
Parc de Tennis d'Ariake

MON 26 JUL 2021

Tennis

テニス / Tennis

Women's Doubles

女子ダブルス / Double femmes

Second Round

2回戦 / 2e tour



Scorecard

スコアカード / Feuille d'arbitrage

Legend:							
W	Winner		Double fault		Point to receiver - 2nd serve		Point to server - 2nd serve
	Ace - 1st serve		Point to receiver - 1st serve		Point to server - 1st serve		Service Break





Match Statistics

試合統計 / Statistiques du match

	BERTENS Kiki SCHUURS Demi (3)	NED	2	6	[7]
W	KUDERMETOVA Veronika VESNINA Elena	ROC	6	3	[10]
Match duration: 1h14min			27min	34min	13min

Court 6

Chair Umpire: TOURTE Aurelie (FRA)

BERTENS K/SCHUURS D (3)				KUDERMETOVA V/VESNINA E				
1 st Set	2 nd Set	Match Tie-break	Total		1 st Set	2 nd Set	Match Tie-break	Total
0	0	0	0	Total aces	3	1	0	4
2	2	0	4	Double faults	0	0	0	0
0	0	0	0	Service winners	0	0	0	0
18/28	16/29	5/8	39/65	1st serve	17/20	16/22	8/9	41/51
(64%)	(55%)	(63%)	(60%)	Aces on 1st serve	(85%)	(73%)	(89%)	(80%)
0	0	0	0	Points won on 1st serve	3	1	0	4
11/18	10/16	3/5	24/39	2nd Serve	14/17	7/16	8/8	29/41
(61%)	(63%)	(60%)	(62%)	Aces on 2nd Serve	(82%)	(44%)	(100%)	(71%)
8/10	11/13	3/3	22/26	Points won on 2nd serve	3/3	6/6	1/1	10/10
(80%)	(85%)	(100%)	(85%)	Total points won	(100%)	(100%)	(100%)	(100%)
0	0	0	0	Receiving points won	0	0	0	0
3/10	9/13	3/3	15/26	Break point conversions	2/3	4/6	0/1	6/10
(30%)	(69%)	(100%)	(58%)	Forehand winners	(67%)	(67%)	(0%)	(60%)
18	30	7	55	Backhand winners	30	21	10	61
4/20	11/22	1/9	16/51	Forced errors	14/28	10/29	2/8	26/65
(20%)	(50%)	(11%)	(31%)	Unforced errors	(50%)	(34%)	(25%)	(40%)
0/0	2/2	0/0	2/2		2/4	1/1	0/0	3/5
(0%)	(100%)	(0%)	(100%)		(50%)	(100%)	(0%)	(60%)
4	5	2	11		5	3	2	10
0	3	0	3		4	2	1	7
12	8	6	26		11	13	4	28
6	7	1	14		3	5	1	9

	1 st Set				2 nd Set				Match Tie-break																					
Bertens/Schuurs (3)	*1	1*	1*	2	2*	2	*1	1	*2	3*	4	5*	5	*6	0*	1*	2	2*	3*	3	3	3*	4*	4	4	5*	6*	7	7	7
Kudermetova/Vesnina	0*	1	2*	3	3*	4	5*	6	0*	1	1*	1*	1	2*	3	3	4*	5*	6	6	7*	8*	8	8	8*	9*	10			

Note:
Total winners is the sum of total aces, service winners, forehand winners and backhand winners.

Legend:
W Winner * Server


Scorecard

スコアカード / Feuille d'arbitrage

	BERTENS Kiki SCHUURS Demi (3)	NED	2	6	[7]
W	KUDERMETOVA Veronika VESNINA Elena	ROC	6	3	[10]
Match duration: 1h14min			28min	33min	13min

Court	Court 6	Scoring Rule	Match tie-break
Chair Umpire	TOURTE Aurelie (FRA)	Match Code	WD203
Started	14:41	Finished	15:55

1st Set

Game	Serving	KB/DS	VK/EV
Game 1	Kiki Bertens	1	0
Game 2	Elena Vesnina	1	1
Game 3	Demi Schuurs	1	2
Game 4	Veronika Kudermetova	1	3
Game 5	Kiki Bertens	2	3
Game 6	Elena Vesnina	2	4
Game 7	Demi Schuurs	2	5
Game 8	Veronika Kudermetova	2	6

2nd Set

Game	Serving	KB/DS	VK/EV
Game 1	Kiki Bertens	1	0
Game 2	Elena Vesnina	1	1



Scorecard

スコアカード / Feuille d'arbitrage

Game 3: Demi Schuurs Serving														KB/DS	VK/EV
														2	1
61	62	63	64												
Game 4: Veronika Kudermetova Serving														KB/DS	VK/EV
														3	1
65	66	67	68	69	70										
Game 5: Kiki Bertens Serving														KB/DS	VK/EV
														4	1
71	72	73	74	75	76	77	78	79	80						
Game 6: Elena Vesnina Serving														KB/DS	VK/EV
														5	1
81	82	83	84												
Game 7: Demi Schuurs Serving														KB/DS	VK/EV
														5	2
85	86	87	88	89											
Game 8: Veronika Kudermetova Serving														KB/DS	VK/EV
														5	3
90	91	92	93												
Game 9: Kiki Bertens Serving														KB/DS	VK/EV
														6	3
94	95	96	97												
Match Tie-break														KB/DS	VK/EV
TB - Kiki Bertens															
99	100							107	108						
TB - Demi Schuurs															
				103	104					111	112				
TB - Veronika Kudermetova															
			101	102				109	110						
TB - Elena Vesnina															
														[7]	[10]
98							105	106			113	114			

Incidents Summary:

Code of Conduct Violation: 0
Time Violation: 0



Ariake Tennis Park

有明テニスの森
Parc de Tennis d'Ariake

MON 26 JUL 2021

Tennis

テニス / Tennis

Women's Doubles

女子ダブルス / Double femmes

Second Round

2回戦 / 2e tour



Scorecard

スコアカード / Feuille d'arbitrage

Legend:							
TB	Tie-break	W	Winner		Double fault		Point to receiver - 2nd serve
	Point to server - 2nd serve		Ace - 1st serve		Point to receiver - 1st serve		Point to server - 1st serve
	Service Break						



Match Statistics

試合統計 / Statistiques du match

W	KICHENOK Liudmyla KICHENOK Nadiia	UKR	7	6	
	ERRANI Sara PAOLINI Jasmine (ALT)	ITA	6 (4)	2	
Match duration: 1h46min			62min	44min	

Court 8

Chair Umpire: MEVEL Timothee (FRA)

KICHENOK L/KICHENOK N				ERRANI S/PAOLINI J (ALT)				
1 st Set	2 nd Set	Match Tie-break	Total		1 st Set	2 nd Set	Match Tie-break	Total
0	0		0	Total aces	0	0		0
1	2		3	Double faults	0	0		0
0	0		0	Service winners	0	1		1
33/47	26/33		59/80	1st serve	35/50	24/34		59/84
(70%)	(79%)		(74%)	Aces on 1st serve	0	0		0
0	0		0	Points won on 1st serve	20/35	10/24		30/59
22/33	18/26		40/59	2nd Serve	15/15	10/10		25/25
(67%)	(69%)		(68%)	Aces on 2nd Serve	0	0		0
13/14	5/7		18/21	Points won on 2nd serve	10/15	6/10		16/25
(93%)	(71%)		(86%)	Total points won	49	29		78
0	0		0	Receiving points won	19/47	13/33		32/80
6/14	2/7		8/21	Break point conversions	1/4	1/2		2/6
(43%)	(29%)		(38%)	Forehand winners	6	3		9
48	38		86	Backhand winners	5	3		8
20/50	18/34		38/84	Forced errors	14	14		28
(40%)	(53%)		(45%)	Unforced errors	10	8		18
1/2	3/8		4/10					
(50%)	(38%)		(40%)					
13	12		25					
10	4		14					
20	7		27					
18	15		33					

	1 st Set							2 nd Set							
Kichenok/Kichenok	0*	1*	2*	3*	4*	5*	6*	7	*0	1*	2*	3*	4*	5*	6
Errani/Paolini (ALT)	*1	1*	2*	3*	4*	5*	5*	6	6(4)	1*	1*	1*	1*	2*	2*

Note:
Total winners is the sum of total aces, service winners, forehand winners and backhand winners.

Legend:
ALT Alternate W Winner * Server



Scorecard

スコアカード / Feuille d'arbitrage

W	KICHENOK Liudmyla KICHENOK Nadiia	UKR	7	6
	ERRANI Sara PAOLINI Jasmine (ALT)	ITA	6 (4)	2
Match duration: 1h46min			62min	44min

Court	Court 8	Scoring Rule	Match tie-break
Chair Umpire	MEVEL Timothee (FRA)	Match Code	WD204
Started	14:10	Finished	15:57

1st Set

Game	Serving	LK/NK	SE/JP
Game 1	Jasmine Paolini	0	1
Game 2	Liudmyla Kichenok	1	1
Game 3	Sara Errani	1	2
Game 4	Nadiia Kichenok	2	2
Game 5	Jasmine Paolini	2	3
Game 6	Liudmyla Kichenok	3	3
Game 7	Sara Errani	3	4
Game 8	Nadiia Kichenok	4	4
Game 9	Jasmine Paolini	4	5
Game 10	Liudmyla Kichenok	5	5



Scorecard

スコアカード / Feuille d'arbitrage

Game 11: Sara Errani Serving															LK/NK	SE/JP	☀
66	67	68	69	70	71	72	73	74	75	76	77	78	79	80	81	6	

Game 12: Nadiia Kichenok Serving															LK/NK	SE/JP	☀
82	83	84	85	86											6	6	

TB - Liudmyla Kichenok															LK/NK	SE/JP	
								96	97						7	6	

TB - Nadiia Kichenok															LK/NK	SE/JP	

TB - Sara Errani															LK/NK	SE/JP	

TB - Jasmine Paolini															LK/NK	SE/JP	
															(7)	(4)	

2nd Set

Game 1: Nadiia Kichenok Serving															LK/NK	SE/JP	☀
98	99	100	101	102	103	104	105								0	1	

Game 2: Jasmine Paolini Serving															LK/NK	SE/JP	☀
106	107	108	109	110	111	112	113	114	115	116	117					1	

Game 3: Liudmyla Kichenok Serving															LK/NK	SE/JP	
118	119	120	121	122	123	124	125	126	127	128	129	130	131	132	133	2	

Game 4: Sara Errani Serving															LK/NK	SE/JP	☀
134	135	136	137	138	139										3	1	

Game 5: Nadiia Kichenok Serving															LK/NK	SE/JP	
140	141	142	143	144											4	1	

Game 6: Jasmine Paolini Serving															LK/NK	SE/JP	
145	146	147	148												4	2	

Game 7: Liudmyla Kichenok Serving															LK/NK	SE/JP	
149	150	151	152												5	2	

Game 8: Sara Errani Serving															LK/NK	SE/JP	☀
153	154	155	156	157	158	159	160	161	162	163	164					6	



Ariake Tennis Park

有明テニスの森
Parc de Tennis d'Ariake

MON 26 JUL 2021

Tennis

テニス / Tennis

Women's Doubles

女子ダブルス / Double femmes

Second Round

2回戦 / 2e tour



Scorecard

スコアカード / Feuille d'arbitrage

Incidents Summary:

Code of Conduct Violation: 0
Time Violation: 0

ALT	Alternate	TB	Tie-break	W	Winner		Double fault
	Point to receiver - 2nd serve		Point to server - 2nd serve		Point to receiver - 1st serve		Point to server - 1st serve
	Service Break						





Match Statistics

試合統計 / Statistiques du match

W	PIGOSSI Laura STEFANI Luisa	BRA	2	6	[13]
	PLISKOVA Karolina VONDROUSOVA Marketa	CZE	6	4	[11]
Match duration: 1h31min			27min	48min	16min

Court 6

Chair Umpire: RADWAN CHO Katarzyna (POL)

PIGOSSI L/STEFANI L				PLISKOVA K/VONDROUSOVA M				
1 st Set	2 nd Set	Match Tie-break	Total		1 st Set	2 nd Set	Match Tie-break	Total
0	1	1	2	Total aces	0	0	1	1
2	0	0	2	Double faults	1	2	2	5
0	1	0	1	Service winners	0	1	0	1
13/22	36/50	11/12	60/84	1st serve	18/22	26/32	8/12	52/66
(59%)	(72%)	(92%)	(71%)	Aces on 1st serve	(82%)	(81%)	(67%)	(79%)
0	1	1	2	Points won on 1st serve	0	0	1	1
4/13	21/36	7/11	32/60	2nd Serve	13/18	16/26	5/8	34/52
(31%)	(58%)	(64%)	(53%)	Aces on 2nd Serve	(72%)	(62%)	(63%)	(65%)
7/9	14/14	1/1	22/24	Points won on 2nd serve	3/4	4/6	2/4	9/14
(78%)	(100%)	(100%)	(92%)	Total points won	(75%)	(67%)	(50%)	(64%)
0	0	0	0	Receiving points won	0	0	0	0
3/9	8/14	0/1	11/24	Break point conversions	1/4	2/6	1/4	4/14
(33%)	(57%)	(0%)	(46%)	Forehand winners	(25%)	(33%)	(25%)	(29%)
15	43	13	71	Backhand winners	29	39	11	79
8/22	14/32	6/12	28/66	Forced errors	15/22	21/50	5/12	41/84
(36%)	(44%)	(50%)	(42%)	Unforced errors	(68%)	(42%)	(42%)	(49%)
1/1	2/6	0/0	3/7		3/5	1/10	0/0	4/15
(100%)	(33%)	(0%)	(43%)		(60%)	(10%)	(0%)	(27%)
3	7	2	12		7	9	4	20
3	6	1	10		5	4	1	10
9	12	1	22		1	9	2	12
8	13	4	25		8	19	7	34

	1 st Set				2 nd Set				Match Tie-break																												
Pigossi/Stefani	1*	2	2*	2*	2*	2*	0*	1	2*	2*	3*	3*	4*	5*	6	0*	0*	1	2	2*	3*	3	3	3*	4*	5*	6	7*	7*	7	7	8*	9	9	10	10*	11
Pliskova/Vondrousova	*0	0	*1	2*	3*	4*	5	6	*1	1	*1	2*	3*	3*	4*	4	*1	2	2*	2*	3*	3	4	4*	5*	6	6	6*	6*	7	8*	9*	9	10	*10	*11	11

	Match Tie-break	
Pigossi/Stefani	*12	13
Pliskova/Vondrousova	11	*11



Ariake Tennis Park

有明テニスの森
Parc de Tennis d'Ariake

TUE 27 JUL 2021

Tennis

テニス / Tennis

Women's Doubles

女子ダブルス / Double femmes

Second Round

2回戦 / 2e tour



Match Statistics

試合統計 / Statistiques du match

Note:

Total winners is the sum of total aces, service winners, forehand winners and backhand winners.

Legend:

W Winner

*

Server



Scorecard

スコアカード / Feuille d'arbitrage

W	PIGOSSI Laura STEFANI Luisa	BRA	2	6	[13]
	PLISKOVA Karolina VONDROUSOVA Marketa	CZE	6	4	[11]
Match duration: 1h31min			27min	48min	16min

Court	Court 6	Scoring Rule	Match tie-break
Chair Umpire	RADWAN CHO Katarzyna (POL)	Match Code	WD205
Started	18:25	Finished	19:57

1st Set

Game	Serving	LP/LS	KP/MV
Game 1	Karolina Pliskova	1	0
Game 2	Luisa Stefani	2	0
Game 3	Marketa Vondrousova	2	1
Game 4	Laura Pigossi	2	2
Game 5	Karolina Pliskova	2	3
Game 6	Luisa Stefani	2	4
Game 7	Marketa Vondrousova	2	5
Game 8	Laura Pigossi	2	6

2nd Set

Game	Serving	LP/LS	KP/MV
Game 1	Karolina Pliskova	0	1
Game 2	Luisa Stefani	1	1



Scorecard

スコアカード / Feuille d'arbitrage

Game	Serving	Score	LP/LS	KP/MV	Notes
Game 3	Marketa Vondrousova	56-61	2	1	★
Game 4	Laura Pigossi	62-77	2	2	★
Game 5	Karolina Pliskova	78-83	2	3	
Game 6	Luisa Stefani	84-101	3	3	
Game 7	Marketa Vondrousova	102-106	3	4	
Game 8	Laura Pigossi	107-110	4	4	
Game 9	Karolina Pliskova	111-120	5	4	★
Game 10	Luisa Stefani	121-126	6	4	
Match Tie-break					
TB - Laura Pigossi					
		132-133			
		140-141			
		148-149			
TB - Luisa Stefani					
		128-129			
		136-137			
		144-145			
TB - Karolina Pliskova					
		127			
		134-135			
		142-143			
		150			



Ariake Tennis Park

有明テニスの森
Parc de Tennis d'Ariake

TUE 27 JUL 2021

Tennis
テニス / Tennis

Women's Doubles
女子ダブルス / Double femmes

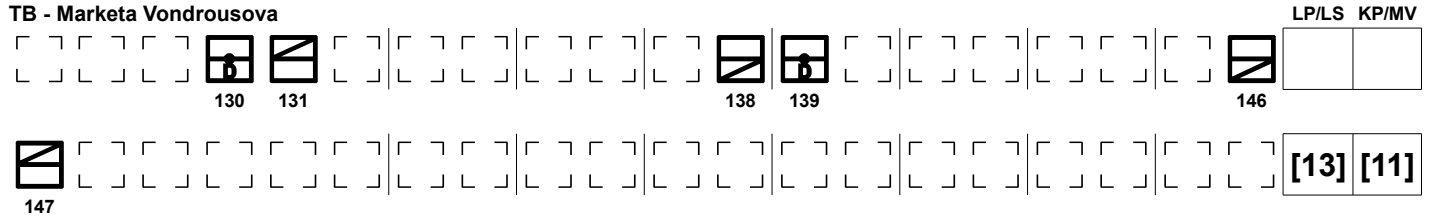
Second Round
2回戦 / 2e tour



Scorecard

スコアカード / Feuille d'arbitrage

TB - Marketa Vondrousova



Incidents Summary:

Code of Conduct Violation: 1
 Code Violation (Racquet Abuse) on PLISKOVA, Karolina (CZE) /VONDROUSOVA, Marketa (CZE) in Set 2, Game 10, Point 4 at 19:40 on 27 July 2021
 Time Violation: 0

Legend:							
TB	Tie-break	W	Winner		Double fault		Point to receiver - 2nd serve
	Point to server - 2nd serve		Ace - 1st serve		Point to receiver - 1st serve		Point to server - 1st serve
	Service Break						





Match Statistics

試合統計 / Statistiques du match

	CORNET Alize FERRO Fiona	FRA	1	4
W	MATTEK-SANDS Bethanie PEGULA Jessica (4)	USA	6	6
Match duration: 1h10min			27min	43min

Court 6

Chair Umpire: RASK Christian (DEN)

CORNET A/FERRO F				MATTEK-SANDS B/PEGULA J (4)				
1 st Set	2 nd Set	Match Tie-break	Total		1 st Set	2 nd Set	Match Tie-break	Total
0	0		0	Total aces	0	0		0
0	0		0	Double faults	0	2		2
0	0		0	Service winners	0	0		0
13/19	20/32		33/51	1st serve	14/22	21/29		35/51
(68%)	(63%)		(65%)	Aces on 1st serve	(64%)	(72%)		(69%)
0	0		0	Points won on 1st serve	0	0		0
8/13	11/20		19/33	2nd Serve	12/14	18/21		30/35
(62%)	(55%)		(58%)	Aces on 2nd Serve	(86%)	(86%)		(86%)
6/6	12/12		18/18	Points won on 2nd serve	8/8	6/8		14/16
(100%)	(100%)		(100%)	Total points won	(100%)	(75%)		(88%)
0	0		0	Receiving points won	0	0		0
0/6	7/12		7/18	Break point conversions	5/8	3/8		8/16
(0%)	(58%)		(39%)		(63%)	(38%)		(50%)
13	26		39		28	35		63
5/22	8/29		13/51	Forehand winners	11/19	14/32		25/51
(23%)	(28%)		(25%)	Backhand winners	(58%)	(44%)		(49%)
0/2	0/0		0/2	Forced errors	2/3	1/1		3/4
(0%)	(0%)		(0%)	Unforced errors	(67%)	(100%)		(75%)
2	4		6		2	8		10
1	2		3		7	4		11
14	13		27		4	13		17
3	10		13		4	7		11

	1 st Set					2 nd Set										
Cornet/Ferro	0*	0	0*	1	1*	1	*1	1*	2	2*	3	3*	3*	4	4	
Mattek-Sands/Pegula (4)	*1	2*	3	3*	4	5*	6	0*	1	1*	2	2*	3	4*	5*	6

Note:
Total winners is the sum of total aces, service winners, forehand winners and backhand winners.

Legend:
W Winner * Server



Scorecard

スコアカード / Feuille d'arbitrage

	CORNET Alize FERRO Fiona	FRA	1	4
W	MATTEK-SANDS Bethanie PEGULA Jessica (4)	USA	6	6
Match duration: 1h11min			28min	43min

Court	Court 6	Scoring Rule	Match tie-break
Chair Umpire	RASK Christian (DEN)	Match Code	WD206
Started	15:52	Finished	17:03

1st Set

Game	Serving	AC/FF	BM/JP
Game 1	Jessica Pegula	0	1
Game 2	Fiona Ferro	0	2
Game 3	Bethanie Mattek-Sands	0	3
Game 4	Alize Cornet	1	3
Game 5	Jessica Pegula	1	4
Game 6	Fiona Ferro	1	5
Game 7	Bethanie Mattek-Sands	1	6

2nd Set

Game	Serving	AC/FF	BM/JP
Game 1	Alize Cornet	1	0
Game 2	Bethanie Mattek-Sands	1	1
Game 3	Fiona Ferro	2	1



Scorecard

スコアカード / Feuille d'arbitrage

Game 4: Jessica Pegula Serving

														AC/FF	BM/JP	
															2	2
61	62	63	64	65	66											

Game 5: Alize Cornet Serving

														AC/FF	BM/JP	
															3	2
67	68	69	70	71	72	73	74									

Game 6: Bethanie Mattek-Sands Serving

														AC/FF	BM/JP	
															3	3
75	76	77	78	79												

Game 7: Fiona Ferro Serving

														AC/FF	BM/JP	
															3	4
80	81	82	83													

Game 8: Jessica Pegula Serving

														AC/FF	BM/JP	
															3	5
84	85	86	87	88	89	90	91									

Game 9: Alize Cornet Serving

														AC/FF	BM/JP	
															4	5
92	93	94	95	96	97	98	99									

Game 10: Bethanie Mattek-Sands Serving

														AC/FF	BM/JP	
															4	6
100	101	102	103	104												

Incidents Summary:

Code of Conduct Violation: 0
Time Violation: 0

Legend:						
Winner						



Match Statistics

試合統計 / Statistiques du match

	NICULESCU Monica OLARU Raluca	ROU	6 (3)	5
W	PEREZ Ellen STOSUR Samantha	AUS	7	7
Match duration: 1h59min			67min	52min

Court 5

Chair Umpire: THOMSON Kelly (GBR)

NICULESCU M/OLARU R				PEREZ E/STOSUR S				
1 st Set	2 nd Set	Match Tie-break	Total		1 st Set	2 nd Set	Match Tie-break	Total
1	1		2	Total aces	4	7		11
3	1		4	Double faults	2	2		4
0	0		0	Service winners	0	0		0
40/55	24/32		64/87	1st serve	26/38	26/41		52/79
(73%)	(75%)		(74%)	Aces on 1st serve	(68%)	(63%)		(66%)
1	1		2	Points won on 1st serve	4	7		11
17/40	13/24		30/64	2nd Serve	15/26	18/26		33/52
(43%)	(54%)		(47%)	Aces on 2nd Serve	(58%)	(69%)		(63%)
12/15	7/8		19/23	Points won on 2nd serve	10/12	13/15		23/27
(80%)	(88%)		(83%)	Total points won	(83%)	(87%)		(85%)
0	0		0	Receiving points won	0	0		0
8/15	6/8		14/23	Break point conversions	3/12	8/15		11/27
(53%)	(75%)		(61%)		(25%)	(53%)		(41%)
45	34		79	Forehand winners	48	39		87
20/38	15/41		35/79	Backhand winners	30/55	13/32		43/87
(53%)	(37%)		(44%)	Forced errors	(55%)	(41%)		(49%)
4/8	1/3		5/11	Unforced errors	4/9	2/2		6/11
(50%)	(33%)		(45%)		(44%)	(100%)		(55%)
8	9		17		12	10		22
5	2		7		3	5		8
10	13		23		8	13		21
18	4		22		22	9		31

	1 st Set								2 nd Set														
Niculescu/Olaru	1*	1	2*	3	4*	5	5*	5	5*	6	6	6(3)	*1	1	*2	2*	3*	3*	4*	5	5*	5	
Perez/Stosur	*0	1	*1	1*	1*	1*	2	3*	4	5*	5	6	7	0*	1	*2	2*	3	4*	4*	5	6*	7

Note:
Total winners is the sum of total aces, service winners, forehand winners and backhand winners.

Legend:
W Winner * Server



Scorecard

スコアカード / Feuille d'arbitrage

	NICULESCU Monica OLARU Raluca	ROU	6 (3)	5
W	PEREZ Ellen STOSUR Samantha	AUS	7	7
Match duration: 2h00min			67min	53min

Court	Court 5	Scoring Rule	Match tie-break
Chair Umpire	THOMSON Kelly (GBR)	Match Code	WD207
Started	16:46	Finished	18:46

1st Set

Game	Serving	MN/RO	EP/SS	Notes
Game 1	Samantha Stosur	1	0	●
Game 2	Raluca Olaru	1	1	●
Game 3	Ellen Perez	2	1	●
Game 4	Monica Niculescu	3	1	
Game 5	Samantha Stosur	4	1	●
Game 6	Raluca Olaru	5	1	
Game 7	Ellen Perez	5	2	
Game 8	Monica Niculescu	5	3	●
Game 9	Samantha Stosur	5	4	
Game 10	Raluca Olaru	5	5	●



Scorecard

スコアカード / Feuille d'arbitrage

Game	Serving	MN/RO	EP/SS
Game 11	Ellen Perez	6	5
Game 12	Monica Niculescu	6	6
TB - Monica Niculescu		6	7
TB - Raluca Olaru			
TB - Ellen Perez			
TB - Samantha Stosur		(3)	(7)
2nd Set			
Game 1	Raluca Olaru	1	0
Game 2	Ellen Perez	1	1
Game 3	Monica Niculescu	2	1
Game 4	Samantha Stosur	2	2
Game 5	Raluca Olaru	3	2
Game 6	Ellen Perez	3	3
Game 7	Monica Niculescu	3	4
Game 8	Samantha Stosur	4	4



Scorecard

スコアカード / Feuille d'arbitrage

Game 9: Raluca Olaru Serving

														MN/RO	EP/SS
														5	4
140	141	142	143												

Game 10: Ellen Perez Serving

														MN/RO	EP/SS
														5	5
144	145	146	147	148	149	150	151								

Game 11: Monica Niculescu Serving

														MN/RO	EP/SS
														5	6
152	153	154	155	156											

Game 12: Samantha Stosur Serving

														MN/RO	EP/SS
														5	7
157	158	159	160	161	162	163	164	165	166						

Incidents Summary:

Code of Conduct Violation: 0

Time Violation: 3

Time Violation on NICULESCU, Monica (ROU) /OLARU, Raluca (ROU) in Set 1, Game 4, Point 6 at 17:02 on 26 July 2021

Time Violation on NICULESCU, Monica (ROU) /OLARU, Raluca (ROU) in Set 1, Game 10, Point 3 at 17:28 on 26 July 2021

Time Violation on NICULESCU, Monica (ROU) /OLARU, Raluca (ROU) in Set 1, Game 12, Point 16 at 17:45 on 26 July 2021

Legend:

	Tie-break		Winner		Double fault		Point to receiver - 2nd serve
	Point to server - 2nd serve		Ace - 1st serve		Point to receiver - 1st serve		Point to server - 1st serve
	Service Break						



Match Statistics

試合統計 / Statistiques du match

	MUGURUZA Garbine SUAREZ NAVARRO Carla	ESP	6	1	[9]
W	BENCIC Belinda GOLUBIC Viktorija	SUI	3	6	[11]
Match duration: 1h29min			38min	36min	15min

Court 2

Chair Umpire: THOMSON Kelly (GBR)

MUGURUZA G/SUAREZ NAVARRO C				BENCIC B/GOLUBIC V				
1 st Set	2 nd Set	Match Tie-break	Total		1 st Set	2 nd Set	Match Tie-break	Total
2	2	0	4	Total aces	0	2	0	2
1	0	1	2	Double faults	0	1	0	1
1	0	0	1	Service winners	0	0	0	0
21/32	22/31	7/10	50/73	1st serve	23/30	15/25	10/10	48/65
(66%)	(71%)	(70%)	(68%)		(77%)	(60%)	(100%)	(74%)
2	2	0	4	Aces on 1st serve	0	2	0	2
16/21	10/22	4/7	30/50	Points won on 1st serve	13/23	12/15	6/10	31/48
(76%)	(45%)	(57%)	(60%)		(57%)	(80%)	(60%)	(65%)
10/11	9/9	2/3	21/23	2nd Serve	7/7	9/10	0/0	16/17
(91%)	(100%)	(67%)	(91%)		(100%)	(90%)	(0%)	(94%)
0	0	0	0	Aces on 2nd Serve	0	0	0	0
5/11	4/9	1/3	10/23	Points won on 2nd serve	2/7	6/10	0/0	8/17
(45%)	(44%)	(33%)	(43%)		(29%)	(60%)	(0%)	(47%)
36	21	9	66	Total points won	26	35	11	72
15/30	7/25	4/10	26/65	Receiving points won	11/32	17/31	5/10	33/73
(50%)	(28%)	(40%)	(40%)		(34%)	(55%)	(50%)	(45%)
2/4	0/0	0/0	2/4	Break point conversions	1/4	2/5	0/0	3/9
(50%)	(0%)	(0%)	(50%)		(25%)	(40%)	(0%)	(33%)
10	8	3	21	Forehand winners	7	10	2	19
2	2	2	6	Backhand winners	3	4	4	11
6	7	1	14	Forced errors	9	4	2	15
10	6	4	20	Unforced errors	11	4	2	17

	1 st Set					2 nd Set					Match Tie-break																									
Muguruza/Suarez Navarro	*1	1	*2	2	*3	4	*4	5	*6	0	*0	0	*1	1	*1	1	*1	2	2	*2	2	3	3	*3	*4	4	4	*5	*5	6	7	*8	*9	9	9	*9
Bencic/Golubic	0	*1	1	*2	2	*2	3	*3	3	*1	2	*3	3	*4	5	*6	0	*0	*1	2	3	*3	*4	5	5	*6	*7	7	8	*8	*8	8	8	*9	*10	11

Note:
Total winners is the sum of total aces, service winners, forehand winners and backhand winners.

Legend:
W Winner * Server



Scorecard

スコアカード / Feuille d'arbitrage

	MUGURUZA Garbine SUAREZ NAVARRO Carla	ESP	6	1	[9]
W	BENCIC Belinda GOLUBIC Viktorija	SUI	3	6	[11]
Match duration: 1h29min			38min	36min	15min

Court	Court 2	Scoring Rule	Match tie-break
Chair Umpire	THOMSON Kelly (GBR)	Match Code	WD208
Started	17:41	Finished	19:10

1st Set

Game	Serving	GM/CS	BB/VG
Game 1	Carla Suarez Navarro	1	0
Game 2	Belinda Bencic	1	1
Game 3	Garbine Muguruza	2	1
Game 4	Viktorija Golubic	2	2
Game 5	Carla Suarez Navarro	3	2
Game 6	Belinda Bencic	4	2
Game 7	Garbine Muguruza	4	3
Game 8	Viktorija Golubic	5	3
Game 9	Carla Suarez Navarro	6	3

2nd Set

Game	Serving	GM/CS	BB/VG
Game 1	Belinda Bencic	0	1



Ariake Tennis Park

有明テニスの森
Parc de Tennis d'Ariake

TUE 27 JUL 2021

Tennis
テニス / Tennis

Women's Doubles
女子ダブルス / Double femmes

Second Round
2回戦 / 2e tour



Scorecard

スコアカード / Feuille d'arbitrage

Game 2: Carla Suarez Navarro Serving

GM/CS BB/VG

67	68	69	70	71																		
																		0		2		

Game 3: Viktorija Golubic Serving

GM/CS BB/VG

72	73	74	75	76	77	78	79	80	81													
																		0		3		

Game 4: Garbine Muguruza Serving

GM/CS BB/VG

82	83	84	85	86	87	88	89	90	91													
																		1		3		

Game 5: Belinda Bencic Serving

GM/CS BB/VG

92	93	94	95	96																		
																		1		4		

Game 6: Carla Suarez Navarro Serving

GM/CS BB/VG

97	98	99	100	101	102	103	104	105	106	107	108	109	110									
																		1		5		

Game 7: Viktorija Golubic Serving

GM/CS BB/VG

111	112	113	114	115	116																	
																		1		6		

Match Tie-break

TB - Garbine Muguruza

GM/CS BB/VG

TB - Carla Suarez Navarro

GM/CS BB/VG

TB - Belinda Bencic

GM/CS BB/VG

TB - Viktorija Golubic

GM/CS BB/VG

																		[9]		[11]		

Incidents Summary:

Code of Conduct Violation: 0
Time Violation: 0



Ariake Tennis Park

有明テニスの森
Parc de Tennis d'Ariake

TUE 27 JUL 2021

Tennis

テニス / Tennis

Women's Doubles

女子ダブルス / Double femmes

Second Round

2回戦 / 2e tour



Scorecard

スコアカード / Feuille d'arbitrage

Legend:							
TB	Tie-break	W	Winner		Double fault		Point to receiver - 2nd serve
	Point to server - 2nd serve		Ace - 1st serve		Point to receiver - 1st serve		Point to server - 1st serve
	Service Break						





Match Statistics

試合統計 / Statistiques du match

W	KREJCIKOVA Barbora SINIAKOVA Katerina (1)	CZE	3	6	[10]
	BARTY Ashleigh SANDERS Storm (6)	AUS	6	4	[7]
Match duration: 1h19min			24min	42min	13min

Court 6

Chair Umpire: CINKO Adelka (CRO)

KREJCIKOVA B/SINIAKOVA K (1)				BARTY A/SANDERS S (6)				
1 st Set	2 nd Set	Match Tie-break	Total		1 st Set	2 nd Set	Match Tie-break	Total
1	1	0	2	Total aces	5	1	0	6
1	0	2	3	Double faults	1	1	0	2
0	0	0	0	Service winners	0	0	0	0
11/17	29/38	7/9	47/64	1st serve	19/25	26/30	6/8	51/63
(65%)	(76%)	(78%)	(73%)		(76%)	(87%)	(75%)	(81%)
1	1	0	2	Aces on 1st serve	4	1	0	5
9/11	21/29	6/7	36/47	Points won on 1st serve	16/19	18/26	4/6	38/51
(82%)	(72%)	(86%)	(77%)		(84%)	(69%)	(67%)	(75%)
5/6	9/9	0/2	14/17	2nd Serve	5/6	3/4	2/2	10/12
(83%)	(100%)	(0%)	(82%)		(83%)	(75%)	(100%)	(83%)
0	0	0	0	Aces on 2nd Serve	1	0	0	1
3/6	5/9	0/2	8/17	Points won on 2nd serve	4/6	1/4	0/2	5/12
(50%)	(56%)	(0%)	(47%)		(67%)	(25%)	(0%)	(42%)
17	37	10	64	Total points won	25	31	7	63
5/25	11/30	4/8	20/63	Receiving points won	5/17	12/38	3/9	20/64
(20%)	(37%)	(50%)	(32%)		(29%)	(32%)	(33%)	(31%)
0/0	1/1	0/0	1/1	Break point conversions	1/1	0/2	0/0	1/3
(0%)	(100%)	(0%)	(100%)		(100%)	(0%)	(0%)	(33%)
4	7	1	12	Forehand winners	5	2	0	7
1	3	1	5	Backhand winners	2	4	1	7
10	17	2	29	Forced errors	6	22	6	34
3	7	4	14	Unforced errors	4	4	2	10

	1 st Set						2 nd Set						Match Tie-break																									
Krejcikova/Siniakova (1)	0*	1	1*	1	2	3	3	*1	1*	2	2*	3	3*	4	4*	5	6	*1	2	2*	3	3*	3	3	4	4*	4	5	6	7	7*	8	8	8	8*	9	10	
Barty/Sanders (6)	*1	1	*2	3	*4	4	*5	5	*6	0	*1	1	*2	2	*3	3	*4	4	*4	0	*0	*1	1	2	*3	3	4	4	*4	4	4	5	*6	7	7	7	7	7

Note:
Total winners is the sum of total aces, service winners, forehand winners and backhand winners.

Legend:
W Winner * Server



Scorecard

スコアカード / Feuille d'arbitrage

W	KREJCIKOVA Barbora SINIAKOVA Katerina (1)	CZE	3	6	[10]
	BARTY Ashleigh SANDERS Storm (6)	AUS	6	4	[7]
Match duration: 1h19min			24min	43min	12min

Court	Court 6	Scoring Rule	Match tie-break
Chair Umpire	CINKO Adelka (CRO)	Match Code	WD301
Started	13:12	Finished	14:32

1st Set

Game	Serving	1	2	3	4	5	6	7	8	9	10	11	12	13	14	15	16	17	18	19	20	21	22	23	24	25	26	27	28	29	30	31	32	33	34	35	36	37	38	39	40	41	42	BK/KS	AB/SS										
Game 1	Ashleigh Barty	▲	●	▲	▲	▲																																						0	1										
Game 2	Barbora Krejcikova	▲	▲	▲	▲	▲																																									1	1							
Game 3	Storm Sanders	▲	▲	▲	▲																																											1	2						
Game 4	Katerina Siniakova	▲	▲	▲	▲																																											1	3						
Game 5	Ashleigh Barty	▲	▲	▲	▲	▲																																												1	4				
Game 6	Barbora Krejcikova	▲	▲	▲	▲																																													2	4				
Game 7	Storm Sanders	▲	▲	▲	▲	▲																																														2	5		
Game 8	Katerina Siniakova	▲	▲	▲	▲																																															3	5		
Game 9	Ashleigh Barty	▲	▲	▲	▲	▲																																																3	6

2nd Set

Game	Serving	1	2	3	4	BK/KS	AB/SS
Game 1	Barbora Krejcikova	▲	▲	▲	▲	1	0



Scorecard

スコアカード / Feuille d'arbitrage

Game	Serving	BK/KS	AB/SS
Game 2: Ashleigh Barty	Serving	1	1
Game 3: Katerina Siniakova	Serving	2	1
Game 4: Storm Sanders	Serving	2	2
Game 5: Barbora Krejcikova	Serving	3	2
Game 6: Ashleigh Barty	Serving	3	3
Game 7: Katerina Siniakova	Serving	4	3
Game 8: Storm Sanders	Serving	4	4
Game 9: Barbora Krejcikova	Serving	5	4
Game 10: Ashleigh Barty	Serving	6	4
Match Tie-break			
TB - Barbora Krejcikova			
TB - Katerina Siniakova			
TB - Ashleigh Barty			
TB - Storm Sanders		[10]	[7]



Ariake Tennis Park

有明テニスの森
Parc de Tennis d'Ariake

WED 28 JUL 2021

Tennis

テニス / Tennis

Women's Doubles

女子ダブルス / Double femmes

Quarterfinals

準々決勝 / Quarts de finale



Scorecard

スコアカード / Feuille d'arbitrage

Incidents Summary:

Code of Conduct Violation: 0
Time Violation: 0

Legend:					
TB Tie-break	W Winner	Double fault	Point to receiver - 2nd serve		
Point to server - 2nd serve	Ace - 1st serve	Point to receiver - 1st serve	Point to server - 1st serve		
Service Break					





Match Statistics

試合統計 / Statistiques du match

W	KUDERMETOVA Veronika VESNINA Elena	ROC	6	6
	KICHENOK Liudmyla KICHENOK Nadiia	UKR	2	1
Match duration: 0h59min			32min	27min

Court 3

Chair Umpire: SWEENEY Thomas (AUS)

KUDERMETOVA V/VESNINA E				KICHENOK L/KICHENOK N				
1 st Set	2 nd Set	Match Tie-break	Total		1 st Set	2 nd Set	Match Tie-break	Total
4	2		6	Total aces	1	1		2
1	1		2	Double faults	1	2		3
1	1		2	Service winners	0	1		1
20/29	13/18		33/47	1st serve	13/20	9/16		22/36
(69%)	(72%)		(70%)	Aces on 1st serve	(65%)	(56%)		(61%)
4	2		6	Points won on 1st serve	1	1		2
15/20	12/13		27/33	2nd Serve	8/13	5/9		13/22
(75%)	(92%)		(82%)	Aces on 2nd Serve	(62%)	(56%)		(59%)
8/9	4/5		12/14	Points won on 2nd serve	6/7	6/8		12/15
(89%)	(80%)		(86%)	Total points won	(86%)	(75%)		(80%)
0	0		0	Receiving points won	0	0		0
4/9	4/5		8/14	Break point conversions	2/7	2/8		4/15
(44%)	(80%)		(57%)		(29%)	(25%)		(27%)
29	26		55		20	9		29
10/20	10/17		20/37	Forehand winners	10/29	2/18		12/47
(50%)	(59%)		(54%)	Backhand winners	(34%)	(11%)		(26%)
2/2	2/3		4/5	Forced errors	0/4	0/0		0/4
(100%)	(67%)		(80%)	Unforced errors	(0%)	(0%)		(0%)
3	6		9		8	1		9
3	2		5		1	0		1
2	3		5		9	9		18
8	4		12		9	5		14

	1 st Set						2 nd Set							
Kudermetova/Vesnina	*1	2*	3*	3*	4*	5*	6	*1	1*	2*	3*	4*	5*	6
Kichenok/Kichenok	0*	0*	1*	1*	2*	2*	2	0*	1*	1*	1*	1*	1*	1

Note:

Total winners is the sum of total aces, service winners, forehand winners and backhand winners.

Legend:

W Winner * Server



Scorecard

スコアカード / Feuille d'arbitrage

W	KUDERMETOVA Veronika VESNINA Elena	ROC	6	6
	KICHENOK Liudmyla KICHENOK Nadiia	UKR	2	1
Match duration: 0h59min			32min	27min

Court	Court 3	Scoring Rule	Match tie-break
Chair Umpire	SWEENEY Thomas (AUS)	Match Code	WD302
Started	11:08	Finished	12:08

1st Set

Game	Serving	VK/EV	LK/NK
Game 1: Elena Vesnina	Serving	1	0
Game 2: Liudmyla Kichenok	Serving	2	0
Game 3: Veronika Kudermetova	Serving	3	0
Game 4: Nadiia Kichenok	Serving	3	1
Game 5: Elena Vesnina	Serving	4	1
Game 6: Liudmyla Kichenok	Serving	4	2
Game 7: Veronika Kudermetova	Serving	5	2
Game 8: Nadiia Kichenok	Serving	6	2

2nd Set

Game	Serving	VK/EV	LK/NK
Game 1: Elena Vesnina	Serving	1	0
Game 2: Nadiia Kichenok	Serving	1	1



Ariake Tennis Park

有明テニスの森
Parc de Tennis d'Ariake

WED 28 JUL 2021

Tennis
テニス / Tennis

Women's Doubles
女子ダブルス / Double femmes

Quarterfinals
準々決勝 / Quarts de finale



Scorecard

スコアカード / Feuille d'arbitrage

Game 3: Veronika Kudermetova Serving														VK/EV	LK/NK	
															2	1
60	61	62	63													
Game 4: Liudmyla Kichenok Serving														VK/EV	LK/NK	
															3	1
64	65	66	67	68												
Game 5: Elena Vesnina Serving														VK/EV	LK/NK	
															4	1
69	70	71	72	73												
Game 6: Nadiia Kichenok Serving														VK/EV	LK/NK	
															5	1
74	75	76	77	78	79											
Game 7: Veronika Kudermetova Serving														VK/EV	LK/NK	
															6	1
80	81	82	83													

Incidents Summary:

Code of Conduct Violation: 0
Time Violation: 0

Legend:							
Winner	Double fault	Point to receiver - 2nd serve	Point to server - 2nd serve	Ace - 1st serve	Point to receiver - 1st serve	Point to server - 1st serve	Service Break





Match Statistics

試合統計 / Statistiques du match

W	PIGOSSI Laura STEFANI Luisa	BRA	1	6	[10]
	MATTEK-SANDS Bethanie PEGULA Jessica (4)	USA	6	3	[6]
Match duration: 1h26min			24min	45min	17min

Court 5

Chair Umpire: BLEY Miriam (GER)

PIGOSSI L/STEFANI L				MATTEK-SANDS B/PEGULA J (4)				
1 st Set	2 nd Set	Match Tie-break	Total		1 st Set	2 nd Set	Match Tie-break	Total
0	0	0	0	Total aces	1	1	0	2
0	2	0	2	Double faults	1	1	0	2
0	0	0	0	Service winners	0	0	0	0
14/17	19/37	5/8	38/62	1st serve	13/22	15/27	7/8	35/57
(82%)	(51%)	(63%)	(61%)	Aces on 1st serve	(59%)	(56%)	(88%)	(61%)
0	0	0	0	Points won on 1st serve	1	1	0	2
4/14	12/19	2/5	18/38	2nd Serve	10/13	10/15	3/7	23/35
(29%)	(63%)	(40%)	(47%)	Aces on 2nd Serve	(77%)	(67%)	(43%)	(66%)
3/3	16/18	3/3	22/24	Points won on 2nd serve	8/9	11/12	1/1	20/22
(100%)	(89%)	(100%)	(92%)	Total points won	(89%)	(92%)	(100%)	(91%)
0	0	0	0	Receiving points won	0	0	0	0
1/3	11/18	3/3	15/24	Break point conversions	4/9	4/12	0/1	8/22
(33%)	(61%)	(100%)	(63%)	Forehand winners	(44%)	(33%)	(0%)	(36%)
13	36	10	59	Backhand winners	26	28	6	60
8/22	13/27	5/8	26/57	Forced errors	12/17	14/37	3/8	29/62
(36%)	(48%)	(63%)	(46%)	Unforced errors	(71%)	(38%)	(38%)	(47%)
1/1	2/3	0/0	3/4		3/5	1/5	0/0	4/10
(100%)	(67%)	(0%)	(75%)		(60%)	(20%)	(0%)	(40%)
2	11	4	17		6	8	2	16
2	3	2	7		2	6	3	11
11	1	1	13		6	5	1	12
2	12	0	14		3	17	3	23

	1 st Set					2 nd Set					Match Tie-break																
Pigossi/Stefani	0*	0	1*	1*	1	*1	1*	3*	4	4*	5*	6	1*	2*	3	3*	3*	4	5	6*	6*	7	7*	8*	9	10	
Mattek-Sands/Pegula (4)	*1	2*	3*	4	5*	6	0*	1	1*	1*	2	3*	3	*0	0	0*	1*	2	3	3*	3*	4	5*	5*	6	6	*6

Note:
Total winners is the sum of total aces, service winners, forehand winners and backhand winners.

Legend:
W Winner * Server



Scorecard

スコアカード / Feuille d'arbitrage

W	PIGOSSI Laura STEFANI Luisa	BRA	1	6	[10]
	MATTEK-SANDS Bethanie PEGULA Jessica (4)	USA	6	3	[6]
Match duration: 1h26min			24min	45min	17min

Court	Court 5	Scoring Rule	Match tie-break
Chair Umpire	BLEY Miriam (GER)	Match Code	WD303
Started	15:21	Finished	16:48

1st Set

Game	Serving	LP/LS	BM/JP
Game 1	Jessica Pegula	0	1
Game 2	Luisa Stefani	0	2
Game 3	Bethanie Mattek-Sands	1	2
Game 4	Laura Pigossi	1	3
Game 5	Jessica Pegula	1	4
Game 6	Luisa Stefani	1	5
Game 7	Bethanie Mattek-Sands	1	6

2nd Set








Game	Serving	LP/LS	BM/JP
Game 1	Luisa Stefani	1	0
Game 2	Bethanie Mattek-Sands	1	1
Game 3	Laura Pigossi	2	1







Scorecard

スコアカード / Feuille d'arbitrage






Game 4: Jessica Pegula Serving

																			LP/LS	BM/JP	
58	59	60	61	62	63											3	1				







Game 5: Luisa Stefani Serving

																			LP/LS	BM/JP
64	65	66	67											4	1					












Game 6: Bethanie Mattek-Sands Serving

																		LP/LS	BM/JP
68	69	70	71	72											4	2			

Game 7: Laura Pigossi Serving

																		LP/LS	BM/JP	
73	74	75	76	77											4	3				

Game 8: Jessica Pegula Serving


																		LP/LS	BM/JP	
78	79	80	81	82	83	84	85	86	87							5	3			

Game 9: Luisa Stefani Serving



																					LP/LS	BM/JP
88	89	90	91	92	93	94	95	96	97	98	99	100	101	102	103						6	3

Match Tie-break

TB - Laura Pigossi

																						LP/LS	BM/JP				
															109	110			117	118							

TB - Luisa Stefani

																							LP/LS	BM/JP
	105	106											113	114										

TB - Bethanie Mattek-Sands

																									LP/LS	BM/JP
104											111	112						119								

TB - Jessica Pegula

																								LP/LS	BM/JP		
															107	108			115	116						[10]	[6]

Incidents Summary:

Code of Conduct Violation: 0
Time Violation: 0



Ariake Tennis Park

有明テニスの森
Parc de Tennis d'Ariake

WED 28 JUL 2021

Tennis

テニス / Tennis

Women's Doubles

女子ダブルス / Double femmes

Quarterfinals

準々決勝 / Quarts de finale



Scorecard

スコアカード / Feuille d'arbitrage

Legend:					
TB	Tie-break	W	Winner		Double fault
	Point to server - 2nd serve		Ace - 1st serve		Point to receiver - 1st serve
	Service Break				Point to receiver - 2nd serve




Match Statistics

試合統計 / Statistiques du match

	PEREZ Ellen STOSUR Samantha	AUS	4	4
W	BENCIC Belinda GOLUBIC Viktorija	SUI	6	6
Match duration: 1h23min			42min	41min

Court 1

Chair Umpire: DUMUSOIS Damien (FRA)

PEREZ E/STOSUR S				BENCIC B/GOLUBIC V				
1 st Set	2 nd Set	Match Tie-break	Total		1 st Set	2 nd Set	Match Tie-break	Total
1	1		2	Total aces	0	0		0
4	0		4	Double faults	2	2		4
0	0		0	Service winners	1	2		3
12/29	13/29		25/58	1st serve	25/37	18/26		43/63
(41%)	(45%)		(43%)	Aces on 1st serve	0	0		0
1	1		2	Points won on 1st serve	15/25	16/18		31/43
9/12	8/13		17/25	2nd Serve	16/16	6/8		22/24
(75%)	(62%)		(68%)	Aces on 2nd Serve	0	0		0
7/13	16/16		23/29	Points won on 2nd serve	9/18	4/8		13/26
(54%)	(100%)		(79%)	Total points won	34	31		65
0	0		0	Receiving points won	10/23	11/29		21/52
4/11	10/16		14/27	Break point conversions	2/2	1/1		3/3
(36%)	(63%)		(52%)	Forehand winners	8	5		13
32	24		56	Backhand winners	1	2		3
19/43	6/26		25/69	Forced errors	15	10		25
(44%)	(23%)		(36%)	Unforced errors	4	5		9
2/3	0/0		2/3					
(67%)	(0%)		(67%)					

	1 st Set							2 nd Set						
Perez/Stosur	*1	1*2	2*2	2*2	3*4	4		*0	0*1	1*2	2*3	3*4	4	
Bencic/Golubic	0	*1	1*2	3*4	5*5	5*6		1*2	2*3	3*4	4*5	5*6		

Note:

Total winners is the sum of total aces, service winners, forehand winners and backhand winners.

Legend:
W Winner * Server



Scorecard

スコアカード / Feuille d'arbitrage

	PEREZ Ellen STOSUR Samantha	AUS	4	4
W	BENCIC Belinda GOLUBIC Viktorija	SUI	6	6
Match duration: 1h23min			42min	41min

Court	Court 1	Scoring Rule	Match tie-break
Chair Umpire	DUMUSOIS Damien (FRA)	Match Code	WD304
Started	18:10	Finished	19:34

1st Set

Game	Serving	EP/SS	BB/VG
Game 1	Samantha Stosur	1	0
Game 2	Belinda Bencic	1	1
Game 3	Ellen Perez	2	1
Game 4	Viktorija Golubic	2	2
Game 5	Samantha Stosur	2	3
Game 6	Belinda Bencic	2	4
Game 7	Ellen Perez	2	5
Game 8	Viktorija Golubic	3	5
Game 9	Samantha Stosur	4	5
Game 10	Belinda Bencic	4	6

2nd Set



Scorecard

スコアカード / Feuille d'arbitrage

Game	Serving	EP/SS	BB/VG
Game 1: Ellen Perez	Serving	0	1
Game 2: Belinda Bencic	Serving	0	2
Game 3: Samantha Stosur	Serving	1	2
Game 4: Viktorija Golubic	Serving	1	3
Game 5: Ellen Perez	Serving	2	3
Game 6: Belinda Bencic	Serving	2	4
Game 7: Samantha Stosur	Serving	3	4
Game 8: Viktorija Golubic	Serving	3	5
Game 9: Ellen Perez	Serving	4	5
Game 10: Belinda Bencic	Serving	4	6

Incidents Summary:

Code of Conduct Violation: 0
Time Violation: 0



Ariake Tennis Park

有明テニスの森
Parc de Tennis d'Ariake

WED 28 JUL 2021

Tennis

テニス / Tennis

Women's Doubles

女子ダブルス / Double femmes

Quarterfinals

準々決勝 / Quarts de finale



Scorecard

スコアカード / Feuille d'arbitrage

Legend:							
W	Winner		Double fault		Point to receiver - 2nd serve		Point to server - 2nd serve
	Ace - 1st serve		Point to receiver - 1st serve		Point to server - 1st serve		Service Break




Match Statistics

試合統計 / Statistiques du match

W	KREJCIKOVA Barbora SINIAKOVA Katerina (1)	CZE	6	3	[10]
	KUDERMETOVA Veronika VESNINA Elena	ROC	3	6	[6]
Match duration: 1h34min			31min	50min	13min

Court 3

Chair Umpire: BLEY Miriam (GER)

KREJCIKOVA B/SINIAKOVA K (1)				KUDERMETOVA V/VESNINA E				
1 st Set	2 nd Set	Match Tie-break	Total		1 st Set	2 nd Set	Match Tie-break	Total
0	2	2	4	Total aces	2	3	1	6
0	2	0	2	Double faults	1	3	0	4
0	0	0	0	Service winners	0	0	0	0
16/26	22/35	7/8	45/69	1st serve	15/21	24/36	4/8	43/65
(62%)	(63%)	(88%)	(65%)	Aces on 1st serve	(71%)	(67%)	(50%)	(66%)
0	2	2	4	Points won on 1st serve	2	3	1	6
12/16	14/22	6/7	32/45	2nd Serve	13/15	18/24	3/4	34/43
(75%)	(64%)	(86%)	(71%)	Aces on 2nd Serve	(87%)	(75%)	(75%)	(79%)
10/10	11/13	1/1	22/24	Points won on 2nd serve	5/6	9/12	4/4	18/22
(100%)	(85%)	(100%)	(92%)	Total points won	(83%)	(75%)	(100%)	(82%)
0	0	0	0	Receiving points won	0	0	0	0
9/10	6/13	1/1	16/24	Break point conversions	1/6	6/12	2/4	9/22
(90%)	(46%)	(100%)	(67%)		(17%)	(50%)	(50%)	(41%)
28	32	10	70	Forehand winners	19	39	6	64
7/21	12/36	3/8	22/65	Backhand winners	5/26	15/35	1/8	21/69
(33%)	(33%)	(38%)	(34%)	Forced errors	(19%)	(43%)	(13%)	(30%)
1/1	0/1	0/0	1/2	Unforced errors	0/2	1/4	0/0	1/6
(100%)	(0%)	(0%)	(50%)		(0%)	(25%)	(0%)	(17%)
6	7	5	18		4	5	1	10
1	3	0	4		2	10	1	13
7	7	0	14		9	4	1	14
4	14	3	21		12	16	2	30

	1 st Set						2 nd Set						Match Tie-break											
Krejcikova/Siniakova (1)	*1	1*2	2*3	4	*5	5*6	0	*1	1*1	1*2	2*3	3	*1	2	2*2	*3	4	4*5	*6	7	7*8	*9	9	9*10
Kudermetova/Vesnina	0	*1	1*2	2*2	2*3	3	*1	1*2	3*4	4*5	5*6	0	*0	*1	2	2*2	*3	3	3*3	*4	4	4*5	*6	6

Note:
Total winners is the sum of total aces, service winners, forehand winners and backhand winners.

Legend:
W Winner * Server



Scorecard

スコアカード / Feuille d'arbitrage

W	KREJCIKOVA Barbora SINIAKOVA Katerina (1)	CZE	6	3	[10]
	KUDERMETOVA Veronika VESNINA Elena	ROC	3	6	[6]
Match duration: 1h34min			32min	49min	13min

Court	Court 3	Scoring Rule	Match tie-break
Chair Umpire	BLEY Miriam (GER)	Match Code	WD401
Started	15:09	Finished	16:43

1st Set

Game	Serving	BK/KS	VK/EV
Game 1	Barbora Krejckova	1	0
Game 2	Elena Vesnina	1	1
Game 3	Katerina Siniakova	2	1
Game 4	Veronika Kudermetova	2	2
Game 5	Barbora Krejckova	3	2
Game 6	Elena Vesnina	4	2
Game 7	Katerina Siniakova	5	2
Game 8	Veronika Kudermetova	5	3
Game 9	Barbora Krejckova	6	3

2nd Set

Game	Serving	BK/KS	VK/EV
Game 1	Veronika Kudermetova	0	1



Scorecard

スコアカード / Feuille d'arbitrage

Game 2: Barbora Krejckikova Serving														BK/KS	VK/EV
														1	1
53	54	55	56	57											
Game 3: Elena Vesnina Serving														BK/KS	VK/EV
														1	2
58	59	60	61	62	63										
Game 4: Katerina Siniakova Serving														BK/KS	VK/EV
														1	3
64	65	66	67	68	69	70	71	72	73	74	75				
Game 5: Veronika Kudermetova Serving														BK/KS	VK/EV
														1	4
76	77	78	79	80	81	82	83	84	85	86	87				
Game 6: Barbora Krejckikova Serving														BK/KS	VK/EV
														2	4
88	89	90	91	92	93	94	95	96	97	98	99				
Game 7: Elena Vesnina Serving														BK/KS	VK/EV
														2	5
100	101	102	103	104	105	106	107								
Game 8: Katerina Siniakova Serving														BK/KS	VK/EV
														3	5
108	109	110	111	112	113										
Game 9: Veronika Kudermetova Serving														BK/KS	VK/EV
														3	6
114	115	116	117	118											
Match Tie-break														BK/KS	VK/EV
TB - Barbora Krejckikova															
119							126	127							
TB - Katerina Siniakova															
		122	123					130	131						
TB - Veronika Kudermetova															
			124	125					132	133					
TB - Elena Vesnina															
														[10]	[6]
	120	121						128	129						

Incidents Summary:

Code of Conduct Violation: 0
Time Violation: 0



Ariake Tennis Park

有明テニスの森
Parc de Tennis d'Ariake

THU 29 JUL 2021

Tennis

テニス / Tennis

Women's Doubles

女子ダブルス / Double femmes

Semifinals

準決勝 / Demi-finales



Scorecard

スコアカード / Feuille d'arbitrage

Legend:							
TB	Tie-break	W	Winner		Double fault		Point to receiver - 2nd serve
	Point to server - 2nd serve		Ace - 1st serve		Point to receiver - 1st serve		Point to server - 1st serve
	Service Break						





Match Statistics

試合統計 / Statistiques du match

	PIGOSSI Laura STEFANI Luisa	BRA	5	3
W	BENCIC Belinda GOLUBIC Viktorija	SUI	7	6
Match duration: 1h35min			51min	44min

Court 3

Chair Umpire: RADWAN CHO Katarzyna (POL)

PIGOSSI L/STEFANI L				BENCIC B/GOLUBIC V				
1 st Set	2 nd Set	Match Tie-break	Total		1 st Set	2 nd Set	Match Tie-break	Total
2	1		3	Total aces	0	1		1
0	4		4	Double faults	0	0		0
0	0		0	Service winners	0	0		0
25/37	20/30		45/67	1st serve	19/36	27/32		46/68
(68%)	(67%)		(67%)	Aces on 1st serve	(53%)	(84%)		(68%)
2	1		3	Points won on 1st serve	0	1		1
16/25	13/20		29/45	2nd Serve	10/19	17/27		27/46
(64%)	(65%)		(64%)	Aces on 2nd Serve	(53%)	(63%)		(59%)
12/12	6/10		18/22	Points won on 2nd serve	17/17	5/5		22/22
(100%)	(60%)		(82%)	Total points won	(100%)	(100%)		(100%)
0	0		0	Receiving points won	0	0		0
5/12	4/10		9/22	Break point conversions	10/17	5/5		15/22
(42%)	(40%)		(41%)		(59%)	(100%)		(68%)
37	27		64		36	35		71
16/36	10/32		26/68	Forehand winners	16/37	13/30		29/67
(44%)	(31%)		(38%)	Backhand winners	(43%)	(43%)		(43%)
2/2	0/2		2/4	Forced errors	3/5	1/5		4/10
(100%)	(0%)		(50%)	Unforced errors	(60%)	(20%)		(40%)
10	6		16		9	8		17
6	2		8		4	2		6
20	19		39		17	14		31
3	5		8		2	4		6

	1 st Set							2 nd Set				
Pigossi/Stefani	1*2	3*4	4*4	4*5	5*5	5*5	5*5	0*1	1*2	2*2	2*3	3
Bencic/Golubic	*0	0*0	0*1	2*3	3*4	5*6	7	*1	1*2	2*3	4*5	5*6

Note:
Total winners is the sum of total aces, service winners, forehand winners and backhand winners.

Legend:
W Winner * Server



Scorecard

スコアカード / Feuille d'arbitrage

	PIGOSSI Laura STEFANI Luisa	BRA	5	3
W	BENCIC Belinda GOLUBIC Viktorija	SUI	7	6
Match duration: 1h35min			52min	43min

Court	Court 3	Scoring Rule	Match tie-break
Chair Umpire	RADWAN CHO Katarzyna (POL)	Match Code	WD402
Started	20:09	Finished	21:45

1st Set

Game	Serving	LP/LS	BB/VG
Game 1	Belinda Bencic	1	0
Game 2	Luisa Stefani	2	0
Game 3	Viktorija Golubic	3	0
Game 4	Laura Pigossi	4	0
Game 5	Belinda Bencic	4	1
Game 6	Luisa Stefani	4	2
Game 7	Viktorija Golubic	4	3
Game 8	Laura Pigossi	5	3
Game 9	Belinda Bencic	5	4
Game 10	Luisa Stefani	5	5



Scorecard

スコアカード / Feuille d'arbitrage

Game 11: Viktorija Golubic Serving

														LP/LS	BB/VG	
															5	6
60	61	62	63	64	65	66	67									

Game 12: Laura Pigossi Serving

														LP/LS	BB/VG	
															5	7
68	69	70	71	72	73											

2nd Set

Game 1: Belinda Bencic Serving

														LP/LS	BB/VG	
															0	1
74	75	76	77	78	79											

Game 2: Luisa Stefani Serving

														LP/LS	BB/VG	
															1	1
80	81	82	83	84	85	86	87									

Game 3: Viktorija Golubic Serving

														LP/LS	BB/VG	
															1	2
88	89	90	91	92	93	94	95	96	97							

Game 4: Laura Pigossi Serving

														LP/LS	BB/VG	
															2	2
98	99	100	101	102	103											

Game 5: Belinda Bencic Serving

														LP/LS	BB/VG	
															2	3
104	105	106	107	108	109											

Game 6: Luisa Stefani Serving

														LP/LS	BB/VG	
															2	4
110	111	112	113	114	115	116	117	118	119							

Game 7: Viktorija Golubic Serving

														LP/LS	BB/VG	
															2	5
120	121	122	123													

Game 8: Laura Pigossi Serving

														LP/LS	BB/VG	
															3	5
124	125	126	127	128	129											

Game 9: Belinda Bencic Serving

														LP/LS	BB/VG	
															3	6
130	131	132	133	134	135											

Incidents Summary:

Code of Conduct Violation: 0
Time Violation: 0



Ariake Tennis Park

有明テニスの森
Parc de Tennis d'Ariake

THU 29 JUL 2021

Tennis

テニス / Tennis

Women's Doubles

女子ダブルス / Double femmes

Semifinals

準決勝 / Demi-finales



Scorecard

スコアカード / Feuille d'arbitrage

Legend:							
W	Winner		Double fault		Point to receiver - 2nd serve		Point to server - 2nd serve
	Ace - 1st serve		Point to receiver - 1st serve		Point to server - 1st serve		Service Break




Match Statistics

試合統計 / Statistiques du match

	KUDERMETOVA Veronika VESNINA Elena	ROC	6	4	[9]
W	PIGOSSI Laura STEFANI Luisa	BRA	4	6	[11]
Match duration: 2h11min			55min	52min	24min

Court 1

Chair Umpire: AZEMAR ENGZELL Louise (SWE)

KUDERMETOVA V/VESNINA E				PIGOSSI L/STEFANI L				
1 st Set	2 nd Set	Match Tie-break	Total		1 st Set	2 nd Set	Match Tie-break	Total
2	2	1	5	Total aces	1	3	0	4
3	3	0	6	Double faults	1	0	1	2
0	0	0	0	Service winners	0	0	0	0
25/37	22/36	6/10	53/83	1st serve	28/42	22/33	6/10	56/85
(68%)	(61%)	(60%)	(64%)	Aces on 1st serve	(67%)	(67%)	(60%)	(66%)
2	2	1	5	Points won on 1st serve	13/28	15/22	6/6	34/56
19/25	14/22	4/6	37/53	2nd Serve	(46%)	(68%)	(100%)	(61%)
(76%)	(64%)	(67%)	(70%)	Aces on 2nd Serve	13/14	11/11	3/4	27/29
9/12	11/14	4/4	24/30	Points won on 2nd serve	(93%)	(100%)	(75%)	(93%)
(75%)	(79%)	(100%)	(80%)	Total points won	0	1	0	1
0	0	0	0	Receiving points won	9/14	8/11	1/4	18/29
4/12	7/14	2/4	13/30	Break point conversions	(64%)	(73%)	(25%)	(62%)
(33%)	(50%)	(50%)	(43%)		36	38	11	85
43	31	9	83	Forehand winners	14/37	15/36	4/10	33/83
20/42	10/33	3/10	33/85	Backhand winners	(38%)	(42%)	(40%)	(40%)
(48%)	(30%)	(30%)	(39%)	Forced errors	1/3	1/2	0/0	2/5
2/7	0/1	0/0	2/8	Unforced errors	(33%)	(50%)	(0%)	(40%)
(29%)	(0%)	(0%)	(25%)		4	8	4	16
14	8	3	25		6	7	0	13
2	5	1	8		13	10	3	26
11	11	3	25		12	6	1	19
14	9	4	27					

	1 st Set						2 nd Set						Match Tie-break																								
Kudermetova/Vesnina	*1	2*	3	3*	4	4*	4	4*	5	6	*0	0*	1	1*	2	2*	3	3*	4	4*	*1	1	2*	3*	4	5	5*	6*	7	7*	8	9	9*	9	9	9*	
Pigossi/Stefani	0*	0	*1	1*	2	3*	4	4*	1*	2	2*	3	3*	4	4*	5	5*	6	0*	1*	1	1*	1*	2	2	2*	3*	4	5	5*	5*	6	7	8*	9*	10	11

Note:
Total winners is the sum of total aces, service winners, forehand winners and backhand winners.

Legend:
W Winner * Server



Scorecard

スコアカード / Feuille d'arbitrage

	KUDERMETOVA Veronika VESNINA Elena	ROC	6	4	[9]
W	PIGOSSI Laura STEFANI Luisa	BRA	4	6	[11]
Match duration: 2h11min			56min	52min	23min

Court	Court 1	Scoring Rule	Match tie-break
Chair Umpire	AZEMAR ENGZELL Louise (SWE)	Match Code	WD502
Started	15:09	Finished	17:20

1st Set

Game	Serving	VK/EV	LP/LS
Game 1	Elena Vesnina	1	0
Game 2	Luisa Stefani	2	0
Game 3	Veronika Kudermetova	3	0
Game 4	Laura Pigossi	3	1
Game 5	Elena Vesnina	4	1
Game 6	Luisa Stefani	4	2
Game 7	Veronika Kudermetova	4	3
Game 8	Laura Pigossi	4	4
Game 9	Elena Vesnina	5	4
Game 10	Luisa Stefani	6	4

2nd Set



Scorecard

スコアカード / Feuille d'arbitrage

Game	Serving	Score	VK/EV	LP/LS
Game 1	Elena Vesnina	0-1		
Game 2	Laura Pigossi	0-2		
Game 3	Veronika Kudermetova	1-2		
Game 4	Luisa Stefani	1-3		
Game 5	Elena Vesnina	2-3		
Game 6	Laura Pigossi	2-4		
Game 7	Veronika Kudermetova	3-4		
Game 8	Luisa Stefani	3-5		
Game 9	Elena Vesnina	4-5		
Game 10	Laura Pigossi	4-6		
Match Tie-break				
TB - Veronika Kudermetova				
TB - Elena Vesnina				
TB - Laura Pigossi				
TB - Luisa Stefani		[9] [11]		



Ariake Tennis Park

有明テニスの森
Parc de Tennis d'Ariake

SAT 31 JUL 2021

Tennis
テニス / Tennis

Women's Doubles
女子ダブルス / Double femmes

Bronze Medal Match

3位決定戦 / Match pour la médaille de bronze



Scorecard

スコアカード / Feuille d'arbitrage

Incidents Summary:

Code of Conduct Violation: 0
Time Violation: 0

Legend:							
TB	Tie-break	W	Winner		Ace - 2nd serve		Double fault
	Point to receiver - 2nd serve		Point to server - 2nd serve		Ace - 1st serve		Point to receiver - 1st serve
	Point to server - 1st serve		Service Break				





Match Statistics

試合統計 / Statistiques du match

W	KREJCIKOVA Barbora SINIAKOVA Katerina (1)	CZE	7	6
	BENCIC Belinda GOLUBIC Viktorija	SUI	5	1
Match duration: 1h24min			47min	39min

Centre Court

Chair Umpire: KJENDLIE Julie (NOR)

KREJCIKOVA B/SINIAKOVA K (1)				BENCIC B/GOLUBIC V				
1 st Set	2 nd Set	Match Tie-break	Total		1 st Set	2 nd Set	Match Tie-break	Total
6	1		7	Total aces	0	0		0
3	3		6	Double faults	0	2		2
1	2		3	Service winners	0	0		0
24/34	16/24		40/58	1st serve	25/34	18/29		43/63
(71%)	(67%)		(69%)		(74%)	(62%)		(68%)
6	1		7	Aces on 1st serve	0	0		0
20/24	10/16		30/40	Points won on 1st serve	19/25	5/18		24/43
(83%)	(63%)		(75%)		(76%)	(28%)		(56%)
7/10	5/8		12/18	2nd Serve	9/9	9/11		18/20
(70%)	(63%)		(67%)		(100%)	(82%)		(90%)
0	0		0	Aces on 2nd Serve	0	0		0
6/10	3/8		9/18	Points won on 2nd serve	3/9	4/11		7/20
(60%)	(38%)		(50%)		(33%)	(36%)		(35%)
38	33		71	Total points won	30	20		50
12/34	20/29		32/63	Receiving points won	8/34	11/24		19/58
(35%)	(69%)		(51%)		(24%)	(46%)		(33%)
1/2	4/9		5/11	Break point conversions	0/1	1/5		1/6
(50%)	(44%)		(45%)		(0%)	(20%)		(17%)
10	11		21	Forehand winners	7	3		10
5	2		7	Backhand winners	1	2		3
14	3		17	Forced errors	10	7		17
8	12		20	Unforced errors	6	10		16

	1 st Set							2 nd Set												
Krejckova/Siniakova (1)	0*	1	1*	2	2*	3	3*	4	4*	5	6	6*	1	2	3	3*	4	4*	5	6
Bencic/Golubic	*1	1	*2	2	*3	3	*4	4	*5	5	*5	5	*0	0	*0	1	*1	1	*1	1

Note:
Total winners is the sum of total aces, service winners, forehand winners and backhand winners.

Legend:
W Winner * Server



Scorecard

スコアカード / Feuille d'arbitrage

W	KREJCIKOVA Barbora SINIAKOVA Katerina (1)	CZE	7	6
	BENCIC Belinda GOLUBIC Viktorija	SUI	5	1
Match duration: 1h25min			48min	37min

Court	Centre Court	Scoring Rule	Match tie-break
Chair Umpire	KJENDLIE Julie (NOR)	Match Code	WD501
Started	15:07	Finished	16:33

1st Set

Game	Serving	BK/KS	BB/VG
Game 1	Belinda Bencic	0	1
Game 2	Barbora Krejcikova	1	1
Game 3	Viktorija Golubic	1	2
Game 4	Katerina Siniakova	2	2
Game 5	Belinda Bencic	2	3
Game 6	Barbora Krejcikova	3	3
Game 7	Viktorija Golubic	3	4
Game 8	Katerina Siniakova	4	4
Game 9	Belinda Bencic	4	5
Game 10	Barbora Krejcikova	5	5



Scorecard

スコアカード / Feuille d'arbitrage

Game	Serving	Score	BK/KS	BB/VG	Notes
Game 11	Viktorija Golubic	6-5			★
Game 12	Katerina Siniakova	7-5			
2nd Set					
Game 1	Belinda Bencic	1-0			★
Game 2	Barbora Krejckikova	2-0			
Game 3	Viktorija Golubic	3-0			★
Game 4	Katerina Siniakova	3-1			★
Game 5	Belinda Bencic	4-1			★
Game 6	Barbora Krejckikova	5-1			
Game 7	Viktorija Golubic	6-1			★

Incidents Summary:

Code of Conduct Violation: 0
Time Violation: 0



Ariake Tennis Park

有明テニスの森
Parc de Tennis d'Ariake

SUN 1 AUG 2021

Tennis

テニス / Tennis

Women's Doubles

女子ダブルス / Double femmes

Gold Medal Match

決勝戦 / Match pour la médaille d'or



Scorecard

スコアカード / Feuille d'arbitrage

Legend:							
W	Winner		Ace - 2nd serve		Double fault		Point to receiver - 2nd serve
	Point to server - 2nd serve		Ace - 1st serve		Point to receiver - 1st serve		Point to server - 1st serve
	Service Break						





Entry List by Event

種目ごとのエントリーリスト / Liste d'inscriptions par épreuve

As of THU 29 JUL 2021

Event Order	Ranking 19 JUL 2021	Name	NOC Code	Qualified Type	Seed
1	5 3	MLADENOVIC Kristina MAHUT Nicolas	FRA		1
2	19 4	SAKKARI Maria TSITSIPAS Stefanos	GRE		2
3	13 10	MATTEK-SANDS Bethanie RAM Rajeev	USA		3
4	18 7	PAVLYUCHENKOVA Anastasia RUBLEV Andrey	ROC		4
5	8 17	SWIATEK Iga KUBOT Lukasz	POL		
6	1 25	BARTY Ashleigh PEERS John	AUS		
7	14 15	DABROWSKI Gabriela AUGER-ALIASSIME Felix	CAN		
8	19 12	JURAK Darija DODIG Ivan	CRO		
9	64 6	FERRO Fiona HERBERT Pierre-Hugues	FRA	ALT	
10	23 18	STEFANI Luisa MELO Marcelo	BRA		
11	38 4	PODOROSKA Nadia ZEBALLOS Horacio	ARG		
12	42 1	STOJANOVIC Nina DJOKOVIC Novak	SRB		
13	10 38	SHIBAHARA Ena McLACHLAN Ben	JPN	HCP	
14	34 15	SIEGEMUND Laura KRAWIETZ Kevin	GER		
15	55 24	VESNINA Elena KARATSEV Aslan	ROC		
16	454 35	SHVEDOVA Yaroslava GOLUBEV Andrey	KAZ		

Note:
The ranking shown is the best of a player's Singles or Doubles World Ranking.

Legend:
ALT Alternate **HCP** Host Nation Place



Draw

ドロー / Tableau

As of SUN 1 AUG 2021

Rank	1 st Round	Seed	NOC	Quarterfinals	Semifinals	Final
5	MLADENOVIC Kristina	(1)	FRA	VESNINA E KARATSEV A	VESNINA E KARATSEV A 6-4 6-4	Gold: PAVLYUCHENKOVA / RUBLEV ROC Silver: VESNINA / KARATSEV ROC Bronze: BARTY / PEERS AUS
55	VESNINA Elena		ROC	6-4 6-2		
24	KARATSEV Aslan					
64	FERRO Fiona		FRA	SWIATEK I KUBOT L	SWIATEK I KUBOT L 6-3 7-6(3)	VESNINA E KARATSEV A 7-6(4) 7-5
6	HERBERT Pierre-Hugues (ALT)					
8	SWIATEK Iga		POL			
17	KUBOT Lukasz					
13	MATTEK-SANDS Bethanie	(3)	USA	SIEGEMUND L KRAWIETZ K	STOJANOVIC N DJOKOVIC N 6-1 6-2	Gold Medal PAVLYUCHENKOVA A RUBLEV A (4) 6-3 6-7(5) [13-11]
10	RAM Rajeev		USA	6-4 5-7 [10-8]		
34	SIEGEMUND Laura		GER			
15	KRAWIETZ Kevin					
42	STOJANOVIC Nina		SRB	STOJANOVIC N DJOKOVIC N	STOJANOVIC N DJOKOVIC N 6-3 6-4	PAVLYUCHENKOVA A RUBLEV A (4) 7-5 6-7(0) [10-8]
1	DJOKOVIC Novak					
23	STEFANI Luisa		BRA			
18	MELO Marcelo					
454	SHVEDOVA Yaroslava		KAZ	SHIBAHARA E McLACHLAN B (HCP)	SHIBAHARA E McLACHLAN B (HCP) 6-3 7-6(3)	PAVLYUCHENKOVA A RUBLEV A (4) 5-7 6-4 [11-9]
35	GOLUBEV Andrey		KAZ			
10	SHIBAHARA Ena		JPN			
38	McLACHLAN Ben (HCP)					
19	JURAK Darija		CRO	PAVLYUCHENKOVA A RUBLEV A (4)	PAVLYUCHENKOVA A RUBLEV A (4) 6-1 7-6(3)	PAVLYUCHENKOVA A RUBLEV A (4) 5-7 6-4 [13-11]
12	DODIG Ivan					
18	PAVLYUCHENKOVA Anastasia	(4)	ROC	5-7 6-4 [11-9]		
7	RUBLEV Andrey					
1	BARTY Ashleigh		AUS	BARTY A PEERS J	BARTY A PEERS J 6-4 4-6 [10-6]	Bronze Medal BARTY A PEERS J W/O
25	PEERS John					
38	PODOROSKA Nadia		ARG	6-1 7-6(3)		
4	ZEBALLOS Horacio					
14	DABROWSKI Gabriela		CAN	SAKKARI M TSITSIPAS S (2)	STOJANOVIC N DJOKOVIC N	Bronze Medal BARTY A PEERS J W/O
15	AUGER-ALIASSIME Felix					
19	SAKKARI Maria	(2)	GRE	6-3 6-4		
4	TSITSIPAS Stefanos					

Note:

Ranking as of 19 JUL 2021.

The ranking shown is the best of a player's Singles or Doubles World Ranking.

Legend:

ALT Alternate **HCP** Host Nation Place **W/O** Walkover



Match Statistics

試合統計 / Statistiques du match

	MLADENOVIC Kristina MAHUT Nicolas (1)	FRA	4	2
W	VESNINA Elena KARATSEV Aslan	ROC	6	6
Match duration: 1h09min			39min	30min

Court 4

Chair Umpire: SWEENEY Thomas (AUS)

MLADENOVIC K/MAHUT N (1)				VESNINA E/KARATSEV A				
1 st Set	2 nd Set	Match Tie-break	Total		1 st Set	2 nd Set	Match Tie-break	Total
1	2		3	Total aces	0	1		1
1	0		1	Double faults	2	0		2
0	0		0	Service winners	1	0		1
18/29	14/21		32/50	1st serve	27/35	15/21		42/56
(62%)	(67%)		(64%)		(77%)	(71%)		(75%)
1	2		3	Aces on 1st serve	0	1		1
12/18	9/14		21/32	Points won on 1st serve	19/27	12/15		31/42
(67%)	(64%)		(66%)		(70%)	(80%)		(74%)
10/11	7/7		17/18	2nd Serve	6/8	6/6		12/14
(91%)	(100%)		(94%)		(75%)	(100%)		(86%)
0	0		0	Aces on 2nd Serve	0	0		0
4/11	2/7		6/18	Points won on 2nd serve	3/8	5/6		8/14
(36%)	(29%)		(33%)		(38%)	(83%)		(57%)
29	15		44	Total points won	35	27		62
13/35	4/21		17/56	Receiving points won	13/29	10/21		23/50
(37%)	(19%)		(30%)		(45%)	(48%)		(46%)
1/3	0/0		1/3	Break point conversions	2/2	2/2		4/4
(33%)	(0%)		(33%)		(100%)	(100%)		(100%)
6	2		8	Forehand winners	2	4		6
4	1		5	Backhand winners	8	7		15
20	13		33	Forced errors	14	8		22
4	2		6	Unforced errors	4	2		6

	1 st Set							2 nd Set									
Mladenovic/Mahut (1)	*0	0*	1	2*	2*	3*	3*	4	4	*0	0*	0*	0*	1	1*	2	2
Vesnina/Karatsev	1*	2	2*	3*	4	4*	5	5*	6	1*	2	3*	4	4*	5	5*	6

Note:
Total winners is the sum of total aces, service winners, forehand winners and backhand winners.

Legend:
W Winner * Server


Scorecard

スコアカード / Feuille d'arbitrage

	MLADENOVIC Kristina MAHUT Nicolas (1)	FRA	4	2
W	VESNINA Elena KARATSEV Aslan	ROC	6	6
Match duration: 1h09min			39min	30min

Court	Court 4	Scoring Rule	Match tie-break
Chair Umpire	SWEENEY Thomas (AUS)	Match Code	XD101
Started	14:30	Finished	15:39

1st Set

Game	Serving	Score	KM/NM	EV/AK
Game 1	Nicolas Mahut	0-1	0	1
Game 2	Aslan Karatsev	0-2	0	2
Game 3	Kristina Mladenovic	1-2	1	2
Game 4	Elena Vesnina	2-2	2	2
Game 5	Nicolas Mahut	2-3	2	3
Game 6	Aslan Karatsev	2-4	2	4
Game 7	Kristina Mladenovic	3-4	3	4
Game 8	Elena Vesnina	3-5	3	5
Game 9	Nicolas Mahut	4-5	4	5
Game 10	Aslan Karatsev	4-6	4	6

2nd Set



Scorecard

スコアカード / Feuille d'arbitrage

Game	Serving	Game	Game	Game	Game	Game	Game	Game	Game	Game	Game	Game	Game	KM/NM	EV/AK
Game 1:	Nicolas Mahut	Serving	65	66	67	68	69							0	1
Game 2:	Aslan Karatsev	Serving	70	71	72	73								0	2
Game 3:	Kristina Mladenovic	Serving	74	75	76	77	78	79						0	3
Game 4:	Elena Vesnina	Serving	80	81	82	83	84	85	86	87				0	4
Game 5:	Nicolas Mahut	Serving	88	89	90	91	92	93						1	4
Game 6:	Aslan Karatsev	Serving	94	95	96	97	98							1	5
Game 7:	Kristina Mladenovic	Serving	99	100	101	102								2	5
Game 8:	Elena Vesnina	Serving	103	104	105	106								2	6

Incidents Summary:
Code of Conduct Violation: 0
Time Violation: 0

Legend:					
W	Winner		Double fault		Point to receiver - 2nd serve
	Ace - 1st serve		Point to receiver - 1st serve		Point to server - 1st serve
					Service Break



Match Statistics

試合統計 / Statistiques du match

	FERRO Fiona HERBERT Pierre-Hugues (ALT)	FRA	3	6 (3)
W	SWIATEK Iga KUBOT Lukasz	POL	6	7
Match duration: 1h42min			37min	65min

Court 5

Chair Umpire: EL JENNATI Mohamed (MAR)

FERRO F/HERBERT PH (ALT)				SWIATEK I/KUBOT L				
1 st Set	2 nd Set	Match Tie-break	Total		1 st Set	2 nd Set	Match Tie-break	Total
2	3		5	Total aces	0	2		2
1	2		3	Double faults	1	1		2
0	0		0	Service winners	1	2		3
15/27	28/56		43/83	1st serve	22/29	24/35		46/64
(56%)	(50%)		(52%)		(76%)	(69%)		(72%)
0	3		3	Aces on 1st serve	0	1		1
7/15	17/28		24/43	Points won on 1st serve	16/22	17/24		33/46
(47%)	(61%)		(56%)		(73%)	(71%)		(72%)
11/12	26/28		37/40	2nd Serve	6/7	10/11		16/18
(92%)	(93%)		(93%)		(86%)	(91%)		(89%)
2	0		2	Aces on 2nd Serve	0	1		1
8/12	16/28		24/40	Points won on 2nd serve	4/7	8/11		12/18
(67%)	(57%)		(60%)		(57%)	(73%)		(67%)
24	43		67	Total points won	32	48		80
9/29	10/35		19/64	Receiving points won	12/27	23/56		35/83
(31%)	(29%)		(30%)		(44%)	(41%)		(42%)
0/3	1/1		1/4	Break point conversions	2/2	1/4		3/6
(0%)	(100%)		(25%)		(100%)	(25%)		(50%)
5	6		11	Forehand winners	7	10		17
5	5		10	Backhand winners	3	7		10
9	11		20	Forced errors	4	17		21
12	16		28	Unforced errors	8	12		20

	1 st Set						2 nd Set							
Ferro/Herbert (ALT)	*1	1*2	2*2	2*3	3*3	3*3	0	*1	1*2	2*3	3*3	4*5	5*6	6(3)
Swiatek/Kubot	0	*1	1*2	3*4	4*5	6	*1	1*2	2*3	3*4	5*5	5*6	6	7

Note:
Total winners is the sum of total aces, service winners, forehand winners and backhand winners.

Legend:
ALT Alternate **W** Winner * Server



Scorecard

スコアカード / Feuille d'arbitrage

	FERRO Fiona HERBERT Pierre-Hugues (ALT)	FRA	3	6 (3)
W	SWIATEK Iga KUBOT Lukasz	POL	6	7
Match duration: 1h43min			37min	66min

Court	Court 5	Scoring Rule	Match tie-break
Chair Umpire	EL JENNATI Mohamed (MAR)	Match Code	XD102
Started	17:07	Finished	18:50

1st Set

Game	Serving	FF/PH	IS/LK
Game 1: Pierre-Hugues Herbert	Serving	1	0
Game 2: Lukasz Kubot	Serving	1	1
Game 3: Fiona Ferro	Serving	2	1
Game 4: Iga Swiatek	Serving	2	2
Game 5: Pierre-Hugues Herbert	Serving	2	3
Game 6: Lukasz Kubot	Serving	2	4
Game 7: Fiona Ferro	Serving	3	4
Game 8: Iga Swiatek	Serving	3	5
Game 9: Pierre-Hugues Herbert	Serving	3	6

2nd Set

Game	Serving	FF/PH	IS/LK
Game 1: Lukasz Kubot	Serving	0	1



Scorecard

スコアカード / Feuille d'arbitrage

Game 2: Pierre-Hugues Herbert Serving

														FF/PH	IS/LK
														1	1
62	63	64	65												

Game 3: Iga Swiatek Serving

														FF/PH	IS/LK
														1	2
66	67	68	69												

Game 4: Fiona Ferro Serving

														FF/PH	IS/LK
														2	2
70	71	72	73												

Game 5: Lukasz Kubot Serving

														FF/PH	IS/LK
														2	3
74	75	76	77	78											

Game 6: Pierre-Hugues Herbert Serving

														FF/PH	IS/LK
														3	3
79	80	81	82	83	84	85	86								

Game 7: Iga Swiatek Serving

														FF/PH	IS/LK
														3	4
87	88	89	90	91	92										

Game 8: Fiona Ferro Serving

														FF/PH	IS/LK
														3	5
93	94	95	96	97											

Game 9: Lukasz Kubot Serving

														FF/PH	IS/LK
														4	5
98	99	100	101	102											

Game 10: Pierre-Hugues Herbert Serving

														FF/PH	IS/LK
														5	5
103	104	105	106	107	108	109	110	111	112	113	114				

Game 11: Iga Swiatek Serving

														FF/PH	IS/LK
														5	6
115	116	117	118	119											

Game 12: Fiona Ferro Serving

														FF/PH	IS/LK
														6	6
120	121	122	123	124	125	126	127	128	129	130	131	132	133		

TB - Fiona Ferro

														FF/PH	IS/LK
														6	7
					143	144									

TB - Pierre-Hugues Herbert

														FF/PH	IS/LK
	139	140						147							

TB - Iga Swiatek

														FF/PH	IS/LK
				141	142										


Match Statistics

試合統計 / Statistiques du match

	MATTEK-SANDS Bethanie RAM Rajeev (3)	USA	4	7	[8]
W	SIEGEMUND Laura KRAWIETZ Kevin	GER	6	5	[10]
Match duration: 1h49min			41min	51min	17min

Court 5

Chair Umpire: ABSOLU Manuel (FRA)

MATTEK-SANDS B/RAM R (3)				SIEGEMUND L/KRAWIETZ K				
1 st Set	2 nd Set	Match Tie-break	Total		1 st Set	2 nd Set	Match Tie-break	Total
1	3	0	4	Total aces	2	2	0	4
3	1	0	4	Double faults	5	4	0	9
1	1	1	3	Service winners	1	2	1	4
21/29	23/36	3/9	47/74	1st serve	28/38	17/33	4/9	49/80
(72%)	(64%)	(33%)	(64%)	Aces on 1st serve	(74%)	(52%)	(44%)	(61%)
1	2	0	3	Points won on 1st serve	2	1	0	3
17/21	18/23	3/3	38/47	2nd Serve	23/28	13/17	3/4	39/49
(81%)	(78%)	(100%)	(81%)	Aces on 2nd Serve	(82%)	(76%)	(75%)	(80%)
5/8	12/13	6/6	23/27	Points won on 2nd serve	5/10	12/16	5/5	22/31
(63%)	(92%)	(100%)	(85%)	Total points won	(50%)	(75%)	(100%)	(71%)
0	1	0	1	Receiving points won	0	1	0	1
1/8	11/13	3/6	15/27	Break point conversions	3/10	10/16	4/5	17/31
(13%)	(85%)	(50%)	(56%)	Forehand winners	(30%)	(63%)	(80%)	(55%)
30	39	8	77	Backhand winners	37	30	10	77
12/38	10/33	2/9	24/80	Forced errors	11/29	7/36	3/9	21/74
(32%)	(30%)	(22%)	(30%)	Unforced errors	(38%)	(19%)	(33%)	(28%)
0/3	1/3	0/0	1/6		1/5	0/3	0/0	1/8
(0%)	(33%)	(0%)	(17%)		(20%)	(0%)	(0%)	(13%)
5	7	2	14		8	9	4	21
6	5	2	13		5	4	0	9
12	7	1	20		8	8	1	17
9	6	4	19		9	15	2	26

	1 st Set				2 nd Set				Match Tie-break																														
Mattek-Sands/Ram (3)	*1	1*	1*	2*	2*	3*	3*	4*	4	*1	*1	*2	2*	3*	3*	4*	4*	5*	5*	6*	7	*1	1	2*	3*	4	4	4*	5*	5	5*	6*	6	7	7*	7*	8	8	
Siegemund/Krawietz	0	*1	2*	3*	3*	4*	4*	5*	5*	6	0	1	1*	2	2*	3*	3*	4*	4*	5*	5*	0	*1	*1	1	1*	2*	3	3	4*	5*	6	6	7*	7*	8	9	9*	10

Note:
Total winners is the sum of total aces, service winners, forehand winners and backhand winners.

Legend:
W Winner * Server



Scorecard

スコアカード / Feuille d'arbitrage

	MATTEK-SANDS Bethanie RAM Rajeev (3)	USA	4	7	[8]
W	SIEGEMUND Laura KRAWIETZ Kevin	GER	6	5	[10]
Match duration: 1h49min			41min	51min	17min

Court	Court 5	Scoring Rule	Match tie-break
Chair Umpire	ABSOLU Manuel (FRA)	Match Code	XD103
Started	19:05	Finished	20:54

1st Set

Game	Serving	Points	BM/RR	LS/KK
Game 1	Rajeev Ram	1-6	1	0
Game 2	Kevin Krawietz	7-10	1	1
Game 3	Bethanie Mattek-Sands	11-15	1	2
Game 4	Laura Siegemund	16-31	1	3
Game 5	Rajeev Ram	32-39	2	3
Game 6	Kevin Krawietz	40-45	2	4
Game 7	Bethanie Mattek-Sands	46-51	3	4
Game 8	Laura Siegemund	52-59	3	5
Game 9	Rajeev Ram	60-63	4	5
Game 10	Kevin Krawietz	64-67	4	6

2nd Set



Scorecard

スコアカード / Feuille d'arbitrage

Game	Serving	Game 1	Game 2	Game 3	Game 4	Game 5	Game 6	Game 7	Game 8	Game 9	Game 10	Game 11	Game 12	Match Tie-break	BM/RR	LS/KK
Game 1	Rajeev Ram	68	69	70	71	72									1	0
Game 2	Kevin Krawietz	73	74	75	76	77	78	79	80						1	1
Game 3	Bethanie Mattek-Sands	81	82	83	84										2	1
Game 4	Laura Siegemund	85	86	87	88	89									2	2
Game 5	Rajeev Ram	90	91	92	93										3	2
Game 6	Kevin Krawietz	94	95	96	97	98	99								3	3
Game 7	Bethanie Mattek-Sands	100	101	102	103										4	3
Game 8	Laura Siegemund	104	105	106	107	108	109								4	4
Game 9	Rajeev Ram	110	111	112	113	114	115	116	117	118	119	120	121		5	4
Game 10	Kevin Krawietz	122	123	124	125										5	5
Game 11	Bethanie Mattek-Sands	126	127	128	129	130									6	5
Game 12	Laura Siegemund	131	132	133	134	135	136								7	5
Match Tie-break																
TB - Bethanie Mattek-Sands				140	141					148	149					
TB - Rajeev Ram						144	145						152	153		



Ariake Tennis Park

有明テニスの森
Parc de Tennis d'Ariake

WED 28 JUL 2021

Tennis

テニス / Tennis

Mixed Doubles

混合ダブルス / Double mixte

First Round

1回戦 / 1er tour



Scorecard

スコアカード / Feuille d'arbitrage

TB - Laura Siegemund

BM/RR LS/KK



TB - Kevin Krawietz

BM/RR LS/KK



Incidents Summary:

Code of Conduct Violation: 0

Time Violation: 0

Legend:					
TB Tie-break	W Winner	Ace - 2nd serve	Double fault		
Point to receiver - 2nd serve	Point to server - 2nd serve	Ace - 1st serve	Point to receiver - 1st serve		
Point to server - 1st serve	Service Break				





Match Statistics

試合統計 / Statistiques du match

W	STOJANOVIC Nina DJOKOVIC Novak	SRB	6	6
	STEFANI Luisa MELO Marcelo	BRA	3	4
Match duration: 1h08min			25min	44min

Centre Court

Chair Umpire: TOURTE Aurelie (FRA)

STOJANOVIC N/DJOKOVIC N				STEFANI L/MELO M				
1 st Set	2 nd Set	Match Tie-break	Total		1 st Set	2 nd Set	Match Tie-break	Total
1	1		2	Total aces	1	2		3
1	2		3	Double faults	2	1		3
1	0		1	Service winners	0	1		1
13/22	19/30		32/52	1st serve	16/20	23/35		39/55
(59%)	(63%)		(62%)	Aces on 1st serve	(80%)	(66%)		(71%)
1	1		2	Points won on 1st serve	1	1		2
12/13	15/19		27/32	2nd Serve	13/16	17/23		30/39
(92%)	(79%)		(84%)	Aces on 2nd Serve	(81%)	(74%)		(77%)
8/9	9/11		17/20	Points won on 2nd serve	2/4	11/12		13/16
(89%)	(82%)		(85%)	Total points won	(50%)	(92%)		(81%)
0	0		0	Receiving points won	0	1		1
8/9	6/11		14/20	Break point conversions	1/4	4/12		5/16
(89%)	(55%)		(70%)		(25%)	(33%)		(31%)
26	35		61		16	30		46
6/20	14/35		20/55	Forehand winners	2/22	9/30		11/52
(30%)	(40%)		(36%)	Backhand winners	(9%)	(30%)		(21%)
1/1	1/2		2/3	Forced errors	0/0	0/0		0/0
(100%)	(50%)		(67%)	Unforced errors	0/0	0/0		0/0
8	12		20		4	8		12
2	3		5		0	1		1
9	11		20		10	13		23
2	7		9		4	6		10

	1 st Set					2 nd Set					
Stojanovic/Djokovic	*1	1*2	2*3	4*5	5*6	0	*1	1*2	2*3	4*5	5*6
Stefani/Melo	0	*1	1*2	2*2	2*3	3	*1	1*2	2*3	3*3	3*4

Note:
Total winners is the sum of total aces, service winners, forehand winners and backhand winners.

Legend:
W Winner * Server



Scorecard

スコアカード / Feuille d'arbitrage

W	STOJANOVIC Nina DJOKOVIC Novak	SRB	6	6
	STEFANI Luisa MELO Marcelo	BRA	3	4
Match duration: 1h09min			25min	44min

Court	Centre Court	Scoring Rule	Match tie-break
Chair Umpire	TOURTE Aurelie (FRA)	Match Code	XD104
Started	19:33	Finished	20:43

1st Set

Game	Serving	NS/ND	LS/MM
Game 1	Novak Djokovic	1	0
Game 2	Marcelo Melo	1	1
Game 3	Nina Stojanovic	2	1
Game 4	Luisa Stefani	2	2
Game 5	Novak Djokovic	3	2
Game 6	Marcelo Melo	4	2
Game 7	Nina Stojanovic	5	2
Game 8	Luisa Stefani	5	3
Game 9	Novak Djokovic	6	3

2nd Set

Game	Serving	NS/ND	LS/MM
Game 1	Marcelo Melo	0	1



Match Statistics

試合統計 / Statistiques du match

	SHVEDOVA Yaroslava GOLUBEV Andrey	KAZ	3	6 (3)
W	SHIBAHARA Ena McLACHLAN Ben (HCP)	JPN	6	7
Match duration: 1h30min			31min	59min

Centre Court

Chair Umpire: ZHANG Juan (CHN)

SHVEDOVA Y/GOLUBEV A				SHIBAHARA E/McLACHLAN B (HCP)				
1 st Set	2 nd Set	Match Tie-break	Total		1 st Set	2 nd Set	Match Tie-break	Total
0	2		2	Total aces	1	3		4
1	1		2	Double faults	1	4		5
0	0		0	Service winners	1	1		2
14/25	30/38		44/63	1st serve	16/22	21/41		37/63
(56%)	(79%)		(70%)	Aces on 1st serve	(73%)	(51%)		(59%)
0	2		2	Points won on 1st serve	15/16	18/21		33/37
9/14	24/30		33/44	2nd Serve	5/6	16/20		21/26
(64%)	(80%)		(75%)	Aces on 2nd Serve	(83%)	(80%)		(81%)
10/11	7/8		17/19	Points won on 2nd serve	5/6	14/20		19/26
(91%)	(88%)		(89%)	Total points won	30	41		71
0	0		0	Receiving points won	10/25	9/38		19/63
6/11	5/8		11/19	Break point conversions	(40%)	(24%)		(30%)
(55%)	(63%)		(58%)		1/3	0/1		1/4
17	38		55	Forehand winners	(33%)	(0%)		(25%)
2	7		9	Backhand winners	9	7		16
0	4		4	Forced errors	1	2		3
14	19		33	Unforced errors	10	18		28
4	9		13		5	7		12

	1 st Set						2 nd Set														
Shvedova/Golubev	0*	1	1*	2	2*	3	3*	3	*1	1*	2	2*	3	3*	4	4*	5	5*	6	6	6(3)
Shibahara/McLachlan (HCP)	*1	1*	2	2*	3	3*	4	5*	0*	1	1*	2	2*	3	3*	4	4*	5	5*	6	7

Note:
Total winners is the sum of total aces, service winners, forehand winners and backhand winners.

Legend:
HCP Host Nation Place W Winner * Server


Match Statistics

試合統計 / Statistiques du match

	JURAK Darija DODIG Ivan	CRO	7	4	[9]
W	PAVLYUCHENKOVA Anastasia RUBLEV Andrey (4)	ROC	5	6	[11]
Match duration: 1h36min			43min	39min	14min

Court 3

Chair Umpire: RADWAN CHO Katarzyna (POL)

JURAK D/DODIG I				PAVLYUCHENKOVA A/RUBLEV A (4)				
1 st Set	2 nd Set	Match Tie-break	Total		1 st Set	2 nd Set	Match Tie-break	Total
5	1	1	7	Total aces	3	4	1	8
0	1	1	2	Double faults	1	0	1	2
0	0	0	0	Service winners	0	0	0	0
24/33	17/25	7/10	48/68	1st serve	30/37	20/30	6/10	56/77
(73%)	(68%)	(70%)	(71%)		(81%)	(67%)	(60%)	(73%)
4	1	1	6	Aces on 1st serve	3	4	1	8
18/24	10/17	4/7	32/48	Points won on 1st serve	19/30	13/20	4/6	36/56
(75%)	(59%)	(57%)	(67%)		(63%)	(65%)	(67%)	(64%)
9/9	7/8	2/3	18/20	2nd Serve	6/7	10/10	3/4	19/21
(100%)	(88%)	(67%)	(90%)		(86%)	(100%)	(75%)	(90%)
1	0	0	1	Aces on 2nd Serve	0	0	0	0
6/9	5/8	1/3	12/20	Points won on 2nd serve	3/7	7/10	2/4	12/21
(67%)	(63%)	(33%)	(60%)		(43%)	(70%)	(50%)	(57%)
39	25	9	73	Total points won	31	30	11	72
15/37	10/30	4/10	29/77	Receiving points won	9/33	10/25	5/10	24/68
(41%)	(33%)	(40%)	(38%)		(27%)	(40%)	(50%)	(35%)
2/6	1/3	0/0	3/9	Break point conversions	1/4	2/4	0/0	3/8
(33%)	(33%)	(0%)	(33%)		(25%)	(50%)	(0%)	(38%)
9	2	3	14	Forehand winners	10	10	1	21
2	1	1	4	Backhand winners	4	0	2	6
4	8	3	15	Forced errors	10	5	1	16
10	8	4	22	Unforced errors	13	16	3	32

	1 st Set							2 nd Set							Match Tie-break																			
Jurak/Dodig	*1	1*	1*	1*2	2*3	4*	5*	5*	6*	7*	*1	1*	2*	2*3	3*3	4*4	4*	*1	1	1*	1*2	3	3*	3*4	5	5*	5*	5*	5*	6*	7*	8*	9	9
Pavlyuchenkova/Rublev (4)	0*	1	2*	3*	4*	4*	4*	5*	5*	0*	1	1*	2*	2*3	4*	4*	5*	6*	0*	1*	2*	3	3*	3*4	5	5*	5*	6*	7*	8*	9*	9*	9*	10

	Match Tie-break
Jurak/Dodig	*9
Pavlyuchenkova/Rublev (4)	11



Ariake Tennis Park

有明テニスの森
Parc de Tennis d'Ariake

WED 28 JUL 2021

Tennis

テニス / Tennis

Mixed Doubles

混合ダブルス / Double mixte

First Round

1回戦 / 1er tour



Match Statistics

試合統計 / Statistiques du match

Note:
Total winners is the sum of total aces, service winners, forehand winners and backhand winners.

Legend:
W Winner * Server





Scorecard

スコアカード / Feuille d'arbitrage

	JURAK Darija DODIG Ivan	CRO	7	4	[9]
W	PAVLYUCHENKOVA Anastasia RUBLEV Andrey (4)	ROC	5	6	[11]
Match duration: 1h36min			44min	38min	14min

Court	Court 3	Scoring Rule	Match tie-break
Chair Umpire	RADWAN CHO Katarzyna (POL)	Match Code	XD106
Started	18:09	Finished	19:46

1st Set

Game	Serving	DJ/ID	AP/AR
Game 1: Ivan Dodig Serving	1 2 3 4 5	1	0
Game 2: Andrey Rublev Serving	6 7 8 9 10	1	1
Game 3: Darija Jurak Serving	11 12 13 14 15 16	1	2
Game 4: Anastasia Pavlyuchenkova Serving	17 18 19 20 21 22 23 24	1	3
Game 5: Ivan Dodig Serving	25 26 27 28	2	3
Game 6: Andrey Rublev Serving	29 30 31 32 33 34 35 36	2	4
Game 7: Darija Jurak Serving	37 38 39 40	3	4
Game 8: Anastasia Pavlyuchenkova Serving	41 42 43 44 45 46	4	4
Game 9: Ivan Dodig Serving	47 48 49 50 51 52 53 54 55 56	5	4
Game 10: Andrey Rublev Serving	57 58 59 60	5	5



Scorecard

スコアカード / Feuille d'arbitrage




Game	Serving	DJ/ID	AP/AR
Game 11: Darija Jurak	Serving	6	5
Game 12: Anastasia Pavlyuchenkova	Serving	7	5
2nd Set			
Game 1: Ivan Dodig	Serving	1	0
Game 2: Andrey Rublev	Serving	1	1
Game 3: Darija Jurak	Serving	2	1
Game 4: Anastasia Pavlyuchenkova	Serving	2	2
Game 5: Ivan Dodig	Serving	3	2
Game 6: Andrey Rublev	Serving	3	3
Game 7: Darija Jurak	Serving	3	4
Game 8: Anastasia Pavlyuchenkova	Serving	4	4
Game 9: Ivan Dodig	Serving	4	5
Game 10: Andrey Rublev	Serving	4	6
Match Tie-break			
TB - Darija Jurak			







Scorecard

スコアカード / Feuille d'arbitrage







TB - Ivan Dodig

																DJ/ID	AP/AR	
126						133	134					141	142					

TB - Anastasia Pavlyuchenkova

																DJ/ID	AP/AR	
						131	132					139	140					









TB - Andrey Rublev

																[9]	[11]
	127	128					135	136					143	144			

Incidents Summary:

Code of Conduct Violation: 0

Time Violation: 0

Legend:	TB Tie-break	W Winner	 Ace - 2nd serve	 Double fault
 Point to receiver - 2nd serve	 Point to server - 2nd serve	 Ace - 1st serve	 Point to receiver - 1st serve	
 Point to server - 1st serve	 Service Break			


Match Statistics

試合統計 / Statistiques du match

W	BARTY Ashleigh PEERS John	AUS	6	7
	PODOROSKA Nadia ZEBALLOS Horacio	ARG	1	6 (3)
Match duration: 1h09min			19min	50min

Court 4

Chair Umpire: ROCHA Aline (BRA)

BARTY A/PEERS J				PODOROSKA N/ZEBALLOS H				
1 st Set	2 nd Set	Match Tie-break	Total		1 st Set	2 nd Set	Match Tie-break	Total
0	3		3	Total aces	0	3		3
0	3		3	Double faults	0	3		3
0	0		0	Service winners	0	1		1
15/22	27/41		42/63	1st serve	10/14	25/39		35/53
(68%)	(66%)		(67%)		(71%)	(64%)		(66%)
0	3		3	Aces on 1st serve	0	2		2
10/15	17/27		27/42	Points won on 1st serve	4/10	15/25		19/35
(67%)	(63%)		(64%)		(40%)	(60%)		(54%)
7/7	11/14		18/21	2nd Serve	4/4	11/14		15/18
(100%)	(79%)		(86%)		(100%)	(79%)		(83%)
0	0		0	Aces on 2nd Serve	0	1		1
6/7	9/14		15/21	Points won on 2nd serve	2/4	8/14		10/18
(86%)	(64%)		(71%)		(50%)	(57%)		(56%)
24	42		66	Total points won	12	38		50
8/14	16/39		24/53	Receiving points won	6/22	15/41		21/63
(57%)	(41%)		(45%)		(27%)	(37%)		(33%)
2/3	1/1		3/4	Break point conversions	0/0	1/3		1/3
(67%)	(100%)		(75%)		(0%)	(33%)		(33%)
7	10		17	Forehand winners	3	4		7
2	3		5	Backhand winners	0	4		4
4	14		18	Forced errors	11	19		30
5	12		17	Unforced errors	4	7		11

	1 st Set					2 nd Set							
Barty/Peers	*1	2*3	4*5	5*6		0*1	2*3	3*4	4*4	4*5	5*6	6	7
Podoroska/Zeballos	0*0	0*0	0*1	1		*1	1*1	1*2	2*3	4*5	5*6	6	6(3)

Note:

Total winners is the sum of total aces, service winners, forehand winners and backhand winners.

Legend:
W Winner * Server



Scorecard

スコアカード / Feuille d'arbitrage

W	BARTY Ashleigh PEERS John	AUS	6	7
	PODOROSKA Nadia ZEBALLOS Horacio	ARG	1	6 (3)
Match duration: 1h09min			19min	50min

Court	Court 4	Scoring Rule	Match tie-break
Chair Umpire	ROCHA Aline (BRA)	Match Code	XD107
Started	17:02	Finished	18:12

1st Set

Game	Serving	AB/JP	NP/HZ
Game 1: John Peers Serving	1 2 3 4 5 6	1	0
Game 2: Horacio Zeballos Serving	7 8 9 10 11 12	2	0
Game 3: Ashleigh Barty Serving	13 14 15 16 17 18	3	0
Game 4: Nadia Podoroska Serving	19 20 21 22	4	0
Game 5: John Peers Serving	23 24 25 26 27	5	0
Game 6: Horacio Zeballos Serving	28 29 30 31	5	1
Game 7: Ashleigh Barty Serving	32 33 34 35 36	6	1

2nd Set

Game	Serving	AB/JP	NP/HZ
Game 1: Horacio Zeballos Serving	37 38 39 40 41 42	0	1
Game 2: John Peers Serving	43 44 45 46 47 48 49 50 51 52	1	1
Game 3: Nadia Podoroska Serving	53 54 55 56	2	1



Scorecard

スコアカード / Feuille d'arbitrage

Game	Serving	AB/JP	NP/HZ
Game 4: Ashleigh Barty	Serving	3	1
Game 5: Horacio Zeballos	Serving	3	2
Game 6: John Peers	Serving	4	2
Game 7: Nadia Podoroska	Serving	4	3
Game 8: Ashleigh Barty	Serving	4	4
Game 9: Horacio Zeballos	Serving	4	5
Game 10: John Peers	Serving	5	5
Game 11: Nadia Podoroska	Serving	5	6
Game 12: Ashleigh Barty	Serving	6	6
TB - Ashleigh Barty		7	6
TB - John Peers			
TB - Nadia Podoroska			
TB - Horacio Zeballos		(7)	(3)

Incidents Summary:

Code of Conduct Violation: 0
Time Violation: 0



Ariake Tennis Park

有明テニスの森
Parc de Tennis d'Ariake

WED 28 JUL 2021

Tennis

テニス / Tennis

Mixed Doubles

混合ダブルス / Double mixte

First Round

1回戦 / 1er tour



Scorecard

スコアカード / Feuille d'arbitrage

Legend:							
TB	Tie-break	W	Winner		Ace - 2nd serve		Double fault
	Point to receiver - 2nd serve		Point to server - 2nd serve		Ace - 1st serve		Point to receiver - 1st serve
	Point to server - 1st serve		Service Break				





Match Statistics

試合統計 / Statistiques du match

	DABROWSKI Gabriela AUGER-ALIASIME Felix	CAN	3	4
W	SAKKARI Maria TSITSIPAS Stefanos (2)	GRE	6	6
Match duration: 1h11min			32min	39min

Court 2

Chair Umpire: BLOM John (AUS)

DABROWSKI G/AUGER-ALIASIME F				SAKKARI M/TSITSIPAS S (2)				
1 st Set	2 nd Set	Match Tie-break	Total		1 st Set	2 nd Set	Match Tie-break	Total
3	1		4	Total aces	2	5		7
0	0		0	Double faults	1	2		3
2	0		2	Service winners	0	0		0
15/23	22/27		37/50	1st serve	18/30	23/30		41/60
(65%)	(81%)		(74%)		(60%)	(77%)		(68%)
2	0		2	Aces on 1st serve	2	5		7
12/15	13/22		25/37	Points won on 1st serve	14/18	20/23		34/41
(80%)	(59%)		(68%)		(78%)	(87%)		(83%)
8/8	5/5		13/13	2nd Serve	11/12	5/7		16/19
(100%)	(100%)		(100%)		(92%)	(71%)		(84%)
1	1		2	Aces on 2nd Serve	0	0		0
3/8	5/5		8/13	Points won on 2nd serve	8/12	1/7		9/19
(38%)	(100%)		(62%)		(67%)	(14%)		(47%)
23	27		50	Total points won	30	30		60
8/30	9/30		17/60	Receiving points won	8/23	9/27		17/50
(27%)	(30%)		(28%)		(35%)	(33%)		(34%)
0/2	0/2		0/4	Break point conversions	1/5	1/1		2/6
(0%)	(0%)		(0%)		(20%)	(100%)		(33%)
6	4		10	Forehand winners	7	2		9
0	4		4	Backhand winners	3	2		5
10	15		25	Forced errors	6	10		16
8	6		14	Unforced errors	6	8		14

	1 st Set						2 nd Set												
Dabrowski/Auger-Aliassime	0*	1	1*	2	2*	3	3*	3	*0	0*	1	1*	2	2*	3	3*	4	4	
Sakkari/Tsitsipas (2)	*1	1*	2	2*	3	3*	4	5*	6	1*	2	2*	3	3*	4	4*	5	5*	6

Note:
Total winners is the sum of total aces, service winners, forehand winners and backhand winners.

Legend:
W Winner * Server



Scorecard

スコアカード / Feuille d'arbitrage

	DABROWSKI Gabriela AUGER-ALIASIME Felix	CAN	3	4
W	SAKKARI Maria TSITSIPAS Stefanos (2)	GRE	6	6
Match duration: 1h11min			32min	39min

Court	Court 2	Scoring Rule	Match tie-break
Chair Umpire	BLOM John (AUS)	Match Code	XD108
Started	18:00	Finished	19:11

1st Set

Game	Serving	Score	GD/FA	MS/ST
Game 1	Stefanos Tsitsipas	0-1	0	1
Game 2	Felix Auger-Aliassime	1-1	1	1
Game 3	Maria Sakkari	1-2	1	2
Game 4	Gabriela Dabrowski	2-2	2	2
Game 5	Stefanos Tsitsipas	2-3	2	3
Game 6	Felix Auger-Aliassime	3-3	3	3
Game 7	Maria Sakkari	3-4	3	4
Game 8	Gabriela Dabrowski	3-5	3	5
Game 9	Stefanos Tsitsipas	3-6	3	6

2nd Set

Game	Serving	Score	GD/FA	MS/ST
Game 1	Felix Auger-Aliassime	0-1	0	1



Ariake Tennis Park

有明テニスの森
Parc de Tennis d'Ariake

WED 28 JUL 2021

Tennis
テニス / Tennis



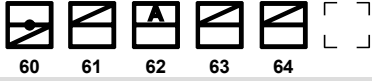
Mixed Doubles
混合ダブルス / Double mixte

First Round
1 回戦 / 1er tour

Scorecard

スコアカード / Feuille d'arbitrage

Game 2: Stefanos Tsitsipas Serving



GD/FA MS/ST

0 2

Game 3: Gabriela Dabrowski Serving



GD/FA MS/ST

1 2

Game 4: Maria Sakkari Serving



GD/FA MS/ST

1 3

Game 5: Felix Auger-Aliassime Serving



GD/FA MS/ST

2 3

Game 6: Stefanos Tsitsipas Serving



GD/FA MS/ST

2 4

Game 7: Gabriela Dabrowski Serving



GD/FA MS/ST

3 4

Game 8: Maria Sakkari Serving



GD/FA MS/ST

3 5

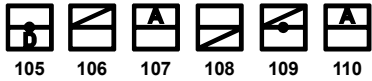
Game 9: Felix Auger-Aliassime Serving



GD/FA MS/ST

4 5

Game 10: Stefanos Tsitsipas Serving



GD/FA MS/ST

4 6

Incidents Summary:

Code of Conduct Violation: 0

Time Violation: 0

Legend:					
W	Winner	☒	Ace - 2nd serve	☒	Point to receiver - 2nd serve
☒	Point to server - 2nd serve	☒	Ace - 1st serve	☒	Point to receiver - 1st serve
☒	Service Break			☒	Point to server - 1st serve



Match Statistics

試合統計 / Statistiques du match

W	VESNINA Elena KARATSEV Aslan	ROC	6	6
	SWIATEK Iga KUBOT Lukasz	POL	4	4
Match duration: 1h29min			44min	45min

Court 2

Chair Umpire: RASK Christian (DEN)

VESNINA E/KARATSEV A				SWIATEK I/KUBOT L				
1 st Set	2 nd Set	Match Tie-break	Total		1 st Set	2 nd Set	Match Tie-break	Total
3	1		4	Total aces	0	1		1
2	3		5	Double faults	2	1		3
0	2		2	Service winners	0	0		0
14/31	21/34		35/65	1st serve	20/31	16/24		36/55
(45%)	(62%)		(54%)		(65%)	(67%)		(65%)
3	1		4	Aces on 1st serve	0	1		1
10/14	18/21		28/35	Points won on 1st serve	11/20	13/16		24/36
(71%)	(86%)		(80%)		(55%)	(81%)		(67%)
15/17	10/13		25/30	2nd Serve	9/11	7/8		16/19
(88%)	(77%)		(83%)		(82%)	(88%)		(84%)
0	0		0	Aces on 2nd Serve	0	0		0
9/17	5/13		14/30	Points won on 2nd serve	6/11	5/8		11/19
(53%)	(38%)		(47%)		(55%)	(63%)		(58%)
33	29		62	Total points won	29	29		58
14/31	6/24		20/55	Receiving points won	12/31	11/34		23/65
(45%)	(25%)		(36%)		(39%)	(32%)		(35%)
2/2	1/1		3/3	Break point conversions	1/1	0/1		1/2
(100%)	(100%)		(100%)		(100%)	(0%)		(50%)
7	6		13	Forehand winners	5	3		8
4	5		9	Backhand winners	2	3		5
11	13		24	Forced errors	10	12		22
11	9		20	Unforced errors	9	3		12

	1 st Set					2 nd Set										
Vesnina/Karatsev	0*	0	*1	2*	3*	4	5*	6	1*	2	*3	3*	4	*5	5*	6
Swiatek/Kubot	*1	2*	3*	3*	3*	4	4*	4	*0	0*	*1	1*	2	2*	3*	4

Note:
Total winners is the sum of total aces, service winners, forehand winners and backhand winners.

Legend:
W Winner * Server



Scorecard

スコアカード / Feuille d'arbitrage

W	VESNINA Elena KARATSEV Aslan	ROC	6	6
	SWIATEK Iga KUBOT Lukasz	POL	4	4
Match duration: 1h29min			43min	46min

Court	Court 2	Scoring Rule	Match tie-break
Chair Umpire	RASK Christian (DEN)	Match Code	XD201
Started	20:42	Finished	22:11

1st Set

Game 1: Lukasz Kubot Serving														EVI/AK	IS/LK
														0	1
1	2	3	4	5											
Game 2: Aslan Karatsev Serving														EVI/AK	IS/LK
														0	2
6	7	8	9	10											
Game 3: Iga Swiatek Serving														EVI/AK	IS/LK
														0	3
11	12	13	14	15	16										
Game 4: Elena Vesnina Serving														EVI/AK	IS/LK
														1	3
17	18	19	20	21	22										
Game 5: Lukasz Kubot Serving														EVI/AK	IS/LK
														2	3
23	24	25	26	27	28										
Game 6: Aslan Karatsev Serving														EVI/AK	IS/LK
														3	3
29	30	31	32												
Game 7: Iga Swiatek Serving														EVI/AK	IS/LK
														3	4
33	34	35	36	37	38										
Game 8: Elena Vesnina Serving														EVI/AK	IS/LK
														4	4
39	40	41	42	43	44	45	46								
Game 9: Lukasz Kubot Serving														EVI/AK	IS/LK
														5	4
47	48	49	50	51	52	53	54								
Game 10: Aslan Karatsev Serving														EVI/AK	IS/LK
														6	4
55	56	57	58	59	60	61	62								

2nd Set



Scorecard

スコアカード / Feuille d'arbitrage

Game 1: Iga Swiatek Serving														EV/AK	IS/LK
														1	0
63	64	65	66	67	68										
Game 2: Aslan Karatsev Serving														EV/AK	IS/LK
														2	0
69	70	71	72	73	74										
Game 3: Lukasz Kubot Serving														EV/AK	IS/LK
														2	1
75	76	77	78	79											
Game 4: Elena Vesnina Serving														EV/AK	IS/LK
														3	1
80	81	82	83	84	85	86	87								
Game 5: Iga Swiatek Serving														EV/AK	IS/LK
														3	2
88	89	90	91												
Game 6: Aslan Karatsev Serving														EV/AK	IS/LK
														4	2
92	93	94	95	96	97	98	99	100	101						
Game 7: Lukasz Kubot Serving														EV/AK	IS/LK
														4	3
102	103	104	105												
Game 8: Elena Vesnina Serving														EV/AK	IS/LK
														5	3
106	107	108	109												
Game 9: Iga Swiatek Serving														EV/AK	IS/LK
														5	4
110	111	112	113	114											
Game 10: Aslan Karatsev Serving														EV/AK	IS/LK
														6	4
115	116	117	118	119	120										

Incidents Summary:

Code of Conduct Violation: 0
Time Violation: 0



Ariake Tennis Park

有明テニスの森
Parc de Tennis d'Ariake

THU 29 JUL 2021

Tennis

テニス / Tennis

Mixed Doubles

混合ダブルス / Double mixte

Quarterfinals

準々決勝 / Quarts de finale



Scorecard

スコアカード / Feuille d'arbitrage

Legend:							
W	Winner		Double fault		Point to receiver - 2nd serve		Point to server - 2nd serve
	Ace - 1st serve		Point to receiver - 1st serve		Point to server - 1st serve		Service Break




Match Statistics

試合統計 / Statistiques du match

	SIEGEMUND Laura KRAWIETZ Kevin	GER	1	2
W	STOJANOVIC Nina DJOKOVIC Novak	SRB	6	6
Match duration: 1h10min			32min	38min

Centre Court

Chair Umpire: SWEENEY Thomas (AUS)

SIEGEMUND L/KRAWIETZ K				STOJANOVIC N/DJOKOVIC N				
1 st Set	2 nd Set	Match Tie-break	Total		1 st Set	2 nd Set	Match Tie-break	Total
0	2		2	Total aces	0	0		0
3	1		4	Double faults	0	0		0
0	0		0	Service winners	1	2		3
12/24	17/25		29/49	1st serve	21/27	22/28		43/55
(50%)	(68%)		(59%)		(78%)	(79%)		(78%)
0	2		2	Aces on 1st serve	0	0		0
5/12	10/17		15/29	Points won on 1st serve	12/21	15/22		27/43
(42%)	(59%)		(52%)		(57%)	(68%)		(63%)
9/12	7/8		16/20	2nd Serve	6/6	6/6		12/12
(75%)	(88%)		(80%)		(100%)	(100%)		(100%)
0	0		0	Aces on 2nd Serve	0	0		0
4/12	3/8		7/20	Points won on 2nd serve	4/6	4/6		8/12
(33%)	(38%)		(35%)		(67%)	(67%)		(67%)
20	22		42	Total points won	31	31		62
11/27	9/28		20/55	Receiving points won	15/24	12/25		27/49
(41%)	(32%)		(36%)		(63%)	(48%)		(55%)
1/2	0/2		1/4	Break point conversions	3/5	2/3		5/8
(50%)	(0%)		(25%)		(60%)	(67%)		(63%)
3	3		6	Forehand winners	7	7		14
6	6		12	Backhand winners	2	2		4
12	14		26	Forced errors	7	8		15
9	6		15	Unforced errors	4	3		7

	1 st Set					2 nd Set									
Siegemund/Krawietz	0	*0	1	*1	1	*1	1	*1	1	*2	2	*2	2		
Stojanovic/Djokovic	*1	2	*2	3	*4	5	*6	0	*1	2	*3	3	*4	5	*6

Note:
Total winners is the sum of total aces, service winners, forehand winners and backhand winners.

Legend:
W Winner * Server



Scorecard

スコアカード / Feuille d'arbitrage

	SIEGEMUND Laura KRAWIETZ Kevin	GER	1	2
W	STOJANOVIC Nina DJOKOVIC Novak	SRB	6	6
Match duration: 1h10min			32min	38min

Court	Centre Court	Scoring Rule	Match tie-break
Chair Umpire	SWEENEY Thomas (AUS)	Match Code	XD202
Started	21:05	Finished	22:16

1st Set

Game 1: Novak Djokovic Serving													LS/KK	NS/ND
													0	1
1	2	3	4	5										
Game 2: Kevin Krawietz Serving													LS/KK	NS/ND
													0	2
6	7	8	9	10	11	12	13	14	15	16	17			
Game 3: Nina Stojanovic Serving													LS/KK	NS/ND
													1	2
18	19	20	21	22	23	24	25							
Game 4: Laura Siegemund Serving													LS/KK	NS/ND
													1	3
26	27	28	29	30	31									
Game 5: Novak Djokovic Serving													LS/KK	NS/ND
													1	4
32	33	34	35	36	37									
Game 6: Kevin Krawietz Serving													LS/KK	NS/ND
													1	5
38	39	40	41	42	43									
Game 7: Nina Stojanovic Serving													LS/KK	NS/ND
													1	6
44	45	46	47	48	49	50	51							

2nd Set

Game 1: Kevin Krawietz Serving													LS/KK	NS/ND
													1	0
52	53	54	55											
Game 2: Nina Stojanovic Serving													LS/KK	NS/ND
													1	1
56	57	58	59	60	61	62	63	64	65	66	67			
Game 3: Laura Siegemund Serving													LS/KK	NS/ND
													1	2
68	69	70	71	72	73	74	75	76	77					



Ariake Tennis Park

有明テニスの森
Parc de Tennis d'Ariake

THU 29 JUL 2021

Tennis
テニス / Tennis

Mixed Doubles
混合ダブルス / Double mixte

Quarterfinals
準々決勝 / Quarts de finale



Scorecard

スコアカード / Feuille d'arbitrage

Game	Server	Points	LS/KK	NS/ND
Game 4: Novak Djokovic Serving	Novak Djokovic	78-81	1	3
Game 5: Kevin Krawietz Serving	Kevin Krawietz	82-87	2	3
Game 6: Nina Stojanovic Serving	Nina Stojanovic	88-93	2	4
Game 7: Laura Siegemund Serving	Laura Siegemund	94-98	2	5
Game 8: Novak Djokovic Serving	Novak Djokovic	99-104	2	6

Incidents Summary:

Code of Conduct Violation: 0
 Time Violation: 1
 Time Violation on SIEGEMUND, Laura (GER) /KRAWIETZ, Kevin (GER) in Set 1, Game 4, Point 5 at 21:26 on 29 July 2021

Legend:	Winner	Double fault	Point to receiver - 2nd serve	Point to server - 2nd serve
Ace - 1st serve	Point to receiver - 1st serve	Point to server - 1st serve	Service Break	




Match Statistics

試合統計 / Statistiques du match

	SHIBAHARA Ena McLACHLAN Ben (HCP)	JPN	5	7	[8]
W	PAVLYUCHENKOVA Anastasia RUBLEV Andrey (4)	ROC	7	6 (0)	[10]
Match duration: 1h59min			44min	61min	20min

Court 2

Chair Umpire: HELWERTH Nico (GER)

SHIBAHARA E/McLACHLAN B (HCP)				PAVLYUCHENKOVA A/RUBLEV A (4)				
1 st Set	2 nd Set	Match Tie-break	Total		1 st Set	2 nd Set	Match Tie-break	Total
3	2	2	7	Total aces	0	4	0	4
0	0	0	0	Double faults	1	3	0	4
0	1	0	1	Service winners	0	0	1	1
19/32	28/39	6/9	53/80	1st serve	27/35	30/47	7/9	64/91
(59%)	(72%)	(67%)	(66%)	Aces on 1st serve	0	4	0	4
3	2	2	7	Points won on 1st serve	21/27	20/30	5/7	46/64
14/19	20/28	5/6	39/53	2nd Serve	7/8	14/17	2/2	23/27
(74%)	(71%)	(83%)	(74%)	Aces on 2nd Serve	0	0	0	0
13/13	11/11	3/3	27/27	Points won on 2nd serve	5/8	6/17	1/2	12/27
(100%)	(100%)	(100%)	(100%)	Total points won	35	37	10	82
0	0	0	0	Receiving points won	9/32	11/39	4/9	24/80
9/13	8/11	0/3	17/27	Break point conversions	1/1	1/3	0/0	2/4
(69%)	(73%)	(0%)	(63%)	Forehand winners	9	9	2	20
32	49	8	89	Backhand winners	3	3	1	7
9/35	21/47	3/9	33/91	Forced errors	9	18	1	28
(26%)	(45%)	(33%)	(36%)	Unforced errors	10	10	0	20
0/2	1/2	0/0	1/4					
(0%)	(50%)	(0%)	(25%)					
10	6	4	20					
0	4	1	5					
17	14	6	37					
6	2	0	8					

	1 st Set					2 nd Set					Match Tie-break																															
Shibahara/McLachlan (HCP)	0	*1	1	*2	2	*3	3	*4	4	*5	5	*5	0	*1	1	*2	2	*3	3	*4	4	*5	5	*6	6	*6	7	*1	1	1	*1	*2	2	3	*3	*4	4	4	*4	*5	6	7
Pavlyuchenkova/Rublev (4)	*1	1	*2	2	*3	3	*4	4	*5	5	*6	7	*1	1	*2	2	*3	3	*4	4	*5	5	*5	6	6	6	0	0	*1	*2	3	3	*4	*4	5	5	*6	*7	8	8	*8	*8

	Match Tie-break		
Shibahara/McLachlan (HCP)	*7	*8	8
Pavlyuchenkova/Rublev (4)	9	9	*10



Ariake Tennis Park

有明テニスの森
Parc de Tennis d'Ariake

THU 29 JUL 2021

Tennis

テニス / Tennis

Mixed Doubles

混合ダブルス / Double mixte

Quarterfinals

準々決勝 / Quarts de finale



Match Statistics

試合統計 / Statistiques du match

Note:
Total winners is the sum of total aces, service winners, forehand winners and backhand winners.

Legend:
HCP Host Nation Place **W** Winner * Server





Scorecard

スコアカード / Feuille d'arbitrage

	SHIBAHARA Ena McLACHLAN Ben (HCP)	JPN	5	7	[8]
W	PAVLYUCHENKOVA Anastasia RUBLEV Andrey (4)	ROC	7	6 (0)	[10]
Match duration: 1h59min			44min	59min	16min

Court	Court 2	Scoring Rule	Match tie-break
Chair Umpire	HELWERTH Nico (GER)	Match Code	XD203
Started	16:43	Finished	18:43

1st Set

Game	Serving	ES/BM	AP/AR
Game 1	Andrey Rublev	0	1
Game 2	Ben McLachlan	1	1
Game 3	Anastasia Pavlyuchenkova	1	2
Game 4	Ena Shibahara	2	2
Game 5	Andrey Rublev	2	3
Game 6	Ben McLachlan	3	3
Game 7	Anastasia Pavlyuchenkova	3	4
Game 8	Ena Shibahara	4	4
Game 9	Andrey Rublev	4	5
Game 10	Ben McLachlan	5	5



Scorecard

スコアカード / Feuille d'arbitrage

Game	Serving	Score	ES/BM	AP/AR
Game 11	Anastasia Pavlyuchenkova	5-6		
Game 12	Ena Shibahara	5-7		★
2nd Set				
Game 1	Andrey Rublev	0-1		
Game 2	Ben McLachlan	1-1		
Game 3	Anastasia Pavlyuchenkova	1-2		
Game 4	Ena Shibahara	2-2		
Game 5	Andrey Rublev	2-3		
Game 6	Ben McLachlan	3-3		
Game 7	Anastasia Pavlyuchenkova	3-4		
Game 8	Ena Shibahara	4-4		
Game 9	Andrey Rublev	4-5		
Game 10	Ben McLachlan	5-5		
Game 11	Anastasia Pavlyuchenkova	6-5		★
Game 12	Ena Shibahara	6-6		★



Scorecard

スコアカード / Feuille d'arbitrage

TB - Ena Shibahara														ES/BM	AP/AR		
[]	[]	[]	[]	[]	[]	[]	[]	[]	[]	[]	[]	[]	[]	[]	[]	7	6
														151	152		

TB - Ben McLachlan														ES/BM	AP/AR		
[]	[]	[]	[]	[]	[]	[]	[]	[]	[]	[]	[]	[]	[]	[]	[]		
														147	148		

TB - Anastasia Pavlyuchenkova														ES/BM	AP/AR		
[]	[]	[]	[]	[]	[]	[]	[]	[]	[]	[]	[]	[]	[]	[]	[]		
														149	150		

TB - Andrey Rublev														ES/BM	AP/AR		
[]	[]	[]	[]	[]	[]	[]	[]	[]	[]	[]	[]	[]	[]	[]	[]	(7)	(0)
														146			

Match Tie-break

TB - Ena Shibahara														ES/BM	AP/AR		
[]	[]	[]	[]	[]	[]	[]	[]	[]	[]	[]	[]	[]	[]	[]	[]		
														156	157		
														164	165		

TB - Ben McLachlan														ES/BM	AP/AR		
[]	[]	[]	[]	[]	[]	[]	[]	[]	[]	[]	[]	[]	[]	[]	[]		
														153			
														160	161		
														168	169		

TB - Anastasia Pavlyuchenkova														ES/BM	AP/AR		
[]	[]	[]	[]	[]	[]	[]	[]	[]	[]	[]	[]	[]	[]	[]	[]		
														158	159		
														166	167		

TB - Andrey Rublev														ES/BM	AP/AR		
[]	[]	[]	[]	[]	[]	[]	[]	[]	[]	[]	[]	[]	[]	[]	[]	[8]	[10]
														154	155		
														162	163		
														170			

Incidents Summary:

Code of Conduct Violation: 0
Time Violation: 0



Ariake Tennis Park

有明テニスの森
Parc de Tennis d'Ariake

THU 29 JUL 2021

Tennis

テニス / Tennis

Mixed Doubles

混合ダブルス / Double mixte

Quarterfinals

準々決勝 / Quarts de finale



Scorecard

スコアカード / Feuille d'arbitrage

Legend:							
HCP	Host Nation Place	TB	Tie-break	W	Winner		Double fault
	Point to receiver - 2nd serve		Point to server - 2nd serve		Ace - 1st serve		Point to receiver - 1st serve
	Point to server - 1st serve		Service Break				




Match Statistics

試合統計 / Statistiques du match

W	BARTY Ashleigh PEERS John	AUS	6	4	[10]
	SAKKARI Maria TSITSIPAS Stefanos (2)	GRE	4	6	[6]
Match duration: 1h16min			30min	35min	11min

Court 2

Chair Umpire: JANZEN Timo (GER)

BARTY A/PEERS J				SAKKARI M/TSITSIPAS S (2)				
1 st Set	2 nd Set	Match Tie-break	Total		1 st Set	2 nd Set	Match Tie-break	Total
2	2	0	4	Total aces	1	3	0	4
0	1	0	1	Double faults	1	2	0	3
1	0	0	1	Service winners	0	0	0	0
22/28	18/28	8/8	48/64	1st serve	18/23	17/26	4/8	39/57
(79%)	(64%)	(100%)	(75%)		(78%)	(65%)	(50%)	(68%)
2	2	0	4	Aces on 1st serve	1	3	0	4
13/22	10/18	8/8	31/48	Points won on 1st serve	11/18	13/17	4/4	28/39
(59%)	(56%)	(100%)	(65%)		(61%)	(76%)	(100%)	(72%)
6/6	9/10	0/0	15/16	2nd Serve	4/5	7/9	4/4	15/18
(100%)	(90%)	(0%)	(94%)		(80%)	(78%)	(100%)	(83%)
0	0	0	0	Aces on 2nd Serve	0	0	0	0
5/6	8/10	0/0	13/16	Points won on 2nd serve	2/5	7/9	2/4	11/18
(83%)	(80%)	(0%)	(81%)		(40%)	(78%)	(50%)	(61%)
28	24	10	62	Total points won	23	30	6	59
10/23	6/26	2/8	18/57	Receiving points won	10/28	10/28	0/8	20/64
(43%)	(23%)	(25%)	(32%)		(36%)	(36%)	(0%)	(31%)
2/2	0/0	0/0	2/2	Break point conversions	1/3	1/1	0/0	2/4
(100%)	(0%)	(0%)	(100%)		(33%)	(100%)	(0%)	(50%)
6	3	4	13	Forehand winners	3	5	2	10
4	2	1	7	Backhand winners	0	1	1	2
14	11	2	27	Forced errors	11	5	4	20
5	10	1	16	Unforced errors	4	12	1	17

	1 st Set						2 nd Set						Match Tie-break																			
Barty/Peers	*1	1*	2*	3*	4*	5*	6	*0	0*	1*	2*	2*	3*	3*	4*	4	*1	1	1*	2*	3*	3*	4*	5*	6*	7	7*	8*	9	9*	10	
Sakkari/Tsitsipas (2)	0*	1	2*	2*	3*	4*	4*	1*	2*	2*	3*	3*	4*	4*	5*	5*	6	0*	1*	2	2	2*	3*	3	3*	3*	4	4	4*	5*	6	6

Note:
Total winners is the sum of total aces, service winners, forehand winners and backhand winners.

Legend:
W Winner * Server



Scorecard

スコアカード / Feuille d'arbitrage

W	BARTY Ashleigh PEERS John	AUS	6	4	[10]
	SAKKARI Maria TSITSIPAS Stefanos (2)	GRE	4	6	[6]
Match duration: 1h16min			30min	35min	11min

Court	Court 2	Scoring Rule	Match tie-break
Chair Umpire	JANZEN Timo (GER)	Match Code	XD204
Started	19:01	Finished	20:17

1st Set

Game	Serving	AB	JP	MS	ST
Game 1	John Peers	1	0		
Game 2	Stefanos Tsitsipas	1	1		
Game 3	Ashleigh Barty	1	2		☀
Game 4	Maria Sakkari	2	2		☀
Game 5	John Peers	3	2		
Game 6	Stefanos Tsitsipas	3	3		
Game 7	Ashleigh Barty	4	3		
Game 8	Maria Sakkari	4	4		
Game 9	John Peers	5	4		
Game 10	Stefanos Tsitsipas	6	4		☀

2nd Set



Scorecard

スコアカード / Feuille d'arbitrage

Game 1: John Peers Serving													AB/JP	MS/ST	
													0	1	
52	53	54	55	56	57										
Game 2: Stefanos Tsitsipas Serving													AB/JP	MS/ST	
													0	2	
58	59	60	61												
Game 3: Ashleigh Barty Serving													AB/JP	MS/ST	
													1	2	
62	63	64	65	66	67										
Game 4: Maria Sakkari Serving													AB/JP	MS/ST	
													1	3	
68	69	70	71	72											
Game 5: John Peers Serving													AB/JP	MS/ST	
													2	3	
73	74	75	76	77	78										
Game 6: Stefanos Tsitsipas Serving													AB/JP	MS/ST	
													2	4	
79	80	81	82	83											
Game 7: Ashleigh Barty Serving													AB/JP	MS/ST	
													3	4	
84	85	86	87	88											
Game 8: Maria Sakkari Serving													AB/JP	MS/ST	
													3	5	
89	90	91	92	93	94										
Game 9: John Peers Serving													AB/JP	MS/ST	
													4	5	
95	96	97	98	99											
Game 10: Stefanos Tsitsipas Serving													AB/JP	MS/ST	
													4	6	
100	101	102	103	104	105										
Match Tie-break													AB/JP	MS/ST	
TB - Ashleigh Barty															
109	110	117	118												
TB - John Peers															
106	113	114	121												
TB - Maria Sakkari															
111	112	119	120												
TB - Stefanos Tsitsipas															
													[10]	[6]	
107	108	115	116												



Ariake Tennis Park

有明テニスの森
Parc de Tennis d'Ariake

THU 29 JUL 2021

Tennis

テニス / Tennis

Mixed Doubles

混合ダブルス / Double mixte

Quarterfinals

準々決勝 / Quarts de finale



Scorecard

スコアカード / Feuille d'arbitrage

Incidents Summary:

Code of Conduct Violation: 0
Time Violation: 0

Legend:							
TB	Tie-break	W	Winner		Double fault		Point to receiver - 2nd serve
	Point to server - 2nd serve		Ace - 1st serve		Point to receiver - 1st serve		Point to server - 1st serve
	Service Break						





Match Statistics

試合統計 / Statistiques du match

W	VESNINA Elena KARATSEV Aslan	ROC	7	7
	STOJANOVIC Nina DJOKOVIC Novak	SRB	6 (4)	5
Match duration: 1h44min			55min	49min

Court 1

Chair Umpire: BALMFORTH Robert (GBR)

VESNINA E/KARATSEV A				STOJANOVIC N/DJOKOVIC N				
1 st Set	2 nd Set	Match Tie-break	Total		1 st Set	2 nd Set	Match Tie-break	Total
1	0		1	Total aces	2	4		6
1	1		2	Double faults	0	0		0
2	1		3	Service winners	1	1		2
26/42	23/33		49/75	1st serve	25/41	16/32		41/73
(62%)	(70%)		(65%)	Aces on 1st serve	(61%)	(50%)		(56%)
1	0		1	Points won on 1st serve	2	3		5
19/26	15/23		34/49	2nd Serve	17/25	11/16		28/41
(73%)	(65%)		(69%)	Aces on 2nd Serve	(68%)	(69%)		(68%)
11/14	9/10		20/24	Points won on 2nd serve	20/18	16/16		36/34
(79%)	(90%)		(83%)	Total points won	(111%)	(100%)		(106%)
0	0		0	Receiving points won	0	1		1
6/12	7/10		13/22	Break point conversions	11/20	7/16		18/36
(50%)	(70%)		(59%)		(55%)	(44%)		(50%)
42	36		78		41	29		70
17/45	14/32		31/77	Forehand winners	13/38	11/33		24/71
(38%)	(44%)		(40%)	Backhand winners	(34%)	(33%)		(34%)
2/6	2/2		4/8	Forced errors	1/2	1/3		2/5
(33%)	(100%)		(50%)	Unforced errors	(50%)	(33%)		(40%)
9	11		20		6	2		8
7	5		12		3	1		4
23	17		40		21	16		37
6	4		10		2	3		5

	1 st Set							2 nd Set																					
Vesnina/Karatsev	0	*1	2	*2	2	*3	3	*4	4	*5	5	*6	6	7	*0	0	*1	1	*2	2	*3	3	*4	4	*5	5	*6	6	7
Stojanovic/Djokovic	*1	1	*1	2	*3	3	*4	4	*5	5	*6	6	6(4)	1	*2	2	*3	3	*4	4	*4	4	*5	5	*5	5	*5	5	5

Note:
Total winners is the sum of total aces, service winners, forehand winners and backhand winners.

Legend:
W Winner * Server



Scorecard

スコアカード / Feuille d'arbitrage

W	VESNINA Elena KARATSEV Aslan	ROC	7	7
	STOJANOVIC Nina DJOKOVIC Novak	SRB	6 (4)	5
Match duration: 1h44min			55min	49min

Court	Court 1	Scoring Rule	Match tie-break
Chair Umpire	BALMFORTH Robert (GBR)	Match Code	XD301
Started	20:08	Finished	21:53

1st Set

Game	Serving	EV/AK	NS/ND
Game 1	Novak Djokovic	0	1
Game 2	Aslan Karatsev	1	1
Game 3	Nina Stojanovic	2	1
Game 4	Elena Vesnina	2	2
Game 5	Novak Djokovic	2	3
Game 6	Aslan Karatsev	3	3
Game 7	Nina Stojanovic	3	4
Game 8	Elena Vesnina	4	4
Game 9	Novak Djokovic	4	5
Game 10	Aslan Karatsev	5	5

Scorecard
スコアカード / Feuille d'arbitrage

Game 11: Nina Stojanovic Serving

63	64	65	66	67											
----	----	----	----	----	--	--	--	--	--	--	--	--	--	--	--

EV/AK NS/ND

5 6

Game 12: Elena Vesnina Serving

68	69	70	71	72											
----	----	----	----	----	--	--	--	--	--	--	--	--	--	--	--

EV/AK NS/ND

6 6

TB - Elena Vesnina

					78	79									
--	--	--	--	--	----	----	--	--	--	--	--	--	--	--	--

EV/AK NS/ND

7 6

TB - Aslan Karatsev

							82	83							
--	--	--	--	--	--	--	----	----	--	--	--	--	--	--	--

EV/AK NS/ND

TB - Nina Stojanovic

--	--	--	--	--	--	--	--	--	--	--	--	--	--	--	--

EV/AK NS/ND

TB - Novak Djokovic

--	--	--	--	--	--	--	--	--	--	--	--	--	--	--	--

EV/AK NS/ND

(7) (4)

2nd Set

Game 1: Aslan Karatsev Serving

--	--	--	--	--	--	--	--	--	--	--	--	--	--	--	--

EV/AK NS/ND

0 1

Game 2: Novak Djokovic Serving

--	--	--	--	--	--	--	--	--	--	--	--	--	--	--	--

EV/AK NS/ND

0 2

Game 3: Elena Vesnina Serving

--	--	--	--	--	--	--	--	--	--	--	--	--	--	--	--

EV/AK NS/ND

1 2

Game 4: Nina Stojanovic Serving

--	--	--	--	--	--	--	--	--	--	--	--	--	--	--	--

EV/AK NS/ND

1 3

Game 5: Aslan Karatsev Serving

--	--	--	--	--	--	--	--	--	--	--	--	--	--	--	--

EV/AK NS/ND

2 3

Game 6: Novak Djokovic Serving

--	--	--	--	--	--	--	--	--	--	--	--	--	--	--	--

EV/AK NS/ND

2 4

Game 7: Elena Vesnina Serving

--	--	--	--	--	--	--	--	--	--	--	--	--	--	--	--

EV/AK NS/ND

3 4

Game 8: Nina Stojanovic Serving

--	--	--	--	--	--	--	--	--	--	--	--	--	--	--	--

EV/AK NS/ND

4 4



Scorecard

スコアカード / Feuille d'arbitrage

Game 9: Aslan Karatsev Serving

EV/AK NS/ND

																								5	4	
130	131	132	133	134	135																					

























Game 10: Novak Djokovic Serving

EV/AK NS/ND

																								5	5	
136	137	138	139	140																						



























Game 11: Elena Vesnina Serving

EV/AK NS/ND

																								6	5	
141	142	143	144																							









Game 12: Nina Stojanovic Serving

EV/AK NS/ND

																									7	5	
145	146	147	148																								

Incidents Summary:

Code of Conduct Violation: 0
Time Violation: 0

Legend:	TB Tie-break	W Winner		Ace - 2nd serve		Double fault	
	Point to receiver - 2nd serve		Point to server - 2nd serve		Ace - 1st serve		Point to receiver - 1st serve
	Point to server - 1st serve		Service Break				



Match Statistics

試合統計 / Statistiques du match

W	PAVLYUCHENKOVA Anastasia RUBLEV Andrey (4)	ROC	5	6	[13]
	BARTY Ashleigh PEERS John	AUS	7	4	[11]
Match duration: 1h41min			45min	39min	17min

Court 1

Chair Umpire: THOMSON Kelly (GBR)

PAVLYUCHENKOVA A/RUBLEV A (4)				BARTY A/PEERS J				
1 st Set	2 nd Set	Match Tie-break	Total		1 st Set	2 nd Set	Match Tie-break	Total
3	3	1	7	Total aces	2	4	3	9
1	1	0	2	Double faults	0	1	0	1
1	2	0	3	Service winners	2	0	1	3
32/45	22/31	10/12	64/88	1st serve	16/29	17/28	9/12	42/69
(71%)	(71%)	(83%)	(73%)		(55%)	(61%)	(75%)	(61%)
3	3	1	7	Aces on 1st serve	2	4	3	9
21/32	15/22	7/10	43/64	Points won on 1st serve	14/16	12/17	7/9	33/42
(66%)	(68%)	(70%)	(67%)		(88%)	(71%)	(78%)	(79%)
12/13	8/9	2/2	22/24	2nd Serve	13/13	10/11	3/3	26/27
(92%)	(89%)	(100%)	(92%)		(100%)	(91%)	(100%)	(96%)
0	0	0	0	Aces on 2nd Serve	0	0	0	0
6/13	4/9	2/2	12/24	Points won on 2nd serve	10/13	4/11	1/3	15/27
(46%)	(44%)	(100%)	(50%)		(77%)	(36%)	(33%)	(56%)
32	31	13	76	Total points won	42	28	11	81
5/29	12/28	4/12	21/69	Receiving points won	18/45	12/31	3/12	33/88
(17%)	(43%)	(33%)	(30%)		(40%)	(39%)	(25%)	(38%)
0/0	2/3	0/0	2/3	Break point conversions	1/4	1/3	0/0	2/7
(0%)	(67%)	(0%)	(67%)		(25%)	(33%)	(0%)	(29%)
8	7	1	16	Forehand winners	7	9	1	17
2	3	1	6	Backhand winners	5	1	0	6
8	5	3	16	Forced errors	13	12	10	35
18	9	3	30	Unforced errors	5	4	0	9

	1 st Set					2 nd Set					Match Tie-break													
Pavlyuchenkova/Rublev (4)	0	*1	1	*2	2	*3	3	*4	4	*5	5	*5	5	*6	6	*7	7	*8	8	*9	9	*10	10	
Barty/Peers	*1	1	*2	2	*3	3	*4	4	*5	5	*6	6	*7	7	*8	8	*9	9	*10	10	*11	11	*12	12

	Match Tie-break				
Pavlyuchenkova/Rublev (4)	10	10	*11	*12	13
Barty/Peers	*10	*11	11	11	*11



Ariake Tennis Park

有明テニスの森
Parc de Tennis d'Ariake

FRI 30 JUL 2021

Tennis

テニス / Tennis

Mixed Doubles

混合ダブルス / Double mixte

Semifinals

準決勝 / Demi-finales



Match Statistics

試合統計 / Statistiques du match

Note:

Total winners is the sum of total aces, service winners, forehand winners and backhand winners.

Legend:

W Winner

*

Server



Scorecard

スコアカード / Feuille d'arbitrage

W	PAVLYUCHENKOVA Anastasia RUBLEV Andrey (4)	ROC	5	6	[13]
	BARTY Ashleigh PEERS John	AUS	7	4	[11]
Match duration: 1h41min			45min	39min	17min

Court	Court 1	Scoring Rule	Match tie-break
Chair Umpire	THOMSON Kelly (GBR)	Match Code	XD302
Started	17:14	Finished	18:56

1st Set

Game	Serving	AP/AR	AB/JP
Game 1	John Peers	0	1
Game 2	Andrey Rublev	1	1
Game 3	Ashleigh Barty	1	2
Game 4	Anastasia Pavlyuchenkova	2	2
Game 5	John Peers	2	3
Game 6	Andrey Rublev	3	3
Game 7	Ashleigh Barty	3	4
Game 8	Anastasia Pavlyuchenkova	4	4
Game 9	John Peers	4	5
Game 10	Andrey Rublev	5	5



Scorecard

スコアカード / Feuille d'arbitrage

Game 11: Ashleigh Barty Serving														AP/AR	AB/JP
														5	6
62	63	64	65	66											
Game 12: Anastasia Pavlyuchenkova Serving														AP/AR	AB/JP
														5	7
67	68	69	70	71	72	73	74								
2nd Set															
Game 1: John Peers Serving														AP/AR	AB/JP
														0	1
75	76	77	78	79	80										
Game 2: Andrey Rublev Serving														AP/AR	AB/JP
														1	1
81	82	83	84	85	86										
Game 3: Ashleigh Barty Serving														AP/AR	AB/JP
														2	1
87	88	89	90	91	92										
Game 4: Anastasia Pavlyuchenkova Serving														AP/AR	AB/JP
														3	1
93	94	95	96	97	98	99	100								
Game 5: John Peers Serving														AP/AR	AB/JP
														4	1
101	102	103	104	105	106										
Game 6: Andrey Rublev Serving														AP/AR	AB/JP
														5	1
107	108	109	110	111											
Game 7: Ashleigh Barty Serving														AP/AR	AB/JP
														5	2
112	113	114	115	116											
Game 8: Anastasia Pavlyuchenkova Serving														AP/AR	AB/JP
														5	3
117	118	119	120	121	122										
Game 9: John Peers Serving														AP/AR	AB/JP
														5	4
123	124	125	126	127											
Game 10: Andrey Rublev Serving														AP/AR	AB/JP
														6	4
128	129	130	131	132	133										
Match Tie-break															



Ariake Tennis Park

有明テニスの森
Parc de Tennis d'Ariake

SAT 31 JUL 2021

Tennis

テニス / Tennis

Mixed Doubles

混合ダブルス / Double mixte

Bronze Medal Match

3位決定戦 / Match pour la médaille de bronze



Match Statistics

試合統計 / Statistiques du match

	STOJANOVIC Nina DJOKOVIC Novak	SRB	
W	BARTY Ashleigh PEERS John	AUS	W/O
	Match duration:		

Court 1

Chair Umpire: KEOTHAVONG James (GBR)

Note:
Total winners is the sum of total aces, service winners, forehand winners and backhand winners.

Legend:
W Winner **W/O** Walkover



Ariake Tennis Park

有明テニスの森
Parc de Tennis d'Ariake

SAT 31 JUL 2021

Tennis
テニス / Tennis

Mixed Doubles
混合ダブルス / Double mixte

Bronze Medal Match

3位決定戦 / Match pour la médaille de bronze



Scorecard

スコアカード / Feuille d'arbitrage

	STOJANOVIC Nina DJOKOVIC Novak	SRB	
W	BARTY Ashleigh PEERS John	AUS	W/O
Match duration:			

Court	Court 1	Scoring Rule	Match tie-break
Chair Umpire	KEOTHAVONG James (GBR)	Match Code	XD402
Started	18:18	Finished	

Incidents Summary:

Code of Conduct Violation: 0
Time Violation: 0

Legend: W Winner	W/O Walkover
----------------------------	--------------





Match Statistics

試合統計 / Statistiques du match

	VESNINA Elena KARATSEV Aslan	ROC	3	7	[11]
W	PAVLYUCHENKOVA Anastasia RUBLEV Andrey (4)	ROC	6	6 (5)	[13]
Match duration: 1h53min			34min	59min	20min

Centre Court

Chair Umpire: CAMPISTOL Jaume (ESP)

VESNINA E/KARATSEV A				PAVLYUCHENKOVA A/RUBLEV A (4)				
1 st Set	2 nd Set	Match Tie-break	Total		1 st Set	2 nd Set	Match Tie-break	Total
1	3	1	5	Total aces	1	7	1	9
1	1	0	2	Double faults	1	0	0	1
0	1	1	2	Service winners	0	3	0	3
13/21	36/50	9/12	58/83	1st serve	23/35	31/43	7/12	61/90
(62%)	(72%)	(75%)	(70%)		(66%)	(72%)	(58%)	(68%)
1	3	1	5	Aces on 1st serve	1	7	1	9
7/13	26/36	5/9	38/58	Points won on 1st serve	15/23	26/31	7/7	48/61
(54%)	(72%)	(56%)	(66%)		(65%)	(84%)	(100%)	(79%)
7/8	13/14	3/3	23/25	2nd Serve	11/12	12/12	5/5	28/29
(88%)	(93%)	(100%)	(92%)		(92%)	(100%)	(100%)	(97%)
0	0	0	0	Aces on 2nd Serve	0	0	0	0
3/8	7/14	2/3	12/25	Points won on 2nd serve	8/12	4/12	1/5	13/29
(38%)	(50%)	(67%)	(48%)		(67%)	(33%)	(20%)	(45%)
22	46	11	79	Total points won	34	47	13	94
12/35	13/43	4/12	29/90	Receiving points won	11/21	17/50	5/12	33/83
(34%)	(30%)	(33%)	(32%)		(52%)	(34%)	(42%)	(40%)
1/5	0/2	0/0	1/7	Break point conversions	2/2	0/2	0/0	2/4
(20%)	(0%)	(0%)	(14%)		(100%)	(0%)	(0%)	(50%)
4	8	0	12	Forehand winners	4	4	1	9
5	8	1	14	Backhand winners	2	6	1	9
14	21	6	41	Forced errors	5	22	4	31
13	6	4	23	Unforced errors	7	4	4	15

	1 st Set							2 nd Set							Match Tie-break																									
Vesnina/Karatsev	0	*1	2	*2	2	*2	2	*3	3	*1	1	*2	2	*3	3	*4	4	*5	5	*6	6	7	1	*2	*2	3	3	*4	*4	5	5	*6	*7	7	7	*7	*7	7	8	*9
Pavlyuchenkova/Rublev (4)	*1	1	*1	2	*3	4	*5	5	*6	0	*1	1	*2	2	*3	3	*4	4	*5	5	*6	6	(5)	*0	0	1	*1	*2	2	3	*3	*4	4	4	*5	*6	7	8	*9	*9

	Match Tie-break					
Vesnina/Karatsev	*10	10	10	*11	*11	11
Pavlyuchenkova/Rublev (4)	9	*10	*11	11	12	*13



Ariake Tennis Park

有明テニスの森
Parc de Tennis d'Ariake

SUN 1 AUG 2021

Tennis

テニス / Tennis

Mixed Doubles

混合ダブルス / Double mixte

Gold Medal Match

決勝戦 / Match pour la médaille d'or



Match Statistics

試合統計 / Statistiques du match

Note:

Total winners is the sum of total aces, service winners, forehand winners and backhand winners.

Legend:

W Winner

*

Server



Scorecard

スコアカード / Feuille d'arbitrage

	VESNINA Elena KARATSEV Aslan	ROC	3	7	[11]
W	PAVLYUCHENKOVA Anastasia RUBLEV Andrey (4)	ROC	6	6 (5)	[13]
Match duration: 1h53min			34min	59min	20min

Court	Centre Court	Scoring Rule	Match tie-break
Chair Umpire	CAMPISTOL Jaume (ESP)	Match Code	XD401
Started	19:18	Finished	21:12

1st Set

Game	Serving	Score	EV/IAK	AP/AR
Game 1	Andrey Rublev	0-1	0	1
Game 2	Aslan Karatsev	1-1	1	1
Game 3	Anastasia Pavlyuchenkova	2-1	2	1
Game 4	Elena Vesnina	2-2	2	2
Game 5	Andrey Rublev	2-3	2	3
Game 6	Aslan Karatsev	2-4	2	4
Game 7	Anastasia Pavlyuchenkova	2-5	2	5
Game 8	Elena Vesnina	3-5	3	5
Game 9	Andrey Rublev	3-6	3	6

2nd Set

Game	Serving	Score	EV/IAK	AP/AR
Game 1	Aslan Karatsev	1-0	1	0



Scorecard

スコアカード / Feuille d'arbitrage

Game	Serving	EV/AK	AP/AR
Game 2: Andrey Rublev	Serving	1	1
Game 3: Elena Vesnina	Serving	2	1
Game 4: Anastasia Pavlyuchenkova	Serving	2	2
Game 5: Aslan Karatsev	Serving	3	2
Game 6: Andrey Rublev	Serving	3	3
Game 7: Elena Vesnina	Serving	4	3
Game 8: Anastasia Pavlyuchenkova	Serving	4	4
Game 9: Aslan Karatsev	Serving	5	4
Game 10: Andrey Rublev	Serving	5	5
Game 11: Elena Vesnina	Serving	6	5
Game 12: Anastasia Pavlyuchenkova	Serving	6	6
TB - Elena Vesnina		7	6
TB - Aslan Karatsev			
TB - Anastasia Pavlyuchenkova			



Scorecard

スコアカード / Feuille d'arbitrage

TB - Andrey Rublev

EV/AK AP/AR

139	140	147	148	(7)	(5)
-----	-----	-----	-----	-----	-----

Match Tie-break

TB - Elena Vesnina

EV/AK AP/AR

155	156	163	164		
171	172				

TB - Aslan Karatsev

EV/AK AP/AR

151	152	159	160	167	168		

TB - Anastasia Pavlyuchenkova

EV/AK AP/AR

150	157	158	165	166		
	173					

TB - Andrey Rublev

EV/AK AP/AR

153	154	161	162	169		
170					[11]	[13]

Incidents Summary:

Code of Conduct Violation: 1

Code Violation (Ball Abuse) on VESNINA, Elena (ROC) /KARATSEV, Aslan (ROC) in Set 2, Game 1, Point 3 at 19:56 on 01 August 2021

Time Violation: 0



Ariake Tennis Park

有明テニスの森
Parc de Tennis d'Ariake

SUN 1 AUG 2021

Tennis

テニス / Tennis

Mixed Doubles

混合ダブルス / Double mixte

Gold Medal Match

決勝戦 / Match pour la médaille d'or



Scorecard

スコアカード / Feuille d'arbitrage

Legend:							
TB	Tie-break	W	Winner		Double fault		Point to receiver - 2nd serve
	Point to server - 2nd serve		Ace - 1st serve		Point to receiver - 1st serve		Point to server - 1st serve
	Service Break						





Official Communication
オフィシャルコミュニケーション / Communication officielle

Item: 1

Withdrawals

MURRAY Andy (GBR) has withdrawn from Men's Singles due to a right quad strain, and will be replaced by PURCELL Max (AUS). FUCSOVICS Marton (HUN) has withdrawn from Men's Singles due to a right shoulder injury, and will be replaced by SAVILLE Luke (AUS)

Issued by: Referee
Time: 11:30
Date: 25 JUL 2021

This decision affects: Results
Schedule
Other

X
X



Official Communication
オフィシャルコミュニケーション / Communication officielle

Item: 2

Withdrawal

JURAK Darija / VEKIC Donna (CRO) have withdrawn from the Women's Doubles. They are replaced by ERRANI Sara / PAOLINI Jasmine (ITA).

Issued by: Referee
Time: 18:15
Date: 25 JUL 2021

This decision affects: Results
Schedule
Other

X
X



Official Communication
オフィシャルコミュニケーション / Communication officielle

Item: 3

Schedule Update

Center Court starts at 11AM with the roof closed. No play on outside courts before 11:30AM.

Issued by: Referee
Time: 10:28
Date: 27 JUL 2021

This decision affects:

Results
Schedule
Other

X



Official Communication
オフィシャルコミュニケーション / Communication officielle

Item: 4

Withdrawal

BADOSA Paula / CARRENO BUSTA Pablo (ESP) withdraws from Mixed Doubles and are replaced by FERRO Fiona / HERBERT Pierre-Hughes (FRA)

Issued by: Referee
Time: 15:45
Date: 28 JUL 2021

This decision affects: Results
Schedule
Other

X
X



Official Communication
オフィシャルコミュニケーション / Communication officielle

Item: 5

Starting times tennis

Start time for tomorrow has been changed to 15:00.

Issued by: Referee
Time: 21:15
Date: 28 JUL 2021

This decision affects: Results
Schedule
Other

X



Official Communication
オフィシャルコミュニケーション / Communication officielle

Item: 6

Starting times tennis

For the remainder the of the tournament, start time has been changed to 15:00.

Issued by: Referee
Time: 13:15
Date: 29 JUL 2021

This decision affects: Results
Schedule
Other

X



Official Communication
オフィシャルコミュニケーション / Communication officielle

Item: 7

REVISED: Starting times tennis

Correction of the sentence. For the remainder of the tournament, start time has been changed to 15:00.

Issued by: Referee
Time: 13:15
Date: 29 JUL 2021

This decision affects: Results
Schedule
Other

X



Official Communication
オフィシャルコミュニケーション / Communication officielle

Item: 8

Withdrawal

DJOKOVIC Novak (SRB) is withdrawing from the Mixed Doubles Bronze Medal Match due to a left shoulder injury.
BARTY Ashley / PEERS John (AUS) win by walkover.

Issued by: Referee
Time: 18:25
Date: 31 JUL 2021

This decision affects: Results
Schedule
Other

X
X

