

# ROCKIES

2021  
COLORADO ROCKIES  
MEDIA GUIDE





TV HOME OF THE COLORADO


# ROCKIES



**AT&T**  
**SPORTSNET**

C O L O R A D O R O C K I E S

 AT&T SPORTSNET - ROCKY MOUNTAIN

 @ATTSPORTSNETRM

 @ATTSPORTSNETRM

[WWW.ATTSPORTSNET.COM](http://WWW.ATTSPORTSNET.COM)



# Colorado Rockies Baseball Club

Coors Field ♦ 2001 Blake Street ♦ Denver, CO 80205

[www.Rockies.com](http://www.Rockies.com)

Facebook.com/Rockies ♦ Twitter: @Rockies

♦ PR Twitter: @RockiesClubInfo ♦ Spanish Twitter: @LosRockies

## GENERAL CLUB INFORMATION

**Home:** Coors Field (Seating cap 46,897; Ballpark cap 50,144)

**First Game at Coors Field:** April 26, 1995

**Surface:** Grass

**Fences (LF-CF-RF):** 347', 415', 350'

**Founded:** 1990, Colorado Baseball Partnership

**Inaugural Season:** 1993

**Inaugural Home Opener:** April 9, 1993, Mile High Stadium

**League/Division:** National League West

**Colors:** Purple, Black and Silver

**Owner/Chairman & CEO:** Richard L. Monfort

**Owner/General Partner:** Charles K. Monfort

**Executive Vice President/GM:** Jeff Bridich

**Manager:** Bud Black

### Important Contact Numbers

Coors Field Main Number ..... (303) 292-0200

Rockies Customer Service ..... (303) ROCKIES

Rockies Tickets ..... (303) ROCKIES

Salt River Fields at Talking Stick ..... (480) 362-2800

Rockies Communications Department

    Cory Little ..... (303) 312-2232

    Robert Livingston ..... (303) 312-2229

MLB Public Relations ..... (212) 931-7878

## TABLE OF CONTENTS

**FRONT OFFICE** ..... 2-22

**2021 ROCKIES** ..... 25-188

    Manager, Coaches and Support Staff ..... 26-40

    40-Man Roster ..... 41-43

    Players A-D ..... 45-87

    Players E-J ..... 88-127

    Players K-M ..... 128-144

    Players N-R ..... 145-162

    Players S-Z ..... 163-188

**2020 IN REVIEW** ..... 189-196

**HISTORY & RECORDS** ..... 197-299

    Special Section: Larry Walker, HOF Class of 2020 ..... 270-273

**2021 OPPONENTS** ..... 301-312

**SCOUTING & PLAYER DEVELOPMENT** .... 313-330

    Player Development Staff ..... 315-316

    Scouting ..... 317-318

    Draft History ..... 319-320

    Minor League Achievements ..... 321

    Triple-A Staff ..... 322

    Double-A Staff ..... 323

    High-A Staff ..... 324

    Low-A Staff ..... 325

    Arizona Complex Staff ..... 326-327

    Dominican Summer League Staff ..... 328-330

    Minor League Player Bios ..... 331-372

**MEDIA INFORMATION** ..... 373-380

**SPRING TRAINING** ..... 381-384

**GENERAL INFORMATION** ..... 387-393

    Community ..... 388-389

    Coors Field Information ..... 390-392

    Index ..... 393

## 2021 COLORADO ROCKIES MEDIA GUIDE

The 2021 Colorado Rockies Media Guide was produced by the club's Communications & Marketing Department. Information is as of February 24, 2021. Statistics provided by Elias Sports Bureau, STATS, LLC., Baseball Information System, Baseball-Reference and SABR. This publication was made available in its entirety only in digital format at RockiesPressBox.com. All photos—unless otherwise noted—are courtesy of the Colorado Rockies Baseball Club. This guide is an official copyrighted publication; all rights reserved. Any reproduction of the guide without written permission from the Colorado Rockies Baseball Club is strictly prohibited.

© 2021 Colorado Rockies



# Front Office Directory

## EXECUTIVE OFFICERS

Owner/Chairman & Chief Executive Officer .....	Richard L. Monfort
Owner/General Partner .....	Charles K. Monfort
Executive Vice President/Chief Operating Officer .....	Gregory D. Fasel
Executive Vice President.....	Harold R. Roth
Executive Vice President & General Manager .....	Jeffrey T. Bridich
Vice President - Communications & Marketing .....	Jill Campbell
Vice President - International Scouting & Development .....	Rolando Fernandez
Vice President - General Counsel .....	Brian Gaffney
Vice President/Chief Customer Officer - Ballpark Operations.....	Kevin H. Kahn
Vice President - Community & Retail Operations .....	James P. Kellogg
Vice President - Chief Financial Officer .....	Michael J. Kent
Vice President - Ticket Sales, Operations & Services .....	Sue Ann McClaren
Vice President - Corporate Partnerships .....	Walker Monfort
Vice President - Scouting.....	William E. Schmidt
Vice President - Human Resources.....	Elizabeth E. Stecklein

## EXECUTIVE OFFICE

Executive Assistant to the Owner/Chairman & Chief Executive Officer .....	Terry Douglass
---	----------------

## BASEBALL OPERATIONS

Assistant to the Executive Vice President & General Manager .....	Irma Castañeda
Special Assistant to the General Manager .....	Danny Montgomery
Director - Pitching Operations .....	Mark Wiley
Assistant General Manager - Baseball Operations & Assistant General Counsel .....	Zack Rosenthal
Director - Baseball Operations.....	Domenic Di Ricco
Full Stack Developer - Baseball Research and Development .....	Bryce Leonard
Baseball Operations Fellow.....	Brittany Haby
Assistant General Manager - Player Development.....	Zach Wilson
Assistant Director - Player Development .....	Chris Forbes
Manager - Minor League Operations.....	Jesse Stender
Director - Mental Skills Development.....	Douglas Chadwick
Assistant Mental Skills Coordinator.....	Jerry Amador
Senior Director - Scouting Operations.....	Marc Gustafson
Assistant Director - Scouting Operations.....	Sterling Monfort
Assistant Director - Scouting .....	Damon Iannelli
Coordinator - Scouting Research/Staff Counsel .....	Matthew Obernauer
Assistant General Manager - Player Personnel .....	Jon Weil
Special Assistant - Player Personnel.....	Ty Coslow
Advance Scout.....	Peter Bourjos
Advance Scout.....	Chris Warren
Senior Director - Major League Operations .....	Paul Ekins
Senior Director - Medical Operations & Special Projects.....	Tom Probst
Head Athletic Trainer.....	Keith Dugger
Assistant Athletic Trainer .....	Scott Gehret
Director - Physical Performance.....	Gabe Bauer
Coordinator - Major League Physical Performance.....	Mike Jasperson
Major League Operations Assistant/Bullpen Catcher.....	Aaron Muñoz
Major League Data & Game Planning Coordinator.....	Doug Bernier
Video Coordinator.....	Brian Jones
Manager - Major League Clubhouse .....	Mike Pontarelli
Coordinator - Major League Clubhouse.....	Tyler Sanders
Culinary Nutritionist.....	Tyler Hines
Assistant Culinary Nutritionist.....	Brian Brown
Manager - Clubhouse Purchasing/Visiting Clubhouse.....	Alan Bossart

## BUSINESS OPERATIONS

Assistant to the Executive Vice President/Chief Operating Officer .....	Kimberly Olson
---	----------------

## BALLPARK OPERATIONS

Assistant to the Vice President/Chief Customer Officer - Ballpark Operations.....	Lenus Lucero
Senior Director - Food Service Operations & Development .....	Albert Valdes
Ballpark Services & Events Coordinator.....	Marty DeRosier
Senior Director - Guest Services .....	Steven Burke
Manager - Guest Services.....	Brian Schneringer
Manager - Guest Services.....	Sandy Seta
Supervisor - Guest Services.....	Steve Wierenga
Assistant - Guest Services .....	Emma D'Orazio



(Colorado Rockies Front Office, continued)

Senior Director - Security.....	Tony Lopez
Head Groundskeeper.....	Mark Razum
Assistant Head Groundskeeper.....	Doug Zabinsky
Groundskeeping Assistant.....	Collin Reedy
Groundskeeping Assistant.....	Adam Steward
Senior Director - Engineering and Facilities.....	Allyson Gutierrez
Director - Engineering.....	Randy Carlill
Assistant Director - McGregor Square Engineering.....	Anthony Cowell
Facilities Manager - Engineering.....	Ian Dyer
Engineering Administrator.....	Colleen McBride
Maintenance Mechanic.....	Donny Gerber
Assistant - Facilities Maintenance.....	Isaac Colwell
Manager - Audio & Video.....	Scott Magennis
Sign & Vinyl Graphic Production Installer.....	Tyler Sheppard
Engineer.....	Richard Cordova
Engineer.....	Gilbert Hernandez
Engineer.....	Steven Lohr
Engineer.....	Dalton Miles
Engineer.....	Jeff Olson
Engineer.....	Ernest Sandoval
Engineer.....	Matt Slough
Engineer.....	Chris Stiles
Engineer.....	David Turley
Engineer.....	Mark Young
Senior Director - Information Systems.....	Mike Bush
Senior Technology Advisor.....	Bill Stephani
Manager - Information Systems.....	Matt Stack
Voice/Network Administrator.....	Jeff Von Feldt
Help Desk Coordinator.....	Luella Ozawa

**COMMUNICATIONS & MARKETING**

Director - Brand Management & Social Media.....	Julian Valentin
Assistant Director - Communications.....	Cory Little
Editor/Designer - Communications & Marketing.....	Sarah Topf
Team Photographer.....	Matt Dirksen

**COMMUNITY & RETAIL OPERATIONS**

Assistant to the Vice President - Community & Retail Operations.....	Kelly Hall
Manager - Community Affairs/Archives.....	David Beckel
Coordinator - Community Affairs, 50/50 Raffle.....	Sarena Espinoza
Administrator - Community and Retail Operations.....	Antigone Vigil
Senior Director - Retail Operations.....	Aaron Heinrich
Buyer - Retail Operations.....	Richard Haddock
Manager - Retail Operations.....	Daniel Segura
Manager - Authentics Program, Coors Field.....	Sydney Harms
Manager - Rockies Dugout Store, Aurora.....	Holden Chase
Manager - Rockies Dugout Store, Colorado Springs.....	Trent Hale
Manager - Rockies Dugout Store, FlatIron Crossing.....	Tina Kopp
Manager - Rockies Dugout Store, Greeley.....	Robin Rollins
Supervisor - Coors Field Receiving & Distribution Center.....	Penny Stermer

**CORPORATE PARTNERSHIPS**

Assistant to the Vice President - Corporate Partnerships.....	Nicole Scheller
Senior Director - Client Services and Events.....	Kari Anderson
Coordinator - Client Services.....	Amy Gomez
Coordinator - Client Services.....	Grace Tynecki
Assistant Director - Corporate Partnerships.....	Nathan VanderWal
Account Executive - Corporate Partnerships.....	Samuel Porter
Account Executive - Corporate Partnerships.....	Chris Zumbrennen
Senior Director - In-Game Entertainment & Broadcasting.....	Kent Krosbakken
Manager - RockiesVision.....	Jeff Donehoo
Motion Graphics Producer - RockiesVision.....	Marcus Allen
Videographer/Editor - RockiesVision.....	Josh Bellin-Gallagher
Video Editor/Motion Graphics Producer - RockiesVision.....	Megan Tynecki
Public Address Announcer.....	Reed Saunders
Manager - Promotions & Event Operations...../Broadcasting.....	Brady O'Neill
Coordinator - Promotions & Event Operations.....	Beverly Coleman
Coordinator - Promotions & Event Operations.....	Alex Hill

(Colorado Rockies Front Office, continued)

Coordinator - Promotions & Event Operations ..... Emily Willson  
Mascot Coordinator ..... Justin Roe

**TICKET SALES, OPERATIONS & SERVICES**

Senior Director - Season Tickets, Renewals & Business Strategy ..... Jeff Benner  
Coordinator - Season Ticket Data Development ..... Sara Bergerson  
Coordinator - Season Ticket Customer Engagement ..... Ryan Wetterich  
Senior Director - Ticket Services, Finance & Technology ..... Kent Hakes  
Assistant Director - Ticket Operations ..... Kevin Flood  
Manager - Ticket Operations ..... Scott Nixon  
Coordinator - Ticket Operations ..... Ashley Schultz  
Representative - Ticket Operations ..... Leah Watts  
Manager - Ticket Technology ..... Becky Arrieta  
Coordinator - Ticket Technology ..... Josh Rickey  
Coordinator - Ticket Finances/Analytics ..... Brenna Nelson  
Representative - Ticket Technology ..... Megan McMahon  
Senior Director - Groups, Suites & Outbound Sales ..... Matt Haddad  
Manager - Group Sales ..... Reuben Donnelly  
Account Executive - Group Sales ..... Hannah Browne  
Assistant - Group Sales ..... Katelyn Hekkert  
Assistant Director - Suites & Party Facilities ..... Traci Abeyta  
Supervisor - Suite & Party Facility Operations ..... Andy Finley  
Coordinator - Suites & Party Facilities ..... Ryan Keeler  
Representative - Suites & Party Facilities ..... Jamie Parker  
Assistant Director - Inside & Outbound Sales ..... Grayson Beatty  
Manager - Inside Sales ..... Justin Bennett  
Coordinator - Inside & Outbound Sales ..... Danielle Brooks  
Senior Account Executive - Outbound Sales ..... Tyler Starkey  
Senior Account Executive - Outbound Sales ..... Todd Thomas  
Account Executive - Outbound Sales ..... Kevin Curnow  
Account Executive - Outbound Sales ..... Andrew Finney  
Account Executive - Outbound Sales ..... David Gaston  
Account Executive - Outbound Sales ..... Ian Hardman  
Account Executive - Outbound Sales ..... Chris Hastings

**HUMAN RESOURCES**

Director - Diversity, Equity, Inclusion & Recruiting ..... Dallas Davis

**FINANCE**

Assistant to the Executive Vice President ..... Tammy Vergara  
Senior Director - Procurement ..... Gary Lawrence  
Coordinator - Procurement ..... Robert Wilkinson  
Senior Director - Accounting ..... Phil Emerson  
Accountant ..... Joel Binfet  
Accountant ..... Laine Campbell  
Payroll Administrator ..... Juli Daedelow  
Payroll Assistant ..... Brandon Krueger



## Richard L. Monfort

Owner/Chairman & Chief Executive Officer

Dick Monfort is in his 24th season with the Rockies franchise in 2021 and continues in his role as owner/chairman and chief executive officer for the club. A Colorado native, Monfort and the Colorado Rockies Ownership Group have established the Colorado Rockies Baseball Club as a leading enterprise in the Rocky Mountain Region in both sports and business. The organization's impact can be seen in its many contributions to the community, whether through benevolent outreach in the areas of youth sports and health, or in the development of young sports-minded professionals.

Brothers Dick and Charlie Monfort have done extensive community outreach through their family-directed Monfort Family Foundation. In September 2004, the Monfort Family Foundation gifted \$10 million to Children's Hospital Colorado for the construction of a new medical facility in Aurora, Colo. The oncology floor of the new hospital is named in memory of Rick Wilson, a cousin of the Monfort family. The foundation is a longtime provider of funding and endorsement for the Boys & Girls Clubs in Metro Denver and Weld County. Also active in higher education, the Monfort family supports the Monfort School of Business at the University of Northern Colorado and the Monfort Excellence Fund at Colorado State University; both impact students, faculty and the Northern Colorado community through scholarships for exceptional students and support of outstanding faculty. Other organizations that have benefited from the Monfort family's years of philanthropic work include CU Cancer Center, Craig Hospital, United Way, the Denver Art Museum and Habitat for Humanity.

Individually, Monfort was the 2008 recipient of the United Way of Weld County Humanitarian of the Year Award—an award his father, Kenny Monfort, received twenty years earlier.


Monfort is currently the Chairman of the University of Northern Colorado Board of Trustees and the Chairman of the Board of Directors of University of Colorado Health.

Monfort spent 25 years in the cattle business, primarily with his family's company. In 1987, he was named president of Monfort of Colorado, Inc., a subsidiary of ConAgra, and in 1991 became president and CEO of ConAgra Red Meats. After retiring from ConAgra in 1995, he helped launch the Montera Cattle Company in 1996.

More recent ventures include McGregor Square, located adjacent to Coors Field in historic lower downtown Denver (LoDo). Sports fans and the residents of Denver are anxiously awaiting its Grand Opening in the spring of 2021. McGregor Square connects the ballpark to a neighborhood that has developed dramatically over the past 25 years with direct access to Union Station and RiNo District. The development will encompass 655,000 square feet of residential and commercial space, creating a vibrant year-round complement to Coors Field, including the future Colorado Rockies Hall of Fame experience, retail, restaurants, a food hall, hotel and public gathering spaces. McGregor Square will serve as a new year-round destination that will host pregame and postgame activities as well as neighborhood concerts, festivals and other entertainment for visitors and the LoDo community.

A 1976 graduate of the University of Northern Colorado, Monfort has a bachelor's degree in business management. In May 2012, Colorado State University President Tony Frank awarded the honorary degree of Doctor of Humane Letters to Monfort in recognition of his significant contributions to Colorado industry and higher education. Also, in May 2014, he was awarded an honorary Doctor of Business Administration in Entrepreneurship by Johnson & Wales University.

Monfort has three children: daughter Dr. Lyndsey Grae M.D., eldest son Walker (wife Lauren) works in Rockies corporate partnerships and son Sterling in Rockies scouting operations. Dick currently resides in Denver with his wife Karen.



Monfort congratulates Rockies employees receiving commendations in a pregame onfield ceremony.



Game in and game out, Monfort is cheering on the home team from his seats.





**Charles K. Monfort**  
 Owner/General Partner

Charlie Monfort, owner/general partner, is a club founder and has been one of the Rockies' managing general partners since 1992.

Brothers Dick and Charlie Monfort have done extensive community outreach through their family-directed Monfort Family Foundation. In September 2004, the Monfort Family Foundation gifted \$10 million to Children's Hospital Colorado for the construction of a new medical facility in Aurora, Colo. The oncology floor of the new hospital is named in memory of Rick Wilson, a cousin of the Monfort family. In addition, the family funded a display of artwork, photography and Rockies memorabilia to enhance the seventh floor of the hospital. The foundation is a longtime provider of funding and endorsement for the Boys & Girls Clubs in Metro Denver and Weld County. In 2012,

they matched dollar for dollar on fans' collected contributions for Coloradoans devastated by summer wildfires. Also active in higher education, the Monfort family supports the Monfort School of Business at the University of Northern Colorado and the Monfort Excellence Fund at Colorado State University; both impact students, faculty and the Northern Colorado community through scholarships for exceptional students and support of outstanding faculty. Other organizations that have benefited from the Monfort family's years of philanthropic work include CU Cancer Center, Craig Hospital, United Way, the Denver Art Museum and Habitat for Humanity.

Charlie was named president of Monfort International Sales Corporation in 1988, and under his guidance, it became one of the largest beef exporters in the world and the leading exporter of beef products to Asia. In 1990, Monfort became president of ConAgra Refrigerated Foods International, Inc., which consolidated Monfort International Sales Corporation with all of ConAgra's international refrigerated foods companies. Charlie resigned from ConAgra in late 1997 in order to concentrate on his leadership role with the Rockies.

Monfort has a bachelor's degree in marketing & business management from the University of Utah (1982) and served as president of Kappa Sigma Fraternity. He currently serves on the Special Olympics Board of Directors, is a member of the Advisory Board for the University of Utah and is an active supporter of the Denver Dream program.

Monfort has four children: son Kenny, daughter Ciara and twins, son Lucas and daughter Danica. He continues to make his primary residence in Greeley, Colo. with wife Charlotte.



Monfort greets Rockies fans as they enter the ballpark on Opening Day.



Dick and Charlie pose in front of the home plate entrance.

# Colorado Rockies Ownership Group

## Linda Alvarado

Alvarado Construction, Inc.

Linda Alvarado is President and CEO of Alvarado Construction, Inc., a Denver based commercial general contractor, construction manager, development, design/build and property management firm that has built projects across the United States and internationally.

Alvarado has been a director of several Fortune 500 Companies and is on the Mayo Clinic Board of Trustees. She is an inductee of the Latin American International Sports Hall of Fame, the National Women's Hall of Fame, the National Minority Business and the Women's Business Enterprise Hall of Fame.

Alvarado was a speaker with Hank Aaron and Frank Robinson for the MLB Civil Rights Awards Game at Minute Maid Park in Houston, and she was presented the Manny Mota Foundation Pinch Hitter Award at Dodger Stadium for her leadership in raising money to assist families in the Dominican Republic.

Alvarado is very committed to opening doors for others to have opportunities to achieve their goals. Among her leadership positions in civic and charitable organizations, she is a founding trustee of The Rose Community Foundation, a director of the Taco Bell Foundation, founding member of the Denver Hispanic Chamber of Commerce, the Colorado Latino Community Foundation, and a Commissioner of the White House Initiative for Hispanic Excellence in Education.

## The Denver Post, LLC

The Denver Post, LLC is Colorado's leading source for news and information. It is the state's largest daily newspaper that features a diverse network of digital, mobile, search, social, video and print products and local news sites, including DenverPost.com, TheKnow.DenverPost.com, DailyCamera.com and TimesCall.com, among others.

## Marne Obernauer, Jr.

Breakthru Beverage Group

Marne Obernauer, Jr., is a director of Breakthru Beverage Colorado, a major wholesale distributor of fine wines, spirits and craft beers in Colorado, and he is a member of the Board of Directors of its parent company, Breakthru Beverage Group, a national wholesale organization.

From 1982-98, Obernauer was chairman and CEO of Devon Group, Inc., a publicly traded company engaged in a broad range of graphic arts services and products.

Obernauer is a founding member of the American Business Conference and is a director of the Committee for a Responsible Federal Budget. He is a member of the Leadership Council of the Yale School of Forestry and Environmental Studies and is a member of the Visiting Committee of the Dana Farber Cancer Institute. He is also a founder and former chairman of the Board of LIFT, a national anti-poverty service organization linking families in need with the resources and opportunities necessary to become self-sufficient.

## SAMT Sports 2013 LLC

SAMT Sports 2013 LLC is an investment group led by Jay D. Stein and David N. Eskenazi. Stein and Eskenazi are commercial real estate developers (Sandor Development) with offices in Arizona and Indiana. Sandor is one of the nation's largest privately held shopping center owners. In addition to the core Sandor enterprise, Stein and Eskenazi own Sand Capital, which purchases distressed real estate assets and notes. Both are active in various not-for-profit boards in their respective communities. Stein was instrumental in the establishment of Camp Daisy and Harry Stein, a summer camp in Prescott, Ariz., named in honor of his parents. Eskenazi took a lead role on the board serving the Sidney D. and Lois Eskenazi Hospital, the public hospital serving Indianapolis, Ind., and greater Marion County.

Other members of the SAMT Sports 2013 LLC group include Sandy Eskenazi, Dori Eskenazi Meyers, Alan Zekelman and John McEvoy.

### ABBY GREER AWARD WINNERS

*Given to Spring Training MVP, in memory of a young Rockies fan who died in a car accident near Coors Field.*

Year	Name	Year	Name
2020	Did not select recipient*	2012	Tom Runnells
2019	Ryan McMahon	2011	Rex Brothers, Ben Paulsen
2018	Mike Tauchman	2010	Jonathan Herrera, Mike Paulk
2017	Stephen Cardullo	2009	Ryan Spilborghs
2016	Trevor Story	2008	Jayson Nix
2015	Matt McBride	2007	Troy Tulowitzki
2014	Brandon Barnes, Tim Wheeler	2006	Ian Stewart
2013	Corey Dickerson	2005	Cory Sullivan
		2004	Luis Gonzalez

\*due to COVID-19 pandemic shortened Spring Training.

## Colorado Rockies Officers

Front Office



### Greg Feasel

Executive Vice President/Chief Operating Officer

Greg Feasel is in his 26th year with the Colorado Rockies and 11th as chief operating officer. In this role, Feasel manages all aspects of the organization's business operations, including all revenue areas, customer service, ticket sales and operations, corporate partnerships, communications, marketing, broadcasting, community affairs, merchandising, promotions, special events, private suites and party facilities, information systems, human resources, ballpark operations and capital improvements.

Feasel joined the Rockies prior to the 1996 season, after serving as a division director of sales and marketing for Coca-Cola Enterprises, where he was responsible for all revenue areas and key accounts while overseeing the day-to-day operations of a distribution and sales center. Feasel is also a former educator in Texas and Colorado.

A graduate of Abilene Christian University, Feasel was inducted into the school's Sports Hall of Fame in 2005. Along with his brother, Grant, he was also selected for the ACU All-Century Team in 2005. Feasel was a professional football player from 1983–87, and his career included time with the Green Bay Packers, San Diego Chargers and the Denver Gold in the United States Football League.

In addition to his responsibilities with the Rockies, Feasel is also active in the community. He currently serves as a board member of the Downtown Denver Partnership/Denver Civic Ventures Board, VISIT DENVER and is executive director of the Colorado Rockies Baseball Club Foundation.

Greg and his wife Lynn have one daughter, Zoie.



### Hal Roth

Executive Vice President

Hal Roth is in his 29th year with the Colorado Rockies. He is currently an executive vice president of the club and serves as the chief financial officer and chief legal officer of the general partner, having previously served in the same capacity for the Rockies. He also currently serves as a trustee of Major League Baseball's Non-Uniformed Personnel Pension Plan, as well as a member of the MLB Insurance Committee.

Prior to joining the club, Roth was a partner with the public accounting firm of Coopers & Lybrand for 19 years, 1975-93, where he specialized in taxation. He holds a bachelor's degree from Albion College, an M.B.A. and J.D. from the University of Denver and an L.L.M. (in Taxation) from New York University. Roth is also a certified public accountant (inactive) and a member of the Colorado Bar.

Roth has served on a variety of charitable boards, including the Colorado Council on Economic Education, Colorado Children's Chorale, the Colorado Neurological Institute and Seniors, Inc. He also serves as a Director of COPIC, an insurance company. Roth's hobbies include golf, skiing and hiking in Colorado and Wyoming. Hal and his wife Connie reside in Englewood, Colo., and have two sons, Reilly and Rory (wife Lisa), and grandchildren, Penelope and Rowan.



### Jeff Bridich

Executive Vice President - General Manager

The 2021 campaign is Jeff Bridich's seventh season as the general manager of the Colorado Rockies after being named to the position on Oct. 8, 2014. After four years as a senior vice president, he was promoted to executive vice president following the 2018 season. 2020 marked his 16th season in a leadership role within the Rockies' baseball operations department.

Prior to his promotion to GM, he served as the Rockies' senior director of player development from December 2011-October 2014. He joined the Rockies' front office in December 2004 as manager of Minor League operations and held the position of senior director of baseball operations from 2006 to 2011. Bridich came to Colorado after working in the Office of the Commissioner for Major League Baseball from 2001-04. In that role, he worked closely with each Major League team in areas pertaining to Minor League contracts and transactions.

A graduate of Harvard University in 2000, the Milwaukee native played four seasons as a catcher and outfielder for the Crimson, serving as a tri-captain his senior year.

Jeff and his wife Sarah reside in Denver, Colo. They have two children.



(Colorado Rockies Officers, continued)



**Jill Campbell**  
Vice President - Communications & Marketing

This is Jill Campbell's 29th season with the Rockies, seventh as vice president of communications & marketing. Campbell oversees all aspects of the club's public and media relations, advertising, marketing, player relations, publications, graphic design, photography and social media.

Campbell began her career with the Rockies in the fall of 1992 and has served in a variety of business, ticketing, marketing and advertising roles with the organization, including senior director of advertising, marketing, publications and social media prior to her promotion to vice president in November 2014. She has been instrumental in designing and developing the club's print and broadcast advertising campaigns, social media strategies, marketing programs, special events like Rockies Fest and the Caravan, a variety of organizational publications, including *Rockies Magazine*, as well as overseeing baseball and business communications/PR functions for the organization.

Born in Santa Clara, Calif., and raised in St. Louis, Mo., Jill earned a bachelor's degree in English at UCLA, while working in entertainment publicity and on staff at UCLA's *Daily Bruin* newspaper.



**Rolando Fernandez**  
Vice President - International Scouting & Development

This is the 29th season for Rolando Fernandez with the Rockies organization and sixth as vice president of international scouting & development. He previously served as the senior director of international scouting. Fernandez oversees all aspects of international scouting, player development and day-to-day operations.

In 2005, Fernandez was honored as the Rockies' Herb Hippauf Scouting Award recipient, presented annually to the individual that exemplifies loyalty, dedication, honesty and a commitment to doing what is in the best interest of the Colorado Rockies. Prior to his current role, he spent four seasons as the roving Latin American coordinator and, in 1999, was named the Rockies' Player Development "Man of the Year."

Prior to heading up the Rockies' international scouting efforts, Fernandez also coached the Rockies' Arizona Rookie League club from 1994-97, and the High-A Visalia affiliate for half of the 1993 season. Before joining the Rockies, the former outfielder played three years in the Chicago Cubs organization. Fernandez was drafted by the Cubs in the 1990 First-Year Player Draft.

A 1990 graduate of Northwestern State University of Louisiana, Fernandez has a bachelor's degree in advertising. Rolando is married to Kim Velazquez and has two daughters, Sofia Camille and Adriana.



**Brian Gaffney**  
Vice President - General Counsel

Brian Gaffney is in his fourth season with the Colorado Rockies, his third as vice president, general counsel. Prior to his promotion to vice president, Gaffney was the Club's general counsel. Gaffney is responsible for all legal aspects and functions of the Club, including corporate governance, drafting and negotiating contracts and managing litigation.

Prior to joining the Rockies, Gaffney was a partner with the law firm of Snell & Wilmer LLP. in Denver for over 10 years, where he specialized in corporate mergers and acquisitions, real estate, bankruptcy, restructuring and commercial finance law. He is admitted to practice law in Colorado and Texas (inactive) in a variety of courts, including the Colorado Supreme Court, the United States District Court for the District of Colorado, and the Ninth Circuit Court of Appeals. While in private practice, Gaffney was named Colorado Super Lawyers® Rising Star four times (2014-17). Gaffney is a member of the State Bar of Colorado, the Denver Bar Association and the Sports Lawyers Association.

Gaffney is a member of the Board of Directors for the Colorado Sports Hall of Fame and the National Football Foundation (Colorado Chapter), and has been involved with a variety of charitable organizations, including the Rocky Mountain Stanford Alumni Association, the Global Down Syndrome's Dare to Play Camp and the Boys and Girls Club of Denver.

Born and raised in Phoenix, Ariz., Gaffney holds a bachelor's in political science, with honors, from Stanford University (2003), a master's in political sociology from Stanford University (2004), and earned his J.D., with honors, from University of Texas at Austin (2007). Gaffney was also a four-year letterman in football at Stanford University, where he was a linebacker and a member of teams that won the 1999 Pac-10 Championship and played in the 2000 Rose Bowl and the 2001 Seattle Bowl. He was also the Special Teams Player of the Year in 2003.

Brian and his wife Abby reside in Highlands Ranch, Colo., and have four children: Molly, Mason, Nolan and Tobin.



### **Kevin Kahn**

Vice President/Chief Customer Officer - Ballpark Operations

This season is Kevin Kahn's 28th with the Rockies and 21st as vice president of ballpark operations. In December 2003, the club named Kahn its first-ever chief customer officer, charging him with the responsibility of overseeing the Coors Field Customer Service Committee, a diverse group of Rockies and partner employees whose sole purpose is to continually strive for and uphold the highest standards of service provided by the Rockies and Coors Field service partners for all of the club's employees, guests and sponsors. Kahn also directs all aspects of ballpark operations, including the club's partnership with the Coors Field food service provider, Aramark.

Prior to being named vice president, Kahn was senior director of Coors Field operations from 1997-2000. He was the director of stadium services his first three seasons with the club. Kahn has been involved with professional baseball for 40 years, previously working for the Oakland Athletics from 1981-93. He started as an operations assistant before being named director of stadium operations in 1987. He spent his last seven seasons with the A's in that capacity.

The Oakland, Calif., native graduated from Bishop O'Dowd High School. He went on to receive his bachelor's degree in business administration from California State University-Hayward.

Kevin has two children, Haley and Kyle, and resides in Highlands Ranch, Colo., with his wife Lisa.



### **Jim Kellogg**

Vice President - Community & Retail Operations

Jim Kellogg was named vice president of community and retail operations on Jan. 1, 2006. Overall, this is his 28th season with the Rockies organization.

Kellogg is responsible for directing the Rockies' retail operations as well as heading the community affairs department. He works directly with players and coaches as the liaison between the organization and the community. His community work is a reflection of the Rockies' contributions to youth education and health. His duties include overseeing the Colorado Rockies Baseball Club Foundation, in addition to overseeing the Rockies Dugout

Stores, Coors Field retail and club archives.

Prior to joining the Rockies, Kellogg spent eight years with Mercantile Stores. He serves on the board of directors for the Lower Downtown District, Inc., is the current chairman of the Children's Hospital Colorado Foundation's Corporate Leadership Council and sits on the Board of Denver Sports.

A graduate of Denver's J.K. Mullen High School, Kellogg attended Colorado State University and received his bachelor's degree from Regis University in 1987. Jim and his wife Cheli reside in Highlands Ranch, Colo. They have a son Danny (wife Elizabeth and daughter Libby Rose) and a daughter Amanda (husband Austin).



### **Michael Kent**

Vice President - Chief Financial Officer

One of the original Rockies officers, Michael Kent joined the organization in January 1992. He is in his 30th year with the club.

Kent is in contact with every department in the organization, assisting them with financial planning and budgeting. He is responsible for financial reporting, cash management, club insurance and benefits. Kent came to Colorado after a decade with the Philadelphia Phillies (1982-91), where he served as controller. Prior to joining the Phillies, he worked in the Long Island, N.Y., office of Deloitte Haskins & Sells, providing accounting services to small and growing businesses.

He attended Villanova University and graduated with a degree in accounting in 1979. Michael and his wife Mary have five children: Jonathan, Laura (husband Branden and son, Riley), Timothy, Bryan and Nicole. The family resides in Highlands Ranch, Colo.



## Sue Ann McClaren

Vice President - Ticket Sales, Operations & Services

Sue Ann McClaren joined the Rockies in October of 1992 and was responsible for beginning the ticket sales department for the new expansion team. This included hiring a staff, developing policies and managing the sales of all tickets before the inaugural season. The 2021 season is her 29th year with the club and her 44th in Major League Baseball, McClaren was named vice president on Dec. 1, 1995, becoming the Rockies' first female officer.

McClaren served as director of ticket sales in 1993, during which the Rockies set Major League records for highest attendance in a single game, night game, three-game series and single season. Colorado led the Majors in attendance for each of its first seven seasons of existence (1993-99) and has drawn more than 79 million since 1993.

Prior to joining Colorado, McClaren worked for 15 years in the sales department with the St. Louis Cardinals, who won three NL pennants and one World Series title during that time. She was director of ticket sales with the Cardinals before joining the expansion Rockies. Sue Ann is a graduate of William Woods College in Fulton, Mo.



## Walker Monfort

Vice President - Corporate Partnerships

This is Walker Monfort's seventh year as the club's vice president of corporate partnerships and his 12th working in a full-time capacity for the Colorado Rockies,

Monfort is responsible for the oversight and management of the club's revenue generated through sponsorship of the Rockies, including oversight of the club's promotions department, in-game entertainment and RockiesVision production.

Monfort officially joined the Rockies front office on a full-time basis in December 2009, after four years of work in a part-time capacity in several departments across the organization. From 2005-08, Monfort worked summers on the grounds crew, in the visiting clubhouse, in the ticket office and on the gameday promotions team. From 2009-13, Monfort worked in the baseball operations department with a focus on the Rockies' Minor League operations and player development. In 2014, Monfort was appointed director of corporate partnerships, which led to a promotion to vice president of the department. Monfort is co-chairman of the board of advisors for ACE Scholarships, an organization focused on providing resources to better establish quality choice education for kids in low-income families.

Monfort, 34, graduated from Colorado State University in December 2009. He earned a bachelor's degree in journalism and a minor in business administration. Walker is a product of Eaton (Colo.) High School, and he and his wife Lauren currently reside in Denver, Colo.



## Bill Schmidt

Vice President - Scouting

Bill Schmidt began his direction of the scouting department on Oct. 1, 1999. He was named vice president of scouting on Jan. 2, 2007.

Schmidt, 61, joined the Rockies from the Cleveland Indians, where he served four seasons (1995-99) as a national crosschecker. Before that, Schmidt supervised the Southern California, Arizona and Nevada regions for the New York Yankees (1988-95). He worked for the Major League Baseball Scouting Bureau from 1987-88, after launching his scouting career with the Cincinnati Reds (1982-84). All told, Schmidt has over 30 years of scouting experience. His first job out of college was as head baseball coach at his alma mater, Magnolia High School, in Anaheim, Calif. He also assisted at Santa Ana Junior College (1982-84) and Arizona State University (1985). Professionally, he coached in the Pioneer League for the Reds (1984) and Brewers (1986), before his three seasons coaching the Yankees' New York-Penn League club (1991-93).

At the 2019 Baseball Winter Meetings, Schmidt was honored with the West Coast Scout of the Year Award, and in January of '19, he was one of six scouts to receive the Legends in Scouting Award at the Professional Baseball Scouts Foundation annual gala.

Schmidt has a master's degree from Azusa Pacific and a bachelor's degree from Cal. State, Long Beach. Bill and his wife Linda have two sons, Andrew and Matthew.





**Elizabeth Stecklein**  
Vice President - Human Resources

One of the Rockies' first employees, Liz Stecklein was hired in December 1991 and is in her 16th year as vice president of human resources. She was named to the position on Jan. 1, 2006. Prior to that, she was director of personnel and administration (1995-98) and senior director of human resources (1998-2005).

Stecklein oversees all human resources matters for the organization. Prior to joining the Rockies, Stecklein spent 20 years in employee relations for Exxon Company, USA, before the company's relocation. Stecklein is a graduate of Denver's Cathedral High School.

Liz and her husband Steve have two children, Stephen (wife Mandy and daughters Kylie, Bailey and Maddie) and Kristin (husband Eric and children Sarah, Avery and Logan).

**ROCKIES PLAYERS NAMED  
TO THE ALL-STAR FUTURES GAME**

**2020:**

Cancelled due to COVID-19 pandemic

**2012:**

INF Nolan Arenado (USA)  
RHP Edwar Cabrera (World)

**2005:**

C Chris Iannetta (USA)  
RHP Juan Morillo (World)

**2019:**

LHP Ben Bowden (USA)

**2011:**

INF Nolan Arenado (USA)  
C Wilin Rosario (World)

**2004:**

LHP Jeff Francis (World)

**2018:**

INF Brendan Rodgers (USA)  
RHP Jesus Tinoco (World)

**2010:**

LHP Christian Friedrich (USA)  
C Wilin Rosario (World)

**2003:**

INF Rene Reyes (World)  
RHP Chin-Hui Tsao (World)

**2017:**

INF Ryan McMahon (USA)  
INF Brendan Rodgers (USA)

**2009:**

RHP Jhoulys Chacín (World)  
INF Eric Young Jr. (USA)

**2002:**

RHP Aaron Cook (USA)  
RHP Jason Young (USA)

**2016:**

OF David Dahl (USA)  
RHP Jeff Hoffman (USA)  
OF Raimel Tapia (World)

**2008:**

OF Dexter Fowler (USA)  
RHP Ryan Mattheus (USA)  
RHP Casey Weathers (USA)

**2001:**

RHP Jason Young (USA)

**2015:**

INF Trevor Story (USA)  
OF Raimel Tapia (World)

**2007:**

LHP Franklin Morales (World)  
INF Ian Stewart (USA)

**2000:**

C Ben Petrick (USA)  
RHP Chin-Hui Tsao (World)

**2014:**

INF Rosell Herrera (World)

**2006:**

INF Joe Koshansky (USA)  
INF Troy Tulowitzki (USA)

**1999:**

C Ben Petrick (USA)

# Colorado Rockies Baseball Operations Department



## Zack Rosenthal

Assistant General Manager - Baseball Ops./Assistant General Counsel

Zack Rosenthal serves as assistant general manager of baseball operations and assistant general counsel. This year is his seventh season in his current role and 16th with the Rockies.

Rosenthal joined the Rockies in 2006 as an intern in player development, after interning for the Boston Red Sox in Fenway Affairs and working as an account manager with the Oakland Athletics. After his internship with the Rockies, Rosenthal was hired as a baseball operations assistant and assistant general counsel, a post he held for four seasons, before serving as the club's director of baseball operations and assistant general counsel for five seasons.

In his current role, Rosenthal assists General Manager Jeff Bridich with contract matters, player transactions, payroll management, salary arbitration, statistical analysis, Major League roster oversight, rules administration, advanced scouting, as well as team operations, daily budgeting and capital expense management, and all legal matters involving the baseball operations department. Additionally, as the club's assistant general counsel, he assists with business matters, litigation and other legal issues as needed.

After receiving his bachelor's degree in mass communication from the University of California, Berkeley, Rosenthal earned his J.D. at Boston University School of Law, as well as his master's degree in communications from Boston University College of Communication.

Zack and his wife Kara were married in October 2007, and they currently live in Denver, Colo., with their daughter, Preston.



## Jon Weil

Assistant General Manager - Player Personnel

The 2021 campaign is Jon Weil's 26th year in professional baseball. He is in his 16th season with the Rockies.

Promoted to his current role in November of 2014, Weil assists General Manager Jeff Bridich in player personnel acquisitions and oversees both the Rockies' Major League and Minor League scouting efforts. Additionally, he evaluates the Major League club and Minor League system, while also evaluating players for acquisition.

Weil served as the Rockies' director of professional scouting from 2010-14, after being promoted from manager of professional scouting, a role he served in for two years. In 2012, he was awarded the Herb Hippauf Scouting Award, presented annually to the individual that exemplifies loyalty, dedication, honesty and a commitment to doing what is in the best interest of the Colorado Rockies.

Prior to working in professional scouting, Weil was the Rockies' manager of Minor League operations for two years, assisting in the operations of the player development department. Weil came to the Rockies after spending nearly five years as an area scout for the Kansas City Royals, where his territory included Georgia, Tennessee and Kentucky. His baseball career began while working as a Florida Marlins bat boy in 1996 and 1997, the year they won the World Series title. In 1998 and 1999, he interned in Florida's player relations and scouting departments, then went on to complete MLB's Scout Development Program in 2000.

A native of Hollywood, Fla., Weil graduated from Hollywood Hills High School in 1996. In 2000, he earned a bachelor's degree in business management from the University of Florida, graduating with honors. Subsequently, he received a master's degree in sports management from Nova Southeastern University.

Jon and his wife Laura reside in Denver, Colo., with their daughters, Anabella and Kendall.



## Zach Wilson

Assistant General Manager - Player Development

Zach Wilson was promoted to assistant general manager of player development in January 2019. Previously, Wilson spent five seasons as the senior director of player development. He is in his 20th season with the Rockies organization.

Wilson began his baseball career with the Rockies' amateur scouting department, where he spent nine seasons, rising to assistant director. In 2010, Wilson was recognized with the Herb Hippauf Scouting Award, presented annually to the individual that exemplifies loyalty, dedication, honesty and a commitment to doing what is in the best interest of the Colorado Rockies.

In January 2011, Wilson was promoted to assistant director of player development, working closely with then senior director of player development and current Executive Vice President & General Manager Jeff Bridich. In his current role, Wilson oversees all aspects of the Rockies player development department.

A former collegiate second baseman at Indiana-Purdue University at Fort Wayne, Wilson was inducted into its Athletic Hall of Fame in February 2016. He earned his bachelor's degree in business from Indiana University.

He and his wife Jenny reside in Denver, Colo., with their daughter, Jade.



## Doug Bernier

Major League Data & Game Planning Coordinator

Doug Bernier moved to the role of Major League data & game planning coordinator in 2020, after serving two seasons as a professional scout for the Rockies (2018, 2019).

Bernier was a longtime professional player and Rockie, originally signed by the organization as a non-drafted free agent in 2002, making his Major League debut at Coors Field with the Rockies in 2008. His career spanned 16 years, playing for the Rockies, Yankees, Pirates, Twins and Rangers organizations, reaching the Major League level with both the Rockies and Twins.

In his current role, Bernier works closely with the Rockies research and development team, coaches and players to aggregate and interpret data. He will also assist players and coaches in the day-to-day gathering, evaluating and utilization of data to improve individual and team performance.

Born in Santa Maria, Calif., Bernier attended St. Joseph High School and graduated with his bachelor's degree from Oral Roberts in 2003.

Bernier and his wife Sarah have three daughters: Kinsley (9), Avery (6) and Addison (2). He and his family reside in Littleton, Colo.



## Peter Bourjos

Advance Scout

Peter Bourjos was named a Major League advance scout for the Rockies in January 2020, after a 14-year professional playing career. He played the outfield at the Major League level with the Angels, Cardinals, Phillies, Rays and Braves.

In his big league career, Bourjos made nine straight Opening Day rosters (2011-19). In 2011, he became the first player in Angels history to record at least 25 doubles, 10 triples, 10 home runs and 20 steals in a single season, while his 11 triples were tied for the most in the American League.

Bourjos joined Chris Warren in working closely with the coaching staff and delivering field scouting information on upcoming Major League opponents.

Bourjos is a graduate of Notre Dame High School in Scottsdale, Ariz., where he currently makes his home with his wife Ashley and three children. His father, Chris, a former Major League player himself, is currently a professional scout with the St. Louis Cardinals.



## Irma Castañeda

Assistant to Executive Vice President & General Manager

In her 25th season with the Rockies, Irma Castañeda serves as the assistant to Executive Vice President and General Manager Jeff Bridich. She is in her seventh year in baseball operations and third in her current role.

Castañeda began working in baseball in 1985 for Milwaukee's Double-A affiliate, the El Paso Diablos. During the 1995 All-Star FanFest in Arlington, Texas, she served as an event manager, and in 1996, she worked as a ticketing trainee with the Atlanta Braves Triple-A affiliate, the Richmond Braves. In September 1996, Castañeda was hired part-time in the Rockies call center before becoming a full-time employee in the group sales department. In May 2001, she was named assistant to the director of communications/public relations and

eventually assistant to the vice president of communications/public relations.

A 1996 graduate of the University of Texas, Castañeda majored in sport management with a minor in business administration. She worked in the sports information department during her time at Texas. Born and raised in El Paso, Texas, Irma lives in Morrison, Colo., and has two daughters, Larissa and Tatiana.



## Vinny Castilla

Special Assistant to the General Manager

Vinny Castilla is a club original and one of the most popular players in franchise history; 2021 marks his 14th season as special assistant to the general manager.

Castilla, a native of Oaxaca, Mexico, was selected by the Rockies in the 1992 Expansion Draft, playing for Colorado's inaugural club in 1993 and being named to the All-Star team twice over the course of eight seasons with the Rockies organization. Castilla ranks among the Rockies career top-10 leaders in games, at-bats, runs, hits, doubles, home runs, RBI, extra-base hits and total bases.

Vinny currently lives in Denver with his wife Samantha and three sons, Marco, Daulton and Cristian.





## Doug Chadwick

Director - Mental Skills Development

Doug Chadwick is in his seventh season with the Rockies and his second as the director of mental skills development.

In his current role, Chadwick develops, teaches and supervises the performance focused mental skills education for Minor League and Major League players and staff. He is a Certified Mental Skills Consultant (CMPC) by the Association of Applied Sports Psychology (AASP) and a member of the Board of Directors of the Professional Baseball Performance Psychology Group.

Prior to joining the Rockies organization, Chadwick was a field artillery officer in the United States Army before retiring as the director of the Center for Enhanced Performance (CEP) at West Point following 20 years of active service. His service also included multiple combat tours in Iraq as well as faculty assignments at West Point, and he was awarded the Bronze Star two times. Chadwick also assisted in developing the mental skills education used throughout the U.S. Army.

Chadwick graduated with a bachelor's degree from the U.S. Military Academy, where he was the starting offensive guard on Army's nationally ranked football team in 1996. He received his Master of Arts in applied economics from the University of Oklahoma and a Master of Science in Kinesiology (Sport Psychology) from Cal State Fullerton. Chadwick is also a graduate of the U.S. Army Command and General Staff College. He earned his Ph.D. in higher education from the University of Georgia's Institute of Higher Education.

Doug and his wife Dr. Heather Chadwick, a professor at Charleston Southern, have two daughters: Emma (18) and Leah (11). They reside in Mount Pleasant, S.C., during the offseason.



## Ty Coslow

Special Assistant - Player Personnel

Ty Coslow, an original Rockies hire, is in his 30th year with the club and seventh in his current role. Coslow's career began as an associate scout with the Montreal Expos in 1988, before becoming one of original Scouting Director Pat Daugherty's first hires with the Rockies in 1992. In his current role, Coslow evaluates professional players on special assignment and assists in player personnel acquisitions.

From Louisville, Ky., Coslow was an area scouting supervisor for 10 seasons before being promoted to Midwest crosschecker in 2002. After three seasons, he was promoted to national crosschecker, a post he held for five seasons. In 2010, Coslow moved over to the professional scouting department, where he scouted opposing organizations for professional acquisitions. Coslow was awarded the Pat Daugherty Scout of the Year Award in 1997 in recognition of scouting excellence. He was also awarded the Herb Hippauf Scouting Award in 2006, presented annually to the individual that exemplifies loyalty, dedication, honesty and a commitment to doing what is in the best interest of the Colorado Rockies. Over the course of his scouting career, Coslow has signed Rockies great Todd Helton as well as big leaguers Mark Thompson and Clint Barmes, among others. Ty and his wife Kim reside in Louisville, Ky., and have two daughters, Courtney and Morgan.



## Domenic Di Ricco

Director - Baseball Operations

Domenic Di Ricco is in his seventh year with the Colorado Rockies and third year as the Colorado Rockies director of baseball operations. He joined the Rockies in December 2014 after serving in the Office of the Commissioner for Major League Baseball from 2013-14, working closely with each team on waivers, rules and transactions.

Di Ricco, 33, is primarily involved in Major League operations, and assists the general manager in matters of rule compliance, player contracts, waivers, roster management and statistical analysis. In addition, he provides support in salary arbitration and free agent acquisitions.

A 2009 graduate of Cornell, the San Francisco Bay Area native played four seasons as an outfielder for the Big Red, serving as a co-captain his senior year. He went on to play one year professionally for the Rio Grande Valley White Wings of the United Baseball League.



## Paul Egins

Senior Director - Major League Operations

A Rockies original hire, Paul Egins officially joined the club on Oct. 30, 1991. In his current role, Egins, 57, coordinates the Rockies Spring Training operations, Major League team travel, player relations and has special scouting assignments. The Columbus, Ga., native was promoted to director of Major League operations on Nov. 16, 2000, after serving as director of player development from 1997-99. In 2018, Egins was the recipient of the Rocky Mountain Chapter SABR award for Lifetime Achievement in Baseball and was named the Major League Baseball Don Davidson Memorial Award Traveling Secretary of the Year, which was voted on by his peers.

Prior to joining the Rockies, Egins worked for the Atlanta Braves from 1988-91, and he was hired by Hall of Famer Hank Aaron, who continued to be his friend and mentor. Egins finished his time with the Braves as assistant to the director of player development and scouting. He also spent two seasons as the team trainer of the Burlington Braves in the Midwest League, and in a similar role at both the University of Georgia and Florida A&M.

Born Sept. 22, 1963, Egins received a bachelor's degree in biology from the University of Georgia in 1986, with graduate work at Florida A&M in sports administration. Paul currently resides in Denver, Colo.



## Chris Forbes

Assistant Director - Player Development

Chris Forbes joined the Rockies in 2007 and is in his seventh year in player development, his third as the assistant director.

As assistant director of player development, Forbes assists Assistant General Manager of Player Development Zach Wilson in all aspects of the Minor League system. Prior to moving to the front office in 2015, he spent the previous eight years as an area scouting supervisor.

In his time in the amateur scouting department, Forbes was the area scout in several parts of the country. He began his tenure scouting southern Texas, moving from there to the Pacific Northwest, and spent five years scouting Arizona, Utah, New Mexico and Las Vegas.

Forbes' scouting skills earned him the Pat Daugherty Scout of the Year Award in 2011.

Forbes previously held several coaching positions at the collegiate level, including stints at Kansas State and Northern Colorado. Chris, his wife Lisa, and their children, TJ and Madison, currently reside in Englewood, Colo.



## Marc Gustafson

Senior Director - Scouting Operations

Marc Gustafson has been with the Rockies for 28 years, serving in both the scouting and player development departments. He was named senior director of scouting operations on Sept. 15, 2011.

Gustafson was previously in player development, rising to the level of senior director before moving to the scouting department. Prior to joining the front office, he was a trainer in the Rockies' Minor League system for five years.

In his current role, Gustafson supervises all amateur scouting personnel, manages the day-to-day operations of the scouting department, organizes the annual First-Year Player Draft in June, and evaluates other talent as assigned throughout the spring, summer and fall.

Born Sept. 14, 1969, Gustafson lettered in football, baseball and basketball at Eaton (Colo.) High School. His great grandparents immigrated to Eaton and his family has lived there for four generations. He went on to play baseball at Doane University in Crete, Neb. Gustafson graduated from Colorado State, earning a bachelor's degree in exercise and sport science.

Marc, his wife Amy and their two sons, Jack and Charlie, reside in Broomfield, Colo.



## Brittany Haby

Baseball Operations Fellow

In her fourth year with the Rockies, Brittany Haby is the Baseball Operations Fellow through the MLB Diversity Fellowship Program that will run through December 2021. In this role, Haby assists in various areas of the baseball operations department, from analytics to player contracts.

Prior to joining the Rockies organization, Haby spent the 2015 season as the Football Operations Fellow for the San Francisco 49ers, before working as the Next Gen Stats Researcher at NFL Media from 2016-17.

Born and raised in Helotes, Texas, Haby graduated from Trinity University in San Antonio with a bachelor's in economics-business with a minor in sport management.



## Damon Iannelli

Assistant Director - Scouting

Damon Iannelli is in his 26th season with the Rockies working in various scouting roles. He started scouting the Deep South in June of 1995, adding crosschecking to his duties in 2014. In his current role, Iannelli covers the United States, Canada and Puerto Rico, while still crosschecking and scouting.

Iannelli was awarded the 2018 Herb Hippauf Scouting Award, presented annually to the individual that exemplifies loyalty, dedication, honesty and a commitment to doing what is in the best interest of the Colorado Rockies. He was also named the Rockies Scout of the Year in 2000 and 2012, and Southeast Scout Association Scout of the Year in 2009 and 2014. He has signed 16 players who have reached the Majors, including All-Stars David Dahl,

Corey Dickerson, Dexter Fowler, Will Harris and Brad Hawpe.

Born in Whittier, Calif., Iannelli played baseball at Wallace Dothan Junior College in 1986 and Southeastern Louisiana from 1987-89. He received a bachelor's degree from Southern Mississippi and an education degree from Mississippi College. Damon and his wife Lisa, a first grade school teacher, reside in Flowood, Miss., with their daughter, Nicole, and son, Joseph. Both of his children attend Mississippi State.



## Brian Jones

Video Coordinator

The 2021 campaign marks Brian Jones' 15th as Major League video coordinator and his 20th overall with the franchise. He was originally hired by the Rockies in 2002.

"Jonesy" oversees all video operations, including player analysis and scouting video for the manager and coaching staff. In addition to his video responsibilities, Jones oversees instant replay operations for the Rockies.

The native of Stillwater, Okla., Jones is a graduate of Oklahoma State, where he earned his bachelor's in management information systems. Jones worked in the OSU athletic department all four years as a student, helping with video for the baseball, basketball and football teams.

Jones resides in Centennial, Colo., with his wife Courtney and daughters, Everett and Maddox.



## Bryce Leonard

Full Stack Developer- Baseball Research & Development

Bryce Leonard is in his fourth season as a full stack developer, specializing in creating innovative digital experiences. He has spent over a decade working in product development and user experience design. Leonard co-founded the mobile startup Glad to Have You and developed digital solutions for Homeaway Inc., Copper Mountain, Killington Mountain Resort and Camp Woodward. His passion for entrepreneurship has provided him opportunities to mentor early-stage startups.

As a full stack developer, Leonard is responsible for developing intuitive applications that leverage operations and MLB data. He is also responsible for creating design and style standards for various Colorado Rockies internal applications.

Leonard studied business administration at Belmont University in Nashville, Tenn. A native of Denver, Colo., he resides in Highlands Ranch, Colo., with his wife Lindsey.



## Sterling Monfort

Assistant Director - Scouting Operations

Sterling Monfort, in his 11th year with the Rockies, assists in all aspects of the amateur scouting department. He handles the day-to-day administrative tasks, including the First-Year Player Draft. Monfort evaluates and reports on amateur players during the spring, summer and fall seasons, and he supports the operations of the Rockies Fall Scout Team.

In the shortened 2020 scouting year, he served as the area scout for the Southern California territory, as well as Colorado and Wyoming. This year will be his third year covering the Colorado and Wyoming territories. In 2019, he earned the Herb Hippauf Scouting Award, voted on by the Rockies scouting department.

Monfort previously spent two seasons working for the Rockies grounds crew and one year as the coaching assistant for the Grand Junction Rockies.

Monfort graduated from Eaton (Colo.) High School, where he played varsity baseball all four years. He earned a bachelor's degree in tourism management and a master's degree in management from Arizona State University's W.P. Carey School of Business.



## Danny Montgomery

Special Assistant to the General Manager

A Rockies original hire, Danny Montgomery has been with the organization since November 1991. He started as an area scout in the Carolinas and is in his seventh season as a special assistant to the general manager. He previously served as assistant director of scouting/national crosschecker, a position he had held since 2005.

Montgomery works closely with Executive Vice President and General Manager Jeff Bridich and Vice President of Scouting Bill Schmidt, and is one of the key contributors in the annual MLB First-Year Player Draft in June. During the 1998-99 seasons, he was the Rockies' West Coast crosschecker, moving to the East Coast as crosschecker in 2000, ultimately earning the national crosschecker role in 2002. In 2001, Montgomery received the Herb Hippauf Scouting Award. In 2018, he joined the Board of Directors for the Professional Baseball Scouts Foundation, was elected to the Scouts Hall of Fame and was also voted the 2018 East Coast Scout of the Year by Major League Baseball.

Montgomery was drafted as a shortstop by the Los Angeles Dodgers in 1986, and played in the Minor Leagues until a knee injury curtailed his career. He retired as a player in 1989 and immediately became a coach with the Rookie Level Dodgers affiliate in Kissimmee, Fla. Following that season, he became an area scout with the Dodgers until he joined the Rockies' front office.

Montgomery attended the University of North Carolina-Charlotte, where he played shortstop and studied psychology. He is a graduate of T.C. Roberson High School in Asheville, N.C., where he starred in baseball and basketball. Danny currently resides in Charlotte, N.C.



## Matthew Obernauer

Coordinator - Scouting Research/Staff Counsel

Matt Obernauer works in the Rockies baseball operations department while also assisting with legal matters for the club.

On the baseball side, Obernauer leads the club's statistical and advanced data analysis in the amateur scouting department as part of the MLB First-Year Player Draft preparations, as well as for the professional scouting and international scouting departments in the area of player acquisitions. Obernauer provides additional research and oversees long-term projects in the amateur, international and professional scouting departments, while also advising and providing research in Major League salary arbitration. Additionally, he assists the club's general counsel in carrying out any necessary legal functions, including business, contractual and litigation matters.

Obernauer earned his undergraduate degree from Yale University and his law degree from the University of Pennsylvania Law School. He joined the Rockies after two years at Proskauer Rose LLP in New York, NY, where he worked on corporate matters with the firm's sports law group.



## Tom Probst

Senior Director - Medical Operations & Special Projects

Tom Probst, who began his Rockies career in 1992, is in his 10th season as the club's senior director of medical operations and special projects after six years as the club's director of medical operations.

In his current role, Probst oversees all medical personnel at both the Major and Minor League levels, as well as the organization-wide workers compensation program. He has also been instrumental in overseeing the club's facilities projects, including Salt River Fields at Talking Stick in Scottsdale, Ariz., the Rookie League club transition to Grand Junction and the Dominican academy complex in Boca Chica, Dominican Republic.

An original hire when the team began Minor League play in 1992, Probst joined the Rockies after five years in the Montreal Expos organization. Probst served as athletic trainer for Colorado's first group of draftees at a June 1992 mini-camp and was the athletic trainer for the first team in organizational history, the Bend Rockies. He went on to work in the Major League training room for the Rockies for the next 12 seasons, first as assistant athletic trainer (1993-98), then as head athletic trainer, beginning on Oct. 27, 1998. In 2003, he and current Head Athletic Trainer Keith Dugger were named Major League Training Staff of the Year by their peers. That same year, Probst was selected to represent the National League as one of its trainers at the All-Star Game in Chicago. Following the 2004 season, he toured Japan with the Major League Baseball All-Stars.

Probst is treasurer for the Executive Board of the Professional Baseball Athletic Trainers Society (PBATS), a position he also held in 2004. An active member of PBATS, Probst was the NL representative for the organization in 2002 and 2003, and he was asked to speak in Nagoya, Japan in December 2004. Probst has been a member of the MLB Workers Compensation Quality Council since 2005, and most recently has assisted MLB with development of the Electronic Medical Records System and Injury Surveillance System, and he has participated in the EMR Advisory Committee.

Probst has a degree in physical education from Mankato State University (1981) and a bachelor's degree in physical therapy from Florida International University (1988).

Tom and his wife Gina reside in Littleton, Colo., with their three sons: Daniel, Nicholas and Christopher.





## Jesse Stender

Manager - Minor League Operations

Jesse Stender is in his ninth year in the player development department, his third as manager of Minor League operations. He previously served as the coordinator of Minor League operations for five years. Working alongside Zach Wilson and Chris Forbes, he assists in all aspects of the department and is responsible for the administrative tasks within the Rockies' Minor League operations.

This is Stender's eighth year as a full-time member of the Rockies front office, which followed two years of part-time work between the ticketing and player development departments. He was the recipient of the 2017 P.J. Carey Player Development award and was recognized as the organization's Employee of the Month in September 2015.

Stender graduated from the University of Colorado in May 2011. He earned a bachelor's degree in business marketing and finished at the top of his class in CU's Business of Sports Certificate Program. Stender attended ThunderRidge High School in Highlands Ranch, Colo., playing baseball and basketball.



## Chris Warren

Advance Scout

A former Rockies draft pick, Chris Warren is in his 17th season as the club's Major League advance scout. He works closely with the coaching staff and players on breaking down upcoming opponents and developing strategy.

Warren was drafted by the Rockies in the 20th round of the 1999 First-Year Player Draft by the Rockies. He played six seasons with the organization, including 2001 when he played under former Rockies coach Dave Collins at Salem, helping the Avalanche win the Carolina League Championship. The middle infielder retired after spending the 2003 season at Double-A Tulsa.

A graduate of Cedar Shoals High School in Athens, Ga., Chris attended Howard University in Washington, D.C.



## Mark Wiley

Director - Pitching Operations

Mark Wiley is in his ninth season as the Rockies director of pitching operations. In his current role, Wiley is responsible for overseeing the organization's pitching efforts, from draft preparation to the Minor League clubs to the big league team. Wiley was with the Rockies previously, from 2006-07, as a special assistant to player development, and in 2000 as director of player personnel.

Wiley has 52 seasons in professional baseball, including 20 as a player and Minor League coach, 17 as a Major League pitching coach and 14 seasons in the front office. He made his Major League coaching debut in 1987 with the Baltimore Orioles before becoming the pitching coach for the Cleveland Indians (1988-91 and 1995-98), guiding the Indians pitching staff to the lowest ERA in the American League in 1995 and 1996. Prior to returning to the Rockies in 2013, Wiley worked in the Marlins organization as the special assistant to the general manager (2010-12) and pitching coach (2005, 2008-09). Wiley's playing career spanned 11 seasons in professional baseball, including two years in the Major Leagues, appearing with Minnesota in 1975, and San Diego and Toronto in 1978.

A graduate of Cal Poly Pomona, Wiley was inducted into the Broncos Hall of Fame in February 2016. Mark and his wife Jo Ann have two children, son Clint and daughter Kristen.

## Colorado Rockies Front Office



Traci Abeyta  
Suites



Marcus Allen  
RockiesVision



Kari Anderson  
Corp. Partnerships



Becky Arrieta  
Ticket Technology



Grayson Beatty  
Outbound Sales



David Beckel  
Community Affairs



Jeff Benner  
Season Tickets



Justin Bennett  
Inside Sales



Sara Bergerson  
Season Tickets



Joel Binfet  
Accounting



Danielle Brooks  
Outbound Sales



Hannah Browne  
Group Sales



Steve Burke  
Ballpark Operations



Mike Bush  
Information Systems



Laine Campbell  
Accounting



Randy Carlill  
Engineering



Holden Chase  
Merchandising



Beverly Coleman  
Promotions/RockiesVision



Issac Colwell  
Engineering



Richard Cordova  
Engineering



Tony Cowell  
Engineering



Kevin Curnow  
Outbound Sales



Juli Daedelow  
Accounting



Dallas Davis  
Human Resources



Marty DeRosier  
Ballpark Operations



Dinger  
Team Mascot



Matt Dirksen  
Team Photographer



Jeff Donehoo  
RockiesVision



Reuben Donnelly  
Group Sales



Emma D'Orazio  
Ballpark Operations




Terry Douglass  
Executive Office



Ian Dyer  
Engineering



Phil Emerson  
Accounting



Sarena Espinoza  
Community



Andy Finley  
Suites



Andrew Finney  
Outbound Sales

**(Colorado Rockies Front Office, continued)**



Kevin Flood  
Ticket Operations



Josh Bellin-Gallagher  
RockiesVision



David Gaston  
Outbound Sales



Donny Gerber  
Engineering



Amy Gomez  
Corp. Partnerships



Allyson Gutierrez  
Engineering



Matt Haddad  
Ticket Sales



Kent Hakes  
Ticket Operations



Trent Hale  
Merchandising



Kelly Hall  
Community/Retail



Ian Hardman  
Outbound Sales



Sydney Harms  
Merchandising



Chris Hastings  
Outbound Sales



Aaron Heinrich  
Merchandising



Katelyn Hekkert  
Group Sales



Gilbert Hernandez  
Engineering



Alex Hill  
Promotions



Ryan Keeler  
Suites



Tina Kopp  
Merchandising



Kent Krosbakken  
RockiesVision



Brandon Krueger  
Accounting



Gary Lawrence  
Procurement



Cory Little  
Comm/Marketing



Steven Lohr  
Engineering



Tony Lopez  
Ballpark Operations



Lenus Lucero  
Ballpark Operations



Scott Magennis  
Engineering



Colleen McBride  
Engineering



Megan McMahon  
Ticket Technology



Dalton Miles  
Engineering



Brenna Nelson  
Ticket Technology



Scott Nixon  
Ticket Operations



Jeff Olson  
Engineering



Kim Olson  
Business Operations



Brady O'Neill  
Promotions



Luella Ozawa  
Information Systems



**(Colorado Rockies Front Office, continued)**



Jamie Parker  
Suites



Sam Porter  
Corp. Partnerships



Josh Rickey  
Ticket Technology



Justin Roe  
Promotions



Robin Rollins  
Merchandising



Ernest Sandoval  
Engineering



Nicole Scheller  
Corp. Partnerships



Brian Schneringer  
Ballpark Operations



Ashley Schultz  
Ticket Operations



Sandy Seta  
Ballpark Operations



Tyler Sheppard  
Ballpark Operations



Matt Stack  
Information Systems



Tyler Starkey  
Outbound Sales



Bill Stephani  
Information Systems



Penny Stermer  
Merchandising



Chris Stiles  
Engineering



Todd Thomas  
Outbound Sales



Sarah Topf  
Comm/Marketing



David Turley  
Engineering



Grace Tynecki  
Corp. Partnerships



Megan Tynecki  
RockiesVision



Albert Valdes  
Ballpark Operations



Julian Valentin  
Comm/Marketing



Nate VanderWal  
Corp. Partnerships



Tammy Vergara  
Finance



Antigone Vigil  
Community Affairs



Jeff Von Feldt  
Information Systems



Leah Watts  
Ticket Operations



Ryan Wetterich  
Season Tickets



Steve Wierenga  
Ballpark Operations



Robert Wilkinson  
Procurement



Emily Willson  
Promotions



Mark Young  
Engineering



Chris Zumbrennen  
Corp. Partnerships

**Not pictured:**


Daniel Segura  
Matt Slough

**Pictured elsewhere:**

Ownership & Officers, page 5-12  
Baseball Department, page 13-19  
Rockies Medical staff, page 37-38  
Clubhouse staff, page 39  
Grounds Crew, page 40



# Notes



## NATIONAL BASEBALL HALL OF FAME AND MUSEUM

25 Main Street, Cooperstown, New York 13326

Phone: (607) 547-7200

Public Relations: (607) 547-0215

E-mail address: [info@baseballhall.org](mailto:info@baseballhall.org)

Website: [baseballhall.org](http://baseballhall.org)

Summer Hours: Memorial Day Weekend - Labor Day Weekend: 9 a.m. to 9 p.m.

Regular Hours: 9 a.m. to 5 p.m.

Holiday Closings: Thanksgiving Day, Christmas Day, and New Year's Day.

**DIRECTORY:** Jane Forbes Clark (Chairman), Tim Mead (President), Jeff Jones (Senior Vice President of Finance and Administration), Sean Gahagan (Vice President, Retail Merchandising & Licensing), Erik Strohl (Vice President, Exhibitions and Collections), Ken Meifert (Vice President, Sponsorship & Development)

**PR CONTACTS:** Jon Shestakofsky (Vice President, Communications & Education) and Craig Muder (Comm. Director)

**HALL OF FAME INDUCTION 2021:** Sunday, July 25

**Class of 2020:** Derek Jeter, Marvin Miller, Ted Simmons and Larry Walker

### ROCKIES IN THE HALL OF FAME

Larry Walker, elected to the Hall of Fame in 2020 by the Baseball Writers' Association of America, becomes the first Hall of Famer with a Rockies logo on his Hall of Fame plaque and the first player to appear in a regular season game for the Rockies to be elected to the Hall of Fame. For a complete list Hall of Famers, visit the "Hall of Famers" team pages at [www.baseballhall.org](http://www.baseballhall.org).

### NOTABLE ROCKIES ARTIFACTS IN COOPERSTOWN

- Jersey worn by Trevor Story during 2018 season when he led the NL in extra base hits.
- Stars and stripes socks won by Charlie Blackmon on July 4, 2017.
- Batting gloves and batting helmet used April 4-6, 2016 by Trevor Story when he set a new record with four home runs in his first three big league games.
- Glove worn by Carlos Gonzalez in 2014, featuring new synthetic "Cargo Net" webbing.
- Bat used by Todd Helton to hit final big league home run on Sept. 25, 2013.
- Cap worn by Jamie Moyer on April 17, 2012 when he became the oldest pitcher to win a big league ballgame.
- Cap worn by Ubaldo Jimenez during his no-hitter on April 17, 2010, the first no-hitter in Rockies' history, along with a ball and 2005 J.G. Taylor Spink Award winner Tracy Ringolsby's scorecard from the game.
- Cap worn by Ubaldo Jimenez for Team Dominican Republic when he set the World Baseball Classic single-game strikeout record, fanning 10 of 13 batters he faced on March 10, 2009
- Batting gloves worn by Troy Tulowitzki when he hit for the cycle, Aug. 10, one of the record-tying eight cycles in Major League Baseball during the 2009 season.
- Cap worn by manager Jim Tracy during the 2009 season when he took over a sub-.500 team in May and guided them to the NL Wild Card.
- Bat used by Matt Holliday in Games 3 and 4 of the 2007 World Series; Holliday finished second in the 2007 NL Most Valuable Player voting.
- Road jersey worn by first baseman Todd Helton during Game 1 of the 2007 World Series.
- Jersey and ball from Troy Tulowitzki, who turned an unassisted triple play on April 29, 2007 against the Atlanta Braves; it was only the 13<sup>th</sup> in major league history.
- Ripped uniform pants worn by Eric Young on June 30, 1996 when he stole six bases, tying a major league record.
- Bat used by Larry Walker in 1997 when he totaled more than 400 total bases.



Jersey worn by Trevor Story during 2018 season.

### A LOOK AHEAD TO 2022

Ballots for the 2022 Hall of Fame/BBWAA election will be distributed following the 2021 season with results from the voting scheduled to be announced in January 2022. A partial list of first-year candidates for election includes Prince Fielder, David Ortiz, Álex Rodríguez and Mark Teixeira. Historical information on past BBWAA elections and the election process can be accessed at [www.baseballhall.org](http://www.baseballhall.org) or by contacting the Hall of Fame Communications department.

### CONNECT TO COOPERSTOWN

- For up-to-the-minute news from Cooperstown, visit at [www.baseballhall.org](http://www.baseballhall.org). Stay up-to-date on all the activity at the Hall of Fame's official site, on Twitter @baseballhall and through social networking on Facebook, Instagram and YouTube.
- If you would like to receive interesting stories and timely news items direct from the Hall of Fame and get the inside track on the latest happenings in Cooperstown, sign up for *Inside Pitch*. There's no cost to receive our weekly electronic newsletter in your e-mail box at home or work and it's easy to enroll: Just log on to [www.baseballhall.org/media/museum-facts](http://www.baseballhall.org/media/museum-facts).
- If you have an interest in receiving *Around The Horn*, the Hall's monthly media newsletter, please send an e-mail to [info@baseballhall.org](mailto:info@baseballhall.org). Be sure to include your name, name of organization and e-mail address. Or visit [www.baseballhall.org/media-info](http://www.baseballhall.org/media-info).

### RESEARCH ASSISTANCE

The Hall of Fame is pleased to provide assistance in baseball research and members of the media are encouraged to utilize this valuable baseball resource whenever necessary by calling the Public Relations department at (607) 547-0215, or the Library Reference desk at (607) 547-0330.



# 2021 COLORADO ROCKIES

# 10

**Opening Day Age:** 63  
**Born:** June 30, 1957 in San Mateo, Calif.  
**Residence:** Castle Pines, Colo.  
**Managing Experience:** 13 Years  
**Named Manager:** Nov. 7, 2016



## BUD BLACK

MANAGER

BLACK

**COACHING CAREER:** Bud Black enters his fifth season as manager of the Colorado Rockies, his 14th season overall as a Major League manager ... is the seventh manager in Rockies franchise history.

- Has gone 275-272 as the Rockies manager, the only manager in franchise history with a winning percentage above .500 ... his 547 games managed are the fifth-most in franchise history.
- Led the Rockies to consecutive postseason appearances in 2017 and 2018, the first time the Rockies reached the playoffs in back-to-back seasons in franchise history.
- Named a National League Manager of the Year finalist in 2017 and 2018.
- Spent the 2016 season as special assistant to the general manager for the Los Angeles Angels.
- Prior to joining the Angels front office, Black spent eight seasons and part of a ninth (2007-2015) as the manager of the San Diego Padres, where his 649 managerial wins are second most in Padres history.
- Named National League Manager of the Year in 2010, after guiding the Padres to a 90-72 record and a second-place finish in the National League West.
- Served as the pitching coach for the Angels for seven seasons (2000-06) ... during his tenure, the Angels advanced to the playoffs three times and were the 2002 World Series champions.
- Previously spent four years in the Cleveland Indians organization as both a special assistant to the general manager (1996-97, 1999) and as a pitching coach for Triple-A Buffalo (1998).

**PLAYING CAREER:** Played in parts of 15 seasons with Seattle (1981), Kansas City (1982-88), Cleveland (1988-90, 1995), Toronto (1990) and San Francisco (1991-94).

- Drafted by the Seattle Mariners in the 17th round of the 1979 First-Year Player Draft.
- Over his 15 seasons in the Major Leagues, he went 121-116 with a 3.84 ERA ... made his Major League debut on Sept. 5, 1981 as a member of the Seattle Mariners.
- Was the starting pitcher for the Royals during the "Pine Tar Game," July 24, 1983.
- Won a career-high 17 games in 1984, with a career-low 3.12 ERA, a career-high eight complete games and an American League-best 1.128 WHIP.
- Made 33 starts for the 1985 World Series Champion Kansas City Royals, including one start and one relief appearance in the World Series.

**PERSONAL:** Harry "Bud" Ralston Black ... he and his wife Nanette (Nan) have two daughters, Jamie Davis (Andy) and Jessie, and one granddaughter, Harper ... Bud and Nan reside in Castle Pines, Colo., during the season.

- Born in San Mateo, Calif., Black is a graduate of Mark Morris High School in Longview, Wash.
- Attended and played two seasons of college baseball at Lower Columbia Junior College (1976-77) in Longview ... went on to play two seasons at San Diego State University (1978-79), where he earned his bachelor's degree in finance and became a 1992 inductee into the SDSU Aztec Hall of Fame.
- At SDSU, Black was a teammate of Hall of Famer Tony Gwynn.

### BLACK'S MAJOR LEAGUE PITCHING RECORD

Year	Club	W-L	ERA	G	GS	CG	SV	IP	H	R	ER	BB	SO
1981	SEATTLE	0-0	0.00	2	0	0	0	1.0	2	0	0	3	0
1982	KANSAS CITY	4-6	4.58	22	14	0	0	88.1	92	48	45	34	40
1983	KANSAS CITY	10-7	3.79	24	24	3	0	161.1	159	75	68	43	58
1984	KANSAS CITY	17-12	3.12	35	35	8	0	257.0	226	99	89	64	140
1985	KANSAS CITY	10-15	4.33	33	33	5	0	205.2	216	111	99	59	122
1986	KANSAS CITY	5-10	3.20	56	4	0	9	121.0	100	49	43	43	68
1987	KANSAS CITY	8-6	3.60	29	18	0	1	122.1	126	63	49	35	61
1988	KANSAS CITY	2-1	4.91	17	0	0	0	22.0	23	12	12	11	19
	CLEVELAND	2-3	5.03	16	7	0	1	59.0	59	35	33	23	44
1989	CLEVELAND	12-11	3.36	33	32	6	0	222.1	213	95	83	52	88
1990	CLEVELAND	11-10	3.53	29	29	5	0	191.0	171	79	75	58	103
	TORONTO	2-1	4.02	3	2	0	0	15.2	10	7	7	3	3
1991	SAN FRANCISCO	12-16	3.99	34	34	3	0	214.1	201	104	95	71	104
1992	SAN FRANCISCO	10-12	3.97	28	28	2	0	177.0	178	88	78	59	82
1993	SAN FRANCISCO	8-2	3.56	16	16	0	0	93.2	89	44	37	33	45
1994	SAN FRANCISCO	4-2	4.47	10	10	0	0	54.1	50	31	27	16	28
1995	CLEVELAND	4-2	6.85	11	10	0	0	47.1	63	42	36	16	34
<b>Major League Totals</b>		<b>121-116</b>	<b>3.84</b>	<b>398</b>	<b>296</b>	<b>32</b>	<b>11</b>	<b>2053.1</b>	<b>1978</b>	<b>982</b>	<b>876</b>	<b>623</b>	<b>1039</b>



(BLACK, continued)

### BLACK'S MAJOR LEAGUE MANAGERIAL RECORD

Year	Club	League	W	L	Pct.	Finish	Postseason
2007	SAN DIEGO	National	89	74	.546	3rd	NONE
2008	SAN DIEGO	National	63	99	.389	5th	NONE
2009	SAN DIEGO	National	75	87	.463	4th	NONE
2010	SAN DIEGO	National	90	72	.556	2nd	NONE
2011	SAN DIEGO	National	71	91	.438	5th	NONE
2012	SAN DIEGO	National	76	86	.469	4th	NONE
2013	SAN DIEGO	National	76	86	.469	3rd	NONE
2014	SAN DIEGO	National	77	85	.475	3rd	NONE
2015	SAN DIEGO	National	32	33	.492	---	NONE
2017	COLORADO	National	87	75	.537	3rd	NL Wild Card, L 8-11
2018	COLORADO	National	91	72	.558	2nd	NL Wild Card, W 2-1 (13); NLDS, L 0-3
2019	COLORADO	National	71	91	.438	4th	NONE
2020	COLORADO	National	26	34	.433	4th	NONE
<b>TOTALS</b>			<b>924</b>	<b>985</b>	<b>.484</b>	-	-

### 2021 ROCKIES BIRTHDAYS

#### January

C.J. Cron	1/5/90
Joe Harvey	1/9/92
Ron Gideon	1/13/64
Chi Chi González	1/15/92
Dom Nuñez	1/17/95
Antonio Senzatela	1/21/95
Tyler Kinley	1/31/91

#### February

Raimel Tapia	2/4/94
Stu Cole	2/7/66
Ryan Vilade	2/18/99
Josh Fuentes	2/19/93
Sam Hilliard	2/21/94
Germán Márquez	2/22/95
Robert Stephenson	2/24/93
Yonathan Daza	2/28/94

#### March

Lucas Gilbreath	3/5/96
Scott Oberg	3/13/90

#### April

Ryan Castellani	4/1/96
Max George	4/7/96
Peter Lambert	4/18/97
Chris Rabago	4/22/93
Jesus Tinoco	4/30/95

#### May

Tommy Doyle	5/1/96
Mike Redmond	5/5/71
Brian Serven	5/5/95
Mychal Givens	5/13/90
Kyle Freeland	5/14/93
Jairo Díaz	5/29/91
Alan Trejo	5/30/96

#### June

Jordan Sheffield	6/1/95
Yency Almonte	6/4/94
Dereck Rodríguez	6/5/92
Chad Smith	6/8/95
Daniel Bard	6/25/85
José Mujica	6/29/96
Bud Black	6/30/57

#### July

Charlie Blackmon	7/1/86
Yoan Aybar	7/3/97
Ryan Rolison	7/11/97
Phillip Diehl	7/16/94

#### August

Darryl Scott	8/6/68
Helcris Olivarez	8/8/00
Brendan Rodgers	8/9/96
Jameson Hannah	8/10/97
Chris Owings	8/12/91
Steve Foster	8/16/66
Connor Joe	8/16/92
Elehuris Montero	8/17/98
Tim Doherty	8/21/66
Heath Holder	8/23/92

#### September

José Briceño	9/19/92
Ian Desmond	9/20/85
Eric Stamets	9/25/91
Dave Magadan	9/30/62

#### October

Bret Boswell	10/4/94
Antonio Santos	10/6/96
Colton Welker	10/9/97
Garrett Hampson	10/10/94
Ben Bowden	10/21/94
Brian Gonzalez	10/25/95
Willie MacIver	10/28/96

#### November

Jon Gray	11/5/91
Greg Bird	11/9/92
Trevor Story	11/15/92
Elias Díaz	11/17/90
Austin Gomber	11/23/93
Jeff Salazar	11/24/80
Justin Lawrence	11/25/94

#### December

Julian Fernández	12/5/95
Ryan McMahan	12/14/94
Aaron Muñoz	12/24/88
Carlos Estévez	12/28/92

BLACK

# 39

**Opening Day Age:** 55  
**Born:** Feb. 7, 1966 in Charlotte, N.C.  
**Residence:** Charlotte, N.C.  
**Coaching Experience:** 26 Years  
**Named Coach:** Nov. 15, 2012



## STU COLE

THIRD BASE COACH

COLE

**COACHING CAREER:** The 2021 season is Stu Cole's 27th with the Rockies organization, his ninth year as the Major League third base coach.

- Cole also assists in handling infield instruction at the Major League level ... during Cole's tenure, two Rockies infielders have won multiple Gold Gloves: DJ LeMahieu (2014, 2017-18) and Nolan Arenado (2013-20).
- Prior to joining the Rockies' Major League staff, Cole was the manager at Triple-A Colorado Springs for parts of four seasons (2009-12) ... promoted to manage the Sky Sox in the middle of the 2009 season, replacing Tom Runnells after Runnells was named the Rockies' Major League bench coach.
- Has 12 years of experience as a manager in the Minor Leagues, with a 794-830 (.489) record ... prior to joining the Sky Sox, Cole was the manager of the Double-A Tulsa Drillers beginning in 2006 ... he led the Drillers to a first-half North Division title with a 41-29 record in his first season ... prior to managing the Drillers, Cole was at the helm of Colorado's High-A Visalia Oaks for four seasons.
- In 2003, he guided Visalia to a league and organizational-best 79-61 (.564), en route to being named California League Manager of the Year.
- Prior to his managerial jobs, Cole spent six years as a Minor League coach, all with Colorado.

**PLAYING CAREER:** A former infielder, Cole played nine seasons of professional baseball, his last three with the Rockies' Triple-A affiliate in Colorado Springs, from 1993-95.

- Made his Major League debut Sept. 5, 1991 at Chicago-AL and played nine games for the Royals that year ... collected his first and only Major League hit Sept. 13, 1991, a 12th-inning single off Mariners pitcher Mike Jackson.
- Cole began his professional career in 1987, after being selected in the third round of the First-Year Player Draft by Kansas City.

**PERSONAL:** Stu and his wife Maria make their home in Charlotte, N.C. ... they have two children, Stu Jr. and Victoria, and two grandchildren.

- Attended the University of North Carolina at Charlotte before being drafted.

### COLE'S MAJOR LEAGUE PLAYING RECORD

Year	Club	AVG	G	AB	R	H	2B	3B	HR	RBI	BB	SO	SB
1991	KANSAS CITY	.143	9	7	1	1	0	0	0	0	2	2	0
<b>Major League Totals</b>		<b>.143</b>	<b>9</b>	<b>7</b>	<b>1</b>	<b>1</b>	<b>0</b>	<b>0</b>	<b>0</b>	<b>0</b>	<b>2</b>	<b>2</b>	<b>0</b>

O

**Opening Day Age:** 54  
**Born:** Aug. 21, 1966 in Kansas City, Mo.  
**Residence:** Arizona  
**Coaching Experience:** 32 Years  
**Named Coach:** Feb. 23, 2021



# TIM DOHERTY

COACH

DOHERTY

**COACHING CAREER:** The 2021 season is Tim Doherty's sixth with the Rockies organization, his first year as a Major League coach.

- Prior to joining the Rockies' Major League staff, Doherty was the hitting coach for Triple-A Albuquerque for three seasons (2018-20), hitting coach for Double-A Hartford in 2017 and hitting coach at Rookie Level Grand Junction in 2016.
- Previously spent three seasons in the Twins organization, and he served as the assistant to then Boston Red Sox Hitting Coach Dave Magadan in 2012 ... coached nine seasons with the Kansas City T-Bones of the American Association (2003-11), serving as their hitting coach (2003-09) and their manager (2010-11).
- Coached collegiately at Southwest Texas State (1994-97), University of Southwestern Louisiana (1993), Seminole Junior College (1990-92) and Oral Roberts University (1989) ... served as an associate scout for the Cleveland Indians during his tenure at Seminole JC.

**PERSONAL:** Tim is married to Jan and they have three children: daughter Jordyn, son Cameron and step-daughter Alex.

## ROCKIES 125-RBI SEASONS

Andres Galarraga.....	150 (1996)	Nolan Arenado.....	133 (2016)
Todd Helton.....	147 (2000)	Dante Bichette.....	133 (1999)
Todd Helton.....	146 (2001)	Vinny Castilla.....	131 (2004)
Vinny Castilla.....	144 (1998)	Nolan Arenado.....	130 (2017)
Preston Wilson.....	141 (2003)	Nolan Arenado.....	130 (2015)
Dante Bichette.....	141 (1996)	Larry Walker.....	130 (1997)
Andres Galarraga.....	140 (1997)	Ellis Burks.....	128 (1996)
Matt Holliday.....	137 (2007)	Dante Bichette.....	128 (1995)

## PITCHERS TO PLAY THE FIELD

**Jason Gurka** is the only pitcher to play in the field in Rockies history. He played right field in the 16th inning of a 5-4 win at Dodger Stadium on Sept. 15, 2015.

# 36

**Opening Day Age:** 54  
**Born:** Aug. 16, 1966 in Dallas, Texas  
**Residence:** Mosinee, Wis.  
**Coaching Experience:** 23 Years  
**Named Coach:** Nov. 4, 2014



## STEVE FOSTER

PITCHING COACH

FOSTER

**COACHING CAREER:** Steve Foster is in his seventh season as pitching coach for the Rockies.

- Originally hired prior to the 2015 season, Foster is the second-longest tenured pitching coach in franchise history (Bob Apodaca, nine seasons, 2003-11).
- Foster came to Colorado from the Kansas City Royals, where he worked during the 2013-14 seasons as special assistant to the general manager/pitching coordinator, after serving the 2010-12 campaigns as the Major League bullpen coach.
- Prior to his stint with the Royals, he served as a coach for five seasons with the Florida Marlins, including three seasons (2007-09) as their bullpen coach ... he was also the pitching coach at the Marlins' Low-A Greensboro affiliate (2005-06).
- Worked as a scout for the Tampa Bay Rays (1996, 1999-2000).
- Coached at the University of Wisconsin-Stevens Point (1997-98) and University of Michigan (2001-02).
- Served as the manager of the Wisconsin Woodchucks of the Northwoods League for two seasons (2002-03), where he was named Manager of the Year in 2003.

**PLAYING CAREER:** Originally drafted by Cincinnati in the 12th round of the 1988 First-Year Player Draft and played three seasons in the Major Leagues with Cincinnati (1991-93).

- Suffered a career-ending shoulder injury in 1993, after compiling a career Major League record of 3-3 with a 2.41 ERA (89.2 IP, 24 ER) in 59 appearances.
- Played baseball at the University of Texas-Arlington, earning Southland Conference Pitcher of the Year honors in 1988.

**PERSONAL:** Stephen Eugene Foster ... he and his wife Cori reside in Mosinee, Wis.

- Together they have two children, son Casey and daughter Lauren ... Casey is a graduate of the University of North Texas ... Lauren plays softball at the University of Wisconsin.

### FOSTER'S MAJOR LEAGUE PLAYING RECORD

Year	Club	W-L	ERA	G	GS	CG	SV	IP	H	R	ER	BB	SO
1991	CINCINNATI	0-0	1.93	11	0	0	0	14.0	7	5	3	4	11
1992	CINCINNATI	1-1	2.88	31	1	0	2	50.0	52	16	16	13	34
1993	CINCINNATI	2-2	1.75	17	0	0	0	25.2	23	8	5	5	16
<b>Major League Totals</b>		<b>3-3</b>	<b>2.41</b>	<b>59</b>	<b>1</b>	<b>0</b>	<b>2</b>	<b>89.2</b>	<b>82</b>	<b>29</b>	<b>24</b>	<b>22</b>	<b>61</b>

### ROCKIES QUALITY START LEADERS BY SEASON

Season	Name	QS	Season	Name	QS
1993	Armando Reynoso	13	2007	Jeff Francis	19
1994	Marvin Freeman	13	2008	Aaron Cook, Ubaldo Jiménez	18
1995	Kevin Ritz	13	2009	Ubaldo Jiménez	24
1996	Kevin Ritz, Mark Thompson	15	2010	Ubaldo Jiménez	25
1997	John Thomson	15	2011	Jhoulys Chacín	18
1998	Darryl Kile	19	2012	Three players	4
1999	Pedro Astacio	18	2013	Jhoulys Chacín	19
2000	Pedro Astacio	19	2014	Jorge De La Rosa	17
2001	Shawn Chacon	14	2015	Jorge De La Rosa	14
2002	Mike Hampton	13	2016	Chad Bettis	17
2003	Jason Jennings	15	2017	Germán Márquez	14
2004	Jason Jennings	17	2018	Kyle Freeland	24
2005	Jeff Francis	14	2019	Jon Gray	13
2006	Jason Jennings	20	2020	Kyle Freeland, Germán Márquez	9



# 53

**Opening Day Age:** 57  
**Born:** Jan. 13, 1964 in Hallsville, Texas  
**Residence:** Hallsville, Texas  
**Coaching Experience:** 30 Years  
**Named Coach:** Dec. 22, 2016



## RON GIDEON

FIRST BASE COACH

GIDEON

**COACHING CAREER:** Ron Gideon enters his fifth season as a member of the Major League coaching staff, his third as the first base coach ... this is his 25th season in the Rockies organization and his 30th as a professional coach.

- Previously served as a coach on the Major League staff in 2017-18, before being named first base coach prior to the 2019 season.
- Spent four seasons as a supervisor of development (2013-16), after serving the previous five seasons as a roving field coordinator (2008-12) and as the manager of Double-A Tulsa (2009-10).
- In 2014, as the Double-A supervisor of development, Gideon was named the winner of the P.J. Carey Player Development Award, given to the top player development staff member in the Rockies organization.
- Managed Short-Season Tri-City for four seasons (2002-05) and Double-A Carolina for two seasons (2000-01).
- In 1999, he managed High-A Salem to a .500 record (69-69), the best record in the Rockies organization that season.
- Also managed at Low-A Asheville (1997-98) and Short-Season Portland in 1996, his first position in the Rockies organization.
- Managed Short-Season Pittsfield (1995) and Rookie Level Kingsport (1993-94) in the New York Mets organization ... his first professional coaching stint came with Double-A Binghamton and High-A St. Lucie in the Mets organization.

**PLAYING CAREER:** Gideon's professional playing career began in 1984, after he was drafted by the Philadelphia Phillies in the first round (22nd overall) of the First-Year Player Draft.

- Played two seasons in the Phillies system before being traded to the Mets in 1986.
- Was a first baseman and a pitcher for the Mets, where he reached as high as the Double-A level.
- Played collegiately at Panola Junior College, where he was a two-time All-American.

**PERSONAL:** Ron Gideon resides in Hallsville, Texas, in the offseason.

- He and his wife Kim have two daughters, Shelby and Bailey, son Ronnie Jr., and three grandchildren: Luke, Brooklyn and Katie.

### PLAYERS WITH MOST SEASONS WITH THE ROCKIES

Player	Seasons	Years
Todd Helton	17	1997-2013
Larry Walker	10	1995-2004
Troy Tulowitzki	10	2006-2015
Aaron Cook	10	2002-2011
Carlos González	10	2009-2018
Charlie Blackmon	10	2011-2020
Vinny Castilla	9	1993-1999, 2004, 2006
Jorge De La Rosa	9	2008-2016
Nolan Arenado	8	2013-2020

# 16

**Opening Day Age:** 58  
**Born:** Sept. 30, 1962 in Tampa, Fla.  
**Residence:** Palm Harbor, Fla  
**Coaching Experience:** 18 years  
**Named Coach:** Dec. 12, 2018



## DAVE MAGADAN

HITTING COACH

MAGADAN

**COACHING CAREER:** Dave Magadan begins his third season as the Rockies' hitting coach after being named to that position on Dec. 12, 2018.

- Spent the previous three seasons as the hitting coach for the Arizona Diamondbacks (2016-18).
- In 2017, helped lead the D-backs to a single-season franchise-record 220 home runs ... that season, Arizona's offense finished in the top five in the National League in runs (812, 4th), hits (1,405, 5th), doubles (314, 1st), triples (39, 1st), home runs (220, 5th) and slugging percentage (.445, 2nd).
- Also served as the hitting coach with San Diego (2003-06), Boston (2007-12) and Texas (2013-15).
- In his career as a hitting coach, his teams have led the league in: runs (2011 Red Sox, 875), hits (2011 Red Sox, 1600; 2019 Rockies, 1502), doubles (2007 Red Sox, 352; 2010 Red Sox, 358; 2011 Red Sox, 352; 2012 Red Sox, 339; 2017 D-backs, 314; 2019 Rockies, 323), triples (2005 Padres, 39; 2016 D-backs, 56; 2017 D-backs, 39, 2019 Rockies, 41), walks (2007 Red Sox, 689; 2008 Red Sox, 646), batting average (2019 Rockies, .265), on-base percentage (2008 Red Sox, .358; 2011 Red Sox, .349) and slugging percentage (2011 Red Sox, .461).
- Was a member of the coaching staff for the 2007 World Champion Red Sox.

**PLAYING CAREER:** Magadan was selected by the New York Mets in the second round of the 1983 First-Year Player draft.

- Played 16 seasons for the Mets (1986-92), Marlins (1993-94), Mariners (1993), Astros (1995), Cubs (1996), A's (1997-98) and Padres (1999-2001) ... over his career, batted .288 with 42 home runs and 495 RBI in 1,582 games.

**PERSONAL:** David Joseph Magadan ... he and his wife Monique reside in Palm Harbor, Fla., during the offseason ... they have four children: Jordan, Christian, Peyton and Avery.

- Magadan is a cousin and godson to former Major League manager, Lou Piniella.
- A graduate of Jesuit High School in Tampa, Fla. ... went on to attend the University of Alabama, where he was a three-time All-SEC selection.
- Inducted into the National College Baseball Hall of Fame in 2010, and the Alabama Sports Hall of Fame in 2014.

### MAGADAN'S MAJOR LEAGUE PLAYING RECORD

Year	Club	AVG	G	AB	R	H	2B	3B	HR	RBI	BB	SO	SB
1986	NEW YORK-NL	.444	10	18	3	8	0	0	0	3	3	1	0
1987	NEW YORK-NL	.318	85	192	21	61	13	1	3	24	22	22	0
1988	NEW YORK-NL	.277	112	314	39	87	15	0	1	35	60	39	0
1989	NEW YORK-NL	.286	127	374	47	107	22	3	4	41	49	37	1
1990	NEW YORK-NL	.328	144	451	74	148	28	6	6	72	74	55	2
1991	NEW YORK-NL	.258	124	418	58	108	23	0	4	51	83	50	1
1992	NEW YORK-NL	.283	99	321	33	91	9	1	3	28	56	44	1
1993	FLORIDA	.286	66	227	22	65	12	0	4	29	44	30	0
	SEATTLE	.259	71	228	27	59	11	0	1	21	36	33	2
1994	FLORIDA	.275	74	211	30	58	7	0	1	17	39	25	0
1995	HOUSTON	.313	127	348	44	109	24	0	2	51	71	56	2
1996	CHICAGO-NL	.254	78	169	23	43	10	0	3	17	29	23	0
1997	OAKLAND	.303	128	271	38	82	10	1	4	30	50	40	1
1998	OAKLAND	.321	35	109	12	35	8	0	1	13	13	12	0
1999	SAN DIEGO	.274	116	248	20	68	12	1	2	30	45	36	1
2000	SAN DIEGO	.273	95	132	13	36	7	0	2	21	32	23	0
2001	SAN DIEGO	.250	91	128	12	32	7	0	1	12	12	20	0
<b>Major League Totals</b>		<b>.288</b>	<b>1582</b>	<b>4159</b>	<b>516</b>	<b>1197</b>	<b>218</b>	<b>13</b>	<b>42</b>	<b>495</b>	<b>718</b>	<b>546</b>	<b>11</b>

# 77

**Opening Day Age:** 32  
**Born:** Dec. 24, 1988 in Nogales, Sonora, Mexico  
**Residence:** Scottsdale, Ariz.  
**Coaching Experience:** Five years  
**Named to Staff:** Dec. 22, 2016



## AARON MUÑOZ

**BULLPEN CATCHER**

MUÑOZ

**STAFF EXPERIENCE:** Aaron Muñoz enters his sixth season as the bullpen catcher and Major League operations assistant for the Rockies.


- Day-to-day responsibilities include being available for pitchers and pitching coaches, catching all bullpen sessions and helping pitchers warm up, as well as helping set up the field.

**PLAYING CAREER:** Muñoz was selected by the Toronto Blue Jays in the 34th round of the 2011 First-Year Player Draft.

- Played four seasons in the Minor Leagues across two teams (Blue Jays, Rockies), reaching as high as Double-A.
- Batted .212 (91-for-430) with 40 runs, 12 doubles, one triple, 40 RBI, 38 walks and 98 strikeouts across 142 games.

**PERSONAL:** Luis Aaron Muñoz resides in Phoenix, Ariz., during the offseason.

- Son of Luis and Nora ... has an older sister Cindy and younger brother Anthony, who currently serves in the Army.
- His father Luis was a roofer for over 30 years in Arizona ... his mother Nora works with children with special needs.
- Attended Alhambra High School in Phoenix, Ariz., graduating in the top 10% of his class.
- Received his associate's degree from Gateway Community College ... transferred to North Western State in Natchitoches, La., where he earned his bachelor's degree in social science with a minor in communications.



### CONSECUTIVE QUALITY STARTS, SINGLE SEASON

Player	Consecutive QS	Date
Ubaldo Jiménez	14	April 5-June 17, 2010
Germán Márquez	12	July 29-Sept. 26, 2018
Ubaldo Jiménez	12	July 10-Sept. 7, 2009
Kyle Freeland	11	Aug. 6-Sept. 28, 2018

11

**Opening Day Age:** 49  
**Born:** May 5, 1971 in Seattle, Wash.  
**Residence:** Spokane, Wash.  
**Coaching Experience:** Nine years  
**Named Coach:** Nov. 16, 2016



## MIKE REDMOND

BENCH COACH

REDMOND

**MANAGING/COACHING CAREER:** Mike Redmond enters his fifth season as the Rockies bench coach.

- Served as manager for the Miami Marlins for three seasons (2013-2015), posting a record of 155-207 (.428).
- Began his managerial career in 2011 with Low-A Lansing (Toronto Blue Jays affiliate), where he was named the Midwest League Manager of the Year ... Redmond was then promoted to High-A Dunedin, where he managed for the 2012 season, posting a record of 78-55 (.586) and winning the Florida State League North Division ... Dunedin eventually lost in the postseason semifinals.

**PLAYING CAREER:** Redmond, a catcher, played parts of 13 seasons with Florida (1998-2004), Minnesota (2005-09) and Cleveland (2010).

- Originally signed by Florida as a non-drafted free agent on Aug. 18, 1992, and made his Major League debut on May 30, 1998 vs. Milwaukee.
- During his career, he allowed 382 stolen bases while throwing out 177 base runners (32%).
- A member of the Marlins' 2003 World Series Championship team.

**PERSONAL:** Michael Patrick Redmond ... he and his wife Michele have two sons, Ryan Patrick and Michael Andrew ... they reside in Spokane, Wash., during the offseason.

- Graduated from Gonzaga Preparatory School in 1989 ... went on to play baseball at Gonzaga University, where he was named a First Team Pac-10 All-Conference Selection in both 1991 and 1992.
- In 2002, Redmond founded the "Red's Rally Cap" program, which helps give inspiration and strength to patients receiving cancer treatment.

### REDMOND'S MAJOR LEAGUE PLAYING RECORD

Year	Club	AVG	G	AB	R	H	2B	3B	HR	RBI	BB	SO	SB
1998	FLORIDA	.331	37	118	10	39	9	0	2	12	5	16	0
1999	FLORIDA	.302	84	242	22	73	9	0	1	27	26	34	0
2000	FLORIDA	.252	87	210	17	53	8	1	0	15	13	19	0
2001	FLORIDA	.312	48	141	19	44	4	0	4	14	13	13	0
2002	FLORIDA	.305	89	256	19	78	15	0	2	28	21	34	0
2003	FLORIDA	.240	59	125	12	30	7	1	0	11	7	16	0
2004	FLORIDA	.256	81	246	19	63	15	0	2	25	14	28	1
2005	MINNESOTA	.311	45	148	17	46	9	0	1	26	6	14	0
2006	MINNESOTA	.341	47	179	20	61	13	0	0	23	4	18	0
2007	MINNESOTA	.294	82	272	23	80	13	0	1	38	18	23	0
2008	MINNESOTA	.287	38	129	14	37	6	0	0	12	5	11	0
2009	MINNESOTA	.237	45	135	9	32	5	1	0	7	11	19	0
2010	CLEVELAND	.206	22	63	7	13	4	0	0	5	2	10	0
<b>Major League Totals</b>		<b>.287</b>	<b>764</b>	<b>2264</b>	<b>208</b>	<b>649</b>	<b>117</b>	<b>3</b>	<b>13</b>	<b>243</b>	<b>145</b>	<b>255</b>	<b>1</b>

### REDMOND'S MAJOR LEAGUE MANAGERIAL RECORD

Year	Club	League	W	L	Pct.	Finish	Postseason
2013	MIAMI	National	62	100	.383	6th	None
2014	MIAMI	National	77	85	.475	4th	None
2015	MIAMI	National	16	22	.421	---	None
<b>Major League Totals</b>			<b>155</b>	<b>207</b>	<b>.428</b>		



# 41

**Opening Day Age:** 40  
**Born:** Nov. 24, 1980 in Oklahoma City, Okla.  
**Residence:** Scottsdale, Ariz.  
**Coaching Experience:** Six years  
**Named Coach:** Dec. 22, 2016



## JEFF SALAZAR

ASSISTANT HITTING COACH

SALAZAR

**COACHING CAREER:** Jeff Salazar begins his fifth season as the assistant hitting coach for the Rockies, the first assistant hitting coach in franchise history.

- Spent two seasons (2015-16) as the hitting coach for Double-A Hartford, his first coaching stint with a Major League organization.
- Prior to joining the professional coaching ranks, Salazar served as a hitting coach at Santa Barbara (Calif.) High School, while also starting a club baseball program for middle school, high school and collegiate players.

**PLAYING CAREER:** Salazar was selected by Colorado in the eighth round of the 2002 First-Year Player Draft out of Oklahoma State University.

- He was named the Rockies Organizational Player of the Year in 2003, after he led the Minor Leagues in runs scored ... also led the Minors in runs scored in 2004.
- Made his Major League debut on Sept. 7, 2006 for the Rockies vs. Washington.
- Played a total of 168 games in parts of four Major League seasons with Colorado (2006), Arizona (2007-08) and Pittsburgh (2009).
- His last Minor League season came in 2012 with Triple-A Durham in the Tampa Bay organization.

**PERSONAL:** Jeff Salazar resides in Scottsdale, Ariz., during the offseason with his wife Adrianna.

- Attended Putnam City West High School in his hometown of Oklahoma City, Okla. ... went on to attend Connors State College in Warner, Okla., before transferring to Oklahoma State.

### SALAZAR'S MAJOR LEAGUE PLAYING RECORD

Year	Club	AVG	G	AB	R	H	2B	3B	HR	RBI	BB	SO	SB
2006	COLORADO	.283	19	53	13	15	4	0	1	8	11	16	2
2007	ARIZONA	.277	38	94	13	26	6	1	1	10	9	19	2
2008	ARIZONA	.211	90	128	17	27	5	3	2	12	21	41	0
2009	PITTSBURGH	.043	21	23	1	1	0	0	0	1	3	7	1
<b>Major League Totals</b>		<b>.232</b>	<b>168</b>	<b>298</b>	<b>44</b>	<b>69</b>	<b>15</b>	<b>4</b>	<b>4</b>	<b>31</b>	<b>44</b>	<b>83</b>	<b>5</b>

### ROCKIES WITH FOUR EXTRA-BASE HITS IN A GAME

Player	Date	Opponent	AB	R	H	2B	3B	HR	RBI	XBH
Larry Walker	5/21/1996	Pittsburgh	5	4	4	1	1	2	6	4
Jeff Cirillo	6/28/2000	San Francisco	5	5	4	1	0	3	6	4
Todd Walker	6/25/2001	San Diego	4	2	4	2	0	2	2	4
Larry Walker	6/25/2004	Cleveland	4	4	4	1	0	3	5	4
Jeff Baker	5/30/2008	Chicago-NL	4	2	4	4	0	0	1	4
<b>Charlie Blackmon</b>	<b>4/4/2014</b>	<b>Arizona</b>	<b>6</b>	<b>4</b>	<b>6</b>	<b>3</b>	<b>0</b>	<b>1</b>	<b>5</b>	<b>4</b>
Corey Dickerson	5/10/2014	Cincinnati	5	3	4	2	0	2	4	4
DJ LeMahieu	4/12/2018	Washington	5	2	4	2	0	2	4	4



# 14

**Opening Day Age:** 52  
**Born:** Aug. 6, 1968 in Fresno, Calif.  
**Residence:** Phoenix, Ariz.  
**Coaching Experience:** 12 years  
**Named Coach:** Nov. 1, 2019



## DARRYL SCOTT

BULLPEN COACH

SCOTT

**MANAGING/COACHING CAREER:** Darryl Scott enters his second season as the Rockies bullpen coach, after being named to the position on Nov. 1, 2019.

- Served the previous three seasons (2017-19) as one of the Rockies' Minor League pitching coordinators.
- Previously served as the pitching coach for four different Rockies affiliates across eight seasons: Triple-A Albuquerque (2015-16), Double-A Tulsa (2013-14), High-A Modesto (2011-12) and Short-Season Tri-City.

**PLAYING CAREER:** Scott pitched professionally for 11 seasons after signing with the California Angels in 1990 as an undrafted free agent.

- Made his Major League debut May 31, 1993 with the Angels ... made 16 relief appearances that season, his only season in the Majors, going 1-2 with a 5.85 ERA.
- Spent time with six organizations over his 11-year career: Los Angeles-AL (1990-93), Colorado (1995, 2000), Cleveland (1996-97), Montreal (1998), Philadelphia (1998-2000) and Arizona (2000) ... also spent time playing professionally in Japan (1994) and Venezuela.
- Pitched in the Rockies organization in 1995 and 2000, both with Triple-A Colorado Springs ... was a member of the 1995 Pacific Coast League Championship Sky Sox team.

**PERSONAL:** Darryl Nelson Scott ... he and his wife Liz have three sons: Casey, Ryan and Christopher.

- Played collegiately at Loyola Marymount University, where he earned his degree in psychology.

### SCOTT'S MAJOR LEAGUE PLAYING RECORD

Year	Club	W-L	ERA	G	GS	CG	SV	IP	H	R	ER	BB	SO
1993	CALIFORNIA-AL	1-2	5.85	16	0	0	0	20.0	19	13	13	11	13
<b>Major League Totals</b>		<b>1-2</b>	<b>5.85</b>	<b>16</b>	<b>0</b>	<b>0</b>	<b>0</b>	<b>20.0</b>	<b>19</b>	<b>13</b>	<b>13</b>	<b>11</b>	<b>13</b>

### POSITION PLAYERS TO PITCH

Four position players have pitched in games for the Rockies. Working a scoreless 12th, catcher **Brent Mayne** was the winning pitcher on Aug. 22, 2000, in a 12-inning, 7-6 win vs. Atlanta. Catcher **Todd Zeile** threw a scoreless ninth inning in a 16-3 loss to the Los Angeles Dodgers on Sept. 14, 2002 at home. In 2019, infielder **Mark Reynolds** pitched one inning in a 19-2 Rockies loss vs. San Francisco on July 15, and on Sept. 2 at Dodger Stadium, outfielder **Ian Desmond** worked a scoreless eighth inning before hitting a home run in the ninth inning. In 2020, Drew Butera pitched 1.2 innings in a 23-5 Rockies loss vs. San Francisco on Sept. 1.

## Colorado Rockies Medical Staff



### Keith Dugger

Head Athletic Trainer

Keith Dugger enters his 17th season as head athletic trainer after being named to the post on Nov. 18, 2004. Dugger, who spent six seasons as the club's assistant trainer, is the third head trainer in franchise history.

The 2021 season will be Dugger's 29th with the Rockies organization and 31st in professional baseball. The 55-year-old spent six seasons in the Rockies' Minor League system before being promoted to assistant trainer on Nov. 1, 1998. He joined Colorado after three years (1990-92) as a trainer in the Padres organization, and has also worked in both the Arizona Fall League and Hawaiian Winter League.

In 2003, he and Tom Probst were named Major League Training Staff of the Year by their peers. Dugger was also named the National League's All-Star Game trainer for the 2010 game in Anaheim. He previously served on the Executive Board and currently serves on the MLB Advisory Committee, the Pitchsmart Advisory Committee and is the National League representative for Professional Baseball Athletic Trainers Society (PBATS). He also served as the trainer for the 2018 All-Star Tour in Japan.

A graduate of San Diego State University in 1988, Keith and his wife Shannon reside in Castle Pines, Colo., with their daughter Tianna and son Cashel.

MEDICAL



### Scott Gehret

Assistant Athletic Trainer

Scott Gehret begins his 17th season as Colorado's assistant athletic trainer after being named to the position on Nov. 18, 2004. This marks his 25th overall season with the organization. Gehret was named one of the National League's All-Star athletic trainers for the 2015 All-Star Game at Great American Ballpark in Cincinnati.

Gehret spent five years as the club's rehabilitation coordinator from 2000-04, working with injured players at both the Major and Minor League levels. He was hired by the Rockies in a full-time capacity in 1998, serving as Single-A Portland's athletic trainer. He also worked in a part-time role with the Rockies in 1995 before going to graduate school.

A graduate of Colorado State University in 1993, he went on to get his master's degree in physical therapy from Thomas Jefferson University in Philadelphia (1997). The Englewood, Colo., native attended Cherry Creek High School and currently resides in Scottsdale, Ariz.



### Kunio Nakatani

Team Massage Therapist

Kunio Nakatani is in his 14th season as the Rockies' team massage therapist and acupuncturist. He earned his master's degree in oriental medicine from SAMRA University in 2002 and he has been practicing acupuncture and massage for more than 20 years.

Nakatani is a doctor in Oriental Medicine by NCCAOM (National Certification Commission for Acupuncture and Oriental Medicine) and he is a state licensed acupuncturist in Colorado and California.

Prior to working for the Rockies, Nakatani worked as an interpreter in Japanese and English for the Texas Rangers for two seasons (2006-07).

Kunio currently resides in Denver.



### Gabe Bauer

Director of Physical Performance

Gabe Bauer begins his seventh season as the Rockies' director of physical performance. Bauer served as the organization's Minor League physical performance coordinator for six seasons (2009-14) and the physical performance coach prior to that (2007-08).

A native of Stevens Point, Wis., he received his bachelor's degree from the University of Wisconsin-Stevens Point and his master's degree from St. Cloud State University. He is a registered strength and conditioning coach (RSCC) and certified strength and conditioning specialist (CSCS) through the National Strength and Conditioning Association.

Gabe and his wife Cierra reside in Chandler, Ariz., with their daughter Ellie and son Greyson.

## (Colorado Rockies Medical Staff, continued)



### Mike Jasperson

Physical Performance Coach

Mike Jasperson enters his 12th season with the Rockies, his seventh season as the Major League physical performance coach.

Originally from Salt Lake City, Utah, "Jaspy" graduated with a bachelor's degree in exercise science from Colorado State University-Pueblo, where he played baseball his junior and senior years. After graduating, he interned at the University of Denver with the strength and conditioning department. He is a registered strength and conditioning coach (RSCC) and certified strength and conditioning specialist (CSCS) through the National Strength and Conditioning Association.

Jasperson currently resides in Scottsdale, Ariz., during the offseason.



### Scott Murayama

Rehabilitation Coordinator/Athletic Trainer

Scott Murayama begins his 21st season with the Colorado Rockies and 17th season as the rehabilitation coordinator. From 2001-04, he worked as an athletic trainer for Short-Season Tri-City in the Northwest League. In 2005, he was promoted to his current position as the rehab coordinator, where he works with injured players at the Major League level, helps with daily duties as an athletic trainer and supervises all medical and injury issues with the eight Minor League teams, including the two in the Dominican Republic.

Murayama graduated from Colorado State University in 1998 with a bachelor's degree in exercise and sport science with a minor in anatomy and neurobiology. He is a Colorado native, attended Bear Creek High School, and currently resides in Littleton, Colo.

MEDICAL

## Colorado Rockies Team Doctors



### Dr. Thomas Noonan

Medical Director

Thomas J. Noonan, M.D., was named the Colorado Rockies' medical director on Sept. 24, 2004. Dr. Noonan has been with the Rockies medical team since 2002 as an associate orthopedist, working out of the Steadman Hawkins Clinic in Denver.

Prior to joining the Rockies medical staff, Noonan gained his fellowship in sports medicine at the Steadman Hawkins Clinic in Vail, Colo., and then spent two years as an orthopedic surgeon with Charlotte Orthopedic Specialists in Charlotte, N.C.

Noonan received his undergraduate degree at Princeton University, where he played football. He earned his medical degree and completed his residency at Duke University. He graduated in 1984 from C.E. Jordan High School in Durham, N.C.



### Dr. Allen Schreiber

Internal Medicine

Now in his 29th season with the Rockies, Allen Schreiber, M.D., has handled the club's internal medicine needs since 1993. Dr. Schreiber is the former chief of the Division of Gastroenterology at Rose Medical Center. He operates a private practice and is president of the Schreiber Clinic. In previous winters, Schreiber has served as the Denver Nuggets team physician and has also worked with the Colorado Avalanche.

A cum laude graduate of Johns Hopkins University (1973), he completed medical school at New York Medical College, where he graduated in 1976 with valedictorian honors and the David Spiro Award for excellence in pathology. He and his wife Lisa have a son, David, and two daughters, Jillian and Arielle.



**Dr. Shawn Caldwell**  
Team Chiropractor



**Dr. Jennifer Kummer**  
Orthopedic Surgeon  
Hand and Upper Extremity



**Dr. James Genuario**  
Orthopedist



**Dr. Alex Ebinger**  
Emergency Medicine  
Internist

## Colorado Rockies Clubhouse Staff



### Mike Pontarelli

Manager - Major League Clubhouse

Mike "Tiny" Pontarelli is in his fifth season as the Rockies' home clubhouse manager. In 2019, Pontarelli was voted the Home Clubhouse Manager of the Year by the Major League Baseball Clubhouse Managers Association.

This will be Pontarelli's 15th season overall in the Rockies home clubhouse. He previously served as the visiting clubhouse manager for two seasons (2015-16). Pontarelli's experience also includes serving as the assistant to the director of clubhouse operations, where he oversaw the club's equipment inventory and budget. He got his start with the Rockies as a bat boy and clubhouse attendant in the visiting clubhouse.

Pontarelli was born in Denver, Colo. and currently resides in Arvada, Colo. He's a graduate of Arvada West High School and Regis University. He also played baseball while attending Monterey (Calif.) Peninsula College.



### Tyler Sanders

Coordinator - Major League Clubhouse

Tyler Sanders enters his ninth season with the Rockies and his seventh in his current role in the home clubhouse. Prior to joining the Rockies, Sanders spent five seasons in the Atlanta Braves visiting clubhouse, two seasons as the graduate assistant equipment manager for the University of Georgia football team and assisted the Jacksonville Jaguars.

Born in Macon, Ga., Sanders graduated from the University of Georgia in 2009, going on to earn his master's degree in sport management and policy in 2012. He served as a student manager for the 2008 Georgia baseball team that finished as SEC Champions and College World Series finalists.

Tyler and his wife Abby reside in Denver with their sons, Grayson and Hudson.



### Alan Bossart


Manager - Clubhouse Purchasing/Visiting Clubhouse

Alan Bossart is in his fifth season in his current role with the visiting clubhouse/purchasing manager duties after three seasons as the director of home clubhouse operations.

Bossart was previously the visiting clubhouse manager from 2007-13, where he and his staff were awarded the Pete Sheehy Clubhouse Award for the National League Visiting Clubhouse of the Year in 2009. One of the club's original employees, Bossart is beginning his 30th year with the Rockies. Previously, he oversaw the promotions, special events, in-game entertainment and TV/radio broadcasting departments.

Bossart is a 50-year resident of Denver and was a member of the Colorado Baseball Commission, charged with the task of bringing Major League Baseball to the city. He attended South High School, where he played baseball and soccer, earning all-conference honors in soccer. Bossart attended Colorado College and the University of Denver, studying business management.

Born in Northampton, Mass., Alan and his wife Kim reside in Centennial, Colo., and have three boys: Kyle, Corey and CJ.



### Tyler Hines

Culinary Nutritionist

Tyler Hines begins his fourth season with the Colorado Rockies organization. A graduate of Johnson and Wales University, Hines has most recently worked as the assistant nutritionist for the Denver Broncos.

Hines began his career in the food industry at the age of 14. After playing sports in high school and college, Hines developed a deeper passion for sports nutrition and desired to have an impact on the day-to-day health and nutrition of professional athletes.

He currently resides in Denver, Colo.



### Brian Brown

Assistant - Culinary Nutritionist

Brian Brown joins the Colorado Rockies this season as the new assistant to the culinary nutritionist. Brown has received an associate degree from the Art Institute in Atlanta, Ga., while pursuing certifications in nutrition and sports nutrition through the ISSA program.

Brown began his culinary career at age 18, working under the Fifth Group Restaurants company in Atlanta at Bold Catering and Design. He was there for six years, working his way up to event chef manager. Brian then went on to be one of the head chefs for the visiting clubhouse at SunTrust Park during its inaugural year, and then the head chef for the Rockies' Spring Training facility at Salt River Fields in Scottsdale, Arizona.



## Colorado Rockies Grounds Crew



**Mark Razum**

Head Groundskeeper

Mark Razum is in his 27th season as head groundskeeper for Coors Field, and his 43rd year in the profession. Razum and his staff have built one of the best playing surfaces in professional sports at the corner of 20th and Blake.

“Raz” recently completed a two-year term as president of The Association of Major League Baseball Groundskeepers. In 1998, Razum’s peers named him the Turf/Grass Professional of the Year, an award presented by the Rocky Mountain Turf/Grass Association. He was recognized, in part, for the star design he and his staff cut into the Coors Field grass for the 1998 All-Star Game.

Prior to joining the Rockies in October 1994, Razum served six years as head of the Oakland Athletics’ grounds crew at the Oakland-Alameda County Coliseum, where players voted the field the best in the American League for three consecutive seasons (1992-94). He spent seven years in charge of spring surfaces for Oakland (1984-89) and the California Angels (1982-84). His groundskeeping career began in 1978 at Municipal Stadium in his native Cleveland, Ohio.



**Doug Zabinsky**

Assistant Head Groundskeeper



**Collin Reedy**

Groundskeeping Assistant



**Adam Steward**

Groundskeeping Assistant

### 3,000 HITS

On Aug. 7, 2016 at Coors Field, Miami Marlins outfielder **Ichiro Suzuki** recorded his 3,000th Major League hit in the seventh inning off Rockies left-handed pitcher **Chris Rusin**. Ichiro became the 30th player in Major League history to reach the milestone and was the third Major Leaguer to reach 3,000 hits against the Rockies. The Houston Astros’ **Craig Biggio** reached 3,000 hits on June 28, 2007 at Minute Maid Park off **Aaron Cook**. San Diego’s **Rickey Henderson** reached the milestone on Oct. 7, 2001 at Qualcomm Stadium off **John Thomson**.

### SWITCH-HIT HOME RUNS

Two Rockies have homered from both sides of the plate in a single game. **Aaron Miles** accomplished the feat on April 14, 2004 vs. Arizona. **Dexter Fowler** is the most recent player to hit home runs from both sides, Sept. 5, 2011, also vs. Arizona.

# Making the 40-Man Roster

## JUNE FIRST-YEAR PLAYER DRAFT (18)

<u>Player</u>	<u>Year</u>	<u>Round</u>	<u>School</u>
Charlie Blackmon.....	2008.....	2nd.....	Georgia Tech University
Trevor Story.....	2011.....	1st.....	Irving HS (TX)
Scott Oberg.....	2012.....	15th.....	University of Connecticut
Jon Gray.....	2013.....	1st.....	University of Oklahoma
Ryan McMahon.....	2013.....	2nd.....	Mater Dei HS (CA)
Dom Nuñez.....	2013.....	6th.....	Elk Grove HS (CA)
Kyle Freeland.....	2014.....	1st.....	University of Evansville
Ryan Castellani.....	2014.....	2nd.....	Brophy College Preparatory (AZ)
Brendan Rodgers.....	2015.....	1st.....	Lake Mary HS (FL)
Peter Lambert.....	2015.....	2nd.....	San Dimas HS (CA)
Justin Lawrence.....	2015.....	12th.....	Daytona Beach Community College
Sam Hilliard.....	2015.....	15th.....	Wichita State University
Ben Bowden.....	2016.....	2nd.....	Vanderbilt University
Garrett Hampson.....	2016.....	3rd.....	California State University Long Beach
Colton Welker.....	2016.....	4th.....	Stoneman-Douglas HS (FL)
Tommy Doyle.....	2017.....	2nd.....	University of Virginia
Lucas Gilbreath.....	2017.....	7th.....	University of Minnesota
Bret Boswell.....	2017.....	8th.....	University of Texas at Austin

## NON-DRAFTED INTERNATIONAL FREE AGENT (6)

<u>Player</u>	<u>Date Signed</u>	<u>School / Country</u>
Yonathan Daza.....	Oct. 20, 2010.....	Venezuela
Raimel Tapia.....	Nov. 29, 2010.....	Dominican Republic
Carlos Estévez.....	May 31, 2011.....	Dominican Republic
Antonio Senzatela.....	July 8, 2011.....	Venezuela
Antonio Santos.....	July 2, 2015.....	Dominican Republic
Helcris Olivarez.....	Aug. 12, 2016.....	Dominican Republic

## MAJOR LEAGUE FREE AGENT (1)

<u>Player</u>	<u>Date Signed</u>	<u>Last Organization</u>
José Mujica.....	Nov. 27, 2019.....	Tampa Bay

## MINOR LEAGUE FREE AGENT (4)

<u>Player</u>	<u>Date Signed</u>	<u>Last Organization</u>
Josh Fuentes.....	June 11, 2014.....	N/A (signed as amateur free agent)
Jairo Díaz.....	Dec. 20, 2018.....	Colorado (re-signed)
Elias Díaz.....	Jan. 6, 2020.....	Pittsburgh
Daniel Bard.....	Feb. 21, 2020.....	New York-NL (2017)

## TRADE (8)

<u>Player</u>	<u>Team</u>	<u>Date</u>	<u>In Exchange For</u>
Yency Almonte.....	Chicago-AL.....	Nov. 24, 2015.....	Tommy Kahnle
Germán Márquez.....	Tampa Bay.....	Jan. 28, 2016.....	Corey Dickerson & Kevin Padlo
Phillip Diehl.....	New York-AL.....	March 23, 2019.....	Mike Tauchman
Mychal Givens.....	Baltimore.....	Aug. 30, 2020.....	Tyler Nevin & Terrin Vavra
Robert Stephenson.....	Cincinnati.....	Nov. 25, 2020.....	Jeff Hoffman & Case Williams
Yoan Aybar.....	Boston.....	Dec. 3, 2020.....	Christian Koss
Austin Gomber.....	St. Louis.....	Feb. 1, 2021.....	Nolan Arenado
Elehuris Montero.....	St. Louis.....	Feb. 1, 2021.....	Nolan Arenado

## WAIVER CLAIM (1)

<u>Player</u>	<u>Date Claimed</u>	<u>Last Organization</u>
Tyler Kinley.....	Dec. 9, 2019.....	Miami

## RULE 5 DRAFT (1)

<u>Player</u>	<u>Date Selected</u>	<u>Last Organization</u>
Jordan Sheffield.....	Dec. 10, 2020.....	Los Angeles-NL

# 2021 Colorado Rockies 40-Man Roster

## COACHING STAFF

10.....Bud Black..... Manager  
 39.....Stu Cole..... Third Base Coach  
 75.....Kyle Cunningham..... Asst. Bullpen Catcher  
 0.....Tim Doherty..... Coach  
 36.....Steve Foster..... Pitching Coach  
 53.....Ron Gideon..... First Base Coach  
 16.....Dave Magadan..... Hitting Coach  
 77.....Aaron Muñoz..... Bullpen Catcher  
 11.....Mike Redmond..... Bench Coach  
 41.....Jeff Salazar..... Assistant Hitting Coach  
 31.....Darryl Scott..... Bullpen Coach



## SUPPORT STAFF

Keith Dugger..... Head Athletic Trainer  
 Scott Gehret..... Assistant Athletic Trainer  
 Kunio Nakatani..... Team Massage Therapist  
 Gabe Bauer..... Director of Physical Performance  
 Mike Jasperson..... Physical Performance Coach  
 Mike Pontarelli..... Manager, Major League Clubhouse  
 Alan Bossart..... Manager, Visiting Clubhouse  
 Tyler Sanders..... Coordinator, Major League Clubhouse  
 Tyler Hines..... Culinary Nutritionist  
 Brian Jones..... Video Coordinator

ROSTER

#	Pitchers (25)	B-T	HT	WT	OD	Age	Born	Birthplace	2020 Club(s)	W-L	ERA	G	GS	CG	SHO	SV	IP	H	R	ER	BB	SO	SVC
62	Almonte, Yency	S-R	6-5	223	26	6/4/94		Miami, Fla.	COLORADO	3-0	2.93	24	0	0	0	1	27.2	25	13	9	6	23	1.168
56	Aybar, Yoan	L-L	6-2	212	23	7/3/97		Bani, D.R.	Did not pitch														0.000
52	Bard, Daniel	R-R	6-4	215	35	6/25/85		Houston, Texas	COLORADO	4-2	3.65	23	0	0	0	6	24.2	22	10	10	10	27	4.103
61	Bowden, Ben	L-L	6-4	250	26	10/21/94		Lynn, Mass.	Alternate training site														0.000
38	Castellani, Ryan	R-R	6-4	222	25	4/1/96		Philadelphia, Pa.	COLORADO	1-4	5.82	10	9	0	0	0	43.1	37	30	28	26	25	0.144
37	Diaz, Jairo	R-R	6-0	256	29	5/27/91		Puerto La Cruz, Ven.	COLORADO	1-2	7.65	24	0	0	0	4	20.0	31	21	17	14	17	3.083
64	Diehl, Phillip	L-L	6-2	179	26	7/16/94		Cincinnati, Ohio	COLORADO	0-0	10.50	6	0	0	0	0	6.0	7	7	7	1	4	0.144
59	Doyle, Tommy	R-R	6-6	244	24	5/1/96		Vienna, Va.	COLORADO	0-0	23.14	3	0	0	0	2.1	6	6	6	4	2	0.014	
54	Estévez, Carlos	R-R	6-6	279	28	12/28/92		Santo Domingo, D.R.	COLORADO	1-3	7.60	26	0	0	0	1	24.0	33	21	20	9	27	4.022
21	Freeland, Kyle	L-L	6-4	210	27	5/14/93		Denver, Colo.	COLORADO	2-3	4.33	13	13	0	0	0	70.2	77	34	34	23	46	3.144
78	Gilbreath, Lucas	L-L	6-1	227	25	3/5/96		Westminster, Colo.	Did not pitch														0.000
60	Givens, Mychal	R-R	6-0	239	30	5/13/90		Tampa, Fla.	BALTIMORE	0-1	1.38	12	0	0	0	0	13.0	7	2	2	6	19	
									COLORADO	1-0	6.75	10	0	0	0	1	9.1	9	8	7	4	6	5.069
26	Gomber, Austin	L-L	6-5	219	27	11/23/93		Winter Garden, Fla.	ST. LOUIS	1-1	1.86	14	4	0	0	0	29.0	19	6	6	15	27	1.111
55	Gray, Jon	R-R	6-4	231	29	11/5/91		Shawnee, Okla.	COLORADO	2-4	6.69	8	8	0	0	0	39.0	45	31	29	11	22	5.062
40	Kinley, Tyler	R-R	6-4	222	30	1/31/91		Plantation, Fla.	COLORADO	0-2	5.32	24	0	0	0	0	23.2	13	15	14	12	26	2.014
23	Lambert, Peter	R-R	6-2	212	23	4/18/97		San Dimas, Calif.	Did not pitch (injury)														1.116
74	Lawrence, Justin	R-R	6-3	216	26	11/25/94		Canal Zone, Panama	Did not pitch														0.000
48	Márquez, Germán	R-R	6-1	224	26	2/22/95		San Felix, Ven.	COLORADO	4-6	3.75	13	13	0	0	0	81.2	78	41	34	25	73	4.027
44	Mujica, José	R-R	6-2	242	24	6/29/96		Valencia, Ven.	COLORADO	0-0	12.46	2	0	0	0	0	4.1	10	7	6	2	1	0.054
75	Oberg, Scott	R-R	6-2	208	31	3/13/90		Tewksbury, Mass.	Did not pitch (injury)														5.063
73	Olivarez, Helcris	L-L	6-2	215	19	8/8/00		San Francisco de Macoris, D.R.	Did not pitch														0.000
46	Santos, Antonio	R-R	6-3	225	23	10/6/96		Villa Gonzalez, D.R.	COLORADO	0-1	16.50	3	1	0	0	0	6.0	14	11	11	4	4	0.050
49	Senzatela, Antonio	R-R	6-1	227	26	1/21/95		Valencia, Ven.	COLORADO	5-3	3.44	12	12	1	0	0	73.1	71	29	28	18	41	3.106
34	Sheffield, Jordan	R-R	5-10	186	25	6/1/95		Tullahoma, Tenn.	Did not pitch (LAD)														0.000
29	Stephenson, Robert	R-R	6-3	201	28	2/24/93		Martinez, Calif.	CINCINNATI	0-0	9.90	10	0	0	0	0	10.0	11	11	11	3	13	3.049
#	Catchers (2)	B-T	HT	WT	OD	Age	Born	Birthplace	2020 Club(s)	AVG	G	AB	R	H	2B	3B	HR	RBI	BB	SO	SB	SVC	
35	Diaz, Elias	R-R	6-1	225	30	11/17/90		Maracaibo, Ven.	COLORADO	.235	26	68	4	16	2	0	2	9	5	15	0	4.088	
3	Núñez, Dom	L-R	6-1	209	26	1/17/95		Elk Grove, Calif.	Alternate training site													0.048	
#	Infielders (6)	B-T	HT	WT	OD	Age	Born	Birthplace	2020 Club(s)	AVG	G	AB	R	H	2B	3B	HR	RBI	BB	SO	SB	SVC	
8	Fuentes, Josh	R-R	6-2	222	28	2/19/93		Rancho Santa Margarita, Calif.	COLORADO	.306	30	98	14	30	7	0	2	17	2	29	1	1.015	
24	McMahon, Ryan	L-R	6-2	210	26	12/14/94		Yorba Linda, Calif.	COLORADO	.215	52	172	2	37	6	1	9	26	18	66	0	3.006	
47	Montero, Elehuris	R-R	6-3	239	22	8/17/98		Santo Domingo, D.R.	Did not play (STL)													0.000	
7	Rodgers, Brendan	R-R	6-0	220	23	8/9/96		Winter Park, Fla.	COLORADO	.095	7	21	1	2	1	0	0	2	0	6	0	1.075	
27	Story, Trevor	R-R	6-2	209	28	11/15/92		Irving, Texas	COLORADO	.289	59	235	41	68	13	4	11	28	24	63	15	5.000	
79	Welker, Colton	R-R	6-1	235	23	10/9/97		Coral Springs, Fla.	Alternate training site													0.000	
#	Outfielders (5)	B-T	HT	WT	OD	Age	Born	Birthplace	2020 Club(s)	AVG	G	AB	R	H	2B	3B	HR	RBI	BB	SO	SB	SVC	
19	Blackmon, Charlie	L-L	6-3	220	34	7/1/86		Dallas, Texas	COLORADO	.303	59	221	31	67	12	1	6	42	19	44	2	8.102	
2	Daza, Yonathan	R-R	6-2	215	27	2/28/94		Maracay, Venezuela	Alternate training site													0.101	
20	Desmond, Ian	R-R	6-2	220	35	9/20/85		Sarasota, Fla.	Did not play													10.027	
22	Hilliard, Sam	L-L	6-5	229	27	2/21/94		Mansfield, Texas	COLORADO	.210	36	105	13	22	2	2	6	10	9	42	3	1.034	
15	Tapia, Raimel	L-L	6-3	180	27	2/4/94		San Pedro de Macoris, D.R.	COLORADO	.321	51	184	26	59	8	2	1	17	14	38	8	3.020	
#	INF/OF (2)	B-T	HT	WT	OD	Age	Born	Birthplace	2020 Club(s)	AVG	G	AB	R	H	2B	3B	HR	RBI	BB	SO	SB	SVC	
82	Boswell, Bret	L-R	6-0	200	26	10/4/94		Rockwall, Texas	Alternate training site													0.000	
1	Hampson, Garrett	R-R	5-11	190	26	10/10/94		Reno, Nev.	COLORADO	.234	53	167	25	39	4	3	5	11	13	60	6	2.030	

# 2021 Colorado Rockies Non-Roster Invitees

#	Pitchers (9)	B-T	HT	WT	OD	Age	Born	Birthplace	2020 Club(s)	W-L	ERA	G	GS	CG	SHO	SV	IP	H	R	ER	BB	SO	SVC
85	Fernandez, Julian	R-R	6-6	234	25	12/5/95		Boca Chica, D.R.	Did not pitch														2.000
72	Gonzalez, Brian	R-L	6-3	230	25	10/25/95		Miramar, Fla.	Alternate training site (BAL)														0.000
50	González, Chi Chi	R-R	6-3	206	29	1/15/92		Delray Beach, Fla.	<b>COLORADO</b>	0-2	6.86	6	4	0	0	0	19.2	22	16	15	10	16	2.149
30	Harvey, Joe	R-R	6-2	244	29	1/9/92		Audobon, Pa.	<b>COLORADO</b>	0-0	0.00	4	0	0	0	0	3.1	3	0	0	0	2	1.049
84	Holder, Heath	R-R	6-6	232	28	8/23/92		Loganville, Ga.	Did not pitch														0.000
31	Rodríguez, Dereck	R-R	6-0	205	28	6/5/92		Arlington, Texas	<b>SAN FRANCISCO</b>	0-0	13.50	2	0	0	0	0	4.0	10	6	6	3	2	1.102
80	Rolison, Ryan	R-L	6-2	209	23	7/11/97		Jackson, Tenn.	Alternate training site														0.000
70	Smith, Chad	R-R	6-4	227	25	6/8/95		McCalla, Ala.	Alternate training site														0.000
32	Tinoco, Jesus	R-R	6-4	244	25	4/30/95		San Antonio de Maturín, Ven.	<b>COLORADO</b>	0-0	2.45	3	0	0	0	0	3.2	3	1	1	4	3	
									<b>MIAMI</b>	0-0	0.00	3	0	0	0	0	5.0	0	0	0	3	3	0.135

#	Catchers (5)	B-T	HT	WT	OD	Age	Born	Birthplace	2020 Club(s)	AVG	G	AB	R	H	2B	3B	HR	RBI	BB	SO	SB	SVC	
4	Briceño, José	R-R	6-1	244	28	9/19/92		Caracas, Ven.	<b>LOS ANGELES-AL</b>	.200	2	5	0	1	0	0	0	0	1	1	0	0	0.153
68	George, Max	R-R	5-10	183	24	4/7/96		Parker, Colo.	Did not play														0.000
65	MacIver, Willie	R-R	6-2	214	24	10/28/96		Pleasant Hill, Calif.	Alternate training site														0.000
43	Rabago, Chris	R-R	5-11	216	27	4/22/93		Riverside, Calif.	Alternate training site														0.000
66	Serven, Brian	R-R	6-0	215	25	5/5/95		Palm Desert, Calif.	Alternate training site														0.000

#	Infielders (6)	B-T	HT	WT	OD	Age	Born	Birthplace	2020 Club(s)	AVG	G	AB	R	H	2B	3B	HR	RBI	BB	SO	SB	SVC	
13	Bird, Greg	L-R	6-4	223	28	11/9/92		Memphis, Tenn.	Alternate training site (TEX, PHI)														4.095
25	Cron, C.J.	R-R	6-4	235	31	1/5/90		Fullerton, Calif.	<b>DETROIT</b>	.190	13	42	9	8	3	0	4	8	9	16	0	6.097	
18	Joe, Connor	R-R	6-0	209	28	8/16/92		San Diego, Calif.	Alternate training site (LAD)														0.017
12	Owings, Chris	R-R	5-10	185	29	8/12/91		Charleston, S.C.	<b>COLORADO</b>	.268	17	41	9	11	1	0	2	5	3	11	1	6.131	
81	Stamets, Eric	R-R	6-0	181	29	9/25/91		Dublin, Ohio	Alternate training site														0.019
83	Trejo, Alan	R-R	6-2	199	24	5/30/96		Los Angeles, Calif.	Alternate training site														0.000

#	Outfielders (1)	B-T	HT	WT	Age	Born	Birthplace	2020 Club(s)	AVG	G	AB	R	H	2B	3B	HR	RBI	BB	SO	SB	SVC		
67	Hannah, Jameson	L-L	5-9	195	23	8/10/97		Flower Mound, Texas	Did not play														0.000

#	INF/OFF (1)	B-T	HT	WT	Age	Born	Birthplace	2020 Club(s)	AVG	G	AB	R	H	2B	3B	HR	RBI	BB	SO	SB	SVC		
76	Vilade, Ryan	R-R	6-2	221	22	12/18/99		Grapevine, Texas	Alternate training site														0.000

ROSTER

## NUMERICAL ROSTER

0.....Doherty, Tim	29.....Stephenson, Robert	56.....Aybar, Yoan
1.....Hampson, Garrett	30.....Harvey, Joe	59.....Doyle, Tommy
2.....Daza, Yonathan	31.....Rodríguez, Dereck	60.....Givens, Mychal
3.....Nuñez, Dom	32.....Tinoco, Jesus	61.....Bowden, Ben
4.....Briceño, José	34.....Sheffield, Jordan	62.....Almonte, Yency
7.....Rodgers, Brendan	35.....Díaz, Elias	64.....Diehl, Phillip
8.....Fuentes, Josh	36.....Foster, Steve	65.....MacIver, Willie
10.....Black, Bud	37.....Díaz, Jairo	66.....Serven, Brian
11.....Redmond, Mike	38.....Castellani, Ryan	67.....Hannah, Jameson
12.....Owings, Chris	39.....Cole, Stu	68.....George, Max
13.....Bird, Greg	40.....Kinley, Tyler	70.....Smith, Chad
14.....Scott, Darryl	41.....Salazar, Jeff	72.....Gonzalez, Brian
15.....Tapia, Raimel	43.....Rabago, Chris	73.....Olivarez, Helcris
16.....Magadan, Dave	44.....Mujica, José	74.....Lawrence, Justin
18.....Joe, Connor	45.....Ober, Scott	75.....Cunningham, Kyle
19.....Blackmon, Charlie	46.....Santos, Antonio	76.....Vilade, Ryan
20.....Desmond, Ian	47.....Montero, Elehuris	77.....Muñoz, Aaron
21.....Freeland, Kyle	48.....Márquez, Germán	78.....Gilbreath, Lucas
22.....Hilliard, Sam	49.....Senzatela, Antonio	79.....Welker, Colton
23.....Lambert, Peter	50.....González, Chi Chi	80.....Rolison, Ryan
24.....McMahon, Ryan	52.....Bard, Daniel	81.....Stamets, Eric
25.....Cron, C.J.	53.....Gideon, Ron	82.....Boswell, Bret
26.....Gomber, Austin	54.....Estévez, Carlos	83.....Trejo, Alan
27.....Story, Trevor	55.....Gray, Jon	84.....Holder, Heath
		85.....Fernández, Julian

## PRONUNCIATION

Yency Almonte.....YIN-see al-MAHN-tay	Phillip Diehl.....DEAL	Helcris Olivarez.....el-CREES oh-li-VAH-rez
Yoan Aybar.....YOO-an EYE-bar	Carlos Estévez.....ess-TEH-vez	Chris Rabago.....rah-BAH-go
Ben Bowden.....BOE-din	Julian Fernández.....HOO-lee-on	Ryan Rolison.....RAHL-ison
José Briceño.....bree-SEN-yo	Willie MacIver.....mac-EYE-ver	Antonio Senzatela.....seh-n-zuh-TEH-luh
Ryan Castellani.....cass-teh-LAH-nee	Germán Márquez.....hair-MAHN MAR-keh	Eric Stamets.....STAY-mets
C.J. Cron.....CRONE	Ryan McMahon.....mick-MAN	Raimel Tapia.....RYE-mel TAH-pee-uh
Yonathan Daza.....YONE-a-thon DAH-zah	Elehuris Montero.....el-ee-OO-riss	Jesus Tinoco.....HAY-soos tih-NO-ko
Elias Díaz.....ee-LEE-ahs DEE-az	José Mujica.....mu-HEE-cuh	Alan Trejo.....TRAY-ho
Jairo Díaz.....HI-roh DEE-az	Dom Nuñez.....NOON-yehz	Ryan Vilade.....vill-AID





**KOA**  
**NEWSRADIO**  
850 AM • 94.1 FM

**HOME AND AWAY...  
LISTEN TO EVERY  
ROCKIES GAME  
ON KOA 850 AM & 94.1 FM**



**THROUGHOUT COLORADO AND  
WESTERN UNITED STATES,  
HEAR THE ROCKIES ON THE KOA  
ROCKIES RADIO NETWORK.**



**LISTEN TO EVERY ROCKIES GAME STREAMING LIVE  
ON KOA WITH THE IHEARTRADIO APP. OR, TELL YOUR  
SMART SPEAKER TO "PLAY KOA ON IHEARTRADIO"**

# 62

Ht: 6-5      Wt: 223      B/T: S/R  
**Opening Day Age:** 26  
**Born:** June 4, 1994 in Miami, Fla.  
**Major League Service:** 1.168  
**Contract:** Through 2021  
**Obtained:** Acquired via trade with Chicago-AL,  
 Nov. 24, 2015  
**Pronunciation:** YIN-see al-MAHN-tay



## YENCY ALMONTE

RIGHT-HANDED PITCHER

### CAREER HIGHLIGHTS

- Made 66 relief appearances with Colorado over the past three years, after making his Major League debut in 2018
- Earned his first Major League win and first save in the same series vs. San Francisco, Aug. 3-6, 2020, the first pitcher in franchise history to do so
- Eastern League Mid-Season All-Star and MiLB.com Organization All-Star in 2017
- Pitched in the Arizona Fall League in 2017, where he was named to the Fall Stars Game

ALMONTE

#### MAJOR LEAGUE DEBUT

6/21/18 vs. NYM

#### FIRST ML WIN

8/6/20 vs. SF

#### FIRST ML SAVE

8/4/20 vs. SF

### 2020: Led the Rockies and tied for fourth in the National League with 27.2 relief innings.

- Led Rockies relievers (min. 10 appearances) with a 2.93 ERA ... scoreless in 16 of his 24 outings.
- Earned his first Major League save (Aug. 4) and first win (Aug. 6) in the same series against San Francisco, the first pitcher in franchise history to do both in the same series.
- Recorded a career-high-tying four strikeouts on Aug. 1 vs. San Diego (also: Aug. 7, 2018 vs. Pittsburgh).
- Went 19 consecutive outings between his two home runs allowed on Aug. 1 vs. San Diego and Sept. 23 at San Francisco, the longest streak by a Rockies reliever in 2020 and tied for the sixth-longest in the NL.

### 2019: Made 28 relief appearances across five stints with the Rockies, going 0-1 with a 5.56 ERA (34.0 IP, 21 ER).

- Scored upon 11 times in 28 games across five stints, including two stints as the 26th man in a doubleheader ... allowed runs once over his last seven games and twice over his last 11.
- Pitched a career-high 3.1 innings Aug. 29 vs. Pittsburgh.
- Suffered his first Major League loss on Aug. 22 at St. Louis, allowing two runs in one inning pitched.
- Allowed 20% of inherited runners to score, which ranked 14th in the National League (min. 15 inherited runners).
- Made 30 relief appearances for Triple-A Albuquerque, going 2-3 with a 4.20 ERA (30.0 IP, 14 ER).

### 2018: Made his Major League debut on June 21, going on to make 14 relief appearances in his first Major League season.

- Scored upon three times over three stints in the Majors ... allowed no runs in eight of his last nine Major League appearances from Aug. 1 through the end of the season.
- Made his Major League debut June 21 vs. New York Mets, inheriting two runners ... allowed a sacrifice fly before inducing a ground ball double play.
- Recalled from Triple-A June 21 and made two appearances before being optioned June 23 ... recalled from Triple-A June 24, second recall within three days ... optioned to Albuquerque Aug. 9, returned Sept. 1.
- Career-high-tying two scoreless innings with a career-high four strikeouts on Aug. 7 vs. Pittsburgh.
- Went 3-5 with a 5.56 ERA (43.2 IP, 27 ER) in 18 appearances (10 starts) with Albuquerque.

### 2017: Made 14 starts at Double-A Hartford prior to first-ever promotion to Triple-A Albuquerque, where he pitched in eight games.

- Honored as an Eastern League Mid-Season All-Star as well as an MiLB.com Organization All-Star prior to pitching in the Arizona Fall League for the Salt River Rafters.
- Named Eastern League Pitcher of the Week after beating Harrisburg April 20 ... recorded seven shutout innings in Hartford's 1-0 victory ... allowed just four hits and finished with a franchise-best 10 strikeouts with no walks over seven innings ... his win was the first for the Yard Goats at new Dunkin' Donuts Park.
- Posted a 1.27 ERA (28.1 IP, 4 ER) in five road starts for Hartford ... went 3-2 with a 2.44 ERA (48.0 IP, 13 ER)

**(ALMONTE, continued)**

in nine home games for the Yard Goats ... allowed five earned runs in 30.1 innings pitched over six combined starts in April and May at Double-A.

- Made two stints on the Hartford disabled list, May 4-27 (shoulder) and June 5-23 (knee).

**2016: In his first season with the Rockies organization, made 27 starts between High-A Modesto and Double-A Hartford, finishing with a 3.58 ERA (168.1 IP, 67 ER) across the two levels.**

- A California League Post-Season All-Star after finishing third in the league in ERA (3.71) and tied for second in strikeouts (134).
- Named Cal League Pitcher of the Week July 25-31, going 2-0 with a 0.00 ERA, three walks and 20 strikeouts in two starts.
- Recorded his first career shutout Aug. 17 with Hartford, pitching seven scoreless innings.

**2015: Went 11-7 with a 3.41 ERA (137.1 IP, 52 ER) between Low-A Kannapolis and High-A Winston-Salem in his only season with the Chicago White Sox organization.**

- Struck out a career-high 12 batters Aug. 30 vs. Frederick.
- Named the South Atlantic League Pitcher of the Week July 6 after pitching 8.2 shutout innings vs. Augusta.
- Acquired by the Rockies via trade with the White Sox in exchange for right-hander Tommy Kahnle, Nov. 24.
- Prior to the 2015 season, was acquired by the White Sox via trade with the Angels in exchange for infielder Gordon Beckham on Feb. 4.

**2014: Spent the majority of the season with Low-A Burlington.**

- Went 2-6 with a 5.91 ERA (42.2 IP, 30 ER) in 11 starts between Low-A Burlington and AZL Angels.

**2013: Made 13 appearances, 11 starts, with Rookie Level Orem.**

- Finished the season with two relief appearances (3.1 IP, 5 ER) after starting previously during the year.

**2012: Selected out of Christopher Columbus High School (Miami, Fla.) in the 17th round of the First-Year Player Draft by the Los Angeles Angels of Anaheim.**

- Made three relief appearances for the AZL Angels in his first professional season.

**PERSONAL:** Yency Almonte, son of Ramon and Sandra ... born and raised in Miami, Fla.

- Has one brother, Denny, who played professional baseball with the Seattle Mariners organization.
- Played baseball as a kid with Chicago Cubs outfielder Albert Almora Jr.
- Enjoys going fishing and playing basketball ... enjoys Latin food ... he is fluent in Spanish.
- During the offseason, he helps coach at a baseball academy his father owns.

**HIGH SCHOOL/COLLEGE:** Attended Christopher Columbus High School in Miami, Fla.



@SHOWTIMEALMONTE



@SHOWTIMEALMONTE

**2020**

2.0, 3x, last: Aug. 31

None

3, 2x, last: Aug. 12 vs. ARI

3, Aug. 10 vs. ARI

4, Aug. 10 vs. ARI

1, 2x, last: Sept. 23 at SF

2, 2x, last: Sept. 25 at ARI

4, Aug. 1 vs. SD

None

3, Aug. 6-Sept. 6

None

**HIGHS AND LOWS**

**Most IP** ..... 3.1, Aug. 29, 2019 vs. PIT

**Low-hit CG** ..... None

**Runs** ..... 4, Sept. 2, 2019 at LAD

**ER** ..... 4, Sept. 2, 2019 at LAD

**Hits** ..... 6, Aug. 29, 2019 vs. PIT

**HRs** ..... 2, Sept. 2, 2019 at LAD

**Walks** ..... 2, 4x, last: Sept. 25, 2020 at ARI

**Strikeouts** ..... 4, 2x, last: Aug. 1, 2020 vs. SD

**10+ Strikeout Games** ..... None

**Win Streak** ..... 3, Aug. 6-Sept. 6, 2020

**Losing Streak** ..... 1, Aug. 22, 2019

**(ALMONTE, continued)**

**ALMONTE'S CAREER RECORD**

Year	Team	W	L	ERA	G	GS	CG	SHO	GF	SV	IP	H	R	ER	HR	HB	BB	IBB	SO	WP	BK
2012	AZL Angels	0	0	6.00	3	0	0	0	0	0	3.0	5	3	2	0	0	1	0	0	1	0
2013	Orem	3	3	6.92	13	11	0	0	1	0	53.1	66	46	41	5	7	21	0	35	13	1
2014	AZL Angels	0	1	17.18	2	2	0	0	0	0	3.2	7	7	7	0	1	1	0	5	2	1
	Burlington	2	5	4.93	9	9	0	0	0	0	42.0	40	23	23	5	2	14	0	32	3	0
2015	Kannapolis	8	4	3.88	17	16	0	0	1	0	92.2	92	42	40	8	8	26	0	71	12	0
	Winston-Salem	3	3	2.42	7	6	0	0	1	0	44.2	28	14	12	1	1	12	0	39	0	0
2016	Modesto	8	9	3.71	22	22	1	0	0	0	138.1	124	66	57	14	9	39	0	134	6	0
	Hartford	3	1	3.00	5	5	1	1	0	0	30.0	22	11	10	4	0	16	0	22	0	0
2017	Hartford	5	3	2.00	14	14	0	0	0	0	76.1	58	19	17	4	3	31	0	71	0	1
	Albuquerque	3	1	4.89	8	7	0	0	1	0	35.0	41	20	19	7	2	21	0	22	2	1
2018	Albuquerque	3	5	5.56	18	18	0	0	0	1	43.2	44	27	27	8	6	14	0	34	0	4
	<b>COLORADO</b>	<b>0</b>	<b>0</b>	<b>1.84</b>	<b>14</b>	<b>0</b>	<b>0</b>	<b>0</b>	<b>3</b>	<b>0</b>	<b>14.2</b>	<b>15</b>	<b>5</b>	<b>3</b>	<b>1</b>	<b>0</b>	<b>4</b>	<b>0</b>	<b>14</b>	<b>1</b>	<b>0</b>
2019	Albuquerque	2	3	4.20	30	0	0	0	23	5	30.0	29	21	14	2	1	26	2	32	3	0
	<b>COLORADO</b>	<b>0</b>	<b>1</b>	<b>5.56</b>	<b>28</b>	<b>0</b>	<b>0</b>	<b>0</b>	<b>6</b>	<b>0</b>	<b>34.0</b>	<b>39</b>	<b>22</b>	<b>21</b>	<b>7</b>	<b>1</b>	<b>14</b>	<b>0</b>	<b>29</b>	<b>1</b>	<b>0</b>
2020	<b>COLORADO</b>	<b>3</b>	<b>0</b>	<b>2.93</b>	<b>24</b>	<b>0</b>	<b>0</b>	<b>0</b>	<b>4</b>	<b>1</b>	<b>27.2</b>	<b>25</b>	<b>13</b>	<b>9</b>	<b>2</b>	<b>3</b>	<b>6</b>	<b>0</b>	<b>23</b>	<b>0</b>	<b>0</b>
<b>Minor League Totals</b>		<b>40</b>	<b>38</b>	<b>4.08</b>	<b>148</b>	<b>102</b>	<b>2</b>	<b>1</b>	<b>31</b>	<b>6</b>	<b>592.2</b>	<b>556</b>	<b>299</b>	<b>269</b>	<b>58</b>	<b>40</b>	<b>222</b>	<b>2</b>	<b>497</b>	<b>46</b>	<b>4</b>
<b>Major League Totals</b>		<b>3</b>	<b>1</b>	<b>3.89</b>	<b>66</b>	<b>0</b>	<b>0</b>	<b>0</b>	<b>13</b>	<b>1</b>	<b>76.1</b>	<b>79</b>	<b>40</b>	<b>33</b>	<b>10</b>	<b>4</b>	<b>24</b>	<b>0</b>	<b>66</b>	<b>2</b>	<b>0</b>

Year	Team	AVG	G	AB	R	H	2B	3B	HR	RBI	SAC	SF	HBP	BB	IBB	SO	SB	CS	GIDP	OBP	SLG	
2018	<b>COLORADO</b>	<b>.000</b>	<b>14</b>	<b>1</b>	<b>0</b>	<b>0</b>	<b>0</b>	<b>0</b>	<b>0</b>	<b>0</b>	<b>0</b>	<b>0</b>	<b>0</b>	<b>0</b>	<b>0</b>	<b>0</b>	<b>0</b>	<b>0</b>	<b>0</b>	<b>0</b>	<b>.000</b>	<b>.000</b>
2019	<b>COLORADO</b>	<b>.000</b>	<b>28</b>	<b>5</b>	<b>0</b>	<b>0</b>	<b>0</b>	<b>0</b>	<b>0</b>	<b>0</b>	<b>0</b>	<b>0</b>	<b>0</b>	<b>0</b>	<b>0</b>	<b>3</b>	<b>0</b>	<b>0</b>	<b>0</b>	<b>0</b>	<b>.000</b>	<b>.000</b>
<b>Major League Totals</b>		<b>.000</b>	<b>42</b>	<b>6</b>	<b>0</b>	<b>0</b>	<b>0</b>	<b>0</b>	<b>0</b>	<b>0</b>	<b>0</b>	<b>0</b>	<b>0</b>	<b>0</b>	<b>0</b>	<b>3</b>	<b>0</b>	<b>0</b>	<b>0</b>	<b>0</b>	<b>.000</b>	<b>.000</b>

**ALMONTE'S CAREER FIELDING**

Pos.	G	GS	INN	TC	PO	A	E	DP	PCT
P	66	0	76.1	9	5	4	0	0	1.000

**ALMONTE'S CAREER TRANSACTIONS**

- 2012: Selected by Los Angeles-AL in the 17th round of the First-Year Player Draft.
- 2015: Acquired by Chicago-AL from Los Angeles-AL in exchange for INF Gordon Beckham, Feb. 4 ... acquired by Colorado from Chicago-AL in exchange for RHP Tommy Kahnle, Nov. 24.



# 56

Ht: 6-2      Wt: 212      B/T: L/L

Opening Day Age: 23

Born: July 3, 1997 in Bani, Peravia, D.R.

Major League Service: 0.000

Contract: Through 2021

Obtained: Acquired via trade with Boston, Dec. 3, 2020

Pronunciation: YOO-an EYE-bar



## YOAN AYBAR

LEFT-HANDED PITCHER

### CAREER HIGHLIGHTS

- Enters his eighth professional season, his fourth as a pitcher after spending his first four professional seasons as an outfielder
- Attending his second Major League Spring Training
- Allowed only one home run to his 378 batters faced
- Posted a 10.3 SO/9 rate in his three seasons as a pitcher, including a rate of 11.1 in 2019

#### 2020: Despite being on Boston's 40-man roster, did not pitch at the club's alternate training site.

- Entered the season as the Red Sox' No. 25 prospect.
- Attended his first Major League Spring Training and made four relief appearances ... recorded one save while allowing three runs on five hits across four innings pitched (6.75 ERA) ... walked two with five strikeouts.
- Acquired by Colorado via trade with Boston in exchange for Minor League infielder Christian Koss on Dec. 3.

#### 2019: In 44 appearances between Low-A Greenville and High-A Salem, went 1-3 with a 4.61 ERA (56.2 IP, 29 ER), 41 walks and 70 strikeouts.

- Held opponents to a .176 average with 11.12 strikeouts per nine innings ... allowed just one home run to his 253 batters faced.
- Posted a 2.12 ERA (29.2 IP, 7 ER) and a 1.01 WHIP in his final 18 games of the season.
- Following the season, appeared in seven games for Peoria in the Arizona Fall League.
- Added to the Red Sox' 40-man roster on Nov. 20.

#### 2018: Made 17 relief appearances between the GCL Red Sox and Short-Season Lowell in his first season as a pitcher.

- Made 15 appearances in the Gulf Coast League before finishing the season with Lowell.
- Pitched at least two innings in 10 of his 17 appearances.

#### 2017: In his last season as an outfielder, led Short-Season Lowell in hits (tied, 50), triples (five), RBI (tied, 28) and total bases (73).

- Recorded 11 outfield assists in 80 games between Lowell and Low-A Greenville ... led the New York-Penn League with nine outfield assists.
- Was named a New York-Penn League Mid-Season All-Star.

#### 2016: Led New York-Penn League outfielders in total chances (152) and putouts (139).

- Batted .207 (46-for-222) with seven doubles, four triples, three home runs and 19 RBI.

#### 2015: Appeared in 45 games with the GCL Red Sox.

- Following the season, was ranked by *Baseball America* as having the best outfielder arm in the Red Sox Minor League system.

#### 2014: Named a Dominican Summer League Mid-Season All-Star in his first professional season.

AYBAR

**(AYBAR, continued)**

**AYBAR'S CAREER RECORD**

Year	Team	W	L	ERA	G	GS	CG	SHO	GF	SV	IP	H	R	ER	HR	HB	BB	IBB	SO	WP	BK
2018	GCL Red Sox	1	1	4.10	15	0	0	0	0	0	26.1	23	13	12	0	2	12	0	27	3	1
	Lowell	1	0	4.50	2	0	0	0	0	0	2.0	2	2	1	0	1	2	0	0	0	0
2019	Greenville	1	3	4.88	40	0	0	0	6	0	51.2	34	31	28	1	3	40	0	67	11	2
	Salem	0	0	1.80	4	0	0	0	1	0	5.0	2	1	1	0	0	1	0	3	0	0
2020	Did not pitch	-	-	-	-	-	-	-	-	-	-	-	-	-	-	-	-	-	-	-	-
<b>Minor League Totals</b>		<b>3</b>	<b>4</b>	<b>4.45</b>	<b>61</b>	<b>0</b>	<b>0</b>	<b>0</b>	<b>7</b>	<b>0</b>	<b>85.0</b>	<b>61</b>	<b>47</b>	<b>42</b>	<b>1</b>	<b>6</b>	<b>55</b>	<b>0</b>	<b>97</b>	<b>14</b>	<b>3</b>

Year	Team	AVG	G	AB	R	H	2B	3B	HR	RBI	SAC	SF	HBP	BB	IBB	SO	SB	CS	GIDP	OBP	SLG
2014	DSL Red Sox	.271	56	214	33	58	12	9	0	26	1	1	4	11	0	54	7	6	1	.317	.411
2015	GCL Red Sox	.268	45	157	19	42	5	3	0	16	1	3	1	7	1	46	6	6	2	.298	.338
2016	Lowell	.207	60	222	18	46	7	4	3	19	1	1	4	8	1	61	3	4	5	.247	.315
2017	Lowell	.267	50	187	25	50	7	5	2	28	3	3	3	6	0	67	5	2	1	.296	.390
	Greenville	.160	30	100	12	16	2	1	0	4	3	1	0	6	0	38	2	0	2	.206	.200
<b>Minor League Totals</b>		<b>.241</b>	<b>302</b>	<b>880</b>	<b>107</b>	<b>212</b>	<b>33</b>	<b>22</b>	<b>5</b>	<b>93</b>	<b>9</b>	<b>9</b>	<b>12</b>	<b>38</b>	<b>2</b>	<b>266</b>	<b>23</b>	<b>18</b>	<b>11</b>	<b>.279</b>	<b>.345</b>

**AYBAR'S CAREER TRANSACTIONS**

- 2013: Signed by Boston as a non-drafted international free agent, July 3.
- 2020: Acquired by Colorado via trade with Boston in exchange for INF Christian Koss, Dec. 3.

# 52

Ht: 6-4      Wt: 215      B/T: R/R  
**Opening Day Age:** 35  
**Born:** June 25, 1985 in Houston, Texas  
**Major League Service:** 4.103  
**Contract:** Through 2021  
**Obtained:** Signed as a Minor League free agent, Feb. 21, 2020



## DANIEL BARD

RIGHT-HANDED PITCHER

### CAREER HIGHLIGHTS

- Named the *Sporting News* and Player's Association Comeback Player of the Year after making 23 appearances with the Rockies, his first Major League appearances since 2013 ... also was the recipient of the 2020 Tony Conigliaro Award
- Made his Major League debut on May 13, 2009, and pitched parts of five seasons with the Red Sox from 2009-13
- From 2009-12, ranked fifth among American League relief pitchers with a .196 opponent batting average and 10th with 217 strikeouts
- Last pitched professionally in 2017, combining for 11 Minor League appearances in the St. Louis and New York-NL organizations
- Set a Red Sox franchise record with 25 consecutive scoreless appearances from May 27-July 31, 2011

#### MAJOR LEAGUE DEBUT

5/13/09 with BOS at ANA

#### FIRST ML WIN

8/26/09 with BOS vs. CHW

#### FIRST ML SAVE

6/12/09 with BOS at PHI

**2020:** Named the **Comeback Player of the Year** by both the *Sporting News* and the **Players Association** after making his **first Major League appearances since 2013**.

- Made 23 relief appearances and recorded a career-high six saves in six opportunities ... was the only pitcher in the National League with five or more saves and a perfect save percentage.
- Pitched 1.1 scoreless innings and earned the win in his first appearance of the season, July 25 at Texas ... was his first appearance since April 27, 2013 vs. Houston and his first win since May 29, 2012 vs. Detroit.
- Earned his first save on Aug. 11 vs. Arizona, the sixth of his career and his first since June 5, 2011 vs. Oakland.
- His 2.2 scoreless innings on Sept. 24 at San Francisco were a career high as a reliever ... had four outings of at least 1.1 innings.

**2018-19:** Hired by the **Arizona Diamondbacks** as a **Player Mentor** in **January 2018**, where he served through **2019**.

**2017:** Made **10 appearances for the Double-A Springfield Cardinals**, where he went **0-1 with a 10.38 ERA (8.2 IP, 10 IP) with 19 walks and seven strikeouts**.

- Released by St. Louis on May 15 and signed a Minor League contract with the New York Mets on June 11 ... made one rehab appearance for the GCL Mets after going on the disabled list with a right calf strain, allowed four runs over 0.2 innings.
- Announced his retirement on Oct. 3.

**2016:** Signed with the **Pittsburgh Pirates** as a **Minor League free agent on June 6**.

- Made eight appearances with High-A Palm Beach, where he went 1-2 with a 24.00 ERA (3.0 IP, 8 ER), 13 walks and one strikeout.

**2015:** Signed a **Minor League contract with Chicago-NL on Jan. 24** and received an invite to **Major League Spring Training ... was on the disabled list during the entire regular season with a right calf strain**.

**2014:** Signed a **Minor League contract with Texas on Feb. 3** and received an invite to **Major League Spring Training**.

- Combined for 0.2 innings of work over four appearances, allowing 13 runs on no hits with seven hit batters, nine walks and one strikeout ... was released on June 18.
- Missed two months of the season, April 3-June 3, with a shoulder injury.

BARD

**(BARD, continued)**

**2013: Sent to Double-A Portland to begin the season ... made two appearances for Boston and was later acquired off waivers by Chicago-NL on Sept. 4.**

- Across 13 games, went 0-1 with Portland while posting a 6.39 ERA (12.2 IP, 9 ER).
- Placed on the seven-day DL June 6 with a left hip strain that kept him out for the remainder of the season.
- Elected free agency from Chicago-NL on Dec. 2.

**2012: Posted a career-high five wins over his two stints with the Red Sox, pitching primarily as a starter prior to his June 5 option to Triple-A Pawtucket ... was recalled on Aug. 30 and finished the season as a reliever.**

- Made his first career start in his 193rd Major League appearance on April 10 ... as a starter, went 4-6 with a 5.30 ERA (54.1 IP, 32 ER) across 10 starts ... went 1-0 with a 16.20 ERA (5.0 IP, 9 ER) across seven appearances out of the bullpen.
- Allowed a career-high nine home runs and walked a career-high 43 batters, while striking out a career-low 38.
- Earned a decision in all 10 of his starts, the longest such streak by a Red Sox pitcher to begin a career since Tom Bolton's 11 consecutive decisions, Aug. 3, 1989-Aug. 18, 1990.

**2011: Made 25 consecutive scoreless appearances, May 27-July 31, establishing a new Red Sox record.**

- Ranked fifth among AL relievers in appearances (70) and opponent batting average (.179), while his 74 strikeouts ranked seventh.
- Allowed 5 of 34 inherited runners to score (14.7 percent), the fourth-lowest among qualifying AL relievers ... it was the second-best mark for any Red Sox reliever (min. 30 IR) since 1995, behind Jonathan Papelbon's 13.3 percent mark (4-for-30) in 2008.
- His .136 (15-for-110) batting average against right-handers was the fourth-best among AL pitchers with at least 100 batters faced.
- Hitters went 0-for-12 with bases loaded against him.

**2010: Earned the Fireman of the Year Award from the Boston Chapter of the BBWAA after tying for third among AL relievers with 76 strikeouts.**

- Became the first Boston reliever to pitch at least 70.0 innings while recording an ERA under 2.00 since Dick Radatz in 1963 (132.1 IP, 1.97 ERA).
- Saved a career-high three games: May 19 vs. Minnesota, June 8 at Cleveland and June 18 vs. Los Angeles-NL.

**2009: Made his Major League debut on May 13 at Anaheim and led Major League rookie relievers with 11.49 strikeouts-per-nine innings ... also made his postseason debut in the ALDS at Anaheim.**

- His SO/9 rate was the third-best ratio among AL rookie relievers since Ken Brett's 12.04 mark in 1921.
- Also ranked among AL rookie relievers in strikeouts (63, fourth), opponent batting average (.228, eighth), games pitched (49, seventh) and innings pitched (49.1, ninth).
- His 63 strikeouts tied Hideki Okajima (2007) for fourth among Red Sox rookie relievers since 1921, behind Dick Radatz (143 in 1962), Jonathan Papelbon (75 in 2006) and Ken Brett (70 in 1970).
- Pitched 2.0 scoreless innings in his Major League debut on May 13 at Anaheim and struck out his first batter faced (Mike Napoli).
- Struck out five consecutive batters on May 29 at Toronto, making him the first Red Sox rookie to strike out five straight since Casey Fossum on Aug. 27, 2002 vs. New York-AL.

**2008: Named Boston's Minor League Pitcher of the Year, splitting time between High-A Greenville and Double-A Portland in his second professional season.**

- Pitched more than one inning in 33 of 46 combined appearances, including 11 consecutive games, April 6-May 7, with Single-A Greenville.
- Garnered Red Sox Minor League Pitcher of the Month honors for April after pitching 20.0 scoreless innings and going 1-0 with an organization-best 32 strikeouts over 10 appearances ... his scoreless streak stretched to 22.0 innings and 11 outings before he surrendered two runs on May 7 against Rome.

2020	HIGHS AND LOWS	CAREER
2.2, Sept. 24 at SF.....	<b>Most IP</b> .....	7.0, 2x, last: May 8, 2012 at KC
None.....	<b>Low-hit CG</b> .....	None
2, Sept. 20 vs. LAD.....	<b>Runs</b> .....	5, 5x, last: June 3, 2012 at TOR
2, Sept. 20 vs. LAD.....	<b>ER</b> .....	5, 5x, last: June 3, 2012 at TOR
2, 6x, last: Sept. 20 vs. LAD.....	<b>Hits</b> .....	8, 2x, last: May 2, 2012 vs. OAK
1, 2x, last: Sept. 11 vs. LAA.....	<b>HRs</b> .....	2, 3x, last: May 29, 2012 vs. DET
2, 4x, last: Sept. 24 at SF.....	<b>Walks</b> .....	7, April 16, 2012 vs. TB
2, 8x, last: Sept. 11 vs. LAA.....	<b>Strikeouts</b> .....	7, April 16, 2012 vs. TB
None.....	<b>10+ Strikeout Games</b> .....	None
3, Aug. 29-Sept. 24.....	<b>Win Streak</b> .....	3, Aug. 29-Sept. 24, 2020
2, Aug. 14-22.....	<b>Losing Streak</b> .....	6, Sept. 7, 2011-April 16, 2012



**(BARD, continued)**

**2007: Started 22 games between High-A Lancaster and Single-A Greenville in his first professional season.**

- Made five starts for Lancaster, April 6-27, before being placed on the disabled list on May 2 with an elbow strain.
- Transferred to Greenville on June 5 and held opponents to three earned runs or fewer in each of his first nine outings, June 5-July 20, going 3-1 with a 3.65 ERA (15 ER, 37.0 IP).
- Ranked the #4 prospect in the Boston system by *Baseball America* prior to the season, and was also noted as possessing the best fastball in the system.

**PERSONAL:** Daniel Paul Bard ... son of Paul and Kathy, has two siblings, Jared and Luke.

- Married to Adair, together they have three children: Davis, Sykes and Campbell ... resides in Greenville, S.C. during the offseason.
- His father, Paul, pitched five years in the Minors in the Dodgers and Orioles organizations ... his younger brother, Luke, pitches for the Los Angeles Angels.
- Enjoys fishing and spending time with his kids in his free time.

**HIGH SCHOOL/COLLEGE:** Graduated from Charlotte Christian High School in Charlotte, N.C.

- Attended the University of North Carolina and went 23-12 with a 3.86 ERA (116 ER, 270.1 IP) and 235 strikeouts over three seasons with the Tar Heels.
- Tied his career high in wins (eight), and posted career bests in ERA (3.47) and strikeouts (90) as a Junior in 2006 ... was UNC teammates with LHP Andrew Miller.



@BARDO\_52

**BARD'S CAREER RECORD**

Year	Team	W	L	ERA	G	GS	CG	SHO	GF	SV	IP	H	R	ER	HR	HB	BB	IBB	SO	WP	BK
2007	Greenville	3	5	6.42	17	17	0	0	0	0	61.2	55	49	44	3	7	56	0	38	22	1
	Lancaster	0	2	10.13	5	5	0	0	0	0	13.1	21	23	15	2	1	22	0	9	5	0
2008	Greenville	1	0	0.64	15	0	0	0	3	0	28.0	12	2	2	1	3	4	0	43	0	0
	Portland	4	1	1.99	31	0	0	0	14	7	49.2	30	14	11	3	3	26	0	64	8	0
2009	Pawtucket	1	0	1.13	11	0	0	0	8	6	16.0	6	2	2	2	1	5	0	29	0	0
	<b>BOSTON</b>	2	2	3.65	49	0	0	0	12	1	49.1	41	24	20	5	3	22	3	63	1	1
2010	<b>BOSTON</b>	1	2	1.93	73	0	0	0	12	3	74.2	45	18	16	6	2	30	3	76	2	0
2011	<b>BOSTON</b>	2	9	3.33	70	0	0	0	10	1	73.0	46	29	27	5	2	24	3	74	2	1
2012	<b>BOSTON</b>	5	6	6.22	17	10	0	0	2	0	59.1	60	42	41	9	8	43	1	38	1	2
	Pawtucket	3	2	7.03	31	1	0	0	1	0	32.0	31	29	25	2	10	29	0	32	9	0
2013	GCL Red Sox	0	0	10.80	2	0	0	0	0	0	1.2	1	2	2	0	0	6	0	1	2	0
	Lowell	0	0	0.00	1	0	0	0	0	0	1.0	0	0	0	0	0	4	0	2	1	0
	Portland	0	1	6.39	13	0	0	0	0	0	12.2	13	11	9	1	0	17	0	6	8	0
	<b>BOSTON</b>	0	0	9.00	2	0	0	0	1	0	1.0	1	1	1	0	0	2	0	1	0	0
2014	Hickory	0	0	175.50	4	0	0	0	0	0	0.2	0	13	13	0	7	9	0	1	0	0
2015	Did not pitch	-	-	-	-	-	-	-	-	-	-	-	-	-	-	-	-	-	-	-	-
2016	Palm Beach	1	2	24.00	8	0	0	0	0	0	3.0	3	8	8	0	5	13	0	1	6	0
2017	Springfield	0	1	10.38	10	0	0	0	3	0	8.2	6	10	10	0	2	19	0	7	4	0
	GCL Mets	0	0	54.00	1	0	0	0	0	0	0.2	0	4	4	0	2	5	0	0	3	0
2020	<b>COLORADO</b>	4	2	3.65	23	0	0	0	10	6	24.2	22	10	10	2	3	10	2	27	1	0
<b>Minor League Totals</b>		13	14	5.70	149	23	0	0	29	13	229.0	178	167	145	14	41	215	0	233	68	1
<b>Major League Totals</b>		14	21	3.67	234	10	0	0	47	11	282.0	215	124	115	27	18	131	12	279	7	4

Year	Team	AVG	G	AB	R	H	2B	3B	HR	RBI	SAC	SF	HBP	BB	IBB	SO	SB	CS	GIDP	OBP	SLG	
2012	<b>BOSTON</b>	.000	17	2	0	0	0	0	0	0	0	0	0	0	0	0	0	0	0	0	.000	.000
<b>Major League Totals</b>		.000	17	2	0	0	0	0	0	0	0	0	0	0	0	0	0	0	0	0	.000	.000

**BARD'S CAREER POSTSEASON RECORD**

Year	Series	Team	Opp	W	L	ERA	G	GS	CG	SHO	GF	SV	IP	H	R	ER	HR	HB	BB	IBB	SO	WP	BK	
2009	ALDS	BOS	LAA	0	0	0.00	2	0	0	0	0	1	0	3.0	0	0	0	0	0	0	0	4	0	0
<b>Postseason Totals</b>				0	0	0.00	2	0	0	0	0	1	0	3.0	0	0	0	0	0	0	0	4	0	0

**BARD'S CAREER FIELDING**

Pos.	G	GS	INN	TC	PO	A	E	DP	PCT
P	234	10	282.0	56	27	23	6	5	.893

**BARD'S CAREER TRANSACTIONS**

- 2006: Selected by Boston in the first round (28th overall) of the First-Year Player Draft.
- 2013: Designated for assignment, Sept. 1; acquired off waivers by Chicago-NL, Sept. 4.
- 2014: Signed by Texas as a Minor League free agent, Jan. 31; released, June 19.
- 2015: Signed by Chicago-NL as a Minor League free agent, Jan. 18.
- 2016: Signed by Pittsburgh as a Minor League free agent, Jan. 11; signed by St. Louis as a Minor League free agent, June 6.
- 2017: Signed by New York-NL as a Minor League free agent, June 11.
- 2020: Signed by Colorado as a Minor League free agent, Feb. 21.

# 13

Ht: 6-4      Wt: 223      B/T: L/R  
**Opening Day Age:** 28  
**Born:** Nov. 9, 1992 in Memphis, Tenn.  
**Major League Service:** 4.095  
**Contract:** Through 2021  
**Obtained:** Signed as a Minor League free agent, Feb. 11, 2021



## GREG BIRD

INFIELDER / NON-ROSTER INVITEE

BIRD

### CAREER HIGHLIGHTS

- Colorado native and Grandview High School graduate has appeared in 186 games over five Major League seasons, all with the Yankees from 2015-19
- Has been hampered by several injuries throughout his career ... missed a majority of the 2019 season with a left plantar fascia tear ... missed time for surgeries on his right ankle in 2017 and 2018, and missed the entire 2016 season following right shoulder surgery
- Hit 11 home runs his rookie season with the Yankees in 2015, all after his debut on Aug. 13, the most home runs in a rookie season after debuting in August or later in franchise history
- Originally selected by the Yankees in the fifth round of the the 2011 First-Year Player Draft

#### MAJOR LEAGUE DEBUT

8/13/15 with NYY at CLE

#### FIRST ML HIT

8/15/15 at TOR

#### FIRST ML HOME RUN

8/19/15 vs. MIN (Ervin Santana)

### 2020: Spent the season with the Texas Rangers and Philadelphia Phillies organizations.

- Signed a Minor League contract with Texas on Feb. 4, 2020 ... had his contract selected from the alternate site on July 31 ... did not appear in a game before being placed on the 10-day injured list on Aug 4 with a strained right calf.
- Reinstated from the injured list and designated for assignment on Aug. 11 ... became a free agent on Aug. 14.
- Signed a Minor League contract with Philadelphia on Sept. 15 and spent the remainder of the 2020 season at the Phillies' alternate site.

### 2019: Started 10 of the first 14 games of the season for the Yankees before missing the remainder of the season with a left plantar fascia tear.

- Hit his first career Opening Day home run on March 28 vs. Baltimore.
- Went 1-for-13 across his last four games, playing his final game on April 13 vs. Chicago-AL.
- Placed on the 10-day injured list on April 16 (retroactive to April 14) ... transferred to the 60-day IL on May 12.
- Returned to play in seven games for the Gigantes in the Dominican Winter League, going 3-for-24 with one RBI.

### 2018: Set career highs in games (82), hits (54), doubles (16) home runs (tied, 11), RBI (38) and walks (30).

- Began the year on the 10-day IL after undergoing surgery to remove a small broken spur on the outside of his right ankle on March 27.
- Of his 54 hits, 28 went for extra bases ... four of his 11 home runs tied the game or gave the Yankees the lead.
- Recorded his second career multi-home run game on June 29 vs. Boston ... also hit two grand slams: July 11 at Baltimore and Aug. 19 vs. Toronto.
- Was not on the Yankees' AL Wild Card Game or ALDS playoff rosters.

### 2017: Appeared in 48 games with the Yankees despite two stints on the injured list.

- Placed on the 10-day IL on May 2 with a right ankle bruise ... played in 12 rehab games June 1-14, before returning to the IL on June 15 with a right knee contusion ... was transferred to the 60-day IL on June 29 and underwent surgery on July 18 to remove the os trigonum bone in his right ankle.
- Activated on Aug. 28 and recorded 25 RBI in 29 games through the rest of the year.
- Recorded at least one extra-base hit and one RBI in seven straight games Sept. 20-29, tied for the third-longest such streak in Yankees history.
- Batted .244 with three home runs and six RBI in 12 playoff games ... homered in ALDS Games 2 and 3 vs. Cleveland, the first Yankee to homer in consecutive postseason games since Robinson Canó in 2010 ALCS Games 4 and 5 vs. Texas

**(BIRD, continued)**

**2016: Missed the entire season recovering from right shoulder labrum surgery, performed on Feb. 2 by Dr. David Altchek in New York City.**

- Following the season, played for Scottsdale in the Arizona Fall League, batting .215 with one home run and 10 RBI in 17 games.

**2015: Appeared in 46 games after making his Major League debut on Aug. 13 at Cleveland.**

- Had his contract selected on Aug. 13 and made his debut that day, going 0-for-5.
- Led the Yankees in home runs and tied for the lead in RBI from Aug. 13 through the end of the season ... his 11 home runs were the most in franchise history in his first Major League season after debuting in August or later, surpassing Steve Whitaker in 1966.
- Singled off LaTroy Hawkins for his first hit, Aug. 15 at Toronto ... hit his first two home runs off Ervin Santana Aug. 19 vs. Minnesota.
- Hit eight home runs in September, the most in a month by a Yankees rookie since Shane Spencer in Sept. 1988.
- Went 1-for-3 in a start at first base in the Yankees' Wild Card loss to Houston.
- Combined to bat .277 with 12 home runs and 52 RBI in 83 games between Double-A Trenton and Triple-A Scranton/Wilkes-Barre ... missed time from May 8-June 4 with a right shoulder injury.

**2014: Combined to bat .271 with 14 home runs and 43 RBI in 102 games with High-A Tampa and Double-A Trenton.**

- Named the Arizona Fall League MVP after batting .313 with six home runs and 21 RBI in 26 games with Scottsdale ... was also named as an AFL Rising Star and was the MVP of the Fall Stars Game.
- Picked by *Baseball America* as the fourth-ranked prospect in the Yankees organization at season's end.

**2013: Led the Low-A South Atlantic League in on-base percentage (.429) and was among the league leaders in extra base hits (59, 2nd), RBI (84, T-2nd) runs (84, 3rd), doubles (36, 5th) and batting average (.288, 6th).**

**2012: Combined to bat .337 with two home runs and 13 RBI in 28 games between Short-Season Staten Island and the Rookie Level GCL Yankees.**

**2011: Made his professional debut on Aug. 22 with the GCL Yankees, going 1-for-12 in four games.**

**PERSONAL:** Gregory Paul Bird ... was born in Memphis, Tenn., before moving to Colorado at the age of 10.



**HIGH SCHOOL:** Was a catcher at Grandview High School (graduated in 2011) ... batted .553 with 12 home runs and 38 RBI as a senior and was named the 2011 Gatorade Colorado High School Player of the Year ... participated in the Under Armour All-America Game in 2010 ... had committed to play at the University of Arkansas before signing with the Yankees.

2019	HIGHS AND LOWS	CAREER
1, 6x, last: April 10 at HOU.....	<b>Hits</b> .....	3, 2x, last: Sept. 29, 2017 vs. MIN
1, March 28 vs. BAL.....	<b>Home Runs</b> .....	2, 2x, last: June 29, 2018 vs. BOS
1, March 28 vs. BAL.....	<b>RBI</b> .....	4, 5x, last: Aug. 19, 2018 vs. TOR
4, April 1-6.....	<b>Hit Streak</b> .....	8, 3x, last: July 7-14, 2018
2, March 31 vs. BAL.....	<b>Runs</b> .....	3, Aug. 30, 2015 at ATL
None.....	<b>Doubles</b> .....	2, 2x, last: Aug. 11, 2018 vs. TEX
None.....	<b>Triples</b> .....	1, June 1, 2018 at BAL
4, March 28 vs. BAL.....	<b>Total Bases</b> .....	8, 2x, last: June 29, 2018 vs. BOS
2, 3x, last: April 10 at HOU.....	<b>Walks</b> .....	3, April 29, 2017 vs. BAL
4, April 8 at HOU.....	<b>Strikeouts</b> .....	4, April 8, 2019 at HOU
None.....	<b>Stolen Bases</b> .....	No stolen bases

**(BIRD, continued)**

**BIRD'S CAREER RECORD**

Year	Team	AVG	G	AB	R	H	2B	3B	HR	RBI	SAC	SF	HBP	BB	IBB	SO	SB	CS	GIDP	OBP	SLG
2011	GCL Yankees	.083	4	12	0	1	0	0	0	0	0	0	0	1	0	4	0	0	1	.154	.083
2012	GCL Yankees	.286	17	49	9	14	2	1	0	5	0	1	1	11	0	13	0	0	0	.419	.367
	Staten Island	.400	11	40	4	16	4	0	2	8	0	0	1	6	1	10	0	0	1	.489	.650
2013	Charleston	.288	130	458	84	132	36	3	20	84	0	2	6	107	4	132	1	1	9	.428	.511
2014	Tampa	.377	75	274	36	76	22	1	7	32	0	5	1	45	3	70	1	0	5	.375	.442
	Trenton	.253	27	95	16	24	8	0	7	11	0	1	2	18	0	27	0	0	0	.379	.558
2015	<b>NEW YORK-AL</b>	<b>.261</b>	<b>46</b>	<b>157</b>	<b>26</b>	<b>41</b>	<b>9</b>	<b>0</b>	<b>11</b>	<b>31</b>	<b>0</b>	<b>1</b>	<b>1</b>	<b>19</b>	<b>0</b>	<b>53</b>	<b>0</b>	<b>0</b>	<b>1</b>	<b>.343</b>	<b>.529</b>
	Scranton/WB	.301	34	136	15	41	7	1	6	23	0	2	1	11	0	27	0	0	1	.353	.500
	Trenton	.258	49	182	29	47	16	0	6	29	0	1	5	24	1	30	1	1	4	.358	.445
2016	Did not play (injured)	-	-	-	-	-	-	-	-	-	-	-	-	-	-	-	-	-	-	-	-
2017	<b>NEW YORK-AL</b>	<b>.190</b>	<b>48</b>	<b>147</b>	<b>20</b>	<b>28</b>	<b>7</b>	<b>0</b>	<b>9</b>	<b>28</b>	<b>0</b>	<b>2</b>	<b>2</b>	<b>19</b>	<b>0</b>	<b>42</b>	<b>0</b>	<b>0</b>	<b>2</b>	<b>.288</b>	<b>.422</b>
	Scranton/WB	.298	15	47	12	14	4	0	3	7	0	1	0	11	0	9	0	0	2	.424	.574
	Tampa	.353	6	17	2	6	2	0	0	3	0	0	0	5	0	1	0	0	0	.500	.471
2018	<b>NEW YORK-AL</b>	<b>.199</b>	<b>82</b>	<b>272</b>	<b>23</b>	<b>54</b>	<b>16</b>	<b>1</b>	<b>11</b>	<b>38</b>	<b>0</b>	<b>4</b>	<b>5</b>	<b>30</b>	<b>1</b>	<b>78</b>	<b>0</b>	<b>0</b>	<b>4</b>	<b>.286</b>	<b>.386</b>
	Scranton/WB	.250	4	16	3	4	0	0	2	5	0	0	0	2	0	7	0	0	0	.333	.625
	Trenton	.133	5	15	5	2	0	0	1	1	0	0	0	5	0	2	0	0	0	.350	.333
	Tampa	.250	3	8	1	2	0	0	0	2	0	0	0	3	0	2	0	0	0	.455	.250
2019	<b>NEW YORK-AL</b>	<b>.171</b>	<b>10</b>	<b>35</b>	<b>6</b>	<b>6</b>	<b>0</b>	<b>0</b>	<b>1</b>	<b>1</b>	<b>0</b>	<b>0</b>	<b>0</b>	<b>6</b>	<b>0</b>	<b>16</b>	<b>0</b>	<b>0</b>	<b>1</b>	<b>.293</b>	<b>.257</b>
2020	Alternate training site	-	-	-	-	-	-	-	-	-	-	-	-	-	-	-	-	-	-	-	-
<b>Major League Totals</b>		<b>.211</b>	<b>186</b>	<b>611</b>	<b>75</b>	<b>129</b>	<b>32</b>	<b>1</b>	<b>32</b>	<b>98</b>	<b>0</b>	<b>7</b>	<b>8</b>	<b>74</b>	<b>1</b>	<b>189</b>	<b>0</b>	<b>0</b>	<b>8</b>	<b>.301</b>	<b>.424</b>
<b>Minor League Totals</b>		<b>.281</b>	<b>380</b>	<b>1349</b>	<b>216</b>	<b>379</b>	<b>101</b>	<b>6</b>	<b>54</b>	<b>210</b>	<b>0</b>	<b>13</b>	<b>17</b>	<b>249</b>	<b>9</b>	<b>334</b>	<b>3</b>	<b>2</b>	<b>23</b>	<b>.396</b>	<b>.485</b>

BIRD

**BIRD'S CAREER TRANSACTIONS**

- 2011: Selected by New York-AL in the fifth round of the 2011 First-Year Player Draft.
- 2016: Placed on the 15-day injured list (torn right labrum), April 3; transferred to the 60-day IL, May 14; reinstated from the 60-day IL, Oct. 10.
- 2017: Placed on the 10-day injured list (right ankle bruise), May 2; send to Minors for rehabilitation (Scranton/WB), June 1; recalled from Minors rehab, June 15; transferred to the 60-day IL, June 29; sent to Minors for rehab, Aug. 16; reinstated from the 60-day IL, Aug. 26.
- 2018: Placed on the 10-day injured list (right ankle surgery), March 29; sent to Minors for rehabilitation (Scranton/WB), May 10; reinstated from the 10-day IL, May 26.
- 2019: Placed on the 10-day injured list (left plantar fascia tear), April 16; transferred to the 60-day IL, May 12; reinstated from the 60-day IL, Nov. 4; designated for assignment, Nov. 20; outrighted to Minors and declared free agency, Nov. 27.
- 2020: Signed by Texas as a Minor League free agent, Feb. 4; placed on the 10-day injured list (strained right calf), Aug. 4; reinstated from the 10-day IL and designated for assignment, Aug. 11; outrighted to Minors and declared free agency, Aug. 14; signed by Philadelphia as a Minor League free agent, Sept. 15.
- 2021: Signed by Colorado as a Minor League free agent, Feb. 11.



# 19

Ht: 6-3      Wt: 220      B/T: L/L  
**Opening Day Age:** 34  
**Born:** July 1, 1986 in Dallas, Texas  
**Major League Service:** 8.102  
**Contract:** Through 2021, player options for 2022, 2023  
**Obtained:** Selected in the second round of the 2008 First-Year Player Draft



## CHARLIE BLACKMON

OUTFIELDER

BLACKMON

### CAREER HIGHLIGHTS

- Four-time All-Star (2014, 2017-19) and two-time Silver Slugger (2016-17)
- Since 2014, ranks second in the Majors and leads the National League with 1,178 hits ... over that span, also ranks among Major League leaders in runs (685, 2nd), games played (958, 3rd) and batting average (.305, 4th, min. 2000 plate appearances)
- Ranks third in franchise history in triples (48), fourth in runs scored (744), hits (1,311) and games played (1,119), sixth in doubles (239), eighth in home runs (178) and ninth in RBI (553)
- Has 18 career hitting streaks of 10 or more games, the second most in franchise history behind Todd Helton's franchise record of 25
- In 2018, recorded his third-straight season with at least 100 runs scored and 25 home runs ... joined Willie Mays and Duke Snider as the only NL center fielders with three consecutive 100/25 seasons (had a fourth 100/25 season in 2019 after transitioning to right field)
- Captured his first career National League Batting Title in 2017, after batting a career-high .331 ... also set career highs in games played (159), runs (137), hits (213), triples (14), home runs (37), RBI (104), walks (65), on-base percentage (.399) and slugging percentage (.601)
- Set a Major League record in 2017 with 103 RBI from the leadoff position
- His 36 career leadoff home runs tied for the second-most in the Majors since 2011, the most in the NL ... also the third-most leadoff home runs by a National League player all-time
- In 2015, stole a career-high 43 bases, the most by a Rockie since 2008 and the fifth-highest total in franchise history

#### MAJOR LEAGUE DEBUT

6/7/11 at SD

#### FIRST ML HIT

6/8/11 at SD (single, Dustin Mosely)

#### FIRST ML HOME RUN

7/1/11 vs. KC (Joakim Soria)

### 2020: Ranked among National League leaders in multi-hit games (21, T-3rd), RBI (42, T-5th) and hits (67-6th)

- Named a finalist for the Rawlings Gold Glove in right field for the first time in his career.
- Batted .375 vs. left-handed pitching, tied for the sixth-highest average in MLB, tied for the third-highest in the NL and the highest average by a left-handed batter against left-handed pitching.
- Batted .500 (34-for-68) in the first 17 games of the season through Aug. 11, the fifth player in the last 50 years to bat .500 or better through his first 17 games ... joined Barry Bonds (2004, San Francisco), Rod Carew (1983, California), Tony Perez (1970, Cincinnati) and Larry Walker (1997, Colorado) ... was the first player since Walker in 1997 (.507, 34-for-67) to hit .500 or better through his first 66 (or more) at-bats of the season.
- Was 0-for-8 over his first two games of the season before a 15-game hitting streak from July 26-Aug. 11 ... batted .567 (34-for-60) over the streak, the highest average across a streak of at least 15 games since Lance Berkman hit .586 in May 2008 ... recorded 31 hits over a 13-game span, July 29-Aug. 11, the second player in franchise history to record at least 30 hits over a 13-game span (also: Andres Galarraga, May 31-June 15, 1993).
- The hitting streak was his 18th career streak of at least 10 games, passing Larry Walker for the second-most such streaks in franchise history, trailing Todd Helton's 25 hitting streaks of at least 10 games.
- Hit a walk-off grand slam on Sept. 11 vs. Los Angeles-AL, the second walk-off grand slam in franchise history (also: Ryan Spilborghs, Aug. 24, 2009 vs. San Francisco) ... was his third career walk-off home run (last: April 19, 2019 vs. Philadelphia) ... recorded a career-high-tying five RBI in the game (third time, last: May 31, 2016 vs. Cincinnati).
- Hit two grand slams (also: Aug. 26 at Arizona), the second and third of his career ... first Rockies player since Carlos González in 2016 to have multiple grand slams in a single season.
- The grand slam on Sept. 11 was also his 100th career home run at Coors Field, the eighth player in franchise history to reach the mark.
- Batted .216 (33-for-153) from Aug. 12 through the end of the season.

**(BLACKMON, continued)****2019: An All-Star for the fourth time (third consecutive), and became the eighth player in Rockies history to be named an All-Star three years in a row.**

- Became the sixth player in Rockies history with four or more consecutive seasons of 25 or more home runs, joining Nolan Arenado, Dante Bichette, Vinny Castilla, Andres Galarraga and Todd Helton.
- Converted to right field, where he played 135 games ... ranked first in the NL, second in MLB, batting .385 (42-for-109) with runners in scoring position.
- Finished among NL leaders in extra-base hits (81-T3), doubles (42-4th, career high), hits (182-4th), triples (7-T4), runs (112-5th), batting average (.314-6th), slugging percentage (.576-7th), and OPS (.940-8th).
- Tied for second in the Majors in 4+-hit games (five) and led in 3+-hit contests (21).
- Hit a go-ahead, three-run home run in the 16th inning on Sept. 24 at San Francisco, tied for the latest home run by inning in franchise history (also: Nolan Arenado, Sept. 15, 2015 at Los Angeles-NL).
- Slashed .379/.435/.739 in 66 home games, reaching base safely in 58.
- His six leadoff home runs tied for third in the NL ... his 36 career leadoff home runs rank ninth in MLB history (fourth among active players), third in the NL behind Jimmy Rollins (46) and Craig Biggio (53).
- Had at least three hits in six straight home games June 13-28, the longest home hitting streak of its kind in Major League history.
- NL Player of the Month for June, his second career Player of the Month honor ... ranked first in the NL in batting average (.412), first in slugging percentage (.835) and first in runs scored (30) ... ranked second in home runs (10), tied for second in hits (40) and fifth in RBI (25).
- Named the NL Player of the Week for the week ending June 16, his sixth career Player of the Week honor ... his six Player of the Week Awards are tied with Arenado, Bichette and Helton for the most in franchise history ... batted .568 (21-for-37) with 12 runs scored, four doubles, one triple, six home runs and 15 RBI over the week ... according to *Elias*, he became the fourth player since 1900 to log at least 20 hits and five home runs over a seven-game span, joining Tim Salmon (1994), Bill Terry (1932) and Al Simmons (1932).
- Reached base in his first 32 home games (April 5-July 3) ... hit safely in 28 straight home games, (April 18-July 3), the third-longest home hitting streak in club history.

**2018: Signed a six-year contract with the Rockies, including two player options, on April 4.**

- Started in center field all four postseason games ... went 2-for-15 (.133) with one run, one RBI and one walk.
- Led the NL with 119 runs, his second straight season leading the National League in runs ... tied for fourth in the league with a team-high 182 hits, and finished tied for seventh with 51 multi-hit games.
- Recorded his third straight season with at least 100 runs scored and 25 home runs ... joined Willie Mays and Duke Snider as the only NL center fielders with three consecutive 100/25 seasons.
- Hit for his first career cycle, the ninth in Rockies history, in the 162nd game of the season ... first cycle in the 162nd game of the season in Major League history.
- His 17-game hitting streak Sept. 8-25 tied for the longest hitting streak in the National League in 2018, and was the longest by a Rockies player since Carlos González's 19-game streak in 2016.
- Hit his first career walk-off home run on July 25 vs. Houston in the 3-2 Rockies win ... it was his second career walk-off RBI (also: Sept. 1, 2014 vs. San Francisco).

**2017: Became the first center fielder to win the National League Batting Title since Willie McGee with the St. Louis Cardinals in 1990.**

- Won his second consecutive Silver Slugger Award after leading the Major Leagues in hits (213), runs (137), triples (14) and total bases (387).
- Set career highs in batting average (.331), games (159), runs, hits, triples (14), home runs (37), total bases, RBI (104), walks (65), on-base percentage (.399) and slugging percentage (.601).
- Set a Major League record with 103 RBI from the leadoff position, surpassing Darin Erstad's previous mark of 100 set with the Angels in 2000.
- His 86 extra-base hits were the third most by a leadoff hitter in Major League history and the highest ever by an NL leadoff hitter.
- His 383 total bases from the leadoff position were also the most all-time ... his 37 home runs were the third most all-time by a leadoff hitter, trailing Alfonso Soriano's 38 in 2002 with the Yankees and 39 in 2006 with the Nationals.
- His 68 multi-hit games were a franchise record and the most in the NL since 2004 (Mark Loretta, Juan Pierre).
- Named the National League Player of the Month in May, after batting .359 with 24 runs, six doubles, five triples, six home runs and 22 RBI ... led the NL in hits, batting average and triples, tied for the lead in extra-base hits and finished fifth in RBI ... his 42 hits tied the club record for hits in the month of May.
- Named the National League Player of the Week for May 22-28, after hitting .400 (12-for-30) with three home runs, 12 RBI, six runs scored, a double, a triple, and a stolen base over seven games.
- Voted by the fans as the starting center fielder for the NL in the All-Star Game, his second career All-Star selection and first career start ... participated in the Home Run Derby and hit 14 home runs.

**(BLACKMON, continued)**

**2016:** Won his first career Silver Slugger after setting then-career highs in runs (111), hits (187), home runs (29), RBI (82), batting average (.324), on-base percentage (.381) and slugging percentage (.552).

- Led NL outfielders in batting average, slugging percentage, hits and runs.
- His 29 home runs as a leadoff hitter were the most in Major League Baseball and the most in the National League since Alfonso Soriano and Hanley Ramirez hit 29 and 32 home runs, respectively, in 2008 ... the 29 home runs were tied for the seventh most by a leadoff hitter in NL history (now tied for ninth).
- Led MLB with 10 leadoff home runs ... became the fifth player in Major League history to record double-digit leadoff home runs in a season, the third in National League history (Alfonso Soriano, 12, 2007; Bobby Bonds, 11, 1973).
- Hit five home runs in the three-game series at Philadelphia, Aug. 12-14, the most in a three-game series by a Rockies player and tied for the most in any series in franchise history (Todd Helton, Aug 13-15 vs. Montreal, five-game series).

**2015:** His 43 stolen bases were third in the Majors behind Miami's Dee Gordon (58) and Cincinnati's Billy Hamilton (57).

- His 43 stolen bases ranked third in the NL and were the fifth most in a single season in club history ... fourth player in Rockies history to steal 40 or more bases in a season (sixth time overall) ... first Rockie to steal 40 or more bases since Willy Taveras stole 68 in 2008.
- Tied for the team lead in games (157), while leading the Rockies in triples (9) and on-base percentage (.347).
- Hit six leadoff home runs, four on the road and two at home.
- Eight assists in center field tied for most among NL center fielders.

**2014:** Earned his first selection to the National League All-Star roster in his first full season in the Major Leagues.

- Voted to the All-Star team via the player vote ... went 0-for-2 in the game and played center field as a reserve.
- Played the majority of the season as the Rockies' leadoff hitter ... led all NL players from the leadoff spot in RBI (69) and was second in home runs (19).
- On the Rockies' Opening Day roster for the first time in his career, and made the start in the Rockies' home opener, April 4 vs. Arizona ... went 6-for-6 with three doubles, one home run, five RBI and four runs ... the six hits tied a Rockies record originally set by Andres Galarraga (6-for-6, July 3, 1995 vs. Houston) ... became the 10th player since 1920, when RBI became an official statistic, to go 6-for-6 or better with that many RBI and runs scored in a game.
- Had three games of 5-for-5 or better ... went 5-for-5 July 12 vs. Minnesota and 5-for-5 Sept. 17 vs. Los Angeles-NL ... according to *Elias*, he was the fifth player since 1900 to record at least three games of 5-for-5 or better, joining Hall of Famers Ty Cobb (1922), Tris Speaker (1923), Stan Musial (1948) and Tony Gwynn (1993), plus Ichiro Suzuki in 2004.

**2013:** Split the season between Triple-A Colorado Springs, where he began the campaign, and the Rockies.

- Played in 82 games for the Rockies, batting .309 (76-for-246) with 35 runs, 17 doubles, two triples, six home runs, 22 RBI, seven walks, and seven stolen bases in seven attempts.
- His nine doubles in September were tied with teammate Todd Helton for the fifth most in the NL.

**2012:** Began the season on the 15-day disabled list with turf toe in his left big toe, then spent the first four and a half months in the Minors prior to his recall from Triple-A on Aug. 18.

- Batted .289 (83-for-287) with 23 doubles, four triples, six home runs and 37 RBI in 76 Minor League games between Short-Season Tri-City and Triple-A Colorado Springs.

**2011:** Made his Major League debut June 7 at San Diego and played in 27 games for the Rockies in his first big league stint.

- Hit his first career home run July 1 vs. Kansas City off Joakim Soria, a pinch-hit home run on his 25th birthday.
- Finished the season on the 60-day disabled list with a right foot fracture suffered July 7 at Atlanta while rounding second base.

**2010:** Spent the entire season at Double-A Tulsa as the club's regular center fielder, batting .297 (100-for-337) with 22 doubles, four triples, 11 home runs and 55 RBI in 86 games.

- Missed nearly all of the first two months of the season due to injury and did not make his 2010 debut until May 31 at Frisco.

**2009:** Played his entire second professional season with High-A Modesto in the California League.

- Led the Nuts in batting average (.307), RBI (69), stolen bases (30) and runs scored (30).

**(BLACKMON, continued)**

**2008:** In his first professional season, led Short-Season Tri-City with a .338 (98-for-290) batting average.


- Named to the Northwest League Post-Season All-Star team ... named the 10th-best prospect in the Northwest League after the season by *Baseball America* ... also tabbed by the same publication as the Rockies' 10th-best prospect.

**PERSONAL:** Charles Cobb Blackmon ... son of Myron and Ellen Blackmon ... he has one younger sister, Katie ... he and his wife Ashley reside in Atlanta, Ga., in the offseason.

- Born in Dallas, Texas, but was raised in Suwanee, Ga.
- He and his father participated together in the 2016 Rockies Fantasy Camp at Salt River Fields.
- He is a big fan of *Star Wars*.
- Enjoys the outdoors and fishing in his free time.

**HIGH SCHOOL/COLLEGE:** Attended North Gwinnett High School, where he played baseball, basketball and football ... three-time Academic Player of the Year.

- A Dean's List student at Young Harris College, where he pitched and helped lead the Mountain Lions to back-to-back GJCAA titles.
- Transferred to Georgia Tech, where he made the full-time transition from pitcher to outfielder ... earned his bachelor' degree in business administration with a concentration in finance from Georgia Tech in the fall of 2011 (while on the disabled list with a broken foot).



**GAMES PLAYED, ROCKIES FRANCHISE HISTORY**

Player	G
1. Todd Helton	2,247
2. Carlos González	1,247
3. Larry Walker	1,170
4. <b>Charlie Blackmon</b>	1,119
5. Vinny Castilla	1,098

**HITS, ROCKIES FRANCHISE HISTORY**

Player	Hits
1. Todd Helton	2,519
2. Larry Walker	1,361
3. Carlos González	1,330
4. <b>Charlie Blackmon</b>	1,311
5. Dante Bichette	1,278

**HOME RUNS, ROCKIES FRANCHISE HISTORY**

Player	HR
1. Todd Helton	369
2. Larry Walker	258
3. Vinny Castilla	239
4. Nolan Arenado	235
5. Carlos González	227
6. Dante Bichette	201
7. Troy Tulowitzki	188
8. <b>Charlie Blackmon</b>	178
9. Andres Galarraga	172
10. <b>Trevor Story</b>	134

**RBI, ROCKIES FRANCHISE HISTORY**

Player	RBI
1. Todd Helton	1,406
2. Larry Walker	848
3. Dante Bichette	826
4. Nolan Arenado	760
5. Carlos González	749
6. Vinny Castilla	745
7. Troy Tulowitzki	657
8. Andres Galarraga	579
9. <b>Charlie Blackmon</b>	553
10. Matt Holliday	486

**2020**

**HIGHS AND LOWS**

**CAREER**

4, Aug. 10 vs. ARI.....	<b>Hits</b> .....	6, April 4, 2014 vs. ARI
1, 6x, last: Sept. 11 vs. LAA.....	<b>Home Runs</b> .....	3, Aug. 12, 2016 at PHI
5, Sept. 11 vs. LAA.....	<b>RBI</b> .....	5, 3x, last: Sept. 11, 2020 vs. LAA
15, 3x, last: July 26-Aug. 11.....	<b>Hit Streak</b> .....	17, Sept. 8-25, 2018
3, Aug. 10 vs. ARI.....	<b>Runs</b> .....	4, 5x, last: July 11, 2018 vs. ARI
2, 2x, last: Sept. 23 at SF.....	<b>Doubles</b> .....	3, 3x, last: Sept. 2, 2019 at LAD
1, Aug. 15 vs. TEX.....	<b>Triples</b> .....	1, 47x, last: June 27, 2019 vs. LAD
6, 3x, last: Sept. 5 at LAD.....	<b>Total Bases</b> .....	12, 3x, last: June 13, 2019 vs. SD
2, 3x, last: Sept. 12 vs. LAA.....	<b>Walks</b> .....	3, 3x, last: Aug. 27, 2018 at LAA
2, 8x, last: Sept. 22 at SF.....	<b>Strikeouts</b> .....	4, 2x, last: July 7, 2018 at SEA
1, 2x, last: Sept. 22 at SF.....	<b>Stolen Bases</b> .....	3, May 25, 2015 at CIN



**(BLACKMON, continued)****CAREER AWARDS**

<b>All-Star</b>	2014 (NL) 2017 (NL) 2018 (NL) 2019 (NL)
<b>National League Batting Title</b>	2017
<b>Silver Slugger</b>	2016 2017
<b>MLBPAA Heart and Hustle Award</b>	2016 2017
<b>National League Player of the Month</b>	May, 2017 June, 2019
<b>National League Player of the Week</b>	9/23/13 4/7/14 6/26/16 8/14/16 5/28/17 6/16/19

**PINCH-HIT HOME RUNS (2)**

Date	Opp.	Inning	Pitcher
7/1/11	KC	8	Joakim Soria
8/6/13	at NYM	6	Jenny Mejia

**INSIDE-THE-PARK HOME RUNS (2)**

Date	Opp.	Inning	Pitcher
4/21/17	SF	4	J. Cueto
7/16/17	at NYM	7	C. Bradford

**MULTI-HOME RUN GAMES (12)**

No.	Date	Opp.	Pitcher(s)
2	4/21/14	SF	R. Vogelsong / J. Gutierrez
2	5/3/15	at SD	J. Shields / C. Kimbrel
3	8/12/16	at PHI	J. Thompson / E. Ramos/ D. Hernandez
2	5/31/16	CIN	J. Moscot / J. Diaz
2	6/21/16	at NYY	I. Nova
2	8/14/16	at PHI	S. González / D. Hernandez
2	8/27/16	at WSH	A. Cole / Y. Petit
2	5/23/17	at PHI	Z. Eflin
2	3/31/18	at ARI	Z. Greinke / F. Salas
2	9/9/18	LAD	R. Hill / C. Ferguson
2	5/12/19	SD	N. Margevicius
2	6/13/19	SD	M. Strahm / G. Reyes

**LEADOFF HOME RUNS (36)**

Date	Opp.	Pitcher
9/24/13	BOS	John Lackey
5/6/14	TEX	Robbie Ross
5/10/14	at CIN	Alfredo Simon
6/5/14	ARI	Bronson Arroyo
7/9/14	SD	Eric Stults
9/24/14	at SD	Joe Wieland
5/3/15	at SD	James Shields
6/14/15	at MIA	Dan Haren
7/3/15	at ARI	Chase Anderson
8/4/15	SEA	Vidal Nuno
8/24/15	at ATL	Julio Teheran
9/20/15	SD	James Shields
5/3/16	at SD	Andrew Cashner
5/30/16	CIN	Dan Straily
5/31/16	CIN	Jon Moscot
6/21/16	at NYY	Ivan Nova
6/25/16	ARI	Shelby Miller
8/6/16	MIA	Andrew Cashner
8/9/16	TEX	A.J. Griffin
8/11/16	at TEX	Lucas Harrell
9/14/16	at ARI	Rubby De La Rosa
10/2/16	MIL	Tyler Cravy
4/16/17	at SF	Jeff Samardzija
6/22/17	ARI	Zack Godley
6/30/17	at ARI	Robbie Ray
7/17/17	SD	Luis Perdomo
8/8/17	at CLE	Corey Kluber
8/18/17	MIL	Matt Garza
5/1/18	at CHC	Kyle Hendricks
9/9/18	LAD	Rich Hill
4/20/19	PHI	Aaron Nola
5/7/19	SF	Madison Bumgarner
5/19/19	at PHI	Jerad Eickhoff
6/16/19	SD	Nick Margevicius
6/20/19	at ARI	Robbie Ray
7/21/19	at NYY	James Paxton

**GRAND SLAMS (3)**

Date	Opp.	Inning	Pitcher
5/31/16	CIN	7	D. Diaz
8/26/20	at ARI	8	R. Smith
9/11/20	LAA	9	J. Quijada

**WALK-OFF RBI (4)**

Date	Opp.	Pitcher	Play
9/1/14	SF	S. Romo	RBI single
7/25/18	HOU	C. McHugh	Solo HR
4/19/19	PHI	J. Nicasio	Two-run HR
9/11/20	LAA	J. Quijada	Grand slam

**CYCLES (1)**

Date	Opp.	Order
9/30/18	WSH	3B, HR, 1B, 2B

**(BLACKMON, continued)**

**BLACKMON'S CAREER RECORD**

Year	Team	AVG	G	AB	R	H	2B	3B	HR	RBI	SAC	SF	HBP	BB	IBB	SO	SB	CS	GIDP	OBP	SLG
2008	Tri-City	.338	68	290	42	98	21	5	2	33	3	2	10	16	2	37	13	7	2	.390	.466
2009	Modesto	.307	133	550	87	169	34	7	7	69	3	5	19	39	1	83	30	13	5	.370	.433
2010	Tulsa	.297	86	337	53	100	22	4	11	55	3	5	4	32	2	43	19	7	4	.360	.484
2011	Colorado Springs	.337	58	243	49	82	19	4	10	49	2	3	5	19	0	34	12	5	2	.393	.572
	<b>COLORADO</b>	<b>.255</b>	<b>27</b>	<b>98</b>	<b>9</b>	<b>25</b>	<b>1</b>	<b>0</b>	<b>1</b>	<b>8</b>	<b>1</b>	<b>0</b>	<b>0</b>	<b>3</b>	<b>1</b>	<b>8</b>	<b>5</b>	<b>1</b>	<b>2</b>	<b>.277</b>	<b>.296</b>
2012	Tri-City	.237	17	59	8	14	5	0	1	3	0	0	3	7	0	10	3	0	1	.348	.373
	Colorado Springs	.303	59	228	55	69	18	4	5	34	2	2	3	29	1	42	10	0	6	.385	.482
	<b>COLORADO</b>	<b>.283</b>	<b>42</b>	<b>113</b>	<b>15</b>	<b>32</b>	<b>8</b>	<b>0</b>	<b>2</b>	<b>9</b>	<b>0</b>	<b>1</b>	<b>3</b>	<b>4</b>	<b>0</b>	<b>17</b>	<b>1</b>	<b>2</b>	<b>4</b>	<b>.325</b>	<b>.407</b>
2013	Colorado Springs	.288	68	257	56	74	15	6	3	40	1	3	3	35	2	41	7	5	6	.376	.428
	<b>COLORADO</b>	<b>.309</b>	<b>82</b>	<b>246</b>	<b>35</b>	<b>76</b>	<b>17</b>	<b>2</b>	<b>6</b>	<b>22</b>	<b>2</b>	<b>0</b>	<b>3</b>	<b>7</b>	<b>0</b>	<b>49</b>	<b>7</b>	<b>0</b>	<b>1</b>	<b>.336</b>	<b>.467</b>
2014	<b>COLORADO</b>	<b>.288</b>	<b>154</b>	<b>593</b>	<b>82</b>	<b>171</b>	<b>27</b>	<b>3</b>	<b>19</b>	<b>72</b>	<b>6</b>	<b>5</b>	<b>13</b>	<b>31</b>	<b>5</b>	<b>96</b>	<b>28</b>	<b>10</b>	<b>3</b>	<b>.335</b>	<b>.440</b>
2015	<b>COLORADO</b>	<b>.287</b>	<b>157</b>	<b>614</b>	<b>93</b>	<b>176</b>	<b>31</b>	<b>9</b>	<b>17</b>	<b>58</b>	<b>5</b>	<b>4</b>	<b>13</b>	<b>46</b>	<b>2</b>	<b>112</b>	<b>43</b>	<b>13</b>	<b>4</b>	<b>.347</b>	<b>.450</b>
2016	Modesto #	.125	2	8	1	1	0	0	0	0	0	0	0	0	0	1	0	0	0	.125	.125
	<b>COLORADO</b>	<b>.324</b>	<b>143</b>	<b>578</b>	<b>111</b>	<b>187</b>	<b>35</b>	<b>5</b>	<b>29</b>	<b>82</b>	<b>3</b>	<b>4</b>	<b>13</b>	<b>43</b>	<b>4</b>	<b>102</b>	<b>17</b>	<b>9</b>	<b>2</b>	<b>.381</b>	<b>.552</b>
2017	<b>COLORADO</b>	<b>.331</b>	<b>159</b>	<b>644</b>	<b>137</b>	<b>213</b>	<b>35</b>	<b>14</b>	<b>37</b>	<b>104</b>	<b>3</b>	<b>3</b>	<b>10</b>	<b>65</b>	<b>9</b>	<b>135</b>	<b>14</b>	<b>10</b>	<b>4</b>	<b>.399</b>	<b>.601</b>
2018	<b>COLORADO</b>	<b>.291</b>	<b>156</b>	<b>626</b>	<b>119</b>	<b>182</b>	<b>31</b>	<b>9</b>	<b>29</b>	<b>70</b>	<b>1</b>	<b>2</b>	<b>8</b>	<b>59</b>	<b>2</b>	<b>134</b>	<b>12</b>	<b>4</b>	<b>10</b>	<b>.358</b>	<b>.502</b>
2019	Albuquerque #	.286	2	7	0	2	0	0	0	0	0	0	0	0	0	2	0	0	0	.286	.286
	<b>COLORADO</b>	<b>.314</b>	<b>140</b>	<b>580</b>	<b>112</b>	<b>182</b>	<b>42</b>	<b>7</b>	<b>32</b>	<b>86</b>	<b>0</b>	<b>5</b>	<b>9</b>	<b>40</b>	<b>1</b>	<b>104</b>	<b>2</b>	<b>5</b>	<b>11</b>	<b>.364</b>	<b>.576</b>
2020	<b>COLORADO</b>	<b>.303</b>	<b>59</b>	<b>221</b>	<b>31</b>	<b>67</b>	<b>12</b>	<b>1</b>	<b>6</b>	<b>42</b>	<b>0</b>	<b>5</b>	<b>2</b>	<b>19</b>	<b>4</b>	<b>44</b>	<b>2</b>	<b>1</b>	<b>4</b>	<b>.356</b>	<b>.448</b>
<b>Minor League Totals</b>		<b>.308</b>	<b>493</b>	<b>1979</b>	<b>351</b>	<b>609</b>	<b>134</b>	<b>30</b>	<b>39</b>	<b>283</b>	<b>14</b>	<b>20</b>	<b>47</b>	<b>177</b>	<b>8</b>	<b>293</b>	<b>94</b>	<b>37</b>	<b>26</b>	<b>.375</b>	<b>.465</b>
<b>Major League Totals</b>		<b>.304</b>	<b>1119</b>	<b>4313</b>	<b>744</b>	<b>1311</b>	<b>239</b>	<b>48</b>	<b>178</b>	<b>543</b>	<b>22</b>	<b>28</b>	<b>74</b>	<b>317</b>	<b>28</b>	<b>801</b>	<b>131</b>	<b>55</b>	<b>45</b>	<b>.360</b>	<b>.505</b>

# Minor League rehab

BLACKMON

**BLACKMON'S CAREER POSTSEASON RECORD**

Year	Series	Team	Opp.	AVG	G	AB	R	H	2B	3B	HR	RBI	SAC	SF	HBP	BB	IBB	SO	SB	CS	GIDP	OBP	SLG
2017	NLWC	COL	ARI	.000	1	4	0	0	0	0	0	1	1	0	0	0	0	1	0	0	0	.000	.000
2018	NLWC	COL	CHC	.333	1	3	1	1	0	0	0	1	0	0	0	0	1	0	0	0	0	.188	.133
	NLDS	COL	MIL	.083	3	12	0	1	0	0	0	1	0	0	0	0	1	0	0	0	0	.083	.083
<b>Postseason Totals</b>				<b>.105</b>	<b>5</b>	<b>19</b>	<b>1</b>	<b>2</b>	<b>0</b>	<b>0</b>	<b>0</b>	<b>2</b>	<b>1</b>	<b>0</b>	<b>0</b>	<b>1</b>	<b>0</b>	<b>2</b>	<b>0</b>	<b>0</b>	<b>0</b>	<b>.150</b>	<b>.105</b>

**BLACKMON'S CAREER ALL-STAR GAME RECORD**

Year	Team	AVG	GS	AB	R	H	2B	3B	HR	RBI	SAC	SF	HBP	BB	IBB	SO	SB	CS	GIDP	OBP	SLG	
2014	NL	.000	0	2	0	0	0	0	0	0	0	0	0	0	0	1	0	0	0	0	.000	.000
2017	NL	.000	1	3	0	0	0	0	0	0	0	0	0	0	0	1	0	0	0	0	.000	.000
2018	NL	.000	0	3	0	0	0	0	0	0	0	0	0	0	0	1	0	0	0	0	.000	.000
2019	NL	.500	0	2	1	1	0	0	1	1	0	0	0	0	0	1	0	0	0	0	.500	2.000
<b>ASG Totals</b>		<b>.100</b>	<b>1</b>	<b>10</b>	<b>1</b>	<b>1</b>	<b>0</b>	<b>0</b>	<b>1</b>	<b>1</b>	<b>0</b>	<b>0</b>	<b>0</b>	<b>0</b>	<b>0</b>	<b>4</b>	<b>0</b>	<b>0</b>	<b>0</b>	<b>.100</b>	<b>.400</b>	

**BLACKMON'S CAREER FIELDING**

Pos.	G	GS	INN	TC	PO	A	E	DP	PCT
CF	691	667	5815.1	1472	1436	20	16	6	.989
RF	316	289	2560.2	568	549	14	5	5	.991
LF	93	58	574.0	138	126	7	5	2	.964

**BLACKMON'S CAREER TRANSACTIONS**

- 2008: Selected by Colorado in the second round of the First-Year Player Draft (signed by Alan Matthews).
- 2011: Placed on 15-day disabled list (fractured left foot), July 8; transferred to 60-day disabled list, July 15; reinstated from the 60-day disabled list, Oct. 31.
- 2012: Placed on 15-day disabled list (turf toe, right foot), April 4; sent to Minors for rehabilitation (Colorado Springs), April 13; reinstated from the 15-day disabled list, April 14.
- 2016: Signed a one-year contract to avoid arbitration, Jan. 25; placed on 15-day disabled list (turf toe, left foot), April 14; sent to Minors for rehabilitation (Albuquerque), April 26; reinstated from the disabled list, April 29.
- 2017: Signed a one-year contract to avoid arbitration, Jan. 13.
- 2018: Signed a one-year contract to avoid arbitration, Jan. 12; signed a six-year contract, including player options for 2022 and 2023, April 4.
- 2019: Placed on 10-day injured list (strained right calf), May 27; sent to Minors for rehabilitation (Albuquerque), June 5; reinstated from the 10-day injured list, June 7.
- 2020: Placed on the 10-day injured list (COVID-19 injured list), July 14; reinstated from the 10-day injured list, July 23.

# 82

Ht: 6-0      Wt: 200      B/T: L/R  
**Opening Day Age:** 26  
**Born:** Oct. 4, 1994 in Rockwall, Texas  
**Major League Service:** 0.000  
**Contract:** Through 2021  
**Obtained:** Selected in the eighth round of the 2017 First-Year Player Draft



## BRET BOSWELL

INFIELDER/OUTFIELDER

BOSWELL

### CAREER HIGHLIGHTS

- Added to the Rockies' 40-man roster on Nov. 20, 2020
- Attending his third Major League Spring Training in 2021
- Honored in 2018 as a MiLB.com Organization All-Star and both a Mid-Season and Post-Season All-Star for Low-A Asheville
- Named a Northwest League Post-Season All-Star in 2017

**2020: Named to Colorado's 2020 player pool and spent the 60-game shortened season at the alternate training site in Denver.**

- Attended his second Major League Spring Training as a non-roster invitee ... batted .417 (10-for-24) with three doubles, one home run and nine RBI.
- Added to the Rockies' 40-man roster on Nov. 20.

**2019: Appeared in 106 games with Double-A Hartford, batting .219 with 15 home runs and 39 RBI.**

- Started 18 games in center field, his first professional experience in the outfield ... also started 52 games at second base and 29 games at third base.
- Batted .257 (45-for-175) with 10 home runs in 49 games in the second half.
- Received the Eastern League Player of the Week Award for Aug. 5-11, after batting .316 (6-for-19) with three doubles, three home runs and eight RBI.
- As a non-roster invitee to Major League Spring Training, batted .500 (6-for-12) with one double, two triples and one RBI in 17 games.

**2018: Combined to hit .296 across 127 games between Low-A Asheville and High-A Lancaster.**

- Appeared in 97 games with the Tourists before receiving a promotion to Lancaster ... named to both the South Atlantic League Mid-Season and Post-Season All-Star teams.
- Finished with the fourth-best batting average in the South Atlantic League.
- South Atlantic League Player of the Week for May 21-27.
- Joined Lancaster from Asheville on July 31 ... batted .327 (33-for-101) in August with 10 home runs and 27 RBI.

**2017: Named the starting second baseman for Short-Season Boise in his first professional season.**

- Selected as a Northwest League Post-Season All-Star ... tied for second in the league with 11 home runs and finished second with a .515 slugging percentage.

**PERSONAL:** Bret Robert Boswell ... son of Amy and Bob ... has one older sister, Adrienne, and one older brother, Trent Yarbrough ... sister Adrienne is a police officer.

- Resides in Austin, Texas during the offseason.
- Enjoys spending his free time outdoors: fishing, taking his truck off road, and playing golf or disc golf.
- An avid hockey fan, he enjoys going to Dallas Stars games.

**HIGH SCHOOL/COLLEGE:** Graduated from Rockwall Heath High School in Heath, Texas.

- Attended the University of Texas at Austin ... received his bachelor's degree in sport management and a minor in business.
- All-Big 12 All Freshman in 2015 ... named to the Big 12 Baseball Championship All-Tournament squad in 2016 ... an ABCA/Rawlings Collegiate Second Baseman Gold Glove Award finalist in 2017.
- Named to the Big 12 Commissioner's Honor Roll for the 2013 fall semester and 2014 spring semester ... earned 2016 Academic All-Big 12 Baseball honors.

 @BBOSWELL17

 @BBOSWELL\_17

**(BOSWELL, continued)****BOSWELL'S CAREER RECORD**

Year	Team	AVG	G	AB	R	H	2B	3B	HR	RBI	SAC	SF	HBP	BB	IBB	SO	SB	CS	GIDP	OBP	SLG
2017	Boise	.293	54	229	46	67	8	5	11	42	1	2	2	15	0	55	3	3	4	.339	.515
2018	Asheville	.288	97	379	69	109	20	4	17	50	5	3	5	21	1	103	7	5	5	.331	.496
	Lancaster	.322	30	118	28	38	5	1	10	28	1	2	1	13	0	41	2	0	1	.388	.636
2019	Hartford	.219	106	365	45	80	20	0	15	39	0	2	5	32	2	122	5	8	4	.290	.397
2020	Alternate training site	-	-	-	-	-	-	-	-	-	-	-	-	-	-	-	-	-	-	-	-
<b>Minor League Totals</b>		<b>.269</b>	<b>287</b>	<b>1091</b>	<b>188</b>	<b>294</b>	<b>53</b>	<b>10</b>	<b>53</b>	<b>159</b>	<b>7</b>	<b>9</b>	<b>13</b>	<b>81</b>	<b>3</b>	<b>321</b>	<b>17</b>	<b>16</b>	<b>14</b>	<b>.325</b>	<b>.482</b>

**BOSWELL'S CAREER TRANSACTIONS**

- 2017: Selected by Colorado in the eighth round of the First-Year Player Draft (signed by Jeff Edwards).



61

Ht: 6-4 Wt: 250 B/T: L/L  
**Opening Day Age:** 26  
**Born:** Oct. 21, 1994 in Lynn, Mass.  
**Major League Service:** 0.000  
**Contract:** Through 2021  
**Obtained:** Selected in the second round of the 2016 First-Year Player Draft  
**Pronunciation:** BOE-din



# BEN BOWDEN

LEFT-HANDED PITCHER

BOWDEN

## CAREER HIGHLIGHTS

- Third Major League Spring Training in 2021 ... selected to the 40-man roster in November 2019
- A Futures Game selection in 2019 ... allowed two runs on three hits over an inning of work
- Named the co-MVP of the 2015 Cape Cod League playoffs with 12 strikeouts in 12.2 innings pitched
- Played for three Vanderbilt NCAA Tournament teams, which included two trips to the College World Series

**2020:** Named to Colorado's 2020 player pool and spent the 60-game shortened season at the alternate training site in Denver.

- Attended his second Major League Spring Training in March, but did not appear in a game.

**2019:** Assigned to Triple-A for the first time in his career on June 20, after going 20-for-20 in save opportunities with a 1.05 ERA (25.2 IP, 3 ER) in his first career Double-A assignment with Hartford.

- Attended his first Major League Spring Training as a non-roster invitee and went 1-0 with a 3.18 ERA (5.2 IP, 2 ER) across seven games.
- A Futures Game selection, allowing two runs on three hits over one inning.
- Selected to Colorado's 40-man roster on Nov. 20, 2019.

**2018:** Split the season between Low-A Asheville and High-A Lancaster, posting a 3.98 ERA.

- Combined, went 7-2 with a 3.98 ERA (52.0 IP, 23 ER) in 49 games for Asheville (15) and Lancaster (34).
- Scored upon in four of 15 games for Asheville ... recorded a 1.50 road ERA (6.0 IP, 1 ER) over six games.
- Recorded a 1.20 ERA over 16 road games (15.0 IP, 2 ER) for the JetHawks.

**2017:** Missed the season due to a shoulder injury.

**2016:** Made 26 appearances for Asheville, allowing eight runs in 23.2 innings.

- Recorded a 0.82 ERA (11.0 IP, 1 ER) in 11 appearances in August, one run over his final 14 games ... combined, allowed one run over 13 games in August and September.
- Had a 0.63 road ERA (14.1 IP, 1 ER) in 15 outings.

**PERSONAL:** Benjamin Douglas Bowden ... born in Lynn, Mass ... son of Larry and Stephanie ... has two sisters, Jackie and Jillian.

- Resides in Lynn, Mass., and Scottsdale, Ariz., during the offseason.
- Hobbies include video games and fishing.

**HIGH SCHOOL/COLLEGE:** Attended Lynn English High School in Lynn, Mass.

- Played at Vanderbilt University, where the team advanced to the NCAA Tournament three times, including the College World Series twice.
- Member of the 2015 national championship runner-up Vanderbilt team, along with Dansby Swanson, Walker Buehler, Carson Fulmer and Kyle Wright.



@B\_BIZZY\_16



@BENBOWDEN16

## BOWDEN'S CAREER RECORD

Year	Team	W	L	ERA	G	GS	CG	SHO	GF	SV	IP	H	R	ER	HR	HB	BB	IBB	SO	WP	BK	
2016	Asheville	0	1	3.04	26	0	0	0	2	0	23.2	23	8	8	1	0	15	1	29	4	0	
2017	DID NOT PITCH																					
2018	Asheville	3	0	3.52	15	0	0	0	1	0	15.1	17	6	6	2	1	5	0	25	1	0	
	Lancaster	4	2	4.17	34	0	0	0	8	0	36.2	35	21	17	6	0	15	0	53	4	0	
2019	Hartford	0	0	1.05	26	0	0	0	24	20	25.2	8	3	3	1	0	7	0	42	0	0	
	Albuquerque	1	3	5.88	22	0	0	0	7	1	26.0	29	18	17	4	0	17	2	37	1	1	
2020	Alternate training site																					
<b>Minor League Totals</b>		<b>8</b>	<b>6</b>	<b>3.60</b>	<b>123</b>	<b>0</b>	<b>0</b>	<b>0</b>	<b>42</b>	<b>21</b>	<b>127.1</b>	<b>112</b>	<b>56</b>	<b>51</b>	<b>14</b>	<b>1</b>	<b>59</b>	<b>3</b>	<b>186</b>	<b>10</b>	<b>1</b>	

## BOWDEN'S CAREER TRANSACTIONS

- 2016: Selected by Colorado in the second round of the First-Year Player Draft (signed by Scott Corman).

# 4

**Ht:** 6-1     **Wt:** 244     **B/T:** R/R  
**Opening Day Age:** 28  
**Born:** Sept. 19, 1992 in Caracas, Venezuela  
**Major League Service:** 0.153  
**Contract:** Through 2021  
**Obtained:** Signed as a Minor League free agent, Nov. 13, 2020  
**Pronunciation:** bree-SEN-yo



## JOSÉ BRICEÑO

CATCHER / NON-ROSTER INVITEE

BRICEÑO

### CAREER HIGHLIGHTS

- Enters his 12th professional season ... returns to the Rockies organization (2010-2014), where he began his career after signing as an undrafted international free agent on July 3, 2009
- Appeared in two games with Los Angeles-AL in 2020, after making his Major League debut and appearing in 46 games with the club in 2018
- Named an MiLB.com Organization All-Star in 2014, his last season with the Rockies before being acquired by Atlanta

#### MAJOR LEAGUE DEBUT

5/26/18 with LAA at NYY

#### FIRST ML HIT

5/26/18 at NYY

#### FIRST ML HOME RUN

5/26/18 at NYY (Connor Shreve)

**2020: Appeared in two games with the Angels, Sept. 4 and Sept. 5 vs. Houston, going 1-for-5 with one walk and one strikeout.**

- Signed by the Angels to a Minor League contract on Jan. 31.
- Had his contract purchased on Aug. 31 and made his season debut on Sept. 4, going 0-for-3 with a walk in a start at catcher vs. Houston ... also started vs. Houston the next day and recorded his lone hit of the season, a single off Astros starter José Urquidy.
- Optioned to the alternate training site on Sept. 6 and outrighted to the Minors on Oct. 30 ... signed by Colorado on Nov. 13.

**2019: Spent the season with Triple-A Salt Lake, playing in just 22 games due to a strained shoulder.**

- Slashed .215/.262/.405 with four home runs and 17 RBI ... caught two of eight attempted base stealers and committed one error.

**2018: Appeared in 46 games with the Angels, including his Major League debut on May 26 at Yankee Stadium.**

- Went 2-for-4 with a home run and two RBI in his debut on May 26 ... singled in his second at-bat and homered in his fourth ... became the seventh player in Angels history to hit a home run in his Major League debut.
- Hit his second career home run on May 31 at Detroit in his second career start, becoming the first Angel to homer in his first two Major League starts.
- Collected pinch-hit home runs on Sept. 23 at Houston and Sept. 24 vs. Texas, joining Jack Howell (May 15 & 17, 1996) as the only players in Angels franchise history with pinch-hit home runs in consecutive games.
- Threw out 10 of 18 attempted base stealers (44%) and recorded a .993 fielding percentage.
- Began the season with Salt Lake, where he slashed .277/.297/.536 with eight home runs and 25 RBI in 29 games ... slashed .333/.385/1.051 with two home runs and five RBI in his final six games before his MLB promotion.

**2017: Spent 92 of his 95 total games with Double-A Mobile.**

- Received his first invitation to Major League Spring Training and batted .429 (3-for-7) with one double and two RBI in eight games.

**2016: Appeared in 98 total games across three levels in the Angels organization.**

- Spent a majority of the season with Double-A Arkansas, where he batted .225 (51-for-227) with three home runs.
- Named the Angels Minor League Defensive Player of the Year.

**2015: In his lone season with the Braves organization, batted .183 (57-for-311) in 88 games with High-A Carolina.**

- Prior to the season, on Jan. 30, was traded by Colorado to Atlanta, along with Minor League catcher Chris O'Dowd, in exchange for right-handed pitchers David Hale and Gus Schlosser.

**(BRICEÑO, continued)**

- After the season, on Nov. 12, was acquired by Los Angeles-AL along with shortstop Andrelton Simmons, in exchange for infielder Erick Aybar, right-handed pitcher Chris Ellis and left-hander Sean Newcomb.

**2014: Named an MiLB.com Organization All-Star after batting .283 (150-for-315) with 23 doubles, one triple, 12 home runs and 50 RBI in 84 games with Low-A Asheville.**

- Picked off a combined 19 runners at first and third base.

**2013: Split the season between Asheville and Rookie Level Grand Junction, batting .307 (75-for-244) with 22 doubles, 10 home runs and 38 RBI.**

**2012: Appeared in seven games with Grand Junction, going 9-for-23 (.391) with two home runs.**

**2011: Slashed .288/.389/.363 with 12 stolen bases in 47 games with the DSL Rockies.**

**2010: Appeared in 52 games with the DSL Rockies in his first professional season.**

2020	HIGHS AND LOWS	CAREER
1, Sept. 5 vs. HOU.....	Hits.....	3, June 15, 2018 at OAK
None.....	Home Runs.....	1, 5x, last: Sept. 24, 2018 vs. TEX
None.....	RBI.....	2, May 26, 2018 ay NYY
1, Sept. 5.....	Hit Streak.....	5, Aug. 3-10, 2018
None.....	Runs.....	2, May 26, 2018 ay NYY
None.....	Doubles.....	1, 2x, last: Aug. 13, 2018 at SD
None.....	Triples.....	None
1, Sept. 5 vs. HOU.....	Total Bases.....	6, Aug. 13, 2018 at SD
1, Sept. 4 vs. HOU.....	Walks.....	2, 2x, last: Sept. 9, 2018 at CHW
1, Sept. 4 vs. HOU.....	Strikeouts.....	3, 2x, last: Sept. 3, 2018 at TEX
None.....	Stolen Bases.....	None

**BRICEÑO'S CAREER RECORD**

Year	Team	AVG	G	AB	R	H	2B	3B	HR	RBI	SAC	SF	HBP	BB	IBB	SO	SB	CS	GDP	OBP	SLG
2010	DSL Rockies	.205	52	151	12	31	6	0	0	17	2	2	3	17	0	28	9	5	4	.295	.245
2011	DSL Rockies	.288	47	160	26	46	10	1	0	18	0	4	6	23	0	22	12	3	2	.389	.363
2012	Grand Junction	.391	7	23	5	9	0	0	2	5	0	0	1	2	0	2	0	0	0	.462	.652
2013	Grand Junction	.333	36	153	32	51	16	0	9	30	0	1	1	5	1	30	8	2	0	.356	.614
	Asheville	.264	26	91	12	24	6	0	1	8	0	0	0	5	0	20	1	0	4	.302	.363
2014	Asheville	.283	84	315	38	89	23	1	12	50	8	1	10	16	1	57	8	4	8	.336	.476
2015	Carolina	.183	88	311	32	57	14	0	4	20	1	2	1	12	0	52	2	0	11	.215	.267
2016	Inland Empire	.240	33	125	10	30	6	0	1	11	0	3	0	9	0	28	1	1	1	.285	.312
	Arkansas	.225	62	227	25	51	12	2	3	21	1	1	0	11	0	42	2	2	5	.259	.335
	Salt Lake	.300	3	10	2	3	1	0	0	3	0	0	0	2	0	1	0	0	0	.417	.400
2017	Mobile	.194	92	351	34	68	12	2	9	41	2	2	0	23	1	73	7	2	9	.242	.316
	Salt Lake	.200	3	10	1	2	0	0	0	0	0	0	0	0	0	1	1	0	0	.200	.200
2018	Salt Lake	.277	29	112	22	31	5	0	8	25	0	2	0	4	0	22	3	0	4	.297	.536
	LOS ANGELES-AL	.239	46	117	12	28	2	0	5	10	1	0	2	8	0	35	0	1	2	.299	.385
2019	Salt Lake	.215	22	79	8	17	3	0	4	17	0	0	2	3	0	20	2	0	4	.262	.405
2020	LOS ANGELES-AL	.200	2	5	0	1	0	0	0	0	0	0	0	1	0	1	0	0	0	.333	.200
<b>Major League Totals</b>		<b>.238</b>	<b>48</b>	<b>122</b>	<b>12</b>	<b>29</b>	<b>2</b>	<b>0</b>	<b>5</b>	<b>10</b>	<b>1</b>	<b>0</b>	<b>2</b>	<b>9</b>	<b>0</b>	<b>36</b>	<b>0</b>	<b>1</b>	<b>2</b>	<b>.290</b>	<b>.377</b>
<b>Minor League Totals</b>		<b>.240</b>	<b>584</b>	<b>2118</b>	<b>259</b>	<b>509</b>	<b>114</b>	<b>6</b>	<b>53</b>	<b>266</b>	<b>14</b>	<b>18</b>	<b>24</b>	<b>132</b>	<b>3</b>	<b>398</b>	<b>56</b>	<b>19</b>	<b>52</b>	<b>.290</b>	<b>.375</b>

**BRICEÑO'S CAREER TRANSACTIONS**

- 2009: Signed by Colorado as a non-drafted, international free agent, July 3.
- 2015: Acquired by Atlanta via trade with Colorado, along with C Chris O'Dowd, in exchange for RHP David Hale and RHP Gus Schlosser, Jan. 30; acquired by Los Angeles-AL via trade with Atlanta, along with INF Andrelton Simmons, in exchange for INF Erick Aybar, RHP Chris Ellis and LHP Sean Newcomb, Nov. 12.
- 2019: Released by Los Angeles-AL, Aug. 8; signed by Los Angeles-AL as a Minor League free agent, Sept. 1.
- 2020: Signed by Colorado as a Minor League free agent, Nov. 16.

# 38

Ht: 6-4      Wt: 222      B/T: R/R  
**Opening Day Age:** 25  
**Born:** April 1, 1996 in Philadelphia, Pa.  
**Major League Service:** 0.159  
**Contract:** Through 2021  
**Obtained:** Selected in the second round of the 2014 First-Year Player Draft



## RYAN CASTELLANI

RIGHT-HANDED PITCHER

CASTELLANI

### CAREER HIGHLIGHTS

- Made his Major League debut on Aug. 8, 2020 at Seattle and tossed four hitless innings in the fifth combined one-hitter in franchise history ... became the first starter in franchise history to not allow a hit in his debut
- Selected to the Rockies' 40-man roster on Nov. 20, 2018
- League leader in innings pitched and strikeouts in both 2016 with High-A Modesto and 2017 with Double-A Hartford
- Rated the #10 Rockies prospect by MLB.com following the 2018 season

#### MAJOR LEAGUE DEBUT

8/8/20 at SEA

#### FIRST ML WIN

8/24/20 at ARI

**2020: Made nine starts and one relief appearance in his first Major League season, going 1-4 with a 5.82 ERA (43.1 IP, 28 ER).**

- Made his Major League debut on Aug. 8 at Seattle and pitched four hitless innings in the Rockies' 5-0 win over the Mariners ... along with Jeff Hoffman, Yency Almonte and Phillip Diehl, combined to limit the Mariners to one hit, a sixth-inning single, for Colorado's fifth combined one-hitter in franchise history.
- Became the first pitcher in franchise history to not allow a hit in his MLB debut and the second Rockies pitcher to retire the first 12 batters he faced in his Major League debut (Tyler Matzek retired his first 13 batters on June 11, 2014) ... the only other Rockies pitcher to have a no-hitter through four innings in his debut was Mark Brownson, who had a no-hitter through five innings on July 21, 1998 at Houston, before Mike Hampton broke up the no-hitter with leadoff double in the sixth inning.
- Tossed 4.2 innings and allowed one run in his first start at Coors Field, a 3-2 Rockies loss to the Rangers on Aug. 14 ... per STATS, became the second pitcher since 1901 to strike out at least 10 hitters and allow two or fewer hits across his first two starts, joining Pete Richert (1962, Los Angeles-NL).
- Earned his first Major League win on Aug. 24 at Arizona, tossing six innings and allowing two runs (both on solo home runs) with three hits, three walks and three strikeouts ... only quality start of the season.
- Made his only relief appearance of the season on Sept. 2 vs. San Francisco, tossing two scoreless innings in the Rockies' 9-6 come-from-behind win.
- Went 1-1 with a 4.74 ERA (19.0 IP, 10 ER) in four starts on the road, with the Rockies going 3-1 ... limited opponents to a .215 batting average.
- In Denver, went 0-3 with a 6.66 ERA (24.1 IP, 18 ER).

**2019: Made 10 starts with Triple-A Albuquerque, his first stint at the level, going 2-5 with an 8.31 ERA (43.1 IP, 40 ER).**

- Two separate stints on the injured list, May 6-22 and June 14 through the end of the season ... made five starts in April, two in May and three in June.
- Pitched six scoreless innings with a season-high eight strikeouts April 19 vs. Tacoma.
- In his third Major League Spring Training, made three relief appearances and allowed two runs across six innings (3.00 ERA).
- Made five starts for the Salt River Rafters in the Arizona Fall League, going 1-0 with a 2.16 ERA (16.2 IP, 4 ER), seven walks and 20 strikeouts.

**2018: Spent his second full season with Double-A Hartford, where he went 7-9 with a 5.49 ERA (134.1 IP, 82 ER), 70 walks and 91 strikeouts for the Yard Goats.**

- Had his best month in April, when he went 2-1 with a 2.05 ERA (26.1 IP, 6 ER), 15 walks and 27 strikeouts with a .189 opponent batting average across five starts.
- Made seven starts for the Salt River Rafters in the Arizona Fall League, going 1-1 with a 5.13 ERA (26.1 IP, 15 ER), 14 walks and 31 strikeouts.



**(CASTELLANI, continued)**

**2017: Spent the season with Double-A Hartford, leading the Eastern League with 157.1 innings and 132 strikeouts.**

- Pitched his first career complete-game shutout July 21 at Portland, allowing three hits with no walks and six strikeouts across seven innings.

**2016: Named the top prospect in the California League by Baseball America after spending the season with High-A Modesto, making 26 starts for the Nuts.**

- Finished first in the California League in innings pitched (167.2) and strikeouts (142), and sixth in ERA (3.81).
- Pitched his first career complete game July 30, allowing one run on four hits with two walks and six strikeouts.

**2015: Went 2-7 with a 4.45 ERA (113.1 IP, 56 ER) as a starter for Low-A Asheville.**

- Ranked the Rockies' 15th-best prospect by *Baseball America* following the 2015 season.

**2014: Made 10 starts for Short-Season Tri-City in his first professional season.**

- Ranked as the Rockies' 11th-best prospect by *Baseball America* following the 2014 season.

**PERSONAL:** Ryan Michael Castellani ... married to Christy ... welcomed a baby boy, Jaxon, in December 2018 ... resides in Scottsdale, Ariz., in the offseason.

- Originally from Philadelphia ... son of Bob and Regina ... has one brother, Bobby... his mother worked in the Philadelphia Phillies front office for 30 years.
- Enjoys spending time with his dogs and golfing in the offseason.

**HIGH SCHOOL/COLLEGE:** Attended high school at Brophy College Preparatory in Phoenix, Ariz.

- Committed to Arizona State University before being drafted by the Rockies in 2014.



**2020 HIGHS AND LOWS**

<b>Most IP</b> .....	6.0, Aug. 24 at ARI
<b>Low-hit CG</b> .....	None
<b>Runs</b> .....	8, Sept. 18 vs. LAD
<b>ER</b> .....	7, Sept. 18 vs. LAD
<b>Hits</b> .....	8, Aug. 19 vs. HOU
<b>HRs</b> .....	3, Sept. 6 at LAD
<b>Walks</b> .....	6, Sept. 13 vs. LAA
<b>Strikeouts</b> .....	7, Aug. 14 vs. TEX
<b>10+ Strikeout Games</b> .....	None
<b>Win Streak</b> .....	1, Aug. 24 at ARI
<b>Losing Streak</b> .....	3, Aug. 30-Sept. 23

**CASTELLANI'S CAREER RECORD**

Year	Team	W	L	ERA	G	GS	CG	SHO	GF	SV	IP	H	R	ER	HR	HB	BB	IBB	SO	WP	BK
2014	Tri-City	1	2	3.65	10	10	0	0	0	0	37.0	35	20	15	2	4	9	0	25	1	0
2015	Asheville	2	7	4.45	27	27	0	0	0	0	113.1	134	71	56	5	4	29	0	94	4	0
2016	Modesto	7	8	3.81	26	26	1	0	0	0	167.2	156	79	71	8	4	50	0	142	13	2
2017	Hartford	9	12	4.81	27	27	1	1	0	0	157.1	163	94	84	16	12	47	0	132	13	1
2018	Hartford	7	9	5.49	26	26	0	0	0	0	134.1	135	86	82	15	10	70	0	91	2	1
2019	Albuquerque	2	5	8.31	10	10	0	0	0	0	43.1	54	45	40	14	5	30	0	47	3	0
2020	<b>COLORADO</b>	1	4	5.82	10	9	0	0	0	0	43.1	37	30	28	12	5	26	0	25	1	0
<b>Minor League Totals</b>		<b>28</b>	<b>43</b>	<b>4.80</b>	<b>126</b>	<b>126</b>	<b>2</b>	<b>1</b>	<b>0</b>	<b>0</b>	<b>653.0</b>	<b>677</b>	<b>395</b>	<b>348</b>	<b>60</b>	<b>39</b>	<b>235</b>	<b>0</b>	<b>531</b>	<b>36</b>	<b>4</b>
<b>Major League Totals</b>		<b>1</b>	<b>4</b>	<b>5.82</b>	<b>10</b>	<b>9</b>	<b>0</b>	<b>0</b>	<b>0</b>	<b>0</b>	<b>43.1</b>	<b>37</b>	<b>30</b>	<b>28</b>	<b>12</b>	<b>5</b>	<b>26</b>	<b>0</b>	<b>25</b>	<b>1</b>	<b>0</b>

**CASTELLANI'S CAREER TRANSACTIONS**

- 2014: Selected by Colorado in the second round of the First-Year Player Draft (signed by Chris Forbes).

# 25

Ht: 6-4      Wt: 235      B/T: R/R  
**Opening Day Age:** 31  
**Born:** Jan. 5, 1990 in Fullerton, Calif.  
**Major League Service:** 6.097  
**Contract:** Through 2021  
**Obtained:** Signed as a Minor League free agent, Feb. 15, 2021  
**Pronunciation:** *Crone*



## C.J. CRON

INFIELDER / NON-ROSTER INVITEE

CRON

### CAREER HIGHLIGHTS

- In 2019 with Minnesota, batted .326/.385/.636 with 11 home runs vs. left-handed pitching, hit 14 home runs vs. right-handed pitching and recorded a career-high 78 RBI
- In 2018 with Tampa Bay, established career highs at the time in runs scored, hits, doubles and home runs, and 14 of his 30 home runs gave the Rays the lead, tied for the fourth-most in the American League and tied for the second-most in franchise history
- Went 2-for-4 in the 2013 MLB Futures Game at Citi Field in New York ... his father, Chris, was on the coaching staff for the game, the first time he had coached his son since travel ball in high school

#### MAJOR LEAGUE DEBUT

5/3/14 with LAA vs. TEX

#### FIRST ML HIT

5/3/14 vs. TEX

#### FIRST ML HOME RUN

5/10/14 at TOR (J.A. Happ)

#### 2020: Appeared in only 13 games in his lone season with Detroit after undergoing left knee surgery.

- Batted .190 (8-for-42) with three doubles, four home runs and right RBI in 13 games from July 24-Aug. 10 ... suffered the injury while fielding a ground ball on Aug. 10 ... placed on the 10-day injured list on Aug. 11 and transferred to the 60-day IL on Aug. 19.

#### 2019: Recorded a career-high 78 RBI in his lone season with Minnesota.

- Batted .326/.385/.636 with 11 home runs vs. left-handed pitching, .225/.281/.404 with 14 home runs vs. right-handers.
- One of three American League first basemen on the "Starters Election" ballot, along with Carlos Santana and Luke Voit.
- Recorded the 11th multi-home run game of his career on May 18 at Seattle.
- Went 5-for-6 with two doubles, one home run and one RBI on May 23 at Los Angeles-AL.
- Had two stints on the injured list with right thumb inflammation: July 6-16 and July 22-Aug. 3.
- Went 1-for-5 with one walk in two games vs. New York-AL in the ALDS.

#### 2018: Established career highs in runs scored (68), hits (127), doubles (28) and home runs (30) in his lone season in Tampa Bay.

- Became the ninth player in franchise history with 30-or-more home runs in a season, joining Evan Longoria (four times), Carlos Peña (three), Steven Souza Jr., Logan Morrison, Brad Miller, Aubrey Huff, Fred McGriff and Jose Canseco.
- 14 of his 30 home runs gave the Rays the lead, tied for the fourth-most in the American League and tied for the second-most in franchise history (Carlos Peña, 15, 2007).
- Reached base safely in a career-long 25 straight games from April 21-May 19 ... hit .308/.365/.606 with four doubles, nine home runs and 20 RBI during the streak.
- Broke a scoreless tie with a two-run ninth inning home run off Shane Green on April 30 at Detroit ... marked the second time in his career that he hit a go-ahead homer in the ninth inning or later (first: May 31, 2016 vs. Detroit).

#### 2017: In his fourth and final season with the Angels, batted .248 with 14 doubles, 16 home runs and 56 RBI.

- Placed on the 10-day injured list on April 29 with a left foot contusion ... reinstated on May 14.
- Recorded the second grand slam of his career on May 21 at New York-NL.
- His 11-game hitting streak from Aug. 27-Sept. 8 the second-longest of his career.

#### 2016: Completed his first full season in the Majors, appearing in 116 games with Los Angeles-AL.

- Recorded career bests in batting average (.278) and on-base percentage (.325).

**(CRON, continued)**

- Finished the season with four multi-home run games, tied for the sixth-most in the American League.
- Hit the first grand slam of his career on July 1 at Boston.
- Tied a franchise record with six hits and five runs scored on July 2 at Boston, the third Angel in franchise history to record six hits, joining Chone Figgins and Garret Anderson, and the fourth player to score five runs, joining Mark Trumbo, Erick Aybar and Tim Salmon ... also became the sixth player in baseball history with at least six hits, five runs and five RBI in a game, joining Shawn Green, Edgardo Alfonzo, Cal Ripken Jr., Larry Walker and Walker Cooper.
- Missed time from July 9-Aug. 20 with a left hand fracture.
- Hit his first Major League home run on May 10, a solo home run off J.A. Happ.
- Career long 12-game hitting streak from Aug. 24-Sept. 5.

**2015: Made his first career Opening Day roster, appearing in 113 games with the Angels.**

- Recorded a career high six RBI on July 4 at Texas
- Hit his first career pinch-hit home run on Aug. 7 vs. Baltimore.
- Finished September with 20 RBI, tied for the fifth-most in the American League.

**2014: Appeared in 79 games across three stints with the Angels in his debut season.**

- Ranked sixth among American League rookies with 11 home runs.
- Made his Major League debut on May 3 vs. Texas, going 3-for-5 with a double and two RBI ... three hits matched the most by an Angel in his Major League debut, joining Kendrys Morales (2006), Lee Stevens (1990) and Gil Flores (1977) ... also became the first American League player with a pair of go-ahead hits in his Major League debut since Baltimore's Don Baylor on Sept. 18, 1970 vs. Cleveland.
- Hit his first Major League home run on May 10, a solo home run off J.A. Happ.
- Appeared in all three ALDS games vs. Kansas City, going 1-for-9 with one double.
- Began the season with Triple-A Salt Lake, batting .306 with 12 doubles and five home runs in 27 games.

**2013: Spent the entire season with Double-A Arkansas where he was named a Texas League Mid-Season All-Star.**

- Played for Mesa in the Arizona Fall League after the season and led the league with a .413 batting average.
- Ranked as the No. 2 prospect in the Angels organization by *Baseball America* following the season.

**2012: Led all Minor Leaguers with 123 RBI, one shy of the Angels single-season Minor League record.**

- Named the California League's Rookie of the Year and was selected a California League Post-Season All-Star ... was also named a Topps Class A All-Star.

**2011: Appeared in 34 games with Rookie Level Orem in his first professional season.**

- Named a MiLB.com Organization All-Star and named to *Baseball America's* Rookie All-Star Team.

**PERSONAL:** Christopher John Cron ... resides in Scottsdale, Ariz., in the offseason.

- His father, Chris, played briefly in the Majors with Los Angeles-AL and Chicago-AL, and was the manager of Double-A Erie in the Tigers organization from 2011-13.
- His brother, Kevin, has appeared in 47 games with the Diamondbacks over the past two seasons.
- His cousin, Chad Moeller, was a catcher for 11 seasons in the Majors.

**HIGH SCHOOL:** Graduated from Mountain Pointe High School in Phoenix, Ariz., in 2008 ... was selected by Chicago-AL in the 44th round of the 2008 First-Year Player Draft but did not sign.

- Attended the University of Utah ... led the nation in OPS (1.320) and slugging percentage in 2010 and was named a *Baseball America* All-American.



@CCRON24



@CCRON24

**2020**

2, 2x, last: Aug. 8 at PIT .....  
 1, 4x, last: Aug. 8 at PIT .....  
 2, 3x, last: Aug. 8 at PIT .....  
 3, July 24-26 .....  
 2, 2x, last: Aug. 8 at PIT .....  
 1, 3x, last: Aug. 8 at PIT .....  
 None .....  
 6, Aug. 8 at PIT .....  
 2, Aug. 7 at PIT .....  
 4, July 27 vs. KC .....  
 None .....

**HIGHS AND LOWS**

..... Hits .....  
 ..... Home Runs .....  
 ..... RBI .....  
 ..... Hit Streak .....  
 ..... Runs .....  
 ..... Doubles .....  
 ..... Triples .....  
 ..... Total Bases .....  
 ..... Walks .....  
 ..... Strikeouts .....  
 ..... Stolen Bases .....

**CAREER**

..... 6, July 2, 2016 at BOS  
 ..... 2, 11x, last: May 18, 2019 at SEA  
 ..... 6, July 4, 2015 at TEX  
 ..... 12, Aug. 24-Sept. 5, 2016  
 ..... 5, July 2, 2016 at BOS  
 ..... 2, 8x, last: July 16, 2019 vs. New York-NL  
 ..... 1, 6x, last: Sept. 19, 2018 at TEX  
 ..... 13, July 2, 2016 at BOS  
 ..... 3, Sept. 20, 2016 at TEX  
 ..... 4, 3x, last: July 27, 2020 vs. KC  
 ..... 1, 9x, last: May 17, 2018 at LAA

**(CRON, continued)****CRON'S CAREER RECORD**

Year	Team	AVG	G	AB	R	H	2B	3B	HR	RBI	SAC	SF	HBP	BB	IBB	SO	SB	CS	GIDP	OBP	SLG
2011	Orem	.308	34	143	30	44	5	1	13	41	0	1	5	10	1	34	0	0	2	.371	.629
2012	Inland Empire	.293	129	525	73	154	32	2	27	123	0	4	11	17	1	72	3	4	18	.327	.516
2013	Arkansas	.274	134	519	56	142	36	1	14	83	0	8	15	23	5	83	8	4	11	.319	.428
2014	Salt Lake	.316	49	190	30	60	14	1	7	33	0	1	4	18	1	40	2	1	3	.385	.511
	<b>LOS ANGELES-AL</b>	<b>.256</b>	<b>79</b>	<b>242</b>	<b>28</b>	<b>62</b>	<b>12</b>	<b>1</b>	<b>11</b>	<b>37</b>	<b>0</b>	<b>0</b>	<b>1</b>	<b>10</b>	<b>0</b>	<b>61</b>	<b>0</b>	<b>0</b>	<b>10</b>	<b>.289</b>	<b>.450</b>
2015	<b>LOS ANGELES-AL</b>	<b>.262</b>	<b>113</b>	<b>378</b>	<b>37</b>	<b>99</b>	<b>17</b>	<b>1</b>	<b>16</b>	<b>51</b>	<b>0</b>	<b>3</b>	<b>5</b>	<b>17</b>	<b>1</b>	<b>82</b>	<b>3</b>	<b>1</b>	<b>9</b>	<b>.300</b>	<b>.439</b>
	Salt Lake	.323	23	93	15	30	10	2	6	23	0	1	0	4	0	14	0	0	5	.347	.667
2016	<b>LOS ANGELES-AL</b>	<b>.278</b>	<b>116</b>	<b>407</b>	<b>51</b>	<b>113</b>	<b>25</b>	<b>2</b>	<b>16</b>	<b>69</b>	<b>0</b>	<b>5</b>	<b>7</b>	<b>24</b>	<b>1</b>	<b>75</b>	<b>2</b>	<b>3</b>	<b>9</b>	<b>.325</b>	<b>.467</b>
	Salt Lake	.150	6	20	0	1	0	0	2	0	0	1	0	3	0	5	1	0	1	.250	.200
2017	<b>LOS ANGELES-AL</b>	<b>.248</b>	<b>100</b>	<b>339</b>	<b>39</b>	<b>84</b>	<b>14</b>	<b>1</b>	<b>16</b>	<b>56</b>	<b>0</b>	<b>3</b>	<b>7</b>	<b>22</b>	<b>0</b>	<b>96</b>	<b>3</b>	<b>2</b>	<b>5</b>	<b>.305</b>	<b>.437</b>
	Salt Lake	.268	22	82	11	22	6	0	4	23	0	3	4	7	0	15	1	0	2	.344	.488
2018	<b>TAMPA BAY</b>	<b>.253</b>	<b>140</b>	<b>501</b>	<b>68</b>	<b>127</b>	<b>28</b>	<b>1</b>	<b>30</b>	<b>74</b>	<b>0</b>	<b>5</b>	<b>17</b>	<b>37</b>	<b>2</b>	<b>145</b>	<b>1</b>	<b>2</b>	<b>11</b>	<b>.323</b>	<b>.493</b>
2019	<b>MINNESOTA</b>	<b>.253</b>	<b>125</b>	<b>458</b>	<b>51</b>	<b>116</b>	<b>24</b>	<b>0</b>	<b>25</b>	<b>78</b>	<b>0</b>	<b>2</b>	<b>10</b>	<b>29</b>	<b>3</b>	<b>107</b>	<b>0</b>	<b>0</b>	<b>13</b>	<b>.311</b>	<b>.469</b>
	Fort Myers	.250	1	4	1	1	0	0	1	0	0	0	0	0	0	0	0	0	0	.250	1.00
	GCL Twins	.000	1	4	0	0	0	0	0	0	0	0	0	0	0	0	0	0	0	.000	.000
2020	<b>DETROIT</b>	<b>.190</b>	<b>13</b>	<b>42</b>	<b>9</b>	<b>8</b>	<b>3</b>	<b>0</b>	<b>4</b>	<b>8</b>	<b>0</b>	<b>0</b>	<b>1</b>	<b>9</b>	<b>0</b>	<b>16</b>	<b>0</b>	<b>0</b>	<b>2</b>	<b>.346</b>	<b>.548</b>
<b>Major League Totals</b>		<b>.257</b>	<b>686</b>	<b>2367</b>	<b>283</b>	<b>609</b>	<b>123</b>	<b>6</b>	<b>118</b>	<b>373</b>	<b>0</b>	<b>18</b>	<b>48</b>	<b>148</b>	<b>7</b>	<b>582</b>	<b>9</b>	<b>8</b>	<b>59</b>	<b>.312</b>	<b>.464</b>
<b>Minor League Totals</b>		<b>.289</b>	<b>399</b>	<b>1580</b>	<b>216</b>	<b>456</b>	<b>104</b>	<b>7</b>	<b>72</b>	<b>329</b>	<b>0</b>	<b>19</b>	<b>39</b>	<b>82</b>	<b>8</b>	<b>263</b>	<b>15</b>	<b>9</b>	<b>42</b>	<b>.335</b>	<b>.500</b>

CRON

**CRON'S CAREER TRANSACTIONS**

- 2008: Selected by Chicago-AL in the 44th round of the First-Year Player Draft but did not sign.
- 2011: Selected by Los Angeles-AL in the 1st round (17th overall) in the First-Year Player Draft.
- 2016: Placed on the 15-day injured list (broken left hand), July 9, sent to Minors for rehabilitation (Salt Lake), Aug. 12; reinstated from the 15-day IL, Aug. 20.
- 2017: Placed on the 10-day injured list (left foot contusion), April 29; sent to Minors for rehabilitation (Salt Lake), May 7; reinstated from the 15-day IL, May 14.
- 2018: Acquired by Tampa Bay via trade with Los Angeles-AL in exchange for INF Luis Rengifo ... designated for assignment, Nov. 20 ... acquired by Minnesota off of waivers from Tampa Bay, Nov. 26.
- 2019: Placed on the 10-day injured list (right thumb inflammation), July 6; reinstated from the 10-day injured list, July 16 ... placed on the 10-day IL (right thumb inflammation), July 22; sent to Minors for rehabilitation (Fort Myers), July 31; reinstated from the 10-day IL, Aug. 3; signed by Detroit as a Major League free agent, Dec. 21.
- 2020: Placed on the 10-day injured list (left knee surgery), Aug. 11; transferred to the 60-day IL, Aug. 19; reinstated from the 60-day IL, Oct. 28.
- 2021: Signed by Colorado as a Minor League free agent, Feb. 15.



2

Ht: 6-2      Wt: 215      B/T: R/R  
**Opening Day Age:** 27  
**Born:** Feb. 28, 1994 in Maracay, Venezuela  
**Major League Service:** 0.101  
**Contract:** Through 2021  
**Obtained:** Signed as a non-drafted international free agent, Oct. 20, 2010  
**Pronunciation:** YONE-a-thon DAH-zah



# YONATHAN DAZA

OUTFIELDER

DAZA

## CAREER HIGHLIGHTS

- Made his Major League debut on April 9, 2019 vs. Atlanta ... became the fourth Rockie ever to start and bat leadoff in his debut (last: Eric Young Jr., Aug. 25, 2009 vs. Los Angeles-NL)
- Named a Mid-Season All-Star with Double-A Hartford in 2018
- Two-time MiLB.com Organization All-Star (2014, 2017) ... Cal League Post-Season All-Star in 2017
- Named a Mid-Season and Post-Season All-Star with Low-A Asheville in 2016

### MAJOR LEAGUE DEBUT

4/9/19 vs. ATL

### FIRST ML HIT

5/27/19 vs. ARI (single, Y. Hirano)

**2020:** Named to Colorado's 2020 player pool and spent the 60-game shortened season at the alternate training site in Denver.

- Appeared in 16 Spring Training games and batted .387 (12-for-31) with two doubles, one triple and six RBI.

**2019:** Played 44 games for the Rockies in his Major League debut season, including 24 starts.

- Batted .197 (15-for-76) with four runs, one double, three RBI, six walks, 18 strikeouts and one stolen base over 24 starts ... made 19 starts in center field, three in left and two in right ... went 4-for-15 (.267) as a pinch-hitter.
- Four multi-hit games, including a 2-for-3 performance on Sept. 26 that snapped an 0-for-20 hitless streak.
- Batted .364 (141-for-387) with 30 doubles, four triples, 11 home runs, 48 RBI and 12 steals in 89 games with Triple-A Albuquerque ... named to the All-PCL Team.

**2018:** Played in 54 games with Double-A Hartford, where he was named an Eastern League Mid-Season All-Star.

- Ranked second on the team with a .306 batting average (67-for-219).
- In 45 games before the All-Star break, batted .306 (57-for-186) with 16 doubles, one triple, four home runs and 25 RBI.
- Multiple stints on the disabled list throughout the season ... on 7-day DL with a left hamstring injury from May 27-June 5 and June 6-July 13 ... suffered a left shoulder injury in July and was on the disabled list from July 27 through the end of the year ... transferred to the 60-day disabled list on Sept. 4.

**2017:** Led the California League in batting average (.341) and hits (177).

- Reached career highs in games (125), at-bats (519), runs (93), hits (177), triples (11), RBI (87), walks and stolen bases (31).
- Named an MiLB.com Organization All-Star and California League Post-Season All-Star.
- Appeared in 19 games with the Salt River Rafters in the Arizona Fall League, batting .318 (21-for-66) with two doubles, one triple and six RBI ... stole 11 bases, second most in the league.

**2016:** Played in 116 games with Low-A Asheville and was named a South Atlantic League Mid-Season and Post-Season All-Star.

- Third in the South Atlantic League in batting average, second in hits and fourth in doubles.
- Played in six games with High-A Modesto after being promoted on Aug. 26, batted .242 (8-for-33).

**2015:** Began the season with Short-Season Boise before being promoted to Low-A Asheville.

- Named Offensive Player of the Week for Boise in the Northwest League for the week ending July 5, after stringing together six consecutive multi-hit games June 28-July 3.
- In 86 games across both levels, batted .325 (106-for-326) with 20 doubles, six triples, three home runs and 53 RBI.

**(DAZA, continued)**

**2014: Named an MiLB.com Organization All-Star after batting .370 with Rookie Level Grand Junction.**

- Led Grand Junction in hits (71), batting average (.370) and stolen bases (19).
- His .370 (71-for-192) batting average was also second best in the Pioneer League.

**2013: Appeared in 53 games in his third season with the DSL Rockies.**

- Batted .291 (55-for-189), fourth-highest batting average on the team.

**2012: Played in 53 games with the DSL Rockies, the second most on the team.**

- Played 51 of his 53 games in the outfield, 43 in left field.

**2011: The primary left fielder in his first professional season with the DSL Rockies.**

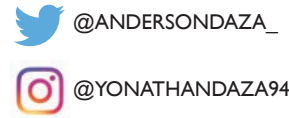
- Batted .231 (31-for-134) with 19 runs, six doubles, three triples and 14 RBI in 49 games.

2019/CAREER HIGHS AND LOWS	
Hits.....	2, 4x, last: Sept. 26 at SF
Home Runs.....	None
RBI.....	1, 3x, last: Sept. 13 vs. SD
Hit Streak.....	4, 2x, last: Aug. 27-30
Runs.....	2, Aug. 21 at ARI
Doubles.....	1, Sept. 26 at SF
Triples.....	1, Aug. 29 vs. PIT
Total Bases.....	3, 2x, last: Sept. 26 at SF
Walks.....	1, 7x, last: Sept. 28 vs. MIL
Strikeouts.....	2, 3x, last: Sept. 2 at LAD
Stolen Bases.....	1, Sept. 28 vs. MIL

**PERSONAL:** Yonathan Daza ... son of Jose Francisco and Maritza Daza ... resides in his hometown of Caña de Azucar in Maracay, Venezuela during the offseason.

- Has two sisters, Jany and Yenny, and one brother, Jose.
- Started playing baseball at eight years old.
- Enjoys playing video games on his PlayStation and going to the beach with his family.
- Favorite movie is *Justice League*.

**HIGH SCHOOL/COLLEGE:**  
 Graduated from Pedro Jose Mugerza High School.



**DAZA'S CAREER RECORD**

Year	Team	AVG	G	AB	R	H	2B	3B	HR	RBI	SAC	SF	HBP	BB	IBB	SO	SB	CS	GIDP	OBP	SLG
2011	DSL Rockies	.231	49	134	19	31	6	1	0	14	4	0	6	12	0	16	8	5	4	.322	.291
2012	DSL Rockies	.213	53	150	22	32	3	1	1	10	6	0	7	5	0	22	3	2	1	.272	.267
2013	DSL Rockies	.291	53	189	26	55	11	1	1	28	7	1	7	9	0	19	6	3	1	.345	.376
2014	Grand Junction	.370	47	192	38	71	11	0	4	35	1	0	4	11	0	25	19	7	4	.415	.490
2015	Boise	.418	16	67	18	28	7	2	2	14	0	0	1	4	0	11	4	3	1	.458	.672
	Asheville	.301	70	259	27	78	13	4	1	39	7	1	6	6	0	36	6	11	6	.331	.394
2016	Asheville	.307	119	475	63	146	35	2	3	58	14	2	2	23	1	78	2	7	9	.341	.408
	Modesto	.242	8	33	1	8	2	0	0	3	0	0	2	1	0	7	1	1	0	.306	.303
2017	Lancaster	.341	125	519	93	177	34	11	3	87	5	10	5	30	1	88	31	8	8	.376	.466
2018	Hartford	.306	54	219	27	67	18	2	4	29	1	0	1	7	0	24	4	5	6	.330	.461
2019	Albuquerque	.364	89	387	67	141	30	4	11	48	2	2	2	25	0	52	12	9	5	.404	.548
	<b>COLORADO</b>	<b>.206</b>	<b>44</b>	<b>97</b>	<b>7</b>	<b>20</b>	<b>1</b>	<b>1</b>	<b>0</b>	<b>3</b>	<b>0</b>	<b>1</b>	<b>0</b>	<b>7</b>	<b>0</b>	<b>21</b>	<b>1</b>	<b>0</b>	<b>2</b>	<b>.257</b>	<b>.237</b>
2020	Alternate training site	-	-	-	-	-	-	-	-	-	-	-	-	-	-	-	-	-	-	-	-
<b>Major League Totals</b>		<b>.206</b>	<b>44</b>	<b>97</b>	<b>7</b>	<b>20</b>	<b>1</b>	<b>1</b>	<b>0</b>	<b>3</b>	<b>0</b>	<b>1</b>	<b>0</b>	<b>7</b>	<b>0</b>	<b>21</b>	<b>1</b>	<b>0</b>	<b>2</b>	<b>.257</b>	<b>.237</b>
<b>Minor League Totals</b>		<b>.318</b>	<b>683</b>	<b>2624</b>	<b>401</b>	<b>834</b>	<b>170</b>	<b>28</b>	<b>30</b>	<b>365</b>	<b>47</b>	<b>16</b>	<b>43</b>	<b>133</b>	<b>2</b>	<b>378</b>	<b>96</b>	<b>61</b>	<b>45</b>	<b>.359</b>	<b>.438</b>

**DAZA'S CAREER TRANSACTIONS**

- 2010: Signed by Colorado as a non-drafted, international free agent, Oct. 20 (signed by Rolando Fernandez and Orlando Medina).
- 2018: Placed on the 60-day disabled list (left shoulder strain), Sept. 4; removed from the 60-day disabled list, Nov. 2.

# 20

**Ht:** 6-3      **Wt:** 217      **B/T:** R/R  
**Opening Day Age:** 35  
**Born:** Sept. 20, 1985 in Sarasota, Fla.  
**Major League Service:** 10.027  
**Contract:** Through 2021, team option for 2022  
**Obtained:** Signed as a Major League free agent, Dec. 13, 2016



## IAN DESMOND

OUTFIELDER

DESMOND

### CAREER HIGHLIGHTS

- Colorado's Roberto Clemente Award nominee for the fourth consecutive season in 2020
- First two pinch-hit home runs of his career came in 2019, along with his first inside-the-park homer
- In 2018, became the eighth Rockies player (11th time) to record 20 home runs, 20 stolen bases and 80 RBI in a season ... since 2012, his five 20/20 seasons are tied with Mike Trout for the most in the Major Leagues
- An All-Star for the second time in his career in 2016 with Texas (also: 2012 with Washington)
- Converted to a full-time outfielder in 2016 with Texas, after making 889 starts at shortstop and five at second base with the Nationals
- Three consecutive Silver Slugger awards from 2012-14, and has won the MLB Players Alumni Association Heart and Hustle Award five times (2011, 2013-15 with Washington; 2016 with Texas)
- A member of the final draft class of the Montreal Expos, having been selected in the third round of the 2004 First-Year Player Draft

#### MAJOR LEAGUE DEBUT

9/10/09 with WSH vs. PHI

#### FIRST ML HIT

9/10/09 vs. PHI (double, Joe Blanton)

#### FIRST ML HOME RUN

9/10/09 vs. PHI (Joe Blanton)

### 2020: Opted out of the 2020 season, announcing his decision on July 3.

- Named a finalist for the 2020 Roberto Clemente Award, his fourth consecutive season as the Rockies' nominee
- Opted out of the 2020 season to focus on his family and community in Sarasota, Fla. ... focused on hosting youth baseball clinics in Sarasota, as well his "Spread the Glove" movement that encourages fans to identify and support exemplary charities through donations and awareness.

### 2019: Made 104 starts in the outfield (67 in center field, 37 in left) in his third season in Colorado.

- Recorded the first two pinch-hit home runs of his Major League career, May 30 vs. Arizona and June 10 vs. Chicago-NL ... per Statcast, the estimated distance of 486' on the homer vs. the Cubs made it the second-longest home run hit in the Major Leagues in 2019.
- First career inside-the-park home run June 14 vs. San Diego along with a season-high four RBI.
- His 12 RBI vs. San Diego from June 13-16 tied for second-most in a four-game series in franchise history, the most since Jeff Cirillo had 13 vs. the Giants in 2000.
- Hit his fourth career grand slam with a career-high-tying five RBI June 15 vs. San Diego.
- Made his first career pitching appearance Sept. 2, pitching a scoreless eighth inning with one hit allowed at Dodger Stadium ... in the top of the ninth, became the first Rockies position player to ever hit a home run while batting as the pitcher.

### 2018: Led the Rockies with 160 games in his second season in Colorado.

- Second on the club with 20 stolen bases and fourth with 22 home runs, his fifth career 20/20 season.
- Career-high eight triples tied for fourth in the NL.
- Reached base in a career-high-tying 19 consecutive games, July 10-Aug. 4 (also: May 27-June 17, 2013).
- Became the fifth player in Rockies history to record three walks in consecutive games, June 20-21 (last: Jonathan Herrera, April 9-10, 2011).
- Hit his second career walk-off home run on Aug. 23 vs. San Diego (also: May 2, 2012 vs. Arizona), his seventh career walk-off RBI.
- Started at first base in all four postseason games ... went 2-for-17 with two stolen bases.

**(DESMOND, continued)**

**2017: Signed a five-year contract with Colorado on Dec. 13, 2016 and appeared in 95 games, his fewest since his rookie season in 2009, after landing on the disabled list three separate times.**

- Fractured his left hand in a Spring Training game and was reinstated on April 30 at Arizona, his first stint on the disabled list since 2012 ... went 1-for-5 in his Rockies debut that night.
- Had two separate stints on the disabled list with a right calf strain: July 3-16 and July 28-Aug. 28.
- Led the Rockies with 15 stolen bases ... was caught stealing four times for a 78.9 stolen base percentage.
- Made his first career start at first base on May 2 at San Diego, and made his one start at shortstop on Sept. 4 vs. San Francisco, his first start at shortstop since Oct. 4, 2015.

**2016: Signed a one-year contract with the Texas Rangers and converted to outfield after spending parts of seven Major League seasons as a shortstop ... selected as an All-Star for the second time.**

- Set career highs in at-bats (625), runs (107), hits (178) and total bases (279).
- Became the fifth player in Rangers history to record at least 100 runs, 20 home runs, 80 RBI and 20 stolen bases in a single season, joining Rafael Palmeiro (1993), Iván Rodríguez (1999), Alfonso Soriano (2005) and Ian Kinsler (2009).
- Batted .322 (113-for-351) with 65 runs, 22 doubles, two triples, 15 home runs, 55 RBI, 28 walks, 94 strikeouts and 15 stolen bases in 89 first-half games, en route to his second career All-Star selection ... reached on a fielder's choice in his one plate appearance at the All-Star Game in San Diego.
- Stole home plate for the second time in his career, Sept. 3 vs. Houston.

**2015: Batted .233 (136-for-583) with 19 home runs and 62 RBI with Washington.**

- At the time of his departure from the Nationals organization, was the one remaining player in the system drafted as a Montreal Expo.
- Became just the second player since the franchise moved to Washington, D.C., to reach the 100-home run plateau, July 23 at Pittsburgh (also: Ryan Zimmerman).
- On Aug. 10 at Los Angeles-NL, recorded his second career multi-home run game.

**2014: Won his third consecutive Silver Slugger after batting .255 with 24 home runs and 91 RBI.**

- Recorded his third consecutive season of 20 or more home runs and 20 or more stolen bases ... was the third shortstop in Major League history to record three or more such seasons (Hanley Ramirez, Jimmy Rollins).
- Recorded 15 game-winning RBI, which was the most for Major League shortstops in 2014.

**2013: Recorded a career-high 38 doubles and batted .280 (168-for-600), en route to his second consecutive Silver Slugger.**

- Made a career-high 158 starts, all at shortstop.
- Recorded 24 home runs and 24 stolen bases, making him the only infielder in MLB with at least 20 home runs and 20 stolen bases.

**2012: Selected as an All-Star for the first time and won his first career Silver Slugger.**

- Set career highs in batting average (.292, 150-for-513), home runs (25) and on-base percentage (.335).
- Won his first career Silver Slugger.
- Did not play in the All-Star game due to a torn left oblique, which put him on 15-day disabled list July 23-Aug. 17.

**2011: Played 154 games for the second consecutive season, his second full year in the Major Leagues.**

- Batted .223 (71-for-318) in the first half of the season, and then improved to a .289 (77-for-266) clip for the second half of the season.
- Recorded a career-high 25 stolen bases, which was the most on the Nationals for the season.

**2010: Made his first Opening Day roster and spent the entire season with the Major League club.**

- One of two rookies on the Nationals' Opening Day roster.
- Recorded 10 home runs, the first Nationals shortstop with double-digit homers ... the only other shortstop in franchise history to record 10 or more home runs was Orlando Cabrera with the Expos in 2003.

**2009: Made his Major League debut Sept. 10 vs. Philadelphia and went 2-for-4 with one run, one double, one home run and four RBI.**

- First shortstop since Ted Kazanski on June 25, 1953 at Chicago-NL to record four RBI in a Major League debut.
- Became the second Major League player since 1920 to record at least six hits and four RBI across his first two Major League games ... in his first four games, went 10-for-17 with four doubles, one home run and four RBI ... became the first player to collect 10 or more hits in his first four career games since Jim Davenport went 10-for-18 in his first four contests for the Giants in 1958.

**2008: Played 96 games between Double-A Harrisburg and the Gulf Coast League Nationals, combining to bat .256 (86-for-336) with a Minor League career-high 12 home runs.**

- Played for the Peoria Saguaros of the Arizona Fall League following the season, and batted .267 (27-for-101) with six doubles, four triples, four home runs and 17 RBI in 28 games.

**(DESMOND, continued)**

**2007: Led High-A Potomac with 69 runs and 27 stolen bases.**

- Named the 10th-best prospect in the Nationals system prior to the season by *Baseball America*.

**2006: Made his Double-A debut, appearing in 129 games between Double-A Harrisburg and Potomac.**

- Played 26 games with the Waikiki BeachBoys of the Hawaiian Winter League.

**2005: Attended Major League Spring Training and batted .306 (11-for-36) with one double, one triple and four RBI in 20 Grapefruit League games for the Nationals.**

- Split the season between Low-A Savannah and High-A Potomac, hitting .250 (129-for-515) with 23 doubles, five triples, seven home runs, 38 RBI and 33 stolen bases.

**2004: Selected by the Montreal Expos in the third round of the First-Year Player Draft, the final draft class of the Expos prior to the team moving to Washington, D.C.**

- Made his professional debut for the Gulf Coast League Expos June 21, and finished the season with a Aug. 31 promotion to Short-Season Vermont.

**PERSONAL:** Ian M. Desmond ... married to Chelsey ... together they have three sons: Grayson, Cruz and Ashton ... they welcomed a baby girl, Dakota, in October 2018 ... they reside in Sarasota, Fla., in the offseason.

- Has a younger brother, Chris, and two sisters, Nikki and Paige.
- Since 2012, has joined forces with the Children's Tumor Foundation to help raise awareness for Neurofibromatosis.

**HIGH SCHOOL/COLLEGE:** Graduated from Sarasota High School in 2004.

- Committed to play collegiately at University of South Florida prior to signing with the Montreal Expos in 2004.



2019	HIGHS AND LOWS	CAREER
4, June 22 at LAD	Hits	5, 2x, last: July 21, 2014 at COL
1, 20x, last: Sept. 28 vs. MIL	Home Runs	2, 5x, last: June 15, 2018 at TEX
5, June 15 vs. SD	RBI	5, 4x, last: June 15, 2019 vs. SD
11, June 6-18	Hit Streak	15, May 27-June 13, 2013
3, April 28 at ATL	Runs	3, 9x, last: April 28, 2019 at ATL
2, 3x, last: June 16 vs. SD	Doubles	3, June 26, 2012 at COL
2, May 7 vs. SF	Triples	2, May 7, 2019 vs. SF
7, 2x, last: Sept. 28 vs. MIL	Total Bases	9, 3x, last: June 15, 2018 vs. TEX
3, May 9 vs. SF	Walks	3, 7x, last: May 9, 2019 vs. SF
4, July 15 vs. SF	Strikeouts	4, 14x, last: July 15, 2019 vs. SF
1, 3x, last: Aug. 18 vs. MIA	Stolen Bases	2, 11x, last: Sept. 2, 2018 at SD

**DESMOND'S CAREER RECORD**

Year	Team	AVG	G	AB	R	H	2B	3B	HR	RBI	SAC	SF	HBP	BB	IBB	SO	SB	CS	GDP	OBP	SLG
2004	GCL Expos	.227	55	216	28	49	11	0	1	27	2	2	4	10	0	40	13	3	6	.272	.292
	Vermont	.250	4	12	2	3	0	0	1	1	0	0	1	0	0	2	0	1	2	.308	.500
2005	Savannah	.247	73	296	37	73	10	2	4	23	4	1	6	13	0	60	20	6	5	.291	.334
	Potomac	.256	55	219	37	56	13	3	3	15	5	1	2	21	0	53	13	6	6	.325	.384
2006	Potomac	.244	92	365	50	89	20	2	9	45	2	3	9	29	0	79	14	8	7	.313	.384
	Harrisburg	.282	37	121	8	22	4	1	0	3	6	0	0	5	0	35	4	1	1	.214	.231
2007	Potomac	.264	129	458	69	121	30	4	13	45	6	4	11	57	0	99	27	11	8	.357	.432
2008	GCL Nationals	.385	3	13	1	5	1	0	0	2	0	0	0	0	0	2	3	0	0	.385	.462
	Harrisburg	.251	93	323	42	81	14	0	12	44	6	2	2	31	4	78	12	8	7	.318	.406
2009	Harrisburg	.306	42	170	29	52	12	1	6	18	1	0	2	16	2	40	13	4	2	.372	.494
	Syracuse	.354	55	178	25	63	12	2	1	14	4	0	3	20	1	31	8	1	5	.428	.461
	WASHINGTON	.280	21	82	9	23	7	2	4	12	1	1	0	5	0	14	1	0	2	.318	.561
2010	WASHINGTON	.269	154	525	59	141	27	4	10	65	9	7	5	28	3	109	17	5	9	.308	.392
2011	WASHINGTON	.253	154	584	65	148	27	5	8	49	11	5	4	35	2	139	25	10	9	.298	.358
2012	WASHINGTON	.292	130	513	72	150	33	2	25	73	0	1	3	30	1	113	21	6	17	.335	.511
2013	WASHINGTON	.280	158	600	77	168	38	3	20	80	2	5	5	43	3	145	21	6	16	.331	.453
2014	WASHINGTON	.255	154	593	73	151	26	3	24	91	0	3	6	46	0	183	24	5	17	.313	.430
2015	WASHINGTON	.233	156	583	69	136	27	2	19	62	6	4	3	45	0	187	13	5	9	.290	.384
2016	TEXAS	.285	156	625	107	178	29	3	22	86	0	3	5	44	2	160	21	6	11	.335	.446
2020	COLORADO	.274	95	339	47	93	11	1	7	40	2	4	4	24	1	87	15	4	13	.326	.375
	Albuquerque #	.333	3	9	1	3	1	0	1	1	0	0	0	1	0	1	0	0	0	.400	.778
2018	COLORADO	.236	160	555	82	131	21	8	22	88	1	4	6	53	0	146	20	6	17	.307	.422
2019	COLORADO	.255	140	443	64	113	31	4	20	65	1	2	2	34	1	119	3	3	12	.310	.479
2020	Did not play	-	-	-	-	-	-	-	-	-	-	-	-	-	-	-	-	-	-	-	-
<b>Minor League Totals</b>		<b>.259</b>	<b>641</b>	<b>2380</b>	<b>329</b>	<b>617</b>	<b>128</b>	<b>15</b>	<b>51</b>	<b>238</b>	<b>36</b>	<b>13</b>	<b>40</b>	<b>203</b>	<b>7</b>	<b>520</b>	<b>127</b>	<b>49</b>	<b>49</b>	<b>.326</b>	<b>.390</b>
<b>Major League Totals</b>		<b>.263</b>	<b>1478</b>	<b>5442</b>	<b>724</b>	<b>1432</b>	<b>277</b>	<b>37</b>	<b>181</b>	<b>711</b>	<b>33</b>	<b>39</b>	<b>43</b>	<b>387</b>	<b>13</b>	<b>1402</b>	<b>181</b>	<b>56</b>	<b>132</b>	<b>.315</b>	<b>.427</b>

# Minor League rehab



**(DESMOND, continued)****DESMOND'S CAREER POSTSEASON RECORD**

Year	Series	Team	Opp.	AVG	G	AB	R	H	2B	3B	HR	RBI	SAC	SF	HBP	BB	IBB	SO	SB	CS	GDP	OBP	SLG
2012	NLDS	WSH	STL	.368	5	19	2	7	1	0	0	0	0	0	0	0	0	3	0	0	0	.368	.421
2014	NLDS	WSH	SF	.167	4	18	2	3	0	0	0	0	0	0	0	1	0	6	1	0	0	.211	.167
2016	ALDS	TEX	TOR	.214	3	14	0	3	1	0	0	2	0	0	0	0	0	3	0	0	0	.214	.286
2017	NLWC	COL	ARI	.500	1	2	1	1	0	0	0	0	0	0	0	0	0	1	0	0	0	.500	.500
2018	NLWC	COL	CHC	.200	1	5	0	1	0	0	0	0	0	0	0	0	0	2	0	0	0	.200	.200
	NLDS	COL	MIL	.083	3	12	0	0	0	0	0	0	0	0	0	0	0	3	1	0	0	.083	.083
<b>Postseason Totals</b>				<b>.229</b>	<b>17</b>	<b>70</b>	<b>5</b>	<b>16</b>	<b>2</b>	<b>0</b>	<b>0</b>	<b>2</b>	<b>0</b>	<b>0</b>	<b>0</b>	<b>1</b>	<b>0</b>	<b>18</b>	<b>2</b>	<b>0</b>	<b>0</b>	<b>.239</b>	<b>.257</b>

**DESMOND'S CAREER ALL-STAR RECORD**

Year	Team	AVG	GS	AB	R	H	2B	3B	HR	RBI	SAC	SF	HBP	BB	IBB	SO	SB	CS	GDP	OBP	SLG	
2012	NL	Did not play	-	-	-	-	-	-	-	-	-	-	-	-	-	-	-	-	-	-	-	-
2016	AL	.000	0	1	0	0	0	0	0	0	0	0	0	0	0	0	0	0	0	0	.000	.000
<b>ASG Totals</b>		<b>.000</b>	<b>0</b>	<b>1</b>	<b>0</b>	<b>0</b>	<b>0</b>	<b>0</b>	<b>0</b>	<b>0</b>	<b>0</b>	<b>0</b>	<b>0</b>	<b>0</b>	<b>0</b>	<b>0</b>	<b>0</b>	<b>0</b>	<b>0</b>	<b>0</b>	<b>.000</b>	<b>.000</b>

**DESMOND'S CAREER FIELDING**

POS.	G	GS	INN	TC	PO	A	E	DP	PCT
SS	917	891	7952.1	3917	1319	2451	147	523	.962
CF	207	198	1745.1	450	430	7	13	2	.971
1B	165	153	1348.2	1407	1311	89	7	125	.995
LF	157	141	1260.2	233	217	9	7	1	.970
2B	5	5	39.2	26	12	12	2	2	.923
RF	2	1	7.1	3	3	0	0	0	1.000

**DESMOND'S CAREER TRANSACTIONS**

- 2004: Selected by Montreal in the third round of the First-Year Player Draft.
- 2012: Placed on the 15-day disabled list (torn left oblique), July 23; reinstated from the 15-day disabled list, Aug. 17.
- 2016: Signed by Texas to a two-year contract as a Major League free agent, Feb. 29; signed by Colorado to a five-year contract as a Major League free agent, Dec. 13.
- 2017: Placed on the 10-day disabled list (fractured left hand), April 2; reinstated from the 10-day disabled list, April 30; placed on the 10-day disabled list (right calf strain), July 3; reinstated from the 10-day disabled list, July 16; placed on the 10-day disabled list (right calf strain), July 28; sent to Minors for rehabilitation (Albuquerque), Aug. 24; reinstated from the 10-day disabled list, Aug. 28.
- 2020: Placed on the restricted list (opting out of 2020 season), July 3; reinstated, Nov. 1.

**CAREER AWARDS**

**All-Star** 2012 (NL)  
2016 (AL)

**Silver Slugger** 2012 (NL)  
2013 (NL)  
2014 (NL)  
2016 (AL)

**MLBPAA Heart and Hustle Award** 2011  
2013  
2014  
2015  
2016

**Roberto Clemente Award Nominee** 2011  
2014  
2017  
2018  
2019  
2020

**MULTI-HOME RUN GAMES (5)**

No.	Date	Opp.	Pitcher(s)
2	8/11/10	FLA	C. Volstad / J. Veras
2	8/10/15	at LAD	B. Anderson / J. Howell
2	5/3/17	at SD	Jered Weaver
2	5/6/18	at NYM	N. Syndergaard / H. Robles
2	6/15/18	at TEX	Y. Méndez / M. Moore

**WALK-OFF RBI (7)**

Date	Opp.	Pitcher	Play
8/26/10	STL	Blake Hawksworth	RBI single
7/31/11	NYM	Bobby Parnell	RBI single
4/21/12	MIA	Edward Mujica	Sacrifice fly
5/2/12	ARI	J.J. Putz	Two-run home run
6/24/15	ATL	David Aardsma	Sacrifice fly
9/19/16	LAA	José Álvarez	RBI single
8/23/18	SD	Kirby Yates	Two-run home run

**GRAND SLAMS (4)**

Date	Opp.	Pitcher
6/19/13	at PHI	Michael Stutes
4/10/14	MIA	Arquimedes Caminero
6/3/17	at SD	José Torres
6/15/19	SD	Robbie Erlin

**LEADOFF HOME RUNS (3)**

Date	Opp.	Pitcher
9/3/11	NYM	Dillon Gee
9/5/11	LAD	Hiroki Kuroda
4/10/12	at NYM	Dillon Gee

# 35

Ht: 6-1      Wt: 225      B/T: R/R  
**Opening Day Age:** 30  
**Born:** Nov. 17, 1990 in Maracaibo, Venezuela  
**Major League Service:** 4.088  
**Contract:** Through 2021  
**Obtained:** Signed as a Minor League free agent, Jan. 6, 2020  
**Pronunciation:** ee-LEE-ahs DEE-az



## ELIAS DÍAZ

CATCHER

DÍAZ, E.

### CAREER HIGHLIGHTS

- Appeared in 250 games with the Pirates from 2015-19
- Named a Mid-Season and Post-Season All-Star in 2015 in the Triple-A International League and in 2014 in the Double-A Eastern League
- Represented the World Team at the 2015 All-Star Futures game in Cincinnati
- Won *Baseball America's* "Captain's Catcher" Award in 2015, given to the best defensive catcher in Minor League Baseball

#### MAJOR LEAGUE DEBUT

9/12/15 with PIT vs. MIL

#### FIRST ML HIT

5/2/17 at CIN (single, Robert Stephenson)

#### FIRST ML HOME RUN

6/2/17 at NYM (Paul Sewald)

**2020:** Appeared in 26 games in his first season with the Rockies, after signing a Minor League contract on Jan. 6.

- Made 13 starts, 13 at catcher and two as the designated hitter ... Colorado went 6-7 in his 13 starts at catcher ... did not make his first start until Aug. 7 at Seattle ... hit safely in 11 starts, including eight of his last 10.
- Hit his first home run and first RBI of the season on Sept. 15 vs. Oakland, the first Rockies catcher to hit a home run in 2020.
- Recorded nine RBI over his last 11 games from Sept. 15 through the end of the season, including a season-high two RBI four times.
- Recorded a career-high seven total bases and career-high-tying three hits on Sept. 26 at Arizona ... doubled and hit his second home run of the season.
- On the restricted list from Aug. 17-20 after violating team protocols.

**2019:** Made a career-high 96 appearances at catcher and a career-high 101 appearances overall for the Pittsburgh Pirates.

- Caught 15 of the 48 base runners attempting to steal against him, a 31% caught-stealing rate.
- Began the season on the 10-day injured list with a virus ... appeared in nine rehab games with High-A Bradenton and Triple-A Indianapolis before being reinstated on April 21.
- Made his first start of the season on April 22 vs. Arizona ... went 5-for-37 (.135) with two RBI in his first 12 games through May 14.
- Started four consecutive games in San Diego, May 16-19, and went 8-for-16.
- Hit .397 (25-for-63) with 14 RBI over an 18-game stretch, May 18-June 7, raising his average from .159 to a season-high .299.
- Had three hits and a season-high four RBI June 1 vs. Milwaukee.
- Hit his first home run of the season June 5 vs. Atlanta off Kevin Gausman ... second home run Sept. 4 vs. Miami off José Ureña.
- Suffered a low-grade MCL right knee sprain on Sept. 21 at Milwaukee and missed the final seven games of the season.

**2018:** Spent the entirety of the season on the Pirates' active roster, his first full year in the Majors.

- Made 70 appearances at catcher, including 59 starts, and threw out 11 of the 32 runners attempting to steal against him (34%).
- Hit .287 (66-for-230) with 12 doubles, 10 home runs and 34 RBI in his 60 starts.
- Batted .346 (28-for-81) against left-handed pitchers.
- Made 14 straight starts while Francisco Cervelli was on the injured list from June 22-July 7, the longest streak by a Pittsburgh catcher since Ryan Doumit made 15 consecutive starts in 2009.

**2017:** Appeared in 64 games across five stints with the Pirates.

- Collected his first Major League hit in his first start, a single off Robert Stephenson on May 2 at Cincinnati.

**(DÍAZ, E., continued)**

- Hit his first Major League home run and recorded a career-high six RBI June 2 at Citi Field ... the six RBI were the most by a Pirates rookie since Andrew McCutchen on Aug. 1, 2009.
- Recorded his lone Major League stolen base June 7 at Baltimore.
- Batted .239 (39-for-163) with 14 doubles, one home run and 19 RBI in his 44 starts.
- Played in 57 games with Triple-A Indianapolis, batting .266 (58-for-218) with 10 doubles, two home runs and 27 RBI.

**2016: Appeared in 35 combined games at four different stops, including one game with Pittsburgh.**

- Began the season on Pittsburgh's 15-day injured list with lateral right elbow discomfort (retroactive to March 25) ... underwent arthroscopic surgery to remove bone chips from his right elbow on May 3, and was transferred to the 60-day injured list on May 19.
- Reinstated from the 60-day injured list and optioned to Triple-A Indianapolis on July 20 ... recalled by Pittsburgh on July 23 and made his first Major League start on July 24 vs. Philadelphia, going 0-for-4 with an RBI.
- Optioned back to Indianapolis on July 26 ... played his final game of the season on Sept. 1 after suffering a left leg infection ... recalled by Pittsburgh and placed on the 60-day injured list on Sept. 13, reinstated on Nov. 4.

**2015: Made two pinch-hit appearances with Pittsburgh, including his Major League debut on Sept. 12 vs. Milwaukee.**

- Recalled by Pittsburgh from Indianapolis on Sept. 1 and made his Major League debut on Sept. 12 as a pinch-hitter, flying out to center field ... made his second appearance on Sept. 30 vs. St. Louis.
- Named International League Mid-Season and Post-Season All-Star, as well as an MiLB.com Organization All-Star.
- Represented the World Team at the All-Star Futures Game in Cincinnati on July 12.
- Won *Baseball America's* "Captain's Catcher" Award, given to the best defensive catcher in all of Minor League baseball.

**2014: Named a Double-A Eastern League Mid-Season and Post-Season All-Star, as well as an MiLB.com Organization All-Star.**

- Hit a combined .312 (112-for-359) with 21 doubles, six home runs and 54 RBI in a career-high 101 Minor League games between Double-A Altoona and Triple-A Indianapolis.
- Named the Eastern League's "Best Defensive Catcher" by coaches and managers.
- Hit safely in a career-high 16 straight games from July 22-Aug. 14, batting .450 over that span.
- Named to the Arizona Fall League Rising Stars Game after hitting .260 (13-for-50) in 15 games with Scottsdale.

**2013: Spent the entire season with High-A Bradenton, where he made 55 appearances behind the plate.**

- Batted .386 (17-for-44) in 13 games in August, and .338 (25-for-74) in his final 21 games overall.
- Hit his two home runs in back-to-back games on May 19 and May 22.

**2012: In his second straight full season with Low-A West Virginia, led all South Atlantic League catchers in games (92) and assists (86).**

**2011: Established Minor League career highs in doubles and stolen bases with West Virginia.**

**2010: Appeared in 41 games with the GCL Pirates in his first season playing in the United States.**

**2009: Ranked first among Venezuelan Summer League catchers in games, total chances and assists in his first professional season.**

**PERSONAL:** Elias David Díaz ... son of Ana Soto and Porfirio Díaz ... resides in Venezuela during the offseason.

- Married to Katherine Delgado ... has two children, Eliana Díaz and Elanie Díaz.
- Favorite athlete as a kid was Iván Rodríguez.
- Enjoys jet skiing at the beach during the offseason.

 @ELIASDIAZ32

 @ELIASDIAZ29

**(DÍAZ, E., continued)**

2020	HIGHS AND LOWS	CAREER
3, Sept. 26 at ARI.....	Hits.....	3, 9x, last: Sept. 26, 2020 at ARI
1, 2x, last: Sept. 26 at ARI.....	Home Runs.....	1, 15x, last: Sept. 26, 2020 at ARI
2, 4x, last: Sept. 26 at ARI.....	RBI.....	6, June 2, 2017 at NYM
3, Sept. 18-21.....	Hit Streak.....	5, 5x, last: Aug. 25-Sept. 4, 2019
2, Sept. 26 at ARI.....	Runs.....	2, 10x, last: Sept. 26, 2020 at ARI
1, 2x, last: Sept. 26 at ARI.....	Doubles.....	2, July 3, 2018 at LAD
None.....	Triples.....	None
7, Sept. 26 at ARI.....	Total Bases.....	7, Sept. 26, 2020 at ARI
2, Aug. 26 at ARI.....	Walks.....	2, 5x, last: Aug. 26, 2020 at ARI
2, 2x, last: Sept. 26 at ARI.....	Strikeouts.....	3, 3x, last: July 22, 2019 vs. STL
None.....	Stolen Bases.....	1, June 7, 2017 at BAL

**DÍAZ, E.**

**DÍAZ'S CAREER RECORD**

Year	Team	AVG	G	AB	R	H	2B	3B	HR	RBI	SAC	SF	HBP	BB	IBB	SO	SB	CS	GDP	OBP	SLG
2009	VSL Pittsburgh	.272	64	232	33	63	13	2	5	36	1	4	5	29	0	47	3	4	5	.359	.409
2010	GCL Pirates	.218	41	142	20	31	5	1	2	20	0	2	3	10	0	28	0	2	0	.280	.310
2011	West Virginia	.221	90	326	38	72	23	3	2	45	5	2	4	23	0	69	6	1	7	.279	.328
2012	West Virginia	.208	92	313	32	65	14	1	3	26	3	6	3	22	0	51	2	2	15	.262	.288
2013	Bradenton	.279	57	183	30	51	12	2	2	15	3	2	1	31	0	33	4	4	3	.382	.399
2014	Altoona	.328	91	326	41	107	20	0	6	54	2	8	1	30	0	51	3	2	11	.378	.445
	Indianapolis	.152	10	33	4	5	1	0	0	0	0	0	1	3	0	6	0	1	2	.243	.182
2015	Indianapolis	.271	93	325	33	88	16	4	4	47	2	5	2	29	0	47	1	4	9	.330	.382
	<b>PITTSBURGH</b>	<b>.000</b>	<b>2</b>	<b>2</b>	<b>0</b>	<b>0</b>	<b>0</b>	<b>0</b>	<b>0</b>	<b>0</b>	<b>0</b>	<b>0</b>	<b>0</b>	<b>0</b>	<b>0</b>	<b>1</b>	<b>0</b>	<b>0</b>	<b>0</b>	<b>.000</b>	<b>.000</b>
2016	Bradenton	.391	7	23	6	9	0	0	1	5	0	1	0	4	0	2	0	1	0	.464	.522
	Altoona	.286	2	7	0	2	0	0	0	1	0	0	0	1	0	1	0	0	1	.375	.286
	Indianapolis	.266	25	94	4	25	3	0	0	10	0	0	0	3	0	17	1	0	4	.289	.298
	<b>PITTSBURGH</b>	<b>.000</b>	<b>1</b>	<b>4</b>	<b>0</b>	<b>0</b>	<b>0</b>	<b>0</b>	<b>0</b>	<b>1</b>	<b>0</b>	<b>0</b>	<b>0</b>	<b>0</b>	<b>0</b>	<b>1</b>	<b>0</b>	<b>0</b>	<b>0</b>	<b>.000</b>	<b>.000</b>
2017	Indianapolis	.266	57	218	19	58	10	0	2	27	1	0	1	9	0	36	3	0	9	.298	.339
	<b>PITTSBURGH</b>	<b>.223</b>	<b>64</b>	<b>188</b>	<b>18</b>	<b>42</b>	<b>14</b>	<b>0</b>	<b>1</b>	<b>19</b>	<b>0</b>	<b>1</b>	<b>0</b>	<b>11</b>	<b>0</b>	<b>38</b>	<b>1</b>	<b>0</b>	<b>8</b>	<b>.265</b>	<b>.314</b>
2018	<b>PITTSBURGH</b>	<b>.286</b>	<b>82</b>	<b>252</b>	<b>33</b>	<b>72</b>	<b>12</b>	<b>0</b>	<b>10</b>	<b>34</b>	<b>0</b>	<b>3</b>	<b>1</b>	<b>21</b>	<b>1</b>	<b>40</b>	<b>0</b>	<b>1</b>	<b>4</b>	<b>.339</b>	<b>.452</b>
2019	Bradenton##	.400	2	5	1	2	2	0	0	2	0	0	0	2	0	1	1	0	0	.571	.800
	Indianapolis##	.414	7	29	5	12	3	0	0	4	0	0	0	1	0	5	0	0	0	.433	.517
	<b>PITTSBURGH</b>	<b>.241</b>	<b>101</b>	<b>303</b>	<b>31</b>	<b>73</b>	<b>14</b>	<b>0</b>	<b>2</b>	<b>28</b>	<b>1</b>	<b>3</b>	<b>2</b>	<b>23</b>	<b>0</b>	<b>56</b>	<b>0</b>	<b>0</b>	<b>11</b>	<b>.296</b>	<b>.307</b>
2020	<b>COLORADO</b>	<b>.235</b>	<b>26</b>	<b>68</b>	<b>4</b>	<b>16</b>	<b>2</b>	<b>0</b>	<b>2</b>	<b>9</b>	<b>0</b>	<b>0</b>	<b>0</b>	<b>5</b>	<b>0</b>	<b>15</b>	<b>0</b>	<b>0</b>	<b>4</b>	<b>.288</b>	<b>.353</b>
	<b>Minor League Totals</b>	<b>.262</b>	<b>638</b>	<b>2256</b>	<b>266</b>	<b>590</b>	<b>122</b>	<b>13</b>	<b>27</b>	<b>292</b>	<b>17</b>	<b>30</b>	<b>21</b>	<b>197</b>	<b>0</b>	<b>394</b>	<b>24</b>	<b>21</b>	<b>66</b>	<b>.323</b>	<b>.363</b>
	<b>Major League Totals</b>	<b>.248</b>	<b>276</b>	<b>817</b>	<b>86</b>	<b>203</b>	<b>42</b>	<b>0</b>	<b>15</b>	<b>91</b>	<b>1</b>	<b>7</b>	<b>3</b>	<b>60</b>	<b>1</b>	<b>151</b>	<b>1</b>	<b>1</b>	<b>27</b>	<b>.300</b>	<b>.355</b>

# Minor League rehab

**DÍAZ'S CAREER FIELDING**

POS.	G	GS	INN	TC	PO	A	E	DP	PCT	SB	CS	CS%
C	246	192	1798.1	1800	1637	138	25	16	.986	97	34	26.0

**DÍAZ'S CAREER TRANSACTIONS**

- 2008: Signed as a non-drafted international free agent, Nov. 7.
- 2016: Placed on the 15-day injured list (right elbow discomfort), April 3; transferred to the 60-day injured list, May 19; sent to Minors for rehabilitation (Bradenton), July 4; reinstated from 60-day injured list and optioned to Minors (Indianapolis), July 20; placed on the 60-day injured list (leg infection), Sept. 13; reinstated from 60-day injured list, Nov. 4).
- 2019: Placed on the 10-day injured list (virus), March 28; sent to Minors for rehabilitation (Bradenton), April 4; reinstated from 10-day injured list, April 21.
- 2020: Signed by Colorado as a Minor League free agent, Jan. 6; placed on the restricted list, Aug. 17; reinstated Aug. 20.

# 37

Ht: 6-0    Wt: 256    B/T: R/R  
**Opening Day Age:** 29  
**Born:** May 27, 1991 in Puerto La Cruz, Venezuela  
**Major League Service:** 3.083  
**Contract:** Through 2021  
**Obtained:** Acquired via trade with Los Angeles-AL, Dec. 11, 2014; re-signed as Minor League free agent Dec. 20, 2018  
**Pronunciation:** HI-roh DEE-az



## JAIRO DÍAZ

RIGHT-HANDED PITCHER

### CAREER HIGHLIGHTS

- Made 80 appearances and recorded nine saves over the last two seasons, ranking second on the Rockies in both categories over that span
- Returned to the Major Leagues in 2019 after making just four appearances since the end of the 2015 season
- Earned his first career save on Sept. 6, 2019 at San Diego
- Pitched a career-high 56 games in 2019, the third most on the club
- Missed all of 2016 after undergoing Tommy John surgery
- Converted to pitcher following the 2009 season, after beginning his career as a catcher

DÍAZ, J.

#### MAJOR LEAGUE DEBUT

9/8/14 with LAA at CLE

#### FIRST ML WIN

5/28/19 vs. ARI

#### FIRST ML SAVE

9/6/19 at SD

**2020: Made 24 relief appearances, the second-most of his career and tied for the second-most on the club.**

- Recorded four saves, also the second-most of his career (five saves in 2019).
- Allowed runs in eight appearances, including multiple runs seven times and a career-high seven runs on Sept. 1 vs. San Francisco.
- Scoreless in his first five appearances through Aug. 2 ... scored upon in seven of 11 appearances Aug. 3 through Sept. 1, allowing 18 runs (14 earned) across nine innings pitched (14.00 ERA) ... scoreless in seven of his last eight appearances to end the season.
- Pitched a career-high tying two innings on Sept. 8 at San Diego (seventh time) ... tossed more than one inning on two occasions.
- Allowed his first home run of the season on Aug. 30 vs. San Diego, snapping a streak of 32.2 innings pitched without allowing a homer, dating back to Aug. 1, 2019 ... the streak was the third-longest active streak in the NL.

**2019: Made a career-high 56 appearances, the third most on the club, after not appearing in the Majors in 2018.**

- His five saves were the most among all Major League rookies ... 56 appearances ranked ninth among rookies in the Majors and were third most in the National League.
- His 33 appearances in the second half led the team.
- Converted his first Major League save on Sept. 6 at San Diego ... converted five of six save opportunities in September, while posting a 4.20 ERA (15.0 IP, 7 ER).
- Earned his first Major League win May 28 vs. Arizona after pitching a scoreless inning.
- Posted a 3.07 ERA (29.1 IP, 10 ER) with eight walks and 32 strikeouts in 26 games from July 25 through the end of the season ... had a 2.38 ERA (11.1 IP, 3 ER) in 10 August appearances.
- Went 1-0 with six saves and a 0.45 ERA (20.0 IP, 1 ER) across 16 games with Triple-A Albuquerque.

**2018: Made 13 relief appearances between Short-Season Boise, High-A Lancaster and Triple-A Albuquerque.**

- Combined across the three levels to go 1-1 with a 5.84 ERA (12.1 IP, 8 ER), nine walks and 11 strikeouts.
- Declared free agency following the season and then re-signed with the Rockies on a Minor League contract on Jan. 2, 2019.

**2017: Spent most of the season with Triple-A Albuquerque, and made four appearances for Colorado across two stints.**

- Went 0-0 with a 9.00 ERA (5.0 IP, 5 ER) in four appearances with the Rockies ... pitched a career-high-tying two innings on July 19 vs. San Diego.



**(DÍAZ, J., continued)**

- Was 0-1 with a 5.00 ERA (18.0 IP, 10 ER) and three saves over 20 appearances for Triple-A Albuquerque.
- Placed on the 10-day disabled list on April 2 to continue his recovery from Tommy John surgery ... made two rehab appearances with High-A Lancaster before being reinstated April 20 ... placed on the 60-day disabled list on Sept. 10 with right elbow inflammation and reinstated on Nov. 3.

**2016: Missed the entire 2016 season due to Tommy John surgery.**

**2015: Spent a majority of the season with Triple-A Albuquerque, before being recalled on Aug. 23 by Colorado, where he would finish the remainder of the season.**

- Went 0-1 with a 2.37 ERA (19.0 IP, 5 ER) in 21 appearances with the Rockies, striking out 18 batters and walking six ... pitched five scoreless appearances (4.0 IP) to begin his Rockies career.
- Was 3-5 with a 4.58 ERA (55.0 IP, 28 ER) over 47 relief appearances for Albuquerque, with eight saves in 14 opportunities.

**2014: Appeared in games at three levels for the Angels, and made his Major League debut Sept. 8 at Cleveland.**

- In five appearances for the Angels, allowed two runs over 5.2 innings while striking out eight with three walks.
- Began the season with High-A Inland Empire, going 2-3 with four saves and a 4.78 ERA (32.0 IP, 17 ER).
- Promoted to Double-A Arkansas June 25, where he made 27 relief appearances and was a perfect 11-for-11 in save opportunities.
- Traded to the Rockies on Dec. 14 in exchange for infielder Josh Rutledge.

**2013: Split the season between Low-A Burlington and High-A Inland Empire, going 0-5 with a 5.91 ERA (56.1 IP, 37 ER) in 45 combined appearances.**

- Limited opponents to a .220 average (27-for-123) at Burlington with a 3.97 ERA (34.0 IP, 15 ER) before being promoted July 10 ... finished the season with Inland Empire and went 0-2 with a 8.87 ERA (22.1 IP, 22 ER).

**2012: Made a combined 27 appearances, all starts, between Low-A Cedar Rapids and Rookie Level Orem, his last season as a full-time starting pitcher.**

- Went 7-13 with a 6.45 ERA (143.2 IP, 103 ER), 52 walks and 106 strikeouts ... struck out 61 batters for Orem, the second-most on the club and ninth-most in the Pioneer League.

**2011: Made 15 appearances, including 14 starts, between the Arizona League Angels and Low-A Cedar Rapids.**

- Went 4-1 with a 4.08 ERA (57.1 IP, 26 ER) in 11 appearances, 10 starts, for the AZL Angels, before being promoted to Cedar Rapids, where he went 0-3 with an 8.20 ERA (18.2 IP, 17 ER) in four starts.

**2010: Made 16 relief appearances with the DSL Angels in his first season as a pitcher.**

- Went 3-1 with a 3.67 ERA (27.0 IP, 11 ER) and three saves.

**2009: In his last season as a catcher, batted .118 (8-for-68) in 24 games with the DSL Angels.**

**2008: In his first professional season, batted .184 (18-for-98) with one home run in 31 games.**

**PERSONAL:** Jairo Jose Díaz resides in Puerto La Cruz, Anzoategui, Venezuela.

- He and his late wife, Duby Leal De Díaz, have a daughter, Hannah Charlotte.
- At the age of 14, Díaz left school to attend a baseball academy in his hometown of Puerto La Cruz.
- Signed to play professional baseball at the age of 16 ... began playing baseball as a catcher, before converting to a pitcher at the age of 19.



**(DÍAZ, J., continued)**

2020	HIGHS AND LOWS	CAREER
2.0, Sept. 8 at SD.....	Most IP.....	2.0, 7x, last: Sept. 8, 2020 at SD
None.....	Low-hit CG.....	None
7, Sept. 1 vs. SF.....	Runs.....	7, Sept. 1, 2020 vs. SF
7, Sept. 1 vs. SF.....	ER.....	7, Sept. 1, 2020 vs. SF
6, Sept. 1 vs. SF.....	Hits.....	6, Sept. 1, 2020 vs. SF
2, Sept. 1 vs. SF.....	HRs.....	2, Sept. 1, 2020 vs. SF
3, Aug. 16 vs. TEX.....	Walks.....	3, 2x, last: Aug. 16, 2020 vs. TEX
3, July 31 vs. SD.....	Strikeouts.....	3, 9x, last: July 31, 2020 vs. SD
None.....	10+ Strikeout Games.....	None
1, Aug. 25.....	Win Streak.....	3, July 12-Aug. 2, 2019
1, 2x, last: Sept. 22 at SF.....	Losing Streak.....	2, June 14-21, 2019

**DÍAZ'S CAREER RECORD**

Year	Team	W	L	ERA	G	GS	CG	SHO	GF	SV	IP	H	R	ER	HR	HB	BB	IBB	SO	WP	BK
2010	DSL Angels	3	1	3.67	16	0	0	0	9	3	27.0	22	12	11	0	3	10	0	28	4	1
2011	AZ League Angels	4	1	4.08	11	10	0	0	0	0	57.1	59	33	26	3	3	18	0	44	7	0
	Cedar Rapids	0	3	8.20	4	4	0	0	0	0	18.2	24	18	17	1	3	12	1	10	1	0
2012	Cedar Rapids	2	7	7.70	13	13	0	0	0	0	69.0	99	63	59	8	6	29	0	45	7	0
	Orem	5	6	5.30	14	14	0	0	0	0	74.2	93	57	44	5	4	23	1	61	17	1
2013	Burlington	0	3	3.97	32	0	0	0	22	8	34.0	27	16	15	3	4	11	1	28	2	0
	Inland Empire	0	2	8.87	13	0	0	0	4	0	22.1	38	27	22	3	0	14	1	21	6	1
2014	Inland Empire	2	3	4.78	29	0	0	0	16	4	32.0	31	18	17	2	1	10	1	37	8	0
	Arkansas	2	1	2.20	27	0	0	0	18	11	32.2	30	8	8	2	1	10	1	48	4	0
	LOS ANGELES-AL	0	0	3.18	5	0	0	0	2	0	5.2	4	2	2	0	0	3	0	8	0	0
2015	Albuquerque	3	5	4.58	47	0	0	0	32	8	55.0	51	31	28	6	4	37	0	50	2	0
	COLORADO	0	1	2.37	21	0	0	0	5	0	19.0	16	6	5	2	0	6	0	18	0	0
2016	Did not pitch	-	-	-	-	-	-	-	-	-	-	-	-	-	-	-	-	-	-	-	-
2017	Lancaster	0	0	9.00	2	0	0	0	0	0	2.0	3	2	2	1	0	0	0	3	0	0
	Albuquerque	0	1	5.00	20	0	0	0	0	3	18.0	16	10	10	1	0	7	0	17	0	0
	COLORADO	0	0	9.00	4	0	0	0	3	0	5.0	12	6	5	0	1	5	0	2	0	0
2018	Boise	1	0	2.25	4	0	0	0	0	0	4.0	3	1	1	0	0	1	0	3	0	1
	Lancaster	0	1	5.79	5	0	0	0	1	0	4.2	2	3	3	0	1	4	0	3	0	0
	Albuquerque	0	0	9.82	4	0	0	0	2	0	3.2	3	5	4	0	0	4	1	5	4	0
2019	Albuquerque	1	0	0.45	16	0	0	0	10	6	20.0	12	1	1	0	1	6	0	22	1	1
	COLORADO	6	4	4.53	56	0	0	0	20	5	57.2	56	34	29	7	2	19	0	63	4	0
2020	COLORADO	1	2	7.65	24	0	0	0	12	4	20.0	31	21	17	4	3	14	1	17	2	0
<b>Minor League Totals</b>		<b>23</b>	<b>34</b>	<b>5.08</b>	<b>257</b>	<b>41</b>	<b>0</b>	<b>0</b>	<b>122</b>	<b>43</b>	<b>475.0</b>	<b>513</b>	<b>305</b>	<b>268</b>	<b>35</b>	<b>31</b>	<b>196</b>	<b>7</b>	<b>425</b>	<b>63</b>	<b>5</b>
<b>Major League Totals</b>		<b>7</b>	<b>7</b>	<b>4.86</b>	<b>110</b>	<b>0</b>	<b>0</b>	<b>0</b>	<b>42</b>	<b>9</b>	<b>107.1</b>	<b>119</b>	<b>69</b>	<b>58</b>	<b>13</b>	<b>6</b>	<b>47</b>	<b>1</b>	<b>108</b>	<b>6</b>	<b>0</b>

Year	Team	AVG	G	AB	R	H	2B	3B	HR	RBI	SAC	SF	HBP	BB	IBB	SO	SB	CS	GIDP	OBP	SLG
2008	DSL Angels	.184	31	98	12	18	3	0	1	7	2	1	1	11	0	33	1	1	2	.270	.245
2009	DSL Angels	.118	24	68	5	8	2	0	0	5	1	0	4	15	0	26	0	2	1	.310	.147
<b>Minor League Totals</b>		<b>.155</b>	<b>83</b>	<b>168</b>	<b>17</b>	<b>26</b>	<b>5</b>	<b>0</b>	<b>1</b>	<b>12</b>	<b>3</b>	<b>1</b>	<b>5</b>	<b>26</b>	<b>0</b>	<b>60</b>	<b>1</b>	<b>3</b>	<b>3</b>	<b>.285</b>	<b>.202</b>

**DÍAZ'S CAREER FIELDING**

Pos.	G	GS	INN	TC	PO	A	E	DP	PCT
P	110	0	107.1	22	9	11	2	4	.909

**DÍAZ'S CAREER TRANSACTIONS**

- 2007: Signed by Los Angeles-AL as a non-drafted international free agent, Aug. 1.
- 2014: Acquired by Colorado from Los Angeles-AL in exchange for INF Josh Rutledge, Dec. 10.
- 2016: Placed on the 60-day disabled list (right elbow surgery), April 3; reinstated from the 60-day disabled list, Nov. 7.
- 2017: Placed on 10-day disabled list (recovery from right elbow surgery), April 2; sent to Minors for rehabilitation (Lancaster), April 10; removed from disabled list and optioned to Minors (Albuquerque), April 29; placed on 60-day disabled list (right elbow inflammation), Sept.10; reinstated from the 60-day disabled list (right elbow inflammation), Nov. 6.
- 2018: Signed by Colorado to a Minor League contract, June 18.
- 2019: Signed by Colorado to a Minor League contract, Jan. 2.

**DÍAZ, J.**

# 64

**Ht:** 6-2    **Wt:** 179    **B/T:** L/L  
**Opening Day Age:** 26  
**Born:** July 16, 1994 in Cincinnati, Ohio  
**Major League Service:** 0.144  
**Contract:** Through 2021  
**Obtained:** Acquired via trade with New York-AL, March 23, 2019  
**Pronunciation:** DEEL



## PHILLIP DIEHL

LEFT-HANDED PITCHER

### CAREER HIGHLIGHTS

- Made his Major League debut with the Rockies in 2019, making 10 appearances
- Attended his first Major League Spring Training with New York-AL in 2019 as a non-roster invitee
- Led all 2018 Yankees Minor Leaguers with a 12.90 strikeouts-per-nine innings rate (108 SO, 75.1 IP)
- Traded by New York to the Rockies in exchange for outfielder Mike Tauchman on March 23, 2019

### MAJOR LEAGUE DEBUT

6/11/19 vs. CHC

DIEHL

#### 2020: Made six appearances across two stints on the active roster, including his first Opening Day roster.

- Tossed a season-high and career-high-tying 1.2 innings on Aug. 21 at Los Angeles-NL (also: Sept. 20, 2019 at Los Angeles-NL) ... pitched more than one inning in three of his six outings.
- Allowed a career-high three runs on a career-high-tying three hits Aug. 11 vs. Arizona.
- Limited left-handed hitters to a .250 batting average, but allowed both of his home runs to a left-handed hitter.

#### 2019: Acquired by Colorado from New York-AL on March 23 in exchange for outfielder Mike Tauchman, and made his Major League debut with the Rockies on June 11 vs. Chicago-NL.

- Allowed two runs on three hits and one walk in his debut ... struck out Tyler Chatwood for his first Major League strikeout.
- Cumulatively, made three stints with the Rockies and allowed six runs over 7.1 innings (7.36 ERA) in 10 appearances.
- Struck out the side in order for the first time in his final appearance of the season, Sept. 28 vs. Milwaukee.
- Pitched a career-high 1.2 innings Sept. 20 at Dodger Stadium, snapping a streak of three outings without recording an out while facing just one batter.
- Posted a 5.22 ERA (58.2 IP, 34 ER) in 50 appearances between Double-A Hartford and Triple-A Albuquerque ... pitched 13.1 scoreless innings to begin the season with Hartford.

#### 2018: Made a career-high 39 appearances across High-A Tampa and Double-A Trenton.

- Used exclusively as a reliever after making five starts in 2017 ... pitched two or more innings in 29 of his 39 appearances.
- Made 25 appearances for High-A Tampa prior to his July 13 promotion to Double-A Trenton.
- Struck out 108 batters across 75.1 IP across both levels, giving him a 12.90 strikeouts-per-nine innings rate that led all Yankees Minor Leaguers.

#### 2017: Spent the entire season with Low-A Charleston, making 28 appearances including five starts.

- As a starter, went 3-2 with a 5.16 ERA (22.2 IP, 13 ER) with 11 walks and 26 strikeouts ... as a reliever, went 6-1 with a 2.44 ERA (62.2 IP, 17 ER), 15 walks and 75 strikeouts ... posted a WHIP of 1.195.
- Made his lone quality start on May 21 vs. Augusta, pitching six innings while allowing two runs on five hits with three walks and seven strikeouts.

#### 2016: Selected by New York-AL in the 27th round of the First-Year Player Draft out of Louisiana Tech and made his professional debut with Rookie Level Pulaski.

- Went 4-0 with Pulaski across 14 appearances, including one start ... in his one start, allowed one hit over five scoreless innings with no walks and seven strikeouts on Aug 21 vs. Princeton.
- Across 13 relief appearances for Pulaski, posted a 3.04 ERA (26.2 IP, 9 ER) with six walks and 31 strikeouts.
- Including his start, opponents batted .197 across his 15 games with Pulaski.
- Made one appearance for Short-Season Staten Island on Sept. 5, and pitched two innings while allowing one hit with three strikeouts.

**(DIEHL, continued)**

**PERSONAL:** Phillip Stewart Diehl ... son of Drew and Susan ... resides in Cincinnati, Ohio in the offseason ... has a sister, Emily.



@REALDIEHL11



@PHEPHEFOZZ

**HIGH SCHOOL / COLLEGE:** Attended Moeller High School in Cincinnati ... played two seasons (2015-16) at Louisiana Tech following one season at Wabash Valley College (2014) and one year at Evansville (2013).

- On the team that made the first NCAA Tournament appearance for Louisiana Tech since 1987.
- Great Rivers Athletic Conference Pitcher of the Year at Wabash in 2014.
- Teammates with Kyle Freeland at Evansville in 2013.

**DIEHL**

2020	HIGHS AND LOWS	CAREER
1.2, Aug. 21 at LAD	<b>Most IP</b> .....	1.2, 2x, last: Aug. 21, 2020 at LAD
None	<b>Low-hit CG</b> .....	None
3, Aug. 11 vs. ARI	<b>Runs</b> .....	3, Aug. 11, 2020 vs. ARI
3, Aug. 11 vs. ARI	<b>ER</b> .....	3, Aug. 11, 2020 vs. ARI
3, Aug. 11 vs. ARI	<b>Hits</b> .....	3, 2x, last: Aug. 11, 2020 vs. ARI
1, 2x, last: Aug. 30 vs. SD	<b>HRs</b> .....	1, 3x, last: Aug. 30, 2020 vs. SD
1, Aug. 28 vs. SD	<b>Walks</b> .....	1, 3x, last: Aug. 28, 2020 vs. SD
2, Aug. 3 vs. SF	<b>Strikeouts</b> .....	3, Sept. 28, 2019 vs. MIL
None	<b>10+ Strikeout Games</b> .....	None
No wins	<b>Win Streak</b> .....	No wins
No losses	<b>Losing Streak</b> .....	No losses

**DIEHL'S CAREER RECORD**

Year	Team	W	L	ERA	G	GS	CG	SHO	GF	SV	IP	H	R	ER	HR	HB	BB	IBB	SO	WP	BK
2016	Pulaski	4	0	2.56	14	1	0	0	8	1	31.2	23	11	9	1	4	6	0	38	2	0
	Staten Island	1	0	0.00	1	0	0	0	0	0	2.0	1	0	0	0	0	0	0	3	0	0
2017	Charleston	9	3	3.16	28	5	0	0	11	2	85.1	76	31	30	4	3	26	1	101	7	0
2018	Tampa	2	2	3.14	25	0	0	0	6	3	48.2	37	20	17	2	1	12	0	79	0	0
	Trenton	0	1	1.35	14	0	0	0	2	1	26.2	18	4	4	2	1	11	1	29	2	0
2019	Hartford	0	0	0.00	11	0	0	0	2	0	13.1	5	0	0	0	1	3	0	12	0	0
	Albuquerque	2	1	6.75	39	0	0	0	10	0	45.1	54	35	34	16	0	15	0	52	1	0
2020	<b>COLORADO</b>	0	0	<b>7.36</b>	10	0	0	0	2	0	7.1	10	6	6	1	1	2	0	8	1	0
2020	<b>COLORADO</b>	0	0	<b>10.50</b>	6	0	0	0	2	0	6.0	7	7	7	2	0	1	0	4	0	0
<b>Minor League Totals</b>		18	7	3.34	132	6	0	0	39	7	253.0	214	101	94	25	10	73	2	314	12	0
<b>Major League Totals</b>		0	0	8.78	16	0	0	0	4	0	13.1	17	13	13	3	1	3	0	12	1	0

**DIEHL'S CAREER TRANSACTIONS**

- 2016: Selected by New York-AL in the 27th round of the First-Year Player Draft.
- 2019: Acquired by Colorado from New York-AL in exchange for OF Mike Tauchman, March 23.

# 59

Ht: 6-6      Wt: 244      B/T: R/R  
**Opening Day Age:** 24  
**Born:** May 1, 1996 in Vienna, Va.  
**Major League Service:** 0.014  
**Contract:** Through 2021  
**Obtained:** Selected in the Competitive Balance Round B of the 2017 First-Year Player Draft



## TOMMY DOYLE

RIGHT-HANDED PITCHER

DOYLE

### CAREER HIGHLIGHTS

- Made his Major League debut on Sept. 23, 2020 at San Francisco, his first of three appearances in his first Major League season
- First Major League Spring Training in 2020
- Post-Season All-Star with High-A Lancaster in 2019
- Led the South Atlantic League with 18 saves in 2018, and the California League with 19 saves in 2019

### MAJOR LEAGUE DEBUT

9/23/20 at SF

#### 2020: Made his Major League debut on Sept. 23 at San Francisco, his first of three relief appearances.

- Had his contract selected from the alternate training site on Sept. 23 and made his debut that night at San Francisco ... entered the game in the eighth inning with the Rockies trailing 5-2 ... allowed two runs on four hits with no walks and one strikeout in one inning pitched ... struck out Austin Slater for his first Major League strikeout.
- Made three total appearances, allowing runs in two of his outings ... tossed a scoreless inning Sept. 25 at Arizona.
- Invited to his first Major League Spring Training, where he went 1-0 with a 2.25 ERA (4.0 IP, 1 ER), one walk and three strikeouts over four appearances.

#### 2019: Spent the entire season in High-A Lancaster and was a Post-Season All-Star after going 2-3 with a league-leading 19 saves and a 3.25 ERA (36.0 IP, 13 ER).

- His league-leading 19 saves were a career high.
- Placed on the seven-day injured list on May 1 with back spasms, and was reinstated June 4.
- Struck out four batters over 1.1 innings of work twice: April 10 vs. Lake Elsinore and June 5 at Rancho Cucamonga.

#### 2018: Led the South Atlantic League with 52 relief appearances and 18 saves.

- Posted a 0.92 ERA (29.1 IP, 3 ER) across 27 appearances in the second half.

#### 2017: Made his professional debut with Rookie Level Grand Junction.

- Made 20 relief appearances and recorded three saves in his first professional season.
- Went 2-1 with a 3.12 ERA (8.2 IP, 3 ER) and two saves in two opportunities over seven appearances in August.

**PERSONAL:** Thomas Nelson Doyle ... son of George and Laura ... has two older siblings, Matt and Claire, and a twin sister, Katherine.  
 • Enjoys playing basketball, golf and ping pong in his free time.



@ODOYLE\_RULES1



@TOMMYDOYLE16

**HIGH SCHOOL/COLLEGE:** Graduated from Flint Hill School in Oakton, Va.

- Attended the University of Virginia.
- Third-Team All-ACC honoree in 2017.
- Became Virginia's closer in 2017 and converted 14 saves, tied for second in the ACC and the fifth-most for a single season in UVA history.



**(DOYLE, continued)**

**2020 HIGHS AND LOWS**

<b>Most IP</b> .....	1.0, 2x, last: Sept. 25 at ARI
<b>Low-hit CG</b> .....	None
<b>Runs</b> .....	4, Sept. 27 at ARI
<b>ER</b> .....	4, Sept. 27 at ARI
<b>Hits</b> .....	4, Sept. 23 at SF
<b>HRs</b> .....	None
<b>Walks</b> .....	3, Sept. 27 at ARI
<b>Strikeouts</b> .....	1, 2x, last: Sept. 25 at ARI
<b>10+ Strikeout Games</b> .....	None
<b>Win Streak</b> .....	No wins
<b>Losing Streak</b> .....	No losses

**DOYLE'S CAREER RECORD**

Year	Team	W	L	ERA	G	GS	CG	SHO	GF	SV	IP	H	R	ER	HR	HB	BB	IBB	SO	WP	BK
2017	Grand Junction	3	3	5.14	20	0	0	0	12	3	21.0	29	13	12	2	1	10	0	18	3	1
2018	Asheville	7	6	2.31	52	0	0	0	34	18	58.1	52	29	15	2	3	12	0	66	6	0
2019	Lancaster	2	3	3.25	38	0	0	0	32	19	36.0	24	18	13	4	1	13	0	48	2	0
<b>2020</b>	<b>COLORADO</b>	<b>0</b>	<b>0</b>	<b>23.14</b>	<b>3</b>	<b>0</b>	<b>0</b>	<b>0</b>	<b>2</b>	<b>0</b>	<b>2.1</b>	<b>6</b>	<b>6</b>	<b>6</b>	<b>0</b>	<b>0</b>	<b>4</b>	<b>0</b>	<b>2</b>	<b>0</b>	<b>0</b>
<b>Minor League Totals</b>		<b>12</b>	<b>12</b>	<b>3.12</b>	<b>110</b>	<b>0</b>	<b>0</b>	<b>0</b>	<b>78</b>	<b>40</b>	<b>115.1</b>	<b>105</b>	<b>60</b>	<b>40</b>	<b>8</b>	<b>5</b>	<b>35</b>	<b>0</b>	<b>132</b>	<b>11</b>	<b>1</b>
<b>Major League Totals</b>		<b>0</b>	<b>0</b>	<b>23.14</b>	<b>3</b>	<b>0</b>	<b>0</b>	<b>0</b>	<b>2</b>	<b>0</b>	<b>2.1</b>	<b>6</b>	<b>6</b>	<b>6</b>	<b>0</b>	<b>0</b>	<b>4</b>	<b>0</b>	<b>2</b>	<b>0</b>	<b>0</b>

**DOYLE'S CAREER TRANSACTIONS**

- 2017: Selected by Colorado in the Competitive Balance Round B of the First-Year Player Draft (signed by Jordan Czarniecki).

**DOYLE**

# 54

Ht: 6-6      Wt: 279      B/T: R/R  
**Opening Day Age:** 28  
**Born:** Dec. 28, 1992 in Santo Domingo, D.R.  
**Major League Service:** 4.022  
**Contract:** Through 2021  
**Obtained:** Signed as a non-drafted international free agent, May 31, 2011  
**Pronunciation:** ess-TEH-vez



## CARLOS ESTÉVEZ

RIGHT-HANDED PITCHER

### CAREER HIGHLIGHTS

- Has made 195 career appearances since his debut in 2016, tied with Scott Oberg for the second-most appearances on the Rockies over that span, trailing Jake McGee's 225 appearances
- Made a club-high and career-high 71 relief appearances in 2019, after not appearing in the Majors in 2018
- In his career, has posted a 3.24 road ERA and a 6.57 ERA at Coors Field
- Made his first Major League Opening Day roster in 2017
- In 2016, ranked third among Major League rookies with 11 saves

#### MAJOR LEAGUE DEBUT

4/23/16 vs. LAD

#### FIRST ML WIN

5/21/16 at PIT

#### FIRST ML SAVE

6/11/16 vs. SD

ESTÉVEZ

### 2020: Appeared in a team-high 26 games, tied for the sixth-most appearances in the National League.

- Scored upon once over his first nine appearances through Aug. 11 (0.96 ERA), and twice through his first 15 appearances through Aug. 25 (2.25 ERA).
- Went 0-3 with a 18.00 ERA (8.0 IP, 16 ER) over his last 11 appearances, from Aug. 29 through the end of the season, allowing five of his six home runs over that span ... suffered three losses in a span of five outings from Sept. 4-13, tied for the third-most losses by a reliever in the NL.
- Earned his first save since his rookie season on Aug. 16 vs. Texas ... induced a ground ball out for Colorado's second one-pitch save of the season (also: Jairo Díaz, Aug. 2 vs. San Diego), and the fifth one-pitch save in franchise history.

### 2019: Made a club-high and career-high 71 relief appearances, tied for 11th in the National League.

- Posted a career-low 3.75 ERA (72.0 IP, 30 ER), the second-lowest ERA by a Rockies reliever (min. 15 appearances) behind Scott Oberg's 2.25 ERA.
- Among National League relievers, ranked tied for 11th in appearances, tied for 10th in innings (72.0) and tied for 14th in strikeouts (81) ... his 81 strikeouts were tied for 10th most by a Rockies reliever in franchise history.
- Posted a 2.62 ERA (34.1 IP, 10 ER) on the road, the sixth lowest road ERA by a reliever in the National League (min. 30 appearances) ... scored upon seven times in 35 road appearances ... allowed only four runs over his last 20 road games (1.71 ERA).
- Recalled from Triple-A Albuquerque on April 2 and spent the remainder of the season on the active roster ... had one stint on the family medical emergency list Aug. 4-10.
- Allowed runs in each of his first three games after his recall ... after April 11, scored upon 18 times in 68 games for a 3.49 ERA (67.0 IP, 26 ER).
- Had a career-long 9.2-inning, 10-appearance scoreless streak from Sept. 1-16.
- Struck out a career-high four batters over 1.2 innings July 20 at New York-AL.
- Pitched a career-high-tying two innings five times, allowing runs in two of those outings.
- Recorded two wins on the season ... his win on May 1 at Milwaukee was his first since Aug. 9, 2017.

### 2018: Spent a majority of the year on disabled list due to a left oblique strain and right elbow strain.

- Made 28 appearances for Triple-A Albuquerque, going 0-1 with a 6.35 ERA (28.1 IP, 20 ER), 11 walks and 35 strikeouts.
- On the 10-day disabled list with an oblique strain from March 26 to April 23, when he was transferred to the 60-day DL with an elbow strain ... had two rehab stints with Albuquerque (April 5-16, and June 25-July 15) ... reinstated from disabled list and optioned to Triple-A Albuquerque on July 15.

**(ESTÉVEZ, continued)**

**2017: After making his first career Opening Day roster, appeared in 35 games with the Rockies across eight stints, including two stints as the 26th man in a doubleheader.**

- Made his first career postseason appearance in the National League Wild Card Game at Arizona on Oct. 4 ... allowed one run on one hit in 0.1 innings pitched.
- Five relief wins tied for the most among the Rockies and tied for 11th in the National League.

**2016: Made his Major League debut and ranked third among Major League rookies with 11 saves.**

- His 11 saves (in 18 opportunities) the most by a rookie in franchise history.
- Earned his first career save on June 11 vs. San Diego, and his first Major League win on May 21 at Pittsburgh.
- First rookie since Trevor Rosenthal (2013) to record saves in three consecutive games, July 26-28.
- Led the Rockies relievers in strikeouts with 59.

**2015: Split time between High-A Modesto and Double-A New Britain, going a combined 5-3 with 18 saves, and a 3.40 ERA (55.2 IP, 21 ER) in 23 opportunities with 68 strikeouts and 14 walks.**

- Set career highs in innings pitched, saves, strikeouts and WHIP (1.17), with a career-low 3.40 ERA.
- Named a Rising Star in the Arizona Fall League after going 1-2 with a 3.97 ERA (11.1 IP, 5 ER) and six saves in 11 outings for the Salt River Rafter.

**2014: Appeared in 33 games out of the bullpen for Low-A Asheville.**

- Struck out 50 batters while walking only 11 for a 4.54 strikeout-to-walk ratio.

**2013: Spent a majority of the year with Rookie Level Grand Junction, after appearing in two games for Short-Season Tri-City to begin the season.**

- His 35.2 innings pitched for Grand Junction were the most on the club by a reliever.

**2012: Spent his second consecutive season with the Dominican Summer League Rockies.**

- Posted a 3.35 ERA (45.2 IP, 17 ER) in nine starts, and a 8.31 ERA (8.2 IP, 8 ER) in three relief appearances.

**2011: Made six starts and two relief appearances for the DSL Rockies in his first professional season.**

**PERSONAL:** Carlos Samuel Estévez ... resides in his hometown of Santo Domingo, D.R., in the offseason with his parents.

- He and his wife, Margaret, have a daughter, Samantha, born Aug. 2019.
- Has an older brother, Cesar Saul, and sister, Susane.
- Learned English from watching American TV shows.

**HIGH SCHOOL/COLLEGE:** Attended Mountain State Academy in West Virginia for his junior year of high school, where he played baseball.

 @CARLOSESTVEZ28

 @CARLOSESTVEZ28

**2020**

**HIGHS AND LOWS**

**CAREER**

2.0, Aug. 20 vs. HOU .....	<b>Most IP</b> .....	2.0, 10x, last: Aug. 20, 2020 vs. HOU
None .....	<b>Low-hit CG</b> .....	None
4, 2x, last: Sept. 17 vs. LAD .....	<b>Runs</b> .....	7, April 27, 2017 vs. WSH
4, Sept. 4 at LAD .....	<b>ER</b> .....	7, April 27, 2017 vs. WSH
4, 2x, last: Sept. 4 at LAD .....	<b>Hits</b> .....	5, 2x, last: Aug. 30, 2019 vs. PIT
2, Sept. 4 at LAD .....	<b>HRs</b> .....	3, May 23, 2019 at PIT
2, July 25 at TEX .....	<b>Walks</b> .....	2, 12x, last: July 25, 2020 at TEX
3, Sept. 6 at LAD .....	<b>Strikeouts</b> .....	4, July 20, 2019 at NYY
None .....	<b>10+ Strikeout Games</b> .....	None
1, Aug. 11 .....	<b>Win Streak</b> .....	7, Sept. 2, 2016-May 1, 2019
3, Sept. 4-13 .....	<b>Losing Streak</b> .....	4, May 28-June 24, 2016

**(ESTÉVEZ, continued)****ESTÉVEZ'S CAREER RECORD**

Year	Team	W	L	ERA	G	GS	CG	SHO	GF	SV	IP	H	R	ER	HR	HB	BB	IBB	SO	WP	BK
2011	DSL Rockies	3	2	3.44	8	6	1	0	1	0	34.0	33	14	13	2	0	14	0	27	6	1
2012	DSL Rockies	3	3	4.14	12	9	1	0	1	0	54.1	53	31	25	3	3	13	0	38	14	0
2013	Grand Junction Tri-City	5	1	3.79	22	0	0	0	4	0	35.2	31	18	15	3	1	14	0	31	5	0
2014	Asheville	1	3	4.73	33	0	0	0	5	0	53.1	62	34	28	4	1	11	0	50	7	0
2015	Modesto New Britain	5	0	1.37	14	0	0	0	10	5	19.2	12	3	3	0	0	5	0	25	0	0
2016	Albuquerque COLORADO	1	0	3.18	5	0	0	0	2	0	5.2	6	2	2	0	0	3	0	4	0	0
2017	Albuquerque COLORADO	1	4	1.34	33	0	0	0	19	4	33.2	23	6	5	2	1	10	0	34	1	0
2018	Albuquerque	0	1	6.35	28	0	0	0	8	1	28.1	37	21	20	6	1	11	0	35	2	0
2019	COLORADO	2	2	3.75	71	0	0	0	13	0	72.0	70	34	30	12	1	23	1	81	1	1
2020	COLORADO	1	3	7.50	26	0	0	0	6	1	24.0	33	21	20	6	3	9	0	27	2	0
<b>Minor League Totals</b>		<b>20</b>	<b>17</b>	<b>3.84</b>	<b>191</b>	<b>15</b>	<b>2</b>	<b>0</b>	<b>76</b>	<b>23</b>	<b>304.1</b>	<b>299</b>	<b>149</b>	<b>130</b>	<b>23</b>	<b>8</b>	<b>91</b>	<b>0</b>	<b>292</b>	<b>37</b>	<b>1</b>
<b>Major League Totals</b>		<b>11</b>	<b>12</b>	<b>5.01</b>	<b>195</b>	<b>0</b>	<b>0</b>	<b>0</b>	<b>54</b>	<b>12</b>	<b>183.1</b>	<b>192</b>	<b>108</b>	<b>102</b>	<b>27</b>	<b>10</b>	<b>74</b>	<b>7</b>	<b>198</b>	<b>7</b>	<b>2</b>

**ESTÉVEZ'S CAREER POSTSEASON RECORD**

Year	Series	Team	Opp	W	L	ERA	G	GS	CG	SHO	GF	SV	IP	H	R	ER	HR	HB	BB	IBB	SO	WP	BK
2017	NLWC	COL	ARI	0	0	27.00	1	0	0	0	0	0	0.1	1	1	1	0	0	0	0	1	0	0
<b>Postseason Totals</b>				<b>0</b>	<b>0</b>	<b>27.00</b>	<b>1</b>	<b>0</b>	<b>0</b>	<b>0</b>	<b>0</b>	<b>0</b>	<b>0.1</b>	<b>1</b>	<b>1</b>	<b>1</b>	<b>0</b>	<b>0</b>	<b>0</b>	<b>0</b>	<b>1</b>	<b>0</b>	<b>0</b>

**ESTÉVEZ'S CAREER FIELDING**

Pos.	G	GS	INN	TC	PO	A	E	DP	PCT
P	195	0	183.1	23	8	12	3	1	.870

**ESTÉVEZ'S CAREER TRANSACTIONS**

- 2011: Signed by Colorado as a non-drafted international free agent, May 31 (signed by Rolando Fernandez).
- 2018: Placed on 10-day disabled list (left oblique strain), March 29; transferred to 60-day disabled list (right elbow strain), April 23; reinstated from 60-day disabled list, July 15.
- 2019: Placed on the family medical emergency list, Aug. 4; reinstated Aug. 10.

# 85

Ht: 6-6      Wt: 234      B/T: R/R  
**Opening Day Age:** 25  
**Born:** Dec. 5, 1995 in Boca Chica, D.R.  
**Major League Service:** 2.000  
**Contract:** Through 2021  
**Obtained:** Returned by Miami to Colorado as a Rule 5 selection, Oct. 19, 2019.



## JULIAN FERNÁNDEZ

RIGHT-HANDED PITCHER / NON-ROSTER INVITEE

### CAREER HIGHLIGHTS

- Third Major League Spring Training in 2021 (also: 2020 and 2018)
- Added to the Rockies 40-man roster November 20, 2018
- Named an Arizona Fall League Rising Star and a California League Mid-Season All-Star in 2018

FERNÁNDEZ

#### 2020: Did not pitch due to the COVID-19 pandemic.

- Attended his second Major League Spring Training, his first since 2018 ... made one relief appearance, Feb. 27 at Oakland, and took the loss after allowing three runs on four hits in one inning pitched.

#### 2019: Missed the entire season as he continued his recovery from Tommy John surgery.

- Prior to the season, was claimed off waivers from San Francisco by Miami on Nov. 19, 2018.
- Was placed on the Marlins' 60-day injured list on Feb. 13.
- Was returned to Colorado as a Rule 5 Draft return by Miami, Oct. 19.

#### 2018: Missed the entire season after undergoing Tommy John surgery on March 5.

- Was placed on the San Francisco 60-day injured list on March 28 ... had made eight appearances in the Cactus League prior to being shut down, his first Major League Spring Training experience, allowing 11 runs on 10 hits with five walks and 12 strikeouts across 7.1 innings pitched (13.50 ERA)
- Had been selected by the Giants second overall in the MLB Phase of the Rule 5 Draft, Dec. 14, 2017.

#### 2017: Made a career-high 51 relief appearances with Low-A Asheville, the most appearances in the South Atlantic League.

- Went 1-2 with a 3.26 ERA (58.0 IP, 21 ER) with 57 strikeouts, setting career highs in innings pitched and strikeouts.
- Posted a career-long 20.1 inning scoreless streak over 17 games from July 6-Sept. 3 ... allowed three runs (one earned) over his final 22 games of the season.

#### 2016: Named a Northwest League Mid-Season All-Star, leading the league with 13 saves in 13 opportunities.

- Allowed just three runs over 21 games with Short-Season Boise, posting a 1-2 record with a 1.17 ERA (23.0 IP, 3 ER).
- Surrendered two of his three runs over his first three games, June 18-24.
- Recorded nine consecutive scoreless appearances (9.1 IP) from June 26-July 20, allowing four hits over that span.

#### 2015: Spent a majority of the season with the Dominican Summer League Rockies before being assigned to Rookie Level Grand Junction in late-August, where he finished the season.

- Made 24 relief appearances with the DSL Rockies, the most on the club ... his four saves were tied for the most on the team.
- Appeared out of the bullpen four times with Grand Junction, allowing four runs (two earned) over four appearances.

#### 2014: Appeared in 18 games out of the bullpen for the DSL Rockies.

- Scoreless in 11 of his 18 appearances ... limited opponents to a .206 average in the second half of the season.

#### 2013: Made 10 relief appearances for the DSL Rockies in his first professional season.

- Allowed two or fewer runs in nine of his 10 appearances.



**(FERNÁNDEZ, continued)****FERNÁNDEZ'S CAREER RECORD**

Year	Team	W	L	ERA	G	GS	CG	SHO	GF	SV	IP	H	R	ER	HR	HB	BB	IBB	SO	WP	BK
2013	DSL Rockies	1	1	7.94	10	0	0	0	0	0	11.1	12	14	10	0	2	12	0	7	2	0
2014	DSL Rockies	1	0	5.60	18	0	0	0	6	0	17.2	13	12	11	1	3	17	0	15	9	0
2015	DSL Rockies	3	2	3.55	24	0	0	0	17	4	33.0	25	15	13	0	1	12	0	29	6	1
	Grand Junction	0	0	3.60	4	0	0	0	1	0	5.0	2	4	2	0	1	3	0	6	2	1
2016	Boise	1	2	1.17	21	0	0	0	19	13	23.0	13	3	3	0	0	20	0	19	3	0
2017	Asheville	1	2	3.26	51	0	0	0	15	3	58.0	54	28	21	2	3	18	0	57	11	0
2018	Did not pitch	-	-	-	-	-	-	-	-	-	-	-	-	-	-	-	-	-	-	-	-
2019	Did not pitch	-	-	-	-	-	-	-	-	-	-	-	-	-	-	-	-	-	-	-	-
2020	Did not pitch	-	-	-	-	-	-	-	-	-	-	-	-	-	-	-	-	-	-	-	-
<b>Minor League Totals</b>		<b>7</b>	<b>7</b>	<b>3.65</b>	<b>128</b>	<b>0</b>	<b>0</b>	<b>0</b>	<b>58</b>	<b>20</b>	<b>148.0</b>	<b>119</b>	<b>76</b>	<b>60</b>	<b>3</b>	<b>10</b>	<b>82</b>	<b>0</b>	<b>133</b>	<b>33</b>	<b>2</b>

**FERNÁNDEZ'S CAREER TRANSACTIONS**

- 2012: Signed by Colorado as an international free agent (signed by Rolando Fernandez and Jhonathan Leyba).
- 2017: Selected by San Francisco from Colorado in MLB phase of the Rule 5 Draft, Dec. 14.
- 2018: Placed on the 60-day injured list (strained ulnar collateral ligament, right elbow), March 28; reinstated from the 60-day injured list, Oct. 29 ... claimed off waivers by Miami, Nov. 19.
- 2019: Placed on the 60-day injured list (recovery from right elbow surgery), Feb. 13; reinstated from the 60-day injured list, Oct. 19 ... accepted by Colorado as a Rule 5 Draft return from Miami, Oct. 19.

**PERSONAL:** Julian Antonio Fernández.

- Enjoys hunting birds and horse racing.

# 21

Ht: 6-4      Wt: 210      B/T: L/L  
**Opening Day Age:** 27  
**Born:** May 14, 1993 in Denver, Colo.  
**Major League Service:** 3.144  
**Contract:** Selected 2021  
**Obtained:** Selected in the first round (eighth overall) of the 2014 First-Year Player Draft



## KYLE FREELAND

LEFT-HANDED PITCHER

### CAREER HIGHLIGHTS

- Graduated from Thomas Jefferson High School in Denver, Colo.
- His 4.17 career ERA ranks third in franchise history (min. 75 starts)
- Fifth in club history with a 4.34 home ERA among Rockies with 30 or more starts in Denver
- Leads the Majors with 50 opponent grounded into double plays over the past three seasons (2018-2020)
- Finished fourth in 2018 NL Cy Young Award voting, the second Rockies pitcher to ever finish among the top five in balloting, joining Ubaldo Jiménez (third, 2010)
- His 2018 ERA of 2.85 ERA (202.1 IP, 64 ER) was the lowest in a full season in franchise history and the fourth lowest in the NL for the season
- Pitched 8.1 no-hit innings on July 9, 2017 vs. Chicago-AL, the longest no-hit bid for a Rockies pitcher at Coors Field in franchise history

FREELAND

#### MAJOR LEAGUE DEBUT

4/7/17 vs. LAD

#### FIRST ML WIN

4/7/17 vs. LAD

### 2019: Made 13 starts, tied for the most on the club and the most in the Majors, including nine quality starts, tied for the second-most in the National League.

- Started his season with six consecutive quality starts, the second-longest quality-start streak to begin a season in franchise history, trailing Ubaldo Jiménez's franchise record 14 consecutive quality starts to begin the 2010 season.
- Ranked 10th in the NL with 70.2 innings pitched ... pitched at least six innings in 10 of his 13 starts ... the 10 starts of at six or more innings were tied for the fourth-most in MLB ... pitched a season-high seven innings on Aug. 11 vs. Arizona, allowing two runs on seven hits.
- Induced 14 ground ball double plays, the most in the Majors ... his 51.5 ground ball percentage ranked third in the National League.
- Had a run support average of 3.57, which ranked fourth-lowest in the NL and the fifth-lowest in MLB ... received two or fewer runs of support in each of his final six starts of the season.
- Went 1-1 with a 4.46 ERA (38.1 IP, 19 ER) in seven starts at Coors Field ... pitched six shutout innings in his first home start, Aug. 1 vs. San Diego, his only win at home ... each of his first three starts at home were quality, while he allowed four runs in three of his final four starts in Denver.
- On the road, went 1-2 with a 4.18 ERA (32.1 IP, 15 ER) across six starts ... each of his first five road starts were quality ... allowed six runs on eight hits over 2.1 innings in the Rockies' final game of the season, Sept. 27 at Arizona.

### 2019: Named the Rockies Opening Day starter at Miami in his third Major League season.

- Made his first career Opening Day start, March 28 at Miami ... earned the win, allowing one run on two hits with one walk and five strikeouts across seven innings.
- Two stints on the injured list: April 22-29 with a blister on his left middle finger, and Aug. 2-Sept. 21 with a left groin strain.
- Went 2-3 with a 4.23 ERA (27.2 IP, 13 ER), before being placed on the 10-day injured list for the first time with a blister on his left middle finger ... pitched six scoreless innings with two hits, no walks and seven strikeouts April 18 vs. Philadelphia before exiting.
- Made two starts after his second stint on the injured list, pitching two innings Sept. 21 at Los Angeles-NL and three innings Sept. 26 at San Francisco.
- Optioned to Triple-A Albuquerque on May 31 ... recalled on July 13.
- Career-long, six-game losing streak across an 11-start span, April 29-July 30.

**(FREELAND, continued)**

- The losing pitcher in the second game of the July 24 doubleheader at Washington, despite not allowing an earned run across six innings ... seventh starter in Rockies history, first since Drew Pomeranz on July 1, 2012, to lose a game after working six or more innings and allowing no earned runs.
- Allowed a career-high 25 home runs ... his 2.16 home runs per nine innings rate was the fifth highest in the Majors, the highest rate in the NL.
- Went 2-4 with a 9.25 ERA (47.2 IP, 49 ER) in 10 starts at home.

**2018: Finished fourth in National League Cy Young Award voting after going 17-7 with a 2.85 ERA (202.1 IP, 64 ER), the second Rockies pitcher to finish in the top five in Cy Young Award voting (also: Ubaldo Jiménez, third, 2010).**

- His 2.84 ERA was the lowest in a full season in franchise history and the fourth lowest in the NL in 2018 ... it was the second lowest in franchise history among ERA qualifiers, trailing Marvin Freeman's 2.80 ERA (112.2 IP, 35 ER) in the strike-shortened 1994 season.
- Started the National League Wild Card game at Wrigley Field on three days rest, pitching 6.2 shutout innings ... allowed four hits with one walk and six strikeouts ... only pitcher in franchise history to pitch at least six scoreless innings in a postseason game.
- His 202.1 innings pitched ranked fifth in the National League, the first Rockies pitcher to reach 200 innings pitched in a season since Ubaldo Jiménez in 2010 (221.2 IP).
- His 24 quality starts were fourth in the NL and tied for second in franchise history (Ubaldo Jiménez, 2009).
- His 17 wins tied for the second most in franchise history and tied for fourth in the NL ... most wins by a Rockies pitcher since Jiménez won a franchise-record 19 games in 2010.
- Finished the season with 173 strikeouts, the ninth most in franchise history.
- Induced a National League-leading 24 double plays.
- Went 10-2 with a 2.40 ERA (93.2 IP, 25 ER) in 15 starts at home, the lowest home ERA in franchise history and tied for the most wins.
- Finished the season on an eight-game winning streak over an 11-start span from Aug. 6-Sept. 28, tied for the second-longest streak in franchise history, the longest since Ubaldo Jiménez won a franchise-record nine straight in 2010 ... posted a 2.18 ERA (70.1 IP, 17 ER) with 11 straight quality starts over that span, the fourth longest quality start streak in franchise history.
- The Rockies went 23-10 in his 33 starts, including 12-2 in the second half ... the Rockies went 10-1 in his final 11 starts of the season.
- Went 9-1 with a 2.49 ERA (86.2 IP, 24 ER) in 14 starts after the All-Star break, the lowest second-half ERA by a Rockies starting pitcher in franchise history ... nine wins were tied for the most in the NL and tied for the second most after the All-Star break in franchise history.
- Went 7-5 with a 3.23 ERA (108.2 IP, 39 ER) in 18 starts on the road ... went 5-1 with a 2.66 ERA (67.2 IP, 20 ER) with eight quality starts over his last 11 road starts.
- Limited left-handed hitters to a .185 batting average, including a .100 batting average (5-for-50) with no extra-base hits allowed in the second half of the season.

**2017: Made his Major League debut in the Rockies home opener on April 7 vs. Los Angeles-NL.**

- His 11 wins tied for the most among Major League rookies ... also ranked third in innings pitched (156.0), fifth in ERA (4.10, min. 15 starts) and seventh in strikeouts (107) among all Major League rookies.
- His 11 wins tied for the fourth most among rookies in franchise history ... his 4.10 ERA was the fourth lowest by a rookie in franchise history, the lowest since Jhoulys Chacin set the franchise record for rookies in 2010 (3.28).
- Was 9-7 with a 3.77 ERA (107.1 IP, 45 ER) in 18 starts prior to the All-Star break ... went 2-4 with a 4.81 ERA (48.2 IP, 26 ER) in 15 appearances, 10 starts, in the second half.
- Scored upon in two of five relief appearances with a 2.84 ERA (6.1 IP, 2 ER) ... first career relief appearance on July 15 at New York-NL, and four relief appearances in July.
- Went 6-8 with a 3.72 ERA (87.0 IP, 36 ER) in 19 appearances, 16 starts, at Coors Field ... the 10th-lowest home ERA in franchise history among all pitchers, the second lowest by a Rockies rookie (Denny Stark, 3.21 in 2002).
- In the last game prior to the All-Star break on July 9, took a no-hit bid through 8.1 innings before allowing a hit to Melky Cabrera with one out in the ninth inning ... it was the longest no-hit bid in Denver in franchise history and the second-longest in any ballpark in Rockies history, behind Ubaldo Jiménez's no-hitter in Atlanta in 2010.
- Hit his first professional home run May 21 at Cincinnati, a solo home run off Bronson Arroyo ... also recorded a double in the game.

**2016: Made his Double-A and Triple-A debuts, and was named a MiLB.com Organization All-Star.**

- Assigned to Double-A Hartford on April 6 and made his Double-A debut April 7 against Richmond, pitching five innings and allowing one run on four hits with one walk and three strikeouts.
- Promoted to Triple-A Albuquerque June 25 and made his Triple-A debut the same day vs. Salt Lake City, allowing five runs (four earned) on 11 hits with two walks and five strikeouts.
- Invited to his first Major League Spring Training and went 1-0 with a 3.52 ERA (7.2 IP, 3 ER), one walk and four strikeouts across two Cactus League games with one start.

**(FREELAND, continued)**

**2015: Began the season with Rookie Level Grand Junction and made two starts before being promoted to High-A Modesto for the remainder of the season.**

- Allowed no runs on two hits with two walks and nine strikeouts across seven innings pitched over two starts with Grand Junction ... promoted to Modesto Aug. 1.
- Played for the Salt River Rafter of the Arizona Fall League and was named a Rising Star after going 4-1 with a 2.84 ERA (25.1 IP, 8 ER), 26 hits, three home runs, seven walks and 13 strikeouts across six starts.

**2014: Initially assigned to Grand Junction after being drafted.**

- Held left-handed hitters to a .059 average across two levels ... following the season, *Baseball America* ranked him as the third-best Rockies prospect and *Baseball Prospectus* rated him the 76th-best prospect in all of baseball.

**PERSONAL:** Kyle Richard Freeland ... resides in Scottsdale, Ariz., in the offseason.

- Son of Don and Susan ... has an older brother, Colin ... his mother works at the elementary school he attended in Denver, Holm Elementary.
- Enjoys playing golf in his free time ... was featured on the cover of *Colorado Avid Golfer Magazine* in April 2018.

**HIGH SCHOOL/COLLEGE:** A Denver native who graduated from Thomas Jefferson High School.

- Attended college at the University of Evansville in Evansville, Ind.
- Rated the seventh best overall player in the 2014 Draft by MLB.com, and the fifth best overall player by *Baseball America*.
- Originally drafted by Philadelphia out of high school in the 35th round of the 2011 First-Year Player Draft, but did not sign.



@KFREE\_21



@FREEBALLIN21

2020	HIGHS AND LOWS	CAREER
7.0, Aug. 11 vs. ARI.....	<b>Most IP</b> .....	8.1, July 9, 2017 vs. CWS
N/A.....	<b>Low-Hit CG</b> .....	N/A.....
6, Sept. 27 at ARI.....	<b>Runs</b> .....	8, 2x, last: July 30, 2019 vs. LAD
6, Sept. 27 at ARI.....	<b>ER</b> .....	8, May 4, 2019 vs. ARI
11, Aug. 28 vs. SD.....	<b>Hits</b> .....	11, Sept. 28, 2018 vs. WSH
2, Aug. 11 vs. ARI.....	<b>HR</b> .....	3, 3x, last: July 30, 2019 vs. LAD
3, 4x, last: Sept. 22 .....	<b>Walks</b> .....	5, Aug. 20, 2017 vs. MIL
6, 2x, last: Sept. 7 at SD.....	<b>Strikeouts</b> .....	10, 2x, last: April 2, 2019 at TB
None .....	<b>10+ Strikeout Games</b> .....	2, last: April 2, 2019 at TB
2, July 26-Aug. 1 .....	<b>Win Streak</b> .....	8, Aug. 6-Sept. 28, 2018
3, Aug. 17-Sept. 26.....	<b>Losing Streak</b> .....	6, April 29-July 30, 2019

**10+ STRIKEOUT GAMES (2)**

Date	Opp.	Strikeouts
8/11/18	LAD	10
4/2/19	at TB	10

**HOME RUNS (1)**

Date	Opp.	Pitcher
5/21/17	at CIN	Bronson Arroyo

**(FREELAND, continued)****FREELAND'S CAREER RECORD**

Year	Team	W	L	ERA	G	GS	CG	SHO	GF	SV	IP	H	R	ER	HR	HB	BB	IBB	SO	WP	BK
2014	Grand Junction	1	0	1.56	5	5	0	0	0	0	17.1	16	4	3	0	1	2	0	15	1	0
	Asheville	2	0	0.83	5	5	0	0	0	0	21.2	14	4	2	1	0	4	0	18	0	0
2015	Grand Junction	0	0	0.00	2	2	0	0	0	0	7.0	2	0	0	0	2	2	0	9	0	0
	Modesto	3	2	4.76	7	7	0	0	0	0	39.2	48	22	21	5	0	8	0	19	2	0
2016	Hartford	5	7	3.87	14	14	0	0	0	0	88.1	84	43	38	9	1	25	0	51	3	0
	Albuquerque	6	3	3.91	12	12	0	0	0	0	73.2	81	36	32	7	1	19	0	57	1	0
2017	<b>COLORADO</b>	11	11	4.10	33	28	0	0	0	0	156.0	169	78	71	17	8	63	4	107	1	2
2018	<b>COLORADO</b>	17	7	2.85	33	33	0	0	0	0	202.1	182	64	64	17	6	70	2	173	2	0
2019	<b>COLORADO</b>	3	11	6.73	22	22	0	0	0	0	104.1	126	85	78	25	2	39	3	79	4	0
	Albuquerque	0	4	8.80	6	6	0	0	0	0	29.2	40	31	29	4	0	16	0	28	1	1
2020	<b>COLORADO</b>	2	3	4.33	13	13	0	0	0	0	70.2	77	34	34	9	3	23	0	46	0	0
	Minor League Totals	17	16	4.06	51	51	0	0	0	0	277.1	285	140	125	26	5	76	0	197	8	1
	Major League Totals	33	32	4.17	101	96	0	0	0	0	533.1	554	261	247	68	19	195	9	405	7	2

Year	Team	AVG	G	AB	R	H	2B	3B	HR	RBI	SAC	SF	HBP	BB	IBB	SO	SB	CS	GIDP	OBP	SLG
2017	<b>COLORADO</b>	.154	33	52	3	8	1	0	1	2	3	0	0	1	0	30	0	0	0	.170	.231
2018	<b>COLORADO</b>	.092	30	65	5	6	2	0	0	2	4	0	0	2	0	40	0	0	0	.119	.123
2019	<b>COLORADO</b>	.087	19	23	1	2	0	0	0	0	5	0	0	3	0	15	0	0	1	.087	.192
	Major League Totals	.114	82	140	9	16	3	0	1	4	12	0	0	6	0	85	0	0	1	.114	.151

**FREELAND'S CAREER POSTSEASON RECORD**

Year	Series	Team	Opp	W	L	ERA	G	GS	CG	SHO	GF	SV	IP	H	R	ER	HR	HB	BB	IBB	SO	WP	BK
2018	NLWC	COL	CHC	0	0	0.00	1	1	0	0	0	0	6.2	4	0	0	0	0	1	0	6	0	0
	Postseason Totals			0	0	0.00	1	1	0	0	0	0	6.2	4	0	0	0	0	1	0	6	0	0

**FREELAND'S CAREER FIELDING**

POS.	G	GS	INN	TC	PO	A	E	DP	PCT
P	101	96	533.1	88	10	73	5	7	.943

**FREELAND'S CAREER TRANSACTIONS**

- 2014: Selected by Colorado in the first round (eighth overall) of the First-Year Player Draft (signed by Scott Corman).
- 2017: Placed on the 10-day disabled list (left groin strain), Aug. 5; reinstated from the disabled list, Aug. 15.
- 2019: Placed on the 10-day injured list (left middle finger blister), April 22; reinstated from the 10-day injured list, April 29; placed on the 10-day injured list (left groin strain), Aug. 2; reinstated from 10-day injured list, Sept. 21.



8

**Ht:** 6-2    **Wt:** 222    **B/T:** R/R  
**Opening Day Age:** 28  
**Born:** Feb. 19, 1993 in Rancho Santa Margarita, Calif.  
**Major League Service:** 1.015  
**Contract:** Through 2021  
**Obtained:** Signed as a non-drafted free agent, June 11, 2014



# JOSH FUENTES

INFIELDER

## CAREER HIGHLIGHTS

- Made his Major League debut in 2019, playing in 24 games for the Rockies after his first Major League Spring Training
- Named Pacific Coast League Rookie of the Year and Most Valuable Player in 2018... fifth PCL player to be honored as Rookie of the Year and MVP in the same season (the first to win those two awards and be named All-Star Game MVP in the same season)
- Mid-Season All-Star with Albuquerque in 2018
- Two-time Post-Season All-Star (2017 with Hartford, 2018 with Albuquerque)

### MAJOR LEAGUE DEBUT

4/6/19 vs. LAD

### FIRST ML HIT

4/6/19 vs. LAD (single, Yimi Garcia)

### FIRST ML HOME RUN

9/12/19 vs. STL (Miles Mikolas)

### 2020: Appeared in a career-high 30 games across two stints on the active roster.

- Made his first career Opening Day roster but did not make an appearance before being optioned on Aug. 5 ... was recalled from the alternate training site on Aug. 20.
- Appeared in 26 games at first base and led all Major League first basemen with eight defensive runs saved.
- His .306 batting average ranked 16th in the National League (min. 100 plate appearances).
- Hit safely in 18 of his 24 starts, batting .298 (28-for-94) with six doubles, two home runs and 14 RBI.
- Batted .316 (25-for-79) with 13 runs, five doubles, two home runs and 17 RBI in September ... from Sept. 1-21, batted .385 (20-for-52) with three doubles, two home runs and 14 RBI.
- Recorded a career-high-tying three hits Sept. 18 and Sept. 20 vs. Los Angeles-NL ... recorded three RBI in each of those games, his second and third career games of three or more RBI ... consecutive multi-hit games Sept. 20-21 for the first time in his career.
- Had a career-long eight-game hitting streak from Aug. 25-Sept. 6 ... batted .385 (10-for-26) over that span.
- Hit his first home run of the season on Sept. 6 at Dodger Stadium ... recorded consecutive multi-RBI games for the first time in his career Sept. 5-6 at Dodger Stadium.

### 2019: Played in 24 games across two stints in his first Major League season.

- Made his Major League debut April 6 and singled to left field off Dodgers pitcher Yimi Garcia in his first at-bat ... became the seventh Rockies player to record a hit when making his debut as a pinch-hitter.
- Recalled from Triple-A on Sept. 3 for his second stint on the Major League roster ... batted .270 (10-for-37) with one double and three home runs in 15 games in September.
- Hit his first career home run on Sept. 12 vs. St. Louis, and then hit home runs in each of his next two starts ... in eight starts in September, batted .323 (10-for-31) with one double, three home runs and seven RBI.
- Career-high three hits and four RBI Sept. 15 vs. San Diego, his first career multi-hit and multi-RBI game.
- Batted .254 (102-for-402) with 66 runs, 23 doubles, two triples, 17 home runs, 64 RBI, 25 walks and one stolen base across 101 games for the Isotopes ... his 17 home runs were a career high.

### 2018: Made his Triple-A debut and named the Pacific Coast League Rookie of the Year and MVP.

- In 135 games with Triple-A Albuquerque, set an Isotopes record in hits, while batting .327 (180-for-551) with 93 runs, 39 doubles, 12 triples, 14 home runs, 95 RBI, 21 walks, 103 strikeouts and three stolen bases ... the runs, hits and doubles ranked first in the league, the triples ranked second, the RBI ranked third and the batting average ranked sixth.
- Won MVP at the Triple-A All-Star Game after going 2-for-3 with one run, one home run and two RBI.

### 2017: An Eastern League Post-Season All-Star in his first Double-A season with Hartford.

- Ranked tied for first in triples (seven), third in batting average (.307) and slugging percentage (.517), and eighth in total bases (214).

FUENTES

**(FUENTES, continued)**

- Named Eastern League Player of the Month for August, after batting .487 (38-for-78) with 10 doubles, three home runs and 16 RBI across 19 games.

**2016: Began the season batting .398 (37-for-93) for Low-A Asheville, prior to earning a promotion to High-A Modesto on May 26.**

- Led Modesto with a .792 OPS and ranked second with a .278 (81-for-291) batting average.
- Named Player of the Week once with Asheville (May 22) and once with Modesto (Sept. 4).

**2015: Started 52 games at first base and 39 games at third base for Low-A Asheville.**

- Ranked second on the club with 24 doubles.

**2014: Played 41 games for Short-Season Tri-City in his first professional season.**

**PERSONAL:** Josh Fuentes ... son of Mercedes Melian and Justo Fuentes ... resides in Rancho Santa Margarita, Calif., in the offseason.

- Three siblings: Justin Fuentes, Tatianna Melian and Sophia Melian.
- Cousin of former Rockies third baseman Nolan Arenado and Jonah Arenado, who previously played in the San Francisco organization as an infielder.
- In his free time, he enjoys playing Wiffle Ball and computer games, going to the beach and watching movies.

**HIGH SCHOOL/COLLEGE:** Graduated from Trabuco Hills High School in Mission Viejo, Calif.

- Attended Saddleback Community College (2012-13) in Mission Viejo, Calif., and Missouri Baptist University (2014) in St. Louis, Mo.

**2020**

**HIGHS AND LOWS**

**CAREER**

3, 2x, last: Sept. 20 vs. LAD ..... **Hits** ..... 3, 2x, last: Sept. 20, 2020 vs. LAD  
 1, 2x, last: Sept. 18 vs. LAD ..... **Home Runs** ..... 1, 5x, last: Sept. 18, 2020 vs. LAD  
 3, 2x, last: Sept. 20 vs. LAD ..... **RBI** ..... 4, Sept. 15, 2019 vs. SD  
 8, Aug. 25-Sept. 6 ..... **Hit Streak** ..... 8, Aug. 25-Sept. 6  
 2, 3x, last: Sept. 20 vs. LAD ..... **Runs** ..... 2, 4x, last: Sept. 20, 2020 vs. LAD  
 1, 7x, last: Sept. 27 at ARI ..... **Doubles** ..... 1, 8x, last: Sept. 27, 2020 at ARI  
 None ..... **Triples** ..... None  
 6, Sept. 18 vs. LAD ..... **Total Bases** ..... 7, Sept. 15, 2019 vs. SD  
 1, 2x, last: Sept. 25 at ARI ..... **Walks** ..... 1, 3x, last: Sept. 25, 2020 at ARI  
 3, Aug. 25 at ARI ..... **Strikeouts** ..... 3, 2x, last: Aug. 25, 2020 at ARI  
 1, Aug. 26 at ARI ..... **Stolen Bases** ..... 1, 2x, last: Aug. 26, 2020 at ARI

**FUENTES' CAREER RECORD**

Year	Team	AVG	G	AB	R	H	2B	3B	HR	RBI	SAC	SF	HBP	BB	IBB	SO	SB	CS	GDP	OBP	SLG
2014	Tri-City	.260	41	150	20	39	7	0	1	16	2	2	5	13	0	39	6	2	2	.335	.327
2015	Asheville	.252	93	337	45	85	24	1	6	42	6	5	8	29	2	64	7	6	3	.322	.383
2016	Modesto	.278	77	291	44	81	15	4	9	44	3	2	13	16	0	54	1	1	6	.342	.450
	Asheville	.398	28	93	18	37	14	0	4	20	4	2	5	4	0	22	2	4	1	.442	.677
2017	Hartford	.307	122	414	48	127	28	7	15	72	4	2	6	24	1	92	8	5	4	.352	.517
2018	Albuquerque	.327	135	551	93	180	39	12	14	95	1	7	6	21	0	103	3	5	17	.354	.517
2019	Albuquerque	.254	101	402	66	102	23	2	17	64	4	4	2	25	1	118	1	1	8	.298	.448
	<b>COLORADO</b>	<b>.218</b>	<b>24</b>	<b>55</b>	<b>8</b>	<b>12</b>	<b>1</b>	<b>0</b>	<b>3</b>	<b>7</b>	<b>0</b>	<b>0</b>	<b>0</b>	<b>1</b>	<b>0</b>	<b>20</b>	<b>1</b>	<b>0</b>	<b>0</b>	<b>.232</b>	<b>.400</b>
2020	<b>COLORADO</b>	<b>.306</b>	<b>30</b>	<b>98</b>	<b>14</b>	<b>30</b>	<b>7</b>	<b>0</b>	<b>2</b>	<b>17</b>	<b>0</b>	<b>2</b>	<b>1</b>	<b>2</b>	<b>0</b>	<b>29</b>	<b>1</b>	<b>0</b>	<b>1</b>	<b>.320</b>	<b>.439</b>
	<b>Minor League Totals</b>	<b>.291</b>	<b>597</b>	<b>2238</b>	<b>334</b>	<b>651</b>	<b>150</b>	<b>26</b>	<b>66</b>	<b>353</b>	<b>24</b>	<b>24</b>	<b>45</b>	<b>132</b>	<b>4</b>	<b>492</b>	<b>28</b>	<b>24</b>	<b>33</b>	<b>.339</b>	<b>.470</b>
	<b>Major League Totals</b>	<b>.275</b>	<b>54</b>	<b>153</b>	<b>22</b>	<b>42</b>	<b>8</b>	<b>0</b>	<b>5</b>	<b>24</b>	<b>0</b>	<b>2</b>	<b>1</b>	<b>3</b>	<b>0</b>	<b>49</b>	<b>2</b>	<b>0</b>	<b>1</b>	<b>.289</b>	<b>.425</b>

**FUENTES' CAREER FIELDING**

POS.	G	GS	INN	TC	PO	A	E	DP	PCT
1B	37	34	292.2	324	298	25	1	33	.997
3B	8	1	20.0	5	4	1	0	0	1.000
LF	2	0	2.2	0	0	0	0	0	---
RF	1	0	1.0	0	0	0	0	0	---

**FUENTES' CAREER TRANSACTIONS**

– 2014: Signed by Colorado as a non-drafted free agent, June 11 (signed by Jon Lukens).

68

Ht: 5-10      Wt: 183      B/T: R/R  
**Opening Day Age:** 24  
**Born:** April 7, 1996 in Parker, Colo.  
**Major League Service:** 0.000  
**Contract:** Through 2021  
**Obtained:** Selected in the sixth round of the 2014  
 First-Year Player Draft



# MAX GEORGE

CATCHER / NON-ROSTER INVITEE

GEORGE

## CAREER HIGHLIGHTS

- Attending his first Major League Spring Training in 2021
- A native of Parker, Colo., attended Regis Jesuit High School
- Named a Mid-Season All-Star in 2017 with Low-A Asheville
- Named a MiLB.com Organization All-Star in 2014

**2020:** Did not pitch due to the COVID-19 pandemic.

**2019:** Transitioned from middle infielder to catcher, appearing in 42 total games between Rookie Level Grand Junction and Low-A Asheville.

- Named the Pioneer League Player of the Week for the week of June 23, his first week of the season, after going 5-for-14 with four home runs and nine RBI across four games.

**2018:** Played 98 games for High-A Lancaster and hit a career-high 14 home runs.

- Recorded his first multi-home run game on June 29 at Stockton.

**2017:** Named a Mid-Season All-Star in his second full season at Low-A Asheville.

- Set career highs in games, runs, hits, doubles, triples, home runs, RBI and stolen bases ... tied for seventh in the league with 30 seals.

**2016:** Started 52 games at second base and 41 games at third for Asheville.

- His .372 on-base percentage ranked fifth in the South Atlantic League.

**2015:** Started the season with Short-Season Boise before being assigned to Low-A Asheville.

**2014:** Began his professional career with Rookie Level Grand Junction, where he made 44 starts at shortstop and batted .301 (41-for-136).

- Named an Organization All-Star after the season.

**HIGH SCHOOL/COLLEGE:** Graduated from Regis Jesuit High School in Aurora, Colo.

- Named Gatorade Colorado Baseball Player of the Year in 2014.

 @MAXGEORGE433

 @MAXGEORGE433

## GEORGE'S CAREER RECORD

Year	Team	AVG	G	AB	R	H	2B	3B	HR	RBI	SAC	SF	HBP	BB	IBB	SO	SB	CS	GIDP	OBP	SLG
2014	Grand Junction	.301	46	136	30	41	8	1	4	19	5	2	8	25	1	44	10	3	1	.433	.463
2015	Boise	.200	10	35	6	7	4	0	1	1	2	0	2	4	0	13	0	1	1	.317	.400
	Asheville	.158	36	114	18	18	5	1	1	11	3	1	4	20	0	39	8	0	0	.302	.246
2016	Grand Junction	.301	46	136	30	41	8	1	4	19	5	2	8	25	1	44	10	3	1	.433	.463
2017	Asheville	.252	117	416	65	105	27	3	13	47	13	3	14	46	0	82	30	10	1	.344	.425
2018	Lancaster	.209	98	297	61	62	15	3	14	42	7	3	19	44	0	87	27	6	4	.344	.421
2019	Grand Junction	.233	17	60	12	14	2	0	4	12	0	0	1	12	0	14	2	0	1	.370	.467
	Asheville	.247	25	77	9	19	3	0	0	7	2	0	3	14	0	22	8	1	0	.383	.286
2020	Did not play	-	-	-	-	-	-	-	-	-	-	-	-	-	-	-	-	-	-	-	-
<b>Minor League Totals</b>		<b>.238</b>	<b>460</b>	<b>1482</b>	<b>249</b>	<b>352</b>	<b>89</b>	<b>10</b>	<b>45</b>	<b>178</b>	<b>52</b>	<b>13</b>	<b>68</b>	<b>219</b>	<b>1</b>	<b>405</b>	<b>95</b>	<b>29</b>	<b>9</b>	<b>.359</b>	<b>.402</b>

## GEORGE'S CAREER TRANSACTIONS

– 2014: Selected by Colorado in the sixth round of the First-Year Player Draft.

# 78

Ht: 6-1      Wt: 227      B/T: L/L  
**Opening Day Age:** 25  
**Born:** March 5, 1996 in Westminster, Colo.  
**Major League Service:** 0.000  
**Contract:** Through 2021  
**Obtained:** Selected in the seventh round of the 2017 First-Year Player Draft



## LUCAS GILBREATH

LEFT-HANDED PITCHER

GILBREATH

### CAREER HIGHLIGHTS

- 2021 will be his first Major League Spring Training
- Selected to the 40-man roster in November 2020
- In 2019, ranked among High-A California League leaders in starts (28, 1st), innings pitched (144.0, 2nd) and strikeouts (143, 3rd)

#### 2020: Did not pitch due to the COVID-19 pandemic.

- Participated in the Instructional League in Arizona during the offseason.

#### 2019: Spent the season with High-A Lancaster, where he ranked among California League leaders in games started (28-1st), innings pitched (144.0, 2nd) and strikeouts (143, 3rd).

- Recorded a career-high 11 strikeouts on July 26 at Visalia.
- Recorded seven quality starts ... tossed a season-high seven innings five times.
- Posted a 6.85 ERA (68.1 IP, 52 ER) in 14 starts at home in Lancaster, and a 4.88 ERA (75.2 IP, 41 ER) in 14 starts on the road.

#### 2018: Made five relief appearances to begin the season, before moving into Asheville's starting rotation.

- Recorded two saves while posting an 8.18 ERA (11.0 IP, 10 ER) in relief.
- Went 6-9 with a 4.71 ERA (105.0 IP, 55 ER), 17 walks and 108 strikeouts as a starter.
- Posted a 4.13 ERA (56.2 IP, 26 ER) in the second half of the season, after a 5.92 first-half ERA (59.1 IP, 39 ER).

#### 2017: Made 10 starts and two relief appearances for Rookie Level Grand Junction in his first professional season.

- Named the Pioneer League Pitcher of the Week for July 17-23, after tossing five shutout innings and allowing one hit on July 22 vs. Billings.

#### HIGH SCHOOL/COLLEGE:

- Attended Legacy High School in Broomfield, Colo., where he led Colorado Class 5A in strikeouts as a junior and senior ... was selected by the Rockies in the 36th round of the 2014 First-Year Player Draft but did not sign.

 @LUCAS\_GILBREATH

 @LGILBREATH2

### GILBREATH'S CAREER RECORD

Year	Team	W	L	ERA	G	GS	CG	SHO	GF	SV	IP	H	R	ER	HR	HB	BB	IBB	SO	WP	BK
2017	Grand Junction	2	3	4.60	12	10	0	0	0	0	43.0	39	24	22	3	2	27	0	32	3	1
2018	Asheville	7	8	5.04	26	21	1	0	2	2	116.0	133	72	65	9	11	24	0	119	10	0
2019	Lancaster	5	10	5.81	28	28	0	0	0	0	144.0	168	109	93	22	9	74	1	143	9	0
2020	Did not pitch	-	-	-	-	-	-	-	-	-	-	-	-	-	-	-	-	-	-	-	-
<b>Minor League Totals</b>		<b>14</b>	<b>21</b>	<b>5.35</b>	<b>66</b>	<b>59</b>	<b>1</b>	<b>0</b>	<b>2</b>	<b>2</b>	<b>303.0</b>	<b>340</b>	<b>205</b>	<b>180</b>	<b>34</b>	<b>22</b>	<b>125</b>	<b>1</b>	<b>294</b>	<b>22</b>	<b>1</b>

### GILBREATH'S CAREER TRANSACTIONS

– 2017: Selected by Colorado in the seventh round of the First-Year Player Draft (signed by Brett Baldwin).



# 60

**Ht:** 6-0    **Wt:** 239    **B/T:** R/R  
**Opening Day Age:** 30  
**Born:** May 13, 1990 in Tampa, Fla.  
**Major League Service:** 5.069  
**Contract:** Through 2021  
**Obtained:** Acquired via trade from Baltimore, Aug. 30, 2020



## MYCHAL GIVENS

RIGHT-HANDED PITCHER

GIVENS

### CAREER HIGHLIGHTS

- Since 2016, ranks seventh among all Major League relievers in strikeouts (374) and tied for 11th in appearances (284)
- From 2016-19, ranked second in the American League with 262 relief appearances
- Has limited right-handers to a .187 batting average in his career, the fifth-lowest among all Major Leaguers over that span
- Converted from a shortstop to a pitcher after three Minor League seasons

#### MAJOR LEAGUE DEBUT

6/24/15 at BOS

#### FIRST ML WIN

7/31/15 vs. DET

#### FIRST ML SAVE

5/12/18 vs. TB

**2020: Acquired by the Rockies via trade with the Baltimore Orioles on Aug. 30 in exchange for Minor League infielders Tyler Nevin and Terrin Vavra and Minor League outfielder Mishael Deson.**

- Made 22 total appearances between the two clubs, going 1-1 with one save and a 3.63 ERA (22.1 IP, 9 ER).
- Appeared in 12 games with Baltimore prior to the trade, allowing two runs across 13 innings (1.38 ER) ... recorded 10 straight scoreless appearances to begin the season.
- Recorded his lone win of the season in his first appearance with the Rockies on Sept. 2 vs. San Francisco after tossing a scoreless seventh inning.
- Scored upon five times in 10 games with the Rockies, posting a 6.75 ERA (9.1 IP, 7 ER) ... allowed four home runs.
- Secured his first save of the season on Sept. 20 vs. Los Angeles-NL, getting the final out with the tying run at the plate in the Rockies' 6-3 win.

**2019: Led the Orioles with 11 saves and 86 strikeouts across 58 relief appearances.**

- One of 11 players in the Majors to record at least 10 saves and at least seven holds.
- Worked more than one inning in six of his 11 saves ... tossed a season-high two innings on three occasions, recording a save in two of the three.
- Allowed only two of 21 (9.5%) inherited runners to score, tied for the third lowest percentage in the Majors (min. 20 inherited runners).
- Finished the season with a 12.29 SO/9 ratio, the 14th-highest in the American League among relievers ... struck out at least one batter in a season-high 17-straight appearances from Aug. 3-Sept. 18.
- Earned his first win of the season on July 3 at Tampa Bay, snapping a career-long 11-decision losing streak ... was his first win since Sept. 14, 2017 vs. Tampa Bay.
- Allowed a career-high five runs on a career-high-tying four hits on May 20 vs. New York-AL.

**2018: Led Orioles relievers in appearances (69), strikeouts (79), saves (nine) and holds (15).**

- Allowed one hit over his last 14.1 innings pitched (12 games), holding opponents to a .023 average (1-for-44) over that stretch ... tossed six-straight scoreless appearances to close out the season and did not allow a run in 15 of his last 17 appearances.
- Tossed two hitless innings on Sept. 30 vs. Houston as part of the 41st one-hitter in Orioles history.
- Recorded his first career save in the first game of a doubleheader against Tampa Bay on May 12.
- Recorded a career-high five strikeouts over two innings on May 5 at Oakland.
- Allowed four home runs, the second-fewest allowed by an AL pitcher and tied for the fifth-fewest allowed in the Majors (min. 75.0 IP).
- Was one of three relievers to not record a win while appearing in at least 65 games, along with Edwin Diaz and Adam Morgan.



**(GIVENS, continued)****2017: Went 8-1 with a 2.75 ERA (78.2 IP, 24 ER) across 69 appearances with Baltimore.**

- Led Orioles relievers in wins, games, strikeouts (88) and innings pitched.
- Made three relief appearances for Team USA in the World Baseball Classic, posting a 7.71 ERA (2.1 IP, 2 ER).
- Posted a 0.60 ERA (30.0 IP, 2 ER) in 26 appearances from May 26-Aug. 2, the lowest ERA in the Majors over that span (min. 20 appearances).
- Tied for second among AL relievers with eight wins.

**2016: Finished tied for third in the Majors with eight wins as a reliever and fourth among AL relievers with 96 strikeouts.**

- Along with Brad Brach, become the second set of Orioles relievers to post eight or more wins in a season, joining Dick Hall (11) and Stu Miller (14) in 1965.
- From 2015-16, began his Major League career with a 7-0 record across 49 games, the first Orioles reliever to go 7-0 to begin his Major League career.
- Ranked first among AL rookie relievers with 96 strikeouts.
- Pitched in the AL Wild Card Game at Toronto (2.1 IP, 3 SO), stranding two inherited runners in his first career postseason game.

**2015: Made his Major League debut on June 24 at Boston, his first of 22 relief appearances in his first Major League season.**

- Tossed a scoreless inning with one strikeout in his Major League debut on June 24 at Boston after having his contract selected from Double-A Bowie on June 20.
- Earned his first win on July 31 vs. Detroit.
- Did not allow a run over the first 7.1 innings pitched of his Major League career.
- Named the Orioles Jim Palmer Minor League Co-Pitcher of the Year, along with right-hander Oliver Drake.
- Registered at least one strikeout in each of his first 10 Major League games from June 24-Aug. 25, tied for the third-longest stretch among Orioles relievers to begin their career.
- Named to *Baseball America's* Minor League First Team and Minor League All-Prospect Mid-Season Team, and was rated as the "Best Reliever" in the Eastern League ... went 4-2 with a 1.73 ERA (57.1 IP, 11 ER) and 15 saves in 35 games with Bowie.

**2014: Combined to go 1-2 with a 3.53 ERA (58.2 IP, 23 ER) in 36 appearances between High-A Frederick and Double-A Bowie.**

- Notched two saves and posted a 0.82 ERA (11.0 IP, 1 ER) in April.
- Promoted to Bowie on June 22 ... pitched to a 2.84 ERA (12.2 IP, 4 ER) in August.

**2013: Converted from shortstop to a pitcher and made 28 relief appearances with Low-A Delmarva.**

- Earned the win in his first career pitching appearance on April 6, tossing two hitless innings.

**2012: In his last season as a position player, batted .243 across 100 games with Delmarva.**

- Finished third on the club with 13 stolen bases.

**2011: Led the New York-Penn League in games played (74) and ranked third in at-bats (276).**

- Led Aberdeen in hits (77) and ranked second in runs (30), RBI (30), walks (30) and stolen bases (14).

**2010: Appeared in 23 total games across four levels in his first professional season.**

- Named the seventh-best prospect in the Orioles organization by *Baseball America* following the season.

**PERSONAL:** Mychal Antonio Givens ... resides in his hometown of Tampa, Fla., in the offseason.

- He has two daughters, Makaylah and Ahmya.
- Created the Givens Back Foundation, an organization that aims to advance the lives of inner city youth through sports ... the foundation is the home of the Inner City Baseball (ICB) travel team, comprised of Tampa-area boys ages 12-and-younger.
- Hosts an annual Wiffle Ball tournament in Tampa to raise money for the ICB program.

**HIGH SCHOOL/COLLEGE:** Attended H.B. Plant (FL) HS ... was selected by Baltimore in the second round of the 2009 First-Year Player Draft.



@MYCHALGIVENS

**(GIVENS, continued)**

2020	HIGHS AND LOWS	CAREER
1, 1, 5x, last: Sept. 24 at SF.....	<b>Most IP</b> .....	2.1, 4x, last: May 3, 2018 at LAA
None.....	<b>Low-hit CG</b> .....	None
3, Sept. 19 vs. LAD.....	<b>Runs</b> .....	5, May 20, 2019 vs. NYY
2, 2x, last: Sept. 19 vs. LAD.....	<b>ER</b> .....	5, May 20, 2019 vs. NYY
2, 3x, last: Sept. 19 vs. LAD.....	<b>Hits</b> .....	4, 4x, last: June 16, 2019 vs. BOS
1, 5x, last: Sept. 24 at SF.....	<b>HRs</b> .....	2, 3x, last: June 16, 2019 vs. BOS
2, Sept. 21 at SF.....	<b>Walks</b> .....	3, 3x, last: May 23, 2019 vs. NYY
3, Aug. 26 at TB.....	<b>Strikeouts</b> .....	5, May 5, 2018 at OAK
None.....	<b>10+ Strikeout Games</b> .....	None
1, Sept. 2.....	<b>Win Streak</b> .....	7, 2x, last: April 8-July 23, 2017
1, Aug. 26.....	<b>Losing Streak</b> .....	11, May 22, 2018-June 16, 2019

**GIVENS' CAREER RECORD**

Year	Team	W	L	ERA	G	GS	CG	SHO	GF	SV	IP	H	R	ER	HR	HB	BB	IBB	SO	WP	BK
2013	Delmarva	2	3	4.22	28	0	0	0	12	3	42.2	34	20	20	1	3	19	0	36	11	1
2014	Frederick	1	2	3.24	18	0	0	0	6	3	33.1	21	20	12	2	2	16	0	27	4	3
	Bowie	0	0	3.91	18	0	0	0	8	0	25.1	19	12	11	0	6	23	0	28	9	0
2015	Bowie	4	2	1.73	35	0	0	0	20	15	57.1	38	14	11	1	3	16	0	79	9	0
	<b>BALTIMORE</b>	2	0	1.80	22	0	0	0	5	0	30.0	20	7	6	1	1	6	0	38	0	0
2016	<b>BALTIMORE</b>	8	2	3.13	66	0	0	0	8	0	74.2	59	28	26	6	6	36	2	96	3	0
2017	<b>BALTIMORE</b>	8	1	2.75	69	0	0	0	8	0	78.2	57	24	24	10	5	25	1	88	2	0
2018	<b>BALTIMORE</b>	0	7	3.99	69	0	0	0	32	9	76.2	61	37	34	4	3	30	4	79	4	0
2019	<b>BALTIMORE</b>	2	6	4.57	58	0	0	0	33	11	63.0	49	35	32	13	2	26	1	86	5	0
2020	<b>BALTIMORE</b>	0	1	1.38	12	0	0	0	3	0	13.0	7	2	2	1	0	6	0	19	0	0
	<b>COLORADO</b>	1	0	6.75	10	0	0	0	2	1	9.1	9	8	7	4	2	4	0	6	2	0
<b>Minor League Totals</b>		7	7	3.06	99	0	0	0	46	21	158.2	112	66	54	4	14	74	0	170	14	4
<b>Major League Totals</b>		21	17	3.41	306	0	0	0	91	21	345.1	262	141	131	39	19	133	8	412	16	0

Year	Team	AVG	G	AB	R	H	2B	3B	HR	RBI	SAC	SF	HBP	BB	IBB	SO	SB	CS	GIDP	OBP	SLG
2010	GCL Orioles	.207	7	29	2	6	2	0	0	2	0	0	0	0	0	4	0	0	1	.207	.276
	Aberdeen	.364	8	33	8	12	3	0	3	5	0	0	2	6	0	2	2	1	0	.488	.727
	Delmarva	.222	7	18	2	4	0	0	0	4	0	1	3	5	0	4	1	1	2	.444	.222
	Frederick	.500	1	4	2	2	0	0	0	1	0	0	1	0	0	0	0	1	0	.600	.500
2011	Aberdeen	.279	74	276	30	77	9	2	1	30	2	3	7	30	1	40	14	5	7	.361	.337
	Delmarva	.195	57	210	21	41	7	0	0	15	4	2	8	11	0	35	6	6	7	.260	.229
2012	Delmarva	.243	100	337	43	82	15	0	2	26	6	1	5	39	0	49	13	8	12	.330	.306
<b>Minor League Totals</b>		.247	353	907	108	224	36	2	6	84	12	7	26	91	1	134	36	22	29	.331	.311

**GIVENS' CAREER POSTSEASON RECORD**

Year	Series	Team	Opp	W	L	ERA	G	GS	CG	SHO	GF	SV	IP	H	R	ER	HR	HB	BB	IBB	SO	WP	BK
2016	ALWC	BAL	TOR	0	0	0.00	1	0	0	0	0	0	2.1	0	0	0	0	0	0	0	3	0	0
<b>Postseason Totals</b>				0	0	0.00	1	0	0	0	0	0	2.1	0	0	0	0	0	0	0	3	0	0

**GIVENS' CAREER FIELDING**

Pos.	G	GS	INN	TC	PO	A	E	DP	PCT
P	306	0	345.1	65	13	48	4	3	.938

**GIVENS' CAREER TRANSACTIONS**

- 2009: Selected in the second round of the 2009 First-Year Player Draft.
- 2020: Acquired by Colorado via trade with Baltimore in exchange for OF Mishael Deshon, INF Tyler Nevin and INF Terrin Vavra, Aug. 30.

**GIVENS**

# 26

Ht: 6-5      Wt: 219      B/T: L/L  
**Opening Day Age:** 27  
**Born:** Nov. 23, 1993 in Winter Garden, Fla.  
**Major League Service:** 1.111  
**Contract:** Through 2021  
**Obtained:** Acquired via trade from St. Louis, Feb. 1, 2021



## AUSTIN GOMBER

LEFT-HANDED PITCHER

GOMBER

### CAREER HIGHLIGHTS

- Acquired by Colorado, along with four Minor League players, from St. Louis in exchange for Nolan Arenado on Feb. 1, 2021
- In 2018, became the first Cardinals rookie left-hander to win five games in the month of August.
- Was the Cardinals' co-Minor League Pitcher of the Year for 2015.
- Of his 51 career Minor League starts in which he has pitched six or more innings, 48 have been quality starts and 13 have been scoreless.

#### MAJOR LEAGUE DEBUT

6/2/18 with STL vs. PIT

#### FIRST ML WIN

8/1/19 with STL vs. COL

**2020: Was on St. Louis' Opening Day roster and made four starts and 10 relief appearances, going 1-1 with a 1.86 ERA (29.0 IP, 6), 15 walks and 27 strikeouts.**

- Allowed one run across his four starts, Sept. 27 vs. Milwaukee (4.0 IP, H, ER, 2 BB, 3 SO) ... was scoreless in each of his other three starts: Sept. 5 at Chicago-NL (2.2 IP), Sept. 10 vs. Detroit (3.0 IP) and Sept. 22 at Kansas City (6.0 IP).
- In his 10 relief appearances, went 0-1 with a 3.38 ERA (13.1 IP, 5 ER), nine walks and 10 strikeouts ... held opponents hitless in six of his 10 outings from the bullpen, posting a .178 opponents batting average.
- Allowed one home run, Sept. 17 at Pittsburgh, as part of an outing that accounted for all of his six runs allowed on the season.
- Pitched 1.1 scoreless innings in the National League Wild Card Series.
- Placed on the 10-day COVID-19 injured list (for exposure), Aug. 13-19.

**2019: Split the season between Single-A Palm Beach, Double-A Springfield and Triple-A Memphis.**

- Placed on the seven-day injured list with biceps tendonitis on May 16 and missed over three months ... went 4-0 with a 2.98 ERA across eight stints for Memphis prior to the injury.
- Upon being reinstated from the injured list on Aug. 23, made three starts of two or fewer innings for Palm Beach (Aug. 23) and Springfield (Aug. 26, 29) ... his final appearance of the season was Sept. 1, out of the bullpen for Springfield.
- Named the Pacific Coast League Pitcher of the Week for April 14-21, after pitching seven scoreless innings with three hits, one walk and six strikeouts April 20 vs. Round Rock.

**2018: Made his Major League debut June 2 vs. Pittsburgh and pitched three scoreless, hitless innings of relief.**

- Appeared in 29 games (11 starts) in his rookie season over three stints with St. Louis, going 6-2 with a 4.44 ERA (75.0 IP, 37 ER), 32 walks and 67 strikeouts.
- Made 11 starts and 18 relief appearances ... as a starter, went 5-2 with a 4.26 ERA (57.0 IP, 27 ER), 22 walks and 53 strikeouts ... in relief, went 1-0 with a 5.00 ERA (18.0 IP, 10 ER), 10 walks and 14 strikeouts.
- Led Major League Baseball with five wins in August, making him the first Cardinals rookie left-hander to win five games in the month of August (since 1913).
- Appeared in a team-leading 14 games in his debut month of June.
- Did not allow a hit to the first 14 right-handed batters he faced prior to June 25 (Rajai Davis, ninth-inning single).
- Two-time Pacific Coast League Pitcher of the Week Winner: April 23-29 and May 21-27.
- The Cardinals Minor League Pitcher of the Month for April, going 2-0 with a 2.45 ERA (25.2 IP, 7 ER).

**2017: Spent the entire season with Double-A Springfield, going 10-7 with a 3.34 ERA (143.0 IP, 53 ER), 51 walks and 140 strikeouts.**

- Named the Cardinals Minor League Pitcher of the Month for August as well as the MiLB.com Texas League Player of the Month after going 5-0 with a 0.91 ERA (39.2 IP, 4 ER), 12 walks and 44 strikeouts.

**(GOMBER, continued)**

- Ranked among Cardinals Minor League pitchers in strikeouts (140, 2nd), starts (26, T2nd) innings pitched (143.0, 5th) and wins (10th, T5th).

**2016: Began the season with Palm Beach before being promoted to Double-A Springfield on July 29.**

- Made four starts for Springfield, going 1-0 with a 1.40 ERA over 19.1 innings of work (3 ER) ... held opponents to one earned run or fewer in all four starts.
- Led Cardinals Minor Leaguers with a .220 opponent batting average and ranked among leaders in ERA (2.69, 3rd) and strikeouts (116, T6th).
- Pitched his second complete game of his career, July 20 vs. Brevard County.

**2015: Named Cardinals co-Minor League Pitcher of the Year.**

- Led the Midwest League in wins (15), strikeouts (140), opponent batting average (.196), WHIP (0.97) and win percentage (.833).
- Was named Cardinals Minor League Pitcher of the Month for August (4-0, 0.35 ERA).
- Selected to the Midwest League All-Star Team West and was a Midwest League Post-Season All-Star.

**2014: Began his career with Short-Season State College, going 2-2 with a 2.30 ERA (47.0 IP, 12 ER), 18 walks and 36 strikeouts**

- Finished the season with a pair of scoreless starts of seven innings, Aug. 27 and Sept. 1.
- Made one postseason start and took the loss after pitching two innings.

**PERSONAL:** Austin Gomber  
 • He and his wife, Rachel, live in Windermere, Fla.

 @AUSTINGOMBER  @AUSTINGOMBER

**HIGH SCHOOL/COLLEGE:** Attended Florida Atlantic University.  
 • Posted a 3.27 ERA with 238 strikeouts in his college career.  
 • First team All-Sun Belt Conference during his junior year, with a league-leading 2.97 ERA.

2020	HIGHS AND LOWS	CAREER
6.0, Sept. 22 at KC.....	<b>Most IP</b> .....	7.0, Aug. 31, 2018 vs. CIN
None.....	<b>Low-hit CG</b> .....	None.....
4, Sept. 17 at PIT.....	<b>Runs</b> .....	7, Sept. 13, 2018 vs. LAD
4, Sept. 17 at PIT.....	<b>ER</b> .....	7, Sept. 13, 2018 vs. LAD
4, Sept. 17 at PIT.....	<b>Hits</b> .....	10, Aug. 31, 2018 vs. CIN
1, Sept. 17 at PIT.....	<b>HRs</b> .....	2, Sept. 25, 2018 vs. MIL
3, Sept. 5 at CHC.....	<b>Walks</b> .....	4, 2x, last: Sept. 20 at LAD
6, Sept. 10 vs. DET.....	<b>Strikeouts</b> .....	6, 6x, last: Sept. 10, 2020 vs. DET
None.....	<b>10+ Strikeout Games</b> .....	None.....
1, Sept. 22 at KC.....	<b>Win Streak</b> .....	5, Aug. 1-31, 2018
1, Sept. 17 at PIT.....	<b>Losing Streak</b> .....	1, 3x, last: Sept. 17 at PIT

**GOMBER'S CAREER RECORD**

Year	Team	W	L	ERA	G	GS	CG	SHO	GF	SV	IP	H	R	ER	HR	HB	BB	IBB	SO	WP	BK
2014	State College	2	2	2.30	11	11	0	0	0	0	47.0	55	17	12	3	3	18	0	36	2	0
2015	Peoria	15	3	2.67	22	22	1	1	0	0	135.0	97	45	40	10	1	34	0	140	9	0
2016	Palm Beach	6	8	2.93	17	17	1	0	0	0	107.2	91	38	35	5	4	24	0	101	6	0
	Springfield	1	0	1.40	4	4	0	0	0	0	19.1	11	4	3	0	0	9	0	15	3	0
2017	Springfield	10	7	3.34	26	26	0	0	0	0	143.0	116	64	53	17	6	51	0	140	5	0
2018	Memphis	7	3	3.42	12	11	0	0	0	0	68.1	65	26	26	9	1	20	1	76	0	0
	<b>ST. LOUIS</b>	<b>6</b>	<b>2</b>	<b>4.44</b>	<b>29</b>	<b>11</b>	<b>0</b>	<b>0</b>	<b>1</b>	<b>0</b>	<b>75.0</b>	<b>81</b>	<b>40</b>	<b>37</b>	<b>7</b>	<b>4</b>	<b>32</b>	<b>4</b>	<b>67</b>	<b>3</b>	<b>1</b>
2019	Palm Beach	0	1	81.00	1	1	0	0	0	0	0.1	2	3	3	0	0	2	0	0	1	0
	Springfield	0	0	0.00	3	2	0	0	0	0	4.0	1	0	0	0	0	1	0	2	0	0
	Memphis	4	0	2.98	8	8	1	1	0	0	45.1	42	17	15	5	0	16	0	52	1	0
2020	<b>ST. LOUIS</b>	<b>1</b>	<b>1</b>	<b>1.86</b>	<b>14</b>	<b>4</b>	<b>0</b>	<b>0</b>	<b>0</b>	<b>0</b>	<b>29.0</b>	<b>19</b>	<b>6</b>	<b>6</b>	<b>1</b>	<b>2</b>	<b>15</b>	<b>0</b>	<b>27</b>	<b>1</b>	<b>0</b>
<b>Minor League Totals</b>		<b>45</b>	<b>24</b>	<b>2.95</b>	<b>104</b>	<b>102</b>	<b>3</b>	<b>2</b>	<b>0</b>	<b>0</b>	<b>570.0</b>	<b>480</b>	<b>214</b>	<b>187</b>	<b>49</b>	<b>15</b>	<b>175</b>	<b>1</b>	<b>562</b>	<b>27</b>	<b>0</b>
<b>Major League Totals</b>		<b>7</b>	<b>3</b>	<b>3.72</b>	<b>43</b>	<b>15</b>	<b>0</b>	<b>0</b>	<b>1</b>	<b>0</b>	<b>104.0</b>	<b>100</b>	<b>46</b>	<b>43</b>	<b>8</b>	<b>6</b>	<b>47</b>	<b>4</b>	<b>94</b>	<b>4</b>	<b>1</b>

Year	Team	AVG	G	AB	R	H	2B	3B	HR	RBI	SAC	SF	HBP	BB	IBB	SO	SB	CS	GDP	OBP	SLG
2018	<b>ST. LOUIS</b>	<b>.211</b>	<b>27</b>	<b>19</b>	<b>1</b>	<b>4</b>	<b>1</b>	<b>0</b>	<b>0</b>	<b>4</b>	<b>2</b>	<b>0</b>	<b>0</b>	<b>0</b>	<b>0</b>	<b>3</b>	<b>0</b>	<b>0</b>	<b>0</b>	<b>.211</b>	<b>.263</b>
<b>Major League Totals</b>		<b>.211</b>	<b>27</b>	<b>19</b>	<b>1</b>	<b>4</b>	<b>1</b>	<b>0</b>	<b>0</b>	<b>4</b>	<b>2</b>	<b>0</b>	<b>0</b>	<b>0</b>	<b>0</b>	<b>3</b>	<b>0</b>	<b>0</b>	<b>0</b>	<b>.211</b>	<b>.263</b>

**(GOMBER, continued)**

**GOMBER'S CAREER POSTSEASON RECORD**

Year	Series	Team	Opp	W	L	ERA	G	GS	CG	SHO	GF	SV	IP	H	R	ER	HR	HB	BB	IBB	SO	WP	BK
2020	NLWC	STL	SD	0	0	0.00	1	0	0	0	0	0	1.1	2	0	0	0	0	1	0	2	0	0
<b>Postseason Totals</b>				<b>0</b>	<b>0</b>	<b>0.00</b>	<b>1</b>	<b>0</b>	<b>0</b>	<b>0</b>	<b>0</b>	<b>0</b>	<b>1.1</b>	<b>2</b>	<b>0</b>	<b>0</b>	<b>0</b>	<b>0</b>	<b>1</b>	<b>0</b>	<b>2</b>	<b>0</b>	<b>0</b>

**GOMBER'S CAREER FIELDING**

POS.	G	GS	INN	TC	PO	A	E	DP	PCT
P	43	15	104.0	13	1	12	0	0	1.000

**GOMBER'S CAREER TRANSACTIONS**

- 2014: Selected by St. Louis in the fourth round of the First-Year Player Draft.
- 2020: Placed on the 10-day COVID-19 injured list (exposure), Aug. 13; reinstated from the injured list. Aug. 19.
- 2021: Acquired by Colorado via trade, along with INF Mateo Gil, RHP Tony Locey, INF Elehuris Montero and RHP Jake Sommers in exchange for INF Nolan Arenado and cash considerations.



# 72

Ht: 6-3      Wt: 230      B/T: R/L  
Opening Day Age: 25  
Born: Oct. 25, 1995 in Miramar, Fla.  
Major League Service: 0.000  
Contract: Through 2021  
Obtained: Signed as a Minor League free agent,  
Nov. 10



## BRIAN GONZALEZ

LEFT-HANDED PITCHER / NON-ROSTER INVITEE

### CAREER HIGHLIGHTS

- Second Major League Spring Training in 2021
- Spent time at the Orioles alternate training site in 2020 as a member of their 60-man player pool
- Named a South Atlantic League Post-Season All-Star and a *Baseball America* Class-A All-Star in 2016 as a member of Low-A Frederick
- Originally selected by Baltimore in the third round of the 2014 First-Year Player Draft

**2020: Added to the Orioles' 60-man player pool on Aug. 10 and spent the remainder of the season at the club's alternate training site.**

- Attended his first Major League Spring Training and made three relief appearances, allowing one run on four hits across 1.2 innings pitched.

**2019: In his first season as a full-time reliever, went 2-2 with a 3.38 ERA (53.1 IP, 20 ER) in 24 appearances across three levels.**

- Spent a majority of the season with Double-A Bowie, where he made 17 relief appearances and one start ... went 0-2 with one save and a 4.32 ERA (41.2 IP, 20 ER).
- Made six total rehab appearances with Short-Season Aberdeen and the GCL Orioles.

**2018: Went 10-8 with a 4.93 ERA (131.1 IP, 72 ER) in 25 appearances, 24 starts, between High-A Frederick and Double-A Bowie.**

- Made seven starts with Frederick to begin the season, posting a 3.18 ERA.
- Promoted to Bowie in mid-May, where he made 17 starts and one relief appearance, the first relief appearance of his career.

**2017: Entered the season as the Orioles' 15th-ranked prospect, according to *Baseball America*.**

- Made 21 starts with High-A Frederick ... tossed his first career complete-game on May 14 at Wilmington.

**2016: Named a South Atlantic League Post-Season All-Star and to *Baseball America's* Class-A All-Star Team.**

- Named the Orioles Minor League Pitcher of the Month for August, after going 3-2 with a 2.29 ERA with Low-A Delmarva.
- Ranked third in the South Atlantic League in ERA (2.50) among starters, and ranked third in innings pitched (147.2).


**2015: Made 23 starts with Delmarva, the second-most on the club.**

**2014: Made 10 total starts between the GCL Orioles and Short-Season Aberdeen in his first professional season.**

**PERSONAL:** Full name is Brian Albert Gonzalez.

**HIGH SCHOOL/COLLEGE:** Attended Archbishop McCarthy High School in Miramar, Fla.

 @B\_GONZALEZ25

 @ B\_GONZALEZ25

GONZALEZ, B.

**(GONZALEZ, B., continued)**

**GONZALEZ'S CAREER RECORD**

Year	Team	W	L	ERA	G	GS	CG	SHO	GF	SV	IP	H	R	ER	HR	HB	BB	IBB	SO	WP	BK
2014	GCL Orioles	0	0	0.00	8	8	0	0	0	0	24.2	11	1	0	0	2	8	0	25	0	
	Aberdeen	0	1	5.00	2	2	0	0	0	0	9.0	10	5	5	0	0	2	0	11	0	0
2015	Delmarva	4	9	5.71	23	23	0	0	0	0	105.2	98	76	67	8	8	59	0	81	13	0
2016	Delmarva	10	8	2.50	27	27	0	0	0	0	147.2	135	52	41	9	7	58	0	111	17	1
2017	Frederick	5	7	4.91	21	21	1	0	0	0	106.1	132	65	58	9	2	52	0	85	10	0
2018	Frederick	2	2	3.18	7	7	0	0	0	0	39.2	31	17	14	3	1	18	0	33	1	0
	Bowie	8	6	5.69	18	17	0	0	1	0	91.2	110	63	58	15	2	40	1	79	9	0
2019	GCL Orioles	1	0	0.00	2	0	0	0	0	0	3.0	3	0	0	0	0	1	0	3	1	0
	Aberdeen	1	0	0.00	4	0	0	0	1	1	8.2	3	0	0	0	1	3	0	15	2	1
	Bowie	0	2	4.32	18	1	0	0	5	1	41.2	33	21	20	9	1	11	0	35	2	0
2020	Alternate training site	-	-	-	-	-	-	-	-	-	-	-	-	-	-	-	-	-	-	-	-
<b>Minor League Totals</b>		<b>31</b>	<b>35</b>	<b>4.10</b>	<b>130</b>	<b>106</b>	<b>1</b>	<b>0</b>	<b>7</b>	<b>2</b>	<b>578.0</b>	<b>566</b>	<b>300</b>	<b>263</b>	<b>53</b>	<b>24</b>	<b>252</b>	<b>1</b>	<b>478</b>	<b>55</b>	<b>2</b>

**GONZALEZ'S CAREER TRANSACTIONS**

- 2014: Selected by Baltimore in the third round of the First-Year Player Draft.
- 2020: Signed by Colorado as a Minor League free agent, Nov. 10.

# 50

**Ht:** 6-3      **Wt:** 206      **B/T:** R/R  
**Opening Day Age:** 29  
**Born:** January 15, 1992 in Delray Beach, Fla.  
**Major League Service:** 2.149  
**Contract:** Through 2021  
**Obtained:** Signed as a Minor League free agent, Dec. 4, 2020



## CHI CHI GONZÁLEZ

RIGHT-HANDED PITCHER / NON-ROSTER INVITEE

### CAREER HIGHLIGHTS

- Made 12 starts for Colorado in 2019, following two seasons without a Major League appearance
- Became the first free agent signing to pitch for Colorado since 2015
- Missed the entire 2017 season while recovering from Tommy John surgery
- Made his Major League debut on May 30, 2015 vs. Boston as a member of the Texas Rangers
- Pitched a complete-game shutout in his second career start, June 5, 2015 vs. Kansas City

GONZÁLEZ, C.

#### MAJOR LEAGUE DEBUT

5/30/15 with TEX vs. BOS

#### FIRST ML WIN

5/30/15 with Tex vs. BOS

### 2020: Made four starts and two relief appearances in his second season with Colorado.

- Went 0-2 with a 6.86 ERA (19.2 IP, 15 ER), 10 walks and 16 strikeouts ... all six of his appearances came against NL West clubs.
- As a starter, went 0-2 with an 8.56 ERA (13.2 IP, 13 ER), seven walks and 10 strikeouts ... Colorado went 2-2 across his four starts ... pitched a season-high 5.1 innings, allowing three runs on eight hits with four strikeouts in his final start of the season on Sept. 24 at San Francisco.
- Allowed two earned runs across six innings (3.00 ERA) as a reliever ... tossed four-innings and allowed one run on two hits Aug. 30 vs. San Diego.
- Had one stint on the 10-day injured list from Aug. 7-29 with right biceps tendinitis.
- Went 0-1 with a 5.14 ERA (14.0 IP, 8 ER), five walks and 11 strikeouts ... both of his relief appearances were in Denver.
- Made two starts on the road, allowing seven earned runs across 5.2 innings for a 11.12 ERA ... pitched just 0.1 innings in his first road outing, Sept. 8 at San Diego, allowing four runs on no hits, three walks and one hit batter with one strikeout ... he was the first starting pitcher in Rockies franchise history to allow as many as four earned runs without giving up a hit in a start, and the first Major League pitcher to do so since Brandon Morrow, April 26, 2014 vs. Boston.

### 2019: Made a career-high 12 starts and a career-high-tying 14 appearances across four stints in his first season with Colorado.

- Contract selected from Triple-A Albuquerque on June 25 and started that night at San Francisco, his first Major League appearance since 2016 ... became the first pitcher to start for the Rockies that made his debut for another team since Tyler Chatwood in 2017, a span of 382 games ... also became the first pitcher signed as a free agent to start for the Rockies since Kyle Kendrick in 2015.
- The Rockies lost each of his first nine starts and each of his first 10 appearances from June 25-Sept. 3 ... went 0-6 with a 7.29 ERA (42.0 IP, 34 ER) over that span ... first pitcher in franchise history to have the team lose each of his first eight starts ... it was the longest such streak in MLB since the Reds lost each of Cory Reed's first 14 starts, June 18, 2016-Sept. 4, 2018 ... snapped the streak with a win vs. St. Louis on Sept. 10.
- Went 2-0 with a 1.65 ERA (27.1 IP, 5 ER) in five appearances (four starts) in September and posted the fourth-lowest ERA in the National League that month.
- Made his second relief appearance of the season Sept. 22 at Dodger Stadium and earned a win ... pitched five innings and allowed two unearned runs on two hits with one walk and eight strikeouts ... the eight strikeouts were a career high and the second most by a Rockies reliever in franchise history (most: nine, Bruce Ruffin, Sept. 14, 1993, game one vs. Houston).

### 2018: Made two rehab stints with the AZL Rangers and Spokane Indians.

- Appeared in three games, two starts, allowing two hits across 10.0 innings with eight strikeouts.

### 2017: Missed the entire 2017 season due to Tommy John surgery.

**(GONZÁLEZ, C., continued)**

**2016: Spent a majority of the season with Triple-A Round Rock, posting a 4.70 ERA (138.0 IP, 72 ER).**

- Made three starts for the Rangers, going 0-2 while allowing 13 runs (10 ER) over 10.1 IP.

**2015: Made his Major League debut on May 30 with Texas.**

- Threw a complete-game shutout on June 5 vs. the Kansas City Royals, his second career start, allowing three hits with two walks and two strikeouts.
- Had three stints with the Major League club, going 4-6 with a 3.90 ERA (67.0 IP, 29 ER) in 14 games, 10 starts.
- Made his Triple-A debut and, in 16 starts, went 8-7 with a 3.57 ERA (88.1 IP, 35 ER).

**2014: Began the season with High-A Myrtle Beach before being promoted to Double-A Frisco on June 9.**

- Named a Carolina League Mid-Season All-Star with Myrtle Beach and was named an MiLB.com Organization All-Star... received Player of the Week honors for the week of Aug. 11 with Frisco.

**2013: Split his first professional season between Short-Season Spokane and High-A Myrtle Beach.**

- Combined, went 0-4 with a 3.80 ERA (42.2 IP, 18 ER) in 14 starts ... was promoted to Myrtle Beach on Aug.8 and posted a 0.75 ERA (12.0 IP, 1 ER) over his final three starts.

**PERSONAL:** Alexander González ... married to Ali, together they have a daughter, Natalia, and reside in Boca Raton, Fla., during the offseason.

- The family has a chihuahua named Benito.
- Nickname "Chi Chi" given to him by his great uncle.
- His parents, Nancy Urquiaga and Jose Carlos González, are from Cuba ... has two sisters, Lily and Erika.
- Enjoys fishing and being by the water.

**HIGH SCHOOL/COLLEGE:** Attended Boca Raton Community High School in Boca Raton, Fla.

- Studied public relations at Oral Roberts University in Tulsa, Okla.



@ALEXGONZALEZCHI



@ALEXGONZALEZCHI92

**2020**

**HIGHS AND LOWS**

**CAREER**

5, 1, Sept. 24 at SF.....	<b>Most IP</b> .....	9.0, June 5, 2015 at KC
None.....	<b>Low-hit CG</b> .....	3, June 5, 2015 at KC
4, Sept. 8 at SD.....	<b>Runs</b> .....	7, Aug. 29, 2019 vs. PIT
4, Sept. 8 at SD.....	<b>ER</b> .....	7, Aug. 29, 2019 vs. PIT
8, Sept. 24 at SF.....	<b>Hits</b> .....	10, June 27, 2016 at NYY
2, Aug. 3 vs. SF.....	<b>HRS</b> .....	2, 3x, last: Aug. 3, 2020 vs. SF
3, Sept. 8 at SD.....	<b>Walks</b> .....	6, Aug. 24, 2019 at STL
4, Sept. 24 at SF.....	<b>Strikeouts</b> .....	8, Sept. 21, 2019 at LAD
None.....	<b>10+ Strikeout Games</b> .....	None
None.....	<b>Win Streak</b> .....	2, 3x, last: Sept. 10-21, 2019
2, Sept. 8-19.....	<b>Losing Streak</b> .....	6, June 25-Aug. 29, 2019

**GONZÁLEZ'S CAREER RECORD**

Year	Team	W	L	ERA	G	GS	CG	SHO	GF	SV	IP	H	R	ER	HR	HB	BB	IBB	SO	WP	BK
2013	Spokane	0	4	4.56	9	9	0	0	0	0	23.2	30	16	12	1	1	7	0	20	0	0
	Myrtle Beach	0	0	2.84	5	5	0	0	0	0	19.0	15	8	6	1	0	9	0	15	1	1
2014	Myrtle Beach	5	2	2.62	11	11	0	0	0	0	65.1	56	22	19	3	6	16	0	49	5	0
	Frisco	7	4	3.68	15	14	0	0	1	0	73.1	67	30	22	3	4	25	0	64	3	0
2015	Round Rock	8	7	3.57	16	16	0	0	0	0	88.1	95	40	35	3	4	31	0	56	1	1
	<b>TEXAS</b>	<b>4</b>	<b>6</b>	<b>3.90</b>	<b>14</b>	<b>10</b>	<b>1</b>	<b>1</b>	<b>1</b>	<b>0</b>	<b>67.0</b>	<b>49</b>	<b>33</b>	<b>29</b>	<b>6</b>	<b>3</b>	<b>32</b>	<b>1</b>	<b>30</b>	<b>2</b>	<b>1</b>
2016	Round Rock	8	10	4.70	25	24	0	0	0	0	138.0	154	73	72	8	4	44	0	91	5	0
	<b>TEXAS</b>	<b>0</b>	<b>2</b>	<b>8.71</b>	<b>3</b>	<b>3</b>	<b>0</b>	<b>0</b>	<b>0</b>	<b>0</b>	<b>10.1</b>	<b>21</b>	<b>13</b>	<b>10</b>	<b>1</b>	<b>0</b>	<b>9</b>	<b>0</b>	<b>7</b>	<b>0</b>	<b>0</b>
2017	DID NOT PITCH	-	-	-	-	-	-	-	-	-	-	-	-	-	-	-	-	-	-	-	-
2018	AZL Rangers	1	0	0.00	2	1	0	0	0	0	5.0	2	0	0	0	0	0	0	4	0	0
	Spokane	1	0	0.00	1	1	0	0	0	0	5.0	0	0	0	0	0	0	0	4	0	0
2019	Albuquerque	4	5	6.10	16	15	0	0	0	0	87.0	105	64	59	15	6	36	0	76	3	0
	<b>COLORADO</b>	<b>2</b>	<b>6</b>	<b>5.29</b>	<b>14</b>	<b>12</b>	<b>0</b>	<b>0</b>	<b>0</b>	<b>0</b>	<b>63.0</b>	<b>59</b>	<b>39</b>	<b>37</b>	<b>11</b>	<b>1</b>	<b>33</b>	<b>0</b>	<b>46</b>	<b>1</b>	<b>0</b>
2020	<b>COLORADO</b>	<b>0</b>	<b>2</b>	<b>6.86</b>	<b>6</b>	<b>4</b>	<b>0</b>	<b>0</b>	<b>0</b>	<b>0</b>	<b>19.2</b>	<b>22</b>	<b>16</b>	<b>15</b>	<b>3</b>	<b>3</b>	<b>10</b>	<b>0</b>	<b>16</b>	<b>2</b>	<b>0</b>
<b>Minor League Totals</b>		<b>34</b>	<b>32</b>	<b>4.01</b>	<b>100</b>	<b>96</b>	<b>0</b>	<b>0</b>	<b>1</b>	<b>0</b>	<b>504.2</b>	<b>524</b>	<b>253</b>	<b>225</b>	<b>34</b>	<b>25</b>	<b>168</b>	<b>0</b>	<b>379</b>	<b>18</b>	<b>2</b>
<b>Major League Totals</b>		<b>6</b>	<b>16</b>	<b>5.12</b>	<b>37</b>	<b>29</b>	<b>1</b>	<b>1</b>	<b>1</b>	<b>0</b>	<b>160.0</b>	<b>151</b>	<b>101</b>	<b>91</b>	<b>21</b>	<b>7</b>	<b>84</b>	<b>1</b>	<b>99</b>	<b>5</b>	<b>1</b>

Year	Team	AVG	G	AB	R	H	2B	3B	HR	RBI	SAC	SF	HBP	BB	IBB	SO	SB	CS	GDP	OBP	SLG
2019	<b>COLORADO</b>	<b>.042</b>	<b>13</b>	<b>24</b>	<b>0</b>	<b>1</b>	<b>0</b>	<b>0</b>	<b>0</b>	<b>2</b>	<b>0</b>	<b>0</b>	<b>0</b>	<b>15</b>	<b>0</b>	<b>0</b>	<b>0</b>	<b>0</b>	<b>0</b>	<b>.042</b>	<b>.042</b>
<b>Major League Totals</b>		<b>.042</b>	<b>13</b>	<b>24</b>	<b>0</b>	<b>1</b>	<b>0</b>	<b>0</b>	<b>0</b>	<b>2</b>	<b>0</b>	<b>0</b>	<b>0</b>	<b>15</b>	<b>0</b>	<b>0</b>	<b>0</b>	<b>0</b>	<b>0</b>	<b>.042</b>	<b>.042</b>

**(GONZÁLEZ, C., continued)**

**GONZÁLEZ'S CAREER FIELDING**

Pos.	G	GS	INN	TC	PO	A	E	DP	PCT
P	37	29	160.0	38	9	27	2	1	.947

**GONZÁLEZ'S CAREER TRANSACTIONS**

- 2013: Selected by Texas in the first round (23rd overall) of the First-Year Player Draft.
- 2017: Placed on the 60-day disabled list (Tommy John surgery), April 2; reinstated from the 60-day disabled list, Nov. 6; signed by Texas as a Minor League free agent, Dec. 4.
- 2018: Signed by Colorado as a Minor League free agent, Dec. 3.
- 2020: Placed on the 10-day injured list (right biceps tendinitis), Aug. 7; reinstated from the injured list, Aug. 29.

**COMPLETE GAMES (1)**

Date	Opp.	Runs Allowed
6/5/15	at KC	0



# 55

Ht: 6-4      Wt: 231      B/T: R/R  
**Opening Day Age:** 29  
**Born:** Nov. 5, 1991 in Shawnee, Okla.  
**Major League Service:** 5.062  
**Contract:** Through 2021  
**Obtained:** Selected in the first round (third overall) of the 2013 First-Year Player Draft



## JON GRAY

RIGHT-HANDED PITCHER

### CAREER HIGHLIGHTS

- Ranks fifth in club history with 692 career strikeouts and seventh with 45 wins
- His .667 home winning percentage (26-13) since 2015 ranks tied for fourth in the National League ... only Jorge De La Rosa (.726, 53-20) has a higher home winning percentage among all Rockies pitchers with 300 or more innings in Denver
- Only Pedro Astacio (15) has more double-digit strikeout games in franchise history than Gray's 14
- The only pitcher in franchise history to have three games of 12 or more strikeouts ... also has four games in his career with double-digit strikeouts and no walks, the most such games in team history
- The fifth pitcher in Rockies history to make consecutive Opening Day starts (2017, 2018)
- In 2016, set the Rockies' rookie single-season record for strikeouts with 185
- Set a Rockies and Coors Field record with 16 strikeouts in his first career complete-game shutout, Sept. 17, 2016 vs. San Diego

#### MAJOR LEAGUE DEBUT

8/4/15 vs. SEA

#### FIRST ML WIN

5/13/16 vs. NYM

**2020: Made eight starts prior to being placed on the 10-day injured list with right shoulder inflammation on Sept. 4.**

- Went 2-4 overall, with a 6.69 ERA (39.0 IP, 29 ER), 11 walks and 22 strikeouts.
- Went 1-3 with a 8.39 ERA (24.2 IP, 23 ER) across five starts in Denver ... recorded two or fewer strikeouts in four of his five home starts ... struck out seven in his one home win, Aug. 16 vs. Texas (7.0 IP, 3 ER).
- On the road, went 1-1 with a 3.77 ERA (14.1 IP, 6 ER), eight walks and eight strikeouts across three starts ... pitched his lone road quality start in his one road win, Aug. 26 at Arizona (6.0 IP, 1 ER).
- Finished the season with a 5.08 SO/9 rate, after coming into the season with a career rate of 9.40.
- Was placed on the injured list for the fourth time in his career on Sept. 4 (right shoulder inflammation) ... allowed seven runs on nine hits with no walks and one strikeout over 2.2 innings in his final start of the season, Sept. 1 vs. San Francisco.

**2019: Recorded at least 10 wins for the fourth consecutive season, the first player in franchise history to record double-digit wins in four straight seasons.**

- Joined Jorge De La Rosa as the only Rockies pitchers with four total seasons with double-digit wins.
- Struck out at least 150 batters for the third time in his career (183 strikeouts in 2018, 185 in 2016), matching Ubaldo Jiménez (2008-10) and Pedro Astacio (1998-2000) for the most seasons with at least 150 strikeouts in franchise history.
- Moved into fifth place in franchise history with 670 strikeouts ... passed Aaron Cook (558) and Jason Jennings (622).
- Allowed a home run in 16 consecutive starts July 31, 2018-April 16, the longest streak in franchise history and the third longest string in Major League history ... snapped the streak with six scoreless innings April 21 vs. Philadelphia.
- Struck out a season-high 10 batters two times, in his first start of the year, March 31 at Miami, and on June 13 vs. San Diego ... his 14 career double-digit strikeout games are one short of Pedro Astacio's franchise record ... did not issue a walk vs. the Padres, his fourth career start with no walks and at least 10 strikeouts, passing Astacio and Jiménez for the most in franchise history.
- Made his first career relief appearance on June 16 vs. San Diego ... entered the game in the ninth inning and issued two intentional walks before walking in the go-ahead run.
- Placed on the 60-day injured list on Aug. 21 (fractured left foot) and missed the remainder of the season after undergoing surgery on Aug. 22.

GRAY

**(GRAY, continued)****2018: Made his second career Opening Day start, becoming the fifth pitcher in franchise history to start on Opening Day in consecutive years.**

- The Rockies won nine consecutive starts from June 22-Aug. 22, which tied a franchise record set by Ubaldo Jiménez in 2010 for consecutive team wins in starts by a single pitcher.
- Pitched seven or more innings while allowing two or fewer earned runs in four consecutive starts July 14-Aug. 5 ... it was the longest such streak since Ubaldo Jiménez pitched a franchise-record seven such games in succession, May 3-June 6, 2010.
- Optioned to Triple-A Albuquerque on June 29 and made two starts with the Isotopes, going 1-0 with a 3.38 ERA (10.2 IP, 4 ER), four walks and 13 strikeouts ... allowed four hits and one home run.

**2017: Made his first career Opening Day start, and his first career postseason start in the National League Wild Card Game at Arizona.**

- On the Opening Day roster for the first time after beginning 2016 on the disabled list (abdominal strain).
- Made three starts to begin the season, allowing six runs across 12.1 innings (4.38 ERA), before being placed on the disabled list on April 14 (broken bone, left foot).
- Went 5-1 with a 3.13 ERA (46.0 IP, 16 ER), 13 walks and 41 strikeouts at home, and 5-3 with a 4.06 ERA (64.1 IP, 29 ER), 17 walks and 71 strikeouts on the road.
- Allowed three or fewer earned runs in 13 consecutive starts to end the season, the second-longest single-season streak by a Rockies starter in franchise history (longest: Ubaldo Jiménez, 14 games, 2010) ... Gray went 7-3 with a 2.64 ERA (78.1 IP, 23 ER), 16 walks and 80 strikeouts over that span.
- Started the National League Wild Card game at Arizona ... allowed four runs on seven hits in 1.1 innings pitched, the shortest start of his career.

**2016: Spent his first full season in the Major Leagues, going 10-10 with a 4.61 ERA (168.0 IP, 86 ER) while setting a Rockies rookie single-season record with 185 strikeouts.**

- Earned his first career win on May 13 vs. New York-NL, after allowing two runs on five hits with eight strikeouts in seven innings pitched.
- Recorded 16 quality starts, the second-most on the Rockies in 2016 (Chad Bettis with 17), and the most ever in a single season for a Rockies rookie.
- Pitched his first career complete-game shutout Sept. 17 vs. San Diego, allowing four hits and no walks with a Rockies and Coors Field record 16 strikeouts ... struck out six batters in succession between the second and third innings to set a record for the most consecutive strikeouts for a Rockies pitcher ... he struck out four batters in the second inning, the fourth time in Rockies history that four opponents struck out in one inning.
- His strikeouts per nine innings rate of 9.91 led all Major League rookies, ranked sixth in the Majors overall, and was the highest single-season rate in Rockies history.
- Struck out 10 or more batters in six starts, the second-most double-digit strikeout games in a single season in Rockies history ... only Pedro Astacio had more games in a season (seven in 2000) ... became the first Rockies rookie with multiple games of 10 or more strikeouts in franchise history.
- Combined for 26 strikeouts between Sept. 17 vs. San Diego and Sept. 23 at Los Angeles-NL to set a new franchise record for strikeouts over two consecutive games.
- Began the season on the 15-day disabled list with an abdominal strain and was reinstated on April 22.

**2015: Made his Major League debut on Aug. 4 against Seattle, and received no decision after allowing three runs (two earned) through four innings pitched.**

- Earned no decisions in his first seven Major League starts, which according to the *Elias Sports Bureau*, tied a Major League record (Al Levine) for the most starts without a decision to begin a career.
- Allowed two or fewer earned runs in each of his first three starts (2.40 ERA, 15.0 IP, 4 ER) ... allowed 14 total runs across his next three outings, Aug. 21-Sept. 2, before allowing no runs at San Diego and two runs at Los Angeles-NL in two subsequent starts.

**2014: Spent his first full professional season at Double-A Tulsa, making 24 starts for the Drillers.**

- Went 6-3 with a 3.39 ERA (69.0 IP, 26 ER), 18 walks and 61 strikeouts in 13 starts prior to the All-Star break, en route to being named a Mid-Season Texas League All-Star.
- Following the season, was named the Rockies' #1 prospect and baseball's 11th-best prospect by MLB.com, and ranked the Rockies' #2 prospect by *Baseball America*.

**2013: Pitched for Rookie Level Grand Junction and High-A Modesto, after being selected third overall by the Rockies in the 2013 First-Year Player Draft.**

- In his first week in High-A, was named Cal League Pitcher of the Week ... he was again named Cal League Pitcher of the Week for the week of Aug. 26.
- Following the season, *Baseball America* ranked him as the top prospect in the Rockies farm system and the pitcher with the best fastball ... MLB.com named him the 14th-best prospect in baseball.

**(GRAY, continued)**

**PERSONAL:** Jonathan Charles Gray ... married to Jacklyn Kay Gray, the couple resides in Denver in the offseason ... are members of Life City Church.

- Jon and Jacklyn have rescued three Yorkies ... they volunteer at Planet Pet and periodically foster animals.
- Son of Jack ... has a brother, Jack, and a sister, Brooke ... is part Cherokee and can speak some Cherokee.
- A heavy metal music enthusiast and enjoys golf.

**HIGH SCHOOL/COLLEGE:** Graduated from Chandler High School in Chandler, Okla.

- Attended University of Oklahoma, after spending one year at Eastern Oklahoma State College.
- Nicknamed "Gray Wolf" after getting a tattoo of a wolf paw print on his left arm in college.
- Selected by the Kansas City Royals in the 13th round of the 2010 First-Year Player Draft and in the 10th round in 2011 by the New York Yankees, but did not sign either time.



@MRGRAYWOLF



@MRGRAYWOLF

GRAY

2020	HIGHS AND LOWS	CAREER
7.0, Aug. 16 vs. TEX.....	<b>Most IP</b> .....	9.0, Sept. 17, 2016 vs. SD
None.....	<b>Low-hit CG</b> .....	4, Sept. 17, 2016 vs. SD
8, Aug. 10 vs. ARI.....	<b>Runs</b> .....	9, May 19, 2016 at STL
8, Aug. 10 vs. ARI.....	<b>ER</b> .....	9, May 19, 2016 at STL
11, Aug. 10 vs. ARI.....	<b>Hits</b> .....	11, 2x, last: Aug. 10, 2020 vs. ARI
2, 2x, last: Sept. 1 vs. SF.....	<b>Hrs</b> .....	2, 16x, last: Sept. 1, 2020 vs SF
3, 2x, last: Aug. 26 at ARI.....	<b>Walks</b> .....	5, 3x, last: July 24, 2019 at WSH
7, Aug. 16 vs. TEX.....	<b>Strikeouts</b> .....	16, Sept. 17, 2016 vs. SD
None.....	<b>10+ Strikeout Games</b> .....	14, last: June 13, 2019 vs. SD
No consecutive wins.....	<b>Win Streak</b> .....	5, June 22-Sept. 1, 2018
2, Aug. 5-8.....	<b>Losing Streak</b> .....	3, 2x, last: March 31-April 11, 2019

**GRAY'S CAREER RECORD**

Year	Team	W	L	ERA	G	GS	CG	SHO	GF	SV	IP	H	R	ER	HR	HB	BB	IBB	SO	WP	BK
2013	Grand Junction	0	0	4.05	4	4	0	0	0	0	13.1	15	8	6	0	1	2	0	15	0	1
	Modesto	4	0	0.75	5	5	0	0	0	0	24.0	10	3	2	0	0	6	0	36	1	0
2014	Tulsa	10	5	3.91	24	24	0	0	0	0	124.1	107	58	54	10	4	41	0	113	5	0
2015	Albuquerque	6	6	4.33	21	20	1	0	0	0	114.1	129	61	55	9	4	41	2	110	9	1
	<b>COLORADO</b>	0	2	5.53	9	9	0	0	0	0	40.2	52	26	25	4	2	14	2	40	3	0
2016	Modesto #	0	1	2.08	2	2	0	0	0	0	8.2	8	5	2	0	0	3	0	11	1	1
	<b>COLORADO</b>	10	10	4.61	29	29	1	1	0	0	168.0	153	92	86	18	12	59	2	185	7	0
2017	Lancaster #	0	0	0.00	1	1	0	0	0	0	4.0	4	0	0	0	0	1	0	5	1	0
	Albuquerque #	0	0	1.93	2	2	0	0	0	0	9.1	10	6	2	2	0	5	0	13	0	0
	<b>COLORADO</b>	10	4	3.67	20	20	0	0	0	0	110.1	113	47	45	10	2	30	0	112	3	1
2018	Albuquerque	1	0	3.38	2	2	0	0	0	0	10.2	7	5	4	1	0	4	0	13	1	0
	<b>COLORADO</b>	12	9	5.12	31	31	0	0	0	0	172.1	180	102	98	27	6	52	1	183	6	2
2019	<b>COLORADO</b>	11	8	3.84	26	25	0	0	1	0	150.0	147	70	64	19	4	56	4	150	7	0
2020	<b>COLORADO</b>	2	4	6.69	8	8	0	0	0	0	39.0	45	31	29	6	2	11	0	22	2	1
	<b>Minor League Totals</b>	21	12	3.64	61	60	1	0	0	0	308.2	290	146	125	22	9	103	2	316	18	3
	<b>Major League Totals</b>	45	37	4.59	123	122	1	1	1	0	680.1	690	368	347	84	28	222	9	692	28	4

Year	Team	AVG	G	AB	R	H	2B	3B	HR	RBI	SAC	SF	HBP	BB	IBB	SO	SB	CS	GDP	OBP	SLG	
2015	<b>COLORADO</b>	.000	9	11	1	0	0	0	0	0	0	0	0	2	0	6	0	0	0	0	.154	.000
2016	<b>COLORADO</b>	.149	26	47	2	7	2	0	0	4	6	0	0	2	0	30	0	0	0	0	.184	.191
2017	<b>COLORADO</b>	.079	19	38	3	3	0	0	1	3	4	0	0	1	0	27	0	0	0	0	.103	.158
2018	<b>COLORADO</b>	.077	29	52	2	4	2	0	0	2	6	0	0	3	0	30	0	0	0	0	.127	.115
2019	<b>COLORADO</b>	.064	27	47	1	3	0	0	0	1	9	0	0	3	0	22	0	0	2	0	.120	.064
	<b>Major League Totals</b>	.087	110	195	9	17	4	0	1	10	25	0	0	11	0	115	0	0	2	0	.136	.123

**GRAY'S CAREER POSTSEASON RECORD**

Year	Series	Team	Opp	W	L	ERA	G	GS	CG	SHO	GF	SV	IP	H	R	ER	HR	HB	BB	IBB	SO	WP	BK
2017	NLWC	COL	ARI	0	1	27.00	1	1	0	0	0	0	1.1	7	4	4	1	0	0	0	2	0	0
	<b>Postseason Totals</b>			0	1	27.00	1	1	0	0	0	0	1.1	7	4	4	1	0	0	0	2	0	0

**GRAY'S CAREER FIELDING**

POS.	G	GS	INN	TC	PO	A	E	DP	PCT
P	123	122	680.1	114	52	58	4	2	.965

**(GRAY, continued)**

**GRAY'S CAREER TRANSACTIONS**

- 2010: Selected by Kansas City in the 13th round of the First-Year Player Draft, but did not sign.
- 2011: Selected by New York-AL in the 10th round of the First-Year Player Draft, but did not sign.
- 2013: Selected by Colorado in the first round (third overall) of the First-Year Player Draft (signed by Jesse Retzlaff).
- 2016: Placed on the 15-day disabled list (abdominal strain), April 3; sent to Minors for rehabilitation (Modesto), April 10; recalled from Minors rehab, April 22.
- 2017: Placed on 10-day disabled list (broken bone in left foot), April 14; sent to Minors for rehabilitation (Lancaster, Albuquerque), June 14; recalled from Minors rehab, June 30.
- 2019: Placed on the 60-day injured list (fractured left foot), Aug. 21; reinstated from the injured list, Nov. 4.
- 2019: Placed on the 10-day injured list (right shoulder inflammation), Sept. 4; reinstated from injured list, Sept. 28.

**10+ STRIKEOUT GAMES (14)**

Date	Opp.	Strikeouts
4/22/16	LAD	10
5/2/16	at SD	11
6/5/16	at SD	12
8/23/16	at MIL	10
9/17/16	SD	16
9/23/16	at LAD	10
6/30/17	at ARI	10
9/12/17	at ARI	10
4/25/18	SD	11
5/13/18	MIL	10
6/12/18	at PHI	10
6/22/18	MIA	12
3/31/19	at MIA	10
6/13/19	SD	10

**COMPLETE GAMES (1)**

Date	Opp.	Runs Allowed
9/17/16	SD	0

**HOME RUNS (1)**

Date	Opp.	Pitcher
7/5/17	CIN	Scott Feldman

GRAY

**CONSECUTIVE QUALITY STARTS, SINGLE SEASON**

Player	Consecutive QS	Date
Ubaldo Jiménez	14	April 5-June 17, 2010
<b>Germán Márquez</b>	<b>12</b>	<b>July 29-Sept. 26, 2018</b>
Ubaldo Jiménez	12	July 10-Sept. 7, 2009
Kyle Freeland	11	Aug. 6-Sept. 28, 2018

1

Ht: 5-11      Wt: 190      B/T: R/R  
**Opening Day Age:** 26  
**Born:** Oct. 10, 1994 in Reno, Nev.  
**Major League Service:** 2.030  
**Contract:** Through 2021  
**Obtained:** Selected in the third round of the 2016 First-Year Player Draft



# GARRETT HAMPSON

INFILDER/OUTFIELDER

HAMPSON

## CAREER HIGHLIGHTS

- In 2019, became the sixth Rockies rookie to record at least 10 stolen bases in a season, the first since Eric Young Jr. in 2010
- The first player in Rockies history to hit as many as nine of his first 10 career home runs on the road
- Made his Major League debut at Arizona on July 21, 2018 ... recorded his first hit, an RBI double
- In 2017, was named an MiLB.com Organization All-Star, a High-A California League Post-Season All-Star and a California League Mid-Season All-Star
- In 2016, was named a Mid-Season and Post-Season All-Star in the Short-Season Northwest League, and was named a *Baseball America* Short-Season All-Star

### MAJOR LEAGUE DEBUT

7/21/18 at ARI

### FIRST ML HIT

7/21/18 at ARI (double, Zack Godley)

### FIRST ML HOME RUN

4/16/19 at SD (Adam Warren)

### 2020: Made 53 appearances, including 43 starts, in the 60-game season.

- Made 22 starts at second base, 14 in center field, five in left field and two at shortstop.
- Hit safely in 28 of his starts, batting .242 (39-for-161).
- Led the NL and ranked second in the Majors with seven bunt singles (first: Cedric Mullins, nine).
- Stole a career-high-tying two stolen bases Sept. 24 at San Francisco (third time, last: Sept. 25, 2019 at San Francisco).
- Recorded a career-high four hits on Aug. 12 vs. Arizona.
- Hit three home runs across a two-game series Sept. 1-2 vs. San Francisco ... the game on Sept. 1 was his second career multi-home run game (also: Sept. 24, 2019 at San Francisco).
- Hit a double and a triple in the eighth inning on Aug. 11 vs. Arizona, making him the first player in franchise history to double and triple within a single inning.

### 2019: Made his first career Opening Day roster, playing in 105 games across three stints in his second Major League season.

- Made the Opening Day roster before being optioned on May 12 ... recalled on June 2 and optioned again on June 7 ... recalled the last time on June 23 and spent the remainder of the season on the active roster.
- Batted .318 (28-for-88) with two doubles, one triple, five home runs, eight RBI and nine stolen bases in 24 games in September ... his nine stolen bases ranked tied for first in the NL in the month ... became the fourth player in franchise history to bat at least .300 with at least five home runs and nine stolen bases in a single month, joining Dante Bichette (June, 1994), Matt Holliday (August, 2008) and Larry Walker (September, 1994).
- Hit four home runs over six games on the final road trip of the season Sept. 20-26, including his first career multi-home run game on Sept. 24 at San Francisco.
- Batted .343 (24-for-70) with five home runs and seven stolen bases over his final 16 games, including recording a career-high three hits four times over that span.
- First career home run on April 16 at San Diego, a solo home run off Adam Warren.
- Hit a walk-off RBI single on Aug. 18 vs. Miami for his first career walk-off RBI.
- Made 40 starts at second base, 20 starts in center field, 10 starts at shortstop and two in left field.

### 2018: Had his contract purchased from Triple-A Albuquerque on July 21 and made his Major League debut at Arizona, starting at second base that night ... first hit was an RBI double in the fifth inning.

- Appeared in 24 games across three stints with the Rockies in his first Major League season ... started five games at shortstop and five games at second base ... hit safely in eight of his 10 starts, batting .313 (10-for-32) with a .421 on-base percentage.



**(HAMPSON, continued)**

- Made his postseason debut in the NLDS, appearing as a pinch-runner in Game 1 of the NLDS ... grounded out in a pinch-hit at-bat in Game 3.
- Began the season with Double-A Hartford before being promoted to Albuquerque on May 17 ... in 110 games between the two stops, batted .311 (138-for-444) with 25 doubles, six triples, 10 home runs, 40 RBI, 51 walks and 36 stolen bases.

**2017: Spent the entire season with High-A Lancaster, where he was named a California League Mid-Season and Post-Season All-Star.**

- Finished first in the California League in runs (113) and triples (12), tied for first in multi-hit games (55), second in batting average (.326) and stolen bases (51), and third in on-base percentage (.387).
- Started 71 games at second base and 55 games at shortstop.
- Batted .321 (9-for-28) in seven postseason games, with five walks and two strikeouts.
- Named California League Player of the Week on Aug. 13, after going 11-for-25 (.440) with one home run, one triple, two doubles and five steals over six games.

**2016: In his first professional season, was named a Northwest League Mid-Season and Post-Season All-Star.**

- Led the Northwest League in walks, triples and stolen bases, placed third in on-base percentage and fifth in total bases ... his 36 stolen bases tied the Hawks franchise record.
- Named a *Baseball America* Short-Season All-Star after the season.
- Went 3-for-4 with a triple in his first professional game, June 20 vs. Salem-Keizer.

**PERSONAL:** Garrett Reese Hampson ... son of Chris and Marjie ... has an older brother, Colton ... married to Gigi, they reside in Reno, Nev., during the offseason.

- His hobbies include golfing, hunting and playing video games.
- As a kid, he used to hunt and fish with his dad and brother.

**HIGH SCHOOL/COLLEGE:** Graduated from Reno High School, where he was originally selected by Washington in the 26th round of the 2013 First-Year Player Draft, but did not sign.

- Attended Long Beach State, where he majored in consumer affairs.
- Played for the USA Collegiate National Team in 2015.



2020	HIGHS AND LOWS	CAREER
4, Aug. 12 vs. ARI.....	<b>Hits</b> .....	4, Aug. 12, 2020 vs. ARI
2, Sept. 1 vs. SF.....	<b>Home Runs</b> .....	2, 2x, last: Sept. 1, 2020 vs. SF
2, 2x, last: Sept. 1 vs. SF.....	<b>RBI</b> .....	2, 7x, last: Sept. 1, 2020 vs. SF
7, Aug. 9-16.....	<b>Hit Streak</b> .....	9, Sept. 18-28
2, 4x, last: Sept. 2 vs. SF.....	<b>Runs</b> .....	3, 3x, last: Sept. 24, 2019 at SF
1, 4x, last: Sept. 26 at ARI.....	<b>Doubles</b> .....	1, 16x, last: Sept. 26, 2020 at ARI
1, 3x, last: Sept. 6 at LAD.....	<b>Triples</b> .....	1, 8x, last: Sept. 6 at LAD
8, Sept. 1 vs. SF.....	<b>Total Bases</b> .....	9, Sept. 24, 2019 at SF
2, 2x, last: Aug. 17 at HOU.....	<b>Walks</b> .....	2, 4x, last: Aug. 17 at HOU
3, 3x, last: Sept. 26 at ARI.....	<b>Strikeouts</b> .....	3, 7x, last: Sept. 26 at ARI
2, Sept. 24 at SF.....	<b>Stolen Bases</b> .....	2, 4x, last: Sept. 24, 2020 at SF

**HAMPSON'S CAREER RECORD**

Year	Team	AVG	G	AB	R	H	2B	3B	HR	RBI	SAC	SF	HBP	BB	IBB	SO	SB	CS	GIDP	OBP	SLG
2016	Boise	.301	68	256	43	77	14	8	2	44	0	7	1	48	1	56	36	4	1	.404	.441
2017	Lancaster	.326	127	533	113	174	24	12	8	70	4	8	2	56	1	77	51	14	2	.387	.462
2018	Hartford	.304	38	148	28	45	8	2	4	15	3	0	0	21	0	17	19	1	1	.391	.466
	Albuquerque	.314	72	296	53	93	17	4	6	25	3	2	1	30	0	58	17	4	4	.377	.459
	<b>COLORADO</b>	<b>.275</b>	<b>24</b>	<b>40</b>	<b>3</b>	<b>11</b>	<b>3</b>	<b>1</b>	<b>0</b>	<b>4</b>	<b>0</b>	<b>0</b>	<b>1</b>	<b>7</b>	<b>0</b>	<b>12</b>	<b>2</b>	<b>0</b>	<b>0</b>	<b>.396</b>	<b>.400</b>
2019	<b>COLORADO</b>	<b>.247</b>	<b>105</b>	<b>299</b>	<b>40</b>	<b>74</b>	<b>9</b>	<b>4</b>	<b>8</b>	<b>27</b>	<b>2</b>	<b>2</b>	<b>0</b>	<b>24</b>	<b>1</b>	<b>88</b>	<b>15</b>	<b>3</b>	<b>2</b>	<b>.302</b>	<b>.385</b>
	Albuquerque	.266	23	109	15	29	9	1	2	9	1	0	2	5	0	25	7	2	4	.310	.422
2019	<b>COLORADO</b>	<b>.234</b>	<b>53</b>	<b>167</b>	<b>25</b>	<b>39</b>	<b>4</b>	<b>3</b>	<b>5</b>	<b>11</b>	<b>3</b>	<b>1</b>	<b>0</b>	<b>13</b>	<b>0</b>	<b>60</b>	<b>6</b>	<b>1</b>	<b>1</b>	<b>.287</b>	<b>.383</b>
	<b>Minor League Totals</b>	<b>.311</b>	<b>331</b>	<b>1342</b>	<b>252</b>	<b>418</b>	<b>72</b>	<b>27</b>	<b>22</b>	<b>163</b>	<b>11</b>	<b>17</b>	<b>6</b>	<b>160</b>	<b>2</b>	<b>233</b>	<b>130</b>	<b>25</b>	<b>12</b>	<b>.383</b>	<b>.455</b>
	<b>Major League Totals</b>	<b>.245</b>	<b>182</b>	<b>506</b>	<b>68</b>	<b>124</b>	<b>16</b>	<b>8</b>	<b>13</b>	<b>42</b>	<b>5</b>	<b>2</b>	<b>1</b>	<b>44</b>	<b>1</b>	<b>160</b>	<b>23</b>	<b>4</b>	<b>3</b>	<b>.305</b>	<b>.385</b>

**(HAMPSON, continued)****HAMPSON'S CAREER POSTSEASON RECORD**

Year	Series	Team	Opp.	AVG	G	AB	R	H	2B	3B	HR	RBI	SAC	SF	HBP	BB	IBB	SO	SB	CS	GIDP	OBP	SLG
2018	NLDS	COL	MIL	.000	2	1	1	0	0	0	0	0	0	0	0	0	0	0	0	0	0	.000	.000
<b>Postseason Totals</b>				<b>.000</b>	<b>2</b>	<b>1</b>	<b>1</b>	<b>0</b>	<b>0</b>	<b>0</b>	<b>0</b>	<b>0</b>	<b>0</b>	<b>0</b>	<b>0</b>	<b>0</b>	<b>0</b>	<b>0</b>	<b>0</b>	<b>0</b>	<b>0</b>	<b>.000</b>	<b>.000</b>

**HAMPSON'S CAREER FIELDING**

Pos.	G	GS	INN	TC	PO	A	E	DP	PCT
2B	83	67	595.2	327	128	190	9	52	.972
CF	52	34	311.2	81	79	1	1	1	.988
SS	29	17	172.2	70	21	47	2	6	.971
LF	9	7	63.0	13	13	0	0	0	1.000

**HAMPSON'S CAREER TRANSACTIONS**

- 2013: Selected by Washington in the 26th round of the First-Year Player Draft, but did not sign.
- 2016: Selected by Colorado in the third round of the First-Year Player Draft (signed by Matt Hattabaugh).

**MULTI-HOME RUN GAMES (2)**

No.	Date	Opp.	Pitcher(s)
2	9/24/19	at SF	M. Bumgarner / J. Gustave
2	9/1/20	SF	K. Gausman

**WALK-OFF RBI (1)**

Date	Opp.	Pitcher	Play
8/18/19	MIA	Brigham	RBI single

67

Ht: 5-9 Wt: 195 B/T: L/L  
 Opening Day Age: 23  
 Born: Aug. 10, 1997 in Flower Mound, Texas  
 Major League Service: 0.000  
 Contract: Through 2020  
 Obtained: Acquired from Cincinnati, along with RHP Robert Stephenson, in exchange for RHP Jeff Hoffman, Nov. 25, 2020



# JAMESON HANNAH

OUTFIELDER / NON-ROSTER INVITEE

## CAREER HIGHLIGHTS

- Attending his first Major League Spring Training in 2021
- Named a Mid-Season All-Star in 2019 with Low-A Stockton
- Originally drafted by Oakland in the second round of the 2018 First-Year Player Draft ... traded to Cincinnati on July 31, 2019, then traded to Colorado on Nov. 25, 2020

**2020: Did not play due to the COVID-19 pandemic ... was acquired by Colorado from Cincinnati, along with RHP Robert Stephenson, in exchange for RHP Jeff Hoffman on Nov. 25.**

- Participated in the Instructional League in Arizona during the offseason.

**2019: Ranked by MLB.com and Baseball America as Cincinnati's 10th-best prospect.**

- Named a California League All-Star after batting .283 (106-for-375) with 48 runs, 25 doubles, three triples, two home runs, 31 RBI, 29 walks, 88 strikeouts and six stolen bases for Low-A Stockton ... following the trade, played 18 games for Low-A Daytona, where he batted .224 (15-for-67) with six runs, three doubles, one triple, six RBI, nine walks, 16 strikeouts and two stolen bases.
- Acquired by Cincinnati from Oakland on July 31 in exchange for RHP Tanner Roark.

**2018: Selected by Oakland out of Dallas Baptist University in the second round of the 2018 First-Year Player Draft.**

- Made his professional debut with Short-Season Vermont, where he batted .279 (24-for-86) with 14 runs, four doubles, one triple, one home run, 10 RBI, nine walks, 24 strikeouts and six stolen bases.

**HIGH SCHOOL/COLLEGE:** Graduated from Flower Mound High School, where he helped lead the team to the Class 5A state title in 2014.

- Attended Dallas Baptist University, where he was a First Team All-Missouri Valley Conference selection in 2017 ... also earned MVC All-Defensive Team honors.



@JAMESONHANNAH19



@JAMESON\_H19

## HANNAH'S CAREER RECORD

Year	Team	AVG	G	AB	R	H	2B	3B	HR	RBI	SAC	SF	HBP	BB	IBB	SO	SB	CS	GIDP	OBP	SLG
2018	Vermont	.279	23	86	14	24	4	1	10	0	0	0	9	0	24	6	0	0	.347	.384	
2019	Stockton	.283	92	375	48	106	25	3	2	31	0	3	6	29	1	88	6	7	3	.341	.381
	Daytona	.224	18	67	6	15	3	1	0	6	1	0	1	9	0	16	2	1	1	.325	.299
2020	Did not pitch	-	-	-	-	-	-	-	-	-	-	-	-	-	-	-	-	-	-	-	-
<b>Minor League Totals</b>		<b>.275</b>	<b>133</b>	<b>528</b>	<b>68</b>	<b>145</b>	<b>32</b>	<b>5</b>	<b>3</b>	<b>47</b>	<b>1</b>	<b>3</b>	<b>7</b>	<b>47</b>	<b>1</b>	<b>128</b>	<b>14</b>	<b>8</b>	<b>4</b>	<b>.340</b>	<b>.371</b>

## HANNAH'S CAREER TRANSACTIONS

- 2014: Selected by Oakland in the second round of the First-Year Player Draft.
- 2019: Acquired by Cincinnati from Oakland in exchange for RHP Tanner Roark, July 31.
- 2020: Acquired by Colorado from Cincinnati, along with RHP Robbert Stephenson, in exchange for RHP Jeff Hoffman, Nov. 25.

# 30

Ht: 6-2      Wt: 244      B/T: R/R  
**Opening Day Age:** 29  
**Born:** Jan. 9, 1992 in Audobon, Pa.  
**Major League Service:** 1.049  
**Contract:** Through 2021  
**Obtained:** Signed as a Minor League free agent, Dec. 12, 2020



## JOE HARVEY

RIGHT-HANDED PITCHER / NON-ROSTER INVITEE

HARVEY

### CAREER HIGHLIGHTS

- Pitched four games for the Rockies in 2020, before being placed on the injured list Aug. 21 with a sprained right elbow and missing the rest of the season
- Made his Major League debut with the New York Yankees on April 10, 2019, pitching two scoreless innings with three strikeouts
- Acquired by Colorado from New York-AL in exchange for Minor League left-handed pitcher Alfredo Garcia, July 31, 2019

#### MAJOR LEAGUE DEBUT

4/10/19 with NYY at HOU

#### FIRST ML WIN

5/7/19 with NYY vs. SEA

**2020:** Pitched in four games before being placed on the 10-day injured list on Aug. 21 with a sprained right elbow and missed the remainder of the season.

- Was transferred to the 60-day injured list on Aug. 24 ... reinstated Oct. 29.
- Allowed no runs over 3.1 innings of work across his four outings.

**2019:** Made his Major League debut with New York-AL on April 10 at Houston, prior to being acquired by the Rockies on July 31 in exchange for Minor League left-handed pitcher Alfredo Garcia.

- Pitched a season-high two scoreless innings with three strikeouts in his debut.
- Made nine appearances with the Yankees across three stints, posting a 4.50 ERA (10.0 IP, 5 ER).
- Had two stints on the Rockies' active roster ... recalled the first time Aug. 26 but did not pitch ... recalled for the second and final time on Sept. 6.
- Made nine appearances for the Rockies in September; six of them scoreless, posting a 5.63 ERA (8.0 IP, 5 ER) ... scoreless in each of his first three outings with the Rockies.
- Appeared in 31 Minor League games between Triple-A Albuquerque and Triple-A Scranton/Wilkes-Barre, going 0-2 with a 4.93 ERA (34.2 IP, 19 ER), 20 walks and 48 strikeouts.

**2018:** Combined to make 43 relief appearances between Double-A Trenton and Triple-A Scranton/Wilkes-Barre, going 3-2 with 11 saves and a 1.67 ERA (59.1 IP, 11 ER).

- His 11 saves were tied for the second-most among Yankees Minor League pitchers in 2018.
- Set career highs in appearances, innings pitched, saves and strikeouts.
- Following the season, pitched for Toros of the Dominican Winter League, holding opponents to just one hit in 3.2 scoreless innings over four appearances.
- Added to the Yankees' 40-man roster on Nov. 20.

**2017:** Went 1-0 with four saves and a 1.05 ERA (25.2 IP, 3 ER) in 18 relief appearances with High-A Tampa.

- Limited opponents to a .148 (13-for-88) batting average.

**2016:** Combined at the GCL Yankees West and East and Short-Season Staten Island to go 0-1 with a 0.84 ERA (21.1 IP, 2 ER) in 11 appearances (five starts).

- Made five starts in the GCL, posting an 0-1 record with a 0.71 ERA (12.2 IP, 1 ER).
- Transferred to Staten Island on Aug. 9 and appeared in six games, logging a 1.04 ERA (8.2 IP, 1 ER) ... recorded multiple strikeouts in all six appearances.

**(HARVEY, continued)**

**2015:** Spent the season with **Low-A Charleston**, going **1-1** with eight saves and a **4.24 ERA (17.0 IP, 8 ER)** in **15** relief appearances.

**2014:** In his professional debut, spent the majority of the season with **Short-Season Staten Island**, going **0-2** with one save and a **1.96 ERA (18.1 IP, 4 ER)** in **13** relief appearances.

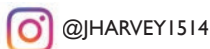
- Started the season with the GCL Yankees, pitching 2.1 scoreless innings across two games (one start) before being promoted on June 26.

**PERSONAL:** Joseph Robert Harvey ... son of Joe and Bari ... has three siblings: Emily, Evan and Jacob.

- Married to Danielle ... they reside in Phoenixville, Pa., during the offseason.
- Enjoys playing golf and cooking in his free time.
- Favorite player as a kid was Scott Rolen

**HIGH SCHOOL/COLLEGE:** Graduated in 2010 from Kennedy-Kendrick Catholic H.S (Pa.), where he lettered three seasons in baseball and also played football.

- Attended the University of Pittsburgh, where he played for three seasons (2012-14).
- In 15 starts as a junior at Pittsburgh, went 2-2 with a 2.90 ERA and led the Panthers with 56 strikeouts ... had a 34.1 innings streak without allowing a home run.



**2020**

**HIGHS AND LOWS**

**CAREER**

1.0, 3x, last: Aug. 15 vs. TEX	<b>Most IP</b> .....2.0, April 10, 2019 at HOU
None	<b>Low-hit CG</b> .....None
None	<b>Runs</b> .....3, April 25, 2019 at LAA
None	<b>ER</b> .....3, April 25, 2019 at LAA
2, Aug. 12 vs. ARI	<b>Hits</b> .....2, 4x, last: Aug. 12, 2020 vs. ARI
None	<b>HRs</b> .....1, 3x, last: Sept. 22, 2019 at LAD
None	<b>Walks</b> .....3, Sept. 27, 2019 vs. MIL
1, 2x, last: Aug. 15 vs. TEX	<b>Strikeouts</b> .....3, April 10, 2019 at HOU
None	<b>10+ Strikeout Games</b> .....None
None	<b>Win Streak</b> .....1, May 7, 2019 vs. MIL
None	<b>Losing Streak</b> .....None

**HARVEY'S CAREER RECORD**

Year	Team	W	L	ERA	G	GS	CG	SHO	GF	SV	IP	H	R	ER	HR	HB	BB	IBB	SO	WP	BK
2014	GCL Yankees	0	0	0.00	2	1	0	0	1	1	2.1	2	0	0	0	0	2	0	3	0	0
	Staten Island	0	2	1.96	13	0	0	0	7	1	18.1	16	6	4	1	1	3	0	16	0	0
	Charleston	1	1	4.24	15	0	0	0	12	8	17.0	20	9	8	0	0	8	1	21	1	1
2016	GCL Yankees East	0	1	0.84	4	4	0	0	0	0	10.2	6	1	1	0	1	0	0	5	0	0
	GCL Yankees West	0	0	0.00	1	1	0	0	0	0	2.0	0	0	0	0	0	0	0	0	0	0
	Staten Island	0	0	1.04	6	0	0	0	0	0	8.2	11	1	1	0	2	4	0	14	2	0
2017	Tampa	1	0	1.05	18	0	0	0	13	4	25.2	13	3	3	2	2	8	0	29	1	0
	Trenton	0	0	1.80	5	0	0	0	4	3	5.0	1	1	1	1	0	4	0	7	1	0
2018	Scranton/WB	3	2	1.66	38	0	0	0	21	8	54.1	33	11	10	1	0	21	0	61	1	1
	Albuquerque	0	1	10.38	9	0	0	0	3	1	8.2	12	10	10	5	0	5	0	10	1	0
	<b>NEW YORK-AL</b>	1	0	4.50	9	0	0	0	4	0	10.0	11	6	5	1	1	7	0	11	0	0
2020	<b>COLORADO</b>	0	0	5.63	9	0	0	0	3	0	8.0	7	5	2	2	1	6	0	6	0	0
	<b>COLORADO</b>	0	0	0.00	4	0	0	0	1	0	3.1	3	0	0	0	1	0	0	2	0	0
<b>Minor League Totals</b>		<b>5</b>	<b>8</b>	<b>2.37</b>	<b>133</b>	<b>6</b>	<b>0</b>	<b>0</b>	<b>79</b>	<b>35</b>	<b>178.2</b>	<b>129</b>	<b>52</b>	<b>47</b>	<b>14</b>	<b>8</b>	<b>70</b>	<b>1</b>	<b>204</b>	<b>10</b>	<b>2</b>
<b>Major League Totals</b>		<b>1</b>	<b>0</b>	<b>4.22</b>	<b>22</b>	<b>0</b>	<b>0</b>	<b>0</b>	<b>8</b>	<b>0</b>	<b>21.1</b>	<b>21</b>	<b>11</b>	<b>10</b>	<b>3</b>	<b>3</b>	<b>13</b>	<b>0</b>	<b>19</b>	<b>0</b>	<b>0</b>

**HARVEY'S CAREER FIELDING**

Pos.	G	GS	INN	TC	PO	A	E	DP	PCT
P	22	0	21.1	1	0	1	0	0	1.000

**HARVEY'S CAREER TRANSACTIONS**

- 2014: Selected by New York-AL in the 19th round of the First-Year Player Draft.
- 2019: Acquired by Colorado via trade from New York-AL in exchange for Minor League left-handed pitcher Alfredo Garcia, July 31.
- 2020: Placed on the 10-day injured list (right elbow strain), Aug. 21 ... transferred to the 60-day injured list, Aug. 24 ... reinstated from the injured list, Oct. 20 ... signed by Colorado as a Minor League free agent, Dec. 11.



# 22

Ht: 6-5      Wt: 229      B/T: L/L  
**Opening Day Age:** 27  
**Born:** Feb. 21, 1994 in Mansfield, Texas  
**Major League Service:** 1.034  
**Contract:** Through 2021  
**Obtained:** Selected in the 15th round of the 2015 First-Year Player Draft



## SAM HILLIARD

OUTFIELDER

HILLIARD

### CAREER HIGHLIGHTS

- Hit a home run for his first Major League hit in his debut on Aug. 27, 2019 vs. Boston, the eighth player in franchise history to hit a home run in his debut and the ninth to hit one for his first hit
- Hit home runs in each of his first two Major League starts, joining Jason Bates (1995), Todd Helton (1997) and Trevor Story (2016) as the only players in franchise history to do so
- Hit two pinch-hit home runs in 2019, including a game-tying home run with two outs in the ninth inning off Josh Hader Sept. 28 vs. Milwaukee
- Selected to the All-Pacific Coast League Team in 2019
- Named to a Minor League All-Star team each season 2016-19

#### MAJOR LEAGUE DEBUT

8/27/19 vs. BOS

#### FIRST ML HIT

8/27/19 vs. BOS (home run, Josh Smith)

#### FIRST ML HOME RUN

8/27/19 vs. BOS (Josh Smith)

### 2020: Made his first career Opening Day roster and started in left field.

- Played in 36 games across two stints on the active roster, batting .210 (22-for-105) ... 10 of his 22 hits were for extra bases (two doubles, two triples, six home runs).
- Three of his six home runs in 2020 and five of his 13 career home runs have come at Dodger Stadium ... per the *Elias Sports Bureau*, he is the first visiting player to ever hit five or more home runs at Dodger Stadium as a rookie.
- Recorded a career-high-tying three RBI on Sept. 2 vs. San Francisco (second time, last: Sept. 22, 2019 at Los Angeles-NL).
- Had a career-high four hits Aug. 20 vs. Houston, including his first triple of 2020.

### 2019: Made his Major League debut on Aug. 27 and went on to appear in 27 games, batting .273 (21-for-77) with 13 runs, four doubles, two triples, seven home runs, 13 RBI and two stolen bases.

- Hit a home run for his first Major League hit on Aug. 27 vs. Boston, a two-run home run off Josh Smith ... became the eighth player in Rockies history to hit a home run in his debut and the ninth to hit a homer as his first Major League hit ... catcher Dom Nuñez also accomplished both feats on Aug. 13, 2019 vs. Arizona.
- Hit his second career home run on Aug. 29 vs. Pittsburgh in his second start ... became the fourth player in franchise history to homer in each of his first two starts, joining Jason Bates (1994), Todd Helton (1997) and Trevor Story (2016).
- Recorded his first career multi-home run game on Sept. 18 vs. New York-NL, the only player in MLB to hit two home runs off of Noah Syndergaard in the same game ... joined Trevor Story, Jeff Baker, Aaron Miles, Ben Petrick and Derrick Gibson as the only Rockies to record a multi-homer game within their first 20 Major League games.
- Hit two pinch-hit home runs, Sept. 20 at Los Angeles-NL off Dylan Floro and Sept. 28 vs. Milwaukee ... homer vs. Milwaukee a game-tying home run off Josh Hader with two outs in the bottom of the ninth inning ... the first Rockies player to go-ahead pinch-hit home run in the ninth inning or later since Wilin Rosario on April 8, 2015 at Milwaukee.
- Recorded a season and career-high three hits, including his sixth home run, Sept. 22 at Los Angeles-NL.
- Named to the All-Pacific Coast League Team after batting .262 with 29 doubles, seven triples, 35 home runs and 101 RBI with Triple-A Albuquerque ... his 109 runs scored and 71 extra-base hits were the most in Isotopes history, while his 35 home runs were tied for second.

### 2018: Named a Mid-Season All-Star in the Eastern League in his first season with Double-A Hartford.

- Appeared in 121 games, the second-most on the club ... batted .262 (114-for-435) with 22 doubles, three triples, nine home runs, 40 RBI and 23 stolen bases ... ranked sixth in the league in stolen bases.

**(HILLIARD, continued)**

- Appeared in 16 games with the Salt River Rafters in the Arizona Fall League, batted .328 with two doubles, two triples, two home runs, 14 RBI and two stolen bases ... was named to the AFL All-Prospect Team.
- Added to the Rockies' 40-man roster on Nov. 20.

**2017: Named a California League Mid-Season All-Star.**

- Ranked second in the California League in games played (133) and RBI (92), and third in stolen bases (37).
- One of five players in the Minor Leagues with at least 20 home runs and 30 stolen bases.
- Named the California League Player of the Week for May 1-7.

**2016: Named a Low-A South Atlantic League Mid-Season All-Star.**

- Tied for the league-lead in RBI (83) with teammate Brian Mundell, and finished in the top 10 in games played (127), runs (71), home runs (17), stolen bases (30), total bases (207) and slugging percentage (.449).

**2015: Spent his first professional season with Rookie Level Grand Junction.**

- Led the club in triples, RBI, slugging percentage and walks.

HILLIARD

**PERSONAL:** Samuel Beaman Hilliard ... has two older brothers, Blake and Max ... resides in Westworth Village, Texas, in the offseason.

- His father played football at the University of Texas, and his mother was Miss Texas 1984 and runner-up to Miss America.
- Sam and his family support the ALS Therapy Development Institute (ALS TDI), raising awareness and helping fund research through their twitter account: @TeamHilliardALS.

**HIGH SCHOOL/COLLEGE:** Attended Mansfield High School in Mansfield, Texas.

- Finished his collegiate career at Wichita State, after playing at Navarro College (Texas) in 2013 and Crowder College (Mo.) in 2014 ... studied business management.



@SAMHILLIARD25



@SEORSAMUELSON

**2020**

**HIGHS AND LOWS**

**CAREER**

4, Aug. 20 vs. HOU.....	<b>Hits</b> .....	4, Aug. 20, 2020 vs. HOU
1, 6x, last: Sept. 4 at LAD.....	<b>Home Runs</b> .....	2, Sept. 18, 2019 vs. NYM
3, Sept. 2 vs. SF.....	<b>RBI</b> .....	3, 2x, last: Sept. 2, 2020 vs. SF
2, 6x, last: Sept. 8-21.....	<b>Hit Streak</b> .....	5, 2x, last: Sept. 25-29, 2019
2, Aug. 26 at ARI.....	<b>Runs</b> .....	3, Sept. 27, 2019 vs. MIL
1, 2x, last: Sept. 21 at SF.....	<b>Doubles</b> .....	2, Sept. 27, 2019 vs. MIL
1, 2x, last: Sept. 27 at ARI.....	<b>Triples</b> .....	1, 4x, last: Sept. 27, 2020 at ARI
6, 3x, last: Aug. 20 vs. HOU.....	<b>Total Bases</b> .....	8, Sept. 18, 2019 vs. NYM
2, July 26 at TEX.....	<b>Walks</b> .....	2, 3x, last: July 26, 2020 at TEX
4, 2x, last: Sept. 5 at LAD.....	<b>Strikeouts</b> .....	4, 2x, last: Sept. 5, 2020 at LAD
1, 3x, last: Aug. 26 at ARI.....	<b>Stolen Bases</b> .....	2, Sept. 29, 2019 vs. MIL

**HILLIARD'S CAREER RECORD**

Year	Team	AVG	G	AB	R	H	2B	3B	HR	RBI	SAC	SF	HBP	BB	IBB	SO	SB	CS	GDP	OBP	SLG
2015	Grand Junction	.306	60	222	45	68	13	8	7	42	0	4	0	36	0	55	12	4	4	.397	.532
2016	Asheville	.267	127	461	71	123	23	5	17	83	4	3	3	56	3	150	30	12	6	.348	.449
2017	Lancaster	.300	133	536	95	161	23	7	21	92	5	4	2	50	2	154	37	17	2	.360	.487
2018	Hartford	.262	121	435	58	114	22	3	9	40	4	2	2	41	2	151	23	14	4	.327	.389
2019	Albuquerque	.262	126	500	109	131	29	7	35	101	0	3	2	54	1	164	22	5	7	.335	.558
	<b>COLORADO</b>	<b>.273</b>	<b>27</b>	<b>77</b>	<b>13</b>	<b>21</b>	<b>4</b>	<b>2</b>	<b>7</b>	<b>13</b>	<b>0</b>	<b>0</b>	<b>1</b>	<b>9</b>	<b>0</b>	<b>23</b>	<b>2</b>	<b>0</b>	<b>1</b>	<b>.356</b>	<b>.649</b>
2020	<b>COLORADO</b>	<b>.210</b>	<b>36</b>	<b>105</b>	<b>13</b>	<b>22</b>	<b>2</b>	<b>2</b>	<b>6</b>	<b>10</b>	<b>0</b>	<b>0</b>	<b>0</b>	<b>9</b>	<b>0</b>	<b>42</b>	<b>3</b>	<b>0</b>	<b>0</b>	<b>.272</b>	<b>.438</b>
	<b>Minor League Totals</b>	<b>.277</b>	<b>567</b>	<b>2154</b>	<b>378</b>	<b>597</b>	<b>110</b>	<b>30</b>	<b>89</b>	<b>358</b>	<b>13</b>	<b>16</b>	<b>9</b>	<b>237</b>	<b>8</b>	<b>674</b>	<b>124</b>	<b>52</b>	<b>23</b>	<b>.349</b>	<b>.480</b>
	<b>Major League Totals</b>	<b>.236</b>	<b>63</b>	<b>182</b>	<b>26</b>	<b>43</b>	<b>6</b>	<b>4</b>	<b>13</b>	<b>23</b>	<b>0</b>	<b>0</b>	<b>1</b>	<b>18</b>	<b>0</b>	<b>65</b>	<b>5</b>	<b>0</b>	<b>1</b>	<b>.308</b>	<b>.527</b>

**(HILLIARD, continued)**

**HILLIARD'S CAREER FIELDING**

Pos.	G	GS	INN	TC	PO	A	E	DP	PCT
CF	27	19	188.2	59	57	1	1	1	.983
RF	19	9	96.0	27	25	1	1	0	.963
LF	19	17	144.2	42	42	0	0	0	1.000

**HILLIARD'S CAREER TRANSACTIONS**

- 2014: Selected by Minnesota in the 31st round of the First-Year Player Draft, but did not sign.
- 2015: Selected by Colorado in the 15th round of the First-Year Player Draft (signed by Brett Baldwin).

**MULTI-HOME RUN GAMES (1)**

No.	Date	Opp.	Pitcher(s)
2	9/18/19	NYM	N. Syndergaard

**PINCH-HIT HOME RUNS (2)**

Date	Opp.	Inning	Pitcher
9/20/19	at LAD	8	D. Floro
9/28/19	MIL	9	J. Hader

84

Ht: 6-6      Wt: 232      B/T: R/R  
**Opening Day Age:** 28  
**Born:** Aug. 23, 1992 in Loganville, Ga.  
**Major League Service:** 0.000  
**Contract:** Through 2021  
**Obtained:** Selected in the 25th round of the 2016 First-Year Player Draft



## HEATH HOLDER

RIGHT-HANDED PITCHER / NON-ROSTER INVITEE

### CAREER HIGHLIGHTS

- First Major League Spring Training in 2021
- Named a Eastern League Mid-Season All-Star with Double-A Hartford in 2019
- Was also named a California League Mid-Season All-Star in 2018 with High-A Lancaster

HOLDER

**2020:** Did not pitch due to the COVID-19 pandemic

**2019:** Named an Eastern League Mid-Season All-Star after going 4-2 with a 2.08 ERA (52.0, 12 ER) prior to the All-Star break.

- Went 3-3 with a 4.40 ERA (45.0 IP, 22 ER) over a career-high 10 starts, 5-1 with a 0.96 ERA (47.0 IP, 5 ER) in 19 relief appearances.

**2018:** Named a California League Mid-Season All-Star, his first career All-Star nod.

- Tied for third in the California League in wins and tied for 11th with 117 strikeouts, the most by a reliever.

**2017:** Split time between Low-A Asheville and High-A Lancaster, going a combined 0-1 with a 3.95 ERA (70.2 IP, 31 ER).

- Scored upon eight times across 27 appearances with Asheville, recording an ERA of 2.00 (45.0 IP, 10 ER).

**2016:** Made 22 relief appearances for Rookie Level Grand Junction in his first professional season.

- His 2.83 ERA and 1.14 WHIP were the lowest among all Grand Junction regulars.

**HIGH SCHOOL/COLLEGE:** Attended University of Georgia.

- Led the Southeastern Conference with a .174 opponent batting average his senior season in 2016.
- Originally drafted by Colorado in the 50th round of the 2011 First-Year Player Draft out of Loganville High School, but did not sign.

### HOLDER'S CAREER RECORD

Year	Team	W	L	ERA	G	GS	CG	SHO	GF	SV	IP	H	R	ER	HR	HB	BB	IBB	SO	WP	BK
2016	Grand Junction	2	0	2.83	22	0	0	0	2	0	35.0	28	13	11	3	5	12	0	46	2	0
2017	Lancaster	0	0	7.36	19	0	0	0	4	0	25.2	31	25	21	2	1	16	0	25	8	0
	Asheville	0	1	2.00	27	0	0	0	6	1	45.0	32	10	10	3	6	11	0	46	4	0
2018	Lancaster	9	1	3.42	45	3	0	0	4	0	84.1	60	37	32	6	4	30	0	117	6	0
	Hartford	0	1	13.50	1	0	0	0	0	0	1.1	3	2	2	1	0	0	0	0	0	0
2019	Hartford	8	4	2.64	29	10	0	0	6	2	92.0	69	32	27	7	5	25	0	99	6	3
	Albuquerque	0	1	5.00	2	0	0	0	1	0	9.0	13	5	5	2	0	3	0	6	0	0
2020	Did not pitch	-	-	-	-	-	-	-	-	-	-	-	-	-	-	-	-	-	-	-	-
<b>Minor League Totals</b>		<b>19</b>	<b>8</b>	<b>3.32</b>	<b>145</b>	<b>13</b>	<b>0</b>	<b>0</b>	<b>23</b>	<b>3</b>	<b>292.1</b>	<b>236</b>	<b>124</b>	<b>108</b>	<b>24</b>	<b>21</b>	<b>97</b>	<b>0</b>	<b>339</b>	<b>26</b>	<b>3</b>

### HOLDER'S CAREER TRANSACTIONS

- 2016: Selected by Colorado in the 25th round of the First-Year Player Draft.

# 18

**Ht:** 6-0      **Wt:** 209      **B/T:** R/R  
**Opening Day Age:** 28  
**Born:** Aug. 16, 1992 in San Diego, Calif.  
**Major League Service:** 0.017  
**Contract:** Through 2021  
**Obtained:** Signed as a Minor League free agent,  
 Nov. 15, 2020



## CONNOR JOE

INFIELDER / NON-ROSTER INVITEE

JOE

### CAREER HIGHLIGHTS

- Made San Francisco's Opening Day roster in 2019, and made his Major League debut starting in left field on Opening Day, March 28 at San Diego
- Was a Dodgers Organizational All-Star as well as a Texas League Mid-Season All-Star in 2018
- In 2016, was a Pirates Organization All-Star, a Florida State League Mid-Season All-Star and a Arizona Fall League Rising Star

#### MAJOR LEAGUE DEBUT

3/28/19 with SF at SD

#### FIRST ML HIT

4/6/19 vs. TB (single, Ryan Yarbrough)

#### 2020: Did not play due to the COVID-19 pandemic.

- Attended Major League Spring Training with the Dodgers and announced on March 18 that he had testicular cancer ... underwent surgery and treatment before signing a Minor League contract with Colorado on Nov. 21 with an invite to Spring Training.

#### 2019: Made San Francisco's Opening Day roster and made his Major League debut in a start in left field on Opening Day, March 28 at San Diego.

- Acquired by San Francisco from Cincinnati in exchange for RHP Jordan Johnson on March 21.
- Went 0-for-1 with one walk in his debut ... collected his first career hit on April 6 vs. Tampa Bay, a single vs. Ryan Yarbrough.
- Designated for assignment on April 8 and was returned to Los Angeles-NL after clearing waivers.

#### 2018: Named an MiLB.com Dodgers Organization All-Star and Texas League Mid-Season All-Star.

- Combined to bat .299 (109-for-364) with 69 runs, 26 doubles, three triples, 17 home runs, 55 RBI, 60 walks, 88 strikeouts and three stolen bases across 57 games with Double-A Tulsa and Triple-A Oklahoma City.
- Batting average ranked fifth among all Dodgers Minor Leaguers.
- Acquired by Cincinnati from Los Angeles-NL in the first round of the Rule 5 Draft, Dec. 13.

#### 2017: Traded twice, to Atlanta on Aug. 5 in exchange for INF Sean Rodriguez, and then to Los Angeles-NL on Sept. 23 for cash considerations.

- Batted .240 (58-for-242) with 29 runs, 11 doubles, four triples, five home runs, 30 RBI, 34 walks and 40 strikeouts with Double-A Altoona.
- With Double-A Mississippi, batted .135 (7-for-52), with two runs, one double, four RBI, six walks and 18 strikeouts.

#### 2016: Named a Pirates Organization All-Star, a Florida State League Mid-Season All-Star and a Arizona Fall League Rising Star.

- Batted .277 (108-for-390) with 49 runs, 26 doubles, two triples, five home runs, 52 RBI, 45 walks, 84 strikeouts, and two stolen bases for High-A Bradenton.
- Played for Surprise in the Arizona Fall League, where he batted .204 (10-for-49) with 10 runs, one double, two home runs, eight RBI, 11 walks, 11 strikeouts and three stolen bases.

#### 2015: Made his professional debut for Low-A West Virginia, where he batted .245 (71-for-290) with 38 runs, 12 doubles, one triple, one home run, 20 RBI, 50 walks and 34 strikeouts.



**(JOE, continued)**

**PERSONAL:** Connor Kok-Wy Joe



@COJO\_18



@CONNOR\_JOE

**HIGH SCHOOL/COLLEGE:** Attended the University of San Diego

- Played first base for two seasons before transitioning to catcher.
- As a Junior, was named West Coast Conference Player of the Year after batting .367.

**2019/CAREER HIGHS AND LOWS**

<b>Hits</b> .....	1, April 6 vs. TB
<b>Home Runs</b> .....	None
<b>RBI</b> .....	None
<b>Hit Streak</b> .....	1, April 6 vs. TB
<b>Runs</b> .....	1, April 6 vs. TB
<b>Doubles</b> .....	None
<b>Triples</b> .....	None
<b>Total Bases</b> .....	1, April 6 vs. TB
<b>Walks</b> .....	1, March 28 at SD
<b>Strikeouts</b> .....	2, 2x, last: March 30 at SD
<b>Stolen Bases</b> .....	None

JOE

**JOE'S CAREER RECORD**

Year	Team	AVG	G	AB	R	H	2B	3B	HR	RBI	SAC	SF	HBP	BB	IBB	SO	SB	CS	GIDP	OBP	SLG
2015	West Virginia	.245	80	290	38	71	12	1	1	20	5	4	8	50	0	34	0	4	8	.366	.303
2016	Bradenton	.277	107	390	49	108	26	2	5	52	0	5	2	45	0	84	2	4	9	.351	.392
2017	West Virginia	.250	3	12	2	3	1	0	0	0	0	0	0	1	0	4	0	0	0	.308	.333
	Altoona	.240	74	242	29	58	11	4	5	30	1	2	3	34	3	40	2	4	5	.338	.380
	Mississippi	.135	20	52	2	7	1	0	0	4	1	1	1	6	0	18	0	1	0	.233	.154
2018	Tulsa	.304	57	204	35	62	16	1	11	30	0	0	5	38	0	57	1	2	6	.425	.554
	Oklahoma City	.294	49	160	34	47	10	2	6	25	1	2	3	22	0	31	2	0	4	.385	.494
2019	Oklahoma City	.300	105	360	82	108	26	1	15	68	0	4	10	1	0	81	1	2	10	.426	.503
	<b>SAN FRANCISCO</b>	<b>.067</b>	<b>8</b>	<b>15</b>	<b>1</b>	<b>1</b>	<b>0</b>	<b>0</b>	<b>0</b>	<b>0</b>	<b>0</b>	<b>0</b>	<b>0</b>	<b>1</b>	<b>0</b>	<b>5</b>	<b>0</b>	<b>0</b>	<b>1</b>	<b>.125</b>	<b>.067</b>
<b>Minor League Totals</b>		<b>.271</b>	<b>495</b>	<b>1710</b>	<b>271</b>	<b>464</b>	<b>103</b>	<b>11</b>	<b>43</b>	<b>229</b>	<b>8</b>	<b>18</b>	<b>32</b>	<b>268</b>	<b>3</b>	<b>349</b>	<b>8</b>	<b>17</b>	<b>42</b>	<b>.377</b>	<b>.420</b>
<b>Major League Totals</b>		<b>.067</b>	<b>8</b>	<b>15</b>	<b>1</b>	<b>1</b>	<b>0</b>	<b>0</b>	<b>0</b>	<b>0</b>	<b>0</b>	<b>0</b>	<b>0</b>	<b>1</b>	<b>0</b>	<b>5</b>	<b>0</b>	<b>0</b>	<b>1</b>	<b>.125</b>	<b>.067</b>

**JOE'S CAREER FIELDING**

POS.	G	GS	INN	TC	PO	A	E	DP	PCT
LF	5	2	33.0	8	7	1	0	1	1.000

**JOE'S CAREER TRANSACTIONS**

- 2014: Selected by Pittsburgh in the competitive balance round A of the First-Year Player Draft.
- 2017: Acquired by Atlanta from Pittsburgh in exchange for INF Sean Rodriguez, Aug. 5; acquired by Los Angeles-NL from Atlanta in exchange for cash considerations.
- 2018: Selected by Cincinnati in the first round of the Rule 5 Draft, Dec. 13.
- 2019: Acquired by San Francisco from Cincinnati in exchange for RHP Jordan Johnson, March 21; returned to Los Angeles-NL on April 13.
- 2020: Signed with Colorado as a Minor League free agent, Nov. 21.

# 40

Ht: 6-4      Wt: 222      B/T: R/R  
**Opening Day Age:** 30  
**Born:** Jan. 31, 1991 in Plantation, Fla.  
**Major League Service:** 2.014  
**Contract:** Through 2021  
**Obtained:** Claimed off waivers from Miami, Dec. 9, 2019



## TYLER KINLEY

RIGHT-HANDED PITCHER

KINLEY

### CAREER HIGHLIGHTS

- Has 89 total Major League relief appearances from 2018-20 with Minnesota, Miami and Colorado, and has been on the Opening Day roster for all three clubs
- Recorded a career-long, 9.2-inning scoreless streak April 2-20, 2019 with the Marlins
- Posted a 3.57 ERA (260.0 IP, 103 ER) in 216 career Minor League appearances

#### MAJOR LEAGUE DEBUT

4/7/18 with MIN vs. SEA

#### FIRST ML WIN

5/23/19 with MIA vs. DET

#### FIRST ML SAVE

9/29/19 with MIA at PHI

**2020: Made 24 appearances in his first season with Colorado, after being claimed off waivers from Miami on Dec. 9, 2019**

- Scored upon six times over 24 games ... made 17 appearances in which he allowed no runs or hits.
- Limited left-handed batters to a .111 batting average, tied for the third-lowest opponent batting average against left-handed hitters in the National League (tied for fifth in the Majors).
- Pitched a career-high-tying two innings on Sept. 12 vs. Los Angeles-AL (seventh time, last: Aug. 29, 2019 vs. Cincinnati).
- Began the season with seven scoreless/hitless appearances (6.1 innings), before allowing five runs while recording no outs on Aug. 12 vs. Arizona.

**2019: Made 52 relief appearances with Miami, going 3-1 with a 3.65 ERA (49.1 IP, 20 ER).**

- Made the Marlins' Opening Day roster, his second-straight Opening Day roster ... had five stints on the active roster.
- Earned his first career win on May 23 vs. Detroit ... recorded his first career save in his last appearances of the season, Sept. 29 at Philadelphia.
- Recalled for the third time on July 31 and went 2-1 with a 2.19 ERA (24.2 IP, 6 ER) while limiting opponents to a .165 batting average over his last 27 appearances of the season.
- Pitched more than one inning in 10 appearances, including a career-high two innings six times.
- Recorded a career-long, 9.2-inning scoreless streak across seven appearances, April 2-20.
- In 14 relief appearances with Triple-A New Orleans, went 0-1 with two saves and a 1.72 ERA (15.2 IP, 3 ER).

**2018: Split the season between the Minnesota and Miami organizations, combining to make 13 Major League appearances, including his Major League debut on April 7 with the Twins.**

- Made the Twins' Opening Day roster after being selected by Minnesota in the 2017 Rule 5 Draft from Miami.
- Made his Major League debut with the Twins on April 7 vs. Seattle, allowing one run on one hit with one walk and two strikeouts in one inning pitched.
- Made four relief appearances for Minnesota, allowing nine earned runs across 3.1 innings pitched (24.30 ERA) ... was designated for assignment on April 26 and returned to Miami on May 1.
- Assigned to Triple-A New Orleans upon returning to the Marlins organization ... made 40 appearances with the Baby Cakes, going 2-2 with a 2.93 ERA (40.0 IP, 13 ER) with three saves in three opportunities.
- Had his contract selected by Miami on Sept. 4 ... posted no record with a 7.04 ERA (7.2 IP, 6 ER) in nine relief appearances with the Marlins ... held opponents scoreless in seven of his nine appearances.

**2017: Combined to make 50 relief appearances between Double-A Jacksonville and High-A Jupiter, going 2-3 with 17 saves and a 3.54 ERA (53.1 IP, 21 ER).**

- Made 10 appearances with Jacksonville to begin the season, posting a 7.88 ERA (8.0 IP, 7 ER).
- Assigned to Jupiter on May 9 where he went 1-1 with a 1.98 ERA (27.1 IP, 6 ER) in 23 appearances with the Hammerheads ... tossed a career-long 10.1 consecutive scoreless innings across eight games from May 10-31.

**2016: Posted a 4.53 ERA (59.2 IP, 30 ER) with 29 walks, 63 strikeouts and six saves in 44 games between Jacksonville and New Orleans.**

**(KINLEY, continued)**

- Made 36 relief appearances with Jacksonville to begin the season, recording 51 strikeouts in 50 innings pitched.
- Appeared in eight games with New Orleans, allowing eight earned runs across 9.2 innings (7.45 ERA).

**2015: Spent a majority of the season with Jupiter, where he led the club and ranked tied for eighth in the Florida State League with 11 saves.**

- Missed time on the disabled list from June 23-Aug. 20 with a lat strain.
- Pitched in 10 games for Mesa in the Arizona Fall League, allowing six earned runs in 10.2 innings (5.06 ERA).

**2014: Went 3-1 with 10 saves and a 2.70 ERA (30.0 IP, 9 ER) in 28 appearances with Low-A Greensboro.**

**2013: Made seven total appearances between the GCL Marlins and Short-Season Batavia in his first professional season.**

**PERSONAL:** Tyler Kinley ... son of Rebecca Kinley ... has two siblings, Ryan and Caroline.

- Married to Brittanni ... together they have a son, Harrison.
- In his free time, enjoys doing anything outdoors - visiting parks, beaches, etc.
- His dad taught him how to play baseball.

**HIGH SCHOOL/COLLEGE:** Graduated from Nova High School in Davie, Fla.

- Attended Barry University in Miami Shores, Fla., from 2012-13 ... went 5-2 with a 5.67 ERA in 22 games (seven starts).
- Became the 13th player in school history to be drafted.
- Received a degree in exercise physiology.



@TYLERKINLEY30

**KINLEY**

**2020**

**HIGHS AND LOWS**

**CAREER**

2.0, Sept. 9 at SD..... **Most IP** ..... 2.0, 7x, last: Sept. 9, 2020 at SD  
 None..... **Low-hit CG** ..... None  
 5, Aug. 12 vs. ARI..... **Runs** ..... 5, 3x, last: Aug. 12, 2020 vs. ARI  
 5, Aug. 12 vs. ARI..... **ER** ..... 5, 3x, last: Aug. 12, 2020 vs. ARI  
 4, Aug. 12 vs. ARI..... **Hits** ..... 4, 4x, last: Aug. 12, 2020 vs. ARI  
 1, 2x, last: Sept. 12 vs. LAA..... **HRs** ..... 1, 9x, last: Sept. 12, 2020 vs. LAA  
 2, 3x, last: Aug. 17 at HOU..... **Walks** ..... 4, June 9, 2019 vs. ATL  
 4, Sept. 12 vs. LAA..... **Strikeouts** ..... 4, Sept. 12, 2020 vs. LAA  
 None..... **10+ Strikeout Games** ..... None  
 None..... **Win Streak** ..... 2, Aug. 23-29  
 2, Aug. 12-Sept. 12..... **Losing Streak** ..... 2, Aug. 12-Sept. 12, 2020

**KINLEY'S CAREER RECORD**

Year	Team	W	L	ERA	G	GS	CG	SHO	GF	SV	IP	H	R	ER	HR	HB	BB	IBB	SO	WP	BK
2013	GCL Marlins	0	1	4.50	6	2	0	0	2	0	12.0	15	8	6	0	0	7	0	5	0	1
	Batavia	0	0	22.50	1	0	0	0	0	0	2.0	6	5	5	0	0	1	0	1	0	0
2014	Greensboro	3	1	2.70	28	0	0	0	20	10	30.0	20	12	9	3	3	10	0	30	2	0
2015	GCL Marlins	1	0	0.00	2	1	0	0	0	0	3.0	2	0	0	0	0	0	0	3	0	0
	Jupiter	1	3	3.25	31	0	0	0	17	11	44.1	40	17	16	1	2	11	0	38	5	1
2016	Jacksonville	2	2	3.96	36	0	0	0	19	5	50.0	44	23	22	3	3	20	0	51	9	0
	New Orleans	0	2	7.45	8	0	0	0	3	1	9.2	13	14	8	1	1	9	1	12	4	0
2017	Jupiter	1	1	1.98	23	0	0	0	13	9	27.1	14	6	6	3	1	6	1	38	3	0
	Jacksonville	1	2	5.19	27	0	0	0	16	8	26.0	29	19	15	2	0	16	0	34	6	0
2018	New Orleans	2	2	2.93	40	0	0	0	31	8	40.0	32	18	13	2	0	22	2	56	4	1
	MINNESOTA	0	0	24.30	4	0	0	0	3	0	3.1	9	9	9	2	0	4	0	4	2	0
	MIAMI	0	0	7.04	9	0	0	0	1	0	7.2	6	6	6	0	1	4	2	9	1	0
2019	New Orleans	0	1	1.72	14	0	0	0	5	2	15.2	4	3	3	1	0	7	0	19	0	0
	MIAMI	3	1	3.65	52	0	0	0	13	1	49.1	43	20	20	5	1	36	2	46	3	0
	COLORADO	0	2	5.32	24	0	0	0	4	0	23.2	13	15	14	2	3	12	0	26	4	0
<b>Minor League Totals</b>		<b>11</b>	<b>15</b>	<b>3.57</b>	<b>216</b>	<b>3</b>	<b>0</b>	<b>0</b>	<b>126</b>	<b>54</b>	<b>260.0</b>	<b>219</b>	<b>125</b>	<b>103</b>	<b>16</b>	<b>10</b>	<b>109</b>	<b>4</b>	<b>287</b>	<b>33</b>	<b>3</b>
<b>Major League Totals</b>		<b>3</b>	<b>3</b>	<b>5.25</b>	<b>89</b>	<b>0</b>	<b>0</b>	<b>0</b>	<b>21</b>	<b>1</b>	<b>84.0</b>	<b>71</b>	<b>50</b>	<b>49</b>	<b>9</b>	<b>5</b>	<b>56</b>	<b>4</b>	<b>85</b>	<b>10</b>	<b>0</b>

Year	Team	AVG	G	AB	R	H	2B	3B	HR	RBI	SAC	SF	HBP	BB	IBB	SO	SB	CS	GDP	OBP	SLG	
2019	MIAMI	.000	52	1	0	0	0	0	0	0	0	0	0	0	0	1	0	0	0	0	.000	.000
<b>Major League Totals</b>		<b>.000</b>	<b>52</b>	<b>1</b>	<b>0</b>	<b>0</b>	<b>0</b>	<b>0</b>	<b>0</b>	<b>0</b>	<b>0</b>	<b>0</b>	<b>0</b>	<b>0</b>	<b>0</b>	<b>1</b>	<b>0</b>	<b>0</b>	<b>0</b>	<b>0</b>	<b>.000</b>	<b>.000</b>

**KINLEY'S CAREER FIELDING**

Pos.	G	GS	INN	TC	PO	A	E	DP	PCT
P	89	0	84.0	20	7	12	1	1	.950

**KINLEY'S CAREER TRANSACTIONS**

- 2013: Selected by Miami in the 16th round of the First-Year Player Draft (signed by Lazaro Llanes).
- 2017: Selected by Minnesota from Miami in the MLB phase of the Rule 5 Draft, Dec. 4.
- 2018: Return of Rule 5 selection to Miami from Minnesota, May 1.
- 2019: Claimed off waivers by Colorado, Dec. 9.

# 23

Ht: 6-2      Wt: 212      B/T: R/R  
**Opening Day Age:** 23  
**Born:** April 18, 1997 in San Dimas, Calif.  
**Major League Service:** 1.116  
**Contract:** Through 2021  
**Obtained:** Selected in the second round of the 2015 First-Year Player Draft



## PETER LAMBERT

RIGHT-HANDED PITCHER

### CAREER HIGHLIGHTS

- Missed the 2020 season after undergoing Tommy John surgery on July 21, 2020
- Made his Major League debut on June 6, 2019 at Chicago-NL at 22 years and 49 days old, the third-youngest starting pitcher at the time of their debut in franchise history
- Set a Rockies franchise record with nine strikeouts in his debut
- Won his first two starts, June 6 and June 11, the third pitcher in franchise history to win each of his first two Major League starts
- MiLB.com Eastern League Player of the Month in June 2018
- A 2015 *Baseball America* Rookie All-Star

#### MAJOR LEAGUE DEBUT

6/6/19 at CHC

#### FIRST ML WIN

6/6/19 at CHC

**2020:** Underwent Tommy John surgery on July 21 and did not play.

**2019:** Debuted on June 6 at Chicago-NL and made 19 total starts in his rookie season.

- Contract selected from Triple-A Albuquerque on June 6 and made his debut that day at Wrigley Field vs. the Cubs ... at 22 years and 49 days old, became the third-youngest Rockies starting pitcher at the time of their debut.
- Earned the win in his debut, pitching seven innings and allowing one run on four hits with one walk and a season-high nine strikeouts ... the nine strikeouts were a franchise record for most strikeouts in a Major League debut.
- Singled on the first pitch of his first Major League at-bat, the first Rockies pitcher since Ubaldo Jiménez on Oct. 1, 2006 at Chicago-NL to record a hit on the first pitch he saw in the Majors.
- Second career start and win also against the Cubs, June 11 at Coors Field ... allowed one run on three hits across five innings ... became the third pitcher in franchise history to win each of his first two career starts (also: Jason Jennings in 2001 and Bryan Rekar in 1995).
- Did not earn his third win of the season until Sept. 14 vs. San Diego, a string of 15 consecutive starts without a win ... went 0-6 with a 7.79 ERA (69.1 IP, 60 ER) over that span.
- Hit safely in six of his starts, batting .321 (9-for-28) overall ... recorded a three-game hitting streak from June 16-27 and two hits in consecutive games, June 16 & 22, the eighth pitcher in franchise history with multiple hits in consecutive games.
- Was 3-7 with a 7.25 ERA (89.1 IP, 72 ER), the highest ERA in the Majors and the highest in franchise history (min. 19 starts).
- Went 2-2 with a 5.07 ERA (60.1 IP, 34 ER) in 11 starts with Triple-A Albuquerque.
- Tied his Minor League career-high with 10 strikeouts on May 24 at Las Vegas.
- Made five appearances in Major League Spring Training, his second invite to Major League camp ... posted a 3.38 ERA (13.1 IP, 5 ER) with 10 strikeouts.

**2018:** Split the season between Double-A Hartford and Triple-A Albuquerque.

- Went 8-2 in 15 starts for the Yard Goats, posting a 2.23 ERA (92.2 IP, 23 ER), with 12 walks and 75 strikeouts.
- Recorded his first career complete game on June 2 vs. the Altoona Curve ... pitched nine innings, allowing one run on a solo homer with four hits, one walk and four strikeouts.
- Promoted to Triple-A Albuquerque on June 30 ... went 2-5 with a 5.04 ERA (55.1 IP, 31 ER) in 11 outings.
- Reached career highs in innings pitched (148.0) and wins (10) ... tied his career high with 26 starts.

**2017:** Mid-Season All-Star for High-A Lancaster, finishing fifth in the California League with 131 strikeouts.

- Won a career-high nine games and also set career bests in innings (142.1) and strikeouts (131).
- After going 0-3 with a 4.67 ERA (27.0 IP, 14 ER) in April, he combined to go 9-5 the remainder of the season's

LAMBERT

**(LAMBERT, continued)**

- four months ... was 3-1 with a 2.33 ERA (27.0 IP, 7 ER) in five July outings.
- Went 5-6 with a 4.23 ERA (83.0 IP, 39 ER) in 14 first-half starts, 4-2 with a 4.10 ERA (59.1 IP, 27 ER) in 12 second-half games ... was 7-3 with a 3.31 ERA (73.1 IP, 27 ER) in 13 road games.

**2016: Started 26 games for Low-A Asheville, tied for the most on the club.**

- Went 3-4 with a 2.25 ERA (60.0 IP, 15 ER) in the first half, 2-4 with a 5.45 ERA (66.0 IP, 40 ER) in the second half ... tossed a season-high six innings pitched five times.

**2015: Made eight starts for Rookie Level Grand Junction in his first professional season.**

- His 3.45 ERA (31.1 IP, 12 ER) was the lowest among regulars on the club ... allowed three or more earned runs in only two of his eight starts.
- Named a *Baseball America* Rookie All-Star following the season.

**PERSONAL:** Peter Joseph Lambert ... son of Jim and Anne ... resides in San Dimas, Calif., during the offseason.

- Has four siblings: Scott, Brooke, Jimmy and Bryn.
- Enjoys playing golf and going to the beach in his free time.

**HIGH SCHOOL/COLLEGE:** Attended San Dimas High School in San Dimas, Calif.

- Committed to UCLA before signing with the Rockies in 2015.

 @PETERLAMBERT24

 @PETER\_LAMBERT24

LAMBERT

**2019/CAREER HIGHS AND LOWS**

<b>Most IP</b> .....	7.0, June 6, 2019 at CHC
<b>Low-hit CG</b> .....	None
<b>Runs</b> .....	9, Aug. 7, 2019 at HOU
<b>ER</b> .....	9, Aug. 7, 2019 at HOU
<b>Hits</b> .....	9, 3x, last: July 23, 2019 at WSH
<b>HRs</b> .....	4, June 27, 2019 vs. LAD
<b>Walks</b> .....	5, Aug. 12, 2019 vs. ARI
<b>Strikeouts</b> .....	9, June 6, 2019 at CHC
<b>10+ Strikeout Games</b> .....	None
<b>Win Streak</b> .....	2, June 6-11, 2019
<b>Losing Streak</b> .....	6, July 3-Sept. 2, 2019

**LAMBERT'S CAREER RECORD**

Year	Team	W	L	ERA	G	GS	CG	SHO	GF	SV	IP	H	R	ER	HR	HB	BB	IBB	SO	WP	BK	
2015	Grand Junction	0	4	3.45	8	8	0	0	0	0	31.1	29	18	12	3	4	11	0	26	1	1	
2016	Asheville	5	8	3.93	26	26	0	0	0	0	126.0	125	58	55	7	5	33	0	108	7	3	
2017	Lancaster	9	8	4.17	26	26	0	0	0	0	142.1	147	75	66	18	3	30	0	131	6	0	
2018	Hartford	8	2	2.43	15	15	1	0	0	0	92.2	80	25	23	6	3	12	0	75	2	0	
	Albuquerque	2	5	5.04	11	11	0	0	0	0	55.1	72	41	31	5	0	15	0	31	1	0	
2019	Albuquerque	2	2	5.07	11	11	0	0	0	0	60.1	63	34	34	10	0	16	0	51	3	2	
	<b>COLORADO</b>	<b>3</b>	<b>7</b>	<b>7.25</b>	<b>19</b>	<b>19</b>	<b>0</b>	<b>0</b>	<b>0</b>	<b>0</b>	<b>89.1</b>	<b>119</b>	<b>74</b>	<b>72</b>	<b>18</b>	<b>6</b>	<b>36</b>	<b>3</b>	<b>57</b>	<b>5</b>	<b>0</b>	
2020	DID NOT PITCH																					
<b>Minor League Totals</b>		<b>26</b>	<b>29</b>	<b>3.92</b>	<b>97</b>	<b>97</b>	<b>1</b>	<b>0</b>	<b>0</b>	<b>0</b>	<b>508.0</b>	<b>516</b>	<b>251</b>	<b>221</b>	<b>49</b>	<b>15</b>	<b>117</b>	<b>0</b>	<b>422</b>	<b>20</b>	<b>6</b>	
<b>Major League Totals</b>		<b>3</b>	<b>7</b>	<b>7.25</b>	<b>19</b>	<b>19</b>	<b>0</b>	<b>0</b>	<b>0</b>	<b>0</b>	<b>89.1</b>	<b>119</b>	<b>74</b>	<b>72</b>	<b>18</b>	<b>6</b>	<b>36</b>	<b>3</b>	<b>57</b>	<b>5</b>	<b>0</b>	

Year	Team	AVG	G	AB	R	H	2B	3B	HR	RBI	SAC	SF	HBP	BB	IBB	SO	SB	CS	GIDP	OBP	SLG
2019	<b>COLORADO</b>	<b>.321</b>	<b>22</b>	<b>28</b>	<b>3</b>	<b>9</b>	<b>0</b>	<b>0</b>	<b>0</b>	<b>2</b>	<b>3</b>	<b>0</b>	<b>0</b>	<b>3</b>	<b>0</b>	<b>10</b>	<b>0</b>	<b>0</b>	<b>1</b>	<b>.387</b>	<b>.321</b>
<b>Major League Totals</b>		<b>.321</b>	<b>22</b>	<b>28</b>	<b>3</b>	<b>9</b>	<b>0</b>	<b>0</b>	<b>0</b>	<b>2</b>	<b>3</b>	<b>0</b>	<b>0</b>	<b>3</b>	<b>0</b>	<b>10</b>	<b>0</b>	<b>0</b>	<b>1</b>	<b>.387</b>	<b>.321</b>

**LAMBERT'S CAREER FIELDING**

POS.	G	GS	INN	TC	PO	A	E	DP	PCT
P	19	19	89.1	31	14	16	1	3	.968

**LAMBERT'S CAREER TRANSACTIONS**

- 2015: Selected by Colorado in the second round of the First-Year Player Draft (signed by Jon Lukens).
- 2020: Placed on the 60-day injured list (recovery from right elbow surgery), July 23; reinstated from the 60-day injured list, Nov. 1.



# 74

Ht: 6-3      Wt: 216      B/T: R/R  
**Opening Day Age:** 26  
**Born:** Nov. 25, 1994 in Canal Zone, Panama  
**Major League Service:** 0.000  
**Contract:** Through 2021  
**Obtained:** Selected in the 12th round of the 2015 First-Year Player Draft



## JUSTIN LAWRENCE

RIGHT-HANDED PITCHER

### CAREER HIGHLIGHTS

- Added to the Rockies 40-man roster, Nov. 20, 2018
- Named an Arizona Fall League Rising Star and to the Arizona Fall League All-Prospect Team in 2018
- Named a California League Mid-Season All-Star in 2018

**2020:** Placed on the restricted list and received an 80-game suspension on Jan. 17, 2020, after violating Major League Baseball's Joint Drug Prevention and Treatment Program.

**2019:** Split the season between Double-A Hartford and Triple-A Albuquerque, his first experience at both levels.

- Combined at both levels, went 1-5 with an 8.76 ERA (37.0 IP, 36 ER) across 38 appearances.
- Began the season with Albuquerque, making eight relief appearances in April before being placed on the injured list on April 30, retroactive to April 29 ... went 1-1 with an 8.71 ERA (10.1 IP, 10 ER) with the Isotopes.
- Made his next appearance June 5 as a member of Hartford ... made 30 appearances with the Yard Goats and went 0-4 with an 8.78 ERA (26.2 IP, 26 ER).
- Received his first invite to Major League Spring Training ... made seven appearances and allowed four runs across 7.1 innings (4.91 ERA) with four walks and nine strikeouts.

**2018:** Named a California League Mid-Season All-Star, his first career All-Star nod.

- Made a career-high 55 relief appearances for High-A Lancaster, notching 11 saves in 15 opportunities with a 2.65 ERA (54.1 IP, 16 ER), 27 walks and 62 strikeouts ... held opponents to a .188 batting average.
- Went 3-8 with a 5.06 ERA (96.0 IP, 54 ER), 34 walks and 80 strikeouts in 21 starts with Triple-A Albuquerque.
- Named a Rising Star in the Arizona Fall League ... in 10 relief appearances, logged three saves with a 3.38 ERA (10.2 IP, 4 ER), six walks and 13 strikeouts.

**2017:** Made 16 appearances and recorded six saves for Low-A Asheville before year-ending surgery.

- Scored upon three times in his 16 appearances, allowing three earned runs in 16.1 innings pitched (1.65 ERA).
- Made his last appearance on May 15 ... placed on the disabled list on May 18.

**2016:** Split the season between Short-Season Boise and Low-A Asheville, going a combined 4-6 with a 4.98 ERA (65.0 IP, 36 ER) in 49 relief appearances.

- Went 2-1 with eight saves and a 2.20 ERA (28.2 IP, 7 ER) in 23 appearances with Boise ... his eight saves were tied for the second-most in the Northwest League behind teammate Julian Fernandez.

**2015:** Began his professional career with Short-Season Boise, before finishing the season with Rookie Level Grand Junction.

- In 22 combined appearances between the two stops, went 0-3 with a 8.39 ERA (24.2 IP, 23 ER).
- Appeared in 16 games with Boise before being assigned to Grand Junction, Aug. 23.

**PERSONAL:** Justin Anthony Lawrence ... son of Lionel and Elizabeth ... born in Canal Zone, Panama ... resides in Jacksonville, Fla., during the offseason.

- Has two siblings, Stacy and Giancarlo.
- Enjoys fishing in his free time.

**HIGH SCHOOL/COLLEGE:** Graduated from First Coast High School in Jacksonville, Fla.

- Attended Jacksonville University in 2014, where he became a side-armed as a freshman two-way player ... studied biology.
- Transferred to Daytona State Junior College the next year, playing first base and pitching.
- Committed to Oklahoma State University before signing with the Rockies in 2015.



@JUSTINLAWRENCE1125

**(LAWRENCE, continued)****LAWRENCE'S CAREER RECORD**

Year	Team	W	L	ERA	G	GS	CG	SHO	GF	SV	IP	H	R	ER	HR	HB	BB	IBB	SO	WP	BK
2015	Grand Junction	0	0	9.53	6	0	0	0	2	0	5.2	10	6	6	1	0	1	0	3	2	0
	Boise	0	3	8.05	16	0	0	0	2	0	19.0	21	22	17	3	2	15	0	15	0	0
2016	Boise	2	1	2.20	23	0	0	0	17	8	28.2	27	8	7	0	1	6	0	40	1	1
	Asheville	2	5	7.18	26	0	0	0	8	0	36.1	48	32	29	4	4	14	0	23	3	1
2017	Asheville	0	2	1.65	16	0	0	0	11	6	16.1	10	4	3	1	1	4	0	20	3	0
2018	Lancaster	0	2	2.65	55	0	0	0	28	11	54.1	36	18	16	2	3	27	0	62	2	1
2019	Albuquerque	1	1	8.71	8	0	0	0	0	0	10.1	12	10	10	3	1	9	0	6	2	1
	Hartford	0	4	8.78	30	0	0	0	11	0	26.2	35	28	26	1	5	20	0	26	4	0
2020	DID NOT PITCH																				
<b>Minor League Totals</b>		<b>5</b>	<b>18</b>	<b>5.20</b>	<b>180</b>	<b>0</b>	<b>0</b>	<b>0</b>	<b>79</b>	<b>25</b>	<b>197.1</b>	<b>199</b>	<b>128</b>	<b>114</b>	<b>15</b>	<b>17</b>	<b>96</b>	<b>0</b>	<b>195</b>	<b>20</b>	<b>4</b>

**LAWRENCE'S CAREER TRANSACTIONS**

- 2015: Selected by Colorado in the 12th round of the First-Year Player Draft (signed by Jon Cedarburg).

65

Ht: 6-2      Wt: 214      B/T: R/R  
**Opening Day Age:** 24  
**Born:** Oct. 28, 1996 in Pleasant Hill, Calif.  
**Major League Service:** 0.000  
**Contract:** Through 2021  
**Obtained:** Selected in the ninth round of the 2018 First-Year Player Draft  
**Pronunciation:** mac-EYE-ver



## WILLIE MACIVER

CATCHER / NON-ROSTER INVITEE

MACIVER

### CAREER HIGHLIGHTS

- Attending his first Major League Spring Training in 2021
- Was on the Rockies' alternate training site roster in 2020
- Named a South Atlantic League Mid-Season and Post-Season All-Star in 2019
- Won Player of the Week honors for the week of April 14, 2019

**2020:** Named to Colorado's 2020 player pool and spent the 60-game shortened season at the alternate training site in Denver.

**2019:** Named a South Atlantic League Mid-Season and Post-Season All-Star.

- Named South Atlantic League Player of the Week for April 4-14, after batting .382 (13-for-34) with three home runs and 11 RBI.
- Had two multi-home run games, May 20 at Lexington and Aug. 29 vs. Charleston.

**2018:** Made his professional debut with Short-Season Boise.

- Batted .284 (55-for-194), which ranked second among catchers in the Northwest League.



@WILLIEMACIVER

### MACIVER'S CAREER RECORD

Year	Team	AVG	G	AB	R	H	2B	3B	HR	RBI	SAC	SF	HBP	BB	IBB	SO	SB	CS	GIDP	OBP	SLG
2018	Boise	.284	54	194	25	55	10	3	5	30	0	1	5	18	1	44	4	6	2	.358	.443
2019	Asheville	.252	117	425	60	107	27	3	13	60	4	6	11	34	1	105	12	4	9	.319	.421
2020	Alternate training site	-	-	-	-	-	-	-	-	-	-	-	-	-	-	-	-	-	-	-	-
<b>Minor League Totals</b>		<b>.262</b>	<b>171</b>	<b>619</b>	<b>85</b>	<b>162</b>	<b>37</b>	<b>6</b>	<b>18</b>	<b>90</b>	<b>4</b>	<b>7</b>	<b>16</b>	<b>52</b>	<b>2</b>	<b>149</b>	<b>16</b>	<b>10</b>	<b>11</b>	<b>.331</b>	<b>.428</b>

### MACIVER'S CAREER TRANSACTIONS

- 2018: Selected by Colorado in the ninth round of the First-Year Player Draft.

# 48

Ht: 6-1      Wt: 224      B/T: R/R  
**Opening Day Age:** 26  
**Born:** Feb. 22, 1995 in San Felix, Venezuela  
**Major League Service:** 4.027  
**Contract:** Through 2023, club option for 2024  
**Obtained:** Acquired from Tampa Bay in a four-player trade, Jan. 28, 2016  
**Pronunciation:** hair-MAHN MAR-keh-z



## GERMÁN MÁRQUEZ

RIGHT-HANDED PITCHER

### CAREER HIGHLIGHTS

- Named Colorado's Opening Day starter at Texas on July 24, his first career Opening Day start
- Since 2017, ranks among National League leaders in strikeouts (625, 6th), starts (103, T-5th), innings (613.2, 5th) and wins (41, T-7th)
- Ranks sixth in franchise history with 640 strikeouts ... ranks eighth with 42 wins
- Pitched the first one-hit complete-game shutout in franchise history, April 14, 2019 at San Francisco
- Set a single-season franchise record with 230 strikeouts in 2018 (previous: Ubaldo Jiménez, 214 in 2010), the fourth-most strikeouts in the National League
- He (2018) and Mike Hampton (2001-02) are the only pitchers in club history to win a Silver Slugger Award
- Named National League Pitcher of the Month for September 2018 (2.14 ERA)
- Second pitcher in club history named to the *Topps* All-Star Rookie Team (also: Jason Jennings, 2002)
- Recorded his first career win on Sept. 21, 2016 at 21 years, 212 days of age, becoming the second-youngest Rockies player to earn his first career win (youngest: Jamey Wright, 21 years, 206 days)

MÁRQUEZ

#### MAJOR LEAGUE DEBUT

9/8/16 at SD

#### FIRST ML WIN

9/21/16 vs. STL

### 2020: Was Colorado's Opening Day starter for the first time in his career and led the National League with 82.1 innings pitched.

- Took his first career Interleague loss on Opening Day after allowing one run on two hits over 5.2 innings of work ... this Opening Day start was the sixth of his career in which he pitched at least five hitless innings, a franchise record.
- Tied for the Major League lead with 13 starts.
- Posted an ERA of 2.06 on the road (43.2 IP, 10 ER) with a 3-2 record, 13 walks and 38 strikeouts over seven starts ... the road ERA ranked third in the NL, fifth in MLB, trailing only Trevor Bauer (1.35) and Clayton Kershaw (1.84) in the NL.
- Recorded his 600th career strikeout on Aug. 20 vs. Houston, becoming the seventh player in franchise history to reach the 600-strikeout plateau and the youngest to do so, at age 25 years and 180 days (previous record: Ubaldo Jiménez, 26 years and 217 days).

### 2019: At the time he was placed on the injured list on Aug. 26, he led the National League with 174.0 innings pitched, was tied for fifth with 12 wins and ranked ninth with 175 strikeouts.

- Made 28 starts before being placed on the 10-day injured list on Aug. 26 with right arm inflammation ... missed the remainder of the season.
- In his final seven starts after July 15, went 4-0 with a 3.68 ERA (44.0 IP, 18 ER), seven walks and 47 strikeouts.
- Pitched at least eight innings four times, the most eight-frame outings since Chacín had four in 2013.
- Went 8-4 with a 4.45 ERA (127.1 IP, 63 ER) and 125 strikeouts in 20 starts in the first half, tied for the most first-half strikeouts in franchise history (also: Jon Gray, 2018).
- Three of Colorado's four losing streaks of five or more games were snapped with Márquez earning the win in a quality start (April 14 at San Francisco, July 21 at New York-AL and Aug. 11 at San Diego) ... in those three games, he combined to allow five runs over 24.0 innings of work (1.88 ERA), with four walks and 19 strikeouts ... pitched eight or more innings in two of those games (Aug. 11 and April 14).
- Streak of 22.2 innings without issuing a walk from the second inning of his start on July 21 through the first inning of his start at San Diego on Aug. 11 was tied for the second-longest single-season streak in franchise history, and the longest streak for a starting pitcher in franchise history.
- Pitched his first career complete-game shutout on April 14 at San Francisco, allowing one hit with one hit

**(MÁRQUEZ, continued)**

- batter and nine strikeouts ... took a no-hitter into the eighth inning, before allowing a one-out single to Evan Longoria ... it was the first one-hit complete-game shutout in franchise history ... his game score of 94, per *Baseball Reference*, was one point short of Jon Gray's franchise record of 95 set on Sept. 16, 2016 (CGSO, 4 H, 16 SO).
- Took a perfect game into the sixth inning on April 30 at Milwaukee, the second time in the month that he took a perfect game through at least five innings ... per *Elias*, became the first pitcher in franchise history to have two games in which he was perfect through five innings in one season, let alone one month, and the first pitcher in MLB to have two such games in one month since Max Scherzer in June 2015.
  - Allowed a career-high 11 runs on 11 hits over 2.2 innings on July 15 vs. San Francisco in the first game of a doubleheader.
  - Batted .234 (11-for-47) with four doubles, one triple and 11 RBI ... led all pitchers with 11 RBI, tied for the lead with four doubles and ranked tied for sixth with 11 hits ... his 11 RBI were tied for the second most by a pitcher in a single season in franchise history, the most since Jason Jennings had 11 in 2002.
  - Had a five-game hitting streak from May 5-31, the first Rockies pitcher with a five-game streak since Mike Hampton in 2001.
  - Batted .500 (6-for-12) with nine RBI in May, the most RBI by a pitcher in any month since the St. Louis Cardinals' Rick Wise had nine RBI in August 1973 ... recorded at least one RBI in four straight games, May 5-26, the second pitcher in franchise history with a four-game RBI streak (Brian Bohanon, Aug. 11-27, 2000) and the first Major League pitcher with a four-game RBI streak since Yovanni Gallardo from July 31-Aug. 17, 2012.
  - Signed a five-year contract extension on April 6 that covers the 2019-23 seasons with an option for 2024.

**2018: His single-season franchise record 230 strikeouts (previous: Ubaldo Jiménez, 214 in 2010) ranked fourth in the National League.**

- Finished with a 3.77 ERA, the eighth-lowest ERA in Rockies history for a single season ... his .241 batting average against ranked sixth all-time.
- His 2.95 road ERA (106.2 IP, 35 ER) ranked eighth in the NL ... tied for sixth in the NL with eight road wins ... his .203 (79-for-390) opponents' batting average against on the road ranked ninth in the league.
- Recorded 12 straight quality starts from July 29-Sept. 26, tying for the second-longest single-season streak in club history ... Ubaldo Jiménez had a 14-start streak to begin the 2010 season and a 12-start streak in 2009.
- Only the second Rockies pitcher (Mike Hampton, 2001-02) in franchise history to win a Silver Slugger Award ... led all Major League pitchers with 18 hits, a .300 batting average and a .350 slugging percentage.
- His 18 hits were the most by a pitcher since Zack Greinke recorded 19 hits in 2013, and the most by a Rockies pitcher since Hampton (21) and Jason Jennings (19) in 2002.
- Named National League Pitcher of the Month for September, after going 3-1 with a 2.14 ERA (33.2 IP, 8 ER), five walks and 48 strikeouts ... became the third pitcher in Rockies history (fourth time) to earn Pitcher of the Month honors (also: Ubaldo Jiménez, April & May, 2010 and Shawn Chacon, April 2003).
- His 49 strikeouts on Aug. 19-Sept. 10 tied for the club record for most over a five-game span (Astacio, May 8-29, 2000) ... his 44 strikeouts on Aug. 25-Sept. 10 were the most over a four-game span in club history ... his 33 strikeouts Aug. 25-Sept. 4 were the most over a three-game span.
- Struck out 11 or more batters in three consecutive starts from Aug 30-Sept. 10, the first player in franchise history to strike out 11-plus in consecutive starts ... accomplished the feat a second time Sept. 21-26 ... only the fourth Rockies pitcher to record double-digit strikeouts in back-to-back-games (Jon Gray, Jorge De La Rosa, Pedro Astacio) ... three-straight starts with 10-plus strikeouts, one start short of matching Pedro Astacio's club record set May 8-24, 2000.
- Recorded 13 strikeouts on Aug. 30 at San Diego, tied for the third-most in franchise history, the most for a Rockies pitcher since Jon Gray's 16-strikeout performance vs. the Padres on Sept. 17, 2016 ... fifth pitcher in franchise history to strikeout out at least 13 batters (Gray, Ubaldo Jiménez, Shawn Chacon, Darryl Kile).
- Tied a modern Major League record (since 1900) by striking out the first eight batters of the game vs. the Philadelphia Phillies on Sept. 26 ... matched the Astros' Jim Deshaies (Sept. 23, 1986) and the Mets' Jacob deGrom (Sept. 15, 2014) ... before the modern era, Mickey Welch of the New York Gothams started a game with nine consecutive strikeouts on Aug. 28, 1884 ... the eight straight strikeouts were also a franchise record for consecutive strikeouts in a single game and tied the franchise record for strikeouts vs. consecutive batters faced (also: Justin Miller, three games, Sept. 7-11, 2015) ... finished with 11 strikeouts in the game to raise his season total to 221, which surpassed Ubaldo Jimenez's club record of 214, set in 2010.
- Pitched an immaculate inning (nine pitches, three strikeouts) in the fourth inning on Aug. 8 vs. Pittsburgh, the second Rockies pitcher to accomplish the feat (also: Rex Brothers, June 14, 2014 at San Francisco) and the first pitcher to accomplish the feat at Coors Field.
- Started Game 3 of the NLDS vs. Milwaukee at Coors Field, a 6-0 Rockies loss that eliminated them from the postseason ... pitched five innings and allowed two runs on seven hits with one walk and five strikeouts.
- Also started the NL West Division tiebreaker at Los Angeles-NL on Oct. 1 ... suffered a 5-2 Rockies loss after allowing four runs (two earned) on five hits with two walks and nine strikeouts ... all four runs were scored on two, two-run home runs.

**2017: Made his first Opening Day roster and led all Major League rookies with 14 quality starts and 147 strikeouts.**

- Went 11-7 with a 4.39 ERA (162.0 IP, 79 ER), 49 walks and 147 strikeouts in 29 starts ... his 11 wins were tied for first among all Major League rookie pitchers (also: Kyle Freeland).



**(MÁRQUEZ, continued)**

- Recorded six consecutive quality starts from July 7-Aug. 8 ... per Elias, it is the longest such streak by a Rockies rookie (previous: five quality starts, four times; last: Kyle Freeland, April 23-May 16, 2017).
- Also according to Elias, became the first rookie in Rockies history to record at least nine strikeouts in three consecutive games in a single season, July 17-29 (nine, nine, 10).
- Pitched a career-high eight shutout innings, with six no-hit innings, on May 10 vs. Chicago-NL ... allowed a double to Kris Bryant in the top of the seventh to break up the no-hitter.
- Named to the *Topps* All-Star Rookie Team, the second pitcher in franchise history to be named to the team (also: Jason Jennings, 2002).

**2016: Made his Major League debut on Sept. 8 at San Diego, where he allowed two hits and three runs in 2.1 innings pitched.**

- Made his first big league start on Sept. 21 vs. St. Louis, where he also recorded his first Major League win to become the second-youngest Rockies pitcher to earn his first career win at 21 years, 212 days of age (youngest: Jamey Wright, July 17, 1996 vs. San Francisco at 21 years and 206 days of age).
- Made 21 starts with Double-A Hartford, where he went 9-6 with a 2.85 ERA (135.2 IP, 43 ER), en route to being named the Eastern League Pitcher of the Year ... his 126 strikeouts were second-most in the league

**2015: Made 26 appearances with 23 starts for High-A Charlotte in the Tampa Bay organization, going 7-13 with a 3.56 ERA (139.0 IP, 55 ER).**

- Walked 29 batters with 104 strikeouts, tied for the sixth-most strikeouts in the Florida State League.
- Went 2-2 with a 0.72 ERA (25.0 IP, 2 ER) in five appearances (four starts) in May.

**2014: Named a Rays Organization All-Star by MiLB.com, after going 5-7 with a 3.21 ERA (98.0 IP, 35 ER) in 22 games, 18 starts, for Low-A Bowling Green.**

- Went 3-3 with a 2.58 ERA (52.1 IP, 15 ER) in 11 second-half appearances, nine starts, after going 2-4 with a 3.94 ERA (45.2 IP, 20 ER) in the first half.

**2013: As the youngest pitcher in the Appalachian League, went 2-5 with a 4.05 ERA (53.1 IP, 24 ER) in 12 starts for Rookie Level Princeton.**

**2012: Went 0-2 with a 6.82 ERA (34.1 IP, 26 ER) in 15 appearances, six starts, with the Venezuelan Summer League Rays.**

- Went 0-1 with a 3.48 ERA (20.2 IP, 8 ER) in his six starts, and 0-1 with an 11.85 ERA (13.2 IP, 18 ER) in his nine relief appearances.

2020	HIGHS AND LOWS	CAREER
7.1, Aug. 4, 2020 vs. SF.....	<b>Most IP</b> .....	9.0, April 14, 2019 at SF
None.....	<b>Low-hit CG</b> .....	1, April 14, 2019 at SF
10, Aug 20 vs. HOU.....	<b>Runs</b> .....	11, July 15, 2019 vs. SF (G1)
10, Aug 20 vs. HOU.....	<b>ER</b> .....	11, July 15, 2019 vs. SF (G1)
10, Aug 20 vs. HOU.....	<b>Hits</b> .....	11, July 15, 2019 vs. SF (G1)
2, Aug. 25 at ARI.....	<b>HRs</b> .....	3, 3x, last: June 10, 2019 vs. CHC
4, Sept. 16 vs. OAK.....	<b>Walks</b> .....	6, April 6, 2018 vs. ATL
9, Aug. 4 vs. SF.....	<b>Strikeouts</b> .....	10, July 31, 2019 vs. LAD
None.....	<b>10+ Strikeout Games</b> .....	9, last: July 31 vs. LAD (10 SO)
2, 2x, last: Sept. 21-26.....	<b>Win Streak</b> .....	4, 4x, last: July 21-Aug. 17, 2019
5, Aug. 9-Sept. 16.....	<b>Losing Streak</b> .....	5, Aug. 9-Sept. 16, 2020

**PERSONAL:** Germán Andres Márquez ... resides in San Felix, Bolivar, Venezuela ... married to Dilvanny, and together they have a son, Damian, born on July 24, 2018.

- Son of Germán Márquez and Oniela Rojas ... has an older sister, Hendyma, and a younger brother, Geremia.
- Enjoys spending time with his family and going to the beach.
- Began playing baseball at the age of five.



@GERMANMARQUEZ5



@GERMANMARQUEZ45

**(MÁRQUEZ, continued)****MÁRQUEZ'S CAREER RECORD**

Year	Team	W	L	ERA	G	GS	CG	SHO	GF	SV	IP	H	R	ER	HR	HB	BB	IBB	SO	WP	BK
2012	VSL Rays	0	2	6.82	15	6	0	0	0	0	34.1	43	32	26	4	5	20	0	29	7	0
2013	Princeton	2	5	4.05	12	12	0	0	0	0	53.1	46	27	24	2	2	20	0	38	2	0
2014	Bowling Green	5	7	3.21	22	18	0	0	0	0	98.0	83	43	35	5	4	29	0	95	5	0
2015	Charlotte	7	13	3.56	26	23	0	0	1	0	139.0	147	68	55	6	13	29	0	1044	7	2
2016	Hartford	9	6	2.85	21	21	0	0	0	0	135.2	124	53	43	9	7	33	1	126	5	1
	Albuquerque	2	0	4.35	5	5	0	0	0	0	31.0	30	15	15	5	0	6	0	29	0	0
	<b>COLORADO</b>	<b>1</b>	<b>1</b>	<b>5.23</b>	<b>6</b>	<b>3</b>	<b>0</b>	<b>0</b>	<b>0</b>	<b>0</b>	<b>20.2</b>	<b>28</b>	<b>12</b>	<b>12</b>	<b>2</b>	<b>3</b>	<b>6</b>	<b>0</b>	<b>15</b>	<b>0</b>	<b>0</b>
2017	Albuquerque	0	0	2.70	3	2	0	0	0	0	10.0	8	3	3	2	0	0	0	18	0	0
	<b>COLORADO</b>	<b>11</b>	<b>7</b>	<b>4.39</b>	<b>29</b>	<b>29</b>	<b>0</b>	<b>0</b>	<b>0</b>	<b>0</b>	<b>162.0</b>	<b>174</b>	<b>82</b>	<b>79</b>	<b>25</b>	<b>8</b>	<b>49</b>	<b>3</b>	<b>147</b>	<b>6</b>	<b>0</b>
2018	<b>COLORADO</b>	<b>14</b>	<b>11</b>	<b>3.77</b>	<b>33</b>	<b>33</b>	<b>0</b>	<b>0</b>	<b>0</b>	<b>0</b>	<b>196.0</b>	<b>179</b>	<b>90</b>	<b>82</b>	<b>24</b>	<b>8</b>	<b>57</b>	<b>5</b>	<b>230</b>	<b>8</b>	<b>0</b>
2019	<b>COLORADO</b>	<b>12</b>	<b>5</b>	<b>4.76</b>	<b>28</b>	<b>1</b>	<b>1</b>	<b>0</b>	<b>0</b>	<b>0</b>	<b>174.0</b>	<b>174</b>	<b>96</b>	<b>92</b>	<b>29</b>	<b>5</b>	<b>35</b>	<b>0</b>	<b>175</b>	<b>14</b>	<b>1</b>
2020	<b>COLORADO</b>	<b>4</b>	<b>6</b>	<b>3.75</b>	<b>13</b>	<b>0</b>	<b>0</b>	<b>0</b>	<b>0</b>	<b>0</b>	<b>81.2</b>	<b>78</b>	<b>41</b>	<b>34</b>	<b>6</b>	<b>0</b>	<b>25</b>	<b>0</b>	<b>73</b>	<b>4</b>	<b>0</b>
	<b>Minor League Totals</b>	<b>25</b>	<b>33</b>	<b>3.61</b>	<b>104</b>	<b>87</b>	<b>0</b>	<b>0</b>	<b>1</b>	<b>2</b>	<b>501.1</b>	<b>481</b>	<b>241</b>	<b>201</b>	<b>33</b>	<b>31</b>	<b>137</b>	<b>1</b>	<b>439</b>	<b>26</b>	<b>3</b>
	<b>Major League Totals</b>	<b>42</b>	<b>30</b>	<b>4.24</b>	<b>109</b>	<b>106</b>	<b>1</b>	<b>1</b>	<b>0</b>	<b>0</b>	<b>634.1</b>	<b>633</b>	<b>321</b>	<b>299</b>	<b>86</b>	<b>24</b>	<b>172</b>	<b>8</b>	<b>640</b>	<b>32</b>	<b>1</b>

Year	Team	AVG	G	AB	R	H	2B	3B	HR	RBI	SAC	SF	HBP	BB	IBB	SO	SB	CS	GDP	OBP	SLG
2016	<b>COLORADO</b>	<b>.000</b>	<b>6</b>	<b>6</b>	<b>1</b>	<b>0</b>	<b>0</b>	<b>0</b>	<b>0</b>	<b>0</b>	<b>2</b>	<b>0</b>	<b>0</b>	<b>0</b>	<b>0</b>	<b>3</b>	<b>0</b>	<b>0</b>	<b>0</b>	<b>.000</b>	<b>.000</b>
2017	<b>COLORADO</b>	<b>.178</b>	<b>29</b>	<b>45</b>	<b>4</b>	<b>8</b>	<b>2</b>	<b>0</b>	<b>5</b>	<b>8</b>	<b>0</b>	<b>0</b>	<b>0</b>	<b>0</b>	<b>18</b>	<b>0</b>	<b>0</b>	<b>1</b>	<b>.178</b>	<b>.222</b>	
2018	<b>COLORADO</b>	<b>.300</b>	<b>33</b>	<b>60</b>	<b>4</b>	<b>18</b>	<b>0</b>	<b>0</b>	<b>1</b>	<b>5</b>	<b>5</b>	<b>0</b>	<b>0</b>	<b>0</b>	<b>11</b>	<b>0</b>	<b>0</b>	<b>1</b>	<b>.300</b>	<b>.350</b>	
2019	<b>COLORADO</b>	<b>.229</b>	<b>29</b>	<b>48</b>	<b>5</b>	<b>11</b>	<b>4</b>	<b>1</b>	<b>0</b>	<b>11</b>	<b>10</b>	<b>0</b>	<b>0</b>	<b>0</b>	<b>14</b>	<b>0</b>	<b>0</b>	<b>1</b>	<b>.229</b>	<b>.354</b>	
	<b>Major League Totals</b>	<b>.233</b>	<b>97</b>	<b>159</b>	<b>14</b>	<b>37</b>	<b>6</b>	<b>1</b>	<b>1</b>	<b>21</b>	<b>25</b>	<b>0</b>	<b>0</b>	<b>0</b>	<b>46</b>	<b>0</b>	<b>0</b>	<b>3</b>	<b>.233</b>	<b>.302</b>	

**MÁRQUEZ'S CAREER POSTSEASON RECORD**

Year	Series	Team	Opp	W	L	ERA	G	GS	CG	SHO	GF	SV	IP	H	R	ER	HR	HB	BB	IBB	SO	WP	BK
2018	NLDS	COL	MIL	0	1	3.60	1	1	0	0	0	0	5.0	7	2	2	1	0	1	0	5	0	0
	<b>Postseason Totals</b>			<b>0</b>	<b>1</b>	<b>3.60</b>	<b>1</b>	<b>1</b>	<b>0</b>	<b>0</b>	<b>0</b>	<b>0</b>	<b>5.0</b>	<b>7</b>	<b>2</b>	<b>2</b>	<b>1</b>	<b>0</b>	<b>1</b>	<b>0</b>	<b>5</b>	<b>0</b>	<b>0</b>

**MÁRQUEZ'S CAREER FIELDING**

POS.	G	GS	INN	TC	PO	A	E	DP	PCT
P	109	106	634.1	113	43	61	9	6	.920

**MÁRQUEZ'S CAREER TRANSACTIONS**

- 2011: Signed by Tampa Bay as a non-drafted international free agent, July 2.
- 2016: Acquired by Colorado from Tampa Bay, along with LHP Jake McGee, in exchange for OF Corey Dickerson and INF Kevin Padlo, Jan. 28.
- 2019: Signed a five-year contact extension, including a club option following the 2023 season, April 6; placed on the 10-day injured list (right arm inflammation), Aug. 26; reinstated from the 10-day injured list, Sept. 30.

**CAREER AWARDS**

**National League Pitcher of the Month** Sept. 2018  
**Silver Slugger** 2018

**10+ STRIKEOUT GAMES (9)**

Date	Opp.	Strikeouts
7/29/17	at WSH	10
8/29/17	DET	10
8/8/18	PIT	10
8/30/18	at SD	13
9/4/18	SF	11
9/10/18	ARI	11
9/21/18	at ARI	11
9/26/18	PHI	11
7/31/19	LAD	10

**HOME RUNS (1)**

Date	Opp.	Pitcher
7/11/18	ARI	Daniel Descalso

# 24

**Ht:** 6-2      **Wt:** 210      **B/T:** L/R  
**Opening Day Age:** 26  
**Born:** Dec. 14, 1994 in Yorba Linda, Calif.  
**Major League Service:** 3.006  
**Contract:** Through 2021  
**Obtained:** Selected in the second round of the 2013 First-Year Player Draft  
**Pronunciation:** *mick-MAN*



## RYAN McMAHON

INFIELDER

### CAREER HIGHLIGHTS

- On the Opening Day roster for the third time in 2020, and made his first Opening Day start, at second base
- His 24 home runs and 83 RBI in 2019 were the most for a single season by a primary second baseman in franchise history, surpassing Clint Barmes in 2009 (23 home runs, 76 RBI)
- Won the Abby Greer Award in 2019, given to the Rockies' Spring Training MVP ... batted .424 (25-for-59) with nine doubles, one triple, three home runs and 14 RBI in 24 games
- First player in franchise history to hit a game-winning home run in the seventh inning or later in consecutive games, Aug. 10-11, 2018 vs. Los Angeles-NL
- Named MiLB.com Fan's Choice for Best Offensive Player in the Minor Leagues in 2017
- Named an All-Star at each of his Minor League stops, 2013-17

McMAHON

#### MAJOR LEAGUE DEBUT

8/12/17 at MIA

#### FIRST ML HIT

8/13/17 at MIA (single, Junichi Tazawa)

#### FIRST ML HOME RUN

6/14/18 at PHI (Héctor Neris)

**2020: Made 48 starts (28 at second base, 10 at first base and 10 at third base) with two appearances at shortstop, the first of his career.**

- Batted .220 (37-for-168) as a starter.
- His nine home runs were second-most on the club behind Trevor Story's 11 ... hit home runs in consecutive games (Sept. 25-26) for the fourth time in his career (last: three consecutive games, Aug. 14-17, 2019).
- His strikeout percentage of 34.2 was the second-highest in the Majors and in the National League.
- Hit a game-tying home run in the ninth inning on Sept. 11 vs. Los Angeles-AL, his sixth career game-tying home run, his first in the ninth inning or later.
- Recorded his fifth career multi-home run game Aug. 20 vs. Houston ... his five multi-home run games over the last two seasons were tied with Nolan Arenado and Trevor Story for the most on the club.
- His home run on Aug. 12 vs. Arizona came on a 3-0 count, the 21st home run on 3-0 in Rockies history and the first since Michael Cuddyer hit one on May 24, 2014 at Atlanta.

**2019: Became Colorado's primary second baseman, making 98 starts at the position, in addition to 14 starts at first base and 10 at third.**

- His 24 home runs and 83 RBI on the season were the most by a primary second baseman in franchise history, surpassing Clint Barmes in 2009 (23 home runs, 76 RBI).
- Finished second on the team with 47 RBI and 17 home runs in the second half, trailing Nolan Arenado in both categories (21 HR, 51 RBI).
- His four multi-home run games tied with Arenado and Trevor Story for the most on the club.
- Had one stint on the 10-day injured list, April 6-18, with a left elbow strain ... went 3-for-4 with two home runs and a career-high five RBI his first game back on April 18 vs. Philadelphia ... he became the first player in Rockies history to hit two or more home runs in his first game after being reinstated from the injured list.
- Tied for second on the Rockies with 17 go-ahead RBI (Arenado ranked first with 22) and eight game-winning RBI.
- Hit his second career walk-off home run (two RBI) on Aug. 26 vs. Atlanta (also: Aug. 8, 2018 vs. Los Angeles-NL).

**2018: Made his first career Opening Day roster and appeared in 91 games across three stints with the Rockies.**

- Made 21 starts at first base, eight at second base and eight at third base ... batted .238 (31-for-13) with seven doubles, one triple, two home runs and nine RBI as a starter.
- Batted .216 (8-for-37) with two home runs as a pinch-hitter ... pinch-hit three-run home run on June 20 vs. New York-NL, and a pinch-hit solo home run on Sept. 4 vs. San Francisco.

**(McMAHON, continued)**

- Became the first player in franchise history to hit a game-winning home run in the seventh inning or later in consecutive games, Aug 10-11 vs. Los Angeles-NL ... two-out, three-run walk-off home run Aug. 11 and a two-run home run in the seventh inning on Aug. 10.
- Went 0-for-3 with one walk in four postseason plate appearances.

**2017: Made his Major League debut for the Rockies on Aug. 12 at Miami as a pinch-hitter.**

- Appeared in 17 games across two stints with the Rockies ... made three starts, all at first base.
- Recorded his first Major League hit on Aug. 13 at Miami, a single in the eighth inning off Junichi Tazawa.
- Appeared in the 2017 Futures Game in Miami and went 0-for-1 with a walk.
- Promoted to Albuquerque on June 1 and won the Pacific Coast League Player of the Month for June ... hit .429 and led the PCL in hits (50), extra-base hits (21), total bases (85) and doubles (14).
- Named MiLB.com Organization All-Star and a *Baseball America* Triple-A All-Star.

**2016: Spent the season with Double-A Hartford, where he recorded a club-leading 75 RBI and a career-high 55 walks.**

- Batted .242 (113-for-466) with 49 runs, 27 doubles, five triples, 12 home runs, 75 RBI and a .399 slugging percentage ... played first base for the first time in his career.
- Named a Rising Star in the Arizona Fall League ... hit .247 with two doubles, one triple and one home run for the Salt River Rafter.

**2015: Named a California League Mid-Season and Post-Season All-Star.**

- Led the California League with 43 doubles and ranked fifth in hits and seventh in batting average.
- Named a *Baseball America* Minor League All-Star and a High Class A All-Star.

**2014: Named a South Atlantic League Mid-Season and Post-Season All-Star.**

- Ranked among South Atlantic League leaders in doubles (46, 2nd), RBI (102, T2) and runs (93, T2).
- Named South Atlantic League Player of the Week for the week ending on April 20.
- Named a *Baseball America* Low Class A All-Star.

**2013: Spent his first professional season with Rookie Level Grand Junction and batted .321 (70-for-218) in 59 games.**

- Named the Pioneer League Player of the Week for the week ending Sept. 2.
- Named a Topps Short-Season/Rookie All-Star and MiLB.com Organization All-Star.

**PERSONAL:** Ryan Patrick McMahon ... resides in Scottsdale, Ariz., during the offseason.

- He is the oldest sibling ... has a younger sister, Meghan (23), and brother, TJ (20).
- Both of his grandfathers served in the military, one in the Army and one in the Navy.
- In his free time, he likes to golf, fish, bowl and bike ... his favorite food is steak.

**HIGH SCHOOL/COLLEGE:** Attended Mater Dei High School in Santa Ana, Calif. ... was the Trinity League Most Valuable Player as a senior in 2013.

- Committed to attend the University of Southern California before being drafted in 2013.



@RY\_MCMAHON



@RYMCMAHON

**2020**

2, 10x, last: Sept. 25 at ARI  
 2, Aug. 20 vs. HOU  
 5, Aug. 20 vs. HOU  
 4, Sept. 7-12  
 2, 3x, last: Sept. 25 at ARI  
 1, 6x, last: Sept. 25 at ARI  
 1, Aug. 3 vs. SF  
 8, Aug. 20 vs. HOU  
 2, 4x, last: Sept. 21 at SF  
 4, Aug. 31 vs. SD  
 None

**HIGHS AND LOWS**

**Hits** ..... 3, 10x, last: Sept. 15, 2019 vs. SD  
**Home Runs** ..... 2, 5x, last: Aug. 20, 2020 vs. HOU  
**RBI** ..... 5, April 18, 2019 vs. PHI  
**Hit Streak** ..... 9, Aug. 11-20, 2019  
**Runs** ..... 3, 2x, last: Sept. 15, 2019 vs. SD  
**Doubles** ..... 2, July 29, 2018 vs. OAK  
**Triples** ..... 1, 3x, last: Aug 3. vs. SF  
**Total Bases** ..... 9, 2x, last: Sept. 15, 2019 vs. SD  
**Walks** ..... 2, 16x, last: Sept. 21, 2020 at SF  
**Strikeouts** ..... 4, 2x Aug. 27, 2019 vs. BOS  
**Stolen Bases** ..... 1, 6x, last: Aug. 18, 2019 vs. MIA

**CAREER**

**(McMAHON, continued)**

**McMAHON'S CAREER RECORD**

Year	Team	AVG	G	AB	R	H	2B	3B	HR	RBI	SAC	SF	HBP	BB	IBB	SO	SB	CS	GIDP	OBP	SLG
2013	Grand Junction	.321	59	218	42	70	18	3	11	52	2	1	2	28	0	59	4	6	1	.402	.583
2014	Asheville	.282	126	482	93	136	46	3	18	102	2	7	7	54	1	143	8	5	11	.358	.502
2015	Modesto	.300	132	496	85	149	43	6	18	75	0	2	9	49	1	153	6	13	5	.372	.520
2016	Hartford	.242	133	466	49	113	27	5	12	75	2	6	5	55	1	161	11	6	11	.325	.399
2017	Hartford	.326	49	181	28	59	16	2	6	32	0	3	1	20	2	39	7	0	3	.390	.536
	Albuquerque	.374	70	289	46	108	23	2	14	56	0	4	0	21	3	53	4	3	8	.411	.612
	<b>COLORADO</b>	.158	17	19	2	3	1	0	0	1	0	0	0	5	0	5	0	0	1	.333	.211
2018	Albuquerque	.290	55	224	40	65	15	3	11	48	0	1	2	15	0	61	3	2	5	.339	.531
	<b>COLORADO</b>	.232	91	181	17	42	9	1	5	19	0	1	2	18	2	64	1	0	0	.307	.376
2019	<b>COLORADO</b>	.250	141	480	70	120	22	1	24	83	1	1	1	56	1	160	5	1	14	.329	.450
2020	<b>COLORADO</b>	.215	52	172	23	9	6	1	9	26	0	1	2	18	0	66	0	1	4	.295	.419
<b>Minor League Totals</b>		<b>.297</b>	<b>624</b>	<b>2356</b>	<b>383</b>	<b>700</b>	<b>188</b>	<b>24</b>	<b>90</b>	<b>440</b>	<b>6</b>	<b>24</b>	<b>26</b>	<b>242</b>	<b>8</b>	<b>669</b>	<b>43</b>	<b>35</b>	<b>44</b>	<b>.366</b>	<b>.512</b>
<b>Major League Totals</b>		<b>.237</b>	<b>301</b>	<b>852</b>	<b>112</b>	<b>202</b>	<b>38</b>	<b>3</b>	<b>38</b>	<b>129</b>	<b>1</b>	<b>3</b>	<b>5</b>	<b>97</b>	<b>3</b>	<b>295</b>	<b>6</b>	<b>2</b>	<b>19</b>	<b>.318</b>	<b>.423</b>

**McMAHON'S CAREER POSTSEASON RECORD**

Year	Series	Team	Opp.	AVG	G	AB	R	H	2B	3B	HR	RBI	SAC	SF	HBP	BB	IBB	SO	SB	CS	GIDP	OBP	SLG	
2018	NLWC	COL	CHC	.000	1	1	0	0	0	0	0	0	0	0	0	0	0	0	0	0	0	0	.000	.000
	NLDS	COL	MIL	.000	3	2	0	0	0	0	0	0	0	0	0	1	0	1	0	1	0	.333	.000	
<b>Postseason Totals</b>				<b>.500</b>	<b>4</b>	<b>3</b>	<b>0</b>	<b>0</b>	<b>0</b>	<b>0</b>	<b>0</b>	<b>0</b>	<b>0</b>	<b>0</b>	<b>0</b>	<b>1</b>	<b>0</b>	<b>1</b>	<b>0</b>	<b>1</b>	<b>0</b>	<b>.250</b>	<b>.000</b>	

**McMAHON'S CAREER FIELDING**

POS.	G	GS	INN	TC	PO	A	E	DP	PCT
2B	160	134	1184.1	645	218	407	20	104	.969
1B	69	48	449.2	465	428	32	5	46	.989
3B	56	28	291.1	92	18	72	2	6	.278

**McMAHON'S CAREER TRANSACTIONS**

- 2013: Selected by Colorado in the second round of the First-Year Player Draft (signed by Jon Lukens).
- 2019: Placed on the 10-day injured list (sprained left elbow), April 6; reinstated from the injured list, April 18.

**WALK-OFF RBI (2)**

Date	Opp.	Pitcher	Play
8/11/18	LAD	J. Chargois	3-run home run
8/26/19	ATL	J. Blevins	2-run home run

**PINCH-HIT HOME RUNS (4)**

Date	Opp.	Pitcher	RBI
6/20/18	NYM	R. Gsellmen	3-run home run
9/4/18	SF	R. Moronta	Solo home run
5/3/19	ARI	T. McFarland	2-run home run
8/14/19	ARI	Y. Hirano	3-run home run

**MULTI-HOME RUN GAMES (5)**

No.	Date	Opp.	Pitcher(s)
2	4/18/19	PHI	Z. Eflin / V. Arano
2	5/19/19	at PHI	J. Eickhoff / J. Alvarez
2	8/17/19	MIA	A. Conley / W. Chen
2	9/15/19	SD	C. Quantrill / R. Erlin
2	8/20/20	HOU	C. Javier / R. Bailey



47

Ht: 6-3      Wt: 239      B/T: R/R  
**Opening Day Age:** 22  
**Born:** Aug. 17, 1998 in Santo Domingo Centro, D.R.  
**Major League Service:** 0.000  
**Contract:** Through 2021  
**Obtained:** Acquired via trade from St. Louis, Feb. 1, 2021  
**Pronunciation:** el-ee-OO-riss



# ELEHURIS MONTERO

INFIELDER

MONTERO

## CAREER HIGHLIGHTS

- Attending his first Major League Spring Training in 2021
- Acquired by Colorado, along with four other players, from St. Louis in exchange for Nolan Arenado on Feb. 1, 2021
- Was the Midwest League Most Valuable Player for 2018

**2020:** Spent the season on the Cardinals' alternate training site roster.

**2019:** Played a majority of his injury-shortened season with Double-A Springfield.

- Slashed .188/.235/.317 (42-for-224) in 59 games across two stints.
- Placed on the injured list with a wrist sprain on April 27.
- Played for the Glendale Desert Dogs in the Arizona Fall League and slashed .200/.333/.300 (10-for-50) with three doubles, one triple and one RBI over 15 games.

**2018:** Named a Midwest League Mid-Season and Post-Season All-Star, and was the first Cardinals player to be named a Midwest League Most Valuable Player since Albert Pujols in 2000.

- Led Cardinals Minor Leaguers in doubles (37) and ranked among leaders in hits (151, 2nd), RBI (82), runs (81, 3rd), batting average (.315, 7th), slugging percentage (.504, 7th) and home runs (16, 8th).

**2017:** Named a Gulf Coast League Post-Season All-Star.

- Led the Gulf Coast League in sacrifice flies (two), tied for the lead in extra-base hits (22), ranked third in RBI (36), fourth in doubles (16) and sixth in total bases (81).
- Following the season, was ranked as the ninth-best prospect in the Gulf Coast League.

**2016:** Slashed .260/.349/.352 in 61 games for the DSL Cardinals, his second season with the club.

**2015:** Played his first professional season for the DSL Cardinals at the age of 16.

- Batted .328 with runners in scoring position.

**PERSONAL:** His father, Francisco, pitched in the Phillies organization from 1996-2000

## MONTERO'S CAREER RECORD

Year	Team	AVG	G	AB	R	H	2B	3B	HR	RBI	SAC	SF	HBP	BB	IBB	SO	SB	CS	GDP	OBP	SLG
2015	DSL Cardinals	.252	57	230	31	58	9	1	3	30	0	6	3	26	0	56	0	1	4	.328	.339
2016	DSL Cardinals	.260	61	227	41	59	14	2	1	26	1	2	4	28	0	51	2	1	2	.349	.352
2017	GCL Cardinals	.277	52	173	30	48	16	1	5	36	0	6	7	22	1	33	0	2	6	.370	.468
2018	Peoria	.322	103	382	68	123	28	3	15	69	0	4	6	33	1	81	2	0	11	.381	.529
	Palm Beach	.286	24	98	13	28	9	0	1	13	0	1	2	5	1	22	1	0	3	.330	.408
2019	GCL Cardinals	.308	4	13	1	4	0	0	0	0	0	0	1	1	0	2	0	0	0	.400	.308
	Springfield	.188	59	224	23	42	8	0	7	18	0	0	0	14	0	74	0	1	3	.235	.317
2020	Alternate training site	-	-	-	-	-	-	-	-	-	-	-	-	-	-	-	-	-	-	-	-
	<b>Minor League Totals</b>	<b>.269</b>	<b>360</b>	<b>1347</b>	<b>207</b>	<b>362</b>	<b>84</b>	<b>7</b>	<b>32</b>	<b>192</b>	<b>1</b>	<b>19</b>	<b>23</b>	<b>129</b>	<b>3</b>	<b>319</b>	<b>5</b>	<b>5</b>	<b>29</b>	<b>.339</b>	<b>.413</b>

## MONTERO'S CAREER TRANSACTIONS

- 2014: Signed as a non-drafted international free agent, Aug. 29.
- 2021: Acquired by Colorado via trade, along with INF Mateo Gil, LHP Austin Gomber, RHP Tony Locey, and RHP Jake Sommers in exchange for INF Nolan Arenado and cash considerations.

# 44

Ht: 6-2      Wt: 242      B/T: R/R  
**Opening Day Age:** 24  
**Born:** June 29, 1996 in Valencia, Venezuela  
**Major League Service:** 0.054  
**Contract:** Through 2021  
**Obtained:** Signed as a Major League free agent,  
 Nov. 27, 2019  
**Pronunciation:** moo-HEE-cuh



## JOSÉ MUJICA

RIGHT-HANDED PITCHER

MUJICA

### CAREER HIGHLIGHTS

- Made his Major League debut Sept. 8, 2020 at San Diego
- Signed a one-year contract with Colorado on Nov. 27, 2019
- Missed all of 2019 after undergoing Tommy John surgery on Sept. 11, 2018
- Attended Major League Spring Training with Tampa Bay in 2018
- Mid-Season All-Star with Double-A Montgomery in 2017

#### MAJOR LEAGUE DEBUT

9/8/20 at San Diego

#### FIRST ML WIN

No Major League Wins

#### FIRST ML SAVE

No Major League Saves

**2020: Made his Major League debut Sept. 8 at San Diego ... struck out Jason Castro for his first Major League strikeout.**

- Allowed a grand slam to the first batter he faced (Wil Myers) and went on to pitch 2.2 innings while allowing seven runs (six earned) on eight hits with two walks and one strikeout.
- Made his second appearance in the final game of the season, Sept. 27 at Arizona (1.2 innings).
- Attended his second Major League Spring Training and made two appearances, allowing five runs on five hits with three walks and no strikeouts over a combined three innings.

**2019: Missed the entire 2019 season while recovering from Tommy John surgery.**

**2018: Assigned to Triple-A for the first time, where he went 5-1 with a 2.70 ERA (36.2 IP, 11 ER) in seven starts for the Durham Bulls, and attended his first Major League Spring Training.**

- Began the season with Durham before being placed on the seven-day disabled list on May 7 with a right arm strain ... made one rehab start for the GCL Rays prior to being reinstated and assigned to High-A Charlotte ... went 1-1 with a 5.79 ERA (18.2 IP, 12 ER) with Charlotte.
- Pitched two games in Spring Training and allowed one hit with two strikeouts over two innings of work.

**2017: Named a Mid-Season All-Star with Double-A Montgomery.**

- Made seven starts for the Biscuits in which he allowed one or fewer runs over seven or more innings pitched.
- Began the season with High-A Charlotte, where he went 1-0 with a 3.18 ERA (11.1 IP, 4 ER) over two starts prior to his April 16 promotion to Montgomery.

**2016: Spent the entire season with Single-A Bowling Green.**

- Recorded a career-high eight strikeouts three times ... had two starts of seven shutout innings (July 5 vs. Lake County, Aug. 13 at Fort Wayne).

**2015: Allowed two runs over 20.0 innings (0.90 ERA) across four starts for Rookie Level Princeton.**

**2014: Combined for three innings across two starts for the GCL Rays.**

**2013: Made his professional debut for the GCL Rays, making 21 appearances including five starts.**

**PERSONAL:** José Angel Mujica ... is one of five children, has two brothers and two sisters ... married to Gabriela, and they have a daughter, Sophia Valentina

- His favorite food is arepas filled with cheese and ham.

**(MUJICA, continued)**

**MUJICA'S CAREER RECORD**

Year	Team	W	L	ERA	G	GS	CG	SHO	GF	SV	IP	H	R	ER	HR	HB	BB	IBB	SO	WP	BK
2013	GCL Rays	3	2	3.09	12	5	0	0	2	1	32.0	32	14	11	0	1	3	0	20	3	0
2014	GCL Rays	0	0	0.00	2	2	0	0	0	0	3.0	4	1	0	0	0	0	0	2	0	0
2015	Princeton	1	0	0.90	4	4	0	0	0	0	20.0	12	2	2	0	0	3	0	20	0	0
	Bowling Green	1	4	4.20	8	8	0	0	0	0	45.0	47	24	21	2	0	7	1	22	0	1
2016	Bowling Green	8	4	3.46	24	24	0	0	0	0	130.0	127	54	50	13	4	35	0	100	7	0
2017	Charlotte	1	0	3.18	2	2	0	0	0	0	11.1	11	4	4	1	1	1	0	4	2	1
	Montgomery	13	8	3.03	25	25	0	0	0	0	154.1	128	56	52	18	2	44	0	86	3	0
2018	GCL Rays	0	0	3.86	1	1	0	0	0	0	2.1	4	1	1	0	0	0	0	4	0	0
	Charlotte	1	1	5.79	5	4	0	0	0	0	18.2	25	13	12	3	0	5	0	6	1	0
	Durham	5	1	2.70	7	7	0	0	0	0	36.2	31	13	11	1	2	10	0	34	0	0
2019	Did not pitch	-	-	---	-	-	-	-	-	-	-	-	-	-	-	-	-	-	-	-	-
2020	<b>COLORADO</b>	<b>0</b>	<b>0</b>	<b>12.46</b>	<b>2</b>	<b>0</b>	<b>0</b>	<b>0</b>	<b>1</b>	<b>0</b>	<b>4.1</b>	<b>10</b>	<b>7</b>	<b>6</b>	<b>2</b>	<b>0</b>	<b>2</b>	<b>0</b>	<b>1</b>	<b>0</b>	<b>0</b>
<b>Minor League Totals</b>		<b>33</b>	<b>20</b>	<b>3.26</b>	<b>90</b>	<b>82</b>	<b>0</b>	<b>0</b>	<b>2</b>	<b>1</b>	<b>453.1</b>	<b>421</b>	<b>182</b>	<b>164</b>	<b>38</b>	<b>10</b>	<b>108</b>	<b>1</b>	<b>298</b>	<b>16</b>	<b>2</b>
<b>Major League Totals</b>		<b>0</b>	<b>0</b>	<b>12.46</b>	<b>2</b>	<b>0</b>	<b>0</b>	<b>0</b>	<b>1</b>	<b>0</b>	<b>4.1</b>	<b>10</b>	<b>7</b>	<b>6</b>	<b>2</b>	<b>0</b>	<b>2</b>	<b>0</b>	<b>1</b>	<b>0</b>	<b>0</b>

**2020/CAREER HIGHS AND LOWS**

<b>Most IP</b> .....	2.2, Sept. 8, 2020 at SD
<b>Low-hit CG</b> .....	None
<b>Runs</b> .....	7, Sept. 8, 2020 at SD
<b>ER</b> .....	6, Sept. 8, 2020 at SD
<b>Hits</b> .....	8, Sept. 8, 2020 at SD
<b>HRs</b> .....	2, Sept. 8, 2020 at SD
<b>Walks</b> .....	2, Sept. 8, 2020 at SD
<b>Strikeouts</b> .....	1, Sept. 8, 2020 at SD
<b>10+ Strikeout Games</b> .....	None
<b>Win Streak</b> .....	No Wins
<b>Losing Streak</b> .....	No Losses

**MUJICA'S CAREER FIELDING**

Pos.	G	GS	INN	TC	PO	A	E	DP	PCT
P	2	0	4.1	1	0	1	0	0	1.000

**MUJICA'S CAREER TRANSACTIONS**

- 2012: Signed by Tampa Bay as a non-drafted international free agent, July 2.
- 2019: Signed by Colorado to a one-year contract, Nov. 27.

# 3

Ht: 6-1      Wt: 209      B/T: L/R  
**Opening Day Age:** 26  
**Born:** Jan. 17, 1995 in Elk Grove, Calif.  
**Major League Service:** 0.048  
**Contract:** Through 2021  
**Obtained:** Selected in the sixth round of the 2013 First-Year Player Draft  
**Pronunciation:** NOON-yehz



## DOM NUÑEZ

CATCHER

NUÑEZ

### CAREER HIGHLIGHTS

- Made his Major League debut on Aug. 13, 2019 vs. Arizona, going 1-for-4 with a home run, becoming the seventh player in Rockies history to hit a home run in his debut
- Named an MiLB.com Organization All-Star in 2015
- Transitioned from the infield to catcher prior to the 2014 season

#### MAJOR LEAGUE DEBUT

8/13/19 vs.ARI

#### FIRST ML HIT

8/13/19 vs.ARI (home run, Yoan López)

#### FIRST ML HOME RUN

8/13/19 vs.ARI (Yoan López)

**2020: Named to Colorado's 2020 player pool and spent the 60-game shortened season at the alternate training site in Denver.**

- Batted .200 (3-for-15) with two runs, one home run, four RBI, four walks and six strikeouts across 12 Spring Training games.

**2019: Played 16 games (10 starts) for Colorado in his debut season, following his Aug. 13 debut vs. Arizona.**

- First hit and home run on Aug. 13 vs. Arizona in his Major League debut ... became the seventh player in franchise history to hit a home run in his debut (last: Trevor Story, April 4, 2016 at Arizona) ... the eighth player in franchise history to record a home run as their first Major League hit.
- Recorded his first career multi-hit game on Aug. 21 at Arizona.
- Hit .244 (52-for-213) with a career-high 17 homers in 61 games at Albuquerque.

**2018: Spent his second season with Hartford as the club's starting catcher.**

- Started 70 games and batted .222 (72-for-324) with 12 doubles, nine home runs and 42 RBI.

**2017: Spent the entire season with Double-A Hartford, his first stint at that level.**

- Played for Salt River in the Arizona Fall League and batted .091 (4-for-44) with two doubles, one RBI, one walk and 12 strikeouts.

**2016: Attended his first Major League Spring Training prior to spending the entire season with High-A Modesto.**

- Played in a career-high 105 games for the Nuts, batting .241 with 13 doubles, two triples and 10 home runs.

**2015: Set career highs in runs (61), doubles (23), home runs (13) and RBI (53) with Low-A Asheville.**

- Led the club with 13 home runs, tied for the lead with 53 walks and ranked third with 53 RBI.

**2014: Used solely as a catcher in his second season with Rookie Level Grand Junction.**

- Started 37 games behind the plate, his first experience as a catcher.

**2013: Saw time at second base, shortstop and third base for Grand Junction in his first pro season.**

- Tied for the team lead with 11 stolen bases.

**PERSONAL:** Dominic Manuel Nuñez ... son of Manuel and Keri ... has two older siblings, Katie and Nick ... resides in Sacramento, Calif., in the offseason.

**HIGH SCHOOL/COLLEGE:** Graduated from Elk Grove High School in Elk Grove, Calif.

- Committed to play at UCLA prior to signing with the Rockies.
- Played on the 2012 USA Baseball 18-under National Team that won the 2012 IBAF Junior AAA/18U World Championship in Seoul, South Korea.

 @DOMNUNEZ9

**(NUÑEZ, continued)**

**2019/CAREER HIGHS AND LOWS**

<b>Hits</b> .....	2, Aug. 21 at ARI
<b>Home Runs</b> .....	1, 2x, last: Sept. 29 vs. MIL
<b>RBI</b> .....	1, 4x, last: Sept. 29 vs. MIL
<b>Hit Streak</b> .....	2, Sept. 6-12
<b>Runs</b> .....	1, 4x, last: Sept. 29 vs. MIL
<b>Doubles</b> .....	1, 3x, last: Sept. 12 vs. STL
<b>Triples</b> .....	No triples
<b>Total Bases</b> .....	4, last: Sept. 29 vs. MIL
<b>Walks</b> .....	1, 3x, last: Sept. 12 vs. STL
<b>Strikeouts</b> .....	4, Aug. 23 at STL
<b>Stolen Bases</b> .....	No stolen bases

**NUÑEZ'S CAREER RECORD**

Year	Team	AVG	G	AB	R	H	2B	3B	HR	RBI	SAC	SF	HBP	BB	IBB	SO	SB	CS	GIDP	OBP	SLG
2013	Grand Junction	.200	55	195	24	39	13	1	3	23	1	2	1	18	0	34	11	8	3	.269	.323
2014	Grand Junction	.313	46	176	30	55	12	0	8	40	0	1	0	21	1	28	5	7	3	.384	.517
2015	Asheville	.282	104	373	61	105	23	0	13	53	7	4	4	53	1	55	7	7	8	.373	.448
2016	Modesto	.241	105	390	44	94	13	2	10	51	4	7	0	49	3	91	8	1	8	.321	.362
2017	Hartford	.202	95	297	37	60	10	1	11	28	3	3	8	53	2	83	7	1	0	.335	.354
2018	Hartford	.222	92	324	34	72	12	0	9	42	2	3	2	46	3	73	8	6	8	.320	.343
2019	Albuquerque	.244	61	213	43	52	14	1	17	42	0	3	6	35	1	69	2	0	1	.362	.559
	<b>COLORADO</b>	<b>.179</b>	<b>16</b>	<b>39</b>	<b>4</b>	<b>7</b>	<b>3</b>	<b>0</b>	<b>2</b>	<b>4</b>	<b>0</b>	<b>1</b>	<b>0</b>	<b>3</b>	<b>0</b>	<b>17</b>	<b>0</b>	<b>0</b>	<b>0</b>	<b>.233</b>	<b>.410</b>
2020	Did not play	---	--	--	--	--	--	--	--	--	--	--	--	--	--	--	--	--	--	---	---
	<b>Minor League Totals</b>	<b>.242</b>	<b>558</b>	<b>1968</b>	<b>273</b>	<b>477</b>	<b>97</b>	<b>5</b>	<b>71</b>	<b>279</b>	<b>17</b>	<b>23</b>	<b>21</b>	<b>275</b>	<b>11</b>	<b>433</b>	<b>48</b>	<b>30</b>	<b>31</b>	<b>.338</b>	<b>.405</b>
	<b>Major League Totals</b>	<b>.179</b>	<b>16</b>	<b>39</b>	<b>4</b>	<b>7</b>	<b>3</b>	<b>0</b>	<b>2</b>	<b>4</b>	<b>0</b>	<b>1</b>	<b>0</b>	<b>3</b>	<b>0</b>	<b>17</b>	<b>0</b>	<b>0</b>	<b>0</b>	<b>.233</b>	<b>.410</b>

**NUÑEZ'S CAREER TRANSACTIONS**

– 2013: Selected by Colorado in the sixth round of the First-Year Player Draft (signed by Gary Wilson).



# 45

**Ht:** 6-2      **Wt:** 208      **B/T:** R/R  
**Opening Day Age:** 31  
**Born:** March 13, 1990 in Tewksbury, Mass.  
**Major League Service:** 5.063  
**Contract:** Through 2022, club option for 2023  
**Obtained:** Selected in the 15th round of the 2012 First-Year Player Draft



## SCOTT OBERG

RIGHT-HANDED PITCHER

OBERG

### CAREER HIGHLIGHTS

- His 259 games since 2015 are the most by a Rockies pitcher over that span, 13th in franchise history
- Career 3.70 ERA (136.1 IP, 56 ER) at Coors Field is third all-time among Colorado relievers, fourth among all Rockies pitchers (min. 100 IP)
- Has been sidelined three times with axillary artery thrombosis (blood clot) in his right arm (2016, 2019, 2020)
- His 3.85 career ERA (257.1 IP, 110 ER) is seventh all-time among Rockies relief pitchers, ninth among all Rockies pitchers (min. 200.0 IP)
- Has gone 14-2 with a 2.35 ERA (114.2 IP, 30 ER) in 105 appearances since 2018 ... ranks fifth among MLB relievers in ERA (min. 100 appearances) in that span
- Winner in the 2018 National League Wild Card Game against the Chicago Cubs, becoming the first reliever to win a postseason game when facing at least four batters and striking out all of them

#### MAJOR LEAGUE DEBUT

4/14/15 at SF

#### FIRST ML WIN

4/14/15 at SF

#### FIRST ML SAVE

5/31/15 at PHI

**2020: Did not pitch after being placed on the 10-day injured list on July 23 with blood clots in his right arm (transferred to the 60-day on Aug. 2).**

- Made three Spring Training appearances, earning no decisions across three appearances (2.2 IP, 3 H, 0 R, 3 SO).

**2019: Among National League relievers, ranked third in ERA (2.25), tied for seventh in wins (seven) and 14th in opponent's batting average (.196).**

- Made 49 relief appearances before being placed on the 10-day injured list on Aug. 18 with axillary artery thrombosis (blood clot) in his right arm ... transferred to the 60-day IL on Aug. 19.
- Went 5-0 with four saves and a 1.71 ERA (31.2 IP, 6 ER) in 28 appearances at home ... did not allow a home run at home, the second pitcher in franchise history to make at least 25 appearances at Coors Field without allowing a homer (Boone Logan, 2016) ... limited opponents to a .191 batting average at Coors Field.
- Went 5-1 with a 1.24 ERA (43.2 IP, 6 ER) and a .159 opponent's batting average in 38 appearances prior to the All-Star break ... ERA was second-lowest among NL relievers.
- Scored upon in 11 games, including four times over his last 10 appearances.
- Pitched more than one inning 12 times, including a career-high-tying two innings six times ... posted a 0.43 ERA (21.0 IP, 1 ER) when pitching more than one inning.
- After being reinstated from the 10-day injured list on June 27, 2018, went 13-2 with a 2.04 ERA (97.0 IP, 22 ER) ... 13 wins second-most among Major League relievers, 2.04 ERA fifth in MLB and second in the NL (min. 80 appearances).
- Underwent two procedures in August, including one at UHealth to dissolve the clot in the axillary artery, between the shoulder and the elbow ... a second procedure, performed by St. Louis vascular surgeon Dr. Robert Thompson at Barnes-Jewish Hospital at Washington University, cleaned out scar tissue, dissected the artery and made it wider to allow greater blood flow.

**2018: Recorded eight wins, which was tied for first among National League relievers, and was scoreless in 47 of his 56 outings across two Major League stints.**

- Winning pitcher in the National League Wild Card Game against the Chicago Cubs, becoming the first reliever to win a postseason game when facing at least four batters and striking out all of them.
- Recorded three consecutive wins July 15-21, first Rockies pitcher to accomplish that feat and the first time a Major League pitcher has won in three straight team victories since Billy Koch for the Oakland A's, Sept. 1-4, 2002.
- On the Opening Day roster and then optioned to Triple-A Albuquerque on April 24 ... went 1-0 with a 1.76 ERA (15.1 IP, 3 ER) in 13 relief appearances for the Isotopes ... recalled May 28.

**(OBERG, continued)**

- Had a 1.60 ERA (8 ER, 45.0 IP) from June 1 through the end of the season, the lowest ERA over that span among NL relief pitchers (min. 45.0 IP).
- Made one stint on the disabled list, June 10-27 (back strain), and one on the paternity list, Aug. 14-17.
- Had an 8.2-inning scoreless streak snapped on a home run July 10 (A.J. Pollock), his first home run allowed since Sept. 24, 2017 at San Diego.
- His 53.2 percentage of inherited runners scored was the highest in NL ... second in NL with 47 inherited runners ... first in MLB with 25 runners scored.
- Scoreless over 11 appearances from Aug. 30-Sept. 18 (12.2 IP), before allowing a three-run home run on Sept. 19 (Yasiel Puig) at Dodger Stadium ... allowed four runs across 23 games after Aug. 10 (1.46 ERA, 24.0 IP).
- Appeared in each of the Rockies four postseason games, going 1-0 with a 4.91 ERA (3.2 IP, 2 ER), four hits, no walks and 10 strikeouts ... allowed both of his earned runs in NLDS Game 3 at Colorado vs. Milwaukee ... struck out 12 of his 17 batters faced in five career postseason appearances.
- Fanned the Cubs' Albert Almora Jr. for the final out at Wrigley Field in the 2-1, 13-inning National League Wild Card game on Oct. 2 in the longest postseason elimination game in Major League history (4:55).

**2017: Spent the majority of the year with the Rockies, appearing in a career-high 66 games.**

- Pitched two or more innings four times ... his only decision was a loss at Philadelphia on May 27.
- Recorded a 2.25 ERA (12.0 IP, 3 ER) in 13 appearances in September ... allowed four hits and two runs over his first nine games (April 3-23) for a 2.00 ERA.
- Made three appearances at Triple-A Albuquerque after Aug. 5 option ... allowed one earned run over 4.1 innings ... returned to Colorado for the rest of the season, Aug. 18.
- In nine games vs. Arizona, recorded an 0.82 ERA (11.0 IP, 1 ER) ... logged a 2.38 ERA (11.1 IP, 3 ER) in 13 games against the Los Angeles-NL.
- Got the final two outs in the second inning in relief of starter Jon Gray on Oct. 4 in the Wild Card game at Arizona, his first postseason experience.

**2016: Appeared in 24 Major League games before being diagnosed with axillary artery thrombosis in August.**

- Scored upon in eight of 24 outings across three stints with the Rockies in his second Major League season.
- Originally recalled from Triple-A April 25 and optioned May 20 ... scored upon in three of eight outings in that span, with a 4.76 ERA (11.1 IP, 6 ER).
- Recalled July 23 and made 15 appearances before being placed on the 15-day disabled list on Aug. 22 with axillary artery thrombosis ... transferred to the 60-day disabled list Aug. 26 ... subsequently underwent surgery after tests revealed blood clots in his right arm.
- Went 1-1 with one save and a 6.39 ERA (12.2 IP, 9 ER) over those 15 appearances.
- Recorded his only win of the season Aug. 11 at Texas.
- Was 1-0 with nine saves in 10 opportunities in 27 appearances at Triple-A ... notched a 2.43 ERA (29.2 IP, 8 ER) ... had a 1.80 ERA (14.0 IP, 2 ER) in 13 home games with Albuquerque.

**2015: Appeared in 64 Major League games over three different stints with the Rockies.**

- Made his debut April 14 at San Francisco, pitching a scoreless inning and allowing one hit in a 4-1 victory.
- First Rockie to win his Major League debut since Tyler Matzek vs. Atlanta, June 11, 2014 ... first Colorado reliever to win debut since Alberto Arias, May 1, 2007 at San Francisco.
- Converted his first Major League save May 31 at Philadelphia in a 4-1 victory, allowing one hit in one inning.
- Also won games May 19 vs. Philadelphia and Aug. 7 at Washington ... lost four times: May 10 vs. the Dodgers, Aug. 2 at St. Louis, Aug. 28 at Pittsburgh and Sept. 1 in game two of a doubleheader vs. Arizona.
- Stranded 31 of 39 inherited runners (20.5% scored), ranking 10th in the National League.
- On April 19 at Los Angeles-NL, allowed three home runs and recorded one out in the sixth inning.

**2014: Spent his third professional season at Double-A Tulsa, going 15-for-15 in save opportunities, but appeared in just 27 games due to a strained shoulder.**

- Placed on the 7-day disabled list June 13, and pitched only twice more, July 31 and Aug. 3, for a combined two innings.
- Made six appearances after May due to injury...despite the injury, was named to the Texas League Mid-Season All-Star team.
- Earned a save in four straight outings, June 1-8, his longest such streak of the season.

**2013: A California League All-Star, led the High-A Modesto Nuts in appearances with 56 and ranked second in the league.**

- His 1.86 ERA (53.1 IP, 11 ER) ranked third among all California League pitchers (min. 40 appearances).
- Also led the league with 33 saves, which were the most among Rockies organizational pitchers.
- Limited right-handed hitters to a .170 clip (19-for-112) and left-handed hitters to .190 (15-for-79) ... pitched one inning in the 2013 California-Carolina League All-Star game.

**2012: Relieved in 25 games for Rookie Level Grand Junction in his first professional campaign and led the Pioneer League with 13 saves en route to being named a Post-Season All-Star.**

**(OBERG, continued)**

2019	HIGHS AND LOWS	CAREER
2.0, 6x, last: July 14 vs. CIN	<b>Most IP</b> .....	2.0, 23x, last: July 14, 2019 vs. CIN
None	<b>Low-hit CG</b> .....	None
4, Aug. 9 at SD	<b>Runs</b> .....	5, 3x, last: April 23, 2018 vs. SD
4, Aug. 9 at SD	<b>ER</b> .....	5, April 23, 2018 vs. SD
3, 2x, last: Aug. 9 at SD	<b>Hits</b> .....	4, 6x, last: April 18, 2018 at PIT
1, 5x, last: Aug. 9 at SD	<b>HRs</b> .....	3, April 19, 2015 at LAD
3, April 3 at TB	<b>Walks</b> .....	3, 2x last: April 3, 2019 at TB
3, 4x, last: June 27, 2019 vs. LAD	<b>Strikeouts</b> .....	3, 15x, last: June 27, 2018 vs. LAD
None	<b>10+ Strikeout Games</b> .....	None
5, May 5-June 20	<b>Win Streak</b> .....	7, April 13-Sept. 18, 2018
1, June 23	<b>Losing Streak</b> .....	2, Aug-28-Sept. 1, 2015

**PERSONAL:** Scott Michael Oberg ... married to Diana, a nurse practitioner ... they reside in Sewell, N.J., in the offseason ... welcomed a daughter, Charlotte Rose, in August 2018.

- Son of Royd and Teresa, who reside in his hometown of Tewksbury, Mass ... has one brother, Jeffrey.
- An avid soccer fan and supports Tottenham Hotspur F.C. (England).
- Enjoys reading in his free time.

**HIGH SCHOOL/COLLEGE:** Attended and pitched at Tewksbury Memorial High School in Tewksbury, Mass.

- Attended the University of Connecticut, where he played with Houston Astros outfielder George Springer, Red Sox pitcher Matt Barnes and Arizona Diamondbacks infielder Nick Ahmed.



**OBERG**

**OBERG'S CAREER RECORD**

Year	Team	W	L	ERA	G	GS	CG	SHO	GF	SV	IP	H	R	ER	HR	HB	BB	IBB	SO	WP	BK
2012	Grand Junction	0	2	2.33	25	0	0	22	13		27.0	20	9	7	2	0	6	0	29	0	0
2013	Modesto	1	6	1.86	56	0	0	0	49	33	53.1	34	14	11	4	0	27	1	61	3	0
2014	Tulsa	0	1	2.63	27	0	0	0	24	15	27.1	22	8	8	1	1	6	0	21	1	0
2015	Albuquerque	1	0	1.13	7	0	0	0	4	2	8.0	14	1	1	0	0	2	0	11	0	0
	<b>COLORADO</b>	<b>3</b>	<b>4</b>	<b>5.09</b>	<b>64</b>	<b>0</b>	<b>0</b>	<b>0</b>	<b>11</b>	<b>1</b>	<b>58.1</b>	<b>58</b>	<b>35</b>	<b>33</b>	<b>10</b>	<b>6</b>	<b>31</b>	<b>2</b>	<b>44</b>	<b>6</b>	<b>1</b>
2016	Albuquerque	1	0	2.43	27	0	0	0	22	9	29.2	16	8	8	1	1	11	0	36	3	0
	<b>COLORADO</b>	<b>1</b>	<b>1</b>	<b>5.19</b>	<b>24</b>	<b>0</b>	<b>0</b>	<b>0</b>	<b>9</b>	<b>1</b>	<b>26.0</b>	<b>26</b>	<b>15</b>	<b>15</b>	<b>3</b>	<b>1</b>	<b>11</b>	<b>2</b>	<b>20</b>	<b>3</b>	<b>0</b>
2017	Albuquerque	1	0	2.08	3	0	0	0	2	0	4.1	2	1	1	0	0	1	0	5	0	0
	<b>COLORADO</b>	<b>0</b>	<b>1</b>	<b>4.94</b>	<b>66</b>	<b>0</b>	<b>0</b>	<b>0</b>	<b>12</b>	<b>0</b>	<b>58.1</b>	<b>70</b>	<b>35</b>	<b>32</b>	<b>4</b>	<b>2</b>	<b>24</b>	<b>2</b>	<b>55</b>	<b>3</b>	<b>0</b>
2018	Lancaster #	0	0	0.00	1	0	0	0	0	0	1.0	0	0	0	0	0	1	0	1	1	0
	Albuquerque	1	0	1.76	13	0	0	0	7	3	15.1	14	3	3	1	0	2	0	14	1	0
	<b>COLORADO</b>	<b>8</b>	<b>1</b>	<b>2.45</b>	<b>56</b>	<b>0</b>	<b>0</b>	<b>0</b>	<b>7</b>	<b>0</b>	<b>58.2</b>	<b>45</b>	<b>17</b>	<b>16</b>	<b>4</b>	<b>3</b>	<b>12</b>	<b>0</b>	<b>57</b>	<b>3</b>	<b>0</b>
2019	<b>COLORADO</b>	<b>6</b>	<b>1</b>	<b>2.25</b>	<b>49</b>	<b>0</b>	<b>0</b>	<b>0</b>	<b>18</b>	<b>5</b>	<b>56.0</b>	<b>39</b>	<b>18</b>	<b>14</b>	<b>5</b>	<b>0</b>	<b>23</b>	<b>2</b>	<b>58</b>	<b>3</b>	<b>0</b>
<b>Minor League Totals</b>		<b>5</b>	<b>9</b>	<b>2.11</b>	<b>159</b>	<b>0</b>	<b>0</b>	<b>0</b>	<b>130</b>	<b>75</b>	<b>166.0</b>	<b>122</b>	<b>44</b>	<b>39</b>	<b>9</b>	<b>2</b>	<b>56</b>	<b>1</b>	<b>179</b>	<b>8</b>	<b>0</b>
<b>Major League Totals</b>		<b>18</b>	<b>8</b>	<b>3.85</b>	<b>259</b>	<b>0</b>	<b>0</b>	<b>0</b>	<b>57</b>	<b>7</b>	<b>257.1</b>	<b>238</b>	<b>120</b>	<b>110</b>	<b>26</b>	<b>12</b>	<b>101</b>	<b>8</b>	<b>234</b>	<b>18</b>	<b>1</b>

# Minor League rehab

**OBERG'S CAREER POSTSEASON RECORD**

Year	Series	Team	Opp	W	L	ERA	G	GS	CG	SHO	GF	SV	IP	H	R	ER	HR	HB	BB	IBB	SO	WP	BK	
2017	NLWC	COL	ARI	0	0	0.00	1	0	0	0	0	0	0.2	0	0	0	0	0	0	0	0	2	0	0
2018	NLWC	COL	CHC	1	0	0.00	1	0	0	0	1	0	1.1	0	0	0	0	0	0	0	0	4	0	0
	NLDS	COL	MIL	0	0	7.71	3	0	0	0	0	0	2.1	4	2	2	0	0	0	0	6	1	1	
<b>Postseason Totals</b>				<b>1</b>	<b>0</b>	<b>4.15</b>	<b>5</b>	<b>0</b>	<b>0</b>	<b>0</b>	<b>1</b>	<b>0</b>	<b>4.1</b>	<b>4</b>	<b>2</b>	<b>2</b>	<b>0</b>	<b>0</b>	<b>0</b>	<b>0</b>	<b>12</b>	<b>1</b>	<b>1</b>	

**OBERG'S CAREER FIELDING**

POS.	G	GS	INN	TC	PO	A	E	DP	PCT
P	259	0	257.1	46	15	31	0	3	1.000

**(OBERG, continued)**

**OBERG'S CAREER TRANSACTIONS**

- 2012: Selected by Colorado in the 15th round of the First-Year Player Draft (signed by Mike Garlatti).
- 2016: Placed on the 15-day disabled list (axillary artery thrombosis, right arm), Aug. 22; transferred to 60-day disabled list, Aug 26; reinstated from the 60-day disabled list, Nov. 7.
- 2018: Placed on the 10-day disabled list (back strain), June 10; sent to Minors for rehabilitation (Albuquerque), June 23; reinstated from the 10-day disabled list, June 27; placed on the paternity list, Aug 14; reinstated from the paternity list, Aug. 17.
- 2019: Placed on the 10-day injured list (axillary artery thrombosis, right arm), Aug. 18; transferred to 60-day injured list, Aug 19; reinstated from the 60-day injured list, Nov. 4; agreed to three-year contract with a club option for 2023, Dec. 11.
- 2020: Placed on the 10-day injured list (blood clots in right arm), July 23 ... transferred to 60-day injured list, Aug. 2; reinstated from the 60-day injured list, Nov. 1.

73

Ht: 6-2      Wt: 215      B/T: L/L  
**Opening Day Age:** 20  
**Born:** Aug. 8, 2000 in San Francisco de Macoris, D.R.  
**Major League Service:** 0.000  
**Contract:** Through 2021  
**Obtained:** Signed as a non-drafted international free agent, Aug. 12, 2016  
**Pronunciation:** el-CREES oh-li-VAH-rez



# HELCRIS OLIVAREZ

LEFT-HANDED PITCHER

## CAREER HIGHLIGHTS

- Selected to the Rockies' 40-man roster on Nov 20, 2020
- Attending his first Major League Spring Training in 2021
- Led the Grand Junction Rockies with 61 strikeouts in 2019

**2020: Named to Colorado's 2020 player pool and spent the 60-game shortened season at the alternate training site in Denver.**

- Participated in Instructional League in Arizona during the offseason ... added to the 40-man roster on Nov. 20.

**2019: Led the Rookie Level Grand Junction Rockies with 61 strikeouts.**

- Made three starts with the DSL Rockies to begin the season before being assigned to Grand Junction on June 25.
- Combined across both levels to go 4-4 with a 3.86 ERA (60.2 IP, 26 ER), 31 walks and 82 strikeouts.
- Allowed one run over his three starts (14.0 IP) with the DSL Rockies.

**2018: Made 13 starts with the DSL Rockies, going 6-1 with a 2.30 ERA (54.2 IP, 14 ER).**

- Struck out seven batters over three scoreless innings in his first start, June 2.
- Allowed more than one run just three times.

**2017: Made 17 relief appearances and one start for the DSL Rockies in his first professional season.**

- Made his professional debut on June 7, pitching 1.2 innings of relief, and allowed four runs on two hits with two walks and two strikeouts.
- Struck out a season-high five batters over three innings in his one start, Aug. 21.

## OLIVAREZ'S CAREER RECORD

Year	Team	W	L	ERA	G	GS	CG	SHO	GF	SV	IP	H	R	ER	HR	HB	BB	IBB	SO	WP	BK
2017	DSL Rockies	0	1	3.55	18	1	0	0	2	0	33.0	24	13	13	0	2	17	1	25	11	1
2018	DSL Rockies	4	1	2.78	9	9	0	0	0	0	35.2	25	17	11	1	1	22	0	26	6	1
	DSL Colorado	2	0	1.42	4	4	0	0	0	0	19.0	11	3	3	0	1	4	0	24	4	0
2019	DSL Rockies	1	0	0.64	3	3	0	0	0	0	14.0	7	1	1	0	1	7	0	21	2	0
	Grand Junction	3	4	4.82	11	11	0	0	0	0	46.2	47	30	25	9	5	24	0	61	6	0
<b>Minor League Totals</b>		<b>10</b>	<b>6</b>	<b>3.22</b>	<b>45</b>	<b>28</b>	<b>0</b>	<b>0</b>	<b>2</b>	<b>0</b>	<b>148.1</b>	<b>114</b>	<b>64</b>	<b>53</b>	<b>10</b>	<b>10</b>	<b>74</b>	<b>1</b>	<b>177</b>	<b>29</b>	<b>2</b>

## OLIVAREZ'S CAREER TRANSACTIONS

- 2016: Signed by Colorado as a non-drafted international free agent, Aug. 12.



@HELCRISOLIVAREZ27

OLIVAREZ



# 12

Ht: 5-10    Wt: 185    B/T: R/R  
**Opening Day Age:** 29  
**Born:** Aug. 12, 1991 in Charleston, S.C.  
**Major League Service:** 6.131  
**Contract:** Through 2021  
**Obtained:** Signed as a Minor League free agent, Jan. 29, 2021



## CHRIS OWINGS

INFIELDER / NON-ROSTER INVITEE

OWINGS

### CAREER HIGHLIGHTS

- Started at a different position on Opening Day in three consecutive seasons: shortstop in 2014, second base in 2015 and center field in 2016
- Since his 2013 debut, his 83.3% stolen-base rate ranks eighth in the Majors (min. 50 attempts)
- Hit a home run in six consecutive games with Triple-A Pawtucket in the Red Sox organization from July 20-26, 2019, a franchise record

#### MAJOR LEAGUE DEBUT

9/3/13 with ARI vs. TOR

#### FIRST ML HIT

9/7/13 with ARI at SF (single, Matt Cain)

#### FIRST ML HOME RUN

5/6/14 with ARI at MIL (Marco Estrada)

#### 2020: Signed with Colorado on Jan. 3 and appeared in 17 games for the Rockies.

- Played out as a pinch-hitter in his first appearance on Aug. 19, going 2-for-4 ... was placed on the 10-day injured list on Aug. 20 with a strained left hamstring and missed the remainder of the season.
- Recorded a season-high three hits on Aug. 1 vs. San Diego ... hit his first home run of the season Aug. 3 vs. San Diego.
- Across 10 home games, batted .370 (10-for-27) with seven runs, one double, two home runs and five RBI.

#### 2019: Hit a combined .139 (25-for-180) with six doubles, one triple, three home runs, 14 RBI and five stolen bases in 67 games between Kansas City and Boston.

- Made the Royals' Opening Day roster and finished the season with the Red Sox, after signing with Boston as a Minor League free agent on June 17 ... was designated for assignment by Kansas City on May 31, released on June 4 and cleared waivers on June 6.
- Started 36 of the Royals' first 56 games of the season through May 30, including 13 starts at second base, 11 in the outfield, nine at third base and three at shortstop.
- Made his first career pitching appearance on May 16 vs. Texas, allowing four runs over 1.2 innings in a 16-1 loss to the Rangers.
- Appeared in 44 games with Triple-A Pawtucket before having his contract purchased by the Red Sox on Aug. 11 ... named an Organizational All-Star by MiLB.com after batting .325 (53-for-163) with 11 doubles, 11 home runs and 34 RBI.
- Set the Pawtucket record for consecutive games with a home run, homering in six straight games July 20-26 ... named the International League Player of the Week for July 22-28.

#### 2018: Played in 106 games with Arizona, including starts in right field (33), center field (10), third base (nine), second base (eight) and left field (three).

- Flied out as a pinch-hitter in his first appearance on March 29, before recording a hit in each of his next nine games from March 30-April 9, the third-longest hitting streak of his career.
- Hit a game-tying, three-run home run off Kenley Jansen in the ninth inning on April 2 vs. the Dodgers, the 10th game-tying home run with two outs in the ninth inning in Diamondbacks history.
- Hit .265 (9-for-34) in 16 games following his recall from Triple-A Reno on Sept. 1, after batting .198 (49-for-247) in 90 games with Arizona in his first stint.

#### 2017: Set career highs in home runs (12) and RBI (51), despite being limited to 97 games due to a fractured right middle finger suffered on July 30.

- Had the first walk-off hit on Opening Day in Diamondbacks history on April 2 vs. San Francisco, a two-out single off Mark Melancon in the ninth inning to break a 5-5 tie.
- Hit .316 (60-for-190) with 29 RBI in 51 games through May, the fifth-highest average in the National League (min. 200 plate appearances) ... hit .215 (37-for-172) in 46 games from June 1 until his injury on July 30.

**(OWINGS, continued)**

**2016: Recorded a career-high 121 hits and 21 stolen bases, and tied for the Major League lead with 11 triples across 119 games with Arizona.**

- Led the Majors and set a Diamondbacks record with a 91.3 stolen-base percentage (21 stolen bases, two caught stealing), the best stolen base rate by a National League player since Everth Cabrera in 2012 (91.7).
- Became the first player in the Majors since 1977 to record at least 400 innings in center field (403) and at shortstop (585.2) in a single season ... the only others to accomplish the feat were Bob Taylor (1977) and Mickey Stanley (1965).

**2015: Batted .227 (117-for-515) with 27 doubles, five triples, four home runs, 43 RBI and 16 stolen bases in a career-high 147 games with Arizona.**

- Appeared in 115 games at second base and 35 at shortstop, combining to post a .991 fielding percentage (five errors in 547 chances).
- Recorded his first career walk-off hit, an RBI single on Aug. 9 vs. Cincinnati.

**2014: Made his first career Opening Day roster, going on to appear in 91 games with Arizona.**

- Missed over two months from June 26-Sept. 2 due to a left shoulder injury suffered in late June ... underwent surgery on his left labrum on Oct. 2.
- Ranked among NL rookie leaders in slugging percentage (.406, 4th), batting average (.261, 5th), doubles (15, 5th) and extra-base hits (27, 5th).
- Named NL Rookie of the Month for April after hitting .313 (26-for-83) ... his 26 hits in March/April were the second-most by a Arizona rookie over that period and the most by an NL rookie since the Mets' Kirk Niewenhuis (26) in 2012.

**2013: Made his Major League debut on Sept. 3 vs. Toronto, going on to appear in 20 games with Arizona in his first Major League season.**

- Recorded his first Major League hit on Sept. 7 at San Francisco, a single off Matt Cain.
- Participated in the MLB All-Star Futures Game at Citi Field.
- Named the Pacific Coast League Most Valuable Player and Rookie of the Year ... was also named a PCL Mid-Season and Post-Season All-Star, the Topps PCL Player of the Year and the Diamondbacks' Minor League Player of the Year.

**2012: Batted .290 with 26 doubles, five triples and 17 home runs in 128 combined games between High-A Visalia and Double-A Mobile.**

- A California League Mid-Season All-Star.
- Named to the Arizona Fall League Rising Stars Game.

**2011: Hit .246 with 29 doubles, six triples, 11 home runs and 50 RBI in 121 games with Visalia.**

**2010: Named a Midwest League Mid-Season All-Star.**

**2009: Appeared in 24 games with Rookie Level Missoula in his first professional season.**

2020	HIGHS AND LOWS	CAREER
3, Aug. 1 vs. SD.....	<b>Hits</b> .....	4, 2x, last: Sept. 3, 2016 at COL
1, 2x, last: Aug. 10 vs. ARI.....	<b>Home Runs</b> .....	2, 2x, last: June 30, 2017 vs. COL
1, 4x, last: Aug. 19 vs. HOU.....	<b>RBI</b> .....	4, 2x, last: April 24, 2017 vs. SD
3, Aug. 1-3.....	<b>Hit Streak</b> .....	12, June 10-26, 2017
2, Aug. 3 vs. SF.....	<b>Runs</b> .....	4, May 17, 2014 vs. LAD
1, Aug. 6 vs. SF.....	<b>Doubles</b> .....	2, 9x, last: June 10, 2018 at COL
None.....	<b>Triples</b> .....	1, 24x, last: April 2, 2019 vs. MIN
5, Aug. 3 vs. SF.....	<b>Total Bases</b> .....	9, 2x, last: June 3, 2014 at COL
1, 3x, last: Aug. 7 at SEA.....	<b>Walks</b> .....	2, 10x, last: April 14, 2019 vs. CLE
2, 3x, last: Aug. 9 at SEA.....	<b>Strikeouts</b> .....	4, 5x, last: May 30, 2019 at TEX
1, Aug. 1 vs. SD.....	<b>Stolen Bases</b> .....	2, 8x, last: May 19, 2018 at NYM

**PERSONAL:** Christopher Scott Owings ... son of John and Sherri ... married to wife, Brittany, and resides in Paradise Valley, Ariz.

- Has two brothers: Connor and Kyle.
- Brother Connor played for the 2016 College World Series Champion Coastal Carolina University.
- Mother Sherri donated a kidney to younger brother Connor in March 2018 ... Connor had been suffering from a chronic kidney disease.

**HIGH SCHOOL/COLLEGE:** Graduated from Gilbert High School (S.C.) in 2009.

- Committed to play baseball at the University of South Carolina before signing with the Arizona Diamondbacks.



**(OWINGS, continued)**

**OWINGS' CAREER RECORD**

Year	Team	AVG	G	AB	R	H	2B	3B	HR	RBI	SAC	SF	HBP	BB	IBB	SO	SB	CS	GDP	OBP	SLG
2009	Missoula	.306	24	108	20	33	5	1	2	10	0	0	0	3	0	25	3	0	0	.324	.426
2010	South Bend	.298	62	255	39	76	19	2	5	28	2	3	2	9	0	50	1	3	7	.323	.447
2011	Visalia	.246	121	521	67	128	29	6	11	50	8	4	7	15	0	130	10	4	5	.274	.388
2012	Visalia	.324	59	241	51	78	16	2	11	24	0	1	2	13	0	63	8	3	3	.362	.544
	Mobile	.263	69	297	35	78	10	3	6	28	1	0	1	11	0	69	4	3	5	.291	.377
2013	Reno	.330	125	546	104	180	31	8	12	81	4	0	3	22	2	99	20	7	14	.359	.482
	<b>ARIZONA</b>	<b>.291</b>	<b>20</b>	<b>55</b>	<b>5</b>	<b>16</b>	<b>5</b>	<b>0</b>	<b>0</b>	<b>5</b>	<b>0</b>	<b>0</b>	<b>0</b>	<b>6</b>	<b>1</b>	<b>10</b>	<b>2</b>	<b>0</b>	<b>0</b>	<b>.361</b>	<b>.382</b>
2014	AZL D-backs #	.571	3	7	1	4	0	0	0	2	0	0	0	3	0	0	5	0	0	.700	.571
	Reno #	.250	10	40	6	10	1	0	0	1	0	0	0	0	0	9	3	0	0	.250	.275
	<b>ARIZONA</b>	<b>.261</b>	<b>91</b>	<b>310</b>	<b>34</b>	<b>81</b>	<b>15</b>	<b>6</b>	<b>6</b>	<b>26</b>	<b>2</b>	<b>2</b>	<b>16</b>	<b>0</b>	<b>67</b>	<b>8</b>	<b>1</b>	<b>4</b>	<b>300</b>	<b>.406</b>	
2015	<b>ARIZONA</b>	<b>.227</b>	<b>147</b>	<b>515</b>	<b>59</b>	<b>117</b>	<b>27</b>	<b>5</b>	<b>4</b>	<b>43</b>	<b>7</b>	<b>3</b>	<b>1</b>	<b>26</b>	<b>3</b>	<b>144</b>	<b>16</b>	<b>4</b>	<b>9</b>	<b>.264</b>	<b>.322</b>
2016	AZL D-backs #	.200	2	5	2	1	0	0	0	0	0	0	0	1	0	1	1	0	0	.333	.200
	Reno #	.611	5	18	7	11	1	1	1	6	0	0	0	3	0	3	0	1	0	.667	.944
	<b>ARIZONA</b>	<b>.277</b>	<b>119</b>	<b>437</b>	<b>52</b>	<b>121</b>	<b>24</b>	<b>11</b>	<b>5</b>	<b>49</b>	<b>2</b>	<b>2</b>	<b>5</b>	<b>20</b>	<b>4</b>	<b>87</b>	<b>21</b>	<b>2</b>	<b>8</b>	<b>.315</b>	<b>.416</b>
2017	<b>ARIZONA</b>	<b>.268</b>	<b>97</b>	<b>362</b>	<b>41</b>	<b>97</b>	<b>25</b>	<b>1</b>	<b>12</b>	<b>51</b>	<b>2</b>	<b>4</b>	<b>1</b>	<b>17</b>	<b>0</b>	<b>87</b>	<b>12</b>	<b>2</b>	<b>3</b>	<b>.299</b>	<b>.442</b>
2018	Reno	.286	21	91	15	26	4	2	1	11	0	0	0	1	0	17	1	2	2	.293	.407
	<b>ARIZONA</b>	<b>.206</b>	<b>106</b>	<b>281</b>	<b>34</b>	<b>58</b>	<b>15</b>	<b>0</b>	<b>4</b>	<b>22</b>	<b>0</b>	<b>2</b>	<b>2</b>	<b>24</b>	<b>4</b>	<b>75</b>	<b>11</b>	<b>4</b>	<b>4</b>	<b>.272</b>	<b>.302</b>
2019	Pawtucket	.325	44	163	26	53	11	0	11	34	1	2	2	15	0	50	6	4	0	.385	.595
	<b>KANSAS CITY</b>	<b>.133</b>	<b>41</b>	<b>135</b>	<b>9</b>	<b>18</b>	<b>4</b>	<b>1</b>	<b>2</b>	<b>9</b>	<b>0</b>	<b>0</b>	<b>2</b>	<b>8</b>	<b>0</b>	<b>55</b>	<b>4</b>	<b>1</b>	<b>1</b>	<b>.193</b>	<b>.222</b>
	<b>BOSTON</b>	<b>.156</b>	<b>26</b>	<b>45</b>	<b>4</b>	<b>7</b>	<b>2</b>	<b>0</b>	<b>1</b>	<b>5</b>	<b>0</b>	<b>0</b>	<b>0</b>	<b>6</b>	<b>0</b>	<b>23</b>	<b>1</b>	<b>1</b>	<b>1</b>	<b>.255</b>	<b>.267</b>
2020	<b>COLORADO</b>	<b>.268</b>	<b>17</b>	<b>41</b>	<b>9</b>	<b>11</b>	<b>1</b>	<b>0</b>	<b>2</b>	<b>5</b>	<b>0</b>	<b>0</b>	<b>0</b>	<b>3</b>	<b>0</b>	<b>11</b>	<b>1</b>	<b>0</b>	<b>0</b>	<b>.318</b>	<b>.439</b>
<b>Minor League Totals</b>		<b>.296</b>	<b>545</b>	<b>2292</b>	<b>373</b>	<b>678</b>	<b>127</b>	<b>25</b>	<b>60</b>	<b>275</b>	<b>16</b>	<b>10</b>	<b>17</b>	<b>96</b>	<b>2</b>	<b>516</b>	<b>62</b>	<b>27</b>	<b>36</b>	<b>.328</b>	<b>.452</b>
<b>Major League Totals</b>		<b>.241</b>	<b>663</b>	<b>2181</b>	<b>247</b>	<b>526</b>	<b>118</b>	<b>24</b>	<b>36</b>	<b>215</b>	<b>13</b>	<b>13</b>	<b>13</b>	<b>126</b>	<b>12</b>	<b>559</b>	<b>76</b>	<b>15</b>	<b>30</b>	<b>.285</b>	<b>.367</b>

**OWINGS**

Year	Team	W	L	ERA	G	GS	CG	SHO	GF	SV	IP	H	R	ER	HR	HB	BB	IBB	SO	WP	BK
2019	<b>KANSAS CITY</b>	0	0	21.60	1	0	0	0	1	0	1.2	6	4	4	2	0	1	0	0	0	0
<b>Major League Totals</b>		<b>0</b>	<b>0</b>	<b>21.60</b>	<b>1</b>	<b>0</b>	<b>0</b>	<b>0</b>	<b>1</b>	<b>0</b>	<b>1.2</b>	<b>6</b>	<b>4</b>	<b>4</b>	<b>2</b>	<b>0</b>	<b>1</b>	<b>0</b>	<b>0</b>	<b>0</b>	<b>0</b>

**OWINGS' CAREER FIELDING**

Pos.	G	GS	INN	TC	PO	A	E	DP	PCT
SS	244	222	1969.1	905	275	597	33	118	.964
2B	201	171	1539.2	758	277	476	5	108	.993
RF	76	60	554.1	114	106	6	2	0	.982
CF	74	64	579.2	139	130	6	3	2	.978
3B	30	19	178.1	53	14	37	2	3	.962
LF	8	6	50.1	10	10	0	0	0	1.000
P	1	0	1.2	0	0	0	0	0	---

**OWINGS' CAREER TRANSACTIONS**

- 2009: Selected by Arizona in the first round (41st overall) of the First-Year Player Draft (signed by George Swain).
- 2014: Placed on the 15-day disabled list (left shoulder strain), June 29; reinstated from the disabled list, Sept. 2
- 2016: Placed on the 15-day disabled list (plantar fasciitis, left foot), June 11; reinstated from the disabled list, July 23.
- 2017: Placed on the 60-day disabled list (fractured right middle finger), July 31; reinstated from the disabled list, Nov. 3.
- 2018: Signed by Kansas City as a Major League free agent, Dec. 6.
- 2019: Designated for assignment by Kansas City, May 31; released by Kansas City, June 4; signed by Boston as a Minor League free agent, June 17; signed by Colorado as a Minor League free agent, Dec. 23.
- 2020: Placed on the 10-day injured list (strained left hamstring), Aug. 20; reinstated from the injured list, Sept. 28.
- 2021: Signed by Colorado as a Minor League free agent, Jan. 20.

**WALK-OFF RBI (2)**

Date	Opp.	Pitcher	Play
8/9/15	CIN	R. Mattheus	RBI single
4/2/17	SF	M. Melancon	RBI single

**MULTI-HOME RUN GAMES (2)**

No.	Date	Opp.	Pitcher(s)
2	4/27/17	SD	J. Weaver
2	6/30/17	COL	J. Gray / M. Dunn

**GRAND SLAMS (1)**

Date	Opp.	Inning	Pitcher
4/24/17	SD	5	J. Chacin

# 43

Ht: 5-11    Wt: 216    B/T: R/R  
**Opening Day Age:** 27  
**Born:** April 22, 1993 in Riverside, Calif.  
**Major League Service:** 0.000  
**Contract:** Through 2021  
**Obtained:** Acquired via trade from Kansas City, Dec. 12, 2018  
**Pronunciation:** rah-BAH-go



## CHRIS RABAGO

CATCHER / NON-ROSTER INVITEE

### CAREER HIGHLIGHTS

- Fifth Major League Spring Training in 2021
- Originally drafted by the Rockies in the 13th round of the 2014 First-Year Player Draft
- Selected by the Royals from the Yankees in the Minor League Phase of the 2018 Rule 5 Draft and then reacquired by Colorado for cash considerations
- Transitioned from infielder to full-time catcher in 2015

RABAGO

**2020:** Named to Colorado's 2020 player pool and spent the 60-game shortened season at the alternate training site in Denver.

**2019:** Appeared in 60 games between Double-A Hartford and Triple-A Albuquerque, batting .221 (44-for-199) with 11 doubles, four home runs and 21 RBI.

- Between both levels, combined to record 28 caught stealing while allowing 36 stolen bases, a 43.8 caught-stealing percentage.
- Started 46 games at catcher for Hartford ... batted .207 (30-for-145) with two home runs and eight stolen bases.
- Appeared in 14 games with Albuquerque across two stints, April 15-May 2 and Aug. 13 through the end of the season ... hit safely in each of his last five games with Albuquerque to finish the season.

**2018:** Spent the majority of the season with Double-A Hartford, before being claimed off waivers by the New York Yankees.

- Played 66 games for Double-A Hartford before being claimed off waivers by the New York Yankees on Aug. 22 ... appeared in seven games for Double-A Trenton.
- Caught 535.1 innings for the Yard Goats ... hit .245 (13-for-53) in May with two home runs and nine RBI.
- Acquired by the Rockies via trade with the Kansas City Royals after the Royals selected him from the Yankees in the Minor League Phase of the Rule 5 Draft.

**2017:** Appeared in a career-high 89 games with High-A Lancaster and set career highs in nearly every offensive category, en route to being named an MiLB.com Organization All-Star.

- Set career highs in runs (52), hits (83), doubles (18), triples (eight), RBI (43), walks (35) and stolen bases (25).
- Batted .331 (54-for-163) at home and .204 (29-for-142) on the road.
- Ranked eighth in the California League with 25 stolen bases, seventh on the Lancaster club.
- Went 6-for-19 (.316) with three doubles, four RBI and one stolen base in five playoff games.
- Received his first invite to Major League Spring Training, going 0-for-1 in three games.

**2016:** Appeared in 77 games for Low-A Asheville, recording 76 hits and 32 RBI.

- Batted .272 (76-for-279) and set career highs in runs (35), total bases (93), doubles (13), walks (27) and steals.
- Started all 77 games at catcher and threw out 41% of base runners (43 caught stealing out of 104 attempts).

**2015:** Batted a career-best .306 (52-for-170) with three home runs in 45 games with Rookie Level Grand Junction.

- Started 42 games at catcher, his first pro experience at the position ... threw out 32% of base runners (20 caught stealing out of 62 attempts).
- Appeared in eight games for the Salt River Rafters in the Arizona Fall League, batting .207 (6-for-29).

**2014:** Appeared in 47 games, including 46 games at shortstop, in his first professional season.

- Batted .225 (38-for-169) with 13 runs, six doubles, 12 RBI, 14 walks and six stolen bases.

**(RABAGO, continued)**

**PERSONAL:** Christopher Daniel Rabago ... son of Hector and Sylvia ... resides in Riverside, Calif., during the offseason.

- Has a brother, Hector, and sister, Brianna ... his brother is a coach in the New York-AL organization.

**HIGH SCHOOL/COLLEGE:** Attended Riverside Poly High School in Riverside, Calif., where he was named the 2011 Athlete of the Year.

- Drafted by the Rockies out of UC Irvine, where he played shortstop.



@BAGO\_22



@BAGO22

**RABAGO'S CAREER RECORD**

Year	Team	AVG	G	AB	R	H	2B	3B	HR	RBI	SAC	SF	HBP	BB	IBB	SO	SB	CS	GIDP	OBP	SLG
2014	Tri-City	.225	47	169	13	38	6	0	0	12	2	4	6	14	0	42	6	6	5	.301	.260
2015	Grand Junction	.306	45	170	28	52	10	2	3	28	1	3	4	10	0	35	6	3	4	.353	.441
2016	Asheville	.272	77	279	35	76	13	2	0	32	5	2	5	27	0	50	12	6	10	.345	.333
2017	Lancaster	.272	89	305	52	83	18	8	1	43	7	6	5	35	1	53	25	8	8	.350	.393
2018	Hartford	.213	66	228	22	43	14	2	4	23	2	1	1	22	1	52	9	1	5	.292	.361
	Trenton	.071	7	28	1	2	0	0	0	0	0	0	0	2	0	10	0	0	0	.133	.071
2019	Hartford	.207	46	145	12	30	9	0	2	14	3	0	1	26	2	40	8	3	2	.331	.310
	Albuquerque	.259	14	54	7	14	2	0	2	7	0	0	0	3	0	12	0	1	3	.298	.407
2020	Alternate training site	-	-	-	-	-	-	-	-	-	-	-	-	-	-	-	-	-	-	-	-
<b>Minor League Totals</b>		<b>.250</b>	<b>391</b>	<b>1352</b>	<b>170</b>	<b>338</b>	<b>72</b>	<b>14</b>	<b>12</b>	<b>159</b>	<b>20</b>	<b>16</b>	<b>22</b>	<b>139</b>	<b>4</b>	<b>294</b>	<b>66</b>	<b>28</b>	<b>37</b>	<b>.326</b>	<b>.351</b>

**RABAGO'S CAREER TRANSACTIONS**

- 2014: Selected by Colorado in the 13th round of the First-Year Player Draft.
- 2018: Claimed off waivers by New York-AL, Aug. 22 ... selected by Kansas City in the Minor League Rule 5 Draft, Dec. 13 ... acquired by Colorado from Kansas City in exchange for cash considerations, Dec. 13.

RABAGO



7

Ht: 6-0      Wt: 220      B/T: R/R  
**Opening Day Age:** 24  
**Born:** Aug. 9, 1996 in Winter Park, Fla.  
**Major League Service:** 1.075  
**Contract:** Through 2021  
**Obtained:** Selected in the first round (third overall) of the 2015 First-Year Player Draft



# BRENDAN RODGERS

INFIELDER

## CAREER HIGHLIGHTS

- Made his Major League debut on May 17, 2019 at Philadelphia
- Recorded his first Major League hit May 18, 2019 at Philadelphia off Aaron Nola
- Underwent surgery for a right shoulder impingement in July of 2019
- Rated by *Baseball America* as Colorado's top prospect prior to the 2020 season
- Futures Game selection in both 2017 and 2018

RODGERS

### MAJOR LEAGUE DEBUT

5/17/19 at PHI

### FIRST ML HIT

5/18/19 at PHI (single, Aaron Nola)

**2020:** Appeared in seven games (four starts) for the Rockies, going 2-for-21 (.095) with one double and two RBI.

- Was removed from the 60-day injured list Nov. 4, 2019, after recovering from right shoulder surgery ... batted .429 (93-for-7) with one RBI across six games in Spring Training.
- Began the season at the Rockies' alternate training site ... had his contract selected on Aug. 19 but was placed on the 10-day injured list Aug. 31 with a right shoulder capsular strain.

**2019:** Made his Major League debut on May 17 at Philadelphia, playing in 25 games with the Rockies before right shoulder surgery ended his season.

- Contract selected from Triple-A Albuquerque on May 17 and made his Major League debut that night at Philadelphia in a start at second base ... went 0-for-4 but recorded his first career RBI in his first at-bat.
- Recorded his first Major League hit the following game, May 18, an infield single to third base off Aaron Nola.
- Appeared in 25 total games across two stints on the active roster ... optioned on June 15 and recalled for the second time on June 20.
- Placed on the 10-day injured list on June 25 (retroactive to June 24) with a right shoulder impingement ... transferred to the 60-day injured list on July 17 after undergoing right shoulder surgery.
- Recorded a career-high three hits, including a double and one RBI on May 22 at Pittsburgh.
- Hit safely in 13 of his 25 games ... recorded at least one hit in seven straight starts, May 18-29.
- Appeared in 37 games with Albuquerque and batted .350 (50-for-143) with 10 doubles, one triple, nine home runs, 21 RBI, 14 walks and 27 strikeouts.
- Invited to his second Major League Spring Training and batted .222 (8-for-36) with one double and three RBI in 18 games.

**2018:** MiLB.com Organizational All-Star and Mid-Season All-Star for the third consecutive season.

- Played in 19 games with Triple-A Albuquerque, batting .232 (16-for-69) with five RBI.
- Placed on the seven-day disabled list with a left hamstring injury Aug. 12-19.
- Played in 95 games for Double-A Hartford, batting .275 (98-for-357) with 17 home runs and 62 RBI.
- Played for the United States team in the Futures Game in Washington, D.C., on July 15, going 1-for-4 with two runs and one double.

**2017:** Combined to hit .336 (125-for-372) in 89 games between High-A Lancaster and Double-A Hartford.

- Three times named the California League Player of the Week for Lancaster, May 14, May 28 and June 11 ... also named the MiLB.com California League Player of the Month for May.
- Promoted to Hartford on June 22 ... hit .304 (21-for-69) in 18 road games against Eastern League foes.
- Played for the United States in the Futures Game in Miami, going 1-for-1 with a run, RBI and walk.

**(RODGERS, continued)****2016: Named the Most Outstanding Major League Prospect in the South Atlantic League.**

- Also named a Mid-Season and Post-Season All-Star in the SAL, a MiLB.com Organization All-Star and a *Baseball America* Low Class A All-Star.
- Finished fifth in the SAL in runs, 10th in hits, seventh in doubles, fourth in home runs and slugging percentage.

**2015: Appeared in 37 games for Rookie Level Grand Junction in his first professional season.**

- Batted .314 (22-for-70) in the second half, after hitting .233 (17-for-73) in the first half of the season.
- Went 4-for-6 with a double, home run and two RBI in his first professional game June 25.

**PERSONAL:** Brendan Austin Rodgers ... resides in Longwood, Fla., in the offseason.

- Son of Greg and Julie ... has two older brothers, Nate and Jared.
- Enjoys fishing, ping pong and video games.

**HIGH SCHOOL/COLLEGE:** Attended Lake Mary High School in Lake Mary, Fla.

- Committed to Florida State prior to the draft.



@BRODDDDDD3



@BRENDANROD\_3

**RODGERS' CAREER RECORD**

Year	Team	AVG	G	AB	R	H	2B	3B	HR	RBI	SAC	SF	HBP	BB	IBB	SO	SB	CS	GIDP	OBP	SLG
2015	Grand Junction	.273	37	143	22	39	8	2	3	20	0	1	0	15	0	37	4	3	1	.340	.420
2016	Asheville	.281	110	442	73	124	31	0	19	73	2	4	8	35	0	98	6	3	3	.342	.480
2017	Lancaster	.387	51	222	44	86	21	3	12	47	0	4	4	6	0	35	2	1	3	.407	.671
	Hartford	.260	38	150	20	39	5	0	6	17	0	0	6	8	0	36	0	2	6	.323	.413
2018	Hartford	.275	95	357	49	98	23	2	17	62	1	5	9	30	1	76	12	3	9	.342	.493
	Albuquerque	.232	19	69	5	16	4	0	0	5	0	0	2	1	0	16	0	0	3	.264	.290
2019	Albuquerque	.350	37	143	34	50	10	1	9	21	0	1	2	14	1	27	0	0	0	.413	.622
	<b>COLORADO</b>	<b>.224</b>	<b>25</b>	<b>76</b>	<b>8</b>	<b>17</b>	<b>2</b>	<b>0</b>	<b>0</b>	<b>7</b>	<b>0</b>	<b>0</b>	<b>1</b>	<b>4</b>	<b>0</b>	<b>27</b>	<b>0</b>	<b>0</b>	<b>2</b>	<b>.272</b>	<b>.250</b>
2020	<b>COLORADO</b>	<b>.095</b>	<b>7</b>	<b>21</b>	<b>1</b>	<b>2</b>	<b>1</b>	<b>0</b>	<b>0</b>	<b>2</b>	<b>0</b>	<b>0</b>	<b>0</b>	<b>0</b>	<b>0</b>	<b>6</b>	<b>0</b>	<b>0</b>	<b>0</b>	<b>.095</b>	<b>.143</b>
<b>Minor League Totals</b>		<b>.296</b>	<b>387</b>	<b>1526</b>	<b>247</b>	<b>452</b>	<b>102</b>	<b>8</b>	<b>66</b>	<b>245</b>	<b>3</b>	<b>15</b>	<b>31</b>	<b>109</b>	<b>2</b>	<b>325</b>	<b>24</b>	<b>12</b>	<b>25</b>	<b>.352</b>	<b>.503</b>
<b>Major League Totals</b>		<b>.196</b>	<b>32</b>	<b>97</b>	<b>9</b>	<b>19</b>	<b>3</b>	<b>0</b>	<b>0</b>	<b>9</b>	<b>0</b>	<b>0</b>	<b>1</b>	<b>4</b>	<b>0</b>	<b>33</b>	<b>0</b>	<b>0</b>	<b>2</b>	<b>.235</b>	<b>.227</b>

**RODGERS' CAREER FIELDING**

Pos.	G	GS	INN	TC	PO	A	E	DP	PCT
2B	21	17	145.2	76	27	46	3	12	.961
SS	10	5	57.0	27	11	14	2	3	.926

**RODGERS' CAREER TRANSACTIONS**

- 2015: Selected by Colorado in the first round (third overall) of the First-Year Player Draft (signed by John Cedarburg).
- 2019: Placed on the 10-day injured list (right shoulder impingement), June 25; transferred to the 60-day injured list (right shoulder surgery), July 17; reinstated from the 60-day injured list, Nov. 4.
- 2020: Placed on the 10-day injured list (right shoulder capsular strain), Aug. 31; reinstated from the 10-day injured list, Sept. 28.

# 31

Ht: 6-0      Wt: 205      B/T: R/R  
**Opening Day Age:** 28  
**Born:** June 5, 1992 in Arlington, Texas  
**Major League Service:** 1.102  
**Contract:** Through 2021  
**Obtained:** Signed as a Minor League free agent,  
 Nov. 17, 2020



## DERECK RODRÍGUEZ

RIGHT-HANDED PITCHER / NON-ROSTER INVITEE

### CAREER HIGHLIGHTS

- Made his Major League debut against the Rockies at Coors Field on May 29, 2018 ... allowed four runs (one earned) over 3.1 innings of relief in the 11-4 Rockies win
- Became the first Giants pitcher since 1900 to pitch six or more innings and allow two or fewer runs in at least 13 of his first 16 career starts (June 3-Sept. 10, 2018)
- His 2.81 ERA in 2018 was the lowest by a Giants rookie (min. 100 IP) since Hall of Famer Hoyt Wilhelm (2.43) in 1952
- Selected by Minnesota as an outfielder in the sixth round of the 2011 First-Year Player Draft ... converted to pitching in 2014

RODRÍGUEZ

#### MAJOR LEAGUE DEBUT

5/29/18 with SF at COL

#### FIRST ML WIN

6/3/18 vs. PHI

**2020: Made two relief appearances for the Giants, combining to allow six runs over four innings.**

- Designated for assignment by San Francisco on Aug. 26 ... acquired off waivers by Detroit on Aug. 31.
- Signed with Colorado as a Minor League free agent on Nov. 17 following his Nov. 2 release by Detroit.

**2019: Made his first career Opening Day roster and went 6-11 with a 5.64 ERA (99.0 IP, 62 ER) across 28 games with 16 starts in his second Major League season.**

- As a starter, went 5-10 with a 5.40 ERA (78.1 IP, 47 ER) ... in relief, went 1-1 with a 6.53 ERA (20.2 IP, 15 ER).
- Began the season as San Francisco's third starter ... went 3-5 with a 5.05 ERA (41.0 IP, 23 ER) in his first eight starts, before being optioned to Triple-A Sacramento on May 11.
- Recalled on May 25 and pitched two hitless innings of relief ... optioned once again to Triple-A on June 30 before being recalled July 15 as the 26th man to start the second game of a double-header at Colorado ... limited the Rockies to one run on four hits over five innings of work.
- Recalled a third time July 31 and allowed seven runs on eight hits over three innings the following day in a start in Philadelphia ... optioned to Triple-A August 2.
- Went 3-0 with a 3.67 ERA across seven Minor League starts (six in Triple-A, one with High-A San Jose).

**2018: Made his Major League debut May 29 at Colorado and finished the season ranked second in ERA (2.81), third in opponent batting average (.223), sixth in innings pitched (118.1), eighth in starts (19) and ninth in strikeouts (89) among qualifying National League rookies.**

- His 2.81 ERA (118.1 IP, 37 ER) was the lowest by a Giants rookie pitcher (min. 100 IP) since Hall of Famer Hoyt Wilhelm (2.43) in 1952 and the seventh-lowest among NL pitchers on the season (min. 100 IP).
- Tied Madison Bumgarner for the team lead with a 2.4 WAR (Baseball Reference).
- Came on in relief of Jeff Samardzija in his May 29 debut at Coors Field, after Samardzija came out of the game with a right shoulder ... Rodríguez exited the game after being hit in the right calf with a line drive.
- Earned his first win on June 3 vs. Philadelphia ... became the first Giants pitcher to win his first career start since Ryan Sadowski on June 28, 2009 at Milwaukee.
- Became the first Giants pitcher since 1900 to pitch six or more innings and allow two or fewer runs in at least 13 of his first 16 career starts (June 3-Sept. 10).
- Made nine consecutive starts of six or more innings and two or fewer runs from June 14-Aug. 24 ... is the third rookie pitcher in Major League history to make nine such starts consecutively since 1958 (also: Joe Blanton, 2005; Mike Fiers, 2012).
- Missed 10 games from Aug. 16-23 with a right hamstring strain, suffered Aug. 14 during a bench-clearing incident at Los Angeles-NL ... was reinstated from the injured list Aug. 24.

**(RODRÍGUEZ, continued)**

- Went 4-1 with a 3.40 ERA (50.1 IP, 19 ER) across nine starts for Triple-A Sacramento, his first career appearance at the Triple-A level.
- Named to *Baseball America's* All-Rookie team.

**2017: Elected free agency on Nov. 6 and signed with San Francisco on Nov. 15.**

- Began the season with High-A Fort Myers, going 5-2 with a 2.51 EA (68.0 IP, 19 ER) over 11 starts.
- Named a Florida State League Mid-Season All-Star.
- With Double-A Chattanooga, went 5-4 with a 3.94 ERA (75.1 IP, 33 ER), 27 walks and 62 strikeouts.

**2016: Began the season with Single-A Cedar Rapids before being assigned to High-A Fort Myers on Aug. 6.**

- Combined to go 5-13 with a 4.48 ERA (132.2 IP, 66 ER), 40 walks and 111 strikeouts across both levels.

**2015: Spent his second full season as a pitcher and transitioned from reliever to start ... split the season between Rookie Level Elizabethton, Single-A Cedar Rapids and High-A Fort Myers.**

- Took a no-hitter into the seventh inning July 29 with Elizabethton and was named Appalachian League Pitcher of the Week for that week.
- Named the starting pitcher on the Appalachian League All-Star team.
- Named the Appalachian League Pitcher of the Year, after going 6-3 with a 2.85 ERA (66.1 IP, 21 ER), 11 walks and 61 strikeouts at that level ... led the league in innings pitched, ranked fourth in strikeouts and sixth in ERA.

**2014: Transitioned to pitching and went 2-2 with five saves and a 1.05 ERA (25.2 IP, 3 ER) across 17 relief appearances for Rookie Level Elizabethton.**

- Made 11 relief appearances (17.0 IP) before allowing his first run on Aug. 5.

**2013: Batted .222 (32-for-153) with 23 runs, 11 doubles, three home runs, 19 RBI, eight walks, 46 strikeouts and seven stolen bases across 41 games for Rookie Level Elizabethton in his final season as a position player.**

**2012: Batted .263 (26-for-99) with eight doubles, three home runs, 12 RI, 11 walks, 31 strikeouts and six stolen bases across 30 games with Rookie Level Elizabethton.**

**2011: Batted .156 (14-for-90) with four runs, four doubles, five RBI, five walks, 35 strikeouts and two stolen bases across 29 games for Rookie Level Elizabethton in his first professional season.**

**PERSONAL:** Iván Derek Rodríguez ... son of Hall of Fame catcher Iván Rodríguez ... has three siblings.

- Is involved with Boys and Girls Clubs.
- Enjoys cooking (primarily Puerto Rican food), and is a comics fan.

**HIGH SCHOOL/COLLEGE:** Attended Monsignor Edward Pace High School in Miami Gardens, Fla. ... began as a catcher before transitioning to the outfield while also doing some pitching.

 @DERECKRODRF3

 @DROD\_31

2020	HIGHS AND LOWS	CAREER
2.1, Aug. 12 at HOU	<b>Most IP</b> .....	7.0, 7x, last: Sept. 3, 2019 at STL
None	<b>Low-hit CG</b> .....	None
5, Aug. 16 vs. OAK	<b>Runs</b> .....	8, May 4, 2019 at CIN
5, Aug. 16 vs. OAK	<b>ER</b> .....	8, May 4, 2019 at CIN
7, Aug. 16 vs. OAK	<b>Hits</b> .....	8, 3x, last: Aug. 29 vs. SD
2, Aug. 16 vs. OAK	<b>HRs</b> .....	4, May 4, 2019 at CIN
2, Aug. 12 at HOU	<b>Walks</b> .....	4, 4x, last: May 10, 2019 vs. CIN
1, 2x, last: Aug. 16 vs. OAK	<b>Strikeouts</b> .....	7, 3x, last: Sept. 3, 2019 at STL
None	<b>10+ Strikeout Games</b> .....	None
None	<b>Win Streak</b> .....	5, June 19-Aug. 12, 2018
None	<b>Losing Streak</b> .....	3, 3x, last: Aug. 29-Sept. 8, 2019

**(RODRÍGUEZ, continued)****RODRÍGUEZ'S CAREER RECORD**

Year	Team	W	L	ERA	G	GS	CG	SHO	GF	SV	IP	H	R	ER	HR	HB	BB	IBB	SO	WP	BK
2014	Elizabethton	2	2	1.05	17	0	0	0	5	5	25.2	19	6	3	0	3	8	0	19	1	0
2015	Elizabethton	6	3	2.85	12	12	0	0	0	0	66.1	64	28	21	5	3	11	0	61	9	0
	Cedar Rapids	0	1	9.00	2	2	0	0	0	0	7.0	9	7	7	1	0	6	0	3	3	0
	Fort Myers	0	0	0.00	1	0	0	0	0	0	2.0	1	0	0	0	0	2	0	2	1	0
2016	Cedar Rapids	4	11	5.08	18	18	0	0	0	0	101.0	98	64	57	7	7	38	0	93	11	0
	Fort Myers	1	2	2.56	5	5	0	0	0	0	31.2	29	12	9	4	1	2	0	18	2	0
2017	Fort Myers	5	2	2.51	11	11	1	0	0	0	68.0	59	22	19	7	4	11	0	59	6	0
	Chattanooga	5	4	3.90	15	13	0	0	0	0	75.1	74	36	33	9	3	27	0	62	4	0
	Sacramento	4	1	3.40	9	9	0	0	0	0	50.1	49	24	19	11	3	11	0	53	0	2
2018	SAN FRANCISCO	6	4	2.81	21	19	0	0	1	0	118.1	98	43	37	9	7	36	2	89	1	0
	San Jose	0	0	3.86	1	1	0	0	0	0	4.2	4	2	2	0	1	0	9	0	0	0
	Sacramento	3	0	3.64	6	6	0	0	0	0	29.2	26	18	12	4	1	10	0	28	1	0
2019	SAN FRANCISCO	6	11	5.64	28	16	0	0	4	0	99.0	108	74	62	21	2	36	0	71	1	0
	San Jose	0	0	3.86	1	1	0	0	0	0	4.2	4	2	2	0	1	0	9	0	0	0
2020	SAN FRANCISCO	0	0	13.50	2	0	0	0	0	0	4.0	10	6	6	2	0	3	0	2	0	0
	Sacramento	3	0	3.64	6	6	0	0	0	0	29.2	26	18	12	4	1	10	0	28	1	0
<b>Minor League Totals</b>		<b>30</b>	<b>26</b>	<b>3.55</b>	<b>97</b>	<b>77</b>	<b>1</b>	<b>9</b>	<b>5</b>	<b>5</b>	<b>461.2</b>	<b>432</b>	<b>219</b>	<b>182</b>	<b>50</b>	<b>25</b>	<b>127</b>	<b>0</b>	<b>407</b>	<b>38</b>	<b>0</b>
<b>Major League Totals</b>		<b>12</b>	<b>15</b>	<b>4.27</b>	<b>51</b>	<b>35</b>	<b>0</b>	<b>0</b>	<b>5</b>	<b>0</b>	<b>221.1</b>	<b>216</b>	<b>123</b>	<b>105</b>	<b>32</b>	<b>9</b>	<b>75</b>	<b>2</b>	<b>162</b>	<b>2</b>	<b>0</b>

Year	Team	AVG	G	AB	R	H	2B	3B	HR	RBI	SAC	SF	HBP	BB	IBB	SO	SB	CS	GIDP	OBP	SLG
2017	SAN FRANCISCO	.094	20	32	0	2	1	0	0	1	7	0	0	0	0	16	0	0	0	.094	.125
2018	SAN FRANCISCO	.172	27	29	1	5	0	0	0	0	0	0	0	0	0	17	0	0	0	.172	.172
<b>Major League Totals</b>		<b>.131</b>	<b>47</b>	<b>61</b>	<b>1</b>	<b>8</b>	<b>1</b>	<b>0</b>	<b>0</b>	<b>1</b>	<b>7</b>	<b>0</b>	<b>0</b>	<b>0</b>	<b>0</b>	<b>33</b>	<b>0</b>	<b>0</b>	<b>0</b>	<b>.279</b>	<b>.148</b>

**RODRÍGUEZ'S CAREER FIELDING**

POS.	G	GS	INN	TC	PO	A	E	DP	PCT
P	51	35	221.1	28	12	16	0	3	1.000

**RODRÍGUEZ'S CAREER TRANSACTIONS**

- 2011: Selected by Minnesota in the sixth round of the 2011 First-Year Player Draft.
- 2018: Signed by San Francisco as a Minor League free agent, Jan 26; placed on the 10-day injured list (strained right hamstring), Aug. 16; reinstated from the 10-day injured list, Aug. 24.
- 2020: Claimed off waivers by Detroit, Aug. 31; signed by Colorado as a Minor League free agent, Nov. 9.



80

Ht: 6-2      Wt: 209      B/T: R/L  
**Opening Day Age:** 23  
**Born:** July 11, 1997 in Jackson, Tenn.  
**Major League Service:** 0.000  
**Contract:** Through 2021  
**Obtained:** Selected in the first round (22nd overall) of the 2018 First-Year Player Draft  
**Pronunciation:** RAHL-ison



# RYAN ROLISON

LEFT-HANDED PITCHER / NON-ROSTER INVITEE

ROLISON

## CAREER HIGHLIGHTS

- Second Major League Spring Training in 2021
- A California League Mid-Season All-Star in 2019
- MiLB.com Organization All-Star in 2018

**2020:** Named to Colorado's 2020 player pool and spent the 60-game shortened season at the alternate training site in Denver.

- Made his first Major League Spring Training and appeared in two games, allowing four unearned runs across 2.2 innings.

**2019:** Split the season between Low-A Asheville and High-A Lancaster, where he was named a California League Mid-Season All-Star.

- Began the season with Asheville, where he allowed one run across three starts, before being promoted to Lancaster on April 22 ... named the South Atlantic League Pitcher of the Week for April 15-21, after pitching six shutout innings at Hickory, his last start with the Tourists.
- Pitched six scoreless innings with two hits, no walks and seven strikeouts in his California League debut April 23 at Lake Elsinore ... between Asheville and Lancaster, did not allow more than three earned runs in a start until June 4 at Rancho Cucamonga, his 11th start of the season.
- Went 2-3 with a 4.23 ERA (55.1 IP, 26 ER) in his first 10 starts with Lancaster prior to the All-Star break to earn Mid-Season All-Star honors.
- Struck out a career-high eight batters four times, the last coming on June 9 at Lake Elsinore.

**2018:** Named MiLB.com Organization All-Star in his first professional season.

- Made nine starts for Rookie Level Grand Junction, going 0-1 with a 1.86 ERA (29.0 IP, 6 ER), eight walks and 34 strikeouts ... limited opponents to a .149 batting average.
- Allowed one run four times and two runs twice ... scoreless in three of his nine starts.

**PERSONAL:** Ryan Perry Rolison ... son of Gary and Carol Ann ... has one older brother, Austin.

- Enjoys playing golf, video games and reading in his free time.
- Donated \$10,000 to Shriners Hospital last season by pledging a donation for every strikeout, with the help of family and friends.
- Grew up playing catch with his grandmother in her backyard.

**HIGH SCHOOL/COLLEGE:** Graduated from University School of Jackson in Jackson, Tenn.

- Attended the University of Mississippi, where he was drafted in the first round of the 2018 First-Year Player Draft.



@RYANROLISON24



@RYAN.ROLISON

## ROLISON'S CAREER RECORD

Year	Team	W	L	ERA	G	GS	CG	SHO	GF	SV	IP	H	R	ER	HR	HB	BB	IBB	SO	WP	BK
2018	Grand Junction	0	1	1.86	9	9	0	0	0	0	29.0	15	8	6	2	0	8	0	34	0	0
2019	Asheville	2	1	0.61	3	3	0	0	0	0	14.2	8	3	1	0	0	2	0	14	2	0
	Lancaster	6	7	4.87	22	22	0	0	0	0	116.1	129	70	63	22	2	38	1	118	1	3
2019	Alternate training site	-	-	-	-	-	-	-	-	-	-	-	-	-	-	-	-	-	-	-	-
<b>Minor League Totals</b>		<b>8</b>	<b>9</b>	<b>3.94</b>	<b>34</b>	<b>34</b>	<b>0</b>	<b>0</b>	<b>0</b>	<b>0</b>	<b>160.0</b>	<b>152</b>	<b>81</b>	<b>70</b>	<b>24</b>	<b>2</b>	<b>48</b>	<b>1</b>	<b>166</b>	<b>3</b>	<b>3</b>

## ROLISON'S CAREER TRANSACTIONS

- 2018: Selected by Colorado in the first round (22nd overall) of the First-Year Player Draft (signed by Zack Zulli).

# 46

**Ht:** 6-3      **Wt:** 225      **B/T:** R/R  
**Opening Day Age:** 24  
**Born:** Oct. 6, 1996 in Villa González, D.R.  
**Major League Service:** 0.050  
**Contract:** Through 2021  
**Obtained:** Signed as a non-drafted international free agent, July 2, 2015



## ANTONIO SANTOS

RIGHT-HANDED PITCHER

SANTOS

### CAREER HIGHLIGHTS

- Selected to the Rockies' 40-man roster on Nov. 20, 2019 ... attending his first Major League Spring Training in 2021
- Made his Major League debut Sept. 1, 2020 vs. San Francisco
- Began his career by pitching 17.0 consecutive scoreless innings for the DSL Rockies
- Tied for the most starts in the South Atlantic League in 2017 with 27

### MAJOR LEAGUE DEBUT

9/1/20 vs. SF

**2020: Made his Major League debut Sept. 1 vs. San Francisco, allowing two runs on four hits with two walks and two strikeouts over 2.1 innings of relief.**

- Made two relief appearances and one start across two stints on the active roster.
- As a reliever, posted no record with a 8.44 ERA (5.1 IP, 5 ER) ... in his one start, Sept. 25 at Arizona, allowed six runs on five hits with two walks and one strikeout over 0.2 innings ... took his first career loss in that game.

**2019: Split the season between High-A Lancaster and Double-A Hartford, combining to go 6-9 with a 4.53 ERA (145.0 IP, 73 ER).**

- Went 3-6 with a 4.35 ERA (99.1 IP, 48 ER) with 18 walks and 96 strikeouts in 18 starts for Lancaster ... promoted to Hartford on July 20 and went 3-3 with a 4.93 ERA (45.2 IP, 25 ER), 10 walks and 44 strikeouts across eight starts for the Yard Goats.
- Pitched for Salt River in the Arizona Fall League, going 1-1 with a 2.77 ERA (13.0 IP, 4 ER).
- Selected to Colorado's 40-man roster on Nov. 20.

**2018: Combined for 27 starts between Low-A Asheville and High-A Lancaster.**

- His 152.0 innings of work on the season were a career high, as were his 142 strikeouts.
- Combined for nine quality starts on the season.

**2017: Made 27 starts for Low-A Asheville, tied for the most starts in the South Atlantic League.**

- On April 28, notched a career-high 11 strikeouts while issuing zero walks.
- Recorded double-digit strikeouts on Aug. 30 at Columbia ... pitched a season-high eight innings while allowing one run on four hits with no walks and 10 strikeouts.

**2016: Promoted to Short-Season Boise after two starts with the DSL Rockies.**

- Led Boise in wins (six) and strikeouts (53).
- His six wins were tied for the second most in the Northwest League.
- Went 5-0 with a 2.61 ERA (38.0 IP, 11 ER) across six starts in the second half.

**2015: Signed by the Rockies as a non-drafted international free agent on July 2 and began his professional career with the DSL Rockies.**

- Pitched 17.0 scoreless innings to begin his professional career ... allowed his first run in the third inning of his fifth appearance.

**PERSONAL:** Antonio Santos ... resides in Santiago, D.R., during the offseason ... son of Yoselin Paulino and Antonio L. Santos ... is one of five children ... enjoys swimming at the pool in his free time ... his favorite baseball player growing up was Pedro Martinez.



@ANTONIO\_SANTOS45

(SANTOS, continued)

HIGHS AND LOWS

Most IP	3.0, Sept. 8, 2020 at SD
Low-hit CG	None
Runs	6, Sept. 25, 2020 at ARI (G2)
ER	6, Sept. 25, 2020 at ARI (G2)
Hits	5, 2x, last: Sept. 25, 2020 at ARI (G2)
HRs	1, Sept. 8, 2020 at SD
Walks	2, 2x, last: Sept. 25, 2020 at ARI (G2)
Strikeouts	2, Sept. 1, 2020 vs. SF
10+ Strikeout Games	None
Win Streak	No Wins
Losing Streak	1, Sept. 25, 2020 at ARI (G2)

SANTOS' CAREER RECORD

Year	Team	W	L	ERA	G	GS	CG	SHO	GF	SV	IP	H	R	ER	HR	HB	BB	IBB	SO	WP	BK
2015	DSL Rockies	1	2	0.75	6	5	0	0	0	0	24.0	23	7	2	0	0	5	0	17	1	1
2016	DSL Rockies	0	0	1.80	2	2	0	0	0	0	10.0	9	2	2	0	0	0	0	7	1	0
	Boise	6	4	4.16	13	13	0	0	0	0	71.1	85	42	33	5	6	14	0	53	3	3
2017	Asheville	9	10	5.39	27	27	1	0	0	0	147.0	200	101	88	17	10	26	0	106	7	5
2018	Asheville	1	10	4.48	15	15	0	0	0	0	86.1	100	56	43	8	3	12	0	86	7	0
	Lancaster	4	3	5.21	12	12	0	0	0	0	65.2	74	44	38	15	0	21	0	56	0	2
2019	Lancaster	3	6	4.35	18	18	0	0	0	0	99.1	116	57	48	11	3	18	0	96	5	0
	Hartford	3	3	4.93	8	8	0	0	0	0	45.2	47	25	25	3	2	10	0	44	3	3
2020	COLORADO	0	1	16.50	3	1	0	0	0	0	6.0	14	11	11	1	2	4	0	4	0	0
<b>Major League Totals</b>		<b>0</b>	<b>1</b>	<b>16.50</b>	<b>3</b>	<b>1</b>	<b>0</b>	<b>0</b>	<b>0</b>	<b>0</b>	<b>6.0</b>	<b>14</b>	<b>11</b>	<b>11</b>	<b>1</b>	<b>2</b>	<b>4</b>	<b>0</b>	<b>4</b>	<b>0</b>	<b>0</b>
<b>Minor League Totals</b>		<b>27</b>	<b>38</b>	<b>4.57</b>	<b>101</b>	<b>100</b>	<b>1</b>	<b>0</b>	<b>0</b>	<b>0</b>	<b>549.1</b>	<b>654</b>	<b>334</b>	<b>279</b>	<b>59</b>	<b>24</b>	<b>106</b>	<b>0</b>	<b>465</b>	<b>27</b>	<b>14</b>

SANTOS' CAREER FIELDING

POS.	G	GS	INN	TC	PO	A	E	DP	PCT
P	3	1	6.0	0	0	0	0	0	---

SANTOS' CAREER TRANSACTIONS

– 2015: Signed by Colorado as a non-drafted international free agent, July 2 (signed by Rolando Fernandez and Martin Cabrera).

# 49

Ht: 6-1      Wt: 227      B/T: R/R  
**Opening Day Age:** 26  
**Born:** Jan. 21, 1995 in Valencia, Venezuela  
**Major League Service:** 3.106  
**Contract:** Through 2021  
**Obtained:** Signed as a non-drafted international free agent, July 8, 2011  
**Pronunciation:** *seh-n-zuh-TEH-luh*



## ANTONIO SENZATELA

RIGHT-HANDED PITCHER

### CAREER HIGHLIGHTS

- Is 30-24 with a 5.07 ERA (382.0 IP, 215 ER) in 70 Major League starts ... 2-1 with a 4.39 ERA (41.0 IP, 20 ER) in 26 relief appearances
- Pitched his first complete game on Sept. 15, 2020 vs. Oakland, the first complete game at home for a Rockies pitcher since 2016
- Named National League Rookie of the Month for April 2017, going 3-1, 2.81 ERA (32.0 IP, 10 ER)
- In 2015, was named the High-A California League Pitcher of the Year, received Mid-Season All-Star and Post-Season All-Star recognition at High-A Modesto, and was named a High Class A All-Star by *Baseball America*

SENZATELA

#### MAJOR LEAGUE DEBUT

4/6/17 at MIL

#### FIRST ML WIN

4/11/17 vs. SD

### 2020: Led the Rockies' pitching staff both in wins (five) and ERA (3.44) across 12 starts.

- Went 3-0 with a 2.10 ERA (34.1 IP, 8 ER), five walks and 19 strikeouts across five home starts ... on the road, went 2-3 with a 4.62 ERA (39.0 IP, 20 ER), 13 walks and 22 strikeouts.
- Pitched Colorado's only complete game of the season on Sept. 15 vs. Oakland ... it was the first complete game for a Rockies pitcher at home since Jon Gray's complete-game shutout on Sept. 17, 2016 vs. San Diego.
- One of three pitchers with multiple outings of eight or more innings (also: Kyle Hendricks, Aaron Nola).
- Made two scoreless outings (8.0 innings, Aug. 18 at Houston; 7.0 innings, Aug. 29 vs. San Diego) ... no other Rockies starter had a start in which he pitched seven or more scoreless innings.
- Made five starts in which he allowed one or fewer runs, all against teams that advanced to the postseason ... pitched at least six innings in each of those starts.
- According to the Elias Sports Bureau, he became the seventh Rockies pitcher since 2000 to win his first three starts of the season.

### 2019: Won a career-high 11 games in 25 starts, tied for the second-most starts on the club.

- Made his third career Opening Day roster, but began the season on the 10-day injured list with a blister infection in his right heel ... reinstated on April 15 and made 18 starts before being optioned to Triple-A Albuquerque on July 21 ... recalled on Aug. 25 and finished the season on the Rockies' active roster.
- Went 8-7 with a 6.29 ERA (93.0 IP, 65 ER) in 18 starts before being optioned on July 21 ... allowed 21 runs across 11 innings (17.18 ERA) in three starts prior to his option.
- Went 3-4 with a 7.96 ERA (31.2 IP, 28 ER) in seven starts after he was recalled on Aug. 25.
- Earned the win July 14 vs. Cincinnati at Coors Field, despite allowing eight runs across 5.1 innings ... became the second pitcher in franchise history to allow at least eight runs and still earn the win (also: Brian Bohanon, June 9, 1999 vs. Seattle) and the first pitcher in MLB to win while allowing at least eight runs since Cliff Lee at Texas on March 31, 2014 as a member of the Phillies.
- Allowed at least five runs in seven consecutive games June 28-Sept. 4, the longest streak in franchise history.
- Went 4-1 with a 3.44 ERA (34.0 IP, 13 ER) in six June starts ... his 3.44 ERA was second on the club to Jon Gray's 2.65 mark.
- Made seven total starts for Triple-A Albuquerque, including two rehab starts to begin the season ... went 1-1 with a 5.77 ERA (34.1 IP, 22 ER) overall.

### 2018: In 23 appearances with the Rockies, went 6-6 with a 4.38 ERA (90.1 IP, 44 ER), 30 walks and 69 strikeouts.

- As a starter, went 4-5 with a 3.95 ERA (73.0 IP, 32 ER) ... made 10 relief appearances, going 2-1 with a 6.23 ERA (17.1 IP, 12 ER), six walks and 14 strikeouts before being optioned to Triple-A on May 2.

**(SENZATELA, continued)**

- According to STATS, on April 27 at Miami, became the first relief pitcher in Rockies history and the first in the Major Leagues since Joe Niekro on Aug. 23, 1980 to earn the win and drive in the game's only run in a 1-0 victory ... it was also the first game in Rockies history in which all runs were driven in by a relief pitcher.
- In eight games with Triple-A Albuquerque, went 3-1 with a 2.15 ERA (37.2 IP, 9 ER), 30 walks and 69 strikeouts.
- Made his first career postseason appearance, starting Game 1 of the NLDS at Milwaukee ... pitched five innings and allowed two runs on three hits, with two walks and one strikeout.

**2017: Made his first career Opening Day roster and made his Major League debut on April 6 at Milwaukee, getting a no-decision in a 2-1 win, allowing two hits, three walks and six strikeouts over five scoreless innings.**

- Went 10-5 with a 4.68 ERA (134.2 IP, 70 ER) across 20 starts and 16 relief appearances ... his 102 strikeouts were the 11th-most by a Rockies rookie in a single season.
- National League Rookie of the Month for April, after going 3-1 with a 2.81 ERA (32.0 IP, 10 ER) in five starts ... finished the month first among Major League rookie starting pitchers in ERA and innings pitched, tied for first in wins and tied for fourth in strikeouts.

**2016: Went 4-1 with a 1.82 ERA (34.2 IP, 7 ER) for Double-A Hartford across seven starts, spending much of the year on the disabled list.**

- On seven-day disabled list April 17-May 23, and again from June 22 through the rest of the season with a right shoulder strain ... pitched two times in the month of April, twice in May and three times in June.

**2015: Went 9-9 with a 2.51 ERA (154.0 IP, 43 ER) across 26 starts for High-A Modesto and was named the California League's Pitcher of the Year.**

- Named a Mid-Season All-Star after going 4-3 with a 2.36 ERA (72.1 IP, 19 ER) over 13 first-half starts ... named a Post-Season All-Star after going 5-6 with a 2.64 ERA (81.2 IP, 24 ER) in the second half.

**2014: Started 26 games for Low-A Asheville in his third professional season, going 15-2 with a 3.11 ERA (144.2 IP, 50 ER).**

- Named MiLB.com Organization All-Star and was ranked the eighth-best prospect in the Rockies organization by *Baseball America*.

**2013: Began the season with the Dominican Summer League Rockies before joining Short-Season Tri-City July 21.**

**2012: Made his professional debut with the DSL Rockies, making 12 starts and one relief appearance.**

- Went 5-2 with a team-leading 0.72 ERA (62.2 IP, 5 ER), including 40 hits, 14 walks and 35 strikeouts.

**PERSONAL:** Antonio Rondon Senzatela ... resides in Valencia, Venezuela in the offseason ... married to Vanessa Carolina Garcia Iraci, and together they have a son, Thiago.

- Son of Antonio Senzatela and Nidya Yusbelis Rondon ... his mother Nidya passed away due to cancer in July 2016 ... has two older sisters, Maria and Yesica, and one younger sister, Antonella
- Began playing baseball at the age of four ... his dad bought him his first glove, and his grandfather, a carpenter, made him a tiny wooden bat he used to love to swing.

**HIGH SCHOOL/COLLEGE:** Attended school at Alonso Díaz Moreno and Virgen de las Nieves, both located in Valencia, Venezuela.

2020	HIGHS AND LOWS	CAREER
9.0, Sept. 15 vs. OAK	<b>Most IP</b> .....	9.0, Sept 15, 2020 vs. OAK
None	<b>Low-hit CG</b> .....	None
6, Aug. 23 at LAD	<b>Runs</b> .....	9, June 22, 2017 vs. ARI
6, Aug. 23 at LAD	<b>ER</b> .....	9, June 22, 2017 vs. ARI
9, Aug. 12 vs. ARI	<b>Hits</b> .....	10, 2x, last: Aug. 30, 2019 vs. PIT
4, Aug. 23 at LAD	<b>HRs</b> .....	4, Aug. 23, 2020 at LAD
4, 2x, last: Sept. 25 at ARI	<b>Walks</b> .....	5, June 28, 2019 vs. LAD
6, 2x, last: Aug. 18 at HOU	<b>Strikeouts</b> .....	7, 2x, last: May 12, 2019 vs. SD
None	<b>10+ Strikeout Games</b> .....	None
3, July 28-Aug. 2	<b>Win Streak</b> .....	4, May 3-26, 2017
2, Aug. 23-Sept. 9	<b>Losing Streak</b> .....	4, July 20-Sept. 4, 2019



(SENZATELA, continued)

**SENZATELA'S CAREER RECORD**

Year	Team	W	L	ERA	G	GS	CG	SHO	GF	SV	IP	H	R	ER	HR	HB	BB	IBB	SO	WP	BK
2012	DSL Rockies	5	2	0.72	13	12	0	0	0	0	62.2	40	10	5	0	1	14	0	35	3	0
2013	DSL Rockies	6	1	1.76	8	8	1	0	0	0	51.0	32	14	10	1	7	3	0	46	5	0
	Tri-City	2	4	3.83	8	8	0	0	0	0	42.1	48	23	18	1	3	13	0	20	3	0
2014	Asheville	15	2	3.11	26	26	0	0	0	0	144.2	134	61	50	11	5	36	0	89	6	2
2015	Modesto	9	9	2.51	26	26	1	0	0	0	154.0	131	53	43	10	8	33	0	143	8	0
2016	Hartford	4	1	1.82	7	7	0	0	0	0	34.2	27	8	7	1	2	9	0	27	1	0
2017	Albuquerque	0	0	2.70	1	1	0	0	0	0	3.1	4	1	1	0	0	1	0	2	0	0
	<b>COLORADO</b>	<b>10</b>	<b>5</b>	<b>4.68</b>	<b>36</b>	<b>20</b>	<b>0</b>	<b>0</b>	<b>3</b>	<b>0</b>	<b>134.2</b>	<b>128</b>	<b>72</b>	<b>70</b>	<b>18</b>	<b>4</b>	<b>47</b>	<b>1</b>	<b>102</b>	<b>1</b>	<b>2</b>
2018	Albuquerque	3	1	2.15	8	8	0	0	0	0	37.2	29	10	9	1	1	12	0	42	2	0
	<b>COLORADO</b>	<b>6</b>	<b>6</b>	<b>4.38</b>	<b>23</b>	<b>13</b>	<b>0</b>	<b>0</b>	<b>2</b>	<b>0</b>	<b>90.1</b>	<b>94</b>	<b>45</b>	<b>44</b>	<b>10</b>	<b>3</b>	<b>30</b>	<b>1</b>	<b>69</b>	<b>1</b>	<b>0</b>
2019	Albuquerque	1	1	5.77	7	7	0	0	0	0	34.1	45	23	22	7	1	10	0	12	3	0
	<b>COLORADO</b>	<b>11</b>	<b>11</b>	<b>6.71</b>	<b>25</b>	<b>25</b>	<b>0</b>	<b>0</b>	<b>0</b>	<b>0</b>	<b>124.2</b>	<b>161</b>	<b>99</b>	<b>93</b>	<b>19</b>	<b>4</b>	<b>57</b>	<b>5</b>	<b>76</b>	<b>1</b>	<b>3</b>
	<b>COLORADO</b>	<b>5</b>	<b>3</b>	<b>3.44</b>	<b>12</b>	<b>12</b>	<b>1</b>	<b>0</b>	<b>0</b>	<b>0</b>	<b>73.1</b>	<b>71</b>	<b>29</b>	<b>28</b>	<b>9</b>	<b>4</b>	<b>18</b>	<b>0</b>	<b>41</b>	<b>0</b>	<b>0</b>
	<b>Minor League Totals</b>	<b>45</b>	<b>21</b>	<b>2.63</b>	<b>104</b>	<b>103</b>	<b>2</b>	<b>0</b>	<b>0</b>	<b>0</b>	<b>564.2</b>	<b>490</b>	<b>203</b>	<b>165</b>	<b>32</b>	<b>28</b>	<b>131</b>	<b>0</b>	<b>416</b>	<b>31</b>	<b>2</b>
	<b>Major League Totals</b>	<b>32</b>	<b>25</b>	<b>5.00</b>	<b>96</b>	<b>70</b>	<b>1</b>	<b>0</b>	<b>5</b>	<b>0</b>	<b>423.0</b>	<b>454</b>	<b>245</b>	<b>235</b>	<b>56</b>	<b>15</b>	<b>152</b>	<b>7</b>	<b>288</b>	<b>3</b>	<b>5</b>

Year	Team	AVG	G	AB	R	H	2B	3B	HR	RBI	SAC	SF	HBP	BB	IBB	SO	SB	CS	GIDP	OBP	SLG
2017	<b>COLORADO</b>	<b>.125</b>	<b>33</b>	<b>32</b>	<b>1</b>	<b>4</b>	<b>1</b>	<b>0</b>	<b>5</b>	<b>7</b>	<b>0</b>	<b>0</b>	<b>0</b>	<b>0</b>	<b>0</b>	<b>20</b>	<b>0</b>	<b>0</b>	<b>0</b>	<b>.125</b>	<b>.156</b>
2018	<b>COLORADO</b>	<b>.083</b>	<b>22</b>	<b>24</b>	<b>1</b>	<b>2</b>	<b>1</b>	<b>0</b>	<b>3</b>	<b>5</b>	<b>0</b>	<b>0</b>	<b>0</b>	<b>0</b>	<b>0</b>	<b>13</b>	<b>0</b>	<b>0</b>	<b>0</b>	<b>.083</b>	<b>.125</b>
2019	<b>COLORADO</b>	<b>.025</b>	<b>24</b>	<b>40</b>	<b>2</b>	<b>1</b>	<b>0</b>	<b>0</b>	<b>3</b>	<b>5</b>	<b>0</b>	<b>0</b>	<b>1</b>	<b>0</b>	<b>24</b>	<b>0</b>	<b>0</b>	<b>0</b>	<b>.049</b>	<b>.025</b>	
	<b>Major League Totals</b>	<b>.073</b>	<b>84</b>	<b>96</b>	<b>4</b>	<b>7</b>	<b>2</b>	<b>0</b>	<b>11</b>	<b>17</b>	<b>0</b>	<b>0</b>	<b>1</b>	<b>0</b>	<b>57</b>	<b>0</b>	<b>0</b>	<b>0</b>	<b>.082</b>	<b>.094</b>	

**SENZATELA'S CAREER POSTSEASON RECORD**

Year	Series	Team	Opp	W	L	ERA	G	GS	CG	SHO	GF	SV	IP	H	R	ER	HR	HB	BB	IBB	SO	WP	BK
2018	NLDS	COL	MIL	0	0	3.60	1	1	0	0	0	0	5.0	3	2	2	1	0	2	0	1	2	0
	<b>Postseason Totals</b>			<b>0</b>	<b>0</b>	<b>3.60</b>	<b>1</b>	<b>1</b>	<b>0</b>	<b>0</b>	<b>0</b>	<b>0</b>	<b>5.0</b>	<b>3</b>	<b>2</b>	<b>2</b>	<b>1</b>	<b>0</b>	<b>2</b>	<b>0</b>	<b>1</b>	<b>2</b>	<b>0</b>

**SENZATELA'S CAREER FIELDING**

POS.	G	GS	INN	TC	PO	A	E	DP	PCT
P	96	70	423.0	91	30	58	3	9	.967

**SENZATELA'S CAREER TRANSACTIONS**

- 2011: Signed by Colorado as a non-drafted international free agent, July 8 (signed by Rolando Fernandez, Orlando Media and Carlos Gomez).
- 2018: Placed on the 10-day disabled list (left middle finger blister), retroactive to July 10; reinstated from the 10-day disabled list, July 22; placed on the 10-day disabled list (right shoulder inflammation), retroactive to Aug. 3; reinstated from the 10-day disabled list, Aug. 18.
- 2019: Placed on the 10-day injured list (infected blister, right heel), March 28; sent to Minors for rehabilitation (Albuquerque), April 6; reinstated from the 10-day injured list, April 15.

**CAREER AWARDS**

National League Rookie of the Month April 2017

SENZATELA

66

Ht: 6-0      Wt: 215      B/T: R/R  
**Opening Day Age:** 25  
**Born:** May 5, 1995 in Palm Desert, Calif.  
**Major League Service:** 0.000  
**Contract:** Through 2021  
**Obtained:** Selected in the fifth round of the 2016 First-Year Player Draft



## BRIAN SERVEN

CATCHER / NON-ROSTER INVITEE

SERVEN

### CAREER HIGHLIGHTS

- Will be attending his third Major League Spring Training in 2021
- Named an MiLB.com Organization All-Star in 2018
- Selected out of Arizona State University in the fifth round of the 2016 First-Year Player Draft

**2020:** Named to Colorado's 2020 player pool and spent the 60-game shortened season at the alternate training site in Denver.

- Had three at-bats across five Spring Training games (one strikeout).

**2019:** Spent his first season with Double-A Hartford and batted .202 (49-for-242) with nine home runs and 30 RBI.

- Attended his first Spring Training and went 2-for-2 with two runs and one strikeout in seven games.
- Played for Salt River in the Arizona Fall League, going 13-for-46 (.283) with four runs scored, three doubles, one triple, two home runs and nine RBI.

**2018:** Played a career-high 83 games for High-A Lancaster, batting .268 (78-for-291) with 53 runs, 22 doubles, three triples, 12 home runs, 46 RBI, 23 walks, 68 strikeouts and one stolen base.

- Named an MiLB.com Organization All-Star at the conclusion of the season.
- Batted .373 (22-for-59) with 13 runs, seven doubles, three home runs, 12 RBI, four walks and eight strikeouts in the month of July.
- Recorded his first career multi-home run game on June 22 at Lake Elsinore.

**2017:** Started 49 games at catcher for Low-A Asheville.

- Batted .320 (16-for-50) with 16 RBI with runners in scoring position.
- Recorded a caught stealing rate of 46% (31-for-61).

**2016:** Started 32 games for Rookie Level Grand Junction in his first professional season.

- Batted .293 (12-for-41) vs. left-handers as compared to his .163 (15-for-92) average against right-handed pitchers.

**PERSONAL:** Brian Nicholas Serven ... son of Jim and Laura ... has two siblings, Johnathan and Kristina.

- Splits time between Palm Desert, Calif., and Scottsdale, Ariz., during the offseason.
- In his free time, enjoys hiking, health and wellness and playing video games.

**HIGH SCHOOL/COLLEGE:** Graduate of Palm Desert High School in Palm Desert, Calif.

- Twice First-Team All-Pac-12 at Arizona State ... drafted by the Rockies as a junior.
- Bachelor's degree in management from ASU's W.P. Carey School of Business ... Second-Team Pac-12 All-Academic.

@BSWERV24

### SERVEN'S CAREER RECORD

Year	Team	AVG	G	AB	R	H	2B	3B	HR	RBI	SAC	SF	HBP	BB	IBB	SO	SB	CS	GDP	OBP	SLG
2016	Grand Junction	.203	34	133	11	27	7	0	1	16	1	1	1	7	0	22	0	3	3	.246	.278
2017	Asheville	.280	49	168	22	47	14	1	1	19	3	2	6	20	0	29	3	4	2	.372	.393
2018	Lancaster	.268	83	291	53	78	22	3	12	46	9	8	6	23	0	68	1	1	7	.326	.488
2019	Hartford	.202	77	242	35	49	12	0	9	30	3	2	7	22	0	61	1	2	6	.286	.364
2020	Alternate training site	-	-	-	-	-	-	-	-	-	-	-	-	-	-	-	-	-	-	-	-
<b>Minor League Totals</b>		<b>.241</b>	<b>243</b>	<b>834</b>	<b>121</b>	<b>201</b>	<b>55</b>	<b>4</b>	<b>23</b>	<b>111</b>	<b>16</b>	<b>13</b>	<b>20</b>	<b>72</b>	<b>0</b>	<b>180</b>	<b>5</b>	<b>10</b>	<b>18</b>	<b>.312</b>	<b>.399</b>

### SERVEN'S CAREER TRANSACTIONS

- 2016: Selected by Colorado in the fifth round of the First-Year Player Draft (signed by Scott Alves).

# 34

Ht: 5-10      Wt: 186      B/T: R/R  
**Opening Day Age:** 25  
**Born:** June 1, 1995 in Tullahoma, Tenn.  
**Major League Service:** 0.000  
**Contract:** Through 2021  
**Obtained:** Selected from Los Angeles-NL in the 2020 Rule 5 Draft



## JORDAN SHEFFIELD

RIGHT-HANDED PITCHER

SHEFFIELD

### CAREER HIGHLIGHTS

- Invited to Major League Spring Training for the first time in 2020 as a member of the Dodgers
- Has averaged 10.2 strikeouts per nine innings in his career
- Recognized as an Arizona Fall League Rising Star in 2018

#### 2020: Did not pitch due to the COVID-19 pandemic.

- Was invited to Spring Training and allowed three runs over 3.2 innings and four appearances.
- Participated in the Instructional League in Arizona during the offseason.

#### 2019: Split the season between High-A Rancho Cucamonga and Double-A Tulsa.

- Combined to go 4-5 with a 3.27 ERA (55.0 IP, 20 ER) across 49 games.
- Allowed two earned runs over 15.1 innings with 26 strikeouts across his first three relief appearances with Tulsa.

#### 2018: Spent a majority of the season with High-A Rancho Cucamonga, going 1-3 with a 6.88 ERA (34.0 IP, 26 ER), 20 walks and 40 strikeouts for the Quakes

- Made three appearances (one start) for the AZL Dodgers, allowing no runs and one hit over three innings.
- Named an Arizona Fall League Rising Star.

#### 2017: Combined to go 3-9 with a 4.70 ERA (107.1 IP, 56 ER) across 35 games (24 starts) for Single-A Great Lakes and High-A Rancho Cucamonga.

#### 2016: Went 0-1 with a 3.75 ERA (12.0 IP, 5 ER) in eight games between the AZL Dodgers and Single-A Great Lakes.

**PERSONAL:** Jordan Ladon Sheffield ... younger brother is Justus Sheffield (Seattle).

#### HIGH SCHOOL/COLLEGE:

- Attended Tullahoma High School and Vanderbilt University.
- Was a Rawlings First Team All-American and a member of the 16U Team USA in high school.
  - Member of the 2014 College World Series runner up team with Vanderbilt.



@JORDAN\_SHEFF



@JSHEFF24

### SHEFFIELD'S CAREER RECORD

Year	Team	W	L	ERA	G	GS	CG	SHO	GF	SV	IP	H	R	ER	HR	HB	BB	IBB	SO	WP	BK
2016	AZL Dodgers	0	0	0.00	1	1	0	0	0	0	1.0	0	0	0	0	0	0	0	0	0	0
	Great Lakes	0	1	4.09	7	7	0	0	0	0	11.0	11	5	5	2	1	6	0	13	2	0
2017	Great Lakes	3	7	4.03	20	20	0	0	0	0	89.1	86	50	40	9	7	42	0	91	8	2
	Rancho Cucamonga	0	2	8.00	4	4	0	0	0	0	18.0	23	17	16	2	2	15	0	18	4	0
2018	AZL Dodgers	0	0	0.00	3	1	0	0	0	0	3.0	1	0	0	0	0	2	0	4	0	0
	Rancho Cucamonga	1	3	6.88	14	7	0	0	1	0	34.0	39	28	26	8	2	20	0	40	6	0
2019	Rancho Cucamonga	2	2	2.60	15	0	0	0	13	7	17.1	6	5	5	2	0	11	0	26	5	0
	Tulsa	2	3	3.58	34	2	0	0	21	6	37.2	26	16	15	3	2	32	0	48	5	0
<b>Minor League Totals</b>		<b>8</b>	<b>18</b>	<b>4.56</b>	<b>99</b>	<b>42</b>	<b>0</b>	<b>0</b>	<b>25</b>	<b>13</b>	<b>211.1</b>	<b>192</b>	<b>121</b>	<b>107</b>	<b>26</b>	<b>14</b>	<b>128</b>	<b>0</b>	<b>240</b>	<b>26</b>	<b>2</b>

### SHEFFIELD'S CAREER TRANSACTIONS

- 2013: Selected by Boston in the 13th round of the First-Year Player Draft, but did not sign.
- 2016: Selected by Los Angeles-NL in the first round of the First-Year Player Draft.
- 2020: Selected by Colorado in the Rule 5 Draft.

# 70

Ht: 6-4      Wt: 227      B/T: R/R  
**Opening Day Age:** 25  
**Born:** June 8, 1995 in McCalla, Ala.  
**Major League Service:** 0.000  
**Contract:** Through 2021  
**Obtained:** Acquired via trade with Miami, Aug. 14, 2020



## CHAD SMITH

RIGHT-HANDED PITCHER / NON-ROSTER INVITEE

### CAREER HIGHLIGHTS

- Attending his first Major League Spring Training in 2021
- Acquired by Colorado from Miami in exchange for RHP Jesus Tinoco, Aug. 14, 2020

#### 2020: Did not pitch due to the COVID-19 pandemic.

- Was traded to Colorado in exchange for RHP Jesus Tinoco, Aug. 14.

#### 2019: Combined to go 3-2 with six saves, a 4.54 ERA (41.2 IP, 21 ER), 24 walks and 46 strikeouts across 34 games for High-A Jupiter and Double-A Jacksonville.

- Saw his first Double-A action with Jacksonville after being assigned there June 30 ... went 2-1 with a 4.42 ERA (18.1 IP, 9 ER), nine walks and 23 strikeouts across 14 relief appearances.

#### 2018: Spent the entire season with High-A Jupiter.

- Struck out 45 batters across 35.1 innings of work and posted an opponent batting average of .200.

#### 2017: Went 3-2 with seven saves, a 2.93 ERA (46.0 IP, 15 ER), 14 walks and 52 strikeouts across 34 games with Single-A Greensboro.

- Earned his first professional save on May 7 vs. Rome.

#### 2016: Split his first professional season between the GCL Marlins and Short-Season Batavia.

- Combined to go 1-2 with a 8.20 ERA (26.1 IP, 24 ER), 12 walks and 23 strikeouts in 18 games.

### SMITH'S CAREER RECORD

Year	Team	W	L	ERA	G	GS	CG	SHO	GF	SV	IP	H	R	ER	HR	HB	BB	IBB	SO	WP	BK
2016	GCL Marlins	0	0	7.71	3	0	0	0	2	0	2.1	3	4	2	0	2	0	0	0	0	0
	Batavia	1	2	8.25	15	0	0	0	1	0	24.0	41	32	22	3	3	12	0	20	2	0
2017	Greensboro	3	2	2.93	34	0	0	0	22	7	46.0	42	20	15	3	0	14	0	52	3	0
2018	Jupiter	5	3	3.57	30	0	0	0	22	12	35.1	25	22	14	2	4	22	2	45	5	0
2019	Jupiter	1	1	4.63	20	0	0	0	15	6	23.1	15	15	12	0	1	15	1	23	4	0
	Jacksonville	2	1	4.42	14	0	0	0	3	0	18.1	19	10	9	3	1	9	1	23	4	0
2020	Did not pitch	-	-	-	-	-	-	-	-	-	-	-	-	-	-	-	-	-	-	-	-
<b>Minor League Totals</b>		<b>12</b>	<b>9</b>	<b>4.46</b>	<b>116</b>	<b>0</b>	<b>0</b>	<b>0</b>	<b>65</b>	<b>25</b>	<b>149.1</b>	<b>145</b>	<b>103</b>	<b>74</b>	<b>11</b>	<b>11</b>	<b>72</b>	<b>4</b>	<b>166</b>	<b>18</b>	<b>0</b>

### SMITH'S CAREER TRANSACTIONS

- 2016: Selected by Miami in the 11th round of the First-Year Player Draft.
- 2020: Acquired by Colorado via trade from Miami in exchange for right-handed pitcher Jesus Tinoco, Aug. 14.



# 81

Ht: 6-0      Wt: 181      B/T: R/R  
**Opening Day Age:** 29  
**Born:** Sept. 25, 1991 in Dublin, Ohio  
**Major League Service:** 0.019  
**Contract:** Through 2021  
**Obtained:** Signed as a Minor League free agent,  
 Nov. 12, 2019  
**Pronunciation:** STAY-mets



## ERIC STAMETS

INFIELDER / NON-ROSTER INVITEE

STAMETS

### CAREER HIGHLIGHTS

- Made his first Opening Day roster and made his Major League debut on Opening Day, March 28, 2019 at Minnesota as a member of the Cleveland Indians
- Recorded his first Major League hit April 6, 2019, a double off Blue Jays starter Thomas Pannone
- Named an International League Mid-Season All-Star in 2017 as a member of Triple-A Columbus
- Hit eight home runs over a 12-game stretch, May 27-June 16, 2017, including a three-homer game on June 16, 2017 vs. Gwinnett

#### MAJOR LEAGUE DEBUT

3/28/19 at MIN

#### FIRST ML HIT

4/6/19 vs. TOR (double, Thomas Pannone)

**2020: Named to Colorado's 2020 player pool and spent the 60-game shortened season at the alternate training site in Denver.**

- Went 2-for-14 (.143) with five runs, one double, one home run, four RBI, three walks and four strikeouts across 16 Spring Training games.

**2019: Made his first Opening Day roster and made his Major League debut on March 28, appearing in 15 games with the Indians.**

- Started at shortstop on March 28 at Minnesota in his Major League debut.
- Appeared in 15 games before being optioned to Triple-A Columbus on April 15 ... spent the remainder of the season with Columbus ... designated for assignment on July 31 and outrighted to the Minors on Aug. 3.
- Recorded his first Major League hit on April 6, after beginning the season 0-for-16 ... doubled off Blue Jays starter Thomas Pannone.
- First two RBI on April 9 at Detroit ... went 0-for-15 over his last five games before his option to Columbus.
- Appeared in 90 games with Columbus, batting .244 (72-for-295) with 10 doubles, five triples and six home runs.
- Granted free agency Nov. 4 and signed a Minor League contract with Colorado Nov. 13.

**2018: Spent the season at Triple-A Columbus and was limited to 78 games due to various injuries.**

- Season did not begin until May 3 due to a lower back strain ... also missed time June 26-July 13 with a groin injury ... missed the last week of the season with a right biceps strain.

**2017: Named an International League Mid-Season All-Star.**

- Hit a career-high 16 home runs between stops at Triple-A Columbus and Double-A Akron ... started the season with Columbus, joined Akron from April 22-May 13, then finished the remainder of the season at Triple-A.
- Hit eight home runs over a 12-game stretch, May 27-June 16 ... had back-to-back two-homer games May 28-30, before hitting three solo home runs on June 16 vs. Gwinnett.

**2016: Split the season between Double-A Akron and Triple-A Columbus, batting a combined .237 (75-for-317) with 17 doubles, three triples, seven home runs and 37 RBI in 91 games.**

- Two stints on the injured list with a left hamstring strain, May 12-23 and June 3-July 1.
- Hit .318 (7-for-22) with one double, one home run and seven RBI in seven Eastern League playoff games.

**2015: Acquired by Cleveland at the trade deadline from Los Angeles-AL in exchange for outfielder David Murphy.**

- Split the season between Double-A Arkansas in the Angels system and Double-A Akron with the Indians after the trade ... combined to bat .230 (76-for-331) with 14 doubles, two triples, four home runs and 35 RBI in 95 games.



**(STAMETS, continued)**

- Missed over a month from April 17-May 23 with a dislocated left shoulder and torn labrum, suffered while running the bases on April 16 vs. Frisco.
- A non-roster invitee to Major League camp for the third time with the Angels.

**2014: Appeared in 106 games with Double-A Arkansas.**

- Played in 14 games with Mesa in the Arizona Fall League after the season, batting .279 (17-for-61) with one double, one triple, one home run and six RBI.

**2013: Named the Los Angeles Angels Organizational Defensive Player of the Year.**

- Led the Minor Leagues with 21 sacrifice hits.

**PERSONAL:** Eric James Stamets ... son of Jim and Beth ... has three siblings: Jonathan, Christian and Cara ... married to Kaitlyn, together they have a son, Theodore, and they reside in Columbus, Ohio during the offseason.

- Enjoys reading in his free time.
- Favorite player as a kid was Omar Vizquel.

**HIGH SCHOOL/COLLEGE:** Graduated from Dublin Scioto High School in Dublin, Ohio ... in 2009, was named First-Team All-Ohio and was a Mizuno All-Star selection as a senior ... also played basketball and football at Dublin Scioto.

- Attended the University of Evansville, where he was a two-time All-Missouri Valley Conference performer, the 2010 MVC Freshman of the Year and the 2012 MVC Defensive Player of the Year.
- Teammates at Evansville with Rockies pitcher Kyle Freeland.
- A 2011 Cape Cod League All-Star.

**2019/CAREER HIGHS AND LOWS**

Hits.....	1, 2x, last: April 9, 2019 at DET
Home Runs.....	None
RBI.....	2, April 9, 2019 at DET
Hit Streak.....	1, 2x, last: April 9, 2019
Runs.....	1, 4x, last: April 9, 2019 at DET
Doubles.....	1, April 6, 2019 vs. TOR
Triples.....	None
Total Bases.....	2, April 6, 2019 vs. TOR
Walks.....	1, 5x, last: April 15, 2019 at SEA
Strikeouts.....	3, 2x, last: April 11, 2019 at DET
Stolen Bases.....	None

**STAMETS' CAREER RECORD**

Year	Team	AVG	G	AB	R	H	2B	3B	HR	RBI	SAC	SF	HBP	BB	IBB	SO	SB	CS	GIDP	OBP	SLG
2012	Cedar Rapids	.274	62	248	34	68	13	1	1	20	1	0	3	15	0	35	7	2	3	.323	.347
2013	Inland Empire	.281	126	506	80	142	28	4	4	53	21	2	8	34	0	66	16	4	7	.335	.375
2014	Arkansas	.235	106	344	46	81	13	1	4	23	7	2	5	24	0	62	11	1	2	.293	.314
2015	Arkansas	.248	62	214	17	53	13	1	3	23	6	2	1	18	0	25	5	3	5	.306	.360
	Akron	.197	33	117	14	23	1	1	1	12	3	4	2	8	0	14	2	0	2	.252	.248
2016	Akron	.258	69	244	47	63	17	2	6	28	2	4	9	21	0	67	8	1	3	.335	.418
	Columbus	.164	22	73	7	12	0	1	1	9	1	3	3	3	0	28	1	0	0	.220	.233
2017	Akron	.325	14	40	7	13	3	1	1	5	1	1	0	8	0	13	2	0	0	.429	.525
	Columbus	.251	101	334	49	84	23	0	15	47	6	3	7	30	0	87	8	0	1	.324	.455
2018	Columbus	.202	78	238	22	48	10	2	5	16	8	0	5	18	0	63	5	2	1	.272	.324
2019	<b>CLEVELAND</b>	<b>.049</b>	<b>15</b>	<b>41</b>	<b>4</b>	<b>2</b>	<b>1</b>	<b>0</b>	<b>0</b>	<b>2</b>	<b>1</b>	<b>1</b>	<b>0</b>	<b>5</b>	<b>0</b>	<b>24</b>	<b>0</b>	<b>0</b>	<b>2</b>	<b>.149</b>	<b>.073</b>
	Columbus	.244	90	295	40	72	10	5	6	38	0	2	3	27	0	83	14	1	1	.312	.373
2020	Alternate training site	-	-	-	-	-	-	-	-	-	-	-	-	-	-	-	-	-	-	-	-
<b>Minor League Totals</b>		<b>.248</b>	<b>763</b>	<b>2653</b>	<b>363</b>	<b>659</b>	<b>131</b>	<b>19</b>	<b>47</b>	<b>274</b>	<b>56</b>	<b>23</b>	<b>46</b>	<b>206</b>	<b>0</b>	<b>543</b>	<b>79</b>	<b>14</b>	<b>25</b>	<b>.311</b>	<b>.365</b>
<b>Major League Totals</b>		<b>.049</b>	<b>15</b>	<b>41</b>	<b>4</b>	<b>2</b>	<b>1</b>	<b>0</b>	<b>0</b>	<b>2</b>	<b>1</b>	<b>1</b>	<b>0</b>	<b>5</b>	<b>0</b>	<b>24</b>	<b>0</b>	<b>0</b>	<b>2</b>	<b>.149</b>	<b>.073</b>

**STAMETS' CAREER FIELDING**

Pos.	G	GS	INN	TC	PO	A	E	DP	PCT
SS	15	14	118.0	40	10	28	2	3	.950

**STAMETS' CAREER TRANSACTIONS**

- 2012: Selected by Los Angeles-AL in the sixth round of the First-Year Player Draft.
- 2015: Acquired by Cleveland from Los Angeles-NL in exchange for OF David Murphy, July 28.
- 2019: Signed by Colorado as a Minor League free agent, Nov. 13.

# 29

Ht: 6-3      Wt: 201      B/T: R/R  
**Opening Day Age:** 28  
**Born:** Feb. 24, 1993 in Martinez, Calif.  
**Major League Service:** 3.049  
**Contract:** Through 2022  
**Obtained:** Acquired from Cincinnati in a four-player trade on Nov. 25, 2020



## ROBERT STEPHENSON

RIGHT-HANDED PITCHER

### CAREER HIGHLIGHTS

- Made his first Opening Day roster with Cincinnati in 2016 and began each subsequent season on the active roster
- Was ranked by *Baseball America* as Cincinnati's top prospect for three consecutive years, 2014-16
- Played in the Futures Game in 2014, rated by *Baseball America* as the best pitching prospect in the Southern League and rated as having the best fastball in the league as well

STEPHENSON

#### MAJOR LEAGUE DEBUT

4/7/16 with CIN vs. PHI

#### FIRST ML WIN

4/7/16 with CIN vs. PHI

#### FIRST ML SAVE

5/6/17 with CIN vs. SF

**2020: Missed 24 games while on the 10-day injured list with a mid-back strain ... traded to Colorado, along with Minor League outfielder Jameson Hannah, in exchange for right-handed pitchers Jeff Hoffman and Casey Williams (Minor League) on Nov. 25.**

- Made his fourth consecutive Opening Day roster and spent a second consecutive full season on the Reds' active roster or injured list.
- Pitched one game (July 25 vs. Detroit) before being placed on the injured list with a mid-back strain ... was reinstated on Aug. 24 and made nine more appearances.
- Retired his first batter in seven of 10 games, while stranding all six inherited runners.
- Was on Cincinnati's Wild Card Series roster at Atlanta, but did not pitch.

**2019: Spent his first full season in the Majors, with one injured list stint (May 31-June 15, cervical strain).**

- Made 57 appearances out of the bullpen, his first Major League season without a start.
- Went 2-2 with a 5.35 ERA (38.2 IP, 23 ER) over his first 33 games of the season (through July 25), 1-0 with a 1.38 ERA (26.0 IP, 4 ER) over his final 24 outings, including an opponent batting average of .136 over that span.
- His ERA after July 26, among relievers with a minimum of 26.0 innings pitched, was the lowest for a National League reliever and the second-lowest of any pitcher in the National League (lowest: Jack Flaherty, 0.92).
- Had a streak of 17 consecutive retired batters, April 2-15.
- Ran a scoreless streak of 12.0 innings from July 30-Sept. 4.
- Retired his first batter faced in 45 of 57 appearances, while stranding 11 of 15 inherited runners.

**2018: Named an MiLB.com Organization All-Star after leading all Reds Minor League pitchers in ERA (2.87) and ranking second in wins (11) and third in strikeouts (135).**

- Ranked first in the International League in opponents' batting average (.184), second in strikeouts, third in wins and WHIP (1.16), fourth in walks (57) and sixth in ERA.
- Promoted to Cincinnati on Aug. 8 and made three starts and one relief appearance before being moved to the 10-day disabled list Aug. 30 with right shoulder tendinitis and missing the rest of the season.
- Made five consecutive quality starts for Triple-A Louisville prior to his Aug. 8 promotion.
- Named International League Pitcher of the Week on July 30, after combining for 14.0 innings and two runs allowed over his previous two starts.

**2017: Among National League rookie pitchers, ranked sixth in opponents' batting average (.256), ninth in strikeouts (86) and 10th in ERA (4.68).**

- Made 11 starts and 14 relief appearances in his second Major League season ... went 5-4 with a 3.41 ERA (58.0 IP, 22 ER) as a starter, 0-2 with a 7.43 ERA (26.2 IP, 22 ER) as a reliever.
- Made 13 appearances in his first Major League stint of the season (0-2, 8.03 ERA) before being optioned to Triple-A Louisville on May 30 ... was recalled July 22.
- Placed on the disabled list Aug. 6 with a bruised right shoulder and was reinstated on Aug. 13.

**(STEPHENSON, continued)**

- Finished the season following his reinstatement from the injured list by going 5-2 with a 2.74 ERA (including four quality starts) across one relief appearance and eight starts.

**2016: Made his Major League debut in a start on April 6 vs. Philadelphia ... earned the win after allowing four runs (three earned) on six hits with two walks and one strikeout over five innings of work in the 10-6 victory.**

- Made the Reds' Opening Day roster ... was optioned to Triple-A on March 18, but was recalled prior on Opening Day when right-handed pitcher Homer Bailey went on the disabled list.
- Became the first Reds pitcher to win his Major League debut since right-hander Sam LeCure on May 28, 2010 vs. Houston ... was optioned to Triple-A following the game.
- Totaled eight starts across four starts with the Reds, going 2-3 with a 6.08 ERA (37.0 IP, 25 ER), 19 walks and 31 strikeouts.
- Went 8-9 with a 4.41 ERA (136.2 IP, 67 ER), 71 walks and 120 strikeouts for Louisville, and following the season was named the fifth-best prospect in the Reds organization by MLB.com.

**2015: Combined for 25 starts between Double-A Pensacola and Triple-A Louisville, going 8-11 with a 3.83 ERA (134.0 IP, 57 ER), 70 walks and 140 strikeouts.**

- Named International League Pitcher of the Week for July 27-Aug. 2, after combining to allow one run on six hits with three walks and 15 strikeouts over 14.0 innings of work in two starts.
- Rated by *Baseball America* as the 11th-best prospect in the International League.
- Received his second invite to Spring Training, but did not appear in a game.

**2014: Made 27 appearances for Double-A Pensacola and was a Southern League All-Star.**

- Led the Southern League with 140 strikeouts and tied for the lowest opponents' batting average (.224) ... the strikeouts were a franchise record.
- Appeared in the All-Star Futures Game and pitched a scoreless inning in the 3-2 USA win.
- Invited to his first Major League Spring Training and allowed four runs (three earned) on seven hits with one walk and one strikeout in four innings over three appearances.

**2013: Named Cincinnati's Minor League Pitcher of the Year, a Midwest League All-Star.**

- Combined to go 7-7 with a 2.99 ERA (114.1 IP, 38 ER), 35 walks and 136 strikeouts across 14 starts for Single-A Dayton, High-A Bakersfield and Double-A Pensacola.
- Retired his first 17 batters faced on May 30 vs. South Bend before allowing an infield single with two outs in the sixth inning.
- Tabbed as the starter for the Midwest League All-Star Game but was scratched with a hamstring injury.

**2012: Made 15 starts between Rookie Level Billings and Single-A Dayton in his first professional season.**

- Combined to go 3-4 with a 3.18 ERA (65.0 IP, 23 ER), 23 walks and 72 strikeouts.
- Baseball America* rated him as the second-best prospect in the organization and ranked both his fastball and curveball as the best in the Reds system.

**HIGH SCHOOL/COLLEGE:** Attended Alhambra High School in Martinez, Calif.

- Pitched consecutive no-hitters to open his senior season in 2011.
- Named the *San Jose Mercury News'* Gatorade California Player of the Year.



@ROBSTEEV44

**2020****HIGHS AND LOWS****CAREER**

2.0, Aug. 30 vs. CHC	<b>Most IP</b>	7.0, April 19, 2016 vs. COL
None	<b>Low-hit CG</b>	None
3, 2x, last: Sept. 19 vs. CHW	<b>Runs</b>	7, May 29, 2017 at TOR
3, 2x, last: Sept. 19 vs. CHW	<b>ER</b>	6, May 29, 2017 at TOR
3, 2x, last: Sept. 19 vs. CHW	<b>Hits</b>	10, May 29, 2017 at TOR
3, Sept. 19 vs. CHW	<b>HRs</b>	3, Sept. 19, 2020 vs. CHW
2, Sept. 13 at STL	<b>Walks</b>	7, July 27, 2017 at MIA
2, 3x, last: Sept. 19 vs. CHW	<b>Strikeouts</b>	11, Aug. 25, 2017 vs. PIT
None	<b>10+ Strikeout Games</b>	1, Aug. 25, 2017 vs. PIT (11)
No wins	<b>Win Streak</b>	4, Aug. 19-Sept. 5, 2017
No losses	<b>Losing Streak</b>	7, Sept. 5, 2016-July 27, 2017

(STEPHENSON, continued)

STEPHENSON'S CAREER RECORD

Table with columns: Year, Team, W, L, ERA, G, GS, CG, SHO, GF, SV, IP, H, R, ER, HR, HB, BB, IBB, SO, WP, BK. Includes rows for years 2012-2020 and Major League Totals.

Table with columns: Year, Team, AVG, G, AB, R, H, 2B, 3B, HR, RBI, SAC, SF, HBP, BB, IBB, SO, SB, CS, GDP, OBP, SLG. Includes rows for years 2016-2019 and Major League Totals.

STEPHENSON'S CAREER FIELDING

Table with columns: POS., G, GS, INN, TC, PO, A, E, DP, PCT. Row for Position P.

STEPHENSON'S CAREER TRANSACTIONS

- 2011: Selected by Cincinnati in the first round (27th overall) of the First-Year Player Draft.
- 2017: Placed on the 10-day disabled list (right shoulder contusion), Aug. 6; reinstated from the disabled list, Aug 13.
- 2018: Placed on the 10-day disabled list (right shoulder strain), Aug. 30; reinstated from the disabled list, Oct. 1.
- 2019: Placed on the 10-day injured list (cervical strain), May 31; sent to Minors for rehabilitation (Louisville), June 11; reinstated from the injured list, June 16.
- 2020: Placed on the 10-day injured list (mid-back strain), July 28; reinstated from the injured list, Aug. 24; acquired by Colorado from Cincinnati, along with OF Jameson Hannah, in exchange for RHP Jeff Hoffman and RHP Case Williams.

10+ STRIKEOUT GAMES (1)

Table with columns: Date, Opp., Strikeouts. Row: 8/25/17, PIT, 11

STEPHENSON

# 27

Ht: 6-2      Wt: 209      B/T: R/R  
**Opening Day Age:** 28  
**Born:** Nov. 15, 1992 in Irving, Texas  
**Major League Service:** 5.000  
**Contract:** Through 2021  
**Obtained:** Selected in the Competitive Balance Round A of the 2011 First-Year Player Draft



## TREVOR STORY

INFIELDER

STORY

### CAREER HIGHLIGHTS

- Winner of two consecutive Silver Slugger Awards in 2018 and 2019
- Named a National League All-Star in 2018 and 2019 ... hit a home run in his first career All-Star at-bat in 2018 in Washington D.C.
- Hit his 100th career home run May 24, 2019 vs. Baltimore in his 448th career game, the fewest career games played by a shortstop in Major League history before hitting that milestone, besting Alex Rodriguez (470 games)
- Hit at least 20 home runs in each of his first four seasons, the first shortstop in Major League history to begin his career with four straight 20-home-run campaigns (hit 11 in the shortened 2020 season)
- The first Rockies player with multiple seasons of at least 30 home runs and 20 stolen bases, and the second shortstop in Major League history with multiple 30/20 seasons, joining Alex Rodriguez (1998-99)
- In 2018, became the first shortstop in MLB history to record at least 40 doubles, 30 home runs and 25 stolen bases
- His 27 home runs in 2016 were the most for a rookie shortstop in NL history and the second most by any Rockies rookie in franchise history, behind Wilin Rosario's 28 home runs in 2012
- In 2016, became the only player in MLB history to record six home runs in his team's first four games and the first player in history to record two games with multiple home runs within his first four career games

#### MAJOR LEAGUE DEBUT

4/4/16 at ARI

#### FIRST ML HIT

4/4/16 at ARI (home run, Zack Greinke)

#### FIRST ML HOME RUN

4/4/16 at ARI (Zack Greinke)

**2020:** Led the National League and ranked third in MLB with 15 stolen bases ... became the fourth player in Rockies history to lead the league in steals.

- Ranked among league leaders in triples (four, T1), hits (68, T4), total bases (122, 8th), extra-base hits (28, T8), runs (41, T9), and multi-hit games.
- One of six players in the Majors to record double-digit home runs and bases in the shortened season (also: José Ramirez, Fernando Tatis Jr., Mookie Betts, Trea Turner and Trent Grisham).
- Had a single-season career-high-tying, 18-game on-base streak Sept. 5-24 ... slashed .296/.351/.479 across the streak.
- Hit safely in 12 consecutive games from Sept. 7-20, his fifth career hitting streak of 10 or more games.
- Had three hitting streaks of at least nine games during the season, the only player in MLB with three distinct hitting streaks of at least nine games.
- Tied his career high with three extra-base hits on Aug. 15 vs. Texas (sixth time, last: Aug. 12, 2019).
- Batted .328 (21-for-64) vs. left-handed pitching and .275 (47-for-121) vs. righties.

**2019:** Named to his second consecutive All-Star Game and won his second consecutive Silver Slugger Award.

- Won his second consecutive Silver Slugger Award, the 10th player in franchise history to win multiple Silver Sluggers and the second shortstop in franchise history to earn the honor multiple times, after Troy Tulowitzki won the award in 2010-11.
- Set new career highs in runs scored (111), batting average (.294) and on-base percentage (.363).
- Finished among league leaders in runs (111-6th), extra-base hits (78-5th), doubles (38-T5), stolen bases (23-8th), hits (173-9th), total bases (326-T9) and slugging percentage (.554-10th).



**(STORY, continued)**

- Among NL shortstops, ranked first in runs, home runs, on-base percentage and slugging percentage, second in hits and RBI, tied for second in doubles and third in average.
- Became the first Rockie with multiple seasons of at least 30 home runs and 20 stolen bases, and the second shortstop in Major League history with multiple 30/20 seasons, joining Alex Rodriguez (1998-99).
- Batted .290 (27-for-93) with six home runs from the leadoff spot ... hit his first two career leadoff home runs Aug. 30 vs. Pittsburgh and Sept. 2 at Los Angeles-NL.
- Became the second shortstop in Rockies history to have 100 runs and 30 home runs in a season (also: Troy Tulowitzki, 2009) ... he is the eighth National League shortstop to have such a season, the first since Tulowitzki in 2009.
- Recorded a career-best 16-game hitting streak April 11-28 (.358; 24-for-67), the longest hitting streak by a Rockies player in 2019.
- Hit his 100th and 101st career home runs on May 24 vs. Baltimore ... the second home run was his second career walk-off home run ... reached 100 career home runs in the fewest career games played for a shortstop in Major League history (448 games), besting Alex Rodriguez (470 games) ... also played the fewest games to reach 100 home runs in Rockies franchise history, surpassing Todd Helton (491 games).
- Named the National League Player of the Week for the week of June 2, his fourth career Player of the Week Award ... slashed .524/.583/1.048 with nine runs, 11 hits, three doubles, one triple, two home runs and seven RBI in six games.
- Placed on the 10-day injured list June 20 with a right thumb sprain suffered in a game on June 19 ... reinstated on July 2.

**2018: Became the first shortstop in MLB history to record at least 40 doubles, 30 home runs and 25 stolen bases, en route to winning his first career Silver Slugger Award.**

- Homered in his first career All-Star appearance, the third player in franchise history with an All-Star Game home run (also: Matt Holliday, 2008 and Todd Helton, 2003).
- Won his first career Silver Slugger Award, joining Troy Tulowitzki as the only Rockies shortstops to win the award.
- Ranked among National League leaders in extra-base hits (85, 1st), home runs (37, 2nd), slugging percentage (.567, 2nd), doubles (42, T4), RBI (108, T4), stolen bases (27, 6th), multi-hit games (51, T7) and hits (174, 10th).
- Joined Ernie Banks (1957-68, 1960) and Honus Wagner (1903-04, 1907-09) as the only shortstops to lead the National League in extra-base hits ... his 85 extra-base hits were the second-most by a shortstop in NL history behind Jimmy Rollins' 88 extra-base hits in 2007.
- His 37 home runs were the most by a shortstop in franchise history ... one of three NL shortstops (min. 100 starts) to hit at least 37 home runs in a season, joining Ernie Banks (1955, 1957-1960) and Rich Aurilia (2001).
- His 108 RBI were the most by an NL shortstop since Ernie Banks recorded 117 RBI in 1960.
- Recorded his first career three-home run game Sept. 5 vs. San Francisco, the 17th three-homer game in Rockies history (last: Nolan Arenado, July 19, 2017 vs. San Diego) ... his second home run was measured at 505 feet, the longest home run ever measured by Statcast since its inception in 2015.
- Hit five home runs in three games vs. San Francisco Sept. 3-5, tied for the most in a three-game series in franchise history (also: Charlie Blackmon vs. Philadelphia, Aug. 12-14, 2016).
- Hit his first career walk-off home run July 15 vs. Seattle, the last game before the All Star break.
- Named the National League Player of the Week July 9-15, the third Player of the Week honor of his career ... hit .400 with three home runs and three doubles during the week.
- Started all four postseason games at shortstop and recorded a team-high five hits (5-for-18, .278), with one run scored and two doubles.

**2017: Led National League shortstops with 81 RBI ... second among NL shortstops with 23 home runs.**

- His 11 defensive runs saved ranked second-most in MLB among shortstops, behind Andrelton Simmons ... ranked sixth among NL position players with 1.8 defensive WAR ... among NL shortstops, ranked third in total chances (610), second in assists (408), second in double plays (101) and second in fielding percentage (.982).
- Batted .224 (57-for-255) with 11 doubles, 11 home runs and 35 RBI in 75 games in the first half ... in 70 games after the All-Star break, batted .254 (63-for-271) with 21 doubles, 13 home runs and 47 RBI.
- Led the National League with 191 strikeouts, the most in franchise history.
- Recorded a career-high six RBI on Aug. 16 vs. Atlanta, along with his only multi-home run game of the season.
- First career grand slam on April 21 vs. San Francisco ... first career pinch-hit home run on June 16 vs. San Francisco.
- Made his first career postseason appearance in the NL Wild Card Game at Arizona, went 2-for-4 with two runs scored and a solo home run.

**2016: Led all Major League rookies with 27 home runs and tied with 72 RBI, despite having his season cut short by a torn ligament in his left thumb.**

- His 27 home runs were the most for a rookie shortstop in NL history and the second-most by any Rockies rookie in franchise history, behind Wilin Rosario's 28 home runs in 2012.
- His 27 home runs led the National League prior to his injury ... ranked fifth in the NL with 72 RBI.

**(STORY, continued)**

- Before his injury, led all MLB rookies in home runs, RBI, extra-base hits (52) and slugging percentage (.567), and tied for first in walks (35) ... ranked second in runs (67), total bases (211) and WAR (4.7), third in doubles (21) and fourth in hits (101).
- Named the NL Rookie of the Month for April, after hitting 10 home runs and recording 20 RBI ... the 10 home runs in April were tied for the most in MLB history for a rookie (Jose Abreu, 2014) and were the most in NL history by a rookie.
- Won National League Player of the Week honors for the first week of the season (April 4-10) ... joined Fernando Valenzuela of the Los Angeles Dodgers as the only National League rookies to be named the Player of the Week for the first week of the season since the award's inception in 1974.
- Once again named the NL Player of the Week, for the week of July 18-24, after batting .478 (11-for-23) with 10 runs, one double, six home runs, 12 RBI, four walks and two stolen bases.
- Recorded two home runs off Zack Greinke in his Opening Day debut, the sixth player to hit multiple home runs in his Major League debut (last: J.P. Arencibia, 2010 Blue Jays), the first NL player to do so ... was the first player in Major League history to hit two home runs in a Major League debut on Opening Day.
- Became the first player since 1900 to hit at least four home runs in his first three Major League games and the first player since 1900 whose first four hits in the Majors were all home runs.
- Became the first player in Major League history to hit seven home runs over his first six Major League games, and the first player, rookie or not, to hit seven home runs over his team's first six games of the season ... also became the first rookie to ever hit seven home runs over a six-game span at any point of a season.
- Hit at least one home run in four straight games to begin the season, which tied for the longest streak in Major League history (Chris Davis, 2013; Nelson Cruz, 2011; Mark McGwire, 1998; Willie Mays, 1971) ... is the only Major League player in history to hit home runs in his first four career games.

**2015: Split the season between Double-A New Britain and Triple-A Albuquerque, where he made his Triple-A debut and played 61 games for the Isotopes ... added to the Rockies 40-man roster Nov. 20.**

- A *Baseball America* Double-A All-Star and All-Star Futures Game selection for the first time.
- Promoted to Triple-A Albuquerque on June 30 and made his Triple-A debut July 1 ... played 61 games with Albuquerque, where he hit .277 (71-for-256) in 61 games ... hit eight home runs in July.
- Invited to his first Major League Spring Training.

**2014: Played in 108 games across three levels, and batted .263 (104-for-396) with 69 runs, 26 doubles, eight triples, 14 home runs and 48 RBI.**

- Began the year with High-A Modesto, where he played 50 games ... hit .332 (61-for-184) with 38 runs, 17 doubles, seven triples, five home runs and 28 RBI.
- Promoted to Double-A Tulsa on June 27 and finished the season there ... played in 56 games with 43 starts at shortstop ... hit .200 (41-for-205) with 29 runs, eight doubles, one triple, nine home runs and 20 RBI.

**2013: Played the entire season with High-A Modesto as their primary shortstop.**

- Played in 125 games at short with 123 starts ... also played four games at third base.
- Named the ninth-best Rockies prospect by *Baseball America* and also received "Best Defensive Infielder" and "Best Infield Arm" recognition.

**2012: Started 84 games as the primary shortstop for Low-A Asheville.**

- Named a South Atlantic League Post-Season All-Star and MiLB.com Organization All-Star.
- *Baseball America* ranked him as the third-best Rockies prospect.

**2011: Made his professional debut with Rookie Level Casper.**

- Named the Pioneer League Player of the Week for the week of Aug. 15-22, after batting .320 (8-for-25) with eight runs, eight hits, 12 walks, three home runs, nine RBI, four walks and seven strikeouts.
- Named the Pioneer League's #1 prospect following the season by *Baseball America*.

**PERSONAL:** Trevor John Story and his wife, Mallie, reside in the Dallas area during the offseason.

- Son of Ken and Teddie ... has an older brother, Tyler.
- Enjoys playing golf in his free time.
- Played baseball as a kid with Josh Bell (Nationals) and played against former teammate Pat Valaika.

**HIGH SCHOOL/COLLEGE:** Graduated from Irving High School in Irving, Texas.

- Committed to Louisiana State University before being drafted in 2011.



@TSTORY2



@TREVV4

**(STORY, continued)**

2020	HIGHS AND LOWS	CAREER
3, 4x, last: Sept. 2 vs. SF.....	Hits.....	4, 3x, last: Aug. 20, 2019 at ARI
2, July 26 at TEX.....	Home Runs.....	3, Sept. 5, 2018 vs. SF
3, July 26 at TEX.....	RBI.....	7, May 31, 2019 vs. TOR
12, Sept. 7-20.....	Hit Streak.....	16, April 11-28, 2019
3, Aug. 10 vs. ARI.....	Runs.....	4, 2x, last: May 31, 2019 vs. TOR
2, 2x, last: Aug. 15 vs. TEX.....	Doubles.....	2, 13x, last: Aug. 15, 2020 vs. TEX
1, 4x, last: Sept. 26 at ARI.....	Triples.....	2, April 13, 2016 vs. SF
8, July 26 vs. TEX.....	Total Bases.....	12, Sept. 5, 2018 vs. SF
3, Aug. 26 at ARI.....	Walks.....	3, 3x, last: Aug. 26, 2020 at ARI
4, Aug. 30 vs. SD.....	Strikeouts.....	5, May 26, 2019 vs. BAL
2, 2x, last: Sept. 6 at LAD.....	Stolen Bases.....	3, April 16, 2019 at SD

**STORY'S CAREER RECORD**

Year	Team	AVG	G	AB	R	H	2B	3B	HR	RBI	SAC	SF	HBP	BB	IBB	SO	SB	CS	GIDP	OBP	SLG
2011	Casper	.268	47	179	37	48	8	2	6	28	1	2	2	26	0	41	13	1	2	.364	.436
2012	Asheville	.277	122	477	96	132	43	6	18	63	0	2	9	60	0	121	15	3	3	.367	.505
2013	Modesto	.233	130	497	71	116	34	5	12	65	4	1	7	45	0	183	23	1	2	.305	.394
2014	Tri-City	.286	2	7	2	2	1	0	0	0	0	0	0	1	0	3	0	0	0	.375	.429
	Modesto	.332	50	184	38	61	17	7	5	28	0	0	3	31	1	59	20	4	3	.436	.582
	Tulsa	.200	56	205	29	41	8	1	9	20	2	0	2	28	0	82	3	1	1	.302	.380
2015	New Britain	.281	69	256	46	72	20	6	10	40	0	4	5	35	2	73	15	2	0	.373	.523
	Albuquerque	.277	61	256	37	71	20	4	10	40	0	1	2	16	1	68	7	1	1	.324	.504
2016	<b>COLORADO</b>	.272	97	372	67	101	21	4	27	72	2	1	5	35	2	130	8	5	5	.341	.567
2017	Albuquerque #	.273	4	11	2	3	0	0	1	2	0	0	0	2	0	3	1	0	0	.385	.545
	<b>COLORADO</b>	.239	145	503	68	120	32	3	24	82	0	1	2	49	4	191	7	2	12	.308	.457
2018	<b>COLORADO</b>	.291	157	598	88	174	42	6	37	108	0	4	7	47	3	168	27	6	12	.348	.567
2019	<b>COLORADO</b>	.294	145	588	111	173	38	5	35	85	0	3	7	58	0	174	23	8	3	.363	.554
	Albuquerque #	.333	2	6	0	2	0	0	0	0	0	0	0	0	0	2	0	0	0	.333	.333
2020	<b>COLORADO</b>	.289	59	235	41	68	13	4	11	28	0	0	0	24	1	63	15	3	5	.355	.519
<b>Minor League Totals</b>		.264	543	2078	358	548	151	31	71	286	7	10	30	244	4	635	97	13	12	.348	.469
<b>Major League Totals</b>		.277	603	2296	375	636	146	22	134	375	2	9	21	213	10	726	80	24	37	.343	.535

# Minor League rehab

**STORY'S CAREER FIELDING**

POS.	G	GS	INN	TC	PO	A	E	DP	PCT
SS	595	584	5129.2	2543	797	1694	52	396	.980

**STORY'S CAREER POSTSEASON RECORD**

Year	Series	Team	Opp.	AVG	G	AB	R	H	2B	3B	HR	RBI	SAC	SF	HBP	BB	IBB	SO	SB	CS	GIDP	OBP	SLG	
2017	NLWC	COL	ARI	.500	1	4	2	2	0	0	1	1	0	0	0	0	0	0	0	0	0	.500	1.250	
2018	NLWC	COL	CHC	.500	1	6	1	3	1	0	0	0	0	0	0	0	0	1	0	0	0	.500	.667	
	NLDS	COL	MIL	.167	3	12	0	2	1	0	0	0	0	0	0	0	0	6	0	0	0	.167	.250	
<b>Postseason Totals</b>				.318	5	22	3	7	2	0	1	1	0	0	0	0	0	0	7	0	0	0	.318	.545

**STORY'S CAREER ALL-STAR GAME RECORD**

Year	Team	AVG	GS	AB	R	H	2B	3B	HR	RBI	SAC	SF	HBP	BB	IBB	SO	SB	CS	GIDP	OBP	SLG
2018	NL	.500	0	2	1	1	0	0	1	1	0	0	0	0	0	1	0	0	0	.500	2.000
2019	NL	.000	0	1	0	0	0	0	0	0	0	0	0	0	0	1	0	0	0	.000	.000
<b>ASG Totals</b>		.333	0	3	1	1	0	0	1	1	0	0	0	0	0	2	0	0	0	.333	1.333

STORY

**(STORY, continued)**

**STORY'S CAREER TRANSACTIONS**

- 2011: Selected by Colorado in Competitive Balance Round A of the First-Year Player Draft (signed by Dar Cox).
- 2016: Placed on 15-day disabled list (torn ligament in left thumb), Aug. 2; reinstated from the disabled list, Oct. 3.
- 2017: Placed on the 10-day disabled list (strained left shoulder), May 11; sent to the Minors (Albuquerque) for rehabilitation, May 19; reinstated from the 10-day disabled list, May 23.
- 2019: Placed on the 10-day injured list (sprained right thumb), June 20; sent to Minors (Albuquerque) for rehabilitation, June 29; reinstated from the 10-day injured list, July 2.
- 2020: Signed a two-year contract to avoid arbitration, Jan. 31

**STORY**

**CAREER AWARDS**

<b>All-Star</b>	2018 (NL) 2019 (NL)
<b>Silver Slugger</b>	2018 2019
<b>Lou Brock Award (NL stolen base leader)</b>	2020
<b>National League Rookie of the Month</b>	April, 2016
<b>National League Player of the Week</b>	4/10/16 7/24/16 7/15/18 6/2/19

**MULTI-HOME RUN GAMES (15)**

No.	Date	Opp.	Pitcher(s)
2	4/4/16	at ARI	Greinke
2	4/8/16	SD	Rea/Buchter
2	7/7/16	PHI	Morgan
2	7/23/16	ATL	Wisler/Johnson
2	8/16/17	ATL	Jackson/Fried
2	5/12/18	MIL	Suter
2	6/9/18	ARI	Koch
2	8/4/18	at MIL	Peralta/Albers
2	9/3/18	SF	Bumgarner
3	9/5/18	SF	Suárez
2	4/5/19	LAD	Stewart/Garcia
2	5/24/19	BAL	Armstrong/Givens
2	5/31/19	TOR	Jackson/Gaviglio
2	9/13/19	SD	Lucchesi/Stammen
2	7/26/20	at TEX	Palumbo/Goody

**GRAND SLAMS (2)**

Date	Opp.	Inning	Pitcher
4/21/17	SF	4	Cueto
4/24/18	SD	2	Lauer

**PINCH-HIT HOME RUNS (1)**

Date	Opp.	Inning	Pitcher
6/16/17	SF	6	Samardzija

**WALK-OFF RBI (3)**

Date	Opp.	Pitcher	Play
7/16/18	SEA	Vincent	Solo HR
5/24/19	BAL	Givens	Two-run HR
9/28/19	MIL	Albers	Solo HR

**LEADOFF HOME RUNS (2)**

Date	Opp.	Pitcher
8/30/19	PIT	Agrazal
9/2/19	at LAD	Buehler

# 15

Ht: 6-3      Wt: 180      B/T: L/L  
**Opening Day Age:** 27  
**Born:** Feb. 4, 1994 in San Pedro de Macoris, D.R.  
**Major League Service:** 3.020  
**Contract:** Through 2021  
**Obtained:** Signed as a non-drafted international free agent, Nov. 29, 2010  
**Pronunciation:** RYE-mel TAW-pee-uh



## RAIMEL TAPIA

OUTFIELDER

TAPIA

### CAREER HIGHLIGHTS

- Batted leadoff in 34 of Colorado's 60 games in 2020, and posted a .326 batting average, the third-highest leadoff average in the National League in 2020
- First Major League grand slam on July 20, 2018 at Arizona
- Only player in Rockies history with multiple pinch-hit grand slams (July 20, 2018 at Arizona, Sept. 27, 2019 vs. Milwaukee)
- Named an MiLB.com Organizational All-Star every year from 2013-16

#### MAJOR LEAGUE DEBUT

9/2/16 vs. ARI

#### FIRST ML HIT

9/2/16 vs. ARI (single, Zack Godley)

#### FIRST ML HOME RUN

6/30/17 at ARI (Robbie Ray)

### 2020: Batted leadoff in 34 of Colorado's 60 games ... his 46 hits as a leadoff hitter were tied for fourth in the National League.

- Ranked seventh in the NL and first on the Rockies with a .321 batting average (59-for-184) ... recorded six games with three or more hits, tied for the fifth-most in the NL.
- Batted .339 (55-for-164) over the final 43 games of the season, after getting off to a 2-for-16 start over his first eight games through Aug. 10.
- Hit safely in 15 of 16 games from Aug. 11-Sept. 27, batting .354 (23-for-65) with three doubles and five RBI over that span ... had a nine-game hitting streak from Sept. 11-20, his second nine-game hitting streak of the season (also: Aug. 28-Sept. 6).
- Reached base in a career-high 19 consecutive games, Aug. 16-Sept. 6, slashing .356/.442/.479 over that span.
- Hit his first career leadoff home run on Sept. 4 at Dodger Stadium.

### 2019: Placed on the Opening Day roster for the first time in his career and played a career-high 138 games.

- Homered in three straight games, April 20-23, making him the first player since Jimmie Schaffer of the Chicago Cubs (July 28-Aug. 1, 1963) to homer in three straight games before his 300th career at-bat after having not hit more than three total home runs over his first 250 career at-bats.
- Career-high-tying four hits June 27 vs. Los Angeles-NL, his second career four-hit game (also: June 14, 2017 at Pittsburgh).
- Hit an inside-the-park home run on April 20 for his first homer of the year ... his first career inside-the-park home run, the 18th in Rockies history (last: Charlie Blackmon, July 16, 2017 at New York-NL).
- Recorded his second career walk-off RBI May 27 vs. Arizona, a single to drive in Ian Desmond in the 11th inning (also: RBI single on June 15, 2017 vs. San Francisco).
- Hit his fourth pinch-hit home run of the season Sept. 27 vs. Milwaukee in the sixth inning, his second career pinch-hit grand slam (also: July 20, 2018 at Arizona), making him the first player in franchise history with two grand slams in the pinch.
- Placed on the injured list Aug. 26 with a left hand contusion and was reinstated Sept. 3.

### 2018: Spent a majority of the season with Triple-A Albuquerque, and appeared in 25 games with the Rockies across two stints.

- In 105 games with Triple-A Albuquerque, batted .302 (131-for-434) with 81 runs, 33 doubles, nine triples and 11 home runs ... recorded 21 stolen bases and was caught stealing three times.
- In 25 games with the Rockies, including three starts, batted .200 (5-for-25) with six runs, two doubles, one triple, one home run and six RBI.
- First career grand slam on July 20 at Arizona off Archie Bradley, a pinch-hit go-ahead grand slam in the seventh inning ... it was the 12th pinch-hit grand slam in franchise history, the third pinch-hit go-ahead slam in franchise history.



**(TAPIA, continued)**

**2017: Appeared in 70 games across six stints with the Rockies, batting .288 (46-for-160) with two home runs, 16 RBI, eight walks and five stolen bases.**

- Started the season 0-for-15 ... batted .315 (46-for-146) in 60 games after snapping the skid.
- Hit .400 (24-for-60) at Coors Field ... one hit in 10 of 11 starts at home (.409, 18-for-44).
- Made his first career postseason appearance in the NL Wild Card Game at Arizona on Oct. 4 ... recorded a base hit as a pinch-hitter.
- First Major League home run on June 30 at Arizona off of Robbie Ray.
- First career walk-off RBI on June 15 vs. San Francisco, a single off Hunter Strickland.
- Played in 58 games for Triple-A Albuquerque and batted .369 (97-for-263) with 20 doubles, eight triples, two home runs and 30 RBI.

**2016: Made his Major League debut as a pinch-hitter on Sept. 2 vs. Arizona and batted .263 (10-for-38) in 22 games with the Rockies after his recall.**

- Recorded a single off Zack Godley for his first Major League hit in his first at-bat.
- Split the season between Double-A Hartford and Triple-A Albuquerque ... promoted to Albuquerque on Aug. 9, where he hit .333 (31-for-93) with 13 runs, five doubles, four triples, 13 RBI, two walks and six stolen bases.

**2015: Named a Mid-Season, Post-Season and MiLB.com Organization All-Star after batting .305 (166-for-544) with 74 runs, 34 doubles, nine triples, 12 home runs, 71 RBI and 26 stolen bases for High-A Modesto in the California League.**

- Set career highs in games played (131), hits, doubles, triples and home runs.

**2014: Hit .326 (157-for-481) with 93 runs, 32 doubles, one triple, nine home runs, 72 RBI and 33 stolen bases for Asheville, earning Post-Season All-Star and MiLB.com Organization All-Star honors.**

- Ranked second in the South Atlantic League in runs, third in batting average and sixth in stolen bases.

**2013: Named the Topps Pioneer League Player of the Year after hitting a league-leading .357 (92-for-258) with 53 runs, 20 doubles, six triples, seven home runs and 47 RBI for Rookie Level Grand Junction.**

- Also named a Pioneer League Post-Season All-Star, MiLB.com Organization All-Star and a Topps Short-Season/Rookie All-Star.

**2012: Hit .316 (75-for-237) with 31 runs, nine doubles, one triple, 35 RBI and 13 stolen bases in 63 games with the Dominican Summer League Rockies.**

- Hit .336 (41-for-122) with six doubles and 19 RBI in the first half of the season, and .296 (34-for-115) with three doubles and 16 RBI in the second half.

**2011: In his first professional season, hit .262 (65-for-248) with 29 runs, six doubles, three triples, one home run, 35 RBI and 15 stolen bases for the Dominican Summer League Rockies.**

- Led the club in at-bats and RBI, and was second in games played.

**PERSONAL:** Raimel Antonio Tapia ... resides in San Pedro de Macoris, Dominican Republic during the offseason.

- Son of Rafael Tapia Sanatana and Mercedes Linarez ... one of seven children, has three brothers and three sisters ... his older brothers, Rafael Tapia, Antonio Linarez and Jose Linarez, all played professional baseball but none are currently active players.
- Nicknamed El Canrejo (translation: The Crab).
- His brother Antonio runs a Little League program in the Dominican Republic.
- In Little League, Raimel wore the number 15, which is his favorite number.
- In 2020, he donated food and supplies, and personally delivered it, to his neighbors in the Dominican Republic at the onset of the COVID-19 pandemic.



@RAIMELTAPIA



@RAIMELTAPIA

**(TAPIA, continued)**

2020	HIGHS AND LOWS	CAREER
3, 6x, last: Sept. 26 at ARI.....	<b>Hits</b> .....	4, 2x, last: June 27, 2019 vs. LAD
1, Sept. 4 at LAD.....	<b>Home Runs</b> .....	1, 13x, last: Sept. 4, 2020 at LAD
2, 3x, last: Sept. 24 at SF.....	<b>RBI</b> .....	4, 2x, last: Sept. 27, 2019 vs. MIL
9, 2x, last: Sept. 11-20.....	<b>Hit Streak</b> .....	12, May 22-June 2, 2019
2, 3x, last: Sept. 26 at ARI.....	<b>Runs</b> .....	4, May 31, 2019 vs. TOR
2, Sept. 27 at ARI.....	<b>Doubles</b> .....	2, 2x, last: Sept. 27, 2020 at ARI
1, 2x, last: Aug. 28, 2020 vs. SD.....	<b>Triples</b> .....	1, 9x, last: Aug. 28, 2020 vs. SD
5, Aug. 16 vs. TEX.....	<b>Total Bases</b> .....	9, July 3, 2017 vs. CIN
4, Aug. 20 vs. HOU.....	<b>Walks</b> .....	4, Aug. 20, 2020 vs. HOU
2, 6x, last: Sept. 21 at SF.....	<b>Strikeouts</b> .....	3, 7x, last: Sept. 4, 2019 at LAD
1, 8x, last: Sept. 24 at SF.....	<b>Stolen Bases</b> .....	2, June 27, 2017 at SF

**TAPIA'S CAREER RECORD**

Year	Team	AVG	G	AB	R	H	2B	3B	HR	RBI	SAC	SF	HBP	BB	IBB	SO	SB	CS	GIDP	OBP	SLG
2011	DSL Rockies	.262	67	248	29	65	6	3	1	35	5	1	2	26	1	41	15	8	4	.336	.323
2012	DSL Rockies	.316	63	237	31	75	9	1	0	35	3	4	8	20	0	35	13	11	2	.383	.363
2013	Grand Junction	.357	66	258	53	92	20	6	7	47	5	3	5	15	2	31	10	9	4	.399	.562
2014	Asheville	.326	122	481	93	157	32	1	9	72	8	4	11	35	2	90	33	16	5	.382	.453
2015	Modesto	.305	131	544	74	166	34	9	12	71	7	13	5	24	3	105	26	10	6	.333	.467
2016	Hartford	.323	104	424	79	137	20	5	8	34	2	3	3	25	2	49	17	14	7	.363	.450
	Albuquerque	.346	24	104	14	36	5	5	0	14	0	3	1	2	0	12	6	3	2	.355	.490
	<b>COLORADO</b>	.263	22	38	4	10	0	0	0	3	0	1	0	2	0	11	3	0	0	.293	.263
2017	Albuquerque	.369	58	263	45	97	20	8	2	30	0	1	0	13	1	42	12	2	1	.397	.529
	<b>COLORADO</b>	.288	70	160	27	46	12	2	2	16	1	0	2	8	1	36	5	2	3	.329	.425
2018	Albuquerque	.302	105	434	81	131	33	9	11	62	3	1	2	32	2	85	21	3	12	.352	.495
	<b>COLORADO</b>	.200	25	25	6	5	2	1	1	6	0	0	0	2	0	7	0	0	0	.259	.480
2019	<b>COLORADO</b>	.275	138	426	54	117	23	5	9	44	0	0	0	21	0	100	9	3	2	.309	.415
2020	<b>COLORADO</b>	.321	51	184	26	59	8	2	1	17	1	3	2	14	0	38	8	2	3	.369	.402
<b>Minor League Totals</b>		.319	740	2993	499	956	179	47	50	400	33	33	37	192	13	490	153	76	43	.364	.461
<b>Major League Totals</b>		.285	306	833	117	237	45	10	13	86	2	4	4	47	1	192	25	7	8	.324	.409

**TAPIA**

**TAPIA'S CAREER POSTSEASON RECORD**

Year	Series	Team	Opp.	AVG	G	AB	R	H	2B	3B	HR	RBI	SAC	SF	HBP	BB	IBB	SO	SB	CS	GIDP	OBP	SLG
2017	NLWC	COL	ARI	1.000	1	1	0	1	0	0	0	0	0	0	0	0	0	0	0	0	0	1.000	1.000
<b>Postseason Totals</b>				1.000	1	1	0	1	0	0	0	0	0	0	0	0	0	0	0	0	0	1.000	1.000

**TAPIA'S CAREER FIELDING**

POS.	G	GS	INN	TC	PO	A	E	DP	PCT
LF	148	129	1176.1	245	229	8	8	1	.967
RF	33	22	216.2	37	36	0	1	0	.973
CF	34	16	174.2	44	43	1	0	0	1.000

**TAPIA'S CAREER TRANSACTIONS**

- 2010: Signed by Colorado as a non-drafted international free agent, Nov. 29 (signed by Rolando Fernandez, Jhonathan Leyba and Hector Roa).
- 2019: Placed on the 15-day injured list (left hand contusion), Aug. 26; reinstated from the 15-day injured list, Sept. 3.

**PINCH-HIT HOME RUNS (5)**

Date	Opp.	Inning	Pitcher
7/20/18	at ARI	7	A. Bradley
4/22/19	WSH	8	K. Barraclough
6/22/19	at LAD	7	C. Ferguson
7/15/19 (1)	SF	6	J. Samardzija
9/27/19	MIL	6	J. Jackson

**WALK-OFF RBI (2)**

Date	Opp.	Pitcher	Play
6/15/17	SF	H. Strickland	RBI single
5/27/19	ARI	M. Andriese	RBI single

**GRAND SLAMS (2)**

Date	Opp.	Inning	Pitcher
7/20/18	at ARI	7	A. Bradley
9/27/19	MIL	6	J. Jackson

**LEADOFF HOME RUNS (1)**

Date	Opp.	Pitcher
9/4/20	at LAD	Dustin May

# 32

**Ht:** 6-4      **Wt:** 244      **B/T:** R/R  
**Opening Day Age:** 25  
**Born:** April 30, 1995 in San Antonio de Maturin, Venezuela  
**Major League Service:** 0.135  
**Contract:** Through 2021  
**Obtained:** Selected off waivers from Miami, Sept. 3, 2020  
**Pronunciation:** HAY-soos tih-NO-ko



## JESUS TINOCO

RIGHT-HANDED PITCHER / NON-ROSTER INVITEE

TINOCO

### CAREER HIGHLIGHTS

- Made his Major League debut May 31, 2019 vs. Toronto, his first professional season as a reliever
- First Major League save Sept. 14, 2019 vs. San Diego
- Selected to the 2018 Futures Game as a member of the Hartford Yard Goats
- Ranked second in the Eastern League with a team-high 132 strikeouts in 2018
- MiLB.com South Atlantic League Player of the Month for August 2015
- On his second career stint with the Rockies after being selected off waivers from Miami Sept. 3, 2020 ... originally acquired from Toronto along with RHPs Miguel Castro and Jeff Hoffman, in exchange for SS Troy Tulowitzki and RHP LaTroy Hawkins on July 28, 2015

#### MAJOR LEAGUE DEBUT

5/31/19 vs. TOR

#### FIRST ML SAVE

9/14/19 vs. SD

**2020: Traded to Miami Aug. 13 in exchange for RHP Chad Smith ... designated for assignment by Miami after three appearances and selected off waivers by Colorado Sept. 3.**

- Combined for five scoreless, hitless innings (three walks, three strikeouts) across three appearances for the Marlins.
- Made three appearances for the Rockies in Sept. after being re-acquired, allowing one run on three hits with four walks and three strikeouts over 3.2 innings.

**2019: Made 24 relief appearances across three stints in his first season in the Majors, including his Major League debut May 31 vs. Toronto, in his first season as a reliever.**

- Went 0-3 with one save and a 4.75 ERA (36.0 IP, 19 ER) across his 24 appearances.
- Recalled for the first time on May 31 and made his debut that day vs. Toronto, pitching a scoreless inning ... struck out Brandon Drury for his first Major League strikeout.
- First career save on Sept. 14 vs. San Diego, pitching 1.1 scoreless innings in the Rockies' 11-10 win.
- Six-inning scoreless streak Aug. 13-19 ... pitched three scoreless innings of relief on Aug. 13 vs. Arizona, also recorded his first Major League hit in the game ... also worked three scoreless frames Aug. 16 vs. San Diego.
- Struck out a career-high six batters Aug. 7 at Houston across 2.1 innings of work.
- In 29 relief appearances with Triple-A Albuquerque, went 3-1 with a 3.97 ERA (34.0 IP, 15 ER).

**2018: Pitched a team-high 141.0 innings, while striking out a team-high 132 batters, which also ranked second most in the Eastern League.**

- In 26 starts with Double-A Hartford, went 9-12 with a 4.79 ERA (141.0 IP, 75 ER), 38 walks and 132 strikeouts.
- Named to the 2018 Futures Game and pitched one scoreless inning.
- Made 10 relief appearances for the Salt River Rafters in the Arizona Fall League, posting a 1.72 ERA (15.2 IP, 3 ER), six walks and 14 strikeouts.

**2017: Made 24 starts with High-A Lancaster and set career highs with 11 wins, 140.2 innings pitched and 107 strikeouts.**

- Tied for the team lead and ranked second in the California League with 11 wins ... ranked fourth on the club and fifth in the California League in innings pitched, and 11th in the league in strikeouts.
- Earned two Player of the Week Awards, for the weeks of May 14 and Aug. 20.

**2016: Went a combined 3-11 with a 6.86 ERA (99.2 IP, 76 ER) between Low-A Asheville and High-A Modesto**

- Was 3-3 with a 4.23 ERA (38.1 IP, 18 ER) in seven starts on the road with Low-A Asheville.

**(TINOCO, continued)**

**2015: Went 2-6 with a 3.54 ERA (81.1 IP, 32 ER) for Low-A Lansing in the Blue Jays system, before being traded to the Rockies.**

- Assigned to Low-A Asheville and made his first start with the club on Aug. 2 ... went 5-0 with a 0.77 ERA (35.0 IP, 3 ER) in August, earning MiLB.com South Atlantic League Player of the Month honors.

**2014: Pitched a club-high 56.1 innings while striking out the second-most batters (47) at Rookie Level Bluefield.**

- His 47 strikeouts were a career high.

**2013: Led the Rookie Level Blue Jays in innings pitched and strikeouts.**

**2012: Spent a majority of the season in the Dominican Summer League, making seven starts and five relief appearances.**

**PERSONAL:** Jesus Rafael Tinoco ... son of Jesus Tinoco and Migdalis Veliz ... resides in his hometown of Bocas de Rio Chiquito, Venezuela during the offseason.

- Has one sister, Vanessa, and one brother, Jose.
- His favorite food is Pabellon Venezolano ... favorite music is reggaeton, salsa and merengue.

**HIGH SCHOOL/COLLEGE:** Attended Escuela Bolivariana de Guanaguana in Venezuela.



**TINOCO**

2020	HIGHS AND LOWS	CAREER
2.0, 2x, last: Aug. 26 at NYM.....	Most IP.....	3.0, 2x, last: Aug. 13, 2019 vs. ARI
None.....	Low-hit CG.....	None
1, Sept. 25 at ARI.....	Runs.....	5, July 15, 2019 vs. SF
1, Sept. 25 at ARI.....	ER.....	4, July 15, 2019 vs. SF
2, Sept. 18 vs. LAD.....	Hits.....	5, July 15, 2019 vs. SF
None.....	HRs.....	2, July 15, 2019 vs. SF
2, 2x, last: Sept. 25 at ARI.....	Walks.....	3, 3x, last: Aug. 25, 2019 at STL
2, 2x, last: Sept. 25 at ARI.....	Strikeouts.....	6, Aug. 7, 2019 at HOU
None.....	10+ Strikeout Games.....	None
None.....	Win Streak.....	None
None.....	Losing Streak.....	2, June 22-Sept. 8, 2019

**TINOCO'S CAREER RECORD**

Year	Team	W	L	ERA	G	GS	CG	SHO	GF	SV	IP	H	R	ER	HR	HB	BB	IBB	SO	WP	BK
2012	DSL Blue Jays	0	4	4.14	12	7	0	0	0	0	37.0	37	24	17	0	3	12	0	26	6	0
	GCL Blue Jays	1	1	6.00	2	0	0	0	0	0	6.0	7	4	4	0	1	1	0	8	0	1
2013	GCL Blue Jays	0	5	5.09	12	9	0	0	1	1	46.0	49	28	26	0	1	21	0	45	1	1
	Bluefield	1	9	4.95	13	12	0	0	1	1	56.1	62	44	31	4	3	20	0	47	4	2
2015	Lansing	2	6	3.54	15	15	0	0	0	0	81.1	88	38	32	1	2	22	0	68	7	1
	Asheville	5	0	1.80	7	7	0	0	0	0	40.0	36	9	8	2	2	8	0	37	1	0
2016	Asheville	3	8	5.63	16	16	0	0	0	0	86.1	118	65	54	10	2	25	0	53	3	0
	Modesto	0	3	14.85	4	4	0	0	0	0	13.1	37	23	22	3	1	3	0	8	1	1
2017	Lancaster	11	4	4.67	24	24	0	0	0	0	140.2	157	78	73	19	4	50	0	107	17	0
2018	Hartford	9	12	4.79	26	26	1	1	0	0	141.0	149	77	75	23	1	38	0	132	6	0
2019	Albuquerque	3	1	3.97	29	0	0	0	16	1	34.0	33	17	15	4	0	18	0	23	1	0
	<b>COLORADO</b>	0	3	4.75	24	0	0	0	3	1	36.0	36	23	19	12	1	22	1	28	1	0
2020	<b>MIAMI</b>	0	0	0.00	3	0	0	0	1	0	5.0	0	0	0	0	0	3	0	3	0	0
	<b>COLORADO</b>	0	0	2.45	3	0	0	0	2	0	3.2	3	1	1	0	0	4	0	3	2	0
<b>Minor League Totals</b>		<b>35</b>	<b>53</b>	<b>4.71</b>	<b>160</b>	<b>120</b>	<b>1</b>	<b>1</b>	<b>18</b>	<b>3</b>	<b>682.0</b>	<b>773</b>	<b>407</b>	<b>357</b>	<b>66</b>	<b>20</b>	<b>218</b>	<b>0</b>	<b>554</b>	<b>47</b>	<b>6</b>
<b>Major League Totals</b>		<b>0</b>	<b>3</b>	<b>4.03</b>	<b>30</b>	<b>0</b>	<b>0</b>	<b>6</b>	<b>1</b>	<b>44.2</b>	<b>39</b>	<b>24</b>	<b>20</b>	<b>12</b>	<b>1</b>	<b>27</b>	<b>1</b>	<b>34</b>	<b>3</b>	<b>0</b>	<b>0</b>

Year	Team	AVG	G	AB	R	H	2B	3B	HR	RBI	SAC	SF	HBP	BB	IBB	SO	SB	CS	GDP	OBP	SLG
2019	<b>COLORADO</b>	.200	24	5	1	1	0	0	0	0	0	0	0	0	0	4	0	0	0	.200	.200
<b>Major League Totals</b>		<b>.200</b>	<b>24</b>	<b>5</b>	<b>1</b>	<b>1</b>	<b>0</b>	<b>0</b>	<b>0</b>	<b>0</b>	<b>0</b>	<b>0</b>	<b>0</b>	<b>0</b>	<b>0</b>	<b>4</b>	<b>0</b>	<b>0</b>	<b>0</b>	<b>.200</b>	<b>.200</b>

**TINOCO'S CAREER FIELDING**

POS.	G	GS	INN	TC	PO	A	E	DP	PCT
P	30	0	44.2	7	3	4	0	0	1.000

**TINOCO'S CAREER TRANSACTIONS**

- 2011: Signed by Toronto as a non-drafted international free agent, Sept. 22.
- 2015: Acquired by Colorado along with RHPs Miguel Castro and Jeff Hoffman in exchange for SS Troy Tulowitzki and RHP LaTroy Hawkins, July 28.
- 2020: Acquired by Miami in exchange for RHP Chad Smith, Aug 13; selected by Colorado off waivers, Sept. 3.

83

Ht: 6-2      Wt: 199      B/T: R/R  
**Opening Day Age:** 24  
**Born:** May 30, 1996 in Los Angeles, Calif.  
**Major League Service:** 0.000  
**Contract:** Through 2021  
**Obtained:** Selected in the 16th round of the 2017 First-Year Player Draft  
**Pronunciation:** TRAY-ho



# ALAN TREJO

INFIELDER / NON-ROSTER INVITEE

TREJO

## CAREER HIGHLIGHTS

- Attending his second Major League Spring Training in 2021
- Hit 15 home runs for Double-A Hartford in 2019, tied for the most on the team
- Honored as a Post-Season All-Star for Rookie Level Grand Junction in 2017
- Mid-Season All-Star in 2018 for High-A Lancaster and for Double-A Hartford in 2019

**2020: Named to Colorado's 2020 player pool and spent the 60-game shortened season at the alternate training site in Denver.**

- Attended his first Major League Spring Training and batted .353 (6-for-17) with one double, three RBI, three walks and five strikeouts over 16 games.

**2019: Played a career-high 125 games for Double-A Hartford, batting .243 (106-for-437).**

- His 15 home runs were tied with INF Brett Boswell and OF Vince Fernandez for the team lead.
- Named a Mid-Season All-Star after batting .272 (59-for-217) with 18 runs, nine doubles, eight home runs, 27 RBI and 11 walks across 61 games in the first half.
- Collected a career-high nine total bases on Aug. 4 vs. Trenton, after going 4-for-5 with two doubles, one home run and four RBI.

**2018: Named a Mid-Season All-Star for High-A Lancaster.**

- Hit four of his 10 home runs on the season in the month of April.
- Made 80 starts at shortstop and 26 at third base.
- Batted .333 (32-for-96) with nine doubles, three home runs and 14 RBI in August.

**2017: Batted .347 (60-for-173) for Rookie Level Grand Junction in his first professional season.**

- Named a Post-Season All-Star for Grand Junction.
- Hit his first career home run on July 8 vs. Ogden.
- Batted .425 (34-for-80) across 22 games at home.

**PERSONAL:** Alan Ray Trejo ... son of Ray and Elsa.

- His dad coached varsity basketball at Roosevelt High School in Los Angeles for 13 years.
- Enjoys running, building model planes, hiking and cliff jumping.

**HIGH SCHOOL/COLLEGE:** Attended Warren High School in Downey, Calif., where he was a three-time All-CIF Division 3 First-Team honoree.

- Attended San Diego State University ... majored in aerospace engineering.



@ALANTREI3



@ALANTREJO13

## TREJO'S CAREER RECORD

Year	Team	AVG	G	AB	R	H	2B	3B	HR	RBI	SAC	SF	HBP	BB	IBB	SO	SB	CS	GDP	OBP	SLG
2017	Grand Junction	.347	46	173	30	60	13	2	7	32	2	2	4	9	0	28	7	4	1	.388	.566
2018	Lancaster	.278	114	449	65	125	28	4	10	67	5	6	6	31	0	113	3	6	5	.329	.425
2019	Hartford	.243	125	437	45	106	20	0	15	49	7	2	5	25	0	105	5	4	14	.290	.391
2020	Alternate training site	-	-	-	-	-	-	-	-	-	-	-	-	-	-	-	-	-	-	-	-
<b>Minor League Totals</b>		<b>.275</b>	<b>285</b>	<b>1059</b>	<b>140</b>	<b>291</b>	<b>61</b>	<b>6</b>	<b>32</b>	<b>148</b>	<b>14</b>	<b>10</b>	<b>15</b>	<b>65</b>	<b>0</b>	<b>246</b>	<b>15</b>	<b>14</b>	<b>20</b>	<b>.323</b>	<b>.434</b>

## TREJO'S CAREER TRANSACTIONS

- 2017: Selected by Colorado in the 16th round of the First-Year Player Draft (signed by Jon Lukens).



# 76

**Ht:** 6-2     **Wt:** 221     **B/T:** R/R  
**Opening Day Age:** 22  
**Born:** Feb. 18, 1999 in Grapevine, Texas  
**Major League Service:** 0.000  
**Contract:** Through 2021  
**Obtained:** Selected in the second round of the 2017 First-Year Player Draft  
**Pronunciation:** vill-AID



## RYAN VILADE

INFIELDER/OUTFIELDER / NON-ROSTER INVITEE

VILADE

### CAREER HIGHLIGHTS

- Attending his second Major League Spring Training in 2021
- Named an MiLB.com Organization All-Star and a California League Post-Season All-Star in 2019
- Named a Pioneer League Mid-Season All-Star in 2017
- The Rockies' first pick in the 2017 First-Year Player Draft

### 2020: Did not play due to the COVID-19 pandemic.

- Attended his first Major League Spring Training and went 2-for-12 (.167) with three walks, four strikeouts and one stolen base.

### 2019: Named an MiLB.com Organization All-Star and a California League Post-Season All-Star.

- Led the California League with 327 total bases ... also ranked among league leaders in triples (10, T1st), runs scored (92, 2nd), hits (154, 2nd), extra-base hits (49, 3rd), batting average (.303, 3rd), doubles (27, 5th), RBI (71, 6th) and stolen bases (24, T8th).
- Named the August Player of the Month after batting .368 (43-for-117) with four doubles, two triples, seven home runs, 18 RBI and eight stolen bases in 28 games.
- First career multi-home run game on Aug. 2 vs. Modesto.
- Started 81 games at shortstop and 46 games at third base, his first professional experience at third.

### 2018: Appeared in 125 games with Low-A Asheville, batting .274 with 20 doubles, four triples, five home runs, 44 RBI and 17 stolen bases.

- Batted .310 (77-for-278) in the second half, after batting .230 (48-for-209) prior to the All-Star break.

### 2017: Named a Pioneer League Mid-Season All-Star in his first professional season.

- At the midway point of the season, led the league with a .455 on-base percentage and ranked fourth with a 1.000 OPS.
- Went 2-for-4 with a home run in his first professional game, June 26 at Idaho Falls.

**PERSONAL:** Ryan James Vilade ... son of James and Jennifer ... has two siblings: Kenzie and Trent.

- His father is a scout for the Miami Marlins.
- Enjoys going to Oklahoma City Thunder games in his free time.
- He was a bat boy for his dad's college team.

**HIGH SCHOOL/COLLEGE:** Attended Stillwater High School in Stillwater, Okla.

- Named the Gatorade Player of the Year his senior year after batting .410 with seven home runs and 34 RBI.
- Committed to play at Oklahoma State University, where his dad was formerly an assistant coach.



@RYANVILADE



@RYANVILADE

### VILADE'S CAREER RECORD

Year	Team	AVG	G	AB	R	H	2B	3B	HR	RBI	SAC	SF	HBP	BB	IBB	SO	SB	CS	GIDP	OBP	SLG
2017	Grand Junction	.308	33	117	23	36	3	2	5	21	0	1	1	27	0	31	5	5	4	.438	.496
2018	Asheville	.274	124	457	77	125	20	4	5	44	13	4	9	49	1	96	17	13	8	.353	.368
2019	Lancaster	.303	128	509	92	154	27	10	12	71	6	13	3	56	0	95	24	7	20	.367	.466
2020	Did not play	-	-	-	-	-	-	-	-	-	-	-	-	-	-	-	-	-	-	-	-
<b>Minor League Totals</b>		<b>.291</b>	<b>285</b>	<b>1083</b>	<b>192</b>	<b>315</b>	<b>50</b>	<b>16</b>	<b>22</b>	<b>136</b>	<b>19</b>	<b>18</b>	<b>13</b>	<b>132</b>	<b>1</b>	<b>222</b>	<b>46</b>	<b>25</b>	<b>32</b>	<b>.369</b>	<b>.428</b>

### VILADE'S CAREER TRANSACTIONS

– 2017: Selected by Colorado in the second round of the First-Year Player Draft (signed by Jesse Retzlaff).

# 79

Ht: 6-1      Wt: 235      B/T: R/R  
**Opening Day Age:** 23  
**Born:** Oct. 9, 1997 in Coral Springs, Fla.  
**Major League Service:** 0.000  
**Contract:** Through 2021  
**Obtained:** Selected in the fourth round of the 2016 First-Year Player Draft



## COLTON WELKER

INFIELDER

### CAREER HIGHLIGHTS

- Attending his third Major League Spring Training in 2021
- Named a Mid-Season All-Star for Double-A Hartford in 2019
- Mid-Season and Post-Season All-Star for High-A Lancaster in 2018, and a Mid-Season All-Star and MiLB.com Organization All-Star for Rookie Level Grand Junction in 2016
- Rated #2 Rockies prospect by MLB.com and the #5 Rockies prospect by *Baseball America*

**2020: Named to Colorado's 2020 player pool and spent the 60-game shortened season at the alternate training site in Denver.**

- Batted .438 (7-for-16) with three runs, two doubles, three RBI, six walks and one strikeout in 11 Spring Training games.

**2019: Made his Double-A debut for Hartford and was named a Mid-Season All-Star after slashing .277/.331/.455 in the first half.**

- Attended his first Major League Spring Training, batting .526 (10-for-19) with three runs scored, one double, two home runs and seven RBI across 11 games for the Rockies.
- On the seven-day injured list July 18-Aug. 14 with a left shoulder injury.

**2018: Named a Mid-Season and Post-Season All-Star while leading the California League in batting average (.333) and hits (151).**

- His .333 batting average was the highest in all of High-A ... hit safely in 45 of his final 48 games, including a league-long 20-game hitting streak July 12-Aug. 10.

**2017: Missed two months due to injury, but slashed .350/.401/.500 in 67 games with Low-A Asheville.**

- Batted .408 (40-for-98) with four home runs in 25 games in May ... named the South Atlantic League Player of the Week May 21, after batting .478 (11-for-23) with five doubles and two home runs in six games.
- Placed on the disabled list June 16 and was reinstated Aug. 24 ... appeared in nine games after being reinstated.

**2016: Named a Pioneer League Mid-Season All-Star and MiLB.com Organization All-Star in his first professional season.**

- Hit safely in each of his first 11 professional games.

**HIGH SCHOOL/COLLEGE:** Graduated from Stoneman Douglas High School in Parkland, Fla.

- Committed to play collegiately at the University of Miami prior to signing with the Rockies.
- Led Stoneman Douglas to their first state title and the No. 1 national ranking his senior season ... named the Sun Sentinel 2016 Florida Player of the Year.



@COLTONWELKER24



@COLTONWELKER24

### WELKER'S CAREER RECORD

Year	Team	AVG	G	AB	R	H	2B	3B	HR	RBI	SAC	SF	HBP	BB	IBB	SO	SB	CS	GIDP	OBP	SLG
2016	Grand Junction	.329	51	210	38	69	15	2	5	36	0	3	1	13	0	28	6	4	3	.366	.490
2017	Asheville	.350	67	254	32	89	18	1	6	33	0	2	5	18	3	42	5	7	6	.401	.500
2018	Lancaster	.333	114	454	74	151	32	0	13	82	0	11	2	42	2	103	5	1	14	.383	.489
2019	Hartford	.252	98	353	37	89	23	1	10	53	1	6	2	32	3	68	2	1	10	.313	.408
2020	Did not play	----	-	-	-	-	-	-	-	-	-	-	-	-	-	-	-	-	-	----	----
<b>Minor League Totals</b>		<b>.313</b>	<b>330</b>	<b>1271</b>	<b>181</b>	<b>398</b>	<b>88</b>	<b>4</b>	<b>34</b>	<b>204</b>	<b>1</b>	<b>22</b>	<b>10</b>	<b>105</b>	<b>8</b>	<b>241</b>	<b>18</b>	<b>13</b>	<b>33</b>	<b>.364</b>	<b>.469</b>

### WELKER'S CAREER TRANSACTIONS

- 2016: Selected by Colorado in the fourth round of the First-Year Player Draft (signed by Rafael Reyes).





**2020  
IN REVIEW**

## 2020 Season in Review

### FINAL STAT LINES

W-L-S.....	26-34-16
Batting Avg.....	.257
Opp. Batting Avg.....	.280
Rockies/Opp. Runs.....	275/353
Runs-Per-Game.....	4.58
Rockies/Opp. HR.....	63/83
OBP/SLG.....	.311/.405
Team ERA.....	5.59
Starter ERA.....	4.83
Bullpen ERA.....	6.77

### HITS

#### NL PLAYERS

1. Trea Turner.....	78
2. Marcell Ozuna.....	77
3. Freddie Freeman.....	73
T4. Manny Machado.....	68
<b>T4. Trevor Story.....</b>	<b>68</b>
<b>6. Charlie Blackmon.....</b>	<b>67</b>

### STOLEN BASES

#### NL PLAYERS

1. <b>Trevor Story.....</b>	<b>15</b>
T2. Roman Quinn.....	12
T2. Trea Turner.....	12
4. Fernando Tatis Jr.....	11
T5. Three Players.....	10

### INNINGS PITCHED

#### NL PITCHERS

1. <b>Germán Márquez..</b>	<b>81.2</b>
2. Kyle Hendricks.....	81.1
3. Yu Darvish.....	76.0
4. Brandon Woodruff.....	73.2
<b>5. Antonio Senzatela..</b>	<b>73.1</b>

### QUALITY STARTS

#### NL PITCHERS

1. Yu Darvish.....	10
T2. Trevor Bauer.....	9
<b>T2. Kyle Freeland.....</b>	<b>9</b>
T2. Zac Gallen.....	9
T2. Kyle Hendricks.....	9
<b>T2. Germán Márquez.....</b>	<b>9</b>

### SHORT BUT... WELL, SHORT

- Colorado went 26-34 (.433) in the abbreviated 2020 season, finishing in fourth place in the National League West for the second consecutive season ... the .433 winning percentage was their lowest since posting a .420 (68-94) winning percentage in 2015.
- Went 11-3 over their first 14 games of the season (through Aug. 8 at Seattle), and then went 15-31 over the remainder of the season for the worst winning percentage (.326) in MLB over that span ... spent nine days in first place, five days tied for first, six days in second, two days tied for second, 15 days in third, one day tied for third, and 21 days in fourth.
- At home, the Rockies went 12-18 (.400), the third-lowest home winning percentage in MLB and their lowest home winning percentage in franchise history ... went 14-16 on the road (.467), tied for the fifth-best road winning percentage in franchise history.

### MAKE A PITCH

- The Rockies' pitching staff accumulated a 5.59 ERA (526.1 IP, 327 ER) with 205 walks and 393 strikeouts, the highest ERA in the NL and the second-highest in the Majors ... the ERA was the third-highest for a single season in franchise history, and the highest since posting a franchise-high 6.01 ERA (1,429.0 IP, 955 ER) in 1999.
- The ERA for starting pitchers was 4.83 (320.1 IP, 172 ER), the 10th-best in franchise history ... Rockies starters turned in 28 quality starts, which ranked second in the NL (Chicago, first with 30) and third in MLB (Cleveland, first with 37)
- The bullpen's 6.77 ERA (206.0 IP, 155 ER) was the highest for a single season in franchise history (previous: 5.72 in 1999) ... the 393 strikeouts for the Rockies' pitching staff ranked last in MLB.
- Opponents batted .280 (579-for-2,067), which ranked last in the NL and 29th in MLB (Boston, last at .281) ... it was the 14th-highest opponent batting average in history, and the highest since 2015 (.283) ... posted a 1.49 WHIP for the second consecutive season, the second-highest in MLB (behind Washington) and the third-highest in MLB (Boston, highest at 1.60).
- Logged 46 quality starts, the second-fewest in franchise history (27 quality starts in 2012) and were the second-fewest in the NL (Milwaukee's 34 quality starts were fewest).

### NO CARDBOARD CUTOUTS WERE INJURED

- The Rockies batted .257 (528-for-2057) on the season, the second-lowest team batting average for a season in franchise history (lowest: .256 in 2018), the fifth-best in the National League and the eighth-best in the Majors ... ranked first in the NL with 16 triples, eighth with 275 runs and a .405 slugging percentage, ninth with 84 doubles, 11th with 63 home runs, 14th with .311 OBP and last with 161 walks.
- At home, Colorado batted .280 (290-for-1,037), the highest home batting average in MLB for the seventh consecutive season ... ranked first at home with 12 triples, 12th in MLB with 153 runs at home, 13th with a .440 slugging percentage, 17th with 35 home runs, 18th with a .322 on-base percentage and tied for 26th with 37 doubles.
- On the road, the Rockies batted .233 (238-for-1,020), the eighth-lowest road batting average in franchise history (batted a franchise-low .225 on the road in 2018 followed by .230 in 2019) and the 14th-lowest in MLB ... tied for ninth in MLB with four road triples, tied for 13th with 47 doubles, tied for 22nd with 122 runs, ranked 24th with a .370 slugging percentage, 25th with a .300 on-base percentage and 28th with 28 home runs.

### BUT NOT FORGOTTEN

- Colorado had 11 total injured list stints (10 players), including four 45-day placements: RHP Scott Oberg, blood clot in right arm; RHP Peter Lambert, Tommy John surgery; RHP Joe Harvey, right elbow sprain; OF David Dahl, right shoulder sprain.

## (2020 Season in Review, continued)

### NEW GUYS

- Colorado saw five players make their Major League debut: Ryan Castellani (Aug. 8 at Seattle), Ashton Goudeau (Aug. 19 vs. Houston), Antonio Santos (Sept. 1 vs. San Francisco), José Mujica (Sept. 8 at San Diego) and Tommy Doyle (Sept. 23 at San Francisco).

### SAN FELIX FIRE

- Germán Márquez was Colorado's Opening Day starter on July 24 at Texas and took a no-hitter into the sixth inning, his franchise-record sixth career start pitching at least five hitless innings.
- Led the National League with 81.2 innings pitched.
- On the road, went 3-2 with a 2.06 ERA (43.2 IP, 10 ER), 13 walks and 38 strikeouts over seven starts ... his road ERA ranked third in the NL, fifth in MLB ... trailed only Trevor Bauer (1.35) and Clayton Kershaw (1.84) in the NL ... his 38 strikeouts on the road were tied for eighth in the NL ... opponents batted .201, which ranked 10th in the senior circuit.

### HE SENZ IT

- Antonio Senzatela led the Rockies pitching staff with five wins and a 3.44 ERA (73.1 IP, 28 ER) across his 12 starts ... pitched Colorado's only complete game of the season on Sept. 15 vs. Oakland, the first by a Rockies pitcher at home since Jon Gray in 2016 ... was one of three NL pitchers with multiple outings of eight or more innings.
- Made two scoreless outings (8.0 innings, Aug. 18 at Houston; 7.0 innings, Aug. 29 vs. San Diego) ... made five starts in which he allowed one or fewer runs, all against teams that advanced to the postseason ... pitched at least six innings in each of those starts.

### FREE TO BE ME

- Kyle Freeland made a team and MLB high-tying 13 starts (also Germán Márquez), going 2-3 with a 4.33 ERA (70.2 IP, 34 ER) ... also tied for the team lead with nine quality starts, tied for the second-most in the NL ... made just five quality starts in 2019 across 22 outings.
- His streak of six consecutive quality starts to begin the season were his longest since a streak of 11 to conclude the 2018 season ... it was the second-longest quality start streak to begin a season in franchise history, trailing only Ubaldo Jiménez's franchise-record 14 consecutive quality starts to begin the 2010 season.

### LEVEL 27

- Trevor Story ranked among league leaders in stolen bases (15, 1st), hits (68, T-4th), multi-hit games (19, T-6th), total bases (122, 8th), extra-base hits (28, T-8th) and runs (41, T-9th).
- Was the only player in MLB this season with three hitting streaks of at least nine games ... batted .348 (16-for-46) with six runs, four doubles, one triple, two home runs, five RBI, three walks, 12 strikeouts and three stolen bases over his season-long, 12-game hitting streak Sept. 7-20.
- Ran a single-season, career-high-tying 18-game on-base streak Sept. 5-24 ... slashed .296/.351/.479 over the streak.

### CHUCK FANTAZTY

- Charlie Blackmon ranked among NL leaders in hits (67-6th), and RBI (42, T-5th) ... ranked tied for third in MLB and the NL with 21 multi-hit games, and ranks tied for fifth in the NL with six games of three or more hits ... tied for fifth in MLB, tied for third in NL and first among left-handed batters with a .375 batting average vs. lefties.
- Batted .500 (34-for-68) with 18 runs, six doubles, three home runs, five walks and eight strikeouts over his first 17 games of the season (through Aug. 11) ... became the fifth player over the last 50 seasons to bat .500 or better through his first 17 games (last: Barry Bonds, 2004).

### TEAM BATTING AVERAGE

#### LAST FIVE SEASONS

Team	AVG
2020	.257
2019	.265
2018	.256
2017	.273
2016	.275

### TEAM RUNS SCORED

#### LAST FIVE SEASONS

Team	Runs
2020	275
2019	835
2018	780
2017	824
2016	845

### TEAM ERA

#### LAST FIVE SEASONS

Season	ERA
2020	5.59
2019	5.56
2018	4.33
2017	4.51
2016	4.91

### TEAM OPP. AVERAGE

#### LAST FIVE SEASONS

Season	Opp. AVG
2020	.280
2019	.277
2018	.250
2017	.264
2016	.274



# 2020 Final Statistics

## TEAM BATTING

Player	G	AB	R	H	2B	3B	HR	RBI	BB	SO	SB	CS	AVG	OBP	SLG	OPS
N. Arenado	48	182	23	46	9	0	8	26	15	20	0	0	.253	.303	.434	.738
C. Blackmon	59	221	31	67	12	1	6	42	19	44	2	1	.303	.356	.448	.804
Drew Butera	29	39	4	6	2	0	0	4	2	11	0	0	.154	.190	.205	.396
David Dahl	24	93	9	17	2	2	0	9	4	28	1	0	.183	.222	.247	.470
Elias Diaz	26	68	4	16	2	0	2	9	5	15	0	0	.235	.288	.353	.641
Josh Fuentes	30	98	14	30	7	0	2	17	2	29	1	0	.306	.320	.439	.759
G. Hampson	53	167	25	39	4	3	5	11	13	60	6	1	.234	.287	.383	.671
Sam Hilliard	36	105	13	22	2	2	6	10	9	42	3	0	.210	.272	.438	.710
Matt Kemp	43	117	18	28	3	0	6	21	15	41	1	0	.239	.326	.419	.745
R. McMahon	52	172	23	37	6	1	9	26	18	66	0	1	.215	.295	.419	.714
D. Murphy	40	123	10	29	3	0	3	16	7	21	0	0	.236	.275	.333	.608
Chris Owings	17	41	9	11	1	0	2	5	3	11	1	0	.268	.318	.439	.757
Kevin Pillar	24	91	14	28	5	1	2	13	5	18	4	1	.308	.351	.451	.801
B. Rodgers	7	21	1	2	1	0	0	2	0	6	0	0	.095	.095	.143	.238
Trevor Story	59	235	41	68	13	4	11	28	24	63	15	3	.289	.355	.519	.874
Raimel Tapia	51	184	26	59	8	2	1	17	14	38	8	2	.321	.369	.402	.772
Tony Wolters	42	100	10	23	4	0	0	8	6	30	0	0	.230	.280	.270	.550
<b>Team Totals</b>	<b>60</b>	<b>2057</b>	<b>275</b>	<b>528</b>	<b>84</b>	<b>16</b>	<b>63</b>	<b>264</b>	<b>161</b>	<b>543</b>	<b>42</b>	<b>9</b>	<b>.257</b>	<b>.311</b>	<b>.405</b>	<b>.716</b>

## TEAM PITCHING

Player	W	L	Sv	SvOP	G	GS	CG	IP	H	R	ER	HR	BB	SO	ERA
Yency Almonte	3	0	1	3	24	0	0	27.2	25	13	9	2	6	23	2.93
Daniel Bard	4	2	6	6	23	0	0	24.2	22	10	10	2	10	27	3.65
Drew Butera	0	0	0	0	1	0	0	1.2	3	1	1	0	0	1	5.40
Ryan Castellani	1	4	0	0	10	9	0	43.1	37	30	28	12	26	25	5.82
Wade Davis	0	1	2	3	5	0	0	4.1	9	10	10	3	3	3	20.77
Jairo Diaz	1	2	4	4	24	0	0	20.0	31	21	17	4	14	17	7.65
Phillip Diehl	0	0	0	0	6	0	0	6.0	7	7	7	2	1	4	10.50
Tommy Doyle	0	0	0	0	3	0	0	2.1	6	6	6	0	4	2	23.14
Carlos Estevez	1	3	1	4	26	0	0	24.0	33	21	20	6	9	27	7.50
Kyle Freeland	2	3	0	0	13	13	0	70.2	77	34	34	9	23	46	4.33
Mychal Givens	1	0	1	3	10	0	0	9.1	9	8	7	4	4	6	6.75
Chi Chi Gonzalez	0	2	0	0	6	4	0	19.2	22	16	15	3	10	16	6.86
Ashton Goudeau	0	0	0	0	4	0	0	8.1	15	7	7	3	2	2	7.56
Jon Gray	2	4	0	0	8	8	0	39.0	45	31	29	6	11	22	6.69
Joe Harvey	0	0	0	0	4	0	0	3.1	3	0	0	0	0	2	0.00
Jeff Hoffman	2	1	1	1	16	0	0	21.1	32	23	22	3	9	20	9.28
Tyler Kinley	0	2	0	0	24	0	0	23.2	13	15	14	2	12	26	5.32
German Marquez	4	6	0	0	13	13	0	81.2	78	41	34	6	25	73	3.75
Jose Mujica	0	0	0	0	2	0	0	4.1	10	7	6	2	2	1	12.46
James Pazos	0	0	0	0	6	0	0	5.1	10	10	10	3	5	1	16.88
AJ Ramos	0	0	0	0	3	0	0	2.2	4	1	1	1	3	1	3.38
Antonio Santos	0	1	0	0	3	1	0	6.0	14	11	11	1	4	4	16.50
Antonio Senzatela	5	3	0	0	12	12	1	73.1	71	29	28	9	18	41	3.44
Jesus Tinoco	0	0	0	0	3	0	0	3.2	3	1	1	0	4	3	2.45
<b>Team Totals</b>	<b>26</b>	<b>34</b>	<b>16</b>	<b>24</b>	<b>60</b>	<b>60</b>	<b>1</b>	<b>526.1</b>	<b>579</b>	<b>353</b>	<b>327</b>	<b>83</b>	<b>205</b>	<b>393</b>	<b>5.59</b>

## 2020 Transactions

**Jan. 3** Signed **INF Chris Owings** to a Minor League contract.  
**Jan. 4** Signed **RHP Wes Parsons** to a Minor League contract.  
**Jan. 6** Signed **C Elias Diaz** and **INF Kelby Tomlinson** to Minor League contracts.  
**Jan. 10** Signed **OF David Dahl**, **RHP Carlos Estévez**, **LHP Kyle Freeland** and **RHP Jon Gray** to one-year contracts to avoid arbitration.  
**Jan. 17** **RHP Justin Lawrence** suspended 80 games after violating Major League Baseball's Joint Drug Prevention and Treatment Program.  
**Jan. 31** Signed **INF Trevor Story** to a two-year contract to avoid arbitration that spans the 2020-21 seasons.  
**Feb. 5** Signed **LHP Tim Collins** and **RHP Ubaldo Jiménez** to Minor League contracts.  
**Feb. 21** Signed **RHP Daniel Bard** to a Minor League contract.  
**March 6** Optioned **LHP Ben Bowden** and **INF Tyler Nevin** to Triple-A Albuquerque; optioned **RHP Antonio Santos** to Double-A Hartford.  
**March 9** Released **LHP Harrison Musgrave**.  
**March 10** Released **RHP Ashton Goudeau** to Triple-A Albuquerque.  
**March 26** Optioned **RHP Ryan Castellani**, **OF Yonatha Daza**, **RHP José Mujica** and **RHP Jesus Tinoco** to Triple-A Albuquerque.  
**May 18** Released **RHP Tim Melville**.  
**June 27** Released **INF Kelby Tomlinson**.  
**July 3** Placed **OF Ian Desmond** on the Restricted List (opting out of 2020 season).  
**July 4** Signed **OF Matt Kemp** to a Minor League contract.  
**July 14** Placed **OF Charlie Blackmon** on the 10-day injured list.  
**July 17** Released **LHP Jake McGee** and **RHP Bryan Shaw**.  
**July 18** Selected **RHP Daniel Bard**, **OF Matt Kemp** and **INF-OF Chris Owings** to the 40-man roster.  
**July 23** Selected **C Drew Butera** and **C Elias Diaz** to the 40-man roster; optioned **C Dom Nunez** and **INF Brendan Rodgers** to satellite camp; placed **RHP Scott Oberg** on the 10-day injured list (lower back strain); placed **RHP Peter Lambert** on the 45-day injured list (Tommy John surgery).  
**July 27** Added **RHP Tommy Doyle**, **RHP Karl Kauffmann**, **C Willie MacIver**, **LHP Helcris Olivarez**, **RHP Wes Parsons**, **INF Aaron Schunk**, **INF Michael Toglia**, **INF Ryan Vilade** and **INF Colton Welker** to the 60-man player pool.  
**August 1** Selected **RHP Joe Harvey** from the alternate training site; placed **RHP Wade Davis** on the 10-day injured list (right shoulder strain); transferred **RHP Scott Oberg** from the 10-day IL to the 45-day IL (blood clot, right arm).  
**August 6** Optioned **INF Josh Fuentes** and **RHP Ashton Goudeau** to the alternate training site.  
**August 7** Recalled **RHP Ryan Castellani** from the alternate training site; placed **RHP Chi Chi González** on the 10-day injured list (right biceps tendonitis).  
**August 13** Acquired **RHP Chad Smith** from the Miami Marlins in exchange for **RHP Jesus Tinoco**.  
**August 17** Recalled **RHP Ashton Goudeau** from the alternate training site; placed **C Elias Diaz** on the restricted list.  
**August 19** Recalled **INF Brendan Rodgers** from the alternate training site; placed **OF David Dahl** on the 10-day injured list (lower back tightness).  
**August 20** Reinstated **C Elias Diaz** from the restricted list; recalled **INF Josh Fuentes** from the alternate training site; placed **INF Chris Owings** on the 10-day injured list (left hamstring strain); optioned **LHP James Pazos** to the alternate training site.  
**August 21** Recalled **LHP James Pazos** from the alternate training site; placed **RHP Joe Harvey** on the 10-day injured list (right elbow sprain).  
**August 24** Transferred **RHP Joe Harvey** to the 45-day injured list (right elbow sprain).  
**August 27** Signed **LHP Zac Rosscup** to a Minor League contract and added him to the 60-man player pool.  
**August 29** Reinstated **RHP Chi Chi González** from the 10-day injured list (right biceps tendonitis); optioned **RHP Ashton Goudeau** to the alternate training site.  
**August 30** Acquired **RHP Mychal Givens** from the Baltimore Orioles in exchange for Minor League **INF Tyler Nevin**, Minor League **INF Terrin Vavra** and a player to be named later or cash considerations.  
**August 31** Acquired **OF Kevin Pillar** from the Boston Red Sox in exchange for a player to be named later or cash

considerations, as well as international amateur signing bonus pool space ... added **RHP Mychal Givens** to the active roster and recalled **RHP Antonio Santos** from the alternate training site; optioned **LHP James Pazos** to the alternate training site and placed **INF Brendan Rodgers** on the 10-day injured list with a right shoulder capsular strain (retroactive to Aug. 30).  
**Sept. 1** Added **OF Kevin Pillar** to the active roster; optioned **LHP Phillip Diehl** to the alternate training site.  
**Sept. 3** Claimed **RHP Jesus Tinoco** off waivers from the Miami Marlins and optioned him to the alternate training site.  
**Sept. 4** Placed **RHP Jon Gray** on the 10-day injured list with right shoulder inflammation (retroactive to Sept. 2); recalled **RHP José Mujica** from the alternate training site.  
**Sept. 7** Signed **RHP AJ Ramos** to a Minor League contract and added him to the 60-man player pool.  
**Sept. 9** Reinstated **OF David Dahl** from the 10-day injured list (lower back tightness); recalled **RHP Ashton Goudeau** from the alternate training site; optioned **RHP José Mujica** and **RHP Antonio Santos** to the alternate training site.  
**Sept. 12** Reinstated **RHP Wade Davis** from the 10-day injured list (right shoulder strain); optioned **RHP Ashton Goudeau** to the alternate training site.  
**Sept. 17** Recalled **RHP Jesus Tinoco** from the alternate training site; optioned **OF Sam Hilliard** to the alternate training site.  
**Sept. 18** Selected the contract of **RHP AJ Ramos**; recalled **RHP Antonio Santos** from the alternate training site; optioned **RHP Jesus Tinoco** to the alternate training site; designated **RHP Wade Davis** for assignment.  
**Sept. 21** Recalled **OF Sam Hilliard** from the alternate training site; placed **INF Nolan Arenado** on the 10-day injured list with left AC joint inflammation and a left shoulder bone bruise; placed **RHP Wade Davis** on release waivers.  
**Sept. 23** Selected the contract of **RHP Tommy Doyle** from the alternate training site; placed **OF David Dahl** on the 45-day injured list with a right shoulder strain.  
**Sept. 25** Appointed **RHP Jesus Tinoco** as the 29th man for the doubleheader; recalled **RHP José Mujica** from the alternate training site; optioned **RHP Chi Chi González**.  
**Sept. 26** Recalled **RHP Ashton Goudeau** from the alternate training site; optioned **RHP Antonio Santos** to the alternate training site.  
**Sept. 28** Reinstated **3B Nolan Arenado**, **RHP Jon Gray**, **INF Chris Owings** and **INF Brendan Rodgers** from the 10-day injured list; recalled **LHP Ben Bowden**, **OF Yonathan Daza**, **LHP Phillip Diehl**, **RHP Chi Chi González**, **C Dom Nunez**, **RHP Antonio Santos** and **RHP Jesus Tinoco** from the alternate training site; reinstated **RHP Justin Lawrence** from the restricted list; designated **LHP James Pazos** for assignment.  
**Oct. 29** Reinstated **RHP Joe Harvey** from the 60-day injured list and outrighted him to the Minors.  
**Nov. 1** Reinstated **RHP Scott Oberg**, **RHP Peter Lambert** and **OF David Dahl** from the 60-day injured list; reinstated **OF Ian Desmond** from the restricted list.  
**Nov. 9** Signed **RHP Dereck Rodriguez** to a Minor League contract.  
**Nov. 11** Signed **LHP Brian Gonzalez** to a Minor League contract.  
**Nov. 13** Signed **C José Briceño** to a Minor League contract.  
**Nov. 20** Selected the contracts of **INF-OF Bret Boswell**, **LHP Lucas Gilbreath**, **LHP Helcris Olivarez** and **INF Colton Welker**; designated **RHP Ashton Goudeau** and **RHP Jesus Tinoco** for assignment.  
**Nov. 25** Acquired **OF Jameson Hannah** and **RHP Robert Stephenson** via trade with Cincinnati in exchange for **RHP Jeff Hoffman** and **RHP Case Williams**.  
**Nov. 30** Signed **C Elias Diaz** and **RHP Jairo Diaz** to one-year contracts to avoid arbitration.  
**Dec. 2** Non-tendered **OF David Dahl**, **RHP Chi Chi González** and **C Tony Wolters**.  
**Dec. 3** Acquired **LHP Yoan Aybar** via trade with Boston in exchange for **INF Christian Koss**.  
**Dec. 10** Selected **RHP Jordan Sheffield** from the Los Angeles Dodgers in the Major League Phase of the Rule 5 Draft.

## 2020 Injured List

Player	Type	Injury	Placed (retro)	Reinstated	Missed	Record
Scott Oberg	10-day	Lower-back strain	July 23 (July 20)	End of season	60	26-34
Peter Lambert	45-day	Tommy John surgery	July 23	End of season	60	26-34
Scott Oberg	45-day	Blood clot, right arm	Aug. 2	End of season	60	26-34
Wade Davis	10-day	Right shoulder strain	Aug. 2 (Aug. 1)	Sept. 12	36	15-21
Chi Chi González	10-day	Right biceps tendonitis	Aug. 7 (Aug. 4)	Sept. 29	21	8-13
David Dahl	10-day	Lower back soreness	Aug. 19 (Aug. 18)	Sept. 9	19	7-12
Chris Owings	10-day	Left hamstring strain	Aug. 20	End of season	36	13-23
Joe Harvey	10-day	Right elbow sprain	Aug. 21	End of season	35	13-22
Joe Harvey	45-day	Right elbow sprain	Aug. 24	End of season	35	13-22
Brendan Rodgers	10-day	Right shoulder capsular strain	Aug. 31 (Aug. 30)	End of season	26	9-17
Jon Gray	10-day	Right shoulder inflammation	Sept. 4 (Sept. 2)	End of season	23	8-15
Nolan Arenado	10-day	Left AC joint inflammation	Sept. 21 (Sept. 20)	End of season	8	3-5
David Dahl	45-day	Right shoulder strain	Sept. 23	End of season	6	2-4

## 2020 Rockies-At-A-Glance

Series Record.....	7-10-3
vs. LHS.....	10-10
vs. RHS.....	16-24
Extra Innings.....	1-2
Most Games +.500.....	8, Aug. 8
Most Games - .500.....	8, 2x, last: Sept. 27
at Home.....	12-18
on Road.....	14-16
Shutouts.....	1-4
Errorless Games.....	28
Rockies / Opp. Quality Start.....	18-10 / 3-15
Day.....	9-11
Night.....	17-23
March/April.....	0-0
May.....	0-0
June.....	0-0
July.....	4-2
August.....	13-16
September.....	9-16
Sunday.....	5-5
Monday.....	3-4
Tuesday.....	5-4
Wednesday.....	3-6
Thursday.....	2-2
Friday.....	2-9
Saturday.....	6-4
Holiday.....	0-2
All-Time Record.....	2059-2314

All-Time, Home.....	1184-1001
All-Time, Coors Field.....	1120-927
All-Time, Road.....	875-1313
<b>ROCKIES VS. NL WEST 2020.....</b>	<b>17-23</b>
vs. Arizona.....	5-5
vs. Los Angeles.....	3-7
vs. San Diego.....	3-7
vs. San Francisco.....	6-4
<b>ROCKIES VS. NL CENTRAL 2020.....</b>	<b>0-0</b>
vs. Chicago.....	0-0
vs. Cincinnati.....	0-0
vs. Milwaukee.....	0-0
vs. Pittsburgh.....	0-0
vs. St. Louis.....	0-0
<b>ROCKIES VS. NL EAST 2020.....</b>	<b>0-0</b>
vs. Atlanta.....	0-0
vs. Miami.....	0-0
vs. New York.....	0-0
vs. Philadelphia.....	0-0
vs. Washington.....	0-0
<b>ROCKIES VS. AL 2020.....</b>	<b>9-11</b>
vs. Houston.....	0-4
vs. Los Angeles-AL.....	1-2
vs. Oakland.....	3-1
vs. Seattle.....	2-1
vs. Texas.....	3-3

## 2020 Home/Road Statistics

BATTING		PITCHING		FIELDING	
<b>RUNS</b>	<b>WALKS</b>	<b>QUALITY STARTS</b>	<b>HITS</b>	<b>TC / 9.0</b>	<b>PICKOFFS</b>
Home: 153	Home: 67	Home: 14	Home: 333	Home: 39.5	Home: 1
Road: 122	Road: 94	Road: 14	Road: 246	Road: 35.7	Road: 0
<b>HITS</b>	<b>STRIKEOUTS</b>	<b>SAVES</b>	<b>WALKS</b>	<b>ASSISTS / 9.0</b>	<b>CS</b>
Home: 290	Home: 244	Home: 8	Home: 88	Home: 11.5	Home: 3
Road: 238	Road: 299	Road: 8	Road: 117	Road: 9.6	Road: 3
<b>DOUBLES</b>	<b>GDP</b>	<b>SAVE OPP.</b>	<b>STRIKEOUTS</b>	<b>ERRORS</b>	<b>CS%</b>
Home: 37	Home: 20	Home: 12	Home: 205	Home: 22	Home: 20.0%
Road: 47	Road: 21	Road: 12	Road: 188	Road: 21	Road: 15.0%
<b>TRIPLES</b>	<b>AVG</b>	<b>SHUTOUTS</b>	<b>DOUBLES</b>	<b>FIELDING%</b>	<b>STOLEN BASES</b>
Home: 12	Home: .280	Home: 0	Home: 69	Home: .981	Home: 12
Road: 4	Road: .233	Road: 1	Road: 50	Road: .980	Road: 17
<b>HOME RUNS</b>	<b>OBP</b>	<b>RUNS</b>	<b>TRIPLES</b>	<b>DOUBLE PLAYS</b>	<b>SB%</b>
Home: 35	Home: .322	Home: 213	Home: 13	Home: 45	Home: 80.0%
Road: 28	Road: .300	Road: 140	Road: 6	Road: 33	Road: 85.0%
<b>RBI</b>	<b>SLG</b>	<b>EARNED RUNS</b>	<b>HOME RUNS</b>	<b>TRIPLE PLAYS</b>	<b>PASSED BALLS</b>
Home: 147	Home: .440	Home: 197	Home: 43	Home: 0	Home: 4
Road: 117	Road: .370	Road: 130	Road: 40	Road: 0	Road: 1

# 2020 Highs and Lows

## GENERAL

### LONGEST WINNING STREAK

4, 2x, last: Aug. 1-4

### LONGEST LOSING STREAK

7, Aug. 17-23

### LONGEST GAME, 9-INNINGS

3:56, Aug. 12 vs. Arizona

### LONGEST GAME BY INNINGS

11.0, 2x, last: Sept. 24 at San Francisco

### SHORTEST GAME, TIME

2:32, Sept. 19 vs. Los Angeles-NL

### MOST RUNNERS LEFT ON BASE

13, Aug. 12 vs. Arizona

### DOUBLE PLAYS TURNED

4, 2x, last: Aug. 19 vs. Houston

### MOST ERRORS

4, Sept. 26 at Arizona

### LARGEST MARGIN OF VICTORY

7, Sept. 26 at Arizona (10-3)

### LARGEST MARGIN OF DEFEAT

18, Sept. 1 vs. San Francisco (23-5)

### LARGEST DEFICIT OVERCOME

#### IN WIN

5, Sept. 2 vs. San Francisco  
(trailed 6-1, won 9-6)

### LARGEST LEAD SURRENDERED

#### IN LOSS

4, Aug. 28 vs. San Diego  
(led 4-0, lost 10-4)

## BATTING (TEAM / INDIVIDUAL)

### MOST RUNS, GAME

10, 2x, last: Sept. 26 at Arizona  
3, 3x, Kemp, Aug. 16 vs. Texas

### FEWEST RUNS, GAME

0, 4x, last: Sept. 25 at Arizona (G1)

### MOST RUNS, INNING

6, Aug. 11 vs. Arizona (eighth inning)

### MOST HITS, GAME (9 INNINGS)

16, Aug. 12 vs. Arizona  
4, 5x, last: Hilliard, Aug. 20 vs. Houston

### FEWEST HITS, GAME

2, 2x, last: Aug. 17 at Houston

### MOST HOME RUNS, GAME

3, 7x, last: Sept. 4 at Los Angeles-NL  
2, 4x, last: Hampson, Sept. 2 vs. San Francisco

### MOST EXTRA-BASE HITS, GAME

7, Aug. 12 vs. Arizona  
3, 2x, last: Story, Aug. 15 vs. Texas

### MOST TOTAL BASES, GAME

30, last: Aug. 12 vs. Arizona  
10, Arenado, Aug. 12 vs. Arizona

### MOST RBI, GAME

10, Sept. 26 at Arizona  
5, Blackmon, Sept. 11 vs. Los Angeles-AL

### MOST WALKS, GAME

10, Sept. 13 vs. Los Angeles-AL  
4, Tapia, Aug. 20 vs. Houston

### MOST STOLEN BASES, GAME

4, Sept. 22 at San Francisco  
2, 4x, last: Hampson, Sept. 24 at San Francisco

## PITCHING (TEAM / INDIVIDUAL)

### FEWEST RUNS, GAME

0, Aug. 8 at Seattle  
1, Senzatela, Sept. 15 vs. Oakland

### MOST RUNS, GAME

23, Sept. 1 vs. San Francisco  
10, Márquez, Aug. 20 vs. Houston

### FEWEST HITS, GAME

1, Aug. 8 at Seattle  
6, Senzatela, Sept. 15 vs. Oakland

### MOST HITS, GAME

27, Sept. 1 vs. San Francisco  
11, 2x, last: Freeland, Aug. 28 vs. San Diego

### FEWEST WALKS, GAME

0, Aug. 5 vs. San Francisco  
0, 8x, last: Senzatela, Sept. 4 at Los Angeles-NL

### MOST WALKS, GAME

10, Sept. 13 vs. Los Angeles-AL  
6, Castellani, Sept. 13 vs. Los Angeles-AL

### MOST STRIKEOUTS, GAME

12, Sept. 2 vs. San Francisco  
9, Márquez, Aug. 4 vs. San Francisco

### MOST INNINGS PITCHED, STARTER

9.0, Senzatela, Sept. 15 vs. Oakland

### MOST INNINGS PITCHED, RELIEF

4.0, González, Aug. 30 vs. San Diego

Major League  
Review

## Last At-Bat Wins

### No. Date-Opp Score Game-Winning Play

- 8/11 vs. ARI 8-7  
Wolters RBI single
- 8/29 vs. SD 4-3  
Murphy RBI single
- 9/5 at LAD 5-2  
Arenado RBI single
- 9/11 vs. LAA 8-4  
Blackmon grand slam
- 9/24 at SF 5-4 (11)  
Tapia sacrifice fly

\*Walk-off wins in bold

## Go-Ahead RBI

Player	Go-Ahead	Game-Winning
Arenado	8	3
Blackmon	7	3
Butera	1	1
Dahl	1	1
Díaz	2	2
Fuentes	4	2
Hampson	3	1
Hilliard	2	1
Kemp	4	2
McMahon	4	2
Murphy	4	3
Owings	0	0
Pillar	3	1
Rodgers	0	0
Story	10	2
Tapia	7	2
Wolters	1	0

## RBI

Player	2	3	4	5+
Arenado	5	2	0	0
Blackmon	6	3	1	1
Butera	1	0	0	0
Dahl	2	0	0	0
Díaz	4	0	0	0
Fuentes	2	2	0	0
Hampson	2	0	0	0
Hilliard	1	1	0	0
Kemp	4	1	0	0
McMahon	2	2	1	0
Murphy	2	0	1	0
Owings	0	0	0	0
Pillar	2	2	1	0
Rodgers	1	0	0	0
Story	2	1	0	0
Tapia	3	0	0	0
Wolters	1	0	0	0


# 2020 Day-by-Day

Major League Review

No.	Date	H/R	D/N	Opp.	W/L	Final	Winning Pitcher	Losing Pitcher	Save	Rec.	Pos. / GA-GB	Time	Att.
1	7/24	N	at TEX	L	0-1	Lynn (1-0)	Márquez (0-1)	Leclerc (1)	0-1	T-3rd / -1.5	2:57	N/A	
2	7/25	D	at TEX	W	3-2	Bard (1-0)	Minor (0-1)	Davis (1)	1-1	3rd / -1.0	3:34	N/A	
3	7/26	D	at TEX	W	5-2	Freeland (1-0)	Palumbo (0-1)	Davis (2)	2-1	T-1st / 0.0	3:05	N/A	
4	7/28	N	at OAK	W	8-3	Senzatela (1-0)	Mengden (0-1)	None	3-1	2nd / -0.5	2:58	N/A	
5	7/29	D	at OAK	W	5-1	Márquez (1-1)	Montas (0-1)	None	4-1	1st / +0.5	2:55	N/A	
6	7/31	N	SD	L	7-8	Stammen (1-0)	Davis (0-1)	Pomeranz (1)	4-2	T-2nd / -1.0	3:37	N/A	
<b>July: 4-2 / .255 AVG, 28 R (4.7 R/G), 5 HR / 2.72 ERA (53.0 IP, 16 ER), 4 HR, 20 BB, 48 SO, .199 OAVG</b>													
7	8/1	N	SD	W	6-1	Freeland (2-0)	Lucchesi (0-1)	None	5-2	T-1st / 0.0	2:50	N/A	
8	8/2	D	SD	W	9-6	Senzatela (2-0)	Davis (1-1)	Diaz (1)	6-2	T-1st / 0.0	2:52	N/A	
9	8/3	N	SF	W	7-6	Hoffman (1-0)	Peralta (1-1)	Diaz (2)	7-2	1st / +1.0	2:48	N/A	
10	8/4	N	SF	W	5-2	Márquez (2-1)	Gausman (0-1)	Almonte (1)	8-2	1st / +1.0	2:36	N/A	
11	8/5	N	SF	L	3-4	Webb (1-0)	Gray (0-1)	Gott (3)	8-3	T-1st / 0.0	2:48	N/A	
12	8/6	N	SF	W	6-4	Almonte (1-0)	Garcia (0-1)	Diaz (3)	9-3	1st / +0.5	3:06	N/A	
13	8/7	N	at SEA	W	8-4	Senzatela (3-0)	Kikuchi (0-1)	None	10-3	1st / +0.5	3:13	N/A	
14	8/8	N	at SEA	W	5-0	Hoffman (2-0)	Misiewicz (0-1)	None	11-3	1st / +1.5	2:49	N/A	
15	8/9	D	at SEA	L	3-5	Sheffield (1-2)	Márquez (2-2)	Williams (1)	11-4	1st / +0.5	2:45	N/A	
16	8/10	N	ARI	L	8-12	Young (1-0)	Gray (0-2)	Bradley (4)	11-5	1st / +0.5	3:43	N/A	
17	8/11	N	ARI	W	8-7	Estévez (1-0)	Ginkel (0-1)	Bard (1)	12-5	1st / +1.5	3:16	N/A	
18	8/12	D	ARI	L	7-13	Chafin (1-1)	Kinley (0-1)	None	12-6	T-1st / 0.0	3:56	N/A	
19	8/14	N	TEX	L	2-3	Lynn (3-0)	Bard (1-1)	None	12-7	2nd / -1.0	2:33	N/A	
20	8/15	N	TEX	L	4-6	Gibson (1-2)	Márquez (2-3)	Montero (5)	12-8	2nd / -2.0	3:22	N/A	
21	8/16	D	TEX	W	10-6	Gray (1-2)	Allard (0-1)	Estévez (1)	13-8	2nd / -2.0	3:00	N/A	
22	8/17	N	at HOU	L	1-2	Bielak (3-0)	Freeland (2-1)	Taylor (1)	13-9	2nd / -3.0	2:50	N/A	
23	8/18	D	at HOU	L	1-2	Scrubbs (1-0)	Diaz (0-1)	None	13-10	2nd / -4.0	3:03	N/A	
24	8/19	N	HOU	L	6-13	Valdez (2-2)	Castellani (0-1)	None	13-11	T-2nd / -4.5	3:09	N/A	
25	8/20	D	HOU	L	8-10	Paredes (1-0)	Márquez (2-4)	Presly (3)	13-12	3rd / -5.0	3:31	N/A	
26	8/21	N	at LAD	L	1-5	Buehler (1-0)	Gray (1-3)	None	13-13	3rd / -6.0	2:35	N/A	
27	8/22	N	at LAD	L	3-4	Jansen (1-0)	Bard (1-2)	None	13-14	3rd / -7.0	3:05	N/A	
28	8/23	N	at LAD	L	3-11	González (1-0)	Senzatela (3-1)	None	13-15	4th / -8.0	2:58	N/A	
29	8/24	N	at ARI	W	3-2	Castellani (1-1)	Widener (0-1)	Bard (2)	14-15	3rd / -7.5	3:19	N/A	
30	8/25	N	at ARI	W	5-4	Diaz (1-1)	Crichton (2-1)	Bard (3)	15-15	3rd / -6.5	3:52	N/A	
31	8/26	N	at ARI	W	8-7	Gray (2-3)	Ray (1-4)	Hoffman (1)	16-15	3rd / -6.0	3:43	N/A	
	8/27	D	at ARI	POSTPONED									
32	8/28	N	SD	L	4-10	Davies (5-2)	Hoffman (2-1)	None	16-16	3rd / -7.0	3:29	N/A	
33	8/29	N	SD	W	4-3	Bard (2-2)	Stammen (3-2)	None	17-16	3rd / -7.0	3:08	N/A	
34	8/30	D	SD	L	2-13	Paddock (3-3)	Castellani (1-2)	None	17-17	3rd / -8.0	3:08	N/A	
35	8/31	N	SD	L	0-6	Morejon (1-0)	Márquez (2-5)	None	17-18	3rd / -8.5	2:49	N/A	
<b>August: 13-16 / .262 AVG, 140 R (4.8 R/G), 35 HR / 5.49 ERA (257.1 IP, 157 ER), 40 HR, 76 BB, 194 SO, .285 OAVG</b>													
36	9/1	N	SF	L	5-23	Gausman (2-2)	Gray (2-4)	None	17-19	4th / -9.5	3:48	N/A	
37	9/2	D	SF	W	9-6	Givens (1-0)	Coonrod (0-1)	Bard (4)	18-19	3rd / -9.5	3:35	N/A	
38	9/4	N	at LAD	L	6-10	Ferguson (2-0)	Estévez (1-1)	None	18-20	3rd / -11.0	3:30	N/A	
39	9/5	N	at LAD	W	5-2	Almonte (2-0)	Treinen (3-2)	Bard (5)	19-20	3rd / -10.0	2:45	N/A	
40	9/6	N	at LAD	W	7-6	Almonte (3-0)	Ferguson (2-1)	Bard (6)	20-20	3rd / -9.0	3:43	N/A	
41	9/7	N	at SD	L	0-1	Pomeranz (1-0)	Estévez (1-2)	None	20-21	4th / -9.5	3:02	N/A	
42	9/8	N	at SD	L	5-14	Clevinger (2-2)	González (0-1)	None	20-22	4th / -10.5	3:16	N/A	
43	9/9	N	at SD	L	3-5	Davies (7-2)	Senzatela (3-2)	Rosenthal (2)	20-23	4th / -11.5	2:54	N/A	
44	9/11	N	LAA	W	8-4	Bard (3-2)	Buttrey (1-3)	None	21-23	4th / -10.5	3:08	N/A	
45	9/12	N	LAA	L	2-5 (11)	Buttrey (2-3)	Kinley (0-2)	Andriese (1)	21-24	4th / -10.5	3:44	N/A	
46	9/13	D	LAA	L	3-5	Heaney (4-3)	Estévez (1-3)	Andriese (2)	21-25	4th / -11.5	3:05	N/A	
47	9/15	N	OAK	W	3-1	Senzatela (4-2)	Manaea (4-3)	None	22-25	4th / -11.0	2:41	N/A	
48	9/16	D	OAK	L	1-3	Fiers (6-2)	Márquez (2-6)	Hendriks (13)	22-26	4th / -12.0	2:57	N/A	
49	9/17	N	LAD	L	3-9	Fioro (2-0)	Freeland (2-2)	None	22-27	4th / -13.0	3:07	N/A	
50	9/18	N	LAD	L	6-15	White (1-0)	Castellani (1-3)	None	22-28	4th / -14.0	3:24	N/A	
51	9/19	N	LAD	L	1-6	Kershaw (6-2)	González (0-2)	None	22-29	4th / -15.0	2:32	N/A	
52	9/20	D	LAD	W	6-3	Senzatela (5-2)	Gonsolin (1-2)	Givens (1)	23-29	4th / -14.0	3:15	N/A	
53	9/21	N	at SF	W	7-2	Márquez (3-6)	Cueto (2-2)	None	24-29	4th / -13.5	3:33	N/A	
54	9/22	N	at SF	L	2-5	Rogers (3-3)	Diaz (1-2)	Coonrod (3)	24-30	4th / -14.5	3:26	N/A	
55	9/23	N	at SF	L	2-7	Webb (3-4)	Castellani (1-4)	None	24-31	4th / -14.5	3:10	N/A	
56	9/24	D	at SF	W	5-4 (11)	Bard (4-2)	Cahill (1-2)	Diaz (4)	25-31	4th / -14.5	4:13	N/A	
						<b>Winning Pitcher</b>	<b>Losing Pitcher</b>	<b>Save</b>	<b>Rec.</b>	<b>Pos. / GA-GB</b>	<b>Time</b>	<b>Att.</b>	
57	9/25	D	at ARI	L	0-4 (7)	Gallen (3-2)	Senzatela (5-3)	Crichton (5)	25-32	4th / -15.0	2:36	N/A	
58		N	at ARI	L	5-11 (7)	Clarke (3-0)	Santos (0-1)	None	25-33	4th / -16.0	2:58	N/A	
59	9/26	N	at ARI	W	10-3	Márquez (4-6)	Weaver (1-9)	None	26-33	4th / -16.0	3:03	N/A	
60	9/27	D	at ARI	L	3-11	Bumgarner (1-4)	Freeland (2-3)	None	26-34	4th / -17.0	2:54	N/A	

September: 9-16 / .251 AVG, 107 R (4.3 R/G), 23 HR / 6.42 ERA (216.0 IP, 154 ER), 39 HR, 109 BB, 151 SO, .293 OAVG





# HISTORY AND RECORDS

# Rockies All-Time Record

Year	W	L	Pct.	Pos.	GB	Home	Road	vs. West	vs. Central	vs. East	vs. AL	Manager
1993	67	95	.414	6/7	37.0	39-42	28-53	31-47	—	36-48	—	Baylor
1994	53	64	.453	3/4	6.5	25-32	28-32	12-18	25-22	16-24	—	Baylor
1995+	77	67	.535	2/4	1.0	44-28	33-39	21-18	31-26	25-23	—	Baylor
1996	83	79	.512	3/4	8.0	55-26	28-53	19-20	36-26	28-33	—	Baylor
1997	83	79	.512	3/4	7.0	47-34	36-45	30-25	31-24	13-23	9-7	Baylor
1998	77	85	.475	4/5	21.0	42-39	35-46	24-20	25-33	24-24	4-8	Baylor
1999	72	90	.444	5/5	28.0	39-42	33-48	23-29	21-32	24-21	4-8	Leyland
2000	82	80	.506	4/5	15.0	48-33	34-47	23-29	29-24	24-21	6-6	Bell
2001	73	89	.451	5/5	19.0	41-40	32-49	32-44	24-18	15-17	2-10	Bell
2002	73	89	.451	4/5	25.0	47-34	26-55	31-45	17-19	18-14	7-11	Bell/Hurdle
2003	74	88	.457	4/5	26.5	49-32	25-56	35-41	19-20	11-21	9-6	Hurdle
2004	68	94	.420	4/5	25.0	38-43	30-51	39-37	10-26	11-21	8-10	Hurdle
2005	67	95	.414	5/5	15.0	40-41	27-54	32-41	15-28	14-17	6-9	Hurdle
2006	76	86	.469	t4/5	12.0	44-37	32-49	31-44	16-23	18-15	11-4	Hurdle
2007+	90	73	.552	2/5	0.5	51-31	39-42	43-30	20-20	17-15	10-8	Hurdle
2008	74	88	.457	3/5	10.0	43-38	31-50	31-41	21-18	15-21	7-8	Hurdle
2009+	92	70	.568	2/5	3.0	51-30	41-40	17-16	31-11	33-39	11-4	Hurdle/Tracy
2010	83	79	.512	3/5	9.0	52-29	31-50	37-35	21-20	16-18	9-6	Tracy
2011	73	89	.451	4/5	21.0	38-43	35-46	28-44	22-20	15-18	8-7	Tracy
2012	64	98	.395	5/5	30.0	35-46	29-52	28-44	19-19	28-44	2-13	Tracy
2013	74	88	.457	5/5	18.0	45-36	29-52	38-38	18-13	13-22	5-15	Weiss
2014	66	96	.407	4/5	28.0	45-36	21-60	36-40	10-23	13-20	7-13	Weiss
2015	68	94	.420	5/5	24.0	36-45	32-49	32-44	15-17	16-18	5-15	Weiss
2016	75	87	.463	3/5	16.0	42-39	33-48	35-41	11-21	20-14	9-11	Weiss
2017+	87	75	.537	3/5	17.0	46-35	41-40	42-34	18-15	17-16	10-10	Black
2018+	91	72	.558	2/5	1.0	47-34	44-38	41-36	14-18	23-11	13-7	Black
2019	71	91	.438	4/5	35.0	43-38	28-53	32-44	15-18	16-17	8-12	Black
2020*	26	34	.433	4/5	17.0	12-18	14-16	17-23	N/A	N/A	9-11	Black

**Totals:** 2059 2314 .471 1182-1001 875-1313 839-993 534-554 507-548 179-219

+Advanced to Postseason

\*Only played NL/AL West opponents in 60-game season

## ROCKIES BY BALLPARK

Ballpark	Games	W-L	Pct.
3Com Park (SF)	45	13-32	.289
Angel Stadium (LAA)	21	7-14	.333
Astrodome (HOU)	41	17-24	.415
Atlanta-Fulton County (ATL)	23	5-18	.217
Busch Stadium II (STL)	58	29-29	.500
Busch Stadium III (STL)	51	13-38	.255
Camden Yards (BAL)	12	6-6	.500
Chase Field (ARI)	202	77-125	.381
Cinergy Field (CIN)	49	18-31	.367
Citi Field (NYM)	38	18-20	.474
Citizens Bank Park (PHI)	55	20-35	.364
Comerica Park (DET)	15	5-10	.333
Coors Field (COL)	2,047	1120-927	.547
Dodger Stadium (LAD)	231	84-147	.364
Fenway Park (BOS)	13	5-8	.385
Globe Life Field (TEX)	3	2-1	.667
Globe Life Park (TEX)	18	7-11	.389
Great American Ball Park (CIN)	53	25-28	.472
Guaranteed Rate Field (CHW)	3	2-1	.667
Kauffman Stadium (KC)	11	3-8	.273
Kingdome (SEA)	5	1-4	.200
Marlins Park (MIA)	28	9-19	.321
Metrodome (MIN)	3	1-2	.333
Mile High Stadium (COL)	138	64-74	.464
Miller Park (MIL)	63	28-35	.444
Milwaukee County (MIL)	14	5-9	.357
Minute Maid (HOU)	51	14-37	.273
Monterrey Stadium (Mexico)	1	1-0	1.000
Nationals Park (WSH)	40	24-16	.600
Oakland Coliseum (OAK)	16	7-9	.438
Olympic Stadium (MON)	52	26-26	.500
Oracle Park (SF)	187	71-116	.380
PETCO Park (SD)	152	74-78	.487
PNC Park (PIT)	66	27-39	.409
Progressive Field (CLE)	14	4-10	.286
Qualcomm Stadium (SD)	79	36-43	.456
RFK Stadium (WSH)	11	7-4	.636
Rogers Centre (TOR)	9	0-9	.000
Shea Stadium (NYM)	66	20-46	.303
Sun Life Stadium (FLA)	78	29-49	.372
SunTrust Park (ATL)	10	8-2	.800
T-Mobile Park (SEA)	20	11-9	.550
Target Field (MIN)	6	3-3	.500
Three Rivers Stadium (PIT)	41	19-22	.463
Tropicana Field (TB)	6	1-5	.167
Turner Field (ATL)	70	24-46	.343
Veterans Stadium (PHI)	47	20-27	.426
Wrigley Field (CHC)	100	46-54	.460
Yankee Stadium (New) (NYY)	8	3-5	.375
Yankee Stadium (Old) (NYY)	3	0-3	.000

## ROCKIES BY STATE/COUNTRY

State	Games	W-L	Pct.
ARIZONA	202	77-125	.381
CALIFORNIA	731	292-439	.400
COLORADO	2,185	1184-1001	.542
FLORIDA	112	39-73	.348
GEORGIA	103	37-66	.359
ILLINOIS	103	48-55	.466
MARYLAND	12	6-6	.500
MASSACHUSETTS	13	5-8	.385
MICHIGAN	15	5-10	.333
MINNESOTA	6	2-4	.333
MISSOURI	120	45-75	.375
NEW YORK	115	41-74	.357
OHIO	116	47-69	.405
PENNSYLVANIA	209	86-123	.411
WASHINGTON	25	12-13	.480
WISCONSIN	77	33-44	.429
TEXAS	113	40-73	.354
DISTRICT OF COLUMBIA	51	31-20	.607

Country	Games	W-L	Pct.
CANADA	61	26-35	.426
*MEXICO	1	1-0	1.000
UNITED STATES	4311	2032-2279	.471

\*Note: The Rockies opened their 1999 season in Monterrey, Mexico, with an 8-2 victory over the San Diego Padres. Although it was a neutral site, it counted as a road game in the standings. Therefore, the Rockies' true franchise road record in the state of California and at Qualcomm Stadium is one win fewer than what their franchise road record would be if their record against all California-based teams were cumulated.

(Rockies All-Time Record, continued)

ALL-TIME MISCELLANEOUS

Table with columns: Year, Grass, Artificial, Day, Night, vs LHS, vs RHS, SHO, One-Run, Extra Inn. Rows include years from 1993 to 2020 and a Total row.

ROCKIES MANAGERS

Table with columns: Manager, Seasons, Years, Record, Pct., First Win. Lists managers like Don Baylor, Jim Leyland, and Bud Black.

ANNUAL CLUB BATTING

Large table with columns: Year, AVG, G, AB, R, H, TB, 2B, 3B, HR, RBI, SH, SF, HBP, BB-I, SO, SB-CS, GDP, SLG, OBP. Rows include years from 1993 to 2020 and a Totals row.

Record Book

ANNUAL CLUB FIELDING

Large table with columns: Year, PCT., G, PO, A, E, TC, DP, TP, PB. Rows include years from 1993 to 2020 and a Totals row.

(Rockies All-Time Record, continued)

**ANNUAL CLUB PITCHING**

Table with 16 columns: Year, W, L, ERA, G, GS, CG, SHO, SV, IP, H, R, ER, HR, HB, BB, IBB, SO, WP, BK. Rows for years 1993-2020 and a Totals row.

**ANNUAL STARTING PITCHING**

Table with 10 columns: Year, W, L, ERA, IP, H, R, ER, HR, BB, SO. Rows for years 1993-2020 and a Totals row.

**ANNUAL RELIEF PITCHING**

Table with 10 columns: Year, G, APP, W, L, ERA, IP, H, R, ER, HR, BB, SO. Rows for years 1993-2020 and a Totals row.



# Rockies By Month

## ALL-TIME BY MONTH

Year	MARCH	APRIL	MAY	JUNE	JULY	AUGUST	SEPT.	OCT
1993		8-14	7-22	11-14	10-17	14-16	17-9	0-3
1994		10-12	13-15	13-16	14-14	3-7		
1995		4-1	13-15	15-12	17-11	11-17	16-11	1-0
1996		11-14	14-11	15-14	14-14	16-14	13-12	
1997		17-7	12-17	14-15	8-19	17-12	15-9	
1998	1-0	11-16	12-16	13-15	11-14	15-14	14-10	
1999		9-10	12-17	13-13	12-18	14-16	11-14	1-2
2000		11-14	17-8	15-10	7-22	18-11	13-15	1-0
2001		13-11	13-16	12-15	7-19	14-13	12-11	2-4
2002		10-16	19-10	10-17	9-16	13-16	12-14	
2003		15-12	12-17	15-13	14-13	9-19	9-14	
2004		9-12	10-19	9-17	18-10	9-18	13-15	0-3
2005		6-15	9-20	12-15	10-17	15-14	14-13	1-1
2006		15-10	12-16	14-12	10-16	11-17	14-14	0-1
2007		10-16	15-13	14-13	15-9	15-14	20-8	1-0
2008		11-17	9-19	12-15	17-10	15-13	10-14	
2009		8-12	12-17	11-11	21-7	16-12	18-9	2-2
2010		11-12	16-12	14-13	13-13	15-12	14-14	0-3
2011		17-8	8-21	14-13	12-15	13-16	9-16	
2012		11-11	10-18	9-18	7-17	16-13	9-20	2-1
2013		16-11	12-16	13-15	10-16	13-15	10-15	
2014	0-1	16-12	12-15	8-20	8-17	10-18	12-13	
2015		11-10	11-16	12-17	9-15	10-18	13-16	2-2
2016		11-12	13-15	13-14	15-12	12-16	11-16	0-2
2017		16-10	17-12	15-12	12-12	12-15	15-13	0-1
2018	1-2	14-13	15-11	11-16	17-6	14-14	19-9	0-1
2019	2-2	11-15	16-10	15-13	6-19	9-19	12-13	
2020					4-2	13-16	9-16	
<b>Totals</b>	<b>2-3</b>	<b>301-308</b>	<b>325-404</b>	<b>337-371</b>	<b>315-375</b>	<b>353-396</b>	<b>342-340</b>	<b>13-26</b>

## MONTH-BY-MONTH TEAM BATTING

	AVG	G	AB	R	H	2B	3B	HR	RBI	SB	BB	SO	OBP	SLG
April, 1993	.274	22	734	103	201	34	8	16	97	30	59	99	.328	.407
May, 1993	.251	29	993	114	249	39	8	20	105	21	72	142	.308	.367
June, 1993	.298	25	853	137	254	51	6	23	126	26	64	172	.347	.453
July, 1993	.272	27	903	114	246	55	11	26	111	21	47	160	.310	.444
August, 1993	.248	30	1029	116	255	40	9	27	107	20	62	204	.293	.383
Sept., 1993	.313	26	910	166	285	55	17	28	151	28	79	145	.372	.503
October, 1993	.179	3	95	8	17	4	0	2	7	0	5	22	.218	.284
<b>1993 Totals</b>	<b>.273</b>	<b>162</b>	<b>5517</b>	<b>758</b>	<b>1507</b>	<b>278</b>	<b>59</b>	<b>142</b>	<b>704</b>	<b>146</b>	<b>388</b>	<b>944</b>	<b>.323</b>	<b>.422</b>
April, 1994	.275	22	768	129	211	37	8	36	119	20	72	153	.339	.484
May, 1994	.260	28	957	113	249	36	10	29	107	23	87	215	.321	.410
June, 1994	.304	29	999	159	304	73	6	27	150	27	85	173	.362	.470
July, 1994	.260	28	953	142	248	44	11	29	136	17	112	164	.337	.421
August, 1994	.261	10	329	30	86	16	4	4	28	4	22	56	.307	.371
<b>1994 Totals</b>	<b>.274</b>	<b>117</b>	<b>4006</b>	<b>573</b>	<b>1098</b>	<b>206</b>	<b>39</b>	<b>125</b>	<b>540</b>	<b>91</b>	<b>378</b>	<b>761</b>	<b>.337</b>	<b>.439</b>
April, 1995	.213	5	178	24	38	10	1	3	24	6	16	39	.294	.331
May, 1995	.295	28	995	167	294	57	4	40	160	28	96	191	.361	.481
June, 1995	.271	27	889	108	241	53	4	30	104	13	93	153	.344	.441
July, 1995	.292	28	989	169	289	36	13	45	162	23	91	204	.353	.491
August, 1995	.270	28	984	158	266	46	10	51	146	29	99	196	.343	.493
Sept., 1995	.285	27	924	149	263	52	9	29	143	26	85	159	.352	.455
October, 1995	.429	1	35	10	15	5	2	2	10	0	4	1	.476	.857
<b>1995 Totals</b>	<b>.282</b>	<b>144</b>	<b>4994</b>	<b>785</b>	<b>1406</b>	<b>259</b>	<b>43</b>	<b>200</b>	<b>749</b>	<b>125</b>	<b>484</b>	<b>943</b>	<b>.350</b>	<b>.471</b>
April, 1996	.278	25	869	128	242	39	7	30	122	17	84	188	.353	.443
May, 1996	.281	25	840	156	236	45	8	32	148	32	89	169	.354	.468
June, 1996	.315	29	1040	209	328	65	4	51	199	35	111	210	.385	.533
July, 1996	.280	28	976	145	273	51	4	30	139	42	81	173	.343	.432
August, 1996	.293	30	1024	187	300	51	9	53	174	42	94	215	.354	.516
Sept., 1996	.271	25	841	136	228	46	5	25	127	33	68	153	.333	.427
<b>1996 Totals</b>	<b>.287</b>	<b>162</b>	<b>5590</b>	<b>961</b>	<b>1607</b>	<b>297</b>	<b>37</b>	<b>221</b>	<b>909</b>	<b>201</b>	<b>527</b>	<b>1108</b>	<b>.355</b>	<b>.472</b>
April, 1997	.316	24	841	171	266	41	5	38	159	31	93	153	.391	.512
May, 1997	.266	29	987	150	263	44	6	39	143	26	112	173	.345	.442
June, 1997	.297	29	1018	174	302	48	9	44	166	22	102	183	.366	.491
July, 1997	.267	27	931	125	249	45	7	30	111	22	85	199	.334	.427
August, 1997	.299	29	993	156	297	58	7	48	149	14	90	191	.361	.517
Sept., 1997	.281	24	833	147	234	33	6	40	141	22	80	161	.347	.479
<b>1997 Totals</b>	<b>.288</b>	<b>162</b>	<b>5603</b>	<b>923</b>	<b>1611</b>	<b>269</b>	<b>40</b>	<b>239</b>	<b>869</b>	<b>137</b>	<b>562</b>	<b>1060</b>	<b>.357</b>	<b>.478</b>
March, 1998	.325	1	40	9	13	3	0	2	9	0	4	3	.386	.675
April, 1998	.301	27	950	146	286	57	7	25	139	12	88	144	.360	.455
May, 1998	.259	28	963	112	249	56	5	34	109	16	79	163	.319	.433
June, 1998	.267	28	965	128	258	47	8	27	125	9	80	193	.325	.417
July, 1998	.308	25	863	130	266	58	6	38	125	2	47	136	.346	.521
August, 1998	.307	29	1017	157	312	73	4	27	151	19	85	155	.360	.466
Sept., 1998	.307	24	834	144	256	39	6	30	133	9	86	155	.376	.476
<b>1998 Totals</b>	<b>.291</b>	<b>162</b>	<b>5632</b>	<b>826</b>	<b>1640</b>	<b>333</b>	<b>36</b>	<b>183</b>	<b>791</b>	<b>67</b>	<b>469</b>	<b>949</b>	<b>.347</b>	<b>.461</b>



**(Month-by-Month Team Batting, continued)**

	<b>AVG</b>	<b>G</b>	<b>AB</b>	<b>R</b>	<b>H</b>	<b>2B</b>	<b>3B</b>	<b>HR</b>	<b>RBI</b>	<b>SB</b>	<b>BB</b>	<b>SO</b>	<b>OBP</b>	<b>SLG</b>
April, 1999	.269	19	651	101	175	36	2	19	95	6	62	109	.337	.418
May, 1999	.268	29	1008	143	270	44	9	33	130	16	92	172	.330	.428
June, 1999	.308	26	937	175	289	45	10	48	170	10	67	124	.356	.531
July, 1999	.299	30	1062	155	318	62	3	43	151	11	94	126	.360	.485
August, 1999	.290	30	1081	166	313	60	4	35	155	13	91	177	.346	.450
Sept., 1999	.285	25	871	146	248	52	10	42	143	14	89	143	.351	.512
October, 1999	.290	3	107	20	31	6	1	3	19	0	13	12	.368	.449
<b>1999 Totals</b>	<b>.288</b>	<b>162</b>	<b>5717</b>	<b>906</b>	<b>1644</b>	<b>305</b>	<b>39</b>	<b>223</b>	<b>863</b>	<b>70</b>	<b>508</b>	<b>863</b>	<b>.348</b>	<b>.472</b>
April, 2000	.283	25	841	144	238	47	15	23	133	18	93	129	.357	.457
May, 2000	.316	25	867	183	274	45	11	36	172	26	109	153	.388	.518
June, 2000	.304	25	866	167	263	62	13	23	156	31	109	156	.382	.485
July, 2000	.257	29	1000	134	257	42	5	21	131	15	90	143	.318	.372
August, 2000	.310	29	1076	178	334	68	4	26	163	28	93	144	.366	.454
Sept., 2000	.290	28	969	152	281	56	5	31	141	13	103	153	.359	.454
October, 2000	.415	1	41	10	17	0	0	1	9	0	4	9	.467	.488
<b>2000 Totals</b>	<b>.294</b>	<b>162</b>	<b>5660</b>	<b>968</b>	<b>1664</b>	<b>320</b>	<b>53</b>	<b>161</b>	<b>905</b>	<b>131</b>	<b>601</b>	<b>907</b>	<b>.362</b>	<b>.455</b>
April, 2001	.309	24	841	161	260	53	8	41	154	15	80	158	.370	.537
May, 2001	.286	29	1031	172	295	69	8	32	165	29	107	190	.360	.462
June, 2001	.302	27	948	162	286	42	5	48	154	17	80	160	.357	.508
July, 2001	.258	26	894	112	231	43	10	25	105	17	75	161	.318	.413
August, 2001	.297	27	945	151	281	57	12	30	142	26	81	179	.357	.478
Sept., 2001	.310	23	820	135	254	51	16	26	125	21	77	143	.374	.506
October, 2001	.265	6	211	30	56	9	2	11	29	7	11	36	.304	.483
<b>2001 Totals</b>	<b>.292</b>	<b>162</b>	<b>5690</b>	<b>923</b>	<b>1663</b>	<b>324</b>	<b>61</b>	<b>213</b>	<b>874</b>	<b>132</b>	<b>511</b>	<b>1027</b>	<b>.354</b>	<b>.483</b>
April, 2002	.261	26	853	115	223	37	8	21	106	14	84	194	.331	.397
May, 2002	.285	29	1002	164	286	53	7	38	155	26	103	180	.354	.466
June, 2002	.266	27	924	116	246	48	4	27	113	15	83	160	.327	.415
July, 2002	.260	25	842	107	219	40	3	19	103	10	74	152	.325	.382
August, 2002	.268	29	991	132	266	55	11	25	123	20	61	191	.317	.422
Sept., 2002	.298	26	900	144	268	50	8	22	126	18	92	166	.367	.444
<b>2002 Totals</b>	<b>.274</b>	<b>162</b>	<b>5512</b>	<b>778</b>	<b>1508</b>	<b>283</b>	<b>41</b>	<b>152</b>	<b>726</b>	<b>103</b>	<b>497</b>	<b>1043</b>	<b>.337</b>	<b>.423</b>
April, 2003	.280	27	937	173	262	58	10	37	165	11	122	205	.367	.481
May, 2003	.259	29	958	133	248	53	4	20	126	9	132	214	.349	.385
June, 2003	.276	28	957	148	264	54	5	37	143	4	95	168	.341	.459
July, 2003	.265	27	925	143	245	60	7	32	134	20	98	207	.340	.449
August, 2003	.252	28	947	130	239	60	3	31	124	11	86	170	.322	.420
Sept., 2003	.270	23	794	126	214	45	2	41	122	8	86	170	.346	.486
<b>2003 Totals</b>	<b>.267</b>	<b>162</b>	<b>5518</b>	<b>853</b>	<b>1472</b>	<b>330</b>	<b>31</b>	<b>198</b>	<b>814</b>	<b>63</b>	<b>619</b>	<b>1134</b>	<b>.344</b>	<b>.445</b>
April, 2004	.279	21	720	127	201	55	2	35	119	6	84	161	.359	.507
May, 2004	.265	29	1018	138	270	56	8	35	129	5	101	209	.335	.439
June, 2004	.265	26	890	123	236	53	4	22	120	12	82	196	.329	.408
July, 2004	.292	28	963	172	281	62	10	42	166	9	115	177	.370	.508
August, 2004	.265	27	914	115	242	43	6	36	111	5	81	201	.331	.443
Sept., 2004	.281	28	974	150	274	55	3	30	143	7	99	208	.351	.436
October, 2004	.276	3	98	8	27	7	1	2	7	0	6	29	.318	.429
<b>2004 Totals</b>	<b>.275</b>	<b>162</b>	<b>5577</b>	<b>833</b>	<b>1531</b>	<b>331</b>	<b>34</b>	<b>202</b>	<b>795</b>	<b>44</b>	<b>568</b>	<b>1181</b>	<b>.345</b>	<b>.455</b>
April, 2005	.295	21	738	105	218	40	6	17	102	9	54	124	.348	.435
May, 2005	.246	29	985	118	242	47	6	31	109	11	100	211	.319	.400
June, 2005	.275	27	909	129	250	54	4	22	121	12	88	202	.343	.416
July, 2005	.257	27	904	103	232	46	4	24	98	11	69	176	.320	.396
August, 2005	.257	29	993	121	255	43	6	31	114	8	90	209	.323	.406
Sept., 2005	.274	27	937	152	257	46	7	23	149	11	102	164	.350	.412
October, 2005	.303	2	76	12	23	4	1	2	11	3	6	17	.357	.461
<b>2005 Totals</b>	<b>.267</b>	<b>162</b>	<b>5542</b>	<b>740</b>	<b>1477</b>	<b>280</b>	<b>34</b>	<b>150</b>	<b>704</b>	<b>65</b>	<b>509</b>	<b>1103</b>	<b>.333</b>	<b>.411</b>
April, 2006	.290	25	896	137	260	58	12	29	127	12	88	172	.359	.479
May, 2006	.232	28	896	85	208	50	5	21	81	12	76	178	.299	.369
June, 2006	.286	26	881	146	252	48	9	24	139	7	88	178	.355	.443
July, 2006	.265	26	878	119	233	54	7	23	111	9	85	162	.329	.421
August, 2006	.269	28	964	122	259	51	11	22	112	24	88	201	.335	.413
Sept., 2006	.282	28	1012	199	285	63	10	36	186	20	131	205	.367	.470
October, 2006	.200	1	35	5	7	1	0	2	5	1	5	12	.300	.400
<b>2006 Totals</b>	<b>.270</b>	<b>162</b>	<b>5562</b>	<b>813</b>	<b>1504</b>	<b>325</b>	<b>54</b>	<b>157</b>	<b>761</b>	<b>85</b>	<b>561</b>	<b>1108</b>	<b>.341</b>	<b>.433</b>
April, 2007	.261	26	893	106	233	48	5	12	101	16	109	185	.345	.366
May, 2007	.256	28	945	119	242	52	7	22	110	14	97	183	.328	.396
June, 2007	.292	27	959	152	280	49	8	35	144	20	94	193	.359	.469
July, 2007	.282	24	820	138	231	38	3	30	135	16	88	135	.351	.445
August, 2007	.285	29	1041	164	297	59	7	33	158	24	122	232	.363	.451
Sept., 2007	.298	28	985	172	294	62	3	37	166	10	104	209	.373	.480
October, 2007	.292	1	48	9	14	5	3	2	9	0	8	15	.373	.646
<b>2007 Totals</b>	<b>.280</b>	<b>163</b>	<b>5691</b>	<b>860</b>	<b>1591</b>	<b>313</b>	<b>36</b>	<b>171</b>	<b>823</b>	<b>100</b>	<b>622</b>	<b>1152</b>	<b>.354</b>	<b>.437</b>
April, 2008	.248	28	1014	114	251	62	5	21	108	24	106	199	.324	.381
May, 2008	.264	28	943	123	249	53	5	23	119	22	90	187	.330	.408
June, 2008	.271	27	906	115	244	51	4	27	109	21	87	197	.338	.426
July, 2008	.299	27	931	163	278	66	5	36	154	27	99	207	.371	.496
August, 2008	.259	28	960	134	249	42	3	28	126	34	119	216	.345	.397
Sept., 2008	.237	24	807	101	191	36	4	25	98	13	69	203	.303	.384
<b>2008 Totals</b>	<b>.263</b>	<b>162</b>	<b>5557</b>	<b>747</b>	<b>1462</b>	<b>310</b>	<b>28</b>	<b>160</b>	<b>714</b>	<b>141</b>	<b>570</b>	<b>1209</b>	<b>.336</b>	<b>.415</b>
April, 2009	.262	20	673	108	176	39	3	26	104	18	83	155	.347	.444
May, 2009	.239	29	948	130	227	52	11	28	124	14	114	203	.320	.406
June, 2009	.277	28	962	154	266	59	5	39	146	21	231	108	.350	.470
July, 2009	.249	26	831	116	207	52	10	25	109	25	117	184	.344	.426
August, 2009	.278	28	963	146	268	49	13	35	137	8	108	241	.353	.465
Sept., 2009	.261	27	886	134	231	42	7	34	124	18	111	213	.345	.439
October, 2009	.244	4	135	16	33	7	1	3	16	2	19	50	.350	.378
<b>2009 Totals</b>	<b>.261</b>	<b>162</b>	<b>5398</b>	<b>804</b>	<b>1408</b>	<b>300</b>	<b>50</b>	<b>190</b>	<b>760</b>	<b>106</b>	<b>660</b>	<b>1277</b>	<b>.343</b>	<b>.441</b>

**(Month-by-Month Team Batting, continued)**

	<b>AVG</b>	<b>G</b>	<b>AB</b>	<b>R</b>	<b>H</b>	<b>2B</b>	<b>3B</b>	<b>HR</b>	<b>RBI</b>	<b>SB</b>	<b>BB</b>	<b>SO</b>	<b>OBP</b>	<b>SLG</b>
April, 2010	.272	23	788	121	214	50	7	26	113	15	83	177	.344	.452
May, 2010	.249	28	938	125	234	34	11	26	120	15	111	194	.330	.392
June, 2010	.258	27	907	114	234	39	5	28	112	14	81	238	.323	.405
July, 2010	.290	26	917	141	266	49	9	35	138	15	103	204	.365	.478
August, 2010	.243	27	905	108	220	49	11	23	104	21	91	211	.316	.398
Sept., 2010	.274	28	977	160	268	46	10	34	153	17	106	222	.346	.446
October, 2010	.163	3	98	1	16	3	1	1	1	2	10	28	.248	.245
<b>2010 Totals</b>	<b>.263</b>	<b>162</b>	<b>5530</b>	<b>770</b>	<b>1452</b>	<b>270</b>	<b>54</b>	<b>173</b>	<b>741</b>	<b>99</b>	<b>585</b>	<b>1274</b>	<b>.336</b>	<b>.425</b>
April, 2011	.236	25	840	119	198	48	4	24	111	18	99	202	.319	.388
May, 2011	.255	29	986	122	251	41	9	31	116	13	92	203	.321	.409
June, 2011	.264	27	919	115	243	44	5	30	110	19	86	182	.329	.421
July, 2011	.265	27	916	127	243	56	9	16	121	20	101	190	.340	.398
August, 2011	.269	29	1011	143	272	51	5	36	137	24	101	212	.343	.436
Sept., 2011	.255	25	872	109	222	34	8	26	102	24	76	212	.320	.401
<b>2011 Totals</b>	<b>.258</b>	<b>162</b>	<b>5544</b>	<b>735</b>	<b>1429</b>	<b>274</b>	<b>40</b>	<b>163</b>	<b>697</b>	<b>118</b>	<b>555</b>	<b>1201</b>	<b>.329</b>	<b>.410</b>
April, 2012	.260	22	755	113	196	43	10	24	109	18	66	153	.324	.438
May, 2012	.264	28	960	150	253	51	9	38	146	20	96	189	.331	.454
June, 2012	.287	27	938	131	269	47	10	33	122	18	79	219	.346	.464
July, 2012	.250	24	837	83	209	40	8	20	78	12	60	183	.300	.388
August, 2012	.294	29	979	142	288	60	9	24	133	19	78	193	.345	.447
Sept., 2012	.281	29	989	127	278	56	5	26	119	12	66	241	.331	.427
October, 2012	.277	3	119	12	33	9	1	1	9	1	5	35	.312	.395
<b>2012 Totals</b>	<b>.274</b>	<b>162</b>	<b>5577</b>	<b>758</b>	<b>1526</b>	<b>306</b>	<b>52</b>	<b>166</b>	<b>716</b>	<b>100</b>	<b>450</b>	<b>1213</b>	<b>.330</b>	<b>.436</b>
April, 2013	.282	27	949	141	268	46	9	36	135	20	94	194	.348	.464
May, 2013	.253	28	968	120	245	48	1	31	116	24	77	213	.313	.401
June, 2013	.278	28	994	129	276	55	10	35	121	19	65	218	.325	.459
July, 2013	.237	26	837	88	198	32	5	19	84	17	66	197	.293	.356
August, 2013	.273	28	950	115	259	47	5	19	109	16	63	197	.318	.397
Sept., 2013	.293	25	903	113	265	55	4	19	108	16	62	185	.337	.426
<b>2013 Totals</b>	<b>.270</b>	<b>162</b>	<b>5599</b>	<b>706</b>	<b>1511</b>	<b>283</b>	<b>36</b>	<b>159</b>	<b>673</b>	<b>112</b>	<b>427</b>	<b>1204</b>	<b>.323</b>	<b>.418</b>
March, 2014	.188	1	32	1	6	0	0	1	1	0	1	10	.212	.281
April, 2014	.296	28	982	156	291	64	6	37	149	18	78	181	.347	.487
May, 2014	.276	27	920	122	254	53	3	34	117	15	64	201	.326	.451
June, 2014	.283	28	967	139	274	54	7	26	130	18	74	214	.335	.434
July, 2014	.261	25	859	90	224	43	6	25	87	13	57	216	.312	.412
August, 2014	.249	28	955	113	238	41	8	31	107	8	64	242	.300	.406
Sept., 2014	.294	25	897	134	264	52	11	32	130	13	59	217	.344	.484
<b>2014 Totals</b>	<b>.276</b>	<b>162</b>	<b>5612</b>	<b>755</b>	<b>1551</b>	<b>307</b>	<b>41</b>	<b>186</b>	<b>721</b>	<b>85</b>	<b>397</b>	<b>1281</b>	<b>.327</b>	<b>.445</b>
April, 2015	.280	21	732	88	205	52	5	19	86	6	45	154	.364	.443
May, 2015	.254	27	912	119	232	34	4	35	117	14	59	223	.324	.416
June, 2015	.274	29	988	140	271	44	9	34	133	23	75	216	.366	.440
July, 2015	.286	24	831	114	238	43	13	27	110	13	69	192	.310	.467
August, 2015	.243	28	951	117	231	50	8	32	110	24	65	226	.308	.413
Sept., 2015	.261	29	1015	135	265	39	9	35	124	15	68	247	.327	.421
October, 2015	.259	4	143	24	37	12	1	4	22	2	7	25	.374	.441
<b>2015 Totals</b>	<b>.265</b>	<b>162</b>	<b>5572</b>	<b>737</b>	<b>1479</b>	<b>274</b>	<b>49</b>	<b>186</b>	<b>702</b>	<b>97</b>	<b>388</b>	<b>1283</b>	<b>.315</b>	<b>.432</b>
April, 2016	.278	23	808	126	225	50	8	37	120	14	76	186	.341	.498
May, 2016	.276	28	976	137	269	57	9	28	133	5	74	208	.326	.439
June, 2016	.275	27	928	155	255	61	5	29	149	12	99	227	.351	.477
July, 2016	.246	27	896	118	220	44	5	26	108	16	82	240	.311	.393
August, 2016	.298	28	998	173	297	53	12	40	165	10	95	220	.363	.495
Sept., 2016	.273	27	926	129	253	48	7	33	123	9	64	231	.321	.447
October, 2016	.305	2	82	7	25	5	1	1	7	0	4	18	.345	.427
<b>2016 Totals</b>	<b>.275</b>	<b>162</b>	<b>5614</b>	<b>845</b>	<b>1544</b>	<b>318</b>	<b>47</b>	<b>204</b>	<b>805</b>	<b>66</b>	<b>494</b>	<b>1330</b>	<b>.336</b>	<b>.457</b>
April, 2017	.247	26	873	119	216	48	6	36	116	4	74	221	.310	.440
May, 2017	.278	29	1001	157	278	48	6	33	150	8	73	239	.330	.437
June, 2017	.276	27	944	140	261	43	7	24	133	16	92	251	.342	.413
July, 2017	.297	24	825	148	245	49	7	32	141	10	66	225	.350	.490
August, 2017	.269	27	912	117	245	49	3	35	116	11	102	225	.347	.444
Sept., 2017	.270	28	945	140	255	54	8	32	134	10	108	240	.346	.446
October, 2017	.294	1	34	3	10	2	1	0	3	0	4	7	.368	.412
<b>2017 Totals</b>	<b>.273</b>	<b>162</b>	<b>5534</b>	<b>824</b>	<b>1510</b>	<b>293</b>	<b>38</b>	<b>192</b>	<b>793</b>	<b>59</b>	<b>519</b>	<b>1408</b>	<b>.338</b>	<b>.444</b>
March, 2018	.245	3	102	12	25	2	0	7	12	2	7	34	.294	.471
April, 2018	.220	27	876	103	193	36	5	27	98	16	95	243	.301	.365
May, 2018	.258	26	900	120	232	39	8	34	115	18	85	219	.324	.432
June, 2018	.272	27	940	153	256	56	5	36	148	6	71	237	.328	.457
July, 2018	.278	23	787	122	219	47	9	34	117	12	69	182	.339	.490
August, 2018	.240	28	962	114	231	42	8	27	107	22	84	239	.305	.385
Sept., 2018	.273	28	945	154	258	58	7	43	149	19	92	237	.342	.486
October, 2018	.138	1	29	2	4	0	0	2	2	0	4	6	.265	.345
<b>2018 Totals</b>	<b>.256</b>	<b>163</b>	<b>5541</b>	<b>780</b>	<b>1418</b>	<b>280</b>	<b>42</b>	<b>210</b>	<b>748</b>	<b>95</b>	<b>507</b>	<b>1397</b>	<b>.322</b>	<b>.435</b>
March, 2019	.239	4	138	15	33	11	1	1	14	1	8	33	.284	.355
April, 2019	.231	26	900	110	208	46	10	32	106	11	78	254	.325	.411
May, 2019	.299	26	939	183	281	67	10	42	178	6	93	248	.365	.526
June, 2019	.279	28	989	167	276	57	7	36	160	10	72	260	.331	.460
July, 2019	.251	25	854	107	214	53	6	26	103	11	72	232	.310	.418
August, 2019	.283	28	967	137	274	50	3	43	131	10	81	227	.341	.475
September, 2019	.247	25	873	116	216	39	4	44	111	22	85	249	.319	.452
<b>2019 Totals</b>	<b>.265</b>	<b>162</b>	<b>5660</b>	<b>835</b>	<b>1502</b>	<b>323</b>	<b>41</b>	<b>224</b>	<b>803</b>	<b>71</b>	<b>489</b>	<b>1503</b>	<b>.326</b>	<b>.456</b>
July, 2020	.255	6	208	28	53	9	0	5	28	3	24	57	.326	.370
August, 2020	.262	29	994	140	260	38	10	35	132	18	90	246	.323	.426
September, 2020	.251	25	855	107	215	37	6	23	104	21	47	240	.293	.389
<b>2020 Totals</b>	<b>.257</b>	<b>60</b>	<b>2057</b>	<b>275</b>	<b>528</b>	<b>84</b>	<b>16</b>	<b>63</b>	<b>264</b>	<b>42</b>	<b>161</b>	<b>543</b>	<b>.311</b>	<b>.405</b>

## MONTH-BY-MONTH TEAM PITCHING

	ERA	W	L	SV	IP	H	R	ER	HR	BB	SO
April, 1993	4.78	8	14	1	192.0	219	113	102	15	92	116
May, 1993	7.03	7	22	4	258.2	343	221	202	38	119	164
June, 1993	5.80	11	14	5	218.2	271	158	141	31	85	136
July, 1993	5.91	10	17	6	236.0	286	163	155	37	88	145
August, 1993	4.29	14	16	11	266.2	276	157	127	28	122	161
Sept., 1993	4.28	17	9	8	235.1	237	133	112	30	87	171
October, 1993	7.88	0	3	0	24.0	32	22	21	2	16	20
<b>1993 Totals</b>	<b>5.41</b>	<b>67</b>	<b>95</b>	<b>35</b>	<b>1431.1</b>	<b>1664</b>	<b>967</b>	<b>860</b>	<b>181</b>	<b>609</b>	<b>913</b>
April, 1994	5.71	10	12	3	194.0	212	138	123	20	105	128
May, 1994	4.65	13	15	8	247.2	266	133	128	28	97	184
June, 1994	5.51	13	16	8	255.0	312	176	156	31	113	170
July, 1994	4.87	14	14	8	249.2	289	140	135	33	93	169
August, 1994	5.10	3	7	1	84.2	106	51	48	8	40	52
<b>1994 Totals</b>	<b>5.15</b>	<b>53</b>	<b>64</b>	<b>28</b>	<b>1031.0</b>	<b>1185</b>	<b>638</b>	<b>590</b>	<b>120</b>	<b>448</b>	<b>703</b>
April, 1995	3.86	4	1	2	49.0	44	21	21	3	28	38
May, 1995	6.02	13	15	8	248.0	295	176	166	32	118	199
June, 1995	3.65	15	12	9	241.2	224	106	98	24	96	156
July, 1995	4.60	17	11	4	250.2	285	151	128	23	81	171
August, 1995	5.96	11	17	4	249.0	311	185	165	43	91	166
Sept., 1995	4.71	16	11	8	241.0	271	135	126	33	95	153
October, 1995	7.00	1	0	1	9.0	13	9	7	2	3	8
<b>1995 Totals</b>	<b>4.97</b>	<b>77</b>	<b>67</b>	<b>43</b>	<b>1288.1</b>	<b>1443</b>	<b>783</b>	<b>711</b>	<b>160</b>	<b>512</b>	<b>891</b>
April, 1996	6.33	11	14	6	224.2	261	170	158	30	121	145
May, 1996	5.58	14	11	7	218.1	233	147	133	35	88	146
June, 1996	5.76	15	14	6	254.2	295	177	163	39	96	166
July, 1996	5.44	14	14	4	243.0	272	167	147	39	106	148
August, 1996	5.24	16	14	3	263.0	291	162	153	34	106	177
Sept., 1996	5.34	13	12	8	219.0	245	141	130	21	107	150
<b>1996 Totals</b>	<b>5.59</b>	<b>83</b>	<b>79</b>	<b>34</b>	<b>1422.2</b>	<b>1597</b>	<b>964</b>	<b>884</b>	<b>198</b>	<b>624</b>	<b>932</b>
April, 1997	4.61	17	7	8	213.0	248	120	109	31	71	121
May, 1997	5.60	12	17	9	255.1	297	172	159	29	123	136
June, 1997	5.65	14	15	2	255.0	310	170	160	34	117	158
July, 1997	5.88	8	19	2	238.2	302	162	156	34	83	148
August, 1997	4.94	17	12	9	253.0	297	160	139	29	98	153
Sept., 1997	4.67	15	9	8	217.2	243	124	113	39	74	154
<b>1997 Totals</b>	<b>5.25</b>	<b>83</b>	<b>79</b>	<b>38</b>	<b>1432.2</b>	<b>1697</b>	<b>908</b>	<b>836</b>	<b>196</b>	<b>566</b>	<b>870</b>
March, 1998	2.00	1	0	0	9.0	6	2	2	2	3	8
April, 1998	6.64	11	16	6	240.0	293	190	177	31	117	161
May, 1998	4.15	12	16	7	241.0	248	118	111	21	97	160
June, 1998	4.62	13	15	7	255.1	259	138	131	31	91	169
July, 1998	5.62	11	14	5	219.1	259	146	137	30	92	120
August, 1998	4.36	15	14	5	256.0	282	135	124	29	82	195
Sept., 1998	4.75	14	10	6	212.0	236	126	112	30	80	138
<b>1998 Totals</b>	<b>4.99</b>	<b>77</b>	<b>85</b>	<b>36</b>	<b>1432.2</b>	<b>1583</b>	<b>855</b>	<b>794</b>	<b>174</b>	<b>562</b>	<b>951</b>
April, 1999	5.67	9	10	4	165.0	197	112	104	19	87	121
May, 1999	5.43	12	17	3	258.1	311	173	156	43	139	196
June, 1999	6.68	13	13	5	229.0	289	190	170	44	119	165
July, 1999	6.74	12	18	9	263.0	317	203	197	56	136	173
August, 1999	4.73	14	16	7	262.2	298	167	156	42	127	201
Sept., 1999	5.90	11	14	5	218.0	247	150	143	27	115	154
October, 1999	9.67	1	2	0	27.0	41	33	29	6	15	22
<b>1999 Totals</b>	<b>6.01</b>	<b>72</b>	<b>90</b>	<b>33</b>	<b>1429.0</b>	<b>1700</b>	<b>1028</b>	<b>955</b>	<b>237</b>	<b>737</b>	<b>1032</b>
April, 2000	6.17	11	14	7	213.0	266	163	146	36	95	153
May, 2000	5.38	17	8	7	221.0	238	137	132	40	85	174
June, 2000	4.61	15	10	4	224.1	245	122	115	34	74	164
July, 2000	6.02	7	22	2	251.1	289	179	168	49	116	174
August, 2000	4.18	18	11	6	260.2	268	129	121	24	104	188
Sept., 2000	5.31	13	15	7	250.2	255	162	148	36	113	143
October, 2000	5.00	1	0	0	9.0	7	5	5	2	1	5
<b>2000 Totals</b>	<b>5.26</b>	<b>82</b>	<b>80</b>	<b>33</b>	<b>1430.0</b>	<b>1568</b>	<b>897</b>	<b>835</b>	<b>221</b>	<b>588</b>	<b>100</b>
April, 2001	5.26	13	11	6	214.0	225	138	125	31	90	184
May, 2001	4.80	13	16	3	253.0	256	144	135	37	89	176
June, 2001	5.84	12	15	4	242.0	270	172	157	38	119	170
July, 2001	6.22	7	19	2	255.2	270	164	156	48	100	154
August, 2001	4.45	14	13	7	234.2	247	123	116	43	85	191
Sept., 2001	5.04	12	11	4	210.2	200	131	118	33	97	143
October, 2001	6.12	2	4	0	50.0	52	34	34	9	18	40
<b>2001 Totals</b>	<b>5.29</b>	<b>73</b>	<b>89</b>	<b>26</b>	<b>1430.0</b>	<b>1522</b>	<b>906</b>	<b>841</b>	<b>239</b>	<b>598</b>	<b>1058</b>
April, 2002	4.92	10	16	7	226.2	245	138	124	27	94	150
May, 2002	3.47	19	10	9	264.1	229	113	102	18	103	190
June, 2002	5.98	10	17	7	236.1	290	175	157	36	89	152
July, 2002	6.00	9	16	5	214.2	263	153	143	40	91	136
August, 2002	4.79	13	16	8	257.2	247	147	137	56	101	152
Sept., 2002	6.42	12	14	7	227.0	280	172	162	48	104	140
<b>2002 Totals</b>	<b>5.20</b>	<b>73</b>	<b>89</b>	<b>43</b>	<b>1426.2</b>	<b>1554</b>	<b>898</b>	<b>825</b>	<b>225</b>	<b>582</b>	<b>920</b>
April, 2003	5.22	15	12	6	239.2	283	155	139	31	94	156
May, 2003	4.73	12	17	5	251.1	273	139	132	27	106	175
June, 2003	5.14	15	13	9	247.0	283	150	141	34	92	150
July, 2003	5.17	14	13	7	236.2	263	143	136	38	76	151
August, 2003	5.24	9	19	3	243.2	264	152	142	30	103	122
Sept., 2003	5.85	9	14	4	201.2	263	153	131	40	81	112
<b>2003 Totals</b>	<b>5.20</b>	<b>74</b>	<b>88</b>	<b>34</b>	<b>1420.0</b>	<b>1629</b>	<b>892</b>	<b>821</b>	<b>200</b>	<b>552</b>	<b>866</b>

**(Month-by-Month Team Pitching, continued)**

	<b>ERA</b>	<b>W</b>	<b>L</b>	<b>SV</b>	<b>IP</b>	<b>H</b>	<b>R</b>	<b>ER</b>	<b>HR</b>	<b>BB</b>	<b>SO</b>
April, 2004	6.27	9	12	5	182.1	197	134	127	35	82	114
May, 2004	5.96	10	19	5	259.2	305	176	172	32	131	193
June, 2004	5.75	9	17	6	231.2	272	153	148	30	134	137
July, 2004	4.75	18	10	9	250.0	283	143	132	28	120	129
August, 2004	5.79	9	18	5	233.0	274	157	150	39	106	168
Sept., 2004	4.88	13	15	6	254.2	277	142	138	27	114	191
October, 2004	6.00	0	3	0	24.0	26	18	16	7	10	15
<b>2004 Totals</b>	<b>5.54</b>	<b>68</b>	<b>94</b>	<b>36</b>	<b>1435.1</b>	<b>1634</b>	<b>923</b>	<b>883</b>	<b>198</b>	<b>697</b>	<b>947</b>
April, 2005	6.55	6	15	2	180.0	210	137	131	26	110	107
May, 2005	5.17	9	20	4	250.2	283	156	144	34	122	165
June, 2005	5.13	12	15	6	237.0	285	149	135	26	90	191
July, 2005	4.93	10	17	8	237.1	266	138	130	22	97	180
August, 2005	4.81	15	14	10	258.0	270	142	138	26	83	173
Sept., 2005	4.68	14	13	7	238.2	270	134	124	37	97	156
October, 2005	3.18	1	1	0	17.0	16	6	6	4	5	9
<b>2005 Totals</b>	<b>5.13</b>	<b>67</b>	<b>95</b>	<b>37</b>	<b>1418.2</b>	<b>1600</b>	<b>862</b>	<b>808</b>	<b>175</b>	<b>604</b>	<b>981</b>
April, 2006	4.42	15	10	7	228.0	236	130	112	22	94	166
May, 2006	3.84	12	16	6	239.0	238	108	102	14	86	151
June, 2006	4.27	14	12	4	232.0	238	117	110	23	86	153
July, 2006	4.37	10	16	6	228.2	237	118	111	32	81	143
August, 2006	4.44	11	17	3	253.1	270	136	125	28	89	159
Sept., 2006	6.38	14	14	8	258.1	321	195	183	35	114	176
October, 2006	6.75	0	1	0	8.0	9	8	6	1	3	4
<b>2006 Totals</b>	<b>4.66</b>	<b>76</b>	<b>86</b>	<b>34</b>	<b>1447.1</b>	<b>1549</b>	<b>812</b>	<b>749</b>	<b>155</b>	<b>553</b>	<b>952</b>
April, 2007	4.49	10	16	4	234.1	259	130	117	24	82	143
May, 2007	4.87	15	13	11	253.0	259	139	137	23	96	149
June, 2007	4.53	14	13	5	240.1	260	128	121	32	71	146
July, 2007	4.11	15	9	7	214.2	208	106	98	23	57	141
August, 2007	3.82	15	14	4	261.1	259	128	111	32	88	180
Sept., 2007	4.02	20	8	8	255.1	237	119	114	28	104	197
October, 2007	5.54	1	0	0	13.0	15	8	8	2	6	11
<b>2007 Totals</b>	<b>4.32</b>	<b>90</b>	<b>73</b>	<b>39</b>	<b>1472.0</b>	<b>1497</b>	<b>758</b>	<b>706</b>	<b>164</b>	<b>504</b>	<b>967</b>
April, 2008	4.47	11	17	6	262.0	260	144	130	25	124	165
May, 2008	5.67	9	19	5	246.0	283	165	155	31	102	180
June, 2008	4.34	12	15	7	234.1	251	123	113	25	69	150
July, 2008	5.01	17	10	5	237.0	247	137	132	21	85	169
August, 2008	4.35	15	13	9	250.1	266	134	121	24	88	208
Sept., 2008	4.78	10	14	4	216.1	240	119	115	22	94	169
<b>2008 Totals</b>	<b>4.77</b>	<b>74</b>	<b>88</b>	<b>36</b>	<b>1446.0</b>	<b>1547</b>	<b>822</b>	<b>766</b>	<b>148</b>	<b>562</b>	<b>1041</b>
April, 2009	5.46	8	12	4	173.0	202	108	105	27	80	123
May, 2009	4.44	12	17	6	255.2	276	147	126	16	77	192
June, 2009	3.60	21	7	11	252.1	238	105	101	26	80	187
July, 2009	3.77	15	11	8	229.0	209	98	96	17	79	180
August, 2009	4.27	16	12	6	253.0	257	124	120	30	96	211
Sept., 2009	4.18	18	9	9	241.1	212	118	112	23	104	229
October, 2009	2.97	2	2	1	34.0	33	15	15	2	12	32
<b>2009 Totals</b>	<b>4.22</b>	<b>92</b>	<b>70</b>	<b>45</b>	<b>1438.1</b>	<b>1427</b>	<b>715</b>	<b>675</b>	<b>141</b>	<b>528</b>	<b>1154</b>
April, 2010	3.90	11	12	3	207.2	189	95	90	14	100	166
May, 2010	3.53	16	12	4	250.0	232	109	98	19	78	199
June, 2010	4.34	14	13	9	238.1	240	124	115	20	87	183
July, 2010	4.66	13	13	5	231.2	221	130	120	30	74	217
August, 2010	4.03	15	12	7	239.0	240	112	107	20	90	214
Sept., 2010	4.55	14	14	7	249.1	262	137	126	36	85	238
October, 2010	2.42	0	3	0	26.0	21	10	7	0	11	17
<b>2010 Totals</b>	<b>4.14</b>	<b>83</b>	<b>79</b>	<b>35</b>	<b>1442.0</b>	<b>1405</b>	<b>717</b>	<b>663</b>	<b>139</b>	<b>525</b>	<b>1234</b>
April, 2011	3.53	17	8	12	229.2	202	96	90	25	75	184
May, 2011	4.52	8	21	4	258.2	245	140	130	29	109	199
June, 2011	3.88	14	13	9	241.0	252	120	104	24	90	171
July, 2011	5.06	12	15	5	233.0	247	138	131	30	82	202
August, 2011	4.91	13	16	6	260.1	297	148	142	38	93	188
Sept., 2011	4.64	9	16	5	225.0	228	132	116	30	73	174
<b>2011 Totals</b>	<b>4.43</b>	<b>73</b>	<b>89</b>	<b>41</b>	<b>1447.2</b>	<b>1471</b>	<b>774</b>	<b>713</b>	<b>176</b>	<b>522</b>	<b>1118</b>
April, 2012	4.57	11	11	7	195.0	220	112	99	25	69	151
May, 2012	5.66	10	18	3	245.0	298	167	154	34	108	231
June, 2012	5.88	9	18	3	238.2	300	169	156	45	94	197
July, 2012	5.16	7	17	5	211.0	221	127	121	33	76	162
August, 2012	4.71	16	13	11	256.0	256	143	134	27	108	177
Sept., 2012	5.46	9	20	5	245.2	316	161	149	28	99	201
October, 2012	3.23	2	1	2	30.2	26	11	11	6	12	25
<b>2012 Totals</b>	<b>5.22</b>	<b>64</b>	<b>98</b>	<b>36</b>	<b>1422.0</b>	<b>1637</b>	<b>890</b>	<b>824</b>	<b>198</b>	<b>566</b>	<b>1144</b>
April, 2013	3.75	16	11	8	242.1	239	116	101	23	81	175
May, 2013	4.02	12	16	4	253.0	261	120	113	16	80	185
June, 2013	4.52	13	15	3	249.0	262	128	125	23	86	186
July, 2013	4.74	10	16	7	226.0	262	127	119	27	77	173
August, 2013	4.07	13	15	8	241.0	238	118	109	24	92	177
Sept., 2013	5.65	10	17	5	224.2	283	151	141	23	101	168
<b>2013 Totals</b>	<b>4.44</b>	<b>74</b>	<b>88</b>	<b>35</b>	<b>1436.0</b>	<b>1545</b>	<b>760</b>	<b>708</b>	<b>136</b>	<b>517</b>	<b>1064</b>
March, 2014	11.25	0	1	0	8.0	14	10	10	1	2	11
April, 2014	3.96	16	12	9	250.0	238	123	110	32	82	190
May, 2014	4.24	12	15	2	233.2	226	118	110	32	92	159
June, 2014	6.48	8	20	3	243.0	297	187	175	38	97	171
July, 2014	4.66	8	17	4	228.0	264	126	118	19	92	185
August, 2014	5.09	10	18	5	247.2	251	144	140	31	105	197
Sept., 2014	4.36	12	13	1	220.2	238	110	107	20	61	161
<b>2014 Totals</b>	<b>4.84</b>	<b>66</b>	<b>96</b>	<b>24</b>	<b>1431.0</b>	<b>1528</b>	<b>818</b>	<b>770</b>	<b>173</b>	<b>531</b>	<b>1074</b>

**(Month-by-Month Team Pitching, continued)**

	ERA	W	L	SV	IP	H	R	ER	HR	BB	SO
April, 2015	4.62	11	10	8	187.0	202	105	96	20	77	144
May, 2015	4.65	11	16	7	234.0	240	130	121	17	85	158
June, 2015	5.39	12	17	5	254.0	292	157	152	49	92	202
July, 2015	5.14	9	15	3	208.1	239	133	119	30	92	174
August, 2015	5.58	10	18	4	245.1	276	157	152	32	115	192
Sept., 2015	4.85	13	16	9	263.2	293	145	142	31	106	217
October, 2015	4.50	2	2	0	34.0	37	17	17	4	12	25
<b>2015 Totals</b>	<b>5.04</b>	<b>68</b>	<b>94</b>	<b>36</b>	<b>1426.1</b>	<b>1579</b>	<b>844</b>	<b>799</b>	<b>183</b>	<b>579</b>	<b>1112</b>
April, 2016	5.50	11	12	5	206.1	221	135	126	32	73	180
May, 2016	4.78	13	15	9	246.2	277	137	131	22	77	187
June, 2016	5.17	13	14	7	236.2	261	150	136	36	91	203
July, 2016	3.76	15	12	8	237.0	221	106	99	18	91	184
August, 2016	5.30	12	16	3	248.0	261	157	146	34	116	226
Sept., 2016	5.02	11	16	5	234.2	274	165	131	36	91	217
October, 2016	4.50	0	2	0	20.0	17	10	10	3	8	26
<b>2016 Totals</b>	<b>4.91</b>	<b>75</b>	<b>87</b>	<b>37</b>	<b>1429.1</b>	<b>1532</b>	<b>860</b>	<b>779</b>	<b>181</b>	<b>547</b>	<b>1223</b>
April, 2017	4.58	16	10	12	234.0	225	125	119	28	84	193
May, 2017	3.91	17	12	9	260.1	236	118	113	30	106	246
June, 2017	5.05	15	12	7	238.2	251	137	134	40	93	219
July, 2017	5.38	12	12	7	209.0	237	134	125	34	86	178
August, 2017	4.27	12	15	6	240.1	248	119	114	32	75	196
Sept., 2017	4.02	15	13	6	246.1	246	118	110	26	79	234
October, 2017	6.00	0	1	0	9.0	10	6	6	0	9	4
<b>2017 Totals</b>	<b>4.51</b>	<b>87</b>	<b>75</b>	<b>47</b>	<b>1437.2</b>	<b>1453</b>	<b>757</b>	<b>721</b>	<b>190</b>	<b>532</b>	<b>1270</b>
March, 2018	6.12	1	2	1	25.0	25	18	17	1	16	28
April, 2018	4.35	14	13	9	238.0	217	122	115	28	91	228
May, 2018	4.27	15	11	9	234.0	231	112	111	32	78	207
June, 2018	6.20	11	16	7	241.0	270	180	166	41	107	247
July, 2018	3.16	17	6	10	205.1	165	79	72	16	75	185
August, 2018	4.45	14	14	7	252.2	237	134	125	36	79	250
Sept., 2018	3.26	19	9	8	248.1	223	95	90	28	77	254
October, 2018	3.38	0	1	0	8.0	9	5	3	2	2	10
<b>2018 Totals</b>	<b>4.33</b>	<b>91</b>	<b>72</b>	<b>51</b>	<b>1452.1</b>	<b>1377</b>	<b>745</b>	<b>699</b>	<b>184</b>	<b>525</b>	<b>1409</b>
March, 2019	3.71	2	2	0	34.0	27	14	14	5	7	30
April, 2019	4.49	11	15	4	240.1	232	124	120	32	100	215
May, 2019	5.94	16	10	5	235.0	274	162	155	46	91	214
June, 2019	5.11	15	13	7	251.2	267	158	143	40	95	234
July, 2019	6.63	6	19	3	216.0	257	167	159	42	81	184
August, 2019	6.40	9	19	2	242.0	290	192	172	56	106	192
Sept., 2019	5.17	12	13	7	229.2	229	141	132	49	109	195
<b>2019 Totals</b>	<b>5.56</b>	<b>71</b>	<b>91</b>	<b>28</b>	<b>1448.2</b>	<b>1576</b>	<b>958</b>	<b>895</b>	<b>270</b>	<b>589</b>	<b>1264</b>
July, 2020	2.72	4	2	2	53.0	39	17	16	4	20	48
August, 2020	5.49	13	16	9	257.1	286	171	157	40	76	194
Sept., 2020	6.42	9	16	5	216.0	254	165	154	39	109	151
<b>2020 Totals</b>	<b>5.59</b>	<b>26</b>	<b>34</b>	<b>16</b>	<b>526.1</b>	<b>579</b>	<b>353</b>	<b>327</b>	<b>83</b>	<b>205</b>	<b>393</b>

**LOWEST ERA AT COORS  
FIELD, SINGLE SEASON  
(MIN. 81 IP)**

Player	ERA	Season
Kyle Freeland	2.40	2018
Jorge De La Rosa	2.76	2013
Jorge De La Rosa	3.08	2014
Ubaldo Jiménez	3.19	2010
Denny Stark	3.21	2002

**LOWEST ROAD ERA,  
SINGLE SEASON  
(MIN. 81 IP)**

Player	ERA	Season
Jhoullys Chacín	2.44	2013
Ubaldo Jiménez	2.63	2010
Marvin Freeman	2.71	1994
Brian Bohanon	2.79	2000
<b>Germán Márquez</b>	<b>2.95</b>	<b>2018</b>



## HOME AND ROAD, TEAM BATTING

Year	AVG	AB	R	H	2B	3B	HR	RBI	SB	CS	BB	SO	OBP	SLG
<b>1993</b>														
Total	.273	5517	758	1507	278	59	142	704	146	90	388	944	.323	.422
Home	.306	2754	489	843	158	48	77	449	80	43	228	410	.361	.482
Away	.240	2763	269	664	120	11	65	255	66	47	160	534	.285	.362
<b>1994</b>														
Total	.274	4006	573	1098	206	39	125	540	91	53	378	761	.357	.439
Home	.298	1940	317	579	105	34	59	296	41	23	180	331	.359	.479
Away	.251	2066	256	519	101	5	66	244	50	30	198	430	.317	.401
<b>1995</b>														
Total	.282	4994	785	1406	259	43	200	749	125	59	484	943	.350	.471
Home	.316	2515	485	794	140	31	134	470	55	30	257	422	.383	.556
Away	.247	2479	300	612	119	12	66	279	70	29	227	521	.315	.384
<b>1996</b>														
Total	.287	5590	961	1607	297	37	221	909	201	66	527	1108	.355	.472
Home	.343	2909	658	997	189	26	149	627	118	35	298	504	.408	.579
Away	.228	2681	303	610	108	11	72	282	83	31	229	604	.295	.357
<b>1997</b>														
Total	.288	5603	923	1611	269	40	239	869	137	65	562	1060	.357	.478
Home	.321	2841	545	912	155	23	124	516	77	32	288	449	.386	.523
Away	.253	2762	378	699	114	17	115	353	60	33	274	611	.327	.432
<b>1998</b>														
Total	.291	5632	826	1640	333	36	183	792	67	47	469	949	.347	.461
Home	.325	2862	526	929	178	22	111	507	35	24	266	427	.382	.519
Away	.257	2770	300	711	155	14	72	285	32	23	203	522	.311	.401
<b>1999</b>														
Total	.288	5717	906	1644	305	39	223	863	70	43	508	863	.348	.472
Home	.325	2938	572	955	174	26	144	547	35	23	269	378	.383	.549
Away	.248	2779	334	689	131	13	79	316	35	20	239	485	.310	.390
<b>2000</b>														
Total	.294	5660	968	1664	320	53	161	905	131	61	601	907	.362	.455
Home	.334	2887	633	964	185	34	112	591	62	32	330	411	.401	.538
Away	.252	2773	335	700	135	19	49	314	69	29	271	496	.320	.368
<b>2001</b>														
Total	.292	5690	923	1663	324	61	213	874	132	54	511	1027	.354	.483
Home	.331	2866	554	948	191	39	124	518	69	28	243	469	.387	.554
Away	.253	2824	369	715	133	22	89	356	63	26	268	558	.321	.410
<b>2002</b>														
Total	.274	5512	778	1508	283	41	152	726	103	53	497	1043	.337	.423
Home	.313	2773	498	867	159	29	97	463	55	31	268	452	.376	.496
Away	.234	2739	280	641	124	12	55	263	48	22	229	591	.297	.348
<b>2003</b>														
Total	.267	5518	853	1472	330	31	198	814	63	37	619	1134	.344	.445
Home	.294	2749	517	809	183	26	113	493	30	15	329	491	.372	.503
Away	.239	2769	336	663	147	5	85	321	33	22	290	643	.316	.388
<b>2004</b>														
Total	.275	5577	833	1531	331	34	202	795	44	33	568	1181	.345	.455
Home	.303	2792	496	846	191	22	111	469	18	16	311	525	.375	.506
Away	.246	2785	337	685	140	12	91	326	26	17	257	656	.315	.403
<b>2005</b>														
Total	.267	5542	740	1477	280	34	150	704	65	32	509	1103	.333	.411
Home	.300	2824	451	847	155	20	86	435	40	15	274	496	.366	.460
Away	.232	2718	289	630	125	14	64	269	25	17	235	607	.299	.359
<b>2006</b>														
Total	.270	5562	813	1504	325	54	157	761	85	50	561	1108	.341	.433
Home	.294	2752	456	809	162	33	75	425	48	27	295	490	.366	.459
Away	.247	2810	357	695	163	21	82	336	37	23	266	618	.316	.408
<b>2007</b>														
Total	.280	5691	860	1591	313	36	171	823	100	31	622	1152	.354	.437
Home	.298	2836	478	845	164	22	103	460	45	18	319	522	.372	.480
Away	.261	2855	382	746	149	14	68	363	55	13	303	630	.336	.395
<b>2008</b>														
Total	.263	5557	747	1462	310	28	160	714	141	37	570	1209	.336	.415
Home	.278	2742	411	761	167	21	92	393	69	14	289	552	.350	.454
Away	.249	2815	336	701	143	7	68	321	72	23	281	657	.322	.377
<b>2009</b>														
Total	.261	5398	804	1408	300	50	190	760	106	55	660	1277	.343	.441
Home	.287	2675	464	767	166	32	98	438	59	30	338	542	.377	.508
Away	.235	2723	340	641	134	18	92	322	47	25	322	735	.319	.399
<b>2010</b>														
Total	.263	5530	770	1452	270	54	173	741	99	42	585	1274	.336	.425
Home	.298	2775	479	828	153	38	108	460	43	22	299	587	.368	.498
Away	.226	2755	291	624	117	16	65	281	56	20	286	687	.303	.351
<b>2011</b>														
Total	.258	5544	735	1429	274	40	163	697	118	42	555	1201	.329	.410
Home	.274	2756	439	754	147	24	94	415	62	17	304	552	.349	.447
Away	.242	2788	296	675	127	16	69	282	56	25	251	649	.309	.373

**(Home and Road, Team Batting, continued)**

	AVG	AB	R	H	2B	3B	HR	RBI	SB	CS	BB	SO	OBP	SLG
<b>2012</b>														
Total	.274	5577	758	1526	306	52	166	716	100	40	450	1213	.330	.436
Home	.306	2827	486	864	174	38	100	461	45	20	259	546	.367	.500
Away	.241	2750	272	662	132	14	66	255	55	20	191	667	.291	.371
<b>2013</b>														
Total	.270	5599	706	1511	283	36	159	673	112	32	427	1204	.323	.418
Home	.293	2836	434	830	156	30	88	410	75	16	229	518	.347	.462
Away	.246	2763	272	681	127	6	71	263	37	16	198	686	.298	.374
<b>2014</b>														
Total	.276	5612	755	1551	307	41	186	721	85	48	397	1281	.327	.445
Home	.322	2868	500	924	171	33	119	481	53	24	209	546	.372	.529
Away	.228	2744	255	627	136	8	67	240	32	24	188	735	.279	.357
<b>2015</b>														
Total	.265	5572	737	1479	274	49	186	702	97	43	388	1283	.323	.432
Home	.302	2819	449	851	151	35	102	433	54	18	210	572	.364	.489
Away	.228	2753	288	628	123	14	84	269	43	25	178	711	.277	.375
<b>2016</b>														
Total	.275	5614	845	1544	318	47	204	805	66	39	494	1330	.336	.457
Home	.304	2823	508	857	189	32	116	490	36	15	283	594	.369	.516
Away	.246	2791	337	687	129	15	88	315	30	24	211	736	.302	.398
<b>2017</b>														
Total	.273	5534	824	1510	293	38	192	793	59	34	519	1408	.338	.444
Home	.298	2735	488	816	156	30	110	475	24	14	278	641	.364	.498
Away	.248	2799	336	694	137	8	82	318	35	20	241	767	.312	.390
<b>2018</b>														
Total	.256	5541	780	1418	280	42	210	748	95	33	507	1397	.322	.435
Home	.287	2735	445	786	166	33	119	425	41	16	247	643	.350	.503
Away	.225	2806	335	632	114	9	91	323	54	17	260	754	.295	.370
<b>2019</b>														
Total	.265	5660	835	1502	323	41	224	803	71	31	489	1503	.326	.456
Home	.300	2852	500	855	178	30	132	483	36	15	269	671	.362	.522
Away	.230	2808	335	647	145	11	92	320	35	16	220	832	.289	.388
<b>2020</b>														
Total	.257	2057	275	528	84	16	63	264	42	9	161	543	.311	.405
Home	.280	1037	153	290	37	12	35	147	12	6	67	244	.322	.440
Away	.233	1020	122	238	47	4	28	117	30	3	94	299	.300	.370

**HOME AND ROAD, TEAM PITCHING**

	ERA	W	L	SV	CG	IP	H	R	ER	HR	BB	SO
<b>1993</b>												
Total	5.41	67	95	35	9	1431.1	1664	967	860	181	609	913
Home	5.80	39	42	16	4	733.0	907	551	472	107	320	483
Away	4.99	28	53	19	5	698.1	757	416	387	74	289	430
<b>1994</b>												
Total	5.15	53	64	28	4	1031.0	1185	638	590	120	448	703
Home	5.74	25	32	9	3	513.0	628	356	327	61	220	351
Away	4.57	28	32	19	1	518.0	557	282	263	59	228	352
<b>1995</b>												
Total	4.97	77	67	43	1	1288.1	1443	783	711	160	512	891
Home	6.17	44	28	22	0	658.0	843	490	451	107	252	458
Away	3.70	33	39	21	1	630.1	600	293	259	53	260	433
<b>1996</b>												
Total	5.59	83	79	34	5	1422.2	1597	964	884	198	624	932
Home	6.17	55	26	16	5	738.0	903	559	506	122	314	457
Away	4.97	28	53	18	0	684.2	694	405	378	76	310	475
<b>1997</b>												
Total	5.25	83	79	38	9	1432.2	1697	908	836	196	566	870
Home	5.67	47	34	19	4	738.0	932	501	465	129	263	451
Away	4.81	36	45	19	5	694.2	765	407	371	75	303	419
<b>1998</b>												
Total	4.99	77	85	36	9	1432.2	1583	855	794	174	562	951
Home	5.70	42	39	16	4	741.0	885	505	469	101	273	467
Away	4.23	35	46	20	5	691.2	698	350	325	73	289	484
<b>1999</b>												
Total	6.01	72	90	33	12	1429.0	1700	1028	955	237	737	1032
Home	7.11	39	42	13	4	739.0	987	626	584	159	385	526
Away	4.84	33	48	20	8	690.0	713	402	371	78	352	506
<b>2000</b>												
Total	5.26	82	80	33	7	1430.0	1568	897	835	221	588	1001
Home	6.06	48	33	13	3	739.0	896	531	498	133	303	522
Away	4.39	34	47	20	4	691.0	672	366	337	88	285	479
<b>2001</b>												
Total	5.29	73	89	26	8	1430.0	1522	906	841	239	598	1058
Home	6.12	41	40	12	4	734.0	834	531	499	144	332	537
Away	4.42	32	49	14	4	696.0	688	375	342	95	266	521
<b>2002</b>												
Total	5.20	73	89	43	1	1426.2	1554	898	825	225	582	920
Home	5.47	47	34	23	0	734.0	823	491	446	135	281	493
Away	4.92	26	55	20	1	692.2	731	407	379	90	301	427

**(Home and Road, Team Pitching, continued)**

<b>2003</b>	<b>ERA</b>	<b>W</b>	<b>L</b>	<b>SV</b>	<b>CG</b>	<b>IP</b>	<b>H</b>	<b>R</b>	<b>ER</b>	<b>HR</b>	<b>BB</b>	<b>SO</b>
Total	5.20	74	88	34	3	1420.0	1629	892	821	200	552	866
Home	5.07	49	32	20	1	737.0	847	450	415	117	247	472
Away	5.35	25	56	14	2	683.0	782	442	406	83	305	394
<b>2004</b>	<b>ERA</b>	<b>W</b>	<b>L</b>	<b>SV</b>	<b>CG</b>	<b>IP</b>	<b>H</b>	<b>R</b>	<b>ER</b>	<b>HR</b>	<b>BB</b>	<b>SO</b>
Total	5.54	68	94	36	3	1435.1	1634	923	883	198	697	947
Home	6.27	38	43	18	2	733.0	906	532	511	110	374	488
Away	4.77	30	51	18	1	702.1	728	391	372	88	323	459
<b>2005</b>	<b>ERA</b>	<b>W</b>	<b>L</b>	<b>SV</b>	<b>CG</b>	<b>IP</b>	<b>H</b>	<b>R</b>	<b>ER</b>	<b>HR</b>	<b>BB</b>	<b>SO</b>
Total	5.13	67	95	37	4	1418.2	1600	862	808	175	604	981
Home	5.18	40	41	18	3	735.0	860	447	423	84	293	505
Away	5.07	27	54	19	1	683.2	740	415	385	91	311	476
<b>2006</b>	<b>ERA</b>	<b>W</b>	<b>L</b>	<b>SV</b>	<b>CG</b>	<b>IP</b>	<b>H</b>	<b>R</b>	<b>ER</b>	<b>HR</b>	<b>BB</b>	<b>SO</b>
Total	4.66	76	86	34	5	1447.1	1549	812	749	155	553	952
Home	4.72	44	37	16	3	746.0	818	413	391	93	280	491
Away	4.59	32	49	18	2	701.1	731	399	358	62	273	461
<b>2007</b>	<b>ERA</b>	<b>W</b>	<b>L</b>	<b>SV</b>	<b>CG</b>	<b>IP</b>	<b>H</b>	<b>R</b>	<b>ER</b>	<b>HR</b>	<b>BB</b>	<b>SO</b>
Total	4.32	90	73	39	4	1472.0	1497	758	706	164	504	967
Home	4.34	51	31	18	1	754.0	796	396	364	82	231	472
Away	4.29	39	42	21	3	718.0	701	362	342	82	273	495
<b>2008</b>	<b>ERA</b>	<b>W</b>	<b>L</b>	<b>SV</b>	<b>CG</b>	<b>IP</b>	<b>H</b>	<b>R</b>	<b>ER</b>	<b>HR</b>	<b>BB</b>	<b>SO</b>
Total	4.77	74	88	36	3	1446.0	1547	822	766	148	562	1041
Home	4.83	43	38	19	3	745.0	814	420	400	82	253	523
Away	4.70	31	50	17	0	701.0	733	402	366	66	309	518
<b>2009</b>	<b>ERA</b>	<b>W</b>	<b>L</b>	<b>SV</b>	<b>CG</b>	<b>IP</b>	<b>H</b>	<b>R</b>	<b>ER</b>	<b>HR</b>	<b>BB</b>	<b>SO</b>
Total	4.22	92	70	45	5	1438.1	1427	715	675	141	528	1154
Home	4.41	51	30	20	1	737.0	754	379	361	74	276	592
Away	4.03	41	40	25	4	701.1	673	336	314	67	252	562
<b>2010</b>	<b>ERA</b>	<b>W</b>	<b>L</b>	<b>SV</b>	<b>CG</b>	<b>IP</b>	<b>H</b>	<b>R</b>	<b>ER</b>	<b>HR</b>	<b>BB</b>	<b>SO</b>
Total	4.14	83	79	35	6	1442.0	1405	717	663	139	525	1234
Home	4.25	52	25	20	2	743.0	743	379	351	79	232	634
Away	4.02	31	50	15	4	699.0	662	338	312	60	293	600
<b>2011</b>	<b>ERA</b>	<b>W</b>	<b>L</b>	<b>SV</b>	<b>CG</b>	<b>IP</b>	<b>H</b>	<b>R</b>	<b>ER</b>	<b>HR</b>	<b>BB</b>	<b>SO</b>
Total	4.43	73	89	41	5	1447.2	1471	774	713	176	522	1118
Home	4.71	38	43	15	1	742.0	817	427	388	101	241	544
Away	4.15	35	46	26	4	705.2	654	347	325	75	281	574
<b>2012</b>	<b>ERA</b>	<b>W</b>	<b>L</b>	<b>SV</b>	<b>CG</b>	<b>IP</b>	<b>H</b>	<b>R</b>	<b>ER</b>	<b>HR</b>	<b>BB</b>	<b>SO</b>
Total	5.22	64	98	36	0	1422.0	1637	890	824	198	566	1144
Home	5.97	35	46	14	0	734.0	909	523	487	118	269	574
Away	4.41	29	52	22	0	688.0	728	367	337	80	297	570
<b>2013</b>	<b>ERA</b>	<b>W</b>	<b>L</b>	<b>SV</b>	<b>CG</b>	<b>IP</b>	<b>H</b>	<b>R</b>	<b>ER</b>	<b>HR</b>	<b>BB</b>	<b>SO</b>
Total	4.44	74	88	35	1	1436.0	1545	760	708	136	517	1064
Home	4.43	45	36	16	0	747.0	813	387	368	71	241	535
Away	4.44	29	52	19	1	689.0	732	373	340	65	276	529
<b>2014</b>	<b>ERA</b>	<b>W</b>	<b>L</b>	<b>SV</b>	<b>CG</b>	<b>IP</b>	<b>H</b>	<b>R</b>	<b>ER</b>	<b>HR</b>	<b>BB</b>	<b>SO</b>
Total	4.84	66	96	24	1	1431.0	1528	818	770	173	531	1074
Home	5.05	45	36	22	1	740.0	825	444	415	90	266	525
Away	4.62	21	60	16	0	691.0	703	374	355	83	265	549
<b>2015</b>	<b>ERA</b>	<b>W</b>	<b>L</b>	<b>SV</b>	<b>CG</b>	<b>IP</b>	<b>H</b>	<b>R</b>	<b>ER</b>	<b>HR</b>	<b>BB</b>	<b>SO</b>
Total	5.04	68	94	36	4	1426.1	1579	844	799	183	579	1112
Home	5.68	36	45	14	3	730.1	878	483	461	100	287	560
Away	4.37	32	49	22	1	696.0	701	361	338	83	292	552
<b>2016</b>	<b>ERA</b>	<b>W</b>	<b>L</b>	<b>SV</b>	<b>CG</b>	<b>IP</b>	<b>H</b>	<b>R</b>	<b>ER</b>	<b>HR</b>	<b>BB</b>	<b>SO</b>
Total	4.91	75	87	37	2	1429.1	1532	860	779	181	547	1223
Home	5.40	42	39	19	2	736.0	840	477	442	99	257	636
Away	4.37	33	48	18	1	693.1	692	383	337	82	290	587
<b>2017</b>	<b>ERA</b>	<b>W</b>	<b>L</b>	<b>SV</b>	<b>CG</b>	<b>IP</b>	<b>H</b>	<b>R</b>	<b>ER</b>	<b>HR</b>	<b>BB</b>	<b>SO</b>
Total	4.51	87	75	47	1	1437.2	1453	757	721	190	532	1270
Home	4.93	46	35	19	0	729.0	770	415	399	98	269	621
Away	4.09	41	40	28	1	708.2	683	342	322	92	263	649
<b>2018</b>	<b>ERA</b>	<b>W</b>	<b>L</b>	<b>SV</b>	<b>CG</b>	<b>IP</b>	<b>H</b>	<b>R</b>	<b>ER</b>	<b>HR</b>	<b>BB</b>	<b>SO</b>
Total	4.33	91	72	51	0	1452.1	1377	745	699	184	525	1409
Home	4.63	47	34	20	0	733.0	749	404	377	101	267	725
Away	4.03	44	38	31	0	719.1	628	341	322	83	258	684
<b>2019</b>	<b>ERA</b>	<b>W</b>	<b>L</b>	<b>SV</b>	<b>CG</b>	<b>IP</b>	<b>H</b>	<b>R</b>	<b>ER</b>	<b>HR</b>	<b>BB</b>	<b>SO</b>
Total	5.56	71	91	28	1	1448.2	1576	958	895	270	589	1264
Home	6.20	43	38	17	0	745.0	885	544	513	144	294	649
Away	4.89	28	53	11	1	703.2	691	414	382	126	295	615
<b>2019</b>	<b>ERA</b>	<b>W</b>	<b>L</b>	<b>SV</b>	<b>CG</b>	<b>IP</b>	<b>H</b>	<b>R</b>	<b>ER</b>	<b>HR</b>	<b>BB</b>	<b>SO</b>
Total	5.56	71	91	28	1	1448.2	1576	958	895	270	589	1264
Home	6.20	43	38	17	0	745.0	885	544	513	144	294	649
Away	4.89	28	53	11	1	703.2	691	414	382	126	295	615
<b>2020</b>	<b>ERA</b>	<b>W</b>	<b>L</b>	<b>SV</b>	<b>CG</b>	<b>IP</b>	<b>H</b>	<b>R</b>	<b>ER</b>	<b>HR</b>	<b>BB</b>	<b>SO</b>
Total	5.59	26	34	16	1	526.1	579	353	327	83	205	393
Home	6.52	12	18	8	1	272.0	333	213	197	43	88	205
Away	4.60	14	16	8	0	254.1	246	140	130	40	117	188

# Career Batting Leaders

## Games Played

Todd Helton	2,247
Carlos González	1,247
Larry Walker	1,170
<b>Charlie Blackmon</b>	<b>1,119</b>
Vinny Castilla	1,098
Nolan Arenado	1,079
Troy Tulowitzki	1,048
Dante Bichette	1,018
DJ LeMahieu	918
Brad Hawpe	816

## At-Bats

Todd Helton	7,962
Carlos González	4,586
<b>Charlie Blackmon</b>	<b>4,313</b>
Nolan Arenado	4,118
Vinny Castilla	4,099
Larry Walker	4,076
Dante Bichette	4,050
Troy Tulowitzki	3,897
DJ LeMahieu	3,385
Garrett Atkins	2,788

## Runs Scored

Todd Helton	1,401
Larry Walker	892
Carlos González	769
<b>Charlie Blackmon</b>	<b>744</b>
Dante Bichette	665
Troy Tulowitzki	660
Nolan Arenado	649
Vinny Castilla	611
DJ LeMahieu	498
Matt Holliday	482

## Hits

Todd Helton	2,519
Larry Walker	1,361
Carlos González	1,330
<b>Charlie Blackmon</b>	<b>1,311</b>
Dante Bichette	1,278
Nolan Arenado	1,206
Vinny Castilla	1,206
Troy Tulowitzki	1,165
DJ LeMahieu	1,011
Matt Holliday	863

## Doubles

Todd Helton	592
Larry Walker	297
Carlos González	277
Dante Bichette	270
Nolan Arenado	262
<b>Charlie Blackmon</b>	<b>239</b>
Troy Tulowitzki	224
Vinny Castilla	208
Matt Holliday	190
Brad Hawpe	166

## Triples

Dexter Fowler	53
Neifi Perez	49
<b>Charlie Blackmon</b>	<b>48</b>
Larry Walker	44
Carlos González	39
Todd Helton	37
DJ LeMahieu	31
Eric Young	28
Nolan Arenado	27
Ellis Burks	24
Troy Tulowitzki	24

## Extra-Base Hits

Todd Helton	998
Larry Walker	599
Carlos González	543
Nolan Arenado	524
Dante Bichette	489
Vinny Castilla	467
<b>Charlie Blackmon</b>	<b>465</b>
Troy Tulowitzki	436
Matt Holliday	343
Andres Galarraga	340

## Total Bases

Todd Helton	4,292
Larry Walker	2,520
Carlos González	2,366
Nolan Arenado	2,227
Dante Bichette	2,187
<b>Charlie Blackmon</b>	<b>2,180</b>
Vinny Castilla	2,171
Troy Tulowitzki	2,001
Andres Galarraga	1,540
Matt Holliday	1,489

## Multi-Hit Games

Todd Helton	710
Larry Walker	396
Dante Bichette	372
<b>Charlie Blackmon</b>	<b>371</b>
Carlos González	371
Nolan Arenado	340
Vinny Castilla	334
Troy Tulowitzki	328
DJ LeMahieu	282
Andres Galarraga	250

## Home Runs

Todd Helton	369
Larry Walker	258
Vinny Castilla	239
Nolan Arenado	235
Carlos González	227
Dante Bichette	201
Troy Tulowitzki	188
<b>Charlie Blackmon</b>	<b>178</b>
Andres Galarraga	172
<b>Trevor Story</b>	<b>134</b>

## RBI

Todd Helton	1,406
Larry Walker	848
Dante Bichette	826
Nolan Arenado	760
Carlos González	749
Vinny Castilla	745
Troy Tulowitzki	657
Andres Galarraga	579
<b>Charlie Blackmon</b>	<b>553</b>
Matt Holliday	486

## Walks

Todd Helton	1,335
Larry Walker	584
Troy Tulowitzki	435
Carlos González	417
Brad Hawpe	400
Nolan Arenado	362
Dexter Fowler	325
<b>Charlie Blackmon</b>	<b>317</b>
Chris Iannetta	309
Walt Weiss	300

## Intentional Walks

Todd Helton	185
Larry Walker	71
Nolan Arenado	58
Carlos González	53
Brad Hawpe	45
Troy Tulowitzki	45
Vinny Castilla	43
Andres Galarraga	31
<b>Charlie Blackmon</b>	<b>28</b>
Chris Iannetta	23

## Strikeouts

Todd Helton	1,175
Carlos González	1,107
<b>Charlie Blackmon</b>	<b>801</b>
<b>Trevor Story</b>	<b>726</b>
Troy Tulowitzki	713
Brad Hawpe	711
Nolan Arenado	684
Larry Walker	659
Vinny Castilla	631
Dante Bichette	620

## Stolen Bases

Eric Young	180
<b>Charlie Blackmon</b>	<b>131</b>
Larry Walker	126
Carlos González	118
Dante Bichette	105
Willy Taveras	101
Juan Pierre	100
Dexter Fowler	83
<b>Trevor Story</b>	<b>80</b>
DJ LeMahieu	75

## Batting Avg. (.min. 1000 PA)

Larry Walker	.334
Jeff Cirillo	.320
Matt Holliday	.319
Todd Helton	.316
Andres Galarraga	.316
Dante Bichette	.316
Juan Pierre	.308
Michael Cuddyer	.307
Ellis Burks	.306
<b>Charlie Blackmon</b>	<b>.304</b>

## On-Base Pct. (.min. 1000 PA)

Larry Walker	.426
Todd Helton	.414
Matt Holliday	.387
Jeff Cirillo	.379
Ellis Burks	.378
Eric Young	.378
Walt Weiss	.375
Brad Hawpe	.374
Jeff Reed	.373
Troy Tulowitzki	.371

## Slugging Pct. (.min. 1000 PA)

Larry Walker	.618
Ellis Burks	.579
Andres Galarraga	.577
Matt Holliday	.550
Nolan Arenado	.541
Dante Bichette	.540
Todd Helton	.539
<b>Trevor Story</b>	<b>.535</b>
Vinny Castilla	.530
Michael Cuddyer	-.525

# Single-Season Batting Leaders

<u>Games Played</u>		
162	Neifi Perez	2000
	Vinny Castilla	1998
	Neifi Perez	1998
161	Dante Bichette	1998
<b>160</b>	<b>Ian Desmond</b>	<b>2018</b>
	Nolan Arenado	2016
	Todd Helton	2003
	Todd Helton	2000
	Vinny Castilla	1996
159	Seven Times	

<u>Batting Average (qualifiers)</u>		
.379	Larry Walker	1999
.372	Todd Helton	2000
.370	Andres Galarraga	1993
.366	Larry Walker	1997
.363	Larry Walker	1998
.358	Todd Helton	2003
.350	Larry Walker	2001
.348	DJ LeMahieu	2016
.347	Todd Helton	2004
.344	Ellis Burks	1996

<u>On-Base Pct. (qualifiers)</u>		
.469	Todd Helton	2004
.463	Todd Helton	2000
.45809	Larry Walker	1999
.45804	Todd Helton	2003
.452	Larry Walker	1997
.449	Larry Walker	2001
.4448	Todd Helton	2005
.4447	Larry Walker	1998
.434	Todd Helton	2007
.432	Todd Helton	2001

<u>Slugging Pct. (qualifiers)</u>		
.720	Larry Walker	1997
.710	Larry Walker	1999
.698	Todd Helton	2000
.685	Todd Helton	2001
.662	Larry Walker	2001
.639	Ellis Burks	1996
.6299	Larry Walker	1998
.6295	Todd Helton	2003
.620	Dante Bichette	1995
.6197	Todd Helton	2004

<u>At-Bats</u>		
690	Neifi Perez	1999
662	Dante Bichette	1998
651	Neifi Perez	2000
647	Neifi Perez	1998
645	Vinny Castilla	1998
<b>644</b>	<b>Charlie Blackmon</b>	<b>2017</b>
636	Matt Holliday	2007
633	Dante Bichette	1996
629	Vinny Castilla	1996
<b>626</b>	<b>Charlie Blackmon</b>	<b>2018</b>
	Andres Galarraga	1996

<u>Runs</u>		
143	Larry Walker	1997
142	Ellis Burks	1996
138	Todd Helton	2000
<b>137</b>	<b>Charlie Blackmon</b>	<b>2017</b>
135	Todd Helton	2003
132	Todd Helton	2001
120	Andres Galarraga	1997
	Matt Holliday	2007
119	Andres Galarraga	1996
	Matt Holliday	2006

<u>Hits</u>		
219	Dante Bichette	1998
216	Matt Holliday	2007
	Todd Helton	2000
<b>213</b>	<b>Charlie Blackmon</b>	<b>2017</b>
211	Ellis Burks	1996
209	Todd Helton	2003
208	Larry Walker	1997
206	Vinny Castilla	1998
202	Juan Pierre	2001
198	Garrett Atkins	2006
	Dante Bichette	1996

<u>Extra-Base Hits</u>		
105	Todd Helton	2001
103	Todd Helton	2000
99	Larry Walker	1997
93	Ellis Burks	1996
92	Matt Holliday	2007
89	Nolan Arenado	2015
	Andres Galarraga	1996
87	Nolan Arenado	2017
	Todd Helton	2003
<b>86</b>	<b>Charlie Blackmon</b>	<b>2017</b>

<u>Doubles</u>		
59	Todd Helton	2000
54	Todd Helton	2001
53	Jeff Cirillo	2000
50	Matt Holliday	2007
49	Todd Helton	2003
	Todd Helton	2004
48	Dante Bichette	1998
	Garrett Atkins	2006
46	Larry Walker	1997
	Larry Walker	1998

<u>Triples</u>		
15	Dexter Fowler	2011
<b>14</b>	<b>Charlie Blackmon</b>	<b>2017</b>
	Dexter Fowler	2010
	Dexter Fowler	2012
11	Neifi Perez	1999
	Neifi Perez	2000
	Juan Pierre	2001
	Juan Uribe	2001
10	Four Times	

<u>Total Bases</u>		
409	Larry Walker	1997
405	Todd Helton	2000
402	Todd Helton	2001
392	Ellis Burks	1996
<b>387</b>	<b>Charlie Blackmon</b>	<b>2017</b>
386	Matt Holliday	2007
380	Vinny Castilla	1998
376	Andres Galarraga	1996
367	Todd Helton	2003
359	Dante Bichette	1995

<u>Home Runs</u>		
49	Larry Walker	1997
	Todd Helton	2001
47	Andres Galarraga	1996
46	Vinny Castilla	1998
42	Todd Helton	2000
	Nolan Arenado	2015
41	Nolan Arenado	2019
	Nolan Arenado	2016
	Andres Galarraga	1997
40	Five Times	

<u>RBI</u>		
150	Andres Galarraga	1996
147	Todd Helton	2000
146	Todd Helton	2001
144	Vinny Castilla	1998
141	Dante Bichette	1996
	Preston Wilson	2003
140	Andres Galarraga	1997
137	Matt Holliday	2007
133	Dante Bichette	1999
	Nolan Arenado	2016

<u>Walks</u>		
127	Todd Helton	2004
116	Todd Helton	2007
111	Todd Helton	2003
106	Todd Helton	2005
103	Todd Helton	2000
99	Todd Helton	2002
98	Larry Walker	2003
	Todd Helton	2001
	Walt Weiss	1995
91	Todd Helton	2009

<u>Strikeouts</u>		
<b>191</b>	<b>Trevor Story</b>	<b>2017</b>
175	Mark Reynolds	2017
<b>174</b>	<b>Trevor Story</b>	<b>2019</b>
<b>168</b>	<b>Trevor Story</b>	<b>2018</b>
<b>160</b>	<b>Ryan McMahon</b>	<b>2019</b>
157	Andres Galarraga	1996
<b>146</b>	<b>Ian Desmond</b>	<b>2018</b>
	Andres Galarraga	1995
145	Brad Hawpe	2009
141	Andres Galarraga	1997

<u>Stolen Bases</u>		
68	Willy Taveras	2008
53	Eric Young	1996
47	Juan Pierre	2002
46	Juan Pierre	2001
<b>43</b>	<b>Charlie Blackmon</b>	<b>2015</b>
42	Eric Young	1993
39	Tom Goodwin	2000
35	Eric Young	1995
33	Willy Taveras	2007
	Larry Walker	1997

<u>Pinch Hits</u>		
28	John Vander Wal	1995
23	Greg Norton	2003
20	Lenny Harris	1999
19	Pat Valaika	2017
17	Brandon Barnes	2014
	Seth Smith	2009
	Greg Norton	2001
	Jimmy Tatum	2001
16	Mark Sweeney	2004
	John Vander Wal	1996

<u>Pinch-Hit Home Runs</u>		
5	Mark Sweeney	2004
<b>4</b>	<b>Raimel Tapia</b>	<b>2019</b>
	Pat Valaika	2017
	Ryan Raburn	2016
	Greg Norton	2003
	Angel Echevarria	1999
	John Vander Wal	1995
	Howard Johnson	1994
3	Three Times	





# Career Pitching Leaders

<u>Appearances</u>		<u>Innings Pitched</u>		<u>Winning Pct. (.50 dec.)</u>	
Steve Reed	461	Aaron Cook	1312.1	Curtis Leskanic	.608
Brian Fuentes	428	Jorge De La Rosa	1141.1	Jorge De La Rosa	.585
Matt Belisle	392	Jeff Francis	1066.0	<b>Germán Márquez</b>	<b>.583</b>
Adam Ottavino	361	Jason Jennings	941.0	<b>Antonio Senzatela</b>	<b>.561</b>
Curtis Leskanic	356	Ubaldo Jiménez	851.0	Ubaldo Jiménez	.554
Manuel Corpas	311	Pedro Astacio	827.1	<b>Jon Gray</b>	<b>.549</b>
Rafael Betancourt	309	Jamey Wright	791.2	Steve Reed	.532
Mike Muñoz	300	<b>Jon Gray</b>	<b>680.1</b>	Pedro Astacio	.525
Rex Brothers	286	Jhoulys Chacín	672.0	Aaron Cook	.514
Jose Jiménez	265	<b>Germán Márquez</b>	634.1	Jason Jennings	.509
 <u>Starts</u>		 <u>ERA (300.0 IP)</u>		 <u>Saves</u>	
Aaron Cook	206	Brian Fuentes	3.38	Brian Fuentes	115
Jorge De La Rosa	200	Adam Ottavino	3.41	Jose Jiménez	102
Jeff Francis	185	Steve Reed	3.63	Huston Street	84
Jason Jennings	156	Ubaldo Jiménez	3.66	Bruce Ruffin	60
Ubaldo Jiménez	137	Jhoulys Chacín	3.78	Rafael Betancourt	58
Jamey Wright	132	Bruce Ruffin	3.84	Wade Davis	60
Pedro Astacio	129	Matt Belisle	3.88	Darren Holmes	46
<b>Jon Gray</b>	<b>122</b>	Manuel Corpas	4.01	Greg Holland	41
Jhoulys Chacín	109	Jose Jiménez	4.13	Dave Veres	39
<b>Germán Márquez</b>	<b>106</b>	<b>Kyle Freeland</b>	<b>4.17</b>	Jerry Dipoto	36
 <u>Wins</u>		 <u>Complete Games</u>		 <u>Walks</u>	
Jorge De La Rosa	86	Pedro Astacio	14	Jorge De La Rosa	481
Aaron Cook	72	Aaron Cook	11	Jason Jennings	425
Jeff Francis	64	Ubaldo Jiménez	8	Aaron Cook	408
Jason Jennings	58	Jason Jennings	6	Jamey Wright	387
Ubaldo Jiménez	56	John Thomson	6	Ubaldo Jiménez	371
Pedro Astacio	53	Roger Bailey	5	Jeff Francis	333
<b>Jon Gray</b>	<b>45</b>	Brian Bohanon	5	Shawn Chacón	293
<b>Germán Márquez</b>	<b>42</b>	Darryl Kile	5	Pedro Astacio	290
Kevin Ritz	39	Armando Reynoso	5	Jhoulys Chacín	280
Jhoulys Chacín	38	Three Pitchers	3	Kevin Ritz	253
 <u>Losses</u>		 <u>Shutouts</u>		 <u>Strikeouts</u>	
Aaron Cook	68	Jason Jennings	3	Jorge De La Rosa	985
Jeff Francis	62	Ubaldo Jiménez	3	Ubaldo Jiménez	773
Jorge De La Rosa	61	Roger Bailey	2	Pedro Astacio	749
Jason Jennings	56	Brian Bohanon	2	Jeff Francis	742
Jamey Wright	52	Aaron Cook	2	<b>Jon Gray</b>	<b>692</b>
Pedro Astacio	48	Jeff Francis	2	<b>Germán Márquez</b>	<b>640</b>
Jhoulys Chacín	48	John Thomson	2	Jason Jennings	622
Shawn Chacón	45	16 Pitchers	1	Aaron Cook	558
Ubaldo Jiménez	45			Jhoulys Chacín	514
John Thomson	43			Brian Fuentes	470

## CONSECUTIVE QUALITY STARTS, SINGLE SEASON

Player	Consecutive QS	Date
Ubaldo Jiménez	14	April 5-June 17, 2010
<b>Germán Márquez</b>	<b>12</b>	<b>July 29-Sept. 26, 2018</b>
Ubaldo Jiménez	12	July 10-Sept. 7, 2009
<b>Kyle Freeland</b>	<b>11</b>	<b>Aug. 6-Sept. 28, 2018</b>

# Single-Season Pitching Leaders

## Appearances

80	Matt Belisle	2012
79	Jose Mesa	2006
	Todd Jones	2002
78	Manny Corpas	2007
	Brian Fuentes	2005
	Mike Myers	2000
	Chuck McElroy	1998
76	Matt Belisle	2010
	Manuel Corpas	2008
	Curtis Leskanic	1995

## Games Started

35	Darryl Kile	1998
	Kevin Ritz	1996
34	Ubaldo Jiménez	2008
	Jeff Francis	2007
	Shawn Estes	2004
	Pedro Astacio	1999
	Pedro Astacio	1998
	Jamey Wright	1998
33	Eight Times	

## Wins

19	Ubaldo Jiménez	2010
17	<b>Kyle Freeland</b>	<b>2018</b>
	Jeff Francis	2007
	Pedro Astacio	1999
	Kevin Ritz	1996
16	Jorge De La Rosa	2013
	Jorge De La Rosa	2009
	Aaron Cook	2008
	Jason Jennings	2002
15	Three Times	

## Losses

17	Darryl Kile	1998
16	Jamey Wright	2005
15	Tyler Chatwood	2017
	Aaron Cook	2006
	Mike Hampton	2002
	Masato Yoshii	2000
14	Jhoulys Chacín	2011
	Pedro Astacio	1998
	Jamey Wright	1998
13	Eight Times	

## ERA (qualifiers)

2.85	<b>Kyle Freeland</b>	<b>2018</b>
2.88	Ubaldo Jiménez	2010
3.44	<b>Antonio Senzatela</b>	<b>2020</b>
3.47	Jhoulys Chacín	2013
3.47	Ubaldo Jiménez	2009
3.49	Jorge De La Rosa	2013
3.62	Jhoulys Chacín	2011
3.66	Joe Kennedy	2004
3.75	<b>Germán Márquez</b>	<b>2020</b>
3.77	<b>Germán Márquez</b>	<b>2018</b>

## Winning Pct. (qualifiers)

.833	Marvin Freeman (10-2)	1994
.733	Denny Stark (11-4)	2002
.727	Jorge De La Rosa (16-6)	2013
.708	<b>Kyle Freeland (17-7)</b>	<b>2018</b>
.706	<b>Germán Márquez (12-5)</b>	<b>2019</b>
.704	Ubaldo Jiménez (19-8)	2010
.688	Julian Tavarez (11-5)	2000
.667	<b>Daniel Bard (4-2)</b>	<b>2020</b>
	<b>Antonio Senzatela (10-5)</b>	<b>2017</b>
	Jason Jennings (16-8)	2002

## Saves

43	Wade Davis	2018
41	Greg Holland	2017
	Jose Jiménez	2002
35	Huston Street	2009
	Shawn Chacón	2004
31	Rafael Betancourt	2012
	Brian Fuentes	2005
	Dave Veres	1999
30	Brian Fuentes	2008
	Brian Fuentes	2006

## Innings Pitched

232.0	Pedro Astacio	1999
230.1	Darryl Kile	1998
221.2	Ubaldo Jiménez	2010
218.0	Ubaldo Jiménez	2009
216.0	Jason Marquis	2009
215.1	Jeff Francis	2007
213.0	Kevin Ritz	1996
212.2	Aaron Cook	2006
212.0	Jason Jennings	2006
211.1	Aaron Cook	2008

## Complete Games

7	Pedro Astacio	1999
5	Roger Bailey	1997
4	Ubaldo Jiménez	2010
	Pedro Astacio	2001
	Darryl Kile	1998
	Armando Reynoso	1993
3	Mark Thompson	1996
	Brian Bohanon	1999
	Pedro Astacio	2000
	Jason Jennings	2006

## Strikeouts

230	<b>Germán Márquez</b>	<b>2018</b>
214	Ubaldo Jiménez	2010
210	Pedro Astacio	1999
198	Ubaldo Jiménez	2009
193	Jorge De La Rosa	2009
	Pedro Astacio	2000
185	<b>Jon Gray</b>	<b>2016</b>
183	<b>Jon Gray</b>	<b>2018</b>
175	<b>Germán Márquez</b>	<b>2019</b>
173	<b>Kyle Freeland</b>	<b>2018</b>

## Walks

109	Darryl Kile	1999
105	Shawn Estes	2004
	Kevin Ritz	1996
103	Ubaldo Jiménez	2008
101	Jason Jennings	2004
96	Darryl Kile	1998
95	Jamey Wright	1998
92	Ubaldo Jiménez	2010
	Brian Bohanon	1999
91	Mike Hampton	2002

## Relief Wins

11	Gabe White	2000
10	Matt Belisle	2011
9	Steve Reed	1993
8	<b>Scott Oberg</b>	<b>2018</b>
	Rex Brothers	2012
7	Curtis Leskanic	1996
	Bruce Ruffin	1996
	Darren Holmes	1997
	Matt Belisle	2010
6	Eight Times	

## Strikeouts/9.0 IP (qualifiers)

10.56	<b>Germán Márquez</b>	<b>2018</b>
9.91	<b>Jon Gray</b>	<b>2016</b>
9.56	<b>Jon Gray</b>	<b>2018</b>
9.39	Jorge De La Rosa	2009
9.05	<b>Germán Márquez</b>	<b>2019</b>
8.85	Pedro Astacio	2000
8.69	Ubaldo Jiménez	2010
8.39	Tyler Anderson	2018
8.17	Ubaldo Jiménez	2009
8.17	<b>Germán Márquez</b>	<b>2017</b>

## Fewest Walks/9.0 IP (qualifiers)

1.81	<b>Germán Márquez</b>	<b>2019</b>
2.04	Aaron Cook	2008
2.14	Jason Hammel	2009
2.21	<b>Antonio Senzatela</b>	<b>2020</b>
2.33	Aaron Cook	2006
2.38	Jason Hammel	2010
2.39	Aaron Cook	2007
2.61	Armando Reynoso	1996
2.62	<b>Germán Márquez</b>	<b>2018</b>
2.63	Jeff Francis	2007

## Lowest BA Against (qualifiers)

.209	Ubaldo Jiménez	2010
.229	Ubaldo Jiménez	2009
.231	Jhoulys Chacín	2011
.238	Jorge De La Rosa	2014
.240	<b>Kyle Freeland</b>	<b>2018</b>
.241	<b>Germán Márquez</b>	<b>2018</b>
.243	<b>Jon Gray</b>	<b>2016</b>
.245	Ubaldo Jiménez	2008
.247	<b>Germán Márquez</b>	<b>2020</b>
.248	Tyler Anderson	2018

## Home Runs Allowed

39	Pedro Astacio	1998
38	Pedro Astacio	1999
33	Darryl Kile	1999
	Kyle Kendrick	2015
32	Pedro Astacio	2000
	Masato Yoshii	2000
31	Mike Hampton	2001
30	Tyler Anderson	2018
	Shawn Estes	2004
	Brian Bohanon	1999

# Year-by-Year Pitching Leaders

WINS		
1993	Reynoso	12
1994	Freeman	10
1995	Ritz	11
1996	Ritz	17
1997	Bailey/Holmes	9
1998	Astacio/Kile	13
1999	Astacio	17
2000	Astacio/Bohanon	12
2001	Hampton	14
2002	Jennings	16
2003	Oliver	13
2004	Estes	15
2005	Francis	14
2006	Francis	13
2007	Francis	17
2008	Cook	16
2009	De La Rosa	16
2010	Jiménez	19
2011	Chacín	11
2012	Brothers	8
2013	De La Rosa	16
2014	De La Rosa	14
2015	De La Rosa	9
2016	Bettis	14
2017	Freeland/Márquez	11
2018	Freeland	17
2019	Márquez	12
2020	Senzatela	5

INNINGS PITCHED		
1993	Reynoso	189.0
1994	Harris	130.0
1995	Ritz	173.1
1996	Ritz	213.0
1997	Bailey	191.0
1998	Kile	230.1
1999	Astacio	232.0
2000	Astacio	196.1
2001	Hampton	203.0
2002	Jennings	185.1
2003	Jennings	181.1
2004	Estes	202.0
2005	Francis	183.2
2006	Cook	212.2
2007	Francis	215.1
2008	Cook	211.1
2009	Jiménez	218.0
2010	Jiménez	221.2
2011	Chacín	194.0
2012	Francis	113.0
2013	Chacín	197.1
2014	De La Rosa	184.1
2015	De La Rosa	149.0
2016	Bettis	186.0
2017	Márquez	162.0
2018	Freeland	202.1
2019	Márquez	174.0
2020	Márquez	81.2

STRIKEOUTS		
1993	Ruffin	126
1994	G.W. Harris	82
1995	Ritz	120
1996	Ritz	105
1997	Thomson	106
1998	Astacio	170
1999	Astacio	210
2000	Astacio	193
2001	Neagle	139
2002	Jennings	127
2003	Jennings	119
2004	Jennings	133
2005	Francis	128
2006	Jennings	142
2007	Francis	165
2008	Jiménez	172
2009	Jiménez	198
2010	Jiménez	214
2011	Chacín	150
2012	Brothers/Pomeranz	83
2013	Chacín	126
2014	De La Rosa	139
2015	De La Rosa	134
2016	Gray	185
2017	Márquez	147
2018	Márquez	230
2019	Márquez	175
2020	Márquez	73

ERA (Min. 20 Starts)		
1993	Reynoso	4.00
1994	Neid	4.80
1995	Ritz	4.21
1996	Reynoso	4.96
1997	Bailey	4.29
1998	Kile	5.20
1999	Astacio	5.04
2000	Bohanon	4.68
2001	Neagle	5.38
2002	Jennings	4.52
2003	Oliver	5.04
2004	Kennedy	3.66
2005	Wright	5.46
2006	Jennings	3.78
2007	Cook	4.12
2008	Cook	3.96
2009	Jiménez	3.47
2010	Jiménez	2.88
2011	Chacín	3.62
2012	Pomeranz	4.93
2013	Chatwood	3.15
2014	De La Rosa	4.10
2015	De La Rosa	4.17
2016	Chatwood	3.87
2017	Gray	3.67
2018	Freeland	2.85
2019	Gray	3.84
2020	Senzatela	3.44

SAVES		
1993	Holmes	25
1994	Ruffin	16
1995	Holmes	14
1996	Ruffin	24
1997	Dipoto	16
1998	Dipoto	19
1999	Veres	31
2000	Jiménez	24
2001	Jiménez	17
2002	Jiménez	41
2003	Jiménez	20
2004	Chacón	35
2005	Fuentes	31
2006	Fuentes	30
2007	Fuentes	20
2008	Fuentes	30
2009	Street	35
2010	Street	20
2011	Street	29
2012	Betancourt	31
2013	Brothers	19
2014	De La Rosa	23
2015	Axford	25
2016	McGee	15
2017	<b>Holland (tied)</b>	<b>41</b>
2018	<b>Davis</b>	<b>43</b>
2019	Davis	15
2020	Bard	6

COMPLETE GAMES		
1993	Reynoso	4
1994	Nied	2
1995	Rekar	1
1996	Thompson	3
1997	Bailey	5
1998	Kile	4
1999	Astacio	7
2000	Astacio	3
2001	Astacio	4
2002	Neagle	1
2003	Cook/Oliver/Jennings	1
2004	Cook/Estes/Kennedy	1
2005	Cook	2
2006	Jennings	3
2007	Cook	2
2008	Cook	2
2009	Marquis	2
2010	Jiménez	4
2011	Chacín/Jiménez	2
2012	None	0
2013	Chatwood	1
2014	Maztek	1
2015	Rusin	2
2016	Bettis/Gray	1
2017	Chatwood	1
2018	None	0
2019	Márquez	1
2020	Senzatela	1

APPEARANCES		
1993	Wayne	65
1994	Reed	61
1995	Leskanic	76
1996	Ruffin	71
1997	Dipoto	74
1998	McElroy	78
1999	Veres	73
2000	Myers	78
2001	Myers	73
2002	Jones	79
2003	Fuentes/Lopez	75
2004	Chacón	66
2005	Fuentes	78
2006	Mesa	79
2007	Corpas	78
2008	Corpas	76
2009	Street	64
2010	Belisle	76
2011	Belisle	74
2012	Belisle	80
2013	Lopez	75
2014	Ottavino	75
2015	Friedrich	68
2016	Logan	66
2017	Dunn	68
2018	Ottavino	75
2019	Estévez	71
2020	Estévez	26

STARTS		
1993	Reynoso	30
1994	Nied	22
1995	Ritz	28
1996	Ritz	35
1997	Bailey	29
1998	<b>Kile (tie)</b>	<b>35</b>
1999	Astacio	34
2000	Astacio	32
2001	Hampton	32
2002	Jennings	32
2003	Jennings/Oliver	32
2004	Estes	34
2005	Francis	33
2006	Jennings/Cook/Francis	32
2007	Francis	34
2008	Jiménez	34
2009	Jiménez/Marquis	33
2010	Jiménez	33
2011	Chacín	31
2012	Francis	24
2013	Chacín/Nicasio	31
2014	De La Rosa	32
2015	Kendrick	27
2016	Bettis	32
2017	Márquez	29
2018	Freeland	33
2019	Márquez	28
2020	<b>Freeland/Márquez (tie)</b>	<b>13</b>

QUALITY STARTS		
1993	Reynoso	13
1994	Freeman	13
1995	Ritz	13
1996	Ritz/Thompson	15
1997	Thomson	15
1998	Kile	19
1999	Astacio	18
2000	Astacio	19
2001	Chacón	14
2002	Hampton	13
2003	Jennings	15
2004	Jennings	17
2005	Francis	14
2006	Jennings	20
2007	Francis	19
2008	Cook, Jiménez	18
2009	Jiménez	24
2010	Jiménez	25
2011	Chacín	19
2012	Nicasio/Guthrie/Friedrich	28
2013	Chacín	19
2014	De La Rosa	14
2015	De La Rosa	14
2016	Bettis	17
2017	Márquez	14
2018	Freeland	24
2019	Gray	13
2020	Freeland/Márquez	9

Bold indicates NL leader

# Single-Season Fielding Leaders

## CATCHERS

Putouts			Assists			Errors			Fielding Pct. (qualifiers)		
821	Miguel Olivo	2010	82	Chris Iannetta	2011	13	Wilin Rosario	2012	1.000	Chris Iannetta	2008
773	Tony Wolters	2019	78	Wilin Rosario	2012	11	Jeff Reed	1996	.999	Tony Wolters	2019
733	Chris Iannetta	2011	75	Tony Wolters	2019	10	Joe Girardi	1995	.996	Tony Wolters	2020
730	Joe Girardi	1995	63	Wilin Rosario	2013	9	Wilin Rosario	2013	.998	Chris Iannetta	2011
694	Wilin Rosario	2012	62	Miguel Olivo	2010		Miguel Olivo	2010	.994	Chris Iannetta	2018
692	Chris Iannetta	2018	61	Joe Girardi	1995		Jayhawk Owens	1996		Kirt Manwaring	1997
679	Yorvit Torrealba	2007	59	Chris Iannetta	2009	8	Ben Petrick	2001	.993	Charles Johnson	2003
646	Wilin Rosario	2013	58	Henry Blanco	1999		J.D. Closser	2005		Nick Hundley	2015
643	Nick Hundley	2015	56	Yorvit Torrealba	2007	7	Seven Times		.992	Four Times	
606	Chris Iannetta	2008		Joe Girardi	1994						

## FIRST BASEMEN

Putouts			Assists			Errors			Fielding Pct. (qualifiers)		
1,528	A. Galarraga	1996	156	Todd Helton	2003	15	A. Galarraga	1997	.9987	Todd Helton	2007
1,458	A. Galarraga	1997	149	Todd Helton	2000	14	A. Galarraga	1996	.9985	Todd Helton	2001
1,448	Todd Helton	2007	146	Todd Helton	1998	13	A. Galarraga	1995	.9979	Todd Helton	2009
1,418	Todd Helton	2003	144	Todd Helton	2004	11	A. Galarraga	1993	.9973	Todd Helton	2004
1,367	Todd Helton	2006	120	Todd Helton	2005		Todd Helton	2003	.99726	Todd Helton	2006
1,357	Todd Helton	2002		Todd Helton	2001	9	Daniel Murphy	2019	.99725	Todd Helton	2011
1,356	Todd Helton	2004		A. Galarraga	1995		Todd Helton	1999	.9968	Justin Morneau	2014
1,349	Todd Helton	2009	117	A. Galarraga	1997	8	Todd Helton	2010	.996	Todd Helton	2005
1,328	Todd Helton	2000	116	A. Galarraga	1996		A. Galarraga	1994	.9952	Todd Helton	2000
1,302	Todd Helton	2001	113	Todd Helton	2002	7	Four Times		.9953	Mark Reynolds	2017

## SECOND BASEMEN

Putouts			Assists			Errors			Fielding Pct. (qualifiers)		
345	Mike Lansing	1998	470	DJ LeMahieu	2017	15	Ronnie Belliard	2003	.995	Jamey Carroll	2006
340	Eric Young	1996	452	DJ LeMahieu	2015		Eric Young	1997	.993	DJ LeMahieu	2018
300	DJ LeMahieu	2015	431	Eric Young	1996		Eric Young	1993	.9914	DJ LeMahieu	2016
276	DJ LeMahieu	2016	425	Mike Lansing	1998	13	<b>Ryan McMahon</b>	2019	.9912	DJ LeMahieu	2014
273	Aaron Miles	2004	422	DJ LeMahieu	2016	12	Clint Barmes	2009	.989	DJ LeMahieu	2017
258	Eric Young	1997	414	Eric Young	1997		Eric Young	1996	.988	DJ LeMahieu	2015
257	DJ LeMahieu	2014	413	DJ LeMahieu	2014		Roberto Mejia	1993	.987	Mike Lansing	1998
251	DJ LeMahieu	2017		Clint Barmes	2009	11	Eric Young	1995	.985	Eric Young	1996
241	Clint Barmes	2009	397	Jamey Carroll	2006	10	Three Times		.984	Aaron Miles	2004
224	Ronnie Belliard	2003	378	DJ LeMahieu	2018				.982	Clint Barmes	2009

## THIRD BASEMEN

Putouts			Assists			Errors			Fielding Pct. (qualifiers)		
124	Vinny Castilla	2004	389	Vinny Castilla	1996	21	Todd Zeile	2002	.987	Vinny Castilla	2004
123	Charlie Hayes	1993	385	Nolan Arenado	2015		Vinny Castilla	1997	.9821	Jeff Cirillo	2001
112	Vinny Castilla	1997	378	Nolan Arenado	2016	20	Vinny Castilla	1996	.9815	Nolan Arenado	2020
111	Nolan Arenado	2019	377	Nolan Arenado	2019		Charlie Hayes	1993	.980	Nolan Arenado	2019
110	Vinny Castilla	1998	323	Vinny Castilla	1997	19	Garrett Atkins	2006	.979	Nolan Arenado	2017
105	Nolan Arenado	2015	316	Vinny Castilla	2004		Vinny Castilla	1999	.9734	Nolan Arenado	2016
104	Nolan Arenado	2018		Vinny Castilla	1998	18	Garrett Atkins	2005	.9732	Nolan Arenado	2013
103	Nolan Arenado	2017	312	Nolan Arenado	2018	17	Charlie Hayes	1994	.972	Chris Stynes	2003
99	Nolan Arenado	2016	311	Nolan Arenado	2017		Nolan Arenado	2015	.970	Vinny Castilla	1998
98	Garrett Atkins	2006	309	Nolan Arenado	2013	15	Three Players		.969	Ian Stewart	2009

## SHORTSTOP

Putouts			Assists			Errors			Fielding Pct. (qualifiers)		
288	Neifi Perez	2000	561	Troy Tulowitzki	2007	30	Walt Weiss	1996	.991	Troy Tulowitzki	2011
272	Neifi Perez	1998	523	Neifi Perez	2000	27	Juan Uribe	2002	.997	Trevor Story	2019
262	Troy Tulowitzki	2007	516	Neifi Perez	1998	20	Neifi Perez	1998	.9868	Troy Tulowitzki	2007
261	Troy Tulowitzki	2011	504	Juan Uribe	2002	18	Neifi Perez	2000	.9863	Troy Tulowitzki	2009
	Juan Uribe	2002	481	Neifi Perez	1999		Clint Barmes	2006	.98596	Troy Tulowitzki	2013
260	Neifi Perez	1999	450	Walt Weiss	1996	17	Clint Barmes	2005	.98591	Royce Clayton	2004
220	Walt Weiss	1996	433	Troy Tulowitzki	2009	16	Walt Weiss	1995	.984	Troy Tulowitzki	2010
215	Troy Tulowitzki	2009	417	Troy Tulowitzki	2011	14	Neifi Perez	1999	.983	Walt Weiss	1997
213	Royce Clayton	2004		Royce Clayton	2004	13	<b>Trevor Story</b>	2018	.982	<b>Trevor Story</b>	2017
211	Troy Tulowitzki	2010	416	Two Times			Walt Weiss	1994	.981	Neifi Perez	1999

## OUTFIELD

Putouts			Assists			Errors			Fielding Pct. (qualifiers)		
363	Juan Pierre	2002	17	Dante Bichette	1999	13	Dante Bichette	1999	1.000	Charlie Blackmon	2020
362	Juan Pierre	2001	16	Brad Hawpe	2006	11	Dante Bichette	1998	.997	Charlie Blackmon	2018
339	<b>Charlie Blackmon</b>	2017	14	Larry Walker	2002	9	Brad Hawpe	2008	.99626	Carlos González	2010
331	Preston Wilson	2003		Dante Bichette	1998		Dante Bichette	1996	.9958	Dexter Fowler	2010
327	<b>Charlie Blackmon</b>	2015		Dante Bichette	1993		Dante Bichette	1993	.99568	Carlos González	2011
317	<b>Charlie Blackmon</b>	2014	13	Larry Walker	1999	8	Dexter Fowler	2011	.99565	Cory Sullivan	2006
309	Dexter Fowler	2011		Larry Walker	1995		Juan Pierre	2001	.9945	Juan Pierre	2002
308	Dante Bichette	1993	12	Carlos González	2011	7	Nine Times		.992	Larry Walker	1997
306	Jay Payton	2003		Larry Walker	1997				.99115	<b>Charlie Blackmon</b>	2017
296	Matt Holliday	2007	11	Carlos González	2013				.99103	Dante Bichette	1994



# Most Games By Position Each Season

## CATCHER

Year	Player	G	AVG	HR	RBI
1993	Joe Girardi	84	.290	3	31
1994	Joe Girardi	93	.276	4	34
1995	Joe Girardi	122	.262	8	55
1996	Jeff Reed	111	.284	8	37
1997	Kirt Manwaring	100	.226	1	27
1998	Kirt Manwaring	108	.247	2	26
1999	Henry Blanco	86	.232	6	28
2000	Brent Mayne	106	.301	6	64
2001	Ben Petrick	77	.238	11	39
2002	Gary Bennett	90	.265	4	26
2003	Charles Johnson	108	.230	20	61
2004	Charles Johnson	91	.236	13	47
2005	Danny Ardoin	80	.229	6	22
	J.D. Closser	80	.219	7	27
2006	Yorvit Torrealba	62	.247	7	43
2007	Yorvit Torrealba	112	.255	8	47
2008	Chris Iannetta	100	.264	18	65
2009	Chris Iannetta	89	.228	16	52
2010	Miguel Olivo	111	.269	14	58
2011	Chris Iannetta	105	.238	14	55
2012	Wilin Rosario	105	.270	28	71
2013	Wilin Rosario	106	.292	21	79
2014	Wilin Rosario	96	.267	13	54
2015	Nick Hundley	102	.301	10	43
2016	Nick Hundley	79	.260	10	48
2017	Tony Wolters	77	.240	0	16
2018	Chris Iannetta	99	.224	11	36
2019	Tony Wolters	112	.262	1	42
2020	Tony Wolters	39	.230	0	8

## FIRST BASE

Year	Player	G	AVG	HR	RBI
1993	Andres Galarraga	119	.370	22	98
1994	Andres Galarraga	103	.319	31	85
1995	Andres Galarraga	142	.280	31	106
1996	Andres Galarraga	119	.304	47	150
1997	Andres Galarraga	154	.318	41	140
1998	Todd Helton	146	.315	25	97
1999	Todd Helton	156	.320	35	131
2000	Todd Helton	160	.372	42	147
2001	Todd Helton	157	.336	49	146
2002	Todd Helton	156	.329	30	109
2003	Todd Helton	159	.358	33	117
2004	Todd Helton	153	.347	32	96
2005	Todd Helton	144	.320	20	79
2006	Todd Helton	145	.302	15	81
2007	Todd Helton	153	.320	17	91
2008	Todd Helton	81	.264	7	29
2009	Todd Helton	149	.325	15	86
2010	Todd Helton	115	.256	8	37
2011	Todd Helton	119	.302	14	69
2012	Todd Helton	67	.238	7	37
2013	Todd Helton	110	.249	15	61
2014	Justin Morneau	131	.319	17	82
2015	Ben Paulsen	91	.277	11	49
2016	Mark Reynolds	115	.282	14	53
2017	Mark Reynolds	138	.267	30	97
2018	Ian Desmond	138	.236	22	88
2019	Daniel Murphy	110	.279	13	78
2020	Daniel Murphy	29	.236	3	16

## SECOND BASE

Year	Player	G	AVG	HR	RBI
1993	Eric Young	79	.269	3	42
1994	Nelson Liriano	79	.255	3	31
1995	Eric Young	81	.317	6	36
1996	Eric Young	139	.324	8	74
1997	Eric Young	117	.282	6	45
1998	Mike Lansing	153	.276	12	66
1999	Kurt Abbott	66	.273	8	41
2000	Mike Lansing	88	.258	11	47
2001	Todd Walker	77	.297	12	43
2002	Brent Butler	72	.259	9	42
2003	Ronnie Belliard	113	.277	8	50
2004	Aaron Miles	128	.293	6	47
2005	Luis González	83	.292	9	44
2006	Jamey Carroll	109	.300	5	36
2007	Kazuo Matsui	102	.288	4	37
2008	Clint Barmes	61	.290	11	44
2009	Clint Barmes	139	.245	23	76
2010	Clint Barmes	88	.235	8	50
2011	Mark Ellis	64	.274	6	25

2012	Marco Scutaro	72	.271	4	30
2013	DJ LeMahieu	90	.280	2	28
2014	DJ LeMahieu	144	.267	5	42
2015	DJ LeMahieu	149	.301	6	61
2016	DJ LeMahieu	146	.348	11	66
2017	DJ LeMahieu	153	.310	8	64
2018	DJ LeMahieu	128	.276	15	62
2019	Ryan McMahon	113	.250	24	83
2020	Ryan McMahon	33	.215	9	26

## SHORTSTOP

Year	Player	G	AVG	HR	RBI
1993	Vinny Castilla	104	.255	9	30
1994	Walt Weiss	110	.251	1	32
1995	Walt Weiss	136	.260	1	25
1996	Walt Weiss	155	.282	8	48
1997	Walt Weiss	119	.270	4	38
1998	Neifi Perez	162	.274	9	59
1999	Neifi Perez	157	.280	12	70
2000	Neifi Perez	162	.287	10	71
2001	Neifi Perez	87	.298	7	47
2002	Juan Uribe	155	.240	6	49
2003	Juan Uribe	74	.253	10	33
2004	Royce Clayton	144	.279	8	54
2005	Clint Barmes	80	.289	10	46
2006	Clint Barmes	125	.220	7	56
2007	Troy Tulowitzki	155	.291	24	99
2008	Troy Tulowitzki	101	.263	8	46
2009	Troy Tulowitzki	151	.297	32	92
2010	Troy Tulowitzki	122	.315	27	95
2011	Troy Tulowitzki	140	.302	30	105
2012	Josh Rutledge	57	.274	8	37
2013	Troy Tulowitzki	121	.312	28	82
2014	Troy Tulowitzki	89	.340	21	52
2015	Troy Tulowitzki	82	.300	12	53
2016	Trevor Story	96	.272	27	72
2017	Trevor Story	142	.239	24	82
2018	Trevor Story	156	.291	37	108
2019	Trevor Story	144	.294	35	85
2020	Trevor Story	57	.289	11	28

## THIRD BASE

Year	Player	G	AVG	HR	RBI
1993	Charlie Hayes	154	.305	25	98
1994	Charlie Hayes	110	.288	10	50
1995	Vinny Castilla	136	.309	32	90
1996	Vinny Castilla	160	.304	40	113
1997	Vinny Castilla	157	.304	40	113
1998	Vinny Castilla	162	.319	46	144
1999	Vinny Castilla	157	.275	33	102
2000	Jeff Cirillo	155	.326	11	115
2001	Jeff Cirillo	137	.313	17	83
2002	Todd Zeile	139	.273	18	87
2003	Chris Stynes	120	.255	11	73
2004	Vinny Castilla	148	.271	35	131
2005	Garrett Atkins	136	.287	13	89
2006	Garrett Atkins	157	.329	29	120
2007	Garrett Atkins	154	.301	25	111
2008	Garrett Atkins	94	.286	21	99
2009	Ian Stewart	121	.228	25	70
2010	Ian Stewart	115	.256	18	61
2011	Ty Wigginton	68	.242	15	47
2012	Chris Nelson	92	.301	9	53
2013	Nolan Arenado	130	.267	10	52
2014	Nolan Arenado	111	.287	18	61
2015	Nolan Arenado	157	.287	42	130
2016	Nolan Arenado	160	.294	41	133
2017	Nolan Arenado	157	.309	37	130
2018	Nolan Arenado	152	.296	38	110
2019	Nolan Arenado	154	.315	41	118
2020	Nolan Arenado	48	.253	8	26

## LEFT FIELD

Year	Player	G	AVG	HR	RBI
1993	Jerald Clark	80	.282	13	67
1994	Howard Johnson	62	.211	10	40
1995	Dante Bichette	120	.340	40	128
1996	Ellis Burks	129	.344	40	128
1997	Dante Bichette	128	.308	26	118
1998	Dante Bichette	134	.331	22	122
1999	Dante Bichette	144	.298	34	133
2000	Terry Shumpert	40	.259	9	40
2001	Ron Gant	51	.257	8	22
2002	Todd Hollandsworth	74	.295	11	48

**(Regulars By Position, continued)**  
**(LEFT FIELD, continued)**

Year	Player	G	AVG	HR	RBI
2003	Jay Payton	149	.302	28	89
2004	Matt Holliday	115	.290	14	57
2005	Matt Holliday	123	.307	19	87
2006	Matt Holliday	153	.326	34	114
2007	Matt Holliday	157	.340	36	137
2008	Matt Holliday	139	.321	25	88
2009	Seth Smith	86	.293	15	55
2010	Seth Smith	71	.246	17	52
2011	Carlos González	61	.295	26	92
2012	Carlos González	131	.303	22	85
2013	Carlos González	106	.302	26	70
2014	Corey Dickerson	99	.312	24	76
2015	Brandon Barnes	75	.251	2	17
2016	Gerardo Parra	60	.253	7	39
2017	Gerardo Parra	82	.309	10	71
2018	Gerardo Parra	111	.284	6	53
2018	Gerardo Parra	111	.284	6	53
2019	Raimel Tapia	91	.275	9	44
2020	Raimel Tapia	36	.321	1	17

**CENTER FIELD**

Year	Player	G	AVG	HR	RBI
1993	Alex Cole	93	.256	0	24
1994	Mike Kingery	77	.349	4	41
1995	Mike Kingery	108	.269	8	37
1996	Quinton McCracken	85	.290	3	40
1997	Ellis Burks	89	.290	32	82
1998	Ellis Burks	78	.286	16	54
1999	Darryl Hamilton	82	.315	9	45
2000	Tom Goodwin	89	.271	5	47
2001	Juan Pierre	154	.327	2	55
2002	Juan Pierre	149	.287	1	35
2003	Preston Wilson	155	.282	36	141
2004	Jeromy Burnitz	69	.283	37	110
2005	Cory Sullivan	83	.294	4	30
2006	Cory Sullivan	114	.267	2	30
2007	Willy Taveras	86	.320	2	24
2008	Willy Taveras	124	.251	1	26
2009	Dexter Fowler	127	.266	4	34
2010	Dexter Fowler	120	.260	6	36
2011	Dexter Fowler	122	.266	5	45
2012	Dexter Fowler	131	.300	13	53
2013	Dexter Fowler	110	.263	12	42

2014	Drew Stubbs	113	.289	15	43
2015	Charlie Blackmon	147	.287	17	58
2016	Charlie Blackmon	138	.324	29	82
2017	Charlie Blackmon	158	.331	37	104
2018	Charlie Blackmon	151	.291	29	70
2019	Ian Desmond	74	.255	20	65
2020	Kevin Pillar	21	.308	2	13

**RIGHT FIELD**

Year	Player	G	AVG	HR	RBI
1993	Dante Bichette	134	.310	21	89
1994	Dante Bichette	116	.304	27	95
1995	Larry Walker	129	.306	36	101
1996	Dante Bichette	138	.313	31	141
1997	Larry Walker	150	.366	49	130
1998	Larry Walker	123	.363	23	67
1999	Larry Walker	114	.379	37	115
2000	Jeffrey Hammonds	85	.335	20	106
2001	Larry Walker	129	.350	38	123
2002	Larry Walker	123	.338	26	104
2003	Larry Walker	132	.284	16	79
2004	Jeromy Burnitz	79	.283	37	110
2005	Brad Hawpe	89	.262	9	47
2006	Brad Hawpe	145	.293	22	84
2007	Brad Hawpe	142	.291	29	116
2008	Brad Hawpe	133	.283	25	85
2009	Brad Hawpe	141	.285	23	86
2010	Brad Hawpe	63	.255	7	37
2011	Seth Smith	107	.284	15	59
2012	Michael Cuddyer	74	.260	16	58
2013	Michael Cuddyer	118	.331	20	84
2014	Charlie Blackmon	73	.288	19	72
2015	Carlos González	151	.271	40	97
2016	Carlos González	148	.298	25	100
2017	Carlos González	125	.262	14	57
2018	Carlos González	117	.276	16	64
2019	Charlie Blackmon	139	.314	32	86
2020	Charlie Blackmon	50	.303	6	42

**DESIGNATED HITTER**

Year	Player	G	AVG	HR	RBI
2020	Matt Kemp	33	.239	6	21

\*Games played are at position, hitting stats are across all positions on the season

**CAREER STARTS  
IN THE FIELD**

**Catcher**

Chris Iannetta	531
Yorvit Torrealba	339
Tony Wolters	317
Wilin Rosario	313
Joe Girardi	284

**First Base**

Todd Helton	2,120
Andres Galarraga	669
Mark Reynolds	263
Justin Morneau	168
Ian Desmond	153

**Second Base**

DJ LeMahieu	849
Eric Young	398
Mike Lansing	269
Clint Barmes	262
Aaron Miles	185

**Third Base**

Nolan Arenado	1,061
Vinny Castilla	916
Garrett Atkins	632
Jeff Cirillo	288
Ian Stewart	281

**Shortstop**

Troy Tulowitzki	1,020
Neifi Perez	603
Trevor Story	584
Walt Weiss	494
Clint Barmes	303

**Left Field**

Matt Holliday	692
Dante Bichette	539
Carlos González	419
Gerardo Parra	210
Jay Payton	175

**Center Field**

Charlie Blackmon	667
Dexter Fowler	554
Juan Pierre	316
Ellis Burks	288
Preston Wilson	272

**Right Field**

Larry Walker	973
Brad Hawpe	715
Carlos González	609
Dante Bichette	424
Charlie Blackmon	289

# The Franchise Record Book

## CLUB GENERAL

### WINS & LOSSES

**Most Wins, Season**  
92 2009

**Most Wins, Season, Home**  
55 1996

**Most Wins, Season, Road**  
44 2018

**Most Losses, Season**  
98 2012

**Most Losses, Season, Home**  
46 2012

**Most Losses, Season, Road**  
60 2014

**Most Wins, Consecutive**  
11 2x, last: June 4-14, 2009

**Most Wins, Consecutive, Home**  
11 June 30-July 24, 1996

**Most Wins, Consecutive, Road**  
9 June 4-22, 2009

**Most Losses, Consecutive**  
13 July 25-Aug. 6, 1993 (2)

**Most Losses, Consecutive, Home**  
9 July 25-Aug. 18, 1993

**Most Losses, Consecutive, Road**  
13 May 10-June 2, 2008

**Most Wins Over One Club, Season**  
13 Arizona, 2004 (13-6)

**Most Wins Over One Club, Season, Home**  
9 San Francisco, 2017 (9-1)

**Most Wins Over One Club, Season, Road**  
7 2x, last: San Diego, 2010 (7-2)

**Most Wins Over One Club, Consecutive**  
9 3x, last: Aug. 23-Sept. 10, 2009 vs. Cincinnati

**Most Wins Over One Club, Consecutive, Season**  
9 San Francisco, April 15-June 18, 2017

**Most Wins Over One Club, Consecutive, Home**  
10 2x, last: San Francisco, Sept. 7, 2016-Sept. 5, 2017

**Most Wins Over One Club, Consecutive, Road**  
8 New York-NL, April 11, 2011-Aug. 23, 2012

**Most Losses to One Club, Season**  
15 3x, last: Los Angeles-NL, 2019 (4-15)

**Most Losses to One Club, Season, Home**  
7 8x, last: Los Angeles-NL, 2019 (3-7)

**Most Losses to One Club, Season, Road**  
9 2x, last: San Francisco, 2003 (1-9)

**Most Losses to One Club, Consecutive**  
16 Atlanta, May 6, 1993-May 22, 1994

### WINNING PERCENTAGE

**Highest Winning Percentage, Season**  
.568 2009 (92-70)

**Highest Winning Percentage, Season, Home**  
.679 1996 (55-26)

**Highest Winning Percentage, Season, Road**  
.537 2018 (44-38)

**Lowest Winning Percentage, Season**  
.395 2012 (64-98)

**Lowest Winning Percentage, Season, Home**  
.400 2020 (12-18)

**Lowest Winning Percentage, Season, Road**  
.259 2014 (21-60)

### MARGIN OF VICTORY & DEFEAT

**Largest Margin of Victory**  
19 Sept. 20, 2005 vs. San Diego (20-1)

**Largest Margin of Defeat**  
19 Aug. 18, 1995 vs. Chicago-NL (7-26)

**Largest Margin of Victory, Shutout**  
16 Sept. 16, 2017 vs. San Diego

**Largest Margin of Defeat, Shutout**  
17 Sept. 17, 1995 vs. Florida

### ONE-RUN GAMES

**Most One-Run Games, Consecutive**  
5 2x, last: April 11-15, 2014

**Most One-Run Games, Consecutive, All Wins**  
4 April 10-14, 2011

**Most One-Run Games, Consecutive, All Losses**  
4 3x, last: Sept. 5-9, 2012

### LENGTH OF GAME

**Longest Game, Nine Innings, Home:**  
4:30 June 24, 2016 vs. Arizona

**Longest Game, Nine Innings, Road:**  
4:19 June 25, 2017 at Los Angeles-NL

**Longest Game, Extra Innings, Home:**  
5:24 July 4, 2010 vs. San Francisco (15 innings)

**Longest Game, Extra Innings, Road:**  
6:27 July 29, 2014 at Chicago-NL (16 innings)

**Shortest Game, Nine Innings, Mile High Stadium:**  
1:59 Sept. 25, 1993 vs. Cincinnati

**Shortest Game, Nine Innings, Coors Field:**  
1:58 July 1, 2008 vs. San Diego

**Shortest Game, Nine Innings, Road:**  
1:52 June 30, 2006 at Seattle

**Shortest Game, Extra Innings, Home:**  
2:28 Sept. 14, 2008 vs. Los Angeles-NL (10 innings)

**Shortest Game, Extra Innings, Road:**  
2:27 April 8, 2007 at San Diego (10 innings)

**Most Innings Game, Home:**  
18 Aug. 15, 2006 vs. Arizona

**Most Innings Game, Road:**  
22 April 17, 2008 at San Diego

### DEFICITS OVERCOME

**Largest Deficit Overcome, Victory, Home**  
9 2x, last: Aug. 25, 2010 vs. Atlanta

**Largest Deficit Overcome, Defeat, Home**  
7 April 27, 2016 vs. Pittsburgh

**Largest Deficit Overcome, Victory, Road**  
6 Sept. 10, 2013 at San Francisco

**Largest Deficit Overcome, Defeat, Road**  
7 July 20, 1998 at Houston

**Largest Deficit Overcome, Victory, 9th Inning or Later**  
6 July 6, 2010 vs. St. Louis

### LEADS RELINQUISHED

**Largest Lead Relinquished, Victory**  
8 Sept. 30, 2006 at Chicago-NL

**Largest Lead Relinquished, Defeat, Home**  
8 June 22, 1999 vs. Chicago-NL

**Largest Lead Relinquished, Defeat, Road**  
8 May 30, 2008 at Chicago-NL

**Largest Lead Relinquished, Defeat, 9th Inning or Later**  
6 June 14, 2019 vs. San Diego

### PERSONNEL

**Most Players, Season**  
55 2011

**Fewest Players, Season**  
36 1994

**Most Rookies, Season**  
19 2005

**Most Players, Game**  
30 Sept. 15, 2015 at Los Angeles-NL

**Most Players, Game, Both Clubs**  
58 Sept. 15, 2015 at Los Angeles-NL

**Most Rookies in Starting Lineup**  
7 4x, last: Sept. 30, 2012 at Los Angeles-NL

### TEAM BATTING

#### BATTING, SLUGGING, ON-BASE PCT.

**Highest Batting Average, Season**  
.294 2000

**Highest Slugging Percentage, Season**  
.483 2001

**Highest On-Base Percentage, Season**  
.362 2000

#### AT-BATS & PLATE APPEARANCES

**Most At-Bats, Season**  
5,717 1999

**Most At-Bats, Game**  
73 April 17, 2008 at San Diego (22 innings)

## (Franchise Record Book, continued)

**Most At-Bats, Nine Inning Game**  
51 Aug. 3, 2003 at Pittsburgh  
**Most Plate Appearances, Inning**  
18 July 30, 2010 vs. Chicago-NL (8th)

### **RUNS**

**Most Runs Scored, Season**  
968 2000  
**Most Runs Scored, Game**  
20 3x, last: Sept. 18, 2006 vs. San Francisco (20-8)  
**Most Runs, Victory, Home**  
20 3x, last: Sept. 18, 2006 vs. San Francisco (20-8)  
**Most Runs, Victory, Road**  
19 Sept. 25, 2011 at Houston (19-3)  
**Most Runs, Defeat, Home**  
13 3x, last: June 16, 2019 vs. San Diego (14-13)  
**Most Runs, Defeat, Road**  
12 2x, last: June 17, 2018 at Texas (13-12)  
**Most Games, Consecutive, Scoring Runs**  
99 Aug. 1, 2000-May 18, 2001  
**Most Games, Consecutive, Scoring Runs, Home**  
361 July 5, 1999-Sept. 17, 2003  
**Most Games, Consecutive, Scoring Runs, Road**  
64 Aug. 14, 1996-June 24, 1997  
**Most Runs Scored, Inning**  
13 May 5, 2016 at San Francisco (5th)  
**Most Innings, Consecutive, Scoring Runs**  
14 May 4-7, 1999  
**Most Runs Combined**  
36 May 19, 1999 vs. Cincinnati (L, 12-24)  
**Most Runs Combined, Three-Game Series**  
70 June 18-20, 2002 vs. New York-AL  
**Most Runs Combined, Four-Game Series**  
92 June 13-16, 2019 vs. San Diego  
**Fewest Runs Combined, Coors Field**  
1 10x, last: July 4, 2018 vs. San Francisco  
**Consecutive Games Without Scoring a Run**  
2 15x, last: Sept. 14-15, 2018 at San Francisco

### **GROUNDED INTO DOUBLE PLAYS**

**Most Grounded Into Double Plays, Season**  
148 1998  
**Most Grounded Into Double Plays, Game**  
5 4x, last: May 17, 2014 vs. San Diego

### **LEFT ON BASE**

**Most Left on Base, Season**  
1,251 2007  
**Most Left on Base, 9-inning Game**  
17 May 14, 1998 vs. Chicago-NL  
**Most Left on Base, Extra-Inning Game**  
20 July 4, 2010 vs. San Francisco (15 innings)  
**Fewest Left on Base, Game**  
1 33x, last: June 21, 2019 at Los Angeles-NL

### **PINCH-HITTING**

**Most Pinch Hitters Announced, Season**  
316 1998  
**Most Pinch Hitters Announced, Game**  
6 6x, last: Sept. 26, 2018 vs. Philadelphia  
**Highest Pinch-Hit Average, Season**  
.299 1995  
**Most Pinch-Hit Base Hits, Season**  
72 1999  
**Most Pinch-Hit Base Hits, Game**  
4 Sept. 2, 2016 vs. Arizona  
**Most Pinch-Hit Base Hits, Consecutive At-Bats**  
5 2x, last: Aug. 5-8, 2004  
**Most Pinch-Hit Home Runs, Season**  
13 2019  
**Most Pinch-Hit Home Runs, Game**  
2 May 6, 1995 vs. Los Angeles-NL

### **HITS**

**Most Hits, Season**  
1,664 2000  
**Most Hits, Game**  
25 Sept. 25, 2011 at Houston  
**Most Hits, Victory, Home**  
24 May 3, 2000 vs. Montreal

**Most Hits, Victory, Road**  
25 Sept. 25, 2011 at Houston  
**Most Hits, Defeat, Home**  
21 May 14, 1998 vs. Chicago-NL  
**Most Hits, Defeat, Road**  
18 June 12, 1997 at Seattle  
**Most Hits, Two Consecutive Games**  
40 June 17-18, 2000  
**Fewest Hits, Home**  
0 Sept. 17, 1996 vs. Los Angeles-NL  
**Fewest Hits, Road**  
0 2x, last: June 18, 2014 at Los Angeles-NL  
**Fewest Hits, Victory, Home**  
3 4x, last: April 19, 2013 vs. Arizona  
**Fewest Hits, Victory, Road**  
3 7x, last: May 21, 2018 at Los Angeles-NL  
**Most Hits, Inning**  
13 July 30, 2010 vs. Chicago-NL (8th)  
**Most Hits, Consecutive, Inning**  
11 July 30, 2010 vs. Chicago-NL (8th)

### **EXTRA-BASE HITS**

**Most Extra-Base Hits, Season**  
598 2001  
**Most Extra-Base Hits, Game**  
14 May 31, 2016 vs. Cincinnati (7 2B, 7 HR)  
**Most Extra-Base Hits, Inning**  
8 July 30, 2010 vs. Chicago-NL (8th: 5 2B, 1 3B, 2 HR)

### **TOTAL BASES**

**Most Total Bases, Season**  
2,748 2001  
**Most Total Bases, Game**  
47 May 31, 2016 vs. Cincinnati  
**Most Total Bases, Game, Both Clubs, Nine-Inning Game**  
81 May 19, 1999 vs. Cincinnati

### **SINGLES**

**Most Singles, Season**  
1,130 2000  
**Most Singles, Game**  
20 May 3, 2000 vs. Montreal

### **DOUBLES**

**Most Doubles, Season**  
333 1998  
**Most Doubles, Game**  
9 July 2, 1993 vs. Chicago-NL

### **TRIPLES**

**Most Triples, Season**  
61 2001  
**Most Triples, Game**  
4 April 13, 2016 vs. San Francisco

### **HOME RUNS**

**Most Home Runs, Season**  
239 1997  
**Most Home Runs, Season, Home**  
149 1996  
**Most Home Runs, Season, Road**  
115 1997  
**Most Home Runs, vs. One Opponent, Season**  
37 San Diego, 2001  
**Fewest Home Runs, vs. One Opponent, Season**  
0 4x, last: Detroit, 2014  
**Most Home Runs, Game**  
7 2x, last: May 31, 2016 vs. Cincinnati  
**Most Games, Consecutive, Hitting a Home Run**  
17 3x, last: June 13-30, 2019 (27 home runs)  
**Most Games, Consecutive, Without Hitting a HR**  
7 2x, last: July 28-Aug. 3, 2014  
**Most Games, Consecutive, With a Home Run at Home**  
32 April 19-July 3, 1999  
**Most Games, Consecutive, With a Home Run on Road**  
13 2x, last: Aug. 22-Sept. 13, 2017  
**Most Games, Consecutive, Without HR at Home**  
6 June 16-29, 2004  
**Most Games, Consecutive, Without HR on Road**  
8 Aug. 12-30, 2010

## (Franchise Record Book, continued)

- Most Home Runs, Inning**  
4 June 6, 1999 vs. Milwaukee (7th)
- Most Grand Slams, Season**  
8 2x (2007, 2012)
- Most Pinch-Hit Grand Slams, Season**  
2 2x (1993, 1998)

### RUNS BATTED IN

- Most RBI, Season**  
909 1996
- Most RBI, Game**  
20 2x, last: Sept. 18, 2006 vs. San Francisco

### SACRIFICE HITS & FLIES

- Most Sacrifice Hits, Season**  
119 2006
- Most Sacrifice Flies, Season**  
75 2000
- Most Sacrifice Hits, Game**  
4 4x, last: May 27, 2013 vs. Houston
- Most Sacrifice Flies, Game**  
5 June 7, 2006 vs. Pittsburgh

### HIT BY PITCH

- Most Hit by Pitch, Season**  
82 1996
- Most Hit by Pitch, Game**  
4 3x, last: April 13, 2008 at Arizona

### WALKS

- Most Walks Drawn, Season**  
660 2009
- Most Walks Drawn, Game**  
16 July 16, 1994 vs. St. Louis
- Most Intentional Walks Drawn, Season**  
64 2x, last: 2006

### STRIKEOUTS

- Most Strikeouts, Season**  
1,503 2019
- Most Strikeouts, Nine-Inning Game**  
18 May 15, 2015 at Los Angeles-NL
- Most Strikeouts, Extra-Inning Game**  
24 2x, last: May 14, 2019 at Boston

### STOLEN BASES

- Most Stolen Bases, Season**  
201 1996
- Most Stolen Bases, Game**  
10 June 30, 1996 vs. Los Angeles-NL
- Most Stolen Bases, Inning**  
4 5x, last: Sept. 18, 2019 vs. New York-NL (6th)

### CAUGHT STEALING

- Most Caught Stealing, Season**  
90 1993
- Most Caught Stealing, Game**  
4 May 20, 1993 at San Diego

## TEAM PITCHING

### PITCHERS USED

- Most Pitchers, Season**  
31 2019
- Fewest Pitchers, Season**  
18 2x, last: 1999
- Most Pitchers, Game**  
13 Sept. 15, 2015 at Los Angeles-NL (16 innings)

### EARNED RUN AVERAGE

- Lowest Earned Run Average, Season**  
4.14 2010
- Highest Earned Run Average, Season**  
6.01 1999

### COMPLETE GAMES

- Most Complete Games, Season**  
12 1999

- Most Complete Games, Consecutive**  
2 3x, last: June 30-July 1, 2009,  
Jason Marquis and Jason Hammel

- Fewest Complete Games, Season**  
0 2x, last: 2018

- Most Incomplete Games, Consecutive, Season**  
163 2018

### SHUTOUTS

- Most Shutouts, Season**  
12 2010
- Most Complete-Game Shutouts, Season**  
4 2x, last: 2006
- Most Shutouts, Consecutive**  
2 3x, last: June 19-20, 2006

### HITS

- Most Hits Allowed, Season**  
1,700 1999
- Most Hits Allowed, Game**  
28 May 19, 1999 vs. Cincinnati
- Fewest Hits Allowed, Game**  
0 April 17, 2010 at Atlanta
- Most Hits Allowed, Inning**  
10 Sept. 12, 2004 vs. San Diego (9th)

### RUNS

- Most Runs Allowed, Season**  
1,028 1999
- Fewest Runs Allowed, Season**  
353 2020 (60 games)  
715 2009 (162 games)
- Most Runs Allowed, Game**  
26 Aug. 18, 1995 vs. Chicago-NL
- Most Runs Allowed, Inning**  
12 Sept. 12, 2004 vs. San Diego (9th)

### EARNED RUNS

- Most Earned Runs Allowed, Season**  
955 1999
- Fewest Earned Runs Allowed, Season**  
327 2020 (60 games)  
663 2010 (162 games)
- Most Earned Runs Allowed, Game**  
26 Aug. 18, 1995 vs. Chicago-NL
- Most Earned Runs Allowed, Inning**  
12 Sept. 12, 2004 vs. San Diego (9th)

### SCORELESS INNINGS

- Most Scoreless Innings, Consecutive**  
25.0 June 18-21, 2006
- Most Scoreless Innings, Consecutive, vs. One Club**  
27.0 vs. Pittsburgh, Aug. 5, 2001-May 2, 2002
- Most Scoreless Innings, Consecutive, by Bullpen**  
20.1 May 27-June 2, 2010

### HOME RUNS

- Most Home Runs Allowed, Season**  
270 2019
- Fewest Home Runs Allowed, Season**  
83 2020 (60 games)  
136 2013 (162 games)
- Most Home Runs Allowed, Game**  
7 3x, last: Aug. 23, 2020 at LAD
- Most Home Runs Allowed, Consecutive Batters**  
3 5x, last: Sept. 10, 2011 vs. Cincinnati (5th)
- Most Home Runs Allowed, Inning**  
4 2x, last: Sept. 18, 2011 vs. San Francisco (4th)
- Most Home Runs Allowed, Calendar Month**  
56 3x, last: August 2019
- Consecutive Games, Allowing a Home Run**  
16 3x, last: Aug. 27-Sept. 13, 2006
- Consecutive Games, Not Allowing a Home Run**  
7 July 12-22, 2018
- Most Grand Slams Allowed, Season**  
9 2003

### HIT BATSMEN

- Most Hit Batsmen, Season**  
84 2x, last: 2005



**(Franchise Record Book, continued)**

- Fewest Hit Batsmen, Season**  
40 2x, last: 2020 (60 games; also 2013 in 162 games)
- Most Hit Batsmen, Game**  
4 4x, last: July 21, 2017 vs. Pittsburgh
- Most Hit Batsmen, Inning**  
3 2x, last: June 22, 2004 at Milwaukee (7th)

**WALKS**

- Most Walks Issued, Season**  
737 1999
- Most Walks Issued, Game**  
12 8x, last: Sept. 22, 1999 vs. Arizona
- Most Intentional Walks Issued, Season**  
84 2004
- Most Intentional Walks Issued, Game**  
4 2x, last: Sept. 2, 2000 vs. Milwaukee

**STRIKEOUTS**

- Most Strikeouts, Season**  
1,409 2018
- Most Strikeouts, Nine-Inning Game**  
17 June 18, 2015 at Houston
- Most Strikeouts, Consecutive**  
8 Sept. 26, 2018 vs. Philadelphia
- Most Strikeouts, Inning**  
4 3x, last: Sept. 17, 2016 vs. San Diego

**WILD PITCHES**

- Most Wild Pitches, Season**  
94 2012
- Most Wild Pitches, Game**  
5 2x, last: June 25, 2017 vs. Los Angeles-NL
- Most Wild Pitches, Inning**  
3 3x, last: Aug. 23, 2015 vs. New York-NL (2nd)

**BALKS**

- Most Balks, Season**  
22 1993
- Most Balks, Game**  
2 7x, last: April 14, 2017 at San Francisco

**PICKOFFS**

- Most Pickoffs, Season**  
28 1993

**RELIEF PITCHING**

- Most Relief Appearances, Season**  
590 2019
- Most Relief Appearances, Game**  
12 Sept. 15, 2015 at Los Angeles-NL (16 innings)
- Most Relief Wins, Season**  
36 2000
- Most Relief Losses, Season**  
39 2004
- Lowest Relief ERA, Season**  
3.65 1998
- Most Relief Innings Pitched, Season**  
657.0 2012
- Most Relief Innings Pitched, Game**  
15.0 April 17, 2008 (22 innings)
- Most Relief Scoreless Innings, Consecutive, Game**  
11.1 Sept. 16, 2006 at Arizona (16 innings)
- Most Relief Strikeouts, Season**  
589 2012
- Most Relief Strikeouts, Game**  
13 April 12 at San Francisco (18 innings)

**SAVES**

- Most Saves, Season**  
51 201
- Fewest Saves, Season**  
16 2020 (60 games)  
24 2014 (162 games)
- Most Blown Saves, Season**  
34 2004
- Best Save Percentage, Season**  
77.0 2017 (47/61)

**TEAM FIELDING****FIELDING PERCENTAGE**

- Highest Fielding Percentage, Season**  
.989 2007

**ERRORS**

- Most Errors, Season**  
167 1993
- Fewest Errors, Season**  
43 2020 (60 games)  
68 2007 (162 games)
- Most Errors, Game**  
6 June 4, 1996 at Houston
- Most Errors, Game, Both Clubs**  
8 3x, last: Sept. 8, 2006 vs. Washington
- Most Games, Consecutive, One or More Errors**  
9 June 18-27, 1996
- Most Games, Consecutive, No Errors**  
13 June 12-24, 1998
- Most Errors, Inning**  
3 15x, last: Sept. 1, 2017
- Most Innings, Consecutive, No Errors**  
130 June 10-25, 1998

**OUTFIELD ASSISTS**

- Most Outfield Assists, Season**  
48 1999
- Most Outfield Assists, Game**  
3 4x, last: June 23, 2007 at Toronto

**DOUBLE PLAYS**

- Most Double Plays, Season**  
202 1997
- Most Double Plays, Game**  
6 June 5, 1997 vs. San Diego (11 innings)
- Most Double Plays, Nine-Inning Game**  
5 6x, last: June 21, 2018 vs. New York-NL
- Most Games, Consecutive, One or More Double Plays**  
18 July 31-Aug. 20, 1997
- Most Double Plays, Game, Both Clubs**  
8 2x, last: May 17, 2014 vs. San Diego

**PASSED BALLS**

- Most Passed Balls, Season**  
22 2012
- Most Passed Balls, Game**  
4 Sept. 9, 2012 at Philadelphia

**INDIVIDUAL BATTING****MAJOR LEAGUE SERVICE**

- Most Major League Service, Position Player**  
16,059 Todd Helton, 1997-2013

**GAMES PLAYED**

- Most Games Played, Career**  
2,247 Todd Helton, 1997-2013
- Most Games Played, Consecutive**  
307 Vinny Castilla, June 26, 1997-June 14, 1999
- Most Games Played, Season**  
162 3x, last: Neifi Perez, 2000
- Most Games Started, Career (including DH)**  
2,136 Todd Helton, 1997-2013
- Most Games Started, Consecutive**  
222 Vinny Castilla, Mar. 31, 1998-June 14, 1999
- Most Games Started, Season**  
162 Vinny Castilla, 1998

**BATTING AVERAGE**

- Highest Batting Average, Career (min. 1,000 PA)**  
.334 Larry Walker, 1995-2004
- Highest Batting Average, Season**  
.379 Larry Walker, 1999
- Highest Batting Average, Month (min. 50 PA)**  
.528 Larry Walker, September, 1998

**SLUGGING PERCENTAGE**

- Highest Slugging Pct., Career (min. 1,000 PA)**  
.618 Larry Walker, 1995-2004

## (Franchise Record Book, continued)

**Highest Slugging Percentage, Season**  
.720 Larry Walker, 1997

### ON-BASE PERCENTAGE

**Highest On-Base Pct, Career (min 1,000 PA)**  
.426 Larry Walker, 1995-2004

**Highest On-Base Percentage, Season**  
.469 Todd Helton, 2004

### PLATE APPEARANCES

**Most Plate Appearances, Career**  
9,453 Todd Helton, 1997-2013

**Most Plate Appearances, Season**  
732 Neifi Perez, 1999

**Most Plate Appearances, Game**  
10 Helton, Taveras, Tulowitzki  
April 17, 2008 at San Diego (22 inn.)

### REACHING BASE SAFELY

**Most Times Reaching Base, Career (H+BB+HP)**  
3,911 Todd Helton, 1997-2013

**Most Times Reaching Base, Season**  
323 Todd Helton, 2000

**Consecutive Game On-Base Streak, Season**  
46 Michael Cuddyer, April 23-June 30, 2013

**Consecutive Game On-Base Streak, Home, Season**  
45 Andres Galarraga, June 7-Sept. 12, 1996

**Consecutive Game On-Base Streak, Road, Season**  
37 Larry Walker, April 2-June 25, 1997

**Reaching Base Safely in Every PA, Game**  
7 Todd Helton, April 8, 2003 vs. St. Louis (13 inn.)

**Most PA, Consecutive, Reaching Base Safely**  
12 Eric Young, Sept. 19-24, 1993

### AT-BATS

**Most At-Bats, Career**  
7,962 Todd Helton, 1997-2013

**Most At-Bats, Season**  
690 Neifi Perez, 1999

**Most At-Bats, Game**  
10 Willy Taveras, April 17, 2008 at San Diego (22 inn.)

### RUNS SCORED

**Most Runs Scored, Career**  
1,401 Todd Helton, 1997-2013

**Most Runs Scored, Season**  
143 Larry Walker, 1997

**Most Runs Scored, Game**  
5 4x, last: Larry Walker, Sept. 24, 2001 vs. San Diego

**Most Runs Scored, Inning**  
2 34x, last: Nolan Arenado, Carlos González, Gerardo Parra, Mark Reynolds, Trevor Story; May 5, 2016 at San Francisco (5th)

### BASE HITS

**Most Hits, All-Time**  
2,519 Todd Helton, 1997-2013

**Most Hits, Season**  
219 Dante Bichette, 1998

**Most Hits, Game**  
6 2x, last: Charlie Blackmon, April 4, 2014 vs. Arizona

**Most Hits, Two Consecutive Games**  
9 2x, last: Charlie Blackmon, April 4-5, 2014

**Most Hits, Not Making an Out / Consecutive PA**  
9 Andres Galarraga, June 13-15, 1993

**Most Games, Five or More Hits, Career**  
4 Carlos González, 2008-18

**Most Games, Four or More Hits, Career**  
38 Todd Helton, 1997-2013

**Most Hits, Inning**  
2 74x, last: Garrett Hampson, Aug. 11, 2020 vs. ARI (8th)

**Most Hits, Calendar Month**  
50 Todd Helton, August, 2000

**Most Hits Before All-Star Break**  
125 Todd Helton, 2003

**Most Hits After All-Star Break**  
105 Dante Bichette, 1995

### HITTING STREAKS

**Longest Consecutive Game Hitting Streak**  
28 Nolan Arenado, April 9-May 8, 2014

**Longest Home Hitting Streak**  
30 Larry Walker, May 18-July 21, 2002

**Longest Road Hitting Streak**  
21 Vinny Castilla, July 17-Sept. 1, 1997

**Most Games, Consecutive, One or More Hits vs. Opponent**  
26 Todd Helton vs. San Diego,  
June 2, 2004-Sept. 6, 2005

### EXTRA-BASE HITS

**Most Extra-Base Hits, Career**  
998 Todd Helton, 1997-2013

**Most Extra-Base Hits, Season**  
105 Todd Helton, 2001

**Most Extra-Base Hits, Game**  
4 8x, last: DJ LeMahieu, April 12, 2018 at Washington

**Most Extra-Base Hits, Consecutive PA**  
6 Larry Walker, May 21-22, 1996

**Most Extra-Base Hits, Inning**  
2 7x, last: Garrett Hampson, Aug. 11, 2020 vs. Arizona (8th)

### MULTI-HIT GAMES

**Most Multi-Hit Games, Career**  
710 Todd Helton, 1997-2013

**Most Multi-Hit Games, Season**  
68 Charlie Blackmon, 2017

**Most Multi-Hit Games, Consecutive**  
8 Andres Galarraga, July 23-29, 1996

### TOTAL BASES

**Most Total Bases, Career**  
4,292 Todd Helton, 1997-2013

**Most Total Bases, Season**  
409 Larry Walker, 1997

**Most Total Bases, Game**  
14 3x, last: Nolan Arenado, July 19, 2017 vs. San Diego

**Most Total Bases, Inning**  
6 4x, last: Cory Sullivan, April 9, 2006 at San Diego (5th)

### SINGLES

**Most Singles, Career**  
1,521 Todd Helton, 1997-2013

**Most Singles, Season**  
163 Juan Pierre, 2001

**Most Singles, Game**  
5 7x, last: Charlie Blackmon, July 12, 2014 vs. Minnesota

### DOUBLES

**Most Doubles, Career**  
592 Todd Helton, 1997-2013

**Most Doubles, Season**  
59 Todd Helton, 2000

**Most Doubles, Game**  
4 Jeff Baker, May 30, 2008 at Chicago-NL

### TRIPLES

**Most Triples, Career**  
53 Dexter Fowler 2008-2013

**Most Triples, Season**  
15 Dexter Fowler, 2011

**Most Triples, Game**  
2 24x, last: Ian Desmond, May 7, 2019 vs. San Francisco

### HOME RUNS

**Most Home Runs, Career**  
369 Todd Helton, 1997-2013

**Most Home Runs, Season**  
49 2x, last: Todd Helton, 2001

**Most Home Runs, Season, Home**  
32 Andres Galarraga, 1996

**Most Home Runs, Season, Road**  
29 Larry Walker, 1997

**Most Home Runs, Season, vs. One Opponent**  
10 Nolan Arenado vs. San Francisco, 2015

**Most Home Runs, Season, Switch-Hitter**  
13 2x, last: Dexter Fowler, 2012

**Most Seasons, 30 Or More Home Runs**  
6 Todd Helton, 1999-2004  
Vinny Castilla, 1995-99, 2004

**Most Home Runs, Calendar Month**  
15 Troy Tulowitzki, September 2010

**(Franchise Record Book, continued)**

- Most Home Runs, April**  
11 2x, last: Larry Walker, 2001
- Most Home Runs, May**  
11 Todd Helton, 2000
- Most Home Runs, June**  
12 2x, last: Nolan Arenado, 2015
- Most Home Runs, July**  
12 Vinny Castilla, 1998
- Most Home Runs, August**  
12 3x, last: Nolan Arenado, 2019
- Most Home Runs, September**  
15 Troy Tulowitzki, 2010
- Most Home Runs, Before All-Star Break**  
27 Larry Walker, 2001
- Most Home Runs, After All-Star Break**  
27 2x, last: Carlos González, 2015
- Most Home Runs, Game**  
3 17x, last: Trevor Story, Sept. 5, 2018 vs. San Francisco
- Most Leadoff Home Runs, Career**  
36 Charlie Blackmon, 2011-2019
- Most Leadoff Home Runs, Season**  
10 Charlie Blackmon, 2016
- Most Games, Two or More Home Runs, Career**  
28 Todd Helton, 1997-2013
- Most Games, Two or More Home Runs, Season**  
8 3x, Todd Helton, 2000
- Most Home Runs, Consecutive At Bats**  
4 Carlos González, May 30-31, 2012
- Most Home Runs, Consecutive Plate Appearances**  
4 Carlos González, May 30-31, 2012
- Most Games, Consecutive, One or More HR**  
6 Nolan Arenado, Sept. 1-5, 2015
- Most Games, Consecutive, One or More HR, Home**  
6 3x, last: Nolan Arenado, Sept. 1-5, 2015
- Most Games, Consecutive, One or More HR, Road**  
5 Nolan Arenado, April 14-27, 2019
- Most Home Runs, Two Consecutive Games**  
4 9x, last: Nolan Arenado, July 19-21, 2017 vs. San Diego / Pittsburgh
- Most Consecutive Team Home Runs Hit by One Player**  
6 3x, last: Preston Wilson, May 3-13, 2003
- Most Players, Two or More Home Runs, Game**  
3 Aug. 14, 1999 vs. Montreal
- Home Run, Both Sides Of The Plate, Same Game**  
1 2x, last: Dexter Fowler, Sept. 5, 2011 vs. Arizona
- Longest Home Run, Rockie**  
529' Andres Galarraga, May 31, 1997 at Florida
- Longest Home Run, Rockie, Coors Field**  
493' Larry Walker, Aug. 31, 1997 vs. Oakland

**GRAND SLAMS**

- Most Grand Slams, Career**  
7 Todd Helton, 1997-2012
- Most Grand Slams, Season**  
2 17x, last: Charlie Blackmon, 2020

**RUNS BATTED IN**

- Most RBI, Career**  
1,406 Todd Helton, 1997-2013
- Most RBI, Season**  
150 Andres Galarraga, 1996
- Most Seasons, 100 Or More RBI, Career**  
5 Nolan Arenado, 2015-19  
Todd Helton, 1999-2003  
Vinny Castilla, 1996-99, 2004  
Larry Walker, 1995, 1997, 1999, 2001-02  
Dante Bichette, 1995-99
- Most RBI, Calendar Month**  
40 Troy Tulowitzki, September, 2010
- Most RBI, April**  
30 2x, last: Larry Walker, 2001
- Most RBI, May**  
36 Todd Helton, 2001
- Most RBI, June**  
39 Dante Bichette, 1996
- Most RBI, July**  
35 Dante Bichette, 1995
- Most RBI, August**  
36 Nolan Arenado, 2016
- Most RBI, September**  
40 Troy Tulowitzki, 2010

- Most RBI, Before the All-Star Break**  
91 Preston Wilson, 2003
- Most RBI, After the All-Star Break**  
80 Dante Bichette, 1995
- Most RBI, Game**  
8 4x, Matt Holliday, Sept. 20, 2005 vs. San Diego
- Most Games, Consecutive, One or More RBI**  
11 Carlos González, Aug. 15-27, 201
- Most RBI, Inning**  
5 2x, last: Justin Morneau, Sept. 17, 2014 vs. Los Angeles-NL (1st)
- Most RBI, Without A Hit, Game**  
4 Ben Petrick (0-for-3), Sept. 20, 2000 vs. San Diego

**MULTI-RBI GAMES**

- Most Multi-RBI Games, Career**  
334 Todd Helton, 1997-2013
- Most Multi-RBI Games, Season**  
44 Todd Helton, 2000
- Most Multi-RBI Games, Consecutive**  
5 2x, last: Charlie Blackmon, April 21-25, 2017

**SACRIFICE HITS**

- Most Sacrifice Hits, Career**  
67 Aaron Cook, 2002-2011
- Most Sacrifice Hits, Season**  
24 Royce Clayton, 2004
- Most Sacrifice Hits, Game**  
4 Cory Sullivan, June 14, 2006 at Washington

**SACRIFICE FLIES**

- Most Sacrifice Flies, Career**  
93 Todd Helton, 1997-2013
- Most Sacrifice Flies, Season**  
12 Jeff Cirillo, 2000
- Most Sacrifice Flies, Game**  
2 10x, last: Justin Morneau, June 10, 2014 vs. Atlanta

**WALKS**

- Most Walks, Career**  
1,335 Todd Helton, 1997-2013
- Most Walks, Season**  
127 Todd Helton, 2004
- Most Walks, Game**  
5 Todd Helton, April 29, 2007 vs. Atlanta (11 innings)
- Most Games, Consecutive, One or More Walk**  
11 Walt Weiss, Aug. 31-Sept. 13, 1997

**INTENTIONAL WALKS**

- Most Intentional Walks, Career**  
185 Todd Helton, 1997-2013
- Most Intentional Walks, Season**  
22 Todd Helton, 2x: 2000, 2005
- Most Intentional Walks, Game**  
3 Andres Galarraga, April 30, 1993 at Florida

**HIT BY PITCH**

- Most Hit by Pitch, Career**  
98 Larry Walker, 1995-2004
- Most Hit by Pitch, Season**  
21 Eric Young, 1996
- Most Hit by Pitch, Game**  
2 21x, last: Trevor Story, Aug. 14, 2019 vs. Arizona
- Most Hit by Pitch, Inning**  
2 Andres Galarraga, July 12, 1996 vs. San Diego (7th)

**STRIKEOUTS**

- Most Strikeouts, Career**  
1,175 Todd Helton, 1997-2013
- Most Strikeouts, Season**  
191 Trevor Story, 2017
- Fewest Strikeouts, Season (qualifiers)**  
29 Juan Pierre, 2001
- Highest PA/SO Ratio, Season (qualifiers)**  
23.55 Juan Pierre, 2001
- Most Strikeouts, Game**  
5 3x, last: DJ LeMahieu Aug. 3, 2015 vs. Miami

**GROUNDED INTO DOUBLE PLAYS**

- Most Double Plays Grounded Into, Career**  
186 Todd Helton, 1997-2013

## (Franchise Record Book, continued)

- Most Double Plays Grounded Into, Season**  
27 2x, last: Jay Payton, 2003
- Fewest GDP, Season (qualifiers)**  
2 2x, last: Charlie Blackmon, 2016
- Highest AB/GDP Ratio, Season (qualifiers)**  
289.0 Charlie Blackmon, 2016
- Most Double Plays Grounded Into, Game**  
3 4x, last: Jason Giambi, June 15, 2012 at Detroit

### RISP BATTING

- Highest Average w/RISP, Season (min. 100 AB)**  
.422 Andres Galarraga, 1993
- Most Hits w/RISP, Season**  
78 Andres Galarraga, 1996
- Most At-Bats w/RISP, Season**  
207 Preston Wilson, 2003

### STOLEN BASES

- Most Stolen Bases, Career**  
180 Eric Young, 1993-97
- Most Stolen Bases, Season**  
68 Willy Taveras, 2008
- Most Stolen Bases, Consecutive Attempts, Season**  
22 2x, last: May 15-Sept. 13, 2015
- Most Stolen Bases, Game**  
6 Eric Young, June 30, 1996 vs. Los Angeles-NL
- Most Stolen Bases, Inning**  
3 Eric Young, June 30, 1996 vs. Los Angeles-NL (3rd)
- Most Games, Consecutive, One or More SB**  
5 3x, last: Charlie Blackmon, June 11-15, 2011

### CAUGHT STEALING

- Most Caught Stealing, Career**  
69 Eric Young, 1993-97
- Most Caught Stealing, Season**  
19 Eric Young, 2x: 1993, 1996
- Most Caught Stealing, Game**  
3 Eric Young, May 1, 1993 at Florida (12 innings)
- Most Caught Stealing, Inning**  
2 2x, last: Larry Walker, April 30, 1998 at New York-NL (8th)

### PINCH-HITTING

- Most Pinch-Hit Appearances**  
361 John Vander Wal, 1994-98
- Most Pinch-Hit Appearances, Season**  
92 John Vander Wal, 1995
- Most Pinch-Hit Base Hits**  
79 John Vander Wal, 1994-98
- Most Pinch-Hit Base Hits, Season**  
28 John Vander Wal, 1995
- Most Pinch-Hit Base Hits, Consecutive At-Bats**  
5 2x, last: Ryan Spillborghs, Sept. 6-21, 2010
- Highest Pinch-Hit Avg, Career (min. 75 AB)**  
.336 Seth Smith, 2007-11
- Highest Pinch-Hit Avg, Season (min. 25 AB)**  
.472 Seth Smith, 2009
- Most Pinch-Hit Home Runs, Career**  
12 John Vander Wal, 1994-98
- Most Pinch-Hit Home Runs, Season**  
5 Mark Sweeney, 2004
- Most Pinch-Hit RBI, Career**  
57 John Vander Wal, 1994-98
- Most Pinch-Hit RBI, Season**  
23 Mark Sweeney, 2004

### PITCHER BATTING

- Highest Batting Avg, Season (min. 30 AB)**  
.344 Mike Hampton, 2002
- Most Hits, Season**  
23 Mike Hampton, 2001
- Most Hits, Game**  
4 John Thomson, June 1, 1997 at Florida
- Most Home Runs, Career**  
10 Mike Hampton, 2001-02
- Most Home Runs, Season**  
7 Mike Hampton, 2001
- Most Home Runs, Game**  
2 Mike Hampton, June 5, 2001 vs. Houston
- Most Runs Batted In, Season**  
16 Mike Hampton, 2001

- Most Runs Batted In, Game**  
4 2x, last: Denny Neagle, Sept. 29, 2001 vs. Milwaukee
- Most Total Bases, Game**  
8 Mike Hampton, June 5, 2001 vs. Houston

### ROOKIE BATTING

- Highest Batting Average (min. 400 AB)**  
.315 Todd Helton, 1998
- Highest Slugging Percentage (min. 400 AB)**  
.530 Todd Helton, 1998
- Highest On-Base Percentage (min. 400 AB)**  
.380 Todd Helton, 1998
- Most Games, Season**  
155 Troy Tulowitzki, 2007
- Most At-Bats, Season**  
609 Troy Tulowitzki, 2007
- Most Runs, Season**  
104 Troy Tulowitzki, 2007
- Most Runs, Game**  
4 7x last: Trevor Story, June 26, 2016 vs. Arizona
- Most Hits, Season**  
177 Troy Tulowitzki, 2007
- Most Hits, Game**  
5 3x, last: Jose Ortiz, Aug. 10, 2001 at Cincinnati
- Most Games, Consecutive, One or More Hits**  
17 David Dahl, July 25-Aug. 11, 2016
- Most Home Runs, Season**  
28 Wilin Rosario, 2012
- Most Home Runs, Game**  
3 Jose Ortiz, Aug. 17, 2001 vs. Florida
- Most Runs Batted In, Season**  
99 Troy Tulowitzki, 2007
- Most Runs Batted In, Game**  
6 3x, last: Jeff Baker, Sept. 18, 2006 vs. San Francisco

### INDIVIDUAL PITCHING

#### MAJOR LEAGUE SERVICE

- Most Major League Service, Pitcher**  
9.020 Aaron Cook, 2002-11

#### GAMES

- Most Appearances, Career**  
461 Steve Reed, 1993-97, 2003-04
- Most Appearances, Season**  
80 Matt Belisle, 2012
- Most Appearances, Calendar Month**  
19 Mike Muñoz, June, 1994

#### GAMES STARTED

- Most Games Started, Career**  
206 Aaron Cook, 2002-11
- Most Games Started, Season**  
35 2x, last: Darryl Kile, 1998
- Most Games Started, Calendar Month**  
7 5x, last: Alex White, August 2012

#### GAMES FINISHED

- Most Games Finished, Career**  
243 Brian Fuentes, 2002-08
- Most Games Finished, Season**  
69 Jose Jiménez, 2002

#### COMPLETE GAMES

- Most Complete Games, Career**  
14 Pedro Astacio, 1997-2001
- Most Complete Games, Season**  
7 Pedro Astacio, 1999
- Most Complete Games, Consecutive Starts**  
2 3x, last: Brian Bohanon, Aug. 28-Sept. 4, 1999
- Low-Hit Complete Game**  
0 Ubaldo Jiménez, April 17, 2010 at Atlanta
- Fewest Basersrunners, Complete Game**  
2 4x, last: Germán Márquez, April 14, 2019 at San Francisco

#### SHUTOUTS

- Most Shutouts, Career**  
3 Jason Jennings
- Most Shutouts, Season**  
3 Ubaldo Jiménez
- Most Shutouts, Season**  
2 3x, last: Ubaldo Jiménez, 2010

## (Franchise Record Book, continued)

### Fewest Hits Allowed, Shutout

0 Ubaldo Jiménez, April 17, 2010 at Atlanta

### SAVES

#### Most Saves, Career

115 Brian Fuentes, 2002-08

#### Most Saves, Season

43 Wade Davis, 2018

#### Most Saves, Season, Home

23 Jose Jiménez, 2002

#### Most Saves, Season, Road

27 Wade Davis, 2018

#### Most Saves, Calendar Month

11 3x, last: Greg Holland, April 2017

#### Most Saves, Before All-Star Break

28 Greg Holland, 2017

#### Most Saves, After All-Star Break

19 Brian Fuentes, 2005

#### Most Appearances, Consecutive, Earning a Save

10 Greg Holland, April 28-May 21, 2017

#### Most Save Situations Converted, Consecutive

26 Huston Street, June 8-September 27, 2009

#### Most Save Situations Converted, Consecutive, Season

26 Huston Street, June 8-September 27, 2009

#### Most Blown Saves, Season

9 2x, last: Manuel Corpas, 2008

### EARNED RUN AVERAGE

#### Lowest ERA, Career (min. 300.0 IP)

3.38 Brian Fuentes, 2002-08

#### Lowest ERA, Season (qualifiers)

2.85 Kyle Freeland, 2018

#### Lowest ERA, Calendar Month (25.0 IP)

0.78 Ubaldo Jiménez, May, 2010

### WINNING PERCENTAGE

#### Highest Winning Pct, Career (min. 30 decisions)

.585 Jorge De La Rosa (86-61), 2008-16

#### Highest Winning Pct, Season, Starter (min. 15 decisions)

.727 Jorge De La Rosa (16-6), 2013

### WINNING DECISIONS

#### Most Wins, Career

86 Jorge De La Rosa, 2008-16

#### Most Wins, Season

19 Ubaldo Jiménez, 2010

#### Most Wins, Season, Relief

11 Gabe White, 2000

#### Most Wins, Consecutive Decisions, Overall

9 3x, last: Rex Brothers, May 15-June 9, 2013

#### Most Wins, Consecutive Decisions, Starter

9 Ubaldo Jiménez, May 15-July 8, 2010

#### Most Wins, Consecutive Decisions, Reliever

9 Rex Brothers, May 15-June 9, 2013

#### Most Wins, Consecutive Starts

7 2x, last: Ubaldo Jiménez, May 15-June 17, 2010

#### Most Wins, Consecutive Starts At Home

7 Jorge De La Rosa, June 21-Aug. 22, 2009

#### Best Start To A Season, Starter

6-0 Ubaldo Jiménez, 2010

### LOSING DECISIONS

#### Most Losses, Career

68 Aaron Cook, 2002-11

#### Most Losses, Season

17 Darryl Kile, 1998

#### Most Relief Losses, Season

10 Jose Jiménez, 2002

#### Most Losses, Consecutive Decisions

12 Jose Jiménez, July 1, 2002-July 30, 2003

#### Most Losses, Consecutive Starts

8 John Thomson, Sept. 19, 1999-Aug. 8, 2001

#### Worst Start To A Season, Starter

0-6 5x, last: Chi Chi González, June 25-Aug. 29, 2019

### INNINGS PITCHED

#### Most Innings Pitched, Career

1312.1 Aaron Cook, 2002-11

#### Most Innings Pitched, Season

232.0 Pedro Astacio, 1999

#### Most Innings Pitched, Season, Reliever

98.0 Curtis Leskanic, 1995

#### Most Innings Pitched, Game, Starter

10.0 Darryl Kile, Sept. 20, 1998 at San Diego

#### Most Innings Pitched, Game, Reliever

6.1 Bruce Ruffin, July 28, 1993 vs. Atlanta

### RUNS

#### Most Runs Allowed, Career

708 Aaron Cook, 2002-11

#### Most Runs Allowed, Season

160 Pedro Astacio, 1998

#### Most Runs Allowed, Game

12 Shawn Chacón, June 7, 2003 vs. Kansas City (1)

### EARNED RUNS

#### Most Earned Runs Allowed, Career

660 Aaron Cook, 2002-2011

#### Most Earned Runs Allowed, Season

145 Pedro Astacio, 1998

#### Most Earned Runs Allowed, Game

12 Shawn Chacón, June 7, 2003 vs. Kansas City (1)

### SCORELESS INNINGS

#### Most Scoreless Innings, Consecutive, Starter

33.0 Ubaldo Jiménez, May 15-June 6, 2010

#### Most Scoreless Innings, Consecutive, Reliever

31.1 Adam Ottavino, Sept. 7, 2014-Aug. 27, 2016

### HITS ALLOWED

#### Most Hits Allowed, Career

1,519 Aaron Cook, 2002-11

#### Most Hits Allowed, Season

258 Pedro Astacio, 1999

#### Most Hits Allowed, Game

15 2x, last: Jamey Wright, June 27, 2005 vs. Houston

#### Fewest Hits Allowed, Complete Game

0 Ubaldo Jiménez, April 17, 2010 at Atlanta

### HITLESS INNINGS

#### Most Hitless Innings, Consecutive

11.0 Tim Lincecum, April 20-May 11, 2004

#### Outs Before Allowing a Hit, Non-No-Hitter

25 Kyle Freeland, July 9, 2017 vs. Chicago-AL

### BATTERS RETIRED

#### Most Batters Retired, Consecutive, Season

27 Rafael Betancourt, Aug. 27-Sept. 28, 2011

#### Most Batters Retired, Consecutive, Game

19 Jason Marquis, June 30, 2009 at Los Angeles-NL

### HOME RUNS

#### Most Home Runs Allowed, Career

139 Pedro Astacio, 1997-2001

#### Most Home Runs Allowed, Season

39 Pedro Astacio, 1998

#### Most Home Runs Allowed, Game

5 3x, last: Alex White, Sept. 10, 2011 vs. Cincinnati

#### Most Home Runs Allowed, Inning

3 24x, last: Tim Lincecum, Sept. 17, 2019 vs. New York-NL (6th inning)

### WALKS

#### Most Walks Issued, Career

481 Jorge De La Rosa, 2008-16

#### Most Walks Issued, Season

109 Darryl Kile, 1999

#### Fewest Walks Issued, Season (qualifiers)

42 Jason Hammel, 2009

#### Most Walks Issued, Game

10 Jason Jennings, Sept. 8, 2002 vs. San Diego

### HIT BATSMEN

#### Most Hit Batsmen, Career

58 Pedro Astacio, 1997-2001

#### Most Hit Batsmen, Season

17 Pedro Astacio, 1998

#### Most Hit Batsmen, Game

4 Pedro Astacio, April 22, 2001 at Arizona



## (Franchise Record Book, continued)

### STRIKEOUTS

- Most Strikeouts, Career**  
985 Jorge De La Rosa, 2008-16
- Most Strikeouts, Season**  
230 Germán Márquez, 2018
- Most Strikeouts, Season, Left-Hander**  
193 Jorge De La Rosa, 2009
- Most Strikeouts, Season, Reliever**  
112 Adam Ottavino, 2018
- Most Strikeouts, Game**  
16 Jon Gray, Sept. 17, 2016 vs. San Diego
- Most Strikeouts, Consecutive Starts**  
26 Jon Gray, Sept. 17-23, 2016
- Most Strikeouts, Game, Reliever**  
9 Bruce Ruffin, Sept. 14, 1993 (1) vs. Houston
- Most Strikeouts, Consecutive Batters Faced, Game**  
8 2x, last: Germán Márquez, Sept. 26, 2018 vs. Philadelphia
- Most Strikeouts, Inning**  
4 3x, last: Germán Márquez, Oct. 1, 2018 at Los Angeles-NL
- Most Strikeouts, Consecutive, Start Of Game**  
8 Germán Márquez, Sept. 26, 2018 vs. Philadelphia

### WILD PITCHES

- Most Wild Pitches, Career**  
70 Jorge De La Rosa, 2008-16
- Most Wild Pitches, Season**  
16 Ubaldo Jiménez, 2x, 2008 and 2010
- Most Wild Pitches, Game**  
4 2x, last: Adam Ottavino, June 25, 2017 at Los Angeles-NL

### BALKS

- Most Balks, Career**  
11 Armando Reynoso, 1993-96
- Most Balks, Season**  
6 Armando Reynoso, 1993

### PICKOFFS

- Most Pickoffs, Career (including caught stealings)**  
33 Jamey Wright, 1996-99, 2004-05
- Most Pickoffs, Season (including caught stealings)**  
8 3x, last: Jamey Wright, 1998
- Most Pickoffs, Game**  
2 14x, last: Tyler Anderson, July 24, 2018 vs. Houston

### NUMBER OF PITCHES

- Most Pitches Thrown, Career**  
19,636 Aaron Cook, 2002-11
- Most Pitches Thrown, Season**  
3,675 Darryl Kile, 1998
- Most Pitches Thrown, Game**  
153 Pedro Astacio, June 6, 1999 vs. Milwaukee

### INHERITED RUNNERS STRANDED

- Pct. Inherited Runners Stranded, Season (min. 20 IR)**  
94.3% Justin Speier, 2002

### PITCHING, ROOKIE SEASON

- Most Appearances**  
75 Javier Lopez, 2003
- Most Wins**  
16 Jason Jennings, 2002
- Lowest ERA (min. 100 IP)**  
3.28 Jhoulys Chacin, 2010
- Most Games Started**  
33 Jeff Francis, 2005
- Most Complete Games**  
4 Armando Reynoso, 1993
- Most Shutouts**  
1 5x, last: Jon Gray, Sept. 17, 2016 vs. San Diego
- Most Saves**  
11 Carlos Estévez, 2016
- Most Innings Pitched**  
189.0 Armando Reynoso, 1993
- Most Strikeouts**  
185 Jon Gray, 2016

## INDIVIDUAL FIELDING

### FIELDING PERCENTAGE

- Highest Fielding Pct. Career (min. 300 games)**  
.996 **1B:** Todd Helton, 1997-2013  
.991 **2B:** DJ LeMahieu, 2012-18  
.971 **3B:** Nolan Arenado, 2013-19  
.985 **SS:** Troy Tulowitzki, 2006-2015  
.995 **C:** Chris Iannetta, 2006-11, 2018-19  
.987 **OF:** Charlie Blackmon, 2011-19  
1.000 **P:** Kevin Ritz, 1994-98  
(most total chances, no errors, 170)
- Highest Fielding Pct., Season (qualifiers)**  
.999 **1B:** Todd Helton, 2007  
.995 **2B:** Jamey Carroll, 2006  
.987 **3B:** Vinny Castilla, 2004  
.991 **SS:** Troy Tulowitzki, 2011  
1.000 **C:** Chris Iannetta, 2008  
1.000 **OF:** Charlie Blackmon, 2020  
1.000 **P:** 21x, last: Chad Bettis, 2018

### TOTAL CHANCES

- Most Total Chances, Career**  
20,713 Todd Helton, 1997-2013
- Most Total Chances, Season**  
1,658 Andres Galarrraga, 1996
- Most Total Chances, Game**  
**1B:** 25, Todd Helton, April 17, 2008 at San Diego (22)  
**2B:** 15, 2x, last: DJ LeMahieu, June 21, 2018 vs. New York-NL  
**3B:** 11, Nolan Arenado, May 1, 2015 at San Diego  
**SS:** 17, Juan Uribe, June 30, 2003 vs. Arizona (12)  
**OF:** 10, Willy Taveras, April 17, 2008 at San Diego (22)  
**C:** 19, Tony Wolters, April 25, 2018 vs. San Diego

### PUTOUTS

- Most Putouts, Career**  
18,906 Todd Helton, 1997-2013
- Most Putouts, Season**  
1,528 Andres Galarrraga, 1996
- Most Putouts, Game**  
**1B:** 25, Todd Helton, April 17, 2008 at San Diego (22 innings)  
**2B:** 9, Kazuo Matsui, June 25, 2007 at Chicago-NL  
**3B:** 5, 3x, last: Nolan Arenado, May 25, 2015 at Cincinnati  
**SS:** 8, 2x, last: Troy Tulowitzki, April 10, 2010 vs. San Diego (14 innings)  
**OF:** 10, Willy Taveras, April 17, 2008 at San Diego (22 innings)  
**C:** 18, Yorvit Torrealba, April 17, 2008 at San Diego (22 innings)  
**P:** 4, 5x, last: Chad Bettis, June 26, 2018 at San Francisco

### ASSISTS

- Most Assists, Career**  
3,208 Troy Tulowitzki, 2006-2015
- Most Outfield Assists, Career**  
94 Larry Walker, 1995-2004
- Most Assists, Season**  
561 Troy Tulowitzki, 2007
- Most Outfield Assists, Season**  
17 Dante Bichette, 1999
- Most Assists, Game**  
**1B:** 5, Todd Helton, 5x, last: June 20, 2012 at Philadelphia  
**2B:** 12, DJ LeMahieu, August 28, 2012 vs. Los Angeles-NL  
**3B:** 9, Jeff Cirillo, July 23, 2001 vs. San Francisco  
**SS:** 12, Juan Uribe, June 30, 2003 vs. Arizona (12)  
**OF:** 2, 29x, last: Ian Desmond, Sept. 1, 2019 vs. Pittsburgh  
**C:** 5, 4x, last: Tony Wolters, March 29, 2019 at Miami  
**P:** 6, Ubaldo Jiménez, May 12, 2009 vs. Houston
- Most Outfield Assists, Inning**  
2 6x, last: Matt Holliday, April 21, 2007 vs. San Diego (6th inning)

### ERRORS

- Most Errors, Career**  
107 Vinny Castilla, 1993-99, 2004, 2006
- Most Errors, Season**  
30 Walt Weiss, 1996
- Most Errors, Game**  
3 6x, last: Daniel Murphy, June 28, 2019 vs. Los Angeles-NL

## (Franchise Record Book, continued)

- Most Errorless Games, Consecutive, Non-Pitcher**  
158 Chris Iannetta, June 23, 2007-May 22, 2009
- Most Errorless Games, Consecutive, Infielder**  
115 Todd Helton, June 15, 2007-April 28, 2008
- Most Errorless Games, Consecutive, Season**  
121 Charlie Blackmon, April 29-Sept. 16, 2015
- Most Errorless Total Chances, Consecutive**  
1,191 Todd Helton, June 14, 2007-April 28, 2008

### **CATCHER CAUGHT STEALING**

- Highest Caught Stealing Pct., Career (min. 250 games)**  
.310 Tony Wolters, 2016-20
- Highest Caught Stealing Pct., Season (min. 80 games)**  
.489 Danny Ardoin, 2005
- Most Runners Caught Stealing, Season**  
39 Henry Blanco, 1999
- Most Runners Caught Stealing, Game**  
3 7x, last: Yorvit Torrealba, April 25, 2008 at Los Angeles-NL
- Most Runners Thrown Out, Consecutive Steal Attempts**  
8 Joe Girardi, Sept. 9-18, 1993

### **OPPONENT RECORDS**

#### **INDIVIDUAL BATTING, OPPONENT**

- Most Hits, Game**  
6 3x, last: Phillip Ervin, July 13, 2019 vs. Cincinnati
- Most Home Runs, Game**  
3 18x, last: Alex Dickerson, Sept. 1, 2020 vs. San Francisco
- Most RBI, Game**  
9 Sammy Sosa, Aug. 10, 2002 vs. Chicago-NL  
James Loney, Sept. 28, 2006 vs. Los Angeles-NL
- Most Hits, Season**  
34 Joe Panik, 2017 with San Francisco
- Most Home Runs, Season**  
10 Barry Bonds, 2001 with San Francisco  
Reggie Sanders, 2001 with Arizona
- Most RBI, Season**  
29 Phil Nevin, 2001 with San Diego
- Highest Average, Season (min. 20 PA)**  
.600 Ryan Ludwick, 2008 with St. Louis (12-for-20)
- Most Hits, Career**  
225 Jeff Kent, 1993-2008
- Most Home Runs, Career**  
54 Barry Bonds, 1993-2007
- Most RBI, Career**  
154 Matt Kemp, 2006-2018
- Highest Average, Career (min. 75 PA)**  
.410 Robin Ventura (43-for-105)

#### **INDIVIDUAL PITCHING, OPPONENT**

- Most Strikeouts, Game**  
17 2x, last: Chris Sale, May 14, 2019 at Boston
- Fewest Hits Allowed, Complete Game**  
0 Clayton Kershaw, June 18, 2014 at Los Angeles-NL  
Hideo Nomo, Sept. 17, 1996 vs. Los Angeles-NL  
Al Leiter, May 11, 1996 at Florida
- Most Wins, Season**  
5 Brad Penny, 2006 with Los Angeles-NL (5-0)
- Most Wins, Career**  
24 Clayton Kershaw, 2008-2020
- Highest Win Pct., Career (min. 10 dec.)**  
.909 Adam Wainwright, 2006-2017 (10-1)
- Lowest ERA, Career (min. 100 IP)**  
2.47 Randy Johnson, 1997-2009 (211.1 IP, 58 ER)

#### **CLUB BATTING, OPPONENT**

- Most Singles, Game**  
18 2x, last: May 13, 2009 vs. Houston
- Most Doubles, Game**  
9 5x, last: Aug. 22, 2015 vs. New York-NL
- Most Triples, Game**  
5 July 13, 2019 vs. Cincinnati
- Most Home Runs, Game**  
7 3x, last: Aug. 23, 2020 at Los Angeles-NL
- Most Extra-Base Hits, Game**  
15 May 19, 1999 vs. Cincinnati
- Most Total Bases, Game**  
55 May 19, 1999 vs. Cincinnati
- Most RBI, Game**  
26 Aug. 18, 1995 vs. Chicago-NL
- Most Left on Base, Game**  
19 April 19, 2019 vs. Philadelphia
- Most Home Runs, Season, by One Opponent**  
44 Los Angeles-NL, 2019

#### **CLUB PITCHING, OPPONENT**

- Most Scoreless Innings, Consecutive, Season**  
30.0 St. Louis, Sept. 30-Oct. 3, 2010
- Most Shutouts, Consecutive**  
2 15x, last: Sept. 14-15, 2018 at San Francisco

#### **INDIVIDUAL & CLUB FIELDING, OPPONENT**

- Most Errors, Opponent, Game**  
7 May 2, 2004 vs. Atlanta
- Most Errors, Individual Opponent, Game**  
4 Mark DeRosa, May 2, 2004 vs. Atlanta

## **UBALDO'S NO-NO**

**On April 17, 2010 at Turner Field, Ubaldo Jiménez pitched the first no-hitter in Rockies history.**

- Jiménez's line: 9.0 IP, 0 H, 0 ER, 6 BB, 7 SO, 31 batters faced.
- Jiménez threw the first no-hitter in Colorado's 2,703rd game.
- Entering the game, four existing teams in MLB had not thrown a no-hitter: Colorado (est. 1993), Tampa Bay (est. 1998), San Diego (est. 1969) and New York-NL (est. 1962).
- Prior to this no-hitter, the deepest a Colorado pitcher had gone into a potential no-hitter was Jason Jennings, who went 6.2 innings without giving up a hit on Aug. 1, 2002 at Pittsburgh.
- Jiménez threw a career-high 128 pitches, one more than his previous high (127 pitches, June 12, 2009 vs. Seattle); he threw 72 strikes and his fastball averaged 96.8 mph.
- Jiménez faced 31 consecutive batters without allowing a hit.
- When he reached 83 pitches, Jiménez had thrown 42 balls and 41 strikes, but he did not walk any batters after the fifth inning.
- Jiménez was the fourth Dominican player to throw a no-hitter—entering the 2021 season, seven Dominican-born players have thrown no-hitters, the most of any nationality other than from the U.S.A.



## CYCLES

### Rockies Cycles (9)

#### Dante Bichette

June 10, 1998 vs. Texas Rangers (W, 9-8, 10 inn.) - After going hitless in his first two at-bats, Bichette doubled, homered, tripled and hit the game-winning 10th inning RBI single.

#### Neifi Perez

July 25, 1998 vs. St. Louis Cardinals (W, 5-2) - Perez doubled, tripled, singled and then homered on a 0-1 pitch in the seventh inning.

#### Todd Helton

June 19, 1999 vs. Florida Marlins (W, 10-2) - Helton cycled in only four trips to the plate; he doubled, singled, homered and tripled off the right-field wall in the seventh.

#### Mike Lansing

June 18, 2000 vs. Arizona Diamondbacks (W, 19-2) - Lansing's four-inning cycle is believed to be the fastest in Major League history: triple, home run, double, single.

#### Troy Tulowitzki

Aug. 10, 2009 vs. Chicago Cubs (W, 11-5) - Tulowitzki hit a home run, single, double and triple to become the first shortstop in MLB history to go 5-for-5 (or better) and have at least seven RBI in same game.

#### Carlos González

July 31, 2010 vs. Chicago Cubs (W, 6-5) - González hit a single, triple, double and walk-off home run to become the fourth player to complete the cycle on a walk-off home run.

#### Michael Cuddyer

Aug. 17, 2014 vs. Cincinnati Reds, Game 2 (W, 10-6) - Cuddyer hit a triple, home run, single and double to become the 30th player in MLB history with multiple cycles and the third player in MLB history with a cycle in each league, joining Bob Watson and John Olerud.

#### Nolan Arenado

June 18, 2017 (Father's Day) vs. San Francisco Giants (W, 7-5) - Arenado hit a triple, single, double and walk-off home run to become the fifth player in Major League history to complete the cycle on a walk-off home run. It was the first cycle to be completed with the batter's team trailing in Major League history.

#### Charlie Blackmon

September 30, 2018 vs. Washington Nationals (W, 12-0) - Blackmon led off the game with a triple, then hit a home run, single and double to become the first player in Major League history to cycle in the 162nd game of the season.

### Opponents Cycles (10)

#### John Mabry

May 18, 1996 vs. St. Louis Cardinals (W, 9-8) - Mabry was the 15th Cardinal to hit for the cycle and first since 1964 (Ken Boyer) to do it in natural order (single, double, triple, home run).

#### Craig Biggio

April 8, 2002 vs. Houston Astros (L, 4-8) - Biggio became the sixth player in Astros history to hit for the cycle—single, triple, home run, double—and he accomplished the feat in the Rockies' 2002 home opener.

#### Fred Lewis

May 13, 2007 vs. San Francisco Giants (L, 2-15) - Lewis hit a double, home run, triple and single to become the fourth player in Major League history to hit his first career home run as part of a cycle.

#### Pablo Sandoval

Sept. 15, 2011 vs. San Francisco Giants (L, 5-8) - Sandoval became the 25th player in Giants history to hit for the cycle and the fourth Giants third baseman to hit for cycle.

#### Scott Hairston

April 27, 2012 vs. New York Mets (W, 18-9) - This was the 10th cycle in Mets history—single, home run, triple, double—and Hairston's four hits tied his career-high.

#### Shin-Soo Choo

July 21, 2015 vs. Texas Rangers (L, 0-9) - Collecting a career-high tying four hits, Choo hit a double, home run, single and triple for the eighth cycle in Rangers franchise history.

#### Matt Kemp

Aug. 14, 2015 vs. San Diego Padres (L, 5-9) - For the first cycle in Padres history, Kemp recorded his first-ever cycle with a two-run home run in the first inning, a single in the third, a double in the seventh and triple in the ninth.

#### Wil Myers

April. 10, 2017 vs. San Diego Padres (L, 3-5) - The second cycle in Padres history and the first in MLB during the 2017 season, Myers hit a single, double, home run and triple. He had previously fallen a triple short of the cycle seven different times in his career.

#### Trea Turner

April. 25, 2017 vs. Washington Nationals (L, 12-15) - Turner hit his first career cycle and collected a career-high seven RBI in the game, hitting a single, double, home run and triple.

#### Trea Turner

July 23, 2019 vs. Washington Nationals (L, 1-11) - For the second time in three seasons, Trea Turner cycled against the Rockies, becoming the fourth player in Major League history to cycle twice against the same team. For this second cycle, Turner hit a home run, single, triple and finished with a double.

## CONSECUTIVE GAME ON-BASE STREAKS

### Overall

Gm	Batter	Dates
46	M. Cuddyer	April 23-June 30, 2013
41	T. Tulowitzki	May 26-July 20, 2015
41	T. Helton	Aug. 28, 2007-April 9, 2008
41	A. Galarraga	Sept. 17, 1996-May 10, 1997
38	D. LeMahieu	Aug. 9-Sept. 22, 2016
38	M. Holliday	July 22-Sept. 2, 2007
35	T. Helton	May 28-July 5, 2006
35	L. Walker	April 27-June 8, 2002
34	L. Walker	May 4-June 10, 1997
33	E. Young	July 1-Aug. 10, 1995

### Home

Gm	Batter	Dates
49	V. Castilla	Sept. 6, 1997-June 27, 1998
48	T. Helton	Sept. 5, 2001-June 14, 2002
47	E. Young	July 27, 1996-May 25, 1997
46	E. Young	Sept. 30, 1995-July 25, 1996
45	A. Galarraga	June 7-Sept. 12, 1996
44	C. González	May 20-Sept. 2, 2012
39	L. Walker	April 27-July 21, 2002
38	T. Helton	Aug. 20, 2007-May 6, 2008
38	J. Cirillo	April 10-July 13, 2000
37	Two Players	

### Road

Gm	Batter	Dates
37	L. Walker	April 2-June 25, 1997
34	M. Cuddyer	April 10-July 10, 2013
32	M. Holliday	July 22, 2007-April 13, 2008
27	T. Helton	June 14-Aug. 8, 2011
27	M. Holliday	June 14-Aug. 16, 2008
27	A. Galarraga	July 19 (2)-Sept. 21, 1997
23	T. Helton	June 10-Aug. 6, 2009
23	A. Galarraga	Sept. 7, 1996-May 10, 1997
23	E. Young	Aug. 16, 1995-May 6, 1996
22	Three Players	

## LONGEST HITTING STREAKS

Games	Player	Dates	Average (H-AB)
28	Nolan Arenado	April 9-May 8, 2014	.360 (40-for-111)
27	Michael Cuddyer	May 28-June 30, 2013	.372 (42-for-113)
23	Dante Bichette	May 22-June 18, 1995	.404 (40-for-99)
22	Vinny Castilla	Aug. 9-Sept. 1, 1997	.386 (32-for-83)
21	Carlos González	Sept. 23, 2015-April 16, 2016	.405 (34-for-84)
21	Troy Tulowitzki	June 15-July 9, 2015	.354 (29-for-82)
21	Larry Walker	April 25-May 19, 1999	.506 (41-for-81)
20	Larry Walker	May 4-25, 1998	.342 (27-for-79)
19	Carlos González	July 19-Aug. 13, 2016	.405 (26-for-72)
19	Eric Young	July 18-Aug. 10, 1995	.425 (32-for-75)
19	Dante Bichette	July 19-Aug. 8, 1995	.333 (26-for-78)

**(Franchise Bests, continued)**

**HOME/ROAD HITTING STREAKS**

**Home Hitting Streaks**

G	Batter	Dates
30	Larry Walker	May 18-July 21, 2002
29	Carlos González	May 20-July 31, 2012
28	Charlie Blackmon	April 18-July 3, 2019
27	Neifi Perez	April 27-June 22, 2001
27	Eric Young Sr.	June 7-July 25, 1996
25	Matt Holliday	May 16-July 6, 2007
25	Dante Bichette	April 26-June 18, 1995
22	Todd Helton	June 24-Aug. 17, 2005
22	Andres Galarraga	May 30-July 7, 1993
21	Jeff Cirillo	May 24-July 13, 2000

**Road Hitting Streaks**

G	Batter	Dates
21	Vinny Castilla	July 17-Sept. 1, 1997
19	Cory Sullivan	Sept. 14, 2005-April 27, 2006
19	Matt Holliday	Sept. 8, 2005-April 13, 2006
17	Nolan Arenado	April 2-May 8, 2014
16	Todd Helton	June 15-July 20, 2003
15	Michael Cuddyer	May 28-July 6, 2013
15	Todd Helton	Aug. 19-Sept. 16, 2006
15	Larry Walker	April 25-May 26, 1999
15	Andres Galarraga	May 21-June 21, 1997
15	Eric Young Sr.	July 1-Aug. 10, 1995

**BATTING AROUND TWICE IN THE SAME GAME (11)**

Date / Opponent	Innings
Aug. 12, 1995 at Atlanta	3rd / 8th
June 12, 1997 at Seattle	2nd / 5th
June 21, 1998 vs. Los Angeles	2nd / 6th
May 3, 2000 vs. Montreal	3rd / 4th
July 3, 2002 vs. San Francisco	2nd / 8th
Sept. 21, 2002 vs. Arizona	5th / 7th

Date / Opponent	Innings
Aug. 7, 2007 vs. Milwaukee	6th / 8th
Aug. 8, 2007 vs. Milwaukee	2nd / 4th
April 28, 2010 vs. Arizona	3rd / 4th
Sept. 2, 2016 vs. Arizona	5th / 8th
Sept. 27, 2017 vs. Miami	2nd / 6th

**STEALS OF HOME (16)**

PLAYER	DATE	INNING	OPPONENT	PITCHER / CATCHER
Charlie Hayes	June 22, 1993	6th	vs. Cincinnati	Ayala/Oliver
Dante Bichette	July 23, 1993	1st	vs. St. Louis	Watson/Pagnozzi
Andres Galarraga	June 14, 1995	2nd	vs. Cincinnati	Schourek/Berryhill
Larry Walker	June 30, 1995	1st	at Los Angeles	Candiotti/Piazza
Walt Weiss	May 5, 1996	7th	vs. Florida	Rapp/Johnson
Eric Young	June 30, 1996	3rd	vs. Los Angeles	Nomo/Piazza
Ellis Burks	July 14, 1996	5th	vs. San Diego	Valenzuela/Flaherty
Quinton McCracken	May 21, 1997	1st	at San Francisco	Rueter/Jensen
Kevin Ritz	June 5, 1997	4th	vs. San Diego	Hitchcock/Hernandez
Todd Helton	May 30, 1998	2nd	vs. Houston	Schourek/Ausmus
Tom Goodwin	June 7, 2000	1st	at Seattle	Moyer/Lampkin
Todd Helton	Sept. 24, 2000	3rd	vs. Florida	Sanchez/Castro
Greg Norton	Sept. 29, 2001	3rd	vs. Milwaukee	Haynes/Ochoa
Matt Holliday	Aug. 9, 2006	9th	at Los Angeles	Saito/Martin
Chris Nelson	Sept. 9, 2010	8th	vs. Cincinnati	Masset/Olivo
Dexter Fowler	July 21, 2011	2nd	vs. Atlanta	Hanson/McCann

**INDIVIDUAL PITCHING STREAKS**

**Consecutive Winning Starts**

7	Ubaldo Jiménez, May 15-June 17, 2010
7	Jorge De La Rosa, June 21-July 30, 2009
6	Jorge De La Rosa, Aug. 9-Sept. 4, 2013
6	Aaron Cook, April 13-May 9, 2008

**Consecutive Winning Decisions**

9	Rex Brothers, May 15, 2012-June 9, 2013
9	Ubaldo Jiménez, May 15-July 8, 2010
9	Julian Tavarez, May 16-Sept. 5, 2000
8	Kyle Freeland, Aug. 6-Sept. 28, 2018
8	Rafael Betancourt, June 6, 2010-May 2, 2015
8	Jeff Francis, June 14-Aug. 8, 2007
8	Mike Dejean, May 12, 1997-June 28, 1998

**Consecutive Losing Decisions**

12	Jose Jiménez, July 1, 2002-July 30, 2003
10	Christian Friedrich, July 17, 2012-Aug. 21, 2015
10	Shawn Chacón, June 29, 2003-June 20, 2004
10	John Thomson, Aug. 21, 1999-Aug. 8, 2001
8	Franklin Morales, Sept. 12, 2009-Aug. 4, 2011
8	Darryl Kile, May 15-July 2, 1998
8	John Thomson, Aug. 28, 1998-May 12, 1999
8	Greg Harris, June 10-Aug. 7, 1994

**(Franchise Bests, continued)**

**CONSECUTIVE SAVES**

**Saves, Consecutive Appearances**

- 10 Greg Holland, April 28-May 21, 2017
- 9 Greg Holland, April 3-21, 2017
- 9 Darren Holmes, Aug. 8-28, 1993
- 7 Huston Street, June 8-18, 2009
- 7 Jose Jiménez, Aug. 1-18, 2002
- 6 Six Players

**Save Opp., Consecutive, Converted**

- 26 Huston Street, June 8-Sept. 27, 2009
- 23 Greg Holland, April 3-June 9, 2017
- 21 Brian Fuentes, July 25, 2005-April 27, 2006
- 17 Brian Fuentes, July 7-Sept. 25, 2008
- 17 Jose Jiménez, Sept. 23, 2001-June 1, 2002
- 16 Manny Corpas, July 7-Sept. 19, 2007
- 16 Darren Holmes, June 11-Aug. 28, 1993
- 14 Huston Street, June 4-July 29, 2011
- 14 Rex Brothers, June 4-August 4, 2013

**LOW-HIT GAMES**

**Rockies**

Hits	Date	Opponent	Result	Pitchers	First hit
0	April 17, 2010	at Atlanta	W, 4-0	Jiménez	—
1	June 20, 2006	Oakland	W, 6-0	Jennings, Martin, Fuentes	J.Kendall, 1B, 1st
1	June 6, 2016	at Los Angeles-NL	W, 6-1	Chatwood, Germen	K. Kendrick, 2nd
1	July 9, 2017	Chicago-AL	W, 10-0	Freeland, Lyles	M. Cabrera, 1B, 9th
1	July 25, 2018	Houston	W, 3-2	Gray, Ottavino, Davis	J. Altuve, 2B, 4th
1	April 14, 2019	at San Francisco	W, 4-0	Márquez	E. Longoria, 1B, 8th
1	Aug. 8, 2020	at Seattle	W, 5-0	Castellani, Hoffman, Almonte, Diehl	J. Crawford, 1B, 6th
2	April 14, 1994	at Philadelphia	W, 5-0	Nied, Ruffin, Holmes	L. Dykstra, 2B, 5th
2	Sept. 22, 1995	at San Francisco	W, 6-1	Ritz, Bailey, Leskanic	M. Williams, 2B, 2nd
2	May 24, 1998	at Cincinnati	W, 3-1	Jones, McElroy, Dipoto	J. Nunnally, 2B 4th
2	Sept. 10, 1998	Florida	W, 3-1	Kile	L. Castillo, 1B, 3rd
2	May 20, 2000	at Philadelphia	W, 4-3	Jarvis, Tavarez, De Jean, Myers, Jiménez	T. Glanville, HR, 6th
2	Aug. 1, 2000	at Chicago-NL	W, 2-1	Astacio, White	E. Young, 2B, 1st
2	May 2, 2002	Pittsburgh	W, 7-2	Thomson, Mercker, Reyes	A. Rios, 1B, 7th
2	Aug. 1, 2002	at Pittsburgh	W, 3-0	Jennings, Speier, Jiménez	R. Mackowiak, 1B, 7th
2	Sept. 27, 2003	at San Diego	W, 10-2	Stark, Cook, J. Young, Tsao	S. Burroughs, 1B, 3rd
2	April 22, 2004	Los Angeles-NL	W, 7-1 (6)	Estes	P. Lo Duca, 1B, 4th
2	May 29, 2006	at San Diego	W, 5-0	Jennings	M. Bellhorn, 1B, 2nd
2	June 30, 2006	at Seattle	W, 2-0	Fogg	A. Beltre, 1B, 1st
2	July 24, 2006	St. Louis	W, 7-0	Francis	Y. Molina, 1B, 6th
2	July 26, 2008	at Cincinnati	W, 5-1	De La Rosa, Corpas, Buchholz	K. Griffey, HR, 4th
2	July 30, 2009	at Los Angeles-NL	W, 3-0	Marquis	J. Loney, 1B, 2nd
2	April 9, 2010	San Diego	W, 7-0	De La Rosa, Betancourt, Rogers	C. Headley, 1B, 4th
2	May 22, 2011	at Milwaukee	L, 3-1	Jiménez	R. Braun, 3B, 3rd
2	April 14, 2013	at San Diego	W, 2-1	De La Rosa, Lopez, Belisle, Betancourt	C. Alonso, 1B, 1st
2	April 18, 2014	Philadelphia	W, 12-1	Chatwood, Bettis, Belisle	C. Asche 1B, 5th
2	May 29, 2015	at Philadelphia	W, 4-1	Bettis, Axford	C. Asche, 1B, 8th
2	Sept. 5, 2016	San Francisco	W, 6-0	Bettis	E. Nunez, 1B, 5th
2	April 15, 2017	at San Francisco	W, 5-0	Chatwood	C. Marrero, 1B, 6th
2	Aug. 6, 2018	Pittsburgh	W, 2-0	Freeland, Oh, Davis	C. Dickerson, 1B, 1st
2	March 29, 2019	at Miami	W, 6-1	Márquez, Johnson, Dunn, Shaw	C. Granderson, HR, 4th

Record Book

**Opponents**

Hits	Date	Opponent	Result	Pitchers	First hit
0	May 11, 1996	at Florida	L, 0-11	A. Leiter	—
0	Sept. 17, 1996	Los Angeles-NL	L, 0-9	H.Nomo	—
0	June 18, 2014	at Los Angeles-NL	L, 0-8	C. Kershaw	—
1	Sept. 25, 1993	Cincinnati	L, 0-6	J. Rijo	Hayes, 2B, 2nd
1	July 9, 1994	at Florida	L, 2-4	P. Rapp, J. Johnstone, R. Nen	Kingery, HR, 7th
1	Aug. 29, 1995	at Pittsburgh	L, 0-4	P. Wagner	Galarrraga, 1B, 9th
1	Sept. 17, 1995	Florida	L, 0-17	P. Rapp	Bichette, 1B, 4th
1	July 4, 1997	at San Francisco	L, 0-4	S. Estes, R. Beck	McCracken, 1B, 1st
1	July 19, 2000	at Los Angeles-NL	L, 1-9	K. Brown, M. Fetters	Walker, 1B, 1st
1	April 5, 2002	at Los Angeles-NL	L, 1-9	A. Ashby, O. Daal	Zeile, 1B, 5th
1	June 25, 2002	at Los Angeles-NL	L, 0-4	O. Perez	Estalella, 1B, 6th
1	Aug. 18, 2003	at New York-NL	L, 0-8	S. Trachsel	Tsao, 2B, 6th
1	Sept. 14, 2003	at Arizona	L, 0-5	R. Johnson	Reyes, 1B, 5th
1	May 23, 2004	at New York-NL	L, 0-4	T. Glavine	Pellow, 2B, 8th
1	May 1, 2006	at Atlanta	L, 0-2	T. Hudson	Jennings, 1B, 3rd
1	June 24, 2007	at Toronto	L, 0-5	D. McGowan	Baker, 1B, 9th
1	July 12, 2008	at New York-NL	L, 0-3	P. Martinez, C. Muniz, A. Heilman, S. Schoeneweis, B. Wagner	Hawpe, 1B, 4th
1	Sept. 6, 2008	Houston	L, 0-2	R. Oswalt	Hawpe, 1B, 5th
1	April 13, 2009	at Chicago-NL	L, 0-4	T. Lilly, A. Guzman, A. Heilman, K. Gregg	Atkins, 1B, 7th
1	April 22, 2009	at Florida	L, 1-4	A. Sanchez	Fowler, 1B, 9th
1	Sept. 19, 2011	San Diego	L, 2-8	C. Luebke, E. Frieri	Ellis, HR, 6th
1	May 10, 2013	at St. Louis	L, 0-3	S. Miller	Young, 1B, 1st
1	Aug. 26, 2014	at San Francisco	L, 0-3	M. Bumgarner	Morneau, 2B, 8th
1	June 17, 2016	at Miami	L, 1-5	A. Conley, N. Wittgren, K. Barraclough, D. Phelps, D. McGowan	González, 2B, 6th
1	May 15, 2018	at San Diego	L, 0-4	J. Lyles, K. Yates, B. Hand	Story, 1B, 8th



**(Franchise Bests, continued)**

**COMBINED SHUTOUTS (120)**

Date	Opp.	Pitchers
April 14, 1994	at PHI	Nied, Ruffin, Holmes
May 8, 1994	at SD	Nied, M. Muñoz, S. Reed
May 15, 1994	at HOU	Reynoso, S. Reed, Ruffin
Aug. 10, 1994	ATL(6)	Ritz, S. Reed
Aug. 30, 1995	at PIT	Rekar, S. Reed
June 1, 1996	at PIT	Ritz, S. Reed, Painter, Ruffin
June 12, 1996	<b>HOU</b>	<b>Freeman, Holmes, Hawblitzel</b>
July 7, 1996	at LAD	Ritz, Leskanic, Ruffin
July 27, 1997	<b>CHC</b>	<b>Thomson, Holmes</b>
Sept. 14, 1997	at ATL	Astacio, Dipoto
April 1, 1998	at ARI	Thomson, McElroy
Sept. 12, 1998	at SD	Astacio, McElroy, Dipoto
Sept. 20, 1998	at SD (11)	Kile, Veres
May 30, 1999	at PHI	Kile, DeJean, Veres
June 24, 2000	at ARI	Yoshii, G. White, Myers, Jiménez
April 2, 2001	<b>STL</b>	<b>Hampton, Jiménez</b>
April 18, 2001	at SD	Hampton, K. Davis
April 19, 2001	at SD	Neagle, Wasdin, G. White, Jiménez
Oct. 5, 2001	at SD	Jennings, Speier, J. Powell, Jiménez
April 30, 2002	<b>PIT</b>	<b>Hampton, R. White, M. James</b>
May 1, 2002	<b>PIT</b>	<b>Neagle, Jiménez</b>
May 8, 2002	at MON	Chacón, Nichting, Mercker, R. White
July 15, 2002	at SD	Stark, Speier, T. Jones
Aug. 1, 2002	at PIT	Jennings, Speier, Jiménez
Aug. 9, 2002	<b>CHC</b>	<b>Neagle, T. Jones, Jiménez</b>
Aug. 12, 2002	at FLA	Jennings, Speier, T. Jones, Jiménez
Sept. 24, 2002	at LAD	Stark, T. Jones, Jiménez
April 20, 2003	<b>SD</b>	<b>Chacón, Fuentes, Jiménez</b>
May 18, 2003	<b>MON</b>	<b>Chacón, Fuentes, Speier, Lopez, Reed, Jiménez</b>
May 28, 2003	<b>LAD</b>	<b>Chacón, Darenbourg</b>
June 10, 2003	at MIN	Jennings, Fuentes
May 5, 2004	at MON	Kennedy, Harikkala, Fuentes, Nuñez, Chacón
June 24, 2004	at MIL	Cook, Chacón
June 10, 2005	<b>DET</b>	<b>Wright, Vitasick, Fuentes</b>
June 30, 2005	at STL	Francis, Miceli, Vitasick, Cortes
July 9, 2005	<b>SD</b>	<b>Jennings, Vitasick, Fuentes</b>
May 3, 2006	<b>CIN</b>	<b>Francis, Mesa, Fuentes</b>
June 19, 2006	<b>OAK</b>	<b>B. Kim, Ramirez, Mesa, King</b>
June 20, 2006	<b>OAK</b>	<b>Jennings, Martin, Fuentes</b>
June 25, 2006	<b>TEX</b>	<b>B. Kim, Mesa, Fuentes</b>
May 23, 2007	at ARI	Francis, Corpas, Fuentes
June 30, 2007	at HOU	Francis, Hawkins, Affeldt
Aug. 15, 2007	at SD	U. Jiménez, Hawkins, Julio, Corpas
Sept. 12, 2007	at PHI	Bautista, Redman, Morillo, Newman
Sept. 16, 2007	<b>FLA</b>	<b>Morales, Julio, Fuentes, Corpas</b>
Sept. 26, 2007	at LAD	Fogg, Affeldt, Fuentes, Corpas
June 3, 2008	at LAD	Francis, Buchholz, Fuentes
June 11, 2008	<b>SF</b>	<b>Jiménez, Buchholz, Fuentes</b>
June 14, 2008	at CHW	De La Rosa, Grilli, Buchholz, Fuentes
July 27, 2008	at CIN	Jiménez, Speier, Vizcaino, Wells
Sept. 1, 2008	<b>SF</b>	<b>De La Rosa, Corpas, Fuentes</b>
Sept. 14, 2008	<b>LAD</b>	<b>Cook, Fuentes, Corpas</b>
Sept. 17, 2008	<b>SD</b>	<b>Hernandez, Rusch, Speier, Corpas, Fuentes</b>
April 7, 2009	at ARI	Jiménez, Corpas, Street
May 29, 2009	<b>SD</b>	<b>Marquis, Street</b>
July 3, 2009	<b>ARI</b>	<b>De La Rosa, Peralta, Street</b>
July 6, 2009	<b>WSH</b>	<b>Marquis, Street</b>
Aug. 12, 2009	<b>PIT</b>	<b>Jiménez, Morales</b>
April 9, 2010	<b>SD</b>	<b>De La Rosa, Betancourt, Rogers</b>
April 22, 2010	at WSH	Jiménez, Beimel, Morales
May 8, 2010	at LAD	Chacín, Flores, Beimel
May 20, 2010	at HOU	Jiménez, Belisle, Corpas
May 22, 2010	at KC	Francis, Beimel, Belisle, Corpas
June 12, 2010	<b>HOU</b>	<b>Hammel, Corpas</b>
June 18, 2010	<b>MIL</b>	<b>Hammel, Beimel, Betancourt, Corpas</b>
July 18, 2010	at CIN	Cook, Beimel, Betancourt, Street
July 20, 2010	at FLA	Francis, Chacín, Flores
Aug. 22, 2010	at ARI	Chacín, Beimel, Street
April 5, 2011	<b>LAD</b>	<b>Chacin, Betancourt, Street</b>
June 6, 2011	at SD	Mortensen, Brothers, Belisle, Betancourt, Reynolds, Street
July 1, 2011	<b>KC</b>	<b>Nicasio, Escalona</b>
July 15, 2011	<b>MIL</b>	<b>Nicasio, Lindstrom, Street</b>
Sept. 2, 2011	at SD	Millwood, Brothers, Betancourt
June 4, 2012	at ARI	Friedrich, Belisle, Ottavino
Aug. 6, 2012	at LAD	Pomeranz, Ottavino, Belisle, Betancourt
Aug. 10, 2012	at SF	Chatwood, Ottavino, Belisle, Betancourt
Aug. 23, 2012	at NYM	Chatwood, Ottavino, Brothers, Harris, Belisle
Aug. 27, 2012	<b>LAD</b>	<b>Francis, Roenicke, Brothers, Belisle</b>
Sept. 4, 2012	at ATL	Pomeranz, Torres, Brothers, Belisle
Sept. 26, 2012	<b>CHC</b>	<b>Pomeranz, White, Scahill</b>
May 7, 2013	<b>NY</b>	<b>De La Rosa, Belisle, Brothers, Betancourt</b>
May 19, 2013	<b>SF</b>	<b>Nicasio, Belisle, Brothers, Betancourt</b>

Date	Opp.	Pitchers
May 24, 2013	at SF	Chatwood, Outman, Belisle, Lopez
July 12, 2013	at LAD	Nicasio, Brothers, Betancourt
Sept. 28, 2013	at LAD	Nicasio, Outman, Ottavino, Belisle, Bettis, Brothers
April 12, 2014	at SF	Anderson, Kahnle, Belisle, Ottavino, Brothers, Hawkins
August 30, 2014	at ARI	Matzek, Brown, Friedrich, Ottavino, Hawkins
Sept. 7, 2014	<b>SD</b>	<b>Morales, Brown, Ottavino, Friedrich</b>
April 6, 2015	at MIL	Kendrick, Betancourt, Friedrich
April 13, 2015	at SF	Butler, Brown, Friedrich, Logan, Betancourt
Aug. 30, 2015	at PIT	De La Rosa, Oberg, Friedrich, Diaz, Axford
April 17, 2016	at CHC	Chatwood, Castro, McGee
April 29, 2016	at ARI	Chatwood, Germen, Miller, Oberg
May 4, 2016	at SD	Chatwood, McGee
May 8, 2016	at SF	Butler, Logan, Estevez, Qualls, McGee
June 8, 2016	at LAD	Rusin, Qualls, Logan, Estevez, McGee
Aug. 31, 2016	<b>LAD</b>	<b>Anderson, Rusin, Logan, Estevez</b>
Sept. 28, 2016	at SF	Chatwood, Logan, Ottavino
April 23, 2017	<b>SF</b>	<b>Freeland, Oberg, Rusin</b>
May 10, 2017	<b>CHC</b>	<b>Márquez, Holland</b>
May 26, 2017	<b>STL</b>	<b>Senzatela, Lyles</b>
July 9, 2017	<b>CWS</b>	<b>Freeland, Lyles</b>
Aug. 14, 2017	<b>ATL</b>	<b>Bettis, Dunn, Holland</b>
Aug. 27, 2017	at ATL	Gray, Neshek, Dunn, McGee
Sept. 16, 2017	<b>SD</b>	<b>Anderson, Freeland, Hoffman</b>
Sept. 22, 2017	at SD	Gray, Rusin, Neshek, McGee, Holland
Sept. 26, 2017	<b>MIA</b>	<b>Anderson, Rusin, Gray</b>
Sept. 29, 2017	<b>LAD</b>	<b>Bettis, Estevez, Oberg</b>
April 17, 2018	at PIT	Bettis, Shaw, McGee, Davis
April 24, 2018	<b>SD</b>	<b>Freeland Shaw, Ponder</b>
April 27, 2018	at MIA	Anderson, Senzatela, Shaw, McGee, Ottavino, Davis
May 5, 2018	at NYM	Gettis, Ottavino, Davis
May 12, 2018	<b>MIL</b>	<b>Freeland, Shaw, Dunn, Ottavino, Davis</b>
July 4, 2018	<b>SF</b>	<b>Anderson, Davis</b>
Aug. 6, 2018	<b>PIT</b>	<b>Freeland, Oh, Davis</b>
Sept. 23, 2018	at ARI	<b>Freeland, Ottavino, Oh, Davis</b>
Sept. 26, 2018	<b>PHI</b>	<b>Márquez, Oh, Shaw</b>
Sept. 30, 2018	<b>WSH</b>	<b>Anderson, Oh, Rusin</b>
April 3, 2019	at TB	Márquez, Dunn, Oberg, Musgrave, Davis
May 21, 2019	at PIT*	Márquez, Estevez
June 24, 2019	at SF	Gray, Diaz, Oberg, Davis
Aug. 16, 2019	vs. <b>MIA</b>	<b>Gray, Oberg</b>
Aug. 8, 2020	at SEA	Castellani, Hoffman, Almonte, Diehl

**COMPLETE-GAME SHUTOUTS (32)**

Pitcher	Date	Opp.	H	BB	SO
David Nied	June 21, 1994	HOU	4	1	4
<b>Mark Thompson</b>	<b>Aug. 6, 1996</b>	<b>FLA</b>	<b>7</b>	<b>4</b>	<b>4</b>
Roger Bailey	April 16, 1997	at CHC	5	1	0
<b>Roger Bailey</b>	<b>May 4, 1997</b>	<b>PHI</b>	<b>9</b>	<b>0</b>	<b>3</b>
John Thomson	Aug. 6, 1997	at NYM	4	3	2
Darryl Kile	April 30, 1998	at NYM	4	5	8
Mark Brownson*	July 21, 1998	at HOU	4	1	7
<b>Brian Bohanon</b>	<b>Aug. 28, 1999 (2)</b>	<b>PHI</b>	<b>4</b>	<b>4</b>	<b>10</b>
Brian Bohanon	Sept. 13, 2000	at SD	9	3	3
<b>Mike Hampton</b>	<b>May 9, 2001</b>	<b>NYM</b>	<b>7</b>	<b>3</b>	<b>5</b>
Pedro Astacio	July 5, 2001	at SD	3	2	7
Jason Jennings*	Aug. 23, 2001	at NYM	5	4	8
<b>John Thomson</b>	<b>Sept. 30, 2001</b>	<b>MIL</b>	<b>5</b>	<b>3</b>	<b>9</b>
<b>Sunny Kim</b>	<b>Sept. 24, 2005</b>	<b>SF</b>	<b>3</b>	<b>1</b>	<b>3</b>
Jason Jennings	May 6, 2006	<b>HOU</b>	<b>7</b>	<b>1</b>	<b>9</b>
Jason Jennings	May 29, 2006	at SD	2	3	7
Josh Fogg	June 30, 2006	at SEA	2	1	1
<b>Jeff Francis</b>	<b>July 24, 2006</b>	<b>STL</b>	<b>2</b>	<b>0</b>	<b>8</b>
Jeff Francis	Aug. 29, 2007	at SF	6	1	3
<b>Aaron Cook</b>	<b>July 1, 2008</b>	<b>SD</b>	<b>5</b>	<b>0</b>	<b>4</b>
Aaron Cook	May 21, 2009	at ATL	4	1	3
Jason Marquis	June 30, 2009	at LAD	2	0	3
Ubaldo Jiménez	April 17, 2010	at ATL	0	6	7
Ubaldo Jiménez	May 31, 2010	at SF	4	2	9
<b>Jhoulys Chacin</b>	<b>April 15, 2011</b>	<b>CHC</b>	<b>6</b>	<b>2</b>	<b>7</b>
Ubaldo Jiménez	June 1, 2011	at LAD	4	0	7
<b>Tyler Matzek</b>	<b>Sept. 5, 2014</b>	<b>SD</b>	<b>3</b>	<b>1</b>	<b>6</b>
Chris Rusin	Aug. 16, 2015	<b>SD</b>	<b>5</b>	<b>1</b>	<b>4</b>
<b>Chad Bettis</b>	<b>Sept. 5, 2016</b>	<b>SF</b>	<b>2</b>	<b>0</b>	<b>7</b>
<b>Jon Gray</b>	<b>Sept. 17, 2016</b>	<b>SD</b>	<b>4</b>	<b>0</b>	<b>16</b>
Tyler Chatwood	April 15, 2017	at SF	2	1	4
German Márquez	April 14, 2019	at SF	1	0	9

\*Major League debut Purple Bold Indicates at Coors Field

**(Franchise Bests, continued)**

**COMPLETE GAMES (114)**

Date	Pitcher	Opp.	Result
April 15, 1993	Nied	NYM	W, 5-3
April 27, 1993	B. Henry	CHC	W, 11-2
April 30, 1993	Reynoso	at FLA	W, 6-2
May 10, 1993	Reynoso	SF	W, 7-4
May 31, 1993	Reynoso	PIT	W, 6-2
June 26, 1993	Reynoso	at SF	W, 5-1
Aug. 10, 1993	Bottenfield	at LA	W, 4-2
Aug. 12, 1993	Blair	at LYM	W, 4-1
Aug. 29, 1993	Painter	at NYM	W, 6-1
April 23, 1994	G.V. Harris	CHC	W, 8-2
May 3, 1994	Reynoso	STL	W, 10-1
June 21, 1994	Nied	HOU	W, 8-0
July 7, 1994	Nied	at FLA	W, 2-1
July 24, 1995	Rekar	at PHI	W, 11-3
May 5, 1996	Ritz	FLA	W, 5-4
May 19, 1996	M. Thompson	STL	W, 10-3
June 27, 1996	Ritz	LA	W, 13-1
Aug. 6, 1996	M. Thompson	FLA	W, 11-0
Aug. 24, 1996	M. Thompson	PIT	W, 9-3
April 16, 1997	R. Bailey	at CHC	W, 4-0
April 22, 1997	R. Bailey	FLA	W, 13-4
May 4, 1997	R. Bailey	PHI	W, 9-0
May 9, 1997	R. Bailey	at PHI	L, 1-3
June 1, 1997	Thomson	at FLA	W, 9-2
June 14, 1997	R. Bailey	at OAK	W, 7-1
June 28, 1997	Ritz	SF	W, 9-2
July 24, 1997	Jam. Wright	CHC	W, 7-1
Aug. 6, 1997	Thomson	at NYM	W, 4-0
April 30, 1998	Kile	at NYM	W, 4-0
June 4, 1998	Thomson	ARI	W, 5-2
June 12, 1998	Kile	at LA	L, 1-2
June 21, 1998	B. Jones	LA	W, 11-6
July 21, 1998	Brownson	at HOU	W, 5-0
Aug. 5, 1998	Jam. Wright	at PIT	W, 6-2
Aug. 6, 1998	Thomson	at PIT	W, 5-1
Aug. 9, 1998	Kile	NYM	W, 11-4
Sept. 10, 1998	Kile	FLA	W, 3-1
April 29, 1999	Kile	at STL	W, 6-2
May 14, 1999	Bohanon	at ARI	W, 4-1
May 16, 1999	Astacio	at ARI	W, 5-1
May 26, 1999	Astacio	at HOU	L, 2-3
June 23, 1999	Astacio	CHC	W, 10-1
July 6, 1999	Astacio	LA	W, 5-2
Aug. 5, 1999	Astacio	at CIN	W, 2-1
Aug. 20, 1999	Astacio	at CHC	W, 11-3
Aug. 28, 1999	Bohanon	PHI (2)	W, 4-0
Sept. 4, 1999	Bohanon	at NYM	L, 2-4
Sept. 19, 1999	Thomson	LA	L, 2-5(7)
Sept. 29, 1999	Astacio	at ARI	W, 4-1
May 8, 2000	Astacio	at HOU	W, 3-1
June 20, 2000	Astacio	at CIN	L, 2-3
Aug. 20, 2000	Astacio	FLA	W, 13-4
Aug. 27, 2000	Bohanon	at PIT	W, 9-2
Sept. 5, 2000	Tavarez	CHC	W, 10-2
Sept. 13, 2000	Bohanon	at SD	W, 11-0
Sept. 23, 2000	Wasdin	FLA	L, 1-3(7)
May 9, 2001	Hampton	NYM	W, 6-0

Date	Pitcher	Opp.	Result
May 18, 2001	Astacio	at FLA	L, 1-2
June 3, 2001	Astacio	SF	W, 11-2
July 5, 2001	Astacio	at SD	W, 4-0
July 17, 2001	Astacio	at OAK	L, 2-3
July 23, 2001	Hampton	SF	W, 8-2
Aug. 23, 2001	Jennings	at NYM	W, 10-0
Sept. 30, 2001	Thomson	MIL	W, 10-0
Aug. 30, 2002	Neagle	at SD	L, 0-2
April 18, 2003	Cook	SD	W, 12-1
May 21, 2003	Jennings	at LA	L, 2-3
Aug. 31, 2003	Oliver	at LA	L, 0-3
April 22, 2004	Estes	LA	W, 7-1(6)
Aug. 1, 2004	Cook	ARI	W, 10-2
Oct. 1, 2004	Kennedy	at HOU	L, 2-4
April 22, 2005	Jennings	LA	W, 9-1
Sept. 11, 2005	Cook	ARI	W, 7-2
Sept. 24, 2005	S. Kim	SF	W, 6-0
Oct. 2, 2005	Cook	at NYM	W, 11-3
May 6, 2006	Jennings	vs. HOU	W, 5-0
May 29, 2006	Jennings	at SD	W, 5-0
June 30, 2006	Fogg	at SEA	W, 2-0
July 24, 2006	Francis	vs. STL	W, 7-0
July 25, 2006	Jennings	vs. STL	L, 0-1
May 26, 2007	Cook	at SF	W, 6-1
June 10, 2007	Hirsh	at BAL	W, 6-1
July 25, 2007	Cook	vs. SD	W, 10-2
Aug. 29, 2007	Francis	at SF	W, 8-0
May 25, 2008	Cook	vs. NYM	W, 4-1
July 1, 2008	Cook	vs. SD	W, 4-0
July 22, 2008	Jiménez	vs. LAD	W, 10-1
May 22, 2009	Marquis	at ATL	W, 5-1
May 21, 2009	Cook	at LAD	W, 9-0
June 12, 2009	Jiménez	vs. SEA	W, 6-4
June 30, 2009	Marquis	at LAD	W, 3-0
July 1, 2009	Hammel	at LAD	L, 0-1
<b>*April 17, 2010</b>	<b>Jiménez</b>	<b>at ATL</b>	<b>W, 4-0</b>
April 24, 2010	Cook	vs. FLA	W, 8-1
May 31, 2010	Jiménez	at SF	W, 4-0
June 11, 2010	Jiménez	vs. TOR	W, 5-3
June 26, 2010	Cook	at LAA	L, 4-2
Sept. 1, 2010	Jiménez	at SF	L, 2-1
April 15, 2011	Chacín	vs. CHC	W, 5-0
May 18, 2011	De La Rosa	at PHI	L, 2-1
May 22, 2011	Jiménez	at MIL	L, 3-1
June 1, 2011	Jiménez	at LAD	L, 3-0
Aug. 11, 2011	Chacín	at CIN	L, 2-1
July 13, 2013	Chatwood	at LAD	L, 1-0
Sept. 5, 2014	Matzek	vs. SD	W, 3-0
May 8, 2015	Butler	vs. LAD	W, 2-1 (5.1)
Aug. 16, 2015	Rusin	vs. SD	W, 5-0
Sept. 3, 2015	Rusin	vs. SF	W, 11-3
Sept. 16, 2015	De La Rosa	at LAD	L, 0-2
Sept. 5, 2016	Bettis	vs. SD	W, 6-0
Sept. 17, 2016	Gray	vs. SF	W, 8-0
April 15, 2017	Chatwood	at SF	W, 5-0
April 14, 2019	Márquez	at SF	W, 4-0
Sept. 15, 2020	Senzatela	vs. OAK	W, 3-1

\*Purple Bold indicates No-Hitter

**NINE-INNING INCOMPLETE GAMES (6)**

Pitcher	Date	Opp.	IP	H	R	ER	BB	SO	Result
Willie Blair	May 18, 1993	at San Diego	9.0	7	1	1	1	8	Colorado won, 2-1, in 11 innings
Pedro Astacio	June 14, 1998	at Los Angeles	9.0	3	1	1	1	6	Colorado won, 3-2, in 12 innings
Darryl Kile	Sept. 20, 1998	at San Diego	10.0	3	0	0	2	7	Colorado won, 1-0, in 11 innings
Pedro Astacio	Aug. 10, 1999	at Milwaukee	9.0	2	1	0	1	9	Colorado lost, 2-1, in 10 innings
Pedro Astacio	June 3, 2000	at Milwaukee	9.0	5	1	0	3	7	Colorado lost, 2-1, in 12 innings
Aaron Cook	April 8, 2007	at San Diego	9.0	5	1	1	0	4	Colorado lost, 2-1 in 10 innings

Record Book

**TOP STRIKEOUT PERFORMANCES**

**Rockies**

SO	Pitcher	Date	Opponent
16	Jon Gray	Sept. 17, 2016	San Diego
14	Darryl Kile	Aug. 20, 1998	at Montreal
13	Germán Márquez	Aug. 30, 2018	at San Diego
13	Ubaldo Jiménez	May 3, 2010	at San Diego
13	Shawn Chacón	June 7, 2001	Houston
12	Jon Gray	June 22, 2018	Miami
12	Jon Gray	June 5, 2016	at San Diego
12	Jhoulvis Chacín	June 27, 2010	at Los Angeles-AL
12	Jorge De La Rosa	May 9, 2009	Florida
12	John Thomson	Oct. 7, 2001	at San Diego
12	Pedro Astacio	Aug. 1, 2000	at Chicago-NL
12	Darryl Kile	Aug. 30, 1998	Chicago-NL
12	Pedro Astacio	Sept. 14, 1997	at Atlanta

**Opponents**

SO	Pitcher	Date	Opponent
17	Randy Johnson	April 21, 2002	at Arizona
17	Chris Sale	May 14, 2019	at Boston
16	Walker Buehler	June 21, 2019	at Los Angeles-NL
15	Clayton Kershaw	June 18, 2014	at Los Angeles-NL
14	Terry Mulholland	June 4, 1993	at Philadelphia
14	Randy Johnson	April 13, 2001	Arizona
14	Randy Johnson	July 25, 2004	at Arizona
14	A.J. Burnett	Aug. 29, 2004	at Florida
14	Jon Lester	July 29, 2015	at Chicago-NL

**Strikeouts By Reliever**

SO	Pitcher	Date	Opponent
9	Bruce Ruffin	Sept. 14, 1993(1)	Houston
8	Chi Chi González	Sept. 21, 2019	at Los Angeles-NL
7	Allan Simpson	Aug. 8, 2004	Cincinnati
6	12 times		

**Strikeouts, Consecutive Starts**

SO	Pitcher	Date	Opponent
26	Jon Gray	Sept. 17-23, 2016	SD, at LAD
24	Germán Márquez	Aug. 30-Sept. 4, 2018	at SD, SF
22	Darryl Kile	Aug. 15-20, 1998	PHI, at MON
22	Jorge De La Rosa	May 9-15, 2009	FLA, at PIT
21	John Thomson	Sept. 30-Oct. 7, 2001	MIL, at SD
21	Pedro Astacio	May 8-13, 2000	at HOU, SF
21	Pedro Astacio	May 13-19, 2000	SF, at PHI
21	Pedro Astacio	May 19-24, 2000	at PHI, CHC
21	Pedro Astacio	April 30-May 5, 1999	at PIT, at CHC
21	Pedro Astacio	Sept. 14-19, 1997	at ATL, at LAD

**DOUBLEHEADERS (53-59)**

(Date, Opponent, Result)

- \***Aug. 6, 1993** at San Diego 0-2 (L 3-6, L 2-6)
- \***Aug. 21, 1993** vs. New York-NL 2-0 (W 4-3, W 8-6)
- \***Sept. 14, 1993** vs. Houston 2-0 (W 9-4, W 6-5+)
- \***June 28, 1994** vs. San Diego 1-1 (W 10-9, L 3-11+)
- \***July 4, 1994** at Chicago-NL 1-1 (L 3-4, W 4-2+)
- July 23, 1996** vs. New York-NL 2-0 (W 10-7, W 11-10)
- \***Aug. 17, 1996** at Cincinnati 0-2 (L 3-5, L 5-9)
- June 8, 1997** vs. Florida 1-1 (W 7-2, L 1-9)
- \***July 19, 1997** at Chicago-NL 0-2 (L 0-7, L 5-6)
- Aug. 25, 1997** vs. Cincinnati 0-2 (L 6-7, L 4-6)
- Sept. 6, 1997** vs. St. Louis 1-1 (L 7-10+, W 7-6)
- April 19, 1998** vs. Atlanta 1-1 (L 3-5, W 10-7)
- July 23, 1998** vs. Cincinnati 2-0 (W 6-4, W 6-4)
- \***Aug. 18, 1998** at New York-NL 0-2 (L 2-6, L 3-6)
- July 3, 1999** vs. San Diego 2-0 (W 12-10, W 8-6)
- July 22, 1999** at Los Angeles 2-0 (W 4-1, W 12-11)
- Aug. 13, 1999** vs. Montreal 0-2 (L 13-14+, L 6-8)
- Aug. 15, 1999** vs. Montreal 2-0 (W 8-2, W 12-4)
- Aug. 28, 1999** vs. Philadelphia 2-0 (W 11-6, W 4-0)
- April 16, 2000** vs. St. Louis 1-1 (L 3-9, W 14-13)
- July 4, 2000** at San Fran. 0-2 (L 1-4, L 0-3)
- July 17, 2000** vs. Oakland 1-1 (L 10-11, W 10-9+)
- \***Aug. 15, 2000** at New York-NL 0-2 (L 5-7, L 3-4)
- June 14, 2001** vs. Seattle 1-1 (W 8-2, L 1-5)
- \***May 8, 2003** at Atlanta 0-2 (L 6-12, L 2-5)
- June 7, 2003** vs. Kansas City 0-2 (L 11-13, L 5-9)
- May 1, 2004** vs. Atlanta 1-1 (W 3-2, L 7-11)
- \***May 13, 2004** vs. Pittsburgh 1-1 (W 7-5, L 2-11)
- Aug. 19, 2004** vs. New York-NL 0-2 (L 3-10, L 2-4)
- \***Sept. 23, 2004** vs. Arizona 2-0 (W 7-1, W 2-1+)
- \***Aug. 8, 2005** vs. Florida 2-0 (W 4-3+, W 5-3)
- Sept. 18, 2007** vs. Los Angeles-NL 2-0 (W 3-1, W 9-8)
- \***Aug. 7, 2008** vs. Washington 0-2 (L 3-6, L 3-6)
- July 30, 2009** at New York-NL 1-1 (L 0-7, W 4-2)
- \***Aug. 16, 2009** at Florida 1-1 (L 3-10, W 7-3)
- \***April 24, 2010** vs. Florida 1-1 (L 1-4, W 8-1)
- May 15, 2010** vs. Washington 2-0 (W 6-2, W 4-3)
- \***April 14, 2011** at New York-NL 2-0 (W 6-5, W 9-4)
- May 24, 2011** vs. Arizona 1-1 (W 12-4, L 2-5)
- \***April 25, 2012** vs. Pittsburgh 1-1 (W 2-1, L 1-5)
- May 28, 2012** vs. Houston 2-0 (W 9-7, W 7-6+)
- Sept. 9, 2012** at Philadelphia 0-2 (L 2-3, L 4-7)
- April 16, 2013** vs. New York-NL 2-0 (W 8-4, W 9-8+)
- April 23, 2013** vs. Atlanta 0-2 (L 3-4, L 2-10)
- Aug. 17, 2014** vs. Cincinnati 2-0 (W 10-9, W 10-5)
- \***May 6, 2015** vs. Arizona 0-2 (L 7-13, L 1-5)
- May 23, 2015** vs. San Francisco 1-1 (L 8-10, W 5-3)
- June 2, 2015** vs. Los Angeles-NL 1-1 (W 6-3, L 8-9)
- Sept. 1, 2015** vs. Arizona 0-2 (L 4-6, L 3-5)
- Aug. 31, 2016** vs. Los Angeles-NL 1-1 (W 7-0, L 8-10)
- \***May 9, 2017** vs. Chicago-NL 1-1 (W 10-4, L 1-8)
- May 18, 2017** at Minnesota 1-1 (W 5-1, L 0-2)
- July 30, 2017** at Washington 1-1 (W 10-6, L 1-3)
- July 15, 2019** vs. San Francisco 0-2 (L 2-19, L 1-2)
- July 24, 2019** at Washington 0-2 (L 2-3, L 0-2)
- \***Sept. 25, 2020** at Arizona 0-2 (L 0-4, L 5-11)

\* – Traditional doubleheader. All others are split doubleheaders  
 + – extra innings

# Franchise Superlatives

## LONGEST WINNING & LOSING STREAKS

### Longest Winning Streaks

Games	Dates
11	June 4-14, 2009
11	Sept. 16-27, 2007
10	Sept. 3-12, 2010
9	Aug. 26-Sept. 5, 1997
8	May 26-June 2, 2019
8	Sept. 21-28, 2018
8	April 12-20, 2013
8	Sept. 4-11, 2009
8	Sept. 8-15, 1996
8	July 7-17, 1996
7	July 11-21, 2018
7	June 3-10, 2017
7	April 9-15, 2011
7	May 22-29, 2007
7	Sept. 6-12, 1998
7	April 3-12, 1997
7	May 14-22, 1996

### Longest Losing Streaks

Games	Dates
13	July 25-Aug. 6, 1993(2)
11	April 28-May 13, 2015
11	July 4-17, 2000
10	April 24-May 7, 2005
9	Aug. 27-Sept. 4, 2019
9	Sept. 15-23, 2012
9	Sept. 15-23, 2011
9	Aug. 24-Sept. 1, 2002
9	June 24-July 2, 1999

## LONGEST & SHORTEST GAMES

### Longest Game, Nine Innings

Time	Date	Opponent	Score
4:30*	June 25, 2016	Arizona	L, 9-10
4:20	June 30, 1996	Los Angeles	W, 16-15
4:19	April 16, 2000 (2)	St. Louis	W, 14-13
4:19	June 15, 2017	at Los Angeles-NL	L, 6-12
4:12	June 28, 2000	San Francisco	W, 17-13
4:08	Sept. 29, 2001	Milwaukee	W, 14-12
4:06	Sept. 2, 2019	at Los Angeles-NL	L, 9-16
4:03	June 19, 2002	New York-AL	L, 10-20

\*National League record

### Longest Game, Extra-innings

Time	Inn	Date	Opponent	Score
6:27	16	July 29, 2014	at Chicago-NL	L, 3-4
6:16	22	April 17, 2008	at San Diego	W, 2-1
5:35	18	April 12, 2019	at San Francisco	L, 2-3
5:31	16	Sept. 24, 2019	at San Francisco	W, 8-5
5:24	15	July 4, 2010	San Francisco	W, 4-3
5:23	16	Sept. 15, 2015	at Los Angeles-NL	W, 5-4
5:21	18	Aug. 15, 2006	Arizona	L, 1-2
5:11	14	April 8, 2011	at Pittsburgh	L, 3-4
5:09	15	Sept. 19, 2013	St. Louis	W, 7-6

### Most Innings, Game

Inn	Date	Opponent	Score
22	April 17, 2008	at San Diego	W, 2-1
18	April 12, 2019	at San Francisco	L, 2-3
18	Aug. 15, 2006	Arizona	L, 1-2
16	Sept. 24, 2019	at San Francisco	W, 8-5
16	Sept. 15, 2015	at Los Angeles-NL	W, 5-4
16	July 29, 2014	at Chicago-NL	L, 3-4
16	Sept. 16, 2006	at Arizona	L, 6-7
15	Sept. 19, 2013	St. Louis	W, 7-6
15	July 4, 2010	San Francisco	W, 4-3
15	July 4, 1994 (2)	at Chicago-NL	W, 4-2

### Shortest Games, Overall

Time	Date	Opponent	Score
1:41 (6)	May 8, 2015	Los Angeles-NL	L, 1-2
1:41 (7)	May 23, 1998	at Cincinnati	L, 1-4
1:51 (7)	Sept. 23, 2000	Florida	L, 1-3
1:52	June 30, 2006	at Seattle	W, 2-0
1:53 (6)	April 22, 2004	Los Angeles-NL	W, 7-1
1:55 (6)	June 11, 2010	Toronto	W, 5-3
1:55	June 25, 2002	at Los Angeles-NL	L, 0-4
1:55	June 24, 1995	at San Diego	L, 0-2
1:56	May 20, 2004	at Cincinnati	L, 1-3
1:56	Aug. 11, 1995	at Atlanta	L, 3-5
1:58 (7)	Aug. 1, 2001	Philadelphia	L, 1-8
1:58	July 1, 2008	San Diego	W, 4-0
1:59	June 27, 1993	at San Francisco	L, 0-5
1:59	Sept. 25, 1993	Cincinnati	W, 6-0
1:59 (6)	Aug. 10, 1994	Atlanta	W, 1-0

### Shortest Games, Coors Field

Time	Date	Opponent	Score
1:41 (6)	May 8, 2015	Los Angeles-NL	L, 1-2
1:51 (7)	Sept. 23, 2000	Florida	L, 1-3
1:53 (6)	April 22, 2004	Los Angeles-NL	W, 7-1
1:55 (6)	June 11, 2010	Toronto	W, 5-3
1:58	July 1, 2008	San Diego	W, 4-0
1:58 (7)	Aug. 1, 2001	Philadelphia	L, 1-8
2:02 (6)	Sept. 19, 1999	Los Angeles-NL	L, 2-5
2:04 (6)	June 8, 2014	Los Angeles-NL	L, 6-1
2:05	April 7, 2008	Atlanta	W, 2-1
2:06 (7)	Aug. 26, 1996	Cincinnati	W, 9-5
2:06	July 31, 2006	Milwaukee	W, 4-2

(7)—Rain-shortened, seven innings (6)—Rain-shortened, six innings

### HOMESTANDS & ROAD TRIPS

#### Best Homestands

(min. two opponents)

Dates	Opponents	W	L	Pct.
July 11-17, 1996	SD, SF	7	0	1.000
April 26-May 2, 2002	PHI, PIT	6	0	1.000
May 24-June 2, 2019	BAL, ARI, TOR	9	1	.900
Sept. 1-10, 2009	NYM, ARI, CIN	9	1	.900
June 12-21, 2009	SEA, TB, PIT	8	1	.889
Sept. 15-21, 2014	LAD, ARI	6	1	.857
July 17-23, 2008	PIT, LAD	6	1	.857
May 23-29, 2003	SF, LAD	6	1	.857
Sept. 4-10, 1998	SD, FLA	6	1	.857
July 3-9, 1995	HOU, MON	6	1	.857
July 10-15, 2018	ARI, SEA	5	1	.833
July 17-23, 2017	SD, PIT	5	1	.833
June 9-15, 2016	PIT, SD, NYY	5	1	.833
May 1-6, 2014	NYM, TEX	5	1	.833
July 2-8, 2007	NYM, PHI	5	1	.833
June 15-21, 2007	TB, NYY	5	1	.833
April 4-10, 2003	ARI, STL	5	1	.833
June 2-7, 1995	PIT, STL	5	1	.833
July 24-29, 2018	HOU, OAK	4	1	.800
May 3-7, 2006	CIN, HOU	4	1	.800
Sept. 6-15, 2010	CIN, ARI, SD	8	2	.800
July 1-11, 2010	SF, STL, SD	8	2	.800

#### Best Road Trips

(min. two opponents)

Dates	Opponents	W	L	Pct.
Sept. 21-27, 2007	SD, LAD	6	0	1.000
April 7-14, 2011	PIT, NYM	7	1	.875
Aug. 25-30, 2000	PIT, PHI	5	1	.833
April 7-13, 2006	SD, ARI	5	1	.833
May 21-27, 2007	ARI, SF	5	1	.833
Aug. 15-21, 2008	WSH, LAD	5	1	.833
Aug. 14-19, 2018	HOU, ATL	5	1	.833
April 19-23, 1996	NYM, CHC	4	1	.800
July 21-25, 2004	LAD, ARI	4	1	.800
July 24-29, 2020	TEX, OAK	4	1	.800

#### Worst Homestands

(min. two opponents)

Dates	Opponents	W	L	Pct.
Sept. 15-21, 2011	SF, SD	0	7	.000
June 8-14, 2012	LAA, OAK	0	6	.000
April 5-9, 2019	LAD, ATL	0	5	.000
May 6-13, 1993	ATL, SF	1	7	.125
Aug. 26-31, 2019	ATL, BOS, PIT	1	6	.143
Sept. 14-20, 2012	SD, SF	1	6	.143
July 23-29, 1999	STL, HOU	1	6	.143
Sept. 4-8, 2019	LAD, SD	1	5	.167
April 22-27, 2016	LAD, PIT	1	5	.167
June 20-25, 2014	MIL, STL	1	5	.167
May 28-June 2, 1993	PHI, PIT	1	5	.167

#### Worst Road Trips

(min. two opponents)

Dates	Opponents	W	L	Pct.
June 25-July 1, 1999	SD, SF	0	7	.000
Sept. 8-14, 2014	NYM, STL	0	6	.000
June 23-29, 2008	KC, DET	0	6	.000
Aug. 18-24, 2006	NYM, MIL	0	6	.000
April 8-13, 2005	SF, ARI	0	6	.000
June 8-13, 2004	NYM, TB	0	6	.000
Aug. 29-Sept. 3, 2003	LA, SF	0	5	.000
July 2-6, 1997	TEX, SF	0	5	.000
July 29-August 8, 2013	ATL, PIT, NYM	1	9	.100
June 22-July 1, 2007	TOR, CHC, HOU	1	9	.100
June 23-July 2, 2017	LAD, SF, ARI	1	8	.111
June 14-22, 2005	CLE, BAL, HOU	1	8	.111
April 29-May 8, 2005	LA, SD, FLA	1	8	.111
July 12-19, 2001	TEX, OAK, SF	1	7	.125
May 6-14, 1996	ATL, FLA, CIN	1	7	.125

### GAME 163, 2007

On Oct. 1, 2007, the Rockies vs. San Diego Padres matchup at Coors Field marked the seventh one-game playoff in Major League history. In the tiebreaker, Colorado took its first lead of the game into the sixth inning, battling back from a 5-3 deficit heading into the third inning. With the Rockies leading 6-5 with two outs in the eighth inning, Matt Holliday's miscue in left field allowed the Padres to score the tying run, pushing the game into extra innings. It stayed knotted at six until San Diego broke the tie with a Scott Hairston two-run home run off Jorge Julio in the 13th inning. With an 8-6 lead, the Padres called on Trevor Hoffman to try and seal a victory for San Diego. With their backs against the wall and the Rockies' season on the line, Kazuo Matsui led off the bottom half of the frame with a double and then scored on Troy Tulowitzki's double to bring the Rockies within a run. Holliday followed with a first-pitch triple, scoring Tulowitzki to tie the game at eight. The Padres chose to intentionally walk Todd Helton in order to face Jamey Carroll with Holliday and the winning run on third. Carroll hit the first pitch he saw from Hoffman to right field, where Brian Giles caught the ball and threw home to try and cut down Holliday. Holliday tagged from third and, diving head first into home plate, decisively beat Giles' throw to win the game, 9-8 in 13 innings, sending them to the postseason.



# Home Run History

## 30-HOME RUN SEASONS (43)

No.	Player	Year	No.	Player	Year	No.	Player	Year
49	Todd Helton	2001	38	Larry Walker	2001	33	Todd Helton	2003
49	Larry Walker	1997	37	Trevor Story	2018	33	Vinny Castilla	1999
47	Andres Galarraga	1996	37	Nolan Arenado	2017	32	Charlie Blackmon	2019
46	Vinny Castilla	1998	37	Charlie Blackmon	2017	32	Troy Tulowitzki	2009
42	Nolan Arenado	2015	37	Jeromy Burnitz	2004	32	Todd Helton	2004
42	Todd Helton	2000	37	Larry Walker	1999	32	Ellis Burks	1997
41	Nolan Arenado	2019	36	Matt Holliday	2007	32	Vinny Castilla	1995
41	Nolan Arenado	2016	36	Preston Wilson	2003	31	Dante Bichette	1996
41	Andres Galarraga	1997	36	Larry Walker	1995	31	Andres Galarraga	1995
40	Carlos González	2015	35	Trevor Story	2019	31	Andres Galarraga	1994
40	Vinny Castilla	1997	35	Vinny Castilla	2004	30	Mark Reynolds	2017
40	Dante Bichette	1995	35	Todd Helton	1999	30	Troy Tulowitzki	2011
40	Ellis Burks	1996	34	Carlos González	2010	30	Todd Helton	2002
40	Vinny Castilla	1996	34	Matt Holliday	2006			
38	Nolan Arenado	2018	34	Dante Bichette	1999			

## GAMES WITH THREE HOME RUNS

### Rockies (17)

Date	Player	Opponent
Sept. 5, 2018	Trevor Story	San Francisco
July 19, 2017	Nolan Arenado	San Diego
Aug. 12, 2016	Charlie Blackmon	at Philadelphia
June 5, 2013	Carlos González	at Cincinnati
May 30, 2012	Carlos González	Houston
May 19, 2011	Jason Giambi	at Philadelphia
June 25, 2004 (10)	Larry Walker	at Cleveland
May 29, 2003	Todd Helton	Los Angeles
Aug. 17, 2001	Jose Ortiz	Florida
April 15, 2001	Todd Hollandsworth	Arizona
June 28, 2000	Jeff Cirillo	San Francisco
May 1, 2000	Todd Helton	Montreal
June 5, 1999	Vinny Castilla	Milwaukee
April 28, 1999	Larry Walker	at St. Louis
Sept. 22, 1998	Mike Lansing	Arizona
April 5, 1997	Larry Walker	at Montreal
June 25, 1995	Andres Galarraga	at San Diego

### Opponents (18)

Date	Player	Team
Sept. 1, 2020	Alex Dickerson	San Francisco
June 14, 2019	Hunter Renfroe	San Diego
April 3, 2018	Christian Villanueva	at San Diego
April 26, 2016	Andrew McCutchen	Pittsburgh
Aug. 21, 2015	Yoenis Céspedes	New York-NL
May 12, 2011	Carlos Beltran	New York-NL
June 24, 2010	Dustin Pedoria	Boston
Sept. 6, 2009	Chris Young	Arizona
Sept. 16, 2003	Richard Hidalgo	Houston
July 7, 2003	Shea Hillenbrand	at Arizona
Aug. 27, 2002	Barry Bonds	San Francisco
Aug. 10, 2002	Sammy Sosa	Chicago-NL
Oct. 6, 2001	Phil Nevin	at San Diego
Sept. 9, 2001	Barry Bonds	San Francisco
Aug. 9, 2001	Sammy Sosa	at Chicago-NL
May 19, 1999	Jeffrey Hammonds	Cincinnati
June 29, 1996	Mike Piazza	Los Angeles-NL
Aug. 15, 1995	Reggie Sanders	at Cincinnati

## INNINGS WITH THREE OR MORE HOME RUNS (31)

No.	Date, Opp.	Inn.	Batters	No.	Date, Opp.	Inn.	Batters
4	6/6/99 vs. MIL	7	Blanco, Perez, Bichette, Echevarria	3	7/31/99 at STL	3	Helton, Bichette, Castilla
3	9/26/18 vs. PHI	5	Dahl, Story, Desmond	3	4/25/99 at SF	7	Lansing, Echevarria, Hamilton
3	6/19/18 vs. NYM	3	Arenado, Story, Desmond	3	6/7/97 vs. FLA	1	Walker, Galarraga, Bichette
3	7/23/17 vs. PIT	6	Story, Valaika, Reynolds	3	5/29/97 at FLA	6	Walker, Galarraga, Bichette
3	7/19/17 vs. SD	4	Arenado, Story, Blackmon	3	4/5/97 at MON	7	Burks, Walker, Castilla
3	6/20/16 at MIA	2	Story, Reynolds, Hundley	3	9/2/96 at PIT	3	Castilla, Ritz, Weiss
3	4/5/16 at ARI	4	Story, Hundley, LeMahieu	3	7/23/96 (2) vs. NYM	1	Bichette, Galarraga, Castilla
3	9/25/15 vs. LAD	4	Blackmon, González, Dickerson	3	6/14/96 vs. PHI	1	Burks, Vander Wal, Castilla
3	7/26/15 vs. CIN	3	Arenado, Paulsen, González	3	5/4/96 vs. FLA	1	E. Young, Burks, Galarraga
3	5/27/10 vs. ARI	7	Smith, González, Spilborghs	3	8/1/95 vs. LA	4	Kingery, Bichette, Galarraga
3	4/27/04 vs. FLA	4	Burnitz, Johnson, Holliday	3	7/23/95 vs. NYM	1	Bichette, Castilla, Burks
3	9/28/03 at SD	7	Johnson, Norton, Payton	3	7/7/95 vs. MON	2	Walker, Galarraga, Castilla
3	6/22/02 vs. TB	5	Butler, Walker, Helton	3	5/6/95 vs. LAD	7	Bichette, Mejia, Kingery
3	6/8/01 vs. STL	8	Helton, Gant, Norton	3	6/10/94 at CIN	8	Bichette, Vander Wal, Castilla
3	5/10/01 vs. NYM	6	Perez, Gant, Helton	3	5/3/94 vs. STL	8	Bichette, Burks, Mejia
3	9/1/99 vs. PIT	6	Helton, Barry, Perez				

## TOP TEAM HOME RUN GAMES

### Rockies

No.	Date, Opp.
7	May 31, 2016 vs. Cincinnati
7	April 5, 1997 at Montreal
6	June 5, 2013 at Cincinnati
6	July 4, 2008 vs. Miami
6	Sept. 17, 1999 vs. Los Angeles-NL
6	Aug 14, 1999 vs. Montreal
6	June 9, 1999 vs. Seattle

### Opponents

No.	Date, Opp.
7	Aug 23, 2020 at Los Angeles-NL
7	Sept. 2, 2019 at Los Angeles-NL
7	July 2, 2002 vs. San Francisco
6	April 23, 2014 vs. San Francisco
6	April 8, 2014 vs. Chicago-AL
6	Sept. 18, 2011 vs. San Francisco
6	Aug. 22, 2007 vs. Pittsburgh
6	Oct. 2, 2004 at Houston
6	Aug. 11, 2004 at Philadelphia
6	Sept. 16, 2003 vs. Houston
6	Aug. 21, 2002 vs. Montreal
6	Aug. 10, 2002 vs. Chicago-NL
6	June 12, 2001 vs. Seattle
6	June 14, 2000 vs. Houston
6	May 19, 1999 vs. Cincinnati
6	Sept. 26, 1997 vs. Los Angeles-NL
6	June 30, 1996 vs. Los Angeles-NL
6	June 29, 1996 vs. Los Angeles-NL
6	May 30, 1993 vs. Philadelphia

(Home Run History, continued)

**PINCH-HIT HOME RUNS (172)**

Player	Date	Inn.	On	Opp.	Pitcher
Jim Tatum	5/4/93	8	3	at CHC	Dan Plesac
Daryl Boston	9/1/93	8	0	MON	Dennis Martinez
Jay Gainer	9/20/93	4	3	SD	Doug Brocail
Jay Gainer	9/28/93	9	0	at SF	Rod Beck
Howard Johnson	5/9/94	7	0	at SF	Rich Monteleone
John Vander Wal	5/25/94	5	1	CIN	Jose Rijo
Howard Johnson	6/25/94	7	1	SD	Salomon Torres
Howard Johnson	6/28/94(1)	4	3	SF	Mike Campbell
Dante Bichette	7/2/94	7	2	at STL	Rich Rodriguez
Howard Johnson	7/5/94	7	2	at CHC	Chuck Crim
John Vander Wal	5/6/95	6	2	LAD	Todd Williams
Mike Kingery	5/6/95	7	0	LAD	Antonio Osuna
John Vander Wal	5/21/95	9	0	at CIN	Pete Smith
Ellis Burks^	6/2/95	9	2	PIT	Dan Miceli
John Vander Wal	7/9/95	7	0	MON	Greg Harris
Dante Bichette	7/26/95	8	1	at HOU	Dave Veres
Joe Girardi	8/6/95	9	0	SD	Trevor Hoffman
Larry Walker	8/24/95	7	2	PIT	Jason Christiansen
John Vander Wal	9/21/95	7	0	at SF	Sergio Valdez
Mike Kingery	9/29/95	7	0	SF	Mark Leiter
Harvey Pulliam	9/30/95	8	0	SF	Pat Gomez
John Vander Wal^	5/18/96	9	2	STL	Dennis Eckersley
John Vander Wal	6/30/96	8	1	LAD	Al Osuna
John Vander Wal	9/16/96	9	1	LAD	Todd Worrell
Harvey Pulliam	6/29/97	8	0	SF	R. Rodriguez
Todd Helton	8/25/97(2)	9	0	CIN	Jeff Shaw
Harvey Pulliam	9/10/97	7	0	HOU	Mike Magnante
John Vander Wal	9/14/97	9	2	at ATL	John Smoltz
John Vander Wal	4/20/98	7	2	ATL	Greg Maddux
Larry Walker	5/6/98	6	3	at PHI	Jerry Spradlin
John Vander Wal	6/25/98	6	2	HOU	Scott Elarton
Jeff Reed	7/27/98	9	0	OAK	Bill Taylor
John Vander Wal	7/5/98	9	0	at SD	Andy Ashby
Terry Shumpert	8/4/98	5	0	at PIT	Chris Peters
Jeff Reed	8/16/98	8	3	PHI	Ricky Botalico
Kurt Abbott	9/9/98	8	1	FLA	Justin Speier
Kurt Abbott	9/14/98	9	0	LAD	Carlos Perez
Angel Echevarria	4/25/99	7	0	at SF	Alan Embree
Angel Echevarria	5/1/99	6	0	at PIT	Todd Ritchie
Angel Echevarria	5/4/99	7	2	at CHC	Felix Heredia
Jeff Barry	7/2/99	8	0	SD	Sterling Hitchcock
Kurt Abbott	9/12/99	6	2	MIL	Hector Ramirez
Larry Walker	7/17/99	9	1	at CIN	Scott Williamson
J.R. Phillips	9/11/99	8	0	MIL	Rocky Coppinger
J.R. Phillips	9/26/99	8	1	at FLA	BrandonLooper
Angel Echevarria	10/1/99	9	1	SF	Russ Ortiz
Jeff Manto	4/9/00	8	2	at FLA	BrandonLooper
Bubba Carpenter	5/16/00	11	0	at NY	Turk Wendell
Darren Bragg	6/26/00	7	2	SF	John Johnstone
Terry Shumpert	8/6/00	7	2	PHI	Bruce Chen
T. Hollandsworth	8/18/00	8	0	FLA	Dan Miceli
Brooks Kieschnick	6/7/01	8	0	HOU	Shane Reynolds
Greg Norton	6/8/01	8	1	STL	Alan Benes
Terry Shumpert	6/27/01	8	0	SD	Tom Davey
Greg Norton	7/7/01	7	0	ANA	Shigetoshi Hasegawa
Greg Norton	8/5/01	8	0	PIT	Omar Olivares
Greg Norton	5/13/02	6	3	FLA	Gary Knotts
Terry Shumpert	5/15/02	7	0	FLA	A.J. Burnett
Greg Norton	5/24/02	8	1	SF	Francisco Rodriguez
Ross Gload	9/18/02	7	0	STL	Gabe Molina
Ben Petrick	9/19/02	7	1	STL	Jeff Fassero
Greg Norton	6/20/03	9	1	DET	Franklyn Germán
Chris Stynes	6/30/03	12	2	ARI	Jose Valverde
Greg Norton	7/4/03	8	0	at MIL	Leo Estrella
Greg Norton	8/12/03	11	2	at MON	Rocky Biddle
Greg Norton	9/28/03	7	0	at SD	Jay Vitasick
Luis González C.	4/21/04	6	0	LAD	Hideo Nomo
C. Johnson	5/17/04	7	1	PHI	Rheal Cormier
Mark Sweeney	7/9/04	9	1	at SD	Trevor Hoffman
Mark Sweeney	8/4/04	7	1	CHC	Kyle Farnsworth
Todd Greene	8/6/04	8	0	CIN	Phil Norton
Mark Sweeney	8/7/04	8	0	CIN	Josh Hancock
Mark Sweeney	8/22/04	7	0	MON	Luis Ayala
Luis González	8/31/04	7	1	at SF	Scott Eyre
Mark Sweeney	9/7/04	7	3	SF	Jason Schmidt
Garrett Atkins	9/11/04	7	1	SD	Steve Watkins
Brad Hawpe	9/13/05	6	0	at ARI	Lance Cormier
Cory Sullivan	5/20/05	9	0	at PIT	Rick White
JD Closser	6/8/05	9	0	CHW	Shingo Takatsu
Dustan Mohr*	7/10/05	4	0	SD	Dennys Reyes
Jorge Fiedra	8/21/05	8	2	CHC	Scott Williamson
Luis González	5/12/06	9	0	at HOU	Trevor Miller
Jorge Fiedra	5/10/06	8	0	LA	Danys Baez
JD Closser	6/17/06	9	0	at STL	Jason Isringhausen
Jeff Salazar	8/11/06	8	1	CHC	Scott Eyre
Jason Smith	9/18/06	8	0	SF	Billy Sadler
Brad Hawpe	9/24/06	8	1	ATL	Tyler Yates
Jeff Baker	4/2/07	6	0	ARI	Brandon Medders

Player	Date	Inn.	On	Opp.	Pitcher
Steve Finley	4/17/07	8	0	SF	Vinnie Chulk
Ryan Spilborghs	6/28/07	8	1	at HOU	Chad Qualls
Jamey Carroll	8/11/07	6	3	CHC	Rich Hill
Chris Iannetta	6/3/08	9	0	at LA	Cory Wade
Seth Smith*	7/18/08	7	0	PIT	Tyler Yates
Ian Stewart	8/5/08	7	1	WSH	John Lannan
Seth Smith	8/17/08	8	2	at WSH	Jesus Colome
Ian Stewart	4/8/09	7	0	at ARI	Billy Buckner
Clint Barmes	4/24/09	8	1	LAD	Hong-Chih Kuo
Seth Smith	8/21/09	8	0	SF	Jeremy Affeldt
Jason Giambi	9/19/09	9	2	at ARI	Scott Schoeneweis
Chris Iannetta^	9/29/09	11	1	MIL	David Weathers
Seth Smith	4/16/10	5	2	at ARI	Derek Lowe
Seth Smith	5/27/10	7	1	ATL	Dan Haren
Jason Giambi^	6/23/10	9	1	BOS	Jon Papelbon
Brad Hawpe	7/29/10	7	0	PIT	Steven Jackson
Jason Giambi^	9/12/10	9	1	ARI	Sam Demel
Melvin Mora	9/26/10	8	2	SF	Matt Cain
Ryan Spilborghs	4/20/11	7	2	SF	Guillermo Mota
Charlie Blackmon	7/11/11	8	0	KC	Joakim Soria
Jason Giambi	8/16/11	9	1	FLA	Juan Oviedo
Chris Nelson	9/23/11	7	0	at HOU	Lance Pendleton
Todd Helton	4/29/12	8	3	NYM	Tim Lincecum
Tyler Colvin	5/11/12	7	1	LAD	Josh Lindblom
Jason Giambi^	5/2/12	9	2	LAD	Scott Elbert
Dexter Fowler	5/20/12	9	0	SEA	Brandon League
Dexter Fowler	5/27/12	8	0	at CIN	Mat Latos
Chris Nelson	6/1/12	8	0	LAD	Josh Lindblom
Eric Young Jr.	7/8/12	8	0	at WSH	Sean Burnett
Wilin Rosario	8/2/12	8	1	STL	Brian Fuentes
Josh Rutledge	8/25/12	5	1	at CHC	Brooks Raley
Tyler Colvin	9/11/12	9	1	SF	Sergio Romo
Todd Helton	4/14/13	7	1	at SD	Dale Thayer
Reid Brignac	5/15/13	6	0	at CHC	Jeff Samardzija
Todd Helton	5/31/13	9	1	LAD	Brandon League
Charlie Blackmon	8/6/13	6	0	at NYM	Jenry Mejia
Josh Rutledge	9/3/13	8	0	LAD	Paco Rodriguez
Charlie Culberson	9/15/13	5	1	at ARI	Randall Delgado
Charlie Culberson^	5/3/14	9	1	NYM	Kyle Farnsworth
Brandon Barnes*	6/5/14	8	0	ARI	Brad Ziegler
Drew Stubbs	6/24/14	8	0	STL	Jason Motte
Brandon Barnes	7/11/14	7	0	MIN	Matt Guerrier
Ben Paulsen	9/1/14	7	1	SF	Jean Machi
Wilin Rosario	4/8/14	10	0	at MIL	Francisco Rodriguez
Drew Stubbs	5/6/2015 (1)	8	1	ARI	Josh Collmenter
Troy Tulowitzki	6/25/15	8	0	ARI	Daniel Hudson
Daniel Descalso	7/27/15	9	0	at CHC	Jason Motte
Ryan Raburn	4/10/16	7	0	SD	James Shields
Ryan Raburn	5/15/16	7	1	NYM	Jim Henderson
Daniel Descalso	6/7/16	7	0	at LAD	Joe Blanton
Ryan Raburn	7/15/16	9	3	at ATL	Dario Alvarez
Mark Reynolds	7/21/16	7	0	ATL	Hunter Cervenka
Stephen Cardullo	8/31/16 (1)	7	0	LAD	Casey Fien
Daniel Descalso	9/2/16	8	0	ARI	Silvino Bracho
Tom Murphy	9/4/16	7	0	ARI	Patrick Corbin
Ryan Raburn	9/19/16	9	0	STL	Kevin Siegrist
Alexi Amarista	4/29/17	7	0	at ARI	Zack Greinke
Trevor Story	6/16/17	6	0	SF	Jeff Samardzija
Pat Valaika	6/18/17	7	0	SF	Ty Blach
Pat Valaika	7/23/17	6	0	PIT	Wade LeBlanc
Pat Valaika	7/24/17	8	1	at STL	Zach Duke
Pat Valaika	9/16/17	7	3	SD	Cory Mazzoni
David Dahl	5/29/18	7	1	SF	Cory Gearrin
Ryan McMahon	6/20/18	5	2	NYM	Robert Gsellman
Raimel Tapia	7/20/18	7	3	at ARI	Archie Bradley
Tom Murphy	7/21/18	8	0	at ARI	Yoshitsisa Hirano
Matt Holliday	8/25/18	7	0	STL	John Gant
Ryan McMahon	9/4/18	7	0	SF	Reyes Moronta
Drew Butera	9/26/18	8	1	PHI	Austin Davis
Gerardo Parra	9/27/18	7	0	PHI	Tommy Hunter
Mark Reynolds	4/8/19	5	1	ATL	Julo Teheran
Raimel Tapia	4/22/19	8	0	WSH	Kyle Barraclough
Ryan McMahon	5/31/19	6	1	ARI	T.J. McFarland
Ian Desmond	5/30/19	8	0	ARI	Yohan López
Ian Desmond	6/10/19	7	0	CHC	Mike Montgomery
Raimel Tapia	6/22/19	5	1	LAD	Caleb Ferguson
Pat Valaika	6/28/19	7	1	LAD	Hyun-Jin Ryu
Raimel Tapia	5/15/19	6	0	SF	Jeff Samardzija
Yonder Alonso	8/10/19	7	1	SD	Craig Stammen
Ryan McMahon	8/14/19	6	2	ARI	Yoshitsisa Hirano
Sam Hilliard	9/20/19	8	0	LAD	Dylan Floro
Raimel Tapia	9/27/19	6	3	MIL	Jay Jackson
Sam Hilliard	9/28/19	9	0	MIL	Josh Hader
Daniel Murphy	8/6/20	7	2	SF	Rico Garcia

**Bold:** Grand slams  
 ^Inside-the-Park  
 \*Walk-off

Record Book

**(Home Run History, continued)**

**HOME RUNS BY PITCHERS (48)**

Player	Date	Opp.	Pitcher	Player	Date	Opp.	Pitcher
Armando Reynoso	5/10/93	SF	Trevor Wilson	Jason Jennings	8/23/01	at NYM	Donnie Wall
Armando Reynoso	8/28/93	at NYM	Bobby Jones	Denny Neagle (GS)	9/29/01	MIL	Jimmy Haynes
Marvin Freeman	6/18/94	at LAD	Ramon Martinez	Mike Hampton	5/11/02	at NYM	Al Leiter
Bill Swift	5/7/95	LAD	Hideo Nomo	Denny Stark	5/18/02	ATL	Kevin Millwood
Marvin Freeman	5/23/95	CHC	Kevin Foster	Mike Hampton	6/24/02	at LAD	Kazuhisa Ishii
Roger Bailey	7/20/96	at SD	Andy Ashby	Mike Hampton	8/29/02	SF	Livan Hernandez
Kevin Ritz	9/2/96	at PIT	Esteban Loaiza	Shawn Chacón	4/15/03	at ARI	John Patterson
Darren Holmes	4/13/97	MON	Carlos Perez	Darren Oliver	7/10/03	SF	Brian Powell
Mark Thompson	4/15/97	at CHC	Kent Bottenfield	Jason Jennings	5/8/04	at CHC	Greg Maddux
Jamey Wright	8/5/98	at PIT	Francisco Cordova	Jason Hammel	5/20/11	at MIL	Zack Greinke
Curtis Leskanic	6/9/99	SEA	Rafael Carmona	Kevin Millwood	9/7/11	ARI	Joe Saunders
Brian Bohanon	9/10/99	MIL	Bill Pulsipher	Kevin Millwood	9/25/11	at HOU	Lance Pendleton
Masato Yoshii	5/26/00	PIT	Francisco Cordova	Drew Pomeranz	5/7/12	at SD	Edinson Volquez
Gabe White	6/10/00	TEX	Matt Perisho	Alex White	9/10/12	SF	Ryan Vogelsong
Brian Bohanon	8/11/00	at MON	Dustin Hermanson	Alex White	9/16/12	at SD	Andrew Werner
Brian Bohanon	9/19/00	SD	Matt Clement	Jhoulys Chacín	9/20/13	ARI	Randall Delgado
Mike Hampton	4/7/01	SD	Woody Williams	Jordan Lyles	4/30/14	at ARI	Josh Collmenter
Mike Hampton	5/20/01	at FLA	Ryan Dempster	Chris Rusin	7/30/15	at STL	Carlos Martinez
Mike Hampton	6/5/01	HOU	Wade Miller	Kyle Kendrick	9/7/15	at SD	Ian Kennedy
Mike Hampton	6/5/01	HOU	Wade Miller	Tyler Anderson	7/9/16	PHI	Jerad Eickhoff
Mike Hampton	6/10/01	STL	Dustin Hermanson	Kyle Freeland	5/21/17	at CIN	Bronson Arroyo
Mike Hampton	7/11/01	at ARI	Miguel Batista	Jon Gray	7/5/17	CIN	Scott Feldman
Mike Hampton	8/9/01	at CHC	Felix Heredia	Germán Márquez	7/11/18	ARI	Daniel Descalso
Denny Neagle	8/12/01	at CIN	Lance Davis	Ian Desmond*	9/2/19	at LAD	Kenta Maeda

\*Position player pitching

**GRAND SLAMS (111)**

Player	Date	Inn.	Opp.	Pitcher	Player	Date	Inn.	Opp.	Pitcher
Jim Tatum (PH)	5/4/93	8	at CHC	Dan Plesac	Troy Tulowitzki	9/29/07	5	ARI	Dustin Nippert
Charlie Hayes	7/26/93	8	ATL	Jay Howell	Brad Hawpe	6/7/08	1	MIL	Dave Bush
Jay Gainer (PH)	9/20/93	4	SD	Doug Brocail	Matt Holliday	7/4/08	7	FLA	Logan Kensing
Andres Galarrraga	4/16/94	7	MON	Mel Rojas	Troy Tulowitzki	9/15/08	4	SD	Wade LeBlanc
Andres Galarrraga	5/30/94	6	at NYM	Mike Maddux	Chris Iannetta	9/16/08	6	SD	Charlie Haeger
Dante Bichette	6/27/94	8	SD	Pablo Martinez	Chris Iannetta	5/4/09	7	at SD	Clia Meredith
Howard Johnson (PH)	6/28/94(1)	4	SD	Mike Campbell	Ian Stewart	5/12/09	5	HOU	Tim Byrdak
Dante Bichette	7/17/94	3	STL	Rick Sutcliffe	Chris Iannetta	5/13/09	9	HOU	Geoff Geary
Dante Bichette	5/9/95	1	SF	Trevor Wilson	Todd Helton	5/21/09	4	at ATL	James Parr
Andres Galarrraga	7/2/95	3	at LAD	Ramon Martinez	Ryan Spilborghs*	8/24/09	14	SF	Merkin Valdez
Andres Galarrraga	9/8/95	7	CIN	Chuck McElroy	Ian Stewart	9/9/10	7	SD	Luke Gregerson
Vinny Castilla	4/6/96	1	at MON	Kirk Rueter	Melvin Mora	8/11/10	8	at NYM	Manny Acosta
Vinny Castilla	7/12/96	7	SD	Willie Blair	Melvin Mora	9/18/10	8	at LAD	Jeff Weaver
Andres Galarrraga	4/30/97	6	CHC	Ramon Tatis	Carlos González	9/23/10	7	at ARI	Blaine Boyer
Andres Galarrraga	5/31/97	4	at FLA	Kevin Brown	Eliezer Alfonso	6/30/11	6	at SD	Luke Gregerson
Dante Bichette	9/10/97	7	HOU	John Hudek	Ramon Hernández	4/27/12	7	vs. NYM	Bobby Parnell
Ellis Burks	5/2/98	9	at NYM	Greg McMichael	Todd Helton	4/29/12	8	vs. NYM	Tim Byrdak
Larry Walker (PH)	5/6/98	6	at PHI	Jerry Spradlin	Michael Cuddyer	5/5/12	1	ATL	Mike Minor
Larry Walker	5/29/98	8	HOU	Doug Henry	Michael Cuddyer	5/30/12	1	HOU	Lucas Harrell
Dante Bichette	8/10/98	7	MON	Anthony Telford	Todd Helton	6/12/12	1	OAK	Tommy Milone
Jeff Reed (PH)	8/16/98	8	PHI	Ricky Bottalico	Carlos González	7/20/12	3	at SD	Jason Marquis
Neifi Perez	7/2/99(2)	2	SD	Heath Murray	Dexter Fowler	9/11/12	8	SD	Miles Mikolas
Dante Bichette	9/17/99	5	LAD	Robinson Checo	Josh Rutledge	9/16/12	5	at SD	Nick Vincent
Tom Goodwin	4/30/00	1	NYM	Dennis Cook	Nolan Arenado	5/4/13	7	TB	David Price
Jeffrey Hammonds	5/2/00	1	MON	Jeremy Powell	Jordan Pacheco	5/17/13	5	SF	Madson Bumgarner
Tom Goodwin	7/17/00(2)	7	OAK	Mike Magnante	Nolan Arenado	5/3/14	5	NYM	Jenry Mejia
Larry Walker	8/11/00	6	at MON	Scott Forster	Ryan Wheeler	6/26/14	4	at MIL	Wily Peralta
Todd Hollandsworth	9/13/00	1	at SD	Adam Eaton	Matt McBride	8/20/14	6	KC	Danny Duffy
Todd Helton	5/28/01	3	at LAD	Eric Gagne	Michael Cuddyer	9/19/14	6	ARI	Eury De La Rosa
Denny Neagle	9/29/01	4	MIL	Jimmy Haynes	Carlos González	8/7/15	8	at WSH	Drew Storen
Greg Norton	5/13/02	6	FLA	Gary Knotts	Carlos González	9/2/15	7	ARI	Keith Hessler
Greg Norton	5/30/02	1	at SD	Bobby Jones	Nolan Arenado	9/26/15	1	LAD	Brett Anderson
Benny Agbayani	6/5/02	4	LAD	Omar Daal	Charlie Blackmon	5/31/16	7	CIN	Dayan Diaz
Todd Hollandsworth	6/20/02	6	NYM	Mike Thurman	Carlos González	6/26/16	5	ARI	Patrick Corbin
Todd Helton	8/7/02	5	CIN	Joey Hamilton	Ryan Raburn	7/15/16	9	at ATL	Dario Alvarez
Charles Johnson	6/7/03(1)	8	KC	Jason Grimsley	Stephen Cardullo	8/31/16 (2)	1	LAD	Bud Norris
Chris Stynes	6/19/03	1	SD	Brian Lawrence	Nick Hundley	9/2/16	8	ARI	Silvino Bracho
Preston Wilson	8/28/03	7	SF	Jim Brower	Carlos González	9/5/16	3	SF	Matt Moore
Larry Walker	9/23/03	1	ARI	Brandon Webb	Nolan Arenado	9/21/16	2	STL	Luke Weaver
C. Johnson	4/7/04	8	at ARI	Andrew Good	Trevor Story	4/21/17	4	SF	Johnny Cueto
Matt Holliday	6/12/04	6	at TB	Rob Bell	Ian Desmond	6/13/17	7	at SD	José M. Torres
Mark Sweeney	9/7/04	7	SF	Jason Schmidt	Mark Reynolds	9/10/17	8	at LAD	Walker Buehler
Aaron Miles	5/8/05	4	at FLA	Al Leiter	Pat Valaika	9/16/17	7	SD	Cory Mazzoni
Garrett Atkins	6/28/05	8	HOU	Russ Springer	Trevor Story	4/24/18	2	SD	Eric Lauer
Todd Helton	8/27/05	5	at SD	Brian Lawrence	Raimel Tapia (PH)	7/20/18	7	at ARI	Archie Bradley
Garrett Atkins	9/14/05	5	at LAD	D.J. Houlton	Nolan Arenado	7/30/18	5	at STL	Daniel Ponceleón
Yorvit Torrealba	6/7/06	2	PIT	Oliver Perez	DJ LeMahieu	8/27/18	8	at ATL	Jim Johnson
Garrett Atkins	8/13/06	3	CHC	Carlos Marmol	David Dahl	9/10/18	7	ARI	Matt Andriese
Todd Helton	9/10/06	7	WSH	Chris Schroder	Ian Desmond	6/15/19	5	SD	Robbie Erlin
Matt Holliday	9/24/06	5	ATL	Chuck James	David Dahl	6/26/19	3	at SF	Jeff Samardzija
Yorvit Torrealba	5/29/07	4	STL	B.Looper	Raimel Tapia	9/27/19	6	MIL	Jay Jackson
Garrett Atkins	6/14/07	3	at BOS	Josh Beckett	Charlie Blackmon	8/26/20	8	at ARI	Riley Smith
Brad Hawpe	6/16/07	1	TB	Andy Sonnanstine	Kevin Pillar	9/4/20	8	at LAD	Caleb Ferguson
Ryan Spilborghs	7/3/07	4	NYM	Joe Smith	Charlie Blackmon*	9/11/20	9	LAA	José Quijada
Garrett Atkins	8/4/07	8	at ATL	Octavio Dotel					
Jamey Carroll	8/11/07	6	CHC	Rich Hill					
Ian Stewart	8/21/07	3	PIT	Tony Armas					

\*Walk-off

Record Book

**(Home Run History, continued)**

**LEADOFF HOME RUNS**

**Colorado (85)**

**Opponents (93)**

Player	Date	Opp.	Pitcher
Eric Young	4/9/93	MON	Kent Bottenfield
Nelson Liriano	9/29/93	at SF	Salomon Torres
Eric Young	7/4/94 (2)	at CHC	Jim Bullinger
Mike Kingery	6/12/95	CIN	Kevin Jarvis
Ellis Burks	6/19/95	FLA	Chris Hammond
Eric Young	7/9/95	MON	Pedro Martinez
Eric Young	8/6/95	SD	Chris Dishman
T. Hubbard	8/25/95	STL	Mike Morgan
Eric Young*	4/30/96	at LAD	Hideo Nomo
Eric Young	5/4/96	FLA	Chris Hammond
Eric Young	7/16/96	SF	Mark Leiter
Eric Young	8/5/96	FLA	Pat Rapp
Neifi Perez	6/2/98	ARI	Brian Anderson
Neifi Perez	7/21/98	at HOU	Mike Hampton
Darryl Hamilton	8/19/98	at NY	Masato Yoshii
Darryl Hamilton	4/12/99	SD	Woody Williams
Neifi Perez	5/15/99	at ARI	Randy Johnson
Terry Shumpert	6/14/99	SF	Shawn Estes
Neifi Perez	9/6/00	CHC	Kerry Wood
Ronnie Belliard	9/11/03	at STL	Sterling Hitchcock
Aaron Miles	4/14/04	ARI	Elmer Dessens
Aaron Miles	7/1/04	DET	Jeremy Bonderman
Jorge Piedra	8/24/04	at ATL	Ryne Ozuna
Kazuo Matsui	9/16/06	at ARI	Claudio Vargas
Jamey Carroll	9/30/06	at CHC	Juan Mateo
Willy Taveras	6/7/07	HOU	Roy Oswalt
Dexter Fowler*	4/8/09	at ARI	Doug Davis
Ryan Spilborghs	5/2/09	at SF	Matt Cain
Carlos González	9/5/09	ARI	Doug Davis
Carlos González	9/19/09	at ARI	Max Scherzer
Carlos González	4/26/10	ARI	Dan Haren
Carlos González	6/4/10	at ARI	Ian Kennedy
Carlos González	6/27/11	at CHC	Matt Garza
Ryan Spilborghs	7/15/11	vs. MIL	Yovani Gallardo
Carlos González	7/21/11	vs. ATL	Tommy Hanson
Dexter Fowler	9/5/11	vs. ARI	Wade Miley
Dexter Fowler	5/28/12 (2)	vs. HOU	Jordan Lyles
Tyler Colvin	6/12/12	vs. OAK	Bartolo Colon
Dexter Fowler	7/18/12	vs. PIT	James McDonald
Eric Young Jr.	8/8/12	at LAD	Chad Billingsley
Tyler Colvin	8/27/12	vs. LAD	Josh Beckett
Dexter Fowler	4/29/13	at LAD	Ted Lilly
Dexter Fowler	6/2/13	vs. LAD	Matt Magill
Charlie Blackmon	9/24/13	vs. BOS	John Lackey
Charlie Blackmon	5/6/14	vs. TEX	Robbie Ross Jr.
Charlie Blackmon	5/10/14	at CIN	Alfredo Simon
Charlie Blackmon	6/5/14	vs. ARI	Bronson Arroyo
Charlie Blackmon	7/9/14	vs. SD	Eric Sults
Charlie Blackmon	9/24/14	at SD	Joe Weiland
Charlie Blackmon	5/3/15	at SD	James Shields
Charlie Blackmon	6/14/15	at MIA	Dan Haren
Charlie Blackmon	7/3/15	at ARI	Chase Anderson
Charlie Blackmon	8/4/15	SEA	Vidal Nuno
Charlie Blackmon	8/24/15	at ATL	Julio Teheran
Charlie Blackmon	9/20/15	SD	James Shields
Charlie Blackmon	5/3/16	at SD	Andrew Cashner
Charlie Blackmon	5/30/16	CIN	Dan Straily
Charlie Blackmon	5/31/16	CIN	Jon Moscot
Charlie Blackmon	6/21/16	at NYY	Ivan Nova
Charlie Blackmon	6/25/16	ARI	Shelby Miller
Charlie Blackmon	8/6/16	MIA	Andrew Cashner
Charlie Blackmon	8/9/16	TEX	A.J. Griffin
Charlie Blackmon	8/11/16	at TEX	Lucas Harrell
David Dahl	8/19/16	CHC	Kyle Hendricks
Charlie Blackmon	9/14/16	at ARI	Rubby De La Rosa
Charlie Blackmon	10/2/16	MIL	Tyler Cravy
Charlie Blackmon	4/16/17	at SF	Jeff Samardzija
Charlie Blackmon	6/22/17	ARI	Zack Godley
Charlie Blackmon	6/30/17	at ARI	Robbie Ray
Charlie Blackmon	7/17/17	SD	Luis Perdomo
Charlie Blackmon	8/8/17	at CLE	Corey Kluber
Charlie Blackmon	8/18/17	MIL	Matt Garza
DJ LeMahieu	4/12/18	at WSH	Gio Gonzalez
Charlie Blackmon	5/1/18	at CHC	Kyle Hendricks
DJ LeMahieu	6/17/18	at TEX	Yovani Gallardo
Charlie Blackmon	8/1/18	PHI	Clayton Kershaw
Charlie Blackmon*	4/20/19	PHI	Aaron Nola
Charlie Blackmon	5/7/19	SF	Madison Bumgarner
Charlie Blackmon	5/19/19	at PHI	Jerad Eickhoff
Charlie Blackmon	6/16/19	SD	Nick Margevicius
Charlie Blackmon	6/20/19	at ARI	Robbie Ray
Charlie Blackmon	7/21/19	at NYY	James Paxton
Trevor Story	8/30/19	PIT	Dario Agrazal
Trevor Story	9/2/19	at LAD	Walker Buehler
Raimel Tapia	9/4/20	at LAD	Dustin May

\*First pitch

Player	Date	Opp.	Pitcher
Craig Biggio	6/11/93	HOU	Armando Reynoso
Henry Cotto	7/6/93	LAD	Armando Reynoso
M. Grissom	8/31/93	MON	Greg Harris
Craig Biggio	9/15/93	HOU	Greg Harris
Tuffy Rhodes	4/24/94	CHC	David Nied
Ray Lankford	4/26/94	at STL	Armando Reynoso
Ray Lankford	5/3/94	STL	Armando Reynoso
Jerry Browne	7/22/94	FLA	Lance Painter
Bernard Gilkey*	8/25/95	STL	Bryan Rekar
John Mabry	8/27/95	STL	Armando Reynoso
Chris Stynes	4/10/98	CIN	Darryl Kile
Chris Stynes	4/12/98	CIN	Pedro Astacio
Brant Brown	8/2/98	at CHC	Pedro Astacio
J.D. Drew	7/24/99	STL	Darryl Kile
Mike Cameron	8/5/99	at CIN	Pedro Astacio
Rondell White*	8/13/99 (2)	MON	Luther Bohanon
Al Martin	9/1/99	PIT	Brian Hackman
Placido Polanco*	4/13/00	STL	Scott Karl
Darin Erstad	7/8/00	at LAA	Brian Bohanon
Paul LoDuca	5/23/01	LAD	Pedro Astacio
Paul LoDuca	6/29/02	at SEA	Shawn Chacón
Ichiro Suzuki	6/29/02	at SEA	Mike Hampton
Craig Counsell	7/8/03	at ARI	Byung-Hyun Kim
Eric Young	7/25/03	MIL	Chin-hui Tsao
Marlon Byrd	8/6/03	PHI	Chin-hui Tsao
Tony Womack	4/16/04	at STL	Denny Stark
Damian Jackson	5/9/04	at CHC	Joe Kennedy
Kaz Matsui	5/22/04	at NYM	Aaron Cook
Kaz Matsui	5/23/04	at NYM	Shawn Estes
Ray Durham	7/18/04	SF	Adam Bernero
Khalil Greene	9/11/04	SD	Jeff Francis
Luis Terrero	9/15/04	at ARI	Shawn Estes
Craig Biggio	10/2/04	at HOU	Shawn Estes
Jimmy Rollins	4/20/05	at PHI	Jamey Wright
Dave Roberts	5/4/05	at SD	Jason Jennings
Randy Winn	8/25/05	SF	Byung-Hyun Kim
Omar Vizquel	4/22/06	SF	Aaron Cook
Jeff DaVanon*	7/23/06	at ARI	Byung-Hyun Kim
Rafael Furcal	8/8/06	at LA	Byung-Hyun Kim
Jimmy Rollins	7/7/07	PHI	Rodrigo Lopez
Chris Young	4/5/08	ARI	Jeff Francis
Hanley Ramirez*	7/4/08	FLA	Greg Reynolds
Felipe Lopez	4/6/09	ARI	Aaron Cook
Stephen Drew	9/22/10	FLA	Ubaldo Jiménez
Chris Coghlan	4/22/11	FLA	Jhoulys Chacín
Andrew McCutchen	4/30/11	PIT	Jason Hammel
Chris Denorfia	6/14/11	SD	Juan Nicasio
Ryan Roberts	8/29/11	ARI	Alex White
Will Venable	9/3/11	SD	Alex White
Jordan Schafer	4/7/12	at HOU	Jamie Moyer
Dee Gordon	5/1/12	LAD	Jhoulys Chacín
Jimmy Rollins	6/21/12	at PHI	Jeff Francis
Dave Sappelt	9/25/12	CHC	Jorge De La Rosa
David DeJesus	5/15/13	at CHC	Jon Garland
Nate McLouth	8/16/13	a BAL	Juan Nicasio
Will Venable	9/6/13	at SD	Juan Nicasio
Didi Gregorius	6/4/14	ARI	Jordan Lyles
Rickie Weeks*	6/26/14	at MIL	Christian Friedrich
Dexter Fowler	7/29/15	at CHC	Eddie Butler
Matt Carpenter	7/31/15	at STL	Kyle Kendrick
Zack Cozart*	5/30/16	CIN	Chad Bettis
Dexter Fowler	8/19/16	CHC	Tyler Anderson
Trea Turner	8/28/16	at WSH	Chad Bettis
Chase Utley	8/31/16 (2)	LAD	Jeff Hoffman
Jean Segura	9/13/16	at ARI	Jorge De La Rosa
Jean Segura	9/14/16	at ARI	Jeff Hoffman
Manuel Margot	4/11/17	SD	Antonio Senzatela
Whit Merrifield	8/24/17	at KC	Germán Márquez
Anthony Rizzo*	5/1/18	at CHC	Jon Gray
Lorenzo Cain*	5/10/18	MIL	Germán Márquez
Gorkys Hernandez	5/18/18	at SF	Kyle Freeland
Brandon Nimmo	6/18/18	NYM	Tyler Anderson
Gorkys Hernandez*	7/2/18	SF	Kyle Freeland
Matt Carpenter	7/31/18	at STL	Jon Gray
Joc Pederson	9/17/18	at LAD	Jon Gray
Quinn J. Hill	4/28/19	at ATL	Tyler Anderson
DJ LeMahieu*	7/21/19	at NYY	Germán Márquez
Trea Turner	7/23/19	at WSH	Peter Lambert
A.J. Pollock	7/30/19	LAD	Kyle Freeland
Donovan Solano	8/4/19	SF	Kyle Freeland
José Altuve*	8/7/19	at HOU	Peter Lambert
Fernando Tatís Jr.	8/8/19	at SD	Jon Gray
Jarrod Dyson	8/13/19	ARI	Jeff Hoffman
Jon Berti	8/17/19	MIA	Germán Márquez
Kevin Newman	8/29/19	PIT	Chi Chi González
Kevin Newman*	8/31/19	PIT	Tim Melville
Adam Frazier*	9/1/19	PIT	Jeff Hoffman
Joc Pederson	9/2/19	at LAD	Peter Lambert
Joc Pederson	9/4/19	at LAD	Antonio Senzatela
Dexter Fowler*	9/12/19	STL	Tim Melville
Brandon Nimmo	9/16/19	NYM	Antonio Senzatela
Kole Calhoun*	8/10/20	ARI	Jon Gray
Austin Slater	9/22/20	SF	Kyle Freeland

**(Home Run History, continued)**

**BACK-TO-BACK HOME RUNS (186)**

Date	Opp.	Players	Pitcher(s)	Inn	Date	Opp.	Players	Pitcher(s)	Inn
5/4/93	at CHC	Girardi-Clark	Jose Guzman	5	6/3/01	SF	L. Walker-Helton	Mark Gardner	3
7/22/93	STL	Bichette-Galarraga	Bob Tewksbury	1	6/8/01	STL	Helton-Gant	Alan Benes	8
4/9/94	at PIT	Galarraga-Hayes	Zane Smith	4	7/28/01	LAD	Cirillo-Helton	Chan Ho Park	3
4/23/94	CHC	Young-Bichette	Dan Plesac	8	8/24/01	at MIL	Ortiz-L. Walker	Allen Levrault	5
4/29/94	at CHC	Bichette-Hayes	Steve Trachsel	4	9/6/01	LAD	Ortiz-Fasano	Giovanni Carrara	8
5/9/94	at SF	Galarraga-Hayes	Bryan Hickerson	4	9/18/01	ARI	Ortiz-Helton	Curt Schilling	3
5/9/94	at SF	Mejia-Johnson	Rich Monteleone	7	9/18/01	ARI	Helton-Cirillo	Byung-Hyung Kim	9
6/10/94	at CIN	Vander Wal-Castilla	J. Roper / H. Carrasco	8	9/23/01	at MON	Ortiz-L. Walker	Scott Stewart	9
7/16/94	STL	Bichette-Galarraga	Rene Arocha	8	9/25/01	SD	L. Walker-Helton	Trevor Hoffman	9
7/23/94	FLA	Galarraga-Hayes	Rich Scheid	5	9/30/01	MIL	Norton-Uribe	Jeff D'Amico	3
5/6/95	LAD	Mejia-Kingery	Antonio Osuna	7	10/5/01	SD	Walker-Helton	Kevin Jarvis	6
7/3/95	HOU	Galarraga-Castilla	Doug Drabek	3	5/21/02	SD	Walker-Helton	Dennis Tankersley	1
7/3/95	HOU	Bichette-Walker	Jim Dougherty	8	5/23/02	SD	Walker-Helton	Brett Tomko	5
7/4/95	HOU	Burks-Bichette	Todd Jones	9	<b>6/22/02</b>	<b>TB</b>	<b>Butler-Walker</b>	<b>Wilson Alvarez</b>	<b>5</b>
<b>7/7/95</b>	<b>MON</b>	<b>Walker-Galarraga</b>	<b>Gabe White</b>	<b>2</b>			<b>Walker-Helton</b>	<b>Wilson Alvarez</b>	<b>5</b>
		<b>Galarraga-Castilla</b>	<b>Gabe White</b>	<b>2</b>	7/19/02	MIL	Hollandsworth-Uribe	Ruben Quevedo	2
7/9/95	MON	Bichette-Walker	Pedro Martinez	6	4/20/03	SD	C. Johnson-Stynes	Jake Peavy	2
7/23/95	NYM	Castilla-Burks	Bobby Jones	1	4/25/03	CHC	Helton-Walker	Mike Remlinger	8
7/29/95	at MON	Galarraga-Bichette	Jeff Fassero	8	4/29/03	CIN	Wilson-Walker	Chris Reitsma	4
8/1/95	LAD	Kingery-Bichette	Ismael Valdes	3	5/29/03	LAD	Payton-Helton	Odalis Perez	4
8/2/95	LAD	Bichette-Castilla	Kevin Tapani	1	6/21/03	DET	Helton-Wilson	Gary Knotts	7
8/3/95	LAD	Bichette-Castilla	Ramon Martinez	1	7/25/03	MIL	Wilson-Walker	Wes Obermueller	4
9/20/95	at SD	Castilla-Weiss	Tim Worrell	7	9/11/03	at STL	Payton-Pellow	Sterling Hitchcock	3
4/12/96	NYM	Walker-Galarraga	Mark Clark	6	9/27/03	at SD	Wilson-Walker	Joe Roa	5
4/19/96	at NYM	Bichette-Walker	Pete Harnisch	5	4/20/04	LAD	Johnson-Burnitz	Kazuhisa Ishii	2
5/4/96	FLA	Young-Burks	Chris Hammond	1	<b>4/27/04</b>	<b>FLA</b>	<b>Burnitz-Johnson</b>	<b>Darren Oliver</b>	<b>4</b>
5/21/96	PIT	Walker-Galarraga	Matt Ruebel	1			<b>Johnson-Holliday</b>	<b>Darren Oliver</b>	<b>4</b>
6/14/96	PHI	Vander Wal-Castilla	Mitch Williams	1	5/18/04	at CIN	Burnitz-Holliday	Cory Lidle	2
6/18/96	MON	Burks-Bichette	Jeff Fassero	3	5/18/04	at CIN	Burnitz-Holliday	Brian Reith	7
6/29/96	LAD	Burks-Bichette	I. Valdes / C. Park	8	5/19/04	at CIN	Castilla-Burnitz	T. Jones / D. Graves	8
7/23/96(1)	NYM	Weiss-Burks	Bobby Jones	5	6/10/04	at NYY	González-Freeman	Jose Contreras	4
<b>7/23/96(2)</b>	<b>NYM</b>	<b>Bichette-Galarraga</b>	<b>Pete Harnisch</b>	<b>1</b>	7/16/04	SF	Holliday-Greene	Felix Rodriguez	7
		<b>Galarraga-Castilla</b>	<b>Pete Harnisch</b>	<b>1</b>	7/18/04	SF	Burnitz-Wilson	Matt Herges	9
8/10/96	at ATL	Galarraga-Castilla	Mark Wohlers	10	8/7/04	CIN	Burnitz-Wilson	Paul Wilson	2
8/17/96(2)	at CIN	Walker-Bichette	Giovanni Carrara	3	9/13/04	at ARI	Castilla-Burnitz	Lance Cormier	5
8/20/96	STL	Galarraga-Bichette	Andy Benes	2	5/17/05	SF	Holliday-Mohr	Noak Lowry	2
9/13/96	HOU	Burks-Bichette	Shane Reynolds	6	5/31/05	STL	Mohr-Greene	Mark Mulder	4
4/5/97	at MON	Walker-Galarraga	Anthony Telford	4	8/3/05	at SF	Shealy-González	BradHennessey	2
4/5/97	at MON	Burks-Walker	Dave Veres	7	8/21/05	CHC	Holliday-Atkins	Hedg Maddux	5
5/6/97	NYM	Burks-Bichette	Barry Manuel	5	9/3/05	LAD	Hawpe-Atkins	D.J. Houlton	5
5/12/97	at PHI	Bichette-Coles	Mike Mibus	5	4/9/06	at SD	Hawpe-Smith	Jake Peavy	4
5/26/97	STL	Galarraga-Castilla	Mark Petkovsek	8	7/31/06	MIL	Atkins-Holliday	Chris Capuano	3
<b>5/29/97</b>	<b>at FLA</b>	<b>Walker-Galarraga</b>	<b>Alex Fernandez</b>	<b>6</b>	9/10/06	WSH	Helton-Atkins	Chris Schroder	7
		<b>Galarraga-Bichette</b>	<b>Alex Fernandez</b>	<b>6</b>	9/19/06	SF	Atkins-Holliday	Matt Cain	3
<b>6/7/97</b>	<b>FLA</b>	<b>Walker-Galarraga</b>	<b>Rick Helling</b>	<b>1</b>	6/15/07	TB	Atkins-Hawpe	James Shields	1
		<b>Galarraga-Bichette</b>	<b>Rick Helling</b>	<b>1</b>	8/21/07	PIT	Tulowitzki-Hawpe	Shane Youman	7
6/30/97	ANA	Walker-Galarraga	Kevin Gross	1	9/27/07	at LAD	Atkins-Hawpe	Esteban Loaiza	4
7/25/97	CHC	Bichette-Castilla	Kevin Foster	1	6/7/08	MIL	Hawpe-Iannetta	Dave Bush	1
8/9/97	PIT	Walker-Galarraga	Steve Cooke	1	6/21/08	NYM	Atkins-Hawpe	Pedro Martinez	5
9/15/97	at FLA	Walker-Galarraga	Alex Fernandez	7	7/20/08	PIT	Baker-Holliday	Zack Duke	5
9/16/97	at FLA	Walker-Galarraga	Antonio Alfonseca	5	4/6/09	at ARI	Tulowitzki-Iannetta	Brandon Webb	4
9/18/97	at SD	Walker-Galarraga	Tim Worrell	8	4/8/09	at ARI	Torrealba-Stewart	Billy Buckner	7
5/10/98	at MON	Bichette-Helton	Anthony Telford	8	5/6/09	SF	Murton-Torrealba	Randy Johnson	5
5/13/98	CHC	Castilla-Helton	Steve Trachsel	5	6/4/09	at HOU	Hawpe-Atkins	Wandy Rodriguez	5
5/29/98	HOU	Walker-Castilla	Doug Henry	8	6/18/09	TB	Barmes-Helton	Matt Garza	3
5/31/98	HOU	Castilla-Helton	Jose Lima	1	7/31/09	at CIN	Iannetta-González	David Weathers	8
6/26/98	OAK	Helton-J. Reed	Jim Dougherty	7	8/30/09	at SF	Helton-Tulowitzki	Matt Cain	5
9/4/98	SD	Castilla-Helton	Alex Hitchcock	4	9/3/09	NYM	Iannetta-Stewart	Pat Misch	7
4/25/99	at SF	Echevarria-Hamilton	Alan Embree	7	5/15/10(2)	WSH	González-Smith	Luis Atilano	3
6/9/99	SEA	Abbott-Bichette	J. Fassero / M. Suzuki	5	5/26/10	ARI	González-Smith	Juan Gutierrez	7
6/22/99	CHI	Bichette-Castilla	Steve Trachsel	1	<b>5/27/10</b>	<b>ARI</b>	<b>Smith-González</b>	<b>Dan Haren</b>	<b>7</b>
6/28/99	at SD	Walker-Bichette	W. Cunnane / T. Hoffman	9			<b>González-Spilborghs</b>	<b>Dan Haren</b>	<b>7</b>
7/26/99	HOU	Bichette-Barry	Trever Miller	7	7/27/10	PIT	Hawpe-Barmes	Zach Duke	5
7/31/99	at STL	Bichette-Castilla	Larry Luebbers	3	8/4/10	SF	González-Tulowitzki	Denny Bautista	6
8/15/99(2)	NYM	Bichette-Castilla	Steve Bennett	4	9/22/10	at ARI	Mora-Helton	Rodrigo Lopez	1
8/30/99	PIT	Helton-Echevarria	Chris Peters	5	4/14/11	at NYM	González-Tulowitzki	R. Dickey / B. Parnell	7
9/1/99	PIT	Helton-Barry	Jason Schmidt	6	4/14/12	ARI	Colvin-Hernandez	Josh Colimenter	2
9/10/99	MIL	Helton-Castilla	Bill Pulsipher	1	6/11/12	LAD	Nelson-Cuddyer	Josh Lindblom	8
9/14/99	NYM	Castilla-Clemente	Octavio Dotel	3	6/15/12	at DET	González-Cuddyer	Luis Marte	10
9/17/99	LAD	Bichette-Helton	Robinson Checo	5	6/23/12	at TEX	Nieves-Fowler	Michael Kirkman	5
4/13/00	STL	Helton-Bragg	Darryl Kile	2	4/24/13	ATL	Cuddyer-Rutledge	Tim Hudson	2
5/1/00	MON	Helton-Hammonds	Dustin Hermanson	3	5/16/13	SF	Helton-Arenado	Matt Cain	2
5/24/00	CHI	Hammonds-Carpenter	Kyle Farnsworth	6	6/5/13	at CIN	González-Tulowitzki	Manny Parra	8
7/4/00	PHI	Cirillo-Helton	Kent Bottenfield	1	6/28/13	SF	Cuddyer-Rosario	Barry Zito	3
8/27/00	at PIT	Helton-Hollandsworth	Bronson Arroyo	5	5/10/14	at CIN	Blackmon-Dickerson	Alredo Simon	1
9/29/00	at ATL	Hollandsworth-Shumpert	Andy Ashby	5	5/10/14	at CIN	Dickerson-Tulowitzki	J.J. Hoover	6
4/4/01	STL	Helton-Cirillo	Alan Benes	2	9/3/14	SF	Arenado-Dickerson	Ryan Vogelsong	5
4/12/01	at STL	L. Walker-Helton	Dustin Hermanson	7	6/6/15	MIA	González-Rosario	D. Phelps / A. Rienzo	4
5/10/01	NYM	Gant-Helton	Glendon Rusch	6	7/26/15	CIN	Arenado-Paulsen	Michael Lorenzen	3
5/20/01	at FLA	L. Walker-Helton	Ryan Dempster	1	8/22/15	NYM	Blackmon-Reyes	J. Niese / E. O'Flaherty	6
6/1/01	SF	Perez-L. Walker	Kirk Rueter	3	9/4/15	SF	González-Arenado	Chris Heston	1

**Bold = Three consecutive**

Record Book



**(Home Run History, continued)**

**BACK-TO-BACK HOME RUNS, CONTINUED**

Date	Opp.	Players	Pitcher(s)	Inn
4/4/16	at ARI	Story-González	Zack Greinke	3
4/10/16	SD	González-Arenado	James Shields	1
4/10/16	SD	Story-González	Brandon Maurer	8
4/29/16	at ARI	Story-Arenado	Robbie Ray	5
6/2/16	CIN	González-Arenado	Alfredo Simon	4
6/14/16	NY Yankees	Story-Raburn	Nathan Eovaldi	4
6/20/16	at MIA	Reynolds-Hundley	Paul Clemens	2
8/3/16	LAD	LeMahieu-González	Brock Stewart	5
8/12/16	at PHI	Blackmon-LeMahieu	David Hernandez	9
8/28/16	at WSH	Arenado-Dahl	Lucas Giolito	3
9/2/16	ARI	Hundley-Descalzo	Silvino Bracho	8
9/7/16	SF	Dahl-Murphy	Albert Suarez	4
4/4/16	at ARI	Story-González	Zack Greinke	3
4/10/16	SD	González-Arenado	James Shields	1
4/10/16	SD	Story-González	Brandon Maurer	8
4/29/16	at ARI	Story-Arenado	Robbie Ray	5
6/2/16	CIN	González-Arenado	Alfredo Simon	4
6/14/16	NY Yankees	Story-Raburn	Nathan Eovaldi	4
6/20/16	at MIA	Reynolds-Hundley	Paul Clemens	2
8/3/16	LAD	LeMahieu-González	Brock Stewart	5
8/12/16	at PHI	Blackmon-LeMahieu	David Hernandez	9
8/28/16	at WSH	Arenado-Dahl	Lucas Giolito	3
9/2/16	ARI	Hundley-Descalzo	Silvino Bracho	8
9/7/16	SF	Dahl-Murphy	Albert Suarez	4
4/8/17	LAD	Reynolds-Parra	Clayton Kershaw	6

Date	Opp.	Players	Pitcher(s)	Inn
8/26/17	at ATL	Blackmon-LeMahieu	Arolds Vizcaino	9
9/24/17	at SD	Valaika-Blackmon	Buddy Baumann	9
4/2/18	at SD	Blackmon-LeMahieu	Kyle McGrath	9
4/22/18	CHC	Blackmon-Arenado	José Quintana	5
5/1/18	at CHC	Blackmon-Dahl	Kyle Hendricks	1
6/19/18	NY Yankees	Arenado-Story-Desmond	Jason Vargas	3
9/28/18	WSH	Desmond-lannetta	Joe Ross	5
9/30/18	WSH	Arenado-Story	Austin Voth	7
10/1/18	at LAD	Arenado-Story	Kenley Jansen	9
4/26/19	at ATL	Story-Arenado	Max Fried	4
5/9/19	SF	Arenado-Reynolds	Derek Holland	1
5/24/19	BAL	Story-Arenado	Shawn Armstrong	1
8/17/19	MIA	McMahon-Desmond	Wei-Yin Chen	3
9/2/19	at LAD	McMahon-Desmond	Kenta Maeda	5
9/13/19	SD	Story-Hampson	Joey Lucchesi	4
9/20/19	at LAD	Arenado-Blackmon	Clayton Kershaw	1

**Bold = Three consecutive**

**MOST BACK-TO-BACK HR**

Rk.	Player	HR
1.	Todd Helton	35
2.	Larry Walker	34
3.	Dante Bichette	31
4.	Andres Galarraga	26
5.	Vinny Castilla	23

**TOP BACK-TO-BACK DUOS**

1. **Larry Walker-Andres Galarraga** ..... 11  
*All 11 Walker-Galarraga*
2. **Larry Walker-Todd Helton** ..... 9  
*Walker-Helton (8), Helton-Walker (1)*
3. **Andres Galarraga-Dante Bichette** ..... 7  
*Galarraga-Bichette (4), Bichette-Galarraga (3)*
4. **Dante Bichette-Vinny Castilla** ..... 6  
*All 6 Bichette-Castilla*
5. **Trevor Story-Nolan Arenado** ..... 6  
*Story-Arenado (3), Arenado-Story (3)*

**EXTRA-INNING HOME RUNS (63)**

Player	Date	Opp.	Inn.	On	Pitcher
Dante Bichette	5/20/93	at SD	11	0	Gene Harris
Dante Bichette	8/23/93	at PHI	13	0	Roger Mason
Ellis Burks	4/17/94	MON	10	0	Gil Heredia
Dante Bichette	4/26/95	NY Yankees	14	2	Mike Remlinger
Dante Bichette	7/11/96	SD	10	2	Trevor Hoffman
Andres Galarraga	8/10/96	at ATL	10	0	Mark Wohlers
Vinny Castilla	8/10/96	at ATL	10	0	Mark Wohlers
Dante Bichette	8/20/96	STL	13	1	T.J. Mathews
Dante Bichette	9/24/96	at SD	11	0	Trevor Hoffman
Vinny Castilla	4/28/97	at HOU	10	0	Billy Wagner
Larry Walker	6/5/97	SD	11	1	Terry Burrows
Jeff Reed	7/14/97	LA	10	0	Todd Worrell
Vinny Castilla	7/22/97	at MON	12	1	Dave Veres
Ellis Burks	9/6/97 (1)	STL	12	0	Dennis Eckersley
Ellis Burks	6/15/98	at SF	12	1	John Johnston
Larry Walker	5/21/99	ARI	11	0	John Frascatore
Todd Helton	6/2/99	at ATL	11	0	Russ Springer
Edgard Clemente	8/19/99	ATL	14	0	Bruce Chen
Bubba Carpenter	5/16/00	at NY Yankees	11	0	Turk Wendell
Ben Petrick	8/30/00	at PHI	11	0	Wayne Gomes
T Hollandsworth	4/15/01	ARI	10	2	Matt Mantei
Larry Walker	5/12/02	at NY Yankees	13	1	Kane Davis
Bobby Estalella	5/28/02	at SD	12	0	Jeremy Fikac
Todd Zeile	6/20/02	NY Yankees	12	0	Steve Karsay
Chris Stynes	6/30/03	ARI	12	2	Jose Valverde
Greg Norton	8/12/03	at MON	11	2	Rocky Biddle
Todd Greene	4/8/04	at ARI	11	0	Steve Randolph
Todd Helton	5/9/04	at CHC	10	0	Joe Borowski
Larry Walker	6/25/04	at CLE	10	1	Jose Jiménez
Todd Helton	7/22/05	at PIT	10	1	Jose Mesa
Dustan Mohr	8/8/05 (1)	FLA	11	0	Valerio de los Santos
Matt Holliday	4/29/07	ATL	11	1	Steve Colyer

Player	Date	Opp.	Inn.	On	Pitcher
Troy Tulowitzki	6/22/07	at TOR	10	1	Jeremy Accardo
Troy Tulowitzki	6/28/07	at HOU	11	0	Brian Moehler
Brad Hawpe	9/2/07	at SD	14	0	Joe Thatcher
Omar Quintanilla	8/24/08	CIN	12	0	Mike Lincoln
Ryan Spilborghs	8/24/09	SF	14	3	Merkin Valdez
Chris Iannetta	9/29/09	MIL	11	1	David Weathers
Chris Iannetta	4/14/10	NY Yankees	10	0	Jenry Mejia
Ian Stewart	5/5/10	at SD	12	0	Tim Stauffer
Miguel Olivo	5/12/10	PHI	10	0	Chad Durbin
Todd Helton	8/7/10	at PIT	10	1	Sean Gallagher
Carlos González	4/29/12	NY Yankees	10	0	Frank Francisco
Carlos González	6/15/12	at DET	10	2	Luis Marte
Michael Cuddyer	6/15/12	at DET	10	0	Luis Marte
Troy Tulowitzki	5/25/13	at SF	10	0	Sergio Romo
Justin Morneau	4/24/14	SF	11	1	Sergio Romo
Justin Morneau	5/18/14	SD	10	1	Dale Thayer
Corey Dickerson	8/10/14	at ARI	10	0	Oliver Perez
Wilin Rosario	4/8/15	at MIL	10	0	Francisco Rodriguez
Michael McKenry	8/5/15	SEA	11	1	Mayckol Guaipe
Nolan Arenado	9/15/15	at LAD	16	0	Mat Latos
Charlie Blackmon	8/27/16	at WSH	11	1	Yusmeiro Petit
Carlos González	8/27/16	at WSH	11	1	Yusmeiro Petit
Mark Reynolds	9/11/16	at SD	10	0	Kevin Quackenbush
Charlie Blackmon	8/9/17	at CLE	12	0	Zach McAllister
Nolan Arenado	8/5/18	at MIL	11	0	Corey Knebel
DJ LeMahieu	8/18/18	at ATL	10	0	Luke Jackson
Chris Iannetta	4/3/19	at TB	11	0	Chaz Roe
Charlie Blackmon	4/19/19	PHI	12	1	Juan Nicasio
Charlie Blackmon	6/14/19	SD	12	0	Kirby Yates
Charlie Blackmon	9/24/19	at SF	16	2	Derek Rodriguez
Trevor Story	9/28/19	MIL	10	0	Matt Albers

**(Home Run History, continued)**

**INSIDE-THE-PARK HOME RUNS**

**Rockies (19)**

**Opponents (15)**

Player	Date	Inn	Opp.	Pitcher	Player	Date	Inn	Opp.	Pitcher
Ellis Burks	4/15/94	6	MON	Jeff Fassero	Deion Sanders	7/26/93	3	ATL	Curtis Leskanic
Eric Young	4/23/94	8	CHC	Dan Plesac	Fred McGriff	7/1/93	6	ATL	Steve Reed
Ellis Burks	4/14/96	1	PHI	Mike Williams	Steve Finley	9/14/93 (2)	7	HOU	Gary Wayne
Mike Lansing	9/6/98	6	SD	Scott Sanders	Kurt Abbott	9/9/95	1	at FLA	Kevin Ritz
Larry Walker	5/17/99	9	CIN	Pete Harnisch	Kurt Abbott	5/29/97	3	at FLA	Bobby Jones
Tom Goodwin	4/5/00	2	at ATL	Kevin Millwood	Rey Sanchez^	6/11/04	10	at TB	Shawn Chacón
Clint Barmes	5/8/05	2	at FLA	Al Leiter	Jayson Werth	4/21/08	6	PHI	Mark Redman
Dustan Mohr*	7/10/05	4	SD	Dennys Reyes	Andres Torres	7/4/10	8	SF	Jason Hammel
Garrett Atkins	9/23/07	7	at SD	W. Ledezma	Trent Oeltjen	8/20/11	12	LAD	Matt Reynolds
Jeff Baker	6/17/08	3	CLE	Paul Byrd	Conor Gillaspie	9/27/11	7	at SF	Esmil Rodgers
Seth Smith*	7/18/08	7	PIT	Tyler Yates	Nori Aoki	4/20/12	4	at MIL	Jhoulys Chacin
Clint Barmes	9/22/09	7	SD	Luis Perdomo	Angel Pagan^	5/25/13	10	at SF	Rafael Betancourt
Eric Young Jr.#	8/8/12	1	at LAD	Chad Billingsley	Philip Gosselin	10/1/15	7	at ARI	Justin Miller
Brandon Barnes*	6/5/14	8	ARI	Brad Ziegler	Kelby Tomlinson	10/3/15	1	SF	Chris Rusin
Brandon Barnes	6/14/14	9	at SF	Sergio Romo	Brandon Nimmo#	6/18/18	1	NYM	Tyler Anderson
Charlie Blackmon	4/21/17	4	SF	Johnny Cueto					
Charlie Blackmon	7/16/17	7	at NYM	Chasen Bradford					
Raimel Tapia	4/20/19	2	PHI	Aaron Nola					
Ian Desmond	6/14/19	6	SD	Miguel Diaz					

\*Pinch-Hit  
^Game-ending  
#Leadoff

**WALK-OFF HOME RUNS (61)**

Player	Date	Opponent	Pitcher	Inn.	On	Final
Ellis Burks	4/17/94	Montreal	Gil Heredia	10	0	6-5
Dante Bichette	4/26/95	New York-NL	Mike Remlinger	14	2	11-9
Ellis Burks (PH)	6/2/95	Pittsburgh	Danny Miceli	9	2	7-4
Vinny Castilla	8/20/95	Chicago-NL	Turk Wendell	9	1	4-2
John Vander Wal (PH)	5/18/96	St. Louis	Dennis Eckersley	9	2	9-8
Dante Bichette	7/11/96	San Diego	Trevor Hoffman	10	2	8-5
Dante Bichette	8/20/96	St. Louis	T.J. Mathews	13	1	5-4
Larry Walker	6/5/97	San Diego	Terry Burrows	11	1	9-7
Dante Bichette	5/31/98	Houston	Doug Henry	9	1	7-5
Vinny Castilla	6/3/98	Arizona	Gregg Olson	9	1	3-2
Neifi Perez	9/27/98	San Francisco	Robb Nen	9	0	9-8
Larry Walker	5/23/99	Arizona	Gregg Olson	11	0	8-7
Dante Bichette	5/23/99	Arizona	Gregg Olson	9	1	7-6
Todd Helton	6/18/99	Florida	Matt Mantei	9	1	11-10
Larry Walker	8/18/99	Atlanta	John Rocker	9	2	4-1
Todd Helton	5/27/00	Pittsburgh	Jason Christiansen	9	0	7-6
Todd Hollandsworth	4/15/01	Arizona	Matt Mantei	10	2	10-7
Larry Walker	6/2/01	San Francisco	Chad Zerbe	9	1	7-5
Todd Helton	7/31/01	Philadelphia	Rheal Cormier	9	0	7-6
Jeff Cirillo	9/18/01	Arizona	Byung-Hyung Kim	9	0	10-9
Todd Zeile	6/20/02	New York-AL	Steve Karsay	10	2	14-11
Todd Helton	8/21/03	Florida	Braden Looper	9	0	5-4
Vinny Castilla	5/17/04	Philadelphia	Tim Worrell	9	1	7-6
Clint Barmes	4/4/05	San Diego	Trevor Hoffman	9	1	12-10
Dustan Mohr	8/8/05 (1)	Florida	Valerio de los Santos	11	0	4-3
Matt Holliday	4/29/07	Atlanta	Steve Colyer	11	1	9-7
Todd Helton	9/18/07 (G2)	Los Angeles-NL	Takashi Saito	9	1	9-8
Omar Quintanilla	8/24/08	Cincinnati	Mike Lincoln	12	0	4-3
Todd Helton	6/20/09	Pittsburgh	Jesse Chavez	9	1	9-7
Ryan Spilborghs	8/24/09	San Francisco	Merkin Valdez	14	3	6-4
Chris Iannetta	9/29/09	Milwaukee	David Weathers	11	1	7-5
Chris Iannetta	4/14/10	New York-NL	Jenry Mejia	10	0	6-5
Miguel Olivo	5/12/10	Philadelphia	Chad Durbin	10	0	4-3
Jason Giambi	6/23/10	Boston	Jonathan Papelbon	9	1	8-6
Seth Smith	7/6/10	St. Louis	Ryan Franklin	9	2	12-9
Chris Iannetta	7/7/10	St. Louis	Evan MacLane	9	0	8-7
Carlos Gonzalez	7/31/10	Chicago-NL	Sean Marshall	9	0	6-5
Jason Giambi	9/12/10	Arizona	Sam Demel	9	1	4-2
Jason Giambi	8/15/11	Florida	Randy Choate	9	2	7-4
Todd Helton	4/14/12	Arizona	J.J. Putz	9	1	8-7
Jason Giambi	5/2/12	Los Angeles-NL	Scott Elbert	9	2	8-5
Nolan Arenado	6/7/13	San Diego	Joe Thatcher	9	0	10-9
Charlie Culberson	5/3/14	New York-NL	Kyle Farnsworth	9	1	11-10
Justin Morneau	5/18/14	San Diego	Dale Thayer	10	1	8-6
Drew Stubbs	8/17/14 (G1)	Cincinnati	J.J. Hoover	9	2	10-9
Wilin Rosario	9/18/14	Arizona	Addison Reed	9	1	7-6
Michael McKenry	8/5/215	Seattle	Mayckol Guaipe	11	1	7-5
Carlos Gonzalez	9/26/15	Los Angeles-NL	Yimi Hirasawa	9	1	8-6
Mark Reynolds	6/26/16	Arizona	Silvino Bracho	9	1	9-7
Nolan Arenado	6/18/17	San Francisco	Mark Melancon	9	2	7-5
Trevor Story	7/15/18	Seattle	Nick Vincent	9	0	4-3
Charlie Blackmon	7/25/18	Houston	Colin McHugh	9	0	3-2
Ryan McMahon	8/11/18	Los Angeles-NL	JT Chargois	9	2	3-2
Ian Desmond	8/23/18	San Diego	Kirby Yates	9	1	4-3
DJ LeMahieu	9/12/18	Arizona	Yoshinisa Hirano	9	1	5-4
Charlie Blackmon	4/19/19	Philadelphia	Juan Chiribionato	12	1	4-3
Trevor Story	5/24/19	Baltimore	Mychal Givens	9	1	8-6
Nolan Arenado	8/14/19	Arizona	Archie Bradley	9	1	7-6
Ryan McMahon	8/26/19	Atlanta	Jerry Blevins	9	1	3-1
Trevor Story	9/28/19	Milwaukee	Matt Albers	10	0	3-2
Charlie Blackmon	9/11/20	Los Angeles-AL	Jose Quijada	9	3	8-4

Record Book

# Coors Field Home Run History

## YEAR-BY-YEAR AT COORS FIELD

Year	Rockies	Visitors	Total	Per Gm	Year	Rockies	Visitors	Total	Per Gm
1995	134	107	241	3.3	2008	92	82	174	2.1
1996	149	122	271	3.3	2009	98	74	172	2.1
1997	124	121	245	3.0	2010	108	79	187	2.3
1998	111	101	212	2.6	2011	94	101	195	2.4
1999	144	159	303	3.7	2012	100	118	218	2.7
2000	112	133	245	3.0	2013	88	71	159	1.9
2001	124	144	268	3.3	2014	119	90	209	2.6
2002	97	135	232	2.9	2015	102	100	202	2.5
2003	113	117	230	2.8	2016	116	99	215	1.3
2004	111	110	221	2.7	2017	110	98	208	2.6
2005	86	84	170	2.1	2018	119	101	220	2.7
2006	75	93	168	2.1	2019	132	144	276	3.4
2007	103	82	185	2.3	2020	43	40	83	2.8
<b>Total</b>	<b>2,708</b>	<b>2,036</b>	<b>4,744</b>	<b>2.3</b>					

## SINGLE-GAME HOME RUN RECORDS AT COORS FIELD

### Combined

- 10 July 2, 2002 vs. SF (COL 3, SF 7)
- 10 May 1, 2000 vs. MON (COL 5, MON 5)
- 10 Aug. 14, 1999 vs. MON (COL 6, MON 4)
- 10 June 9, 1999 vs. SEA (COL 5, SEA 5)
- 10 June 30, 1996 vs. LAD (COL 4, LAD 6)

### Rockies

- 7 May 31, 2016 vs. Cincinnati
- 6 July 4, 2008 vs. Florida
- 6 Sept. 17, 1999 vs. Los Angeles-NL
- 6 Aug. 14, 1999 vs. Montreal
- 6 June 9, 1999 vs. Seattle

### Opponents

- 7 July 2, 2002 vs. San Francisco
- 6 June 27, 2019 vs. Los Angeles-NL
- 6 April 23, 2014 vs. San Francisco
- 6 April 8, 2014 vs. Chicago-AL
- 6 Sept. 18, 2011 vs. San Francisco
- 6 Aug. 22, 2007 vs. Pittsburgh
- 6 Sept. 16, 2003 vs. Houston
- 6 Aug. 21, 2002 vs. Montreal
- 6 Aug. 10, 2002 vs. Chicago-NL
- 6 June 12, 2001 vs. Seattle
- 6 June 14, 2000 vs. Houston
- 6 May 19, 1999 vs. Cincinnati
- 6 Sept. 27, 1997 vs. Los Angeles
- 6 June 30, 1996 vs. Los Angeles
- 6 June 29, 1996 vs. Los Angeles

## MOST HOME RUNS AT COORS FIELD

### Rockies

Rank	Player	HR
1.	Todd Helton	227
2.	Larry Walker	154
3.	Carlos González	139
4.	Nolan Arenado	136
5.	Vinny Castilla	132
6.	Dante Bichette	111
7.	Troy Tulowitzki	106
8.	Charlie Blackmon	100
9.	Matt Holliday	86
10.	Trevor Story	84

### Visitors

Rank	Player	HR
1.	Barry Bonds	26
2.	Eric Karros	21
	Matt Kemp	21
	Sammy Sosa	21
5.	Jeff Kent	20
	Ryan Klesko	20
7.	Adrian González	19
8.	Adrian Beltre	18
9.	Mike Piazza	17
	Luis González	17

### Team

Rank	Player	HR
1.	Colorado Rockies	2,796
2.	San Francisco Giants	323
3.	Los Angeles Dodgers	288
4.	San Diego Padres	285
5.	Arizona Diamondbacks	256
6.	Cincinnati Reds	153
7.	Chicago Cubs	139
8.	Atlanta Braves	131
9.	Montreal/Washington	130
10.	St. Louis Cardinals	128

## POSTSEASON HOME RUNS AT COORS FIELD

### ROCKIES (9)

Player	Date	Opponent
Vinny Castilla	Oct. 3, 1995	Atlanta
Larry Walker	Oct. 4, 1995	Atlanta
Yorvit Torrealba	Oct. 14, 2007	Arizona
Matt Holliday	Oct. 14, 2007	Arizona
Matt Holliday	Oct. 15, 2007	Arizona
Matt Holliday	Oct. 27, 2007	Boston
Brad Hawpe	Oct. 28, 2007	Boston
Garrett Atkins	Oct. 28, 2007	Boston
Carlos González	Oct. 11, 2009	Philadelphia

### OPPONENTS (16)

Player	Date	Team
Marquis Grissom	Oct. 3, 1995	Atlanta
Chipper Jones	Oct. 3, 1995	Atlanta
Chipper Jones	Oct. 3, 1995	Atlanta
Marquis Grissom	Oct. 4, 1995	Atlanta
Marquis Grissom	Oct. 4, 1995	Atlanta
Shane Victorino	Oct. 6, 2007	Philadelphia
Mark Reynolds	Oct. 14, 2007	Arizona
Chris Snyder	Oct. 15, 2007	Arizona
Mike Lowell	Oct. 28, 2007	Boston
Bobby Kielty	Oct. 28, 2007	Boston
Chase Utley	Oct. 11, 2009	Philadelphia
Shane Victorino	Oct. 12, 2009	Philadelphia
Jayson Werth	Oct. 12, 2009	Philadelphia
Jesús Aguilar	Oct. 7, 2018	Milwaukee
Orlando Arcia	Oct. 7, 2018	Milwaukee
Keon Broxton	Oct. 7, 2018	Milwaukee

## (Coors Field Home Run History, continued)

### LONGEST HOME RUNS AT COORS FIELD

Distance	Player	Team	Date	Pitcher	Inning
1. 504'	Giancarlo Stanton	Miami	8/6/16	Chad Bettis	5
2. *^496'	Mike Piazza	Los Angeles-NL	9/26/97	Darren Holmes	6
3. ^494'	Giancarlo Stanton	Miami	8/17/12	Josh Roenicke	6
4. 493'	Michael Taylor	Washington	8/20/15	Yohan Flande	7
^493'	Larry Walker	Oakland	8/31/97	Mike Oquist	5
6. ^492'	Barry Bonds	San Francisco	8/27/02	Denny Stark	1
7. ^490'	Sammy Sosa	Chicago-NL	8/10/02	Shawn Chacón	3
8. ^488'	Barry Bonds	San Francisco	9/9/01	Scott Elarton	1
9. #505'	Trevor Story	San Francisco	9/5/18	Andrew Suárez	6
487'	Rangel Ravelo	St. Louis	9/12/19	Tim Melville	2
^487'	Andres Galarraga	Seattle	8/28/97	Omar Olivares	6

\*Off the billboard between the scoreboard and Rockpile

^ Projected distance without Statcast

# Initially estimated at 505', changed to 487' with the release of a new version of Statcast prior to the 2020 season

### ALL-TIME HOME RUNS BY BALLPARK

#### MOST HOME RUNS AT HOME, SINGLE SEASON, MLB HISTORY

HR	Club	Year	Home Ballpark
153	Texas Rangers	2005	Ameriquest Field in Arlington
150	Houston Astros	2019	Minute Maid Park
<b>149</b>	<b>Colorado Rockies</b>	<b>1996</b>	<b>Coors Field</b>
146	Toronto Blue Jays	2010	Rogers Centre
145	Chicago White Sox	2004	U.S. Cellular Field
<b>144</b>	<b>Colorado Rockies</b>	<b>1999</b>	<b>Coors Field</b>
144	New York Yankees	2018	Yankee Stadium II
143	Los Angeles Dodgers	2019	Dodger Stadium
143	New York Yankees	2019	Yankee Stadium II
143	Chicago White Sox	2008	U.S. Cellular Field

#### MOST HOME RUNS BY BALLPARK, SINGLE SEASON, MLB HISTORY

HR	Ballpark	Home Club(s)	Year
<b>303</b>	<b>Coors Field</b>	<b>Colorado Rockies</b>	<b>1999</b>
289	Camden Yards	Baltimore Orioles	2019
283	Minute Maid Park	Houston Astros	2019
277	U.S. Cellular Field	Chicago White Sox	2004
<b>276</b>	<b>Coors Field</b>	<b>Colorado Rockies</b>	<b>2019</b>
<b>271</b>	<b>Coors Field</b>	<b>Colorado Rockies</b>	<b>1996</b>
270	Rogers Centre	Toronto Blue Jays	2019
<b>268</b>	<b>Coors Field</b>	<b>Colorado Rockies</b>	<b>2001</b>
266	Enron Field	Houston Astros	2000
257	Yankee Stadium II	New York Yankees	2019

### HUMIDOR

The humidor was implemented at Coors Field in 2002 per MLB's approval and it remains under MLB's management/oversight. The humidor is a temperature and humidity-controlled environment with settings that mirror the distribution warehouse in the Midwest from which the baseballs are shipped to all 30 teams. The humidor keeps the baseballs within MLB specifications for weight and measurement. Chain of custody procedures for the baseballs are maintained by the MLB Authenticator: The MLB Authenticator meets the Umpire's Room Attendant at the humidor, watches him put the baseballs in the ball bag, escorts the attendant with the balls to the Umpires Room and then to the dugout; the Authenticator is positioned in the dugout during the game next to the ball bag.

# Low-Run Games & Comebacks

## I-0 GAMES

Date	Score	Opponent	Win	Loss	GW RBI (Inn.)
July 15, 1993	L, 0-1	at Chicago-NL	Morgan (CG)	Blair	Buechele (4th)
May 8, 1994	W, 1-0	at San Francisco	Nied	Ge. Harris	Kingery (9th)
<b>Aug. 10, 1994</b>	<b>W, 1-0 (6)</b>	<b>Atlanta</b>	<b>Ritz</b>	<b>Glavine</b>	<b>Bichette (4th)</b>
Sept. 12, 1998	W, 1-0	at San Francisco	Astacio	Nen	Reed (9th)
Sept. 20, 1998	W, 1-0 (11)	at San Diego	Kile	Myers	Hamilton (11th)
May 30, 1999	W, 1-0	at Philadelphia	Kile	Ogea	Walker (8th)
May 19, 2001	L, 0-1	at Florida	Penny	Thomson	Millar (7th)
Aug. 12, 2002	W, 1-0	at Florida	Jennings	Burnett	Helton (4th)
Aug. 14, 2002	L, 0-1	at Florida	Lloyd	Santos	J. Encarnacion (9th)
Sept. 24, 2002	W, 1-0	at Los Angeles	Stark	Od. Perez	Zeile (1st)
July 24, 2003	L, 0-1 (11)	at Los Angeles	Shuey	J. Lopez	S. Green (11th)
Aug. 2, 2003	L, 0-1	at Pittsburgh	Meadows	Jennings	J. Hernandez (2nd)
<b>July 9, 2005</b>	<b>W, 1-0</b>	<b>San Diego</b>	<b>Jennings</b>	<b>Lawrence</b>	<b>González (6th)</b>
<b>April 16, 2006</b>	<b>L, 0-1</b>	<b>Philadelphia</b>	<b>Myers</b>	<b>Cook</b>	<b>Howard (7th)</b>
<b>July 25, 2006</b>	<b>L, 0-1</b>	<b>St. Louis</b>	<b>Carpenter</b>	<b>Jennings</b>	<b>Pujols (6th)</b>
<b>Aug. 1, 2006</b>	<b>L, 0-1</b>	<b>Milwaukee</b>	<b>Bush</b>	<b>Fogg</b>	<b>Damian Miller (7th)</b>
<b>June 11, 2008</b>	<b>W, 1-0</b>	<b>San Diego</b>	<b>Fuentes</b>	<b>Yabu</b>	<b>No RBI; Molina error</b>
<b>Sept. 14, 2008</b>	<b>W, 1-0 (10)</b>	<b>Los Angeles</b>	<b>Corpas</b>	<b>Kuo</b>	<b>Tulowitzki (10th)</b>
<b>Sept. 17, 2008</b>	<b>W, 1-0</b>	<b>San Diego</b>	<b>Hernandez</b>	<b>Geer</b>	<b>Koshansky (4th)</b>
May 3, 2009	L, 0-1 (10)	at San Francisco	Medders	Corpas	Aurilia (10th)
July 1, 2009	L, 0-1	at Los Angeles-NL	Troncoso	Hammel	Furcal (8th)
<b>July 6, 2009</b>	<b>W, 1-0</b>	<b>Washington</b>	<b>Marquis</b>	<b>Stammen</b>	<b>Helton (1st)</b>
<b>June 12, 2010</b>	<b>W, 1-0</b>	<b>Toronto</b>	<b>Hammel</b>	<b>Morrow</b>	<b>González (6th)</b>
July 18, 2010	W, 1-0	at Cincinnati	Cook	Wood	Iannetta (6th)
Aug. 10, 2010	L, 0-1	at New York-NL	Pelfrey	Jiménez	Reyes (7th)
Aug. 22, 2010	W, 1-0	at Arizona	Chacin	Heilman	Fowler (8th)
Oct. 2, 2010	L, 0-1	at St. Louis	Motte	Morales	No RBI (11th)
Aug. 23, 2012	W, 1-0	at New York-NL	Brothers	Parnell	Nelson (8th)
Sept. 5, 2012	L, 0-1	at Atlanta	Minor	White	No RBI (4th)
Sept. 6, 2012	L, 0-1	at Atlanta	Hudson	Chacin	No RBI (2nd)
July 13, 2013	L, 0-1	at Los Angeles-NL	Greinke	Chatwood	Ramirez (1st)
Sept. 28, 2013	W, 1-0	at Los Angeles-NL	Nicasio	Grienke	Arenado (4th)
April 12, 2014	W, 1-0	at San Francisco	Kahnle	Cain	Tulowitzki (3rd)
Sept. 22, 2014	L, 0-1	at San Diego	Stults	Matzek	Rivera (1st)
May 17, 2015	L, 0-1	at Los Angeles-NL	Bolsinger	Kendrick	Grandal (4th)
June 8, 2016	W, 1-0	at Los Angeles-NL	Rusin	Maeda	Descalso (7th)
July 17, 2016	L, 0-1	at Atlanta	J. Johnson	Germer	d'Arnaud (9th)
April 27, 2018	W, 1-0	at Miami	Senzatela	Urena	Senzatela (5th)
<b>July 4, 2018</b>	<b>W, 1-0</b>	<b>San Francisco</b>	<b>Anderson</b>	<b>Suarez</b>	<b>Iannetta (7th)</b>
June 27, 2018	L, 0-1	at San Francisco	Moronta	Musgrave	Crawford (9th)
April 3, 2019	W, 1-0 (11)	at Tampa Bay	Davis	Roe	Iannetta (10th)
April 11, 2019	L, 0-1	at San Francisco	Samardzija	Gray	Pillar (7th)
July 24, 2020	L, 0-1	at Texas	Lynn	Márquez	Odor (6th)
Sept. 7, 2020	L, 0-1	at San Diego	Pomeranz	Estévez	Profar (9th)

**Bold indicates home games**

## LOW-RUN GAMES AT COORS FIELD

After no 1-0 games over the park's first 10 years, there have now been 11 1-0 contests at Coors Field since 2005. The first came on July 9, 2005, when the Rockies beat the Padres 1-0. It happened in the 847th regular season game in the facility's history; according to the Elias Sports Bureau, the 846 total contests without a 1-0 game is the longest span of any park in Major League history. The previous record was 635 games, held by the Philadelphia Athletics of the American Association from 1882 to 1891. On Sept. 14, 2008 vs. Los Angeles, the Rockies defeated the Dodgers 1-0 in 10 innings; this game was scoreless through nine innings—a first in Coors Field history. According to the Elias Sports Bureau, that game was the first game ever played at either Mile High Stadium or Coors Field that was scoreless at the end of the ninth inning (previously at Coors Field: 0-0 after eight innings on June 11 vs. San Francisco). The Rockies played 1,257 previous games in Colorado in their history, the longest streak of home games without a 0-0 score through nine innings for any team since the Athletics played 1,615 straight home games in which at least one team scored before extra frames; the A's streak lasted more than 20 years (June 22, 1947 through Sept. 3, 1967), spanning the club's relocation from Philadelphia to Kansas City. Coincidentally, the Rockies lost 1-0 to the Texas Rangers in the inaugural game at Globe Life Field on July 24, 2020.



# LARGEST COMEBACK VICTORIES AT COORS FIELD

Deficit Erased	Date	Line Score	1	2	3	4	5	6	7	8	9	R	H	E
9 (4-13)	July 4, 2008	Florida	5	2	0	6	0	0	4	0	0	17	22	2
		Colorado	1	2	1	1	4	3	4	0	2	18	21	0
9 (1-10)	August 25, 2010	Atlanta	3	4	3	0	0	0	0	0	0	10	14	2
		Colorado	0	1	0	1	3	3	0	4	x	12	14	0
8 (0-8)	June 28, 1994 (GM 1)	San Diego	0	2	5	1	0	1	0	0	0	9	18	1
		Colorado	0	0	0	6	3	0	0	1	x	10	14	3
8 (0-8)	Sept. 27, 2001	San Diego	2	6	0	0	0	0	1	0	0	9	14	1
		Colorado	0	2	9	0	2	0	0	0	x	13	18	2
8 (0-8)	July 4, 2004	Detroit	1	4	0	2	1	0	0	0	0	8	12	1
		Colorado	0	0	0	0	6	4	0	0	x	10	10	2
7 (0-7)	June 12, 1993	Houston	0	2	5	0	1	1	0	0	2	11	13	1
		Colorado	0	0	0	4	1	3	1	5	x	14	20	5
7 (2-9)	July 12, 1996	San Diego	3	0	1	0	1	4	0	0	3	12	14	0
		Colorado	0	1	0	1	0	0	1	1	x	13	12	2
7 (0-7)	Sept. 27, 1998	San Francisco	0	0	3	0	4	0	0	1	0	8	12	0
		Colorado	0	0	0	0	6	0	2	0	1	9	15	1
7 (1-8)	June 28, 2000	San Francisco	5	1	2	3	0	0	1	0	1	13	13	2
		Colorado	0	1	4	0	3	4	4	1	x	17	17	1
7 (0-7)	May 13, 2003	New York-NL	3	3	0	0	1	0	0	1	0	8	13	1
		Colorado	0	0	0	0	0	0	4	5	x	9	15	0
7 (0-7)	Sept. 24, 2006	Atlanta	5	0	0	2	0	1	0	0	0	8	15	0
		Colorado	0	0	0	2	4	0	1	2	x	9	13	0
7 (9-2)	July 6, 2010	St. Louis	0	0	3	2	1	3	0	0	0	9	11	1
		Colorado	0	0	2	0	0	0	1	0	9	12	19	1

## OPENING DAY RECORDS

### Career

- **Games:** 16, Todd Helton
- **Hits:** 24, Todd Helton
- **Doubles:** 9, Todd Helton
- **Triples:** 1, Matt Holliday, Juan Pierre, Larry Walker
- **Home Runs:** 3, Nolan Arenado, Vinny Castilla, Carlos González, Trevor Story, Troy Tulowitzki
- **RBI:** 9, Dante Bichette, Larry Walker
- **Steals:** 2, Todd Helton, Eric Young
- **Wins:** 2, Darryl Kile
- **Starts:** 2, Aaron Cook, Jorge De La Rosa, Jon Gray, Mike Hampton, Jason Jennings, Ubaldo Jiménez, Darryl Kile, Kevin Ritz
- **Innings:** 13.2, Darryl Kile
- **Saves:** 1, Rafael Betancourt, Manny Corpas, Greg Holland, Franklin Morales
- **Strikeouts:** 14, Jorge De La Rosa

### Single Game

- **Hits:** 5, Aaron Miles, April 4, 2005 vs. San Diego
- **Doubles:** 3, Aaron Miles, April 4, 2005 vs. San Diego; Gerardo Parra, April 4, 2016 at Arizona; Larry Walker, April 26, 1995 vs. New York-NL
- **Triples:** 1, Matt Holliday, April 4, 2005 vs. SD; Juan Pierre, April 2, 2001 vs. St. Louis; Larry Walker, April 1, 2003 at Houston
- **Home Runs:** 2, Vinny Castilla, March 31, 1998 at Arizona; Trevor Story, April 4, 2016 at Arizona
- **RBI:** 5, Vinny Castilla, March 31, 1998 at Arizona
- **SB:** 1, 20x, last: Charlie Blackmon, April 3, 2017 at Milwaukee

### Consecutive Starts (years)

- 16, Todd Helton (1998-2013)
- 9, Troy Tulowitzki (2007-2015)
- 9, Carlos González (2010-2018)

### Consecutive Starts (pitching)

- 2, Kevin Ritz (1996-97)
- 2, Darryl Kile (1998-99)
- 2, Mike Hampton (2001-2002)
- 2, Ubaldo Jiménez (2010-11)
- 2, Jon Gray (2017-18)

### Most Opening Day Starts

- C: Chris Iannetta, 6
- 1B: Todd Helton, 16
- 2B: DJ LeMahieu, 5
- 3B: Nolan Arenado, 7
- SS: Troy Tulowitzki, 9
- LF: Carlos González, 5
- CF: Charlie Blackmon, 5
- RF: Larry Walker, 7

Overall Record:.....15-13  
 Home/Road:.....4-3 / 10-10  
 Neutral:.....1-0  
 Coors Field:.....4-2  
 Mile High Stadium:.....0-1  
 Day:.....11-11  
 Night:.....4-2  
 Arizona.....4-4  
 Atlanta.....0-1  
 Cincinnati.....0-1  
 Houston.....1-1  
 Miami.....1-1  
 Milwaukee.....3-1  
 New York (NL).....1-1  
 Philadelphia.....1-1  
 San Diego.....2-0  
 St. Louis.....2-1  
 Texas.....0-1  
 Extra innings:.....2-2  
 Shortest Game:.....2:14, April 3, 2000  
 .....at Atlanta  
 Longest Game:.....4:11, April 4, 2016  
 .....at Arizona

### Longest Game (extra innings):

.....4:49 (14 innings)  
 .....April 26, 1995  
 .....vs. NY Mets  
 Consecutive Wins:.....3, 2x, last: 2015-17  
 Consecutive Losses:.....2, 3x, last: 2013-14  
 Consecutive Openers at Home:  
 .....3, 2005-07  
 Consecutive Openers on Road:  
 .....9, 2012-20  
 Sunday .....1-0 record  
 .....1999, Won  
 Monday.....7-8 record  
 .....1993, Lost  
 .....1994, Lost  
 .....2000, Lost  
 .....2001, Won  
 .....2002, Lost  
 .....2005, Won  
 .....2005, Won  
 .....2006, Won  
 .....2007, Lost  
 .....2009, Lost  
 .....2010, Won  
 .....2013, Lost  
 .....2014, Lost  
 .....2015, Won  
 .....2016, Won  
 .....2017, Won  
 Tuesday .....4-2 record  
 .....1996, Won  
 .....1997, Lost  
 .....1998, Won  
 .....2003, Lost  
 .....2004, Won  
 .....2008, Won  
 Wednesday.....1-0 record  
 .....1995, Won  
 Thursday .....1-1 record  
 .....2018, Lost  
 .....2019, Won  
 Friday .....1-2 record  
 .....2011, Lost  
 .....2012, Won  
 .....2020, Lost

# Rockies on Opening Day

## OPENING DAY RESULTS (15-13)

Date	Opp.	Result	Starter	W-L	IP	H	R	ER	BB	SO
April 5, 1993	at New York	L, 0-3	Nied	L	5.0	6	2	2	6	3
April 4, 1994	Philadelphia	L, 6-12	Reynoso	-	6.0	5	2	2	2	4
April 26, 1995	New York	W, 11-9 (14)	Swift	-	6.0	10	5	5	0	4
April 2, 1996	at Philadelphia	W, 5-3	Ritz	W	5.1	1	0	0	7	4
April 1, 1997	at Cincinnati	L, 4-11	Ritz	L	5.0	8	5	5	4	2
March 31, 1998 <sup>^</sup>	at Arizona	W, 9-2	Kile	W	7.0	4	1	1	3	4
April 4, 1999 <sup>#</sup>	at San Diego	W, 8-2	Kile	W	6.2	5	2	2	4	4
April 3, 2000	at Atlanta	L, 0-2	Astacio	L	7.1	6	2	2	1	5
April 2, 2001	St. Louis	W, 8-0	Hampton	W	8.1	5	0	0	3	5
April 1, 2002	at St. Louis	L, 2-10	Hampton	L	3.2	9	6	6	3	1
April 1, 2003	at Houston	L, 4-10	Jennings	L	4.0	9	8	8	1	5
April 6, 2004	at Arizona	W, 6-2	Estes	W	7.0	2	1	1	2	3
April 4, 2005	vs. San Diego	W, 12-10	Kennedy	-	5.0	7	6	6	4	7
April 3, 2006	vs. Arizona	W, 3-2 (11)	Jennings	-	7.0	6	1	1	1	6
April 2, 2007	vs. Arizona	L, 6-8	Cook	-	6.0	9	5	5	4	4
April 1, 2008 <sup>*</sup>	at St. Louis	W, 2-1	Wells	-	5.1	4	1	1	3	3
April 6, 2009	at Arizona	L, 8-9	Cook	-	2.1	7	6	6	1	2
April 5, 2010	at Milwaukee	W, 5-3	Jiménez	W	6.0	8	1	1	1	6
April 1, 2011	vs. Arizona	L, 6-7	Jiménez	-	6.0	7	6	5	1	1
April 6, 2012	at Houston	W, 5-3	Guthrie	W	7.0	4	3	3	3	1
April 1, 2013	at Milwaukee	L, 4-5 (10)	Chacín	-	6.2	3	1	1	3	6
March 31, 2014	at Miami	L, 1-10	De La Rosa	L	4.1	4	5	5	2	6
April 6, 2015	at Milwaukee	W, 10-0	Kendrick	W	7.0	7	0	0	0	6
April 4, 2016	at Arizona	W, 10-5	De La Rosa	-	4.2	8	5	5	2	8
April 3, 2017	at Milwaukee	W, 7-5	Gray	-	4.0	6	5	5	2	7
March 29, 2018	at Arizona	L, 2-8	Gray	L	4.0	6	3	3	3	4
March 28, 2019	at Miami	W, 6-3	Freeland	W	7.0	2	1	1	1	5
July 24, 2020 <sup>^</sup>	at Texas	L, 0-1	Márquez	L	5.2	2	1	1	3	6

<sup>#</sup> in Monterrey, Mexico

<sup>\*</sup>Rained out Mar. 31 (Francis would have started)

<sup>^</sup>Ballpark's inaugural game

## HOME OPENER RESULTS (15-12)

Date	Opponent	Result	Starter	W-L	IP	H	R	ER	BB	SO
April 9, 1993	Montreal	W, 11-4	B. Smith	W	7.0	6	0	0	0	1
April 4, 1994	Philadelphia	L, 6-12	Reynoso	-	6.0	5	2	2	2	4
April 26, 1995	New York	W, 11-9 (14)	Swift	-	6.0	10	5	5	0	4
April 8, 1996	Chicago	L, 6-9	Ritz	L	7.0	11	9	9	4	4
April 7, 1997	Cincinnati	W, 13-2	Swift	W	6.0	3	2	1	2	4
April 7, 1998	St. Louis	L, 11-12	Astacio	L	5.0	5	6	6	2	7
April 12, 1999	San Diego	L, 5-8 (11)	Astacio	-	7.0	7	3	3	2	8
April 10, 2000	Cincinnati	W, 7-5	Arrojo	W	6.0	6	2	2	0	4
April 2, 2001	St. Louis	W, 8-0	Hampton	W	8.1	5	0	0	3	5
April 8, 2002	Houston	L, 4-8	Neagle	L	5.2	9	6	6	4	2
April 4, 2003	Arizona	W, 2-1	Chacón	W	7.0	2	1	1	0	8
April 12, 2004	Arizona	W, 7-4	Jennings	-	6.0	6	3	3	4	3
April 4, 2005	San Diego	W, 12-10	Kennedy	-	5.0	7	6	6	4	7
April 3, 2006	Arizona	W, 3-2 (11)	Jennings	-	7.0	6	1	1	1	6
April 2, 2007	Arizona	L, 6-8	Cook	-	6.0	9	5	5	4	4
April 4, 2008	Arizona	L, 1-8	Redman	L	5.2	9	5	4	3	4
April 10, 2009	Philadelphia	W, 10-3	Marquis	W	7.0	5	2	2	2	2
April 9, 2010	San Diego	W, 7-0	De La Rosa	W	7.0	1	0	0	1	9
April 1, 2011	Arizona	L, 6-7	Jiménez	-	6.0	7	6	5	1	1
April 9, 2012	San Francisco	L, 0-7	Chacín	L	4.0	4	4	4	5	3
April 5, 2013	San Diego	W, 5-2	Francis	W	6.0	5	1	1	1	5
April 4, 2014	Arizona	W, 12-2	Nicasio	W	7.0	4	1	1	1	6
April 10, 2015	Chicago-NL	W, 5-1	Matzek	-	4.0	4	1	1	3	4
April 8, 2016	San Diego	L, 6-13	Lyles	L	3.1	7	5	5	3	4
April 7, 2017	Los Angeles-NL	W, 2-1	Freeland <sup>*</sup>	W	6.0	4	1	1	2	6
April 6, 2018	Atlanta	L, 3-8	Márquez	L	4.2	7	7	7	6	2
April 5, 2019	Los Angeles-NL	L, 10-6	Anderson	L	4.0	9	6	6	3	2
July 31, 2020	San Diego	L, 7-8	Gray	-	5.2	4	3	2	1	2

<sup>\*</sup>Major League debut

**(Rockies on Opening Day, continued)**

**OPENING DAY LINEUPS**

**1993**  
**April 5 at New York**  
 21 Eric Young 2B  
 5 Alex Cole CF  
 10 Dante Bichette RF  
 14 Andres Galarraga 1B  
 24 Jerald Clark LF  
 13 Charlie Hayes 3B  
 7 Joe Girardi C  
 12 Freddie Benavides SS  
 17 David Nied P

**1994**  
**April 4 vs. Philadelphia**  
 22 Walt Weiss SS  
 20 Howard Johnson LF  
 10 Dante Bichette RF  
 14 Andres Galarraga 1B  
 13 Charlie Hayes 3B  
 26 Ellis Burks CF  
 7 Joe Girardi C  
 8 Roberto Mejia 2B  
 42 Armando Reynoso P

**1995**  
**April 26 vs. New York**  
 22 Walt Weiss SS  
 7 Joe Girardi C  
 33 Larry Walker RF  
 14 Andres Galarraga 1B  
 10 Dante Bichette LF  
 12 Mike Kingery CF  
 9 Vinny Castilla 3B  
 8 Roberto Mejia 2B  
 20 Bill Swift P

**1996**  
**April 2 at Philadelphia**  
 22 Walt Weiss SS  
 26 Ellis Burks LF  
 10 Dante Bichette RF  
 33 Larry Walker CF  
 14 Andres Galarraga 1B  
 9 Vinny Castilla 3B  
 6 Jason Bates 2B  
 27 Jorge Brito C  
 30 Kevin Ritz P

**1997**  
**April 1 at Cincinnati**  
 21 Eric Young 2B  
 26 Ellis Burks CF  
 10 Dante Bichette LF  
 33 Larry Walker RF  
 14 Andres Galarraga 1B  
 9 Vinny Castilla 3B  
 8 Kirt Manwaring C  
 22 Walt Weiss SS  
 30 Kevin Ritz P

**1998**  
**March 31 at Arizona**  
 3 Mike Lansing 2B  
 26 Ellis Burks CF  
 33 Larry Walker RF  
 10 Dante Bichette LF  
 9 Vinny Castilla 1B  
 17 Todd Helton 3B  
 5 Neifi Perez SS  
 8 Kirt Manwaring C  
 57 Darryl Kile P

**1999**  
**April 4 vs. San Diego (in Mexico)**  
 12 Darryl Hamilton CF  
 5 Neifi Perez SS  
 28 Lenny Harris RF  
 10 Dante Bichette LF  
 9 Vinny Castilla 3B  
 17 Todd Helton 1B  
 3 Mike Lansing 2B  
 8 Kirt Manwaring C  
 57 Darryl Kile P

**2000**  
**April 3 at Atlanta**  
 24 Tom Goodwin CF  
 3 Mike Lansing 2B  
 33 Larry Walker RF  
 7 Jeff Cirillo 3B  
 17 Todd Helton 1B  
 4 Jeffrey Hammonds LF  
 5 Neifi Perez SS  
 8 Brent Mayne C  
 34 Pedro Astacio P

**2001**  
**April 2 vs. St. Louis**  
 9 Juan Pierre CF  
 12 Todd Walker 2B  
 33 Larry Walker RF  
 17 Todd Helton 1B  
 7 Jeff Cirillo 3B  
 27 Todd Hollandsworth LF  
 5 Neifi Perez SS  
 8 Brent Mayne C  
 10 Mike Hampton P

**2002**  
**April 1 at St. Louis**  
 9 Juan Pierre CF  
 4 Juan Uribe SS  
 33 Larry Walker RF  
 17 Todd Helton 1B  
 7 Todd Zeile 3B  
 27 Todd Hollandsworth LF  
 2 Jose Ortiz 2B  
 29 Gary Bennett C  
 10 Mike Hampton P

**2003**  
**April 1 at Houston**  
 10 Ronnie Belliard 2B  
 24 Jay Payton LF  
 17 Todd Helton 1B  
 33 Larry Walker RF  
 44 Preston Wilson CF  
 18 Jose Hernandez SS  
 23 Charles Johnson C  
 7 Chris Stynes 3B  
 32 Jason Jennings P

**2004**  
**April 6 at Arizona**  
 4 Luis González 2B  
 10 Royce Clayton SS  
 17 Todd Helton 1B  
 44 Preston Wilson CF  
 9 Vinny Castilla 3B  
 19 Kit Pellow LF  
 35 Jeremy Burnitz RF  
 23 Charles Johnson C  
 55 Shawn Estes P

**2005**  
**April 4 vs. San Diego**  
 6 Aaron Miles 2B  
 12 Clint Barmes SS  
 17 Todd Helton 1B  
 44 Preston Wilson CF  
 5 Matt Holliday LF  
 22 Dustin Mohr RF  
 10 Jeff Baker 3B  
 7 J.D. Closser C  
 37 Joe Kennedy P

**2006**  
**April 3 vs. Arizona**  
 31 Cory Sullivan CF  
 12 Clint Barmes SS  
 17 Todd Helton 1B  
 5 Matt Holliday LF  
 27 Garrett Atkins 3B  
 11 Brad Hawpe RF  
 4 Luis González 2B  
 55 Danny Ardoín C  
 32 Jason Jennings P

**2007**  
**April 2 vs. Arizona**  
 3 Willy Taveras CF  
 7 Kazuo Matsui 2B  
 27 Garrett Atkins 3B  
 17 Todd Helton 1B  
 5 Matt Holliday LF  
 11 Brad Hawpe RF  
 2 Troy Tulowitzki SS  
 20 Chris Iannetta C  
 28 Aaron Cook P

**2008**  
**April 1 at St. Louis**  
 3 Willy Taveras CF  
 2 Troy Tulowitzki SS  
 17 Todd Helton 1B  
 5 Matt Holliday LF  
 27 Garrett Atkins 3B  
 11 Brad Hawpe RF  
 8 Yorvit Torrealba C  
 4 Jayson Nix 2B  
 16 Kip Wells P

**2009**  
**April 6 at Arizona**  
 19 Ryan Spilborghs CF  
 7 Seth Smith LF  
 17 Todd Helton 1B  
 27 Garrett Atkins 3B  
 11 Brad Hawpe RF  
 9 Ian Stewart 2B  
 2 Troy Tulowitzki SS  
 20 Chris Iannetta C  
 28 Aaron Cook P

**2010**  
**April 5 at Milwaukee**  
 5 Carlos González CF  
 7 Seth Smith LF  
 17 Todd Helton 1B  
 2 Troy Tulowitzki SS  
 11 Brad Hawpe RF  
 20 Chris Iannetta C  
 9 Ian Stewart 3B  
 12 Clint Barmes 2B  
 38 Ubaldo Jiménez P

**2011**  
**April 1 vs. Arizona**  
 24 Dexter Fowler CF  
 7 Seth Smith RF  
 5 Carlos González LF  
 2 Troy Tulowitzki SS  
 17 Todd Helton 1B  
 21 Ty Wigginton 3B  
 22 Jose Lopez C  
 20 Chris Iannetta C  
 38 Ubaldo Jiménez P

**2012**  
**April 6 at Houston**  
 19 Marco Scutaro 2B  
 24 Dexter Fowler CF  
 5 Carlos González LF  
 2 Troy Tulowitzki SS  
 17 Todd Helton 1B  
 3 Michael Cuddyer RF  
 55 Ramon Hernandez C  
 10 Chris Nelson 3B  
 15 Jeremy Guthrie P

**2013**  
**April 1 at Milwaukee**  
 24 Dexter Fowler CF  
 14 Josh Rutledge 2B  
 5 Carlos González LF  
 2 Troy Tulowitzki SS  
 3 Michael Cuddyer RF  
 17 Todd Helton 1B  
 20 Wilin Rosario C  
 10 Chris Nelson 3B  
 45 Jhoulys Chacin RHP

**2014**  
**March 31 at Miami**  
 19 Charlie Blackmon CF  
 3 Michael Cuddyer RF  
 5 Carlos González LF  
 2 Troy Tulowitzki SS  
 33 Justin Morneau 1B  
 20 Wilin Rosario C  
 28 Nolan Arenado 3B  
 9 DJ LeMahieu 2B  
 28 Jorge De La Rosa P

**2015**  
**April 6 at Milwaukee**  
 19 Charlie Blackmon CF  
 5 Carlos González RF  
 2 Troy Tulowitzki SS  
 33 Justin Morneau 1B  
 28 Nolan Arenado 3B  
 6 Cory Dickerson LF  
 4 Nick Hundley C  
 9 DJ LeMahieu 2B  
 37 Kyle Kendrick RHP

**2016**  
**April 5 at Arizona**  
 19 Charlie Blackmon CF  
 27 Trevor Story RF  
 5 Carlos González SS  
 28 Nolan Arenado 3B  
 8 Gerardo Parra LF  
 12 Mark Reynolds 1B  
 4 Nick Hundley C  
 9 DJ LeMahieu 2B  
 29 Jorge De La Rosa P

**2017**  
**April 3 at Milwaukee**  
 19 Charlie Blackmon CF  
 9 DJ LeMahieu 2B  
 5 Carlos González RF  
 28 Nolan Arenado 3B  
 27 Trevor Story SS  
 8 Gerardo Parra LF  
 12 Mark Reynolds 1B  
 14 Tony Wolters C  
 55 Jon Gray P

**2018**  
**March 29 at Arizona**  
 19 Charlie Blackmon CF  
 9 DJ LeMahieu 2B  
 28 Nolan Arenado 3B  
 27 Trevor Story RF  
 5 Carlos González SS  
 20 Ian Desmond 1B  
 8 Gerardo Parra LF  
 22 Chris Iannetta C  
 55 Jon Gray P

**2019**  
**March 28 at Miami**  
 19 Charlie Blackmon RF  
 9 Daniel Murphy 1B  
 28 Nolan Arenado 3B  
 27 Trevor Story SS  
 26 David Dahl LF  
 20 Ian Desmond CF  
 24 Ryan McMahon 2B  
 22 Chris Iannetta C  
 21 Kyle Freeland P

**2020**  
**July 24 at Texas**  
 26 David Dahl CF  
 27 Trevor Story SS  
 19 Charlie Blackmon RF  
 28 Nolan Arenado 3B  
 9 Daniel Murphy 1B  
 24 Ryan McMahon 2B  
 15 Raimel Tapia DH  
 22 Sam Hilliard LF  
 14 Tony Wolters C

Record Book

# Rockies on Special Occasions

## ROCKIES ON HOME FIREWORKS NIGHTS (41-25)

Date	Opponent	Result	Attendance
July 3, 1993	Chicago	W, 5-4	63,826
July 14, 1994	St. Louis	W, 8-1	63,745
July 4, 1995	Houston	L, 8-16	48,078
July 11, 1996	San Diego	W, 8-5 (10)	45,703
July 10, 1997	San Diego	L, 5-11	45,833
June 24, 1998	Houston	W, 8-6	48,150
July 3, 1999 (D)	San Diego	W, 12-10	38,375
July 3, 1999 (N)	San Diego	W, 8-6	48,750
July 13, 2000	Cincinnati	L, 6-15	48,735
Sept. 22, 2000	Florida	L, 4-8	45,529
July 6, 2001	Anaheim	L, 5-6	48,576
Sept. 28, 2001	Milwaukee	W, 6-5	44,109
July 3, 2002	San Francisco	W, 14-4	48,504
July 5, 2002	San Diego	W, 9-6	48,540
Sept. 20, 2002	Arizona	W, 9-4	37,842
July 2, 2003	Arizona	W, 6-2	47,032
July 3, 2003	Arizona	L, 4-8	48,560
Sept. 19, 2003	San Diego	W, 6-5	31,976
July 2, 2004	Detroit	W, 9-8 (10)	47,585
July 3, 2004	Detroit	W, 11-6	48,131
Sept. 24, 2004	St. Louis	L, 4-5	45,053
May 30, 2005	St. Louis	L, 4-5	34,239
July 4, 2005	Los Angeles-NL	L, 3-4 (11)	48,538
Sept. 23, 2005	San Francisco	L, 6-7	35,265
July 3, 2006	San Francisco	L, 6-9	48,364
July 4, 2006	San Francisco	W, 6-1	48,078
Sept. 22, 2006	Atlanta	W, 6-4	33,260
July 3, 2007	New York-NL	W, 11-3	48,040
July 4, 2007	New York-NL	W, 17-7	48,123
Sept. 28, 2007	Arizona	L, 2-4	48,190
July 3, 2008	Florida	W, 6-5 (11)	48,084
July 4, 2008	Florida	W, 18-17	48,691
Sept. 19, 2008	Arizona	W, 3-2	43,137
July 3, 2009	Arizona	W, 5-0	49,026
July 4, 2009	Arizona	L, 7-11	49,096
Sept. 25, 2009	St. Louis	W, 2-1	48,847
July 2, 2010	San Francisco	W, 6-3	48,127
July 3, 2010	San Francisco	L, 8-11	49,271
Sept. 24, 2010	San Francisco	L, 1-2	49,071
July 1, 2011	Kansas City	W, 9-0	48,282
July 2, 2011	Kansas City	W, 9-6	49,277
Sept. 16, 2011	San Francisco	L, 1-9	47,302
June 29, 2012	San Diego	W, 10-2	42,785
June 30, 2012	San Diego	L, 8-4	48,169
Sept. 21, 2012	Arizona	L, 15-5	42,359
July 3, 2013	Los Angeles-NL	L, 10-8	48,628
July 4, 2013	Los Angeles-NL	W, 9-5	48,794
Sept. 20, 2013	Arizona	W, 9-4	38,247
July 3, 2014	Los Angeles-NL	L, 2-3	48,533
July 4, 2014	Los Angeles-NL	L, 0-9	48,815
Sept. 19, 2014	Arizona	W, 8-3	29,036
May 23, 2015	San Francisco	W, 10-5	30,189
July 10, 2015	Atlanta	W, 5-3	48,254
Sept. 25, 2015	Los Angeles-NL	W, 7-4	38,485
July 8, 2016	Philadelphia	L, 3-5	42,335
July 9, 2016	Philadelphia	W, 8-3	48,105
Sept. 30, 2016	Milwaukee	W, 4-1	41,068
July 3, 2017	Cincinnati	W, 5-3	49,131
July 4, 2017	Cincinnati	L, 1-8	48,338
Sept. 29, 2017	Los Angeles-NL	W, 9-1	48,395
July 3, 2018	San Francisco	W, 8-1	48,072
July 4, 2018	San Francisco	W, 1-0	48,158
Sept. 28, 2018	Washington	W, 5-2	48,089
July 2, 2019	Houston	L, 8-9	47,864
July 3, 2019	Houston	L, 4-2	48,308
Sept. 27, 2019	Milwaukee	W, 4-3	36,771

**(Rockies on Special Occasions, continued)**

**ROCKIES ON JULY 4 (10-17)**

Date	Opponent	Result	Winner	Loser	Attendance
July 4, 1993	CHICAGO-NL	W, 3-1	Parrett	Morgan	59,259
July 4, 1994	at Chicago-NL (1)	L, 3-4	Bautista	Ruffin	-
July 4, 1994	at Chicago-NL (2)	W, 4-2	Walton	Myers	37,167
July 4, 1995	HOUSTON	L, 8-16	Hampton	Olivares	48,078
July 4, 1996	at Los Angeles	L, 4-9	Valdez	Freeman	54,331
July 4, 1997	at San Francisco	L, 0-4	Estes	Wright	41,566
July 4, 1998	at San Diego	L, 1-9	Langston	Jones	61,148
July 4, 1999	SAN DIEGO	L, 0-11	Ashby	Bohanon	38,059
July 4, 2000	at San Francisco (1)	L, 1-4	Hernandez	Yoshii	-
July 4, 2000	at San Francisco (2)	L, 0-3	Gardner	Karl	40,930
July 4, 2001	at San Diego	L, 3-8	Hitchcock	Suzuki	34,188
July 4, 2003	at Milwaukee	W, 8-6	Reed	Estrella	21,144
July 4, 2004	DETROIT	W, 10-8	Bernero	Knotts	26,944
July 4, 2005	LOS ANGELES-NL	L, 3-4	Carrara	Witasick	48,538
July 4, 2006	SAN FRANCISCO	W, 6-1	Francis	Schmidt	48,078
July 4, 2007	NEW YORK-NL	W, 17-7	Fogg	Hernandez	48,123
July 4, 2008	FLORIDA	W, 18-17	Buchholz	Gregg	48,691
July 4, 2009	ARIZONA	L, 7-11	Schoeneweis	Peralta	49,096
July 4, 2010	SAN FRANCISCO	W, 4-3 (15)	Flores	Mota	35,274
July 4, 2011	at Atlanta	L, 1-4	Hanson	Jiménez	36,137
July 4, 2012	at St. Louis	L, 1-4	Wainwright	Guthrie	42,338
July 4, 2013	LOS ANGELES-NL	W, 9-5	Chacin	Capuano	48,794
July 4, 2014	LOS ANGELES-NL	L, 0-9	Kershaw	Jurrjens	48,815
July 4, 2015	at Arizona	L, 3-7	Corbin	Hale	42,113
July 4, 2016	at San Francisco	L, 1-3	Peavy	Anderson	41,874
July 4, 2017	CINCINNATI	L, 1-8	Bailey	Freeland	48,338
July 4, 2018	SAN FRANCISCO	W, 1-0	Anderson	Suárez	48,158

**ROCKIES ON MEMORIAL DAY (16-12)**

Date	Opponent	Result	Winner	Loser	Attendance
May 31, 1993	PITTSBURGH	W, 6-2	Reynoso	Wakefield	47,665
May 30, 1994	at New York	W, 12-2	Ritz	Gozzo	20,705
May 29, 1995	at St. Louis	L, 5-6 (11)	Habyan	Bailey	26,962
May 27, 1996	at St. Louis	W, 5-2	Ritz	Stottlemeyer	38,043
May 26, 1997	ST. LOUIS	W, 9-7	Dejean	Petkovsek	48,043
May 25, 1998	at St. Louis	W, 6-1	Thomson	Busby	42,038
May 31, 1999	at Atlanta	L, 1-3	Millwood	Astacio	34,136
May 29, 2000	HOUSTON	W, 8-7	White	Cabrera	41,231
May 28, 2001	at Los Angeles	L, 10-11 (11)	Herges	Villone	27,812
May 27, 2002	at San Diego	L, 5-8	Lawrence	Hampton	15,666
May 26, 2003	SAN FRANCISCO	W, 12-7	Fuentes	Nathan	28,340
May 31, 2004	at San Diego	W, 7-1	Jennings	Eaton	38,355
May 30, 2005	ST. LOUIS	L, 4-5	Marquis	Witasick	34,239
May 29, 2006	at San Diego	W, 5-0	Jennings	Thompson	27,904
May 28, 2007	ST. LOUIS	W, 6-2	Francis	Wells	31,575
May 26, 2008	at Philadelphia	L, 5-20	Moyer	De La Rosa	44,764
May 25, 2009	LOS ANGELES-NL	L, 6-16	Ohman	De La Rosa	37,024
May 31, 2010	at San Francisco	W, 4-0	Jiménez	Lincecum	42,645
May 30, 2011	at Los Angeles-NL	L, 1-7	Billingsley	Hammel	36,962
May 28, 2012	HOUSTON (1)	W, 9-7	Belisle	Rodriguez	34,546
May 28, 2012	HOUSTON (2)	W, 7-6 (10)	Roenicke	Myers	35,786
May 27, 2013	at Houston	L, 3-2 (12)	Clemens	Lopez	16,044
May 26, 2014	at Philadelphia	L, 0-9	Kendrick	Chacin	27,289
May 25, 2015	at Cincinnati	W, 5-4	Betancourt	Chapman	20,516
May 30, 2016	CINCINNATI	L, 8-11	Straily	Bettis	30,608
May 29, 2017	SEATTLE	L, 5-6	Gaviglio	Chatwood	40,298
May 28, 2018	SAN FRANCISCO	W, 6-5 (10)	Shaw	Suárez	32,409
May 27, 2019	ARIZONA	W, 4-3 (11)	Oh	Andriese	35,604

**ROCKIES ON LABOR DAY (16-8)**

Date	Opponent	Result	Winner	Loser	Attendance
Sept. 6, 1993	at Montreal	L, 3-4	Scott	Reed	40,066
Sept. 4, 1995	at Chicago-NL	L, 0-2	Castillo	Rekar	31,601
Sept. 2, 1996	at Pittsburgh	W, 8-3	Ritz	Loaiza	9,513
Sept. 1, 1997	at Anaheim	W, 4-1	Thomson	Watson	19,614
Sept. 7, 1998	FLORIDA	W, 15-10	Leskanic	Ludwick	41,094
Sept. 6, 1999	at Montreal	W, 5-3	Astacio	Thurman	7,698
Sept. 4, 2000	CHICAGO-NL	W, 6-2	Rose	Lieber	40,277
Sept. 3, 2001	at San Francisco	W, 4-1	Jennings	Rueter	41,528
Sept. 2, 2002	at San Diego	W, 5-2	Jennings	B. Jones	31,857
Sept. 4, 2006	at San Diego	L, 5-7	Seanez	Fuentes	35,722
Sept. 3, 2007	SAN FRANCISCO	W, 7-4	Francis	Cain	30,168
Sept. 1, 2008	SAN FRANCISCO	W, 4-0	De La Rosa	Sanchez	31,388
Sept. 7, 2009	CINCINNATI	W, 4-3	Betancourt	Fisher	40,357
Sept. 6, 2010	CINCINNATI	W, 10-5	Jiménez	Bray	40,237
Sept. 5, 2011	ARIZONA	L, 7-10	Miley	Rogers	40,342
Sept. 3, 2012	at Atlanta	L, 1-6	Medlen	Chatwood	24,848
Sept. 2, 2013	LOS ANGELES	L, 8-10	Kershaw	Manship	36,822
Sept. 1, 2014	SAN FRANCISCO	W, 10-9	Hawkins	Romo	33,711
Sept. 7, 2015	at San Diego	W, 6-4	Kenrick	Kennedy	24,585
Sept. 5, 2016	SAN FRANCISCO	W, 6-0	Bettis	Moore	26,574
Sept. 4, 2017	SAN FRANCISCO	W, 4-3	Holland	Okert	28,300
Sept. 3, 2018	SAN FRANCISCO	W, 9-8	Oh	Watson	43,256
Sept. 2, 2019	at Los Angeles-NL	L, 9-16	Buehler	Lambert	45,910
Sept. 7, 2020	at San Diego	L, 0-1	Pomeranz	Estévez	N/A



**(Rockies on Special Occasions, continued)**

**ROCKIES ON MOTHER'S DAY (11-16)**

Date	Opponent	Result	Winner	Loser	Attendance
May 9, 1993	ATLANTA	L, 7-12	McMichael	S. Reed	70,797
May 8, 1994	at San Diego	W, 1-0	Nied	Ge. Harris	14,328
May 14, 1995	at Florida	W, 6-3	Ritz	Rapp	20,490
May 12, 1996	at Atlanta	L, 5-7	Nen	Leskanic	21,058
May 11, 1997	at Philadelphia	L, 1-3	Schilling	Thomson	21,282
May 10, 1998	at Montreal	W, 5-3	Kile	Kline	10,041
May 9, 1999	PHILADELPHIA	L, 8-10	Ryan	Veres	40,251
May 14, 2000	SAN FRANCISCO	W, 11-7	G. White	Hernandez	44,577
May 13, 2001	MONTREAL	L, 10-14	Lloyd	Astacio	42,235
May 12, 2002	at New York-NL	W, 4-3 (13)	R. White	K. Davis	33,578
May 11, 2003	at Florida	L, 2-7	Pavano	Cook	9,205
May 9, 2004	at Chicago-NL	L, 4-5 (13)	Rusch	Fassero	39,155
May 8, 2005	at Florida	W, 8-3	Francis	Leiter	17,538
May 14, 2006	at Houston	L, 0-3	Pettitte	Francis	37,614
May 13, 2007	SAN FRANCISCO	L, 2-15	Cain	Buchholz	24,243
May 11, 2008	at San Diego	L, 1-6	Young	Reynolds	28,624
May 10, 2009	FLORIDA	W, 3-2	Cook	Volstad	30,197
May 9, 2010	at Los Angeles-NL	L, 0-2	Jiménez	Kershaw	40,718
May 15, 2011	SAN DIEGO	L, 2-8	Latos	Hammel	38,109
May 13, 2012	at Los Angeles-NL	L, 5-11	Lilly	White	49,124
May 12, 2013	at St. Louis	W, 8-2	De La Rosa	Garcia	40,881
Mat 11, 2014	at Cincinnati	L, 1-4	Bailey	Nicasio	33,143
May 10, 2015	LOS ANGELES-NL	L 5-9	Kershaw	Oberg	30,710
May 8, 2016	at San Francisco	W 2-0	Butler	Samardzija	41,593
May 14, 2017	LOS ANGELES-NL	W, 9-6	Senzatela	Urias	41,051
May 13, 2018	MILWAUKEE	L, 3-7	Peralta	Gray	40,453
May 12, 2019	SAN DIEGO	W, 10-7	Senzatela	Margevicius	40,234

**ROCKIES ON FATHER'S DAY (13-14)**

Date	Opponent	Result	Winner	Loser	Attendance
June 20, 1993	SAN DIEGO	W, 3-1	Reed	Mason	63,661
June 19, 1994	at Los Angeles-NL	L, 3-7	Astacio	Ritz	51,015
June 18, 1995	ATLANTA	L, 4-9	Mercker	Freeman	48,032
June 16, 1996	PHILADELPHIA	W, 11-3	Ritz	B. Muñoz	48,041
June 15, 1997	at Oakland	L, 2-5	Prieto	Ritz	24,333
June 21, 1998	LOS ANGELES-NL	W, 11-6	B. Jones	Park	48,186
June 20, 1999	FLORIDA	W, 8-7	Bohanon	Dempster	47,070
June 18, 2000	ARIZONA	W, 19-2	Yoshii	Reynoso	48,117
June 17, 2001	at Cincinnati	W, 4-3	Bohanon	Dessens	25,947
June 16, 2002	CLEVELAND	L, 4-5	Colon	Nagle	40,794
June 15, 2003	at Detroit	W, 5-4	Jennings	Knotts	19,323
June 20, 2004	BALTIMORE	L, 2-4	B. Ryan	Chacón	40,532
June 19, 2005	at Baltimore	L, 2-4	H. Penn	Francis	45,945
June 18, 2006	at St. Louis	L, 1-4	Carpenter	Fogg	45,657
June 17, 2007	TAMPA BAY	L, 4-7	Kazmir	Cook	31,190
June 15, 2008	at Chicago-AL	W, 5-3	Cook	Contreras	32,044
June 21, 2009	PITTSBURGH	W, 5-4	De La Rosa	Maholm	44,131
June 20, 2010	MILWAUKEE	L, 1-6	Hoffman	Corpas	46,511
June 19, 2011	DETROIT	L, 1-9	Verlander	Cook	49,015
June 17, 2012	at Detroit	L, 0-5	Scherzer	Guthrie	40,619
June 16, 2013	PHILADELPHIA	W, 5-2	Chacin	Hamels	45,186
June 15, 2014	at San Francisco	W, 8-7	Belisle	Gutierrez	41,824
June 21, 2015	MILWAUKEE	W, 10-4	Rusin	Garza	41,487
June 19, 2016	at Miami	L, 0-3	Koehler	Anderson	24,993
June 18, 2017	SAN FRANCISCO	W, 7-5	Estévez	Melancon	48,341
June 17, 2018	at Texas	L, 12-13	Chávez	Davis	25,513
June 16, 2019	SAN DIEGO	L, 13-14	Reyes	Davis	47,526

**ROCKIES AND THE WEATHER**

**HOTTEST HOME GAMES**

Game	Denver	Day or	Game Date	Opponent
Temp (F)	High	Night		
100	105	N	June 25, 2012	Washington
97	98	N	July 5, 2017	Cincinnati
97	98	D	June 7, 2006	Pittsburgh
97	99	D	July 29, 2005	Philadelphia
97	100	D	July 13, 2003	Los Angeles-NL
97	99	N	July 1, 2002	San Francisco
97	104	D	June 26, 1994	San Francisco
96	98	N	July 19, 2008	Pittsburgh

**COLDEST HOME GAMES**

Game	Denver	Day or	Game Date	Opponent
Temp (F)	Low	Night		
23	6	D	April 23, 2013 (GM 1)	Atlanta
27	21	D	April 6, 2018	Atlanta
28	10	D	April 18, 2013	New York-NL
28	7	D	April 12, 1997	Montreal
30	6	D	April 23, 2013 (GM 2)	Atlanta
35	21	D	April 15, 1999	San Diego
35	23	N	Oct. 11, 2009 (GM 3)	Philadelphia
37	32	N	April 24, 2018	San Diego
37	32	N	April 21, 2004	Los Angeles-NL
37	23	D	April 12, 2004	Arizona
37	28	D	Sept. 24, 2000	Florida

## The Last Time it Happened...

10 or more consecutive wins.....	Sept. 3-10, 2010 (10)
10 or more consecutive losses .....	April 28-May 13, 2015 (11)
13 consecutive losses .....	July 25-Aug. 6, 1993
Tie.....	None
Suspended game .....	May 22-Sept. 1, 2014 vs. San Francisco (4-2 loss, 9.0 innings)
Rain-shortened completed game in Denver .....	May 8, 2015 vs. Los Angeles-NL (2-1 loss, 5.1 innings)
Rain-shortened completed game on the road.....	Aug. 26, 2012 at Chicago-NL (5-0 loss, 8.0 innings)
1-0 win .....	April 3, 2019 at Tampa Bay
1-0 win at home .....	July 4, 2018 vs. San Francisco
1-0 loss.....	Sept. 7, 2020 at San Diego
1-0 loss at home.....	Aug. 1, 2006 vs. Milwaukee
Doubleheader sweep.....	Aug. 17, 2014 vs. Cincinnati (10-9 and 10-5 wins)
Doubleheader sweep by an opponent at home.....	July 15, 2019 vs. San Francisco (2-19 and 1-2 losses)
Doubleheader sweep by an opponent on the road .....	Sept. 25, 2020 at Arizona (0-4 and 5-11 losses)
Doubleheader shutouts .....	None
Scheduled doubleheader at home .....	May 28, 2012 vs. Houston (split doubleheader)
Four-game sweep at home .....	May 27-30, 2019 vs. Arizona
Four-game sweep on the road.....	Aug. 16-19, 2018 at Atlanta
Four-game sweep by an opponent at home.....	Aug. 29-Sept. 1, 2019 vs. Pittsburgh
Four-game sweep by an opponent on the road .....	Aug. 22-25, 2019 at St. Louis
Shutout win in extra innings at home.....	Sept. 14, 2008 vs. Los Angeles-NL, 1-0 in 10 innings
Shutout win in extra innings on the road .....	April 3, 2019 at Tampa Bay, 1-0 in 11 innings
Shutout loss in extra innings at home .....	None
Shutout loss in extra innings on road.....	April 30, 2017 at Arizona, 2-0 in 13 innings
Opening Day shutout loss.....	July 24, 2020 at Texas (0-1)
Two straight shutout wins at home.....	June 19-20, 2006 vs. Oakland (7-0, 6-0)
Two straight shutout wins on the road .....	April 18-19, 2001 at San Diego (8-0, 4-0)
Two straight shutout losses at home.....	None
Two straight shutout losses on the road .....	Sept. 14-15, 2018 at San Francisco
20-24 .....	July 19, 2017 vs. San Diego (21)
25 or more hits.....	Sept. 25, 2011 at Houston
Allowed 20-24 hits.....	Aug. 19, 2020 vs. Houston (20)
Allowed 25 or more hits .....	Sept. 1, 2020 vs. San Francisco (27)
Nine or more doubles .....	July 2, 1993 vs. Chicago-NL (nine)
Eight doubles .....	May 29, 2018 vs. San Francisco
Seven doubles.....	Sept. 2, 2019 at Los Angeles-NL
Four or more triples.....	April 13, 2016 vs. San Francisco
Two triples in an inning.....	Charlie Blackmon, Nolan Arenado, April 7, 2019 vs. Los Angeles-NL (3rd inning)
Three triples in an inning.....	Jay Payton, Carlos González, Melvin Mora, Sept. 25, 2010 vs. San Francisco (5th inning)
Back-to-back triples.....	Jay Payton and Carlos González, Sept. 25, 2010 vs. San Francisco (5th inning)
Seven home runs in a game .....	May 31, 2016 vs. Cincinnati
Six home runs in a game.....	June 5, 2013 at Cincinnati
Five home runs in a game.....	Sept. 24, 2019 at San Francisco
Seven home runs allowed in a game.....	Aug. 23, 2020 at Los Angeles-NL
Six home runs allowed in a game .....	June 27, 2019 vs. Los Angeles-NL
Five home runs allowed in a game .....	Sept. 4, 2020 at Los Angeles-NL
Three home runs in a game, home, single player .....	Trevor Story, Sept. 5, 2018 vs. San Francisco (Andrew Suárez)
Three home runs in a game, away, single player .....	Charlie Blackmon, Aug. 12, 2016 at Philadelphia (Jake Thompson, Edubray Ramos, David Hernandez)
Four home runs in an inning.....	June 6, 1999 vs. Milwaukee (7th inning) Henry Blanco, Neifi Perez, Dante Bichette, Angel Echevarria
Three home runs in an inning .....	Sept. 26, 2018 vs. Philadelphia (5th inning) David Dahl, Trevor Story, Ian Desmond

## (The Last Time it Happened, continued)

Three consecutive home runs.....	June 19, 2018 vs. New York-NL (3rd inning) Nolan Arenado, Trevor Story, Ian Desmond
Three consecutive home runs allowed .....	Sept. 10, 2011 vs. Cincinnati (5th inning) Chris Heisey, Joey Votto, Jay Bruce
14 total bases in a game, individual player .....	Nolan Arenado, July 19, 2017 vs. San Diego
13 total bases in a game, individual player .....	Carlos González, May 30, 2012 vs. Houston
12 total bases in a game, individual player .....	Charlie Blackmon, June 13, 2019 vs. San Diego
Two grand slams allowed in a game .....	April 28, 1996 vs. Montreal Expos
10 or more runs scored in an inning, home .....	July 26, 2015 vs. Cincinnati (10, 3rd inning)
10 or more runs scored in an inning, away.....	May 5, 2016 at San Francisco (13, 5th inning)
10 or more runs allowed in an inning.....	June 21, 2017 vs. Arizona (10, 4th inning)
12 or more runs allowed in an inning.....	Sept. 12, 2004 vs. San Diego (12, 9th inning)
18 plate appearances in an inning, home.....	July 30, 2010 vs. Chicago Cubs (8th inning)
15 plate appearances in an inning, home.....	April 27, 2012 vs. New York Mets (5th inning)
15 plate appearances in an inning, away.....	May 5, 2016 at San Francisco (17, 5th inning)
10 or more hits in an inning, home .....	Aug. 25, 2018 vs. St. Louis (10, 8th inning)
10 or more hits in an inning, away.....	May 5, 2016 at San Francisco (10, 5th inning)
Triple play turned .....	Sept. 1, 2015 (Game 1) vs. Arizona (Paul Goldschmidt) Jose Reyes to DJ LeMahieu to Ben Paulsen (9th inning)
Triple play by opponent .....	Sept. 12, 2007 at Philadelphia (Matt Holliday) Greg Dobbs to Chase Utley (1st inning)
Grounded into five or more double plays.....	May 17, 2014 vs. San Diego (five)
Opponents grounded into six or more double plays.....	June 5, 1997 vs. San Diego (six, 11 innings)
Opponents grounded into five or more double plays .....	June 21, 2018 vs. New York-NL (five)
10 steals in game .....	June 30, 1996 vs. Los Angeles-NL
Eight steals in a game.....	April 27, 2009 vs. San Diego
Seven steals in a game .....	June 7, 2000 at Seattle
Six steals in a game .....	Aug. 25, 2006 vs. San Diego
Five steals in a game.....	Sept. 18, 2019 vs. New York-NL
Four steals in an inning.....	Sept. 18, 2019 vs. New York-NL (6th inning)
Three steals in an inning.....	April 16, 2019 at San Diego (3rd inning)
Steal by a pitcher.....	Mike Hampton, July 22, 2002 at Arizona (3rd inning)
Steal by a pitcher, opponent.....	Zack Greinke, June 23, 2016 vs. Arizona (4th inning)
Complete-game shutout.....	Germán Márquez, April 14, 2019 at San Francisco (4-0 win)
Complete-game in loss .....	Jorge De La Rosa, Sept. 16, 2015 at Los Angeles Dodgers (2-0 loss)
No-hitter .....	Ubaldo Jiménez, April 17, 2010 at Atlanta (4-0 win)
One-hitter .....	Gérman Márquez, April 14, 2019 at San Francisco (4-0 win)
Combined 1-hitter .....	Ryan Castellani, Jeff Hoffman, Yency Almonte, Phillip Diehl, Aug. 8, 2020 (5-0 win)
Two-hitter, home .....	Chad Bettis, Sept. 5, 2016 vs. San Francisco (6-0 win)
Two-hitter, road .....	April 15, 2017 at San Francisco (Tyler Chatwood, 5-0 win)
Complete-game shutout by opponent .....	Sept. 14, 2018 at San Francisco (Chris Stratton, 2-0)
No-hitter by opponent.....	June 18, 2014 at Los Angeles-NL (Clayton Kershaw, 8-0)
One-hit complete game by opponent .....	Aug. 26, 2014 at San Francisco (Madison Bumgarner, 3-0 loss)
Combined one-hitter by opponent.....	May 15, 2018 at San Diego (4-0 loss) Jordan Lyles, Kirby Yates, Brad Hand
Two-hitter by opponent.....	Aug. 14, 2020 vs. Texas (Lance Lynn, 2-3 loss)
Combined two-hitter by opponent.....	Brandon Bielak, Brooks Raley, Josh James, Blake Taylor, Aug. 17, 2020 at Houston (1-2 loss)
Two straight complete games.....	June 30-July 1, 2009 (Jason Marquis, 3-0 win and Jason Hammel, 1-0 loss)
Two straight complete-game wins.....	Aug. 5-6, 1998 (Jamey Wright, 6-2, and John Thomson, 5-1)
Two straight complete games by opponent .....	May 10, 2013 at St. Louis (Shelby Miller, 3-0, and Adam Wainwright, 3-0)

## (The Last Time it Happened, continued)

Two straight complete-game shutouts by opponent.....	May 10, 2013 at St. Louis (Shelby Miller, 3-0) May 11, 2013 at St. Louis (Adam Wainwright, 3-0)
Three blown saves in a game.....	May 20, 2011 at Milwaukee (14 innings, Rafael Betancourt, Huston Street, Felipe Paulino)
Four strikeouts in an inning .....	Germán Márquez, Oct. 1, 2018 at Los Angeles-NL (4th inning)
Four strikeouts in an inning, opponent.....	Jake Thompson, Aug. 12, 2016 at Philadelphia (2nd inning)
Six errors in a game.....	June 4, 1996 at Houston
Five errors in a game.....	Sept. 9, 2012 at Philadelphia (Game 2)
Three errors in an inning.....	Sept. 1, 2017 vs. Arizona (7th inning)
Inside the park home run.....	Ian Desmond, June 14, 2019 vs. San Diego (Miguel Díaz, 6th inning)
Inside the park home run, opponent.....	Brandon Nimmo, June 18, 2018 vs. New York-NL (Tyler Anderson, 1st inning)
Switch-hit home runs in a game.....	Dexter Fowler, Sept. 5, 2011 vs. Arizona (Wade Miley and Micah Owings)
Switch-hit home runs in a game, opponent.....	Ketel Marte, May 3, 2019 vs. Arizona (Tyler Anderson, Seunghwan Oh)
Pinch-hit grand slam.....	Raimel Tapia, Sept. 27, 2019 vs. Milwaukee (Jay Jackson)
Pinch-hit grand slam, opponent.....	Fernando Tatis, July 27, 2009 at New York-NL (Franklin Morales)
Pinch-hit appearance by a pitcher.....	Peter Lambert, Sept. 24, 2019 at San Francisco (sac bunt)
Pinch-hit by a pitcher.....	Jhoulys Chacin, May 22, 2014 vs. San Francisco (single off David Huff)
Pinch-hit walk by a pitcher .....	Jhoulys Chacin, June 13, 2013 vs. Washington (Craig Stammen)
Home run in a 1-0 win.....	Chris Iannetta, April 3, 2019 at Tampa Bay (Chaz Roe)
Home run in a 1-0 loss .....	Kevin Pillar, April 11, 2019 at San Francisco (Jon Gray)
Two home runs in an inning, opponent player .....	Pablo Sandoval, Sept. 18, 2011 vs. San Francisco (4th inning)
Three home runs in a game, opponent player .....	Alex Dickerson, Sept. 1 vs. San Francisco
Home run by a pitcher.....	Germán Márquez, July 11, 2018 vs. Arizona (Daniel Descalso)
Home run by a pitcher, opponent .....	Madison Bumgarner, Sept. 24, 2019 at San Francisco (Jeff Hoffman)
Five or more home runs in a season, pitcher .....	Mike Hampton, 2001 (seven)
Three or more home runs in a season, pitcher .....	Mike Hampton, 2002 (three)
Grand slam, Rockies pitcher .....	Denny Neagle, Sept. 29, 2001 vs. Milwaukee (Jimmy Haynes)
Grand slam, opponent pitcher.....	Madison Bumgarner, April 11, 2014 at San Francisco (Jorge De La Rosa)
Leadoff home run, first pitch .....	Charlie Blackmon, April 20, 2019 vs. Philadelphia (Aaron Nola)
Consecutive home runs to lead off first.....	May 1, 2018 at Chicago-NL (Kyle Hendricks) Charlie Blackmon and David Dahl
Consecutive home runs to lead off first, opponent .....	September 12, 2019 at St. Louis (Tim Melville) Dexter Fowler, Kolten Wong
Home run to lead off season.....	Never
Home run to lead off season, opponent.....	Felipe Lopez, April 6, 2009 at Arizona (Aaron Cook)
Game-ending home run.....	Charlie Blackmon, Sept. 11, 2020 vs. Los Angeles-AL (Jose Quijada)
Game-ending pinch-hit home run.....	Charlie Culberson, May 3, 2014 vs. New York-NY (Kyle Farnsworth)
Game-ending grand slam .....	Charlie Blackmon, Sept. 11, 2020 vs. Los Angeles-AL (Jose Quijada)
Game-ending home run, opponent .....	Cody Bellinger, Aug. 22, 2020 at Los Angeles-NL (Daniel Bard)
Game-ending, pinch-hit home run, opponent .....	Will Smith, June 23, 2019 at Los Angeles-NL (Scott Oberg)
Game ending grand slam, opponent.....	Carlos Lee, June 28, 2007 at Houston (Brian Fuentes) in 11 innings
Home run in five or more consecutive games .....	David Dahl, Sept. 24-28, 2018 (five home runs in five games)
Four home runs in two games .....	Nolan Arenado, July 19-21, 2017 vs. San Diego, Pittsburgh
Home run in three consecutive plate appearances.....	Trevor Story, Sept. 5, 2018 vs. San Francisco
Three hits in Major League debut.....	Rafael Ynoa, Sept. 1, 2014 vs. San Francisco
Hit in first Major League plate appearance .....	Peter Lambert, June 6, 2019 at Chicago-NL (single)
Home run in first Major League plate appearance.....	Jay Gainer, May 14, 1993 at Cincinnati (Tim Lincecum)
Home run as first Major League hit.....	Sam Hilliard, Aug. 27, 2019 vs. Boston (Josh Smith)
Two home runs in Major League debut .....	Trevor Story, April 4, 2016 at Arizona (Zack Greinke)

## (The Last Time it Happened, continued)

Six hits in a game.....	Charlie Blackmon, April 4, 2014 vs. Arizona
Five hits in a game .....	Nolan Arenado, July 19, 2017 vs. San Diego
Two hits in an inning.....	Garrett Hampson, Aug. 11, 2020 vs. Arizona (double, triple in 5th inning)
Four hits in a game by a pitcher.....	John Thomson, June 1, 1997 at Florida
Three hits in a game by a pitcher .....	Jordan Lyles, April 7, 2014 vs. Chicago-AL
Four doubles in a game.....	Jeff Baker, May 30, 2008 at Chicago-NL
Two doubles in an inning.....	Mark Reynolds, April 14, 2016 vs. San Francisco (5th inning)
Two triples in a game.....	Ian Desmond, May 7, 2019 vs. San Francisco
Two triples in a game, opponent.....	Kyle Tucker, Aug. 19 vs. Houston
Five runs in a game.....	Larry Walker, Sept. 24, 2001 vs. San Diego
Two runs in an inning.....	Five players, May 5, 2016 at San Francisco (5th inning)
Hit for the cycle.....	Charlie Blackmon, Sept. 30, 2018 vs. Washington
Hit for the cycle, opponent.....	Trea Turner, April 25, 2017 vs. Washington
Eight RBI in a game .....	Matt Holliday, Sept. 20, 2005 vs. San Diego
Seven RBI in a game.....	Trevor Story, May 31, 2019 vs. Toronto
Six RBI in a game .....	Daniel Murphy, July 26, 2019 at Cincinnati
Five walks in a game.....	Todd Helton, April 29, 2007 vs. Atlanta
Four walks in a game.....	Raimel Tapia, Aug. 20, 2020 vs. Houston
Five home runs allowed in a game .....	Alex White, Sept. 10, 2011 vs. Cincinnati
Four home runs allowed in a game.....	Antonio Senzatela, Aug. 23, 2020 at Los Angeles-NL
Three home runs allowed in an inning.....	Tim Melville, Sept. 17, 2019 vs. New York-NL
Two straight complete games.....	Brian Bohanon, Aug. 28, 1999 vs. Philadelphia (Game Two, 4-0 win) and Sept. 4, 1999 at New York-NL (4-2 loss)
Two straight complete-game wins.....	Roger Bailey, April 16, 1997 at Chicago-NL (4-0 win) and April 22, 1997 vs. Florida (13-4 win)
Complete game (rain shortened), both pitchers .....	Eddie Butler and Brett Anderson May 8 2015 vs. Los Angeles-NL (5 ½ innings, 1-1 tie)
Complete game, both pitchers.....	Tyler Chatwood and Zack Greinke, July 13, 2013 at Los Angeles-NL (1-0 loss)
Three errors in a game.....	Daniel Murphy, June 28, 2019 vs. Los Angeles-NL
Two errors in an inning.....	Ryan McMahon, Aug. 3, 2020 vs. San Francisco (9th inning)
Played 22 innings.....	April 17, 2008 at San Diego (2-1 win)
Played 18 innings.....	April 12, 2019 at San Francisco (3-2 loss)
Played 16 innings.....	Sept. 24, 2019 at San Francisco (8-3 win)
Played 15 innings.....	Sept. 19, 2013 vs. St. Louis (7-6 win)
Played 14 innings.....	June 27, 2017 at San Francisco (4-3 loss)
Played 13 innings.....	Aug. 30, 2018 at San Diego (3-2 loss)
Played 12 innings.....	April 19, 2019 vs. Philadelphia (4-3 win)

### FRANCHISE BEST OFFENSIVE STREAKS

<u>Stat</u>	<u>Games</u>	<u>Player</u>	<u>Dates</u>
Hit	28	Nolan Arenado	April 9-May 8, 2014
Double	5	8x, last: Nolan Arenado	Sept. 29-Oct. 3, 2015
Triple	2	46x, last: Charlie Blackmon	April 20-21, 2019
Home Run	6	Nolan Arenado	Sept. 1-5, 2015
RBI	11	Carlos González	Aug. 15-27, 2011
Extra-base Hit	10	Carlos González	Aug. 23-Sept. 2, 2010
Multi-Hit	8	Andres Galarraga	July 23-29, 1996



# All-Time Roster

PLAYER	POS.	YEAR(S)	BIRTHPLACE
Abbott, Kurt	INF/OF	1998-99	Zanesville, OH
Acevedo, Jose	RHP	2005	Santo Domingo, D.R.
Acevedo, Juan	RHP	1995, 2001	Ciudad Juarez, Mexico
Adames, Christian	INF	2014-17	Santo Domingo, D.R.
Affeldt, Jeremy	LHP	2006-07	Phoenix, AZ
Agbayani, Benny	OF	2002	Honolulu, HI
Aldred, Scott	LHP	1993	Flint, MI
Alfonzo, Eliezer	C	2011	Puerto la Cruz, VZ
Allen, Luke	OF	2003	Covington, GA
Almonte, Yency	RHP	2018-20	Miami, FL
Alomar Jr., Sandy	C	2002	Salinas, P.R.
Alonso, Yonder	INF	2019	La Havana, Cuba
Alston, Garvin	RHP	1996	Mt. Vernon, NY
Amarista, Alexi	INF	2017	Barcelona, VZ
Amezaga, Alfredo	INF	2005, 2011	Ciudad Obregon, Mexico
Anderson, Brett	LHP	2014	Midland, TX
Anderson, Matt	RHP	2005	Louisville, KY
Anderson, Tyler	LHP	2016-19	Las Vegas, NV
Anthony, Eric	OF	1996	San Diego, CA
Arenado, Nolan	INF	2013-20	Newport Beach, CA
Ardoin, Danny	C	2005-06	Ville Platte, LA
Arias, Alberto	RHP	2007-08	Santo Domingo, D.R.
Arroyo, Rolando	RHP	2000	Havana, Cuba
Asencio, Miguel	RHP	2006	Villa Mella, D.R.
Ashby, Andy	RHP	1993	Kansas City, MO
Astacio, Pedro	RHP	1997-2001	Hato Mayor, D.R.
Atkins, Garrett	INF	2003-09	Orange, CA
Axford, John	RHP	2015	Simcoe, Ontario
Aybar, Manny	RHP	2000	Bani, D.R.
Bailey, Roger	RHP	1995-97	Chattahoochee, FL
Baker, Jeff	INF	2005-09	Badkissagen, W. Germany
Bard, Daniel	RHP	2020	Houston, TX
Barker, Sean	OF	2007	Bakersfield, CA
Barnes, Clint	INF	2003-10	Vincennes, IN
Barnes, Brandon	OF	2014-16	Orange, CA
Barry, Jeff	OF	1998-99	Medford, OR
Bartee, Kimera	OF	2001	Omaha, NE
Bates, Jason	INF	1995-98	Downey, CA
Bautista, Dennis	RHP	2006-07	Sanchez, D.R.
Beckett, Robby	LHP	1996-97	Austin, TX
Beimel, Joe	LHP	2009-10	St. Mary's, PA
Belinda, Stan	RHP	2000	Huntingdon, PA
Belisle, Matt	RHP	2009-14	Austin, TX
Belitz, Todd	LHP	2001	Des Moines, IA
Bellhorn, Mark	INF	2003	Boston, MA
Belliard, Ronnie	INF	2003	Bronx, NY
Bellorin, Edwin	C	2007-09	Bolivar, VZ
Beltran, Rigo	LHP	1999-2000	Tijuana, Mexico
Benavides, Freddie	INF	1993	Laredo, TX
Bennett, Gary	C	2001-02	Waukegan, IL
Bergman, Christian	RHP	2014-16	Aitadena, CA
Bernero, Adam	RHP	2003-04	San Jose, CA
Bernier, Doug	IF	2008	Santa Maria, CA
Betancourt, Rafael	RHP	2009-13, 2015	Cumana, VZ
Bettis, Chad	RHP	2013-19	Lubbock, TX
Bichette, Dante	OF	1993-99	West Palm Beach, FL
Bigbie, Larry	OF	2005	Hobart, IN
Billings, Bruce	RHP	2011	San Diego, CA
Blackmon, Charlie	OF	2011-20	Dallas, TX
Blair, Willie	RHP	1993-94	Paintsville, KY
Blanco, Henry	C	1999	Caracas, VZ
Boggs, Mitchell	RHP	2013	Dalton, GA
Bohanon, Brian	LHP	1999-2001	Denton, TX
Boston, Daryl	OF	1993	Cincinnati, OH
Bottenfield, Kent	RHP	1993-94	Portland, OR
Bowers, Cedrick	LHP	2008	Gainesville, FL
Bowie, Micah	LHP	2008	Webster, TX
Bragg, Darren	OF	2000	Waterbury, CT
Brignac, Reid	INF	2013	Saint Amant, LA
Brito, Jorge	C	1995-96	Moncion, D.R.
Brothers, Rex	LHP	2011-15	Murfreesboro, TN
Brown, Andrew	OF	2012	Dallas, TX
Brown, Brooks	RHP	2014-15	Statesboro, GA
Brownson, Mark	RHP	1998-99	Lake Worth, FL
Brumbaugh, Cliff	OF	2001	Wilmington, DE
Buchholz, Taylor	RHP	2007-10	Lower Merion, PA
Burke, John	RHP	1996-97	Durango, CO
Burks, Ellis	OF	1994-98	Vicksburg, MS
Burnitz, Jeremy	OF	2004	Westminster, CA
Butera, Drew	C	2018-20	Evansville, IN
Butler, Brent	INF	2001-03	Lauringbury, NC
Butler, Eddie	RHP	2014-16	Chesapeake, VA
Byrnes, Eric	OF	2005	Redwood City, CA
Cabrera, Edwar	LHP	2012-13	Bani, D.R.
Cangelosi, John	OF	1999	Brooklyn, NY
Capellan, Jose	RHP	2008	Cotui, D.R.

PLAYER	POS.	YEAR(S)	BIRTHPLACE
Carpenter, Bubba	OF	2000	Dallas, TX
Carasiti, Matt	RHP	2016	New Britain, CT
Cardullo, Stephen	INF	2016-17	Hollywood, FL
Carle, Shane	RHP	2017	Santa Cruz, CA
Carrara, Giovanni	RHP	2000	Edo Anzoategui, VZ
Carroll, Jamey	INF	2006-07	Evansville, IN
Carvajal, Marcos	RHP	2005	Bolivar, VZ
Castellani, Ryan	RHP	2020	Philadelphia, PA
Castellano, Pedro	INF	1993, 1995-96	Lara, VZ
Castilla, Vinny	INF	1993-99, 2004, 2006	Oaxaca, Mexico
Castillo, Frank	RHP	1997	El Paso, TX
Castro, Daniel	INF	2018	Guaymas, Mexico
Castro, Miguel	RHP	2015-16	La Romana, DR
Castro, Simon	RHP	2015	San Jose de Los Llanos, D.R.
Chacin, Jhoulys	RHP	2009-14	Maracaibo, Zulia, VZ
Chacón, Shawn	RHP	2001-05	Anchorage, AK
Chatwood, Tyler	RHP	2012-17	Fontana, CA
Chouinard, Bobby	RHP	2000-01	Manila, Philippines
Christman, Tim	RHP	2001	Oneonta, NY
Cirillo, Jeff	INF	2000-01	Pasadena, CA
Clark, Jerald	OF	1993	Crockett, TX
Clarke, Darren	RHP	2007	San Diego, CA
Clayton, Royce	INF	2004	Burbank, CA
Clemente, Edgard	OF	1998	Santurce, P.R.
Closser, J.D.	C	2004-06	Beech Grove, IN
Cockrell, Alan	OF	1996	Kansas City, KS
Colbrunn, Greg	INF/OF	1998	Fontana, CA
Cole, Alex	OF	1993	Fayetteville, NC
Coles, Darnell	INF/OF	1997	San Bernardino, CA
Colina, Alvin	C	2006	Puerto Cabello, VZ
Colvin, Tyler	OF	2012-13	Augusta, GA
Contreras, Jose	RHP	2009	Las Martinas, Cuba
Cook, Aaron	RHP	2002-11	Ft. Campbell, KY
Corey, Mark	RHP	2002	Coudersport, PA
Corpas, Manuel	RHP	2006-10, 2013	Panama City, Panama
Cortes, David	RHP	2005-06	Mexicali, Mexico
Counsell, Craig	INF	1995, 1997	South Bend, IN
Croughore, Ricky	RHP	2000	Lakehurst, NY
Cruz, Jacob	OF	2001	Oxnard, CA
Cruz, Nelson	RHP	2003	Puerto Plata, D.R.
Cuddyer, Michael	OF	2012-14	Norfolk, VA
Cuevas, Noel	OF	2018-19	Camuy, P.R.
Culberson, Charlie	INF	2013-14	Rome, GA
Cust, Jack	OF	2002	Flemington, NJ
Czajkowski, Jim	RHP	1994	Parma, OH
Dahl, David	OF	2016-20	Birmingham, AL
Daley, Matt	RHP	2009-11	Flushing Queens, NY
Darensbourg, Vic	LHP	2003	Los Angeles, CA
Davenport, Joe	RHP	2001	Chicago, IL
Davis, Kane	RHP	2001	Ripley, WV
Davis, Wade	RHP	2018-20	Lake Wales, FL
Day, Zach	RHP	2005-06	Cincinnati, OH
Daza, Yonathan	OF	2019	Maracay, VZ
De La Rosa, Jorge	LHP	2008-16	Monterrey, Mexico
De los santos, Valerio	LHP	2008	Las Matas de Farfan, D.R.
Decker, Steve	C	1996	Rock Island, IL
Deduno, Samuel	RHP	2010	La Romana, D.R.
Dejean, Mike	RHP	1997-2000, 2005-06	Baton Rouge, LA
Delcarmen, Manny	RHP	2010	Boston, MA
Descalso, Daniel	INF	2015-16	Redwood City, CA
Desmond, Ian	INF/OF	2017-19	Sarasota, FL
Dessens, Elmer	RHP	2007	Hermosillo, Mexico
Diaz, Elias	C	2020	Maracaibo, VZ
Diaz, Jairo	RHP	2015-17, 2019-20	Puerto La Cruz, VZ
Dickerson, Corey	OF	2013-15	McComb, MS
Diehl, Phillip	LHP	2019-20	Cincinnati, OH
Dingman, Craig	RHP	2001	Wichita, KS
Dipoto, Jerry	RHP	1997-2001	Jersey City, NJ
Dohmann, Scott	RHP	2004-06	New Orleans, LA
Dotel, Octavio	RHP	2010	Santo Domingo, D.R.
Doyle, Tommy	RHP	2020	Vienna, VA
Driskill, Travis	RHP	2004	Omaha, NE
Dunn, Mike	LHP	2017-19	Farmington, NM
Eaton, Adam	RHP	2009	Seattle, WA
Echevarria, Angel	OF	1996-2000	Bridgeport, CT
Ekstrom, Mike	RHP	2012	Portland, OR
Elarton, Scott	RHP	2001-04	Lamar, CO
Eldred, Brad	IB	2010	Fort Lauderdale, FL
Ellis, Mark	2B	2011	Rapid City, SD
Embree, Alan	LHP	2009	Dalles, OR
Encarnacion, Mario	OF	2001	Bani, D.R.
Escalona, Edgmer	RHP	2010-13	La Guaira, VZ
Esposito, Mike	RHP	2005	Los Angeles, CA
Estalella, Bobby	C	2002-03	Hialeah, FL
Estes, Shawn	LHP	2004	San Bernardino, CA
Estévez, Carlos	RHP	2016-17, 2020	Santo Domingo, D.R.

**(All-Time Roster, continued)**

PLAYER	POS.	YEAR(S)	BIRTHPLACE
Estrada, Horacio	RHP	2001	San Joaquin, VZ
Farmer, Mike	LHP	1996	Gary, IN
Fasano, Sal	C	2001	Chicago, IL
Fassero, Jeff	LHP	2004	Springfield, IL
Field, Nate	RHP	2006	Denver, CO
Field, Tommy	INF	2011-12	Austin, TX
Finley, Steve	OF	2007	Union City, TN
Flande, Yohan	LHP	2014-16	El Seibo, D.R.
Flores, Randy	LHP	2002, 2009-10	Bellflower, CA
Fogg, Josh	RHP	2006-07, 2009	Lynn, MA
Fowler, Dexter	OF	2008-13	Atlanta, GA
Francis, Jeff	LHP	2004-10, 2012-13	Vancouver, B.C., Can.
Fredrickson, Scott	RHP	1993	Manchester, NH
Freeland, Kyle	LHP	2017-20	Denver, CO
Freeman, Choo	OF	2004-06	Pine Bluff, AR
Freeman, Marvin	RHP	1994-96	Chicago, IL
Friedrich, Christian	LHP	2012-15	Evanston, IL
Frye, Jeff	INF	2000	Oakland, CA
Fuentes, Brian	LHP	2002-07	Merced, CA
Fuentes, Josh	INF	2019-20	Rancho Santa Margarita, CA
Gainer, Jay	INF	1993	Panama City, FL
Galarraga, Andres	INF	1993-97	Atlanta, GA
Gant, Ron	OF	2001	Victoria, TX
Garabito, Eddy	INF	2005	Manrreza, D.R.
Garcia, Rico	RHP	2019	Honolulu, HI
Garland, Jon	RHP	2013	Valencia, CA
Garneau, Dustin	C	2015-17	Torrance, CA
Garner, Cole	OF	2011	Long Beach, CA
Germen, González	RHP	2015-16	La Romana, D.R.
Giambi, Jason	1B	2009-12	West Covina, CA
Gibson, Derrick	OF	1999	Winter Haven, FL
Gil, Geronimo	C	2007	Estacion Lagunas, Mexico
Girardi, Joe	C	1993-95	Peoria, IL
Gissell, Chris	RHP	2004	Tacoma, WA
Givens, Mychal	RHP	2020	Tampa, FL
Gload, Ross	INF	2002	Brooklyn, NY
Gomez, Hector	INF	2011	San Pedro, D.R.
Gonzales, Rene	INF	1997	Austin, TX
Gonzalez, Carlos	OF	2009-18	Maracaibo, VZ
Gonzalez, Chi Chi	RHP	2019-20	Delray Beach, FL
Gonzalez, Edgar	RHP	2011	Monterrey, MX
Gonzalez, Lariel	RHP	1998	San Cristobal, D.R.
Gonzalez, Luis	INF/OF	2004-06	Macay, Venezuela
Goodwin, Curtis	OF	1998	Oakland, CA
Goodwin, Tom	OF	2000	Fresno, CA
Goudeau, Ashton	RHP	2020	Newport, AR
Grahe, Joe	RHP	1995	West Palm Beach, FL
Grant, Mark	RHP	1993	Aurora, IL
Grant, Jon	RHP	2015-20	Chandler, OK
Greene, Todd	C	2004-05	Augusta, GA
Grilli, Jason	RHP	2008-09	Royal Oak, MI
Gurka, Jason	LHP	2015-16	Houston, TX
Guthrie, Jeremy	RHP	2012	Roseburg, OR
Habyan, John	RHP	1996	Bay Shore, NY
Hackman, Luther	RHP	1999	Columbus, MS
Hale, David	RHP	2015-16	Marietta, GA
Hamilton, Darryl	OF	1998-99	Baton Rouge, LA
Hammel, Jason	RHP	2009-11	Greenville, SC
Hammonds, Jeffrey	OF	2000	Plainfield, NJ
Hampson, Garrett	INF	2018-20	Reino, NV
Hampson, Justin	LHP	2006	Belleville, IL
Hampton, Mike	LHP	2001-02	Brooksville, FL
Hanigan, Ryan	C	2017	Washington, D.C.
Harikkala, Tim	RHP	2004, 2007	West Palm Beach, FL
Harkey, Mike	RHP	1994	San Diego, CA
Harris, Greg W.	RHP	1993-94	Greensboro, NC
Harris, Lenny	INF/OF	1999	Miami, FL
Harris, Will	RHP	2012	Houston, TX
Harvey, Joe	RHP	2019-20	Audobon, PA
Hawblitzel, Ryan	RHP	1996	West Palm Beach, FL
Hawkins, LaTroy	RHP	2007, 2014-15	Gary, IN
Hawpe, Brad	OF	2004-10	Fort Worth, TX
Hayes, Charlie	INF	1993-94	Hattiesburg, MS
Helton, Todd	INF	1997-2013	Knoxville, TN
Henry, Butch	LHP	1993	El Paso, TX
Herges, Matt	RHP	2007-09	Champaign, IL
Hernandez, Jose	INF	2003	Rio Piedras, D.R.
Hernandez, Livan	RHP	2008	Villa Clara, Cuba
Hernandez, Pedro	LHP	2014	Barquisimeto, VZ
Hernandez, Ramon	C	2012	Caracas, VZ
Herrera, Jonathan	IF	2008, 2010-13	Maracaibo, VZ
Hickerson, Bryan	LHP	1995	Bemidji, MN
Hilliard, Sam	OF	2019-20	Mansfield, TX
Hirsh, Jason	RHP	2007-08	Santa Monica, CA
Hocking, Denny	INF/OF	2004	Torrance, CA
Hoffman, Jeff	RHP	2016-20	Latham, NY
Holland, Greg	RHP	2017	Marion, NC

PLAYER	POS.	YEAR(S)	BIRTHPLACE
Hollandsworth, Todd	OF	2000-02	Dayton, OH
Holliday, Matt	OF	2004-08, 2018	Stillwater, OK
Holmes, Darren	RHP	1993-97	Asheville, NC
House, Craig	RHP	2000	Okinawa, Japan
Howard, Sam	LHP	2018-19	Marietta, GA
Hubbard, Trenidad	OF	1994-96	Chicago, IL
Hundley, Nick	C	2015-16	Corvallis, OR
Hunter, Brian L.	OF	2000	Portland, OR
Hurst, Bruce	LHP	1993	St. George, UT
Huskey, Butch	OF	2000	Anadarko, OK
Hutton, Mark	RHP	1997	South Adelaide, Australia
Iannetta, Chris	C	2006-11, 2018-19	Providence, RI
James, Mike	RHP	2002	Fort Walton, FL
Jarvis, Kevin	RHP	2000, 2004	Lexington, KY
Jennings, Jason	RHP	2001-06	Dallas, TX
Jennings, Robin	OF	2001	Singapore, Singapore
Jiménez, Jose	RHP	2000-03	San Pedro de Macoris, D.R.
Jiménez, Ubaldo	RHP	2006-11	Nagua, D.R.
Johnson, Alan	RHP	2011	Birmingham, AL
Johnson, Charles	C	2003-04	Fort Pierce, FL
Johnson, DJ	RHP	2018-19	Beaverton, OR
Johnson, Howard	OF	1994	Clearwater, FL
Jones, Bobby M.	LHP	1997-99	Orange, NJ
Jones, Chris	OF	1993-94	Utica, NY
Jones, Terry	OF	1996	Birmingham, AL
Jones, Todd	RHP	2002-03	Marietta, GA
Julio, Jorge	RHP	2007	Caracas, VZ
Jurrjens, Jair	RHP	2014	Willemstad, Curaçao
Kahnle, Tommy	RHP	2014-15	Latham, NY
Kapler, Gabe	OF	2002-03	Hollywood, CA
Karl, Scott	LHP	2000	Fontana, CA
Kelly, Mike	OF	1999	Los Angeles, CA
Kemp, Matt	OF/DH	2020	Midwest City, OK
Kendrick, Kyle	RHP	2015	Houston, TX
Kennedy, Joe	LHP	2004-05	La Mesa, CA
Kensing, Logan	RHP	2013	San Antonio, TX
Keppel, Bobby	RHP	2007	St. Louis, MO
Kieschnick, Brooks	INF/OF	1998	Robstown, TX
Kile, Darryl	RHP	2009-99	Garden Grove, CA
Kim, Byung-Hyun	RHP	2005-07	Gwangju, South Korea
Kim, Sun-Woo	RHP	2005-06	Inchon, South Korea
King, Ray	LHP	2006	Chicago, IL
Kingery, Mike	OF	1994-95	St. James, MN
Kinley, Tyler	RHP	2020	Plantation, FL
Knudson, Mark	RHP	1993	Denver, CO
Koshansky, Joe	INF	2007-08	Shreveport, LA
Kouzmanoff, Kevin	INF	2011	Newport Beach, CA
Kroon, Marc	RHP	2004	Bronx, NY
Laffey, Aaron	LHP	2015	Cumberland, MD
Lambert, Peter	RHP	2019	San Dimas, CA
Lansing, Mike	INF	1998-2000	Rawlins, WY
Ledesma, Aaron	INF	2000	Union City, CA
Lee, David	RHP	1999-2000	Pittsburgh, PA
LeMahieu, DJ	INF	2012-18	Visalia, CA
Leskanic, Curtis	RHP	1993-99	Homestead, PA
Lindstrom, Matt	RHP	2011	Rexburg, ID
Lirio, Nelson	INF	1993-94, 1998	Puerto Plata, D.R.
Little, Mark	OF	2001-02	Edwardsville, IL
Logan, Boone	LHP	2015-16	San Antonio, TX
Lopez, Aquilino	RHP	2005	Villa Altigracia, D.R.
Lopez, Javier	LHP	2003-05	San Juan, PR
Lopez, Jose	INF	2011	Anzoategui, VZ
Lopez, Rodrigo	RHP	2007	Tlalneantla, Mexico
Lopez, Wilton	RHP	2013-14	Leon, Nicaragua
Low, Sean	RHP	2002	Dallas, TX
Lucroy, Jonathan	C	2017	Eustis, FL
Lyles, Jordan	RHP	2014-17	Hartsville, SC
Mabry, John	INF	2007	Wilmington, DE
Machado, Anderson	INF	2005	Caracas, Venezuela
ManSHIP, Jeff	RHP	2013	San Antonio, TX
Manto, Jeff	INF	2000	Bristol, PA
Manwaring, Kirt	C	1997-99	Elmira, NY
Márquez, Germán	RHP	2016-20	San Felix, Bolivar, VZ
Marquez, Jason	RHP	2009	Mohasset, NY
Marrero, Eli	OF	2006	Havana, Cuba
Martin, Chris	RHP	2014	Arlington, TX
Martin, Tom	LHP	2006-07	Charleston, SC
Masset, Nick	RHP	2014	St. Petersburg, FL
Matsui, Kazuo	INF	2006-07	Osaka, Japan
Matzek, Tyler	LHP	2014-15	Mission Viejo, CA
Mayne, Brent	C	2000-01	Loma Linda, CA
McBride, Matt	INF/OF	2012, 2014-15	Bethlehem, PA
McClellan, Zach	RHP	2007	Toledo, OH
McCoy, Mike	INF	2009	San Diego, CA
McCracken, Quinton	OF	1995-97	Wilmington, NC
McCurry, Jeff	RHP	1997	Tokyo, Japan
McElroy, Chuck	LHP	1998-99	Port Arthur, TX

**(All-Time Roster, continued)**

PLAYER	POS.	YEAR(S)	BIRTHPLACE
McGee, Jake	LHP	2016-19	San Jose, CA
McHugh, Collin	RHP	2013	Naperville, IL
McKeel, Walt	C	2002	Wilson, NC
McKenry, Michael	C	2010, 2014-15	Knoxville, TN
McMahon, Ryan	INF	2017-20	Yorba Linda, CA
McRae, Brian	OF	1999	Bradenton, FL
Melville, Tim	RHP	2019	Alexandria, VA
Mejia, Roberto	INF	1993-95	Hato Mayor, D.R.
Melhusse, Adam	C	2000-01, 2008	Santa Clara, CA
Mendoza, Carlos	OF	2000	Bolivar, VZ
Mercker, Kent	LHP	2002	Indianapolis, PA
Mesa, Jose	RHP	2006	Azua, D.R.
Miceli, Dan	RHP	2001, 2003, 2005	Newark, NJ
Miles, Aaron	INF	2004-05	Pittsburg, CA
Miller, Jim	RHP	2011	Morrisstown, NJ
Miller, Justin	RHP	2015-16	Bakersfield, CA
Miller, Matt	RHP	2003	Greenwood, MS
Millwood, Kevin	RHP	2011	Gastonia, NC
Minchey, Nate	RHP	1997	Austin, TX
Mohr, Dustan	OF	2005	Hattiesburg, MS
Moore, Marcus	RHP	1993-94	Oakland, CA
Mora, Melvin	INF	2010	Agua Negra, VZ
Moraga, David	LHP	2000	Torrance, CA
Morales, Franklin	LHP	2007-11, 2014	San Juan Morros, VZ
Morales, Jose	C	2011	Rio Piedras, P.R.
Morillo, Juan	RHP	2006-07	San Pedro de Macoris, D.R.
Morneau, Justin	INF	2014-15	New Westminster, B.C., Can.
Mortensen, Clayton	RHP	2011	Rexburg, ID
Moscoco, Guillermo	RHP	2012	Maracay, VZ
Motte, Jason	RHP	2016	Port Huron, MI
Moyer, Jamie	LHP	2012	Sellersville, PA
Mujica, José	RHP	2020	Valencia, VZ
Muñoz, Mike	LHP	1993-98	Baldwin Park, CA
Murphy, Dale	OF	1993	Portland, OR
Murphy, Daniel	INF	2019-20	Jacksonville, FL
Murphy, Tom	C	2015-18	West Monroe, NY
Murton, Matt	OF	2009	Ft. Lauderdale, FL
Musgrave, Harrison	LHP	2018-19	Morgantown, WV
Myers, Mike	LHP	2000-01	Arlington Heights, CA
Neagle, Denny	LHP	2001-03	Gambrills, MD
Neal, Blaine	RHP	2005	Marlton, NJ
Nelson, Chris	INF	2010-13	Washington, D.C.
Neshek, Pat	RHP	2017	Madison, WI
Newman, Josh	LHP	2007	Portsmouth, OH
Nicasio, Juan	RHP	2011-14	San Francisco de Macoris, D.R.
Nichting, Chris	RHP	2001-02	Cincinnati, OH
Nied, David	RHP	1993-96	Dallas, TX
Nievez, Wil	C	2012	San Juan, P.R.
Nix, Jayson	IF	2008	Dallas, TX
Nokes, Matt	C	1995	San Diego, CA
Norton, Greg	INF/OF	2001-03	San Leandro, CA
Nuñez, Dom	C	2019	Elk Grove, CA
Nuñez, Vladimir	RHP	2004	Havana, Cuba
Ochoa, Alex	OF	2001	Miami Lakes, FL
Oberg, Scott	RHP	2015-19	TeWKsbury, MA
Oh, Seungwhan	RHP	2018-19	Jeongup, South Korea
Ojeda, Miguel	C	2006	Guaymas, Mexico
Olivares, Omar	RHP	1995	Mayaguez, P.R.
Oliver, Darren	LHP	2003	Kansas City, MO
Olivo, Miguel	C	2010	Villa Vasquez, D.R.
Olson, Tim	INF	2005	Grand Forks, ND
Ortega, Rafael	OF	2012	El Tigre, VZ
Ortiz, Jose	INF	2001-02	Santo Domingo, D.R.
Ortiz, Ramon	RHP	2007	Cotui, D.R.
Oswalt, Roy	RHP	2013	Kosciusko, MS
Ottavino, Adam	RHP	2012-18	New York, NY
Outman, Josh	LHP	2012-13	St. Louis, MO
Owens, Jayhawk	C	1993-96	Cincinnati, OH
Owings, Chris	INF/OF	2020	Charleston, SC
Ozuna, Pablo	INF	2003	Santo Domingo, D.R.
Pacheco, Jordan	INF/C	2011-14	Albuquerque, NM
Ojeda, Miguel	C	2011	Miami, AZ
Painter, Lance	LHP	1993-96	Bedford, England
Parker, Kyle	INF/OF	2014-15	Fort Thomas, KY
Parra, Gerardo	OF	2016-18	Santa Barbara, Zulia, VZ
Parrett, Jeff	RHP	1993	Indianapolis, IN
Parsons, Wes	RHP	2019	Clarksville, TN
Patterson Jordan	OF	2016	Mobile, AL
Paulino, Felipe	RHP	2011	Santo Domingo, D.R.
Paulsen, Ben	INF/OF	2014-16	Plymouth, WI
Payton, Jay	OF	2002-03, 2010	Zanesville, OH
Pazos, James	LHP	2019-20	Gilbert, AZ
Pellow, Kit	INF/OF/C	2003-04	Kansas City, MO
Peña, Elvis	INF	2000	San Pedro de Macoris, D.R.
Peralta, Joel	RHP	2009	Bonao, D.R.
Perez, Neifi	INF	1996-2001	Villa Mella, D.R.
Petersen, Chris	INF	1999	Boston, MA

PLAYER	POS.	YEAR(S)	BIRTHPLACE
Petrick, Ben	C/OF	1999-2003	Salem, OR
Phillips, J.R.	INF/OF	1999	West Covina, CA
Phillips, Paul	C	2009-10	Demopolis, AL
Piedra, Jorge	OF	2004-06	Sun Valley, CA
Pierre, Juan	OF	2000-02	Mobile, AL
Pillar, Kevin	OF	2020	West Hills, CA
Podsednik, Scott	OF	2008	West, TX
Pomeranz, Drew	LHP	2011-13	Collierville, TN
Porzio, Mike	LHP	1999	Waterbury, CT
Pounders, Brooks	RHP	2018	Riverside, CA
Powell, Jay	RHP	2001	Meridian, MS
Pridie, Jason	OF	2014	Phoenix, AZ
Pulliam, Harvey	OF	1995-97	San Francisco, CA
Putnam, Zach	RHP	2012	Rochester, MI
Qualls, Chad	RHP	2016-17	Lomita, CA
Quintanilla, Omar	INF	2005-09	El Paso, TX
Raabe, Brian	INF	1997	New Ulm, MN
Raburn, Ryan	OF	2016	Tampa, FL
Ramirez, Ramon	RHP	2006-07	Puerto Plata, D.R.
Ramirez, Roberto	LHP	1999	Vega de Alatorre, Mexico
Ramos, AJ	RHP	2020	Lubbock, TX
Rath, Fred	RHP	1998	Dallas, TX
Redman, Mark	LHP	2007-08	San Diego, CA
Reed, Jeff	C	1996-99	Joliet, IL
Reed, Steve	RHP	1993-97, 2003-04	Los Angeles, CA
Register, Steven	RHP	2008	Columbus, GA
Rekar, Bryan	RHP	1995-97	Dallas, TX
Relaford, Desi	INF/OF	2005	Valdosta, GA
Restovich, Michael	OF	2005	Rochester, MN
Reyes, Denny	RHP	2002	Higuera De Zaragza, Mex.
Reyes, Jose	INF	2015	Santiago, D.R.
Reyes, Rene	OF	2003-04	Margarita, VZ
Reynolds, Greg	RHP	2008, 2011	Pacific, CA
Reynolds, Mark	INF	2016-17, 2019	Pikeville, KY
Reynolds, Matt	LHP	2010-12	Knoxville, TN
Reynoso, Armando	RHP	1993-96	San Luis Potosi, Mexico
Richard, Chris	OF	2003	San Diego, CA
Rincon, Juan	RHP	2009-10	Maracaibo, VZ
Ritz, Kevin	RHP	1994-98	Eatontown, NJ
Roa, Joe	RHP	2003	Southfield, MI
Roberts, Ken	LHP	2015	Murfreesboro, TN
Rodgers, Brendan	INF	2019-20	Winter Park, FL
Roenicke, Josh	RHP	2011-12	Baltimore, MD
Rogers, Esmil	RHP	2009-12	Santo Domingo, D.R.
Romano, Juan	INF/OF	2002	Tampa, FL
Romero, J.C.	LHP	2011	Rio Piedras, PR
Romero, Mandy	C	2003	Miami, FL
Rondon, Jorge	RHP	2015	Calabozo, VZ
Rosario, Wilin	C	2011-15	Bonao, D.R.
Rose, Brian	RHP	2000	New Bedford, MA
Rosscup, Zac	LHP	2017	Clackamas, OR
Ruffin, Bruce	LHP	1993-97	Lubbock, TX
Rusich, Glendon	LHP	2009	Seattle, WA
Rusin, Chris	LHP	2015-19	Detroit, MI
Rutledge, Josh	INF	2012-14	Birmingham, AL
Saberhagen, Bret	RHP	1995	Chicago Heights, IL
Sager, A.J.	RHP	1995	Columbus, OH
Saïpe, Mike	RHP	1998	San Diego, CA
Salazar, Jeff	OF	2006	Oklahoma City, OK
Sanchez, Jesus	LHP	2003	Nizao, D.R.
Sanchez, Jonathan	LHP	2012	Mayaguez, P.R.
Sanford, Mo	RHP	1993	Americus, GA
Santos, Antonio	RHP	2020	Villa González, D.R.
Santos, Victor	RHP	2002	Las Matas de Farfan, D.R.
Scahill, Rob	RHP	2012-14	Lombard, IL
Scott, Tim	RHP	1997	Hanford, CA
Scutaro, Marco	INF	2012	San Felipe, VZ
Seay, Bobby	LHP	2005	Sarasota, FL
Sefcik, Kevin	INF	2001	Tinley Park, IL
Senzatela, Antonio	RHP	2017-20	Valencia, VZ
Serafini, Dan	LHP	2007	San Francisco, CA
Servais, Scott	C	2000	LaCrosse, WI
Service, Scott	RHP	1993	Cincinnati, OH
Sexton, Chris	INF/OF	1999	Cincinnati, OH
Shaw, Bryan	RHP	2018-19	Long Beach, CA
Sheaffer, Danny	C	1993-94	Jacksonville, FL
Shealy, Ryan	INF	2005-06	Fort Lauderdale, FL
Shepherd, Keith	RHP	1993	Wabash, IN
Shumpert, Terry	INF/OF	1998-2002	Paduach, KY
Simpson, Allan	RHP	2004-05	Springfield, IL
Smith, Bryn	RHP	1993	Marietta, GA
Smith, Greg	LHP	2010	Alexandria, LA
Smith, Jason	INF	2006	Meridian, MS
Smith, Seth	OF	2007-11	Jackson, MS
Sosa, Juan	INF/OF	1999	San Francisco de Macoris, D.R.
Speier, Justin	RHP	2001-03	Walnut Creek, CA
Speier, Ryan	RHP	2005, 2007-09	Frankfort, KY

**(All-Time Roster, continued)**

PLAYER	POS.	YEAR(S)	BIRTHPLACE
Spilborghs, Ryan	OF	2005-11	Santa Barbara, CA
Stark, Denny	RHP	2002-04	Hicksville, OH
Stewart, Ian	INF/OF	2008-11	Long Beach, CA
Street, Huston	RHP	2009-11	Austin, TX
Stoops, Jim	RHP	1998	Edison, NJ
Story, Trevor	INF	2016-20	Irving, TX
Strittmatter, Mark	C	1998	Huntington, NY
Stubbs, Drew	OF	2014-15	Atlanta, TX
Stults, Eric	LHP	2011	Plymouth, IN
Stynes, Chris	INF	2003	Queens, NY
Sullivan, Cory	OF	2005-08	Tulsa, OK
Suzuki, Mac	RHP	2001	Kobe, Japan
Sweeney, Mark	INF/OF	2003-04	Framingham, MA
Swift, Bill	RHP	1995-97	Portland, ME
Tapia, Raimel	OF	2016-20	San Pedro de Macoris, D.R.
Tatum, Jim	C/INF	1993, 1995	Grossmont, CA
Tauchman, Mike	OF	2017-18	Palatine, IL
Tavarez, Julian	RHP	2000	Santiago, D.R.
Taveras, Willy	OF	2007-08	Tenares, D.R.
Thompson, Mark	RHP	1994-98	Russellville, KY
Thompson, Milt	OF	1996	Washington, D.C.
Thomson, John	RHP	1997-2001	Vicksburg, MS
Tinoco, Jesus	RHP	2019-20	San Antonio de Maturin, VZ
Torrealba, Yorvit	C	2006-09, 2013	Caracas, VZ
Torres, Carlos	RHP	2012	Santa Cruz, CA
Tracy, Andy	INF	2004	Bowling Green, OH
Tsao, Chin-hui	RHP	2003-05	Hua-Lien, Taiwan
Tulowitzki, Troy	INF	2006-15	Santa Clara, CA
Uribe, Juan	INF	2001-03	Bani, D.R.
Valaika, Pat	INF	2016-19	Vaencia, CA
Van Burklee, Ty	INF	1994	Oakland, CA
Vance, Cory	LHP	2002-03	Dayton, OH
Vander Wal, John	INF/OF	1994-98	Grand Rapids, MI
Vasto, Jerry	LHP	2018	Atlantic Highlands, NJ
Vaughn, Greg	OF	2003	Sacramento, CA
Venafro, Mike	LHP	2006	Takoma Park, MD
Veres, Dave	RHP	1998-99	Montgomery, AL
Villone, Ron	RHP	2001	Englewood, NJ

PLAYER	POS.	YEAR(S)	BIRTHPLACE
Vizcaino, Luis	RHP	2008	Bani, D.R.
Volstad, Chris	RHP	2013	Palm Beach Garden, FL
Wainhouse, David	RHP	1998-99	Toronto, Ontario
Walker, Larry	OF	1995-2004	Maple Ridge, B.C., Can.
Walker, Pete	RHP	2000	Beverly, MA
Walker, Todd	INF	2000-01	Bakersfield, CA
Walton, Bruce	RHP	1994	Bakersfield, CA
Wasdin, John	RHP	2000-01	Fort Belvoir, VA
Watkins, Pat	OF	1999	Raleigh, NC
Wayne, Gary	RHP	1993	Dearborn, MI
Wedge, Eric	C	1993	Fort Wayne, IN
Weiss, Walt	INF	1994-97	Tuxedo, NY
Wells, Kip	RHP	2008	Houston, TX
Wendell, Turk	RHP	2004	Pittsfield, MA
White, Alex	OF	2011-12	Greenville, NC
White, Derrick	RHP	1998	San Rafael, CA
White, Gabe	LHP	2000-01	Sebring, FL
White, Rick	RHP	2002	Springfield, OH
Wheeler, Ryan	INF	2013-14	Torrance, CA
Wigginton, Ty	INF/OF	2011	San Diego, CA
Williams, Jackson	C	2014	Tulsa, OK
Williams, Randy	LHP	2005	Harlingen, TX
Wilson, Preston	OF	2003-05	Balmer, SC
Witasick, Jay	RHP	2005	Baltimore, MD
Wolters, Tony	C	2016-20	Vista, CA
Womack, Tony	INF/OF	2003	Chatham, VA
Wright, Jamey	RHP	1996-99, 2004-05	Oklahoma City, OK
Ynoa, Rafael	INF	2014-16	Santiago, D.R.
Yoshii, Masato	RHP	2000	Osaka, Japan
Young, Sr., Eric	INF/OF	1993-97	New Brunswick, NJ
Young, Jr., Eric	INF	2009-13	New Brunswick, NJ
Young, Gerald	OF	1993	Tela, Honduras
Young, Jason	RHP	2003-04	Oakland, CA
Zaun, Gregg	C	2003	Glendale, CA
Zeile, Todd	INF	2002	Van Nuys, CA

**Numerical Roster**

Record Book

**00**  
 \*Brad Andress, 2000-08

**0**  
 Adam Ottavino, 2013-18

**1**  
 \*Jerry Royster, 1993  
 Trinidad Hubbard, 1994-95  
 Terry Jones, 1996  
 Curtus Goodwin, 1998  
 \*Dave Garcia, 2000-02  
 Pablo Ozuna, 2003  
 Anderson Machado, 2005  
 Jamey Carroll, 2006-07  
 Doug Bernier, 2008  
 Eric Young Jr., 2011-13  
 Brandon Barnes, 2014-16  
 Ryan McMahon, 2017  
 Garrett Hampson, 2018-20

**2**  
 Gerald Young, 1993  
 \*Gene Glynn, 1994, 1996-98  
 Chris Petersen, 1999  
 Juan Sosa, 1999  
 Aaron Ledesma, 2000  
 Jeff Frye, 2000  
 Brent Butler, 2001  
 Jose Ortiz, 2002  
 \*Mike Gallego, 2002, 2005-07  
 \*Sandy Alomar Sr., 2003-04  
 Troy Tulowitzki, 2007-15  
 Alexi Amarista, 2017

**3**  
 \*Jerry Royster, 1993  
 Dale Murphy, 1993

Q. McCracken, 1995-97  
 Mike Lansing, 1998-2000  
 Ron Gant, 2001  
 Alex Ochoa, 2001  
 Jason Romano, 2002  
 Rene Reyes, 2003  
 Jorge Piedra, 2004-06  
 \*Jamie Quirk, 2006  
 Willy Taveras, 2007-08  
 Eric Young, Jr., 2009-10  
 Michael Cuddyer, 2012-14  
 Daniel Descalso, 2015-16  
 Mike Tauchman, 2017-18

**4**  
 Nelson Liriano, 1993-94  
 Craig Counsell, 1995  
 \*Jackie Moore, 1997-98  
 Chris Sexton, 1999  
 Jeffrey Hammonds, 2000  
 Juan Uribe, 2001-03  
 Luis González, 2004-06  
 Jayson Nix, 2008  
 \*Jim Tracy, 2009-12  
 Chris Nelson, 2013  
 Ryan Wheeler, 2013  
 Ben Paulsen, 2014  
 Nick Hundley, 2015-16  
 Pat Valaika, 2017-19

**5**  
 Alex Cole, 1993  
 Neifi Perez, 1996-2001  
 Brent Butler, 2002-03  
 Tony Womack, 2003  
 Matt Holliday, 2004-08  
 Carlos González, 2009-18

**6**  
 Daryl Boston, 1993  
 Jason Bates, 1995-98  
 \*Bruce Kimm, 1999  
 Jeff Frye, 2000

Juan Pierre, 2000  
 Ben Petrick, 2001-03  
 Mandy Romero, 2003  
 Aaron Miles, 2004-05  
 Omar Quintanilla, 2006-09  
 Melvin Mora, 2010  
 Tommy Field, 2011  
 Alex White, 2012  
 Corey Dickerson, 2013-15  
 Ryan Raburn, 2016  
 Daniel Castro, 2018  
 Drew Butera, 2020

**7**  
 Joe Girardi, 1993-95  
 Trinidad Hubbard, 1996  
 Craig Counsell, 1997  
 Kurt Abbott, 1998-99  
 Jeff Cirillo, 2000-01  
 Todd Zeile, 2002  
 Chris Stynes, 2003  
 Rene Reyes, 2004  
 J.D. Closser, 2005-06  
 Kazuo Matsui, 2007  
 \*Mike Gallego, 2008  
 Seth Smith, 2009-11  
 Matt McBride, 2012,  
 Jose Reyes, 2015  
 Raimel Tapia, 2017  
 Garrett Hampson, 2018  
 Matt Holliday, 2018  
 Brendan Rodgers, 2019-20

**8**  
 Roberto Mejia, 1993-95  
 Kirt Manwaring, 1997-99  
 Brent Mayne, 2000-01  
 Bobby Estalella, 2002-03  
 \*Jamie Quirk, 2004  
 Desi Relaford, 2005

Omar Quintanilla, 2005  
 Mike Dejean, 2006  
 Yorvit Torrealba, 2006-09, 2013  
 Michael McKenry, 2010, 2014-15  
 Charlie Blackmon, 2011-12  
 Gerardo Parra, 2016-18  
 Josh Fuentes, 2019-20

**9**  
 Vinny Castilla, 1993-99  
 Juan Pierre, 2001-02  
 \*Jamie Quirk, 2003, 05-08  
 Vinny Castilla, 2004, 06, \*07-14  
 Ian Stewart, 2009-11  
 DJ LeMahieu, 2012-18  
 Daniel Murphy, 2019-20

**10**  
 Dante Bichette, 1993-99, \*2013  
 Mike Hampton, 2001-02  
 Ronnie Bleilard, 2003  
 Royce Clayton, 2004  
 Jeff Baker, 2005-09  
 Chris Nelson, 2010-12  
 Christian Adames, 2014  
 Ben Paulsen, 2015-16  
 Bud Black, 2017-19

**11**  
 Matt Nokes, 1995  
 Angel Echevarria, 1996-98  
 \*Jim Leyland, 1999  
 \*Toby Harrah, 2000-02  
 Luke Allen, 2003  
 Brad Hawpe, 2004-10  
 \*Tom Runnells, 2011-16  
 \*Mike Redmond, 2017-20  
 Kevin Pillar, 2020

**12**  
 Freddie Benavides, 1993  
 Mike Kingery, 1994-95  
 Pedro Castellano, 1996  
 Brian Raabe, 1997  
 Darryl Hamilton, 1998-99  
 Edgard Clemente, 1999  
 Brian Hunter, 2000  
 Todd Walker, 2001  
 Jose Ortiz, 2001-02  
 Clint Barnes, 2003-06, 08-10  
 Steve Finley, 2007  
 Seth Smith, 2007  
 Wilin Rosario, 2011  
 Andrew Brown, 2012  
 Juan Nicasio, 2013-14  
 Matt McBride, 2015  
 Mark Reynolds, 2016-17, 2019  
 Chris Owings, 2020

**13**  
 Charlie Hayes, 1993-94  
 Ryan Hawblitzel, 1996  
 \*Clint Hurdle, 1997-03, 2005-07  
 Jeff Fassero, 2004  
 \*Carney Lansford, 2011  
 Drew Pomeranz, 2012-13  
 Drew Stubbs, 2014-15  
 Dustin Garneau, 2016-17  
 Yonder Alonso, 2019

**14**  
 Andres Galaraga, 1993-97  
 Todd Walker, 2000  
 Greg Norton, 2001-03  
 Matt Anderson, 2005  
 Troy Tulowitzki, 2006  
 Sean Barker, 2007  
 Dexter Fowler, 2008

\* Manager/Coach

## (Numerical Roster, continued)

Matt Murton, 2009  
Mark Ellis, 2011  
Josh Rutledge, 2012-14  
\*Rene Lachemann, 2015  
Tony Wolters, 2016-20

### 15

Pedro Castellano, 1993, 1995  
Jeff Reed, 1996-99  
Ben Petrick, 1999-2000  
Denny Neagle, 2001-03  
Alfredo Amezaga, 2005  
Jeff Salazar, 2006  
Edwin Bellorin, 2007-09  
Jay Payton, 2010  
Kevin Kouzmanoff, 2011  
Matt Pagnozzi, 2011  
Jeremy Guthrie, 2012  
Jordan Pacheco, 2013  
Jackson Williams, 2014  
Tyler Matzek, 2015  
Raimel Tapia, 2018-20

### 16

Danny Sheaffer, 1993-94  
Curtis Leskanic, 1995-99  
\*Fred Kendall, 2000  
Kimera Bartee, 2001  
Mac Suzuki, 2001  
Kevin Sefcik, 2001  
Jose Jimenez, 2002-03  
Denny Hocking, 2004  
Jamey Wright, 2004-05  
Eli Marrero, 2006  
Kazuo Matsui, 2006  
Geronimo Gil, 2007  
Kip Wells, 2008  
Adam Melhuse, 2008  
Huston Street, 2009-11  
Reid Birnag, 2013  
Kyle Parker, 2014-15  
Stephen Cardullo, 2017  
Drew Butera, 2018-19  
\*Dave Magadan, 2020

### \*17\*

David Nied, 1993-96  
Todd Helton, 1997-2013

**#17 retired by the Rockies in honor of Todd Helton on 8/17/14**

### 18

Bruce Ruffin, 1993-97  
Mike Dejean, 2000, 2005-06  
\*Fred Kendall, 2001-02  
Jose Hernandez, 2003  
Andy Tracy, 2004  
Cory Sullivan, 2007-08  
Mike McCoy, 2009  
\*Jim Tracy, 2009  
Jonathan Herrera, 2010-13  
Cristhian Adames, 2015-17  
Seungwhan Oh, 2018-19  
Wes Parsons, 2019

### 19

Willie Blair, 1993-94  
Jim Tatum, 1995  
Jamey Wright, 1996-97  
Derrick White, 1998  
Edgard Clemente, 1998-99  
Scott Karl, 2000  
Mark Little, 2001-02  
Gabe Kapler, 2002-03  
Kit Pellow, 2003-04  
Ryan Spilborghs, 2005-11

Marco Scutaro, 2012  
Charlie Blackmon, 2013-20

### 20

Jim Tatum, 1993  
Howard Johnson, 1994  
Bill Swift, 1995-97  
Mike Sape, 1998  
\*Lorenzo Bundy, 1999  
\*Dallas Williams, 2000-02  
Greg Vaughn, 2003  
Todd Greene, 2004-05  
Miguel Ojeda, 2006  
Chris Iannetta, 2006-11  
Wilin Rosario, 2012-15  
Ian Desmond, 2017-19

### 21

Jamey Wright, 1998-99  
Masato Yoshii, 2000  
Adam Melhuse, 2001  
Jack Cust, 2002  
Chris Richard, 2003  
Choo Freeman, 2004-06  
Clint Barmes, 2007  
Jonathan Herrera, 2008  
Jason Marquis, 2009  
Miguel Olivo, 2010  
Ty Wigginton, 2011  
Tyler Colvin, 2012-13  
Eric Young, Sr. 1993-97, \*2014-16  
Jonathan Lucroy, 2017  
Kyle Freeland, 2018-20

### 22

Eric Wedge, 1993  
Nelson Liriano, 1998  
Mark Strittmatter, 1998  
Pat Watkins, 1999  
Terry Shumpert, 1999-2002  
Dustan Mohr, 2005  
Scott Podsednik, 2008  
\*Tom Runnells, 2010  
Hector Gomez, 2011  
Jose Lopez, 2011  
Jordan Pacheco, 2012  
Walt Weiss, 1994-97, 2003-04, \*2013-16  
Chris Iannetta, 2018-19  
Sam Hilliard, 2020

### 23

\*Don Zimmer, 1993-95  
Bryan Rekar, 1995-97  
Chuck McLeroy, 1998-99  
John Cangelosi, 1999  
Jeff Manto, 2000  
Bubba Carpenter, 2000  
Elvis Peña, 2000  
Joe Davenport, 2001  
Jacob Cruz, 2001  
Ross Gload, 2002  
Charles Johnson, 2003-04  
Ryan Speier, 2005, 07-08  
Jason Giambi, 2009-12  
Charlie Culberson, 2013-14  
Tom Murphy, 2016-18  
Peter Lambert, 2019-20

### 24

Jerald Clark, 1993  
\*Dwight Evans, 1994  
Gary Bennett, 1995-97  
\*Ken Griffey, 1996  
Jeff Barry, 1998  
Derrick Gibson, 1998  
Tom Goodwin, 2000  
Jay Payton, 2003  
Vladimir Nuñez, 2004  
Jason Smith, 2006

Ian Stewart, 2007-08  
Dexter Fowler, 2009-13  
Jordan Lyles, 2015-16  
Ryan McMahon, 2017-20

### 25

\*Don Baylor, 1993-98, 09-10  
\*Buddy Bell, 2000-02  
Sandy Alomar Jr., 2002  
Mark Sweeney, 2003-04  
Eddie Garabito, 2005  
Michael Restovich, 2005  
Bobby Keppel, 2007  
Seth Smith, 2008  
\*Rich Dauer, 2011-12  
\*Blake Doyle, 2014-16  
Drew Butera, 2019  
Matt Kemp, 2020

### 26

\*Amos Otis, 1993  
Ellis Burks, 1994-98  
\*Rich Donnelly, 1999-2002  
Walt McKeel, 2002  
Mark Bellhorn, 2003  
Jeff Francis, 2004-10, 2012-13  
Jose Morales, 2011  
Jason Pridie, 2014  
David Dahl, 2016-20

### 27

Greg W. Harris, 1993  
Butch Henry, 1993  
Mike Harkey, 1994  
Ty Van Burkleo, 1994  
Jorge Brito, 1995-96  
Steve Decker, 1996  
Milt Thompson, 1996  
Darryl Hamilton, 1998  
Mike Kelly, 1999  
Jeff Barry, 1999  
Todd Hollandsworth, 2000-02  
Jay Payton, 2002  
Vic Darenbourg, 2003  
Garrett Atkins, 2003-09  
Greg Smith, 2010  
Matt Lindstrom, 2011  
Jon Garland, 2013  
Tyler Chatwood, 2014  
Trevor Story, 2016-20

### 28

Bryn Smith, 1993  
Lance Painter, 1993-96  
Rene Gonzales, 1997  
Darnell Coles, 1997  
Greg Colbrunn, 1998  
Terry Shumpert, 1998  
Lenny Harris, 1999  
Mike Myers, 2000-01  
Aaron Cook, 2003-11  
Nolan Arenado, 2013-20

### 29

\*Ron Hassey, 1993-95  
Eric Anthony, 1996  
Harvey Pulliam, 1996  
Mark Thompson, 1998  
\*Milt May, 1999  
Scott Servais, 2000  
Carlos Mendoza, 2000  
Ron Villone, 2001  
Gary Bennett, 2001-02  
\*Dave Collins, 2003-06  
Dan Serafini, 2007  
Jorge De La Rosa, 2008-16  
Shane Carle, 2017  
Bryan Shaw, 2018-19  
\*Mike Redmond, 2020

### 30

Keith Shepherd, 1993  
Kevin Ritz, 1994-98  
Rolando Arrojo, 2000  
Adam Melhuse, 2000  
Justin Speier, 2001-03  
J.D. Closser, 2004  
Jose Acevedo, 2005  
\*Glennallen Hill, 2007-11  
Josh Roenicke, 2012  
Brett Anderson, 2014  
Tom Murphy, 2015  
Jason Motte, 2016  
Ryan Hanigan, 2017  
Jerry Vasto, 2018  
Joe Harvey, 2019-20

### 31

Greg W. Harris, 1994  
Roger Bailey, 1995, 1997  
Bret Saberhagen, 1995  
J.R. Phillips, 1999  
Darren Bragg, 2000  
David Moraga, 2000  
Robin Jennings, 2001  
Sal Fasano, 2001  
Gregg Zaun, 2003  
\*Clint Hurdle, 2004  
Cory Sullivan, 2005-06  
Rodrigo Lopez, 2007  
Cedrick Bowers, 2008  
Matt Daley, 2009-11  
\*Glennallen Hill, 2012  
Chris Volstad, 2013  
Eddie Butler, 2014-16  
Kyle Freeland, 2017  
Yonathan Daza, 2019  
\*Darryl Scott, 2020

### 32

Jayhawk Owens, 1993  
Scott Aldred, 1993  
Mike Harkey, 1994  
Mark Thompson, 1995-97  
Mark Brownson, 1998-99  
Kevin Jarvis, 2000  
Dan Miceli, 2001  
Jason Jennings, 2002-06  
LaTroy Hawkins, 2007, 2014-15  
Glendon Rusch, 2009  
J.C. Romero, 2011  
Tyler Chatwood, 2012-17  
\*Mike Redmond, 2020  
Jesus Tinoco, 2019-20

### \*33\*

Chris Jones, 1993-94  
Larry Walker, 1995-2004  
Justin Morneau, 2014-15

**#33 retired by the Rockies in honor of Larry Walker prior to the 2020 season**

### 34

Mo Sanford, 1993  
Scott Service, 1993  
Jayhawk Owens, 1994-96  
Pedro Astacio, 1997-2001  
Shawn Chacón, 2002-05  
Larry Bigbie, 2005  
Matt Herges, 2007-08  
Matt Belisle, 2009-14  
Aaron Laffey, 2015  
Jeff Hoffman, 2016-20

### 35

John Vander Wal, 1994-98  
Henry Blanco, 1999  
Butch Huskey, 2000  
Cliff Brumbaugh, 2020

Aaron Cook, 2002  
Nelson Cruz, 2003  
Jeromy Burnitz, 2004  
Eric Byrnes, 2005  
Mike Esposito, 2005  
Nate Field, 2006  
Taylor Buchholz, 2007-10  
Octavio Dotel, 2010  
Jonathan Sanchez, 2012  
Chad Bettis, 2013-19  
Elias Diaz, 2020

### 36

\*Larry Bearnarth, 1993-95  
Mike Farmer, 1996  
Bobby M. Jones, 1997-99  
Gabe White, 2000-01  
\*Bo Apodaca, 2003-12  
Tommy Field, 2012  
Christian Bergman, 2014-16  
\*Steve Foster, 2017-20

### 37

Jay Gainer, 1993  
\*Rick Mathews, 1995  
John Burke, 1996-97  
\*Tommy Sandt, 1999  
Stan Belinda, 2000  
Kane Davis, 2001  
Darren Oliver, 2003  
Joe Kennedy, 2004-05  
Josh Fogg, 2006-07  
Ryan Speier, 2009  
Greg Reynolds, 2011  
Adam Ottavino, 2012  
Nick Masset, 2014  
Pat Neshek, 2017  
Jairo Diaz, 2019-20

### 38

Jeff Parrett, 1993  
Jim Czajkowski, 1994  
Roger Bailey, 1995-96  
Jeff McCurry, 1997  
Larrie Gonzalez, 1998  
Manny Aybar, 2000  
Kevin Jarvis, 2004  
Ryan Shealy, 2005  
Ubaldo Jimenez, 2006-11  
Edgar González, 2011  
\*Rene Lachemann, 2013-14  
Kyle Kendrick, 2015  
Mike Dunn, 2017-19  
Tim Melville, 2019  
Ryan Castellani, 2020

### 39

Steve Reed, 1993-97  
Jim Stoops, 1998  
Angel Echevarria, 1999-00  
Jay Powell, 2001  
Brian Fuentes, 2002  
Steve Reed, 2003-04  
Blaine Neal, 2005  
Tom Martin, 2006-07  
Elmer Dessens, 2007  
Valerio de los Santos, 2008  
Paul Phillips, 2009-10  
\*Stu Cole, 2013-20

### 40

Brian Rose, 2000  
Scott Elarton, 2001  
Brian Fuentes, 2003-08  
Brad Eldred, 2010  
Kevin Millwood, 2011  
\*Bo McLaughlin, 2012-14  
Darren Holmes, 1993-97, \*2015-19  
Tyler Kinley, 2020



## (Numerical Roster, continued)

**41**  
Mark Knudson, 1993  
\*Bill Plummer, 1994  
\*Art Howe, 1995  
Robbie Beckett, 1996-97  
David Wainhouse, 1998  
Brian Bohanon, 1999-2001  
Denny Stark, 2002-04  
Jay Witasick, 2005  
Jeremy Affeldt, 2006-07  
Alberto Arias, 2008  
Jose Capellan, 2008  
Steve Register, 2008  
Alan Embree, 2009  
Bruce Billings, 2011  
Cole Garner, 2011  
Wil Nieves, 2012  
Mitchell Boggs, 2013  
Jair Jurrjens, 2014  
\*Jeff Salazar, 2017-20

**\*42\***  
A. Reynoso, 1993-96  
\*Jackie Moore, 1997

**#42 retired by all teams in 1997 as a tribute to Jackie Robinson**

**43**  
Andy Ashby, 1993  
Mike Muñoz, 1993-98  
David Wainhouse, 1999  
Bobby Chouinard, 2000-01  
Dan Miceli, 2003  
Adam Bernero, 2003-04  
Ryan Shealy, 2006  
\*Rich Dauer, 2009-10  
Alex White, 2011  
\*Carney Lansford, 2012  
Collin McHugh, 2013  
Pedro Hernandez, 2014  
Rafael Ynoa, 2014-16  
\*Tony Diaz, 2017-18  
Sam Hilliard, 2019

**44**  
Marvin Freeman, 1994-96  
Alan Cockrell, 1996  
Mike DeJean, 1997-2000  
Rolando Arrojo, 2000  
Mario Encarnacion, 2001  
\*Alan Cockrell, 2002  
Preston Wilson, 2003-05  
Alberto Arias, 2007  
Ramon Ortiz, 2007  
Micah Bowie, 2008  
Edgmer Escalona, 2010  
Juan Nicasio, 2011-13  
Roy Oswalt, 2013  
Ryan Wheeler, 2014  
Tyler Anderson, 2016-19  
José Mujica, 2020

**45**  
Curtis Leskanic, 1993-94  
\*Frank Funk, 1996  
Jerry Dipoto, 1997-2001  
Victor Santos, 2002  
Javier Lopez, 2003-04  
Zach Day, 2005-06  
Mike Venafro, 2006  
Josh Newman, 2007-08  
Elmer Dessens, 2007

Jhoulis Chacín, 2009-14  
Scott Oberg, 2015-20

**46**  
Kent Bottenfield, 1993-94  
Greg W. Harris, 1993-94  
\*Paul Zuvella, 1996  
\*P.J. Carey, 1997  
John Wasdin, 2000-01  
Todd Beltz, 2001  
Mark Corey, 2002  
Matt Miller, 2003  
Tim Harikkala, 2004  
Bobby Seay, 2005  
Miguel Asencio, 2006  
Zach McClellan, 2007  
Jason Hammel, 2009-11  
Edwar Cabrera, 2012-13  
Tyler Matzek, 2014  
Miguel Castro, 2015-16  
Rico Garcia, 2019  
Antonio Santos, 2020

**47**  
Bruce Hurst, 1993  
Lance Painter, 1993  
Mark Thompson, 1994  
Omar Olivares, 1995  
Bryan Hickerson, 1995  
\*Jackie Moore, 1996  
Nate Minchey, 1997  
Dave Veres, 1998-99  
Giovanni Carrara, 2000  
Horacio Estrada, 2001  
Chris Nichting, 2002  
Cory Vance, 2003  
Scott Dohmann, 2004-06  
Justin Hampson, 2006  
John Mabry, 2007  
Joe Koshansky, 2007-08  
Samuel Deduno, 2010  
Alan Johnson, 2011  
Drew Pomeranz, 2011  
Mike Ekstrom, 2012  
Rafael Ortega, 2012  
Chris Martin, 2014  
Jairo Diaz, 2015-17  
James Pazos, 2019-20

**48**  
A.J. Sager, 1995  
John Habyan, 1996  
Frank Castillo, 1997  
Rigo Beltran, 1999-2000  
Craig House, 2000  
Chris Nichting, 2001  
Mike James, 2002  
Marc Kroon, 2004  
Tim Olson, 2005  
Byung-Hyun Kim, 2006  
Jason Hirsh, 2007-08  
Esmil Rogers, 2009-12  
Will Harris, 2012  
Boone Logan, 2014-16  
Germán Márquez, 2017-20

**49**  
Scott Fredrickson, 1993  
Juan Acevedo, 1995  
\*Frank Funk, 1997-98  
Roberto Ramirez, 1999  
Jose Jiménez, 2000-01  
Dennys Reyes, 2002  
Jason Young, 2003-04  
Byung-Hyun Kim, 2005  
Jose Mesa, 2006  
Byung-Hyun Kim, 2007

Tim Harikkala, 2007  
Jason Grilli, 2008-09  
Adam Eaton, 2009  
Rex Brothers, 2011-15  
Antonio Senzatela, 2017-20

**50**  
Garvin Alston, 1996  
\*Bill Hayes, 1998  
Julian Tavarez, 2000  
Benny Agbayani, 2002  
Scott Elarton, 2003-04  
Travis Driskill, 2004  
David Cortes, 2005-06  
Jorge Julio, 2007  
Jim Miller, 2011  
Jamie Moyer, 2012  
Jeff Manship, 2012  
Dustin Garneau, 2015  
Chad Qualls, 2016-17  
Brooks Pounders, 2018  
Chi Chi González, 2019-20

**51**  
Luther Hackman, 1999  
David Lee, 2000  
Craig Dingman, 2001  
Rick White, 2002  
Randy Flores, 2002  
Joe Roa, 2003  
Allan Simpson, 2004-05  
Aquilino Lopez, 2005  
Sun-Woo Kim, 2005-06  
Juan Morillo, 2006-07  
Jose Vizcaino, 2008  
Josh Fogg, 2009  
Matt Reynolds, 2010-12  
Brooks Green, 2015  
Jake McGee, 2016-19  
Aj Ramos, 2020

**52**  
John Thomson, 1997-2002  
Sean Lowe, 2002  
\*Duane Espy, 2003-06  
Juan Morillo, 2008  
Joel Peralta, 2009  
\*Jim Wright, 2011-14  
Chris Rusin, 2015-19  
Daniel Bard, 2020

**53**  
Gary Wayne, 1993  
Bruce Walton, 1993  
Mark Hutton, 1997  
Fred Rath, 1998  
Mike Porzio, 1999  
\*Marcel Lachemann, 2000-01  
Cory Vance, 2002  
\*Rick Mathews, 2003-08  
Randy Flores, 2009-10  
Manny Delcarmen, 2010  
Christian Friedrich, 2012-15  
\*Rene Lachemann, 2016  
\*Ron Gideon, 2017-20

**54**  
Marcus Moore, 1993-94  
Tim Scott, 1997  
David Lee, 1999  
Rick Croushore, 2000  
Pete Walker, 2000  
Tim Christman, 2001

Kent Mercker, 2002  
\*Goose Gossage, 2003-04  
Randy Williams, 2005  
Denny Bautista, 2006-07  
Greg Reynolds, 2008  
Jose Contreras, 2009  
Eric Stults, 2011  
Zach Putnam, 2012  
Tommy Kahnle, 2014-15  
Carlos Estévez, 2016-17, 2019-20

**55**  
Mark Grant, 1993  
Joe Grahe, 1995  
Brooks Kieschnick, 2001  
\*Jim Wright, 2002, 2009-10  
Jesus Sanchez, 2003  
Shawn Estes, 2004  
Danny Ardoin, 2005-06  
Alvin Colina, 2006  
Mark Redman, 2007-08  
Felipe Paulino, 2011  
Eliezer Alfonzo, 2011  
Ramon Hernandez, 2012  
Jon Gray, 2015-20

**56**  
Bryan Rekar, 1995  
Brian McRae, 1999  
Shawn Chacón, 2001  
\*Mark Strittmatter, 2003-05  
Ray King, 2006  
Franklin Morales, 2007-11, 2014  
Josh Roenicke, 2011  
Guillermo Moscoso, 2012  
Logan Kensing, 2013  
\*Steve Foster, 2015-16  
Greg Holland, 2017  
Noel Cuevas, 2018-19  
Ashton Goudeau, 2020

**57**  
Darryl Kile, 1998-99  
Jason Jennings, 2001

**58**  
Dan Miceli, 2005  
\*Alan Cockrell, 2007-08  
Juan Rincon, 2009-10  
Jordan Pacheco, 2011, 2014  
\*Jerry Weinstein, 2013  
Yohan Flande, 2015-16  
\*Duane Espy, 2017  
Dom Nuiñez, 2019

**59**  
Todd Jones, 2002-03  
Chris Gissell, 2004  
\*Mark Strittmatter, 2006-07  
Clayton Mortensen, 2011  
Carlos Torres, 2012  
Wilton Lopez, 2013-14  
Harrison Musgrave, 2018-19  
Tommy Doyle, 2020

**60**  
Manuel Corpas, 2006-10, 2013  
Justin Miller, 2015-16

Zac Rosscup, 2017  
Ryan Castellani, 2020  
Mychal Givens, 2020

**61**  
Ramon Ramirez, 2006-07  
Livan Hernandez, 2008  
Edgmer Escalona, 2010-13  
David Hale, 2015-16  
Matt Carasiti, 2016  
Sam Howard, 2018-19

**62**  
Marcos Carvajal, 2005  
Rob Scahill, 2012-14  
Jorge Rondon, 2015  
González Germen, 2015-16  
Yency Almonte, 2018-20

**63**  
Rafael Betancourt, 2009-13, 2015  
DJ Johnson, 2018-19

**64**  
Simon Castro, 2015  
Phillip Diehl, 2019-20

**65**  
Jason Gurka, 2015-16  
Stephen Cardullo, 2016

**66**  
John Axford, 2015  
\*Aaron Muñoz, 2017

**67**  
Ken Roberts, 2015  
Germán Márquez, 2016

**68**  
Raimel Tapia, 2016

**71**  
Chin-hui Tsao, 2003-05  
Wade Davis, 2018-20

**72**  
Jordan Patterson, 2016

**73**  
Robert Averette, 2001

**74**  
Pat Valaika, 2016

**75**  
\*Mike Hamilton, 2003

**77**  
\*Walt Weiss, 2002  
Matt Herges, 2009  
\*Aaron Muñoz, 2018-20

**88**  
Josh Outman, 2012-13

**97**  
Joe Beimel, 2009-10

**99**  
Turk Wendell, 2004  
Darren Clarke, 2007  
Alfredo Amézaga, 2011

\* Manager/Coach

## Key Dates in Rockies History

### 1985

**Aug. 8** – Baseball's new Basic Agreement permits the National League to expand by two teams.

### 1987

**Oct. 31** – U.S. Senators from eight states, including Colorado Sen. Tim Wirth, create a Congressional task force to investigate baseball expansion.

### 1989

**June 15** – Baseball says it will announce a timetable for NL expansion within 90 days after a new Basic Agreement.

### 1990

**Aug. 14** – Denver-area voters pass a 0.1 percent sales tax to finance construction of a new ballpark, if MLB awards a team.

**Aug. 23** – Colorado's Baseball Advisory Committee, headed by Gov. Roy Romer, designates the Colorado Baseball Partnership to spearhead the formation of an ownership group.

**Sept. 18** – The NL Expansion Committee hears Denver's presentation.

**Dec. 18** – The NL unveils its short list of six potential expansion sites: Buffalo, Denver, Orlando, South Florida, Tampa-St. Petersburg and Washington, D.C.

### 1991

**March 13** – The Denver Metropolitan Major League Baseball Stadium District chooses its site: 20th and Blake.

**March 15** – Ownership announces that the proposed park will be named Coors Field.

**March 26** – The NL Expansion Committee visits Denver.

**June 10** – MLB Commissioner Fay Vincent announces Denver and South Florida are the NL's selections for expansion.

**July 5** – Major League owners unanimously approve Denver and South Florida as baseball's two newest franchises. Colorado Baseball Partnership announces that the team will be called the Colorado Rockies and unveils the team logo.

**Sept.** – Bob Gebhard is named the first general manager.

### 1992

**Feb. 14** – KOA-Radio (850 AM) signs a five-year contract, becoming the flagship station.

**March 2** – Ownership chooses Tucson, Ariz., as the Rockies' Spring Training home.

**April 16** – KWGN-TV (Channel 2) signs a five-year agreement to become the Rockies' exclusive over-the-air television station.

**June 16** – Bend, Ore., hosts the first game in organization history, a Single-A Northwest League contest between the Bend Rockies and Boise Hawks. With the Rockies trailing 4-1 in the bottom of the eighth, catcher Will Scanzitti hits a grand slam to give his club a dramatic 6-4 win.

**July 4** – The Rockies unveil their 1993 uniforms (home, road, and Sunday alternate) at a Team USA-Team Cuba baseball game at Mile High Stadium in front of 61,165 fans. Also, the team improves its logo.

**Sept. 2** – Colorado businessmen Jerry McMorris, Oren Benton and Charles Monfort acquire the owning interests of the Club.

**Oct. 16** – Ground is broken on the future site of Coors Field.

**Nov. 9** – The Colorado Baseball Partnership completes its acquisition of the franchise by paying the \$95 million franchise fee.

**Nov. 17** – The Rockies select David Nied from the Atlanta Braves to open the MLB Expansion Draft in New York City. At the same time, over 20,000 fans fill Denver's Currigan Hall to watch the historic event. After the draft, Colorado trades Kevin Reimer and Jody Reed for Dante Bichette and Rudy Seanez.

### 1993

**Jan. 26** – The Rockies restructure their front office. Jerry McMorris becomes Chairman, President and C.E.O.; Oren Benton and Charles Monfort become Vice Chairmen.

**Feb. 18** – Pitchers and catchers report to Tucson, Ariz., for the Club's inaugural Spring Training. Position players report five days later.

**April 5** – The Club plays its first regular season game against the New York Mets at Shea Stadium. Dwight Gooden pitches a three-hit shutout.

**April 9** – The Rockies host Montreal at Mile High Stadium. Eric Young Sr. homers to lead off the bottom of the first, bringing the record-setting crowd of 80,227 to its feet. Colorado wins, 11-4, behind 37-year-old Bryn Smith, who blanks the Expos over the first seven innings.

**Sept. 17** – The Rockies surpass the four million mark on their 71st game date, breaking MLB's single-season attendance record.

**Nov. 2** – The Club and the Denver Metropolitan Stadium District agree to expand Coors Field to approximately 50,200.

### 1994

**Jan. 13** – Responding to fan requests, the Club alters its uniforms. Names are placed on the back of the home jerseys, while the road uniform's lettering is changed from silver to purple.

### 1995

**April 26** – The Rockies inaugurate Coors Field in dramatic fashion. Dante Bichette hits a game-winning, three-run home run to beat the New York Mets in the 14th inning, 11-9.

**June 2** – The Rockies select the University of Tennessee's Todd Helton in the first round (eighth overall) of Major League Baseball's First-Year Player Draft.

**June 26** – National League President Leonard Coleman announces that Coors Field has been selected to host the 1998 All-Star Game.

**Oct. 1** – The Rockies defeat the San Francisco Giants, 10-9, to claim the National League Wild Card, becoming the first expansion team to reach postseason play prior to its eighth year of competition.

**Oct. 3** – The Rockies host Atlanta for the first postseason game in franchise history. The Braves win, 5-4, in the National League Division Series opener.

**Oct. 6** – Colorado wins its first postseason game, 7-5 over the Braves in Game Three.

**Nov. 7** – Don Baylor is announced as National League Manager of the Year, after leading his third-year club to postseason play.

### 1996

**Feb. 15** – The city of Tucson and the Rockies reach an agreement in principal to keep the city as the Rockies Spring Training home for the next 15 years.

### 1997

**Feb. 26** – The Rockies and FOX Sports Rocky Mountain reach a multi-year agreement for the cable rights to the club, beginning with seven telecasts in 1997 and expanding to 50 games each year for the remainder of the contract.

**April 5** – At Olympic Stadium in Montreal, the Rockies hit a then-franchise-record seven home runs, including three by Larry Walker.

**May 31** – Andres Galarraga hit a 529-foot grand slam off Kevin Brown, then was ejected four innings later for charging the mound after being hit by a pitch in the Rockies' 8-4 victory over the Florida Marlins in Miami. Galarraga's slam was the longest home run ever at Pro Player Stadium, and the longest in the Rockies' history.

**Sept. 24** – Minor League pitcher Doug Million passes away after a severe asthma attack in Mesa, Ariz., where he was taking part in Instructional League.

**Nov. 13** – Larry Walker wins the National League's Most Valuable Player. He becomes the first Canadian and first Rockies to win the award. Walker is voted first on 22 of the 28 ballots submitted.

**Dec. 8** – Richard L. Monfort becomes Vice Chairman, joining his brother, Charles, who has held the position since 1992.

### 1998

**July 6** – Coors Field hosts the 69th annual Major League All-Star festivities. Ken Griffey, Jr. beats out Jim Thome to win the Home Run Derby.

**July 7** – In the highest-scoring All-Star game to that point, the American League beats the National League 13-8 in the 69th Mid-Summer Classic at Coors Field. Roberto Alomar earns the MVP award.

## (Key Dates in Rockies History, continued)

**Oct. 5** – Jim Leyland is named just the second manager in Rockies' history.

### 1999

**April 4** – The Rockies and San Diego Padres become the first teams to open a Major League schedule outside of the U.S. or Canada, playing in Monterrey, Mexico. Colorado wins, 8-2.

**May 5** – Beating the Chicago Cubs 13-6, the Rockies become the third team in the 1900s to score a run in every inning.

**May 7** – The Rockies tie a National League record established by the 1894 Pirates and 1949 Giants when they extend their scoring streak to 14 consecutive innings, three shy of the Major League record of 17 set by the 1903 Red Sox.

**April 20** – A tragic mass shooting strikes nearby Columbine High School and the Rockies postpone two home games with the Montreal Expos.

**Aug. 20** – Bob Gebhard, the franchise's first and only general manager, resigns.

**Sept. 20** – Dan O'Dowd is named the second general manager in franchise history.

**Oct. 20** – Buddy Bell is named the third manager in franchise history.

### 2000

**Jan. 19** – Rockies introduce additions to their uniforms, as well as an alternate purple jersey, home uniform and purple-billed cap.

**May 3** – The Rockies set a then-franchise record with 24 hits in a 16-7 win vs. Montreal at Coors Field.

**June 18** – In a 19-2 win over Arizona, Mike Lansing hits for the cycle in four innings. The second baseman gets a triple in the first inning, a two-run home run in the second, a double in the third, and a single in the fourth.

**Aug. 22** – Catcher Brent Mayne pitches a scoreless 12th inning vs. the Atlanta Braves and becomes the first position player to be credited with a win since Rocky Colavito in 1968, and the last to do so until Wilson Valdez in 2011. The Rockies win 7-6 in 12 innings.

### 2001

**Aug. 14** – President George W. Bush attends the Rockies game vs. Atlanta at Coors Field. Colorado wins, 5-4, in 10 innings.

**Oct. 18** – Keli McGregor is named Rockies club president.

### 2002

**April 26** – Clint Hurdle is named the fourth manager in team history, replacing Buddy Bell.

**Nov. 4** – Jason Jennings becomes the first Rockies to be named NL Rookie of the Year. Jennings is the only player to appear on all 32 ballots and wins the award in a landslide with 150 points.

### 2003

**March 31** – Charlie Monfort is named Chairman and CEO.

**April 8** – By going 4-for-4 along with three walks, Rockies' first baseman Todd Helton sets a club record by reaching base in all seven plate appearances in Colorado's 15-12 loss at Coors Field.

**April 10** – In a 7-6 win vs. St. Louis, the Rockies turn the first triple play in club history. With Scott Rolon on second base and Tino Martinez on first, Colorado's first baseman Todd Helton catches Orlando Palmeiro's soft liner for the first out and throws to shortstop Jose Hernandez, who steps on second for the second out and then tags Martinez to complete the triple play.

**Aug. 3** – The Rockies tie the club record with 24 hits in a 16-4 win at Pittsburgh.

### 2004

**Aug. 6** – The Rockies trade Larry Walker, the franchise's all-time leader in nearly every offensive category, to the St. Louis Cardinals for three Minor Leaguers.

**Nov. 9** – In a meeting of the directors and shareholders of the Colorado Rockies, general partner Jerry McMorris is removed as an officer of the club.

### 2005

**June 7** – The Rockies select infielder Troy Tulowitzki in the first round (seventh overall) of Major League Baseball's First-Year Player Draft.

**Dec. 15** – Charlie and Dick Monfort purchase the Jerry McMorris financial interest in the franchise, ending McMorris' affiliation with the Rockies.

### 2006

**April 9** – Cory Sullivan becomes the 11th player in Major League history to hit two triples in the same inning and the first since Gil Coan of the Washington Senators accomplished the feat in 1951.

**June 7** – With just 10 sacrifice flies during their first 58 games, the Rockies tie a Major League with five sac-flies during the 16-9 Coors Field victory over Pittsburgh.

**June 20** – The combined efforts of Rockies starter Jason Jennings and relievers Tom Martin and Brian Fuentes produce the first one-hitter in franchise history. The 6-0 victory against Oakland marks the third time that one hit or less has been given up in a Coors Field contest.

**Aug. 14** – Vinny Castilla signs with Colorado, returning to the Rockies to finish his career.

### 2007

**April 29** – At Coors Field during a 9-7 Colorado victory over the Braves, Troy Tulowitzki turns the 13th unassisted triple play in MLB history. With base runners on first and second on the move in the top of the seventh, Tulowitzki catches Chipper Jones' line drive (1), steps on second to retire Kelly Johnson (2), and then tags Edgar Renteria (3) returning to first base.

**Oct. 1** – The Rockies clinch the NL Wild Card after defeating the Padres 9-8 in 13 innings of Game 163 at Coors Field

in what was just the seventh one-game playoff in Major League history.

**Oct. 6** – The Rockies complete a three-game sweep of the Philadelphia Phillies to win the NL Division Series.

**Oct. 15** – Colorado completes a four-game sweep of the Arizona Diamondbacks to win the club's first National League Championship and advances to their first-ever World Series vs. Boston. This win is also the 21st win of 22 games.

### 2008

**April 22** – The Rockies play 22 innings at San Diego, beating the Padres by a score of 2-1 in what is the longest game in franchise history by innings. The game lasts six hours and sixteen minutes, and is won on a Troy Tulowitzki RBI double that scores Willy Taveras from third base.

**July 1** – In the shortest nine-inning game in Coors Field history, Aaron Cook threw 79 pitches in the 1:58 contest. Cook allowed five hits in the 4-0 win.

**Nov. 12** – The Rockies acquire outfielder Carlos González, left-handed pitcher Greg Smith and right-hander Huston Street from the Oakland Athletics in exchange for outfielder Matt Holliday.

### 2009

**May 19** – Todd Helton becomes the first player in club history to record 2,000 hits with a single at Atlanta off Jair Jurrjens.

**May 29** – Jim Tracy is named the Rockies' fifth manager in franchise history, replacing Clint Hurdle, whose teams won 534 games.

**Oct. 1** – The Rockies clinch the NL Wild Card after defeating the Brewers 9-2 at Coors Field.

**Nov. 17** – Construction begins on Salt River Fields at Talking Stick, the Rockies' and Diamondbacks' new Spring Training complex, with an aggressive fast-tracked schedule to get the stadium done by the 2011 campaign.

**Nov. 18** – Manager Jim Tracy is named the National League Manager of the Year. Tracy becomes the second Rockies Manager to win the award, joining his 2009 hitting coach Don Baylor (1995).

### 2010

**April 17** – Ubaldo Jiménez throws the first no-hitter in franchise history. Jiménez led the Rockies to a 4-0 victory over Atlanta at Turner Field.

**April 20** – Rockies President Keli McGregor, while on a business trip for the club, passes away in Salt Lake City. The 47-year-old baseball executive spent 17 years with Colorado, joining the Rockies in 1993 as senior director of operations.

**July 31** – Carlos González hits a walk-off home run to complete the sixth cycle in franchise history in the Rockies' 6-5 comeback win vs. the Chicago Cubs. González became the fifth player to complete the cycle with a walk-off home run.

## (Key Dates in Rockies History, continued)

### 2011

**Feb. 26** – The Rockies play their first game at the new Spring Training facility in Scottsdale, Ariz., Salt River Fields at Talking Stick.

**May 19** – In the Rockies' 7-1 victory over Philadelphia at Citizens Bank Park, 40 year-old Jason Giambi becomes the second-oldest player to hit three home runs in a game.

**June 30** – Todd Helton becomes the first Rockies player to play in 2,000 career MLB games.

**Sept. 25** – En route to a 19-3 win at Houston, the Rockies record a franchise-record 25 hits.

### 2012

**April 17** – Jamie Moyer becomes the oldest pitcher in MLB history to earn a win, beating the San Diego Padres, 5-3, at Coors Field.

**May 31** – At Coors Field, Carlos González sets a franchise record and becomes the 22nd Major League player to hit a home run in his fourth straight at-bat. He hit three home runs on May 30.

**Nov. 7** – Walt Weiss is named the sixth manager in Rockies history.

### 2013

**April 23** – In the first game of a doubleheader between the Rockies and the Atlanta Braves, the temperature at first pitch is an MLB-record low 23 degrees. Game 2 warms up to 30 degrees. Atlanta wins both games, 4-3 and 10-2.

**Sept. 25** – Todd Helton plays his final home game before a sold-out Coors Field crowd vs. Boston. Helton homers in his first at-bat and finishes the game 2-for-3 with a double, home run and three RBI.

**Sept. 28** – Todd Helton plays his final game (at Los Angeles Dodgers), finishing his career playing all 2,247 games for the organization that originally drafted him.

### 2014

**April 4** – Charlie Blackmon ties a team record established by Andres Galarraga in 1995, collecting six hits in the Rockies' 12-2 rout of Arizona in the Home Opener. Blackmon is the first Major Leaguer to collect three doubles, two singles, and a home run in a game.

**July 29** – The Rockies play their longest game in history at six hours and 27 minutes against the Cubs at Wrigley Field in Chicago. The result is a 4-3 loss in 16 innings.

**Aug. 17** – The Rockies retire Todd Helton's number 17 in a pregame ceremony. He is the first player in franchise history to have his number retired.

**Oct. 8** – The Rockies name Jeff Bridich the Club's third general manager following the resignation of Dan O'Dowd.

### 2015

**July 28** – Troy Tulowitzki is traded to the Toronto Blue Jays along with LaTroy Hawkins for Miguel Castro, Jeff Hoffman, Jose Reyes and Jesus Tinoco.

**June 14** – Jorge De La Rosa earns his 73rd career win, at Miami, surpassing Aaron Cook for the Rockies' all-time win record.

### 2016

**Feb. 20** – Coors Field plays host to the first outdoor college hockey game in Colorado history as the University of Denver Pioneers beat the Colorado College Tigers, 4-1. A week later on Feb. 27, the Colorado Avalanche host the Detroit Red Wings as part of the NHL's Stadium Series and fall 5-3.

**April 4** – Trevor Story becomes the first Major League player to ever hit two home runs in a debut on Opening Day. Story also becomes the first Rockies player to ever homer twice in a Major League debut. No shortstop had ever hit two home runs in a debut since Bert Campaneris of the Kansas City Athletics on July 23, 1964 at Minnesota.

**June 24** – The Rockies and Diamondbacks played the longest nine-inning game in National League history, a 10-9 Arizona win in four hours, 30 minutes at Coors Field.

**Sept. 17** – Jon Gray sets a franchise and Coors Field record with 16 strikeouts vs. San Diego in his first Major League complete-game shutout.

**Nov. 7** – Bud Black is named the seventh manager in Rockies history.

### 2017

**June 18** – Nolan Arenado hits a walk-off home run to complete the cycle on Father's Day, becoming the fifth player in MLB history to complete the cycle with a walk-off home run.

**July 9** – Denver native Kyle Freeland takes a no-hit bid through 8.1 innings at Coors Field, the longest no-hit bid in Denver in franchise history.

**Aug. 14** – Chad Bettis returns from testicular cancer to make his first start of the season vs. the Atlanta Braves.

**Sept. 30** – With a Brewers loss to the Cardinals, the Rockies clinch the second Wild Card, the fourth playoff berth in franchise history.

**Oct. 4** – The Rockies lose to the Diamondbacks 11-8 in the National League Wild Card Game.

**Nov. 7** – Nolan Arenado wins his fifth consecutive Rawlings Gold Glove Award, becoming the first player in National League history, and the first infielder in MLB history, to win a Gold Glove in each of their first five seasons.

### 2018

**Sept. 26** – Germán Márquez ties a modern Major League record (joining Jim Deshaies and Jacob deGrom) by striking out the first eight batters faced in his start against the New York Mets.

**Sept. 30** – Charlie Blackmon hits his first career cycle, the ninth in franchise history and the first in MLB history to ever come in the 162nd game of the season.

**Oct. 1** – After finishing the regular season with identical records of 91-71, the Rockies and Dodgers play a tiebreaker game in Los Angeles to determine the National League West Division Champion. It is the second tiebreaker game in Rockies history, the first to decide a division winner. Los Angeles beats the Rockies by a score of 5-2.

**Oct. 2** – The Rockies play in the National League Wild Card Game for the second consecutive season, this time against the Cubs at Wrigley Field. The Rockies win 2-1 in 13 innings on an RBI single by Tony Wolters.

**Oct. 4** – The Rockies, by virtue of winning the Wild Card Game, play Game One of the National League Division Series in Milwaukee, their fourth NLDS in franchise history and their first since 2009.

**Oct. 7** – Coors Field hosts a postseason game for the first time since Oct. 12, 2009. The Rockies fall to the Brewers 6-0 and lose the NLDS 3-0.

### 2019

**Feb. 26** – In a press conference at Salt River Fields at Talking Stick, the Rockies announce that they have signed Nolan Arenado to an eight-year contract.

**April 4** – Dick Monfort announces that the Rockies' multi-use development at 20th and Wazee will be named McGregor Square in honor of the Rockies' late president, Keli McGregor.

**April 14** – Germán Márquez throws the first one-hitter in franchise history, shutting out the San Francisco Giants in a 4-0 Rockies win at Oracle Park.

**June 13-16** – The Rockies and San Diego Padres combine for 92 runs to set a Major League record for the most combined runs scored in a four-game series in Major League history. Colorado scored 48 runs in the series, while the Padres scored 44.

### 2020

**March 12** – Major League Baseball announces the cancellation of the remainder of Spring Training as a result of the COVID-19 pandemic.

**June 22** – Major League Baseball announces that it will proceed with the 2020 season. It is announced the following day that a 60-game schedule is planned.

**July 24** – The Rockies play their latest Opening Day in franchise history, losing 0-1 to the Texas Rangers in the inaugural game at Globe Life Field in Texas.



## History of Baseball in Denver

Although Major League Baseball did not arrive until 1993, professional baseball in the Rocky Mountain Region can be traced back to 1886 with the advent of the Western League. The Denver Bears were crowned the first league champions and baseball in the Mile High City would go on to become an off-and-on occurrence over the next 60 years, with the game becoming a permanent fixture in 1948.

Built in 1948, Mile High Stadium was known as Bears Stadium until 1969. Denver finally became a Triple-A city in 1955, when the American League's Philadelphia A's moved to Kansas City, thus allowing the Bears' owners, the Howsam family, the opportunity to purchase the then-homeless New York Yankees' Minor League affiliate for \$90,000. The Yankees tabbed an untried Ralph Houk to manage the Triple-A club and were led by the likes of Bobby Richardson, Tony Kubek and Ralph Terry. The first Triple-A champions in Denver history were the 1960 Bears, piloted by Charlie Metro.

When the Broncos became a charter member of the American Football League in 1959, the south stands (8,100 seats) and portable east stands (9,616 seats) were added to give a capacity of 34,657 for football. The Broncos began play in 1960.

From 1963-68, the Bears were a member of the Pacific Coast League. The 1968 entry was the affiliate of the Minnesota Twins, managed by the fiery Billy Martin and led by Graig Nettles and Bob Oliver.

After Denver voters turned down a stadium bond issue to build an all-purpose metropolitan stadium in 1967, a non-profit group began a fund-raising drive with the goal of purchasing the stadium for the city. In February 1968, the group bought the stadium from Rocky Mountain Empire Sports for \$1.8 million and presented it to the city. A 16,000-seat upper deck was immediately constructed over the west stands, raising the capacity to over 50,000. In December 1968, the stadium was renamed Denver Mile High Stadium. Further expansion of Mile High began in 1975 and was completed in 1977. Voters passed a \$25 million bond issue in 1974 to expand the stadium from its capacity of 51,706 to 75,100. The construction of 60 penthouse suites atop the west stands brought the stadium to its final capacity of 76,098 in 1986.

The Bears moved to the American Association in 1969, which would stand as the home of all of the remaining Denver franchises until 1992. From 1970-83, the Bears established themselves as a championship franchise, winning five league crowns and three division titles. Graced by future big league stars such as Tim Wallach and Tim Lincecum, the Bears drew record crowds night after night, including a 1982 fireworks night crowd of 65,666, which established a Minor League record.

Under new ownership, the Zephyrs came to Denver in 1985, as an affiliate of the Cincinnati Reds. The likes of Eric Davis, Paul O'Neill and Barry Larkin displayed their talents in Denver before moving on to prominent Major League careers.

The Z's joined the Milwaukee Brewers system in 1987 and remained a Brewers affiliate until 1992. One of the



*Mile High Stadium on Opening Day, April 9, 1993*

most memorable moments in the Zephyrs' tenure at Mile High was a 582' home run by Joey Meyer into the upper deck of the east stands. One seat in the all-blue section was painted orange to signify the landing location of Meyer's home run. John Jaha later sent one near Meyer's homer, just a few feet to the left. Gary Sheffield and Greg Vaughn were some of the other fan favorites of the later Zephyr clubs.

When Major League owners unanimously approved Denver and South Florida as baseball's two newest franchises on July 5, 1991, not only did that date mark the conception of the Rockies but also the end of over 100 years of Minor League baseball in Denver.

A Major League record crowd of 80,227 packed Mile High for the first home game in Rockies franchise history, April 9, 1993 vs. Montreal. Eric Young Sr. hit a home run to lead off the bottom of the first inning as the Rockies cruised to an 11-4 victory, signifying the beginning of big league baseball in the Rocky Mountain region.

After drawing 4,483,350 fans in the 1993 inaugural season, the Rockies were on pace to shatter that mark in 1994, averaging 58,598 through 56 home dates, which would have put the season ending mark at 4,687,840, if it were not for the strike that ended the 1994 season in August. In those first two seasons at Mile High, the Rockies had 52 occasions when better than 60,000 paid to watch baseball; 21 times the crowd eclipsed 70,000.

The Rockies moved into Coors Field in 1995 after shattering nearly every attendance mark in the books. In 135 dates at Mile High, the Rockies drew 7,701,861 fans, an average of 57,051 per game.

Demolition of Mile High was completed in March 2002. On Aug. 29, 2006, the Rockies and the Rocky Mountain Chapter of SABR unveiled a plaque commemorating Bears/Mile High Stadium, and a home plate made of steel was placed on the exact location of home plate at Mile High, which is currently in a parking lot adjacent to the Broncos' current home stadium.



# Franchise Firsts

## Club General

- **Game:** April 5, 1993 at New York (loss, 0-3)
- **Win:** April 9, 1993 vs. Montreal, 11-4
- **Extra-Inning Game:** May 1, 1993 at Florida (7-6 loss in 11)
- **Ejection:** May 10, 1993 vs. San Francisco, Charlie Hayes in the sixth inning
- **Error:** April 7, 1993 at New York, Charlie Hayes in the first inning
- **Postponement:** April 12, 1993 vs. New York
- **Rain Delay:** April 24, 1993 vs. Florida, 1:11 delay

## Individual Batting

- **Batter:** April 5, 1993 at New York, Eric Young Sr. (bunt ground out vs. Dwight Gooden)
- **Base Hit:** April 5, 1993 at New York, Andres Galarraga (second inning)
- **Run:** April 7, 1993 at New York, Dante Bichette (seventh inning solo home run)
- **RBI:** April 7, 1993 at New York, Dante Bichette (seventh inning solo home run)
- **Extra-Base Hit:** April 7, 1993 at New York, Dante Bichette (seventh inning solo home run)
- **Double:** April 9, 1993 vs. Montreal, Jerald Clark (first inning)
- **Triple:** April 10, 1993 vs. Montreal, Joe Girardi (fifth inning)
- **Home Run:** April 7, 1993 at New York, Dante Bichette off Bret Saberhagen (seventh inning)
- **Grand Slam:** May 4, 1993 at Chicago, Jim Tatum off Dan Plesac (eighth inning, pinch-hit)
- **Stolen Base:** April 5, 1993 at New York, Eric Young Sr. (third inning)
- **Pinch-Hitter:** April 5, 1993 at New York, Daryl Boston (eighth inning, strikeout)
- **Walk:** April 5, 1993 at New York, Alex Cole by Dwight Gooden
- **Strikeout:** April 5, 1993 at New York, Andres Galarraga by Dwight Gooden

## Individual Pitching

- **Pitch:** April 5, 1993 at New York, David Nied to Vince Coleman
- **Win:** April 9, 1993 vs. Montreal, Bryn Smith
- **Complete Game:** April 15, 1993 vs. NYM, David Nied
- **Shutout:** April 14, 1994 at Philadelphia, David Nied (7.0), Bruce Ruffin (1.0) and Darren Holmes (1.0)
- **Complete-Game Shutout:** June 21, 1994 vs. Houston, David Nied
- **Save:** April 23, 1993 vs. Florida, Darren Holmes

(Individual Pitching, continued)

- **Walk:** April 5, 1993 at New York, Eddie Murray by David Nied (third inning)
- **Strikeout:** April 5, 1993 at New York, Vince Coleman by David Nied (first inning)
- **Wild Pitch:** April 7, 1993 at New York, Scott Aldred
- **Balk:** April 13, 1993 vs. New York, Andy Ashby
- **No-Hitter:** April 17, 2010 at ATL, Ubaldo Jiménez



Eric Young Sr. led off the franchise's first-ever home game with a home run off Montreal's Kent Bottenfield.

### ONLY PLAYERS IN MLB HISTORY WITH .370 AVERAGE, 40 HR, 140 RBI

Player, Club	Year	Avg-HR-RBI
Babe Ruth (NYY)	1920	.376-54-137
Babe Ruth (NYY)	1921	.378-59-171
R. Hornsby (STL)	1922	.401-42-152
Babe Ruth (NYY)	1924	.378-46-121
Lou Gehrig (NYY)	1927	.373-47-175
Chuck Klein (PHI)	1930	.386-40-170
Babe Ruth (NYY)	1931	.373-46-163
<b>Todd Helton (COL)</b>	<b>2000</b>	<b>.372-42-147</b>

### HIGHEST AVERAGE, FIRST BASEMEN MAJOR LEAGUE HISTORY

Avg.	Player	Club	Year
.420	George Sisler	STL-A	1922
.407	George Sisler	STL-A	1920
.401	Bill Terry	NY-N	1930
.388	Rod Carew	MIN	1977
.379	Lou Gehrig	NYY	1930
.374	Lou Gehrig	NYY	1928
.373	Lou Gehrig	NYY	1927
<b>.372</b>	<b>Todd Helton</b>	<b>COL</b>	<b>2000</b>
.372	Bill Terry	NY-N	1929

# Rockies Award Winners

## National Baseball Hall of Fame

2020 ..... Larry Walker (BBWAA)

## NL Most Valuable Player

1997 ..... Larry Walker (BBWAA)

## NL Manager of the Year

1995 ..... Don Baylor (BBWAA)  
2009 ..... Jim Tracy (BBWAA, *Sporting News*)

## NL Rookie of the Year

2002 ..... Jason Jennings (BBWAA)

## Major League Player of the Year

2000 ..... Todd Helton (*AP, Baseball Digest*)  
2010 ..... Carlos González (*Players Choice*)

## NL Player of the Year

2000 ..... Todd Helton (*Sporting News*)  
2010 ..... Carlos González (*Players Choice*)

## NL Rookie Pitcher of the Year

2002 ..... Jason Jennings (*Sporting News*)

## NL Rookie Player of the Year

1998 ..... Todd Helton (*Sporting News*)

## All-Rookie Team

1998 ..... Todd Helton (*Topps, Baseball Digest*)  
2002 ..... Jason Jennings (*Topps, Baseball Digest*)  
2007 ..... Troy Tulowitzki (*Topps, Baseball Digest*)  
2012 ..... Wilin Rosario (*Topps, Baseball Digest*)  
2013 ..... Nolan Arenado (*Topps, Baseball Digest, Baseball America*)  
2016 ..... Trevor Story (*Baseball Digest*)  
2017 ..... Germán Márquez (*Topps*)  
..... Kyle Freeland (*Baseball Digest*)

## Comeback Player of the Year

1993 ..... Andres Galarraga (*Sporting News*)  
2020 ..... Daniel Bard (MLB)

## Rawlings Gold Glove

1997 ..... Larry Walker (OF)  
1998 ..... Larry Walker (OF)  
1999 ..... Larry Walker (OF)  
2000 ..... Neifi Perez (SS)  
2001 ..... Todd Helton (1B)  
..... Larry Walker (OF)  
2002 ..... Todd Helton (1B)  
..... Larry Walker (OF)  
2004 ..... Todd Helton (1B)  
2010 ..... Carlos González (OF)  
..... Troy Tulowitzki (SS)  
2011 ..... Troy Tulowitzki (SS)  
2012 ..... Carlos González (OF)  
2013 ..... Nolan Arenado (3B)  
..... Carlos González (OF)  
2014 ..... Nolan Arenado (3B)  
..... DJ LeMahieu (2B)  
2015 ..... Nolan Arenado (3B)  
2016 ..... Nolan Arenado (3B)  
2017 ..... Nolan Arenado (3B)  
..... DJ LeMahieu (2B)  
2018 ..... Nolan Arenado (3B)  
..... DJ LeMahieu (2B)  
2019 ..... Nolan Arenado (3B)  
2020 ..... Nolan Arenado (3B)

## Rawlings Platinum Glove

2017 ..... Nolan Arenado  
2018 ..... Nolan Arenado  
2019 ..... Nolan Arenado  
2020 ..... Nolan Arenado

## Mel Ott Award

*NL leader in Home Runs*  
1995 ..... Dante Bichette  
1996 ..... Andres Galarraga  
1997 ..... Larry Walker  
2015 ..... Nolan Arenado (tied)  
2016 ..... Nolan Arenado (tied)  
2018 ..... Nolan Arenado

## Lou Brock Award

*League Leader in Stolen Bases*  
1996 ..... Eric Young  
2001 ..... Juan Pierre (co-winner)  
2008 ..... Willy Taveras  
2020 ..... Trevor Story

## Tony Gwynn Award

*NL leader in batting average*  
1993 ..... Andres Galarraga (.370)  
1998 ..... Larry Walker (.363)  
1999 ..... Larry Walker (.379)  
2000 ..... Todd Helton (.372)  
2001 ..... Larry Walker (.350)  
2007 ..... Matt Holliday (.340)  
2010 ..... Carlos González (.336)  
2013 ..... Michael Cuddyer (.331)  
2014 ..... Justin Morneau (.319)  
2016 ..... DJ LeMahieu (.348)  
2017 ..... Charlie Blackmon (.331)

## Louisville Silver Slugger

1995 ..... Dante Bichette (OF)  
..... Vinny Castilla (3B)  
1996 ..... Ellis Burks (OF)  
..... Andres Galarraga (1B)  
..... Eric Young Sr. (2B)  
1997 ..... Vinny Castilla (3B)  
..... Larry Walker (OF)  
1998 ..... Vinny Castilla (3B)  
1999 ..... Larry Walker (OF)  
2000 ..... Todd Helton (1B)  
2001 ..... Mike Hampton (P)  
..... Todd Helton (1B)  
2002 ..... Mike Hampton (P)  
..... Todd Helton (1B)  
2003 ..... Todd Helton (1B)  
2006 ..... Matt Holliday (OF)  
2007 ..... Matt Holliday (OF)  
2008 ..... Matt Holliday (OF)  
2010 ..... Carlos González (OF)  
..... Troy Tulowitzki (SS)  
2011 ..... Troy Tulowitzki (SS)  
2013 ..... Michael Cuddyer (OF)  
2015 ..... Nolan Arenado (3B)  
..... Carlos González (OF)  
2016 ..... Nolan Arenado (3B)  
..... Charlie Blackmon (OF)  
2017 ..... Nolan Arenado (3B)  
..... Charlie Blackmon (OF)  
2018 ..... Nolan Arenado (3B)  
..... Germán Márquez (P)  
..... Trevor Story (SS)  
2019 ..... Trevor Story (SS)



Outfielder Larry Walker will be inducted into the National Baseball Hall of Fame on July 26, 2020.

## (Rockies Award Winners, continued)

### NL Player of the Month

June, 1993..... Andres Galarraga (.420-6-21)  
Sept., 1993..... Andres Galarraga (.382-5-23)  
April, 1994..... Ellis Burks (.413-9-17)  
July, 1995..... Dante Bichette (.296-11-35)  
Sept., 1995..... Dante Bichette (.365-8-28)  
June, 1996..... Dante Bichette (.375-11-39)  
April, 1997..... Larry Walker (.456-11-29)  
May, 2000..... Todd Helton (.512-11-26)  
Aug., 2000..... Todd Helton (.476-7-32)  
May, 2002..... Todd Helton (.347-10-28)  
July, 2002..... Larry Walker (.438-5-17)  
April, 2003..... Todd Helton (.337-6-27)  
Sept., 2007..... Matt Holliday (.367-12-30)  
Sept., 2010..... Troy Tulowitzki (.322-15-40)  
April, 2014..... Troy Tulowitzki (.381-7-22)  
July, 2015..... Carlos González (.386-11-24)  
Sept., 2015..... Nolan Arenado (.336-12-35)  
May, 2017..... Charlie Blackmon (.359-6-22)  
July, 2017..... Nolan Arenado (.389-8-30)  
June, 2019..... Charlie Blackmon (.412-10-25)

### NL Pitcher of the Month

April, 2003..... Shawn Chacón (4-0, 1.04)  
April, 2010..... Ubaldo Jiménez (5-0, 0.79)  
May, 2010..... Ubaldo Jiménez (5-1, 0.78)  
Sept., 2018..... Germán Márquez (3-1, 2.14)

### NL Rookie of the Month

Aug., 2002..... Jason Jennings (5-1, 3.55)  
April, 2005..... Clint Barmes (410-4-14)  
June, 2005..... Garrett Atkins (.364-3-26)  
Aug., 2007..... Troy Tulowitzki (.333-6-25)  
July, 2008..... Ian Stewart (.432-1-15)  
April, 2016..... Trevor Story (.261-10-20)  
April, 2017..... Antonio Senzatela (3-1, 2.81)

### Roberto Clemente Award Nominees

1996..... Jason Bates, Dante Bichette, A.Galarraga  
1997..... Dante Bichette, Steve Reed, Walt Weiss  
1998..... Dante Bichette, Kevin Ritz, Larry Walker  
1999..... Jerry Dipoto  
2000..... Todd Helton  
2001..... Mike Hampton  
2002..... Todd Helton  
2003..... Charles Johnson  
2004..... Charles Johnson  
2005..... Jason Jennings  
2006..... Ramon Ramirez  
2007..... Matt Holliday  
2008..... Jeff Francis  
2009..... Aaron Cook  
2010..... Troy Tulowitzki  
2011..... Troy Tulowitzki  
2012..... Michael Cuddyer  
2013..... Todd Helton  
2014..... Michael Cuddyer  
2015..... Kyle Kendrick  
2016..... Carlos González  
2017..... Ian Desmond  
2018..... Ian Desmond  
2019..... Ian Desmond  
2020..... Ian Desmond

### NL Player of the Week

May 31-June 6, 1993..... Andres Galarraga (.600-1-6)  
Sept. 13-19, 1993..... Charlie Hayes (.385-2-9)  
July 14-17, 1994..... Dante Bichette (.632-2-12)  
May 8-14, 1995..... Vinny Castilla (.609-4-14)  
July 3-9, 1995..... Andres Galarraga (.429-2-5)  
July 31-Aug. 6, 1995..... Dante Bichette (.433-6-14)  
May 14-19, 1996..... Ellis Burks (.467-3-7)  
May 20-26, 1996..... Larry Walker (.500-2-8)

### (NL Player of the Week, continued)

June 10-16, 1996..... Vinny Castilla (.346-4-8)  
June 17-23, 1996..... Ellis Burks (.423-6-9)  
June 24-30, 1996..... \*Dante Bichette (.500-4-11)  
Sept. 9-15, 1996..... Ellis Burks (.643-2-10)  
April 1-6, 1997..... Larry Walker (.440-6-11)  
April 7-13, 1997..... Vinny Castilla (.438-2-7)  
May 19-25, 1997..... Ellis Burks (.435-5-11)  
July 21-27, 1997..... Dante Bichette (.458-4-15)  
Sept. 15-21, 1997..... Larry Walker (.320-5-12)  
April 26-May 2, 1999..... Larry Walker (.500-6-18)  
May 17-23, 1999..... \*Dante Bichette (.429-3-11)  
June 14-20, 1999..... Todd Helton (.550-5-15)  
Aug. 9-15, 1999..... \*Dante Bichette (.433-4-12)  
May 8-14, 2000..... Todd Helton (.609-4-9)  
June 26-July 2, 2000..... \*Jeff Cirillo (.636-4-16)  
July 24-30, 2000..... \*Jeffrey Hammonds (.583-2-8)  
Aug. 14-20, 2000..... \*Todd Helton (.484-4-12)  
Aug. 19-25, 2002..... \*Jay Payton (.375-3-12)  
April 14-20, 2003..... \*Shawn Chacón (2-0, 0.00)  
July 7-13, 2003..... \*Preston Wilson (.429-4-15)  
July 19-25, 2004..... Vinny Castilla (.323-5-9)  
July 4-10, 2005..... Todd Helton (.522-4-12)  
July 25-31, 2005..... Matt Holliday (.444-3-8)  
Sept. 19-25, 2005..... Todd Helton (.529-2-9)  
April 2-9, 2006..... Garrett Atkins (.462-1-7)  
Sept. 18-24, 2006..... \*Matt Holliday (.400-4-12)  
Sept. 25-Oct. 1, 2006..... Garrett Atkins (.522-2-6)  
May 28-June 3, 2007..... Brad Hawpe (.455-3-8)  
July 23-29, 2007..... Matt Holliday (.364-4-10)  
Aug. 6-12, 2007..... \*Troy Tulowitzki (.483-3-12)  
Sept. 10-16, 2007..... Matt Holliday (.407-6-11)  
Sept. 17-23, 2007..... Brad Hawpe (.520-3-10)  
April 7-13, 2008..... Matt Holliday (.480-2-10)  
June 16-22, 2008..... Jeff Baker (.435-4-7)  
June 1-7, 2009..... Ian Stewart (.480-4-12)  
June 8-14, 2009..... \*Huston Street (1.93, five saves)  
Aug. 31-Sept. 6, 2009..... Seth Smith (.542-4-10)  
Sept. 14-20, 2009..... Troy Tulowitzki (.391-4-5)  
April 12-18, 2010..... Ubaldo Jiménez (0.00, No-Hitter)  
July 27-Aug. 1, 2010..... Carlos González (.533-4-7)  
Aug. 23-29, 2010..... Carlos González (.545-4-11)  
Sept. 6-12, 2010..... Troy Tulowitzki (.370-6-11)  
Sept. 13-19, 2010..... Troy Tulowitzki (.346-6-17)  
Aug. 22-28, 2011..... Carlos González (.481-3-10)  
Sept. 10-16, 2012..... Chris Nelson (.560-1-5)  
June 10-16, 2013..... Carlos González (.476-3-8)  
Sept. 16-22, 2013..... Charlie Blackmon (.500-1-5)  
Mar. 31-Apr 6, 2014..... \*Charlie Blackmon (.542-1-6)  
Apr. 14-20, 2014..... Justin Morneau (.375-3-12)  
Apr. 28-May 4, 2014..... Troy Tulowitzki (.619-2-8)  
Aug. 11-17, 2014..... Corey Dickerson (.393-3-11)  
Aug. 18-24, 2014..... Nolan Arenado (.545-2-3)  
June 22-28, 2015..... Nolan Arenado (.391-7-14)  
July 20-26, 2015..... \*Carlos González (.476-5-11)  
April 4-10, 2016..... Trevor Story (.333-7-12)  
April 11-17, 2016..... \*Nolan Arenado (.370-4-12)  
June 20-26, 2016..... Charlie Blackmon (.424-5-9)  
July 18-24, 2016..... Trevor Story (.478-6-12)  
Aug. 8-14, 2016..... Charlie Blackmon (.563-7-9)  
May 22-28, 2017..... Charlie Blackmon (.400-3-12)  
June 17-23, 2017..... Nolan Arenado (.458-4-13)  
June 18-24, 2018..... Nolan Arenado (.329-5-13)  
July 8-15, 2018..... Trevor Story (.400-3-6)  
Sept. 23-30, 2018..... David Dahl (.333-6-15)  
May 20-26, 2019..... Nolan Arenado (.538-4-9)  
May 27-June 2, 2019..... Trevor Story (.524-2-7)  
June 10-16, 2019..... Charlie Blackmon (.568-6-15)  
July 8-14, 2019..... Daniel Murphy (.667-2-5)

\* Co-Player of the Week






# LARRY WALKER #33

2020 BASEBALL HALL OF FAME INDUCTEE

BORN DECEMBER 1, 1966 IN MAPLE RIDGE, BC, CANADA | BATS/THROWS: L/R

Larry Walker



*“With thanks and appreciation to the Baseball Writers Association of America, it is time to reveal the results of the 2020 election.*

*“Tonight we are pleased to announce the addition of two new members to the Baseball Hall of Fame fraternity. Our first electee was a five-tool player respected for his instincts in all phases of the game. Today, Larry Walker becomes the first position player and second Canadian-born member of the National Baseball Hall of Fame. Throughout a distinguished 17-year career, the pride of Maple Ridge, Canada, recorded a .313 batting average, .400 on-base mark and a .565 slugging percentage. Larry was a product of the talented Montreal Expos player development system. For a decade he excelled with the Colorado Rockies, receiving National League Most Valuable Player votes in six of his seasons in Denver. Larry finished with St. Louis, his veteran influence helping the Cardinals to a pair of postseason appearances and a World Series berth in 2004. One of the premier defensive right fielders of his time, Larry finished with 154 outfield assists and was a seven-time Gold Glove recipient. From 1997 through 2001, he recorded four seasons with a batting average of .350 or higher. The National League MVP in 1997, Larry also collected three batting titles, five All-Star selections and three Silver Slugger awards.*

*“Larry, we look forward to seeing you in Cooperstown.”*

*- Tim Mead, President, National Baseball Hall of Fame and Museum, January 21, 2020*

Larry Walker became the first player in Rockies history to be elected to the National Baseball Hall of Fame after receiving 76.6 percent of the vote in his 10th and final year on the BBWAA ballot. He is the seventh player in the modern voting era (since 1966) to be elected in his final year of eligibility, and the third player over the past four years to be elected in his 10th and final year on the ballot, joining Tim Lincecum (2017) and Edgar Martinez (2019).

After receiving 54.6 percent of the vote in 2019, Walker’s 22.0-percent jump to 76.6 percent was the largest year-to-year percentage increase to earn election to the Hall of Fame in the modern voting era.

Born on Dec. 1, 1966, in Maple Ridge, B.C., Canada, Walker played parts of 17 Major League seasons from 1989-2005, including parts of 10 seasons with the Rockies (1995-2004). In his career, he batted .313 (2,160-for-6,907) with 1,355 runs, 471 doubles, 62 triples, 383 home runs, 1,311 RBI, 230 stolen bases and 913 walks. As a Rockie, Walker batted .334 (1,361-for-4,076) with 297 doubles, 44 triples, 258 home runs, 848 RBI, 126 stolen bases and 584 walks. He ranks first in Rockies history in batting average, on-base percentage (.426) and slugging percentage (.618). He ranks second, behind Todd Helton, in runs, hits, doubles, home runs and RBI.

In 1997, Walker became the only player in Rockies history to win the National League Most Valuable Player Award, after leading the Major Leagues with a .720 slugging percentage, a 1.172 OPS and 409 total bases. His 49 home runs that season led the National League, and remain tied with Todd Helton’s 2001 total for the most single-season home runs in Rockies franchise history.

Walker was named a National League All-Star five times (1992, 1997-99, 2001) and earned seven Gold Gloves in right field (1992-93, 1997-99, 2001-02), in addition to his three Silver Sluggers (1992, 1997, 1999). Additionally, he was a three-time NL Batting Champion (1998-99, 2001) as a member of the Rockies.



Prior to signing with Colorado before the 1995 season, Walker played parts of six seasons with the Montreal Expos (1989-94) and batted .281 (666-for-2,366) with 368 runs, 147 doubles, 16 triples, 99 home runs, 384 RBI across 674 games. After his 10 years with the Rockies, he concluded his Major League career with parts of two seasons for the St. Louis Cardinals (2004-05), where he batted .286 (133-for-465) with 95 runs, 27 doubles, two triples, 26 home runs, 79 RBI, six stolen bases and 65 walks across 144 games.

## WALKER'S CAREER TIMELINE

- |   |  |
|---|--|
| <p><b>1985:</b> Made his debut for the Short-Season Utica Blue Sox, after signing with Montreal as a non-drafted international free agent on Nov. 14, 1984.</p> <p><b>1986:</b> Hit 33 home runs and recorded 90 RBI across 133 games for Single-A Burlington.</p> <p><b>1987:</b> Named a Southern League Post-Season All-Star with Double-A Jacksonville.</p> <p><b>1988:</b> Missed the entire season with a right knee injury sustained playing winter ball in Hermosillo, Mexico.</p> <p><b>1989:</b> <b>Made his Major League debut for the Expos on Aug. 16 vs. San Francisco, making the start in right field.</b></p> <p><b>1990:</b> Finished seventh in NL Rookie of the Year voting in his first full Major League season.</p> <p><b>1991:</b> Led the NL with a .338 batting average in the second half of the season.</p> <p><b>1992:</b> <b>Named an All-Star for the first time, earned his first career Rawlings Gold Glove and Louisville Silver Slugger.</b></p> <p><b>1993:</b> Recorded his first 20/20 season after hitting 22 home runs and stealing 29 bases.</p> <p><b>1994:</b> Batted .322 (127-for-395) and led the NL with 44 doubles over the strike-shortened season.</p> <p><b>1995:</b> <b>Signed with Colorado as a free agent on April 8, batting .306 (151-for-494) with a career-high 36 home runs and 101 RBI.</b></p> <p><b>1996:</b> Colorado's Opening Day center fielder, splitting time between center (54 games) and right field (33 games) in what was his final season as a regular center fielder.</p> | <p><b>1997:</b> <b>Became the first Rockies player to win the NL Most Valuable Player Award, receiving 22 of 28 first-place votes.</b></p> <p><b>1998:</b> Won his first career batting title after batting .363 (165-for-454), making him the first Canadian-born player to win a batting title in the modern era.</p> <p><b>1999:</b> <b>Led the Major Leagues with a career-high .379 batting average (166-for-438), becoming the fifth player since Ted Williams' .406 season in 1941 to bat .379 or better in a season.</b></p> <p><b>2000:</b> Limited to 87 games after being placed on the disabled list twice.</p> <p><b>2001:</b> Earned his third batting title in four seasons, after batting .350 (174-for-497) in his fourth career All-Star season.</p> <p><b>2002:</b> Played his then franchise-record eighth season for the Rockies and eclipsed the 100-RBI plateau for the fifth time in his career.</p> <p><b>2003:</b> Made his then franchise-record eighth Opening Day start for the Rockies and played 143 games for Colorado, his most since playing 153 in 1997.</p> <p><b>2004:</b> <b>Traded to St. Louis on Aug. 6 in exchange for three Minor League players (RHP Jason Burch, LHP Luis Martínez, LHP Chris Narveson).</b></p> <p><b>2005:</b> Played 100 games for the Cardinals in his final Major League season, batting .289 with 66 runs, 20 doubles, one triple, 15 home runs, 52 RBI, 41 walks and two stolen bases.</p> |
|---|--|

Larry Walker

## ROCKIES ON WALKER

*"I know I speak for the whole Rocky Mountain Region in congratulating Larry for his election into the Hall of Fame. Larry blessed our region for 10 seasons and we feel extremely fortunate to be a part of his incredible career. Congrats, Larry." - Rockies Owner/Chairman & CEO Dick Monfort*

*"Larry Walker was, hands down, the best athlete I ever played with. He could have been a Hall of Famer in any sport he played. I'm glad I had a chance to play with and learn from one of the best to ever play the game." - Former Rockies teammate Todd Helton*

*"Larry is a pioneer and a role model for all baseball players from Canada. He continues to give back to the sport by coaching the national teams. His induction is a very big deal for those of us around the game north of the border and is a great way to start off the new wave of talent that is on its way to the big leagues." - Former Rockies pitcher Jeff Francis*

*"It is a proud, proud day for Larry Walker and his family. And the entire Rockies organization couldn't be happier for him as well. Not only was Larry one of the most talented players to ever wear a Rockies jersey, he was one of the elite all-around players of his generation. With his true five-tool talent and remarkable athleticism, Larry often made the game look easy. Now he will rightly take his place in the Hall as one of the very best outfielders that baseball has ever had, which is a fitting cap on his great career." - Rockies General Manager Jeff Bridich*



## WALKER'S CAREER AWARDS

### 1997 National League MVP

**National League All-Star - 1992, 1997, 1998, 1999, 2001**

**Gold Glove - 1992, 1993, 1997, 1998, 1999, 2001, 2002**

**Silver Slugger - 1992, 1997, 1999**

**Tip O'Neill Award - 1987, 1990, 1992, 1994, 1995, 1997, 1998, 2001, 2002**

*Given annually to a Canadian baseball player who is "judged to have excelled in individual achievement and team contribution while adhering to the highest ideals of the game of baseball."*

## WALKER'S CAREER RECORD

Year	Team	AVG	G	AB	R	H	2B	3B	HR	RBI	SAC	SF	HBP	BB	IBB	SO	SB	CS	GDP	OBP	SLG
1985	Utica	.223	62	215	24	48	8	2	2	26	2	1	5	18	4	57	12	6	0	.297	.307
1986	Burlington	.289	95	332	67	96	12	6	29	74	0	3	9	46	1	112	16	8	0	.387	.623
	West Palm Beach	.283	38	113	20	32	7	5	4	16	0	1	2	26	2	32	2	2	0	.423	.540
1987	Jacksonville	.287	128	474	91	136	25	7	26	83	0	3	9	67	5	120	24	3	0	.383	.534
1988	Did not play (injury)	---	---	---	---	---	---	---	---	---	---	---	---	---	---	---	---	---	---	---	---
1989	Indianapolis	.270	114	385	68	104	18	2	12	59	5	7	9	50	8	87	36	6	0	.361	.421
	MONTREAL	.170	20	47	4	8	0	0	0	4	3	0	1	5	0	13	1	1	0	.264	.170
1990	MONTREAL	.241	133	419	59	101	18	3	19	51	3	2	5	49	5	112	21	7	8	.326	.434
1991	MONTREAL	.290	137	487	59	141	30	2	16	64	1	4	5	42	2	102	14	9	7	.349	.458
1992	MONTREAL	.301	143	528	85	159	31	4	23	93	0	8	6	41	10	97	18	6	9	.353	.506
1993	MONTREAL	.265	138	490	85	130	24	5	22	86	0	6	6	80	20	76	29	7	8	.371	.469
1994	MONTREAL	.322	103	395	76	127	44	2	19	86	0	6	4	47	5	74	15	5	8	.394	.587
1995	COLORADO	.306	131	494	96	151	31	5	36	101	0	5	14	49	13	72	16	3	13	.381	.607
1996	Salem #	.500	2	8	3	4	3	0	1	1	0	0	0	0	1	0	0	1	0	.500	1.250
	Colorado Springs #	.364	3	11	2	4	0	0	2	8	0	1	0	1	0	4	0	0	0	.385	.909
	COLORADO	.276	83	272	58	75	18	4	18	58	0	3	9	20	2	58	18	2	7	.342	.570
1997	COLORADO	.366	153	568	143	208	46	4	49	130	0	4	14	78	14	90	33	8	15	.452	.720
1998	COLORADO	.363	130	454	113	165	46	3	23	67	0	2	4	64	2	61	14	4	11	.445	.630
1999	COLORADO	.379	127	438	108	166	26	4	37	115	0	6	12	57	8	52	11	4	12	.458	.710
2000	COLORADO	.309	87	314	64	97	21	7	9	51	0	3	9	46	4	40	5	5	12	.409	.506
2001	COLORADO	.350	142	497	107	174	35	3	38	123	0	8	14	82	6	103	14	5	9	.449	.662
2002	COLORADO	.338	136	477	95	161	40	4	26	104	0	4	7	65	6	73	6	5	8	.421	.602
2003	COLORADO	.284	143	454	86	129	25	7	16	79	0	1	11	98	14	87	7	4	9	.422	.476
2004	Tulsa #	.222	44	150	29	42	7	1	11	27	0	0	4	24	1	34	4	0	6	.393	.560
	COLORADO	.324	38	108	22	35	9	3	6	20	0	1	4	25	2	23	2	0	2	.464	.630
	ST. LOUIS	.280	44	150	29	42	7	1	11	27	0	0	4	24	1	34	4	0	6	.292	.560
2005	ST. LOUIS	.289	100	315	66	91	20	1	15	52	0	2	9	41	3	64	2	1	9	.384	.502
	Minor League Totals	.275	447	1547	278	426	73	22	77	269	7	16	36	210	20	414	90	25	7	.371	.500
	Major League Totals	.313	1988	6907	1355	2160	471	62	383	1311	7	65	138	913	117	1231	230	76	153	.400	.565

# Minor League rehab

## WALKER'S CAREER POSTSEASON RECORD

Year	Series	Team	Opp.	AVG	G	AB	R	H	2B	3B	HR	RBI	SAC	SF	HBP	BB	IBB	SO	SB	CS	GDP	OBP	SLG
1995	NLDS	COL	ATL	.214	4	14	3	3	0	0	1	3	0	0	1	3	1	4	1	0	1	.389	.429
2004	NLDS	STL	LAD	.333	4	15	6	5	1	0	2	3	0	0	1	2	0	5	1	0	0	.444	.800
	NLCS	STL	HOU	.241	7	29	6	7	1	1	2	5	0	0	0	3	0	8	0	0	0	.313	.552
	WS	STL	BOS	.357	4	14	2	5	0	2	2	3	1	0	0	2	0	2	0	0	0	.438	.929
2005	NLDS	STL	SD	.000	3	9	1	0	0	0	0	0	0	0	1	2	1	5	0	0	0	.250	.000
	NLCS	STL	HOU	.158	6	19	0	3	1	0	0	1	0	1	0	4	0	4	0	0	0	.292	.211
	Postseason Totals			.230	28	100	18	23	5	1	7	15	1	1	3	16	2	28	2	0	1	.350	.510



3

TEAMS



1989-94



1995-2004



2004-05



17

SEASONS

1997

NL MVP

3

BATTING TITLES

7

GOLD GLOVES



Larry Walker

383

HOME RUNS

230

STOLEN BASES

72.7

bWAR

5X  
ALL-STAR



# Rockies All-Stars

**1993 - Camden Yards (July 13)**  
Andres Galarraga, 1B

**1994 - Three Rivers Stadium (July 12)**  
Dante Bichette, OF  
Don Baylor, coach

**1995 - The Ballpark in Arlington (July 11)**  
Dante Bichette, OF  
\*Viny Castilla, 3B

**1996 - Veterans Stadium (July 9)**  
\*\*Dante Bichette, OF  
Ellis Burks, OF  
Eric Young, 2B

**1997 - Jacobs Field (July 8)**  
Andres Galarraga, 1B  
\*\*Larry Walker, OF

**1998 - Coors Field (July 7)**  
Dante Bichette, OF  
Viny Castilla, 3B  
\*\*Larry Walker, OF  
Don Baylor, coach  
Dave Cilladi, trainer

**1999 - Fenway Park (July 13)**  
\*\*Larry Walker, OF

**2000 - Turner Field (July 11)**  
Jeff Cirillo, 3B  
Todd Helton, 1B  
Jeffrey Hammonds, OF

**2001 - SAFECO Field (July 10)**  
Mike Hampton, LHP  
\*\*Todd Helton, 1B  
\*Larry Walker, OF/DH

**2002 - Miller Park (July 9)**  
\*\*Todd Helton, 1B

**2003 - U.S. Cellular Field (July 15)**  
+Shawn Chacón, RHP  
\*\*Todd Helton, 1B  
Preston Wilson, OF  
Tom Probst, trainer

**2004 - Minute Maid Park (July 13)**  
Todd Helton, 1B  
Clint Hurdle, coach

**2005 - Comerica Park (July 12)**  
Brian Fuentes, LHP

**2006 - PNC Park (July 11)**  
Brian Fuentes, LHP  
Matt Holliday, OF

**2007 - AT&T Park (July 10)**  
+Brian Fuentes, LHP  
Matt Holliday, OF

**2008 - Yankee Stadium (July 15)**  
Aaron Cook, RHP  
\*Matt Holliday, OF  
Clint Hurdle, manager  
Bob Apodaca, Alan Cockrell,  
Mike Gallego, Glenallen Hill,  
Rick Mathews, Jamie Quirk,  
Mark Strittmatter and Brad  
Adress, coaches

**2009 - Busch Stadium (July 15)**  
Brad Hawpe, RF  
Jason Marquis, RHP

**2010 - Angels Stadium (July 13)**  
\*Ubaldo Jiménez, RHP  
+Troy Tulowitzki, SS

**2011 - Chase Field (July 12)**  
\*Troy Tulowitzki, SS

**2012 - Kauffman Stadium (July 10)**  
\*Carlos González, OF (DH)

**2013 - Citi Field (July 16)**  
\*\*Carlos González, OF  
\*\*Troy Tulowitzki, SS  
\*Michael Cuddyer, OF (DH)

**2014 - Target Field (July 15)**  
\*\*Troy Tulowitzki, SS  
Charlie Blackmon OF

**2015 - Great American Ball Park (July 14)**

Nolan Arenado, 3B  
\*DJ LeMahieu, 2B  
Troy Tulowitzki, SS  
Scott Gehret, trainer

**2016 - PETCO Park (July 12)**  
Nolan Arenado, 3B  
Carlos González, OF

**2017 - Marlins Park (July 11)**  
\*\*Nolan Arenado, 3B  
\*\*Charlie Blackmon, CF  
DJ LeMahieu, 2B  
Greg Holland, RHP

**2018 - Nationals Park (July 17)**  
\*\*Nolan Arenado, 3B  
Charlie Blackmon, OF  
Trevor Story, SS

**2019 - Progressive Field (July 9)**  
\*\*Nolan Arenado, 3B  
Charlie Blackmon, OF  
David Dahl, OF  
Trevor Story, SS

\*\* voted starter by fans  
\* named starter by NL manager  
+ injured, did not play

## ALL-STAR STAT LINES

Player	Seasons	Avg.	AB	R	H	2B	3B	HR	RBI
Ellis Burks	1 (1996)	.500	2	0	1	0	1	0	0
Jeff Cirillo	1 (2000)	.000	1	0	0	0	0	0	0
Michael Cuddyer	1 (2013)	.000	1	0	0	0	0	0	0
David Dahl	1 (2019)	1.000	1	1	1	0	0	0	0
Jeffrey Hammonds	1 (2000)	.000	1	0	0	0	0	0	0
Brad Hawpe	1 (2009)	.000	2	0	0	0	0	0	0
Preston Wilson	1 (2003)	.500	2	0	1	0	0	0	0
Eric Young	1 (1996)	.000	1	0	0	0	0	0	0
Viny Castilla	2 (1995, 1998)	.000	4	0	0	0	0	0	0
Andres Galarraga	2 (1993, 1997)	.000	4	0	0	0	0	0	0
DJ LeMahieu	2 (2015, 2017)	.000	2	0	0	0	0	0	0
Trevor Story	2 (2018-19)	.333	3	0	1	0	0	1	1
Carlos González	3 (2012-13, 2016)	.167	6	0	1	0	0	0	0
Matt Holliday	3 (2006-08)	.125	8	1	1	0	0	1	1
Dante Bichette	4 (1994-96, 1998)	.286	7	1	2	1	0	0	0
Charlie Blackmon	4 (2014, 2017-19)	.100	10	1	1	0	0	1	1
Larry Walker	4 (1997-99, 2001)	.000	6	1	0	0	0	0	0
Nolan Arenado	5 (2015-19)	.200	10	0	2	0	0	0	0
Todd Helton	5 (2000-04)	.222	9	2	2	0	0	1	3
Troy Tulowitzki	5 (2010-11, 2013-15)	.250	8	0	2	1	0	0	0
Pitcher	Seasons	W-L	ERA	IP	H	R	ER	BB	SO
Shawn Chacón	1 (2003)								
Aaron Cook	1 (2008)	0-0	0.00	3.0	4	0	0	3	1
Mike Hampton	1 (2001)	0-0	0.00	1.0	1	1	0	0	0
Greg Holland	1 (2017)	0-0	0.00	1.0	1	0	0	0	2
Ubaldo Jiménez	1 (2010)	0-0	0.00	2.0	2	0	0	1	1
Brian Fuentes	3 (2005-07)	0-0	0.00	1.0	0	0	0	0	1



**(Rockies Postseason History, continued)**

**2018 NL WILD CARD GAME STATS**

PLAYER	AVG	G	AB	R	H	TB	2B	3B	HR	RBI	SH	SF	HBP	BB	IBB	SO	SB	CS	GIDP	E	SLG	OBP
Arenado, N	.200	1	5	0	1	1	0	0	0	1	0	1	0	0	0	1	0	0	0	0	.200	.167
Blackmon, C	.333	1	3	1	1	1	0	0	0	0	0	0	0	1	0	0	0	0	0	0	.333	.500
Butera, D	.000	1	2	0	0	0	0	0	0	0	0	0	0	1	0	0	0	0	0	1	.000	.333
Dahl, D	.000	1	6	0	0	0	0	0	0	0	0	0	0	0	0	1	0	0	0	0	.000	.000
Desmond, I	.200	1	5	0	1	1	0	0	0	0	0	0	0	0	0	2	0	0	0	0	.200	.200
González, C	.500	1	2	p	1	1	0	0	0	0	0	0	0	0	0	0	0	0	0	0	.500	.500
Holliday, M	.333	1	3	0	1	2	1	0	0	0	0	0	0	0	0	2	0	0	0	0	.667	.333
Iannetta, C	.000	1	3	0	0	0	0	0	0	0	0	0	0	0	0	2	0	0	0	0	.000	.000
LeMahieu, D	.167	1	6	0	1	2	1	0	0	0	0	0	0	0	0	1	0	0	1	0	.333	.167
McMahon, R	.000	1	1	0	0	0	0	0	0	0	0	0	0	0	0	0	0	0	0	0	.000	.000
Parra, G	.500	1	2	0	1	1	0	0	0	0	0	0	0	1	0	0	0	0	0	0	.500	.667
Story, T	.500	1	6	1	3	4	1	0	0	0	0	0	0	0	1	0	0	0	0	0	.667	.500
Valaika, P	.000	1	1	0	0	0	0	0	0	0	0	0	0	0	0	1	0	0	0	0	.000	.000
Wolters, T	1.000	1	1	0	1	1	0	0	0	1	0	0	0	0	0	0	0	0	0	0	1.000	1.000
<b>COLORADO</b>	<b>.229</b>	<b>1</b>	<b>48</b>	<b>2</b>	<b>11</b>	<b>14</b>	<b>3</b>	<b>0</b>	<b>0</b>	<b>2</b>	<b>0</b>	<b>1</b>	<b>0</b>	<b>3</b>	<b>0</b>	<b>13</b>	<b>0</b>	<b>0</b>	<b>1</b>	<b>1</b>	<b>.292</b>	<b>.269</b>
<b>OPPONENTS</b>	<b>.140</b>	<b>1</b>	<b>43</b>	<b>1</b>	<b>6</b>	<b>7</b>	<b>1</b>	<b>0</b>	<b>0</b>	<b>1</b>	<b>1</b>	<b>0</b>	<b>0</b>	<b>5</b>	<b>1</b>	<b>16</b>	<b>2</b>	<b>0</b>	<b>1</b>	<b>0</b>	<b>.163</b>	<b>.229</b>

PITCHER	W-L	ERA	G	GS	CG	GF	SHO	SV	IP	H	R	ER	HR	HB	BB	IBB	SO	WP	BK	AVG
Davis, W	0-0	0.00	1	0	0	0	0	0	1.1	0	0	0	0	0	1	0	3	0	0	.000
Freeland, K	0-0	0.00	1	1	0	0	0	0	6.2	4	0	0	0	0	1	0	6	0	0	.174
Oberg, S	1-0	0.00	1	0	0	1	0	0	1.1	0	0	0	0	0	0	0	4	0	0	.000
Oh, S	0-0	0.00	1	0	0	0	0	0	1.2	0	0	0	0	0	2	1	1	0	0	.000
Ottavino, A	0-0	9.00	1	0	0	0	0	0	1.0	2	1	1	0	0	1	0	2	1	0	.400
Rusin, C	0-0	0.00	1	0	0	0	0	0	1.0	0	0	0	0	0	0	0	0	0	0	.000
<b>COLORADO</b>	<b>1-0</b>	<b>0.69</b>	<b>1</b>	<b>1</b>	<b>0</b>	<b>1</b>	<b>0</b>	<b>0</b>	<b>13.0</b>	<b>6</b>	<b>1</b>	<b>1</b>	<b>0</b>	<b>0</b>	<b>5</b>	<b>1</b>	<b>16</b>	<b>1</b>	<b>0</b>	<b>.140</b>
<b>OPPONENTS</b>	<b>0-1</b>	<b>1.38</b>	<b>1</b>	<b>1</b>	<b>0</b>	<b>1</b>	<b>0</b>	<b>0</b>	<b>13.0</b>	<b>11</b>	<b>2</b>	<b>2</b>	<b>0</b>	<b>0</b>	<b>3</b>	<b>0</b>	<b>13</b>	<b>1</b>	<b>0</b>	<b>.229</b>

**2018 WILD CARD GAME ROSTER**

**Manager:** Bud Black (10); **Coaches:** Stu Cole (39), Tony Diaz (43), Duane Espy (58), Steve Foster (36), Ron Gideon (53), Darren Holmes (40), Aaron Muñoz (77), Mike Redmond (11), Jeff Salazar (41)  
**Trainers:** Keith Dugger and Scott Gehret

No.	Name	Pos.	No.	Name	Pos.
28	Arenado, Nolan	INF	51	McGee, Jake	LHP
19	Blackmon, Charlie	OF	24	McMahon, Ryan	INF
16	Butera, Drew	C	59	Musgrave, Harrison	LHP
26	Dahl, David	OF	45	Oberg, Scott	RHP
71	Davis, Wade	RHP	18	Oh, Seunghwan	RHP
20	Desmond, Ian	INF/OF	0	Ottavino, Adam	RHP
21	Freeland, Kyle	LHP	8	Parra, Gerardo	OF
5	González, Carlos	OF	52	Rusin, Chris	LHP
1	Hampson, Garrett	INF	49	Senzatela, Antonio	RHP
7	Holliday, Matt	OF	27	Story, Trevor	INF
22	Iannetta, Chris	C	4	Valaika, Pat	INF
63	Johnson, DJ	RHP	14	Wolters, Tony	C
9	LeMahieu, DJ	INF			



**(Rockies Postseason History, continued)**

**Oct. 2, Wrigley Field COL 2, CHC 1**

FINAL	1	2	3	4	5	6	7	8	9	10	11	12	13	R	H	E
COLORADO	1	0	0	0	0	0	0	0	0	0	0	0	1	2	11	1
CHICAGO-NL	0	0	0	0	0	0	0	1	0	0	0	0	0	1	6	0

Colorado	AB	R	H	BI	BB	K
Blackmon, CF	3	1	1	0	1	0
Davis, P	0	0	0	0	0	0
Valaika, PH	1	0	0	0	0	1
Oh, P	0	0	0	0	0	0
McMahon, 1B	1	0	0	0	0	0
LeMahieu, 2B	6	0	1	0	0	1
Arenado, 3B	5	0	1	1	0	1
Story, SS	6	1	3	0	0	1
Holliday, LF	3	0	1	0	0	2
Parra, LF	2	0	1	0	1	0
Desmond, 1B	5	0	1	0	0	2
Rusin, P	0	0	0	0	0	0
Wolters, C	1	0	1	1	0	0
Dahl, RF-CF	6	0	0	0	0	1
Iannetta, C	3	0	0	0	0	2
Ottavino, P	0	0	0	0	0	0
González, RF	2	0	1	0	0	0
Freeland, P	2	0	0	0	0	2
Butera, C	2	0	0	0	1	0
Oberg, P	0	0	0	0	0	0
<b>Totals</b>	<b>38</b>	<b>8</b>	<b>13</b>	<b>8</b>	<b>1</b>	<b>6</b>

Chicago-NL	AB	R	H	BI	BB	K
Zobrist, RF-LF-2B	6	0	1	0	0	1
Bryant, LF-2B	6	0	1	0	0	3
Rizzo, 1B	4	0	1	0	0	0
Gore, PR-LF	2	1	0	0	0	2
Báez, J	5	0	2	0	1	2
Almora Jr., CF	5	0	2	0	0	2
Murphy, 2B-1B	4	0	0	0	1	1
Contreras, C	3	0	0	0	2	0
Bote, 3B	2	0	0	0	0	2
La Stella, PH	0	0	0	0	0	0
Rosario, P	0	0	0	0	0	0
Cishek	0	0	0	0	0	0
Strop	0	0	0	0	0	0
Schwarber, PH	1	0	0	0	0	1
Hamels, P	0	0	0	0	0	0
Caratini, PH	1	0	0	0	0	0
Wilson, P	0	0	0	0	0	0
Hendricks, P	0	0	0	0	0	0
De La Rosa, P	0	0	0	0	0	0
Lester, P	1	0	0	0	0	1
Happ, PH	0	0	0	0	1	0
Chávez, P	0	0	0	0	0	0
Heyward, PH-RF	3	0	0	0	0	1
<b>Totals</b>	<b>38</b>	<b>8</b>	<b>13</b>	<b>8</b>	<b>1</b>	<b>6</b>

Colorado	IP	H	R	ER	BB	SO	HR
Freeland	6.2	4	0	0	1	6	0
Ottavino	1.0	2	1	1	1	2	0
Davis	1.1	0	0	0	1	3	0
Oh	1.2	0	0	0	2	1	0
Rusin	1.0	0	0	0	0	0	0
Oberg (W, 1-0)	1.1	0	0	0	0	4	0
<b>Totals</b>	<b>13.0</b>	<b>6</b>	<b>1</b>	<b>1</b>	<b>5</b>	<b>16</b>	<b>0</b>

Chicago-NL	IP	H	R	ER	BB	SO	HR
Lester	6.0	4	1	1	1	9	0
Chávez	1.0	1	0	0	0	0	0
Rosario	0.1	0	0	0	1	0	0
Cishek	0.2	0	0	0	0	0	0
Strop	1.0	1	0	0	0	2	0
Hamels	2.0	2	0	0	1	1	0
Wilson	0.1	0	0	0	0	0	0
Hendricks (L, 0-1)	1.1	3	1	1	0	0	0
<b>Totals</b>	<b>13.0</b>	<b>11</b>	<b>2</b>	<b>2</b>	<b>3</b>	<b>12</b>	<b>0</b>

**(Rockies Postseason History, continued)**

**2018 NL DIVISION SERIES STATS**

PLAYER	AVG	G	AB	R	H	TB	2B	3B	HR	RBI	SH	SF	HBP	BB	IBB	SO	SB	CS	GIDP	E	SLG	OBP
Arenado, N	.182	3	11	0	2	2	0	0	0	1	0	1	0	0	0	5	0	0	0	0	.182	.167
Blackmon, C	.083	3	12	0	1	1	0	0	0	1	0	0	0	0	0	1	0	0	0	0	.083	.083
Dahl, D	.000	2	5	0	0	0	0	0	0	0	0	0	0	0	0	2	0	0	0	0	.000	.000
Desmond, I	.083	3	12	0	1	1	0	0	0	0	0	0	0	0	0	3	1	0	0	0	.083	.083
González, C	.167	3	10	0	1	3	0	0	0	0	0	0	0	2	0	5	0	0	0	0	.300	.250
Hampson, G	.000	1	1	1	0	0	0	0	0	0	0	0	0	0	0	0	0	0	0	0	.000	.000
Holliday, M	.200	3	5	0	1	1	0	0	0	0	0	0	0	1	0	2	0	0	0	0	.200	.333
Iannetta, C	.000	3	6	0	0	0	0	0	0	0	0	0	0	0	0	1	0	0	0	0	.000	.000
LeMahieu, D	.222	3	9	0	2	3	1	0	0	0	0	0	0	3	0	2	0	1	0	0	.333	.417
McMahon, R	.000	3	2	0	0	0	0	0	0	0	0	0	0	1	0	1	0	1	0	0	.000	.333
Parra, G	.500	2	6	1	3	3	0	0	0	0	0	0	0	0	0	1	0	0	0	0	.500	.500
Story, T	.167	3	12	0	2	2	1	0	0	0	0	0	0	0	0	6	0	0	0	0	.250	.167
Wolters, T	.500	2	2	0	1	1	0	0	0	0	0	0	0	0	0	0	0	0	0	0	.500	.500
<b>COLORADO</b>	<b>.146</b>	<b>3</b>	<b>96</b>	<b>2</b>	<b>14</b>	<b>18</b>	<b>2</b>	<b>1</b>	<b>0</b>	<b>2</b>	<b>0</b>	<b>1</b>	<b>0</b>	<b>8</b>	<b>0</b>	<b>30</b>	<b>1</b>	<b>2</b>	<b>0</b>	<b>0</b>	<b>.188</b>	<b>.210</b>
<b>OPPONENTS</b>	<b>.272</b>	<b>3</b>	<b>103</b>	<b>13</b>	<b>28</b>	<b>45</b>	<b>5</b>	<b>0</b>	<b>4</b>	<b>11</b>	<b>0</b>	<b>0</b>	<b>0</b>	<b>16</b>	<b>3</b>	<b>25</b>	<b>5</b>	<b>1</b>	<b>2</b>	<b>2</b>	<b>.437</b>	<b>.370</b>

PITCHER	W-L	ERA	G	GS	CG	GF	SHO	SV	IP	H	R	ER	HR	HB	BB	IBB	SO	WP	BK	AVG
Anderson, T	0-1	1.50	1	1	0	0	0	0	6.0	4	1	1	0	0	2	0	5	0	0	.190
Davis, W	0-0	inf.	1	0	0	0	0	0	0.0	2	2	2	2	0	2	0	0	0	0	1.000
Johnson, D	0-0	0.00	1	0	0	0	0	0	0.2	1	0	0	0	0	0	0	2	0	0	.333
Márquez, G	0-1	3.60	1	1	0	0	0	0	5.0	7	2	2	1	0	1	0	5	0	0	.333
Musgrave, H	0-0	13.50	2	0	0	0	0	0	0.2	1	1	1	0	0	3	1	2	0	0	.333
Oberg, S	0-0	7.71	3	0	0	0	0	0	2.1	4	2	2	0	0	0	0	6	1	1	.364
Oh, S	0-0	13.50	2	0	0	0	0	0	1.1	3	2	2	0	0	2	1	1	0	0	.500
Ottavino, A	0-1	3.38	2	0	0	1	0	0	2.2	1	1	1	0	0	2	1	1	1	1	.111
Rusin, C	0-0	0.00	3	0	0	2	0	0	3.0	2	0	0	0	0	2	0	2	0	0	.200
Senzatela, A	0-0	3.60	3	1	0	0	0	0	5.0	3	2	2	1	0	2	0	1	2	0	.176
<b>COLORADO</b>	<b>0-3</b>	<b>4.39</b>	<b>3</b>	<b>3</b>	<b>0</b>	<b>3</b>	<b>0</b>	<b>0</b>	<b>26.2</b>	<b>28</b>	<b>13</b>	<b>13</b>	<b>4</b>	<b>0</b>	<b>16</b>	<b>3</b>	<b>25</b>	<b>4</b>	<b>1</b>	<b>.272</b>
<b>OPPONENTS</b>	<b>3-0</b>	<b>0.64</b>	<b>3</b>	<b>3</b>	<b>0</b>	<b>3</b>	<b>0</b>	<b>1</b>	<b>28.0</b>	<b>14</b>	<b>2</b>	<b>2</b>	<b>0</b>	<b>0</b>	<b>8</b>	<b>0</b>	<b>30</b>	<b>0</b>	<b>0</b>	<b>.146</b>

**2018 NL DIVISION SERIES ROSTER**

**Manager:** Bud Black (10); **Coaches:** Stu Cole (39), Tony Diaz (43), Duane Espy (58), Steve Foster (36), Ron Gideon (53), Darren Holmes (40), Aaron Muñoz (77), Mike Redmond (11), Jeff Salazar (41)  
**Trainers:** Keith Dugger and Scott Gehret

No.	Name	Pos.	No.	Name	Pos.
44	Anderson, Tyler	LHP	9	LeMahieu, DJ	INF
28	Arenado, Nolan	INF	48	Márquez, Germán	RHP
35	Bettis, Chad	RHP	24	McMahon, Ryan	INF
19	Blackmon, Charlie	OF	59	Musgrave, Harrison	LHP
26	Dahl, David	OF	45	Oberg, Scott	RHP
71	Davis, Wade	RHP	18	Oh, Seunghwan	RHP
20	Desmond, Ian	INF/OF	0	Ottavino, Adam	RHP
21	Freeland, Kyle	LHP	8	Parra, Gerardo	OF
5	González, Carlos	OF	52	Rusin, Chris	LHP
1	Hampson, Garrett	INF	49	Senzatela, Antonio	RHP
7	Holliday, Matt	OF	27	Story, Trevor	INF
22	Iannetta, Chris	C	14	Wolters, Tony	C
63	Johnson, DJ	RHP			

**(Rockies Postseason History, continued)**

Game 1		Oct. 4, Miller Park										MIL 3, COL 2		0-1	
<b>FINAL</b>															
		1	2	3	4	5	6	7	8	9	10	R	H	E	
COLORADO		0	0	0	0	0	0	0	0	2	0	2	4	0	
MILWAUKEE		0	0	2	0	0	0	0	0	0	1	3	7	1	
<b>Colorado</b>	<b>AB R H BI BB K</b>	<b>Milwaukee</b>										<b>Colorado</b>	<b>IP H R ER BB SO HR</b>		
Blackmon, CF	4 0 1 1 0 0	Cain, CF	4 1 0 0 1 1	Senzatela	5.0	3	2	2	2	1	1				
LeMahieu, 2B	3 0 0 0 1 1	Yelich, RF	3 2 2 2 2 0	Rusin	1.1	1	0	0	1	1	0				
Arenado, 3B	3 0 0 1 0 2	Braun, LF	5 0 2 0 0 2	Johnson	0.2	1	0	0	0	2	0				
Dahl, LF	4 0 0 0 0 2	Shaw, 2B-1B	3 0 0 0 2 1	Musgrave	0.2	1	0	0	2	2	0				
Ottavino, P	0 0 0 0 0 0	Aguilar, 1B	3 0 0 0 0 1	Oberg	0.1	0	0	0	0	0	0				
Story, SS	4 0 0 0 0 3	Hader, P	0 0 0 0 0 0	Ottavino (L, 0-1)	1.2	1	1	1	2	1	0				
Gonzalez, RF	4 0 1 0 0 2	Broxton, PH	1 0 0 0 0 1	<b>Totals</b>	<b>9.2</b>	<b>7</b>	<b>3</b>	<b>3</b>	<b>7</b>	<b>7</b>	<b>1</b>				
Desmond, 1B	4 0 0 0 0 1	Jeffress, P	0 0 0 0 0 0	<b>Milwaukee</b>	<b>IP H R ER BB SO HR</b>										
Iannetta, C	2 0 0 0 0 0	Soria, P	0 0 0 0 0 0	Woodruff	3.0	0	0	0	1	3	0				
Parra, PH-LF	2 1 1 0 1 0	Granderson, PH	1 0 0 0 0 0	Burnes	2.0	1	0	0	0	3	0				
Senzatela, P	1 0 0 0 0 1	Moustakas, 3B	4 0 1 1 1 0	Knebel	1.2	0	0	0	1	1	0				
McMahon, PH	0 0 0 0 1 0	Pfña, C	3 0 1 0 1 0	Hader	1.1	0	0	0	0	3	0				
Rusin, P	0 0 0 0 0 0	Arcia, SS	4 0 1 0 1 0	Jeffress	1.0	3	2	2	0	1	0				
Johnson, P	0 0 0 0 0 0	Woodruff, P	0 0 0 0 0 0	Soria (W, 1-0)	1.0	0	0	0	0	1	0				
Musgrave, P	0 0 0 0 0 0	Santana, PH	1 0 0 0 0 0	<b>Totals</b>	<b>10.0</b>	<b>14</b>	<b>2</b>	<b>2</b>	<b>2</b>	<b>12</b>	<b>0</b>				
Oberg, P	0 0 0 0 0 0	Burnes, P	0 0 0 0 0 0												
Holliday, PH	1 0 1 0 0 0	Schoop, PH	1 0 0 0 0 0												
Hampson, G	0 1 1 0 0 0	Knebel, P	0 0 0 0 0 0												
Wolters, C	0 0 0 0 0 0	Pérez, 2B	2 0 0 0 0 1												
<b>Totals</b>	<b>32 2 4 2 2 12</b>	<b>Totals</b>	<b>35 3 7 3 7 7</b>												

Game 2		Oct. 5, Miller Park										MIL 4, COL 0		0-2	
<b>FINAL</b>															
		1	2	3	4	5	6	7	8	9	R	H	E		
COLORADO		0	0	0	0	0	0	0	0	0	0	6	0		
MILWAUKEE		0	0	0	1	0	0	0	3	X	4	9	1		
<b>Colorado</b>	<b>AB R H BI BB K</b>	<b>Milwaukee</b>										<b>Colorado</b>	<b>IP H R ER BB SO HR</b>		
Blackmon, CF	4 0 0 0 0 0	Cain, CF	4 0 0 0 0 2	Anderson (L, 0-1)	6.0	4	1	1	2	5	0				
LeMahieu, 2B	3 0 1 0 1 0	Yelich, RF	2 1 0 0 2 0	Oberg	1.0	2	0	0	0	3	0				
Arenado, 3B	4 0 2 0 0 2	Braun, LF	4 1 1 1 0 1	Musgrave	0.0	0	1	1	1	0	0				
Gonzalez, RF	3 0 0 0 1 1	Aguilar, 1B	3 0 0 0 1 1	Oh	0.1	2	2	2	1	1	0				
Musgrave, P	0 0 0 0 0 0	Arcia, PR-SS	0 1 0 0 0 0	Rusin	0.2	1	0	0	0	1	0				
Oh, P	0 0 0 0 0 0	Moustakas, 3B	4 1 2 1 0 0	<b>Totals</b>	<b>9.2</b>	<b>7</b>	<b>3</b>	<b>3</b>	<b>7</b>	<b>7</b>	<b>1</b>				
Rusin, P	0 0 0 0 0 0	Pérez, SS-2B	4 0 2 1 0 1	<b>Milwaukee</b>	<b>IP H R ER BB SO HR</b>										
Story, SS	4 0 0 0 0 2	Shaw, 2B-1B	3 0 2 0 1 1	Chacín (W, 1-0)	5.0	3	0	0	3	3	0				
Parra, LF	4 0 2 0 0 1	Kratz, C	4 0 2 2 0 1	Knebel	1.0	0	0	0	0	2	0				
Desmond, 1B	4 0 1 0 0 1	Chacín, P	1 0 0 0 0 0	Soria	0.2	1	0	0	0	2	0				
Iannetta, C	3 0 0 0 0 1	Santana, PH	1 0 0 0 0 1	Hader	0.1	0	0	0	0	0	0				
McMahon, PH	1 0 0 0 0 1	Knebel, P	0 0 0 0 0 0	Jeffress	2.0	2	0	0	0	3	0				
Anderson, P	1 0 0 0 1 0	Soria, P	0 0 0 0 0 0	<b>Totals</b>	<b>10.0</b>	<b>14</b>	<b>2</b>	<b>2</b>	<b>2</b>	<b>12</b>	<b>0</b>				
Holliday, PH	1 0 0 0 0 1	Hader, P	0 0 0 0 0 0												
Oberg, P	0 0 0 0 0 0	Schoop, PH	1 0 0 0 0 1												
Dahl, RF	1 0 0 0 0 0	Jeffress, P	1 0 0 0 0 0												
<b>Totals</b>	<b>33 0 6 0 3 10</b>	<b>Totals</b>	<b>32 4 9 4 4 10</b>												

**(Rockies Postseason History, continued)**

Game 3		Oct. 7, Coors Field										MIL 6, COL 0							0-3																																																																																																																																																																						
<b>FINAL</b>																																																																																																																																																																																									
		1	2	3	4	5	6	7	8	9	R	H	E																																																																																																																																																																												
MILWAUKEE		1	0	0	1	0	2	0	0	2	6	12	0																																																																																																																																																																												
COLORADO		0	0	0	0	0	0	0	0	0	0	4	0																																																																																																																																																																												
<hr/>																																																																																																																																																																																									
<b>Milwaukee</b>		<b>AB</b>	<b>R</b>	<b>H</b>	<b>BI</b>	<b>BB</b>	<b>K</b>	<b>Colorado</b>					<b>AB</b>	<b>R</b>	<b>H</b>	<b>BI</b>	<b>BB</b>	<b>K</b>	<b>Milwaukee</b>					<b>IP</b>	<b>H</b>	<b>R</b>	<b>ER</b>	<b>BB</b>	<b>SO</b>	<b>HR</b>																																																																																																																																																											
Cain, CF	4	0	1	0	1	0	0	Blackmon, CF	4	0	0	0	0	1	Miley	4.2	3	0	0	1	2	0	Yelich, RF-LF	3	1	0	0	2	1	LeMahieu, 2B	3	0	1	0	1	1	Knebel	0.1	0	0	0	0	1	0	Braun, LF	4	0	2	0	0	1	Arenado, 3B	4	0	0	0	0	1	Soria	1.0	0	0	0	1	2	0	Burnes, P	0	0	0	0	0	0	Story, SS	4	0	2	0	0	1	Burnes (W, 1-0)	2.0	0	0	0	0	2	0	Santana, PH	0	0	0	0	1	0	Holliday, LF	3	0	0	0	1	1	Jeffress	0.1	1	0	0	1	0	0	Pérez, 2B	0	0	0	0	0	0	González, RF	3	0	0	0	1	2	Hader	0.2	0	0	0	0	1	0	Shaw, 2B-1B	5	0	2	1	0	0	Desmond, 1B	4	0	0	0	0	1	<b>Totals</b>	<b>9.0</b>	<b>4</b>	<b>0</b>	<b>0</b>	<b>3</b>	<b>8</b>	<b>0</b>	Aguilar, 1B	5	1	1	1	0	1	Wolters, C	2	0	1	0	0	0	<hr/>																
<b>Colorado</b>		<b>IP</b>	<b>H</b>	<b>R</b>	<b>ER</b>	<b>BB</b>	<b>SO</b>	<b>HR</b>	<hr/>																																																																																																																																																																																
<b>Milwaukee</b>		<b>IP</b>	<b>H</b>	<b>R</b>	<b>ER</b>	<b>BB</b>	<b>SO</b>	<b>HR</b>	<hr/>																																																																																																																																																																																
Márquez (L, 0-1)	5.0	7	2	2	1	5	1	<hr/>																																																																																																																																																																																	
Oberg	1.0	2	2	2	0	3	0	<hr/>																																																																																																																																																																																	
Ottavino	1.0	0	0	0	0	0	0	<hr/>																																																																																																																																																																																	
Oh	1.0	1	0	0	1	0	0	<hr/>																																																																																																																																																																																	
Davis	0.0	2	2	2	2	0	2	<hr/>																																																																																																																																																																																	
Rusin	1.0	0	0	0	1	0	0	<hr/>																																																																																																																																																																																	
<b>Totals</b>	<b>10.0</b>	<b>14</b>	<b>2</b>	<b>2</b>	<b>2</b>	<b>12</b>	<b>0</b>	<hr/>																																																																																																																																																																																	
<b>Totals</b>		<b>36</b>	<b>6</b>	<b>12</b>	<b>4</b>	<b>5</b>	<b>8</b>	<b>31</b>	<b>0</b>	<b>4</b>	<b>0</b>	<b>3</b>	<b>8</b>																																																																																																																																																																												

**(Rockies Postseason History, continued)**

**2017 NL WILD CARD GAME STATS**

PLAYER	AVG	G	AB	R	H	TB	2B	3B	HR	RBI	SH	SF	HP	BB	IBB	SO	SB	CS	GIDP	E	SLG	OBP
Amarista, A	1.000	1	1	0	1	1	0	0	0	1	0	0	0	0	0	0	0	0	0	0	1.000	1.000
Arenado, N	.200	1	5	2	1	4	0	0	1	1	0	0	0	0	0	1	0	0	0	0	.800	.200
Blackmon, C	.000	1	4	0	0	0	0	0	0	1	1	0	0	0	0	1	0	0	0	0	.000	.000
Desmond, I	.500	1	2	1	1	1	0	0	0	0	0	0	0	0	0	1	0	0	0	0	.500	.500
González, C	.400	1	5	2	2	2	0	0	0	1	0	0	0	0	0	1	0	0	0	0	.400	.400
LeMahieu, D	.000	1	5	0	0	0	0	0	0	0	0	0	0	0	0	2	0	0	0	0	.000	.000
Lucroy, J	.667	1	3	2	2	4	2	0	0	1	0	0	0	1	0	0	0	0	0	0	1.333	.750
Parra, G	.500	1	4	1	2	2	0	0	0	1	0	0	0	0	0	0	0	0	0	0	.500	.500
Reynolds, M	.000	1	3	0	0	0	0	0	0	1	0	0	0	0	0	0	0	0	1	0	.000	.000
Story, T	.500	1	4	2	2	5	0	0	1	1	0	0	0	0	0	0	0	0	0	0	1.250	.500
Tapia, R	1.000	1	1	0	1	1	0	0	0	0	0	0	0	0	0	0	0	0	0	0	1.000	1.000
Valaika, P	1.000	1	1	0	1	2	1	0	0	0	0	0	0	0	0	0	0	0	0	0	2.000	1.000
<b>COLORADO</b>	<b>.342</b>	<b>1</b>	<b>38</b>	<b>8</b>	<b>13</b>	<b>22</b>	<b>3</b>	<b>0</b>	<b>2</b>	<b>8</b>	<b>1</b>	<b>0</b>	<b>0</b>	<b>1</b>	<b>0</b>	<b>6</b>	<b>0</b>	<b>0</b>	<b>1</b>	<b>0</b>	<b>.597</b>	<b>.359</b>
<b>OPPONENTS</b>	<b>.415</b>	<b>1</b>	<b>41</b>	<b>11</b>	<b>17</b>	<b>32</b>	<b>1</b>	<b>4</b>	<b>2</b>	<b>11</b>	<b>0</b>	<b>0</b>	<b>0</b>	<b>4</b>	<b>2</b>	<b>11</b>	<b>0</b>	<b>0</b>	<b>0</b>	<b>0</b>	<b>.780</b>	<b>.467</b>

PITCHER	W-L	ERA	G	GS	CG	GF	SHO	SV	IP	H	R	ER	HR	HB	BB	IBB	SO	WP	BK	AVG
Anderson, T	0-0	18.00	1	0	0	0	0	0	1.0	2	2	2	1	0	0	0	1	0	0	.400
Estévez	0-0	27.00	1	0	0	0	0	0	0.1	1	1	1	0	0	0	0	1	0	0	.500
Gray, J	0-1	27.00	1	1	0	0	0	0	1.1	7	4	4	1	0	0	0	2	0	0	.636
Holland, G	0-0	27.00	1	0	0	1	0	0	0.2	3	2	2	0	0	1	1	0	1	0	.600
McGee, J.	0-0	0.00	1	0	0	0	0	0	0.1	0	0	0	0	0	0	0	0	0	0	0.000
Neshek, P	0-0	13.50	1	0	0	0	0	0	1.1	2	2	2	0	0	1	0	2	0	0	.333
Oberg, S	0-0	0.00	1	0	0	0	0	0	0.2	0	0	0	0	0	0	0	2	0	0	.000
Rusin, C.	0-0	0.00	1	0	0	0	0	0	2.1	2	0	0	0	0	2	1	3	0	0	.222
<b>COLORADO</b>	<b>0-1</b>	<b>12.38</b>	<b>1</b>	<b>1</b>	<b>0</b>	<b>1</b>	<b>0</b>	<b>0</b>	<b>8.0</b>	<b>17</b>	<b>11</b>	<b>11</b>	<b>2</b>	<b>0</b>	<b>4</b>	<b>2</b>	<b>11</b>	<b>1</b>	<b>0</b>	<b>.415</b>
<b>OPPONENTS</b>	<b>1-0</b>	<b>8.00</b>	<b>1</b>	<b>1</b>	<b>0</b>	<b>1</b>	<b>0</b>	<b>0</b>	<b>9.0</b>	<b>13</b>	<b>8</b>	<b>8</b>	<b>2</b>	<b>0</b>	<b>1</b>	<b>0</b>	<b>6</b>	<b>0</b>	<b>0</b>	<b>.342</b>

Record Book

**2017 WILD CARD GAME ROSTER**

**Manager:** Bud Black (10); **Coaches:** Stu Cole (39), Tony Diaz (43), Duane Espy (58), Steve Foster (36), Ron Gideon (53), Darren Holmes (40), Aaron Muñoz (66), Mike Redmond (11), Jeff Salazar (41)  
**Trainers:** Keith Dugger and Scott Gehret

No.	Name	Pos.	No.	Name	Pos.
2	Amarista, Alexi	INF	21	Lucroy, Jonathan	C
44	Anderson, Tyler	LHP	51	McGee, Jake	LHP
28	Arenado, Nolan	INF	37	Neshek, Pat	RHP
19	Blackmon, Charlie	OF	45	Oberg, Scott	RHP
20	Desmond, Ian	INF/OF	8	Parra, Gerardo	OF
38	Dunn, Mike	LHP	12	Reynolds, Mark	INF
54	Estévez, Carlos	RHP	52	Rusin, Chris	LHP
5	González, Carlos	OF	49	Senzatela, Antonio	RHP
55	Gray, Jon	RHP	27	Story, Trevor	INF
30	Hanigan, Ryan	C	7	Tapia, Raimel	OF
56	Holland, Greg	RHP	3	Tauchman, Mike	OF
9	LeMahieu, DJ	INF	4	Valaika, Pat	INF
			14	Wolters, Tony	C



FINAL	1	2	3	4	5	6	7	8	9	R	H	E
COLORADO	0	0	0	4	0	0	1	2	1	8	13	0
ARIZONA	3	1	2	0	0	0	2	3	X	11	17	0

Colorado	AB	R	H	BI	BB	K
Blackmon, CF	4	0	0	1	0	1
LeMahieu, 2B	5	0	0	0	0	2
González, RF	5	0	2	1	0	1
Arenado, 3B	5	2	1	1	0	1
Story, SS	4	2	2	1	0	0
Parra, LF	4	1	2	1	0	0
Reynolds, 1B	3	0	0	1	0	0
Neshek, P	0	0	0	0	0	0
McGee, P	0	0	0	0	0	0
Valaika, PH	1	0	1	0	0	0
Estévez, P	0	0	0	0	0	0
Holland, P	0	0	0	0	0	0
Lucroy, C	3	2	2	1	1	0
Gray, P	0	0	0	0	0	0
Oberg, P	0	0	0	0	0	0
Tapia, PH	1	0	1	0	0	0
Amarista, PH	1	0	1	1	0	0
Desmond, 1B	2	1	1	0	0	1
<b>Totals</b>	<b>38</b>	<b>8</b>	<b>13</b>	<b>8</b>	<b>1</b>	<b>6</b>

Arizona	AB	R	H	BI	BB	K
Peralta, LF	5	2	3	0	0	0
Marte, SS	5	1	3	1	0	2
Goldschmidt, 1B	5	1	2	3	0	1
Martinez, RF	4	1	0	0	1	2
Lamb, 3B	5	3	4	0	0	0
Pollock, CF	5	1	2	2	0	1
Descalso, 2B	3	2	1	2	2	2
Mathis, C	4	0	1	1	1	2
Greinke, P	2	0	0	0	0	0
Chafin, P	0	0	0	0	0	0
Ray, P	1	0	0	0	0	1
De La Rosa, P	0	0	0	0	0	0
Bradley, P	1	0	1	2	0	0
Drury, PH	1	0	0	0	0	0
Rodney, P	0	0	0	0	0	0
<b>Totals</b>	<b>41</b>	<b>11</b>	<b>17</b>	<b>11</b>	<b>4</b>	<b>11</b>

Colorado	IP	H	R	ER	BB	SO	HR
Gray (L, 0-1)	1.1	7	4	4	0	2	1
Oberg	0.2	0	0	0	0	2	0
Anderson	1.0	2	2	2	0	1	1
Rusin	2.1	2	0	0	2	3	0
Neshek	1.1	2	2	2	1	2	0
McGee	0.1	0	0	0	0	0	0
Estévez	0.1	1	1	1	0	1	0
Holland	0.2	3	2	2	1	0	0
<b>Totals</b>	<b>8.0</b>	<b>17</b>	<b>11</b>	<b>11</b>	<b>4</b>	<b>11</b>	<b>2</b>
Arizona	IP	H	R	ER	BB	SO	HR
Greinke	3.2	6	4	4	1	1	0
Chafin (W, 1-0)	0.1	0	0	0	0	0	0
Ray	2.1	2	1	1	0	3	0
De La Rosa	0.1	0	0	0	0	0	0
Bradley	1.1	3	2	2	0	0	2
Rodney	1.0	2	1	1	0	2	0
<b>Totals</b>	<b>9.0</b>	<b>13</b>	<b>8</b>	<b>8</b>	<b>1</b>	<b>6</b>	<b>2</b>



The Rockies line up for the anthem at the 2017 NL Wild Card Game in Phoenix, Ariz.

**(Rockies Postseason History, continued)**

**2009 NL DIVISION SERIES STATS**

PLAYER	AVG	G	AB	R	H	TB	2B	3B	HR	RBI	SH	SF	HP	BB	IBB	SO	SB	CS	DP	GI		
																				E	SLG	OBP
Atkins, G	.231	4	13	0	3	5	2	0	0	2	0	0	0	0	0	3	0	0	0	0	.385	.231
Barnes, C	.000	4	14	0	0	0	0	0	0	0	1	0	0	0	0	2	0	0	0	1	.000	.000
Beimel, J	-	3	0	0	0	0	0	0	0	0	0	0	0	0	0	0	0	0	0	0	-	-
Belisle, M	.000	2	1	0	0	0	0	0	0	0	0	0	0	0	0	0	0	0	0	0	.000	.000
Betancourt, R	-	3	0	0	0	0	0	0	0	0	0	0	0	0	0	0	0	0	0	0	-	-
Contreras, J	-	2	0	0	0	0	0	0	0	0	0	0	0	0	0	0	0	0	0	0	-	-
Cook, A	.500	1	2	1	1	1	0	0	0	0	0	0	0	0	0	1	0	0	0	0	.500	.500
Daley, M	-	1	0	0	0	0	0	0	0	0	0	0	0	0	0	0	0	0	0	0	-	-
Fowler, D	.214	4	14	1	3	3	0	0	0	2	1	2	0	1	0	3	0	0	1	0	.214	.235
Giambi, J	.333	3	3	1	1	1	0	0	0	1	0	0	0	0	0	1	0	0	0	0	.333	.333
González, C	.588	4	17	5	10	15	2	0	1	1	0	0	0	2	0	1	2	1	0	0	.882	.632
Hammel, J	-	1	0	0	0	0	0	0	0	0	0	0	0	1	0	0	0	0	0	0	-	1.000
Hawpe, B	.000	2	4	0	0	0	0	0	0	0	0	0	0	0	0	1	0	0	0	1	.000	.000
Helton, T	.188	4	16	5	3	3	0	0	0	2	0	0	0	3	0	2	0	0	0	0	.188	.316
Jiménez, U	.250	2	4	0	1	1	0	0	0	0	0	0	0	0	0	2	0	0	0	0	.250	.250
Marquis, J	-	1	0	0	0	0	0	0	0	0	0	0	0	0	0	0	0	0	0	0	-	-
Morales, F	-	4	0	0	0	0	0	0	0	0	0	0	0	0	0	0	0	0	0	0	-	-
Smith, S	.200	3	5	0	1	1	0	0	0	0	0	0	0	1	1	1	0	0	0	0	.200	.333
Spilborghs, R	.222	4	9	1	2	3	1	0	0	0	0	0	0	1	1	2	0	0	0	0	.333	.300
Stewart, I	.000	2	1	0	0	0	0	0	0	0	0	0	0	1	0	1	0	0	0	0	.000	.500
Street, H	-	3	0	0	0	0	0	0	0	0	0	0	0	0	0	0	0	0	0	0	-	-
Torrealba, Y	.357	4	14	1	5	10	2	0	1	4	1	0	0	0	5	0	0	0	0	0	.714	.357
Tulowitzki, T	.250	4	16	0	4	6	2	0	0	3	0	1	1	0	0	2	0	0	2	0	.375	.278
Young, E	.000	2	1	0	0	0	0	0	0	0	0	0	0	0	0	0	0	0	0	0	.000	.000
<b>Totals</b>	<b>.254</b>	<b>4</b>	<b>134</b>	<b>15</b>	<b>34</b>	<b>49</b>	<b>9</b>	<b>0</b>	<b>2</b>	<b>15</b>	<b>3</b>	<b>3</b>	<b>1</b>	<b>10</b>	<b>2</b>	<b>27</b>	<b>2</b>	<b>1</b>	<b>3</b>	<b>2</b>	<b>.366</b>	<b>.304</b>

PITCHER	W-L	ERA	G	GS	CG	GF	SHO	SV	IP	H	R	ER	HR	HB	BB	IBB	SO	WP	BK	AVG
Beimel, J	0-0	0.00	3	0	0	1	0	0	0.2	1	0	0	0	0	0	0	0	0	0	.333
Belisle, M	0-0	0.00	2	0	0	0	0	0	2.0	0	0	0	0	0	1	0	2	0	0	.000
Betancourt, R	0-0	3.86	3	0	0	0	0	0	2.1	2	1	1	1	0	1	0	3	0	0	.222
Contreras, J	0-0	4.50	2	0	0	0	0	0	2.0	3	1	1	0	0	2	0	3	0	0	.375
Cook, A	1-0	5.40	1	1	0	0	0	0	5.0	7	3	3	0	0	2	0	4	0	0	.350
Daley, M	0-0	0.00	1	0	0	0	0	0	1.0	1	0	0	0	0	1	0	0	1	0	.333
Hammel, J	0-0	9.82	1	1	0	0	0	0	3.2	4	4	4	1	0	3	0	5	0	0	.286
Jiménez, U	0-1	5.25	2	2	0	0	0	0	12.0	15	7	7	2	0	3	1	11	0	0	.306
Marquis, J	0-0	0.00	1	0	0	1	0	0	1.0	1	0	0	0	0	0	0	0	0	0	.250
Morales, F	0-0	0.00	4	0	0	0	0	0	2.2	0	0	0	0	0	3	1	1	0	0	.000
Street, H	0-2	13.50	3	0	0	2	0	1	2.2	6	4	4	0	0	3	0	1	0	0	.500
<b>Totals</b>	<b>1-3</b>	<b>5.75</b>	<b>4</b>	<b>4</b>	<b>0</b>	<b>4</b>	<b>0</b>	<b>1</b>	<b>36.0</b>	<b>51</b>	<b>27</b>	<b>23</b>	<b>7</b>	<b>1</b>	<b>12</b>	<b>2</b>	<b>27</b>	<b>0</b>	<b>0</b>	<b>.331</b>

Record Book

**2009 NLDS ROSTER**

**Manager:** Jim Tracy (4); **Coaches:** Bob Apodaca (36), Don Baylor (25), Rich Dauer (45), Glenallen Hill (30), Jim Wright (55); **Trainer:** Keith Dugger

No.	Name	Pos.	No.	Name	Pos.
27	Atkins, Garrett	INF	17	Helton, Todd	INF
12	Barnes, Clint	INF	20	Iannetta, Chris	C
97	Beimel, Joe	LHP	56	Morales, Franklin	LHP
63	Betancourt, Rafael	RHP	38	Jiménez, Ubaldo	RHP
34	Belisle, Matt	RHP	21	Marquis, Jason	RHP
54	Contreras, Jose	RHP	7	Smith, Seth	OF
28	Cook, Aaron	RHP	19	Spilborghs, Ryan	OF
31	Daley, Matt	RHP	9	Stewart, Ian	INF
24	Fowler, Dexter	OF	16	Street, Huston	RHP
23	Giambi, Jason	INF	2	Tulowitzki, Troy	INF
5	González, Carlos	OF	8	Torrealba, Yorvit	C
46	Hammel, Jason	RHP	4	Young Jr., Eric	INF
11	Hawpe, Brad	OF			



**(Rockies Postseason History, continued)**

**2009 NLDS GAME-BY-GAME STATS**

Game 1		Oct. 7, Citizens Bank Park										PHI 5, COL 1										0-1	
<b>FINAL</b>																							
COLORADO      1 2 3 4 5 6 7 8 9      R H E																							
PHILADELPHIA    0 0 0 0 2 3 0 0 X      5 12 0																							
<b>Colorado</b>	<b>AB</b>	<b>R</b>	<b>H</b>	<b>BI</b>	<b>BB</b>	<b>K</b>	<b>Philadelphia</b>	<b>AB</b>	<b>R</b>	<b>H</b>	<b>BI</b>	<b>BB</b>	<b>K</b>	<b>Colorado</b>	<b>IP</b>	<b>H</b>	<b>R</b>	<b>ER</b>	<b>BB</b>	<b>SO</b>	<b>HR</b>		
Fowler, CF	4	0	0	0	0	0	Rollins, SS	4	0	1	0	0	1	Jiménez (L, 0-1)	5.0	9	5	5	1	4	0		
González, LF	4	1	2	0	0	0	Victorino, CF	4	0	1	0	0	0	Beimel	0.0	1	0	0	0	0	0		
Helton, 1B	4	0	0	0	0	0	Utley, 2B	4	1	1	0	0	2	Daley	1.0	1	0	0	1	0	0		
Tulowitzki, SS	4	0	2	1	0	0	Howard, 1B	4	1	2	1	0	1	Morales	1.0	0	0	0	0	0	0		
Atkins, 3B	4	0	1	0	0	2	Werth, RF	3	2	2	1	1	0	Marquis	1.0	1	0	0	0	0	0		
Torrealba, C	3	0	1	0	0	0	Ibanez, LF	4	1	2	2	0	0	<b>Totals</b>	<b>9.0</b>	<b>12</b>	<b>5</b>	<b>5</b>	<b>2</b>	<b>4</b>	<b>0</b>		
Hawpe, RF	3	0	0	0	0	1	Feliz, 3B	4	0	1	0	0	0	<b>Philadelphia</b>	<b>IP</b>	<b>H</b>	<b>R</b>	<b>ER</b>	<b>BB</b>	<b>SO</b>	<b>HR</b>		
Barnes, 2B	3	0	0	0	0	0	Ruiz, C	3	0	1	1	1	0	Lee (WV, 1-0)	9.0	6	1	1	0	5	0		
Jiménez, P	2	0	0	0	0	2	Lee, P	2	0	1	0	0	0	<b>Totals</b>	<b>9.0</b>	<b>6</b>	<b>1</b>	<b>1</b>	<b>0</b>	<b>5</b>	<b>0</b>		
Beimel, P	0	0	0	0	0	0	<b>Totals</b>	<b>32</b>	<b>5</b>	<b>12</b>	<b>5</b>	<b>2</b>	<b>4</b>										
Daley, P	0	0	0	0	0	0																	
Morales, P	0	0	0	0	0	0																	
Spilborghs, PH	0	0	0	0	0	0																	
Marquis, P	0	0	0	0	0	0																	
<b>Totals</b>	<b>32</b>	<b>1</b>	<b>6</b>	<b>1</b>	<b>0</b>	<b>5</b>																	

Game 2		Oct. 8, Citizens Bank Park										COL 5, PHI 4										1-1	
<b>FINAL</b>																							
COLORADO      1 2 3 4 5 6 7 8 9      R H E																							
PHILADELPHIA    0 0 0 0 0 3 0 1 0      5 9 1																							
<b>Colorado</b>	<b>AB</b>	<b>R</b>	<b>H</b>	<b>BI</b>	<b>BB</b>	<b>K</b>	<b>Philadelphia</b>	<b>AB</b>	<b>R</b>	<b>H</b>	<b>BI</b>	<b>BB</b>	<b>K</b>	<b>Colorado</b>	<b>IP</b>	<b>H</b>	<b>R</b>	<b>ER</b>	<b>BB</b>	<b>SO</b>	<b>HR</b>		
González, LF	5	1	3	0	0	1	Rollins, SS	5	0	1	0	0	1	Cook (W, 1-0)	5.0	7	3	3	2	4	0		
Fowler, CF	2	0	0	2	0	2	Victorino, CF	5	1	3	0	0	0	Contreras	1.0	2	0	0	0	1	0		
Helton, 1B	5	1	1	1	0	1	Utley, 2B	4	1	1	0	0	1	Belisle	1.0	0	0	0	0	1	0		
Tulowitzki, SS	3	0	0	0	0	0	Howard, 1B	4	1	2	1	0	1	Betancourt	0.2	1	1	1	0	0	1		
Atkins, 3B	2	0	0	0	0	1	Werth, RF	4	1	1	1	0	1	Morales	0.1	0	0	0	0	0	0		
Stewart, PH-3B	1	0	0	0	1	1	Ibanez, LF	4	0	2	2	0	0	Street (S, 1)	1.0	1	0	0	1	0	0		
Torrealba, C	3	1	2	2	0	0	Feliz, 3B	3	0	1	0	0	1	<b>Totals</b>	<b>9.0</b>	<b>10</b>	<b>4</b>	<b>4</b>	<b>3</b>	<b>6</b>	<b>1</b>		
Spilborghs, RF	3	1	1	0	1	1	Happ, P	0	0	0	0	0	0	<b>Philadelphia</b>	<b>IP</b>	<b>H</b>	<b>R</b>	<b>ER</b>	<b>BB</b>	<b>SO</b>	<b>HR</b>		
Barnes, 2B	3	0	0	0	0	1	Eyre, P	0	0	0	0	0	0	Hamels (L, 0-1)	5.0	7	4	4	0	5	1		
Cook, P	2	1	1	0	0	1	Myers, P	0	0	0	0	0	0	Blanton	1.0	1	1	1	0	1	0		
Contreras, P	0	0	0	0	0	0	Bastardo, P	0	0	0	0	0	0	Happ	0.0	1	0	0	0	0	0		
Smith, PH	1	0	1	0	0	0	Madson, P	0	0	0	0	0	0	Eyre	1.0	0	0	0	0	1	0		
Belisle, P	0	0	0	0	0	0	Francisco, PH	1	0	0	0	0	0	Myers	0.2	0	0	0	2	0	0		
Giambi, PH	1	0	0	0	0	1	Ruiz, C	2	0	0	0	1	1	Bastardo	0.1	0	0	0	0	1	0		
Betancourt, P	0	0	0	0	0	0	Stairs, PH	0	0	0	0	1	0	Madson	1.0	0	0	0	0	2	0		
Morales, P	0	0	0	0	0	0	Lee, PR	0	0	0	0	0	0	<b>Totals</b>	<b>9.0</b>	<b>9</b>	<b>5</b>	<b>5</b>	<b>2</b>	<b>10</b>	<b>1</b>		
Street, P	0	0	0	0	0	0	Hamels, P	0	0	0	0	1	0										
<b>Totals</b>	<b>31</b>	<b>5</b>	<b>9</b>	<b>5</b>	<b>2</b>	<b>10</b>	Dobbs, PH	1	0	0	0	0	0										
							Blanton, P	0	0	0	0	0	0										
							Cairo, 3B	2	0	0	0	0	0										
							<b>Totals</b>	<b>35</b>	<b>4</b>	<b>11</b>	<b>4</b>	<b>3</b>	<b>6</b>										

**(Rockies Postseason History, continued)**

Game 3		Oct. 11, Coors Field										PHI 6, COL 5										1-2											
<b>FINAL</b>																																	
PHILADELPHIA		1	2	3	4	5	6	7	8	9	R		H		E		PHILADELPHIA		1	0	0	3	0	1	0	0	1	R		H		E	
COLORADO		2	0	1	1	0	0	1	0	0	5		10		0		COLORADO		2	0	1	1	0	0	1	0	0	5		10		0	
<b>Philadelphia</b>	<b>AB</b>	<b>R</b>	<b>H</b>	<b>BI</b>	<b>BB</b>	<b>K</b>	<b>Colorado</b>	<b>AB</b>	<b>R</b>	<b>H</b>	<b>BI</b>	<b>BB</b>	<b>K</b>	<b>Philadelphia</b>	<b>IP</b>	<b>H</b>	<b>R</b>	<b>ER</b>	<b>BB</b>	<b>SO</b>	<b>HR</b>												
Rollins, SS	5	1	1	0	0	2	González, LF	4	3	3	1	1	0	Happ	3.0	5	3	3	2	4	0												
Victorino, CF	3	1	0	0	1	1	Fowler, CF	4	0	2	0	0	1	Blanton	2.2	3	1	1	0	0	1												
Utley, 2B	4	2	3	1	1	0	Giambi, PH	1	0	0	0	0	0	Eyre	0.1	2	1	1	0	0	0												
Howard, 1B	4	0	1	2	0	1	Helton, 1B	3	2	1	1	2	1	Madson	1.0	0	0	0	0	0	2												
Werth, RF	3	1	0	0	2	2	Young, PR	0	0	0	0	0	0	Durbin (W, 1-0)	1.0	0	0	0	0	0	0												
Ibanez, LF	2	1	0	1	3	0	Tulowitzki, SS	4	0	1	1	0	0	Lidge (S, 1)	1.0	0	0	0	2	0	0												
Lidge, P	0	0	0	0	0	0	Torrealba, C	4	0	0	0	0	3	<b>Totals</b>	<b>9.0</b>	<b>10</b>	<b>5</b>	<b>5</b>	<b>2</b>	<b>4</b>	<b>1</b>												
Feliz, 3B	3	0	1	0	1	1	Atkins, 3B	4	0	2	2	0	0	<b>Colorado</b>	<b>IP</b>	<b>H</b>	<b>R</b>	<b>ER</b>	<b>BB</b>	<b>SO</b>	<b>HR</b>												
Ruiz, C	4	0	2	2	0	1	Spilborghs, RF	4	0	1	0	0	1	Hammel	3.2	4	4	4	3	5	1												
Happ, P	1	0	0	0	0	1	Street, P	0	0	0	0	0	0	Belisle	1.0	0	0	0	1	1	0												
Dobbs, PH	1	0	0	0	0	0	Barnes, 2B	4	0	0	0	0	0	Beimel	0.1	0	0	0	0	0	0												
Blanton, P	1	0	0	0	0	1	Hammel, P	0	0	0	0	1	0	Contreras	1.0	1	1	1	2	2	0												
Eyre, P	0	0	0	0	0	0	Belisle, P	1	0	0	0	0	0	Morales	1.0	0	0	0	0	0	0												
Madson, P	0	0	0	0	0	0	Beimel, P	0	0	0	0	0	0	Betancourt	1.0	1	0	0	1	3	0												
Stairs, PH	1	0	0	0	0	1	Contreras, P	0	0	0	0	0	0	Street (L, 0-1)	1.0	2	1	1	1	0	0												
Durbin, P	0	0	0	0	0	0	Smith, PH	1	0	0	0	0	0	<b>Totals</b>	<b>9.0</b>	<b>8</b>	<b>6</b>	<b>6</b>	<b>8</b>	<b>11</b>	<b>1</b>												
Francisco, LF	0	0	0	0	0	0	Morales, P	0	0	0	0	0	0																				
<b>Totals</b>	<b>32</b>	<b>6</b>	<b>8</b>	<b>6</b>	<b>8</b>	<b>11</b>	Betancourt, P	0	0	0	0	0	0																				
							Hawpe, RF	1	0	0	0	0	0																				
							<b>Totals</b>	<b>35</b>	<b>5</b>	<b>10</b>	<b>5</b>	<b>4</b>	<b>6</b>																				

Game 4		Oct. 12, Coors Field										PHI 5, COL 4										1-3											
<b>FINAL</b>																																	
PHILADELPHIA		1	0	0	0	0	1	0	0	3	5		9		2		PHILADELPHIA		1	0	0	0	0	1	0	0	3	5		9		2	
COLORADO		0	0	0	0	0	1	0	3	0	4		9		0		COLORADO		0	0	0	0	1	0	3	0	4		9		0		
<b>Philadelphia</b>	<b>AB</b>	<b>R</b>	<b>H</b>	<b>BI</b>	<b>BB</b>	<b>K</b>	<b>Colorado</b>	<b>AB</b>	<b>R</b>	<b>H</b>	<b>BI</b>	<b>BB</b>	<b>K</b>	<b>Philadelphia</b>	<b>IP</b>	<b>H</b>	<b>R</b>	<b>ER</b>	<b>BB</b>	<b>SO</b>	<b>HR</b>												
Rollins, SS	5	0	2	0	0	1	González, RF	4	0	2	0	1	0	Lee	7.1	5	3	1	3	5	0												
Victorino, CF	5	2	2	1	0	0	Fowler, CF	4	1	1	0	1	0	Madson (W, 1-0)	0.2	2	1	1	1	0	0												
Utley, 2B	2	1	1	0	3	0	Helton, 1B	4	2	1	0	1	0	Eyre	0.2	2	0	0	0	0	0												
Howard, 1B	4	1	1	2	1	1	Tulowitzki, SS	5	0	1	1	0	2	Lidge (S, 2)	0.1	0	0	0	0	0	1												
Werth, RF	4	1	2	2	1	1	Atkins, 3B	3	0	0	0	0	0	<b>Totals</b>	<b>9.0</b>	<b>9</b>	<b>4</b>	<b>2</b>	<b>4</b>	<b>6</b>	<b>0</b>												
Ibanez, LF	3	0	0	0	1	2	Giambi, PH	1	1	1	1	0	0	<b>Colorado</b>	<b>IP</b>	<b>H</b>	<b>R</b>	<b>ER</b>	<b>BB</b>	<b>SO</b>	<b>HR</b>												
Madson, P	0	0	0	0	0	0	Street, P	0	0	0	0	0	0	Jiménez	7.0	6	2	2	2	7	2												
Cairo, PH-LF	1	0	0	0	0	0	Beimel, P	0	0	0	0	0	0	Morales	0.1	0	0	0	0	3	1												
Feliz, 3B	4	0	0	0	0	1	Torrealba, C	4	0	2	2	0	2	Betancourt	0.2	0	0	0	0	0	0												
Ruiz, C	4	0	1	0	0	0	Smith, LF	3	0	0	0	1	1	Street (L, 0-2)	0.2	3	3	3	1	1	0												
Lee, P	3	0	0	0	0	2	Barnes, 2B	4	0	0	0	0	1	Beimel	0.1	0	0	0	0	0	0												
Francisco, LF	0	0	0	0	0	0	Jiménez, P	2	0	1	0	0	0	<b>Totals</b>	<b>9.0</b>	<b>9</b>	<b>5</b>	<b>5</b>	<b>6</b>	<b>9</b>	<b>2</b>												
Dobbs, PH	1	0	0	0	0	1	Spilborghs, PH	1	0	0	0	0	0																				
Eyre, P	0	0	0	0	0	0	Morales, P	0	0	0	0	0	0																				
Lidge, P	0	0	0	0	0	0	Betancourt, P	0	0	0	0	0	0																				
<b>Totals</b>	<b>36</b>	<b>5</b>	<b>9</b>	<b>5</b>	<b>6</b>	<b>9</b>	Stewart, 3B	0	0	0	0	0	0																				
							Young, PH	1	0	0	0	0	0																				
							<b>Totals</b>	<b>36</b>	<b>4</b>	<b>9</b>	<b>4</b>	<b>4</b>	<b>6</b>																				

Record Book

## (Rockies Postseason History, continued)

### 2007: 21 WINS IN 22 GAMES

The 2007 season was a historical one for the Colorado Rockies, as the team won its first National League Championship and advanced to the World Series for the first time in franchise history.

The Rockies captivated fans throughout baseball with an unprecedented run at the end of the season, winning 14 of their final 15 regular season games (including a one-game play-off for the Wild Card), sweeping the National League Division Series vs. the Phillies and the Championship Series vs. the Diamondbacks. All told, the club won 21 of 22 games heading into the 2007 World Series before being swept in four games by the Boston Red Sox.

Resiliency might be the best word to describe the 2007 Colorado Rockies. The club overcame an 18-27 start to the season, a 1-9 road trip at the end of June and the loss of three starting pitchers. The Rockies went from last place in the National League West to posting the league's best record after May 22 with a mark of 72-46 (.610), including a franchise-record 20 victories in September. The team finished at 17 games above .500, easily a franchise-best for any point in any season. The club's 90 wins matched Arizona for the most victories of any National League team in '07. 2007 became the first 90-win season in Rockies franchise history.

The sensational 21-of-22 run began on Sept. 16. Entering that day's game, the Rockies found themselves four-and-a-half games behind Wild Card leader San Diego, and they trailed both Philadelphia and Los Angeles by 3.0 games each. Colorado was also in the midst of a three-game losing streak, but the Rockies avoided a sweep, hitting four home runs (one of which was Todd Helton's 300th career home run) and collecting 20 hits to defeat the Marlins 13-0.

Following an off day, the Rockies hosted the Dodgers for four games, beginning with a doubleheader on Sept. 18. Colorado won game one by a 3-1 count as Jeff Francis struck out a career-best 10 batters, the most by a Rockies pitcher since 2003. In the nightcap, Helton hit one of the most memorable home runs in franchise history: a 418-foot two-run walk-off home run off Takashi Saito to give the Rockies a 9-8 victory and completing the doubleheader sweep. The win pushed Colorado to seven games above .500 for just the second time in '07. The Rockies defeated the Dodgers 6-5 in the third game of the set, as Brad Hawpe hit a two-run home run in the eighth inning, and the following day, Matt Holliday highlighted a six-run second inning with his 11th home run in 12 games in the Rockies' 9-4 win.

The club then traveled to Southern California for a six-game trip against San Diego and Los Angeles. In the first game of a three-game series with the Padres, the Rockies led 1-0 entering the ninth inning, but that lead vanished as Manny Corpas allowed a solo home run to Adrian González to lead off the frame. However, Brad Hawpe's home run in the 14th inning gave the Rockies a 2-1 victory, securing the club's first winning season since 2000. The Rockies went on to sweep San Diego, highlighted by a franchise-best 17th win of the season for starter Jeff Francis. The sweep notched the Rockies' 84th win of the year, setting the single-season team record.

The Rockies then traveled up the coast to play the Dodgers in three night games. In the opener, on Sept. 25, Troy Tulowitzki homered in the sixth inning to drive in the tying and go-ahead runs while Helton recorded a pair of run-scoring singles to give the Rockies their ninth consecutive victory, tying a franchise record. The following night, Josh Fogg held the Dodgers scoreless, allowing just five hits over 6.2 innings and the Rockies scored two runs in the third inning in their 2-0 shutout victory against Los Angeles. In the final road game of the season, Colorado extended its winning streak to 11 games with a 10-4 win in L.A. on Sept. 27. The club had reeled off a perfect 6-0 road trip, the first unbeaten, multi-city trip in franchise history.

Now it came down to the final weekend of the regular

season as Colorado hosted first-place Arizona for three games at Coors Field. The Rockies and NL East co-leaders Philadelphia and New York all sat 1.0 game behind NL Wild Card leader San Diego (Colorado also trailed Arizona by 2.0 games in the division).

In front of 48,190 fans, the Rockies' 11-game winning streak was quickly snapped by Arizona as staff ace Brandon Webb held the Rockies to just two runs in seven innings and dealt the Rockies' and Jeff Francis a 4-2 Rockies loss. The Rockies now had to win its two remaining games and hope for the Padres to lose against the Brewers in their last two games to have a shot at the postseason by guaranteeing a tiebreaker game between the clubs to be held at Coors Field.

With their playoff hopes hanging in the balance, the Rockies' resiliency came into play. First, on Sept. 29, Tulowitzki hit his first career grand slam, Holliday drove in two runs with a double, and Garrett Atkins plated two runs as the Rockies defeated the D-backs 11-1. Meanwhile, in Milwaukee, the Padres were one strike away from a victory that would have ended Colorado's season, but closer Trevor Hoffman allowed a game-tying triple to Tony Gwynn Jr., and the Padres fell to the Brewers in extra innings. Colorado's playoffs hopes were still alive. The Rockies headed into the final day of the season needing a win and a Padres loss to force a tie in the NL Wild Card standings.

On the season's final day, the Rockies scored three times against NL West Champion Arizona in the eighth inning, snapping a 1-1 tie, just as the Padres' final score was posted on the Coors Field out-of-town scoreboard to the roaring applause of 46,375 Rockies fans. Ahead 4-1 going into the ninth inning, the Rockies' Corpas entered the game with a chance to close out the victory and extend the Rockies' season. Corpas gave up a couple hits, a Conor Jackson sacrifice fly and a two-out RBI single from Alberto Callaspo, before fielding Stephen Drew's infield grounder and firing it to first, where Todd Helton caught it and erupted in jubilation.

The Rockies had won 13 of their last 14 games to force the Wild Card tiebreaker on Oct. 1: Rockies vs. Padres at Coors Field. It marked the seventh one-game playoff in Major League history.

In the tiebreaker, Colorado took its first lead of the game in the sixth inning, battling back from a 5-3 deficit heading into the third inning. With the Rockies leading 6-5 with two outs in the eighth inning, Holliday's miscue in left field allowed the Padres to score the tying run, pushing the game into extra innings. It stayed knotted at six until San Diego broke the tie with a Scott Hairston two-run home run off Jorge Julio in the 13th inning. With an 8-6 lead, the Padres called on Trevor Hoffman to try and seal a victory for San Diego.

Backs against the wall and their season on the line, Kazuo Matsui led off the bottom half of the frame with a double and immediately scored on Tulowitzki's two-bagger to bring the Rockies within a run. Holliday followed with a first-pitch triple, scoring Tulowitzki to tie the game at eight. The Padres chose to intentionally walk Helton in order to face Jamey Carroll with Holliday and the winning run on third. Carroll hit the first pitch he saw from Hoffman to right field, where Giles caught the ball and threw home to try and cut down Holliday. Holliday tagged from third and, diving head first into home plate, narrowly beat Giles' throw to win the game, 9-8 in 13 innings.

The Rockies were going to the postseason in dramatic fashion, and for just the second time in franchise history.

The Rockies would go on to sweep the Philadelphia Phillies in the NL Division Series in three games, and then sweep the Arizona Diamondbacks in the NLCS in four games, capping the 21-of-22 run and becoming National League Champions. Despite losing the World Series title to the Boston Red Sox, this 2007 Rockies season was certainly a magical run for the ages.



**(Rockies Postseason History, continued)**

**2007 NL DIVISION SERIES STATS**

PLAYER	AVG	G	AB	R	H	TB	2B	3B	HR	RBI	SH	SF	HP	BB	IBB	SO	SB	CS	GIDP	E	SLG	OBP
Atkins,G	.231	3	13	3	3	5	2	0	0	1	0	0	0	0	0	1	0	0	0	0	.385	.231
Baker,J	1.000	1	1	0	1	1	0	0	0	1	0	0	0	0	0	0	0	0	0	0	1.000	1.000
Carroll,J	.000	1	0	0	0	0	0	0	0	0	0	0	0	0	0	0	0	0	0	0	.000	.000
Hawpe,B	.273	3	11	1	3	3	0	0	0	0	0	0	2	0	5	0	0	0	0	0	.273	.385
Helton,T	.083	3	12	1	1	3	0	1	0	0	0	0	1	0	2	0	0	0	0	0	.250	.154
Holliday,M	.231	3	13	2	3	9	0	0	2	3	0	0	0	0	3	0	0	0	0	0	.692	.231
Iannetta,C	.000	0	0	0	0	0	0	0	0	0	0	0	0	0	0	0	0	0	0	0	.000	.000
Matsui,K	.417	3	12	2	5	13	1	2	1	6	0	0	0	2	1	2	0	0	0	0	1.083	.500
Smith,S	.500	2	2	1	1	1	0	0	0	0	0	0	0	0	0	0	0	0	0	0	.500	.500
Spilborghs,R	.250	3	8	2	2	2	0	0	0	0	0	0	3	0	3	0	0	0	0	0	.250	.455
Sullivan,C	.500	3	2	0	1	1	0	0	0	0	0	0	0	0	0	0	0	0	0	0	.500	.500
Torrealba,Y	.500	3	10	3	5	6	1	0	0	3	0	0	0	2	1	0	0	0	1	1	.600	.583
Tulowitzki,T	.167	3	12	1	2	6	1	0	1	2	0	0	1	0	5	0	1	0	0	0	.500	.231
Fogg,J	.000	1	1	0	0	0	0	0	0	0	0	0	0	0	0	0	0	0	0	0	.000	.000
Francis,J	.000	1	2	0	0	0	0	0	0	1	0	0	0	0	0	0	0	0	0	0	.000	.000
Jiménez,U	.000	1	1	0	0	0	0	0	0	1	0	0	0	0	0	0	0	0	0	0	.000	.000
Morales,F	.000	1	1	0	0	0	0	0	0	0	0	0	0	1	0	0	0	0	0	0	.000	.000
<b>COLORADO</b>	<b>.267</b>	<b>3</b>	<b>101</b>	<b>16</b>	<b>27</b>	<b>50</b>	<b>5</b>	<b>3</b>	<b>4</b>	<b>16</b>	<b>2</b>	<b>0</b>	<b>0</b>	<b>11</b>	<b>2</b>	<b>22</b>	<b>0</b>	<b>1</b>	<b>1</b>	<b>1</b>	<b>.495</b>	<b>.339</b>
<b>OPPONENTS</b>	<b>.172</b>	<b>3</b>	<b>93</b>	<b>8</b>	<b>16</b>	<b>34</b>	<b>1</b>	<b>1</b>	<b>5</b>	<b>8</b>	<b>0</b>	<b>0</b>	<b>1</b>	<b>12</b>	<b>0</b>	<b>26</b>	<b>3</b>	<b>0</b>	<b>3</b>	<b>0</b>	<b>.366</b>	<b>.274</b>

PITCHER	W-L	ERA	G	GS	CG	GF	SHO	SV	IP	H	R	ER	HR	HB	BB	IBB	SO	WP	BK	AVG
Affeldt,J	0-0	9.00	1	0	0	0	0	0	1.0	1	1	1	1	0	0	0	2	0	0	.250
Buchholz,T	0-0	---	0	0	0	0	0	0	0.0	0	0	0	0	0	0	0	0	0	0	.000
Corpas,M	0-0	0.00	3	0	0	3	0	3	3.1	2	0	0	0	0	0	0	3	0	0	.167
Fogg,J	1-0	0.00	1	0	0	0	0	0	2.0	1	0	0	0	0	0	0	1	0	0	.143
Francis,J	1-0	3.00	1	1	0	0	0	0	6.0	4	2	2	2	0	2	0	8	0	0	.190
Fuentes,B	1-0	0.00	3	0	0	0	0	0	2.1	1	0	0	0	0	3	0	4	1	0	.125
Hawkins,L	0-0	0.00	1	0	0	0	0	0	1.0	0	0	0	0	1	0	0	0	0	0	.000
Herges,M	0-0	0.00	1	0	0	0	0	0	0.2	0	0	0	0	0	0	0	0	0	0	.000
Jiménez,U	0-0	1.42	1	1	0	0	0	0	6.1	3	1	1	1	0	4	0	5	0	0	.143
Morales,F	0-0	9.00	1	1	0	0	0	0	3.0	3	3	3	1	1	2	0	3	0	0	.273
Redman,M	0-0	---	0	0	0	0	0	0	0.0	0	0	0	0	0	0	0	0	0	0	.000
Speier,R	0-0	0.00	1	0	0	0	0	0	1.1	1	1	0	0	0	0	0	0	0	0	.200
<b>COLORADO</b>	<b>3-0</b>	<b>2.33</b>	<b>3</b>	<b>3</b>	<b>0</b>	<b>3</b>	<b>0</b>	<b>3</b>	<b>27.0</b>	<b>16</b>	<b>8</b>	<b>7</b>	<b>5</b>	<b>1</b>	<b>12</b>	<b>0</b>	<b>26</b>	<b>1</b>	<b>0</b>	<b>.172</b>
<b>OPPONENTS</b>	<b>0-3</b>	<b>5.54</b>	<b>3</b>	<b>3</b>	<b>0</b>	<b>3</b>	<b>0</b>	<b>0</b>	<b>26.0</b>	<b>27</b>	<b>16</b>	<b>16</b>	<b>4</b>	<b>0</b>	<b>11</b>	<b>2</b>	<b>22</b>	<b>0</b>	<b>0</b>	<b>.267</b>


Record Book

**2007 NLDS ROSTER**

**Manager:** Clint Hurdle (13); **Coaches:** Bob Apodaca (36), Alan Cockrell (58), Mike Gallego (2), Glenallen Hill (30), Rick Mathews (53), Jamie Quirk (9)  
**Trainers:** Keith Dugger and Scott Gehret

No.	Name	Pos.
41	Affeldt, Jeremy	LHP
27	Atkins, Garrett	INF
10	Baker, Jeff	INF
35	#Buchholz, Taylor	RHP
1	Carroll, Jamey	INF
28	**Cook, Aaron	RHP
60	Corpas, Manny	RHP
37	Fogg, Josh	RHP
26	Francis, Jeff	LHP
40	Fuentes, Brian	LHP
32	Hawkins, LaTroy	RHP
11	Hawpe, Brad	OF
17	Helton, Todd	INF
49	Herges, Matt	RHP

No.	Name	Pos.
5	Holliday, Matt	OF
20	Iannetta, Chris	C
38	Jiménez, Ubaldo	RHP
7	Matsui, Kazuo	INF
56	Morales, Franklin	LHP
55	*Redman, Mark	LHP
12	Smith, Seth	OF
23	Speier, Ryan	RHP
19	Spilborghs, Ryan	OF
18	Sullivan, Cory	OF
3	^Taveras, Willy	OF
8	Torrealba, Yorvit	C
2	Tulowitzki, Troy	INF



\* DS roster only      ^ LCS, WS roster only  
 # DS, LCS roster only      \*\* WS roster only

**(Rockies Postseason History, continued)**

**2007 NLDS GAME-BY-GAME STATS**

Game 1													Oct. 3, Citizens Bank Park													COL 4, PHI 2													1-0																																						
													<table border="1"> <tr> <td><b>FINAL</b></td> <td>1</td><td>2</td><td>3</td><td>4</td><td>5</td><td>6</td><td>7</td><td>8</td><td>9</td> <td>R</td><td>H</td><td>E</td> </tr> <tr> <td>COLORADO</td> <td>0</td><td>3</td><td>0</td><td>0</td><td>0</td><td>0</td><td>0</td><td>1</td><td>0</td> <td>4</td><td>6</td><td>0</td> </tr> <tr> <td>PHILADELPHIA</td> <td>0</td><td>0</td><td>0</td><td>0</td><td>2</td><td>0</td><td>0</td><td>0</td><td>0</td> <td>2</td><td>4</td><td>0</td> </tr> </table>													<b>FINAL</b>	1	2	3	4	5	6	7	8	9	R	H	E	COLORADO	0	3	0	0	0	0	0	1	0	4	6	0	PHILADELPHIA	0	0	0	0	2	0	0	0	0	2	4	0													
<b>FINAL</b>	1	2	3	4	5	6	7	8	9	R	H	E																																																																	
COLORADO	0	3	0	0	0	0	0	1	0	4	6	0																																																																	
PHILADELPHIA	0	0	0	0	2	0	0	0	0	2	4	0																																																																	
<b>Colorado</b>	<b>AB</b>	<b>R</b>	<b>H</b>	<b>BI</b>	<b>BB</b>	<b>K</b>	<b>Philadelphia</b>	<b>AB</b>	<b>R</b>	<b>H</b>	<b>BI</b>	<b>BB</b>	<b>K</b>	<b>Colorado</b>	<b>IP</b>	<b>H</b>	<b>R</b>	<b>ER</b>	<b>BB</b>	<b>SO</b>	<b>HR</b>																																																								
Matsui, 2B	4	0	0	0	1	2	Rollins, SS	3	0	0	0	1	1	Francis (W, 1-0)	6.0	4	2	2	2	8	2																																																								
Tulowitzki, SS	3	0	0	1	1	2	Victorino, RF	4	0	0	0	0	1	Hawkins	1.0	0	0	0	1	0	0																																																								
Holliday, LF	4	1	1	1	0	1	Utley, 2B	4	0	0	0	0	4	Fuentes	1.0	0	0	0	1	1	0																																																								
Helton, 1B	4	1	1	0	0	1	Howard, 1B	4	0	0	0	0	3	Corpas (S, 1)	1.0	0	0	0	0	1	0																																																								
Atkins, 3B	4	1	1	1	0	1	Rowand, CF	4	1	1	1	0	0	<b>Totals</b>	<b>9.0</b>	<b>4</b>	<b>2</b>	<b>2</b>	<b>4</b>	<b>10</b>	<b>2</b>																																																								
Hawpe, RF	4	0	0	0	0	3	Burrell, LF	3	1	1	1	1	0	<b>Philadelphia</b>	<b>IP</b>	<b>H</b>	<b>R</b>	<b>ER</b>	<b>BB</b>	<b>SO</b>	<b>HR</b>																																																								
Spilborghs, CF	2	1	0	0	2	2	Helms, 3B	2	0	0	0	0	0	Hamels (L, 0-1)	6.2	3	3	3	4	7	0																																																								
Corpas, P	0	0	0	0	0	0	Dobbs, PH	0	0	0	0	1	0	Gordon	0.2	1	1	1	0	2	1																																																								
Torrealba, C	4	0	2	1	0	0	Bourn, PR	0	0	0	0	0	0	Romero	0.2	0	0	0	0	0	0																																																								
Francis, P	2	0	0	0	0	0	Nunez, 3B	0	0	0	0	0	0	Myers	1.0	2	0	0	0	3	0																																																								
Hawkins, P	0	0	0	0	0	0	Ruiz, C	3	0	1	0	0	1	<b>Totals</b>	<b>8.1</b>	<b>6</b>	<b>4</b>	<b>4</b>	<b>4</b>	<b>12</b>	<b>1</b>																																																								
Fuentes, P	0	0	0	0	0	0	Hamels, P	2	0	1	0	0	0																																																																
Sullivan, PH-CF	1	0	1	0	0	0	Gordon, P	0	0	0	0	0	0																																																																
<b>Totals</b>	<b>32</b>	<b>4</b>	<b>6</b>	<b>4</b>	<b>4</b>	<b>12</b>	Romero, P	0	0	0	0	0	0																																																																
							Iguchi, PH	0	0	0	0	1	0																																																																
							Myers, P	0	0	0	0	0	0																																																																
							<b>Totals</b>	<b>29</b>	<b>2</b>	<b>4</b>	<b>2</b>	<b>4</b>	<b>10</b>																																																																

Record Book

Game 2													Oct. 4, Citizens Bank Park													COL 10, PHI 5													2-0																																						
													<table border="1"> <tr> <td><b>FINAL</b></td> <td>1</td><td>2</td><td>3</td><td>4</td><td>5</td><td>6</td><td>7</td><td>8</td><td>9</td> <td>R</td><td>H</td><td>E</td> </tr> <tr> <td>COLORADO</td> <td>2</td><td>0</td><td>0</td><td>4</td><td>0</td><td>4</td><td>0</td><td>0</td><td>0</td> <td>10</td><td>12</td><td>1</td> </tr> <tr> <td>PHILADELPHIA</td> <td>1</td><td>2</td><td>0</td><td>0</td><td>0</td><td>1</td><td>1</td><td>0</td><td>0</td> <td>5</td><td>9</td><td>0</td> </tr> </table>													<b>FINAL</b>	1	2	3	4	5	6	7	8	9	R	H	E	COLORADO	2	0	0	4	0	4	0	0	0	10	12	1	PHILADELPHIA	1	2	0	0	0	1	1	0	0	5	9	0													
<b>FINAL</b>	1	2	3	4	5	6	7	8	9	R	H	E																																																																	
COLORADO	2	0	0	4	0	4	0	0	0	10	12	1																																																																	
PHILADELPHIA	1	2	0	0	0	1	1	0	0	5	9	0																																																																	
<b>Colorado</b>	<b>AB</b>	<b>R</b>	<b>H</b>	<b>BI</b>	<b>BB</b>	<b>K</b>	<b>Philadelphia</b>	<b>AB</b>	<b>R</b>	<b>H</b>	<b>BI</b>	<b>BB</b>	<b>K</b>	<b>Colorado</b>	<b>IP</b>	<b>H</b>	<b>R</b>	<b>ER</b>	<b>BB</b>	<b>SO</b>	<b>HR</b>																																																								
Matsui, 2B	5	2	3	5	0	0	Rollins, SS	5	1	2	4	0	0	Morales	3.0	3	3	3	2	3	1																																																								
Corpas, P	0	0	0	0	0	0	Utley, 2B	5	0	2	0	0	1	Fogg (W, 1-0)	2.0	1	0	0	0	1	0																																																								
Tulowitzki, SS	5	1	2	1	0	2	Burrell, LF	4	0	1	0	1	1	Affeldt	1.0	1	1	1	0	2	1																																																								
Holliday, LF	5	1	2	2	0	1	Howard, 1B	4	1	2	1	0	2	Speier	1.1	1	1	0	0	0	0																																																								
Helton, 1B	5	0	0	0	0	1	Rowand, CF	4	0	0	0	0	2	Fuentes	0.1	1	0	0	2	1	0																																																								
Atkins, 3B	5	1	1	0	0	0	Werth, RF	3	0	0	0	1	1	Corpas (S, 2)	1.1	2	0	0	0	1	0																																																								
Hawpe, RF	3	1	1	0	2	1	Helms, 3B	0	1	0	0	1	0	<b>Totals</b>	<b>8.0</b>	<b>9</b>	<b>5</b>	<b>4</b>	<b>4</b>	<b>8</b>	<b>2</b>																																																								
Spilborghs, CF	3	1	1	0	1	0	Dobbs, PH-3B	2	0	0	0	0	1	<b>Philadelphia</b>	<b>IP</b>	<b>H</b>	<b>R</b>	<b>ER</b>	<b>BB</b>	<b>SO</b>	<b>HR</b>																																																								
Speier, P	0	0	0	0	0	0	Iguchi, PH	0	0	0	0	1	0	Kendrick (L, 0-1)	3.2	5	5	5	2	2	2																																																								
Fuentes, P	0	0	0	0	0	0	Nunez, 3B	0	0	0	0	0	0	Lohse	1.1	1	1	1	0	1	1																																																								
Carroll, 2B	0	0	0	0	0	0	Ruiz, C	4	1	1	0	0	0	Mesa	0.1	1	3	3	2	0	0																																																								
Torrealba, C	3	2	1	2	1	0	Kendrick, P	1	0	0	0	0	0	Condrey	1.2	4	1	1	0	2	0																																																								
Morales, P	1	0	0	0	0	1	Lohse, P	0	0	0	0	0	0	Alfonseca	1.0	1	0	0	0	0	0																																																								
Smith, PH	1	1	1	0	0	0	Bourn, PH	1	0	0	0	0	0	Romero	1.0	0	0	0	0	1	0																																																								
Fogg, P	1	0	0	0	0	0	Mesa, P	0	0	0	0	0	0	<b>Totals</b>	<b>9.0</b>	<b>12</b>	<b>10</b>	<b>10</b>	<b>4</b>	<b>6</b>	<b>3</b>																																																								
Affeldt, P	0	0	0	0	0	0	Condrey, P	0	0	0	0	0	0																																																																
Sullivan, CF	1	0	0	0	0	0	Victorino, PH	1	1	1	0	0	0																																																																
<b>Totals</b>	<b>38</b>	<b>10</b>	<b>12</b>	<b>10</b>	<b>4</b>	<b>6</b>	Alfonseca, P	0	0	0	0	0	0																																																																
							Romero, P	0	0	0	0	0	0																																																																
							Coste, PH	1	0	0	0	0	0																																																																
							<b>Totals</b>	<b>35</b>	<b>5</b>	<b>9</b>	<b>5</b>	<b>4</b>	<b>8</b>																																																																

**(Rockies Postseason History, continued)**

Game 3		Oct. 6, Coors Field										COL 2, PHI 1										3-0										
<b>FINAL</b>																																
PHILADELPHIA		0	0	0	0	0	0	1	0	0	R		H		E																	
COLORADO		0	0	0	0	1	0	0	1	X	2		9		0																	
<b>Philadelphia</b>											<b>Colorado</b>											<b>Philadelphia</b>										
Rollins, SS	3	0	0	0	1	2	Matsui, 2B	3	0	2	1	1	0	Moyer	6.0	5	1	1	2	2	0											
Utley, 2B	2	0	0	0	2	0	Tulowitzki, SS	4	0	0	0	0	1	Gordon	1.1	1	0	0	1	2	0											
Burrell, LF	4	0	0	0	0	2	Holliday, LF	4	0	0	0	0	1	Romero (L, 0-1)	0.1	3	1	1	0	0	0											
Romero, P	0	0	0	0	0	0	Helton, 1B	3	0	0	0	1	0	Myers	0.1	0	0	0	0	0	0											
Myers, P	0	0	0	0	0	0	Atkins, 3B	4	1	1	0	0	0	<b>Totals</b>	<b>8.0</b>	<b>9</b>	<b>2</b>	<b>2</b>	<b>3</b>	<b>4</b>	<b>0</b>											
Howard, 1B	4	0	1	0	0	2	Hawpe, RF	4	0	2	0	0	1	<b>Colorado</b>																		
Rowand, CF	4	0	0	0	0	2	Spilborghs, CF	3	0	1	0	0	1	Jiménez	6.1	3	1	1	4	5	1											
Victorino, RF	4	1	1	1	0	0	Fuentes, P	0	0	0	0	0	0	Herges	0.2	0	0	0	0	0	0											
Ruiz, C	2	0	1	0	1	0	Baker, PH	1	0	1	1	0	0	Fuentes (W, 1-0)	1.0	0	0	0	0	2	0											
Nunez, 3B	2	0	0	0	0	0	Corpas, P	0	0	0	0	0	0	Corpas (S, 3)	1.0	0	0	0	0	1	0											
Dobbs, PH-3B	1	0	0	0	0	0	Torrealba, C	3	1	2	0	1	0	<b>Totals</b>	<b>9.0</b>	<b>3</b>	<b>1</b>	<b>1</b>	<b>4</b>	<b>8</b>	<b>1</b>											
Moyer, P	2	0	0	0	0	0	Jiménez, P	1	0	0	0	0	0																			
Iguchi, PH	1	0	0	0	0	0	Herges, P	0	0	0	0	0	0																			
Gordon, P	0	0	0	0	0	0	Smith, PH	1	0	0	0	0	0																			
Werth, LF	0	0	0	0	0	0	Sullivan, CF	0	0	0	0	0	0																			
<b>Totals</b>	<b>29</b>	<b>1</b>	<b>3</b>	<b>1</b>	<b>4</b>	<b>8</b>	<b>Totals</b>	<b>31</b>	<b>2</b>	<b>9</b>	<b>2</b>	<b>3</b>	<b>4</b>																			



The Rockies celebrate as they defeat the Phillies in a three-game sweep in the 2007 NLDS. It was the club's first-ever postseason series win.

**(Rockies Postseason History, continued)**

**2007 NL CHAMPIONSHIP SERIES STATS**

PLAYER	AVG	G	AB	R	H	TB	2B	3B	HR	RBI	SH	SF	HP	BB	IBB	SO	SB	CS	GIDP	E	SLG	OBP
Atkins,G	.143	4	14	0	2	2	0	0	0	0	0	0	0	2	1	2	0	0	0	0	.143	.250
Baker,J	.500	2	2	0	1	1	0	0	0	0	0	0	0	0	0	1	0	0	0	0	.500	.500
Carroll,J	.000	2	1	0	0	0	0	0	0	0	0	0	0	1	0	0	0	0	0	0	.000	.500
Hawpe,B	.333	4	12	2	4	4	0	0	0	2	0	0	0	5	0	3	0	0	0	0	.333	.529
Helton,T	.214	4	14	3	3	3	0	0	0	1	0	1	0	2	0	4	0	0	0	0	.214	.294
Holliday,M	.333	4	15	3	5	11	0	0	2	4	0	0	1	1	0	6	0	0	0	0	.733	.412
Iannetta,C	.000	0	0	0	0	0	0	0	0	0	0	0	0	0	0	0	0	0	0	0	.000	.000
Matsui,K	.235	4	17	2	4	4	0	0	0	2	1	0	0	1	0	5	1	0	0	1	.235	.278
Smith,S	.500	2	2	1	1	2	1	0	0	2	0	0	0	0	0	0	0	0	0	0	1.000	.500
Spilborghs,R	.500	2	2	1	1	1	0	0	0	0	0	0	0	0	0	0	0	0	0	0	.500	.500
Sullivan,C	.000	1	1	0	0	0	0	0	0	0	0	0	0	0	0	1	0	0	0	0	.000	.000
Taveras,W	.167	4	18	3	3	4	1	0	0	1	0	0	0	2	0	5	1	0	0	0	.222	.250
Torrealba,Y	.200	4	15	2	3	7	1	0	1	4	0	0	0	2	0	5	0	0	0	0	.467	.294
Tulowitzki,T	.188	4	16	1	3	3	0	0	0	0	0	0	0	1	0	5	0	0	1	0	.188	.235
Fogg,J	.000	1	1	0	0	0	0	0	0	0	0	0	0	1	0	0	0	0	0	0	.000	.500
Francis,J	.000	1	2	0	0	0	0	0	0	0	1	0	0	0	0	0	0	0	0	0	.000	.000
Jiménez,U	.000	1	2	0	0	0	0	0	0	0	0	0	0	0	0	2	0	0	0	0	.000	.000
Morales,F	.000	1	1	0	0	0	0	0	0	0	0	0	0	0	0	0	0	0	0	0	.000	.000
<b>COLORADO</b>	<b>.222</b>	<b>4</b>	<b>135</b>	<b>18</b>	<b>30</b>	<b>42</b>	<b>3</b>	<b>0</b>	<b>3</b>	<b>16</b>	<b>2</b>	<b>1</b>	<b>1</b>	<b>18</b>	<b>1</b>	<b>39</b>	<b>2</b>	<b>0</b>	<b>1</b>	<b>2</b>	<b>.311</b>	<b>.316</b>
<b>OPPONENTS</b>	<b>.254</b>	<b>4</b>	<b>142</b>	<b>8</b>	<b>36</b>	<b>51</b>	<b>7</b>	<b>1</b>	<b>2</b>	<b>8</b>	<b>0</b>	<b>0</b>	<b>4</b>	<b>8</b>	<b>1</b>	<b>28</b>	<b>0</b>	<b>2</b>	<b>4</b>	<b>3</b>	<b>.359</b>	<b>.312</b>

PITCHER	W-L	ERA	G	GS	CG	GF	SHO	SV	IP	H	R	ER	HR	HB	BB	IBB	SO	WP	BK	AVG
Affeldt,J	0-0	0.00	2	0	0	0	0	0	1.1	0	0	0	0	0	0	0	0	0	0	.000
Buchholz,T	0-0	---	0	0	0	0	0	0	0.0	0	0	0	0	0	0	0	0	0	0	.000
Corpas,M	1-0	1.69	4	0	0	3	0	2	5.1	3	1	1	0	1	0	0	3	0	0	.167
Fogg,J	1-0	1.50	1	1	0	0	0	0	6.0	7	1	1	1	0	1	0	3	0	0	.318
Francis,J	1-0	1.35	1	1	0	0	0	0	6.2	7	1	1	0	2	1	0	4	0	0	.292
Fuentes,B	0-0	7.36	4	0	0	0	0	0	3.2	7	3	3	1	0	0	0	6	0	0	.389
Hawkins,L	0-0	0.00	2	0	0	0	0	0	2.0	1	0	0	0	0	0	0	1	0	0	.125
Herges,M	1-0	0.00	3	0	0	0	0	0	3.0	1	0	0	0	0	1	0	2	0	0	.100
Jiménez,U	0-0	1.80	1	1	0	0	0	0	5.0	5	1	1	0	0	4	1	6	1	0	.263
Morales,F	0-0	2.25	1	1	0	0	0	0	4.0	5	1	1	0	1	1	0	2	0	0	.313
Redman,M	0-0	---	0	0	0	0	0	0	0.0	0	0	0	0	0	0	0	0	0	0	.000
Speier,R	0-0	0.00	1	0	0	1	0	1	1.0	0	0	0	0	0	0	0	1	0	0	.000
<b>COLORADO</b>	<b>4-0</b>	<b>1.89</b>	<b>4</b>	<b>4</b>	<b>0</b>	<b>4</b>	<b>0</b>	<b>3</b>	<b>38.0</b>	<b>36</b>	<b>8</b>	<b>8</b>	<b>2</b>	<b>4</b>	<b>8</b>	<b>1</b>	<b>28</b>	<b>1</b>	<b>0</b>	<b>.254</b>
<b>OPPONENTS</b>	<b>0-4</b>	<b>3.00</b>	<b>4</b>	<b>4</b>	<b>0</b>	<b>4</b>	<b>0</b>	<b>0</b>	<b>36.0</b>	<b>30</b>	<b>18</b>	<b>12</b>	<b>3</b>	<b>1</b>	<b>18</b>	<b>1</b>	<b>39</b>	<b>3</b>	<b>0</b>	<b>.222</b>

Record Book



*The Rockies hoist the NL Championship trophy after sweeping the Arizona Diamondbacks in four games.*

**(Rockies Postseason History, continued)**

**2007 NLCS GAME-BY-GAME STATS**

Game 1	Oct. 11, Chase Field										COL 5, ARI 1										1-0	
<b>FINAL</b>																						
COLORADO 0 1 3 0 0 0 1 0 0 5 8 0																						
ARIZONA 1 0 0 0 0 0 0 0 0 1 9 1																						
<b>Colorado</b>	<b>AB</b>	<b>R</b>	<b>H</b>	<b>BI</b>	<b>BB</b>	<b>K</b>	<b>Arizona</b>	<b>AB</b>	<b>R</b>	<b>H</b>	<b>BI</b>	<b>BB</b>	<b>K</b>	<b>Colorado</b>	<b>IP</b>	<b>H</b>	<b>R</b>	<b>ER</b>	<b>BB</b>	<b>SO</b>	<b>HR</b>	
Taveras, CF	5	1	1	0	0	2	Young, CF	2	0	0	0	2	0	Francis (W, 1-0)	6.2	7	1	1	1	4	0	
Corpas, P	0	0	0	0	0	0	Drew, SS	4	1	1	0	0	1	Herges	0.0	0	0	0	1	0	0	
Matsui, 2B	5	1	1	0	0	2	Byrnes, LF	4	0	2	1	0	1	Affeldt	0.1	0	0	0	0	0	0	
Holliday, LF	3	1	1	0	1	1	Jackson, 1B	4	0	1	0	0	0	Fuentes	1.0	1	0	0	0	2	0	
Helton, 1B	4	1	1	0	0	0	Reynolds, 3B	3	0	0	0	0	0	Corpas	1.0	1	0	0	0	0	0	
Atkins, 3B	3	0	1	0	1	0	Snyder, C	4	0	1	0	0	2	<b>Totals</b>	<b>9.0</b>	<b>9</b>	<b>1</b>	<b>1</b>	<b>2</b>	<b>6</b>	<b>0</b>	
Hawpe, RF	3	0	2	2	1	1	Upton, RF	2	0	0	0	0	1	<b>Arizona</b>	<b>IP</b>	<b>H</b>	<b>R</b>	<b>ER</b>	<b>BB</b>	<b>SO</b>	<b>HR</b>	
Tulowitzki, SS	4	0	1	0	0	1	Salazar, PH	1	0	0	0	0	0	Webb (L, 0-1)	6.0	7	4	4	2	4	0	
Torrealba, C	3	1	0	0	1	2	Ojeda, 2B	4	0	1	0	0	1	Cruz	0.2	0	1	0	2	1	0	
Francis, P	2	0	0	0	0	0	Webb, P	2	0	1	0	0	1	Slaten	0.1	0	0	0	0	0	0	
Herges, P	0	0	0	0	0	0	Cruz, P	0	0	0	0	0	0	Nippert	1.0	1	0	0	0	2	0	
Affeldt, P	0	0	0	0	0	0	Slaten, P	0	0	0	0	0	0	Pena	1.0	0	0	0	0	3	0	
Fuentes, P	0	0	0	0	0	0	Cirillo, PH	1	0	1	0	0	0	<b>Totals</b>	<b>9.0</b>	<b>8</b>	<b>5</b>	<b>4</b>	<b>4</b>	<b>10</b>	<b>0</b>	
Sullivan, PH-CF	1	0	0	0	0	1	Nippert, P	0	0	0	0	0	0	Pena, P	0	0	0	0	0	0	0	
<b>Totals</b>	<b>33</b>	<b>5</b>	<b>8</b>	<b>3</b>	<b>4</b>	<b>10</b>	Pena, P	0	0	0	0	0	0	Montero, PH	1	0	1	0	0	0	0	
							<b>Totals</b>	<b>32</b>	<b>1</b>	<b>9</b>	<b>1</b>	<b>2</b>	<b>6</b>									

Game 2	Oct. 12, Chase Field										COL 3, ARI 2 (11 inn.)										2-0
<b>FINAL</b>																					
COLORADO 0 1 0 0 1 0 0 0 0 0 0 1 3 7 1																					
ARIZONA 0 0 1 0 0 0 0 0 0 1 0 0 2 9 1																					
<b>Colorado</b>	<b>AB</b>	<b>R</b>	<b>H</b>	<b>BI</b>	<b>BB</b>	<b>K</b>	<b>Arizona</b>	<b>AB</b>	<b>R</b>	<b>H</b>	<b>BI</b>	<b>BB</b>	<b>K</b>	<b>Colorado</b>	<b>IP</b>	<b>H</b>	<b>R</b>	<b>ER</b>	<b>BB</b>	<b>SO</b>	<b>HR</b>
Taveras, CF	4	1	1	1	2	1	Young, CF	4	1	1	1	1	3	Jiménez	5.0	5	1	1	4	6	0
Speier, P	0	0	0	0	0	0	Drew, SS	4	0	1	0	1	0	Herges	1.0	1	0	0	0	0	0
Matsui, 2B	4	0	1	0	1	1	Byrnes, LF	5	0	1	1	0	0	Hawkins	1.0	1	0	0	0	1	0
Holliday, LF	5	0	0	0	0	3	Clark, 1B	4	0	2	0	1	0	Fuentes	1.0	1	0	0	0	2	0
Helton, 1B	4	1	0	1	0	1	Reynolds, 3B	5	0	1	0	0	2	Corpas (W, 1-0)	2.0	1	1	1	0	2	0
Atkins, 3B	4	0	1	0	0	1	Salazar, RF	3	0	0	0	0	1	Speier (S, 1)	1.0	0	0	0	0	1	0
Corpas, P	0	0	0	0	0	0	Upton, PH-RF	2	0	0	0	0	2	<b>Totals</b>	<b>11.0</b>	<b>9</b>	<b>2</b>	<b>2</b>	<b>4</b>	<b>12</b>	<b>0</b>
Spilborghs, PH-CF	1	1	1	0	0	0	Snyder, C	4	0	1	0	1	2	<b>Arizona</b>	<b>IP</b>	<b>H</b>	<b>R</b>	<b>ER</b>	<b>BB</b>	<b>SO</b>	<b>HR</b>
Tulowitzki, SS	5	0	1	0	0	1	Ojeda, 2B	5	0	1	0	0	2	Davis	5.0	5	2	1	4	5	0
Hawpe, RF	3	0	1	0	2	0	Davis, P	1	1	1	0	0	0	Cruz	1.0	0	0	0	0	1	0
Torrealba, C	4	0	1	1	1	2	Callaspo, PH	1	0	0	0	0	0	Pena	2.0	1	0	0	0	3	0
Jiménez, P	2	0	0	0	0	2	Cruz, P	0	0	0	0	0	0	Lyon	1.0	0	0	0	0	1	0
Smith, PH	1	0	0	0	0	0	Jackson, PH	1	0	0	0	0	0	Valverde (L, 0-1)	1.2	1	1	1	3	2	0
Herges, P	0	0	0	0	0	0	Pena, P	0	0	0	0	0	0	Slaten	0.1	0	0	0	0	0	0
Hawkins, P	0	0	0	0	0	0	Lyon, P	0	0	0	0	0	0	<b>Totals</b>	<b>11.0</b>	<b>7</b>	<b>3</b>	<b>2</b>	<b>7</b>	<b>12</b>	<b>0</b>
Fuentes, P	0	0	0	0	0	0	Montero, PH	1	0	0	0	0	0								
Carroll, PH-3B	1	0	0	0	1	0	Valverde, P	0	0	0	0	0	0								
<b>Totals</b>	<b>38</b>	<b>3</b>	<b>7</b>	<b>3</b>	<b>7</b>	<b>12</b>	Slaten, P	0	0	0	0	0	0								
							Owings, PH	1	0	0	0	0	0								
							<b>Totals</b>	<b>41</b>	<b>2</b>	<b>9</b>	<b>2</b>	<b>4</b>	<b>12</b>								



**(Rockies Postseason History, continued)**

Game 3		Oct. 14, Coors Field										COL 4, ARI 1		3-0							
<b>FINAL</b>																					
ARIZONA 0 0 0 1 0 0 0 0 0 0 0 1 8 0																					
COLORADO 1 0 0 0 0 3 0 0 X 4 9 0																					
<b>Arizona</b>	<b>AB</b>	<b>R</b>	<b>H</b>	<b>BI</b>	<b>BB</b>	<b>K</b>	<b>Colorado</b>	<b>AB</b>	<b>R</b>	<b>H</b>	<b>BI</b>	<b>BB</b>	<b>K</b>	<b>Arizona</b>	<b>IP</b>	<b>H</b>	<b>R</b>	<b>ER</b>	<b>BB</b>	<b>SO</b>	<b>HR</b>
Young, CF	3	0	1	0	1	1	Taveras, CF	5	0	0	0	0	1	Hernandez (L, 0-1)	5.2	8	4	4	2	4	2
Drew, SS	4	0	2	0	0	1	Matsui, 2B	4	0	1	0	0	0	Pena	0.1	0	0	0	0	0	1
Byrnes, LF	4	0	0	0	0	1	Holliday, LF	4	1	2	1	0	1	Slaten	0.2	1	0	0	2	1	0
Clark, 1B	4	0	0	0	0	0	Helton, 1B	3	1	1	0	1	2	Nippert	1.1	0	0	0	0	0	0
Reynolds, 3B	4	1	1	1	0	1	Atkins, 3B	3	0	0	0	1	0	<b>Totals</b>	<b>8.0</b>	<b>9</b>	<b>4</b>	<b>4</b>	<b>4</b>	<b>5</b>	<b>3</b>
Salazar, RF	2	0	1	0	0	0	Hawpe, RF	3	1	1	0	1	1	<b>Colorado</b>	<b>IP</b>	<b>H</b>	<b>R</b>	<b>ER</b>	<b>BB</b>	<b>SO</b>	<b>HR</b>
Upton, PH-RF	2	0	0	0	0	0	Tulowitzki, SS	4	0	1	0	0	1	Fogg (W, 1-0)	6.0	7	1	1	1	3	1
Montero, C	3	0	1	0	0	0	Torrealba, C	4	1	2	3	0	0	Affeldt	1.0	0	0	0	0	0	0
Ojeda, 2B	3	0	0	0	0	0	Fogg, P	1	0	0	0	1	0	Fuentes	1.0	1	0	0	0	1	0
Nippert, P	0	0	0	0	0	0	Baker, PH	1	0	1	0	0	0	Corpas (S, 1)	1.0	0	0	0	0	0	0
Hernandez, P	2	0	1	0	0	0	Affeldt, P	0	0	0	0	0	0	<b>Totals</b>	<b>9.0</b>	<b>8</b>	<b>1</b>	<b>1</b>	<b>1</b>	<b>4</b>	<b>1</b>
Pena, P	0	0	0	0	0	0	Fuentes, P	0	0	0	0	0	0								
Slaten, P	0	0	0	0	0	0	Spilborghs, PH	1	0	0	0	0	0								
Cirillo, 2B	1	0	1	0	0	0	Corpas, P	0	0	0	0	0	0								
<b>Totals</b>	<b>32</b>	<b>1</b>	<b>8</b>	<b>1</b>	<b>1</b>	<b>4</b>	<b>Totals</b>	<b>33</b>	<b>4</b>	<b>9</b>	<b>4</b>	<b>4</b>	<b>6</b>								

Game 4		Oct. 15, Coors Field										COL 6, ARI 4		4-0								
<b>FINAL</b>																						
ARIZONA 0 0 1 0 0 0 0 3 0 4 10 1																						
COLORADO 0 0 0 6 0 0 0 0 X 6 6 1																						
<b>Arizona</b>	<b>AB</b>	<b>R</b>	<b>H</b>	<b>BI</b>	<b>BB</b>	<b>K</b>	<b>Colorado</b>	<b>AB</b>	<b>R</b>	<b>H</b>	<b>BI</b>	<b>BB</b>	<b>K</b>	<b>Arizona</b>	<b>IP</b>	<b>H</b>	<b>R</b>	<b>ER</b>	<b>BB</b>	<b>SO</b>	<b>HR</b>	
Young, CF	5	0	2	0	0	1	Taveras, CF	4	1	1	0	0	1	Owings (L, 0-1)	3.2	6	6	2	2	2	1	
Drew, SS	5	1	1	0	0	0	Matsui, 2B	4	1	1	1	0	2	Cruz	2.1	0	0	0	1	6	0	
Byrnes, LF	4	0	0	0	1	1	Holliday, LF	3	1	2	3	0	1	Lyon	2.0	0	0	0	0	3	0	
Jackson, 1B	4	1	2	1	0	0	Helton, 1B	3	0	1	0	1	1	<b>Totals</b>	<b>8.0</b>	<b>6</b>	<b>6</b>	<b>2</b>	<b>3</b>	<b>11</b>	<b>1</b>	
Reynolds, 3B	4	0	0	0	0	2	Atkins, 3B	4	0	0	0	0	1	<b>Colorado</b>	<b>IP</b>	<b>H</b>	<b>R</b>	<b>ER</b>	<b>BB</b>	<b>SO</b>	<b>HR</b>	
Snyder, C	4	1	2	3	0	0	Corpas, P	0	0	0	0	0	0	Morales	4.0	5	1	1	1	2	0	
Upton, RF	3	0	2	0	0	0	Hawpe, RF	3	1	0	0	1	1	Herges (W, 1-0)	2.0	0	0	0	0	2	0	
Cirillo, 2B	3	0	0	0	0	0	Tulowitzki, SS	3	1	0	0	1	2	Hawkins	1.0	0	0	0	0	0	0	
Clark, PH	1	0	0	0	0	1	Torrealba, C	4	0	0	0	1	0	Fuentes	0.2	4	3	3	0	1	1	
Ojeda, 2B	0	0	0	0	0	0	Morales, P	1	0	0	0	0	0	Corpas (S, 2)	1.1	1	0	0	0	1	0	
Owings, P	2	1	1	0	0	1	Smith, PH	1	1	1	2	0	0	<b>Totals</b>	<b>9.0</b>	<b>10</b>	<b>4</b>	<b>4</b>	<b>1</b>	<b>6</b>	<b>1</b>	
Cruz, P	0	0	0	0	0	0	Herges, P	0	0	0	0	0	0									
Callaspo, PH	1	0	0	0	0	0	Baker, PH	1	0	0	0	1	1									
Lyon, P	0	0	0	0	0	0	Hawkins, P	0	0	0	0	0	0									
Salazar, PH	1	0	0	0	0	0	Fuentes, P	0	0	0	0	0	0									
<b>Totals</b>	<b>37</b>	<b>4</b>	<b>10</b>	<b>4</b>	<b>1</b>	<b>6</b>	<b>Carroll, 3B</b>	<b>0</b>	<b>0</b>	<b>0</b>	<b>0</b>	<b>0</b>	<b>0</b>									
							<b>Totals</b>	<b>31</b>	<b>6</b>	<b>6</b>	<b>6</b>	<b>3</b>	<b>11</b>									

Record Book

**(Rockies Postseason History, continued)**

**2007 WORLD SERIES STATS**

PLAYER	AVG	G	AB	R	H	TB	2B	3B	HR	RBI	SH	SF	HP	BB	IBB	SO	SB	CS	GIDP	E	SLG	OBP
Atkins,G	.154	4	13	3	2	6	1	0	1	2	0	0	1	3	0	2	0	0	0	0	.462	.353
Baker,J	.000	1	1	0	0	0	0	0	0	0	0	0	0	0	0	0	0	0	0	0	.000	.000
Carroll,J	.000	1	1	0	0	0	0	0	0	0	0	0	0	0	0	0	0	0	0	0	.000	.000
Hawpe,B	.250	4	16	1	4	9	0	1	1	2	0	0	0	1	0	8	0	0	0	0	.563	.294
Helton,T	.333	4	15	2	5	7	2	0	0	1	0	0	0	2	0	3	0	0	0	0	.467	.412
Holliday,M	.294	4	17	1	5	8	0	0	1	3	0	0	0	0	0	3	0	0	1	0	.471	.294
Iannetta,C	.000	0	0	0	0	0	0	0	0	0	0	0	0	0	0	0	0	0	0	0	.000	.000
Matsui,K	.294	4	17	1	5	6	1	0	0	0	0	0	0	0	0	5	1	0	0	0	.353	.294
Smith,S	.500	2	2	0	1	1	0	0	0	0	0	0	0	0	0	1	0	0	0	0	.500	.500
Spilborghs,R	.000	4	10	0	0	0	0	0	0	0	0	0	0	2	0	4	0	0	0	0	.000	.167
Sullivan,C	.333	2	3	0	1	1	0	0	0	0	0	0	0	0	0	0	0	0	0	0	.333	.333
Taveras,W	.000	3	8	1	0	0	0	0	0	0	0	0	1	0	0	3	0	0	0	0	.000	.111
Torrealba,Y	.143	4	14	0	2	2	0	0	0	1	1	0	0	0	0	1	0	0	1	0	.143	.143
Tulowitzki,T	.231	4	13	1	3	5	2	0	0	1	0	0	0	2	0	5	0	0	0	0	.385	.333
Cook,A	.500	1	2	0	1	1	0	0	0	0	0	0	0	0	0	0	0	0	0	0	.500	.500
Morales,F	.000	2	1	0	0	0	0	0	0	0	0	0	0	0	0	1	0	0	0	0	.000	.000
<b>COLORADO</b>	<b>.218</b>	<b>4</b>	<b>133</b>	<b>10</b>	<b>29</b>	<b>46</b>	<b>6</b>	<b>1</b>	<b>3</b>	<b>10</b>	<b>1</b>	<b>0</b>	<b>2</b>	<b>10</b>	<b>0</b>	<b>36</b>	<b>1</b>	<b>0</b>	<b>2</b>	<b>0</b>	<b>.346</b>	<b>.283</b>
<b>OPPONENTS</b>	<b>.333</b>	<b>4</b>	<b>141</b>	<b>29</b>	<b>47</b>	<b>74</b>	<b>18</b>	<b>0</b>	<b>3</b>	<b>29</b>	<b>2</b>	<b>2</b>	<b>1</b>	<b>19</b>	<b>3</b>	<b>20</b>	<b>2</b>	<b>0</b>	<b>3</b>	<b>2</b>	<b>.525</b>	<b>.411</b>
DH	.000	4	5	0	0	0	0	0	0	0	0	0	0	1	0	3	0	0	0	0	.000	.167

PITCHER	W-L	ERA	G	GS	CG	GF	SHO	SV	IP	H	R	ER	HR	HB	BB	IBB	SO	WP	BK	AVG
Affeldt,J	0-0	0.00	4	0	0	0	0	0	3.0	2	0	0	0	0	1	0	2	0	0	.200
Buchholz,T	0-0	---	0	0	0	0	0	0	0.0	0	0	0	0	0	0	0	0	0	0	.000
Cook,A	0-1	4.50	1	1	0	0	0	0	6.0	6	3	3	1	0	0	0	2	0	0	.261
Corpas,M	0-0	0.00	2	0	0	2	0	0	1.2	1	0	0	0	0	0	1	0	0	0	.167
Fogg,J	0-1	20.25	1	1	0	0	0	0	2.2	10	6	6	0	0	2	1	2	0	0	.588
Francis,J	0-1	13.50	1	1	0	0	0	0	4.0	10	6	6	1	0	3	2	3	0	0	.455
Fuentes,B	0-0	9.82	3	0	0	0	0	0	3.2	6	4	4	1	0	2	0	1	0	0	.375
Hawkins,L	0-0	4.50	2	0	0	2	0	0	2.0	1	1	1	0	0	0	0	2	0	0	.200
Herges,M	0-0	0.00	3	0	0	0	0	0	3.1	1	0	0	0	0	2	0	4	0	0	.100
Jiménez,U	0-1	3.86	1	1	0	0	0	0	4.2	3	2	2	0	1	5	0	2	0	0	.188
Morales,F	0-0	21.00	2	0	0	0	0	0	3.0	7	7	7	0	0	1	0	1	0	1	.438
Redman,M	0-0	---	0	0	0	0	0	0	0.0	0	0	0	0	0	0	0	0	0	0	.000
Speier,R	0-0	---	1	0	0	0	0	0	0.0	0	0	0	0	0	3	0	0	0	0	.000
<b>COLORADO</b>	<b>0-4</b>	<b>7.68</b>	<b>4</b>	<b>4</b>	<b>0</b>	<b>4</b>	<b>0</b>	<b>0</b>	<b>34.0</b>	<b>47</b>	<b>29</b>	<b>29</b>	<b>3</b>	<b>1</b>	<b>19</b>	<b>3</b>	<b>20</b>	<b>0</b>	<b>1</b>	<b>.333</b>
<b>OPPONENTS</b>	<b>4-0</b>	<b>2.50</b>	<b>4</b>	<b>4</b>	<b>0</b>	<b>4</b>	<b>0</b>	<b>3</b>	<b>36.0</b>	<b>29</b>	<b>10</b>	<b>10</b>	<b>3</b>	<b>2</b>	<b>10</b>	<b>0</b>	<b>36</b>	<b>0</b>	<b>1</b>	<b>.218</b>

Record Book



**(Rockies Postseason History, continued)**

**2007 WORLD SERIES GAME-BY-GAME STATS**

Game 1		Oct. 24, Fenway Park										BOS 13, COL 1										0-1
<b>FINAL</b>																						
COLORADO 0 1 0																						
BOSTON 3 1 0 2 7 0 0 0 X 13 17 0																						
<b>Colorado</b>																						
Taveras, CF	AB	R	H	BI	BB	K	<b>Boston</b>						<b>Colorado</b>									
Matsui, 2B	4	0	0	0	0	2	Pedroia, 2B	5	1	1	2	1	0	Francis (L, 0-1)	IP	H	R	ER	BB	SO	HR	
Holliday, LF	4	0	0	0	0	2	Youkilis, 1B	5	3	2	1	1	1	Morales	0.2	6	7	7	1	0	0	
Helton, 1B	4	0	2	0	0	1	Ortiz, DH	5	2	3	2	0	0	Speier	0.0	0	0	0	3	0	0	
Atkins, 3B	4	1	1	0	0	1	Hinske, PH-DH	1	0	0	0	0	1	Herges	1.1	0	0	0	1	1	0	
Hawpe, RF	4	0	0	0	0	4	Ramirez, LF	4	3	3	2	1	0	Affeldt	1.0	1	0	0	0	0	0	
Tulowitzki, SS	3	0	2	1	0	0	Crisp, CF	1	0	0	0	0	0	Hawkins	1.0	0	0	0	0	2	0	
Torrealba, C	3	0	0	0	0	1	Lowell, 3B	3	1	1	0	2	0	<b>Totals</b>	<b>8.0</b>	<b>17</b>	<b>13</b>	<b>13</b>	<b>8</b>	<b>6</b>	<b>1</b>	
Spilborghs, DH	2	0	0	0	1	0	Varitek, C	4	1	2	2	1	2	<b>Boston</b>	<b>IP</b>	<b>H</b>	<b>R</b>	<b>ER</b>	<b>BB</b>	<b>SO</b>	<b>HR</b>	
<b>Totals</b>	<b>32</b>	<b>1</b>	<b>6</b>	<b>1</b>	<b>1</b>	<b>12</b>	Drew, RF	5	1	2	2	0	1	Beckett (W, 1-0)	7.0	6	1	1	1	12	0	
							Lugo, SS	4	0	3	1	1	0	Timlin	1.0	0	0	0	0	2	0	
							Cora, SS	0	0	0	0	0	0	Gagne	1.0	0	0	0	0	2	0	
							Ellsbury, CF-LF	4	1	0	1	1	1	<b>Totals</b>	<b>9.0</b>	<b>6</b>	<b>1</b>	<b>1</b>	<b>1</b>	<b>12</b>	<b>0</b>	
							<b>Totals</b>	<b>41</b>	<b>13</b>	<b>17</b>	<b>13</b>	<b>8</b>	<b>6</b>									

Game 2		Oct. 25, Fenway Park										BOS 2, COL 1										0-2
<b>FINAL</b>																						
COLORADO 1 0																						
BOSTON 0 0 0 1 1 0 0 0 X 2 6 1																						
<b>Colorado</b>																						
Taveras, CF	AB	R	H	BI	BB	K	<b>Boston</b>						<b>Colorado</b>									
Matsui, 2B	4	0	0	0	0	2	Pedroia, 2B	4	0	1	0	1	0	Jiménez (L, 0-1)	IP	H	R	ER	BB	SO	HR	
Holliday, LF	4	0	4	0	0	0	Youkilis, 1B	3	0	0	0	2	0	Affeldt	0.0	0	0	0	1	0	0	
Helton, 1B	3	0	0	1	1	1	Ortiz, DH	3	1	0	0	1	1	Herges	1.0	1	0	0	1	0	0	
Atkins, 3B	4	0	0	0	0	0	Ramirez, LF	4	0	1	0	0	0	Fuentes	2.0	1	0	0	0	1	0	
Hawpe, RF	4	0	1	0	0	2	Lowell, 3B	3	1	1	1	1	0	Corpas	0.1	1	0	0	0	0	0	
Tulowitzki, SS	2	0	0	0	1	1	Drew, RF	2	0	2	0	1	0	<b>Totals</b>	<b>8.0</b>	<b>6</b>	<b>2</b>	<b>2</b>	<b>7</b>	<b>3</b>	<b>0</b>	
Torrealba, C	2	0	0	0	0	0	Varitek, C	3	0	0	1	0	2	<b>Boston</b>	<b>IP</b>	<b>H</b>	<b>R</b>	<b>ER</b>	<b>BB</b>	<b>SO</b>	<b>HR</b>	
Spilborghs, DH	3	0	0	0	0	3	Ellsbury, CF	3	0	1	0	1	0	Schilling (W, 1-0)	5.1	4	1	1	2	4	0	
<b>Totals</b>	<b>29</b>	<b>1</b>	<b>5</b>	<b>1</b>	<b>2</b>	<b>10</b>	Lugo, SS	3	0	0	0	0	0	Okajima	2.1	0	0	0	0	4	0	
							<b>Totals</b>	<b>28</b>	<b>2</b>	<b>6</b>	<b>2</b>	<b>7</b>	<b>3</b>	Papelbon (S, 1)	1.1	1	0	0	0	2	0	
														<b>Totals</b>	<b>9.0</b>	<b>5</b>	<b>1</b>	<b>1</b>	<b>2</b>	<b>10</b>	<b>0</b>	

Game 3		Oct. 27, Coors Field										BOS 10, COL 5										0-3
<b>FINAL</b>																						
BOSTON 0 0 6 0 0 0 0 3 1 10 15 1																						
COLORADO 0 0 0 0 0 2 3 0 0 5 11 0																						
<b>Boston</b>																						
Ellsbury, CF-RF	AB	R	H	BI	BB	K	<b>Colorado</b>						<b>Boston</b>									
Pedroia, 2B	5	2	4	2	0	0	Matsui, 2B	5	1	3	0	0	1	Matsuzaka (W, 1-0)	IP	H	R	ER	BB	SO	HR	
Papelbon, P	0	0	0	0	0	0	Tulowitzki, SS	4	1	1	0	1	1	Lopez	0.0	2	0	0	0	0	0	
Ortiz, 1B	4	1	1	1	0	2	Holliday, LF	5	1	1	3	0	0	Timlin	0.2	2	2	2	0	0	0	
Youkilis, 1B	1	0	0	0	0	0	Helton, 1B	4	1	1	0	1	1	Okajima	1.0	2	1	1	0	2	1	
Ramirez, LF	4	0	0	0	1	1	Atkins, 3B	2	1	0	0	2	1	Delcarmen	0.2	1	0	0	1	0	0	
Lowell, 3B	5	2	2	2	0	1	Hawpe, RF	5	0	2	1	0	2	Papelbon (S, 2)	1.1	1	0	0	0	0	0	
Drew, RF	4	0	1	0	0	1	Torrealba, C	5	0	2	1	0	0	<b>Totals</b>	<b>9.0</b>	<b>11</b>	<b>5</b>	<b>5</b>	<b>4</b>	<b>7</b>	<b>1</b>	
Okajima, P	0	0	0	0	0	0	Sullivan, CF	2	0	0	0	0	0	<b>Colorado</b>	<b>IP</b>	<b>H</b>	<b>R</b>	<b>ER</b>	<b>BB</b>	<b>SO</b>	<b>HR</b>	
Delcarmen, P	0	0	0	0	0	0	Spilborghs, PH-CF	2	0	0	0	0	0	Fogg (L, 0-1)	2.2	10	6	6	2	2	0	
Cora, 2B	0	0	0	0	0	0	Fogg, P	0	0	0	0	0	0	Morales	2.1	1	0	0	0	1	0	
Varitek, C	4	1	1	1	0	1	Morales, P	1	0	0	0	0	1	Affeldt	1.0	0	0	0	0	1	0	
Lugo, SS	3	2	1	0	2	0	Smith, PH	1	0	1	0	0	0	Herges	1.0	0	0	0	0	3	0	
Matsuzaka, P	3	0	1	2	0	1	Affeldt, P	0	0	0	0	0	0	Fuentes	1.0	3	3	3	1	0	0	
Lopez, P	0	0	0	0	0	0	Baker, PH	1	0	0	0	0	0	Hawkins	1.0	1	1	1	0	0	0	
Timlin, P	0	0	0	0	0	0	Herges, P	0	0	0	0	0	0	<b>Totals</b>	<b>9.0</b>	<b>15</b>	<b>10</b>	<b>10</b>	<b>3</b>	<b>7</b>	<b>0</b>	
Crisp, CF	1	1	1	0	0	0	Fuentes, P	0	0	0	0	0	0									
<b>Totals</b>	<b>39</b>	<b>10</b>	<b>15</b>	<b>10</b>	<b>3</b>	<b>7</b>	Taveras, PH	1	0	0	0	0	0									
							Hawkins, P	0	0	0	0	0	0									
							<b>Totals</b>	<b>38</b>	<b>5</b>	<b>11</b>	<b>5</b>	<b>4</b>	<b>7</b>									

Record Book

**(Rockies Postseason History, continued)**

Game 4		Oct. 28, Coors Field										BOS 4, COL 3							0-4																																																																																																																																																																																																																																																																																																																																																																																																							
<b>FINAL</b>																																																																																																																																																																																																																																																																																																																																																																																																																										
BOSTON																																																																																																																																																																																																																																																																																																																																																																																																																										
COLORADO																																																																																																																																																																																																																																																																																																																																																																																																																										
<table border="0" style="width: 100%; border-collapse: collapse;"> <tr> <td style="width: 15%;"><b>Boston</b></td> <td style="width: 5%;"><b>AB</b></td> <td style="width: 5%;"><b>R</b></td> <td style="width: 5%;"><b>H</b></td> <td style="width: 5%;"><b>BI</b></td> <td style="width: 5%;"><b>BB</b></td> <td style="width: 5%;"><b>K</b></td> <td style="width: 15%;"><b>Colorado</b></td> <td style="width: 5%;"><b>AB</b></td> <td style="width: 5%;"><b>R</b></td> <td style="width: 5%;"><b>H</b></td> <td style="width: 5%;"><b>BI</b></td> <td style="width: 5%;"><b>BB</b></td> <td style="width: 5%;"><b>K</b></td> <td style="width: 15%;"><b>Boston</b></td> <td style="width: 5%;"><b>IP</b></td> <td style="width: 5%;"><b>H</b></td> <td style="width: 5%;"><b>R</b></td> <td style="width: 5%;"><b>ER</b></td> <td style="width: 5%;"><b>BB</b></td> <td style="width: 5%;"><b>SO</b></td> <td style="width: 5%;"><b>HR</b></td> </tr> <tr> <td>Ellsbury, CF-LF</td> <td>4</td> <td>1</td> <td>2</td> <td>0</td> <td>0</td> <td>1</td> <td>Matsui, 2B</td> <td>4</td> <td>0</td> <td>1</td> <td>0</td> <td>0</td> <td>1</td> <td>Lester (W, 1-0)</td> <td>5.2</td> <td>3</td> <td>0</td> <td>0</td> <td>3</td> <td>3</td> <td>0</td> </tr> <tr> <td>Pedroia, 2B</td> <td>4</td> <td>0</td> <td>0</td> <td>0</td> <td>0</td> <td>0</td> <td>Corpas, P</td> <td>0</td> <td>0</td> <td>0</td> <td>0</td> <td>0</td> <td>0</td> <td>Delcarmen</td> <td>0.2</td> <td>2</td> <td>1</td> <td>1</td> <td>0</td> <td>1</td> <td>1</td> </tr> <tr> <td>Ortiz, 1B</td> <td>3</td> <td>0</td> <td>1</td> <td>1</td> <td>1</td> <td>0</td> <td>Smith, PH</td> <td>1</td> <td>0</td> <td>0</td> <td>0</td> <td>0</td> <td>1</td> <td>Timlin</td> <td>0.2</td> <td>0</td> <td>0</td> <td>0</td> <td>0</td> <td>2</td> <td>0</td> </tr> <tr> <td>Crisp, PR-CF</td> <td>0</td> <td>0</td> <td>0</td> <td>0</td> <td>0</td> <td>0</td> <td>Tulowitzki, SS</td> <td>4</td> <td>0</td> <td>0</td> <td>0</td> <td>0</td> <td>3</td> <td>Okajima</td> <td>0.1</td> <td>2</td> <td>2</td> <td>2</td> <td>0</td> <td>0</td> <td>1</td> </tr> <tr> <td>Ramirez, LF</td> <td>4</td> <td>0</td> <td>0</td> <td>0</td> <td>0</td> <td>1</td> <td>Holliday, LF</td> <td>4</td> <td>0</td> <td>0</td> <td>0</td> <td>0</td> <td>1</td> <td>Papelbon (S, 3)</td> <td>1.2</td> <td>0</td> <td>0</td> <td>0</td> <td>0</td> <td>1</td> <td>0</td> </tr> <tr> <td>Okajima, P</td> <td>0</td> <td>0</td> <td>0</td> <td>0</td> <td>0</td> <td>0</td> <td>Helton, 1B</td> <td>4</td> <td>1</td> <td>2</td> <td>0</td> <td>0</td> <td>0</td> <td><b>Totals</b></td> <td><b>9.0</b></td> <td><b>7</b></td> <td><b>3</b></td> <td><b>3</b></td> <td><b>3</b></td> <td><b>7</b></td> <td><b>2</b></td> </tr> <tr> <td>Papelbon, P</td> <td>0</td> <td>0</td> <td>0</td> <td>0</td> <td>0</td> <td>0</td> <td>Atkins, 3B</td> <td>3</td> <td>1</td> <td>1</td> <td>2</td> <td>1</td> <td>0</td> <td><b>Colorado</b></td> <td><b>IP</b></td> <td><b>H</b></td> <td><b>R</b></td> <td><b>ER</b></td> <td><b>BB</b></td> <td><b>SO</b></td> <td><b>HR</b></td> </tr> <tr> <td>Lowell, 3B</td> <td>4</td> <td>2</td> <td>2</td> <td>1</td> <td>0</td> <td>0</td> <td>Spilborghs, CF</td> <td>3</td> <td>0</td> <td>0</td> <td>0</td> <td>1</td> <td>1</td> <td>Cook (L, 0-1)</td> <td>6.0</td> <td>6</td> <td>3</td> <td>3</td> <td>0</td> <td>2</td> <td>1</td> </tr> <tr> <td>Drew, RF</td> <td>4</td> <td>0</td> <td>0</td> <td>0</td> <td>0</td> <td>1</td> <td>Hawpe, RF</td> <td>3</td> <td>1</td> <td>1</td> <td>1</td> <td>1</td> <td>0</td> <td>Affeldt</td> <td>1.0</td> <td>1</td> <td>0</td> <td>0</td> <td>0</td> <td>1</td> <td>0</td> </tr> <tr> <td>Varitek, C</td> <td>4</td> <td>0</td> <td>2</td> <td>1</td> <td>0</td> <td>0</td> <td>Torrealba, C</td> <td>4</td> <td>0</td> <td>0</td> <td>0</td> <td>0</td> <td>0</td> <td>Fuentes</td> <td>0.2</td> <td>2</td> <td>1</td> <td>1</td> <td>1</td> <td>0</td> <td>1</td> </tr> <tr> <td>Lugo, SS</td> <td>3</td> <td>0</td> <td>1</td> <td>0</td> <td>0</td> <td>0</td> <td>Cook, P</td> <td>2</td> <td>0</td> <td>1</td> <td>0</td> <td>0</td> <td>0</td> <td>Corpas</td> <td>1.1</td> <td>0</td> <td>0</td> <td>0</td> <td>0</td> <td>1</td> <td>0</td> </tr> <tr> <td>Lester, P</td> <td>2</td> <td>0</td> <td>0</td> <td>0</td> <td>0</td> <td>1</td> <td>Affeldt, P</td> <td>0</td> <td>0</td> <td>0</td> <td>0</td> <td>0</td> <td>0</td> <td><b>Totals</b></td> <td><b>9.0</b></td> <td><b>9</b></td> <td><b>4</b></td> <td><b>4</b></td> <td><b>1</b></td> <td><b>4</b></td> <td><b>2</b></td> </tr> <tr> <td>Delcarmen, P</td> <td>0</td> <td>0</td> <td>0</td> <td>0</td> <td>0</td> <td>0</td> <td>Sullivan, PH</td> <td>1</td> <td>0</td> <td>1</td> <td>0</td> <td>0</td> <td>0</td> <td></td> <td></td> <td></td> <td></td> <td></td> <td></td> <td></td> <td></td> </tr> <tr> <td>Timlin, P</td> <td>0</td> <td>0</td> <td>0</td> <td>0</td> <td>0</td> <td>0</td> <td>Fuentes, P</td> <td>0</td> <td>0</td> <td>0</td> <td>0</td> <td>0</td> <td>0</td> <td></td> <td></td> <td></td> <td></td> <td></td> <td></td> <td></td> <td></td> </tr> <tr> <td>Kielty, PH</td> <td>1</td> <td>1</td> <td>1</td> <td>1</td> <td>0</td> <td>0</td> <td>Carroll, 2B</td> <td>1</td> <td>0</td> <td>0</td> <td>0</td> <td>0</td> <td>0</td> <td></td> <td></td> <td></td> <td></td> <td></td> <td></td> <td></td> <td></td> </tr> <tr> <td>Youkilis, 1B</td> <td>0</td> <td>0</td> <td>0</td> <td>0</td> <td>0</td> <td>0</td> <td><b>Totals</b></td> <td><b>34</b></td> <td><b>3</b></td> <td><b>7</b></td> <td><b>3</b></td> <td><b>3</b></td> <td><b>7</b></td> <td></td> <td></td> <td></td> <td></td> <td></td> <td></td> <td></td> <td></td> </tr> <tr> <td><b>Totals</b></td> <td><b>33</b></td> <td><b>4</b></td> <td><b>9</b></td> <td><b>4</b></td> <td><b>1</b></td> <td><b>4</b></td> <td></td> <td></td> <td></td> <td></td> <td></td> <td></td> <td></td> <td></td> <td></td> <td></td> <td></td> <td></td> <td></td> <td></td> <td></td> </tr> </table>															<b>Boston</b>	<b>AB</b>	<b>R</b>	<b>H</b>	<b>BI</b>	<b>BB</b>	<b>K</b>	<b>Colorado</b>	<b>AB</b>	<b>R</b>	<b>H</b>	<b>BI</b>	<b>BB</b>	<b>K</b>	<b>Boston</b>	<b>IP</b>	<b>H</b>	<b>R</b>	<b>ER</b>	<b>BB</b>	<b>SO</b>	<b>HR</b>	Ellsbury, CF-LF	4	1	2	0	0	1	Matsui, 2B	4	0	1	0	0	1	Lester (W, 1-0)	5.2	3	0	0	3	3	0	Pedroia, 2B	4	0	0	0	0	0	Corpas, P	0	0	0	0	0	0	Delcarmen	0.2	2	1	1	0	1	1	Ortiz, 1B	3	0	1	1	1	0	Smith, PH	1	0	0	0	0	1	Timlin	0.2	0	0	0	0	2	0	Crisp, PR-CF	0	0	0	0	0	0	Tulowitzki, SS	4	0	0	0	0	3	Okajima	0.1	2	2	2	0	0	1	Ramirez, LF	4	0	0	0	0	1	Holliday, LF	4	0	0	0	0	1	Papelbon (S, 3)	1.2	0	0	0	0	1	0	Okajima, P	0	0	0	0	0	0	Helton, 1B	4	1	2	0	0	0	<b>Totals</b>	<b>9.0</b>	<b>7</b>	<b>3</b>	<b>3</b>	<b>3</b>	<b>7</b>	<b>2</b>	Papelbon, P	0	0	0	0	0	0	Atkins, 3B	3	1	1	2	1	0	<b>Colorado</b>	<b>IP</b>	<b>H</b>	<b>R</b>	<b>ER</b>	<b>BB</b>	<b>SO</b>	<b>HR</b>	Lowell, 3B	4	2	2	1	0	0	Spilborghs, CF	3	0	0	0	1	1	Cook (L, 0-1)	6.0	6	3	3	0	2	1	Drew, RF	4	0	0	0	0	1	Hawpe, RF	3	1	1	1	1	0	Affeldt	1.0	1	0	0	0	1	0	Varitek, C	4	0	2	1	0	0	Torrealba, C	4	0	0	0	0	0	Fuentes	0.2	2	1	1	1	0	1	Lugo, SS	3	0	1	0	0	0	Cook, P	2	0	1	0	0	0	Corpas	1.1	0	0	0	0	1	0	Lester, P	2	0	0	0	0	1	Affeldt, P	0	0	0	0	0	0	<b>Totals</b>	<b>9.0</b>	<b>9</b>	<b>4</b>	<b>4</b>	<b>1</b>	<b>4</b>	<b>2</b>	Delcarmen, P	0	0	0	0	0	0	Sullivan, PH	1	0	1	0	0	0									Timlin, P	0	0	0	0	0	0	Fuentes, P	0	0	0	0	0	0									Kielty, PH	1	1	1	1	0	0	Carroll, 2B	1	0	0	0	0	0									Youkilis, 1B	0	0	0	0	0	0	<b>Totals</b>	<b>34</b>	<b>3</b>	<b>7</b>	<b>3</b>	<b>3</b>	<b>7</b>									<b>Totals</b>	<b>33</b>	<b>4</b>	<b>9</b>	<b>4</b>	<b>1</b>	<b>4</b>															
<b>Boston</b>	<b>AB</b>	<b>R</b>	<b>H</b>	<b>BI</b>	<b>BB</b>	<b>K</b>	<b>Colorado</b>	<b>AB</b>	<b>R</b>	<b>H</b>	<b>BI</b>	<b>BB</b>	<b>K</b>	<b>Boston</b>	<b>IP</b>	<b>H</b>	<b>R</b>	<b>ER</b>	<b>BB</b>	<b>SO</b>	<b>HR</b>																																																																																																																																																																																																																																																																																																																																																																																																					
Ellsbury, CF-LF	4	1	2	0	0	1	Matsui, 2B	4	0	1	0	0	1	Lester (W, 1-0)	5.2	3	0	0	3	3	0																																																																																																																																																																																																																																																																																																																																																																																																					
Pedroia, 2B	4	0	0	0	0	0	Corpas, P	0	0	0	0	0	0	Delcarmen	0.2	2	1	1	0	1	1																																																																																																																																																																																																																																																																																																																																																																																																					
Ortiz, 1B	3	0	1	1	1	0	Smith, PH	1	0	0	0	0	1	Timlin	0.2	0	0	0	0	2	0																																																																																																																																																																																																																																																																																																																																																																																																					
Crisp, PR-CF	0	0	0	0	0	0	Tulowitzki, SS	4	0	0	0	0	3	Okajima	0.1	2	2	2	0	0	1																																																																																																																																																																																																																																																																																																																																																																																																					
Ramirez, LF	4	0	0	0	0	1	Holliday, LF	4	0	0	0	0	1	Papelbon (S, 3)	1.2	0	0	0	0	1	0																																																																																																																																																																																																																																																																																																																																																																																																					
Okajima, P	0	0	0	0	0	0	Helton, 1B	4	1	2	0	0	0	<b>Totals</b>	<b>9.0</b>	<b>7</b>	<b>3</b>	<b>3</b>	<b>3</b>	<b>7</b>	<b>2</b>																																																																																																																																																																																																																																																																																																																																																																																																					
Papelbon, P	0	0	0	0	0	0	Atkins, 3B	3	1	1	2	1	0	<b>Colorado</b>	<b>IP</b>	<b>H</b>	<b>R</b>	<b>ER</b>	<b>BB</b>	<b>SO</b>	<b>HR</b>																																																																																																																																																																																																																																																																																																																																																																																																					
Lowell, 3B	4	2	2	1	0	0	Spilborghs, CF	3	0	0	0	1	1	Cook (L, 0-1)	6.0	6	3	3	0	2	1																																																																																																																																																																																																																																																																																																																																																																																																					
Drew, RF	4	0	0	0	0	1	Hawpe, RF	3	1	1	1	1	0	Affeldt	1.0	1	0	0	0	1	0																																																																																																																																																																																																																																																																																																																																																																																																					
Varitek, C	4	0	2	1	0	0	Torrealba, C	4	0	0	0	0	0	Fuentes	0.2	2	1	1	1	0	1																																																																																																																																																																																																																																																																																																																																																																																																					
Lugo, SS	3	0	1	0	0	0	Cook, P	2	0	1	0	0	0	Corpas	1.1	0	0	0	0	1	0																																																																																																																																																																																																																																																																																																																																																																																																					
Lester, P	2	0	0	0	0	1	Affeldt, P	0	0	0	0	0	0	<b>Totals</b>	<b>9.0</b>	<b>9</b>	<b>4</b>	<b>4</b>	<b>1</b>	<b>4</b>	<b>2</b>																																																																																																																																																																																																																																																																																																																																																																																																					
Delcarmen, P	0	0	0	0	0	0	Sullivan, PH	1	0	1	0	0	0																																																																																																																																																																																																																																																																																																																																																																																																													
Timlin, P	0	0	0	0	0	0	Fuentes, P	0	0	0	0	0	0																																																																																																																																																																																																																																																																																																																																																																																																													
Kielty, PH	1	1	1	1	0	0	Carroll, 2B	1	0	0	0	0	0																																																																																																																																																																																																																																																																																																																																																																																																													
Youkilis, 1B	0	0	0	0	0	0	<b>Totals</b>	<b>34</b>	<b>3</b>	<b>7</b>	<b>3</b>	<b>3</b>	<b>7</b>																																																																																																																																																																																																																																																																																																																																																																																																													
<b>Totals</b>	<b>33</b>	<b>4</b>	<b>9</b>	<b>4</b>	<b>1</b>	<b>4</b>																																																																																																																																																																																																																																																																																																																																																																																																																				

**(Rockies Postseason History, continued)**

**1995 DIVISION SERIES STATS**


PLAYER	AVG	G	AB	R	H	TB	2B	3B	HR	RBI	SH	SF	HP	BB	IBB	SO	SB	CS	GIDP	E	SLG	OBP
Bates, J	.200	4	5	0	1	1	0	0	0	0	1	0	0	0	0	0	0	0	0	0	.200	.200
Bichette, D	.588	4	17	6	10	16	3	0	1	3	0	0	0	1	0	3	0	0	0	0	.941	.611
Burks, E	.333	2	6	1	2	3	1	0	0	2	0	1	0	0	0	1	0	0	0	1	.500	.286
Castilla, V	.467	4	15	3	7	17	1	0	3	6	0	0	1	0	0	1	0	0	1	1	1.133	.500
Galarraga, A	.278	4	18	1	5	6	1	0	0	2	0	0	0	0	6	0	0	0	0	0	.333	.278
Girardi, J	.125	4	16	0	2	2	0	0	0	0	0	0	0	0	0	2	0	0	2	1	.125	.125
Holmes, D	.000	3	0	0	0	0	0	0	0	0	0	0	0	0	0	0	0	0	0	0	.000	.000
Hubbard, T	.000	3	2	0	0	0	0	0	0	0	0	0	0	0	0	0	0	0	0	0	.000	.000
Kingery, M	.200	4	10	1	2	2	0	0	0	0	2	0	0	0	0	1	0	0	0	0	.200	.200
Leskanic, C	.000	3	0	0	0	0	0	0	0	0	0	0	0	0	0	0	0	0	0	0	.000	.000
Munoz, M	.000	4	0	0	0	0	0	0	0	0	0	0	0	0	0	0	0	0	0	0	.000	.000
Owens, J	.000	1	1	0	0	0	0	0	0	0	0	0	0	0	1	0	0	0	0	0	.000	.000
Painter, L	.000	2	2	0	0	0	0	0	0	0	0	0	0	0	1	0	0	0	0	0	.000	.000
Reed, S	.000	3	0	0	0	0	0	0	0	0	0	0	0	0	0	0	0	0	0	0	.000	.000
Reynoso, A	.000	1	0	0	0	0	0	0	0	0	0	0	0	0	0	0	0	0	0	0	.000	.000
Ritz, K	.000	2	2	0	0	0	0	0	0	0	0	0	0	0	0	0	0	0	0	1	.000	.000
Ruffin, B	.000	4	0	0	0	0	0	0	0	0	0	0	0	0	0	0	0	0	0	0	.000	.000
Saberhagen, B	.000	1	1	0	0	0	0	0	0	0	0	0	0	0	0	0	0	0	0	0	.000	.000
Swift, B	.000	1	3	0	0	0	0	0	0	0	0	0	0	0	2	0	0	0	0	0	.000	.000
Thompson, M	.000	1	0	0	0	0	0	0	0	0	0	0	0	0	0	0	0	0	0	0	.000	.000
Vander Wal, J	.000	4	4	0	0	0	0	0	0	0	0	0	0	0	2	0	0	1	0	0	.000	.000
Walker, L	.214	4	14	3	3	6	0	0	1	3	0	0	1	3	1	4	1	0	1	0	.429	.389
Weiss, W	.167	4	12	1	2	2	0	0	0	0	0	1	3	1	3	1	0	0	0	0	.167	.375
Young, E	.438	4	16	3	7	11	1	0	1	2	0	0	0	2	1	2	1	0	0	3	.688	.500
<b>Totals</b>	<b>.287</b>	<b>4</b>	<b>143</b>	<b>19</b>	<b>41</b>	<b>66</b>	<b>7</b>	<b>0</b>	<b>6</b>	<b>18</b>	<b>3</b>	<b>1</b>	<b>3</b>	<b>9</b>	<b>3</b>	<b>29</b>	<b>3</b>	<b>0</b>	<b>5</b>	<b>7</b>	<b>.462</b>	<b>.340</b>

PITCHER	W-L	ERA	G	GS	CG	GF	SHO	SV	IP	H	R	ER	HR	HB	BB	IBB	SO	WP	BK	AVG
Holmes, D	1-0	0.00	3	0	0	1	0	0	1.2	6	2	0	0	0	0	0	2	0	0	.500
Leskanic, C	0-1	6.00	3	0	0	1	0	0	3.0	3	2	2	1	0	0	0	4	0	0	.250
Munoz, M	0-1	13.50	4	0	0	0	0	0	1.1	4	2	2	0	0	1	0	1	0	0	.500
Painter, L	0-0	5.40	1	1	0	0	0	0	5.0	5	3	3	2	0	2	0	4	0	0	.250
Reed, S	0-0	0.00	3	0	0	0	0	0	2.2	2	0	0	0	1	1	1	3	0	0	.200
Reynoso, A	0-0	0.00	1	0	0	0	0	0	1.0	2	0	0	0	0	0	0	0	0	0	.400
Ritz, K	0-0	7.71	2	1	0	0	0	0	7.0	12	7	6	3	0	3	1	5	0	0	.387
Ruffin, B	0-0	2.70	4	0	0	1	0	0	3.1	3	1	1	0	0	2	0	2	0	0	.250
Saberhagen, B	0-1	11.25	1	1	0	0	0	0	4.0	7	6	5	1	0	1	0	3	0	0	.368
Swift, B	0-0	6.00	1	1	0	0	0	0	6.0	7	4	4	0	0	2	0	3	0	0	.318
Thompson, M	0-0	0.00	1	0	0	1	0	1	1.0	0	0	0	0	0	0	0	0	0	0	.000
<b>Totals</b>	<b>1-3</b>	<b>5.75</b>	<b>4</b>	<b>4</b>	<b>0</b>	<b>4</b>	<b>0</b>	<b>1</b>	<b>36.0</b>	<b>51</b>	<b>27</b>	<b>23</b>	<b>7</b>	<b>1</b>	<b>12</b>	<b>2</b>	<b>27</b>	<b>0</b>	<b>0</b>	<b>.331</b>

**1995 NLDS ROSTER**

**Manager:** Don Baylor (25); **Coaches:** Larry Bearnarth (36), Ron Hassey (29), Art Howe (41), Rick Mathews (37), Don Zimmer (23); **Trainer:** Dave Cilladi

No.	Name	Pos.	No.	Name	Pos.
6	Bates, Jason	INF	39	Reed, Steve	RHP
10	Bichette, Dante	OF	23	Rekar, Bryan	RHP
26	Burks, Ellis	OF	42	Reynoso, Armando	RHP
9	Castilla, Vinny	INF	30	Ritz, Kevin	RHP
14	Galarraga, Andres	INF	18	Ruffin, Bruce	LHP
7	Girardi, Joe	C	31	Saberhagen, Bret	RHP
40	Holmes, Darren	RHP	20	Swift, Bill	RHP
1	Hubbard, Trenidad	OF	32	Thompson, Mark	RHP
12	Kingery, Mike	OF	35	Vander Wal, John	OF
16	Leskanic, Curtis	RHP	33	Walker, Larry	OF
43	Munoz, Mike	LHP	22	Weiss, Walt	INF
34	Owens, Jayhawk	C	21	Young, Eric	INF
28	Painter, Lance	LHP			





**(Rockies Postseason History, continued)**

**1995 DIVISION SERIES GAME-BY-GAME STATS**

Game 1		Oct. 3, Coors Field										ATL 5, COL 4										0-1																																																																																																																																																																																																																																																																																																																																																																																																																																																																																																																																																		
<b>FINAL</b>																																																																																																																																																																																																																																																																																																																																																																																																																																																																																																																																																																								
ATLANTA																																																																																																																																																																																																																																																																																																																																																																																																																																																																																																																																																																								
COLORADO																																																																																																																																																																																																																																																																																																																																																																																																																																																																																																																																																																								
<table border="0" style="width: 100%; border-collapse: collapse;"> <tr> <td style="width: 10%;"><b>Atlanta</b></td> <td style="width: 10%;"><b>AB</b></td> <td style="width: 10%;"><b>R</b></td> <td style="width: 10%;"><b>H</b></td> <td style="width: 10%;"><b>BI</b></td> <td style="width: 10%;"><b>BB</b></td> <td style="width: 10%;"><b>K</b></td> <td style="width: 10%;"></td> <td style="width: 10%;"><b>Colorado</b></td> <td style="width: 10%;"><b>AB</b></td> <td style="width: 10%;"><b>R</b></td> <td style="width: 10%;"><b>H</b></td> <td style="width: 10%;"><b>BI</b></td> <td style="width: 10%;"><b>BB</b></td> <td style="width: 10%;"><b>K</b></td> <td style="width: 10%;"></td> <td style="width: 10%;"><b>Atlanta</b></td> <td style="width: 10%;"><b>IP</b></td> <td style="width: 10%;"><b>H</b></td> <td style="width: 10%;"><b>R</b></td> <td style="width: 10%;"><b>ER</b></td> <td style="width: 10%;"><b>BB</b></td> <td style="width: 10%;"><b>SO</b></td> <td style="width: 10%;"><b>HR</b></td> </tr> <tr> <td>Grissom, CF</td> <td>5</td> <td>1</td> <td>2</td> <td>1</td> <td>0</td> <td>0</td> <td></td> <td>Young, 2B</td> <td>4</td> <td>0</td> <td>2</td> <td>0</td> <td>1</td> <td>0</td> <td></td> <td>Maddux</td> <td>7.0</td> <td>9</td> <td>3</td> <td>3</td> <td>2</td> <td>0</td> <td>1</td> </tr> <tr> <td>Lemke, 2B</td> <td>5</td> <td>0</td> <td>1</td> <td>0</td> <td>0</td> <td>1</td> <td></td> <td>Girardi, C</td> <td>3</td> <td>0</td> <td>1</td> <td>0</td> <td>0</td> <td>0</td> <td></td> <td>McMichael</td> <td>0.1</td> <td>1</td> <td>1</td> <td>1</td> <td>1</td> <td>0</td> <td>0</td> </tr> <tr> <td>C. Jones, 3B</td> <td>5</td> <td>2</td> <td>2</td> <td>2</td> <td>0</td> <td>0</td> <td></td> <td>Vander Wal, PH</td> <td>1</td> <td>0</td> <td>0</td> <td>0</td> <td>0</td> <td>0</td> <td></td> <td>Pena (W, 1-0)</td> <td>0.2</td> <td>1</td> <td>0</td> <td>0</td> <td>1</td> <td>1</td> <td>0</td> </tr> <tr> <td>McGriff, 1B</td> <td>5</td> <td>0</td> <td>1</td> <td>0</td> <td>0</td> <td>1</td> <td></td> <td>Munoz, P</td> <td>0</td> <td>0</td> <td>0</td> <td>0</td> <td>0</td> <td>0</td> <td></td> <td>Wohlers (S, 1)</td> <td>1.0</td> <td>2</td> <td>0</td> <td>0</td> <td>1</td> <td>2</td> <td>0</td> </tr> <tr> <td>Justice, RF</td> <td>2</td> <td>1</td> <td>1</td> <td>0</td> <td>2</td> <td>1</td> <td></td> <td>Holmes, P</td> <td>0</td> <td>0</td> <td>0</td> <td>0</td> <td>0</td> <td>0</td> <td></td> <td><b>Totals</b></td> <td><b>9.0</b></td> <td><b>13</b></td> <td><b>4</b></td> <td><b>4</b></td> <td><b>5</b></td> <td><b>3</b></td> <td><b>1</b></td> </tr> <tr> <td>Klesko, LF</td> <td>4</td> <td>1</td> <td>3</td> <td>0</td> <td>0</td> <td>1</td> <td></td> <td>Kingery, CF</td> <td>1</td> <td>0</td> <td>1</td> <td>0</td> <td>0</td> <td>0</td> <td></td> <td><b>Colorado</b></td> <td><b>IP</b></td> <td><b>H</b></td> <td><b>R</b></td> <td><b>ER</b></td> <td><b>BB</b></td> <td><b>SO</b></td> <td><b>HR</b></td> </tr> <tr> <td>McMichael, P</td> <td>0</td> <td>0</td> <td>0</td> <td>0</td> <td>0</td> <td>0</td> <td></td> <td>Bichette, LF</td> <td>4</td> <td>1</td> <td>2</td> <td>0</td> <td>1</td> <td>0</td> <td></td> <td>Ritz</td> <td>5.1</td> <td>7</td> <td>3</td> <td>2</td> <td>2</td> <td>4</td> <td>2</td> </tr> <tr> <td>Pena, P</td> <td>0</td> <td>0</td> <td>0</td> <td>0</td> <td>0</td> <td>0</td> <td></td> <td>Walker, RF</td> <td>3</td> <td>1</td> <td>1</td> <td>0</td> <td>2</td> <td>0</td> <td></td> <td>Reed</td> <td>1.0</td> <td>1</td> <td>0</td> <td>0</td> <td>1</td> <td>1</td> <td>0</td> </tr> <tr> <td>Wohlers, P</td> <td>0</td> <td>0</td> <td>0</td> <td>0</td> <td>0</td> <td>0</td> <td></td> <td>Galarraga, 1B</td> <td>5</td> <td>1</td> <td>2</td> <td>0</td> <td>0</td> <td>1</td> <td></td> <td>Ruffin</td> <td>0.2</td> <td>0</td> <td>0</td> <td>0</td> <td>0</td> <td>0</td> <td>0</td> </tr> <tr> <td>O'Brien, C</td> <td>2</td> <td>0</td> <td>0</td> <td>0</td> <td>0</td> <td>1</td> <td></td> <td>Burks, CF</td> <td>3</td> <td>0</td> <td>2</td> <td>2</td> <td>0</td> <td>0</td> <td></td> <td>Munoz</td> <td>0.2</td> <td>1</td> <td>1</td> <td>1</td> <td>0</td> <td>1</td> <td>0</td> </tr> <tr> <td>Polonia, PH</td> <td>1</td> <td>0</td> <td>0</td> <td>1</td> <td>0</td> <td>0</td> <td></td> <td>Leskanic, P</td> <td>0</td> <td>0</td> <td>0</td> <td>0</td> <td>0</td> <td>0</td> <td></td> <td>Holmes</td> <td>0.1</td> <td>2</td> <td>0</td> <td>0</td> <td>0</td> <td>0</td> <td>0</td> </tr> <tr> <td>Lopez, C</td> <td>1</td> <td>0</td> <td>1</td> <td>0</td> <td>0</td> <td>0</td> <td></td> <td>Painter, PH</td> <td>1</td> <td>0</td> <td>0</td> <td>0</td> <td>0</td> <td>1</td> <td></td> <td>Leskanic (L, 0-1)</td> <td>1.0</td> <td>1</td> <td>1</td> <td>1</td> <td>0</td> <td>1</td> <td>1</td> </tr> <tr> <td>Blauser, SS</td> <td>2</td> <td>0</td> <td>0</td> <td>0</td> <td>1</td> <td>1</td> <td></td> <td>Castilla, 3B</td> <td>3</td> <td>1</td> <td>2</td> <td>2</td> <td>0</td> <td>0</td> <td></td> <td><b>Totals</b></td> <td><b>9.0</b></td> <td><b>12</b></td> <td><b>5</b></td> <td><b>4</b></td> <td><b>3</b></td> <td><b>7</b></td> <td><b>3</b></td> </tr> <tr> <td>Smith, PH</td> <td>1</td> <td>0</td> <td>1</td> <td>1</td> <td>0</td> <td>0</td> <td></td> <td>Hubbard, PR</td> <td>0</td> <td>0</td> <td>0</td> <td>0</td> <td>0</td> <td>0</td> <td></td> <td></td> <td></td> <td></td> <td></td> <td></td> <td></td> <td></td> <td></td> </tr> <tr> <td>Belliard, SS</td> <td>0</td> <td>0</td> <td>0</td> <td>0</td> <td>0</td> <td>0</td> <td></td> <td>Owens, C</td> <td>1</td> <td>0</td> <td>0</td> <td>0</td> <td>0</td> <td>1</td> <td></td> <td></td> <td></td> <td></td> <td></td> <td></td> <td></td> <td></td> <td></td> </tr> <tr> <td>Maddux, P</td> <td>3</td> <td>0</td> <td>0</td> <td>0</td> <td>0</td> <td>1</td> <td></td> <td>Weiss, SS</td> <td>2</td> <td>0</td> <td>0</td> <td>0</td> <td>1</td> <td>0</td> <td></td> <td></td> <td></td> <td></td> <td></td> <td></td> <td></td> <td></td> <td></td> </tr> <tr> <td>Devereaux, PH</td> <td>1</td> <td>0</td> <td>0</td> <td>0</td> <td>0</td> <td>0</td> <td></td> <td>Ritz, P</td> <td>2</td> <td>0</td> <td>0</td> <td>0</td> <td>0</td> <td>0</td> <td></td> <td></td> <td></td> <td></td> <td></td> <td></td> <td></td> <td></td> <td></td> </tr> <tr> <td><b>Totals</b></td> <td><b>37</b></td> <td><b>5</b></td> <td><b>12</b></td> <td><b>5</b></td> <td><b>3</b></td> <td><b>7</b></td> <td></td> <td>Reed, P</td> <td>0</td> <td>0</td> <td>0</td> <td>0</td> <td>0</td> <td>0</td> <td></td> <td></td> <td></td> <td></td> <td></td> <td></td> <td></td> <td></td> <td></td> </tr> <tr> <td></td> <td></td> <td></td> <td></td> <td></td> <td></td> <td></td> <td></td> <td>Ruffin, P</td> <td>0</td> <td>0</td> <td>0</td> <td>0</td> <td>0</td> <td>0</td> <td></td> <td></td> <td></td> <td></td> <td></td> <td></td> <td></td> <td></td> <td></td> <td></td> </tr> <tr> <td></td> <td></td> <td></td> <td></td> <td></td> <td></td> <td></td> <td></td> <td>Bates, PH-3B</td> <td>1</td> <td>0</td> <td>0</td> <td>0</td> <td>0</td> <td>0</td> <td></td> <td></td> <td></td> <td></td> <td></td> <td></td> <td></td> <td></td> <td></td> <td></td> </tr> <tr> <td></td> <td></td> <td></td> <td></td> <td></td> <td></td> <td></td> <td></td> <td><b>Totals</b></td> <td><b>34</b></td> <td><b>4</b></td> <td><b>13</b></td> <td><b>4</b></td> <td><b>5</b></td> <td><b>3</b></td> <td></td> <td></td> <td></td> <td></td> <td></td> <td></td> <td></td> <td></td> <td></td> <td></td> </tr> </table>																						<b>Atlanta</b>	<b>AB</b>	<b>R</b>	<b>H</b>	<b>BI</b>	<b>BB</b>	<b>K</b>		<b>Colorado</b>	<b>AB</b>	<b>R</b>	<b>H</b>	<b>BI</b>	<b>BB</b>	<b>K</b>		<b>Atlanta</b>	<b>IP</b>	<b>H</b>	<b>R</b>	<b>ER</b>	<b>BB</b>	<b>SO</b>	<b>HR</b>	Grissom, CF	5	1	2	1	0	0		Young, 2B	4	0	2	0	1	0		Maddux	7.0	9	3	3	2	0	1	Lemke, 2B	5	0	1	0	0	1		Girardi, C	3	0	1	0	0	0		McMichael	0.1	1	1	1	1	0	0	C. Jones, 3B	5	2	2	2	0	0		Vander Wal, PH	1	0	0	0	0	0		Pena (W, 1-0)	0.2	1	0	0	1	1	0	McGriff, 1B	5	0	1	0	0	1		Munoz, P	0	0	0	0	0	0		Wohlers (S, 1)	1.0	2	0	0	1	2	0	Justice, RF	2	1	1	0	2	1		Holmes, P	0	0	0	0	0	0		<b>Totals</b>	<b>9.0</b>	<b>13</b>	<b>4</b>	<b>4</b>	<b>5</b>	<b>3</b>	<b>1</b>	Klesko, LF	4	1	3	0	0	1		Kingery, CF	1	0	1	0	0	0		<b>Colorado</b>	<b>IP</b>	<b>H</b>	<b>R</b>	<b>ER</b>	<b>BB</b>	<b>SO</b>	<b>HR</b>	McMichael, P	0	0	0	0	0	0		Bichette, LF	4	1	2	0	1	0		Ritz	5.1	7	3	2	2	4	2	Pena, P	0	0	0	0	0	0		Walker, RF	3	1	1	0	2	0		Reed	1.0	1	0	0	1	1	0	Wohlers, P	0	0	0	0	0	0		Galarraga, 1B	5	1	2	0	0	1		Ruffin	0.2	0	0	0	0	0	0	O'Brien, C	2	0	0	0	0	1		Burks, CF	3	0	2	2	0	0		Munoz	0.2	1	1	1	0	1	0	Polonia, PH	1	0	0	1	0	0		Leskanic, P	0	0	0	0	0	0		Holmes	0.1	2	0	0	0	0	0	Lopez, C	1	0	1	0	0	0		Painter, PH	1	0	0	0	0	1		Leskanic (L, 0-1)	1.0	1	1	1	0	1	1	Blauser, SS	2	0	0	0	1	1		Castilla, 3B	3	1	2	2	0	0		<b>Totals</b>	<b>9.0</b>	<b>12</b>	<b>5</b>	<b>4</b>	<b>3</b>	<b>7</b>	<b>3</b>	Smith, PH	1	0	1	1	0	0		Hubbard, PR	0	0	0	0	0	0										Belliard, SS	0	0	0	0	0	0		Owens, C	1	0	0	0	0	1										Maddux, P	3	0	0	0	0	1		Weiss, SS	2	0	0	0	1	0										Devereaux, PH	1	0	0	0	0	0		Ritz, P	2	0	0	0	0	0										<b>Totals</b>	<b>37</b>	<b>5</b>	<b>12</b>	<b>5</b>	<b>3</b>	<b>7</b>		Reed, P	0	0	0	0	0	0																		Ruffin, P	0	0	0	0	0	0																			Bates, PH-3B	1	0	0	0	0	0																			<b>Totals</b>	<b>34</b>	<b>4</b>	<b>13</b>	<b>4</b>	<b>5</b>	<b>3</b>										
<b>Atlanta</b>	<b>AB</b>	<b>R</b>	<b>H</b>	<b>BI</b>	<b>BB</b>	<b>K</b>		<b>Colorado</b>	<b>AB</b>	<b>R</b>	<b>H</b>	<b>BI</b>	<b>BB</b>	<b>K</b>		<b>Atlanta</b>	<b>IP</b>	<b>H</b>	<b>R</b>	<b>ER</b>	<b>BB</b>	<b>SO</b>	<b>HR</b>																																																																																																																																																																																																																																																																																																																																																																																																																																																																																																																																																	
Grissom, CF	5	1	2	1	0	0		Young, 2B	4	0	2	0	1	0		Maddux	7.0	9	3	3	2	0	1																																																																																																																																																																																																																																																																																																																																																																																																																																																																																																																																																	
Lemke, 2B	5	0	1	0	0	1		Girardi, C	3	0	1	0	0	0		McMichael	0.1	1	1	1	1	0	0																																																																																																																																																																																																																																																																																																																																																																																																																																																																																																																																																	
C. Jones, 3B	5	2	2	2	0	0		Vander Wal, PH	1	0	0	0	0	0		Pena (W, 1-0)	0.2	1	0	0	1	1	0																																																																																																																																																																																																																																																																																																																																																																																																																																																																																																																																																	
McGriff, 1B	5	0	1	0	0	1		Munoz, P	0	0	0	0	0	0		Wohlers (S, 1)	1.0	2	0	0	1	2	0																																																																																																																																																																																																																																																																																																																																																																																																																																																																																																																																																	
Justice, RF	2	1	1	0	2	1		Holmes, P	0	0	0	0	0	0		<b>Totals</b>	<b>9.0</b>	<b>13</b>	<b>4</b>	<b>4</b>	<b>5</b>	<b>3</b>	<b>1</b>																																																																																																																																																																																																																																																																																																																																																																																																																																																																																																																																																	
Klesko, LF	4	1	3	0	0	1		Kingery, CF	1	0	1	0	0	0		<b>Colorado</b>	<b>IP</b>	<b>H</b>	<b>R</b>	<b>ER</b>	<b>BB</b>	<b>SO</b>	<b>HR</b>																																																																																																																																																																																																																																																																																																																																																																																																																																																																																																																																																	
McMichael, P	0	0	0	0	0	0		Bichette, LF	4	1	2	0	1	0		Ritz	5.1	7	3	2	2	4	2																																																																																																																																																																																																																																																																																																																																																																																																																																																																																																																																																	
Pena, P	0	0	0	0	0	0		Walker, RF	3	1	1	0	2	0		Reed	1.0	1	0	0	1	1	0																																																																																																																																																																																																																																																																																																																																																																																																																																																																																																																																																	
Wohlers, P	0	0	0	0	0	0		Galarraga, 1B	5	1	2	0	0	1		Ruffin	0.2	0	0	0	0	0	0																																																																																																																																																																																																																																																																																																																																																																																																																																																																																																																																																	
O'Brien, C	2	0	0	0	0	1		Burks, CF	3	0	2	2	0	0		Munoz	0.2	1	1	1	0	1	0																																																																																																																																																																																																																																																																																																																																																																																																																																																																																																																																																	
Polonia, PH	1	0	0	1	0	0		Leskanic, P	0	0	0	0	0	0		Holmes	0.1	2	0	0	0	0	0																																																																																																																																																																																																																																																																																																																																																																																																																																																																																																																																																	
Lopez, C	1	0	1	0	0	0		Painter, PH	1	0	0	0	0	1		Leskanic (L, 0-1)	1.0	1	1	1	0	1	1																																																																																																																																																																																																																																																																																																																																																																																																																																																																																																																																																	
Blauser, SS	2	0	0	0	1	1		Castilla, 3B	3	1	2	2	0	0		<b>Totals</b>	<b>9.0</b>	<b>12</b>	<b>5</b>	<b>4</b>	<b>3</b>	<b>7</b>	<b>3</b>																																																																																																																																																																																																																																																																																																																																																																																																																																																																																																																																																	
Smith, PH	1	0	1	1	0	0		Hubbard, PR	0	0	0	0	0	0																																																																																																																																																																																																																																																																																																																																																																																																																																																																																																																																																										
Belliard, SS	0	0	0	0	0	0		Owens, C	1	0	0	0	0	1																																																																																																																																																																																																																																																																																																																																																																																																																																																																																																																																																										
Maddux, P	3	0	0	0	0	1		Weiss, SS	2	0	0	0	1	0																																																																																																																																																																																																																																																																																																																																																																																																																																																																																																																																																										
Devereaux, PH	1	0	0	0	0	0		Ritz, P	2	0	0	0	0	0																																																																																																																																																																																																																																																																																																																																																																																																																																																																																																																																																										
<b>Totals</b>	<b>37</b>	<b>5</b>	<b>12</b>	<b>5</b>	<b>3</b>	<b>7</b>		Reed, P	0	0	0	0	0	0																																																																																																																																																																																																																																																																																																																																																																																																																																																																																																																																																										
								Ruffin, P	0	0	0	0	0	0																																																																																																																																																																																																																																																																																																																																																																																																																																																																																																																																																										
								Bates, PH-3B	1	0	0	0	0	0																																																																																																																																																																																																																																																																																																																																																																																																																																																																																																																																																										
								<b>Totals</b>	<b>34</b>	<b>4</b>	<b>13</b>	<b>4</b>	<b>5</b>	<b>3</b>																																																																																																																																																																																																																																																																																																																																																																																																																																																																																																																																																										

Game 2		Oct. 4, Coors Field										ATL 7, COL 4										0-2																																																																																																																																																																																																																																																																																																																																																																																																																																																																																																																							
<b>FINAL</b>																																																																																																																																																																																																																																																																																																																																																																																																																																																																																																																																													
ATLANTA																																																																																																																																																																																																																																																																																																																																																																																																																																																																																																																																													
COLORADO																																																																																																																																																																																																																																																																																																																																																																																																																																																																																																																																													
<table border="0" style="width: 100%; border-collapse: collapse;"> <tr> <td style="width: 10%;"><b>Atlanta</b></td> <td style="width: 10%;"><b>AB</b></td> <td style="width: 10%;"><b>R</b></td> <td style="width: 10%;"><b>H</b></td> <td style="width: 10%;"><b>BI</b></td> <td style="width: 10%;"><b>BB</b></td> <td style="width: 10%;"><b>K</b></td> <td style="width: 10%;"></td> <td style="width: 10%;"><b>Colorado</b></td> <td style="width: 10%;"><b>AB</b></td> <td style="width: 10%;"><b>R</b></td> <td style="width: 10%;"><b>H</b></td> <td style="width: 10%;"><b>BI</b></td> <td style="width: 10%;"><b>BB</b></td> <td style="width: 10%;"><b>K</b></td> <td style="width: 10%;"></td> <td style="width: 10%;"><b>Atlanta</b></td> <td style="width: 10%;"><b>IP</b></td> <td style="width: 10%;"><b>H</b></td> <td style="width: 10%;"><b>R</b></td> <td style="width: 10%;"><b>ER</b></td> <td style="width: 10%;"><b>BB</b></td> <td style="width: 10%;"><b>SO</b></td> <td style="width: 10%;"><b>HR</b></td> </tr> <tr> <td>Grissom, CF</td> <td>6</td> <td>2</td> <td>2</td> <td>2</td> <td>0</td> <td>2</td> <td></td> <td>Young, 2B</td> <td>5</td> <td>0</td> <td>1</td> <td>0</td> <td>0</td> <td>1</td> <td></td> <td>Glavine</td> <td>7.0</td> <td>5</td> <td>3</td> <td>2</td> <td>1</td> <td>3</td> <td>1</td> </tr> <tr> <td>Lemke, 2B</td> <td>4</td> <td>1</td> <td>1</td> <td>0</td> <td>1</td> <td>0</td> <td></td> <td>Burks, CF</td> <td>3</td> <td>1</td> <td>0</td> <td>0</td> <td>0</td> <td>1</td> <td></td> <td>Avery</td> <td>0.2</td> <td>1</td> <td>1</td> <td>1</td> <td>0</td> <td>1</td> <td>0</td> </tr> <tr> <td>C. Jones, 3B</td> <td>5</td> <td>1</td> <td>3</td> <td>0</td> <td>0</td> <td>0</td> <td></td> <td>Kingery, CF</td> <td>2</td> <td>0</td> <td>0</td> <td>0</td> <td>0</td> <td>0</td> <td></td> <td>Pena (W, 2-0)</td> <td>0.1</td> <td>1</td> <td>0</td> <td>0</td> <td>0</td> <td>0</td> <td>0</td> </tr> <tr> <td>McGriff, 1B</td> <td>4</td> <td>1</td> <td>1</td> <td>1</td> <td>1</td> <td>2</td> <td></td> <td>Bichette, LF</td> <td>4</td> <td>2</td> <td>3</td> <td>0</td> <td>0</td> <td>0</td> <td></td> <td>Wohlers (S, 2)</td> <td>1.0</td> <td>1</td> <td>0</td> <td>0</td> <td>0</td> <td>2</td> <td>0</td> </tr> <tr> <td>Justice, RF</td> <td>4</td> <td>0</td> <td>1</td> <td>0</td> <td>1</td> <td>0</td> <td></td> <td>Walker, RF</td> <td>4</td> <td>1</td> <td>1</td> <td>3</td> <td>0</td> <td>1</td> <td></td> <td><b>Totals</b></td> <td><b>9.0</b></td> <td><b>8</b></td> <td><b>4</b></td> <td><b>3</b></td> <td><b>1</b></td> <td><b>6</b></td> <td><b>1</b></td> </tr> <tr> <td>Lopez, C</td> <td>4</td> <td>0</td> <td>1</td> <td>1</td> <td>0</td> <td>2</td> <td></td> <td>Galarraga, 1B</td> <td>4</td> <td>0</td> <td>1</td> <td>1</td> <td>0</td> <td>1</td> <td></td> <td><b>Colorado</b></td> <td><b>IP</b></td> <td><b>H</b></td> <td><b>R</b></td> <td><b>ER</b></td> <td><b>BB</b></td> <td><b>SO</b></td> <td><b>HR</b></td> </tr> <tr> <td>Klesko, LF</td> <td>3</td> <td>0</td> <td>0</td> <td>0</td> <td>0</td> <td>1</td> <td></td> <td>Castilla, 3B</td> <td>3</td> <td>0</td> <td>0</td> <td>0</td> <td>0</td> <td>0</td> <td></td> <td>Painter</td> <td>5.0</td> <td>5</td> <td>3</td> <td>3</td> <td>2</td> <td>4</td> <td>2</td> </tr> <tr> <td>Devereaux, PH</td> <td>2</td> <td>1</td> <td>1</td> <td>0</td> <td>0</td> <td>0</td> <td></td> <td>Girardi, C</td> <td>4</td> <td>0</td> <td>0</td> <td>0</td> <td>0</td> <td>0</td> <td></td> <td>Reed</td> <td>1.1</td> <td>1</td> <td>0</td> <td>0</td> <td>0</td> <td>1</td> <td>0</td> </tr> <tr> <td>Blauser, SS</td> <td>2</td> <td>0</td> <td>0</td> <td>0</td> <td>0</td> <td>1</td> <td></td> <td>Weiss, SS</td> <td>3</td> <td>0</td> <td>1</td> <td>0</td> <td>1</td> <td>1</td> <td></td> <td>Ruffin</td> <td>0.2</td> <td>2</td> <td>0</td> <td>0</td> <td>1</td> <td>1</td> <td>0</td> </tr> <tr> <td>Polonia, PH</td> <td>1</td> <td>0</td> <td>0</td> <td>0</td> <td>0</td> <td>1</td> <td></td> <td>Painter, P</td> <td>1</td> <td>0</td> <td>0</td> <td>0</td> <td>0</td> <td>0</td> <td></td> <td>Leskanic</td> <td>1.0</td> <td>2</td> <td>1</td> <td>1</td> <td>0</td> <td>2</td> <td>0</td> </tr> <tr> <td>Avery, P</td> <td>0</td> <td>0</td> <td>0</td> <td>0</td> <td>0</td> <td>0</td> <td></td> <td>Hubbard, PH</td> <td>1</td> <td>0</td> <td>0</td> <td>0</td> <td>0</td> <td>0</td> <td></td> <td>Munoz (L, 0-1)</td> <td>0.1</td> <td>1</td> <td>1</td> <td>1</td> <td>0</td> <td>0</td> <td>0</td> </tr> <tr> <td>Pena, P</td> <td>0</td> <td>0</td> <td>0</td> <td>0</td> <td>0</td> <td>0</td> <td></td> <td>Reed, P</td> <td>0</td> <td>0</td> <td>0</td> <td>0</td> <td>0</td> <td>0</td> <td></td> <td>Holmes</td> <td>0.2</td> <td>2</td> <td>2</td> <td>0</td> <td>0</td> <td>2</td> <td>0</td> </tr> <tr> <td>Mordecai, PH</td> <td>1</td> <td>1</td> <td>1</td> <td>1</td> <td>0</td> <td>0</td> <td></td> <td>Ruffin, P</td> <td>0</td> <td>0</td> <td>0</td> <td>0</td> <td>0</td> <td>0</td> <td></td> <td><b>Totals</b></td> <td><b>9.0</b></td> <td><b>13</b></td> <td><b>7</b></td> <td><b>5</b></td> <td><b>3</b></td> <td><b>10</b></td> <td><b>2</b></td> </tr> <tr> <td>Wohlers, P</td> <td>0</td> <td>0</td> <td>0</td> <td>0</td> <td>0</td> <td>0</td> <td></td> <td>Bates, PH</td> <td>1</td> <td>0</td> <td>1</td> <td>0</td> <td>0</td> <td>0</td> <td></td> <td></td> <td></td> <td></td> <td></td> <td></td> <td></td> <td></td> <td></td> </tr> <tr> <td>Glavine, P</td> <td>3</td> <td>0</td> <td>1</td> <td>0</td> <td>0</td> <td>1</td> <td></td> <td>Leskanic, P</td> <td>0</td> <td>0</td> <td>0</td> <td>0</td> <td>0</td> <td>0</td> <td></td> <td></td> <td></td> <td></td> <td></td> <td></td> <td></td> <td></td> <td></td> </tr> <tr> <td>Smith, PH</td> <td>1</td> <td>0</td> <td>1</td> <td>0</td> <td>0</td> <td>0</td> <td></td> <td>Hubbard, PH</td> <td>0</td> <td>0</td> <td>0</td> <td>0</td> <td>0</td> <td>0</td> <td></td> <td></td> <td></td> <td></td> <td></td> <td></td> <td></td> <td></td> <td></td> </tr> <tr> <td>Belliard, SS</td> <td>1</td> <td>0</td> <td>0</td> <td>0</td> <td>0</td> <td>0</td> <td></td> <td>Munoz, P</td> <td>0</td> <td>0</td> <td>0</td> <td>0</td> <td>0</td> <td>0</td> <td></td> <td></td> <td></td> <td></td> <td></td> <td></td> <td></td> <td></td> <td></td> </tr> <tr> <td><b>Totals</b></td> <td><b>41</b></td> <td><b>7</b></td> <td><b>13</b></td> <td><b>5</b></td> <td><b>3</b></td> <td><b>10</b></td> <td></td> <td>Holmes, P</td> <td>0</td> <td>0</td> <td>0</td> <td>0</td> <td>0</td> <td>0</td> <td></td> <td></td> <td></td> <td></td> <td></td> <td></td> <td></td> <td></td> <td></td> </tr> <tr> <td></td> <td></td> <td></td> <td></td> <td></td> <td></td> <td></td> <td></td> <td>Vander Wal, PH</td> <td>1</td> <td>0</td> <td>0</td> <td>0</td> <td>0</td> <td>1</td> <td></td> <td></td> <td></td> <td></td> <td></td> <td></td> <td></td> <td></td> <td></td> </tr> <tr> <td></td> <td></td> <td></td> <td></td> <td></td> <td></td> <td></td> <td></td> <td><b>Totals</b></td> <td><b>36</b></td> <td><b>4</b></td> <td><b>8</b></td> <td><b>4</b></td> <td><b>1</b></td> <td><b>6</b></td> <td></td> <td></td> <td></td> <td></td> <td></td> <td></td> <td></td> <td></td> <td></td> </tr> </table>																						<b>Atlanta</b>	<b>AB</b>	<b>R</b>	<b>H</b>	<b>BI</b>	<b>BB</b>	<b>K</b>		<b>Colorado</b>	<b>AB</b>	<b>R</b>	<b>H</b>	<b>BI</b>	<b>BB</b>	<b>K</b>		<b>Atlanta</b>	<b>IP</b>	<b>H</b>	<b>R</b>	<b>ER</b>	<b>BB</b>	<b>SO</b>	<b>HR</b>	Grissom, CF	6	2	2	2	0	2		Young, 2B	5	0	1	0	0	1		Glavine	7.0	5	3	2	1	3	1	Lemke, 2B	4	1	1	0	1	0		Burks, CF	3	1	0	0	0	1		Avery	0.2	1	1	1	0	1	0	C. Jones, 3B	5	1	3	0	0	0		Kingery, CF	2	0	0	0	0	0		Pena (W, 2-0)	0.1	1	0	0	0	0	0	McGriff, 1B	4	1	1	1	1	2		Bichette, LF	4	2	3	0	0	0		Wohlers (S, 2)	1.0	1	0	0	0	2	0	Justice, RF	4	0	1	0	1	0		Walker, RF	4	1	1	3	0	1		<b>Totals</b>	<b>9.0</b>	<b>8</b>	<b>4</b>	<b>3</b>	<b>1</b>	<b>6</b>	<b>1</b>	Lopez, C	4	0	1	1	0	2		Galarraga, 1B	4	0	1	1	0	1		<b>Colorado</b>	<b>IP</b>	<b>H</b>	<b>R</b>	<b>ER</b>	<b>BB</b>	<b>SO</b>	<b>HR</b>	Klesko, LF	3	0	0	0	0	1		Castilla, 3B	3	0	0	0	0	0		Painter	5.0	5	3	3	2	4	2	Devereaux, PH	2	1	1	0	0	0		Girardi, C	4	0	0	0	0	0		Reed	1.1	1	0	0	0	1	0	Blauser, SS	2	0	0	0	0	1		Weiss, SS	3	0	1	0	1	1		Ruffin	0.2	2	0	0	1	1	0	Polonia, PH	1	0	0	0	0	1		Painter, P	1	0	0	0	0	0		Leskanic	1.0	2	1	1	0	2	0	Avery, P	0	0	0	0	0	0		Hubbard, PH	1	0	0	0	0	0		Munoz (L, 0-1)	0.1	1	1	1	0	0	0	Pena, P	0	0	0	0	0	0		Reed, P	0	0	0	0	0	0		Holmes	0.2	2	2	0	0	2	0	Mordecai, PH	1	1	1	1	0	0		Ruffin, P	0	0	0	0	0	0		<b>Totals</b>	<b>9.0</b>	<b>13</b>	<b>7</b>	<b>5</b>	<b>3</b>	<b>10</b>	<b>2</b>	Wohlers, P	0	0	0	0	0	0		Bates, PH	1	0	1	0	0	0										Glavine, P	3	0	1	0	0	1		Leskanic, P	0	0	0	0	0	0										Smith, PH	1	0	1	0	0	0		Hubbard, PH	0	0	0	0	0	0										Belliard, SS	1	0	0	0	0	0		Munoz, P	0	0	0	0	0	0										<b>Totals</b>	<b>41</b>	<b>7</b>	<b>13</b>	<b>5</b>	<b>3</b>	<b>10</b>		Holmes, P	0	0	0	0	0	0																		Vander Wal, PH	1	0	0	0	0	1																		<b>Totals</b>	<b>36</b>	<b>4</b>	<b>8</b>	<b>4</b>	<b>1</b>	<b>6</b>									
<b>Atlanta</b>	<b>AB</b>	<b>R</b>	<b>H</b>	<b>BI</b>	<b>BB</b>	<b>K</b>		<b>Colorado</b>	<b>AB</b>	<b>R</b>	<b>H</b>	<b>BI</b>	<b>BB</b>	<b>K</b>		<b>Atlanta</b>	<b>IP</b>	<b>H</b>	<b>R</b>	<b>ER</b>	<b>BB</b>	<b>SO</b>	<b>HR</b>																																																																																																																																																																																																																																																																																																																																																																																																																																																																																																																						
Grissom, CF	6	2	2	2	0	2		Young, 2B	5	0	1	0	0	1		Glavine	7.0	5	3	2	1	3	1																																																																																																																																																																																																																																																																																																																																																																																																																																																																																																																						
Lemke, 2B	4	1	1	0	1	0		Burks, CF	3	1	0	0	0	1		Avery	0.2	1	1	1	0	1	0																																																																																																																																																																																																																																																																																																																																																																																																																																																																																																																						
C. Jones, 3B	5	1	3	0	0	0		Kingery, CF	2	0	0	0	0	0		Pena (W, 2-0)	0.1	1	0	0	0	0	0																																																																																																																																																																																																																																																																																																																																																																																																																																																																																																																						
McGriff, 1B	4	1	1	1	1	2		Bichette, LF	4	2	3	0	0	0		Wohlers (S, 2)	1.0	1	0	0	0	2	0																																																																																																																																																																																																																																																																																																																																																																																																																																																																																																																						
Justice, RF	4	0	1	0	1	0		Walker, RF	4	1	1	3	0	1		<b>Totals</b>	<b>9.0</b>	<b>8</b>	<b>4</b>	<b>3</b>	<b>1</b>	<b>6</b>	<b>1</b>																																																																																																																																																																																																																																																																																																																																																																																																																																																																																																																						
Lopez, C	4	0	1	1	0	2		Galarraga, 1B	4	0	1	1	0	1		<b>Colorado</b>	<b>IP</b>	<b>H</b>	<b>R</b>	<b>ER</b>	<b>BB</b>	<b>SO</b>	<b>HR</b>																																																																																																																																																																																																																																																																																																																																																																																																																																																																																																																						
Klesko, LF	3	0	0	0	0	1		Castilla, 3B	3	0	0	0	0	0		Painter	5.0	5	3	3	2	4	2																																																																																																																																																																																																																																																																																																																																																																																																																																																																																																																						
Devereaux, PH	2	1	1	0	0	0		Girardi, C	4	0	0	0	0	0		Reed	1.1	1	0	0	0	1	0																																																																																																																																																																																																																																																																																																																																																																																																																																																																																																																						
Blauser, SS	2	0	0	0	0	1		Weiss, SS	3	0	1	0	1	1		Ruffin	0.2	2	0	0	1	1	0																																																																																																																																																																																																																																																																																																																																																																																																																																																																																																																						
Polonia, PH	1	0	0	0	0	1		Painter, P	1	0	0	0	0	0		Leskanic	1.0	2	1	1	0	2	0																																																																																																																																																																																																																																																																																																																																																																																																																																																																																																																						
Avery, P	0	0	0	0	0	0		Hubbard, PH	1	0	0	0	0	0		Munoz (L, 0-1)	0.1	1	1	1	0	0	0																																																																																																																																																																																																																																																																																																																																																																																																																																																																																																																						
Pena, P	0	0	0	0	0	0		Reed, P	0	0	0	0	0	0		Holmes	0.2	2	2	0	0	2	0																																																																																																																																																																																																																																																																																																																																																																																																																																																																																																																						
Mordecai, PH	1	1	1	1	0	0		Ruffin, P	0	0	0	0	0	0		<b>Totals</b>	<b>9.0</b>	<b>13</b>	<b>7</b>	<b>5</b>	<b>3</b>	<b>10</b>	<b>2</b>																																																																																																																																																																																																																																																																																																																																																																																																																																																																																																																						
Wohlers, P	0	0	0	0	0	0		Bates, PH	1	0	1	0	0	0																																																																																																																																																																																																																																																																																																																																																																																																																																																																																																																															
Glavine, P	3	0	1	0	0	1		Leskanic, P	0	0	0	0	0	0																																																																																																																																																																																																																																																																																																																																																																																																																																																																																																																															
Smith, PH	1	0	1	0	0	0		Hubbard, PH	0	0	0	0	0	0																																																																																																																																																																																																																																																																																																																																																																																																																																																																																																																															
Belliard, SS	1	0	0	0	0	0		Munoz, P	0	0	0	0	0	0																																																																																																																																																																																																																																																																																																																																																																																																																																																																																																																															
<b>Totals</b>	<b>41</b>	<b>7</b>	<b>13</b>	<b>5</b>	<b>3</b>	<b>10</b>		Holmes, P	0	0	0	0	0	0																																																																																																																																																																																																																																																																																																																																																																																																																																																																																																																															
								Vander Wal, PH	1	0	0	0	0	1																																																																																																																																																																																																																																																																																																																																																																																																																																																																																																																															
								<b>Totals</b>	<b>36</b>	<b>4</b>	<b>8</b>	<b>4</b>	<b>1</b>	<b>6</b>																																																																																																																																																																																																																																																																																																																																																																																																																																																																																																																															

**(Rockies Postseason History, continued)**

Game 3		Oct. 6, Atlanta-Fulton County Stadium										COL 7, ATL 5 (10 inn.)			1-2					
<b>FINAL</b>																				
COLORADO		1	0	2	0	0	2	0	0	0	2	R		7	H		9	E		0
ATLANTA		0	0	0	3	0	0	1	0	1	0	R		5	H		11	E		0
<b>Colorado</b>	<b>AB R H BI BB K</b>	<b>Atlanta</b>										<b>AB R H BI BB K</b>	<b>Colorado</b>		<b>IP H R ER BB SO HR</b>					
Young, 2B	3 2 1 2 1 0	Grissom, CF	5	0	2	0	0	1	Swift	6.0	7	4	4	2	3	0				
Reed, P	0 0 0 0 0 0	Lemke, 2B	5	0	0	0	0	1	Reed	0.1	0	0	0	0	0	1				
Munoz, P	0 0 0 0 0 0	C. Jones, 3B	5	0	1	0	0	1	Munoz	0.0	1	0	0	0	0	0				
Leskanic, P	0 0 0 0 0 0	McGriff, 1B	4	1	1	0	1	0	Leskanic	1.0	0	0	0	0	1	0				
Ruffin, P	0 0 0 0 0 0	Justice, RF	3	1	0	0	0	0	Ruffin	1.0	1	1	1	0	1	0				
Holmes, P	0 0 0 0 0 0	Klesko, LF	4	3	3	1	0	1	Holmes (W, 1-0)	0.2	2	0	0	0	0	0				
Vander Wal, PH	1 0 0 0 0 0	Lopez, C	4	0	2	2	0	1	Thompson (S, 1)	1.0	0	0	0	0	0	0				
Thompson, P	0 0 0 0 0 0	Blauser, SS	2	0	0	0	0	1	<b>Totals</b>	<b>10.0</b>	<b>11</b>	<b>5</b>	<b>5</b>	<b>2</b>	<b>5</b>	<b>1</b>				
Kingery, CF	4 0 0 0 0 1	Belliard, SS	0	0	0	0	0	0	<b>Atlanta</b>	<b>IP H R ER BB SO HR</b>										
Bichette, LF	5 2 3 0 0 2	Smith, PH	0	0	0	0	0	0	Smoltz	5.2	5	5	5	1	6	2				
Walker, RF	3 1 1 0 1 1	Mordecai, PH	2	0	1	1	0	0	Clontz	1.1	0	0	0	0	2	0				
Galarraga, 1B	5 0 1 1 0 3	Smoltz, P	2	0	0	0	0	0	Borbon	1.0	1	0	0	0	3	0				
Castilla, 3B	5 1 2 3 0 1	Clontz, P	0	0	0	0	0	0	McMichael	1.0	0	0	0	1	1	0				
Girardi, C	5 0 0 0 0 1	Devereaux, PH	1	0	0	0	0	0	Wohlers (L, 0-1)	0.2	3	2	2	1	0	0				
Weiss, SS	3 1 1 0 1 1	Borbon, P	0	0	0	0	0	0	Mercker	0.1	0	0	0	0	0	0				
Swift, P	3 0 0 0 0 2	McMichael, P	0	0	0	0	0	0	<b>Totals</b>	<b>10.0</b>	<b>9</b>	<b>7</b>	<b>7</b>	<b>3</b>	<b>12</b>	<b>2</b>				
Bates, 2B	1 0 0 0 0 0	Polonia, PH	1	0	1	1	0	0												
<b>Totals</b>	<b>38 7 9 6 3 12</b>	Wohlers, P	0	0	0	0	0	0												
		Mercker, P	0	0	0	0	0	0												
		<b>Totals</b>	<b>38</b>	<b>5</b>	<b>11</b>	<b>5</b>	<b>2</b>	<b>6</b>												

Game 4		Oct. 7, Atlanta-Fulton County Stadium										ATL 10, COL 4			1-3				
<b>FINAL</b>																			
COLORADO		0	0	3	0	0	1	0	0	0	R		4	H		11	E		1
ATLANTA		0	0	4	2	1	3	0	0	X	R		10	H		15	E		0
<b>Colorado</b>	<b>AB R H BI BB K</b>	<b>Atlanta</b>										<b>AB R H BI BB K</b>	<b>Colorado</b>		<b>IP H R ER BB SO HR</b>				
Young, 2B	4 1 3 0 0 1	Grissom, CF	5	2	5	1	0	0	Saberhagen (L, 0-1)	4.0	7	6	5	1	3	1			
Kingery, CF	3 1 1 0 0 0	Lemke, 2B	5	2	2	1	0	1	Ritz	1.2	5	4	4	1	1	1			
Bichette, LF	4 1 2 3 0 1	C. Jones, 3B	3	1	1	2	2	1	Munoz	0.1	1	0	0	1	0	0			
Walker, RF	4 0 0 0 0 2	McGriff, 1B	5	2	3	5	0	0	Reynoso	1.0	2	0	0	0	0	0			
Galarraga, 1B	4 0 1 0 0 1	Justice, RF	4	0	1	0	1	1	Ruffin	1.0	0	0	0	1	0	0			
Castilla, 3B	4 1 3 1 0 0	Klesko, LF	4	1	1	0	0	0	<b>Totals</b>	<b>8.0</b>	<b>15</b>	<b>10</b>	<b>9</b>	<b>4</b>	<b>4</b>	<b>2</b>			
Girardi, C	4 0 1 0 0 1	Devereaux, LF	1	0	0	0	0	0	<b>Atlanta</b>	<b>IP H R ER BB SO HR</b>									
Weiss, SS	4 0 0 0 0 1	O'Brien, C	3	0	1	0	1	0	Maddux (W, 1-0)	7.0	10	4	4	0	7	2			
Saberhagen, P	1 0 0 0 0 0	Belliard, SS	4	1	0	0	0	1	Pena	2.0	1	0	0	0	1	0			
Hubbard, PH	1 0 0 0 0 0	Maddux, P	3	1	1	0	0	0	<b>Totals</b>	<b>9.0</b>	<b>11</b>	<b>4</b>	<b>4</b>	<b>0</b>	<b>8</b>	<b>2</b>			
Ritz, P	0 0 0 0 0 0	Smith, PH	1	0	0	0	0	0											
Munoz, P	0 0 0 0 0 0	Pena, P	0	0	0	0	0	0											
Bates, PH	1 0 0 0 0 0	<b>Totals</b>	<b>38</b>	<b>10</b>	<b>15</b>	<b>9</b>	<b>4</b>	<b>4</b>											
Reynoso, P	0 0 0 0 0 0																		
Ruffin, P	0 0 0 0 0 0																		
Vander Wal, PH	1 0 0 0 0 1																		
<b>Totals</b>	<b>35 4 11 4 0 8</b>																		

# Rockies Attendance

## YEAR-BY-YEAR ATTENDANCE

Year	Home Att.	Avg.	Dates	*Rank (NL / ML)	Road Att.	Avg.	Dates
1993	4,483,350	56,751	79	1st / 1st	2,695,071	33,688	80
1994	3,281,511	58,598	56	1st / 1st	1,758,853	29,811	59
1995	3,390,037	47,084	72	1st / 1st	1,794,948	24,930	72
1996	3,891,014	48,037	81	1st / 1st	2,130,129	26,627	80
1997	3,888,453	48,006	81	1st / 1st	2,238,993	27,987	80
1998	3,789,347	46,782	81	1st / 1st	2,154,522	26,932	80
1999	3,481,065	42,976	81	1st / 1st	2,273,665	28,070	81
2000	3,285,710	40,564	81	3rd / 5th	2,323,144	27,902	80
2001	3,166,821	39,097	81	2nd / 5th	2,498,241	30,842	81
2002	2,737,838	33,800	81	6th / 8th	2,372,413	29,289	81
2003	2,334,085	28,816	81	9th / 14th	2,229,517	27,869	80
2004	2,338,069	29,596	79	9th / 15th	2,588,553	31,957	81
2005	1,914,389	23,930	80	14th / 26th	2,540,968	31,370	81
2006	2,104,362	25,980	81	13th / 23rd	2,626,037	32,420	81
2007	2,376,250	28,979	82	11th / 17th	2,734,074	33,754	81
2008	2,650,218	33,218	80	9th / 13th	2,607,997	32,197	81
2009	2,665,080	32,902	81	8th / 11th	2,456,754	30,709	80
2010	2,875,245	35,941	80	6th / 10th	2,550,944	31,493	81
2011	2,909,777	35,923	81	7th / 13th	2,423,939	29,925	81
2012	2,630,458	32,475	81	7th / 14th	2,584,080	31,902	81
2013	2,793,828	34,492	81	5th / 10th	2,646,265	32,670	81
2014	2,680,329	33,090	81	5th / 10th	2,564,425	31,660	81
2015	2,506,789	31,335	80	8th / 14th	2,507,923	30,962	81
2016	2,602,524	32,130	81	6th / 11th	2,548,764	32,848	81
2017	2,953,650	36,465	81	5th / 8th	2,476,640	30,576	81
2018	3,015,880	37,333	81	5th / 7th	2,591,775	31,607	82
2019	2,993,244	36,954	81	4th / 6th	2,472,839	30,529	81
2020				No fan attendance permitted due to COVID-19 pandemic			
<b>Totals</b>	<b>79,739,323</b>	<b>37,157</b>	<b>2,146</b>		<b>65,391,473</b>	<b>30,415</b>	<b>2,150</b>
<b>Coors Field</b>	<b>71,974,462</b>	<b>35,790</b>	<b>2,011</b>				

\* Rank Based on Total Attendance

## COORS FIELD TOP 10 (Regular Season Only)

### PAID TICKETS

Total	Date	Opponent
49,509	April 9, 2010	San Diego
49,427	April 10, 2009	Philadelphia
49,374	April 1, 2011	Arizona
49,360	April 8, 2016	San Diego
49,303	April 10, 2015	Chicago-NL
49,282	April 9, 2012	San Francisco
49,271	July 3, 2010	San Francisco
49,233	April 4, 2008	Arizona
49,227	July 2, 2011	Kansas City
49,169	April 7, 2017	Los Angeles-NL
49,131	July 3, 2017	Cincinnati

### TICKETS DISTRIBUTED

Total	Date	Opponent
50,977	April 8, 2016	San Diego
50,967	April 10, 2015	Chicago-NL
50,956	April 9, 2010	San Diego
50,942	April 1, 2011	Arizona
50,925	April 10, 2009	Philadelphia
50,842	April 2, 2007	Arizona
50,795	April 4, 2008	Arizona
50,749	April 9, 2012	San Francisco
50,732	April 3, 2006	Arizona
50,726	April 5, 2013	San Diego
50,667	April 4, 2014	Arizona

Record Book

## ATTENDANCE RECORDS

### REGULAR SEASON

	Attendance	Opponent	Date/Year
*Season	4,483,350		1993
Season, Coors Field	3,891,014		1996
*Four-Game Series	259,113	St. Louis	July 14-17, 1994
*Three-Game Series	217,009	San Francisco	June 24-26, 1994
Two-Game Series	107,237	St. Louis	April 28-29, 1993
Four-Game Series, Coors Field	193,183	San Francisco	June 26-29, 1997
Three-Game Series, Coors Field	146,530	New York-AL	June 18-20, 2002
Two-Game Series, Coors Field	96,981	Los Angeles	July 14-15, 1997
*Day Game (Paid)	80,227	Montreal	April 9, 1993
Night Game (Paid)	73,957	San Francisco	June 24, 1994
Day Game, Coors Field (Paid)	49,509	San Diego	April 9, 2010
Night Game, Coors Field (Paid)	49,271	San Francisco	July 3, 2010
Single Game, Coors Field (Total)	50,956	San Diego	April 9, 2010
Home Opener, Coors Field (Paid)	49,509	San Diego	April 9, 2010
Road Game (largest)	61,247	San Diego	April 6, 1999
Road Game (smallest)	3,183	at Montreal	May 9, 2002
Home Game (smallest)	18,119	San Diego	Sept. 22, 2005
Doubleheader	60,613	New York-NL	Aug. 21, 1993
Interleague Game	49,227	Kansas City	July 2, 2011
Memorial Day	47,665	Pittsburgh	May 31, 1993
Independence Day	59,259	Chicago	July 4, 1993
Labor Day	54,035	Pittsburgh	Sept. 5, 1993
Weeknight (non-holiday)	73,957	San Francisco	Fri. June 24, 1994
Weekday	65,043	Atlanta	Thu., Aug. 11, 1994
Saturday (day)	72,123	Atlanta	May 21, 1994
Saturday (night)	72,280	San Francisco	July 31, 1993
Sunday	73,171	San Francisco	June 26, 1994

### POSTSEASON AND ALL-STAR GAME

All-Star Game	51,267	July 7, 1998
NLDS, Game 3 vs. PHI	50,724	Oct. 6, 2007
NLCS, Game 4 vs. ARI	50,213	Oct. 15, 2007
NLCS, Game 3 vs. ARI	50,137	Oct. 14, 2007
NLDS, Game 2 vs. ATL	50,063	Oct. 4, 1995
World Series, Game 4 vs. BOS	50,041	Oct. 28, 2007
World Series, Game 3 vs. BOS	49,983	Oct. 27, 2007
NLDS, Game 3 vs. MIL	49,658	Oct. 7, 2018

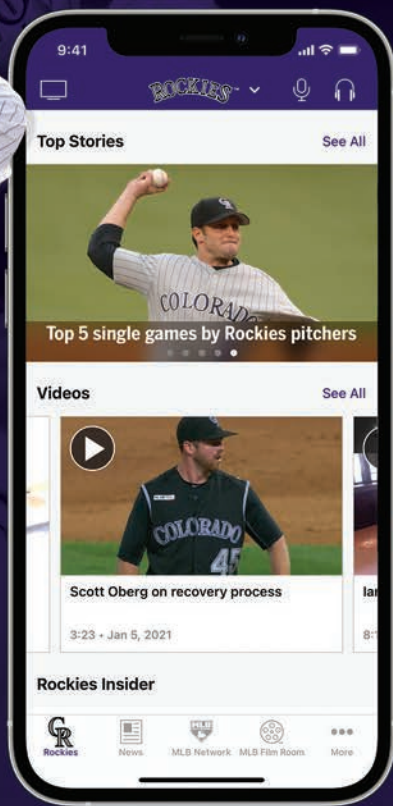

\*Major League Record

### SELLOUT STREAK

The Rockies enjoyed a 203-game home sellout streak from June 13, 1995 to Sept. 5, 1997. Over the course of those 203 dates, the club posted a .626 winning percentage. The streak ultimately came to a halt with the second game of a doubleheader on Sept. 6, 1997 vs. St. Louis.



# MLB™



## OFFICIAL APP OF THE COLORADO ROCKIES

Get access to everything Rockies everywhere you go. MLB is the #1 app for live Rockies baseball. Delivering live audio broadcasts with your favorite announcers, customizable favorite team features, breaking news, video highlights and much more.



© 2021 MLB Advanced Media L.P. Major League Baseball trademarks and copyrights are used with permission of Major League Baseball. Visit [MLB.com](http://MLB.com). Any other marks used herein are trademarks of their respective owners. Photos: Getty Images.





# 2021 OPPONENTS



# 2020 & All-Time Record vs. Opponents

## 2020 RECORD

	HOME		ROAD		TOTALS	
	W	L	W	L	W	L
VS. ATLANTA	-	-	-	-	-	-
VS. MIAMI	-	-	-	-	-	-
VS. NEW YORK	-	-	-	-	-	-
VS. PHILADELPHIA	-	-	-	-	-	-
VS. WASHINGTON / MON.	-	-	-	-	-	-
<b>TOTALS VS. NL EAST **</b>	-	-	-	-	-	-
	<b>W</b>	<b>L</b>	<b>W</b>	<b>L</b>	<b>W</b>	<b>L</b>
VS. CHICAGO	-	-	-	-	-	-
VS. CINCINNATI	-	-	-	-	-	-
VS. MILWAUKEE	-	-	-	-	-	-
VS. PITTSBURGH	-	-	-	-	-	-
VS. ST. LOUIS	-	-	-	-	-	-
<b>TOTALS VS. NL CENTRAL **</b>	-	-	-	-	-	-
	<b>W</b>	<b>L</b>	<b>W</b>	<b>L</b>	<b>W</b>	<b>L</b>
VS. ARIZONA	1	2	4	3	5	5
VS. LOS ANGELES	1	3	2	4	3	7
VS. SAN DIEGO	3	4	0	3	3	7
VS. SAN FRANCISCO	4	2	2	2	6	4
<b>TOTALS VS. NL WEST **</b>	<b>9</b>	<b>11</b>	<b>8</b>	<b>12</b>	<b>17</b>	<b>23</b>
<b>TOTALS VS. NL **</b>	<b>9</b>	<b>11</b>	<b>8</b>	<b>12</b>	<b>17</b>	<b>23</b>
	<b>W</b>	<b>L</b>	<b>W</b>	<b>L</b>	<b>W</b>	<b>L</b>
VS. BALTIMORE	-	-	-	-	-	-
VS. BOSTON	-	-	-	-	-	-
VS. NEW YORK	-	-	-	-	-	-
VS. TAMPA BAY	-	-	-	-	-	-
VS. TORONTO	-	-	-	-	-	-
<b>TOTALS VS. AL EAST **</b>	-	-	-	-	-	-
	<b>W</b>	<b>L</b>	<b>W</b>	<b>L</b>	<b>W</b>	<b>L</b>
VS. CHICAGO	-	-	-	-	-	-
VS. CLEVELAND	-	-	-	-	-	-
VS. DETROIT	-	-	-	-	-	-
VS. KANSAS CITY	-	-	-	-	-	-
VS. MINNESOTA	-	-	-	-	-	-
<b>TOTALS VS. AL CENTRAL **</b>	-	-	-	-	-	-
	<b>W</b>	<b>L</b>	<b>W</b>	<b>L</b>	<b>W</b>	<b>L</b>
VS. HOUSTON	0	2	0	2	0	4
VS. LOS ANGELES	1	2	-	-	1	2
VS. OAKLAND	1	1	2	0	3	1
VS. SEATTLE	-	-	2	1	2	1
VS. TEXAS	1	2	2	1	3	3
<b>TOTALS VS. AL WEST **</b>	<b>3</b>	<b>7</b>	<b>6</b>	<b>4</b>	<b>9</b>	<b>11</b>
<b>TOTALS VS. AL **</b>	<b>3</b>	<b>7</b>	<b>6</b>	<b>4</b>	<b>9</b>	<b>11</b>
<b>OVERALL TOTALS</b>	<b>12</b>	<b>18</b>	<b>14</b>	<b>16</b>	<b>26</b>	<b>34</b>

## ALL-TIME RECORD

	HOME		ROAD		TOTALS	
	W	L	W	L	W	L
51	58	37	66	88	124	
62	43	38	68	100	111	
61	40	38	66	99	106	
48	50	40	62	88	112	
58	43	57	46	115	89	
<b>289</b>	<b>236</b>	<b>218</b>	<b>312</b>	<b>507</b>	<b>548</b>	
	<b>W</b>	<b>L</b>	<b>W</b>	<b>L</b>	<b>W</b>	<b>L</b>
55	49	46	54	101	103	
63	42	43	59	106	101	
48	29	33	44	81	73	
55	48	46	61	101	109	
56	51	42	67	98	118	
<b>307</b>	<b>235</b>	<b>227</b>	<b>319</b>	<b>534</b>	<b>554</b>	
	<b>W</b>	<b>L</b>	<b>W</b>	<b>L</b>	<b>W</b>	<b>L</b>
101	99	77	125	178	224	
108	126	84	147	192	273	
131	101	111	121	242	222	
128	102	84	148	212	250	
<b>479</b>	<b>437</b>	<b>360</b>	<b>556</b>	<b>839</b>	<b>993</b>	
<b>1075</b>	<b>908</b>	<b>805</b>	<b>1187</b>	<b>1880</b>	<b>2095</b>	
	<b>W</b>	<b>L</b>	<b>W</b>	<b>L</b>	<b>W</b>	<b>L</b>
4	2	6	6	10	8	
5	5	5	8	10	13	
7	4	3	8	10	12	
9	6	1	5	10	11	
10	2	0	9	10	11	
<b>35</b>	<b>19</b>	<b>15</b>	<b>36</b>	<b>50</b>	<b>55</b>	
	<b>W</b>	<b>L</b>	<b>W</b>	<b>L</b>	<b>W</b>	<b>L</b>
5	7	2	1	7	8	
9	2	4	10	13	12	
10	5	5	10	15	15	
8	6	3	8	11	14	
3	3	4	5	7	8	
<b>35</b>	<b>23</b>	<b>18</b>	<b>34</b>	<b>53</b>	<b>57</b>	
	<b>W</b>	<b>L</b>	<b>W</b>	<b>L</b>	<b>W</b>	<b>L</b>
51	36	31	61	82	97	
4	14	7	14	11	28	
12	7	7	9	19	16	
11	11	12	13	23	24	
11	10	9	12	20	22	
<b>39</b>	<b>51</b>	<b>37</b>	<b>56</b>	<b>76</b>	<b>107</b>	
<b>109</b>	<b>93</b>	<b>70</b>	<b>126</b>	<b>179</b>	<b>219</b>	
<b>1184</b>	<b>1001</b>	<b>875</b>	<b>1313</b>	<b>2059</b>	<b>2314</b>	

\*\* All-Time Records include teams that may no longer be part of that division/league

## YEAR-BY-YEAR INTERLEAGUE RECORD

YEAR	HOME	ROAD	TOTAL	YEAR	HOME	ROAD	TOTAL
1997	6-2	3-5	9-7	2009	5-1	6-3	11-4
1998	3-3	1-5	4-8	2010	5-1	4-5	9-6
1999	2-4	2-4	4-8	2011	5-4	3-3	8-7
2000	5-1	1-5	6-6	2012	0-9	2-4	2-13
2001	1-5	1-5	2-10	2013	3-7	2-8	5-15
2002	5-4	2-7	7-11	2014	6-4	1-9	7-13
2003	6-3	3-3	9-6	2015	2-8	3-7	5-15
2004	7-2	1-8	8-10	2016	4-6	5-5	9-11
2005	5-4	1-5	6-9	2017	5-5	5-5	10-10
2006	7-2	4-2	11-4	2018	8-2	5-5	13-7
2007	6-3	4-5	10-8	2019	5-5	3-7	8-12
2008	5-1	2-7	7-8	2020	3-7	6-4	9-11
				<b>Totals</b>	<b>109-93</b>	<b>70-126</b>	<b>179-219</b>

# Arizona Diamondbacks



401 East Jefferson Street,  
Phoenix, AZ 85004

**CHASE FIELD**  
Opened: 1998  
Capacity: 48,618

## Communications Staff

Senior Vice President, Content & Communications:  
Josh Rawitch (602) 462-6746  
E-mail: jrawitch@dbacks.com

Senior Director, Player & Media Relations:  
Casey Wilcox (602) 462-6661  
E-mail: cwilcox@dbacks.com

Director, Player & Media Relations:  
Pat O'Connell (602) 462-6586  
E-mail: poconnell@dbacks.com

## Long Streaks vs. Diamondbacks

OVERALL WINNING: 8, May 5-June 20, 2019  
OVERALL LOSING: 7, Oct. 2, 2001-April 14, 2002  
HOME WINNING: 7, July 18, 2002-April 6, 2003  
HOME LOSING: 9, June 21, 2017-July 10, 2018  
ROAD WINNING: 6, Sept. 21, 2018-June 20, 2019  
ROAD LOSING: 9, April 20-Sept. 29, 2002  
MOST RUNS SCORED: 20, Sept. 23, 2003  
MOST RUNS ALLOWED: 17, Sept. 28, 2002  
LONGEST GAME: 18 innings, Aug. 15, 2006  
TIMES COL SHUTOUT ARI: 10x, last: Sept. 23, 2018  
TIMES ARI SHUTOUT COL: 12x, last: July 5, 2019

## All-Time vs. Arizona

YEAR	HOME	ROAD	TOTAL
1998	3-3	3-3	6-6
1999	4-3	3-3	7-6
2000	4-2	2-5	6-7
2001	5-5	1-8	6-13
2002	4-5	1-9	5-14
2003	6-4	3-6	9-10
2004	8-1	5-5	13-6
2005	3-6	4-5	7-11
2006	3-7	4-5	7-12
2007	5-4	5-4	10-8
2008	2-7	1-8	3-15
2009	6-3	5-4	11-7
2010	7-2	2-7	9-9
2011	3-6	2-7	5-13
2012	4-5	4-5	8-10
2013	5-4	2-8	7-12
2014	6-4	4-5	10-9
2015	4-5	2-8	6-13
2016	4-6	5-4	9-10
2017	3-6	5-5	8-11
2018	5-5	6-3	11-8
2019	6-4	4-5	10-9
2020	1-2	4-3	5-5
<b>Totals</b>	<b>101-99</b>	<b>77-125</b>	<b>178-224</b>

## Last Rockies Sweep

	at COL	at ARI
3-Game:	Sept. 10-12, 2010	Aug. 24-26, 2020
4-Game:	May 27-30, 2019	Never

## Last D-backs Sweep

	at COL	at ARI
3-Game:	June 6-10, 2018	July 5-7, 2019
4-Game:	April 11-14, 2002	Sept. 26-29, 2002

# Atlanta Braves



755 Battery Avenue, SE  
Atlanta, GA 30315

**TRUIST PARK**  
Opened: 2017  
Capacity: 41,184

## Media Relations Staff

Director, Baseball Communications:  
Jonathan Kerber (404) 614-1379  
Email: jonathan.kerber@braves.com

Manager, Baseball Communications:  
Jared Burleyson (404) 614-1541  
E-mail: jared.burleyson@braves.com

## Long Streaks vs. Braves

OVERALL WINNING: 6, June 11, 2014-July 12, 2015  
OVERALL LOSING: 16, May 6, 1993-May 22, 1994  
HOME WINNING: 11, June 11, 2014-Aug. 14, 2017  
HOME LOSING: 11, May 6, 1993-Aug. 9, 1994  
ROAD WINNING: 8, Aug. 26, 2017-April 27, 2019  
ROAD LOSING: 7, 2x, last: Sept. 5, 2012-May 23, 2014  
MOST RUNS SCORED: 19, June 7, 1996  
MOST RUNS ALLOWED: 20, April 18, 1999  
LONGEST GAME: 14 innings, Aug. 19, 1999  
TIMES COL SHUTOUT ATL: 7x, last: Aug. 27, 2017  
TIMES ATL SHUTOUT COL: 15x, last: April 8, 2018

## All-Time vs. Atlanta

YEAR	HOME	ROAD	TOTAL
1993	0-7	0-6	0-13
1994	1-5	1-3	2-8
1995	2-4	2-5	4-9
1996	5-1	2-4	7-5
1997	3-3	3-2	6-5
1998	1-3	2-2	3-5
1999	3-3	1-2	4-5
2000	1-2	3-3	4-5
2001	1-2	1-2	2-4
2002	1-2	2-2	3-4
2003	0-3	0-3	0-6
2004	2-1	0-3	2-4
2005	2-1	2-1	4-2
2006	3-1	0-2	3-3
2007	1-2	1-2	2-4
2008	3-1	0-3	3-4
2009	2-2	2-2	4-4
2010	3-0	1-2	4-2
2011	2-2	0-4	2-6
2012	0-3	1-3	1-6
2013	1-2	0-4	1-6
2014	2-2	1-2	3-4
2015	4-0	2-1	6-1
2016	4-0	2-1	6-1
2017	2-2	2-1	4-3
2018	1-2	4-0	5-2
2019	1-2	2-1	3-3
<b>Totals</b>	<b>51-58</b>	<b>37-66</b>	<b>88-124</b>

## Last Braves Sweep

	at COL	at ATL
3-Game:	May 4-6, 2012	Sept. 9-11, 2008
4-Game:	May 6-9, 1993	June 29-Aug. 1, 2013

## Last Rockies Sweep

	at COL	at ATL
3-Game:	Aug. 23-25, 2010	Sept. 12-14, 1997
4-Game:	July 21-24, 2016	Aug. 16-19, 2018

# Chicago Cubs



1060 West Addison Street,  
Chicago, IL 60613

## WRIGLEY FIELD

Opened: 1914  
Capacity: 41,577

### Media Relations Staff

Assistant Director, Media Relations:  
Jason Carr (773) 404-4023  
E-mail: jcarr@cubs.com

### Long Streaks vs. Cubs

OVERALL WINNING: 7, Aug. 2, 1996-May 1, 1997  
OVERALL LOSING: 6, 2x, last: Oct. 1, 2006-Aug. 10, 2007  
HOME WINNING: 6, 2x, last: Aug. 9, 2009-April 15, 2011  
HOME LOSING: 4, 3x, last: Aug. 3, 2004-Aug. 19, 2005  
ROAD WINNING: 5, 2x, last: Aug. 2, 1996-April 16, 1997  
ROAD LOSING: 9, Oct. 1, 2006-April 13, 2009  
MOST RUNS SCORED: 17, July 30, 2010  
MOST RUNS ALLOWED: 26, Aug. 18, 1995  
LONGEST GAME: 16 innings, July 29, 2014  
TIMES COL SHUTOUT CHC: 7x, last: May 10, 2017  
TIMES CHC SHUTOUT COL: 8x, last: Aug. 26, 2012

### Last Rockies Sweep

	<b>at COL</b>	<b>at CHC</b>
3-Game:	Sept. 25-27, 2012	July 4-6, 1994
4-Game:	July 24-27, 1997	Never

### All-Time vs. Cubs

YEAR	HOME	ROAD	TOTAL
1993	3-3	1-5	4-8
1994	1-5	5-1	6-6
1995	3-4	4-2	7-6
1996	2-4	5-1	7-5
1997	6-0	3-2	9-2
1998	1-5	4-2	2-7
1999	1-2	4-2	5-4
2000	4-2	1-2	5-4
2001	2-1	1-2	3-3
2002	1-2	1-2	2-4
2003	2-1	1-2	3-3
2004	0-3	1-2	1-5
2005	2-1	1-3	3-4
2006	2-1	2-1	4-2
2007	2-2	0-3	2-5
2008	1-1	0-4	1-5
2009	3-1	1-1	4-2
2010	3-0	0-2	3-2
2011	2-1	2-1	4-2
2012	3-0	1-2	4-2
2013	2-1	1-2	3-3
2014	1-2	1-3	2-5
2015	1-2	1-2	2-4
2016	2-1	2-1	4-2
2017	2-1	3-1	5-2
2018	1-2	2-1	3-3
2019	2-1	1-2	3-3
<b>Totals</b>	<b>55-49</b>	<b>46-54</b>	<b>101-103</b>

### Last Cubs Sweep

	<b>at COL</b>	<b>at CHC</b>
3-Game:	Aug. 3-5, 2004	June 25-27, 2007
4-Game:	Never	May 29-June 1, 2008

# Cincinnati Reds



100 Joe Nuxhall Way,  
Cincinnati, OH 45202

## GREAT AMERICAN BALL PARK

Opened: 2003  
Capacity: 42,271

### Media Relations Staff

Vice President, Media Relations:  
Rob Butcher (513) 765-7090  
E-mail: rbutcher@reds.com

Director, Media Relations:  
Larry Herms (513) 765-7092  
E-mail: lherms@reds.com

Director, Media Relations, Digital Content:  
Jamie Ramsey (513) 765-7093  
E-mail: jramsey@reds.com

### Long Streaks vs. Cincinnati

OVERALL WINNING: 9, Aug. 23, 2008-Sept. 10, 2009  
OVERALL LOSING: 6, 2x, last: May 26, 2012-June 3, 2013  
HOME WINNING: 10, Aug. 23, 2008-Sept. 9, 2010  
HOME LOSING: 5, July 13, 2000-April 28, 2001  
ROAD WINNING: 6, July 25, 2008-Aug. 2, 2009  
ROAD LOSING: 10, May 14, 1993-June 11, 1994  
MOST RUNS SCORED: 17, 2x, last: May 31, 2016  
MOST RUNS ALLOWED: 24, May 19, 1999  
LONGEST GAME: 13 innings, June 7, 2018  
TIMES COL SHUTOUT CIN: 3x, last: July 18, 2010  
TIMES CIN SHUTOUT COL: 5x, last: June 3, 2013

### All-Time vs. Cincinnati

YEAR	HOME	ROAD	TOTAL
1993	4-2	0-7	4-9
1994	3-1	1-3	4-4
1995	5-1	2-4	7-5
1996	3-4	3-3	6-7
1997	4-2	2-3	6-5
1998	3-3	2-1	5-4
1999	0-3	2-4	2-7
2000	2-4	1-2	3-6
2001	1-2	5-1	6-3
2002	3-0	0-3	3-3
2003	1-2	1-2	2-4
2004	2-1	1-2	3-3
2005	3-0	0-3	3-3
2006	1-1	0-4	1-5
2007	2-1	2-1	4-2
2008	2-1	3-0	5-1
2009	4-0	3-0	7-0
2010	4-0	1-2	5-2
2011	2-1	2-2	4-3
2012	0-3	1-2	1-5
2013	2-1	2-1	4-2
2014	3-1	1-2	4-3
2015	2-1	2-1	4-2
2016	1-3	1-2	2-5
2017	2-2	2-1	4-3
2018	2-1	1-2	4-2
2019	2-1	1-2	3-3
<b>Totals</b>	<b>63-42</b>	<b>43-59</b>	<b>106-101</b>

### Last Rockies Sweep

	<b>at COL</b>	<b>at CIN</b>
3-Game:	June 3-5, 2005	July 31-Aug. 2, 2009
4-Game:	Sept. 6-9, 2010	Never

### Last Reds Sweep

	<b>at COL</b>	<b>at CIN</b>
3-Game:	July 27-29, 2012	July 15-17, 2005
4-Game:	Never	July 13-16, 2006

# Houston Astros



501 Crawford Street,  
Houston, Texas 77002

## MINUTE MAID PARK

Opened: 2000  
Capacity: 41,083

### Communications Staff

#### Vice President, Communications:

Gene Dias (713) 259-8985  
E-mail: [gdias@astros.com](mailto:gdias@astros.com)

#### Senior Manager, Communications:

Steve Grande (713) 447-2774  
E-mail: [sgrande@astros.com](mailto:sgrande@astros.com)

#### Manager, Communications:

Chris Peixoto (713) 259-8988  
E-mail: [cpeixoto@astros.com](mailto:cpeixoto@astros.com)

### Long Streaks vs. Houston

OVERALL WINNING: 6, Sept. 8, 1996-April 28, 1997  
OVERALL LOSING: 9, Aug. 15 2018-Aug. 20, 2020  
HOME WINNING: 7, 2x, last: Aug. 22, 2011-May 31, 2012  
HOME LOSING: 5, May 29, 2013-July 24, 2018  
ROAD WINNING: 3, 3x, last: Sept. 24, 2011-April 6, 2012  
ROAD LOSING: 7, 2x, last: Oct. 1, 2004-May 12, 2006  
MOST RUNS SCORED: 19, Sept. 25, 2011  
MOST RUNS ALLOWED: 16, 3x, last: July 28, 1999  
LONGEST GAME: 13 innings, Sept. 24, 2011  
TIMES COL SHUTOUT HOU: 7x, last: May 20, 2010  
TIMES HOU SHUTOUT COL: 8x, last: Sept. 6, 2008

### All-Time vs. Houston

YEAR	HOME	ROAD	TOTAL
1993	7-0	4-2	11-2
1994	2-1	3-4	5-5
1995	2-1	2-3	4-4
1996	5-1	3-4	8-5
1997	3-2	2-4	5-6
1998	4-1	2-4	6-5
1999	1-3	1-3	2-6
2000	4-2	1-2	5-4
2001	2-1	0-3	2-4
2002	2-1	1-2	3-3
2003	1-2	1-2	2-4
2004	1-2	0-3	1-5
2005	1-2	0-3	1-5
2006	3-0	1-2	4-2
2007	2-1	1-3	3-4
2008	1-2	2-1	3-3
2009	1-2	1-3	2-5
2010	1-3	1-1	2-4
2011	3-0	2-2	5-2
2012	4-0	1-2	5-2
2013	0-2	1-1	1-3
2015	0-2	0-2	0-4
2018	1-1	1-1	2-2
2019	0-2	0-2	0-4
2020	0-2	0-2	0-4
<b>Totals</b>	<b>51-36</b>	<b>31-61</b>	<b>82-97</b>

### Last Rockies Sweep

	at COL	at HOU
3-Game:	Aug. 22-24, 2011	Never
4-Game:	May 28-31, 2012	Never

### Last Astros Sweep

	at COL	at HOU
3-Game:	Never	June 20-22, 2005
4-Game:	Never	Never

# Los Angeles Angels



2000 Gene Autry Way,  
Anaheim, CA 92806

## ANGEL STADIUM

Opened: 1960  
Capacity: 45,477

### Communications Staff

#### Director, Communications:

Adam Chodzko (714) 940-2138  
E-mail: [adam.chodzko@angels.com](mailto:adam.chodzko@angels.com)

#### Manager, Communications:

Matt Birch (714) 940-2014  
E-mail: [matt.birch@angels.com](mailto:matt.birch@angels.com)

### Long Streaks vs. Los Angeles-AL

OVERALL WINNING: 3, June 27, 2006-June 22, 2009  
OVERALL LOSING: 9, June 26, 2010-July 8, 2015  
HOME WINNING: 1, 4x, last: Sept. 11, 2020  
HOME LOSING: 8, July 6, 2001-July 8, 2015  
ROAD WINNING: 3, June 27, 2006-June 22, 2009  
ROAD LOSING: 7, June 5, 1998-June 26, 2006  
MOST RUNS SCORED: 12, June 27, 2006  
MOST RUNS ALLOWED: 12, July 7, 2000  
LONGEST GAME: 11 innings, 3x, last: Sept. 12, 2020  
TIMES COL SHUTOUT LAA: Never  
TIMES LAA SHUTOUT COL: 2x, last: May 8, 2018

### All-Time vs. Los Angeles-AL

YEAR	HOME	ROAD	TOTAL
1997	1-1	2-0	3-1
1998	0-0	0-3	0-3
1999	1-2	0-0	1-2
2000	0-0	0-3	0-3
2001	0-3	0-0	0-3
2006	0-0	2-1	2-1
2009	0-0	1-2	1-2
2010	0-0	1-2	1-2
2012	0-3	0-0	0-3
2015	0-2	0-2	0-4
2018	1-1	1-1	2-2
2020	1-2	0-0	1-2
<b>Totals</b>	<b>4-14</b>	<b>7-14</b>	<b>11-28</b>

### Last Rockies Sweep

	at COL	at LAA
3-Game:	Never	Never
4-Game:	Never	Never

### Last Angels Sweep

	at COL	at LAA
3-Game:	June 8-10, 2012	July 7-9, 2000
4-Game:	Never	Never

# Los Angeles Dodgers



1000 Vin Scully Ave.  
Los Angeles, CA 90012

## DODGER STADIUM

Opened: 1962  
Capacity: 56,000

### Communications Staff

**Senior Director, Public Relations:**

Joe Jareck (323) 224-1549

E-mail: joej@ladodgers.com

**Assistant Director, Public Relations:**

Jon Chapper (323) 224-1589

E-mail: jonc@ladodgers.com

**Manager, Public Relations:**

Juan Dorado (323) 224-1342

E-mail: juand@ladodgers.com

### Long Streaks vs. Los Angeles-NL

OVERALL WINNING: 7, Sept. 18-27, 2007  
OVERALL LOSING: 12, Sept. 9, 2018-June 27, 2019  
HOME WINNING: 6, 2x, July 28-Sept. 20, 2007  
HOME LOSING: 6, Sept. 30, 2017-Aug. 9, 2018  
ROAD WINNING: 6, Aug. 9, 1993-June 18, 1994  
ROAD LOSING: 12, July 1, 2018-Sept. 20, 2019  
MOST RUNS SCORED: 18, Sept. 17, 1999  
MOST RUNS ALLOWED: 22, July 21, 2001  
LONGEST GAME: 16 innings, Sept. 15, 2015  
TIMES COL SHUTOUT LAD: 16x, last: Aug. 31, 2016  
TIMES LAD SHUTOUT COL: 36x, last: May 23, 2018

### All-Time vs. Los Angeles-NL

YEAR	HOME	ROAD	TOTAL
1993	3-3	4-3	7-6
1994	2-5	2-1	4-6
1995	1-5	3-4	4-9
1996	4-3	2-4	6-7
1997	1-5	4-2	5-7
1998	3-3	3-3	6-6
1999	4-3	4-2	8-5
2000	3-4	1-5	4-9
2001	4-5	4-6	8-11
2002	5-5	2-7	7-12
2003	5-4	2-8	7-12
2004	5-5	3-6	8-11
2005	7-3	4-5	11-8
2006	2-7	2-8	4-15
2007	7-2	5-4	12-6
2008	4-5	4-5	8-10
2009	2-7	2-7	4-14
2010	3-6	4-5	7-11
2011	6-3	3-6	9-9
2012	6-3	2-7	8-10
2013	4-5	6-4	10-9
2014	4-6	2-7	6-13
2015	5-4	3-7	8-11
2016	5-4	2-8	7-12
2017	5-5	5-4	10-9
2018	4-6	3-7	7-13
2019	3-7	1-8	4-15
2020	1-3	2-4	3-7
<b>Totals</b>	<b>108-126</b>	<b>84-147</b>	<b>192-273</b>

### Last Rockies Sweep

	at COL	at LAD
3-Game:	Sept. 25-27, 2015	Sept. 25-27, 2007
4-Game:	Sept. 18-20, 2007	Sept. 7-10, 2017

### Last Dodgers Sweep

	at COL	at LAD
3-Game:	April 5-7, 2019	Sept. 2-4, 2019
4-Game:	Never	Sept. 22-26, 2016

# Miami Marlins



501 Marlins Way,  
Miami, FL 33125

## MARLINS PARK

Opened: 2012  
Capacity: 37,446

### Communications Staff

**Vice President, Communications & Broadcasting:**

Jason Latimer (305) 480-1390

E-mail: jlatimer@marlins.com

**Assistant Director, Communications:**

Jon Erik Alvarez (305) 480-1395

E-mail: jalvarez@marlins.com

**Coordinator, Media Relations:**

Daniel Kurish (480) 385-8880

E-mail: dkurish@marlins.com

### Long Streaks vs. Marlins

OVERALL WINNING: 8, April 28, 1998-June 20, 1999  
OVERALL LOSING: 7, April 28, 2004-May 7, 2005  
HOME WINNING: 8, April 28, 1998-June 20, 1999  
HOME LOSING: 5, June 2, 2006-Sept. 15, 2007  
ROAD WINNING: 5, May 8, 2005-July 31, 2007  
ROAD LOSING: 10, Aug. 8, 1995-Aug. 15, 1996  
MOST RUNS SCORED: 18, July 4, 2008  
MOST RUNS ALLOWED: 17, 2x, last: July 4, 2008  
LONGEST GAME: 13 innings, 2x, last: Aug. 23, 2014  
TIMES COL SHUTOUT MIA: 7x, last: Aug. 16, 2019  
TIMES MIA SHUTOUT COL: 14x, last: March 31, 2019

### All-Time vs. Marlins

YEAR	HOME	ROAD	TOTAL
1993	4-2	3-3	7-5
1994	2-4	1-5	3-9
1995	3-3	2-4	5-7
1996	5-1	0-7	5-8
1997	3-2	4-2	7-4
1998	5-1	1-2	6-3
1999	3-0	2-4	5-4
2000	3-3	1-2	4-5
2001	3-0	1-2	4-2
2002	3-1	2-1	5-2
2003	3-0	1-2	4-2
2004	1-2	0-3	1-5
2005	2-1	1-2	3-3
2006	0-3	3-0	3-3
2007	1-2	2-1	3-3
2008	3-1	2-2	5-3
2009	1-2	1-2	2-4
2010	2-1	1-3	3-4
2011	2-1	1-2	3-3
2012	2-2	1-2	3-4
2013	1-3	2-1	3-4
2014	2-1	1-3	3-4
2015	1-2	1-3	2-5
2016	1-2	1-3	2-5
2017	2-1	0-3	2-4
2018	1-2	1-2	2-4
2019	3-0	2-2	5-2
<b>Totals</b>	<b>62-43</b>	<b>38-68</b>	<b>100-111</b>

### Last Rockies Sweep

	at COL	at MIA
3-Game:	Aug. 16-18, 2019	April 28-30, 2006
4-Game:	Sept. 7-10, 1998	Never

### Last Marlins Sweep

	at COL	at MIA
3-Game:	June 2-4, 2006	Aug. 11-13, 2017
4-Game:	Never	May 9-12, 1996



# Milwaukee Brewers



One Brewers Way,  
Milwaukee, WI 53214

**MILLER PARK**  
Opened: 2001  
Capacity: 41,700

## Communications Staff

### Senior Vice President, Communications & Affiliate Operations:

Tyler Barnes (414) 902-4468  
E-mail: tyler.barnes@brewers.com

### Senior Director, Media Relations:

Mike Vassallo (414) 902-4473  
E-mail: mike.vassallo@brewers.com

### Director, Business Communications:

Leslie Stachowiak (414) 902-4488  
E-mail: leslie.stachowiak@brewers.com

### Senior Coordinator, Media Relations:

Andrew Gruman (414) 902-4470  
E-mail: andrew.gruman@brewers.com

## Long Streaks vs. Milwaukee

OVERALL WINNING: 7, 2x, last: June 9, 2009-April 5, 2010  
OVERALL LOSING: 6, 2x, last: June 20-28, 2014  
HOME WINNING: 9, Sept. 28, 2001-July 27, 2003  
HOME LOSING: 4, 2x, last: Aug. 19, 2017-May 11, 2018  
ROAD WINNING: 4, 2x, last: June 29, 2014-April 8, 2015  
ROAD LOSING: 6, 2x, last: April 6, 2010-Sept. 13, 2011  
MOST RUNS SCORED: 19, Aug. 8, 2007  
MOST RUNS ALLOWED: 13, June 20, 2014  
LONGEST GAME: 14 innings, May 20, 2011  
TIMES COL SHUTOUT MIL: 6x, last: May 12, 2018  
TIMES MIL SHUTOUT COL: 3x, last: Aug. 1, 2006

## All-Time vs. Milwaukee

YEAR	HOME	ROAD	TOTAL
1998	3-3	1-4	4-7
1999	5-1	1-2	6-3
2000	1-2	3-3	4-5
2001	3-0	2-1	5-1
2002	3-0	0-3	3-3
2003	3-0	2-1	5-1
2004	0-3	2-1	2-4
2005	1-2	0-3	1-5
2006	2-1	0-3	2-4
2007	3-0	1-2	4-2
2008	2-1	2-2	4-3
2009	3-0	3-0	6-0
2010	4-2	1-2	5-4
2011	2-2	1-4	3-6
2012	3-0	2-1	5-1
2013	2-1	2-1	4-2
2014	0-3	1-3	1-6
2015	2-1	3-0	5-1
2016	1-2	0-3	1-5
2017	1-2	3-1	4-3
2018	1-3	1-2	2-5
2019	3-0	2-2	5-2
<b>Totals</b>	<b>48-29</b>	<b>33-44</b>	<b>81-73</b>

## Last Rockies Sweep

3-Game: at COL Sept. 27-29, 2019 at MIL April 6-8, 2015  
4-Game: Never Never

## Last Brewers Sweep

3-Game: at COL June 20-22, 2014 at MIL Aug. 22-24, 2016  
4-Game: Never Never

# New York Mets



126th Street,  
Flushing, NY 11368

**CITI FIELD**  
Opened: 2009  
Capacity: 41,922

## Media Relations Staff

### Vice President, Communications:

Harold Kaufman (718) 559-3108  
Email: hkaufman@nymets.com

### Senior Director, Communications:

Ethan Wilson (718) 803-4027  
E-mail: ewils@nymets.com

### Manager, Communications:

Zach Weber (516) 642-6718  
E-mail: zweber@nymets.com

### Coordinator, Communications:

Kristin Wojcik (201) 832-9630  
E-mail: kwojcik@nymets.com

### Translator/Assistant, Communications:

Alan Suriel (914) 315-9452  
E-mail: asuriek@nymets.com

### Assistant, Communications:

Zack Becker (856) 296-4314  
E-mail: zbecker@nymets.com

## All-Time vs. New York

YEAR	HOME	ROAD	TOTAL
1993	4-2	2-4	6-6
1994	2-1	3-0	5-1
1995	4-1	1-3	5-4
1996	5-1	2-4	7-5
1997	4-1	2-4	6-5
1998	1-2	2-4	3-6
1999	3-3	1-2	4-5
2000	1-2	2-4	3-6
2001	3-1	1-2	4-3
2002	1-2	2-1	3-3
2003	2-1	0-4	2-5
2004	1-2	0-3	1-5
2005	2-1	1-3	3-4
2006	0-3	1-2	1-5
2007	3-0	1-2	4-2
2008	3-3	0-3	3-6
2009	2-1	1-3	3-4
2010	2-1	1-2	3-3
2011	1-2	4-0	5-2
2012	1-2	4-0	5-2
2013	3-1	0-3	3-4
2014	3-1	0-3	3-4
2015	0-3	0-4	0-7
2016	3-0	3-1	6-1
2017	2-1	1-2	3-3
2018	3-1	3-0	6-1
2019	1-2	1-2	2-4
<b>Totals</b>	<b>61-40</b>	<b>38-66</b>	<b>99-106</b>

## Long Streaks vs. New York

OVERALL WINNING: 7, Aug. 20, 2012-April 18, 2013  
OVERALL LOSING: 11, May 4, 2014-Aug. 23, 2015  
HOME WINNING: 5, Aug. 31, 2006-May 23, 2008  
HOME LOSING: 4, May 4, 2014-Aug. 23, 2015  
ROAD WINNING: 8, April 11, 2011-Aug. 23, 2012  
ROAD LOSING: 10, 2x, last: Aug. 6, 2013-Aug. 13, 2015  
MOST RUNS SCORED: 18, April 27, 2012  
MOST RUNS ALLOWED: 14, 4x, last: July 14, 2017  
LONGEST GAME: 14 innings, April 26, 1995  
TIMES COL SHUTOUT NYM: 6x, last: May 5, 2018  
TIMES NYM SHUTOUT COL: 18x, last: Aug. 12, 2015

## Last Rockies Sweep

3-Game: at COL May 13-15, 2016 at NYM May 4-6, 2018  
4-Game: Never Aug. 20-23, 2012

## Last Mets Sweep

3-Game: at COL Aug. 21-23, 2015 at NYM Sept. 8-10, 2014  
4-Game: Never Aug. 10-13, 2015

# Oakland Athletics



7000 Coliseum Way,  
Oakland, CA 94621

## OAKLAND COLISEUM

Opened: 1968  
Capacity: 48,592

### Communications Staff

Director, Baseball Communications:

Fernando Alcalá (510) 563-2236  
E-mail: falcala@athletics.com

Manager, Baseball Communications:

Mark Ling (510) 746-4418  
E-mail: mling@athletics.com

Manager, Baseball Information:

Mike Selleck (510) 563-2233  
E-mail: mselleck@athletics.com

### Long Streaks vs. Oakland

OVERALL WINNING: 6, July 27, 2018-Sept. 15, 2020  
OVERALL LOSING: 4, 2x, last: June 12, 2012-June 29, 2015  
HOME WINNING: 4, 2x, last: July 27, 2018-Sept. 15, 2020  
HOME LOSING: 4, June 21, 2006-June 14, 2012  
ROAD WINNING: 3, June 26-28, 2009  
ROAD LOSING: 7, June 15, 1997-July 17, 2001  
MOST RUNS SCORED: 18, July 18, 2000  
MOST RUNS ALLOWED: 11, July 17, 2000  
LONGEST GAME: 11 innings, June 21, 2006  
TIMES COL SHUTOUT OAK: 2x, last: June 20, 2006  
TIMES OAK SHUTOUT COL: None

### All-Time vs. Oakland

YEAR	HOME	ROAD	TOTAL
1997	2-0	1-1	3-1
1998	2-1	0-0	2-1
1999	0-0	0-3	0-3
2000	2-1	0-0	2-1
2001	0-0	0-3	0-3
2006	2-1	0-0	2-1
2009	0-0	3-0	3-0
2012	0-3	0-0	0-3
2015	0-0	1-2	1-2
2018	3-0	0-0	3-0
2020	1-1	2-0	3-1
<b>Totals</b>	<b>12-7</b>	<b>7-9</b>	<b>19-16</b>

### Last Rockies Sweep

	at COL	at OAK
3-Game:	July 27-29, 2018	June 26-28, 2009
4-Game:	Never	Never

### Last Athletics Sweep

	at COL	at OAK
3-Game:	June 12-14, 2012	July 15-17, 2001
4-Game:	Never	Never

# Philadelphia Phillies

One Citizens Bank Way,  
Philadelphia, PA 19148



## CITIZENS BANK PARK

Opened: 2004  
Capacity: 43,651

### Communications Staff

Director, Communications:

Greg Casterioto (215) 218-5297  
E-mail: gcasterioto@phillies.com

Manager, Baseball Communications:

Chris Ware (215) 218-5245  
E-mail: cware@phillies.com

Assistant, Baseball Communications:

Kenny Ayres (215) 218-5142  
E-mail: kayres@phillies.com

Assistant, Baseball Communications:

Jim Hogan (215) 218-5248  
E-mail: jhogan@phillies.com

Spanish Language Interpreter:

Diego Ettetdgui (215) 218-5328  
E-mail: dettedgui@phillies.com

### Long Streaks vs. Philadelphia

OVERALL WINNING: 6, 2x, last: Sept. 24, 2018-April 19, 2019  
OVERALL LOSING: 7, May 3, 2002-Aug. 5, 2003  
HOME WINNING: 6, Sept. 24, 2018-April 19, 2019  
HOME LOSING: 5, May 28, 1993-Aug. 18, 1993  
ROAD WINNING: 3, 5x, last: May 22-24, 2017  
ROAD LOSING: 7, 2x, last: Aug. 5, 2009-May 18, 2011  
MOST RUNS SCORED: 14, last: Sept. 26, 2018  
MOST RUNS ALLOWED: 20, May 26, 2008  
LONGEST GAME: 13 innings Aug. 23, 1993  
TIMES COL SHUTOUT PHI: 6x, last: Sept. 26, 2018  
TIMES PHI SHUTOUT COL: 8x, last: May 26, 2014

### All-Time vs. Philadelphia

YEAR	HOME	ROAD	TOTAL
1993	1-5	2-4	3-9
1994	0-3	2-1	2-4
1995	3-1	1-1	4-2
1996	4-2	2-4	6-6
1997	2-3	2-4	4-7
1998	1-2	4-2	5-4
1999	3-3	2-1	5-4
2000	2-1	4-2	6-3
2001	1-2	1-2	2-4
2002	3-0	0-3	3-3
2003	2-1	0-3	2-4
2004	2-2	3-1	5-3
2005	1-3	1-1	2-4
2006	1-2	2-2	3-4
2007	2-1	2-2	4-3
2008	0-2	0-3	0-5
2009	1-2	1-2	2-4
2010	2-1	0-4	2-3
2011	0-3	1-1	1-4
2012	1-2	1-5	2-7
2013	2-1	1-3	3-4
2014	2-1	1-2	3-3
2015	2-2	3-0	5-2
2016	2-2	0-3	2-5
2017	2-1	3-1	5-2
2018	4-0	1-2	5-2
2019	3-1	0-3	3-4
<b>Totals</b>	<b>48-50</b>	<b>40-62</b>	<b>88-112</b>

### Last Rockies Sweep

	at COL	at PHI
3-Game:	April 26-28, 2002	May 29-31, 2015
4-Game:	Sept. 24-27, 2018	Never

### Last Phillies Sweep

	at COL	at PHI
3-Game:	Aug. 1-3, 2011	May 17-19, 2019
4-Game:	Never	July 23-26, 2010

# Pittsburgh Pirates



115 Federal Street,  
Pittsburgh, PA 15212

**PNC PARK**  
Opened: 2001  
Capacity: 38,747

## Communications Staff

**Director, Baseball Communications:**  
Jim Trdinich (412) 325-4728  
E-mail: jim.trdinich@pirates.com

**Director, Media Relations:**  
Dan Hart (412) 325-4976  
E-mail: dan.hart@pirates.com

## Long Streaks vs. Pittsburgh

OVERALL WINNING: 6, 2x, last: Aug. 8, 2000-May 4, 2001  
OVERALL LOSING: 8, Sept. 21, 2015-May 20, 2016  
HOME WINNING: 7, July 17, 2008-June 21, 2009  
HOME LOSING: 8, July 27, 2014-April 27, 2016  
ROAD WINNING: 4, Aug. 25, 2000-May 4, 2001  
ROAD LOSING: 7, Aug. 3, 2013-Aug. 29, 2015  
MOST RUNS SCORED: 16, 2x, last: June 7, 2006  
MOST RUNS ALLOWED: 15, 2x, last: May 11, 2004  
LONGEST GAME: 14 innings, April 8, 2011  
TIMES COL SHUTOUT PIT: 10x, last: May 21, 2019  
TIMES PIT SHUTOUT COL: 7x, last: April 29, 2011

## Last Rockies Sweep

	<b>at COL</b>	<b>at PIT</b>
3-Game:	Aug. 9-11, 2013	July 16-18, 2007
4-Game:	July 17-20, 2008	Never

## All-Time vs. Pittsburgh

YEAR	HOME	ROAD	TOTAL
1993	4-2	4-2	8-4
1994	1-2	1-1	2-3
1995	5-1	3-3	8-4
1996	5-1	2-4	7-5
1997	3-2	1-5	4-7
1998	2-1	3-3	5-4
1999	0-3	2-4	2-7
2000	4-2	3-0	7-2
2001	1-2	1-2	2-4
2002	3-0	1-2	4-2
2003	1-2	2-4	3-6
2004	1-2	1-2	2-4
2005	1-2	2-5	3-7
2006	2-1	1-2	3-3
2007	1-3	3-0	4-3
2008	4-0	1-2	5-2
2009	5-1	1-2	6-3
2010	1-2	2-2	3-4
2011	1-2	3-1	4-3
2012	1-2	1-2	2-4
2013	3-0	1-2	4-2
2014	2-1	0-3	2-4
2015	0-4	1-2	1-6
2016	1-3	1-2	2-5
2017	2-1	1-2	3-3
2018	1-2	2-1	3-3
2019	0-4	2-1	2-5
<b>Totals</b>	<b>55-48</b>	<b>46-61</b>	<b>101-109</b>

## Last Pirates Sweep

	<b>at COL</b>	<b>at PIT</b>
3-Game:	Aug. 30-Sept. 1, 1999	July 18-20, 2014
4-Game:	Aug. 29-Sept. 1, 2019	Never

# St. Louis Cardinals



700 Clark Street,  
St. Louis, MO 63102

**BUSCH STADIUM**  
Opened: 2006  
Capacity: 44,383

## Communications Staff

**Director, Communications:**  
Brian Bartow (314) 345-9313  
E-mail: bbartow@cardinals.com

**Manager, Baseball Communications:**  
Michael Whitty (314) 345-9877  
E-mail: mwhitty@cardinals.com

**Administrator, Baseball Information & Media Services:**  
Chris Tunno (314) 345-9781  
E-mail: ctunno@cardinals.com

## Long Streaks vs. St. Louis

OVERALL WINNING: 7, 2x, last: May 7, 2008-Sept. 25, 2009  
OVERALL LOSING: 5, 3x, last: Aug. 26, 2018-Aug. 25, 2019  
HOME WINNING: 7, May 17, 1996-May 26, 1997  
HOME LOSING: 4, 4x, last: May 30, 2007-May 6, 2008  
ROAD WINNING: 4, 2x, last: June 5-8, 2009  
ROAD LOSING: 6, 2x, last: Aug. 1, 2018-Aug. 25, 2019  
MOST RUNS SCORED: 15, 2x, last: May 28, 2011  
MOST RUNS ALLOWED: 15, 3x, last: April 8, 2003  
LONGEST GAME: 15 innings, Sept. 19, 2013  
TIMES COL SHUTOUT STL: 4x, last: May 26, 2017  
TIMES STL SHUTOUT COL: 13x, last: Aug. 24, 2019

## All-Time vs. St. Louis

YEAR	HOME	ROAD	TOTAL
1993	2-4	3-3	5-7
1994	5-1	3-3	8-4
1995	2-4	3-3	5-7
1996	6-0	2-4	8-4
1997	4-2	3-2	7-4
1998	2-4	1-2	3-6
1999	0-3	4-2	4-5
2000	3-1	2-2	5-3
2001	5-1	1-2	6-3
2002	0-3	2-1	2-4
2003	2-1	2-1	4-2
2004	0-3	1-2	1-5
2005	2-2	2-2	4-4
2006	1-2	1-5	2-7
2007	2-2	1-2	3-4
2008	4-4	2-4	6-8
2009	2-1	4-0	6-1
2010	3-0	0-4	3-4
2011	1-2	1-2	2-4
2012	1-2	1-3	2-5
2013	2-2	1-2	3-4
2014	1-2	0-3	1-5
2015	2-1	1-3	3-4
2016	1-2	1-2	2-4
2017	2-1	0-3	2-4
2018	1-2	1-3	2-5
2019	2-1	0-4	2-5
<b>Totals</b>	<b>56-51</b>	<b>42-67</b>	<b>98-118</b>

## Last Rockies Sweep

	<b>at COL</b>	<b>at STL</b>
3-Game:	July 6-8, 2010	Never
4-Game:	July 14-17, 1994	June 5-8, 2009

## Last Cardinals Sweep

	<b>at COL</b>	<b>at STL</b>
3-Game:	Sept. 24-26, 2004	July 24-26, 2017
4-Game:	Never	Aug. 22-25, 2019

# San Diego Padres



100 Park Boulevard,  
San Diego, CA 92101

**PETCO PARK**  
Opened: 2004  
Capacity: 40,209

## Communications Staff

### Vice President, Communications:

Craig Hughner (619) 795-5261  
E-mail: chughner@padres.com

### Senior Manager, Media Relations:

Darren Feeney (619) 795-5293  
E-mail: dfeeney@padres.com

### Senior Manager, Business Communications & Spanish Media Relations:

Danny Sanchez (619) 795-5136  
E-mail: dsanchez@padres.com

### Manager, Media Relations:

J.P. Nolan (619) 795-5302  
E-mail: jnolan@padres.com

## Long Streaks vs. San Diego

OVERALL WINNING: 7, June 3-Sept. 16, 2017

OVERALL LOSING: 7, 2x, last: May 1-Aug. 15, 2015

HOME WINNING: 6, Sept. 27, 2001-July 6, 2002

HOME LOSING: 5, April 6, 2001-June 26, 2001

ROAD WINNING: 5, Sept. 12, 2000-April 19, 2001

ROAD LOSING: 6, 3x, last: Sept. 24, 2014-July 18, 2015

MOST RUNS SCORED: 20, Sept. 20, 2005

MOST RUNS ALLOWED: 16, 4x, last: June 14, 2019

LONGEST GAME: 22 innings, April 17, 2008

TIMES COL SHUTOUT SD: 25x, last: Sept. 16, 2017

TIMES SD SHUTOUT COL: 25x, last: Sept. 7, 2020

## All-Time vs. San Diego

YEAR	HOME	ROAD	TOTAL
1993	4-2	2-5	6-7
1994	2-2	3-3	5-5
1995	5-1	4-3	9-4
1996	5-2	3-3	8-5
1997	2-4	2-4	4-8
1998	3-3	2-4	5-7
1999	3-3	1-6	4-9
2000	2-4	5-2	7-6
2001	3-7	6-3	9-10
2002	7-2	4-6	11-8
2003	7-3	5-4	12-7
2004	3-6	7-3	10-9
2005	4-5	3-6	7-11
2006	6-4	4-5	10-9
2007	6-4	5-4	11-8
2008	5-4	4-5	9-9
2009	5-4	5-4	10-8
2010	5-4	7-2	12-6
2011	3-6	6-3	9-9
2012	5-4	3-6	8-10
2013	7-3	5-4	12-7
2014	7-2	3-7	10-9
2015	5-5	2-7	7-12
2016	6-3	4-6	10-9
2017	6-3	6-4	12-7
2018	5-4	6-4	11-8
2019	7-3	4-5	11-8
2020	3-4	0-3	3-7
<b>Totals</b>	<b>131-101</b>	<b>111-121</b>	<b>242-222</b>

## Last Padres Sweep

	at COL	at SD
3-Game:	Sept. 19-21, 2011	Sept. 7-8, 2020
4-Game:	Never	June 25-28, 1999

## Last Rockies Sweep

	at COL	at SD
3-Game:	Sept. 13-15, 2019	April 12-14, 2013
4-Game:	July 11-14, 1996	Never

# San Francisco Giants

24 Willie Mays Plaza,  
San Francisco, CA 94107



**ORACLE PARK**  
Opened: 2000  
Capacity: 41,915

## Media Relations Staff

### Vice President, Media Relations:

Matt Chisholm (415) 972-2441  
E-mail: mchisholm@sfgiants.com

### Senior Director, Broadcast, Communications & Media Operations:

Maria Jacinto (415) 972-2447  
Email: mjacinto@sfgiants.com

### Senior Manager, Hispanic Communications:

Erwin Higueros (415) 972-2442  
E-mail: ehigueros@sfgiants.com

### Manager, Media Relations:

Megan Brown (415) 972-2440  
E-mail: mbrown@sfgiants.com

### Manager, Baseball Information:

Mike Passanisi (415) 972-2448  
E-mail: mpassanisi@sfgiants.com

## Long Streaks vs. San Francisco

OVERALL WINNING: 9, April 15-June 18, 2017

OVERALL LOSING: 10, Sept. 11, 2012-May 16, 2013

HOME WINNING: 10, Sept. 7 2016-Sept. 5, 2017

HOME LOSING: 7, May 11, 1993-June 25, 1994

ROAD WINNING: 4, 2x, last: April 13-June 26, 2015

ROAD LOSING: 13, April 23, 1999-May 24, 2001

MOST RUNS SCORED: 20, Sept. 18, 2006

MOST RUNS ALLOWED: 23, Sept. 1, 2020

LONGEST GAME: 18 innings, April 12, 2019

TIMES COL SHUTOUT SF: 19x, last: June 24, 2019

TIMES SF SHUTOUT COL: 29x, last: April 11, 2019

## All-Time vs. San Francisco

YEAR	HOME	ROAD	TOTAL
1993	1-6	2-4	3-10
1994	1-2	2-5	3-7
1995	5-2	3-3	8-5
1996	4-2	1-6	5-8
1997	3-3	1-5	4-8
1998	4-2	3-3	7-5
1999	3-3	1-6	4-9
2000	6-1	0-6	6-7
2001	5-4	4-6	9-10
2002	4-6	4-5	8-11
2003	6-3	1-9	7-12
2004	4-6	4-5	8-11
2005	4-5	3-6	7-11
2006	6-3	4-5	10-8
2007	5-4	5-4	10-8
2008	5-4	6-3	11-7
2009	6-3	2-7	8-10
2010	5-4	4-5	9-9
2011	3-6	2-7	5-13
2012	2-7	2-7	4-14
2013	7-3	3-7	9-10
2014	5-4	5-5	10-9
2015	5-5	6-3	11-8
2016	5-4	4-6	9-10
2017	9-1	3-6	12-7
2018	8-1	4-6	12-7
2019	3-6	4-6	7-12
2020	4-2	2-2	6-4
<b>Totals</b>	<b>128-102</b>	<b>84-148</b>	<b>212-250</b>

## Last Rockies Sweep

	at COL	at SF
3-Game:	Sept. 3-5, 2018	April 13-15, 2015
4-Game:	June 15-18, 2017	Never

## Last Giants Sweep

	at COL	at SF
3-Game:	Aug. 3-5, 2012	April 8-10, 2013
4-Game:	July 15-17, 2019	Sept. 17-20, 2012

# Seattle Mariners



1250 First Avenue South,  
Seattle, WA 98134

## SAFECO FIELD

Opened: 1999  
Capacity: 47,715

### Communications Staff

#### Senior Vice President, Marketing & Communications:

Kevin Martinez (206) 346-4426  
E-mail: kmartinez@mariners.com

#### Vice President, Communications:

Tim Hevly (206) 346-4402  
E-mail: thevly@mariners.com

#### Senior Manager, Baseball Information:

Kelly Munro (206) 346-4401  
E-mail: kmunro@mariners.com

### Long Streaks vs. Seattle

OVERALL WINNING: 5, July 13, 2018-Aug. 8, 2020  
OVERALL LOSING: 5, May 18, 2012-Aug. 4, 2015  
HOME WINNING: 3, 2x, last: July 13-15, 2018  
HOME LOSING: 5, May 18, 2012-Aug. 4, 2015  
ROAD WINNING: 3, June 1, 2017-July 7, 2018  
ROAD LOSING: 4, July 1, 1998-June 6, 2000  
MOST RUNS SCORED: 16, June 9, 1999  
MOST RUNS ALLOWED: 12, June 12, 1997  
LONGEST GAME: 11 innings, 2x, last: Aug. 5, 2015  
TIMES COL SHUTOUT SEA: 2x, Aug. 8, 2020  
TIMES SEA SHUTOUT COL: 2x, last: May 31, 2017

### All-Time vs. Seattle

YEAR	HOME	ROAD	TOTAL
1997	2-0	0-2	2-2
1998	0-0	1-2	1-2
1999	1-2	0-0	1-2
2000	0-0	1-2	1-2
2001	1-2	0-0	1-2
2002	0-0	1-2	1-2
2006	0-0	2-1	2-1
2009	3-0	0-0	3-0
2012	0-3	0-0	0-3
2015	1-2	2-1	3-3
2017	0-2	1-1	1-3
2018	3-0	2-1	5-1
2020	0-0	2-1	2-1
<b>Totals</b>	<b>11-11</b>	<b>12-13</b>	<b>23-24</b>

### Last Rockies Sweep

	at COL	at SEA
3-Game:	July 13-15, 2018	Never
4-Game:	Never	Never

### Last Mariners Sweep

	at COL	at SEA
3-Game:	May 18-20, 2012	Never
4-Game:	Never	Never

# Texas Rangers



734 Stadium Drive,  
Arlington, Texas 76011

## GLOBE LIFE FIELD

Opened: 2020  
Capacity: 40,300

### Communications Staff

#### Executive Vice President, Communications:

John Blake (817) 533-1656  
E-mail: jblake@texastrangers.com

#### Senior Director, Communications:

Rich Rice (817) 533-1657  
E-mail: rrice@texastrangers.com

#### Manager, Baseball Information:

Matt Mallian (817) 533-1662  
E-mail: mmallian@texastrangers.com

#### Coordinator, Media Services:

Kate Munson (817) 533-1660  
E-mail: kmunson@texastrangers.com

#### Coordinator, Communications:

Tyler Strachan (817) 533-1663  
E-mail: tstrachan@texastrangers.com

### All-Time vs. Texas

YEAR	HOME	ROAD	TOTAL
1997	1-1	0-2	1-3
1998	1-2	0-0	1-2
1999	0-0	2-1	2-1
2000	3-0	0-0	3-0
2001	0-0	1-2	1-2
2006	2-1	0-0	2-1
2012	0-0	1-2	1-2
2014	2-0	1-1	3-1
2015	1-2	0-0	1-2
2016	0-2	1-1	1-3
2018	0-0	1-2	1-2
2020	1-2	2-1	3-3
<b>Totals</b>	<b>11-10</b>	<b>9-12</b>	<b>20-22</b>

### Long Streaks vs. Texas

OVERALL WINNING: 5, June 12, 1999-June 11, 2000  
OVERALL LOSING: 5, July 21, 2015-Aug. 10, 2016  
HOME WINNING: 5, June 24, 2006-July 20, 2015  
HOME LOSING: 6, July 21, 2015-Aug. 15, 2020  
ROAD WINNING: 2, 3x, last: July 25-26, 2020  
ROAD LOSING: 3, 2x, last: June 16, 2018-July 24, 2020  
MOST RUNS SCORED: 12, 4x, last: June 17, 2018  
MOST RUNS ALLOWED: 13, June 17, 2018  
LONGEST GAME: 12 innings, June 9, 2000  
TIMES COL SHUTOUT TEX: 1x, June 25, 2006  
TIMES TEX SHUTOUT COL: 3x, last: July 24, 2020

### Last Rockies Sweep

	at COL	at TEX
3-Game:	June 9-11, 2000	Never
4-Game:	Never	Never

### Last Rangers Sweep

	at COL	at TEX
3-Game:	Never	Never
4-Game:	Never	Never



# Washington Nationals



1500 South Capitol Street SE,  
Washington, DC 20003

## NATIONALS PARK

Opened: 2008  
Capacity: 41,339

### Communications Staff

#### Senior Vice President, Chief Communications Officer:

Jennifer Giglio (202) 640-7707

E-mail: jennifer.giglio@nationals.com

#### Senior Executive Director, Communications:

Elizabeth Alexander (202) 640-7710

E-mail: elizabeth.alexander@nationals.com

#### Director, Communications:

Kyle Brostowitz (202) 640-7439

E-mail: kyle.brostowitz@nationals.com

#### Manager, Communications:

Melissa Strozza (202) 640-7417

E-mail: melissa.strozza@nationals.com

#### Manager, Communications:

Christopher Browne (202) 640-7702

E-mail: christopher.browne@nationals.com

#### Coordinator, Communications:

Devon Bridges

E-mail: devon.bridges@nationals.com

### Long Streaks vs. Washington/Montreal

OVERALL WINNING: 9, Aug. 15, 2008-Aug. 20, 2009

OVERALL LOSING: 7, April 18-Sept. 8, 1993

HOME WINNING: 7, 3x, last: Sept. 7, 2006-Aug. 26, 2007

HOME LOSING: 4, 3x, last: June 12, 2013-July 22, 2014

ROAD WINNING: 6, Aug. 15, 2008-Aug. 20, 2009

ROAD LOSING: 5, April 18, 1993-May 27, 1994

MOST RUNS SCORED: 16, May 3, 2000

MOST RUNS ALLOWED: 21, April 28, 1996

LONGEST GAME: 13 innings, April 27, 1996

TIMES COL SHUTOUT WSH/MTL: 6x, last: Sept. 30, 2018

TIMES WSH/MTL SHUTOUT COL: 8x, last: July 24, 2019

### All-Time vs. Washington/Montreal

YEAR	HOME	ROAD	TOTAL
1993	2-4	1-5	3-9
1994	3-0	1-2	4-2
1995	4-0	3-1	7-1
1996	2-4	1-5	3-9
1997	3-3	4-1	7-4
1998	3-0	4-2	7-2
1999	4-2	2-1	6-3
2000	3-0	4-2	7-2
2001	1-2	2-2	3-4
2002	2-1	2-1	4-2
2003	2-2	1-2	3-4
2004	1-2	1-2	2-4
2005	0-3	2-1	2-4
2006	4-0	4-0	8-0
2007	3-0	1-3	4-3
2008	1-3	3-0	4-3
2009	3-0	3-0	6-0
2010	3-1	2-2	5-4
2011	2-2	2-1	4-3
2012	2-2	2-1	4-3
2013	1-2	2-2	3-4
2014	1-2	0-3	1-5
2015	1-2	2-1	3-3
2016	2-1	2-1	4-2
2017	1-3	2-1	3-4
2018	2-1	3-1	5-2
2019	2-1	1-3	3-4
<b>Totals</b>	<b>58-43</b>	<b>57-46</b>	<b>115-89</b>

### Last Rockies Sweep

	at COL	at WSH
3-Game:	July 6-8, 2009	Aug. 18-20, 2009
4-Game:	Sept. 7-10, 2006	June 12-15, 2006

### Last Nationals/Expos Sweep

	at COL	at WSH
3-Game:	Aug. 12-14, 2005	June 30-July 2, 2014
4-Game:	Never	Never



# SCOUTING AND PLAYER DEVELOPMENT

## Minor League Affiliates



### ALBUQUERQUE ISOTOPES (TRIPLE-A)

*Pacific Coast League – Triple-A*

Rio Grande Credit Union Field at Isotopes Park (1969; Renovation in 2003)  
1601 Avenida Cesar Chavez Southeast, Albuquerque, NM 87106  
(505) 924-2255 ♦ www.abqisotopes.com  
Vice President/GM: John Traub ♦ PR contact: Kevin Collins ♦ Affiliate since 2015



### HARTFORD YARD GOATS (DOUBLE-A)

*Eastern League – Double-A*

Dunkin' Donuts Park (2016)  
1214 Main Street, Hartford, CT 06103  
(860) 224-8383 ♦ www.yardgoatsbaseball.com  
GM: Tim Restall ♦ PR contact: Jeff Dooley ♦ Affiliate since 2016



### SPOKANE INDIANS (HIGH-A)

*Northwest League – High-A*

Avista Stadium (1958)  
602 N. Havana Street, Spokane, WA 99202  
(509) 343-6886 ♦ www.spokaneindians.com  
GM: Kyle Day ♦ PR contact: John Collett ♦ Affiliate since 2021



### FRESNO GRIZZLIES (LOW-A)

*California League – Low-A*

Chukchansi Park (2002)  
1800 Tulare Street, Fresno, CA 93721  
(559) 320-4487 ♦ www.fresnogrizzlies.com  
President: Derek Franks ♦ PR contact: Jonathan Bravo ♦ Affiliate since 2021



### DOMINICAN SUMMER LEAGUE ROCKIES I & 2

*Rookie Level*

Complejo Las Americas - Calle Prolongacion Caracol  
Boca Chica, Dominican Republic  
(809) 696-3324  
Affiliate since 2000 (added a second team in 2018)

### ROCKIES MINOR LEAGUE AFFILIATE HISTORY\*

<b>Triple-A</b>	Colorado Springs (1993-2014), Albuquerque (2015-present)
<b>Double-A</b>	New Haven (1994-98), Carolina (1999-2002), Tulsa (2003-14), New Britain (2015), Hartford (2016-present)
<b>High-A</b>	Central Valley (1993-94), Salem (1995-2002), Visalia (2003-04), Modesto (2005-16), Lancaster (2017-20), Spokane (2021-present)
<b>Low-A</b>	Asheville (1994-2020), Fresno (2021-present)
<b>Short-Season A</b>	Bend (1992*-94), Portland (1995-2000), Tri-City (2001-14), Boise (2015-20)
<b>Rookie</b>	Mesa/Arizona League (1993), Chandler/Arizona League (1994-97), Tucson/Arizona League (1998-2000), Casper (2001-11), Grand Junction (2012-20)
<b>DSL Academy</b>	DSL Rockies (1997-present), DSL Colorado (2018-present)

\* In 2020, Major League Baseball realigned Minor League Baseball, eliminating affiliated teams at the Short-Season A and Rookie levels.

\*\*In 1992, as the Rockies were just beginning to build their Minor League system, Bend was the only club made up entirely of Rockies organizational players. Other Rockies got playing time that season on these clubs' Minor League affiliates: Minnesota's Visalia team in the Cal League, Chicago Cubs' Mesa team in the Arizona League, and Kansas City's and Chicago Cubs' teams in the Dominican Republic.

## Colorado Rockies Player Development

Assistant General Manager - Player Development.....	Zach Wilson
Assistant Director - Player Development.....	Chris Forbes
Manager - Minor League Operations.....	Jesse Stender
Player Development Camps and Fundamentals Coordinator .....	Andy Gonzalez
Director - Pitching Operations.....	Mark Wiley
Coordinator - Pitching Strategies.....	Flint Wallace
Pitching Coordinator.....	Doug Linton
Catching Coordinator .....	Mark Strittmatter
Hitting & Bunting Coordinator .....	Darin Everson
Director - Mental Skills Development.....	Doug Chadwick
Assistant Mental Skills Coordinator.....	Jerry Amador
Cultural Education Coordinator .....	Angel Amparo
Rehabilitation Coordinator.....	Scott Murayama
Assistant Rehabilitation Coordinator/Manager, Scottsdale Operations .....	Andy Stover
Physical Performance Coordinator .....	Trevor Swartz
Minor League Equipment & Clubhouse Manager.....	Daniel Kleinholz
Special Assistant - Player Development & Scouting.....	Jerry Weinstein



### Andy Gonzalez

Camps & Fundamentals Coordinator

Andy Gonzalez enters his seventh season with the Rockies organization, his second as the camps & fundamentals coordinator ... spent the previous three seasons as the supervisor of development for Rookie Level Grand Junction ... spent 2016 as the manager of Short-Season Boise and served as Boise's hitting coach in 2015, his first season of professional coaching ... was originally selected by the Chicago White Sox in the fifth round of the 2001 First-Year Player Draft out of Florida Air Academy High School and went on to play professionally for 13 seasons ... the Rio Piedras, Puerto Rico native played in parts of three Major League seasons with the White Sox (2007), Indians (2008) and Marlins (2009) ... a

former infielder, he last played in affiliated ball with Double-A Reading (Philadelphia) in 2013 ... Andy is married to Damaris Rivera and they have two daughters, Danaelis and Abigail.



### Doug Linton

Pitching Coordinator

Doug Linton is in his ninth season as a Rockies pitching coordinator, his 16th as a pitching coach in the Rockies' Minor League system ... he previously served as the Rockies' roving pitching coordinator in 2012 ... prior to that, he spent two seasons as the Triple-A Colorado Springs pitching coach and a season as the pitching coach for High-A Modesto ... he began his coaching career with the Rockies as the pitching coach for the Short-Season Tri-City Dust Devils in the Northwest League, 2006-07 ... the right-handed pitcher played seven seasons in the Majors with Toronto (1992-93, 2003), California (1993), New York-NL (1994), Kansas City (1995-96) and Baltimore (1999) ... he owns a lifetime record of 17-20

with a 5.78 ERA in 112 games (35 starts) ... Linton made his Major League debut on Aug. 3, 1992 at Boston, pitching 3.2 innings of relief ... he was selected by Toronto in the 43rd round of the 1986 First-Year Player Draft ... Linton attended UC Irvine ... he and his wife Lisa reside in Surprise, Ariz., and have three children: Ryan, Austin and Carter.



### Mark Strittmatter

Catching Coordinator

Mark Strittmatter has worked for the past eight years (2013-20) as the Rockies' catching coordinator, after spending the 2011-12 seasons as a Major League coach for the Pittsburgh Pirates ... prior to his Pirates stint, he spent eight years (2003-10) as the bullpen catcher for the Rockies ... was a member of National League All-Star coaching staff led by Clint Hurdle at Yankee Stadium in 2008 ... was the Rockies Major League catching coach 2008-09 ... the former catcher spent almost his entire nine-year playing career in the Rockies Minor League system, from 1992 until halfway through the 2000 season, finishing off the last few months of his career with San Diego's Triple-A affiliate ... Strittmatter appeared in four games for the Rockies in 1998 and went hitless in four at-bats as a September call-up, making

his Major League debut as the starting catcher on Sept. 3, 1998 at County Stadium in Milwaukee ... Strittmatter and his wife Katie have two children, son Sean and daughter Emily.



**(Player Development, cont.)**



**Darin Everson**

Hitting & Bunting Coordinator

Darin Everson is in his 24th year in professional baseball, his ninth with Colorado ... enters his fourth season as the Rockies hitting coordinator, after spending the 2017 campaign as the hitting coach for Triple-A Albuquerque ... spent the previous two seasons as the manager for Double-A Hartford and New Britain, after serving as Double-A Tulsa's hitting coach 2013-14 ... prior to joining the Rockies, he was the manager and director of baseball operations for the Washington Wild Things of the independent Frontier League (2010-11) ... Everson was part of the Florida Marlins organization for four years, serving most recently as manager of the Greensboro Grasshoppers of the Low-A South Atlantic League during the 2009 season ... in 2007 and 2008, he served as field manager of the Short-Season Jamestown Jammers ... he first joined the Marlins organization as the hitting coach for the High-A Jupiter Hammerheads in 2006 ... prior to his professional coaching career, Everson served as an associate scout for the Baltimore Orioles 2003-04 ... Everson played catcher and first base in the Minor Leagues for seven years with the Montreal Expos, Pittsburgh Pirates and Boston Red Sox, as well as in the Frontier League and Northern League ... Darin and his wife Teri have three children: Jared, Taylor and Taryn.

**MINOR LEAGUE STAFF**



**Jerry Amador**  
Assistant Mental Skills Coordinator



**Doug Chadwick**  
Director, Mental Skills Development



**Daniel Kleinholz**  
Equipment Manager



**Scott Murayama**  
Rehabilitation Coordinator



**Andy Stover**  
Asst. Rehab Coordinator/Manager, Scottsdale Operations



**Trevor Swartz**  
Physical Performance Coordinator

**MINOR LEAGUE TRAINERS & PERFORMANCE STAFF**



**Phil Bailey**  
Albuquerque - Physical Performance



**Kelsey Branstetter**  
Spokane - Trainer



**Mickey Clarizio**  
Arizona - Trainer



**Coy Coker**  
Fresno - Trainer



**Andri Guevara**  
Dominican Republic - Trainer



**Hoshito Mizutani**  
Hartford - Trainer



**Frank Ovalles**  
Dominican Republic - Trainer



**Mason Rook**  
Hartford - Physical Performance



**Heath Townsend**  
Albuquerque - Trainer

Not pictured:  
**Justin Wilson**  
Trainer

**P.J. CAREY PLAYER DEVELOPMENT AWARD**

Founded in 2014, awarded annually to the top player development staff member

**2014 Recipient:** Ron Gideon

**2016 Recipient:** Brandon Emanuel

**2018 Recipient:** Fred Ocasio

**2015 Recipient:** Edison Lora

**2017 Recipient:** Jesse Stender

**2019 Recipient:** Andy Stover



# Colorado Rockies Scouting Department

Vice President - Scouting.....Bill Schmidt  
 Vice President - International Scouting & Development.....Rolando Fernandez  
 Assistant General Manager - Player Personnel.....Jon Weil  
 Senior Director - Scouting Operations.....Marc Gustafson  
 Assistant Director - Scouting Operations.....Sterling Monfort  
 Assistant Director - Scouting.....Damon Iannelli  
 Coordinator - Scouting Research/Staff Counsel.....Matt Obernauer  
 Advance Scout.....Peter Bourjos  
 Advance Scout.....Chris Warren  
 Special Assistant to the General Manager.....Danny Montgomery  
 Special Assistant - Player Personnel.....Ty Coslow

## MAJOR LEAGUE PROFESSIONAL SCOUTS



Kevin Bootay



John Corbin



Ty Coslow



Steve Fleming




Will George



Mark Germann



Jack Gillis



Joe Housey



Joe Little

## AMATEUR SCOUTS



**Mike Ericson**  
National  
Crosschecker  
Arizona



**Damon Iannelli**  
Assistant  
Director - Scouting  
Mississippi



**Rick Mathews**  
Special Assistant



**Jay Matthews**  
National  
Crosschecker  
North Carolina

### MLB SCOUT OF THE YEAR AWARD

*Rockies scouts that have been honored at the annual Scout of the Year reception*

- 1998 West Coast League Scout of the Year: Bruce Andrew
- 2005 Midwest League Scout of the Year: Pat Daugherty
- 2018 East Coast Scout of the Year: Danny Montgomery
- 2019 West Coast Scout of the Year: Bill Schmidt

### HERB HIPPAUF SCOUTING AWARD

*Herb Hipauf joined the Rockies in 1992, helping the club prepare for the Expansion Draft, then served as a national crosschecker until his untimely death in 1995. Each year in Hipauf's memory, the Rockies Scouting Department honors an individual that exemplifies loyalty, dedication, honesty and is committed to doing what is in the best interest of the Colorado Rockies.*

- 1995 Penny Biever
- 1996 Jeff Schugel
- 1997 Jay Darnell
- 1998 Bruce Andrew
- 1999 Robyn Lynch
- 2000 Pat Daugherty
- 2001 Danny Montgomery
- 2002 Dave Holliday
- 2003 Coley Brannon
- 2004 Bert Holt
- 2005 Rolando Fernandez
- 2006 Ty Coslow
- 2007 Jack Gillis
- 2008 Kasey McKeon
- 2009 Dave Snow
- 2010 Zach Wilson
- 2011 Mike Garlatti
- 2012 Jon Weil
- 2013 Jay Matthews
- 2014 Gary Wilson
- 2015 Rick Mathews
- 2016 John Cedarburg
- 2017 Mike Ericson
- 2018 Damon Iannelli
- 2019 Sterling Monfort
- 2020 N/A

## AREA SCOUTING SUPERVISORS



**Scott Alves**  
Arizona, El Paso,  
Las Vegas, New  
Mexico, Utah



**Brett Baldwin**  
Illinois, Iowa, Kansas,  
Minnesota, Missouri,  
Nebraska, North Dakota,  
South Dakota, Wisconsin



**Julio Campos**  
Puerto Rico,  
Dominican Republic



**John Cedarburg**  
Central and South  
Florida



**Jermaine Clark**  
Northern California,  
Northern Nevada



**Scott Corman**  
Indiana, Kentucky,  
Eastern Illinois,  
Tennessee



**Jordan Czarniecki**  
North Carolina,  
South Carolina, Virginia



**Jeff Edwards**  
South Texas,  
Southwest Louisiana



**Sean Gamble**  
Georgia,  
Northern Florida



**Mike Garlatti**  
New England, Delaware,  
Eastern New York, New Jersey,  
Maryland, Washington D.C.



**Matt Hattabaugh**  
Southern and Central  
California, Hawaii



**Matt Pignataro**  
Idaho, Montana,  
Oregon, Washington,  
Western Canada



**Jesse Retzlaff**  
Arkansas, Oklahoma,  
North Texas



**Rafael Reyes**  
Puerto Rico,  
South Florida



**Ed Santa**  
Eastern Canada,  
Michigan, Ohio,  
Western Pennsylvania,  
West Virginia



**Zack Zulli**  
Alabama, Mississippi,  
Florida Panhandle,  
New Orleans

## INTERNATIONAL SCOUTS



**Martin Cabrera**  
Dominican Republic



**Rogers Figueroa**  
Colombia



**Emmanuel Frias**  
Dominican Scouting/  
Development  
Operations Assistant



**Arnaldo Gomez**  
Dominican Scouting/  
Operations Coordinator



**Carlos Gomez**  
Venezuela



**Raul Gomez**  
International, Cuba



**Orlando Medina**  
Supervisor, Latin  
America



**Alving Mejias**  
International, Mexico



**Frank Roa**  
Dominican Republic



**Marc Russo**  
International,  
Crosschecker



**Yull Silano**  
Supervisor, Venezuela



**Jossher Suarez**  
Venezuela

## 2020 FIRST-YEAR PLAYER DRAFT SELECTIONS

Name	Pos	B/T	Ht	Wt	School	Round	Pick #	Signed
Zac Veen	OF	L/R	6-4	190	Spruce Creek HS (FL)	1	9	6/24/20
Drew Romo	C	S/R	6-1	205	Woodlands HS (TX)	CBA	35	7/1/20
Chris McMahon	RHP	R/R	6-2	217	Miami	2	46	6/26/20
Sam Weatherly	LHP	L/L	6-4	205	Clemson	3	81	6/24/20
Case Williams	RHP	R/R	6-3	210	Douglas County HS (CO)	4	110	6/17/20
Jack Blomgren	SS	R/R	5-10	180	Michigan	5	140	6/24/20

## ALL-TIME FIRST SELECTIONS - First-Year Player Draft

Year	Player (Pick)	Pos.	School
1992	John Burke (27)	RHP	University of Florida
1993	Jamey Wright (28)	RHP	Westmoore HS (Okla)
1994	Doug Million (7)	LHP	Sarasota HS (Fla)
1995	Todd Helton (8)	1B	University of Tennessee
1996	Jake Westbrook (21)	RHP	Madison Co. HS (Ga.)
1997	Mark Mangum (18)	RHP	Kingwood HS (Texas)
1998	Matt Roney (28)	RHP	Edmond North HS (Okla.)
1999	Jason Jennings (16)	RHP	Baylor University
2000	Matt Harrington (7)	RHP	Palmdale HS (Calif.)
2001	^ Jayson Nix (44)	SS	Midland HS (Texas)
2002	Jeff Francis (9)	LHP	University of British Columbia
2003	Ian Stewart (10)	3B	La Quinta HS (Calif.)
2004	Chris Nelson (9)	SS	Redan HS (Ga.)
2005	Troy Tulowitzki (7)	SS	Cal State Long Beach
2006	Greg Reynolds (2)	RHP	Stanford University
2007	Casey Weathers (8)	RHP	Vanderbilt University
2008	Christian Friedrich (25)	LHP	Eastern Kentucky
2009	Tyler Matzek (11)	LHP	Capistrano Valley HS (Calif.)
2010	Kyle Parker (26)	OF	Clemson University
2011	Tyler Anderson (20)	LHP	University of Oregon
2012	David Dahl (10)	CF	Oak Mountain HS (Ala.)
2013	Jon Gray (3)	RHP	University of Oklahoma
2014	Kyle Freeland (8)	LHP	University of Evansville (Ind.)
2015	Brendan Rodgers (3)	SS	Lake Mary HS (Fla.)
2016	Riley Pint (4)	RHP	St. Thomas Aquinas HS (Kan.)
2017	#Ryan Vilade (48)	INF	Stillwater HS (Okla.)
2018	Ryan Rolison (22)	LHP	University of Mississippi
2019	Michael Toglia (23)	1B	UCLA
2020	Zac Veen (9)	OF	Spruce Creek HS (Fla.)

^ Sandwich pick, compensation selection for not signing first round pick in 2000.

# Second Round, forfeited first-round (No. 11 overall) pick in the 2017 draft after signing free-agent Ian Desmond.

Draft History

### CHARTING THE ROCKIES' ALL-TIME FIRST-YEAR PLAYER DRAFT BY POSITION

*All positions determined by MLB Scouting Bureau.*

#### Most Players Drafted By Grade

682	Four-Year College
433	High School
201	Junior College
11	Other

#### Position Breakdown

504	Right-Handed Pitcher
177	Left-Handed Pitcher
119	Shortstop
115	Catcher
99	Outfield General
76	Center Field
73	Third Base
61	First Base
41	Second Base
37	Right Field
29	Left Field

#### Players Drafted By Position

681	Pitcher
294	Infielder
232	Outfielder
115	Catcher

## MAJOR LEAGUE RULE 5 DRAFT

### DRAFTED BY ROCKIES

Player, Position	Triple-A Club	Year
Marc Pisciotta, RHP	Buffalo (Pirates)	1993
Kevin Logsdon, LHP	Charlotte (Indians)	1994
*Victor Hall, CF	Tucson (D'Backs)	2002
Matt White, LHP	Buffalo (Indians)	2003
Luis Gonzalez, INF	Buffalo (Indians)	2003
Matt Merricks, LHP	Las Vegas (Dodgers)	2004
^Luis E. Gonzalez, LHP	Las Vegas (Dodgers)	2005
Danny Rosenbaum, LHP	Syracuse (Nationals)	2012
Tommy Kahnle, RHP	Scranton/WB (Yankees)	2013
+Mark Canha, 1B	New Orleans (Marlins)	2014
**Luis Perdomo, RHP	Memphis (Cardinals)	2015
Jordan Sheffield, RHP	Oklahoma City (Dodgers)	2020

\* Traded to Houston to acquire RHP Nelson Cruz  
^ Traded to Seattle in exchange for cash considerations

### DRAFTED FROM ROCKIES

Player, Position	Organization	Year
Jeff Huson, INF	Seattle Mariners	1997
Matt Roney, RHP	Pittsburgh Pirates	2002
Michael Bumatay, LHP	Detroit Tigers	2003
Steven Register, RHP	New York Mets	2007
Everth Cabrera, INF	San Diego Padres	2008
David Patton, RHP	Cincinnati Reds	2008
Coty Woods, RHP	Texas Rangers	2012
Russell Wilson, INF	Texas Rangers	2013
Taylor Featherston, INF	Chicago Cubs	2014
Josh Rutledge, INF	Boston Red Sox	2016
Julian Fernández, RHP	San Francisco Giants	2017

+ Traded to Oakland to acquire RHP Austin House  
\*\* Traded to San Diego in exchange for cash considerations

### PAT DAUGHERTY SCOUT OF THE YEAR AWARD

*Annual award for scouting excellence*

1992	Al Hargeshheimer	2002	John Cedarburg	2012	Damon Iannelli
1993	Frank Mattox	2003	Terry Wetzell	2013	Alan Matthews
1994	Pat Jones	2004	Mike Berger	2014	Jon Lukens
1995	Mike Garlatti	2005	Jay Matthews	2015	Mike Paul
1996	Dar Cox	2006	Gary Wilson	2016	Matt Hattabaugh
1997	Ty Coslow	2007	Francisco Cartaya	2017	Jordan Czarniecki
1998	Jorge de Posada	2008	Scott Corman	2018	Scott Corman & Jack Gillis
1999	Ed Santa	2009	Chris Warren	2019	Brett Baldwin
2000	Damon Iannelli	2010	Orlando Medina	2020	N/A
2001	Mike Ericson	2011	Chris Forbes		

### DOUG MILLION AWARD

*Awarded annually to the most outstanding MiLB performer*

1992	John Burke	RHP	2002	Brad Hawpe	1B	2012	Corey Dickerson	OF
1993	Quinton McCracken	OF	2003	Chin-hui Tsao	RHP	2013	Eddie Butler	RHP
1994	Juan Acevedo	RHP	2004	Jeff Francis	LHP	2014	Correlle Prime	1B
1995	Derrick Gibson	OF	2005	Jim Miller	RHP	2015	Antonio Senzatela	RHP
1996	Neifi Perez	INF	2006	Franklin Morales	LHP	2016	Brian Mundell	1B
1997	Todd Helton	1B	2007	Brandon Hynick	RHP	2017	Ryan McMahon	INF
1998	Mike Kusiewicz	LHP	2008	Jhoulys Chacin	RHP	2018	Peter Lambert	RHP
1999	Josh Kalinowski	RHP	2009	Christian Friedrich	LHP	2019	Ryan Vilade	INF
2000	Juan Pierre	OF	2010	Matt Reynolds	LHP			
2001	Ryan Kibler	RHP	2011	Edwar Cabrera	LHP			

# Minor League Achievements

## ORGANIZATIONAL CHAMPIONS

<b>Colorado Springs Sky Sox</b> ..... 1995	<b>Salem Avalanche</b> ..... 2001
Pacific Coast League (Triple-A)	Carolina League (High-A)
<b>Portland Rockies</b> ..... 1997	<b>Asheville Tourists</b> ..... 2012
Northwest League (Short-Season A)	South Atlantic League (Low-A)
<b>Tucson Rockies</b> ..... 1998	<b>Asheville Tourists</b> ..... 2014
Arizona League (Rookie Level)	South Atlantic League (Low-A)

## AWARD WINNERS

**MINOR LEAGUE PLAYER OF THE YEAR**  
*Baseball America, USA Today*  
 Jeff Francis (Tulsa, Colorado Springs), 2004

### BATTING TITLES (20)

LEAGUE	PLAYER	AVG.	TEAM	YEAR
Arizona	Whitey Schwartzbauer	.344	Chandler	1996
Arizona	Rene Reyes	.429	Tucson	1998
Northwest	Juan Pierre	.352	Portland	1998
Arizona	Juan Ventura	.399	Tucson	1999
Southern	Juan Pierre	.326	Carolina	2000
S. Atlantic	Rene Reyes	.322	Asheville	2001
Carolina	Brad Hawpe	.347	Salem	2002
Pacific Coast	Garrett Atkins	.366	Colo. Springs	2004
Pioneer	Corey Wimberly	.381	Casper	2005
Arizona	Corey Wimberly	.407	Peoria	2007
Texas	Matt Miller	.344	Tulsa	2008
Arizona	Eric Young Jr.	.430	Phoenix	2008
S. Atlantic	Kiel Roling	.331	Asheville	2009
Pioneer	David Dahl	.379	Grand Junction	2012
S. Atlantic	Rosell Herrera	.343	Asheville	2013
Pioneer	Raimel Tapia	.357	G. Junction	2013
S. Atlantic	Shane Hoelscher	.328	Asheville	2015
California	Yonathan Daza	.341	Lancaster	2017
California	Colton Welker	.333	Lancaster	2018
Pioneer	Brenton Doyle	.383	Grand Junction	2019

### LEAGUE MVP (19)

LEAGUE	PLAYER	YEAR
Arizona	Rene Reyes	1998
Northwest	Garrett Atkins (Co-MVP)	2000
South Atlantic	Rene Reyes	2001
Carolina	Brad Hawpe	2002
Pioneer	Ryan Shealy	2002
South Atlantic	Matt Miller	2005
Pioneer	Brandon Hynick	2006
California	Brandon Hynick	2007
South Atlantic	Darin Holcomb	2008
South Atlantic	Jordan Pacheco	2009
California	Kent Matthes	2011
Pioneer	David Dahl	2012
South Atlantic	Rosell Herrera	2013
South Atlantic	Brian Mundell	2016
Pioneer	Coco Montes	2018
South Atlantic	Casey Golden	2018
California	Luis Castro (Co-MVP)	2019
South Atlantic	Terrin Vavra	2019
Pioneer	Colin Simpson	2019

### ERA TITLES (23)

LEAGUE	PITCHER	ERA	TEAM	YEAR
Northwest	Mark Thompson	1.98	Bend	1992
Eastern	Juan Acevedo	2.37	New Haven	1994
Northwest	Scott Randall	1.99	Portland	1995
S. Atlantic	Mike Kusiewicz	2.06	Asheville	1995
Arizona	Shawn Chacon	1.60	Chandler	1996
Eastern	Mike Vavrek	2.57	New Haven	1997
Northwest	Justin Miller	2.14	Portland	1997
Arizona	Jermaine Van Buren	2.22	Tucson	1998
Eastern	Mike Kusiewicz	2.32	New Haven	1998
Carolina	Josh Kalinowski	2.11	Salem	1999
Texas	Chin-hui Tsao	2.46	Tulsa	2003
Texas	Jeff Francis	1.98	Tulsa	2004
California	Franklin Morales	3.68	Modesto	2006
California	Brandon Hynick	2.52	Modesto	2007
Texas	Samuel Deduno	2.57	Tulsa	2009
S. Atlantic	Juan Nicasio	2.41	Asheville	2009
Pioneer	Albert Campos	2.05	Casper	2010
Northwest	Josh Hungerman	2.18	Tri-City	2010
S. Atlantic	Tyler Anderson	2.47	Asheville	2012
Pioneer	Eddie Butler	2.13	G. Junction	2012
Texas	Tyler Anderson	1.98	Tulsa	2014
California	Antonio Senzatala	2.51	Modesto	2015
California	Parker French	2.85	Modesto	2016

### INDIVIDUAL NO-HITTERS (10)

DATE	PITCHER	OPP.
July 17, 1996	Scott Randall, Asheville	Fayetteville
Aug. 4, 1996	Luther Hackman, Salem	Kinston
Aug. 26, 1998	Josh Kalinowski, Asheville	Charleston, S.C.
June 26, 2000	Julio de Paula, Asheville	Cape Fear
Aug. 7, 2002	Kip Bouknight, Salem	Frederick
July 6, 2003	Jeff Francis, Visalia	Modesto
July 23, 2008	Bruce Billings, Asheville	Lakewood
June 30, 2009	Brandon Hynick, Colo. Springs	Portland
June 29, 2010	Gustavo Brzoban, DSL-Rockies	DSL-D'Backs
July 5, 2010	Jayson Aquino, DSL-Rockies	DSL-Padres

### HIT FOR THE CYCLE (18)

DATE	PITCHER	OPP.
Neifi Perez, Colo. Springs	Aug. 25, 1996	at Salt Lake
Ben Petrick, Carolina	May 9, 1999	Huntsville
Scott Seal, Salem	Aug. 3, 2000	Frederick
Rene Reyes, Carolina	June 10, 2002	at Greenville
Jorge Piedra, Tulsa	April 3, 2003	at Frisco
Jorge Piedra, Tulsa	June 9, 2003	at Midland
Hector Tena, Visalia	July 27, 2004	Modesto
Ryan Spilborghs, Tulsa	May 16, 2005	at Arkansas
Choo Freeman, Colo. Springs	June 28, 2005	Fresno
Chris Nelson, Asheville	July 15, 2005	at Savannah
Jhayson Agustin, Asheville	July 15, 2007	Greenville
Joe Koshansky, Colo. Springs	May 24, 2008	Tucson
Joe Koshansky, Colo. Springs	Aug. 12, 2008	Tucson
David Kandilas, Casper	June 24, 2011	at Ogden
Trevor Story, Modesto	April 7, 2014	at Visalia
Max George, Grand Junction	July 12, 2014	Helena
Pat Valaika, Albuquerque	Aug. 22, 2016	Fresno
Pat Valaika, Albuquerque	April 8, 2017	Salt Lake
Noel Cuevas, Albuquerque	April 10, 2019	at Reno



## Albuquerque Isotopes (Triple-A)



### Warren Schaeffer

Manager

Warren Schaeffer enters his eighth year with the Rockies, his first season as the manager of the Isotopes ... previously served as Double-A Hartford's manager from 2018-2019 ... prior to joining Hartford, Schaeffer spent three seasons as Low-A Asheville's manager (2015-17) and two seasons as the hitting coach for Short-Season Tri-City (2013-14) ... transitioned to coaching after spending six seasons as a Minor League player in the Rockies organization, reaching as high as Triple-A ... the Rockies selected Schaeffer in the 38th round of the 2007 draft out of Virginia Tech ... Warren and his wife Callie have two children, Beauman and Emerson.



### Blaine Beatty

Pitching Coach

Blaine Beatty enters his third season in the Rockies organization, his first as the pitching coach for the Isotopes ... in 2019, he served as the Grand Junction Rockies pitching coach ... he previously spent 13 seasons with the Baltimore Orioles organization, most recently serving as the pitching coach for High-A Frederick, his third stint with the affiliate (2006-08, 2010-12 and 2018) ... before joining the Orioles, Beatty spent three seasons in the New York Mets organization (2003-05) and five seasons as a pitching coach in the Pittsburgh Pirates organization (1998-2002) ... was originally drafted by the Orioles in the ninth round of the 1986 First-Year Player Draft and spent 12 seasons in the Minor Leagues, going 121-69 with a 3.26 ERA in 296 games ... named Texas League Pitcher of the Year in 1988 with Double-A Jackson ... made his Major League debut in 1989 with the Mets and appeared in seven Major League games from 1989-91 ... Blaine and his wife Mia reside in Goliad, Texas, with their son, Blaine.



### Cesar Galvez

Coach

Cesar Galvez begins his coaching career as a coach with the Albuquerque Isotopes ... spent seven seasons in the Rockies' Minor League system from 2010-16, reaching as high as Triple-A ... spent time at all four infield positions but spent a majority of his time at second base

## Hartford Yard Goats (Double-A)



### Chris Denorfia

Manager

Chris Denorfia enters his second season with the Rockies after being named the Yard Goats manager prior to the 2020 season ... spent the previous two seasons (2018-19) with the Chicago Cubs organization ... was the Cubs' Major League quality assurance coach in 2019, his first season as a professional coach ... spent the 2018 season as a special assistant to the president/general manager ... played 16 seasons professionally from 2002-17, spending the 2017 season with Triple-A Albuquerque ... played 10 seasons in the Major Leagues with Cincinnati (2005-06), Oakland (2008-09), San Diego (2010-14), Seattle (2014) and Chicago-NL (2015) ... attended Wheaton College (Mass.), where he was NCAA Division III All-American in 2002 ... graduated from Choate Rosemary Hall High School in Wallingford, Conn.



### Frank Gonzales

Pitching Coach

Frank Gonzales is in his ninth season with the Rockies, his first season as the Hartford Yard Goats pitching coach ... spent the 2018-19 seasons as the supervisor of development with High-A Lancaster ... was previously the manager of Rookie Level Grand Junction from 2016-17 ... managed Short-Season Boise in 2015, his first year as a manager ... spent the previous two years as Short-Season Tri-City's pitching coach ... the La Junta, Colo., native spent the majority of his eight-year professional career in the Detroit Tigers organization ... was the head baseball coach at Fort Collins (Colo.) High School for four years (2009-12), after coaching Colorado State University's club baseball team 1999-2005 ... he also played collegiately at Colorado State ... he and his wife, Gina, a firefighter with Loveland Fire Rescue

Authority, have been married for 28 years ... they have two sons: Marco, a pitcher for the Seattle Mariners who married his wife Monica in 2015, and Alex, a junior who plays baseball at Cal State Bakersfield.



### Tom Sutaris

Hitting Coach

Tom Sutaris enters his fourth season in the Rockies organization, his first as the hitting coach for Double-A Hartford ... spent two campaigns in High-A Lancaster from 2018-19 ... was most recently the assistant baseball coach at the University of the Incarnate Word (2017) ... previously served as the special assistant for the University of Texas baseball team 2014-17 ... played professionally in the Frontier Baseball League 1993-96 for the Ohio Valley Redcoats ... also served as the hitting coach in 1995 and earned two All-Star team appearances (1993, 1996) ... a native of Toms River, N.J., Sutaris attended Lynn University, where he received his bachelor's degree in elementary education in 1993 ... he and his wife Susan have two children, Mackenzie and Cody.

# Spokane Indians (High-A)



## Pedro Lopez

Development Supervisor

Pedro Lopez enters his second season with the Rockies ... was originally hired as the supervisor of development for Rookie Level Grand Junction prior to the 2020 season ... previously spent 12 seasons with the Mets organization where he served many different roles, including most recently as the manager of the Low-A Columbia Fireflies ... in 2017 served as manager of the Mets Triple-A affiliate in Las Vegas ... was inducted into the Binghamton Baseball Shrine in September 2015 after becoming the all-time winningest manager in team history ... was named the 2013 Eastern League Manager of the Year after leading Binghamton to a franchise-record 86 wins and a trip to the postseason ... managed and coached in the Texas Rangers' system from 2000-07 ... attended Arizona Western College in Yuma, Ariz. ... was a 21st-round draft pick of the San Diego Padres in 1988 and played parts of 12 seasons with the Padres, Brewers and Astros ... Pedro and his wife, Gladys have twins, Leslian Marie and Lainey Marie, and they reside in Toa Baja, Puerto Rico.



## Scott Little

Manager

Scott Little enters his second season as the JetHawks manager after taking over managerial duties in 2019 ... spent the 2017-18 seasons as the manager for Short-Season Boise, after serving as the club's hitting coach in 2016, his first season in the Rockies organization ... previously served as an amateur scout for the Los Angeles Dodgers for seven years (2009-15) ... prior to scouting, Little spent 17 years in player development as an outfield coordinator and Major and Minor League field coordinator ... managed for 12 seasons in the Minor Leagues for the Pittsburgh Pirates (1992-2001), Los Angeles Dodgers (2002-05), Washington Nationals (2006-07) and Texas Rangers (2008), where he earned Texas League Manager of the Year ... he also led the Phoenix Desert Dogs to the Arizona Fall League Championship in 2005 ... played professionally for eight seasons in the New York Mets and Pittsburgh Pirates organizations, making his Major League debut on July 27, 1989 as a member of the Pirates ... was originally drafted by the New York Mets in the seventh round of the 1984 First-Year Player Draft out of Mineral Junior College, where he played both basketball and baseball ... lettered in both football and baseball at the University of Missouri, and played in the 1981 Tangerine Bowl ... Scott and his wife Heidi have two children, Jacob and Jenna.



## Ryan Kibler

Pitching Coach

Ryan Kibler is in his 10th season as a pitching coach in the Rockies organization, his first as the pitching coach for High-A Lancaster ... was previously the pitching coach in Boise in 2019, after serving two seasons as the pitching coach with Low-A Asheville (2017-18) ... also was the pitching coach for Rookie Level Grand Junction from 2012-16 ... originally joined the Grand Junction Rockies in 2012 after the club moved from Casper, Wyo. ... guided the Rockies to the fewest walks in the Pioneer League in 2014 (199), becoming the first staff since 2009 to walk fewer than 200 batters ... Kibler, 38, was drafted by Colorado in the second round of the 1999 First-Year Player Draft and spent his entire six-year playing career in the Rockies organization, missing two seasons due to injury ... the right-handed pitcher had a career Minor League record of 37-30 with a 3.64 ERA (566.2 IP, 229 ER) in 95 games from Rookie Level to Double-A.



## Zach Osborne

Hitting Coach

Zach Osborne enters his third season as a hitting coach in the Rockies system, his first year with Low-A Asheville after spending two seasons as a hitting coach in Grand Junction ... he played five years in the Rockies Minor League system as a player (2012-16) ... was signed as a Minor League free agent on June 10, 2012, and reached as high as Double-A, batting .252 (49-for-206) in 329 career games across six teams ... born in Louisville, Ky., Osborne attended Pleasure Ridge Park High School in his hometown, which won the state title in 2008 ... went on to attend the University of Tennessee, playing for four years.

## Fresno Grizzlies (Low-A)



### Steve Soliz

Development Supervisor

Steve Soliz enters his first season as a development supervisor ... spent 2019 as the manager of Short-Season Boise ... previously spent 15 seasons with the Angels organization, most recently with the Major League team, serving as the catching and information coach from 2016-18 ... was the Angels bullpen catcher for eight seasons (2003-10) ... originally selected by the Cleveland Indians in the 13th round of 1993 First-Year Player Draft ... spent eight professional seasons as a catcher with Cleveland (1993-99) and San Diego (2000-01) ... compiled a .236 batting average with 168 runs scored, 62 doubles, three triples, 13 home runs and 144 RBI in 473 Minor League games ... was catcher in the 1998 Triple-A World Series ...

Steven Soliz and his wife Heather have one daughter, Charlotte, and reside in San Juan Capistrano, Calif., during the offseason.



### Robinson Cancel

Manager

Robinson Cancel enters his third season as the manager of the Rockies' Low-A affiliate, his fifth season as a coach in the Rockies organization ... was previously a coach with Short-Season Boise in 2017, his first season with the Rockies ... spent two seasons in the Atlanta Braves organization as the manager of Rookie Level Danville (2016) and the manager of the Gulf Coast League Braves (2015) ... originally drafted by Milwaukee in 1994, the former catcher played parts of four Major League seasons with Milwaukee (1999), New York-NL (2008-09) and Houston (2011) ... in 2018, he also managed the Tomateros de Culiacan in the Mexicana del Pacifico winter league ... the Puerto Rican native resides in Orlando, Fla., with his wife Lizvette and their three children: Natashka, Camila and Brianna.



### Mark Brewer

Pitching Coach

Mark Brewer enters his second season as the Rockies' Low-A pitching coach, his eighth with the Rockies ... was the pitching coach with Double-A Hartford in 2018 and Triple-A Albuquerque in 2017 ... previously worked three seasons as Asheville's pitching coach from 2014-16 ... in his first season, Asheville won the 2014 South Atlantic League Championship with a team ERA of 3.75 ... came to Colorado after serving as the pitching coach for Triple-A Buffalo in the New York Mets organization ... previous experience includes working in the systems for the Los Angeles Dodgers (1993-99, 2001-04), Texas Rangers (1999-2000), Kansas City Royals (2004-05), Pittsburgh Pirates (2008-09) and the Mets (2006-08, 2009-12) ... has

over 18 years of experience as a pitching coach in the Dominican Winter Leagues ... lives in Broken Arrow, Okla., with his wife Rosalba Reyna de Brewer and their four children: Nikki, Kasey, Andrew and Taussen.



### Nic Wilson

Hitting Coach

Nic Wilson enters his second season with the Rockies organization, after originally being hired prior to the 2020 season as the hitting coach for Short-Season Boise ... most recently served as a volunteer assistant and hitting coach for Eastern Kentucky University in 2019, where he received his master's in sports science ... earned his bachelor's degree in political science from Georgia State University, where he was named a second-team Louisville Slugger All-American after batting .322 with 18 home runs and 52 RBI as a senior in 2014 ... ranked fourth in the nation that season in home runs, was a first-team All-Sun Belt Conference selection and two-time national player of the week ... was selected in the 24th round of the

2014 First-Year Player Draft by the Tampa Bay Rays ... went on to spend the 2014 season with Rookie Level Princeton and the 2015 season with Short-Season Hudson Valley Renegades ... Wilson resides in his hometown of Decatur, Ga.


## Arizona Complex



### Fred Ocasio

Development Supervisor

In his 25th year with the Rockies, Fred Ocasio will be the club's supervisor of development in Arizona ... spent the 2019 season as the supervisor of development for Short-Season Boise after four seasons as manager of High-A Lancaster/Modesto (2015-18) ... also worked two seasons (2013-14) as the manager of Low-A Asheville ... in 2014, he guided the Tourists to an 89-49 record as the South Atlantic League Champions ... he spent the previous seven seasons as manager of the Short-Season Tri-City Dust Devils (2006-12) ... in his seven seasons with the Dust Devils, Ocasio guided the club to a 264-268 (.496) overall record and took them to three Northwest League Championships ... in 2009, he led the Dust Devils to the Northwest League Championship Series, winning the East Division with a 47-29 record ... the 47-29 mark represents the best record in Tri-City history ... prior to his managerial stints, Ocasio spent five seasons as the hitting coach for the Dust Devils (2001-05) ... he joined the coaching ranks with the Rookie Level Tucson Rockies in 1998, a team that went 42-14 en route to a championship ... after two years, he moved to High-A Salem in 2000, before settling at Tri-City in 2001 ... the former infielder specializes in infield instruction for the farm system and, as a bilingual speaker, is a valuable teacher for Latin American players ... Ocasio played for the Rockies organization from 1994-95 at Low-A Asheville ... he hit .308 in 14 games during the 1995 season and .320 in 41 contests in 1994 ... is a 1996 graduate of Oklahoma State with a degree in education ... he and his wife Alba have four sons: Leonardo, Angel, Lucas and Liam.



### Jake Opitz

Manager

Jake Opitz enters his fifth season with the Rockies organization after spending the 2018-19 seasons as the manger at Rookie Level Grand Junction ... was initially hired in 2017 as a coach for Double-A Hartford ... began his post-playing career in 2016 as a coach for the independent Atlantic League South Maryland Bluecrabs ... Opitz attended Heritage High School in Littleton, Colo., graduating in 2004 ... went on to play baseball at the University of Nebraska and was drafted by the Cubs in the 12th round of the 2008 First-Year Player Draft ... played parts of five seasons in the Cubs and Phillies Minor League systems, before continuing his playing career in the Venezuela Winter League for the Magallanes and in the Atlantic League for the Bluecrabs, where he was named the MVP in 2014 ... he resides in Centennial, Colo., during the offseason.



### Dave Burba

Pitching Coach

Dave Burba enters his 11th season as a pitching coach in the Rockies farm system ... spent the 2018-19 seasons as Lancaster's pitching coach, after three seasons with Double-A Hartford/New Britain (2015-17) ... served the two years prior as the pitching coach in High-A Modesto (2013-14) ... also served as the pitching coach for Short-Season Tri-City (2011-12) ... made the transition to coaching with the Dust Devils in 2011, after 19 seasons as a pitcher in professional baseball, including 15 seasons in the Major Leagues with Seattle (1990-91), San Francisco (1992-95, 2004), Cincinnati (1995-97), Cleveland (1998-2001, 2002), Texas (2002) and Milwaukee (2003-04) ... Burba compiled a career record of 115-87, with a 4.49 ERA (1777.2 IP, 886 ER), 762 walks and 1,398 strikeouts in 511 Major League appearances ... Burba owned a career 3-0 record in the postseason with a 2.14 ERA (21.0 IP, 5 ER) ... he graduated from Ohio State and was drafted with the first pick in the second round by the Seattle Mariners in the 1987 First-Year Player Draft ... Dave and his wife Star have three children: daughter Madison and sons Dylan and Dawson.



### Helmis Rodriguez

Pitching Coach

Helmis Rodriguez is in his fourth season as a pitching coach in the Rockies organization, his first season stateside ... previously was a pitching coach in the Dominican Summer League ... prior to his current role, Rodriguez was a professional pitcher who originally signed with the Rockies as an amateur free agent at the age of 16 ... his Minor League career spanned 2011-17, with stops in Grand Junction, Tri-City, Asheville, Modesto and Lancaster ... in 2018, his first season as coach, he helped lead the DSL Colorado team to the playoffs after posting a league-best 53-19 record ... he currently resides in Coloncito, Venezuela, a small town just 45 minutes outside of his hometown of Colon ... he and his wife Genesis have a daughter, Hellen.



## Arizona Complex, cont.



### Trevor Burmeister

Hitting Coach

Trevor Burmeister enters his second season with the Rockies organization ... was originally hired prior to the 2020 season as the hitting coach for Rookie Level Grand Junction ... previously served as the assistant baseball coach/recruiting coordinator for Madison College (2016-19) ... also served as the assistant baseball coach for the University of Minnesota Duluth (2015-16) and during that summer, was the assistant baseball coach for the Madison Mallards of Northwoods Summer Collegiate League ... attended Verona Area High School in Verona, Wisc. ... went on to attend Madison College before transferring to University of Wisconsin-La Crosse, where he majored in organizational & professional communication and minored in psychology and sociology ... played baseball for two years at each of his collegiate stops ... currently finishing his masters in education with a coaching emphasis at Minnesota Duluth ... resides in Black Earth, Wisc., in the offseason.



### Michael Ramirez

Hitting Coach

Michael Ramirez enters his fifth season as a coach in the Rockies organization ... was a coach for the Rockies' second Dominican Summer League team from 2017-19 ... a former Colorado Rockies Minor League catcher from 2007-14, Ramirez played in every Minor League level all the way up to Triple-A ... from 2016-17, Ramirez worked as Albuquerque's bullpen catcher ... in 2018, his first season as coach, he helped lead the DSL Colorado team to the playoffs after posting a league-best 53-19 record ... Ramirez currently resides in his hometown of San Felipe, Venezuela, with his wife Arianny Ruiz and their daughter Ariangel Ramirez.

## ROCKIES SINGLE-SEASON MINOR LEAGUE RECORDS

### BATTING AVERAGE (250 AB)

.381	Corey Wimberly	2005
.379	David Dahl	2012
.367	Jose Gomez	2016

### RUNS SCORED

118	Eric Young Jr.	2009
118	Jeff Salazar	2004
113	Garrett Hampson	2017

### HITS

187	Juan Pierre	1999
180	Neifi Perez	1996
180	Josh Fuentes	2018
177	Yonathan Daza	2017

### DOUBLES

59	Brian Mundell	2016
47	Correlle Prime	2014
47	Christian Colonel	2007
46	(5) Players Tied	

### TRIPLES

14	Chone Figgins	2000
14	Carlos Mendoza	2000
12	(7) Players Tied	

### HOME RUNS

41	J.R. Phillips	1999
38	Joe Koshansky	2005
36	Phil Hiatt	2000

### RBI

122	Nolan Arenado	2011
121	Joe Koshansky	2008
120	Andy Tracy	2004
115	Derrick Gibson	1995
115	Joe Koshansky	2005

### STOLEN BASES

87	Eric Young Jr.	2006
81	Bernard Hutchinson	1997
73	Eric Young Jr.	2007
73	Everth Cabrera	2008

### ERA (100 IP)

1.89	Bryan Rekar	1995
1.98	Tyler Anderson	2014
2.03	Jhoulys Chacin	2008
2.03	Mike Kusiewicz	1995

### WINS

18	Jhoulys Chacin	2008
17	Keith Weiser	2007
17	Juan Acevedo	1994

### STRIKEOUTS

217	Edwar Cabrera	2011
215	Josh Kalinowski	1998
214	Scott Shoemaker	1997
196	Jeff Francis	2004

### APPEARANCES

65	Jim Miller	2011
64	Jim Miller	2005
63	Jentry Beckstead	2003
63	Matt Daley	2008

## Dominican Summer League Staff



### Edison Lora

Latin America Field Coordinator

Edison Lora is in his 23rd season with the organization and his 14th season as the Latin America field coordinator ... previously worked as the DSL pitching coach 1999-2006 ... was a Minor League pitcher with the Rockies organization 1995-97 ... a recipient of the P.J. Carey Player Development Award in 2016, reflecting his deep involvement in the development of many Rockies Major League players, including Ubaldo Jiménez, Jhoulys Chacín and Juan Nicasio, among others ... Lora currently resides in Santo Domingo and has been married to his wife Deyanira Garcia for 18 years ... together they have three children: Sofia Esperanza, Leonor Marie and Sergio Jesus.



### Angel Amparo

Cultural Development Coordinator

Angel Amparo has been with the Rockies as the cultural development coordinator for the past eight seasons ... Amparo oversees the educational curriculum and professional development of all Latin players at the Minor League level, which includes teaching work ethic, leadership, teamwork, problem solving, critical thinking and emotional intelligence, as well as a high school equivalency program ... Amparo is a graduate of Boston University, where he earned his master's degree in systems engineering in 2002 ... prior to joining the Rockies, he worked as a university professor for a local college in the Dominican Republic ... currently resides in Santo Domingo with his wife Oriana and their son Anario.



### Ana Espinal

Complex Administrator

Ana Espinal is in her 17th season with the Rockies, her seventh year as the Dominican complex coordinator ... previously, she served as the administrative assistant (2004-13) ... assists in all aspects of the department and is responsible for numerous duties, such as budgets, visas, personnel and travel arrangements.... a 2002 graduate of the Dominican University O & M, where she earned her master's degree in business administration ... Espinal currently resides in Santo Domingo with her husband Victor and their son Edwin.

### DOMINICAN SUMMER LEAGUE YEAR-BY-YEAR RESULTS (SINCE 2006)

YEAR	W	L	PCT	GAMES	FINISH
2019*	43	21	.672	64	First
2019#	29	42	.408	71	Sixth
2018*	22	50	.306	72	Seventh
2018#	53	19	.736	72	First
2017	36	35	.507	71	Third
2016	51	20	.718	71	First
2015	33	39	.458	72	Sixth
2014	35	35	.500	70	Sixth
2013	32	39	.451	71	Sixth
2012	42	28	.600	70	Second
2011	43	28	.606	71	Third
2010	37	35	.514	72	Fourth
2009	36	35	.507	71	Seventh
2008	32	38	.457	70	Seventh
2007	37	33	.529	70	Fifth
2006	36	36	.500	72	Sixth

\* DSL Rockies

# DSL Colorado

## Dominican Summer League Coaching Staff



### Mauricio Gonzalez

Manager

This is the 22nd season for Mauricio Gonzalez as the manager for the Rockies' Dominican Summer League Team ... in addition to being the manager, he also oversees all aspects of infield work and fundamentals ... Gonzalez originally signed with the Oakland Athletics in 1989, then played for the Rockies from 1992-95, before finishing his Minor League career with the Cleveland Indians ... his Minor League career spanned five years, reaching the Triple-A level ... he also played professional baseball in Taiwan and Italy (1996-97) ... currently resides in Santo Domingo with his wife Deirdree and his four children: Jacob, Magdaliz, Aknaysa and Abigail.



### Eugenio Jose

Manager

Eugenio Jose is in his 16th season with the Rockies, his second as a manager of the Rockies' second DSL team ... previously served 14 seasons as a hitting coach ... in addition to his managerial duties, he also works in various areas of player development ... a former professional player who originally signed with the Rockies in 1999, Jose played within the Rockies Minor League farm system for three years ... Jose is also a Christian pastor for the Asambleas de Dios La Senda Antigua ... resides in San Pedro de Macoris with his wife Dr. Kenia Liguison and his three children: Genesis, Isaias and Nakyajocabel.



### Samuel Deduno

Pitching Coach

Samuel Deduno enters his second season as a pitching coach with the Rockies after joining the club prior to the 2020 season ... played for four Major League teams (Rockies, Twins, Padres and Astros) across six seasons (2010-15) ... made his Major League debut on Aug. 27, 2010 as a member of the Colorado Rockies ... over his career went 16-20 with a 4.38 ERA (314.1 IP, 153 ER) and 231 strikeouts across 83 games, 44 starts ... Deduno played for the Dominican Republic in the 2013 World Baseball Classic, where they won the tournament to become the first WBC championship team from the Western Hemisphere, as well as the first team to complete the WBC with an undefeated record ... Samuel currently resides in La Romana, Dominican Republic with his wife Sanny and his two daughters, Leonora and Moredith.



### Florentino Nuñez

Hitting Coach

Florentino Nuñez is in his 14th season with the Rockies as a coach for the Dominican Summer League Rockies ... he works in all areas of defense, baserunning and hitting ... a former Colorado Rockies Minor League player (2001-06), Nuñez played every position in the infield and outfield, reaching the Short-Season level ... resides in Santo Domingo with his wife Perseida and his two children, Elvis Jr. and Yuniely.



### Edgardo Rivera

Coach

Edgardo Rivera joins the Rockies in his first season as a professional coach.

# Dominican Summer League Coaching Staff, cont.



## Felix Rosario

Hitting Coach

Felix Rosario enters his second season with the Colorado Rockies organization as a coach for the Dominican Summer League teams ... Rosario is a native of San Juan, Puerto Rico ... on baseball scholarships, he attended Chipola College in Marianna, Fla., and Northwestern State University in Natchitoches, La., where he earned a bachelor's degree in journalism and public relations ... Rosario was a catcher for both schools and he is a former Florida Panhandle Conference winner ... Rosario played in the Puerto Rican semi-pro leagues for 12 years and served as the travel manager for Team Puerto Rico for the 2013 World Baseball Classic ... Rosario also worked for MLB's After School Program for children ages 14-18, where he coordinated tryouts, games and recruited coaching staff.

### ROCKIES HISTORY IN THE DSL

<u>Years</u>	<u>Home Ballpark Location</u>
1993-1996 . . . . .	San Pedro de Macoris
1997 . . . . .	Sabana Perdida, Santo Domingo
1998-1999 . . . . .	Cibao
2000-Present . . . . .	Boca Chica

### DSL MILESTONES

#### NO-HITTERS

Ronny Lopez, 2005  
Gustavo Brazoban, 2010  
Jayson Aquino, 2010

#### GRAND SLAM

Hector Gomez, 2005

#### STOLEN BASES

47, Cesar Galvez, 2011  
43, Everth Cabrera, 2005

### INTERNATIONAL PLAYERS

<u>Country</u>	<u>Players</u>	<u>Notable Players</u>
Australia . . . . .	1 . . . . .	Mark Hutton
Canada . . . . .	5 . . . . .	Larry Walker, Jeff Francis, Justin Morneau
Cuba . . . . .	5 . . . . .	Jose Contreras, Livan Hernandez
Curaçao . . . . .	1 . . . . .	Jair Jurrjens
Dominican Republic . . . . .	53 . . . . .	Neifi Perez, Wilin Rosario, Juan Uribe, Ubaldo Jiménez, Pedro Astacio, Carlos Estévez, Raimel Tapia
Germany . . . . .	1 . . . . .	Jeff Baker
Honduras . . . . .	1 . . . . .	Gerald Young
Japan . . . . .	5 . . . . .	Kaz Matsui, Masato Yoshi
Mexico . . . . .	15 . . . . .	Vinny Castilla, Jorge De La Rosa, Armando Reynoso
Nicaragua . . . . .	1 . . . . .	Wilton Lopez
Panama . . . . .	1 . . . . .	Manny Corpas
Philippines . . . . .	1 . . . . .	Bobby Chouinard
Puerto Rico . . . . .	10 . . . . .	Javier Lopez, Noel Cuevas, Sandy Alomar
Singapore . . . . .	1 . . . . .	Robin Jennings
South Korea . . . . .	3 . . . . .	Byung-Hyun Kim, Sun-Woo Kim, Seunghwan Oh
Taiwan . . . . .	1 . . . . .	Chin-hui Tsao
United Kingdom . . . . .	1 . . . . .	Lance Painter
Venezuela . . . . .	37 . . . . .	Jairo Díaz, Carlos González, Andres Galarraga, German Márquez, Yorvit Torrealba, Antonio Senzatela, Yonathan Daza, Jesus Tinoco

# 2021 Colorado Rockies Minor League Bios

## Abreu, Willie

## Outfielder

HT: 6-4 WT: 225 B/T: L/L Hometown: Hialeah, Fla.  
 Born: March 21, 1995 in Hialeah, Fla. School: Miami (Fla.)

**Obtained:** Selected in the sixth round of the 2016 First-Year Player Draft.  
**2020:** Did not play due to cancellation of the Minor League season ... **2019:** In his first stint at Double-A, appeared in 50 games with Hartford ... had two stints on the injured list, May 15-25 and June 20-Sept. 12 ... played in his last game on June 18 ... **2018:** Appeared in 65 games with High-A Lancaster, 63 in the first half of the season ... also appeared in 10 games with Short-Season Boise in August on a rehab stint ... recorded his first career multi-home run game in the first game of the season, April 5 vs. Modesto ... **2017:** Named a Post-Season All-Star at Low-A Asheville ... finished third in the South Atlantic League with 135 hits, second with 40 stolen bases, tied for fourth with 73 runs, fourth with 78 RBI and fifth with 32 doubles ... **2016:** Appeared in 56 games with Short-Season Boise in his first professional season, including 50 starts in right field ... 43 RBI were second-most on the club and tied for fourth-most in the Northwest League ... **PERSONAL:** Originally drafted in the 14th round of the 2013 First-Year Player Draft by the Cincinnati Reds.

Year	Team	AVG	G	AB	R	H	2B	3B	HR	RBI	SAC	SF	HBP	BB	IBB	SO	SB	CS	GDP	OBP	SLG
2016	Boise	.235	56	213	36	50	12	2	6	43	1	4	3	25	2	59	8	3	2	.318	.394
2017	Asheville	.283	119	477	73	135	32	6	14	78	4	3	2	26	0	93	40	9	11	.321	.463
2018	Boise	.162	10	37	3	6	2	0	0	3	1	0	0	3	0	9	2	0	1	.225	.216
	Lancaster	.266	65	252	41	67	12	2	7	27	4	0	1	20	0	62	19	9	5	.322	.413
2019	Hartford	.214	50	159	16	34	7	1	2	11	2	1	2	18	1	49	5	3	1	.300	.308
2020	Did not play	-	-	-	-	-	-	-	-	-	-	-	-	-	-	-	-	-	-	-	-
<b>Minor League Totals</b>		<b>.257</b>	<b>300</b>	<b>1138</b>	<b>169</b>	<b>292</b>	<b>65</b>	<b>11</b>	<b>29</b>	<b>162</b>	<b>12</b>	<b>8</b>	<b>8</b>	<b>92</b>	<b>3</b>	<b>272</b>	<b>74</b>	<b>24</b>	<b>20</b>	<b>.315</b>	<b>.409</b>

## Aeilts, Joe

## Outfielder

HT: 6-2 WT: 200 B/T: R/R Hometown: Carbondale, Ill.  
 Born: Jan. 1, 1998 in Carbondale, Ill. School: Illinois State

**Obtained:** Selected in the 14th round of the 2019 First-Year Player Draft.  
**2020:** Did not play due to cancellation of the Minor League season ... **2019:** Named a Mid-Season All-Star in the Northwest League in his first professional season ... batted .331 (41-for-124) in 34 games prior to the All-Star Game ... led the team and tied for second in the league with five triples ... tied for the team lead with 59 hits.

Year	Team	AVG	G	AB	R	H	2B	3B	HR	RBI	SAC	SF	HBP	BB	IBB	SO	SB	CS	GDP	OBP	SLG
2019	Boise	.259	58	228	21	59	9	5	1	17	2	2	4	10	0	70	8	2	0	.299	.355
2020	Did not play	-	-	-	-	-	-	-	-	-	-	-	-	-	-	-	-	-	-	-	-
<b>Minor League Totals</b>		<b>.259</b>	<b>58</b>	<b>228</b>	<b>21</b>	<b>59</b>	<b>9</b>	<b>5</b>	<b>1</b>	<b>17</b>	<b>2</b>	<b>2</b>	<b>4</b>	<b>10</b>	<b>0</b>	<b>70</b>	<b>8</b>	<b>2</b>	<b>0</b>	<b>.299</b>	<b>.355</b>

## Amarista, Anderson

## Right-Handed Pitcher

HT: 6-1 WT: 185 B/T: R/R Hometown: Capurano, Venezuela  
 Born: Sept. 15, 1998 in Capurano, Venezuela School: N/A

**Obtained:** Signed as a non-drafted international free agent, July 19, 2015.  
**2020:** Did not play due to cancellation of the Minor League season ... **2019:** Returned to Rookie Level Grand Junction for the first time since 2017 and led the team with 13 starts ... ranked among league leaders in WHIP (1.23, 4th), ERA (4.02, 5th), opponent average (.255, 5th) and innings pitched (69.1, 6th) ... in five starts after the All-Star break, went 3-1 with a 3.72 ERA (29.0 IP, 12 ER) ... **2018:** Made a combined 14 appearances, 12 starts, between DSL Colorado and the DSL Rockies, going 7-5 with a 3.06 ERA (79.1 IP, 27 ER), 14 walks and 27 strikeouts ... allowed two or fewer runs in nine of his 14 appearances ... **2017:** Made three starts for the DSL Rockies before being promoted to Rookie Level Grand Junction in June ... went 5-4 with a 7.57 ERA (71.1 IP, 60 ER), 29 walks and 52 strikeouts between the two stops... **2016:** Made 10 starts and three relief appearances for the DSL Rockies in his first professional season ... was 1-3 with a 3.32 ERA (38.0 IP, 14 ER) in 10 starts, 2-0 with a 4.50 ERA (8.0 IP, 4 ER) as a reliever.

Year	Team	W	L	ERA	G	GS	CG	SHO	GF	SV	IP	H	R	ER	HR	HB	BB	IBB	SO	WP	BK
2016	DSL Rockies	3	3	3.52	13	10	0	0	0	0	46.0	40	20	18	4	5	16	0	46	10	0
2017	DSL Rockies	1	1	5.28	3	3	0	0	0	0	15.1	19	10	9	0	2	5	0	14	2	0
	Grand Junction	4	3	8.20	12	12	0	0	0	0	56.0	73	55	51	12	10	24	0	38	1	0
2018	DSL Rockies	4	5	3.64	10	8	0	0	1	0	54.1	56	35	22	2	7	12	0	52	4	0
	DSL Colorado	3	0	1.80	4	4	0	0	0	0	25.0	22	8	5	2	2	2	0	24	1	0
2019	Grand Junction	5	4	4.02	13	13	0	0	0	0	69.1	68	34	31	12	4	17	0	49	4	2
2020	Did not pitch	-	-	-	-	-	-	-	-	-	-	-	-	-	-	-	-	-	-	-	-
<b>Minor League Totals</b>		<b>20</b>	<b>16</b>	<b>4.60</b>	<b>55</b>	<b>50</b>	<b>0</b>	<b>0</b>	<b>1</b>	<b>0</b>	<b>266.0</b>	<b>278</b>	<b>162</b>	<b>136</b>	<b>32</b>	<b>30</b>	<b>76</b>	<b>0</b>	<b>223</b>	<b>22</b>	<b>2</b>

## Amoroso, Luis

## Right-Handed Pitcher

HT: 6-1 WT: 192 B/T: R/R Hometown: Valencia, Venezuela  
 Born: Dec. 12, 1999 in Valencia, Venezuela School: N/A

**Obtained:** Signed as a non-drafted international free agent, Dec. 5, 2017  
**2020:** Did not play due to cancellation of the Minor League season ... **2019:** Made 11 combined appearances between the Rockies' two Dominican Summer League teams ... scored upon twice in 11 appearances ... **2018:** Made 19 relief appearances for DSL Colorado in his first professional season ... his five wins were the most on the club by a reliever.

Year	Team	W	L	ERA	G	GS	CG	SHO	GF	SV	IP	H	R	ER	HR	HB	BB	IBB	SO	WP	BK
2018	DSL Colorado	5	2	4.38	19	0	0	0	2	0	39.0	38	24	19	3	4	16	0	29	7	0
2019	DSL Colorado	1	0	3.27	9	0	0	0	4	0	11.0	10	6	4	0	0	4	0	11	3	0
	DSL Rockies	0	0	2.25	2	0	0	0	1	0	4.0	2	1	1	0	0	1	0	3	0	0
2020	Did not pitch	-	-	-	-	-	-	-	-	-	-	-	-	-	-	-	-	-	-	-	-
<b>Minor League Totals</b>		<b>6</b>	<b>2</b>	<b>4.00</b>	<b>30</b>	<b>0</b>	<b>0</b>	<b>0</b>	<b>7</b>	<b>0</b>	<b>54.0</b>	<b>50</b>	<b>31</b>	<b>24</b>	<b>3</b>	<b>4</b>	<b>21</b>	<b>0</b>	<b>43</b>	<b>10</b>	<b>0</b>



## Azor, Victor

HT: 6-2

WT: 180

B/T: R/R

## Right-Handed Pitcher

Hometown: Samana, D.R.

Born: Nov. 11, 2000 in Samana, D.R.

School: N/A

Obtained: Signed as a non-drafted international free agent, May 22, 2018

2020: Did not play due to cancellation of the Minor League season ... 2019: Made nine starts and one relief appearance with the DSL Rockies ... tossed a career-high six scoreless innings July 11 vs. the DSL Cardinals ... 2018: Made eight relief appearances and five starts in his first season ... season-high 5.1 shutout innings Aug. 8 vs. DSL New York.

Year	Team	W	L	ERA	G	GS	CG	SHO	GF	SV	IP	H	R	ER	HR	HB	BB	IBB	SO	WP	BK
2018	DSL Rockies	1	3	7.58	13	5	0	0	1	0	29.2	39	29	25	2	0	23	0	23	12	3
2019	DSL Rockies	2	3	2.49	10	9	0	0	0	0	43.1	34	16	12	5	0	19	0	36	5	1
2020	Did not pitch	-	-	-	-	-	-	-	-	-	-	-	-	-	-	-	-	-	-	-	-
<b>Minor League Totals</b>		<b>3</b>	<b>6</b>	<b>4.56</b>	<b>23</b>	<b>14</b>	<b>0</b>	<b>0</b>	<b>1</b>	<b>0</b>	<b>73.0</b>	<b>73</b>	<b>45</b>	<b>37</b>	<b>7</b>	<b>0</b>	<b>42</b>	<b>0</b>	<b>59</b>	<b>17</b>	<b>4</b>

## Baayoun, Zak

HT: 6-1

WT: 180

B/T: L/L

## Left-Handed Pitcher

Hometown: Mission Viejo, Calif.

Born: May 1, 1998 in Mission Viejo, Calif.

School: Long Beach State (Calif.)

Obtained: Selected in the 30th round of the 2019 First-Year Player Draft.

2020: Did not play due to cancellation of the Minor League season ... 2019: Made 10 starts with Short-Season Boise in his first professional season ... the 10 starts were the third-most on the club ... allowed one earned run across his last four starts, a span of 18 innings.

Year	Team	W	L	ERA	G	GS	CG	SHO	GF	SV	IP	H	R	ER	HR	HB	BB	IBB	SO	WP	BK
2019	Boise	0	5	4.65	10	10	0	0	0	0	40.2	54	27	21	4	5	8	0	34	2	0
2020	Did not pitch	-	-	-	-	-	-	-	-	-	-	-	-	-	-	-	-	-	-	-	-
<b>Minor League Totals</b>		<b>0</b>	<b>5</b>	<b>4.65</b>	<b>10</b>	<b>10</b>	<b>0</b>	<b>0</b>	<b>0</b>	<b>0</b>	<b>40.2</b>	<b>54</b>	<b>27</b>	<b>21</b>	<b>4</b>	<b>5</b>	<b>8</b>	<b>0</b>	<b>34</b>	<b>2</b>	<b>0</b>

## Barbosa, Gabriel

HT: 6-0

WT: 165

B/T: R/R

## Right-Handed Pitcher

Hometown: Bastos, Brazil

Born: Jan. 22, 2002 in Bastos, Brazil

School: N/A

Obtained: Signed as a non-drafted international free agent, July 2, 2018.

2020: Did not play due to cancellation of the Minor League season ... 2019: Made 16 total appearances, including four starts, between DSL Colorado and DSL Rockies in his first professional season ... began his season with four starts with DSL Colorado before transitioning to a relief role with the DSL Rockies ... did not allow a run in his first eight relief appearances (15.2 innings).

Year	Team	W	L	ERA	G	GS	CG	SHO	GF	SV	IP	H	R	ER	HR	HB	BB	IBB	SO	WP	BK
2019	DSL Colorado	0	2	10.97	4	4	0	0	0	0	10.2	21	16	13	2	2	3	0	8	2	0
	DSL Rockies	4	0	1.17	12	0	0	0	1	0	23.0	15	7	3	0	1	7	0	15	1	0
2020	Did not pitch	-	-	-	-	-	-	-	-	-	-	-	-	-	-	-	-	-	-	-	-
<b>Minor League Totals</b>		<b>4</b>	<b>2</b>	<b>4.28</b>	<b>16</b>	<b>4</b>	<b>0</b>	<b>0</b>	<b>1</b>	<b>0</b>	<b>33.2</b>	<b>36</b>	<b>23</b>	<b>16</b>	<b>2</b>	<b>3</b>	<b>10</b>	<b>0</b>	<b>23</b>	<b>3</b>	<b>0</b>

## Barlow, Trysten

HT: 6-1

WT: 215

B/T: L/L

## Left-Handed Pitcher

Hometown: Halls, Tenn.

Born: Dec. 31, 1996 in Memphis, Tenn.

School: Mississippi State

Obtained: Selected in the 16th round of the 2019 First-Year Player Draft.

2020: Did not play due to cancellation of the Minor League season ... 2019: Made 16 relief appearances for Rookie Level Grand Junction in his first professional season ... scored upon three times ... season high five strikeouts across two scoreless innings Aug. 2 vs. Orem.

Year	Team	W	L	ERA	G	GS	CG	SHO	GF	SV	IP	H	R	ER	HR	HB	BB	IBB	SO	WP	BK
2019	DSL Colorado	2	1	2.33	16	0	0	0	1	0	19.1	16	6	5	0	5	9	0	20	6	0
2020	Did not pitch	-	-	-	-	-	-	-	-	-	-	-	-	-	-	-	-	-	-	-	-
<b>Minor League Totals</b>		<b>2</b>	<b>1</b>	<b>2.33</b>	<b>16</b>	<b>0</b>	<b>0</b>	<b>0</b>	<b>1</b>	<b>0</b>	<b>19.1</b>	<b>16</b>	<b>6</b>	<b>5</b>	<b>0</b>	<b>5</b>	<b>9</b>	<b>0</b>	<b>20</b>	<b>6</b>	<b>0</b>

## Barnwell, Jacob

HT: 5-10

WT: 170

B/T: R/R

## Catcher

Hometown: Ashland, Ky.

Born: Aug. 8, 1997 in Catlettsburg, Ky.

School: Ohio State

Obtained: Selected in the 22nd round of the 2018 First-Year Player Draft.

2020: Did not play due to cancellation of the Minor League season ... 2019: Appeared in 17 games with Rookie Level Grand Junction, 13 as the starting catcher ... recorded his first career multi-RBI game in his first game of the season, June 17 at Ogden ... 2018: Appeared in 12 games, including nine starts at catcher, in his first professional season.

Year	Team	AVG	G	AB	R	H	2B	3B	HR	RBI	SAC	SF	HBP	BB	IBB	SO	SB	CS	GIDP	OBP	SLG
2018	Grand Junction	.143	12	42	2	6	1	0	0	1	0	0	1	4	0	9	1	0	2	.234	.167
2019	Grand Junction	.167	17	54	6	9	2	0	0	3	0	0	0	8	0	27	1	2	0	.274	.204
2020	Did not play	-	-	-	-	-	-	-	-	-	-	-	-	-	-	-	-	-	-	-	-
<b>Minor League Totals</b>		<b>.156</b>	<b>29</b>	<b>96</b>	<b>8</b>	<b>15</b>	<b>3</b>	<b>0</b>	<b>0</b>	<b>4</b>	<b>0</b>	<b>0</b>	<b>1</b>	<b>12</b>	<b>0</b>	<b>36</b>	<b>2</b>	<b>2</b>	<b>2</b>	<b>.257</b>	<b>.188</b>

## Bernabel, Warming

## Infielder

HT: 6-0

WT: 180

B/T: R/R

Hometown: Bani, D.R.

Born: June 6, 2002 in Bani, D.R.

School: N/A

**Obtained:** Signed as a non-drafted international free agent, July 2, 2018.

**2020:** Did not play due to cancellation of the Minor League season ... **2019:** Appeared in 55 total games between Dominican Summer League Colorado and the DSL Rockies ... made 52 starts at third base and one appearance at second base ... first career multi-home run game on July 4 vs. the DSL Royals 2.

Year	Team	AVG	G	AB	R	H	2B	3B	HR	RBI	SAC	SF	HBP	BB	IBB	SO	SB	CS	GDP	OBP	SLG
2019	DSL Colorado	.225	37	142	26	32	7	1	4	17	0	2	5	13	0	20	3	6	2	.309	.373
	DSL Rockies	.300	18	70	11	21	6	1	0	14	0	3	3	3	0	9	0	1	0	.342	.414
2020	Did not play	-	-	-	-	-	-	-	-	-	-	-	-	-	-	-	-	-	-	-	-
<b>Minor League Totals</b>		<b>.250</b>	<b>55</b>	<b>212</b>	<b>37</b>	<b>53</b>	<b>13</b>	<b>2</b>	<b>4</b>	<b>31</b>	<b>0</b>	<b>5</b>	<b>9</b>	<b>16</b>	<b>0</b>	<b>29</b>	<b>3</b>	<b>7</b>	<b>2</b>	<b>.320</b>	<b>.387</b>

## Bernard, Austin

## Catcher

HT: 5-10

WT: 195

B/T: S/R

Hometown: Anaheim, Calif.

Born: March 14, 1996 in Anaheim, Calif.

School: Pepperdine (Calif.)

**Obtained:** Selected in the 10th round of the 2017 First-Year Player Draft.

**2020:** Did not play due to cancellation of the Minor League season ... **2019:** Appeared in 81 games with High-A Lancaster, setting career-highs in nearly all offensive categories ... **2018:** Was the primary catcher for Low-A Asheville, starting 58 games behind the dish for the Tourists ... **2017:** Started 29 games at catcher in his first professional season ... hit two of his three home runs in his final four games of the season ... recorded a 46% caught stealing percentage (24-for-52).

Year	Team	AVG	G	AB	R	H	2B	3B	HR	RBI	SAC	SF	HBP	BB	IBB	SO	SB	CS	GDP	OBP	SLG
2017	Boise	.231	34	121	17	28	8	0	3	16	0	2	1	14	0	39	0	0	0	.312	.372
2018	Asheville	.185	58	184	28	34	7	1	5	13	4	0	5	21	0	58	1	2	4	.286	.315
2019	Lancaster	.212	81	264	39	56	12	4	8	26	1	1	4	52	0	89	6	1	2	.349	.379
2020	Did not play	-	-	-	-	-	-	-	-	-	-	-	-	-	-	-	-	-	-	-	-
<b>Minor League Totals</b>		<b>.207</b>	<b>173</b>	<b>569</b>	<b>84</b>	<b>118</b>	<b>27</b>	<b>5</b>	<b>16</b>	<b>55</b>	<b>5</b>	<b>3</b>	<b>10</b>	<b>87</b>	<b>0</b>	<b>186</b>	<b>7</b>	<b>3</b>	<b>6</b>	<b>.321</b>	<b>.357</b>

## Bernard, Wynton

## Outfielder

HT: 6-2

WT: 195

B/T: R/R

Hometown: San Diego, Calif.

Born: Sept. 24, 1990 in San Diego, Calif.

School: Niagara University

**Obtained:** Signed as a Minor League free agent, Jan. 19, 2021

**2020:** Spent the season with the Sugar Land Skeeters in the independent Constellation Energy League ... **2019:** Split the season between Double-A Tennessee and Triple-A Iowa in the Cubs organization before finishing the year with Sugar Land ... **2018:** Split the season between Tennessee and Iowa ... **2017:** Spent the entire season with Triple-A Sacramento in the San Francisco organization after signing as a Minor League free agent prior to the season ... **2016:** Between Double-A Erie and Triple-A Toledo in the Tigers organization, combined to bat .279 with 13 doubles, five triples, seven home runs and 33 RBI ... **2015:** Named a Double-A Eastern League Mid-Season and Post-Season All-Star, as well as a MiLB.com Organization All-Star for the Detroit Tigers ... **2014:** Named the High-A Midwest League Most Valuable Player while garnering Mid-Season and Post-Season All-Star honors ... **2013:** Made stops at four different levels, spending a majority of the season with Short-Season Eugene ... **2012:** Appeared in 23 games with the AZL Padres in his first professional season ... **PERSONAL:** Originally selected by the Padres in the 35th round of the 2012 First-Year Player Draft.

Year	Team	AVG	G	AB	R	H	2B	3B	HR	RBI	SAC	SF	HBP	BB	IBB	SO	SB	CS	GDP	OBP	SLG
2012	AZL Padres	.232	23	56	14	13	3	0	1	9	0	1	1	7	0	14	4	0	2	.323	.339
2013	AZL Padres	.400	3	10	1	4	0	0	0	3	0	0	0	0	0	3	2	1	0	.400	.400
	Eugene	.250	39	136	19	34	5	1	1	10	2	4	1	18	0	33	7	4	3	.333	.324
	Fort Wayne	.200	5	15	1	3	0	1	0	3	0	0	0	1	0	5	1	1	0	.250	.333
	Lake Elsinore	.214	4	14	4	3	0	1	0	0	0	0	0	1	0	2	0	1	0	.267	.357
2014	West Michigan	.323	131	507	91	164	30	6	6	47	12	3	5	56	1	86	45	19	4	.394	.442
2015	Erie	.301	135	534	78	161	29	8	4	36	11	0	4	38	0	73	43	16	8	.352	.408
2016	Erie	.308	58	227	38	70	8	4	6	22	5	2	1	27	0	39	13	2	3	.381	.458
	Toledo	.235	46	149	18	35	5	1	1	11	1	1	1	10	0	30	10	3	1	.286	.302
2017	Sacramento	.254	82	193	28	49	8	2	2	14	3	1	2	12	0	41	13	1	7	.303	.347
2018	Tennessee	.295	37	105	13	31	2	0	2	9	1	0	1	10	0	20	14	2	3	.362	.371
	Iowa	.204	61	147	17	30	10	3	1	13	1	0	1	6	0	32	11	2	7	.240	.333
2019	Tennessee	.323	11	31	3	10	3	0	1	3	0	0	6	0	4	2	1	2	2	.432	.516
	Iowa	.263	41	95	17	25	6	3	1	12	0	0	0	10	1	21	6	3	0	.333	.421
	Sugar Land (Ind.)	.314	61	245	46	77	14	2	6	36	2	4	0	17	0	38	32	1	1	.353	.461
2020	Sugar Land (Ind.)	.270	23	74	11	20	2	0	2	9	0	0	0	6	0	20	6	2	0	.325	.378
<b>Minor League Totals</b>		<b>.285</b>	<b>676</b>	<b>2219</b>	<b>342</b>	<b>632</b>	<b>109</b>	<b>30</b>	<b>26</b>	<b>192</b>	<b>36</b>	<b>12</b>	<b>17</b>	<b>202</b>	<b>2</b>	<b>403</b>	<b>171</b>	<b>56</b>	<b>40</b>	<b>.347</b>	<b>.396</b>
<b>Ind. League Totals</b>		<b>.304</b>	<b>84</b>	<b>319</b>	<b>57</b>	<b>97</b>	<b>16</b>	<b>2</b>	<b>8</b>	<b>45</b>	<b>2</b>	<b>4</b>	<b>0</b>	<b>23</b>	<b>0</b>	<b>58</b>	<b>38</b>	<b>3</b>	<b>1</b>	<b>.347</b>	<b>.442</b>

## Bido, Anderson

HT: 6-3

WT: 184

B/T: R/R

## Right-Handed Pitcher

Hometown: Las Matas de Farfan, D.R.

School: N/A

Born: May 7, 1999 in Las Matas de Farfan, D.R.

Obtained: Signed as a non-drafted international free agent, April 25, 2017.

2020: Did not play due to cancellation of the Minor League season ... 2019: Named a Pioneer League Mid-Season All-Star in his first season with Rookie Level Grand Junction ... his six wins were tied for the most in the league ... went 4-0 with a 1.86 ERA (19.1 IP, 4 ER) in 16 appearances prior to the All-Star break ... 2018: Made two starts for DSL Colorado before being placed on the disabled list July 16 ... 2017: Started 10 games for the DSL Rockies in his first professional season, the third-most starts on the club.

Year	Team	W	L	ERA	G	GS	CG	SHO	GF	SV	IP	H	R	ER	HR	HB	BB	IBB	SO	WP	BK
2017	DSL Rockies	2	1	2.85	10	10	0	0	0	0	41.0	41	22	13	2	5	9	0	39	8	0
2018	DSL Colorado	1	1	3.48	2	2	0	0	0	0	10.1	8	4	4	0	1	2	0	10	0	0
2019	Grand Junction	6	0	3.62	23	0	0	0	7	0	27.1	22	16	11	1	7	9	0	26	7	0
2020	Did not pitch	-	-	-	-	-	-	-	-	-	-	-	-	-	-	-	-	-	-	-	-
<b>Minor League Totals</b>		<b>9</b>	<b>2</b>	<b>3.20</b>	<b>35</b>	<b>12</b>	<b>0</b>	<b>0</b>	<b>7</b>	<b>0</b>	<b>78.2</b>	<b>71</b>	<b>42</b>	<b>28</b>	<b>3</b>	<b>13</b>	<b>20</b>	<b>0</b>	<b>75</b>	<b>15</b>	<b>0</b>

## Bird, Jake

HT: 6-3

WT: 200

B/T: R/R

## Right-Handed Pitcher

Hometown: Valencia, Calif.

School: UCLA

Born: Dec. 4, 1995 in Newhall, Calif.

Obtained: Selected in the fifth round of the 2018 First-Year Player Draft.

2020: Did not play due to cancellation of the Minor League season ... 2019: Named a South Atlantic League Mid-Season All-Star after going 4-1 with a 3.02 ERA (44.2 IP, 15 ER) in 23 relief appearances and one start in the first half of the season ... ranked tied for third in the league with 40 appearances ... allowed only two home runs across 97 innings, both coming in August (Aug. 6 and Aug. 17) ... posted a 4.66 ERA (36.2 IP, 19 ER) as a starter and a 2.98 ERA (60.1 IP, 20 ER) as a reliever ... 2018: Made 17 relief appearances for Rookie Level Grand Junction in his first season ... went 4-0 with a 1.23 ERA (14.2 IP, 2 ER) in his first nine appearances prior to the All-Star Break.

Year	Team	W	L	ERA	G	GS	CG	SHO	GF	SV	IP	H	R	ER	HR	HB	BB	IBB	SO	WP	BK
2018	Grand Junction	4	1	3.38	17	0	0	0	0	0	26.2	20	17	10	2	4	12	0	39	3	0
2019	Asheville	7	2	3.62	40	8	0	0	7	2	97.0	105	48	39	2	16	42	1	80	9	1
2020	Did not pitch	-	-	-	-	-	-	-	-	-	-	-	-	-	-	-	-	-	-	-	-
<b>Minor League Totals</b>		<b>11</b>	<b>3</b>	<b>3.57</b>	<b>57</b>	<b>8</b>	<b>0</b>	<b>0</b>	<b>7</b>	<b>2</b>	<b>123.2</b>	<b>125</b>	<b>65</b>	<b>49</b>	<b>4</b>	<b>20</b>	<b>54</b>	<b>1</b>	<b>110</b>	<b>12</b>	<b>1</b>

## Blomgren, Jack

HT: 5-10

WT: 180

B/T: R/R

## Infielder

Hometown: Milton, Wisc.

School: Michigan

Born: Sept. 27, 1998 in Milton, Wisc.

Obtained: Selected in the fifth round of the 2020 First-Year Player Draft.

2020: Did not play due to cancellation of the Minor League season ... PERSONAL: In 2019, was named to the All-Big Ten Second Team and was named to the College World Series All-Tournament Team.

Year	Team	AVG	G	AB	R	H	2B	3B	HR	RBI	SAC	SF	HBP	BB	IBB	SO	SB	CS	GIDP	OBP	SLG
2020	Did not play	-	-	-	-	-	-	-	-	-	-	-	-	-	-	-	-	-	-	-	-
<b>Minor League Totals</b>		-	-	-	-	-	-	-	-	-	-	-	-	-	-	-	-	-	-	-	-

## Boone, Trevor

HT: 6-2

WT: 210

B/T: R/R

Hometown: Owasso, Okla.

School: Oklahoma State

Born: Sept. 9, 1997 in Oklahoma City, Okla.

Obtained: Selected in the 18th round of the 2019 First-Year Player Draft.

2020: Did not play due to cancellation of the Minor League season ... 2019: Started 42 games in left field and 13 games in right field for Short-Season Boise in his first professional season ... season-high three RBI twice in a three-game span, July 3 and July 5.

Year	Team	AVG	G	AB	R	H	2B	3B	HR	RBI	SAC	SF	HBP	BB	IBB	SO	SB	CS	GIDP	OBP	SLG
2019	Boise	.215	60	209	22	45	12	1	4	22	2	3	7	15	0	98	4	4	1	.340	.626
2020	Did not play	-	-	-	-	-	-	-	-	-	-	-	-	-	-	-	-	-	-	-	-
<b>Minor League Totals</b>		<b>.215</b>	<b>60</b>	<b>209</b>	<b>22</b>	<b>45</b>	<b>12</b>	<b>1</b>	<b>4</b>	<b>22</b>	<b>2</b>	<b>3</b>	<b>7</b>	<b>15</b>	<b>0</b>	<b>98</b>	<b>4</b>	<b>4</b>	<b>1</b>	<b>.340</b>	<b>.626</b>

## Bouchard, Sean

## Infielder/Outfielder

HT: 6-3

WT: 215

B/T: R/R

Hometown: San Diego, Calif.

School: UCLA

Born: May 16, 1996 in San Diego, Calif.

Obtained: Selected in the ninth round of the 2017 First-Year Player Draft.

2020: Did not play due to cancellation of the Minor League season ... 2019: Named a California League Mid-Season All-Star ... ranked fourth in the league with 28 doubles and eighth with 68 RBI ... on May 3, became the 15th player in California League history to record four doubles in a game ... named the CAL Player of the Week for the week June 17-23 after slashing .750/.789/1.688 with four home runs and 10 RBI ... had a 12-game RBI streak June 11-24 ... reached base safely in 12 consecutive plate appearances June 23-25 ... 2018: Led the South Atlantic League with 34 doubles an tied for second in the league and on Asheville with 75 RBI ... saw his first professional experience in the outfield, starting 23 games in right field and 18 games in left field ... 2017: Started 27 games at first base and four games at third base for Short-Season Boise in his first professional season ... batted .337 (33-for-98) with five home runs and 20 RBI in July.

Year	Team	AVG	G	AB	R	H	2B	3B	HR	RBI	SAC	SF	HBP	BB	IBB	SO	SB	CS	GIDP	OBP	SLG
2017	Boise	.290	39	155	31	45	11	0	6	27	1	1	1	25	0	41	6	2	5	.390	.477
2018	Asheville	.257	125	463	77	119	34	2	14	75	0	4	7	41	0	128	22	9	6	.324	.430
2019	Lancaster	.292	91	349	50	102	28	2	13	68	1	5	3	33	0	102	8	4	6	.354	.496
2020	Did not play	-	-	-	-	-	-	-	-	-	-	-	-	-	-	-	-	-	-	-	-
<b>Minor League Totals</b>		<b>.275</b>	<b>255</b>	<b>967</b>	<b>158</b>	<b>266</b>	<b>73</b>	<b>4</b>	<b>33</b>	<b>170</b>	<b>2</b>	<b>10</b>	<b>11</b>	<b>99</b>	<b>0</b>	<b>271</b>	<b>36</b>	<b>15</b>	<b>17</b>	<b>.346</b>	<b>.461</b>

## Briosio, Cristian

## Right-Handed Pitcher

HT: 6-0

WT: 188

B/T: R/R

Hometown: San Cristobal, D.R.

School: N/A

Born: June 14, 2001 in San Cristobal, D.R.

Obtained: Signed as a non-drafted international free agent, June 15, 2019.

2020: Did not play due to cancellation of the Minor League season ... 2019: Made 15 relief appearances and two starts between the two Dominican Summer League teams in his first season ... scored upon six times ... eight consecutive scoreless appearances July 15-Aug. 8, a span of 14.1 innings.

Year	Team	W	L	ERA	G	GS	CG	SHO	GF	SV	IP	H	R	ER	HR	HB	BB	IBB	SO	WP	BK
2019	DSL Colorado	1	1	7.90	8	2	0	0	1	0	13.2	16	15	12	4	2	6	0	12	1	0
	DSL Rockies	0	0	2.12	9	0	0	0	2	1	17.0	9	4	4	0	3	5	0	12	1	1
2020	Did not pitch	-	-	-	-	-	-	-	-	-	-	-	-	-	-	-	-	-	-	-	-
<b>Minor League Totals</b>		<b>1</b>	<b>1</b>	<b>4.70</b>	<b>17</b>	<b>2</b>	<b>0</b>	<b>0</b>	<b>3</b>	<b>1</b>	<b>30.2</b>	<b>25</b>	<b>19</b>	<b>16</b>	<b>4</b>	<b>5</b>	<b>11</b>	<b>0</b>	<b>24</b>	<b>2</b>	<b>1</b>

## Brito, Juan

## Infielder

HT: 5-11

WT: 162

B/T: S/R

Hometown: Santo Domingo, D.R.

School: N/A

Born: Sept. 24, 2001 in Santo Domingo, D.R.

Obtained: Signed as a non-drafted international free agent, July 7, 2019.

2020: Did not play due to cancellation of the Minor League season ... 2019: Started 14 games at second base, 13 games at shortstop and three games at third base for the DSL Rockies in his first season ... batted .421 (24-for-57) with two doubles, two triples and two home runs in August.

Year	Team	AVG	G	AB	R	H	2B	3B	HR	RBI	SAC	SF	HBP	BB	IBB	SO	SB	CS	GIDP	OBP	SLG
2019	DSL Rockies	.328	35	116	21	38	4	3	3	26	1	5	2	16	0	15	12	3	1	.403	.491
2020	Did not play	-	-	-	-	-	-	-	-	-	-	-	-	-	-	-	-	-	-	-	-
<b>Minor League Totals</b>		<b>.328</b>	<b>35</b>	<b>116</b>	<b>21</b>	<b>38</b>	<b>4</b>	<b>3</b>	<b>3</b>	<b>26</b>	<b>1</b>	<b>5</b>	<b>2</b>	<b>16</b>	<b>0</b>	<b>15</b>	<b>12</b>	<b>3</b>	<b>1</b>	<b>.403</b>	<b>.491</b>

## Bugarin, Jesus

## Outfielder

HT: 5-10

WT: 180

B/T: R/R

Hometown: Ciudad Pira, Venezuela

School: N/A

Born: Dec. 2, 2001 in Ciudad Piar, Venezuela

Obtained: Signed as a non-drafted international free agent, Dec. 12, 2018.

2020: Did not play due to cancellation of the Minor League season ... 2019: Played in eight games with DSL Colorado from Aug. 15-24 in his first season ... first professional home run Aug. 20 at the DSL Pirates2.

Year	Team	AVG	G	AB	R	H	2B	3B	HR	RBI	SAC	SF	HBP	BB	IBB	SO	SB	CS	GIDP	OBP	SLG
2019	DSL Colorado	.241	8	29	2	7	0	0	1	4	0	0	0	2	0	7	3	4	0	.290	.345
2020	Did not play	-	-	-	-	-	-	-	-	-	-	-	-	-	-	-	-	-	-	-	-
<b>Minor League Totals</b>		<b>.241</b>	<b>8</b>	<b>29</b>	<b>2</b>	<b>7</b>	<b>0</b>	<b>0</b>	<b>1</b>	<b>4</b>	<b>0</b>	<b>0</b>	<b>0</b>	<b>2</b>	<b>0</b>	<b>7</b>	<b>3</b>	<b>4</b>	<b>0</b>	<b>.290</b>	<b>.345</b>

## Burcham, Scott

## Infielder

HT: 5-11

WT: 185

B/T: R/R

Hometown: La Quinta, Calif.

Born: June 17, 1993 in Phoenix, Ariz.

School: Sacramento State (Calif.)

**Obtained:** Selected in the 25th round of the 2015 First-Year Player Draft.

**2020:** Did not play due to cancellation of the Minor League season ... **2019:** Appeared in a career-high 81 games with Double-A Hartford ... had one stint on the injured list from May 3-26 ... **2018:** Batted .286 (28-for-98) in 28 games after the All-Star Break ... **2017:** Appeared in a career-high 70 games for High-A Lancaster, splitting time between shortstop, second base and third base ... recorded a career high three home runs and 26 RBI ... **2016:** Made 36 starts at third base, 12 starts at second base and 11 starts at shortstop for Low-A Asheville ... hit .192 (10-for-52) in the first half, .297 (46-for-155) in the second half ... **2015:** Started 12 games at second base and 23 games at shortstop for Short-Season Boise in his first professional season ... **PERSONAL:** Played on Team Israel in the 2017 World Baseball Classic.

Year	Team	AVG	G	AB	R	H	2B	3B	HR	RBI	SAC	SF	HBP	BB	IBB	SO	SB	CS	GIDP	OBP	SLG
2015	Boise	.235	35	136	20	32	4	1	2	11	3	0	0	10	0	38	7	2	3	.288	.324
2016	Asheville	.271	61	207	25	56	15	1	2	22	7	2	2	19	0	51	7	4	2	.335	.382
2017	Lancaster	.251	70	235	33	59	14	0	3	26	9	3	4	14	0	48	9	5	4	.301	.349
2018	Hartford	.263	53	175	22	46	9	0	2	15	2	1	2	17	1	51	6	5	2	.328	.349
2019	Hartford	.200	81	220	26	44	12	0	3	21	2	0	2	25	1	65	5	2	3	.287	.295
2020	Did not play	-	-	-	-	-	-	-	-	-	-	-	-	-	-	-	-	-	-	-	-
<b>Minor League Totals</b>		<b>.244</b>	<b>300</b>	<b>973</b>	<b>126</b>	<b>237</b>	<b>54</b>	<b>2</b>	<b>12</b>	<b>95</b>	<b>22</b>	<b>7</b>	<b>0</b>	<b>85</b>	<b>2</b>	<b>253</b>	<b>34</b>	<b>18</b>	<b>14</b>	<b>.308</b>	<b>.340</b>

## Burgos, Ivan

## Infielder

HT: 5-10

WT: 157

B/T: S/R

Hometown: Santo Domingo, D.R.

Born: Feb. 14, 2002 in Santo Domingo, D.R.

School: N/A

**Obtained:** Signed as a non-drafted international free agent, May 10, 2019.

**2020:** Did not play due to cancellation of the Minor League season ... **2019:** Appeared in 14 games with the DSL Rockies in his first season ... made seven starts at second base, four at shortstop and one at third base.

Year	Team	AVG	G	AB	R	H	2B	3B	HR	RBI	SAC	SF	HBP	BB	IBB	SO	SB	CS	GIDP	OBP	SLG
2019	DSL Rockies	.237	14	38	8	9	1	0	0	6	0	0	3	10	0	7	1	3	2	.431	.263
2020	Did not play	-	-	-	-	-	-	-	-	-	-	-	-	-	-	-	-	-	-	-	-
<b>Minor League Totals</b>		<b>.237</b>	<b>14</b>	<b>38</b>	<b>8</b>	<b>9</b>	<b>1</b>	<b>0</b>	<b>0</b>	<b>6</b>	<b>0</b>	<b>0</b>	<b>3</b>	<b>10</b>	<b>0</b>	<b>7</b>	<b>1</b>	<b>3</b>	<b>2</b>	<b>.431</b>	<b>.263</b>

## Bush, Nick

## Left-Handed Pitcher

HT: 5-11

WT: 175

B/T: L/L

Hometown: Leesburg, Ga.

Born: Aug. 23, 1996 in Leesburg, Ga.

School: Louisiana State

**Obtained:** Selected in the 33rd round of the 2017 First-Year Player Draft.

**2020:** Did not play due to cancellation of the Minor League season ... **2019:** Made 25 starts and one relief appearance for Low-A Asheville ... led the club and ranked fifth in the league in both innings pitched (132.0) and strikeouts (132) ... named the South Atlantic League Pitcher of the Week for the week of July 22-28 after tossing a complete game, three-hit shutout vs. Greensboro ... **2018:** Made nine starts for Short-Season Boise in his first professional season ... did not allow a run over his first two appearances (six innings pitched) ... recorded a career-high six strikeouts July 12 vs. Vancouver.

Year	Team	W	L	ERA	G	GS	CG	SHO	GF	SV	IP	H	R	ER	HR	HB	BB	IBB	SO	WP	BK
2018	Boise	2	3	4.34	9	9	0	0	0	0	37.1	48	18	18	2	0	10	0	28	2	0
2019	Asheville	9	9	3.95	26	25	1	1	0	0	132.0	135	66	58	13	7	26	0	132	4	2
2020	Did not pitch	-	-	-	-	-	-	-	-	-	-	-	-	-	-	-	-	-	-	-	-
<b>Minor League Totals</b>		<b>11</b>	<b>12</b>	<b>4.04</b>	<b>35</b>	<b>34</b>	<b>1</b>	<b>1</b>	<b>0</b>	<b>0</b>	<b>169.1</b>	<b>183</b>	<b>84</b>	<b>76</b>	<b>15</b>	<b>7</b>	<b>36</b>	<b>0</b>	<b>160</b>	<b>6</b>	<b>2</b>

## Cabrera, Jerald

## Right-Handed Pitcher

HT: 6-1

WT: 185

B/T: R/R

Hometown: Santo Domingo, D.R.

Born: Aug. 26, 2001 in Santo Domingo, D.R.

School: N/A

**Obtained:** Signed as a non-drafted international free agent, Aug. 26, 2017.

**2020:** Did not play due to cancellation of the Minor League season ... **2019:** Made 17 combined appearances, including two starts, between both Dominican Summer League teams, posting a 5.92 ERA (24.1 IP, 16 ER) with no decisions ... **2018:** Split time between each of the Rockies Dominican Summer League teams, going a combined 0-1 with a 8.88 ERA (24.1 IP, 24 ER) in 15 appearances, three starts.

Year	Team	W	L	ERA	G	GS	CG	SHO	GF	SV	IP	H	R	ER	HR	HB	BB	IBB	SO	WP	BK
2018	DSL Colorado	0	1	11.45	9	3	0	0	1	0	11.0	7	16	14	2	7	13	0	16	4	2
	DSL Rockies	0	0	6.75	6	0	0	0	2	0	13.1	15	11	10	0	0	8	0	13	4	0
2019	DSL Rockies	0	0	3.52	8	0	0	0	2	0	7.2	10	4	3	0	0	8	0	9	6	0
	DSL Colorado	0	0	7.02	9	2	0	0	3	0	16.2	17	15	13	1	1	7	0	18	2	1
2020	Did not pitch	-	-	-	-	-	-	-	-	-	-	-	-	-	-	-	-	-	-	-	-
<b>Minor League Totals</b>		<b>0</b>	<b>1</b>	<b>7.40</b>	<b>32</b>	<b>5</b>	<b>0</b>	<b>0</b>	<b>8</b>	<b>0</b>	<b>48.2</b>	<b>49</b>	<b>46</b>	<b>40</b>	<b>3</b>	<b>8</b>	<b>36</b>	<b>0</b>	<b>56</b>	<b>16</b>	<b>3</b>



## Cabrera, Walking

## Outfielder

HT: 6-2

WT: 177

B/T: R/R

Hometown: Santo Domingo, D.R.

Born: Aug. 26, 2000 in Santo Domingo, D.R.

School: N/A

Obtained: Signed as a non-drafted international free agent, May 22, 2017.

2020: Did not play due to cancellation of the Minor League season ... 2019: Appeared in 45 games with Rookie Level Grand Junction, his first experience at the level ... 2018: Recorded 41 RBI in 50 games with DSL Colorado, the second-most on the club ... 2017: Started 17 games in left field and two games in right field for the DSL Rockies in his first professional season.

Year	Team	AVG	G	AB	R	H	2B	3B	HR	RBI	SAC	SF	HBP	BB	IBB	SO	SB	CS	GDP	OBP	SLG
2017	DSL Rockies	.235	23	81	7	19	4	1	0	9	0	0	1	6	0	18	4	3	3	.295	.309
2018	DSL Colorado	.272	59	206	31	56	13	1	7	41	2	3	1	22	0	42	10	7	5	.341	.447
2019	Grand Junction	.177	45	147	16	26	6	2	1	17	0	3	0	26	0	58	2	3	2	.295	.265
2020	Did not play	-	-	-	-	-	-	-	-	-	-	-	-	-	-	-	-	-	-	-	-
<b>Minor League Totals</b>		<b>.233</b>	<b>127</b>	<b>434</b>	<b>54</b>	<b>101</b>	<b>23</b>	<b>4</b>	<b>8</b>	<b>67</b>	<b>2</b>	<b>6</b>	<b>2</b>	<b>54</b>	<b>0</b>	<b>118</b>	<b>16</b>	<b>13</b>	<b>10</b>	<b>.317</b>	<b>.359</b>

## Calvo, Blair

## Right-Handed Pitcher

HT: 6-3

WT: 195

B/T: R/R

Hometown: St. Augustine, Fla.

Born: Feb. 27, 1996 in Jacksonville, Fla.

School: Flagler College (Fla.)

Obtained: Selected in the 23rd round of the 2019 First-Year Player Draft.

2020: Did not play due to cancellation of the Minor League season ... 2019: Made 13 relief appearances and one start for Rookie Level Grand Junction after being drafted in June ... 10 of his 13 relief appearances were more than one inning ... PERSONAL: Previously selected in the 31st round of the 2016 First Year Player Draft by the Texas Rangers.

Year	Team	W	L	ERA	G	GS	CG	SHO	GF	SV	IP	H	R	ER	HR	HB	BB	IBB	SO	WP	BK
2019	Grand Junction	1	3	5.93	14	1	0	0	0	0	27.1	31	24	18	4	3	19	0	37	5	0
2020	Did not pitch	-	-	-	-	-	-	-	-	-	-	-	-	-	-	-	-	-	-	-	-
<b>Minor League Totals</b>		<b>1</b>	<b>3</b>	<b>5.93</b>	<b>14</b>	<b>1</b>	<b>0</b>	<b>0</b>	<b>0</b>	<b>0</b>	<b>27.1</b>	<b>31</b>	<b>24</b>	<b>18</b>	<b>4</b>	<b>3</b>	<b>19</b>	<b>0</b>	<b>37</b>	<b>5</b>	<b>0</b>

## Carlito, Jairoid

## Outfielder

HT: 6-0

WT: 150

B/T: L/R

Hometown: San Pedro de Macoris, D.R.

Born: April 21, 2002 in San Pedro de Macoris, D.R.

School: N/A

Obtained: Signed as a non-drafted international free agent, July 2, 2019.

2020: Did not play due to cancellation of the Minor League season ... 2019: Appeared in 34 games with DSL Colorado in his first professional season, primarily as a right fielder ... hit safely in each of his first six games.

Year	Team	AVG	G	AB	R	H	2B	3B	HR	RBI	SAC	SF	HBP	BB	IBB	SO	SB	CS	GDP	OBP	SLG
2019	DSL Colorado	.252	34	119	15	30	9	1	1	18	0	0	2	16	0	38	4	4	2	.350	.370
2020	Did not play	-	-	-	-	-	-	-	-	-	-	-	-	-	-	-	-	-	-	-	-
<b>Minor League Totals</b>		<b>.252</b>	<b>34</b>	<b>119</b>	<b>15</b>	<b>30</b>	<b>9</b>	<b>1</b>	<b>1</b>	<b>18</b>	<b>0</b>	<b>0</b>	<b>2</b>	<b>16</b>	<b>0</b>	<b>38</b>	<b>4</b>	<b>4</b>	<b>2</b>	<b>.350</b>	<b>.370</b>

## Carreras, Julio

## Infielder

HT: 6-1

WT: 166

B/T: R/R

Hometown: Sabana Granda de Boya, D.R.

Born: Jan. 12, 2000 in Sabana Granda de Boya, D.R.

School: N/A

Obtained: Signed as a non-drafted international free agent, Feb. 24, 2018.

2020: Did not play due to cancellation of the Minor League season ... 2019: In his first experience with Rookie Level Grand Junction, ranked among Pioneer League leaders in triples (8, 1st), hits (77, 3rd), runs (51, 3rd), stolen bases (14, T-4), total bases (122, 5th), extra-base hits (27, 6th) and batting average (.294, 10th) ... started 39 games at third base, 15 games at shortstop and eight games at second base ... 2018: Recorded 41 RBI in 50 games with DSL Colorado, the second-most on the club ... 2017: Started 17 games in left field and two games in right field for the DSL Rockies in his first professional season.

Year	Team	AVG	G	AB	R	H	2B	3B	HR	RBI	SAC	SF	HBP	BB	IBB	SO	SB	CS	GDP	OBP	SLG
2018	DSL Rockies	.252	41	135	32	34	5	3	3	14	2	0	8	23	0	28	8	6	0	.392	.400
	DSL Colorado	.344	27	93	26	32	6	4	3	17	5	3	4	8	0	18	8	7	1	.407	.591
2019	Grand Junction	.294	67	262	51	77	14	8	5	38	6	5	9	25	0	63	14	8	3	.369	.466
2020	Did not play	-	-	-	-	-	-	-	-	-	-	-	-	-	-	-	-	-	-	-	-
<b>Minor League Totals</b>		<b>.292</b>	<b>135</b>	<b>490</b>	<b>109</b>	<b>143</b>	<b>25</b>	<b>15</b>	<b>11</b>	<b>69</b>	<b>13</b>	<b>8</b>	<b>21</b>	<b>56</b>	<b>0</b>	<b>109</b>	<b>30</b>	<b>21</b>	<b>4</b>	<b>.383</b>	<b>.471</b>

## Castillo, Brayon

## Right-Handed Pitcher

HT: 6-0

WT: 145

B/T: R/R

Hometown: Santiago, D.R.

Born: Sept. 11, 2000 in Santiago, D.R.

School: N/A

Obtained: Signed as a non-drafted international free agent, July 2, 2017.

2020: Did not play due to cancellation of the Minor League season ... 2019: His 11 starts for DSL Colorado were the second-most on the club ... allowed two or fewer runs in each of his last five starts ... 2018: Made 10 starts and three relief appearances for the DSL Rockies in his first season ... struck out a season-high eight batters in five innings pitched July 3 vs. the DSL Cardinals.

Year	Team	W	L	ERA	G	GS	CG	SHO	GF	SV	IP	H	R	ER	HR	HB	BB	IBB	SO	WP	BK
2018	DSL Rockies	1	3	4.87	13	10	0	0	0	0	44.1	47	26	24	1	3	21	0	38	11	0
2019	DSL Colorado	2	7	3.61	11	11	0	0	0	0	52.1	46	27	21	1	3	23	0	48	5	0
2020	Did not pitch	-	-	-	-	-	-	-	-	-	-	-	-	-	-	-	-	-	-	-	-
<b>Minor League Totals</b>		<b>3</b>	<b>10</b>	<b>4.19</b>	<b>24</b>	<b>21</b>	<b>0</b>	<b>0</b>	<b>0</b>	<b>0</b>	<b>96.2</b>	<b>93</b>	<b>53</b>	<b>45</b>	<b>2</b>	<b>6</b>	<b>44</b>	<b>0</b>	<b>86</b>	<b>16</b>	<b>0</b>

## Ceja, Moises

HT: 6-0

WT: 175

B/T: R/R

## Right-Handed Pitcher

Hometown: Arleta, Calif.

Born: Aug. 17, 1995 in Sylmar, Calif.

School: UCLA

Obtained: Selected in the 32nd round of the 2017 First-Year Player Draft.

2020: Did not play due to cancellation of the Minor League season ... 2019: Made a career-high 40 appearances in his third season ... 24 of 40 appearances were two or more innings ... 2018: Went 3-2 with a 2.96 ERA (48.2 IP, 16 ER) in 30 combined appearances between Rookie Level Grand Junction and Low-A Asheville ... 2017: Scored upon in six of 18 appearances with Short-Season Boise in his first professional season ... one of five Boise relievers to record at least two saves.

Year	Team	W	L	ERA	G	GS	CG	SHO	GF	SV	IP	H	R	ER	HR	HB	BB	IBB	SO	WP	BK
2017	Boise	2	1	3.26	18	0	0	0	8	2	30.1	25	13	11	1	2	7	0	36	5	1
2018	Grand Junction	1	0	1.64	13	0	0	0	3	1	22.0	20	4	4	0	1	5	0	19	1	0
	Asheville	2	2	4.05	17	0	0	0	7	0	26.2	31	15	12	1	1	7	1	26	5	0
2019	Lancaster	5	3	3.57	40	0	0	0	6	1	75.2	63	35	30	11	2	15	0	81	6	0
2020	Did not pitch	-	-	-	-	-	-	-	-	-	-	-	-	-	-	-	-	-	-	-	-
<b>Minor League Totals</b>		<b>10</b>	<b>6</b>	<b>3.32</b>	<b>88</b>	<b>0</b>	<b>0</b>	<b>0</b>	<b>24</b>	<b>4</b>	<b>154.2</b>	<b>139</b>	<b>67</b>	<b>57</b>	<b>13</b>	<b>6</b>	<b>34</b>	<b>1</b>	<b>162</b>	<b>17</b>	<b>1</b>

## Chevalier, Luke

HT: 6-1

WT: 200

B/T: R/R

## Right-Handed Pitcher

Hometown: Sioux Falls, S.D.

Born: March 1, 1996 in Sioux Falls, S.D.

School: Northern State (S.D.)

Obtained: Selected in the 26th round of the 2019 First-Year Player Draft.

2020: Did not play due to cancellation of the Minor League season ... 2019: Made seven starts and six relief appearances for Short-Season Boise after being drafted in June ... named the Northwest League Pitcher of the Week for July 22-28 after allowing no earned runs across two starts and eight innings.

Year	Team	W	L	ERA	G	GS	CG	SHO	GF	SV	IP	H	R	ER	HR	HB	BB	IBB	SO	WP	BK
2019	Boise	0	5	4.89	13	7	0	0	0	0	35.0	36	22	19	0	3	14	0	25	4	2
2020	Did not pitch	-	-	-	-	-	-	-	-	-	-	-	-	-	-	-	-	-	-	-	-
<b>Minor League Totals</b>		<b>0</b>	<b>5</b>	<b>4.89</b>	<b>13</b>	<b>7</b>	<b>0</b>	<b>0</b>	<b>0</b>	<b>0</b>	<b>35.0</b>	<b>36</b>	<b>22</b>	<b>19</b>	<b>0</b>	<b>3</b>	<b>14</b>	<b>0</b>	<b>25</b>	<b>4</b>	<b>2</b>

## Chivilli, Angel

HT: 6-2

WT: 162

B/T: R/R

## Right-Handed Pitcher

Hometown: La Victoria, D.R.

Born: July 28, 2002 in La Victoria, D.R.

School: N/A

Obtained: Signed as a non-drafted international free agent, July 30, 2018.

2020: Did not play due to cancellation of the Minor League season ... 2019: Made 12 starts between DSL Colorado and the DSL Rockies ... tossed five scoreless innings with a season-high eight strikeouts in his last start, Aug. 19 at the DSL Mets.

Year	Team	W	L	ERA	G	GS	CG	SHO	GF	SV	IP	H	R	ER	HR	HB	BB	IBB	SO	WP	BK
2019	DSL Colorado	0	2	4.23	7	7	0	0	0	0	25.0	27	16	12	2	1	7	0	25	7	0
	DSL Rockies	0	3	3.60	5	5	0	0	0	0	20.0	20	8	8	1	0	3	0	20	5	0
2020	Did not pitch	-	-	-	-	-	-	-	-	-	-	-	-	-	-	-	-	-	-	-	-
<b>Minor League Totals</b>		<b>0</b>	<b>5</b>	<b>4.00</b>	<b>12</b>	<b>12</b>	<b>0</b>	<b>0</b>	<b>0</b>	<b>0</b>	<b>45.0</b>	<b>47</b>	<b>24</b>	<b>20</b>	<b>3</b>	<b>1</b>	<b>10</b>	<b>0</b>	<b>45</b>	<b>12</b>	<b>0</b>

## Clarkin, Ian

HT: 6-2

WT: 215

B/T: L/L

## Left-Handed Pitcher

Hometown: San Diego, Calif.

Born: Feb. 14, 1995 in San Diego, Calif.

School: James Madison HS (Calif.)

Obtained: Signed as a Minor League free agent, Nov. 12, 2020.

2020: Pitched for Team Texas in the independent Constellation Energy League ... 2019: Made 10 relief appearances with Double-A Tennessee in the White Sox organization ... 2018: Pitched at three levels in the White Sox organization, spending a majority of his season with Double-A Birmingham ... 2017: Acquired by Chicago-AL via trade from New York-AL along with RHP Tyler Clippard, OF Blake Rutherford and OF Tito Polo in exchange for INF Todd Frazier, RHP David Robertson and RHP Tommy Kahnle on July 19 ... 2016: Made 18 starts for High-A Tampa and tossed two complete games ... 2015: Missed the entire season but did make six starts in the Arizona Fall League, going 2-2 with a 5.84 ERA (24.2 IP, 16 ER) ... 2014: Spent the season with Low-A Charleston before making one start with High-A Tampa to finish the season ... 2013: Made three starts with the GCL Yankees in his first professional season ... **PERSONAL:** Was originally selected by New York-AL in the first round (33rd overall) of the 2013 First-Year Player Draft out of Madison High School in San Diego, Calif.

Year	Team	W	L	ERA	G	GS	CG	SHO	GF	SV	IP	H	R	ER	HR	HB	BB	IBB	SO	WP	BK
2013	GSL Yankees	0	2	10.80	3	3	0	0	0	0	5.0	5	6	6	2	1	4	0	4	1	1
2014	Charleston	3	3	3.21	16	15	0	0	0	0	70.0	64	28	25	6	3	22	0	71	2	0
	Tampa	1	0	1.80	1	1	0	0	0	0	5.0	7	1	1	0	0	1	0	4	0	0
2015	Did not pitch	-	-	-	-	-	-	-	-	-	-	-	-	-	-	-	-	-	-	-	-
2016	Tampa	6	9	3.31	18	18	2	0	0	0	98.0	100	44	36	4	1	30	0	72	8	1
2017	Tampa	4	5	2.62	15	14	0	0	1	0	75.2	71	24	22	4	3	25	0	58	6	0
	Winston-Salem	0	0	2.45	3	3	0	0	0	0	11.0	7	4	3	1	0	8	0	5	0	1
2018	AZL White Sox	0	0	5.19	3	2	0	0	0	0	8.2	9	5	5	1	0	3	0	9	1	0
	Winston-Salem	0	0	2.35	4	0	0	0	2	0	7.2	4	2	2	0	0	3	0	6	1	0
	Birmingham	4	5	4.98	18	10	1	0	5	0	68.2	74	43	38	7	5	31	0	35	5	0
2019	Tennessee	0	0	3.38	10	0	0	0	6	1	13.1	12	6	5	0	2	9	0	5	2	0
2020	Texas (Ind.)	0	4	4.35	7	6	0	0	0	0	20.2	13	11	10	5	1	9	0	33	1	0
<b>Minor League Totals</b>		<b>18</b>	<b>24</b>	<b>3.55</b>	<b>91</b>	<b>66</b>	<b>3</b>	<b>0</b>	<b>14</b>	<b>1</b>	<b>363.0</b>	<b>353</b>	<b>163</b>	<b>143</b>	<b>25</b>	<b>15</b>	<b>136</b>	<b>0</b>	<b>269</b>	<b>26</b>	<b>3</b>

## Collins, Isaac

## Infielder

HT: 5-9

WT: 185

B/T: S/R

Hometown: St. Augustine, Fla.

Born: July 22, 1997 in Pittsburgh, Pa.

School: Creighton (Neb.)

Obtained: Selected in the ninth round of the 2019 First-Year Player Draft.

2020: Did not play due to cancellation of the Minor League season ... 2019: Appeared in 37 games with Short-Season Boise in his first season ... started 23 games at second base and 11 games in center field.

Year	Team	AVG	G	AB	R	H	2B	3B	HR	RBI	SAC	SF	HBP	BB	IBB	SO	SB	CS	GIDP	OBP	SLG
2019	Boise	.257	37	148	24	38	6	3	0	17	0	2	2	12	0	26	5	5	1	.317	.338
2020	Did not play	-	-	-	-	-	-	-	-	-	-	-	-	-	-	-	-	-	-	-	-
<b>Minor League Totals</b>		<b>.257</b>	<b>37</b>	<b>148</b>	<b>24</b>	<b>38</b>	<b>6</b>	<b>3</b>	<b>0</b>	<b>17</b>	<b>0</b>	<b>2</b>	<b>2</b>	<b>12</b>	<b>0</b>	<b>26</b>	<b>5</b>	<b>5</b>	<b>1</b>	<b>.317</b>	<b>.338</b>

## Condrey, Joel

## Right-Handed Pitcher

HT: 6-3

WT: 185

B/T: L/R

Hometown: Renton, Wash.

Born: July 5, 1996 in Renton, Wash.

School: Whitworth College (Wash.)

Obtained: Selected in the 31st round of the 2018 First-Year Player Draft.

2020: Did not play due to cancellation of the Minor League season ... 2019: Led the Northwest League with 27 appearances and tied for third with five wins ... 2018: Made 14 relief appearances for Short-Season Boise in his first season ... PERSONAL: Drafted by the Rockies as a pitcher despite tossing only 2.2 innings in four years at Whitworth College.

Year	Team	W	L	ERA	G	GS	CG	SHO	GF	SV	IP	H	R	ER	HR	HB	BB	IBB	SO	WP	BK
2018	Boise	0	0	4.50	14	0	0	0	3	0	14.0	17	7	7	0	1	11	0	8	2	0
2019	Boise	5	1	3.43	27	0	0	0	5	0	39.1	35	19	15	1	3	8	0	39	4	0
2020	Did not pitch	-	-	-	-	-	-	-	-	-	-	-	-	-	-	-	-	-	-	-	-
<b>Minor League Totals</b>		<b>5</b>	<b>1</b>	<b>3.71</b>	<b>41</b>	<b>0</b>	<b>0</b>	<b>0</b>	<b>8</b>	<b>0</b>	<b>53.1</b>	<b>52</b>	<b>26</b>	<b>22</b>	<b>1</b>	<b>4</b>	<b>19</b>	<b>0</b>	<b>47</b>	<b>6</b>	<b>0</b>

## Cope, Daniel

## Catcher

HT: 6-0

WT: 195

B/T: R/R

Hometown: San Diego, Calif.

Born: June 15, 1997 in San Diego, Calif.

School: Cal State Fullerton

Obtained: Selected in the 13th round of the 2019 First-Year Player Draft.

2020: Did not play due to cancellation of the Minor League season ... 2019: Appeared in 45 games, 24 as the starting catcher, for Short-Season Boise in his first season ... drew 32 walks, the most on the club and tied for the ninth-most in the Northwest League.

Year	Team	AVG	G	AB	R	H	2B	3B	HR	RBI	SAC	SF	HBP	BB	IBB	SO	SB	CS	GIDP	OBP	SLG
2019	Boise	.222	45	144	15	32	7	0	2	11	1	0	3	32	0	37	2	0	4	.374	.313
2020	Did not play	-	-	-	-	-	-	-	-	-	-	-	-	-	-	-	-	-	-	-	-
<b>Minor League Totals</b>		<b>.222</b>	<b>45</b>	<b>144</b>	<b>15</b>	<b>32</b>	<b>7</b>	<b>0</b>	<b>2</b>	<b>11</b>	<b>1</b>	<b>0</b>	<b>3</b>	<b>32</b>	<b>0</b>	<b>37</b>	<b>2</b>	<b>0</b>	<b>4</b>	<b>.374</b>	<b>.313</b>

## Cordova, Jose

## Catcher

HT: 6-0

WT: 180

B/T: R/R

Hometown: Guayana, Venezuela

Born: Jan. 11, 2000 in Guayana, Venezuela

School: N/A

Obtained: Signed as a non-drafted international free agent, June 4, 2018.

2020: Did not play due to cancellation of the Minor League season ... 2019: Split time between catcher and first base in his second season in the Dominican Summer League ... ranked second on the club with a .414 on-base percentage (min. 30 games) ... 2018: Appeared in 41 games in the Dominican Summer League in his first season, hitting a combined .290.

Year	Team	AVG	G	AB	R	H	2B	3B	HR	RBI	SAC	SF	HBP	BB	IBB	SO	SB	CS	GIDP	OBP	SLG
2018	DSL Colorado	.219	9	32	5	7	0	1	0	5	0	1	2	3	0	5	0	0	1	.316	.281
	DSL Rockies	.309	32	123	16	38	7	1	1	19	2	2	2	6	0	16	0	2	2	.346	.407
2019	DSL Rockies	.341	40	135	28	46	6	1	1	23	2	6	9	12	0	27	16	4	0	.414	.422
2020	Did not play	-	-	-	-	-	-	-	-	-	-	-	-	-	-	-	-	-	-	-	-
<b>Minor League Totals</b>		<b>.314</b>	<b>81</b>	<b>290</b>	<b>49</b>	<b>91</b>	<b>13</b>	<b>3</b>	<b>2</b>	<b>47</b>	<b>4</b>	<b>9</b>	<b>13</b>	<b>21</b>	<b>0</b>	<b>48</b>	<b>16</b>	<b>6</b>	<b>3</b>	<b>.375</b>	<b>.400</b>

## Cozart, Logan

## Right-Handed Pitcher

HT: 6-2

WT: 215

B/T: R/R

Hometown: New Philadelphia, Ohio

Born: Jan. 27, 1993 in New Philadelphia, Ohio

School: Ohio

Obtained: Selected in the 21st round of the 2015 First-Year Player Draft.

**2020:** Did not play due to cancellation of the Minor League season ... **2019:** Was named an Eastern League Mid-Season All-Star after going 3-1 with five saves and a 1.69 ERA (32.0 IP, 6 ER) in 30 appearances with Double-A Hartford ... promoted to Triple-A Albuquerque on June 29 ... **2018:** Made a career-high 54 relief appearances for Double-A Hartford, the second-most in the Eastern League ... also posted career highs in innings, wins and strikeouts ... **2017:** Appeared in 44 games out of the bullpen for High-A Lancaster, the second-most on the club and the tied for the seventh-most in the California League ... recorded 12 holds, the second-most in the CAL ... **2016:** Made 45 relief appearances for High-A Modesto, tied for the most on the club and tied for the fifth-most in the California League ... his nine holds led Modesto and were tied for fourth-most in the league ... **2015:** Appeared in 25 games for Short-Season Boise in his first professional season, tied for the second-most appearances on the club ... 30 strikeouts were third-most among Boise relievers.

Year	Team	W	L	ERA	G	GS	CG	SHO	GF	SV	IP	H	R	ER	HR	HB	BB	IBB	SO	WP	BK
2015	Boise	3	0	3.96	25	0	0	0	7	0	36.1	31	19	16	3	2	14	0	30	4	1
2016	Modesto	2	6	4.69	45	0	0	0	20	3	55.2	57	36	29	2	2	28	2	51	3	1
2017	Lancaster	4	3	4.48	44	0	0	0	12	1	60.1	76	33	30	5	2	23	0	61	3	0
2018	Hartford	8	5	2.23	54	0	0	0	16	2	68.2	54	20	17	6	0	16	2	62	1	0
2019	Hartford	3	1	1.69	30	0	0	0	9	5	32.0	28	12	6	2	0	10	0	35	2	0
	Albuquerque	0	1	6.35	13	1	0	0	1	0	22.2	30	19	16	7	1	9	0	17	2	0
2020	Did not pitch	-	-	-	-	-	-	-	-	-	-	-	-	-	-	-	-	-	-	-	-
<b>Minor League Totals</b>		<b>20</b>	<b>16</b>	<b>3.72</b>	<b>211</b>	<b>1</b>	<b>0</b>	<b>0</b>	<b>65</b>	<b>11</b>	<b>275.2</b>	<b>276</b>	<b>139</b>	<b>114</b>	<b>25</b>	<b>7</b>	<b>100</b>	<b>4</b>	<b>256</b>	<b>15</b>	<b>2</b>

## Cresto, John

## Infielder

HT: 6-3

WT: 225

B/T: R/R

Hometown: Encinitas, Calif.

Born: Dec. 15, 1996 in Encinitas, Calif.

School: Santa Clara (Calif.)

Obtained: Selected in the 28th round of the 2018 First-Year Player Draft.

**2020:** Did not play due to cancellation of the Minor League season ... **2019:** Appeared in 67 games with Low-A Asheville, starting 30 games at third base, 17 games at first base, three games in right field and one game in left field ... had one stint on the injured list, June 27-Aug. 1 ... **2018:** Recorded two multi-home run games in his first professional season with Rookie Level Grand Junction ... went 8-for-17 with two home runs in five postseason games.

Year	Team	AVG	G	AB	R	H	2B	3B	HR	RBI	SAC	SF	HBP	BB	IBB	SO	SB	CS	GIDP	OBP	SLG
2018	Grand Junction	.257	29	101	20	26	9	0	7	22	0	3	3	3	0	38	1	1	1	.291	.554
2019	Asheville	.280	67	239	30	67	28	0	7	50	0	1	8	14	1	74	12	1	2	.340	.485
2020	Did not play	-	-	-	-	-	-	-	-	-	-	-	-	-	-	-	-	-	-	-	-
<b>Minor League Totals</b>		<b>.274</b>	<b>96</b>	<b>340</b>	<b>50</b>	<b>93</b>	<b>37</b>	<b>0</b>	<b>14</b>	<b>72</b>	<b>0</b>	<b>4</b>	<b>11</b>	<b>17</b>	<b>1</b>	<b>112</b>	<b>13</b>	<b>2</b>	<b>3</b>	<b>.325</b>	<b>.506</b>

## Cruz, Fadel

## Outfielder

HT: 5-10

WT: 170

B/T: L/R

Hometown: San Cristobal, D.R.

Born: Nov. 12, 2000 in San Cristobal, D.R.

School: N/A

Obtained: Signed as a non-drafted international free agent, July 2, 2017.

**2020:** Did not play due to cancellation of the Minor League season ... **2019:** Recorded 36 stolen bases between the DSL Rockies and DSL Colorado, tied for the most stolen bases in the Dominican Summer League ... **2018:** Led the DSL Rockies with a .394 on-base percentage and 31 stolen bases in his first professional season.

Year	Team	AVG	G	AB	R	H	2B	3B	HR	RBI	SAC	SF	HBP	BB	IBB	SO	SB	CS	GIDP	OBP	SLG
2018	DSL Rockies	.268	45	149	32	40	3	1	1	8	2	0	0	31	1	38	31	6	0	.394	.322
	DSL Colorado	.500	3	12	5	6	1	0	0	2	0	0	0	1	0	1	1	0	0	.538	.583
2019	DSL Rockies	.202	30	94	20	19	5	0	0	8	2	1	0	23	0	28	23	3	0	.356	.255
	DSL Colorado	.216	26	88	10	19	2	1	0	8	0	1	2	12	0	20	13	3	1	.320	.261
2020	Did not play	-	-	-	-	-	-	-	-	-	-	-	-	-	-	-	-	-	-	-	-
<b>Minor League Totals</b>		<b>.245</b>	<b>104</b>	<b>343</b>	<b>67</b>	<b>84</b>	<b>11</b>	<b>2</b>	<b>1</b>	<b>26</b>	<b>4</b>	<b>2</b>	<b>2</b>	<b>67</b>	<b>1</b>	<b>87</b>	<b>68</b>	<b>12</b>	<b>1</b>	<b>.370</b>	<b>.297</b>

## Czinege, Todd

Infielder

HT: 6-2 WT: 204 B/T: R/R Hometown: Overland Park, Kan. School: Villanova (Pa.)

Born: July 28, 1994 in Overland Park, Kan.

Obtained: Selected in the 29th round of the 2017 First-Year Player Draft.

2020: Did not play due to cancellation of the Minor League season ... 2019: Spent a majority of the season with High-A Lancaster, appearing in 89 games ... ended his season with a four-game stint with Triple-A Albuquerque, where he recorded two pinch-hit home runs, Aug. 30 at Fresno and Sept. 1 at Fresno ... 2018: Appeared in 14 games with Rookie Level Grand Junction before his promotion to Low-A Asheville ... slashed .329/.377/.650 with 21 doubles, three triples and 16 home runs between the stops ... led Asheville in batting average and slugging after his promotion ... named the South Atlantic League Player of the Week Aug. 20-26 after hitting four home runs and recording eight RBI in six games ... 2017: Was Rookie Level Grand Junction's starting third baseman in his first professional season ... hit his first professional home run in his second career game, June 23 vs. Ogden.

Year	Team	AVG	G	AB	R	H	2B	3B	HR	RBI	SAC	SF	HBP	BB	IBB	SO	SB	CS	GDP	OBP	SLG
2017	Grand Junction	.304	52	191	36	58	13	1	10	31	0	1	2	20	0	50	2	1	6	.374	.539
2018	Grand Junction	.358	14	53	14	19	6	1	3	10	0	3	1	5	0	13	0	0	0	.403	.679
	Asheville	.320	49	181	34	58	15	2	13	39	0	2	4	11	1	50	4	2	1	.369	.641
2019	Lancaster	.225	89	342	48	77	14	3	14	51	0	2	3	24	2	128	1	4	6	.280	.406
	Albuquerque	.500	4	4	2	2	0	0	2	2	0	0	0	0	0	1	0	0	1	.500	2.000
2020	Did not play	-	-	-	-	-	-	-	-	-	-	-	-	-	-	-	-	-	-	-	-
<b>Minor League Totals</b>		<b>.278</b>	<b>208</b>	<b>771</b>	<b>134</b>	<b>214</b>	<b>48</b>	<b>7</b>	<b>42</b>	<b>133</b>	<b>0</b>	<b>8</b>	<b>10</b>	<b>60</b>	<b>3</b>	<b>242</b>	<b>7</b>	<b>7</b>	<b>14</b>	<b>.335</b>	<b>.521</b>

## Darnell, Dugan

Right-Handed Pitcher

HT: 6-2 WT: 195 B/T: L/R Hometown: Northville, Mich. School: Adrian College (Mich.)

Born: June 26, 1997 in Northville, Mich.

Obtained: Signed as a Minor League free agent, Feb. 8, 2021

2020: Pitched for the East Side Diamond Hoppers out of Utica, Mich., in the independent United Shore League.

Year	Team	W	L	ERA	G	GS	CG	SHO	GF	SV	IP	H	R	ER	HR	HB	BB	IBB	SO	WP	BK
2020	East Side (Ind.)	0	1	0.31	22	2	0	0	0	0	28.2	12	4	1	1	2	19	0	52	0	1
<b>Ind. League Totals</b>		<b>0</b>	<b>1</b>	<b>0.31</b>	<b>22</b>	<b>2</b>	<b>0</b>	<b>0</b>	<b>0</b>	<b>0</b>	<b>28.2</b>	<b>12</b>	<b>4</b>	<b>1</b>	<b>1</b>	<b>2</b>	<b>19</b>	<b>0</b>	<b>52</b>	<b>0</b>	<b>1</b>

## Datres, Kyle

Infielder

HT: 6-0 WT: 180 B/T: R/R Hometown: Williamsport, Pa. School: North Carolina

Born: Jan. 5, 1996 in Williamsport, Pa.

Obtained: Selected in the 12th round of the 2018 First-Year Player Draft.

2020: Did not play due to cancellation of the Minor League season ... 2019: Started 53 games at third base and 27 games at second base with Low-A Asheville ... batted .250 (32-for-128) with five home runs in the first half of the season, .310 (58-for-187) with 10 homers in the second half ... named the South Atlantic League Player of the Week Aug. 5-11 after batting .400 (8-for-20) with two home runs ... 2018: Appeared in 11 games with Rookie Level Grand Junction in his first season ... homered and tripled in his first game, July 1 at Tri-City.

Year	Team	AVG	G	AB	R	H	2B	3B	HR	RBI	SAC	SF	HBP	BB	IBB	SO	SB	CS	GDP	OBP	SLG
2018	Grand Junction	.239	11	46	6	11	3	1	2	6	0	1	0	1	0	2	4	1	0	.250	.478
2019	Asheville	.286	96	315	70	90	27	4	15	46	4	1	12	47	1	81	21	7	3	.397	.540
2020	Did not play	-	-	-	-	-	-	-	-	-	-	-	-	-	-	-	-	-	-	-	-
<b>Minor League Totals</b>		<b>.280</b>	<b>107</b>	<b>361</b>	<b>76</b>	<b>101</b>	<b>30</b>	<b>5</b>	<b>17</b>	<b>52</b>	<b>4</b>	<b>2</b>	<b>12</b>	<b>48</b>	<b>1</b>	<b>83</b>	<b>25</b>	<b>8</b>	<b>3</b>	<b>.381</b>	<b>.532</b>

## Decolati, Niko

Outfielder

HT: 6-1 WT: 215 B/T: R/R Hometown: Las Vegas, Nev. School: Loyola Marymount (Calif.)

Born: Aug. 12, 1997 in Boulder, Colo.

Obtained: Selected in the sixth round of the 2018 First-Year Player Draft.

2020: Did not play due to cancellation of the Minor League season ... 2019: Appeared in 77 games with Low-A Asheville, including 57 starts in center field ... was hit by pitch 19 times, tied for the fifth-most in the South Atlantic League ... 2018: Named a Pioneer League Mid-Season and Post-Season All-Star in his first professional season with Rookie Level Grand Junction ... ranked second in the league with 140 total bases, fourth in RBI, tied for fourth in home runs, fifth in on-base percentage and 10th in batting average and slugging percentage.

Year	Team	AVG	G	AB	R	H	2B	3B	HR	RBI	SAC	SF	HBP	BB	IBB	SO	SB	CS	GDP	OBP	SLG
2018	Grand Junction	.327	69	263	55	86	15	3	11	56	0	1	6	34	0	56	17	5	4	.414	.532
2019	Asheville	.265	77	291	42	77	13	4	6	38	5	3	19	13	0	80	15	6	6	.334	.399
2020	Did not play	-	-	-	-	-	-	-	-	-	-	-	-	-	-	-	-	-	-	-	-
<b>Minor League Totals</b>		<b>.294</b>	<b>146</b>	<b>554</b>	<b>97</b>	<b>163</b>	<b>28</b>	<b>7</b>	<b>17</b>	<b>94</b>	<b>5</b>	<b>4</b>	<b>25</b>	<b>47</b>	<b>0</b>	<b>136</b>	<b>32</b>	<b>11</b>	<b>10</b>	<b>.373</b>	<b>.462</b>

Farm System



## Del Bonta-Smith, Fineas

HT: 6-0

WT: 190

B/T: R/R

## Right-Handed Pitcher

Hometown: Santa Cruz, Calif.

Born: Feb. 2, 1997 in Chico, Calif.

School: San Jose State (Calif.)

Obtained: Selected in the 22nd round of the 2019 First-Year Player Draft.

2020: Did not play due to cancellation of the Minor League season ... 2019: Made 22 relief appearances with Short-Season Boise in his first professional season ... posted a 1.07 ERA (25.1 IP, 3 ER), six walks and 26 strikeouts over his last 15 appearances.

Year	Team	W	L	ERA	G	GS	CG	SHO	GF	SV	IP	H	R	ER	HR	HB	BB	IBB	SO	WP	BK
2019	Boise	1	2	2.97	22	0	0	0	5	0	33.1	26	11	11	1	0	11	0	34	2	1
2020	Did not pitch	-	-	-	-	-	-	-	-	-	-	-	-	-	-	-	-	-	-	-	-
<b>Minor League Totals</b>		<b>1</b>	<b>2</b>	<b>2.97</b>	<b>22</b>	<b>0</b>	<b>0</b>	<b>0</b>	<b>5</b>	<b>0</b>	<b>33.1</b>	<b>26</b>	<b>11</b>	<b>11</b>	<b>1</b>	<b>0</b>	<b>11</b>	<b>0</b>	<b>34</b>	<b>2</b>	<b>1</b>

## Dennis, Matt

HT: 6-1

WT: 210

B/T: R/R

## Right-Handed Pitcher

Hometown: Arlington Heights, Ill.

Born: Jan. 3, 1995 in Arlington Heights, Ill.

School: Bradley (Ill.)

Obtained: Selected in the 14th round of the 2016 First-Year Player Draft.

2020: Did not play due to cancellation of the Minor League season ... 2019: Split the season between High-A Lancaster and Double-A Hartford, going a combined 7-7 with a 4.20 ERA (135.0 IP, 63 ER) ... went 3-2 with a 2.48 ERA (40.0 IP, 11 ER) in August, including tossing eight scoreless innings Aug. 16 at Binghamton ... 2018: Made 28 starts for High-A Lancaster, the most in the California League ... his 153 innings pitched ranked second in the league ... led the league in losses and home runs allowed ... went 2-8 with a 7.13 ERA at home and 6-5 with a 4.26 ERA on the road ... 2017: Made 32 relief appearances and nine starts for Low-A Asheville ... was 5-0 with a 2.28 ERA (51.0 IP, 16 ER) as a reliever, 3-6 with a 2.94 ERA (45.2 IP, 20 ER) as a starter ... tossed an eight-inning complete game on Sept. 2 vs. Greenville, allowing one run on seven hits with no walks and a career-high 10 strikeouts ... 2016: In his first professional season, tied for the Grand Junction team lead with five wins in 23 relief appearances ... pitched more than one inning in 14 of his 23 appearances.

Year	Team	W	L	ERA	G	GS	CG	SHO	GF	SV	IP	H	R	ER	HR	HB	BB	IBB	SO	WP	BK
2016	Grand Junction	5	2	3.27	23	0	0	0	10	2	33.0	39	16	12	2	1	4	0	37	5	0
2017	Asheville	8	6	3.35	41	9	1	0	5	0	96.2	86	42	36	4	5	18	0	85	7	1
2018	Lancaster	8	13	5.59	28	28	0	0	0	0	153.0	195	105	95	24	6	48	0	128	8	0
2019	Lancaster	2	3	5.60	16	7	0	0	1	0	53.0	71	35	33	10	2	18	0	42	4	0
	Hartford	5	4	3.29	14	14	0	0	0	0	82.0	90	32	30	11	7	21	0	59	3	0
2020	Did not pitch	-	-	-	-	-	-	-	-	-	-	-	-	-	-	-	-	-	-	-	-
<b>Minor League Totals</b>		<b>28</b>	<b>28</b>	<b>4.44</b>	<b>122</b>	<b>58</b>	<b>1</b>	<b>0</b>	<b>16</b>	<b>2</b>	<b>417.2</b>	<b>481</b>	<b>230</b>	<b>206</b>	<b>51</b>	<b>21</b>	<b>109</b>	<b>0</b>	<b>351</b>	<b>27</b>	<b>1</b>

## DiPiazza, Andrew

HT: 6-7

WT: 215

B/T: R/R

## Right-Handed Pitcher

Hometown: West Windsor, N.J.

Born: Oct. 7, 1995 in Bayville, N.J.

School: Rowan University (N.J.)

Obtained: Signed as a Minor League free agent, Feb. 22, 2020.

2020: Did not play due to cancellation of the Minor League season ... 2019: Made six relief appearances with the Kansas City T-Boys in the independent American Association ... PERSONAL: Selected by San Francisco in the 39th round of the 2016 First-Year Player Draft, but did not sign.

Year	Team	W	L	ERA	G	GS	CG	SHO	GF	SV	IP	H	R	ER	HR	HB	BB	IBB	SO	WP	BK
2019	Kansas City	0	0	2.16	6	0	0	0	1	0	8.1	2	2	2	0	1	4	0	7	0	0
2020	Did not pitch	-	-	-	-	-	-	-	-	-	-	-	-	-	-	-	-	-	-	-	-
<b>Minor League Totals</b>		<b>-</b>	<b>-</b>	<b>-</b>	<b>-</b>	<b>-</b>	<b>-</b>	<b>-</b>	<b>-</b>	<b>-</b>	<b>-</b>	<b>-</b>	<b>-</b>	<b>-</b>	<b>-</b>	<b>-</b>	<b>-</b>	<b>-</b>	<b>-</b>	<b>-</b>	<b>-</b>

## Diaz, Eddy

HT: 5-11

WT: 171

B/T: R/R

## Infielder

Hometown: Matanzas, Cuba

Born: Feb. 14, 2000 in Matanzas, Cuba

School: N/A

Obtained: Signed as a non-drafted international free agent, July 2, 2017.

2020: Did not play due to cancellation of the Minor League season ... 2019: Named a Pioneer League Mid-Season All-Star ... ranked second in the league with 20 stolen bases ... split time between second base and shortstop ... five consecutive multi-hit games July 8-13 ... 2018: Named a Dominican Summer League Mid-Season All-Star ... ranked second in the league with 54 stolen bases and tied for fourth with 57 runs scored ... 2017: Started 22 games at shortstop and 13 games at second base for the DSL Rockies ... 30 stolen bases ranked fourth in the league ... finished second on the club with a .311 batting average.

Year	Team	AVG	G	AB	R	H	2B	3B	HR	RBI	SAC	SF	HBP	BB	IBB	SO	SB	CS	GIDP	OBP	SLG
2017	DSL Rockies	.311	36	132	22	41	7	4	0	10	1	1	2	19	0	21	30	6	1	.403	.424
2018	DSL Colorado	.309	51	181	57	56	13	5	0	24	5	2	4	31	0	17	54	8	1	.417	.436
2019	Grand Junction	.331	39	166	32	55	12	3	0	10	2	0	1	8	0	33	20	9	2	.366	.440
2020	Did not play	-	-	-	-	-	-	-	-	-	-	-	-	-	-	-	-	-	-	-	-
<b>Minor League Totals</b>		<b>.317</b>	<b>126</b>	<b>479</b>	<b>111</b>	<b>152</b>	<b>32</b>	<b>12</b>	<b>0</b>	<b>44</b>	<b>8</b>	<b>3</b>	<b>7</b>	<b>58</b>	<b>0</b>	<b>71</b>	<b>104</b>	<b>23</b>	<b>4</b>	<b>.397</b>	<b>.434</b>

## Doyle, Brenton

## Outfielder

HT: 6-3 WT: 200

B/T: R/R

Hometown: Warrenton, Va.

Born: May 14, 1998 in Warrenton, Va.

School: Shepherd (W.Va.)

Obtained: Selected in the fourth round of the 2019 First-Year Player Draft.

2020: Did not play due to cancellation of the Minor League season ... 2019: Named a Pioneer League Post-Season All-Star ... led the league in batting average (.383), on-base percentage (.477) and OPS (1.088), ranked third in slugging percentage (.611) and stolen bases (17) and ranked sixth in hits (69) ... went 5-for-5 with two home runs Sept. 2 vs. Rocky Mountain.

Year	Team	AVG	G	AB	R	H	2B	3B	HR	RBI	SAC	SF	HBP	BB	IBB	SO	SB	CS	GIDP	OBP	SLG
2019	Grand Junction	.383	51	180	42	69	11	3	8	33	1	1	2	31	0	47	17	3	5	.477	.611
2020	Did not play	-	-	-	-	-	-	-	-	-	-	-	-	-	-	-	-	-	-	-	-
<b>Minor League Totals</b>		<b>.383</b>	<b>51</b>	<b>180</b>	<b>42</b>	<b>69</b>	<b>11</b>	<b>3</b>	<b>8</b>	<b>33</b>	<b>1</b>	<b>1</b>	<b>2</b>	<b>31</b>	<b>0</b>	<b>47</b>	<b>17</b>	<b>3</b>	<b>5</b>	<b>.477</b>	<b>.611</b>

## Edgeworth, Danny

## Infielder

HT: 6-3 WT: 210

B/T: L/R

Hometown: Cumming, Ga.

Born: July 26, 1995 in Nashville, Tenn.

School: Mercer (Ga.)

Obtained: Selected in the 23rd round of the 2017 First-Year Player Draft

2020: Did not play due to cancellation of the Minor League season ... 2019: Posted career-highs in home runs, on-base percentage and slugging percentage ... recorded his first career multi-home run game June 1 at West Virginia ... 2018: Named a Northwest League Mid-Season All-Star, his second consecutive season being named a NWL All-Star ... tied for ninth in the league with 34 RBI ... 2017: Named to the Northwest League Post-Season All-Star Team in his first professional season ... finished 10th in the league in batting average and eighth in hits ... started 50 games at third base, four games at second base and two games at first base ... batted .394 (43-for-109) over his final 30 games after the All-Star break.

Year	Team	AVG	G	AB	R	H	2B	3B	HR	RBI	SAC	SF	HBP	BB	IBB	SO	SB	CS	GIDP	OBP	SLG
2017	Boise	.303	61	234	32	71	14	0	3	47	0	9	6	21	0	56	6	1	4	.363	.402
2018	Boise	.255	54	216	34	55	15	2	1	34	1	2	3	11	1	49	5	3	6	.297	.356
2019	Asheville	.272	71	235	36	64	9	0	8	32	3	0	5	31	1	72	6	3	3	.369	.413
2020	Did not play	-	-	-	-	-	-	-	-	-	-	-	-	-	-	-	-	-	-	-	-
<b>Minor League Totals</b>		<b>.277</b>	<b>186</b>	<b>685</b>	<b>102</b>	<b>190</b>	<b>38</b>	<b>2</b>	<b>12</b>	<b>113</b>	<b>4</b>	<b>11</b>	<b>14</b>	<b>63</b>	<b>2</b>	<b>177</b>	<b>17</b>	<b>7</b>	<b>13</b>	<b>.345</b>	<b>.391</b>

## Enck, Cameron

## Right-Handed Pitcher

HT: 6-4 WT: 225

B/T: R/R

Hometown: Strasburg, Pa.

Born: Jan. 19, 1997 in Lancaster, Pa.

School: Rollins College (Fla.)

Obtained: Selected in the 27th round of the 2019 First-Year Player Draft.

2020: Did not play due to cancellation of the Minor League season ... 2019: Made 25 relief appearances with Short-Season Boise in his first professional season ... tossed a season-high two innings seven times.

Year	Team	W	L	ERA	G	GS	CG	SHO	GF	SV	IP	H	R	ER	HR	HB	BB	IBB	SO	WP	BK	
2019	Boise	1	2	7.02	25	0	0	0	0	9	0	33.1	44	29	26	3	4	13	0	23	3	0
2020	Did not pitch	-	-	-	-	-	-	-	-	-	-	-	-	-	-	-	-	-	-	-	-	-
<b>Minor League Totals</b>		<b>1</b>	<b>2</b>	<b>7.02</b>	<b>25</b>	<b>0</b>	<b>0</b>	<b>0</b>	<b>0</b>	<b>9</b>	<b>0</b>	<b>33.1</b>	<b>44</b>	<b>29</b>	<b>26</b>	<b>3</b>	<b>4</b>	<b>13</b>	<b>0</b>	<b>23</b>	<b>3</b>	<b>0</b>

## Ethridge, Will

## Right-Handed Pitcher

HT: 6-5 WT: 240

B/T: R/R

Hometown: Arlington, Texas

Born: Dec. 20, 1997 in Columbus, Ga.

School: Mississippi

Obtained: Selected in the fifth round of the 2019 First-Year Player Draft.

2020: Did not play due to cancellation of the Minor League season ... 2019: Made nine starts with Short-Season Boise after being drafted in June ... allowed one or no earned runs in each of his last four starts.

Year	Team	W	L	ERA	G	GS	CG	SHO	GF	SV	IP	H	R	ER	HR	HB	BB	IBB	SO	WP	BK
2019	Boise	0	2	3.82	9	9	0	0	0	0	30.2	29	15	13	1	2	6	0	21	4	0
2020	Did not pitch	-	-	-	-	-	-	-	-	-	-	-	-	-	-	-	-	-	-	-	-
<b>Minor League Totals</b>		<b>0</b>	<b>2</b>	<b>3.82</b>	<b>9</b>	<b>9</b>	<b>0</b>	<b>0</b>	<b>0</b>	<b>0</b>	<b>30.2</b>	<b>29</b>	<b>15</b>	<b>13</b>	<b>1</b>	<b>2</b>	<b>6</b>	<b>0</b>	<b>21</b>	<b>4</b>	<b>0</b>

## Eusebio, Breiling

HT: 6-1

WT: 175

B/T: L/L

## Left-Handed Pitcher

Hometown: San Pedro de Macoris, D.R.

School: N/A

Born: Oct. 21, 1996 in San Pedro de Macoris, D.R.

Obtained: Signed as a non-drafted international free agent, Nov. 18, 2013.

2020: Did not play due to cancellation of the Minor League season ... 2019: Made 12 starts with Short-Season Boise in his return from Tommy John surgery ... tossed a season-high five innings twice ... 2018: Made three starts for Low-A Asheville before being placed on the injured list on April 18 and missing the remainder of the season after undergoing Tommy John surgery ... 2017: Went a combined 6-3 with a 3.61 ERA (57.1 IP, 23 ER) across 11 starts between Short-Season Boise and Low-A Asheville ... went 3-0 with a 1.59 ERA with Boise prior to being promoted ... won Northwest League Pitcher of the Week ending June 25 after tossing seven scoreless innings with eight strikeouts on June 23 at Hillsboro ... made his last start with Asheville on Aug. 10, finishing the season on the disabled list ... 2016: Made 13 starts for Short-Season Boise, tied for the most on the club ... his 63.1 innings pitched were eighth-most in the Northwest League ... 2015: In his second year with the DSL Rockies, led the club and was 10th in the league with a 1.88 ERA (72.0 IP, 15 ER) ... tied for fifth in the DSL with 78 strikeouts ... 2014: Went 1-2 with a 3.72 ERA (29.0 IP, 12 ER) in his first professional season with the DSL Rockies ... held lefties to a .133 batting average.

Year	Team	W	L	ERA	G	GS	CG	SHO	GF	SV	IP	H	R	ER	HR	HB	BB	IBB	SO	WP	BK
2014	DSL Rockies	1	2	3.72	11	5	0	0	1	0	29.0	29	16	12	2	3	11	0	33	2	1
2015	DSL Rockies	4	4	1.88	14	14	0	0	0	0	72.0	59	30	15	1	6	16	0	76	10	3
2016	Boise	2	5	5.26	13	13	0	0	0	0	63.1	78	46	37	6	6	30	0	42	3	2
2017	Boise	3	0	1.59	3	3	0	0	0	0	17.0	10	4	3	0	0	4	0	22	2	1
	Asheville	3	3	4.46	8	8	0	0	0	0	40.1	44	22	20	3	3	16	0	31	4	0
2018	Asheville	0	1	4.82	3	3	0	0	0	0	9.1	12	5	5	1	1	3	0	11	1	0
2019	Boise	1	4	5.87	12	12	0	0	0	0	38.1	43	30	25	1	2	18	0	27	5	2
2020	Did not pitch	-	-	-	-	-	-	-	-	-	-	-	-	-	-	-	-	-	-	-	-
<b>Minor League Totals</b>		<b>14</b>	<b>19</b>	<b>3.91</b>	<b>54</b>	<b>58</b>	<b>0</b>	<b>0</b>	<b>1</b>	<b>0</b>	<b>269.1</b>	<b>275</b>	<b>153</b>	<b>117</b>	<b>14</b>	<b>21</b>	<b>98</b>	<b>0</b>	<b>242</b>	<b>27</b>	<b>10</b>

## Feliciano, Janer

HT: 6-3

WT: 220

B/T: R/R

## Right-Handed Pitcher

Hometown: San Pedro de Macoris, D.R.

School: N/A

Born: Aug. 8, 2001 in San Pedro de Macoris, D.R.

Obtained: Signed as a non-drafted international free agent, July 30, 2018.

2020: Did not play due to cancellation of the Minor League season ... 2019: Made 28 relief appearances with DSL Colorado, tied for the fourth-most appearances in the Dominican Summer League ... his five saves were the most on the club.

Year	Team	W	L	ERA	G	GS	CG	SHO	GF	SV	IP	H	R	ER	HR	HB	BB	IBB	SO	WP	BK
2019	DSL Colorado	3	3	8.89	28	0	0	0	0	5	26.1	37	29	26	3	2	18	0	23	11	0
2020	Did not pitch	-	-	-	-	-	-	-	-	-	-	-	-	-	-	-	-	-	-	-	-
<b>Minor League Totals</b>		<b>3</b>	<b>3</b>	<b>8.89</b>	<b>28</b>	<b>0</b>	<b>0</b>	<b>0</b>	<b>0</b>	<b>5</b>	<b>26.1</b>	<b>37</b>	<b>29</b>	<b>26</b>	<b>3</b>	<b>2</b>	<b>18</b>	<b>0</b>	<b>23</b>	<b>11</b>	<b>0</b>

## Feltner, Ryan

HT: 6-4

WT: 190

B/T: R/R

## Right-Handed Pitcher

Hometown: Hudson, Ohio

School: Ohio State

Born: Sept. 2, 1996 in Orlando, Fla.

Obtained: Selected in the fourth round of the 2018 First-Year Player Draft.

2020: Did not play due to cancellation of the Minor League season ... 2019: His 25 starts for Low-A Asheville were tied for the most on the club ... struck out a career-high 10 batters May 17 at Lexington ... 2018: Made nine starts for Rookie Level Grand Junction in his first professional season, allowing a run only two of his starts ... allowed more than three hits one time ... tossed 18 consecutive scoreless innings in a span of five starts Aug. 3-26 ... PERSONAL: Originally selected by Toronto in the 25th round of the 2015 First-Year Player Draft, but did not sign.

Year	Team	W	L	ERA	G	GS	CG	SHO	GF	SV	IP	H	R	ER	HR	HB	BB	IBB	SO	WP	BK
2018	Grand Junction	0	0	0.88	9	9	0	0	0	0	30.2	16	3	3	1	2	4	0	39	1	0
2019	Asheville	9	9	5.07	25	25	0	0	0	0	119.0	137	73	67	12	8	46	0	116	12	1
2020	Did not pitch	-	-	-	-	-	-	-	-	-	-	-	-	-	-	-	-	-	-	-	-
<b>Minor League Totals</b>		<b>9</b>	<b>9</b>	<b>4.21</b>	<b>34</b>	<b>34</b>	<b>0</b>	<b>0</b>	<b>0</b>	<b>0</b>	<b>149.2</b>	<b>153</b>	<b>76</b>	<b>70</b>	<b>13</b>	<b>10</b>	<b>50</b>	<b>0</b>	<b>155</b>	<b>13</b>	<b>1</b>

## Fennell, Trent

HT: 6-5

WT: 205

B/T: R/R

## Right-Handed Pitcher

Hometown: Dunn, N.C.

School: Barton College (N.C.)

Born: Nov. 26, 1995 in Dunn, N.C.

Obtained: Selected in the 24th round of the 2018 First-Year Player Draft.

2020: Did not play due to cancellation of the Minor League season ... 2019: Made stops at four different levels, going a combined 2-4 with a 3.98 ERA (40.2 IP, 18 ER) in two starts and 17 relief appearances ... 2018: Made seven starts and six relief appearances for Rookie Level Grand Junction ... posted a 0.82 ERA (11.0 IP, 1 ER) as a reliever.

Year	Team	W	L	ERA	G	GS	CG	SHO	GF	SV	IP	H	R	ER	HR	HB	BB	IBB	SO	WP	BK
2018	Grand Junction	1	2	4.24	13	7	0	0	0	0	34.0	34	19	16	2	4	15	0	32	4	0
2019	Boise	0	2	3.24	4	0	0	0	2	0	8.1	8	7	3	0	1	3	0	13	1	0
	Asheville	0	2	5.91	9	2	0	0	0	0	21.1	21	16	14	2	5	10	0	27	0	0
	Lancaster	1	0	0.93	5	0	0	0	2	0	9.2	9	1	1	0	0	5	1	13	1	0
	Albuquerque	1	0	0.00	1	0	0	0	0	0	1.1	1	0	0	0	0	1	0	1	0	0
2020	Did not pitch	-	-	-	-	-	-	-	-	-	-	-	-	-	-	-	-	-	-	-	-
<b>Minor League Totals</b>		<b>3</b>	<b>6</b>	<b>4.10</b>	<b>32</b>	<b>9</b>	<b>0</b>	<b>0</b>	<b>4</b>	<b>0</b>	<b>74.2</b>	<b>73</b>	<b>43</b>	<b>34</b>	<b>4</b>	<b>10</b>	<b>34</b>	<b>1</b>	<b>86</b>	<b>6</b>	<b>0</b>

## Fernandez, Wuardo

## Right-Handed Pitcher

HT: 6-1

WT: 168

B/T: R/R

Hometown: Maracay, Venezuela

Born: Dec. 14, 2000 in Maracay, Venezuela

School: N/A

Obtained: Signed as a non-drafted international free agent, June 2, 2015.

2020: Did not play due to cancellation of the Minor League season ... 2019: Made two starts for the DSL Rockies in June ... 2018: Made eight starts and five relief appearances for DSL Colorado in his first professional season.

Year	Team	W	L	ERA	G	GS	CG	SHO	GF	SV	IP	H	R	ER	HR	HB	BB	IBB	SO	WP	BK
2018	DSL Colorado	4	0	6.31	13	8	0	0	1	0	35.2	40	31	25	2	5	19	0	29	6	1
2019	DSL Rockies	0	0	15.75	2	2	0	0	0	0	4.0	9	7	7	2	1	2	0	5	1	0
2020	Did not pitch	-	-	-	-	-	-	-	-	-	-	-	-	-	-	-	-	-	-	-	-
<b>Minor League Totals</b>		<b>4</b>	<b>0</b>	<b>7.26</b>	<b>15</b>	<b>10</b>	<b>0</b>	<b>0</b>	<b>1</b>	<b>0</b>	<b>49.2</b>	<b>49</b>	<b>38</b>	<b>32</b>	<b>4</b>	<b>6</b>	<b>21</b>	<b>0</b>	<b>34</b>	<b>7</b>	<b>1</b>

## Gaddis, Will

## Right-Handed Pitcher

HT: 6-1

WT: 185

B/T: R/R

Hometown: Brentwood, Tenn.

Born: March 12, 1996 in Merrimack, N.H.

School: Furman (S.C.)

Obtained: Selected in the third round of the 2017 First-Year Player Draft.

2020: Did not play due to cancellation of the Minor League season ... 2019: Led the California League with 146.0 innings pitched ... also among league leaders in wins (10-2nd), games started (27-2nd) and ERA (5.86-3rd) ... tossed a career-high eight scoreless innings July 6 at Lake Elsinore ... 2018: Made 23 starts for Low-A Asheville, tied for the second-most on the club ... 2017:

Made nine starts and two relief appearances for Rookie Level Grand Junction in his first professional season ... made two relief appearances to start the season before finishing the season as a starter ... did not issue a walk in six of his 11 appearances ...

PERSONAL: Was previously drafted by the New York Yankees in the 36th round of the 2014 First-Year Player Draft, but did not sign.

Year	Team	W	L	ERA	G	GS	CG	SHO	GF	SV	IP	H	R	ER	HR	HB	BB	IBB	SO	WP	BK
2017	Grand Junction	3	1	5.68	11	9	0	0	0	0	44.1	66	33	28	6	2	7	0	26	1	0
2018	Asheville	6	6	5.04	23	23	0	0	0	0	121.1	139	74	68	13	4	32	0	82	9	0
2019	Lancaster	10	7	5.86	27	27	0	0	0	0	146.0	189	109	95	20	1	48	0	79	4	2
2020	Did not pitch	-	-	-	-	-	-	-	-	-	-	-	-	-	-	-	-	-	-	-	-
<b>Minor League Totals</b>		<b>19</b>	<b>14</b>	<b>5.52</b>	<b>61</b>	<b>59</b>	<b>0</b>	<b>0</b>	<b>0</b>	<b>0</b>	<b>311.2</b>	<b>394</b>	<b>216</b>	<b>191</b>	<b>39</b>	<b>7</b>	<b>87</b>	<b>0</b>	<b>187</b>	<b>14</b>	<b>2</b>

## Garcia, Kevin

## Left-Handed Pitcher

HT: 6-0

WT: 170

B/T: L/L

Hometown: Valencia, Venezuela

Born: Nov. 25, 1999 in Valencia, Venezuela

School: N/A

Obtained: Signed as a non-drafted international free agent, Sept. 30, 2017.

2020: Did not play due to cancellation of the Minor League season ... 2019: His 12 starts tied for the most on the DSL Rockies ... allowed two or fewer earned runs in each of his last seven starts ... 2018: Made 13 starts for the DSL Rockies, tied for the most on the club ... earned his first professional win Aug. 2 after tossing six innings and allowing one run vs. the DSL Angels.

Year	Team	W	L	ERA	G	GS	CG	SHO	GF	SV	IP	H	R	ER	HR	HB	BB	IBB	SO	WP	BK
2018	DSL Rockies	1	4	3.46	13	13	0	0	0	0	54.2	53	35	21	1	5	27	0	58	9	3
2019	DSL Rockies	3	1	3.38	13	12	0	0	1	1	61.1	59	29	23	5	5	17	0	56	11	0
2020	Did not pitch	-	-	-	-	-	-	-	-	-	-	-	-	-	-	-	-	-	-	-	-
<b>Minor League Totals</b>		<b>4</b>	<b>5</b>	<b>3.41</b>	<b>26</b>	<b>25</b>	<b>0</b>	<b>0</b>	<b>1</b>	<b>1</b>	<b>116.0</b>	<b>112</b>	<b>64</b>	<b>44</b>	<b>6</b>	<b>10</b>	<b>44</b>	<b>0</b>	<b>114</b>	<b>20</b>	<b>3</b>

## Gil, Gabriel

## Catcher

HT: 6-1

WT: 180

B/T: R/R

Hometown: Fort Worth, Texas

Born: July 24, 2000 in Newport Beach, Calif.

School: Timber Creek HS (Texas)

Obtained: Signed as a non-drafted international free agent, Jan. 31, 2018.

2020: Did not play due to cancellation of the Minor League season ... 2019: Recorded his first career home run, June 28 vs. the DSL Nationals ... 2018: Started 28 games at catcher for the DSL Rockies, throwing out 41% of runners trying to steal second.

Year	Team	AVG	G	AB	R	H	2B	3B	HR	RBI	SAC	SF	HBP	BB	IBB	SO	SB	CS	GIDP	OBP	SLG
2018	DSL Rockies	.182	33	99	11	18	4	1	0	10	1	0	3	14	0	42	1	0	0	.302	.242
2019	DSL Rockies	.203	23	74	10	15	1	1	2	9	2	2	1	8	0	26	2	2	3	.282	.324
2020	Did not play	-	-	-	-	-	-	-	-	-	-	-	-	-	-	-	-	-	-	-	-
<b>Minor League Totals</b>		<b>.191</b>	<b>56</b>	<b>173</b>	<b>21</b>	<b>33</b>	<b>5</b>	<b>2</b>	<b>2</b>	<b>3</b>	<b>2</b>	<b>4</b>	<b>4</b>	<b>22</b>	<b>0</b>	<b>68</b>	<b>3</b>	<b>2</b>	<b>3</b>	<b>.294</b>	<b>.277</b>

## Gil, Mateo

HT: 5-10

WT: 173

B/T: R/R

Hometown: Valencia, Venezuela

Born: March 9, 2001 in Valencia, Venezuela

School: N/A

Obtained: Acquired via trade, along with four other players, from the St. Louis Cardinals, Feb. 1, 2021.

2020: Did not play due to cancellation of the Minor League season ... 2019: Spent a majority of the season with Rookie Level Johnson City ... 2018: Appeared in 45 games with the GCL Cardinals in his first professional season ... PERSONAL: Originally selected by St. Louis in the third round of the 2018 First-Year Player Draft.

Year	Team	AVG	G	AB	R	H	2B	3B	HR	RBI	SAC	SF	HBP	BB	IBB	SO	SB	CS	GIDP	OBP	SLG
2018	GCL Cardinals	.251	45	171	27	43	6	1	20	0	0	3	20	0	51	2	2	4	.340	.316	
2019	Johnson City	.270	51	204	42	55	8	2	7	30	0	3	17	0	56	1	3	2	.324	.431	
	Palm Beach	.000	2	6	0	0	0	0	0	0	0	0	0	0	2	0	0	0	.000	.000	
2020	Did not play	-	-	-	-	-	-	-	-	-	-	-	-	-	-	-	-	-	-	-	
<b>Minor League Totals</b>		<b>.257</b>	<b>98</b>	<b>381</b>	<b>69</b>	<b>98</b>	<b>14</b>	<b>3</b>	<b>8</b>	<b>50</b>	<b>0</b>	<b>3</b>	<b>4</b>	<b>37</b>	<b>0</b>	<b>109</b>	<b>3</b>	<b>5</b>	<b>6</b>	<b>.327</b>	<b>.373</b>

## Infielder

## Gold, Brandon

HT: 6-3

WT: 203

B/T: R/R

Hometown: Johns Creek, Ga.

Born: Sept. 16, 1994 in Atlanta, Ga.

School: Georgia Tech

Obtained: Selected in the 12th round of the 2016 First-Year Player Draft.

2020: Did not play due to cancellation of the Minor League season ... 2019: In his first experience at Double-A, ranked among league leaders in games started (26, 1st), wins (12, 2nd), innings pitched (144.0, 6th) and ERA (3.56, 9th) ... the 12 wins were a Hartford franchise record ... 2018: Led the California League with 154.0 innings pitched, tied for third with nine wins and ranked seventh with 121 strikeouts ... 2017: Split the season between Low-A Asheville and High-A Lancaster, going a combined 8-8 with a 4.37 ERA (146.1 IP, 71 ER), 21 walks and 112 strikeouts ... made two starts in the postseason with Lancaster, going 1-0 with a 2.13 ERA (12.2 IP, 3 ER) ... 2016: Made 15 relief appearances for Short-Season Boise in his first professional season ... pitched two or more innings in seven appearances.

Year	Team	W	L	ERA	G	GS	CG	SHO	GF	SV	IP	H	R	ER	HR	HB	BB	IBB	SO	WP	BK
2016	Boise	1	2	4.01	15	0	0	0	4	0	24.2	30	15	11	3	1	2	0	23	3	0
2017	Asheville	4	5	4.33	13	1	0	0	0	0	70.2	94	43	34	9	1	9	0	62	2	0
	Lancaster	4	3	4.40	12	0	0	0	0	0	75.2	97	45	37	10	1	12	0	50	2	0
2018	Lancaster	9	9	5.44	27	27	0	0	0	0	154.0	204	101	93	20	3	32	0	121	6	0
2019	Hartford	12	6	3.56	26	26	0	0	0	0	144.0	166	64	57	15	6	22	0	115	5	2
2020	Did not pitch	-	-	-	-	-	-	-	-	-	-	-	-	-	-	-	-	-	-	-	-
<b>Minor League Totals</b>		<b>30</b>	<b>25</b>	<b>4.45</b>	<b>93</b>	<b>78</b>	<b>1</b>	<b>0</b>	<b>4</b>	<b>0</b>	<b>469.0</b>	<b>591</b>	<b>268</b>	<b>232</b>	<b>57</b>	<b>12</b>	<b>77</b>	<b>0</b>	<b>371</b>	<b>18</b>	<b>2</b>

## Right-Handed Pitcher

## Golden, Casey

HT: 6-2

WT: 185

B/T: R/R

Hometown: Siler City, N.C.

Born: Sept. 1, 1994 in Greensboro, N.C.

School: UNC Wilmington

Obtained: Selected in the 20th round of the 2017 First-Year Player Draft.

2020: Did not play due to cancellation of the Minor League season ... 2019: Named a California League Mid-Season All-Star ... ranked among league leaders in home runs (23, 2nd), OPS (.848, 4th), slugging percentage (.493, 5th), extra-base hits (44, T-7) and runs (74, 7th) ... had two multi-home run games, April 11 at Rancho Cucamonga and Aug. 10 vs. Visalia ... 2018: Named the South Atlantic League MVP after leading the league with 34 home runs, 95 RBI and 92 runs scored ... also tied for ninth with 24 stolen bases ... also named a Mid-Season and Post-Season MVP as well as a MiLB.com Organization All-Star ... named SAL Player of the Week Aug. 13-19 after batting .458 with three doubles, one triple, two home runs and eight RBI ... 2017: Named a Post-Season All-Star for Rookie Level Grand Junction in his first professional season ... his 20 home runs were the most in the Pioneer League and the most in Grand Junction Rockies history ... hit 11 home runs in August, including two multi-home run games Aug. 15 and Aug. 17 at Missoula.

Year	Team	AVG	G	AB	R	H	2B	3B	HR	RBI	SAC	SF	HBP	BB	IBB	SO	SB	CS	GIDP	OBP	SLG
2017	Grand Junction	.288	54	208	55	60	14	1	20	59	1	2	12	17	0	74	8	1	1	.372	.654
2018	Asheville	.278	124	461	92	128	23	3	34	95	1	2	22	38	1	180	24	8	0	.359	.562
2019	Lancaster	.243	104	383	74	97	19	2	23	64	0	7	16	48	2	158	9	4	2	.355	.493
2020	Did not play	-	-	-	-	-	-	-	-	-	-	-	-	-	-	-	-	-	-	-	-
<b>Minor League Totals</b>		<b>.271</b>	<b>282</b>	<b>1052</b>	<b>221</b>	<b>285</b>	<b>56</b>	<b>6</b>	<b>77</b>	<b>218</b>	<b>2</b>	<b>11</b>	<b>50</b>	<b>103</b>	<b>3</b>	<b>412</b>	<b>41</b>	<b>13</b>	<b>3</b>	<b>.360</b>	<b>.555</b>

## Outfielder

## Goldsberry, Blake

HT: 6-4

WT: 220

B/T: R/R

Hometown: Highlands Ranch, Colo.

Born: May 21, 1997 in Denver, Colo.

School: Kansas

Obtained: Signed as a non-drafted free agent, July 15, 2020.

2020: Did not play due to cancellation of the Minor League season ... PERSONAL: Graduated from Cherry Creek High School in 2015.

Year	Team	W	L	ERA	G	GS	CG	SHO	GF	SV	IP	H	R	ER	HR	HB	BB	IBB	SO	WP	BK
2020	Did not pitch	-	-	-	-	-	-	-	-	-	-	-	-	-	-	-	-	-	-	-	-
<b>Minor League Totals</b>		<b>-</b>	<b>-</b>	<b>-</b>	<b>-</b>	<b>-</b>	<b>-</b>	<b>-</b>	<b>-</b>	<b>-</b>	<b>-</b>	<b>-</b>	<b>-</b>	<b>-</b>	<b>-</b>	<b>-</b>	<b>-</b>	<b>-</b>	<b>-</b>	<b>-</b>	<b>-</b>

## Right-Handed Pitcher



## Golsan, Will

## Outfielder

HT: 6-1

WT: 185

B/T: R/R

Hometown: Columbus, Miss.

Born: March 6, 1996 in Columbus, Miss.

School: Mississippi

Obtained: Selected in the 26th round of the 2018 First-Year Player Draft.

2020: Did not play due to cancellation of the Minor League season ... 2019: Appeared in 103 games with Low-A Asheville, 68 as the starting left fielder and 30 as the starting center fielder ... recorded his first career multi-home run game and a career-high six RBI April 9 vs. Charleston ... 2018: Finished fifth in the Pioneer League with 85 hits, tied for fourth with 16 stolen bases and 11th with a .321 batting average.

Year	Team	AVG	G	AB	R	H	2B	3B	HR	RBI	SAC	SF	HBP	BB	IBB	SO	SB	CS	GIDP	OBP	SLG
2018	Grand Junction	.321	63	265	58	85	13	2	3	26	0	2	2	30	0	42	16	10	6	.391	.419
2019	Asheville	.259	103	390	62	101	19	1	6	39	3	4	7	43	0	87	12	17	6	.340	.359
2020	Did not play	-	-	-	-	-	-	-	-	-	-	-	-	-	-	-	-	-	-	-	-
<b>Minor League Totals</b>		<b>.284</b>	<b>166</b>	<b>655</b>	<b>120</b>	<b>186</b>	<b>32</b>	<b>3</b>	<b>9</b>	<b>65</b>	<b>3</b>	<b>6</b>	<b>9</b>	<b>73</b>	<b>0</b>	<b>129</b>	<b>28</b>	<b>27</b>	<b>12</b>	<b>.361</b>	<b>.383</b>

## Gómez, Jose

## Infielder

HT: 5-11

WT: 175

B/T: R/R

Hometown: Caracas, Venezuela

Born: Dec. 10, 1996 in Caracas, Venezuela

School: N/A

Obtained: Signed as a Minor League free agent, Nov. 12, 2020.

2020: Did not play due to cancellation of the Minor League season ... 2019: Spent a majority of the season with Double-A Reading, his first experience at the Double-A level ... 2018: Appeared in 105 games with High-A Clearwater ... 2017: Acquired by Philadelphia via trade with Colorado, along with RHP Alejandro Requena and RHP J.D. Hammer, in exchange for RHP Pat Neshek ... named a Mid-Season and Post-Season All-Star in the South Atlantic League ... 2016: Named a Pioneer League Mid-Season and Post-Season All-Star ... led the league with 98 hits and ranked second with a .367 batting average ... 2015: Batted .300 across 66 games with the DSL Rockies ... 2014: Appeared in 67 games with the DSL Rockies in his first professional season ... PERSONAL: Originally signed by Colorado as an undrafted international free agent, July 2, 2013.

Year	Team	AVG	G	AB	R	H	2B	3B	HR	RBI	SAC	SF	HBP	BB	IBB	SO	SB	CS	GIDP	OBP	SLG
2014	DSL Rockies	.263	67	243	36	64	13	1	0	18	7	0	6	17	0	33	20	12	6	.327	.325
2015	DSL Rockies	.300	66	220	35	66	13	1	2	28	8	1	13	16	0	25	12	7	1	.380	.395
2016	Grand Junction	.367	66	267	54	98	14	2	3	51	6	2	6	23	1	24	23	13	7	.426	.468
2017	Asheville	.324	81	318	54	103	20	2	4	33	6	1	8	18	0	57	18	11	3	.374	.437
	GCL Phillies	.500	2	6	1	3	0	0	0	1	0	0	0	0	0	0	0	0	0	.500	.500
	Clearwater	.250	22	92	8	23	2	0	0	3	1	0	1	4	0	19	0	1	3	.289	.272
2018	Clearwater	.224	103	357	33	80	7	2	1	24	11	0	2	15	1	65	7	2	12	.259	.263
2019	Clearwater	.348	14	46	4	16	4	0	0	6	1	0	0	5	0	14	0	1	0	.412	.435
	Reading	.253	91	292	31	74	10	3	3	30	1	4	5	20	1	73	5	6	7	.308	.339
2020	Did not play	-	-	-	-	-	-	-	-	-	-	-	-	-	-	-	-	-	-	-	-
<b>Minor League Totals</b>		<b>.286</b>	<b>512</b>	<b>1841</b>	<b>256</b>	<b>527</b>	<b>83</b>	<b>11</b>	<b>13</b>	<b>194</b>	<b>41</b>	<b>8</b>	<b>41</b>	<b>118</b>	<b>3</b>	<b>310</b>	<b>85</b>	<b>53</b>	<b>39</b>	<b>.342</b>	<b>.364</b>

## Gonzalez, Carlos

## Right-Handed Pitcher

HT: 6-2

WT: 180

B/T: R/R

Hometown: Maracaibo, Venezuela

Born: Dec. 11, 1998 in Maracaibo, Venezuela

School: N/A

Obtained: Signed as a non-drafted international free agent, July 2, 2015.

2020: Did not play due to cancellation of the Minor League season ... 2019: Did not pitch ... 2018: Set career highs in nearly every category ... his 68.0 innings pitched were second-most on DSL Colorado and 15th-most in the DSL ... 2017: Tossed a team-high 57.2 innings in his second season with the DSL Rockies ... 2016: Went 0-1 with a 6.23 ERA (8.2 IP, 6 ER) in three starts, 4-2 with a 3.86 ERA (21.0 IP, 9 ER) in 10 relief appearances in his first professional season ... 2015: Signed for next year.

Year	Team	W	L	ERA	G	GS	CG	SHO	GF	SV	IP	H	R	ER	HR	HB	BB	IBB	SO	WP	BK
2016	DSL Rockies	4	3	4.55	13	3	0	0	1	0	29.2	47	23	15	1	3	4	0	15	2	0
2017	DSL Rockies	4	5	3.12	18	2	0	0	4	0	57.2	63	27	20	3	5	7	1	44	11	2
2018	DSL Colorado	5	2	3.31	14	11	1	0	2	1	68.0	60	28	25	4	4	13	0	54	6	2
2019	Did not pitch	-	-	-	-	-	-	-	-	-	-	-	-	-	-	-	-	-	-	-	-
2020	Did not pitch	-	-	-	-	-	-	-	-	-	-	-	-	-	-	-	-	-	-	-	-
<b>Minor League Totals</b>		<b>13</b>	<b>10</b>	<b>3.48</b>	<b>45</b>	<b>16</b>	<b>1</b>	<b>0</b>	<b>7</b>	<b>1</b>	<b>155.1</b>	<b>170</b>	<b>78</b>	<b>60</b>	<b>8</b>	<b>12</b>	<b>24</b>	<b>1</b>	<b>113</b>	<b>19</b>	<b>4</b>

## Griep, Nate

## Right-Handed Pitcher

HT: 6-2 WT: 210 B/T: R/R Hometown: Gilbert, Ari. School: Kansas State

Born: Aug. 8, 2001 in San Pedro de Macoris, D.R.

Obtained: Selected in the Minor League phase of the 2019 Rule 5 Draft from Milwaukee.

2020: Did not play due to cancellation of the Minor League season ... 2019: Named a MiLB.com Organization All-Star as well as a Southern League Mid-Season and Post-Season All-Star ... led the Southern League with 22 saves and ranked tied for third with 43 appearances ... 2018: Named a Southern League Mid-Season and Post-Season All-Star after leading the league in saves and appearances ... his 34 saves were the second-most in the Minor Leagues ... 2017: Named a MiLB.com Organization All-Star, a Baseball America High Class A All-Star and a Carolina League Mid-Season and Post-Season All-Star ... led the Carolina League in appearances and saves ... his 30 saves were the second-most in the Minors ... 2016: Named a Midwest League Post-Season All-Star after leading the league with 23 saves and tying for the league-lead with 49 appearances ... 2015: Made five starts and nine relief appearances for Rookie Level Helena in his first professional season ... PERSONAL: Originally selected by Milwaukee in the eighth round of the 2015 First-Year Player Draft.

Year	Team	W	L	ERA	G	GS	CG	SHO	GF	SV	IP	H	R	ER	HR	HB	BB	IBB	SO	WP	BK
2015	Helena	0	2	8.02	14	5	0	0	3	1	33.2	48	33	30	4	2	14	0	27	5	0
2016	Wisconsin	2	2	2.05	49	0	0	0	39	23	57.0	41	18	13	0	4	18	1	54	3	0
2017	Carolina	3	1	2.37	45	0	0	0	43	30	49.1	31	14	13	3	1	24	0	41	3	0
2018	Biloxi	2	1	3.34	51	0	0	0	46	34	56.2	48	22	21	4	0	35	1	53	6	0
2019	Biloxi	6	1	1.98	43	0	0	0	37	22	54.2	31	15	12	1	2	26	3	55	6	0
	San Antonio	0	0	0.00	1	0	0	0	0	0	1.2	1	0	0	0	0	3	0	2	0	0
2020	Did not pitch	-	-	-	-	-	-	-	-	-	-	-	-	-	-	-	-	-	-	-	-
<b>Minor League Totals</b>		<b>13</b>	<b>7</b>	<b>3.17</b>	<b>203</b>	<b>5</b>	<b>0</b>	<b>0</b>	<b>168</b>	<b>110</b>	<b>253.0</b>	<b>200</b>	<b>102</b>	<b>89</b>	<b>12</b>	<b>9</b>	<b>120</b>	<b>5</b>	<b>232</b>	<b>23</b>	<b>0</b>

## Guerrero, Juan

## Infielder

HT: 6-1 WT: 160 B/T: R/R Hometown: San Pedro de Macoris, D.R. School: N/A

Born: Sept. 10, 2001 in San Pedro de Macoris, D.R.

Obtained: Signed as a non-drafted international free agent, July 2, 2018.

2020: Did not play due to cancellation of the Minor League season ... 2019: Saw time across the diamond but was primarily a third baseman in his first season ... .319 batting average fourth among DSL Rockies regulars ... season-high four hits June 26 vs. the DSL Mets I.

Year	Team	AVG	G	AB	R	H	2B	3B	HR	RBI	SAC	SF	HBP	BB	IBB	SO	SB	CS	GIDP	OBP	SLG
2019	DSL Rockies	.319	51	191	46	61	9	1	2	34	4	3	2	21	0	26	17	4	3	.387	.408
2020	Did not play	-	-	-	-	-	-	-	-	-	-	-	-	-	-	-	-	-	-	-	-
<b>Minor League Totals</b>		<b>.319</b>	<b>51</b>	<b>191</b>	<b>46</b>	<b>61</b>	<b>9</b>	<b>1</b>	<b>2</b>	<b>34</b>	<b>4</b>	<b>3</b>	<b>2</b>	<b>21</b>	<b>0</b>	<b>26</b>	<b>17</b>	<b>4</b>	<b>3</b>	<b>.387</b>	<b>.408</b>

## Guerrero, Junior

## Outfielder

HT: 6-1 WT: 170 B/T: R/R Hometown: San Pedro de Macoris, D.R. School: N/A

Born: Sept. 11, 2000 in San Pedro de Macoris, D.R.

Obtained: Signed as a non-drafted international free agent, April 28, 2018.

2020: Did not play due to cancellation of the Minor League season ... 2019: Saw time at all three outfield positions but primarily right field (27 starts) ... 2018: Appeared in 43 games with the DSL Rockies in his professional season ... batted .231 in the second half.

Year	Team	AVG	G	AB	R	H	2B	3B	HR	RBI	SAC	SF	HBP	BB	IBB	SO	SB	CS	GIDP	OBP	SLG
2018	DSL Rockies	.180	43	150	13	27	5	2	0	10	1	0	2	8	0	38	2	6	1	.231	.240
2019	DSL Colorado	.260	47	146	25	38	10	0	0	17	4	4	1	22	1	30	11	8	1	.353	.329
2020	Did not play	-	-	-	-	-	-	-	-	-	-	-	-	-	-	-	-	-	-	-	-
<b>Minor League Totals</b>		<b>.220</b>	<b>90</b>	<b>296</b>	<b>38</b>	<b>65</b>	<b>15</b>	<b>2</b>	<b>0</b>	<b>17</b>	<b>5</b>	<b>4</b>	<b>3</b>	<b>30</b>	<b>1</b>	<b>68</b>	<b>13</b>	<b>14</b>	<b>2</b>	<b>.294</b>	<b>.284</b>

## Guevara, Javier

## Catcher

HT: 5-11 WT: 165 B/T: R/R Hometown: Valencia, Venezuela School: N/A

Born: Sept. 25, 1997 in Valencia, Venezuela

Obtained: Signed as a non-drafted international free agent, July 2, 2014.

2020: Did not play due to cancellation of the Minor League season ... 2019: Started 44 games behind the plate for Low-A Asheville ... threw out 20 of 61 attempted base stealers ... 2018: Set career-highs in doubles, home runs and RBI as Rookie Level Grand Junction's starting catcher ... 2017: Started 38 games at catcher for Rookie Level Grand Junction ... recorded a career-high three triples ... 2016: Split time between catcher and first base in his second season with the DSL Rockies ... his .348 on-base percentage was second-highest on the club ... 2015: Started 37 games at catcher and appeared in one game at third base in his first professional season ... 2014: Signed for next year.

Year	Team	AVG	G	AB	R	H	2B	3B	HR	RBI	SAC	SF	HBP	BB	IBB	SO	SB	CS	GIDP	OBP	SLG
2015	DSL Rockies	.246	41	142	24	35	8	1	2	15	2	1	3	15	0	40	0	1	1	.329	.359
2016	DSL Rockies	.258	56	198	19	51	9	0	3	15	0	1	6	22	0	47	6	4	2	.348	.348
2017	Grand Junction	.268	47	198	23	53	8	3	0	14	0	1	1	8	0	47	2	1	4	.298	.338
2018	Grand Junction	.279	49	183	19	51	11	2	4	32	1	2	2	9	0	31	2	1	8	.316	.426
2019	Asheville	.199	45	161	19	32	9	0	0	14	1	1	1	6	0	34	0	0	6	.231	.255
2020	Did not play	-	-	-	-	-	-	-	-	-	-	-	-	-	-	-	-	-	-	-	-
<b>Minor League Totals</b>		<b>.252</b>	<b>238</b>	<b>882</b>	<b>104</b>	<b>222</b>	<b>45</b>	<b>6</b>	<b>9</b>	<b>90</b>	<b>4</b>	<b>6</b>	<b>13</b>	<b>60</b>	<b>0</b>	<b>199</b>	<b>10</b>	<b>7</b>	<b>22</b>	<b>.307</b>	<b>.347</b>

## Harris, Cade

## Outfielder

HT: 6-2

WT: 195

B/T: L/R

Hometown: Leona, Texas

Born: May 27, 1997 in Leona, Texas

School: Oklahoma

Obtained: Selected in the 10th round of the 2018 First-Year Player Draft.

2020: Did not play due to cancellation of the Minor League season ... **2019:** Split time between right field and left field for Low-A Asheville ... recorded his first career multi-home run game, June 16 vs. Lakewood ... **2018:** Started 44 games in right field and 12 games in left field for Short-Season Boise ... led the Northwest League with 43 walks, ranked fifth with a .396 on-base percentage and tied for eighth with eight home runs.

Year	Team	AVG	G	AB	R	H	2B	3B	HR	RBI	SAC	SF	HBP	BB	IBB	SO	SB	CS	GIDP	OBP	SLG
2018	Boise	.249	59	205	40	51	6	1	8	25	1	2	4	43	1	69	13	8	2	.386	.405
2019	Asheville	.220	79	223	43	49	7	0	7	19	11	2	3	41	0	93	8	5	2	.346	.345
2020	Did not play	-	-	-	-	-	-	-	-	-	-	-	-	-	-	-	-	-	-	-	-
<b>Minor League Totals</b>		<b>.234</b>	<b>138</b>	<b>428</b>	<b>83</b>	<b>100</b>	<b>13</b>	<b>1</b>	<b>15</b>	<b>44</b>	<b>12</b>	<b>4</b>	<b>7</b>	<b>84</b>	<b>1</b>	<b>162</b>	<b>21</b>	<b>13</b>	<b>4</b>	<b>.365</b>	<b>.374</b>

## Harris, Nate

## Right-Handed Pitcher

HT: 6-0

WT: 190

B/T: R/R

Hometown: San Antonio, Texas

Born: Sept. 7, 1994 in San Antonio, Texas

School: Louisiana Tech

Obtained: Selected in the 21st round of the 2017 First-Year Player Draft.

2020: Did not play due to cancellation of the Minor League season ... **2019:** His 41 appearances with High-A Lancaster were tied for the eighth-most in the California League ... posted a 3.20 ERA (45.0 IP, 16 ER) on the road and a 6.41 ERA (46.1 IP, 33 ER) at home ... **2018:** Made 40 relief appearances with Low-A Asheville, tied for the fourth-most in the South Atlantic League ... walked only seven batters across 70 innings pitched ... **2017:** Scored upon in five of 12 relief appearances for Short-Season Boise in his first season ... allowed five runs in one outing, one run in each of the other four.

Year	Team	W	L	ERA	G	GS	CG	SHO	GF	SV	IP	H	R	ER	HR	HB	BB	IBB	SO	WP	BK
2017	Boise	1	1	4.60	12	0	0	0	3	0	15.2	17	9	8	1	1	7	0	21	2	1
2018	Asheville	2	1	3.86	40	2	0	0	8	2	70.0	76	31	30	7	4	7	0	81	2	3
2019	Lancaster	4	6	4.83	41	3	0	0	8	0	91.1	107	59	49	13	5	17	1	77	7	3
2020	Did not pitch	-	-	-	-	-	-	-	-	-	-	-	-	-	-	-	-	-	-	-	-
<b>Minor League Totals</b>		<b>7</b>	<b>8</b>	<b>4.42</b>	<b>93</b>	<b>5</b>	<b>0</b>	<b>0</b>	<b>19</b>	<b>0</b>	<b>177.0</b>	<b>200</b>	<b>99</b>	<b>87</b>	<b>21</b>	<b>10</b>	<b>31</b>	<b>1</b>	<b>179</b>	<b>11</b>	<b>7</b>

## Hatch, LJ

## Infielder

HT: 5-11

WT: 175

B/T: R/R

Hometown: Shawnee, Kan.

Born: May 18, 1994 in Shawnee, Kan.

School: New Mexico State

Obtained: Signed as a non-drafted free agent, July 25, 2017.

2020: Did not play due to cancellation of the Minor League season ... **2019:** Combined to play in 37 games across four levels, batting .232 (29-for-125) ... **2018:** Hit his first career home run Aug. 9 vs. Spokane ... **2017:** Started 11 games at shortstop, four games at second base and two games at third base for Short-Season Boise.

Year	Team	AVG	G	AB	R	H	2B	3B	HR	RBI	SAC	SF	HBP	BB	IBB	SO	SB	CS	GIDP	OBP	SLG
2017	Boise	.221	17	68	7	15	2	0	0	4	2	0	1	5	0	9	1	1	2	.284	.250
2018	Grand Junction	.118	11	34	2	4	0	0	0	2	0	0	1	4	0	10	0	0	1	.231	.118
	Boise	.258	42	159	26	41	6	3	2	20	1	1	3	11	0	36	4	2	4	.316	.371
	Albuquerque	.000	1	1	0	0	0	0	0	0	0	0	0	0	0	1	0	0	0	.000	.000
2019	Boise	.241	17	58	7	14	3	0	0	5	0	1	10	0	15	0	2	1	.362	.293	
	Asheville	.158	5	19	2	3	1	0	0	1	0	0	1	0	6	0	0	0	.200	.211	
	Lancaster	.238	13	42	7	10	0	0	1	4	0	1	1	3	0	10	0	0	.298	.310	
	Albuquerque	.333	2	6	1	2	0	0	0	1	0	0	2	0	3	0	0	0	.500	.333	
2020	Did not play	-	-	-	-	-	-	-	-	-	-	-	-	-	-	-	-	-	-	-	-
<b>Minor League Totals</b>		<b>.230</b>	<b>108</b>	<b>387</b>	<b>52</b>	<b>89</b>	<b>12</b>	<b>3</b>	<b>3</b>	<b>37</b>	<b>3</b>	<b>2</b>	<b>7</b>	<b>36</b>	<b>0</b>	<b>90</b>	<b>5</b>	<b>5</b>	<b>8</b>	<b>.306</b>	<b>.300</b>

## Haynes, Alex

## Right-Handed Pitcher

HT: 6-3

WT: 205

B/T: R/R

Hometown: Knoxville, Tenn.

Born: June 24, 1997 in Knoxville, Tenn.

School: Walters State CC (Tenn.)

Obtained: Selected in the 15th round of the 2019 First-Year Player Draft.

2020: Did not play due to cancellation of the Minor League season ... **2019:** Made seven starts with Rookie Level Grand Junction ... struck out a season-high nine batters July 5 vs. Orem ... **PERSONAL:** Previously selected by New York-AL in the 29th round of the 2016 First-Year Player Draft.

Year	Team	W	L	ERA	G	GS	CG	SHO	GF	SV	IP	H	R	ER	HR	HB	BB	IBB	SO	WP	BK
2019	Grand Junction	0	2	7.84	7	7	0	0	0	0	20.2	25	19	18	5	2	15	0	30	1	0
2020	Did not pitch	-	-	-	-	-	-	-	-	-	-	-	-	-	-	-	-	-	-	-	-
<b>Minor League Totals</b>		<b>0</b>	<b>2</b>	<b>7.84</b>	<b>7</b>	<b>7</b>	<b>0</b>	<b>0</b>	<b>0</b>	<b>0</b>	<b>20.2</b>	<b>25</b>	<b>19</b>	<b>18</b>	<b>5</b>	<b>2</b>	<b>15</b>	<b>0</b>	<b>30</b>	<b>1</b>	<b>0</b>

## Hearn, Matt

HT: 5-9 WT: 165

B/T: L/R

## Outfielder

Hometown: Campbell, Calif.

Born: Feb. 29, 1996 in San Jose, Calif.

School: Mission College (Calif.)

Obtained: Signed as a Minor League free agent, May 29, 2018.

2020: Did not play due to cancellation of the Minor League season ... 2019: Led the California League in hits (160) and stolen bases (45) ... also among league leaders in runs (86, 3rd), walks (56, T-7) and batting average (.292, 8th) ... named a Mid-Season and Post-Season All-Star ... 2018: Began the season with the Gateway Grizzlies in the independent Frontier League before being signed by the Rockies on May 29 ... hit a combined .329 between Short-Season Boise and Low-A Asheville ... 2017: Appeared in 74 games with Gateway, batting a team-leading .331 and recording a franchise record 30 stolen bases ... 2016: Appeared in 34 games with Rookie Level Danville in the Atlanta Braves organization ... PERSONAL: Originally selected by Atlanta in the 24th round of the 2016 First-Year Player Draft.

Year	Team	AVG	G	AB	R	H	2B	3B	HR	RBI	SAC	SF	HBP	BB	IBB	SO	SB	CS	GIDP	OBP	SLG
2016	Danville	.228	34	92	9	21	0	0	0	3	3	0	0	7	0	24	1	4	2	.283	.228
2017	Gateway (Ind.)	.331	74	296	51	98	2	4	0	23	6	1	1	25	0	41	30	10	-	.384	.365
2018	Gateway (Ind.)	.305	15	59	7	18	1	0	1	6	0	0	0	4	0	6	3	6	-	.349	.373
	Boise	.377	36	151	24	57	4	4	0	17	2	0	2	9	0	29	12	6	1	.420	.457
	Asheville	.271	31	129	18	35	3	1	0	10	2	0	0	12	0	23	6	5	0	.333	.310
2019	Lancaster	.292	130	548	86	160	24	6	1	39	7	2	4	56	1	97	45	15	7	.361	.363
2020	Did not play	-	-	-	-	-	-	-	-	-	-	-	-	-	-	-	-	-	-	-	-
<b>Minor League Totals</b>		<b>.297</b>	<b>231</b>	<b>920</b>	<b>137</b>	<b>273</b>	<b>31</b>	<b>11</b>	<b>1</b>	<b>69</b>	<b>14</b>	<b>2</b>	<b>6</b>	<b>84</b>	<b>1</b>	<b>173</b>	<b>64</b>	<b>30</b>	<b>10</b>	<b>.359</b>	<b>.358</b>
<b>Indy League Totals</b>		<b>.327</b>	<b>89</b>	<b>355</b>	<b>58</b>	<b>116</b>	<b>3</b>	<b>4</b>	<b>1</b>	<b>29</b>	<b>6</b>	<b>1</b>	<b>1</b>	<b>29</b>	<b>0</b>	<b>47</b>	<b>33</b>	<b>16</b>	<b>-</b>	<b>.378</b>	<b>.366</b>

## Hernandez, Robinson

HT: 6-0 WT: 186

B/T: R/R

## Right-Handed Pitcher

Hometown: Tucacas, Venezuela

Born: June 11, 1999 in Tucacas, Venezuela

School: N/A

Obtained: Signed as a non-drafted international free agent, Sept. 30, 2017.

2020: Did not play due to cancellation of the Minor League season ... 2019: Combined to make 22 appearances between the Rockies' two Dominican Summer League teams, going 5-0 with a 1.90 ERA (23.2 IP, 5 ER) ... 2018: Appeared in three games, including one start, for the DSL Rockies ... was placed on the 60-day injured list on July 4.

Year	Team	W	L	ERA	G	GS	CG	SHO	GF	SV	IP	H	R	ER	HR	HB	BB	IBB	SO	WP	BK
2018	DSL Rockies	0	1	6.14	3	1	0	0	0	0	7.1	12	5	5	0	0	3	0	10	3	0
2019	DSL Rockies	3	0	1.29	12	0	0	0	10	1	14.0	10	2	2	1	1	3	0	21	1	1
	DSL Colorado	2	0	2.79	10	0	0	0	3	1	9.2	11	5	3	0	1	4	0	7	1	0
2020	Did not pitch	-	-	-	-	-	-	-	-	-	-	-	-	-	-	-	-	-	-	-	-
<b>Minor League Totals</b>		<b>5</b>	<b>1</b>	<b>2.90</b>	<b>25</b>	<b>1</b>	<b>0</b>	<b>0</b>	<b>13</b>	<b>2</b>	<b>31.0</b>	<b>33</b>	<b>12</b>	<b>10</b>	<b>1</b>	<b>2</b>	<b>10</b>	<b>0</b>	<b>38</b>	<b>5</b>	<b>1</b>

## Herron, Jimmy

HT: 6-1 WT: 195

B/T: R/L

## Outfielder

Hometown: Harleysville, Pa.

Born: July 27, 1996 in Harleysville, Pa.

School: Duke (N.C.)

Obtained: Acquired via trade with Chicago-NL in exchange for cash considerations, July 31, 2019

2020: Did not play due to cancellation of the Minor League season ... 2019: Appeared in 92 games with High-A Myrtle Beach before being acquired by the Rockies via trade with the Cubs ... assigned to High-A Lancaster where he homered in his first game with the club ... later, recorded his first career multi-home run game Aug. 22 at Inland Empire ... 2018: Batted a combined .259 (36-for-139) with four home runs in 42 combined games between the Arizona League Cubs I and Low-A South Bend ...

PERSONAL: Originally selected by Chicago-NL in the third round of the 2018 First-Year Player Draft.

Year	Team	AVG	G	AB	R	H	2B	3B	HR	RBI	SAC	SF	HBP	BB	IBB	SO	SB	CS	GIDP	OBP	SLG
2018	AZL Cubs I	.310	9	29	6	9	3	0	1	2	0	0	0	8	0	2	0	0	1	.459	.517
	South Bend	.245	33	110	12	27	2	0	3	17	1	3	4	12	3	24	1	3	3	.333	.345
2019	Myrtle Beach	.220	92	318	35	70	17	4	4	30	1	5	5	44	0	66	19	7	4	.320	.336
	Lancaster	.338	18	68	12	23	0	1	4	13	0	1	2	6	0	13	2	3	0	.403	.544
2020	Did not play	-	-	-	-	-	-	-	-	-	-	-	-	-	-	-	-	-	-	-	-
<b>Minor League Totals</b>		<b>.246</b>	<b>152</b>	<b>525</b>	<b>65</b>	<b>129</b>	<b>22</b>	<b>5</b>	<b>12</b>	<b>62</b>	<b>2</b>	<b>9</b>	<b>11</b>	<b>70</b>	<b>3</b>	<b>105</b>	<b>22</b>	<b>13</b>	<b>8</b>	<b>.341</b>	<b>.375</b>

## Hill, David

## Right-Handed Pitcher

HT: 6-2

WT: 180

B/T: R/R

Hometown: Orange, Calif.

Born: May 27, 1994 in Whittier, Calif.

School: San Diego (Calif.)

Obtained: Selected in the fourth round of the 2015 First-Year Player Draft.

2020: Did not play due to cancellation of the Minor League season ... 2019: Did not pitch due to injury ... 2018: Made seven starts with High-A Lancaster after missing the 2017 season due to injury ... pitched five scoreless innings with a career-high tying eight strikeouts in his first start, June 3 at Rancho Cucamonga ... 2017: Did not pitch due to injury ... 2016: Made 14 starts for Low-A Asheville before missing the rest of the season with an injury ... was 1-1 with a 3.19 ERA (31.0 IP, 11 ER) in five starts in May ... 2015: Made eight appearances, seven starts, for Short-Season Boise in his first professional season ... in six second-half starts, went 0-0 with a 1.40 ERA (19.1 IP, 3 ER) ... **PERSONAL:** Originally drafted in the 17th round of the 2012 First-Year Player Draft by the Philadelphia Phillies out of El Modena High School.

Year	Team	W	L	ERA	G	GS	CG	SHO	GF	SV	IP	H	R	ER	HR	HB	BB	IBB	SO	WP	BK
2015	Boise	0	0	3.09	8	7	0	0	0	0	23.1	20	8	8	1	2	9	0	23	1	0
2016	Asheville	4	4	4.48	14	14	0	0	0	0	82.1	95	42	41	8	1	14	0	82	2	0
2017	Did not pitch	-	-	-	-	-	-	-	-	-	-	-	-	-	-	-	-	-	-	-	-
2018	Lancaster	2	4	4.58	7	7	0	0	0	0	35.1	35	18	18	5	2	11	0	33	3	0
2019	Did not pitch	-	-	-	-	-	-	-	-	-	-	-	-	-	-	-	-	-	-	-	-
2020	Did not pitch	-	-	-	-	-	-	-	-	-	-	-	-	-	-	-	-	-	-	-	-
<b>Minor League Totals</b>		<b>6</b>	<b>8</b>	<b>4.28</b>	<b>29</b>	<b>28</b>	<b>0</b>	<b>0</b>	<b>0</b>	<b>0</b>	<b>141.0</b>	<b>150</b>	<b>68</b>	<b>67</b>	<b>14</b>	<b>5</b>	<b>34</b>	<b>0</b>	<b>138</b>	<b>6</b>	<b>0</b>

## Hollowell, Gavin

## Right-Handed Pitcher

HT: 6-7

WT: 215

B/T: R/R

Hometown: Titusville, N.J.

Born: Nov. 4, 1997 in Somerset, N.J.

School: St. John's (N.Y.)

Obtained: Selected in the sixth round of the 2019 First-Year Player Draft.

2020: Did not play due to cancellation of the Minor League season ... 2019: Led the Grand Junction Rockies and tied for the league lead with seven saves in his first professional season.

Year	Team	W	L	ERA	G	GS	CG	SHO	GF	SV	IP	H	R	ER	HR	HB	BB	IBB	SO	WP	BK
2019	Grand Junction	3	0	2.89	17	0	0	0	17	7	18.2	14	8	6	2	1	5	1	30	1	0
2020	Did not pitch	-	-	-	-	-	-	-	-	-	-	-	-	-	-	-	-	-	-	-	-
<b>Minor League Totals</b>		<b>3</b>	<b>0</b>	<b>2.89</b>	<b>17</b>	<b>0</b>	<b>0</b>	<b>0</b>	<b>17</b>	<b>7</b>	<b>18.2</b>	<b>14</b>	<b>8</b>	<b>6</b>	<b>2</b>	<b>1</b>	<b>5</b>	<b>1</b>	<b>30</b>	<b>1</b>	<b>0</b>

## James, Keegan

## Right-Handed Pitcher

HT: 6-3

WT: 214

B/T: R/R

Hometown: Southaven, Miss.

Born: April 1, 1997 in Germantown, Tenn.

School: Mississippi State

Obtained: Selected in the 25th round of the 2019 First-Year Player Draft.

2020: Did not play due to cancellation of the Minor League season ... 2019: Made five relief appearances with Rookie Level Grand Junction after being selected in the First-Year Player Draft in June.

Year	Team	W	L	ERA	G	GS	CG	SHO	GF	SV	IP	H	R	ER	HR	HB	BB	IBB	SO	WP	BK
2019	Grand Junction	0	0	10.38	5	0	0	0	0	0	4.1	8	5	5	2	0	2	0	2	1	0
2020	Did not pitch	-	-	-	-	-	-	-	-	-	-	-	-	-	-	-	-	-	-	-	-
<b>Minor League Totals</b>		<b>0</b>	<b>0</b>	<b>10.38</b>	<b>5</b>	<b>0</b>	<b>0</b>	<b>0</b>	<b>0</b>	<b>0</b>	<b>4.1</b>	<b>8</b>	<b>5</b>	<b>5</b>	<b>2</b>	<b>0</b>	<b>2</b>	<b>0</b>	<b>2</b>	<b>1</b>	<b>0</b>

## James, Michael

## Infielder

HT: 5-11

WT: 170

B/T: L/R

Hometown: La Romana, D.R.

Born: Dec. 4, 2001 in La Romana, D.R.

School: N/A

Obtained: Signed as a non-drafted international free agent, July 2, 2018.

2020: Did not play due to cancellation of the Minor League season ... 2019: Split time between second base and shortstop with the DSL Rockies in his first professional season ... his 54 games played were the second-most on the team.

Year	Team	AVG	G	AB	R	H	2B	3B	HR	RBI	SAC	SF	HBP	BB	IBB	SO	SB	CS	GIDP	OBP	SLG
2019	DSL Rockies	.245	54	208	37	51	13	2	5	35	1	4	5	23	0	57	14	5	1	.329	.399
2020	Did not play	-	-	-	-	-	-	-	-	-	-	-	-	-	-	-	-	-	-	-	-
<b>Minor League Totals</b>		<b>.245</b>	<b>54</b>	<b>208</b>	<b>37</b>	<b>51</b>	<b>13</b>	<b>2</b>	<b>5</b>	<b>35</b>	<b>1</b>	<b>4</b>	<b>5</b>	<b>23</b>	<b>0</b>	<b>57</b>	<b>14</b>	<b>5</b>	<b>1</b>	<b>.329</b>	<b>.399</b>

## Javiel, Jancarlos

## Infielder

HT: 5-10

WT: 176

B/T: R/R

Hometown: Santo Domingo, D.R.

Born: Sept. 25, 2000 in Santo Domingo, D.R.

School: N/A

Obtained: Signed as a non-drafted international free agent, June 14, 2019.

2020: Did not play due to cancellation of the Minor League season ... 2019: Saw time at all four infield positions in his first professional season.

Year	Team	AVG	G	AB	R	H	2B	3B	HR	RBI	SAC	SF	HBP	BB	IBB	SO	SB	CS	GIDP	OBP	SLG
2019	DSL Rockies	.209	34	110	17	23	7	0	0	9	2	0	1	18	0	19	7	3	1	.326	.273
2020	Did not play	-	-	-	-	-	-	-	-	-	-	-	-	-	-	-	-	-	-	-	-
<b>Minor League Totals</b>		<b>.209</b>	<b>34</b>	<b>110</b>	<b>17</b>	<b>23</b>	<b>7</b>	<b>0</b>	<b>0</b>	<b>9</b>	<b>2</b>	<b>0</b>	<b>1</b>	<b>18</b>	<b>0</b>	<b>19</b>	<b>7</b>	<b>3</b>	<b>1</b>	<b>.326</b>	<b>.273</b>



## Johnson, Bobby

## Right-Handed Pitcher

HT: 6-1 WT: 185

B/T: R/R

Hometown: Miller, Mo.

Born: April 8, 1997 in Miller, Mo.

School: Bradley (Ill.)

**Obtained:** Selected in the 16th round of the 2018 First-Year Player Draft.

**2020:** Did not play due to cancellation of the Minor League season ... **2019:** Saw time at three different stops, going a combined 2-3 with two saves and a 5.04 ERA (69.2 IP, 39 ER) ... **2018:** Made 13 relief appearances for Short-Season Boise, never allowing more than one run.

Year	Team	W	L	ERA	G	GS	CG	SHO	GF	SV	IP	H	R	ER	HR	HB	BB	IBB	SO	WP	BK
2018	Boise	2	0	2.53	13	0	0	0	3	0	21.1	23	10	6	0	0	1	0	19	3	0
2019	Grand Junction	0	0	4.91	5	0	0	0	0	0	11.0	13	6	6	0	1	1	0	11	1	1
	Boise	1	0	2.57	11	0	0	0	3	0	14.0	12	4	4	0	0	6	0	14	1	0
	Asheville	1	3	5.84	31	0	0	0	9	2	44.2	58	31	29	6	1	14	0	47	6	0
2020	Did not pitch	-	-	-	-	-	-	-	-	-	-	-	-	-	-	-	-	-	-	-	-
<b>Minor League Totals</b>		<b>4</b>	<b>3</b>	<b>4.45</b>	<b>60</b>	<b>0</b>	<b>0</b>	<b>0</b>	<b>15</b>	<b>2</b>	<b>91.0</b>	<b>106</b>	<b>51</b>	<b>45</b>	<b>6</b>	<b>2</b>	<b>22</b>	<b>0</b>	<b>91</b>	<b>11</b>	<b>1</b>

## Jones, Greg

## Catcher

HT: 6-2 WT: 220

B/T: L/R

Hometown: Maryville, Tenn.

Born: Oct. 17, 1994 in Maryville, Tenn.

School: North Carolina-Pembroke

**Obtained:** Signed as a Minor League free agent, Dec. 7, 2017.

**2020:** Did not play due to cancellation of the Minor League season ... **2019:** Appeared in seven games with Low-A Asheville ... had two stints on the temporarily inactive list and two stints on the injured list ... **2018:** Made 10 starts at catcher with Short-Season Boise ... threw out eight of 10 runners attempting to steal second base.

Year	Team	AVG	G	AB	R	H	2B	3B	HR	RBI	SAC	SF	HBP	BB	IBB	SO	SB	CS	GIDP	OBP	SLG
2018	Boise	.161	17	56	5	9	1	0	0	3	3	0	1	5	0	23	0	1	1	.242	.179
2019	Asheville	.050	7	20	2	1	0	0	1	5	0	0	0	3	0	9	0	1	0	.174	.200
2020	Did not play	-	-	-	-	-	-	-	-	-	-	-	-	-	-	-	-	-	-	-	-
<b>Minor League Totals</b>		<b>.132</b>	<b>24</b>	<b>76</b>	<b>7</b>	<b>10</b>	<b>1</b>	<b>0</b>	<b>1</b>	<b>8</b>	<b>3</b>	<b>0</b>	<b>1</b>	<b>8</b>	<b>0</b>	<b>32</b>	<b>0</b>	<b>2</b>	<b>1</b>	<b>.224</b>	<b>.184</b>

## Jones, Mylz

## Infielder/Outfielder

HT: 6-1 WT: 185

B/T: R/R

Hometown: Palmdale, Calif.

Born: April 13, 1994 in Palmdale, Calif.

School: Cal. State Bakersfield

**Obtained:** Selected in the 13th round of the 2015 First-Year Player Draft.

**2020:** Did not play due to cancellation of the Minor League season ... **2019:** Spent a majority of the season with Double-A Hartford ... also made his first appearance with Triple-A Albuquerque, batting .080 (2-for-25) in 13 games ... recorded a career-high six RBI Aug. 18 at Binghamton with Hartford ... **2018:** Hit a career high 10 home runs in 117 games with Hartford, the third-most games played on the club ... hit .280 with eight home runs in the first half ... **2017:** Name a Mid-Season All-Star in the California League after batting .308 (70-for-227) with four home runs and 18 stolen bases in the first half ... started 80 games at third base and 32 games in left field ... hit a walk-off home run on Aug. 13 vs. Lake Elsinore ... **2016:** Transitioned to the outfield where he started 70 games in center field, 37 games in left field and four games in right field ... also saw time at third base and shortstop ... 28 stolen bases were second on the club ... **2015:** Saw a majority of his starts at shortstop but also saw time in the outfield ... hit .337 (30-for-89) in the first half.

Year	Team	AVG	G	AB	R	H	2B	3B	HR	RBI	SAC	SF	HBP	BB	IBB	SO	SB	CS	GIDP	OBP	SLG
2015	Grand Junction	.300	52	207	42	62	9	3	2	27	6	1	2	18	0	34	12	6	4	.360	.401
2016	Asheville	.270	124	511	64	138	22	5	8	49	10	3	6	22	1	106	28	14	2	.306	.380
2017	Lancaster	.297	115	445	65	132	23	4	9	63	8	3	2	23	0	86	34	16	7	.332	.427
2018	Hartford	.250	117	404	49	101	19	3	10	35	4	5	2	14	0	94	10	5	9	.275	.386
2019	Hartford	.239	98	314	40	75	15	2	9	33	4	2	5	22	0	69	17	7	4	.297	.385
	Albuquerque	.080	13	25	1	2	1	0	0	1	0	0	0	1	0	9	0	0	0	.115	.120
2020	Did not play	-	-	-	-	-	-	-	-	-	-	-	-	-	-	-	-	-	-	-	-
<b>Minor League Totals</b>		<b>.268</b>	<b>519</b>	<b>1906</b>	<b>261</b>	<b>510</b>	<b>89</b>	<b>17</b>	<b>38</b>	<b>208</b>	<b>32</b>	<b>14</b>	<b>17</b>	<b>100</b>	<b>1</b>	<b>398</b>	<b>101</b>	<b>48</b>	<b>26</b>	<b>.308</b>	<b>.392</b>

## Jones, Stephen

## Right-Handed Pitcher

HT: 6-4 WT: 195

B/T: R/R

Hometown: Vestavia, Ala.

Born: July 30, 1997 in Tallahassee, Fla.

School: Samford (Ala.)

**Obtained:** Selected in the 21st round of the 2019 First-Year Player Draft.

**2020:** Did not play due to cancellation of the Minor League season ... **2019:** Made 24 relief appearances for Short-Season Boise, the third-most on the club and tied for the fifth-most in the Northwest League ... posted a 2.84 ERA (19.0 IP, 6 ER) with one walk and 16 strikeouts in 13 appearances in the second half ... **PERSONAL:** Originally selected by Philadelphia in the 38th round of the 2018 First-Year Player Draft out of Samford University.

Year	Team	W	L	ERA	G	GS	CG	SHO	GF	SV	IP	H	R	ER	HR	HB	BB	IBB	SO	WP	BK
2019	Boise	2	1	4.35	24	0	0	0	6	0	31.0	40	16	15	0	1	6	0	28	3	0
2020	Did not pitch	-	-	-	-	-	-	-	-	-	-	-	-	-	-	-	-	-	-	-	-
<b>Minor League Totals</b>		<b>2</b>	<b>1</b>	<b>4.35</b>	<b>24</b>	<b>0</b>	<b>0</b>	<b>0</b>	<b>6</b>	<b>0</b>	<b>31.0</b>	<b>40</b>	<b>16</b>	<b>15</b>	<b>0</b>	<b>1</b>	<b>6</b>	<b>0</b>	<b>28</b>	<b>3</b>	<b>0</b>

## Kauffmann, Karl

## Right-Handed Pitcher

HT: 6-2

WT: 200

B/T: R/R

Hometown: Bloomfield Hills, Mich.

Born: Aug. 15, 1997 in Bloomfield Hills, Mich.

School: Michigan

**Obtained:** Selected in the Competitive Balance B round of the 2019 First-Year Player Draft.

**2020:** Spent the season at the Rockies' alternate training site in Denver ... **2019:** Did not pitch due to rest purposes after being selected with the Rockies third pick in the 2019 Draft ... went 10-6 with a 2.59 ERA (114.2 IP, 33 ER) for Michigan, leading them to the College World Series finals.

Year	Team	W	L	ERA	G	GS	CG	SHO	GF	SV	IP	H	R	ER	HR	HB	BB	IBB	SO	WP	BK
2019	Did not pitch	-	-	-	-	-	-	-	-	-	-	-	-	-	-	-	-	-	-	-	-
2020	Alternate training site	-	-	-	-	-	-	-	-	-	-	-	-	-	-	-	-	-	-	-	-
<b>Minor League Totals</b>		-	-	-	-	-	-	-	-	-	-	-	-	-	-	-	-	-	-	-	-

## Kennedy, Nick

## Left-Handed Pitcher

HT: 6-1

WT: 200

B/T: R/L

Hometown: Tampa, Fla.

Born: June 20, 1996 in Tampa, Fla.

School: Texas

**Obtained:** Selected in the fifth round of the 2017 First-Year Player Draft.

**2020:** Did not play due to cancellation of the Minor League season ... **2019:** Made 49 relief appearances between Low-A Asheville and High-A Lancaster, his first season as a full-time reliever ... combined to go 4-3 with two saves, both with Lancaster, and a 3.38 ERA (58.2 IP, 22 ER) ... **2018:** Made 23 starts with Low-A Asheville, second-most on the club ... 124.1 innings pitched ranked 10th in the South Atlantic League ... **2017:** Made nine starts for Short-Season Boise in his first professional season ... his 3.68 ERA was the lowest among Boise starters with five or more starts ... struck out a season-high eight batters in 4.2 innings July 24 at Everett.

Year	Team	W	L	ERA	G	GS	CG	SHO	GF	SV	IP	H	R	ER	HR	HB	BB	IBB	SO	WP	BK
2017	Boise	2	3	3.68	9	9	0	0	0	0	36.2	44	19	15	2	0	10	0	31	3	1
2018	Asheville	4	13	7.09	27	23	0	0	1	0	124.1	180	108	98	30	4	37	0	116	10	3
2019	Asheville	3	0	2.08	12	0	0	0	4	0	17.1	12	4	4	0	0	1	0	25	1	0
	Lancaster	1	3	3.92	37	0	0	0	18	2	41.1	48	27	18	4	3	14	0	35	4	0
2020	Did not pitch	-	-	-	-	-	-	-	-	-	-	-	-	-	-	-	-	-	-	-	-
<b>Minor League Totals</b>		<b>10</b>	<b>19</b>	<b>5.53</b>	<b>85</b>	<b>32</b>	<b>0</b>	<b>0</b>	<b>23</b>	<b>2</b>	<b>219.2</b>	<b>284</b>	<b>158</b>	<b>135</b>	<b>36</b>	<b>7</b>	<b>62</b>	<b>0</b>	<b>207</b>	<b>18</b>	<b>4</b>

## Kilkenny, Mitchell

## Right-Handed Pitcher

HT: 6-4

WT: 206

B/T: R/R

Hometown: Houston, Texas

Born: March 24, 1997 in Houston, Texas

School: Texas A&M

**Obtained:** Selected in the second round of the 2018 First-Year Player Draft.

**2020:** Did not play due to cancellation of the Minor League season ... **2019:** Made 12 starts with Rookie Level Grand Junction after missing the 2018 season ... posted a 1.59 ERA (28.1 IP, 5 ER) in his first eight starts and a 10.54 ERA (13.2 IP, 16 ER) in his last four starts ... **2018:** Did not pitch after undergoing Tommy John surgery shortly after signing with the Rockies.

Year	Team	W	L	ERA	G	GS	CG	SHO	GF	SV	IP	H	R	ER	HR	HB	BB	IBB	SO	WP	BK
2018	Did not pitch	-	-	-	-	-	-	-	-	-	-	-	-	-	-	-	-	-	-	-	-
2019	Grand Junction	2	3	4.50	12	12	0	0	0	0	42.0	44	26	21	3	4	10	0	37	3	0
2020	Did not pitch	-	-	-	-	-	-	-	-	-	-	-	-	-	-	-	-	-	-	-	-
<b>Minor League Totals</b>		<b>2</b>	<b>3</b>	<b>4.50</b>	<b>12</b>	<b>12</b>	<b>0</b>	<b>0</b>	<b>0</b>	<b>0</b>	<b>42.0</b>	<b>44</b>	<b>26</b>	<b>21</b>	<b>3</b>	<b>4</b>	<b>10</b>	<b>0</b>	<b>37</b>	<b>3</b>	<b>0</b>

## Kostyshock, Jacob

## Right-Handed Pitcher

HT: 6-4

WT: 175

B/T: R/R

Hometown: Dardenne Prairie, Mo.

Born: Jan. 2, 1998 in Dardenne Prairie, Mo.

School: Arkansas

**Obtained:** Selected in the eighth round of the 2019 First-Year Player Draft.

**2020:** Did not play due to cancellation of the Minor League season ... **2019:** Made 14 relief appearances with Rookie Level Grand Junction after being drafted in June ... scored upon twice ... 9.2 inning scoreless streak to begin his professional career.

Year	Team	W	L	ERA	G	GS	CG	SHO	GF	SV	IP	H	R	ER	HR	HB	BB	IBB	SO	WP	BK
2019	Grand Junction	2	1	1.65	14	0	0	0	6	0	16.1	11	4	3	2	2	2	0	17	0	0
2020	Did not pitch	-	-	-	-	-	-	-	-	-	-	-	-	-	-	-	-	-	-	-	-
<b>Minor League Totals</b>		<b>2</b>	<b>1</b>	<b>1.65</b>	<b>14</b>	<b>0</b>	<b>0</b>	<b>0</b>	<b>6</b>	<b>0</b>	<b>16.1</b>	<b>11</b>	<b>4</b>	<b>3</b>	<b>2</b>	<b>2</b>	<b>2</b>	<b>0</b>	<b>17</b>	<b>0</b>	<b>0</b>

## Lackey, Shelby

## Right-Handed Pitcher

HT: 6-3

WT: 190

B/T: R/R

Hometown: Linden, Calif.

Born: July 8, 1997 in Linden, Calif.

School: Pacific (Calif.)

**Obtained:** Selected in the 18th round of the 2018 First-Year Player Draft.

**2020:** Did not play due to cancellation of the Minor League season ... **2019:** Made 21 starts for Low-A Asheville ... placed on the injured list on July 26 and missed the remainder of the season ... **2018:** Posted a 1.60 ERA across 21 appearances with Short-Season Boise, the lowest ERA on the team (min. 30 IP).

Year	Team	W	L	ERA	G	GS	CG	SHO	GF	SV	IP	H	R	ER	HR	HB	BB	IBB	SO	WP	BK
2018	Boise	1	3	1.60	21	0	0	0	5	1	33.2	23	10	6	1	1	10	0	32	3	0
2019	Asheville	3	10	5.47	21	21	0	0	0	0	100.1	108	74	61	13	14	39	0	113	15	0
2020	Did not pitch	-	-	-	-	-	-	-	-	-	-	-	-	-	-	-	-	-	-	-	-
<b>Minor League Totals</b>		<b>4</b>	<b>13</b>	<b>4.50</b>	<b>42</b>	<b>21</b>	<b>0</b>	<b>0</b>	<b>5</b>	<b>1</b>	<b>134.0</b>	<b>131</b>	<b>84</b>	<b>67</b>	<b>14</b>	<b>15</b>	<b>49</b>	<b>0</b>	<b>145</b>	<b>18</b>	<b>0</b>

## Lavigne, Grant

**Infielder**

HT: 6-4

WT: 220

B/T: L/R

Hometown: Bedford, N.H.

Born: Aug. 27, 1999 in Bedford, N.H.

School: Bedford (N.H.) HS

**Obtained:** Selected in the CBA round of the 2018 First-Year Player Draft.

**2020:** Did not play due to cancellation of the Minor League season ... **2019:** Ranked third in the South Atlantic League with 68 walks ... **2018:** Named a Pioneer League Mid-Season and Post-Season All-Star and a MiLB.com Organization All-Star ... was also named a *Baseball America* Rookie All-Star ... led the Pioneer League in on-base percentage and ranked fourth in the league in batting average despite being one of the youngest players in the league.

Year	Team	AVG	G	AB	R	H	2B	3B	HR	RBI	SAC	SF	HBP	BB	IBB	SO	SB	CS	GDP	OBP	SLG
2018	Grand Junction	.350	59	206	45	72	13	2	6	38	0	1	6	45	1	40	12	7	2	.477	.519
2019	Asheville	.236	126	440	52	104	19	0	7	64	4	5	9	68	1	129	8	9	10	.347	.327
2020	Did not play	-	-	-	-	-	-	-	-	-	-	-	-	-	-	-	-	-	-	-	-
<b>Minor League Totals</b>		<b>.272</b>	<b>185</b>	<b>646</b>	<b>97</b>	<b>176</b>	<b>32</b>	<b>2</b>	<b>13</b>	<b>102</b>	<b>4</b>	<b>6</b>	<b>15</b>	<b>113</b>	<b>2</b>	<b>169</b>	<b>20</b>	<b>16</b>	<b>12</b>	<b>.390</b>	<b>.389</b>

## Leisenring, Luke

**Catcher**

HT: 6-4

WT: 196

B/T: S/R

Hometown: Aiken, S.C.

Born: Oct. 1, 1999 in Golden, Colo.

School: South Carolina-Aiken

**Obtained:** Signed as a non-drafted free agent, June 26, 2020.

**2020:** Did not play due to cancellation of the Minor League season ... **PERSONAL:** Attended Ralston Valley High School in Arvada, Colo.

Year	Team	AVG	G	AB	R	H	2B	3B	HR	RBI	SAC	SF	HBP	BB	IBB	SO	SB	CS	GDP	OBP	SLG
2020	Did not play	-	-	-	-	-	-	-	-	-	-	-	-	-	-	-	-	-	-	-	-
<b>Minor League Totals</b>		-	-	-	-	-	-	-	-	-	-	-	-	-	-	-	-	-	-	-	-

## Lewis, AJ

**Catcher**

HT: 5-10

WT: 195

B/T: R/R

Hometown: Chicago, Ill.

Born: May 31, 1998 in Chicago, Ill.

School: Eastern Kentucky

**Obtained:** Signed as a non-drafted free agent, July 29, 2020.

**2020:** Did not play due to cancellation of the Minor League season.

Year	Team	AVG	G	AB	R	H	2B	3B	HR	RBI	SAC	SF	HBP	BB	IBB	SO	SB	CS	GDP	OBP	SLG
2020	Did not play	-	-	-	-	-	-	-	-	-	-	-	-	-	-	-	-	-	-	-	-
<b>Minor League Totals</b>		-	-	-	-	-	-	-	-	-	-	-	-	-	-	-	-	-	-	-	-

## Locey, Tony

**Right-Handed Pitcher**

HT: 6-3

WT: 239

B/T: R/R

Hometown: Quincy, Fla.

Born: July 29, 1998 in Columbus, Ga.

School: Georgia

**Obtained:** Acquired via trade, along with four other players, from the St. Louis Cardinals, Feb. 1, 2021.

**2020:** Did not play due to cancellation of the Minor League season ... **2019:** Made 12 total relief appearances between the GCL Cardinals and Low-A Peoria in his first professional season ... **PERSONAL:** Originally selected by the Cardinals in the third round of the 2019 First-Year Player Draft.

Year	Team	W	L	ERA	G	GS	CG	SHO	GF	SV	IP	H	R	ER	HR	HB	BB	IBB	SO	WP	BK
2019	GCL Cardinals	0	0	0.00	2	0	0	0	0	0	2.0	1	0	0	0	0	2	0	3	1	0
	Peoria	1	2	6.00	10	0	0	0	0	0	15.0	15	12	10	1	0	10	0	28	3	0
2020	Did not pitch	-	-	-	-	-	-	-	-	-	-	-	-	-	-	-	-	-	-	-	-
<b>Minor League Totals</b>		<b>1</b>	<b>2</b>	<b>5.29</b>	<b>12</b>	<b>0</b>	<b>0</b>	<b>0</b>	<b>0</b>	<b>0</b>	<b>16.0</b>	<b>16</b>	<b>12</b>	<b>10</b>	<b>1</b>	<b>0</b>	<b>12</b>	<b>0</b>	<b>31</b>	<b>4</b>	<b>0</b>

## Longhi, Nick

## Outfielder

HT: 6-2

WT: 230

B/T: R/L

Hometown: Venice Beach, Fla.

Born: Aug. 16, 1995 in Springfield, Mass.

School: Venice HS (Fla.)

Obtained: Signed as a Minor League free agent, Jan. 19, 2021

2020: Did not play due to cancellation of the Minor League season ... 2019: Spent the season with Triple-A Louisville in the Cincinnati organization ... 2018: Split the season between Louisville and Double-A Pensacola ... 2017: Traded by Boston to Cincinnati in exchange for cash considerations ... 2016: Named a MiLB.com Organization All-Star for the Red Sox ... 2015: Spent the season with Low-A Greenville, splitting time as the club's starting first baseman and right fielder ... 2014: Batted .330 in 30 games with Short-Season Lowell ... 2013: Appeared in 16 games with the GCL Red Sox in his first professional season ...

PERSONAL: Originally selected by Boston in the 30th round of the 2013 First-Year Player Draft.

Year	Team	AVG	G	AB	R	H	2B	3B	HR	RBI	SAC	SF	HBP	BB	IBB	SO	SB	CS	GIDP	OBP	SLG
2013	GCL Red Sox	.178	16	45	4	8	5	0	1	4	1	0	1	3	0	12	1	0	3	.245	.356
2014	Lowell	.330	30	109	19	36	10	1	0	10	0	1	0	11	0	22	0	3	2	.388	.440
2015	Greenville	.281	115	442	52	124	27	3	7	62	3	3	6	34	0	88	2	0	13	.338	.403
2016	Salem	.282	124	471	56	133	40	3	2	77	2	9	3	50	2	106	2	3	11	.349	.393
2017	Portland	.262	62	237	26	62	15	0	6	33	0	0	2	13	0	40	0	1	10	.306	.401
	Pensacola	.316	7	19	2	6	1	0	1	7	0	0	0	3	0	5	0	0	1	.409	.526
2018	Pensacola	.250	58	176	20	44	9	0	2	28	0	3	6	13	0	38	0	0	4	.318	.335
	Louisville	.233	32	90	8	21	5	0	0	8	0	0	1	2	0	27	1	0	2	.258	.289
2019	Louisville	.283	111	389	51	110	28	3	12	51	1	2	2	30	1	102	0	1	10	.336	.463
2020	Did not play	-	-	-	-	-	-	-	-	-	-	-	-	-	-	-	-	-	-	-	-
<b>Minor League Totals</b>		<b>.275</b>	<b>555</b>	<b>1978</b>	<b>238</b>	<b>544</b>	<b>140</b>	<b>10</b>	<b>31</b>	<b>280</b>	<b>7</b>	<b>18</b>	<b>21</b>	<b>159</b>	<b>3</b>	<b>440</b>	<b>6</b>	<b>8</b>	<b>56</b>	<b>.333</b>	<b>.403</b>

## Lorenzini, Braxton

## Right-Handed Pitcher

HT: 6-4

WT: 172

B/T: R/R

Hometown: Centennial, Colo.

Born: April 5, 1995 in Aurora, Colo.

School: West Hills College (Calif.)

Obtained: Signed as a Minor League free agent, May 19, 2018.

2020: Did not play due to cancellation of the Minor League season ... 2019: Made a career-high 35 relief appearances between Short-Season Boise and High-A Lancaster, going 2-3 with a 7.02 ERA (41.0 IP, 32 ER) ... 2018: Made 23 relief appearances and recorded a career-high four wins with Low-A Asheville after being signed by the Rockies in May ... 2017: Made five appearances with the AZL Padres before being released by San Diego in July ... 2016: Spent most of the season with Short-Season Tri-City where his 45.1 innings were the second-most on the club and his 43 strikeouts were third-most ... 2015: Appeared in relief 12 times for the AZL Padres in his first professional season ... PERSONAL: Originally selected by San Diego in the 33rd round of the 2015 First-Year Player Draft.

Year	Team	W	L	ERA	G	GS	CG	SHO	GF	SV	IP	H	R	ER	HR	HB	BB	IBB	SO	WP	BK
2015	AZL Padres	0	1	5.21	12	0	0	0	3	1	19.0	22	11	11	0	1	13	0	15	3	0
2016	Tri-City	3	5	6.15	13	5	0	0	1	0	45.1	47	38	31	2	1	22	0	43	6	1
	Fort Wayne	0	0	2.45	1	0	0	0	0	0	3.2	2	1	1	1	0	0	0	3	0	0
2017	AZL Padres	1	0	7.71	5	0	0	0	1	0	4.2	3	6	4	0	2	10	0	6	4	0
2018	Asheville	4	0	2.57	23	0	0	0	9	1	28.0	24	12	8	1	4	16	0	37	5	0
2019	Boise	0	1	11.05	10	0	0	0	2	0	7.1	6	12	9	1	1	13	0	8	6	0
	Lancaster	2	2	6.15	25	0	0	0	9	0	33.2	38	30	23	4	2	31	0	24	5	0
2020	Did not pitch	-	-	-	-	-	-	-	-	-	-	-	-	-	-	-	-	-	-	-	-
<b>Minor League Totals</b>		<b>10</b>	<b>9</b>	<b>5.53</b>	<b>89</b>	<b>5</b>	<b>0</b>	<b>0</b>	<b>25</b>	<b>2</b>	<b>141.2</b>	<b>142</b>	<b>110</b>	<b>87</b>	<b>9</b>	<b>11</b>	<b>105</b>	<b>0</b>	<b>136</b>	<b>29</b>	<b>1</b>

## Marcano, Jose

## Right-Handed Pitcher

HT: 6-3

WT: 165

B/T: R/R

Hometown: Cumana, Venezuela

Born: April 22, 2002 in Cumana, Venezuela

School: N/A

Obtained: Signed as a non-drafted international free agent, Jan. 5, 2019.

2020: Did not play due to cancellation of the Minor League season ... 2019: Made a combined 15 relief appearances between the two Dominican Summer League teams, going 3-0 with a 7.64 ERA.

Year	Team	W	L	ERA	G	GS	CG	SHO	GF	SV	IP	H	R	ER	HR	HB	BB	IBB	SO	WP	BK
2019	DSL Rockies	3	0	6.48	7	0	0	0	0	0	8.1	9	6	6	1	0	7	0	9	2	2
	DSL Colorado	0	0	8.68	8	0	0	0	2	0	9.1	11	11	9	2	2	10	0	9	5	1
2020	Did not pitch	-	-	-	-	-	-	-	-	-	-	-	-	-	-	-	-	-	-	-	-
<b>Minor League Totals</b>		<b>3</b>	<b>0</b>	<b>7.64</b>	<b>15</b>	<b>0</b>	<b>0</b>	<b>0</b>	<b>2</b>	<b>0</b>	<b>17.2</b>	<b>20</b>	<b>17</b>	<b>15</b>	<b>3</b>	<b>2</b>	<b>17</b>	<b>0</b>	<b>18</b>	<b>7</b>	<b>3</b>

## Martinez, Alexander

## Right-Handed Pitcher

HT: 6-1

WT: 165

B/T: R/R

Hometown: San Pedro de Macoris, D.R.

Born: Dec. 28, 1996 in San Pedro de Macoris, D.R.

School: N/A

Obtained: Signed as a non-drafted international free agent, June 5, 2015.

2020: Did not play due to cancellation of the Minor League season ... 2019: Named a South Atlantic League Mid-Seas All-Star ... ranked second in the league with 52 appearances and 14 saves ... all 14 of his saves came in the first half of the season ... went 4-0 with a 1.53 ERA (29.1 IP, 5 ER) in 22 second-half appearances ... 2018: Named a Mid-Season and Post-Season All-Star in the Pioneer League ... his 19 saves were the most in Pioneer League history ... 2017: Made 18 relief appearances for Rookie Level Grand Junction and logged a 3.41 ERA (29.0 IP, 11 ER), the second-lowest on the club ... tossed two or more innings in six outings ... 2016: His 22 saves and 34 relief appearances led the Dominican Summer League ... 22 saves were the most in the DSL since 2006 ... 2015: Appeared in 11 games out of the bullpen in his first professional season ... pitched two or more innings in four outings.

Year	Team	W	L	ERA	G	GS	CG	SHO	GF	SV	IP	H	R	ER	HR	HB	BB	IBB	SO	WP	BK
2015	DSL Rockies	1	1	5.09	11	0	0	0	1	0	17.2	27	12	10	1	0	3	0	18	6	0
2016	DSL Rockies	4	0	2.02	34	0	0	0	30	22	35.2	27	10	8	0	0	11	1	29	6	0
2017	Grand Junction	0	0	3.41	18	0	0	0	2	0	29.0	30	16	11	2	2	13	0	33	5	1
2018	Grand Junction	0	0	3.07	28	0	0	0	26	19	29.1	26	13	10	1	2	9	0	39	8	1
2019	Asheville	6	4	2.48	52	0	0	0	41	14	58.0	54	23	16	5	1	17	1	69	6	2
2020	Did not pitch	-	-	-	-	-	-	-	-	-	-	-	-	-	-	-	-	-	-	-	-
<b>Minor League Totals</b>		<b>11</b>	<b>5</b>	<b>2.92</b>	<b>143</b>	<b>0</b>	<b>0</b>	<b>0</b>	<b>100</b>	<b>55</b>	<b>169.2</b>	<b>164</b>	<b>74</b>	<b>55</b>	<b>9</b>	<b>5</b>	<b>53</b>	<b>2</b>	<b>187</b>	<b>31</b>	<b>4</b>

## McLaughlin, Matt

## Infielder

HT: 6-1

WT: 185

B/T: R/R

Hometown: Mountain View, Calif.

Born: Feb. 2, 1996 in Mountain View, Calif.

School: Kansas

Obtained: Selected in the 12th round of the 2017 First-Year Player Draft.

2020: Did not play due to cancellation of the Minor League season ... 2019: Appeared in 110 games with High-A Lancaster, the third-most on the club ... ranked 10th in the California League in batting average (.279) and on-base percentage (.360) ... 2018: Split time between third base and second base ... his 98 total games were fifth-most on Low-A Asheville ... 2017: Started 51 games at shortstop for Short-Season Boise in his first professional season ... ranked second in the Northwest League with a .402 on-base percentage.

Year	Team	AVG	G	AB	R	H	2B	3B	HR	RBI	SAC	SF	HBP	BB	IBB	SO	SB	CS	GIDP	OBP	SLG
2017	Boise	.305	51	200	36	61	13	0	1	20	3	5	5	31	0	43	7	4	5	.402	.385
2018	Asheville	.263	98	350	35	92	23	2	4	48	6	2	10	31	0	65	8	13	4	.338	.374
2019	Lancaster	.279	110	398	55	111	20	2	1	42	4	3	4	48	0	95	12	7	1	.360	.347
2020	Did not play	-	-	-	-	-	-	-	-	-	-	-	-	-	-	-	-	-	-	-	-
<b>Minor League Totals</b>		<b>.278</b>	<b>259</b>	<b>948</b>	<b>126</b>	<b>264</b>	<b>56</b>	<b>4</b>	<b>6</b>	<b>110</b>	<b>13</b>	<b>10</b>	<b>19</b>	<b>110</b>	<b>0</b>	<b>203</b>	<b>27</b>	<b>24</b>	<b>10</b>	<b>.362</b>	<b>.365</b>

## McMahon, Chris

## Right-Handed Pitcher

HT: 6-2

WT: 217

B/T: R/R

Hometown: West Palm Beach, Fla.

Born: Feb. 4, 1999 in West Chester, Pa.

School: Miami

Obtained: Selected in the second round of the 2020 First-Year Player Draft.

2020: Did not play due to cancellation of the Minor League season.

Year	Team	W	L	ERA	G	GS	CG	SHO	GF	SV	IP	H	R	ER	HR	HB	BB	IBB	SO	WP	BK
2020	Did not pitch	-	-	-	-	-	-	-	-	-	-	-	-	-	-	-	-	-	-	-	-
<b>Minor League Totals</b>		<b>-</b>	<b>-</b>	<b>-</b>	<b>-</b>	<b>-</b>	<b>-</b>	<b>-</b>	<b>-</b>	<b>-</b>	<b>-</b>	<b>-</b>	<b>-</b>	<b>-</b>	<b>-</b>	<b>-</b>	<b>-</b>	<b>-</b>	<b>-</b>	<b>-</b>	<b>-</b>

## Mejia, Juan

## Right-Handed Pitcher

HT: 6-1

WT: 180

B/T: R/R

Hometown: Santo Domingo, D.R.

Born: July 4, 2000 in Santo Domingo, D.R.

School: N/A

Obtained: Signed as a non-drafted international free agent, May 5, 2017.

2020: Did not play due to cancellation of the Minor League season ... 2019: Made 24 relief appearances for Rookie Level Grand Junction, tied for the second-most in the Pioneer League ... finished the season as the club's closer, saving four games in four opportunities ... 2018: Made 13 combined starts with the Rockies' DSL teams, going 3-5 with a 5.43 ERA (58.0 IP, 35 ER) ... 2017: Made 15 relief appearances and one start with the DSL Rockies in his first professional season ... start came in his last appearance of the season, allowing one run in a season-high five innings pitched.

Year	Team	W	L	ERA	G	GS	CG	SHO	GF	SV	IP	H	R	ER	HR	HB	BB	IBB	SO	WP	BK
2017	DSL Rockies	3	1	2.84	16	1	0	0	4	0	31.2	24	19	10	3	1	11	0	27	9	3
2018	DSL Rockies	2	4	4.67	9	9	1	0	0	0	44.1	51	32	23	3	2	15	0	48	5	1
	DSL Colorado	1	1	7.90	4	4	0	0	0	0	13.2	18	13	12	2	0	7	0	13	4	0
2019	Grand Junction	0	0	2.83	24	0	0	0	9	4	28.2	16	11	9	2	6	15	0	28	5	0
2020	Did not pitch	-	-	-	-	-	-	-	-	-	-	-	-	-	-	-	-	-	-	-	-
<b>Minor League Totals</b>		<b>6</b>	<b>6</b>	<b>4.11</b>	<b>53</b>	<b>14</b>	<b>1</b>	<b>0</b>	<b>13</b>	<b>4</b>	<b>118.1</b>	<b>109</b>	<b>75</b>	<b>54</b>	<b>10</b>	<b>9</b>	<b>48</b>	<b>0</b>	<b>116</b>	<b>23</b>	<b>4</b>



## Melendez, Manuel

## Outfielder

HT: 5-11

WT: 165

B/T: L/L

Hometown: Carora, Venezuela

Born: Jan. 10, 1997 in Barquisimeto, Venezuela

School: N/A

**Obtained:** Signed as a non-drafted international free agent, Jan. 6, 2014.

**2020:** Did not play due to cancellation of the Minor League season ... **2019:** Played in a career-high 128 games ... tied for the team lead with 60 runs scored and ranked first on the club, fourth in the league, with 129 hits ... **2018:** Set career highs in hits, triples and RBI ... ranked fourth in the California League in hits and fifth in runs scored ... **2017:** Ranked third in the South Atlantic League with 78 runs scored, tied for fourth with 32 stolen bases and tied for seventh in the league with 130 hits ... was named the SAL Player of the Week May 29-June 4 after batting .484 with two home runs and seven RBI in seven games ... **2016:** Appeared in 60 games for Rookie Level Grand Junction, the second-most games played on the club ... 24 stolen bases led the club and were tied for third-most in the Pioneer League ... **2015:** Led the DSL Rockies in hits (71), triples (seven) and stolen bases (15) ... **2014:** Was a starting outfielder for the DSL Rockies in his first professional season ... started 38 games in center field, 23 in left field ... his 18 walks were second-most on the club.

Year	Team	AVG	G	AB	R	H	2B	3B	HR	RBI	SAC	SF	HBP	BB	IBB	SO	SB	CS	GIDP	OBP	SLG
2014	DSL Rockies	.227	64	233	25	53	9	2	1	16	5	2	5	18	0	33	11	7	2	.295	.296
2015	DSL Rockies	.267	65	266	37	71	12	7	1	31	4	2	9	23	3	32	15	13	4	.343	.376
2016	Grand Junction	.294	60	265	53	78	10	3	7	33	4	2	7	11	0	42	24	6	5	.337	.434
2017	Asheville	.266	115	488	78	130	21	4	11	59	7	2	8	10	0	84	32	11	3	.291	.393
2018	Lancaster	.291	119	499	76	145	18	11	5	66	8	4	5	25	0	81	17	16	8	.328	.401
2019	Hartford	.258	128	500	60	129	22	2	6	47	8	3	5	20	2	57	18	9	8	.292	.346
2020	Did not play	-	-	-	-	-	-	-	-	-	-	-	-	-	-	-	-	-	-	-	-
<b>Minor League Totals</b>		<b>.269</b>	<b>551</b>	<b>2251</b>	<b>329</b>	<b>606</b>	<b>92</b>	<b>29</b>	<b>31</b>	<b>252</b>	<b>36</b>	<b>15</b>	<b>39</b>	<b>107</b>	<b>5</b>	<b>329</b>	<b>117</b>	<b>62</b>	<b>30</b>	<b>.312</b>	<b>.377</b>

## Mendez, Victor

## Left-Handed Pitcher

HT: 6-4

WT: 177

B/T: L/L

Hometown: Puerto Plata, D.R.

Born: May 8, 2000 in Puerto Plata, D.R.

School: N/A

**Obtained:** Signed as a non-drafted international free agent, Sept. 29, 2017

**2020:** Did not play due to cancellation of the Minor League season ... **2019:** Led DSL Colorado with five wins, all in relief ... pitched two or more innings in 15 appearances ... **2018:** Made 18 relief appearances with the DSL Rockies in his first professional season ... tossed more than one inning in 15 of his 18 appearances.

Year	Team	W	L	ERA	G	GS	CG	SHO	GF	SV	IP	H	R	ER	HR	HB	BB	IBB	SO	WP	BK
2018	DSL Rockies	0	3	5.40	18	0	0	0	6	0	36.2	37	31	22	3	4	20	0	39	7	0
2019	DSL Colorado	5	1	2.68	18	0	0	0	5	0	43.2	35	17	13	2	5	17	1	55	10	0
2020	Did not pitch	-	-	-	-	-	-	-	-	-	-	-	-	-	-	-	-	-	-	-	-
<b>Minor League Totals</b>		<b>5</b>	<b>4</b>	<b>3.92</b>	<b>36</b>	<b>0</b>	<b>0</b>	<b>0</b>	<b>11</b>	<b>0</b>	<b>80.1</b>	<b>72</b>	<b>48</b>	<b>35</b>	<b>5</b>	<b>9</b>	<b>37</b>	<b>1</b>	<b>94</b>	<b>17</b>	<b>0</b>

## Mendoza, Robert

## Catcher

HT: 6-0

WT: 175

B/T: S/R

Hometown: Bejuma, Venezuela

Born: Oct. 9, 2001 in Bejuma, Venezuela

School: N/A

**Obtained:** Signed as a non-drafted international free agent, July 2, 2018.

**2020:** Did not play due to cancellation of the Minor League season ... **2019:** Started 37 games at catcher for DSL Colorado ... threw out 32 of 84 attempted base stealers, a 38% caught stealing percentage.

Year	Team	AVG	G	AB	R	H	2B	3B	HR	RBI	SAC	SF	HBP	BB	IBB	SO	SB	CS	GIDP	OBP	SLG
2019	DSL Colorado	.214	40	130	14	28	2	0	0	12	0	3	1	23	1	39	4	3	0	.331	.231
2020	Did not play	-	-	-	-	-	-	-	-	-	-	-	-	-	-	-	-	-	-	-	-
<b>Minor League Totals</b>		<b>.214</b>	<b>40</b>	<b>130</b>	<b>14</b>	<b>28</b>	<b>2</b>	<b>0</b>	<b>0</b>	<b>12</b>	<b>0</b>	<b>3</b>	<b>1</b>	<b>23</b>	<b>1</b>	<b>39</b>	<b>4</b>	<b>3</b>	<b>0</b>	<b>.331</b>	<b>.231</b>

## Meyer, Ben

HT: 6-6

WT: 203

B/T: L/R

## Right-Handed Pitcher

Hometown: New Brighton, Minn.

School: Minnesota

Born: Jan. 30, 1993 in Minneapolis, Minn.

Obtained: Signed as a Minor League free agent, June 28, 2019.

2020: Did not play due to cancellation of the Minor League season ... **2019:** Made 14 starts with Triple-A New Orleans in the Miami organization before being released and signed by the Rockies in late June ... was assigned to Double-A Hartford and made four appearances, including one start, before finishing the season with Triple-A Albuquerque ... **2018:** Made his Major League debut with Miami on June 7 at St. Louis, tossing a scoreless innings ... appeared in 13 games with Miami across four stints ... **2017:** Combined to go 6-3 with one save and a 2.02 ERA (111.1 IP, 25 ER) in 32 games (12 starts) between Low-A Greensboro and High-A Jupiter ... promoted to Jupiter on May 25 and led the Florida State League in ERA and WHIP (0.93) and ranked second in strikeouts ... from the time of his promotion through the end of the season ... **2016:** Ranked second on the Greensboro pitching staff in appearances, innings pitched and strikeouts ... **2015:** Made his professional debut with the GCL Marlins ... made stops at three levels, going a combined 1-2 with two saves and a 2.75 ERA (35.0 IP, 10 ER) in 17 appearances ... **PERSONAL:** Originally selected by Miami in the 29th round of the 2015 First-Year Player Draft.

Year	Team	W	L	ERA	G	GS	CG	SHO	GF	SV	IP	H	R	ER	HR	HB	BB	IBB	SO	WP	BK
2015	GCL Marlins	0	0	0.00	4	0	0	0	2	2	7.0	2	0	0	0	1	1	0	8	1	0
	Greensboro	1	0	3.38	2	0	0	0	0	0	5.1	4	2	2	0	0	1	0	7	1	0
	Jupiter	0	2	3.18	11	0	0	0	2	0	22.2	23	9	8	0	2	12	2	15	2	0
2016	Greensboro	4	11	3.62	33	10	0	0	12	1	97.0	93	45	39	11	11	21	0	94	1	1
	Greensboro	2	0	2.15	12	0	0	0	1	0	29.1	22	9	7	3	4	6	0	40	3	0
2017	Jupiter	4	3	1.98	20	12	0	0	2	1	82.0	59	24	18	0	7	17	0	94	2	0
	New Orleans	5	4	4.24	15	11	0	0	0	0	63.2	67	36	30	4	3	19	0	49	7	0
2018	MIAMI	0	0	10.42	13	0	0	0	7	0	19.0	26	23	22	2	4	14	2	9	1	0
	New Orleans	3	5	7.43	14	14	0	0	0	0	63.0	67	53	52	14	9	39	0	63	1	0
2019	Hartford	1	1	9.00	4	1	0	0	0	0	8.0	11	9	8	6	2	4	0	9	0	0
	Albuquerque	0	1	7.59	3	3	0	0	0	0	10.2	15	9	9	2	1	4	0	13	1	0
2020	Did not pitch	-	-	-	-	-	-	-	-	-	-	-	-	-	-	-	-	-	-	-	-
<b>Minor League Totals</b>		<b>20</b>	<b>27</b>	<b>4.01</b>	<b>118</b>	<b>51</b>	<b>0</b>	<b>0</b>	<b>19</b>	<b>4</b>	<b>388.2</b>	<b>363</b>	<b>196</b>	<b>173</b>	<b>40</b>	<b>40</b>	<b>124</b>	<b>2</b>	<b>392</b>	<b>19</b>	<b>1</b>
<b>Major League Totals</b>		<b>0</b>	<b>0</b>	<b>10.42</b>	<b>13</b>	<b>0</b>	<b>0</b>	<b>0</b>	<b>7</b>	<b>0</b>	<b>19.0</b>	<b>26</b>	<b>23</b>	<b>22</b>	<b>2</b>	<b>4</b>	<b>14</b>	<b>2</b>	<b>9</b>	<b>1</b>	<b>0</b>

## Montano, Daniel

HT: 6-1

WT: 170

B/T: L/R

## Outfielder

Hometown: Maracay, Venezuela

School: N/A

Born: March 31, 1999 in Maracay, Venezuela

Obtained: Signed as a non-drafted international free agent, July 2, 2015.

2020: Did not play due to cancellation of the Minor League season ... **2019:** Recorded a career-high 30 doubles, eighth-most in the South Atlantic League ... **2018:** Promoted to Rookie Level Grand Junction after playing in 11 DSL games to begin the season ... was the club's starting center fielder and ranked second on the club with five triples ... **2017:** Named a *Baseball America* DSL All-Star in his second season with the DSL Rockies ... led the club in RBI and tied for the lead in doubles ... **2016:** Recorded nine home runs in his first professional season, tied for the second-most in the Dominican Summer League.

Year	Team	AVG	G	AB	R	H	2B	3B	HR	RBI	SAC	SF	HBP	BB	IBB	SO	SB	CS	GIDP	OBP	SLG
2016	DSL Rockies	.228	65	241	41	55	17	2	9	32	0	3	5	31	0	65	8	3	1	.325	.427
	DSL Rockies	.270	52	189	32	51	14	3	3	39	3	0	1	24	3	39	9	7	1	.355	.423
2018	DSL Colorado	.182	11	44	4	8	2	0	1	8	0	1	1	5	0	5	2	0	1	.275	.295
	Grand Junction	.279	62	240	32	67	15	5	4	29	1	1	1	21	0	57	9	5	1	.338	.433
2019	Asheville	.218	122	454	59	99	30	3	7	41	8	5	2	35	1	119	17	7	4	.274	.344
2020	Did not play	-	-	-	-	-	-	-	-	-	-	-	-	-	-	-	-	-	-	-	-
<b>Minor League Totals</b>		<b>.240</b>	<b>312</b>	<b>1168</b>	<b>168</b>	<b>280</b>	<b>78</b>	<b>13</b>	<b>24</b>	<b>149</b>	<b>12</b>	<b>10</b>	<b>10</b>	<b>116</b>	<b>4</b>	<b>285</b>	<b>45</b>	<b>22</b>	<b>8</b>	<b>.311</b>	<b>.390</b>

## Montes, Coco

HT: 6-1

WT: 175

B/T: R/R

Hometown: Miami, Fla.

School: South Florida

Born: Oct. 7, 1996 in Miami, Fla.

Obtained: Selected in the 15th round of the 2018 First-Year Player Draft.

2020: Did not play due to cancellation of the Minor League season ... **2019:** Led the South Atlantic League with 89 RBI ... also finished among league leaders in total bases (203, 5th), hits (129, T-5th), extra-base hits (45, T-6th) and doubles (29, 9th) ... **2018:** Named the Pioneer League MVP, the All-Star Game MVP, a Mid-Season and Post-Season All-Star and a MiLB.com Organization All-Star in his first professional season ... the shortstop finished second in the league in hits, tied for third in total bases (137) and sixth in batting average, OBP and runs scored ... recorded two five-hit games (June 22 & Aug. 29) and one multi-home run game July 31.

Year	Team	AVG	G	AB	R	H	2B	3B	HR	RBI	SAC	SF	HBP	BB	IBB	SO	SB	CS	GIDP	OBP	SLG
2018	Grand Junction	.333	69	267	55	89	18	3	8	42	0	4	4	35	0	69	8	6	2	.413	.513
2019	Asheville	.258	132	500	56	129	29	3	13	89	4	8	8	29	0	122	6	11	8	.305	.406
2020	Did not play	-	-	-	-	-	-	-	-	-	-	-	-	-	-	-	-	-	-	-	-
<b>Minor League Totals</b>		<b>.284</b>	<b>201</b>	<b>767</b>	<b>111</b>	<b>218</b>	<b>47</b>	<b>6</b>	<b>21</b>	<b>131</b>	<b>4</b>	<b>12</b>	<b>12</b>	<b>64</b>	<b>0</b>	<b>191</b>	<b>13</b>	<b>17</b>	<b>10</b>	<b>.344</b>	<b>.443</b>

## Morgan, Luke

## Outfielder

HT: 6-2

WT: 195

B/T: R/R

Hometown: Newnan, Ga.

Born: May 13, 1996 in New Lenox, Ill.

School: College of Charleston (S.C.)

Obtained: Selected in the 20th round of the 2018 First-Year Player Draft.

2020: Did not play due to cancellation of the Minor League season ... 2019: Split the season between Low-A Asheville and High-A Lancaster, batting .242 (80-for-330) across both levels ... 2018: Named a Northwest League Post-Season All-Star ... ranked tied for fourth in the league in hits, tied for seventh in doubles, eighth in batting average and tied for eighth in stolen bases.

Year	Team	AVG	G	AB	R	H	2B	3B	HR	RBI	SAC	SF	HBP	BB	IBB	SO	SB	CS	GDP	OBP	SLG
2018	Grand Junction	.312	67	260	46	81	17	7	4	39	1	2	3	24	0	60	16	3	6	.374	.477
2019	Asheville	.214	36	131	19	28	7	0	0	11	0	0	1	17	0	33	9	3	4	.309	.267
	Lancaster	.261	57	199	34	52	12	4	2	19	3	2	2	26	0	58	3	1	7	.349	.392
2020	Did not play	-	-	-	-	-	-	-	-	-	-	-	-	-	-	-	-	-	-	-	-
<b>Minor League Totals</b>		<b>.273</b>	<b>160</b>	<b>590</b>	<b>99</b>	<b>161</b>	<b>36</b>	<b>11</b>	<b>6</b>	<b>69</b>	<b>4</b>	<b>4</b>	<b>6</b>	<b>67</b>	<b>0</b>	<b>151</b>	<b>28</b>	<b>7</b>	<b>17</b>	<b>.351</b>	<b>.402</b>

## Moron, Wilny

## Right-Handed Pitcher

HT: 6-0

WT: 175

B/T: R/R

Hometown: Azua, D.R.

Born: Dec. 28, 2000 in Azua, D.R.

School: N/A

Obtained: Signed as a non-drafted international free agent, July 2, 2019.

2020: Did not play due to cancellation of the Minor League season ... 2019: Made 12 relief appearances with the DSL Rockies after signing with the Rockies in July.

Year	Team	W	L	ERA	G	GS	CG	SHO	GF	SV	IP	H	R	ER	HR	HB	BB	IBB	SO	WP	BK
2019	DSL Rockies	1	1	3.00	12	0	0	0	1	0	12.0	10	8	4	0	3	12	0	10	3	0
2020	Did not pitch	-	-	-	-	-	-	-	-	-	-	-	-	-	-	-	-	-	-	-	-
<b>Minor League Totals</b>		<b>1</b>	<b>1</b>	<b>3.00</b>	<b>12</b>	<b>0</b>	<b>0</b>	<b>0</b>	<b>1</b>	<b>0</b>	<b>12.0</b>	<b>10</b>	<b>8</b>	<b>4</b>	<b>0</b>	<b>3</b>	<b>12</b>	<b>0</b>	<b>10</b>	<b>3</b>	<b>0</b>

## Mota, Pedro

## Infielder

HT: 6-1

WT: 160

B/T: R/R

Hometown: Quisqueya, D.R.

Born: Sept. 24, 2001 in Quisqueya, D.R.

School: N/A

Obtained: Signed as a non-drafted international free agent, July 2, 2018.

2020: Did not play due to cancellation of the Minor League season ... 2019: Appeared in 62 games in the Dominican Summer League ... saw time at all four infield positions but primarily played shortstop (31 starts).

Year	Team	AVG	G	AB	R	H	2B	3B	HR	RBI	SAC	SF	HBP	BB	IBB	SO	SB	CS	GDP	OBP	SLG
2019	DSL Colorado	.266	37	128	22	34	11	2	2	18	3	2	5	23	0	29	10	3	1	.392	.430
	DSL Rockies	.180	25	89	12	16	3	0	0	8	0	1	10	6	0	22	3	3	0	.302	.213
2020	Did not play	-	-	-	-	-	-	-	-	-	-	-	-	-	-	-	-	-	-	-	-
<b>Minor League Totals</b>		<b>.230</b>	<b>62</b>	<b>217</b>	<b>34</b>	<b>50</b>	<b>14</b>	<b>2</b>	<b>2</b>	<b>26</b>	<b>3</b>	<b>3</b>	<b>15</b>	<b>29</b>	<b>0</b>	<b>51</b>	<b>13</b>	<b>6</b>	<b>1</b>	<b>.356</b>	<b>.341</b>

## Moya, Ever

## Left-Handed Pitcher

HT: 6-4

WT: 150

B/T: L/L

Hometown: Panama City, Panama

Born: May 25, 1999 in Panama City, Panama

School: N/A

Obtained: Signed as a non-drafted international free agent, July 2, 2015.

2020: Did not play due to cancellation of the Minor League season ... 2019: His 23 relief appearances with Rookie Level Grand Junction were the most by any left-hander on the club ... 2018: Made 16 relief appearances and two starts with the DSL Rockies ... his 41.2 innings pitched were the most among pitchers used primarily as relievers ... 2017: Made 12 starts and one relief appearance for the DSL Rockies, the second-most starts on the club ... tossed seven shutout innings in his third start of the season, June 20 vs. the DSL Phillies ... 2016: Made 11 starts for the DSL Rockies in his first professional season, the second-most on the club.

Year	Team	W	L	ERA	G	GS	CG	SHO	GF	SV	IP	H	R	ER	HR	HB	BB	IBB	SO	WP	BK
2016	DSL Rockies	0	2	3.58	11	11	0	0	0	0	32.2	35	19	13	1	2	15	0	27	9	1
2017	DSL Rockies	1	3	5.58	13	12	0	0	0	0	50.0	58	36	31	2	7	19	0	33	11	0
2018	DSL Rockies	2	2	5.18	18	2	0	0	6	1	41.2	50	30	24	2	5	11	0	43	6	2
2019	Grand Junction	1	1	3.99	23	0	0	0	3	1	29.1	23	14	13	1	2	17	0	43	9	0
2020	Did not pitch	-	-	-	-	-	-	-	-	-	-	-	-	-	-	-	-	-	-	-	-
<b>Minor League Totals</b>		<b>4</b>	<b>8</b>	<b>4.74</b>	<b>65</b>	<b>25</b>	<b>0</b>	<b>0</b>	<b>9</b>	<b>2</b>	<b>153.2</b>	<b>166</b>	<b>99</b>	<b>81</b>	<b>6</b>	<b>16</b>	<b>62</b>	<b>0</b>	<b>146</b>	<b>35</b>	<b>3</b>

## Navarro, Cristopher

**Infielder**

HT: 6-0

WT: 152

B/T: R/R

Hometown: San Pedro de Macoris, D.R.

Born: June 14, 1999 in San Pedro de Macoris, D.R.

School: N/A

Obtained: Signed as a non-drafted international free agent, July 3, 2015.

2020: Did not play due to cancellation of the Minor League season ... 2019: Batted a career high .290 (54-for-186) in 55 games between Rookie Level Grand Junction and Low-A Asheville ... 2018: Was the starting shortstop for Rookie Level Grand Junction ... hit his first career home run June 18 vs. Orem ... 2017: Split time between shortstop and second base in his second season with the DSL Rockies ... his 60 hits tied for the second-most on the club ... 2016: Started 40 games at shortstop, two games at third base and two games at second base for the DSL Rockies in his first professional season ... 2015: Signed for next season.

Year	Team	AVG	G	AB	R	H	2B	3B	HR	RBI	SAC	SF	HBP	BB	IBB	SO	SB	CS	GDP	OBP	SLG
2016	DSL Rockies	.253	47	154	19	39	4	0	0	15	3	2	2	13	0	34	4	4	2	.316	.279
2017	DSL Rockies	.280	59	214	33	60	10	1	0	28	9	1	2	23	2	29	5	10	1	.354	.336
2018	Grand Junction	.217	65	244	30	53	11	1	1	23	2	0	2	18	0	28	7	6	8	.277	.283
2019	Grand Junction	.302	38	139	24	42	7	0	1	16	1	2	2	11	0	19	5	2	6	.357	.374
	Asheville	.255	17	47	5	12	1	0	0	6	3	2	1	3	0	7	1	1	1	.302	.277
2020	Did not play	-	-	-	-	-	-	-	-	-	-	-	-	-	-	-	-	-	-	-	-
<b>Minor League Totals</b>		<b>.258</b>	<b>226</b>	<b>798</b>	<b>111</b>	<b>206</b>	<b>33</b>	<b>2</b>	<b>2</b>	<b>88</b>	<b>18</b>	<b>7</b>	<b>9</b>	<b>68</b>	<b>2</b>	<b>117</b>	<b>22</b>	<b>22</b>	<b>18</b>	<b>.321</b>	<b>.312</b>

## Nikorak, Mike

**Right-Handed Pitcher**

HT: 6-5

WT: 205

B/T: R/R

Hometown: Stroudsburg, Pa.

Born: Sept. 16, 1996 in Stroudsburg, Pa.

School: Stroudsburg (Pa.) HS

Obtained: Selected in the first round (27th overall) of the 2015 First-Year Player Draft.

2020: Did not play due to cancellation of the Minor League season ... 2019: Made 16 relief appearances with Low-A Asheville ... scored upon in seven appearances ... 2018: Made two starts and seven relief appearances with Short-Season Boise after missing the 2017 season due to Tommy John surgery ... 2017: Did not pitch due to injury ... 2016: Recorded his first professional win June 25 vs. Idaho Falls ... went 1-0 with a 1.17 ERA (15.1 IP, 2 ER) in three starts at home ... 2015: Made eight starts for Rookie Level Grand Junction in his first professional season ... pitched a season-high three innings on two different occasions.

Year	Team	W	L	ERA	G	GS	CG	SHO	GF	SV	IP	H	R	ER	HR	HB	BB	IBB	SO	WP	BK
2015	Grand Junction	0	4	11.72	8	8	0	0	0	0	17.2	26	28	23	1	2	32	0	14	7	0
2016	Grand Junction	1	0	3.68	7	7	0	0	0	0	29.1	33	16	12	2	1	19	0	20	5	0
2017	Did not pitch	-	-	-	-	-	-	-	-	-	-	-	-	-	-	-	-	-	-	-	-
2018	Boise	0	0	4.32	9	2	0	0	0	0	8.1	7	4	4	0	0	11	0	10	3	0
2019	Asheville	0	0	9.69	16	0	0	0	5	0	13.0	14	17	14	1	1	20	0	13	7	0
2020	Did not pitch	-	-	-	-	-	-	-	-	-	-	-	-	-	-	-	-	-	-	-	-
<b>Minor League Totals</b>		<b>1</b>	<b>4</b>	<b>6.98</b>	<b>40</b>	<b>17</b>	<b>0</b>	<b>0</b>	<b>5</b>	<b>0</b>	<b>68.1</b>	<b>80</b>	<b>65</b>	<b>53</b>	<b>4</b>	<b>4</b>	<b>82</b>	<b>0</b>	<b>57</b>	<b>22</b>	<b>0</b>

## Novas, Ronny

**Outfielder**

HT: 5-10

WT: 165

B/T: L/R

Hometown: Santo Domingo, D.R.

Born: Nov. 20, 2000 in Santo Domingo, D.R.

School: N/A

Obtained: Signed as a non-drafted international free agent, May 18, 2019.

2020: Did not play due to cancellation of the Minor League season ... 2019: Led the DSL Rockies in hits, walks, runs and on-base percentage in his first professional season.

Year	Team	AVG	G	AB	R	H	2B	3B	HR	RBI	SAC	SF	HBP	BB	IBB	SO	SB	CS	GDP	OBP	SLG
2019	DSL Rockies	.303	61	234	49	71	6	2	0	29	3	1	3	34	0	48	22	15	0	.397	.346
2020	Did not play	-	-	-	-	-	-	-	-	-	-	-	-	-	-	-	-	-	-	-	-
<b>Minor League Totals</b>		<b>.303</b>	<b>61</b>	<b>234</b>	<b>49</b>	<b>71</b>	<b>6</b>	<b>2</b>	<b>0</b>	<b>29</b>	<b>3</b>	<b>1</b>	<b>3</b>	<b>34</b>	<b>0</b>	<b>48</b>	<b>22</b>	<b>15</b>	<b>0</b>	<b>.397</b>	<b>.346</b>

## Oferman, Justin

**Infielder**

HT: 5-10

WT: 145

B/T: S/R

Hometown: San Pedro de Macoris, D.R.

Born: Jan. 12, 2001 in San Pedro de Macoris, D.R.

School: N/A

Obtained: Signed as a non-drafted international free agent, April 10, 2018.

2020: Did not play due to cancellation of the Minor League season ... 2019: Split time between second base, third base and shortstop with DSL Colorado ... 2018: Started 26 games at shortstop and 14 games at second base with the DSL Rockies.

Year	Team	AVG	G	AB	R	H	2B	3B	HR	RBI	SAC	SF	HBP	BB	IBB	SO	SB	CS	GDP	OBP	SLG
2018	DSL Rockies	.169	48	154	22	26	5	0	0	12	2	1	1	30	0	52	7	5	1	.306	.201
2019	DSL Colorado	.262	36	107	17	28	4	2	1	19	1	0	1	21	0	23	5	6	1	.388	.364
2020	Did not play	-	-	-	-	-	-	-	-	-	-	-	-	-	-	-	-	-	-	-	-
<b>Minor League Totals</b>		<b>.207</b>	<b>84</b>	<b>261</b>	<b>39</b>	<b>54</b>	<b>9</b>	<b>2</b>	<b>1</b>	<b>31</b>	<b>3</b>	<b>1</b>	<b>2</b>	<b>51</b>	<b>0</b>	<b>75</b>	<b>12</b>	<b>11</b>	<b>2</b>	<b>.340</b>	<b>.268</b>

## Oliveras, Manuel

## Right-Handed Pitcher

HT: 5-11

WT: 145

B/T: R/R

Hometown: Valencia, Venezuela

Born: Dec. 4, 2001 in Valencia, Venezuela

School: N/A

Obtained: Signed as a non-drafted international free agent, July 20, 2018.

2020: Did not play due to cancellation of the Minor League season ... 2019: Combined to make eight starts and six relief appearances between the DSL Rockies and DSL Colorado ... allowed two or more runs two times.

Year	Team	W	L	ERA	G	GS	CG	SHO	GF	SV	IP	H	R	ER	HR	HB	BB	IBB	SO	WP	BK
2019	DSL Colorado	1	0	1.88	9	4	0	0	1	0	24.0	23	7	5	1	1	6	0	12	5	1
	DSL Rockies	2	1	3.20	5	4	0	0	0	0	19.2	17	8	7	3	2	4	0	13	1	0
2020	Did not pitch	-	-	-	-	-	-	-	-	-	-	-	-	-	-	-	-	-	-	-	-
<b>Minor League Totals</b>		<b>3</b>	<b>1</b>	<b>2.47</b>	<b>14</b>	<b>8</b>	<b>0</b>	<b>0</b>	<b>1</b>	<b>0</b>	<b>43.2</b>	<b>40</b>	<b>15</b>	<b>12</b>	<b>4</b>	<b>3</b>	<b>10</b>	<b>0</b>	<b>25</b>	<b>6</b>	<b>1</b>

## Ordonez, Jesus

## Catcher

HT: 5-8

WT: 180

B/T: R/R

Hometown: Coro, Venezuela

Born: Dec. 12, 1999 in Coro, Venezuela

School: N/A

Obtained: Signed as a non-drafted international free agent, June 21, 2019.

2020: Did not play due to cancellation of the Minor League season ... 2019: Led the DSL Rockies in batting average after being signed in June ... hit .419 (26-for-62) in 16 games in August.

Year	Team	AVG	G	AB	R	H	2B	3B	HR	RBI	SAC	SF	HBP	BB	IBB	SO	SB	CS	GIDP	OBP	SLG
2019	DSL Rockies	.367	34	128	26	47	6	1	2	27	0	5	5	12	1	15	1	3	3	.427	.477
2020	Did not play	-	-	-	-	-	-	-	-	-	-	-	-	-	-	-	-	-	-	-	-
<b>Minor League Totals</b>		<b>.367</b>	<b>34</b>	<b>128</b>	<b>26</b>	<b>47</b>	<b>6</b>	<b>1</b>	<b>2</b>	<b>27</b>	<b>0</b>	<b>5</b>	<b>5</b>	<b>12</b>	<b>1</b>	<b>15</b>	<b>1</b>	<b>3</b>	<b>3</b>	<b>.427</b>	<b>.477</b>

## Ortiz, Francisco

## Catcher/Infielder

HT: 6-0

WT: 160

B/T: R/R

Hometown: Caracas, Venezuela

Born: Sept. 15, 1999 in Caracas, Venezuela

School: N/A

Obtained: Signed as a non-drafted international free agent, March 15, 2017.

2020: Did not play due to cancellation of the Minor League season ... 2019: Appeared in 46 games with DSL Colorado ... hit his first career home run July 4 vs. the DSL Royals2 ... 2018: Split time between catcher and first base ... threw out 11 of 27 runners attempted base stealers ... 2017: Started 27 games at first base and 24 games at catcher in his first professional season ... 14 doubles tied for the most on the club.

Year	Team	AVG	G	AB	R	H	2B	3B	HR	RBI	SAC	SF	HBP	BB	IBB	SO	SB	CS	GIDP	OBP	SLG
2017	DSL Rockies	.224	58	192	26	43	14	0	0	17	2	3	3	22	0	28	3	3	5	.309	.297
2018	DSL Colorado	.203	42	128	16	26	3	1	0	14	1	1	3	29	0	31	2	6	3	.360	.242
2019	DSL Colorado	.246	46	142	22	35	6	0	2	17	0	4	17	0	23	2	4	5	.344	.331	
2020	Did not play	-	-	-	-	-	-	-	-	-	-	-	-	-	-	-	-	-	-	-	-
<b>Minor League Totals</b>		<b>.225</b>	<b>146</b>	<b>462</b>	<b>64</b>	<b>104</b>	<b>23</b>	<b>1</b>	<b>2</b>	<b>48</b>	<b>3</b>	<b>4</b>	<b>10</b>	<b>68</b>	<b>0</b>	<b>82</b>	<b>7</b>	<b>13</b>	<b>13</b>	<b>.335</b>	<b>.292</b>

## Palma, Francisco

## Outfielder

HT: 5-11

WT: 165

B/T: L/L

Hometown: Villa de Cura, Venezuela

Born: July 4, 2001 in Villa de Cura, Venezuela

School: N/A

Obtained: Signed as a non-drafted international free agent on July 4, 2017.

2020: Did not play due to cancellation of the Minor League season ... 2019: Appeared in 70 games with DSL Colorado, the second-most games played in the Dominican Summer League ... 2018: Was the starting center fielder for the DSL Rockies ... his .304 batting average and 12 doubles were each second-best on the club.

Year	Team	AVG	G	AB	R	H	2B	3B	HR	RBI	SAC	SF	HBP	BB	IBB	SO	SB	CS	GIDP	OBP	SLG
2018	DSL Rockies	.304	55	184	21	56	12	3	2	13	3	0	1	15	0	31	6	4	1	.360	.435
2019	DSL Colorado	.270	70	252	38	68	15	3	3	40	1	6	3	34	0	47	22	17	2	.356	.389
2020	Did not play	-	-	-	-	-	-	-	-	-	-	-	-	-	-	-	-	-	-	-	-
<b>Minor League Totals</b>		<b>.284</b>	<b>125</b>	<b>436</b>	<b>59</b>	<b>124</b>	<b>27</b>	<b>6</b>	<b>5</b>	<b>53</b>	<b>4</b>	<b>6</b>	<b>4</b>	<b>49</b>	<b>0</b>	<b>78</b>	<b>28</b>	<b>21</b>	<b>3</b>	<b>.358</b>	<b>.408</b>

## Palma, Ronaiker

## Catcher

HT: 5-9

WT: 161

B/T: R/R

Hometown: Petare, Venezuela

Born: Jan. 2, 2000 in Petare, Venezuela

School: N/A

Obtained: Signed as a non-drafted international free agent on Dec. 7, 2017.

2020: Did not play due to cancellation of the Minor League season ... 2019: Started 40 games at catcher for Rookie Level Grand Junction ... recorded a 54% caught stealing percentage (25 CS, 21 SB) ... 2018: Named a DSL Mid-Season All-Star ... ranked fourth in the league with a .340 batting average ... recorded a hit in each of his first 10 professional games.

Year	Team	AVG	G	AB	R	H	2B	3B	HR	RBI	SAC	SF	HBP	BB	IBB	SO	SB	CS	GIDP	OBP	SLG
2018	DSL Rockies	.350	33	123	15	43	5	1	1	19	0	2	2	6	0	9	5	7	4	.383	.431
	DSL Colorado	.324	18	68	10	22	1	0	0	14	1	2	1	6	0	4	4	2	2	.377	.338
2019	Grand Junction	.218	44	156	15	34	6	1	0	17	3	0	2	7	0	17	0	2	4	.261	.269
2020	Did not play	-	-	-	-	-	-	-	-	-	-	-	-	-	-	-	-	-	-	-	-
<b>Minor League Totals</b>		<b>.285</b>	<b>95</b>	<b>347</b>	<b>40</b>	<b>99</b>	<b>12</b>	<b>2</b>	<b>1</b>	<b>50</b>	<b>4</b>	<b>4</b>	<b>5</b>	<b>19</b>	<b>0</b>	<b>30</b>	<b>9</b>	<b>11</b>	<b>10</b>	<b>.328</b>	<b>.340</b>

## Pena, Yolki

## Outfielder

HT: 6-2 WT: 165 B/T: L/L Hometown: San Pedro De Macoris, D.R. School: N/A

Born: March 30, 2000 in San Pedro De Macoris, D.R.

Obtained: Signed as a non-drafted international free agent, July 2, 2016.

2020: Did not play due to cancellation of the Minor League season ... 2019: Recorded a career high three home runs in 36 games with Grand Junction, with all three coming in July ... 2018: Posted a .467 on-base percentage, the second-highest in the Dominican Summer League ... 2017: Played in 62 games for the DSL Rockies, second-most on the club ... led the club in hits, runs scored and total bases (82) ... 2016: Signed for 2017 season.

Year	Team	AVG	G	AB	R	H	2B	3B	HR	RBI	SAC	SF	HBP	BB	IBB	SO	SB	CS	GDP	OBP	SLG
2017	DSL Rockies	.302	62	212	36	64	8	2	2	32	1	4	2	40	0	34	3	4	2	.411	.387
2018	DSL Colorado	.257	49	148	41	38	12	6	1	27	0	2	2	58	2	34	20	4	0	.467	.439
2019	Grand Junction	.244	36	123	20	30	5	1	3	14	1	1	2	17	1	45	1	0	0	.343	.374
2020	Did not play	-	-	-	-	-	-	-	-	-	-	-	-	-	-	-	-	-	-	-	-
<b>Minor League Totals</b>		<b>.283</b>	<b>111</b>	<b>360</b>	<b>77</b>	<b>102</b>	<b>20</b>	<b>8</b>	<b>3</b>	<b>59</b>	<b>1</b>	<b>6</b>	<b>4</b>	<b>98</b>	<b>2</b>	<b>68</b>	<b>23</b>	<b>8</b>	<b>2</b>	<b>.436</b>	<b>.408</b>

## Perdomo, Alan

## Right-Handed Pitcher

HT: 6-4 WT: 150 B/T: R/R Hometown: Santo Domingo, D.R. School: N/A

Born: Aug. 24, 2001 in Santo Domingo, D.R.

Obtained: Signed as a non-drafted international free agent on Dec. 7, 2017.

2020: Did not play due to cancellation of the Minor League season ... 2019: Led DSL Colorado with 12 starts and 58.0 innings pitched ... 2018: Made eight relief appearances and four starts for the DSL Rockies in his first professional season.

Year	Team	W	L	ERA	G	GS	CG	SHO	GF	SV	IP	H	R	ER	HR	HB	BB	IBB	SO	WP	BK
2018	DSL Rockies	0	1	6.99	12	4	0	0	3	0	28.1	39	27	22	4	3	13	1	17	2	1
2019	DSL Colorado	3	5	2.95	12	12	0	0	0	0	58.0	56	29	19	7	2	11	0	44	2	2
2020	Did not pitch	-	-	-	-	-	-	-	-	-	-	-	-	-	-	-	-	-	-	-	-
<b>Minor League Totals</b>		<b>3</b>	<b>6</b>	<b>4.27</b>	<b>24</b>	<b>16</b>	<b>0</b>	<b>0</b>	<b>3</b>	<b>0</b>	<b>86.1</b>	<b>95</b>	<b>56</b>	<b>41</b>	<b>11</b>	<b>5</b>	<b>24</b>	<b>1</b>	<b>61</b>	<b>4</b>	<b>3</b>

## Pereira, Ronald

## Right-Handed Pitcher

HT: 6-2 WT: 160 B/T: R/R Hometown: Maracay, Venezuela School: N/A

Born: Nov. 15, 2001 in Maracay, Venezuela

Obtained: Signed as a non-drafted international free agent on July 2, 2018.

2020: Did not play due to cancellation of the Minor League season ... 2019: Made 10 relief appearances and five starts with DSL Colorado in his first professional season.

Year	Team	W	L	ERA	G	GS	CG	SHO	GF	SV	IP	H	R	ER	HR	HB	BB	IBB	SO	WP	BK
2019	DSL Colorado	2	1	4.57	15	5	0	0	0	0	41.1	47	21	21	5	4	11	0	47	3	1
2020	Did not pitch	-	-	-	-	-	-	-	-	-	-	-	-	-	-	-	-	-	-	-	-
<b>Minor League Totals</b>		<b>2</b>	<b>1</b>	<b>4.57</b>	<b>15</b>	<b>5</b>	<b>0</b>	<b>0</b>	<b>0</b>	<b>0</b>	<b>41.1</b>	<b>47</b>	<b>21</b>	<b>21</b>	<b>5</b>	<b>4</b>	<b>11</b>	<b>0</b>	<b>47</b>	<b>3</b>	<b>1</b>

## Perez, Carlos

## Right-Handed Pitcher

HT: 6-3 WT: 161 B/T: R/R Hometown: Maracay, Venezuela School: N/A

Born: July 17, 2001 in Maracay, Venezuela

Obtained: Signed as a non-drafted international free agent on Dec. 5, 2017.

2020: Did not play due to cancellation of the Minor League season ... 2019: Made nine starts and five relief appearances for the DSL Rockies ... did not allow a run in five relief appearances (7.1 innings) ... ended the season with three consecutive quality starts ... 2018: Went 2-0 with a 2.16 ERA in six starts and 4-0 with a 1.08 ERA in eight relief appearances with DSL Colorado.

Year	Team	W	L	ERA	G	GS	CG	SHO	GF	SV	IP	H	R	ER	HR	HB	BB	IBB	SO	WP	BK
2018	DSL Colorado	6	0	1.73	14	6	0	0	3	0	41.2	33	13	8	0	1	10	0	40	2	0
2019	DSL Rockies	5	1	0.86	14	9	0	0	0	0	52.1	25	5	5	1	0	14	0	48	3	0
2020	Did not pitch	-	-	-	-	-	-	-	-	-	-	-	-	-	-	-	-	-	-	-	-
<b>Minor League Totals</b>		<b>11</b>	<b>1</b>	<b>1.24</b>	<b>28</b>	<b>15</b>	<b>0</b>	<b>0</b>	<b>3</b>	<b>0</b>	<b>94.0</b>	<b>58</b>	<b>18</b>	<b>13</b>	<b>1</b>	<b>1</b>	<b>24</b>	<b>0</b>	<b>88</b>	<b>5</b>	<b>0</b>

## Perez, Jean

## Infielder

HT: 5-10 WT: 178 B/T: R/R Hometown: Santo Domingo, D.R. School: N/A

Born: July 20, 2001 in Santo Domingo, D.R.

Obtained: Signed as a non-drafted international free agent, July 1, 2019

2020: Did not play due to cancellation of the Minor League season ... 2019: Appeared in 31 games with DSL Colorado in his first season, 24 as the starting second baseman.

Year	Team	AVG	G	AB	R	H	2B	3B	HR	RBI	SAC	SF	HBP	BB	IBB	SO	SB	CS	GDP	OBP	SLG
2019	DSL Colorado	.286	31	126	24	36	6	2	0	14	0	2	7	4	0	27	7	4	2	.338	.365
2020	Did not play	-	-	-	-	-	-	-	-	-	-	-	-	-	-	-	-	-	-	-	-
<b>Minor League Totals</b>		<b>.286</b>	<b>31</b>	<b>126</b>	<b>24</b>	<b>36</b>	<b>6</b>	<b>2</b>	<b>0</b>	<b>14</b>	<b>0</b>	<b>2</b>	<b>7</b>	<b>4</b>	<b>0</b>	<b>27</b>	<b>7</b>	<b>4</b>	<b>2</b>	<b>.338</b>	<b>.365</b>



## Petersen, Michael

## Right-Handed Pitcher

HT: 6-7

WT: 195

B/T: R/R

Hometown: Campbell, Calif.

Born: May 16, 1994 in Middlesex, United Kingdom

School: Riverside City College (Calif.)

**Obtained:** Selected in the Minor League phase of the 2019 Rule 5 Draft from Milwaukee.

**2020:** Did not play due to cancellation of the Minor League season ... **2019:** Made a career-high 41 relief appearances with High-A Carolina in the Milwaukee organization ... ranked tied for sixth in the Carolina League in appearances ... pitched two or more innings in 10 appearances ... **2018:** Made 32 relief appearances for Low-A Wisconsin in his first season as a full-time reliever ...

**2017:** Went 1-3 with a 6.41 ERA (46.1 IP, 33 ER) in nine starts and six relief appearances ... went 1-2 with a 4.58 ERA (37.1 IP, 19 ER) as a starter ... **2016:** Made five starts and five relief appearances with Rookie Level Helena ... **2015:** Went 1-0 with a 1.35 ERA with Helena in his first professional experience ... **PERSONAL:** Originally selected by Milwaukee in the 17th round of the 2015 First-Year Player Draft.

Year	Team	W	L	ERA	G	GS	CG	SHO	GF	SV	IP	H	R	ER	HR	HB	BB	IBB	SO	WP	BK
2015	AZL Brewers	1	0	1.35	4	3	0	0	0	0	6.2	3	2	1	0	1	2	0	5	2	0
2016	Helena	1	3	7.71	10	5	0	0	1	0	23.1	41	24	20	4	7	13	0	19	2	1
2017	Helena	1	3	6.41	15	9	0	0	1	0	46.1	51	36	33	5	8	31	0	48	5	1
2018	Wisconsin	2	1	3.46	32	0	0	0	9	4	67.2	61	28	26	5	7	25	2	62	4	0
2019	Carolina	1	2	3.00	41	0	0	0	17	2	54.0	35	19	18	4	4	34	0	64	4	0
2020	Did not pitch	-	-	-	-	-	-	-	-	-	-	-	-	-	-	-	-	-	-	-	-
<b>Minor League Totals</b>		<b>6</b>	<b>9</b>	<b>4.45</b>	<b>102</b>	<b>16</b>	<b>0</b>	<b>0</b>	<b>28</b>	<b>6</b>	<b>198.0</b>	<b>191</b>	<b>109</b>	<b>98</b>	<b>18</b>	<b>27</b>	<b>105</b>	<b>2</b>	<b>199</b>	<b>17</b>	<b>2</b>

## Pichardo, Rodery

## Right-Handed Pitcher

HT: 6-0

WT: 150

B/T: R/R

Hometown: Santiago, D.R.

Born: Oct. 24, 2001 in Santiago, D.R.

School: N/A

**Obtained:** Signed as a non-drafted international free agent on Sept. 29, 2018.

**2020:** Did not play due to cancellation of the Minor League season ... **2019:** Posted a 2.78 ERA (22.2 IP, 7 ER) in six starts and a 13.06 ERA (10.1 IP, 15 ER) in 11 relief appearances in his first season.

Year	Team	W	L	ERA	G	GS	CG	SHO	GF	SV	IP	H	R	ER	HR	HB	BB	IBB	SO	WP	BK
2019	DSL Colorado	0	1	6.00	17	6	0	0	0	0	33.0	25	26	22	3	7	20	0	35	12	2
2020	Did not pitch	-	-	-	-	-	-	-	-	-	-	-	-	-	-	-	-	-	-	-	-
<b>Minor League Totals</b>		<b>0</b>	<b>1</b>	<b>6.00</b>	<b>17</b>	<b>6</b>	<b>0</b>	<b>0</b>	<b>0</b>	<b>0</b>	<b>33.0</b>	<b>25</b>	<b>26</b>	<b>22</b>	<b>3</b>	<b>7</b>	<b>20</b>	<b>0</b>	<b>35</b>	<b>12</b>	<b>2</b>

## Pilar, Anderson

## Right-Handed Pitcher

HT: 6-2

WT: 175

B/T: R/R

Hometown: Villa Isabela, D.R.

Born: March 2, 1998 in Villa Isabela, D.R.

School: N/A

**Obtained:** Signed as a non-drafted international free agent, Nov. 4, 2015.

**2020:** Did not play due to cancellation of the Minor League season ... **2019:** Made 24 relief appearances for Rookie Level Grand Junction, tied for second in the Pioneer league and tied for second on the club ... posted a 1.64 ERA (11.0 IP, 2 ER) in July ... **2018:** Went a combined 3-4 with a 1.55 ERA (40.2 IP, 7 ER) in 33 relief appearances between each of the DSL teams ... his 33 appearances were the second-most in the DSL ... **2017:** Made 28 relief appearances for the DSL Rockies, the most on the club and tied for the third-most in the league ... allowed one run over his last 16 appearances ... **2016:** Started two games to begin the year before transitioning to relief ... went 2-1 with a 1.48 ERA (24.1 IP, 4 ER) as a reliever.

Year	Team	W	L	ERA	G	GS	CG	SHO	GF	SV	IP	H	R	ER	HR	HB	BB	IBB	SO	WP	BK
2016	DSL Rockies	2	2	2.97	13	2	0	0	1	0	30.1	28	10	10	0	1	9	0	22	2	0
2017	DSL Rockies	1	3	3.24	26	0	0	0	13	4	25.0	29	12	9	0	5	8	0	15	7	0
2018	DSL Rockies	2	3	2.08	20	0	0	0	15	4	21.2	19	10	5	0	1	7	0	18	4	0
	DSL Colorado	1	1	0.95	13	0	0	0	1	1	19.0	9	2	2	0	2	0	0	25	2	0
2019	Grand Junction	3	3	3.93	24	0	0	0	4	0	34.1	33	16	15	4	1	6	0	32	5	1
2020	Did not pitch	-	-	-	-	-	-	-	-	-	-	-	-	-	-	-	-	-	-	-	-
<b>Minor League Totals</b>		<b>9</b>	<b>12</b>	<b>2.83</b>	<b>96</b>	<b>2</b>	<b>0</b>	<b>0</b>	<b>34</b>	<b>9</b>	<b>130.1</b>	<b>118</b>	<b>50</b>	<b>41</b>	<b>4</b>	<b>10</b>	<b>30</b>	<b>0</b>	<b>112</b>	<b>20</b>	<b>1</b>

## Pint, Riley

HT: 6-4

WT: 195

B/T: R/R

## Right-Handed Pitcher

Hometown: Lenexa, Kan.

Born: Nov. 6, 1997 in Lenexa, Kan.

School: St. Thomas Aquinas (Kan.) HS

**Obtained:** Selected in the first round (fourth overall) of the 2016 First-Year Player Draft.

**2020:** Did not play due to cancellation of the Minor League season ... **2019:** Made three starts and 18 relief appearances for Low-A Asheville, his first season being used primarily as a reliever ... **2018:** Made one start with Asheville in April before being placed on the disabled list ... made three starts with Boise, two in June and one in August, allowing one earned run across the three starts ... **2017:** Made 22 starts for Low-A Asheville in his second season ... was 1-2 with a 3.28 ERA (24.2 IP, 9 ER) in five starts in July ... pitched a season-high six shutout innings July 15 vs. Augusta ... **2016:** Made 11 starts for Rookie Level Grand Junction in his first professional season ... earned his first professional win Sept. 1, tossing five shutout innings at Orem ... **PERSONAL:** Was named the Gatorade Player of the Year in Kansas his junior and senior seasons ... was the first high school pitcher selected in the first round out of Kansas since Brian Holman in 1983.

Year	Team	W	L	ERA	G	GS	CG	SHO	GF	SV	IP	H	R	ER	HR	HB	BB	IBB	SO	WP	BK
2016	Grand Junction	1	5	5.35	11	11	0	0	0	0	37.0	43	28	22	2	6	23	0	36	8	0
2017	Asheville	2	11	5.42	22	22	0	0	0	0	93.0	96	67	56	3	8	59	0	79	26	0
2018	Boise	0	2	1.13	3	3	0	0	0	0	8.0	4	2	1	0	0	9	0	8	2	1
	Asheville	0	1	81.00	1	1	0	0	0	0	0.1	2	5	3	0	0	2	0	0	1	0
2019	Asheville	0	1	8.66	21	3	0	0	4	0	17.2	12	17	17	0	6	31	0	23	18	0
2020	Did not pitch	-	-	-	-	-	-	-	-	-	-	-	-	-	-	-	-	-	-	-	-
<b>Minor League Totals</b>		<b>3</b>	<b>19</b>	<b>5.33</b>	<b>37</b>	<b>37</b>	<b>0</b>	<b>0</b>	<b>0</b>	<b>0</b>	<b>138.1</b>	<b>145</b>	<b>102</b>	<b>82</b>	<b>5</b>	<b>14</b>	<b>93</b>	<b>0</b>	<b>123</b>	<b>37</b>	<b>1</b>

## Pio, Emmanuel

HT: 5-11

WT: 145

B/T: R/R

## Right-Handed Pitcher

Hometown: San Pedro de Macoris, D.R.

Born: April 11, 2000 in San Pedro de Macoris, D.R.

School: N/A

**Obtained:** Signed as a non-drafted international free agent on July 2, 2018.

**2020:** Did not play due to cancellation of the Minor League season ... **2019:** His 24 relief appearances with the DSL Rockies tied for the eighth-most in the Dominican Summer League ... **2018:** Made seven relief appearances with the DSL Rockies.

Year	Team	W	L	ERA	G	GS	CG	SHO	GF	SV	IP	H	R	ER	HR	HB	BB	IBB	SO	WP	BK
2018	DSL Rockies	0	0	8.64	7	0	0	0	2	0	8.1	16	16	8	2	0	11	0	8	4	2
2019	DSL Rockies	4	1	3.93	24	0	0	0	4	0	36.2	27	23	16	0	6	18	1	37	7	0
2020	Did not pitch	-	-	-	-	-	-	-	-	-	-	-	-	-	-	-	-	-	-	-	-
<b>Minor League Totals</b>		<b>4</b>	<b>1</b>	<b>4.80</b>	<b>31</b>	<b>0</b>	<b>0</b>	<b>0</b>	<b>6</b>	<b>0</b>	<b>45.0</b>	<b>43</b>	<b>39</b>	<b>24</b>	<b>2</b>	<b>6</b>	<b>29</b>	<b>1</b>	<b>45</b>	<b>11</b>	<b>2</b>

## Poulin, PJ

HT: 6-1

WT: 185

B/T: R/L

## Left-Handed Pitcher

Hometown: Marion, Ma.

Born: July 25, 1996 in Marion, Mass.

School: Connecticut

**Obtained:** Selected in the 11th round of the 2018 First-Year Player Draft.

**2020:** Did not play due to cancellation of the Minor League season ... **2019:** Led the South Atlantic League with 54 appearances and ranked tied for third in the league with 13 saves ... all 13 of his saves came after the All-Star break ... **2018:** Ranked tied for third in the Northwest League with 24 appearances and tied for sixth with seven saves ... allowed an earned run in just two of his 24 appearances.

Year	Team	W	L	ERA	G	GS	CG	SHO	GF	SV	IP	H	R	ER	HR	HB	BB	IBB	SO	WP	BK
2018	Boise	1	3	1.96	24	0	0	0	19	7	23.0	15	10	5	0	1	10	0	33	4	0
2019	Asheville	3	3	2.90	54	0	0	0	29	13	59.0	58	25	19	1	8	20	0	67	6	0
2020	Did not pitch	-	-	-	-	-	-	-	-	-	-	-	-	-	-	-	-	-	-	-	-
<b>Minor League Totals</b>		<b>4</b>	<b>6</b>	<b>2.63</b>	<b>78</b>	<b>0</b>	<b>0</b>	<b>0</b>	<b>48</b>	<b>20</b>	<b>82.0</b>	<b>73</b>	<b>35</b>	<b>24</b>	<b>1</b>	<b>9</b>	<b>30</b>	<b>0</b>	<b>100</b>	<b>10</b>	<b>0</b>

## Propst, Tanner

HT: 6-0

WT: 190

B/T: L/L

## Left-Handed Pitcher

Hometown: Madison, Miss.

Born: June 7, 1998 in Madison, Miss.

School: Delta State

**Obtained:** Signed as a non-drafted free agent, June 26, 2020.

**2020:** Did not play due to cancellation of the Minor League season.

Year	Team	W	L	ERA	G	GS	CG	SHO	GF	SV	IP	H	R	ER	HR	HB	BB	IBB	SO	WP	BK
2020	Did not pitch	-	-	-	-	-	-	-	-	-	-	-	-	-	-	-	-	-	-	-	-
<b>Minor League Totals</b>		<b>-</b>	<b>-</b>	<b>-</b>	<b>-</b>	<b>-</b>	<b>-</b>	<b>-</b>	<b>-</b>	<b>-</b>	<b>-</b>	<b>-</b>	<b>-</b>	<b>-</b>	<b>-</b>	<b>-</b>	<b>-</b>	<b>-</b>	<b>-</b>	<b>-</b>	<b>-</b>

## Quezada, Andrew

## Right-Handed Pitcher

HT: 6-1

WT: 182

B/T: L/R

Hometown: Bellflower, Calif.

Born: June 28, 1997 in Los Alamitos, Calif.

School: Cal State Fullerton

**Obtained:** Selected in the seventh round of the 2018 First-Year Player Draft.

**2020:** Did not play due to cancellation of the Minor League season ... **2019:** Made five starts with Rookie Level Grand Junction, his first professional action ... made one start in June, three in August and one in September ... **2018:** Selected by the Rockies in the seventh round of the First-Year Player Draft but was placed on the 60-day disabled list upon signing.

Year	Team	W	L	ERA	G	GS	CG	SHO	GF	SV	IP	H	R	ER	HR	HB	BB	IBB	SO	WP	BK
2018	Did not pitch	-	-	-	-	-	-	-	-	-	-	-	-	-	-	-	-	-	-	-	-
2019	Grand Junction	0	2	7.20	5	5	0	0	0	0	15.0	22	16	12	3	2	5	0	10	2	0
2020	Did not pitch	-	-	-	-	-	-	-	-	-	-	-	-	-	-	-	-	-	-	-	-
<b>Minor League Totals</b>		<b>0</b>	<b>2</b>	<b>7.20</b>	<b>5</b>	<b>5</b>	<b>0</b>	<b>0</b>	<b>0</b>	<b>0</b>	<b>15.0</b>	<b>22</b>	<b>16</b>	<b>12</b>	<b>3</b>	<b>2</b>	<b>5</b>	<b>0</b>	<b>10</b>	<b>2</b>	<b>0</b>

## Quijada, Bryant

## Catcher/Infielder

HT: 5-10

WT: 165

B/T: R/R

Hometown: Carabobo, Venezuela

Born: July 2, 1999 in Carabobo, Venezuela

School: N/A

**Obtained:** Signed as a non-drafted international free agent, May 17, 2017.

**2020:** Did not play due to cancellation of the Minor League season ... **2019:** Started 37 games at catcher for Short-Season Boise ...

**2018:** Split time between catcher and first base ... ranked second on the club with a .421 on-base percentage ... hit his first career home run Aug. 4 at the DSL Giants ... **2017:** Started eight games at catcher and 10 games at first base in his first professional season ... led the club with a .322 batting average.

Year	Team	AVG	G	AB	R	H	2B	3B	HR	RBI	SAC	SF	HBP	BB	IBB	SO	SB	CS	GIDP	OBP	SLG
2017	DSL Rockies	.322	21	59	11	19	7	0	0	12	1	3	2	14	0	19	0	1	0	.449	.441
2018	DSL Colorado	.288	49	153	34	44	6	1	2	32	3	4	5	33	0	24	6	3	1	.421	.379
2019	Boise	.158	37	114	10	18	3	0	1	10	4	1	2	16	1	22	2	0	2	.271	.211
2020	Did not play	-	-	-	-	-	-	-	-	-	-	-	-	-	-	-	-	-	-	-	-
<b>Minor League Totals</b>		<b>.248</b>	<b>107</b>	<b>326</b>	<b>55</b>	<b>81</b>	<b>16</b>	<b>1</b>	<b>3</b>	<b>54</b>	<b>8</b>	<b>8</b>	<b>9</b>	<b>63</b>	<b>1</b>	<b>65</b>	<b>8</b>	<b>4</b>	<b>3</b>	<b>.377</b>	<b>.331</b>

## Ramires, Felix

## Left-Handed Pitcher

HT: 6-4

WT: 175

B/T: L/L

Hometown: Sabana de la Mar, D.R.

Born: Sept. 26, 1999 in Sabana de la Mar, D.R.

School: N/A

**Obtained:** Signed as a non-drafted international free agent, Aug. 25, 2017.

**2020:** Did not play due to cancellation of the Minor League season ... **2019:** His nine saves were the third-most in the Dominican Summer League ... **2018:** Made three starts and 14 relief appearances in his first professional season ... went 0-3 with a 5.40 ERA (11.2 IP, 7 ER as a starter).

Year	Team	W	L	ERA	G	GS	CG	SHO	GF	SV	IP	H	R	ER	HR	HB	BB	IBB	SO	WP	BK
2018	DSL Rockies	1	4	3.54	17	3	0	0	5	2	40.2	36	21	16	2	4	25	0	35	8	0
2019	DSL Rockies	1	3	5.87	23	0	0	0	14	9	23.0	24	16	15	1	3	9	0	25	4	0
2020	Did not pitch	-	-	-	-	-	-	-	-	-	-	-	-	-	-	-	-	-	-	-	-
<b>Minor League Totals</b>		<b>2</b>	<b>7</b>	<b>4.38</b>	<b>40</b>	<b>3</b>	<b>0</b>	<b>0</b>	<b>19</b>	<b>11</b>	<b>63.2</b>	<b>60</b>	<b>37</b>	<b>31</b>	<b>3</b>	<b>7</b>	<b>34</b>	<b>0</b>	<b>60</b>	<b>12</b>	<b>0</b>

## Ramos, Gerard

## Outfielder

HT: 6-3

WT: 175

B/T: R/R

Hometown: Moca, D.R.

Born: Jan. 19, 2001 in Moca, D.R.

School: N/A

**Obtained:** Signed as a non-drafted international free agent on July 3, 2017.

**2020:** Did not play due to cancellation of the Minor League season ... **2019:** His four home runs were the second-most on the DSL Rockies ... hit his first career home run June 5 vs. the DSL Mets ... **2018:** Saw time in left field, right field and first base in his first season ... 62 games played were the second-most on the DSL Rockies.

Year	Team	AVG	G	AB	R	H	2B	3B	HR	RBI	SAC	SF	HBP	BB	IBB	SO	SB	CS	GIDP	OBP	SLG
2018	DSL Rockies	.214	62	220	22	47	14	0	0	21	2	3	4	21	0	81	2	3	7	.290	.277
2019	DSL Rockies	.221	43	145	34	32	9	0	4	27	1	5	2	31	0	45	1	1	1	.355	.366
2020	Did not play	-	-	-	-	-	-	-	-	-	-	-	-	-	-	-	-	-	-	-	-
<b>Minor League Totals</b>		<b>.216</b>	<b>105</b>	<b>365</b>	<b>56</b>	<b>79</b>	<b>23</b>	<b>0</b>	<b>4</b>	<b>48</b>	<b>3</b>	<b>8</b>	<b>6</b>	<b>52</b>	<b>0</b>	<b>126</b>	<b>3</b>	<b>4</b>	<b>8</b>	<b>.318</b>	<b>.312</b>

## Restituyo, Bladimir

## Infielder

HT: 5-10

WT: 151

B/T: R/R

Hometown: La Vega, D.R.

Born: July 2, 2001 in La Vega, D.R.

School: N/A

Obtained: Signed as a non-drafted international free agent on July 2, 2017.

2020: Did not play due to cancellation of the Minor League season ... 2019: Split time between Rookie Level Grand Junction and Short-Season Boise, batting a combined .272 (85-for-312) with 17 doubles, two triples, six home runs and 39 RBI ... his 16 stolen bases with Boise were the fourth-most in the Northwest League ... 2018: Named a Dominican Summer League Mid-Season All-Star ... homered in three-straight games Aug. 9-11.

Year	Team	AVG	G	AB	R	H	2B	3B	HR	RBI	SAC	SF	HBP	BB	IBB	SO	SB	CS	GIDP	OBP	SLG
2018	DSL Rockies	.291	46	182	27	53	9	5	0	21	2	1	6	7	0	38	12	8	1	.337	.396
	DSL Colorado	.327	14	55	16	18	2	2	4	12	1	2	0	2	0	13	4	1	0	.339	.655
2019	Grand Junction	.310	20	84	13	26	4	2	2	14	1	2	1	2	0	13	6	1	0	.326	.476
	Boise	.259	55	228	28	59	13	0	4	25	2	2	1	2	0	56	16	5	4	.266	.368
2020	Did not play	-	-	-	-	-	-	-	-	-	-	-	-	-	-	-	-	-	-	-	-
<b>Minor League Totals</b>		<b>.284</b>	<b>135</b>	<b>549</b>	<b>84</b>	<b>156</b>	<b>28</b>	<b>9</b>	<b>10</b>	<b>72</b>	<b>6</b>	<b>7</b>	<b>8</b>	<b>13</b>	<b>0</b>	<b>120</b>	<b>38</b>	<b>15</b>	<b>5</b>	<b>.307</b>	<b>.423</b>

## Rivera, Francis

## Right-Handed Pitcher

HT: 6-4

WT: 160

B/T: R/R

Hometown: Azua, D.R.

Born: Sept. 14, 2000 in Azua, D.R.

School: N/A

Obtained: Signed as a non-drafted international free agent, July 2, 2018.

2020: Did not play due to cancellation of the Minor League season ... 2019: Made 29 relief appearances with the DSL Rockies, tied for the second-most in the league.

Year	Team	W	L	ERA	G	GS	CG	SHO	GF	SV	IP	H	R	ER	HR	HB	BB	IBB	SO	WP	BK
2019	DSL Rockies	1	4	3.55	29	0	0	0	9	2	33.0	42	21	13	1	2	11	1	33	4	0
2020	Did not pitch	-	-	-	-	-	-	-	-	-	-	-	-	-	-	-	-	-	-	-	-
<b>Minor League Totals</b>		<b>1</b>	<b>4</b>	<b>3.55</b>	<b>29</b>	<b>0</b>	<b>0</b>	<b>0</b>	<b>9</b>	<b>2</b>	<b>33.0</b>	<b>42</b>	<b>21</b>	<b>13</b>	<b>1</b>	<b>2</b>	<b>11</b>	<b>1</b>	<b>33</b>	<b>4</b>	<b>0</b>

## Rodriguez, Aiverson

## Infielder

HT: 6-0

WT: 170

B/T: R/R

Hometown: Valencia, Venezuela

Born: April 1, 2002 in Valencia, Venezuela

School: N/A

Obtained: Signed as a non-drafted international free agent, July 2, 2018.

2020: Did not play due to cancellation of the Minor League season ... 2019: Appeared in 66 total games in the Dominican Summer League, starting 39 games at shortstop ... led the DSL Colorado team in runs and ranked second in RBI, total bases and stolen bases.

Year	Team	AVG	G	AB	R	H	2B	3B	HR	RBI	SAC	SF	HBP	BB	IBB	SO	SB	CS	GIDP	OBP	SLG
2019	DSL Colorado	.292	65	233	44	68	12	0	2	27	1	4	16	22	0	35	14	9	1	.385	.369
	DSL Rockies	.500	1	4	1	2	1	0	0	0	0	0	0	0	0	0	0	0	0	.500	.750
2020	Did not play	-	-	-	-	-	-	-	-	-	-	-	-	-	-	-	-	-	-	-	-
<b>Minor League Totals</b>		<b>.295</b>	<b>66</b>	<b>237</b>	<b>45</b>	<b>70</b>	<b>13</b>	<b>0</b>	<b>2</b>	<b>27</b>	<b>1</b>	<b>4</b>	<b>16</b>	<b>22</b>	<b>0</b>	<b>35</b>	<b>14</b>	<b>9</b>	<b>1</b>	<b>.387</b>	<b>.376</b>

## Romo, Drew

## Catcher

HT: 6-1

WT: 205

B/T: S/R

Hometown: Spring, Texas

Born: Aug. 29, 2001 in Fountain Valley, Calif.

School: The Woodlands (Texas)

Obtained: Selected in the CBA round of the 2020 First-Year Player Draft.

2020: Did not play due to cancellation of the Minor League season.

Year	Team	AVG	G	AB	R	H	2B	3B	HR	RBI	SAC	SF	HBP	BB	IBB	SO	SB	CS	GIDP	OBP	SLG
2020	Did not play	-	-	-	-	-	-	-	-	-	-	-	-	-	-	-	-	-	-	-	-
<b>Minor League Totals</b>		-	-	-	-	-	-	-	-	-	-	-	-	-	-	-	-	-	-	-	-

## Rosa, Raymells

## Right-Handed Pitcher

HT: 6-2

WT: 180

B/T: R/R

Hometown: San Pedro De Macoris, D.R.

Born: Dec. 6, 1998 in San Pedro De Macoris, D.R.

School: N/A

Obtained: Signed as a non-drafted international free agent, Sept. 9, 2016.

2020: Did not play due to cancellation of the Minor League season ... 2019: Jumped from the Dominican Summer League to Low-A Asheville where he made 33 relief appearances ... posted a 2.92 ERA (24.2 IP, 8 ER) on the road and a 4.64 ERA (33.0 IP, 17 ER) at home ... 2018: Led the Dominican Summer League with 36 relief appearances and 19 saves ... 2017: Made two starts to begin his professional career before finishing out the season in the bullpen ... 2016: Signed for 2017 season.

Year	Team	W	L	ERA	G	GS	CG	SHO	GF	SV	IP	H	R	ER	HR	HB	BB	IBB	SO	WP	BK
2017	DSL Rockies	3	3	4.50	18	2	0	0	5	0	32.0	35	19	16	1	5	22	1	16	18	0
2018	DSL Colorado	2	2	2.54	36	0	0	0	33	19	39.0	33	16	11	0	8	7	0	42	3	0
2019	Asheville	2	0	3.90	33	0	0	0	6	1	57.2	55	28	25	2	2	15	0	58	7	0
2020	Did not pitch	-	-	-	-	-	-	-	-	-	-	-	-	-	-	-	-	-	-	-	-
<b>Minor League Totals</b>		<b>7</b>	<b>5</b>	<b>3.64</b>	<b>87</b>	<b>2</b>	<b>0</b>	<b>0</b>	<b>44</b>	<b>20</b>	<b>128.2</b>	<b>123</b>	<b>63</b>	<b>53</b>	<b>3</b>	<b>15</b>	<b>44</b>	<b>1</b>	<b>116</b>	<b>28</b>	<b>0</b>

## Rudecindo, Isaac

## Right-Handed Pitcher

HT: 6-2

WT: 210

B/T: R/R

Hometown: Santo Domingo, D.R.

Born: Jan. 27, 2001 in Santo Domingo, D.R.

School: N/A

Obtained: Signed as a non-drafted international free agent, July 2, 2019.

2020: Did not play due to cancellation of the Minor League season ... 2019: Made 12 relief appearances with the DSL Rockies ... scored upon twice over his last seven appearances.

Year	Team	W	L	ERA	G	GS	CG	SHO	GF	SV	IP	H	R	ER	HR	HB	BB	IBB	SO	WP	BK
2019	DSL Rockies	0	0	2.25	12	0	0	0	2	0	16.0	6	6	4	0	2	12	0	17	0	1
2020	Did not pitch	-	-	-	-	-	-	-	-	-	-	-	-	-	-	-	-	-	-	-	-
<b>Minor League Totals</b>		<b>0</b>	<b>0</b>	<b>2.25</b>	<b>12</b>	<b>0</b>	<b>0</b>	<b>0</b>	<b>2</b>	<b>0</b>	<b>16.0</b>	<b>6</b>	<b>6</b>	<b>4</b>	<b>0</b>	<b>2</b>	<b>12</b>	<b>0</b>	<b>17</b>	<b>0</b>	<b>1</b>

## Ruff, Mike

## Right-Handed Pitcher

HT: 6-2

WT: 212

B/T: R/R

Hometown: Apopka, Fla.

Born: March 31, 1998 in Orlando, Fla.

School: Florida Atlantic

Obtained: Selected in the 11th round of the 2019 First-Year Player Draft.

2020: Did not play due to cancellation of the Minor League season ... 2019: Made nine starts for Rookie Level Grand Junction, never tossing more than four innings in any start.

Year	Team	W	L	ERA	G	GS	CG	SHO	GF	SV	IP	H	R	ER	HR	HB	BB	IBB	SO	WP	BK
2019	Boise	0	2	5.18	9	9	0	0	0	0	24.1	27	17	14	4	5	7	0	30	3	0
2020	Did not pitch	-	-	-	-	-	-	-	-	-	-	-	-	-	-	-	-	-	-	-	-
<b>Minor League Totals</b>		<b>0</b>	<b>2</b>	<b>5.18</b>	<b>9</b>	<b>9</b>	<b>0</b>	<b>0</b>	<b>0</b>	<b>0</b>	<b>24.1</b>	<b>27</b>	<b>17</b>	<b>14</b>	<b>4</b>	<b>5</b>	<b>7</b>	<b>0</b>	<b>30</b>	<b>3</b>	<b>0</b>

## Sanchez, Sergio

## Right-Handed Pitcher

HT: 6-0

WT: 180

B/T: R/R

Hometown: San Cristobal, D.R.

Born: Jan. 13, 2001 in San Cristobal, D.R.

School: N/A

Obtained: Signed as a non-drafted international free agent, Nov. 10, 2018.

2020: Did not play due to cancellation of the Minor League season ... 2019: Made nine starts and four relief appearances between the DSL Rockies and DSL Colorado.

Year	Team	W	L	ERA	G	GS	CG	SHO	GF	SV	IP	H	R	ER	HR	HB	BB	IBB	SO	WP	BK
2019	DSL Rockies	0	0	5.02	7	3	0	0	0	0	14.1	21	15	8	1	1	8	0	8	2	0
	DSL Colorado	0	3	9.38	6	6	0	0	0	0	24.0	43	26	25	5	3	11	0	16	6	1
2020	Did not pitch	-	-	-	-	-	-	-	-	-	-	-	-	-	-	-	-	-	-	-	-
<b>Minor League Totals</b>		<b>0</b>	<b>3</b>	<b>7.75</b>	<b>13</b>	<b>9</b>	<b>0</b>	<b>0</b>	<b>0</b>	<b>0</b>	<b>38.1</b>	<b>64</b>	<b>41</b>	<b>33</b>	<b>6</b>	<b>4</b>	<b>19</b>	<b>0</b>	<b>24</b>	<b>8</b>	<b>1</b>

## Sanchez, Stalin

## Right-Handed Pitcher

HT: 6-1

WT: 161

B/T: R/R

Hometown: San Juan De La Maguana, D.R.

Born: July 10, 2000 in San Juan De La Maguana, D.R.

School: N/A

Obtained: Signed as a non-drafted international free agent, July 10, 2018.

2020: Did not play due to cancellation of the Minor League season ... 2019: Made six starts and eight relief appearances between the two Dominican Summer League teams ... posted a 3.00 ERA (21.0 IP, 7 ER) in four starts in August to finish his season ... 2018: Made four starts and one relief appearance with the DSL Rockies in his first professional season.

Year	Team	W	L	ERA	G	GS	CG	SHO	GF	SV	IP	H	R	ER	HR	HB	BB	IBB	SO	WP	BK
2018	DSL Rockies	0	3	9.82	5	4	0	0	0	0	14.2	22	17	16	4	1	9	0	12	1	0
2019	DSL Rockies	1	0	6.75	8	0	0	0	0	0	13.1	17	11	10	0	3	6	0	12	1	0
	DSL Colorado	1	4	5.53	6	6	0	0	0	0	27.2	37	20	17	1	5	6	0	18	6	1
2020	Did not pitch	-	-	-	-	-	-	-	-	-	-	-	-	-	-	-	-	-	-	-	-
<b>Minor League Totals</b>		<b>2</b>	<b>7</b>	<b>6.95</b>	<b>19</b>	<b>10</b>	<b>0</b>	<b>0</b>	<b>0</b>	<b>0</b>	<b>55.2</b>	<b>76</b>	<b>48</b>	<b>43</b>	<b>5</b>	<b>9</b>	<b>21</b>	<b>0</b>	<b>42</b>	<b>8</b>	<b>1</b>

## Schilling, Garrett

## Right-Handed Pitcher

HT: 6-2

WT: 185

B/T: R/R

Hometown: Madison Heights, Mich.

Born: Oct. 25, 1995 in Clawson, Mich.

School: Xavier (Ohio)

Obtained: Selected in the 18th round of the 2017 First-Year Player Draft.

2020: Did not play due to cancellation of the Minor League season ... 2019: Ranked among California League leaders in games started (25, T-4), wins (9, T-5) and innings pitched (128.2, 8th) ... named the Pitcher of the Week for the week of June 3-9 after tossing six scoreless innings with a then-career-high 10 strikeouts, June 5 at Rancho Cucamonga ... struck out a career-high 11 batters July 2 vs. Inland Empire ... 2018: Ranked second in the South Atlantic League with 144.1 innings pitched and fifth with 135 strikeouts ... 2017: Started 10 games for Short-Season Boise in his first professional season, tied for the second-most starts on the club ... pitched four shutout innings in each of the first two starts of his career.

Year	Team	W	L	ERA	G	GS	CG	SHO	GF	SV	IP	H	R	ER	HR	HB	BB	IBB	SO	WP	BK
2017	Boise	0	3	5.54	10	10	0	0	0	0	39.0	55	30	24	3	0	9	0	23	4	1
2018	Asheville	8	5	3.87	26	25	0	0	0	0	144.1	156	74	62	16	9	45	0	135	5	0
2019	Lancaster	9	8	5.11	25	25	0	0	0	0	128.2	155	82	73	23	9	47	0	122	6	0
2020	Did not pitch	-	-	-	-	-	-	-	-	-	-	-	-	-	-	-	-	-	-	-	-
<b>Minor League Totals</b>		<b>17</b>	<b>16</b>	<b>4.59</b>	<b>61</b>	<b>60</b>	<b>0</b>	<b>0</b>	<b>0</b>	<b>0</b>	<b>312.0</b>	<b>366</b>	<b>186</b>	<b>159</b>	<b>42</b>	<b>18</b>	<b>101</b>	<b>0</b>	<b>280</b>	<b>15</b>	<b>1</b>

## Schmidt, Colten

HT: 6-0 WT: 175

B/T: L/L

Born: Nov. 25, 1995 in La Porte, Texas

## Left-Handed Pitcher

Hometown: La Porte, Texas

School: Louisiana-Lafayette

**Obtained:** Selected in the 23rd round of the 2018 First-Year Player Draft.

**2020:** Did not play due to cancellation of the Minor League season ... **2019:** Combined to make 23 starts and one relief appearance between Low-A Asheville and High-A Lancaster, going 8-8 with a 3.47 ERA (135.0 IP, 52 ER) ... was named the South Atlantic League Pitcher of the Week for the week of July 15-21 after tossing a complete game shutout July 17 at Greenville ... **2018:** Made nine relief appearances with Short-Season Boise ... tossed a scoreless inning with two strikeouts in his first career appearance, June 17 at Spokane.

Year	Team	W	L	ERA	G	GS	CG	SHO	GF	SV	IP	H	R	ER	HR	HB	BB	IBB	SO	WP	BK
2018	Boise	0	1	10.80	9	0	0	0	0	0	10.0	17	12	12	2	0	5	1	10	1	0
2019	Asheville	6	4	2.18	18	17	1	1	0	0	103.1	97	30	25	6	6	12	0	107	1	0
	Lancaster	2	4	7.67	6	6	0	0	0	0	31.2	54	31	27	4	2	12	0	21	1	0
2020	Did not pitch	-	-	-	-	-	-	-	-	-	-	-	-	-	-	-	-	-	-	-	-
<b>Minor League Totals</b>		<b>8</b>	<b>9</b>	<b>3.97</b>	<b>33</b>	<b>23</b>	<b>1</b>	<b>1</b>	<b>0</b>	<b>0</b>	<b>145.0</b>	<b>168</b>	<b>73</b>	<b>64</b>	<b>12</b>	<b>8</b>	<b>29</b>	<b>1</b>	<b>138</b>	<b>3</b>	<b>0</b>

## Schunk, Aaron

HT: 6-2 WT: 205

B/T: R/R

Born: July 24, 1997 in Atlanta, Ga.

## Infielder

Hometown: Decatur, Ga.

School: Georgia

**Obtained:** Selected in the second round of the 2019 First-Year Player Draft.

**2020:** Spent the season at the Rockies' alternate training site in Denver ... **2019:** Named a Northwest League Mid-Season and Post-Season All-Star as well as a *Baseball America* Short-Season All-Star ... recorded his first career multi-home run game July 29 vs. Vancouver ... led the Hawks in extra-base hits and runs and ranked second in home runs ... **PERSONAL:** 2019 John Olerud Two-Way Player of the Year Award.

Year	Team	AVG	G	AB	R	H	2B	3B	HR	RBI	SAC	SF	HBP	BB	IBB	SO	SB	CS	GIDP	OBP	SLG
2019	Boise	.306	46	173	31	53	12	2	6	23	0	1	4	14	2	25	4	1	5	.370	.503
2020	Alternate training site	-	-	-	-	-	-	-	-	-	-	-	-	-	-	-	-	-	-	-	-
<b>Minor League Totals</b>		<b>.306</b>	<b>46</b>	<b>173</b>	<b>31</b>	<b>53</b>	<b>12</b>	<b>2</b>	<b>6</b>	<b>23</b>	<b>0</b>	<b>1</b>	<b>4</b>	<b>14</b>	<b>2</b>	<b>25</b>	<b>4</b>	<b>1</b>	<b>5</b>	<b>.370</b>	<b>.503</b>

## Sciencieux, Tate

HT: 6-0 WT: 219

B/T: R/R

Born: Dec. 14, 1992 in Reserve, La.

## Right-Handed Pitcher

Hometown: Reserve, La.

School: Southeastern Louisiana

**Obtained:** Signed as a Minor League free agent June 22, 2019.

**2020:** Did not play due to cancellation of the Minor League season ... **2019:** Split time between Double-A Altoona in the Pittsburgh organization and Double-A Hartford in the Colorado organization after being released by the Pirates on June 21 and signed by the Rockies on June 22 ... combined to go 5-2 with a 6.25 ERA (40.1 IP, 28 ER) ... **2018:** Spent the season with Double-A Altoona ... his 69 strikeouts were the most by a reliever on the club ... **2017:** Named a MiLB.com Organization All-Star ... his 47 appearances were tied for the most in the Eastern League while his 17 saves were tied for fifth ... **2016:** Made 39 total appearances between Low-A West Virginia and High-A Bradenton, going 5-3 with five saves and a 2.69 ERA (83.2 IP, 25 ER) ... the 83.2 innings pitched are a career-high ... **2015:** Appeared in 10 games out of the bullpen for Short-Season West Virginia ... **PERSONAL:** Originally selected by Pittsburgh in the 39th round of the 2015 First-Year Player Draft.

Year	Team	W	L	ERA	G	GS	CG	SHO	GF	SV	IP	H	R	ER	HR	HB	BB	IBB	SO	WP	BK
2015	West Virginia	1	0	1.99	10	0	0	0	4	2	22.2	16	6	5	1	1	3	0	28	2	0
2016	West Virginia	1	0	1.13	7	0	0	0	4	3	16.0	5	3	2	0	0	5	0	24	0	0
	Bradenton	4	3	3.06	32	0	0	0	9	2	67.2	54	24	23	7	7	18	0	64	6	0
2017	Altoona	6	5	2.39	47	0	0	0	25	14	83.0	67	27	22	4	2	15	0	67	2	0
2018	Altoona	2	3	4.87	43	2	0	0	24	7	61.0	71	39	33	10	1	19	2	69	2	0
2019	Altoona	1	1	12.75	13	0	0	0	7	1	12.0	20	17	17	5	0	6	0	16	3	0
	Hartford	4	1	3.49	20	0	0	0	10	0	28.1	26	12	11	3	0	5	0	38	0	0
2020	Did not pitch	-	-	-	-	-	-	-	-	-	-	-	-	-	-	-	-	-	-	-	-
<b>Minor League Totals</b>		<b>19</b>	<b>13</b>	<b>3.50</b>	<b>172</b>	<b>2</b>	<b>0</b>	<b>0</b>	<b>83</b>	<b>29</b>	<b>290.2</b>	<b>259</b>	<b>128</b>	<b>113</b>	<b>30</b>	<b>11</b>	<b>71</b>	<b>2</b>	<b>306</b>	<b>15</b>	<b>0</b>

## Simpson, Colin

HT: 5-9 WT: 228

B/T: L/R

Born: July 23, 1996 in Edmond, Okla.

## Outfielder

Hometown: Luther, Okla.

School: Oklahoma State

**Obtained:** Selected in the 29th round of the 2019 First-Year Player Draft.

**2020:** Did not play due to cancellation of the Minor League season ... **2019:** Named the Pioneer League Most Valuable Player ... ranked among league leaders in slugging percentage (.667, 1st), home runs (18, 3rd), OPS (1.050, 3rd), extra-base hits (34, 3rd), RBI (49, 4th) and batting average (.309, 7th) ... also named a Pioneer League Mid-Season and Post-Season All-Star ... had four multi-home run games, June 23 at Rocky Mountain, July 17 vs. Billings, July 26 vs. Rocky Mountain and Aug. 2 vs. Orem ... recorded 13 total bases July 17 vs. Billings, homering twice with one triple and one double ... started 26 games in left field, nine games at catcher and six games at first base.

Year	Team	AVG	G	AB	R	H	2B	3B	HR	RBI	SAC	SF	HBP	BB	IBB	SO	SB	CS	GIDP	OBP	SLG
2019	Grand Junction	.309	56	207	47	64	12	4	18	49	1	2	1	25	4	69	5	2	3	.383	.667
2020	Did not play	-	-	-	-	-	-	-	-	-	-	-	-	-	-	-	-	-	-	-	-
<b>Minor League Totals</b>		<b>.309</b>	<b>56</b>	<b>207</b>	<b>47</b>	<b>64</b>	<b>12</b>	<b>4</b>	<b>18</b>	<b>49</b>	<b>1</b>	<b>2</b>	<b>1</b>	<b>25</b>	<b>4</b>	<b>69</b>	<b>5</b>	<b>2</b>	<b>3</b>	<b>.383</b>	<b>.667</b>



## Snyder, Taylor

HT: 6-2

WT: 165

B/T: R/R

## Infielder

Born: Sept. 28, 1994 in Elk Ridge, Utah

Hometown: Elk Ridge, Utah

School: Colorado State-Pueblo

**Obtained:** Selected in the 13th round of the 2016 First-Year Player Draft.

**2020:** Did not play due to cancellation of the Minor League season ... **2019:** Saw time at every position with the exception of catcher and center field ... ranked seventh in the California League with 69 RBI ... batted .305 (72-for-236) with 14 of his 18 home runs in the second half ... had two multi-home run games, Aug. 10 vs. Visalia and Aug. 25 vs. Lake Elsinore ... **2018:** Recorded a career-high 22 doubles ... batted .292 (42-for-144) in the first-half, .236 (33-for-140) in the second half ... **2017:** Started at all four infield positions, primarily playing shortstop ... batted .194 (30-for-155) with two home runs in the first half, .258 (50-for-194) with nine home runs in the second half ... **2016:** Hit seven home runs for Rookie Level Grand Junction, tied for the most on the club ... hit .369 (24-for-65) with three home runs and 14 RBI in August ... **PERSONAL:** Led the Rocky Mountain Athletic Conference in RBI and tied for the league lead in home runs for Colorado State-Pueblo in 2016 ... his father, Cory Snyder, played nine seasons for the Cleveland Indians (1986-1990), Chicago White Sox (1991), Toronto Blue Jays (1991), San Francisco Giants (1992) and Los Angeles Dodgers (1993-94).

Year	Team	AVG	G	AB	R	H	2B	3B	HR	RBI	SAC	SF	HBP	BB	IBB	SO	SB	CS	GIDP	OBP	SLG
2016	Grand Junction	.287	47	171	32	49	15	2	7	27	0	1	5	19	0	50	7	3	1	.372	.520
2017	Asheville	.229	98	349	39	80	21	1	11	37	3	2	7	16	1	106	17	9	4	.275	.390
2018	Asheville	.264	84	284	33	75	22	3	8	39	3	6	4	24	0	87	8	6	1	.324	.447
2019	Lancaster	.276	103	388	56	107	19	4	18	69	0	7	7	27	1	127	16	4	5	.329	.485
2020	Did not play	-	-	-	-	-	-	-	-	-	-	-	-	-	-	-	-	-	-	-	-
<b>Minor League Totals</b>		<b>.261</b>	<b>332</b>	<b>1192</b>	<b>160</b>	<b>311</b>	<b>77</b>	<b>10</b>	<b>44</b>	<b>172</b>	<b>6</b>	<b>16</b>	<b>23</b>	<b>86</b>	<b>2</b>	<b>370</b>	<b>48</b>	<b>22</b>	<b>11</b>	<b>.319</b>	<b>.453</b>

## Sommers, Jake

HT: 6-2

WT: 190

B/T: R/R

## Right-Handed Pitcher

Born: June 16, 2002 in Guiria, Venezuela

Hometown: Milwaukee, Wis.

School: University of Wisconsin-Milwaukee

**Obtained:** Acquired via trade, along with four other players, from the St. Louis Cardinals, Feb. 1, 2021.

**2020:** Did not play due to cancellation of the Minor League season ... **2019:** In his first professional experience, made 10 starts and two relief appearances with Rookie Level Johnson City ... **PERSONAL:** Originally selected by St. Louis in the 10th round of the 2019 First-Year Player Draft.

Year	Team	W	L	ERA	G	GS	CG	SHO	GF	SV	IP	H	R	ER	HR	HB	BB	IBB	SO	WP	BK
2019	Johnson City	2	3	4.18	12	10	0	0	0	0	51.2	51	27	24	7	5	19	0	55	3	0
2020	Did not pitch	-	-	-	-	-	-	-	-	-	-	-	-	-	-	-	-	-	-	-	-
<b>Minor League Totals</b>		<b>2</b>	<b>3</b>	<b>4.18</b>	<b>12</b>	<b>10</b>	<b>0</b>	<b>0</b>	<b>0</b>	<b>0</b>	<b>51.2</b>	<b>51</b>	<b>27</b>	<b>24</b>	<b>7</b>	<b>5</b>	<b>19</b>	<b>0</b>	<b>55</b>	<b>3</b>	<b>0</b>

## Stovall, Hunter

HT: 5-8

WT: 170

B/T: R/R

## Infielder

Born: Sept. 5, 1996 in Birmingham, Ala.

Hometown: Pelham, Ala.

School: Mississippi State

**Obtained:** Signed as a Minor League free agent, Dec. 11, 2020.

**2020:** Did not play due to cancellation of the Minor League season ... **2019:** Acquired by Philadelphia via trade with Colorado in exchange for left-handed pitcher James Pazos on April 26 ... **2018:** Appeared in 49 games, primarily at second base, for Rookie Level Grand Junction ... ranked third in the Pioneer League in slugging percentage, tied for third in triples and tied for eighth in home runs ... hit a home run in each of his first two professional at-bats, July 7 vs. Ogden.

Year	Team	AVG	G	AB	R	H	2B	3B	HR	RBI	SAC	SF	HBP	BB	IBB	SO	SB	CS	GIDP	OBP	SLG
2018	Grand Junction	.296	49	199	38	59	16	6	10	41	1	6	2	8	0	22	3	7	5	.321	.588
2019	Asheville	.281	18	57	9	16	7	1	0	2	0	0	1	12	0	12	1	3	5	.414	.439
	Lakewood	.232	71	228	24	53	8	3	1	23	2	4	4	22	0	32	7	4	6	.306	.306
2020	Did not play	-	-	-	-	-	-	-	-	-	-	-	-	-	-	-	-	-	-	-	-
<b>Minor League Totals</b>		<b>.264</b>	<b>138</b>	<b>484</b>	<b>71</b>	<b>128</b>	<b>31</b>	<b>10</b>	<b>11</b>	<b>66</b>	<b>3</b>	<b>10</b>	<b>7</b>	<b>42</b>	<b>0</b>	<b>66</b>	<b>11</b>	<b>14</b>	<b>16</b>	<b>.326</b>	<b>.438</b>

## Todd, Reagan

HT: 6-3

WT: 218

B/T: L/L

## Left-Handed Pitcher

Born: Aug. 30, 1995 in Centennial, Colo.

Hometown: Centennial, Colo.

School: Colorado Mesa

**Obtained:** Selected in the 32nd round of the 2018 First-Year Player Draft.

**2020:** Did not play due to cancellation of the Minor League season ... **2019:** Combined to make 26 relief appearances between Short-Season Boise and Low-A Asheville, going 4-1 with a 1.87 ERA (33.2 IP, 7 ER) ... named a Northwest League Mid-Season All-Star ... scored upon once in 11 appearances with Asheville ... **2018:** Made three starts and nine relief appearances with Grand Junction before being promoted to Boise ... posted a 4.26 ERA (6.1 IP, 3 ER) as a starter ... **PERSONAL:** Colorado native who graduated from Regis Jesuit High School and attended Colorado Mesa University in Grand Junction, Colo.

Year	Team	W	L	ERA	G	GS	CG	SHO	GF	SV	IP	H	R	ER	HR	HB	BB	IBB	SO	WP	BK
2018	Grand Junction	1	1	7.20	12	3	0	0	0	0	20.0	32	19	16	5	1	9	0	18	2	1
	Boise	0	1	7.20	5	0	0	0	1	0	5.0	7	4	4	0	0	2	0	6	0	0
2019	Boise	2	1	2.57	15	0	0	0	3	1	21.0	19	9	6	1	1	5	0	29	2	0
	Asheville	2	0	0.71	11	0	0	0	2	0	12.2	9	1	1	1	0	3	0	18	0	0
2020	Did not pitch	-	-	-	-	-	-	-	-	-	-	-	-	-	-	-	-	-	-	-	-
<b>Minor League Totals</b>		<b>5</b>	<b>3</b>	<b>4.14</b>	<b>43</b>	<b>3</b>	<b>0</b>	<b>0</b>	<b>6</b>	<b>1</b>	<b>58.2</b>	<b>67</b>	<b>33</b>	<b>27</b>	<b>7</b>	<b>2</b>	<b>19</b>	<b>0</b>	<b>71</b>	<b>4</b>	<b>1</b>

## Toglia, Michael

## Infielder

HT: 6-5

WT: 226

B/T: S/L

Hometown: Gig Harbor, Wash.

Born: Aug. 16, 1998 in Phoenix, Ariz.

School: UCLA

**Obtained:** Selected in the first round (23rd overall) of the 2019 First-Year Player Draft.

**2020:** Spent the season at the Rockies' alternate training site in Denver ... **2019:** Named a Northwest League Mid-Season All-Star after being selected with the Rockies' first pick in the 2019 Draft ... tied for second in the league with nine home runs, the most by any Hawks player ... homered in his first game, June 21 at Spokane ... first multi-home run game Aug. 8 vs. Eugene ...

**PERSONAL:** Previously selected by the Rockies in the 35th round of the 2016 First-Year Player Draft but did not sign.

Year	Team	AVG	G	AB	R	H	2B	3B	HR	RBI	SAC	SF	HBP	BB	IBB	SO	SB	CS	GIDP	OBP	SLG
2019	Boise	.248	41	145	25	36	7	0	9	26	0	2	1	28	0	45	1	1	2	.369	.483
2020	Alternate training site	-	-	-	-	-	-	-	-	-	-	-	-	-	-	-	-	-	-	-	-
<b>Minor League Totals</b>		<b>.248</b>	<b>41</b>	<b>145</b>	<b>25</b>	<b>36</b>	<b>7</b>	<b>0</b>	<b>9</b>	<b>26</b>	<b>0</b>	<b>2</b>	<b>1</b>	<b>28</b>	<b>0</b>	<b>45</b>	<b>1</b>	<b>1</b>	<b>2</b>	<b>.369</b>	<b>.483</b>

## Toribio, Juan

## Right-Handed Pitcher

HT: 6-3

WT: 201

B/T: R/R

Hometown: Cabrera, D.R.

Born: April 5, 1999 in Cabrera, D.R.

School: N/A

**Obtained:** Signed as a non-drafted international free agent, Nov. 24, 2017.

**2020:** Did not play due to cancellation of the Minor League season ... **2019:** Did not pitch ... **2018:** Tied for eighth in the Dominican Summer League and tied for 11th in strikeouts ... tossed five shutout innings with 10 strikeouts, June 23 vs. DSL Seattle.

Year	Team	W	L	ERA	G	GS	CG	SHO	GF	SV	IP	H	R	ER	HR	HB	BB	IBB	SO	WP	BK
2018	DSL Colorado	6	1	3.14	13	13	0	0	0	0	57.1	44	22	20	2	4	20	0	69	18	0
2019	Did not pitch	-	-	-	-	-	-	-	-	-	-	-	-	-	-	-	-	-	-	-	-
2020	Did not pitch	-	-	-	-	-	-	-	-	-	-	-	-	-	-	-	-	-	-	-	-
<b>Minor League Totals</b>		<b>6</b>	<b>1</b>	<b>3.14</b>	<b>13</b>	<b>13</b>	<b>0</b>	<b>0</b>	<b>0</b>	<b>0</b>	<b>57.1</b>	<b>44</b>	<b>22</b>	<b>20</b>	<b>2</b>	<b>4</b>	<b>20</b>	<b>0</b>	<b>69</b>	<b>18</b>	<b>0</b>

## Torrealba, Yorvis

## Outfielder

HT: 6-0

WT: 195

B/T: R/R

Hometown: Parkland, Fla.

Born: July 14, 1995 in Caracas, Venezuela

School: Tampa (Fla.)

**Obtained:** Selected in the 20th round of the 2019 First-Year Player Draft.

**2020:** Did not play due to cancellation of the Minor League season ... **2019:** Appeared in 59 games with Short-Season Boise, the second-most on the club ... started 39 games in right field and 14 games in left field ... **PERSONAL:** Son of former Rockies catcher Yorvit Torrealba.

Year	Team	AVG	G	AB	R	H	2B	3B	HR	RBI	SAC	SF	HBP	BB	IBB	SO	SB	CS	GIDP	OBP	SLG
2019	Boise	.227	59	211	25	48	10	1	0	18	1	4	6	20	0	30	8	6	5	.307	.284
2020	Did not play	-	-	-	-	-	-	-	-	-	-	-	-	-	-	-	-	-	-	-	-
<b>Minor League Totals</b>		<b>.227</b>	<b>59</b>	<b>211</b>	<b>25</b>	<b>48</b>	<b>10</b>	<b>1</b>	<b>0</b>	<b>18</b>	<b>1</b>	<b>4</b>	<b>6</b>	<b>20</b>	<b>0</b>	<b>30</b>	<b>8</b>	<b>6</b>	<b>5</b>	<b>.307</b>	<b>.284</b>

## Tovar, Ezequiel

## Infielder

HT: 6-0

WT: 162

B/T: S/R

Hometown: Maracay, Venezuela

Born: Aug. 1, 2001 in Maracay, Venezuela

School: N/A

**Obtained:** Signed as a non-drafted international free agent, Aug. 1, 2017.

**2020:** Did not play due to cancellation of the Minor League season ... **2019:** Played in 55 games with Short-Season Boise before finishing his season with 18 games at Rookie Level Grand Junction ... combined to bat .253 (93-for-289) ... **2018:** Started 20 games at shortstop and nine games at second base for DSL Colorado ... recorded a 10-game hitting streak from July 16-July 25.

Year	Team	AVG	G	AB	R	H	2B	3B	HR	RBI	SAC	SF	HBP	BB	IBB	SO	SB	CS	GIDP	OBP	SLG
2018	DSL Colorado	.262	35	130	29	34	4	4	0	11	1	3	2	22	0	33	16	9	1	.369	.354
2019	Boise	.249	55	217	22	54	4	2	2	13	6	2	2	16	0	52	13	0	3	.304	.313
	Grand Junction	.264	18	72	12	19	2	2	0	3	2	1	1	10	0	17	4	1	2	.357	.347
2020	Did not play	-	-	-	-	-	-	-	-	-	-	-	-	-	-	-	-	-	-	-	-
<b>Minor League Totals</b>		<b>.255</b>	<b>108</b>	<b>419</b>	<b>63</b>	<b>107</b>	<b>10</b>	<b>8</b>	<b>2</b>	<b>28</b>	<b>9</b>	<b>6</b>	<b>5</b>	<b>48</b>	<b>0</b>	<b>102</b>	<b>33</b>	<b>10</b>	<b>6</b>	<b>.335</b>	<b>.332</b>

## Tribucher, Will

HT: 6-3

WT: 210

B/T: L/L

## Left-Handed Pitcher

Hometown: San Clemente, Calif.

School: Michigan

Born: Sept. 23, 1996 in San Clemente, Calif.

Obtained: Selected in the 14th round of the 2018 First-Year Player Draft.

2020: Did not play due to cancellation of the Minor League season ... **2019:** In 24 combined appearances between Short-Season Boise and Low-A Asheville went 1-1 with a 5.90 ERA (29.0 IP, 19 ER) ... **2018:** His 2.32 ERA was the lowest on Rookie Level Grand Junction among relievers with 20 relief appearances ... tossed two or more innings in seven of his 20 appearances.

Year	Team	W	L	ERA	G	GS	CG	SHO	GF	SV	IP	H	R	ER	HR	HB	BB	IBB	SO	WP	BK
2018	Grand Junction	4	2	2.32	20	0	0	0	5	0	31.0	18	12	8	2	0	10	0	40	2	0
2019	Boise	0	0	4.38	9	0	0	0	3	1	12.1	11	7	6	2	1	1	0	13	1	0
	Asheville	1	1	7.02	15	0	0	0	7	0	16.2	25	14	13	1	1	7	0	20	2	0
2020	Did not pitch	-	-	-	-	-	-	-	-	-	-	-	-	-	-	-	-	-	-	-	-
<b>Minor League Totals</b>		<b>5</b>	<b>3</b>	<b>4.05</b>	<b>44</b>	<b>0</b>	<b>0</b>	<b>0</b>	<b>15</b>	<b>1</b>	<b>60.0</b>	<b>54</b>	<b>33</b>	<b>27</b>	<b>5</b>	<b>2</b>	<b>18</b>	<b>0</b>	<b>73</b>	<b>5</b>	<b>0</b>

## Valencia, Angel

HT: 6-4

WT: 165

B/T: R/R

## Right-Handed Pitcher

Hometown: Guiria, Venezuela

School: N/A

Born: June 16, 2002 in Guiria, Venezuela

Obtained: Signed as a non-drafted international free agent, July 2, 2018.

2020: Did not play due to cancellation of the Minor League season ... **2019:** In his first professional experience, made 16 appearances out of the bullpen for DSL Colorado ... 11 of his appearances were two or more innings.

Year	Team	W	L	ERA	G	GS	CG	SHO	GF	SV	IP	H	R	ER	HR	HB	BB	IBB	SO	WP	BK
2019	DSL Colorado	1	2	4.45	16	0	0	0	0	0	28.1	30	15	14	5	0	9	0	31	4	1
2020	Did not pitch	-	-	-	-	-	-	-	-	-	-	-	-	-	-	-	-	-	-	-	-
<b>Minor League Totals</b>		<b>1</b>	<b>2</b>	<b>4.45</b>	<b>16</b>	<b>0</b>	<b>0</b>	<b>0</b>	<b>0</b>	<b>0</b>	<b>28.1</b>	<b>30</b>	<b>15</b>	<b>14</b>	<b>5</b>	<b>0</b>	<b>9</b>	<b>0</b>	<b>31</b>	<b>4</b>	<b>1</b>

## Vargas, Juan

HT: 6-3

WT: 180

B/T: R/R

## Right-Handed Pitcher

Hometown: Santiago, D.R.

School: N/A

Born: Oct. 10, 2000 in Santiago, D.R.

Obtained: Signed as a non-drafted international free agent, Nov. 10, 2018.

2020: Did not play due to cancellation of the Minor League season ... **2019:** Made eight starts and one relief appearance between the two DSL teams, never allowing more than three runs.

Year	Team	W	L	ERA	G	GS	CG	SHO	GF	SV	IP	H	R	ER	HR	HB	BB	IBB	SO	WP	BK
2019	DSL Colorado	2	1	4.21	7	6	0	0	0	0	25.2	24	14	12	0	2	12	0	23	5	1
	DSL Rockies	0	0	7.36	2	2	0	0	0	0	3.2	2	3	3	0	1	2	0	0	0	0
2020	Did not pitch	-	-	-	-	-	-	-	-	-	-	-	-	-	-	-	-	-	-	-	-
<b>Minor League Totals</b>		<b>2</b>	<b>1</b>	<b>4.60</b>	<b>9</b>	<b>8</b>	<b>0</b>	<b>0</b>	<b>0</b>	<b>0</b>	<b>29.1</b>	<b>26</b>	<b>17</b>	<b>15</b>	<b>0</b>	<b>3</b>	<b>14</b>	<b>0</b>	<b>23</b>	<b>5</b>	<b>1</b>

## Veen, Zac

HT: 6-4

WT: 190

B/T: S/R

## Outfielder

Hometown: Port Orange, Fla.

School: Spruce Creek HS (Fla.)

Born: Dec. 12, 2001 in Port Orange, Fla.

Obtained: Selected in the first round (ninth overall) of the 2020 First-Year Player Draft.

2020: Did not play due to cancellation of the Minor League season ... **PERSONAL:** Became the third outfielder ever selected by the Rockies in the first round, and the 15th high schooler ever selected with the club's first overall pick.

Year	Team	AVG	G	AB	R	H	2B	3B	HR	RBI	SAC	SF	HBP	BB	IBB	SO	SB	CS	GIDP	OBP	SLG
2020	Did not play	-	-	-	-	-	-	-	-	-	-	-	-	-	-	-	-	-	-	-	-
<b>Minor League Totals</b>		-	-	-	-	-	-	-	-	-	-	-	-	-	-	-	-	-	-	-	-

## Watson, Derrick

HT: 6-2

WT: 175

B/T: R/R

## Right-Handed Pitcher

Hometown: St. Louis, Mo.

School: Murray State (Ky.)

Born: Aug. 21, 1994 in St. Louis, Mo.

Obtained: Selected in the 25th round of the 2017 First-Year Player Draft.

2020: Did not play due to cancellation of the Minor League season ... **2019:** His 34 relief appearances were the fourth-most on the Tourists ... led all Tourists relievers in innings pitched and strikeouts ... **2018:** Made 28 relief appearances with Low-A Asheville ... missed the last month of the season while on the disabled list ... **2017:** Appeared in 14 games out of the bullpen for Rookie Level Grand Junction in his first season ... earned his first professional win Aug. 23 at Orem after tossing a scoreless eighth inning.

Year	Team	W	L	ERA	G	GS	CG	SHO	GF	SV	IP	H	R	ER	HR	HB	BB	IBB	SO	WP	BK
2017	Grand Junction	1	1	8.15	14	0	0	0	2	0	17.2	20	19	16	0	3	9	0	14	2	0
2018	Asheville	1	1	4.93	28	0	0	0	14	0	34.2	38	19	19	5	2	21	0	36	3	0
2019	Asheville	4	2	3.28	34	0	0	0	5	0	60.1	40	27	22	1	5	43	0	72	11	0
2020	Did not pitch	-	-	-	-	-	-	-	-	-	-	-	-	-	-	-	-	-	-	-	-
<b>Minor League Totals</b>		<b>6</b>	<b>4</b>	<b>4.55</b>	<b>76</b>	<b>0</b>	<b>0</b>	<b>0</b>	<b>21</b>	<b>0</b>	<b>112.2</b>	<b>98</b>	<b>65</b>	<b>57</b>	<b>6</b>	<b>10</b>	<b>73</b>	<b>0</b>	<b>122</b>	<b>16</b>	<b>0</b>

## Weatherly, Sam

## Right-Handed Pitcher

HT: 6-4

WT: 215

B/T: L/L

Hometown: Fort Myers, Fla.

Born: May 28, 1999 in Ann Arbor, Mich.

School: Clemson

Obtained: Selected in the third round of the 2020 First-Year Player Draft.

2020: Did not play due to cancellation of the Minor League season ... **PERSONAL:** Originally selected by Toronto in the 27th round of the 2017 First-Year Player Draft, but did not sign.

Year	Team	W	L	ERA	G	GS	CG	SHO	GF	SV	IP	H	R	ER	HR	HB	BB	IBB	SO	WP	BK
2019	DSL Rockies	1	4	3.55	29	0	0	0	9	2	33.0	42	21	13	1	2	11	1	33	4	0
2020	Did not pitch	-	-	-	-	-	-	-	-	-	-	-	-	-	-	-	-	-	-	-	-
<b>Minor League Totals</b>		<b>1</b>	<b>4</b>	<b>3.55</b>	<b>29</b>	<b>0</b>	<b>0</b>	<b>0</b>	<b>9</b>	<b>2</b>	<b>33.0</b>	<b>42</b>	<b>21</b>	<b>13</b>	<b>1</b>	<b>2</b>	<b>11</b>	<b>1</b>	<b>33</b>	<b>4</b>	<b>0</b>

## Wynkoop, Jack

## Left-Handed Pitcher

HT: 6-5

WT: 205

B/T: L/L

Hometown: Virginia Beach, Va.

Born: Nov. 2, 1993 in Virginia Beach, Va.

School: South Carolina

Obtained: Selected in the sixth round of the 2015 First-Year Player Draft.

2020: Did not play due to cancellation of the Minor League season ... **2019:** Ranked among Eastern League leaders in innings pitched (149.0, 3rd), complete games (two, T-2), ERA (3.56, 10th) and WHIP (1.19, 10th) ... tossed a nine inning complete-game shutout July 3 vs. Bowie, earning Pitcher of the Week honors ... **2018:** Made 16 starts with Double-A Hartford ... made his last start on July 4 before spending the rest of the season on the disabled list ... **2017:** Started 24 games for Double-A Hartford, going 5-11 with a 4.44 ERA (150.0 IP, 74 ER) ... tossed the first two complete games of his career, the most on the club ... was 1-5 with a 5.40 ERA (60.0 IP, 36 ER) at home, 4-6 with a 3.80 ERA (90.0 IP, 38 ER) on the road ... **2016:** Split the season between Low-A Asheville and High-A Modesto, going a combined 13-5 with a 3.11 ERA (170.2 IP, 59 ER), 12 walks an 144 strikeouts ... was named the South Atlantic League Pitcher of the Week Aug. 14 after going 2-0 with a 0.00 ERA in 12 innings pitched ... overall in August, went 4-0 with a 1.03 ERA (35.0 IP, 4 ER), one walk and 32 strikeouts ... **2015:** Made 11 total appearances, nine starts, for Short-Season Boise in his first professional season ... surrendered three or fewer runs in 10 of 11 outings.

Year	Team	W	L	ERA	G	GS	CG	SHO	GF	SV	IP	H	R	ER	HR	HB	BB	IBB	SO	WP	BK
2015	Boise	2	4	4.25	11	9	0	0	1	0	48.2	52	28	23	6	2	8	0	34	1	0
2016	Asheville	6	3	3.47	14	14	0	0	0	0	93.1	107	49	36	12	1	7	0	73	1	0
	Modesto	7	2	2.68	14	14	0	0	0	0	77.1	80	27	23	5	3	5	0	71	2	1
2017	Hartford	5	11	4.44	24	24	2	0	0	0	150.0	170	80	74	17	2	66	0	80	0	1
2018	Hartford	3	7	6.58	16	16	0	0	0	0	80.2	124	63	59	11	2	16	0	37	3	0
2019	Hartford	7	13	3.56	24	24	2	1	0	0	149.0	155	64	59	18	2	22	0	99	2	1
2020	Did not pitch	-	-	-	-	-	-	-	-	-	-	-	-	-	-	-	-	-	-	-	-
<b>Minor League Totals</b>		<b>30</b>	<b>40</b>	<b>4.12</b>	<b>103</b>	<b>101</b>	<b>4</b>	<b>1</b>	<b>1</b>	<b>0</b>	<b>599.0</b>	<b>688</b>	<b>311</b>	<b>274</b>	<b>69</b>	<b>16</b>	<b>80</b>	<b>0</b>	<b>394</b>	<b>9</b>	<b>3</b>

## Yalowitz, Jack

## Outfielder

HT: 5-11

WT: 180

B/T: L/L

Hometown: Chicago, Ill.

Born: Oct. 19, 1996 in Chicago, Ill.

School: Illinois

Obtained: Selected in the 10th round of the 2019 First-Year Player Draft.

2020: Did not play due to cancellation of the Minor League season ... **2019:** Saw time at all three outfielder positions with Rookie Level Grand Junction ... hit his first career home run July 11 vs. Great Falls.

Year	Team	AVG	G	AB	R	H	2B	3B	HR	RBI	SAC	SF	HBP	BB	IBB	SO	SB	CS	GIDP	OBP	SLG
2019	Grand Junction	.204	47	162	19	33	7	0	3	21	2	2	3	14	0	47	7	3	1	.276	.302
2020	Did not play	-	-	-	-	-	-	-	-	-	-	-	-	-	-	-	-	-	-	-	-
<b>Minor League Totals</b>		<b>.204</b>	<b>47</b>	<b>162</b>	<b>19</b>	<b>33</b>	<b>7</b>	<b>0</b>	<b>3</b>	<b>21</b>	<b>2</b>	<b>2</b>	<b>3</b>	<b>14</b>	<b>0</b>	<b>47</b>	<b>7</b>	<b>3</b>	<b>1</b>	<b>.276</b>	<b>.302</b>

## Zamora, Martin

## Left-Handed Pitcher

HT: 5-11

WT: 170

B/T: L/L

Hometown: Rivas, Nicaragua

Born: Nov. 3, 2001 in Rivas, Nicaragua

School: N/A

Obtained: Signed as a non-drafted international free agent, Nov. 26, 2018.

2020: Did not play due to cancellation of the Minor League season ... **2019:** In his first professional experience, made 11 relief appearances and three starts for the DSL Rockies.

Year	Team	W	L	ERA	G	GS	CG	SHO	GF	SV	IP	H	R	ER	HR	HB	BB	IBB	SO	WP	BK
2019	DSL Colorado	3	0	5.35	14	3	0	0	0	0	37.0	38	26	22	3	6	8	0	38	3	1
2020	Did not pitch	-	-	-	-	-	-	-	-	-	-	-	-	-	-	-	-	-	-	-	-
<b>Minor League Totals</b>		<b>3</b>	<b>0</b>	<b>5.35</b>	<b>14</b>	<b>3</b>	<b>0</b>	<b>0</b>	<b>0</b>	<b>0</b>	<b>37.0</b>	<b>38</b>	<b>26</b>	<b>22</b>	<b>3</b>	<b>6</b>	<b>8</b>	<b>0</b>	<b>38</b>	<b>3</b>	<b>1</b>





# MEDIA INFORMATION

# Media Information

## 2021 MEDIA POLICIES

### WORKING MEDIA CREDENTIALS

A limited number of media members (including photographers) may receive credentials and access to certain Non-Restricted Areas. Requests for daily credentials must come directly from the affiliation's editor, producer or director. It is the responsibility of the requesting affiliation to confirm story assignment and subsequent approval/denial of access to the game in question.

- The Rockies will not issue 2021 season credentials. All media must apply for a daily credential at least 24 hours before a game, using MLB's online credentialing system ([credentials.mlb.com](https://www.mlb.com/credentials)).
- BBWAA Cards, including gold cards, will be honored during the 2021 regular season provided the cardholder notifies the Rockies 24 hours before the game.
- In order to ensure proper social distancing in media spaces, the Rockies will issue a maximum of 35 credentials per game.

### MEDIA ENTRY

All approved media members will be screened for entry to Coors Field, subject to the standards and policies outlined in MLB's 2021 Operations Manual. This will include credential, security, medical and temperature screening. Failure to comply with this screening will result in entry to the ballpark being denied.

Per MLB Guidelines, the Rockies may begin to allow media into the ballpark no more than four hours prior to first pitch, and media must leave the ballpark no later than 90 minutes following the conclusion of postgame interviews.

### FOLLOWING HEALTH AND SAFETY RULES

By receiving a media credential, a media member agrees to observe all MLB and club rules, including any applicable government orders in the local market and the precautionary steps that are in place to preserve health and safety. Clubs may, in their discretion, require a negative COVID-19 test result prior to entry by media members. Media members must wear approved face coverings at all times, covering their nose and mouth; face coverings such as neck gaiters, bandanas and masks with valves are not considered approved at Coors Field. Media members should bring their own face coverings to the ballpark. Media members must also practice physical distancing while present at Coors Field (whether indoors or outdoors), and they are required to wash or sanitize their hands frequently. Failure to comply with any health and safety initiatives will result in a loss of access to the ballpark.

### RESTRICTED AREAS

Approved media members will not be permitted in Restricted Areas or in close proximity to Tier 1 Individuals. Restricted Areas include areas of the ballparks frequented by on-field personnel, including personnel at off-site locations. The Restricted Areas include clubhouses, locker rooms, playing fields, dugouts, training rooms, weight rooms, interview rooms and any route inside the ballpark/facility utilized by Tier 1 personnel.

### MEDIA WORKSPACE

Media members are limited to the workspace provided for them and must not enter other areas of the facility. Physically distanced, well-ventilated media workspace(s) within the ballpark, with a roof overhead, will be provided for credentialed media members.

- Members of the media will work only from their assigned work area.
- The media workspace will be cleaned and disinfected after every use.
- Elevators should only be used by media members who are unable to use stairs.

### WORKING PRESS BOX

Seating in the lower press box (located behind home plate on the LP level) is prioritized for daily print media, visiting media

relations departments, visiting beat writers, and radio and television representatives not on the air during games. The Rockies will provide auxiliary seating in the Warning Track area located below the out-of-town scoreboard in right field.

The upper press box (located behind home plate on the Club Level) consists of two television booths and four radio booths for live broadcasts. Keeping with MLB and club policy, no person under 18 is permitted into either press box area on game days. Alcoholic beverages are prohibited from the working press boxes (upper and lower) prior to and during the game. The press boxes are equipped with wireless Internet capabilities.

### VIRTUAL INTERVIEWS

All pregame and postgame interviews will take place by Zoom video conference or telephone call and shall be coordinated by Rockies Communications.

- No media will have direct access to players, the manager or other baseball operations personnel.
- This policy is subject to ongoing review by Major League Baseball and its clubs, based on the advice of medical experts and the applicable local guidance in the host city to determine when and if it would be feasible to introduce in-person, physically-distanced interviews or press conferences.

### EXPECTED MEDIA AVAILABILITY

Manager Bud Black will be available both pregame and postgame via Zoom. Postgame interviews with the manager will begin approximately 10 minutes after the final out of the game. The manager's pregame media availability will occur prior to the start of batting practice.

Rockies Communications will make at least one player available pregame per day. Players most relevant to a game's outcome will be made available postgame.

Special requests will be accommodated when possible. The Rockies will make every effort to provide access to players of interest, particularly when circumstances warrant (milestones, homecomings, injuries, etc.).

### IN-GAME INTERVIEWS

Interviews are not permitted in the ballpark during the game unless approved by the Rockies Communications Department. If approved, interviews may only be conducted on the concourse between innings (not in the stands) while the game is in progress.

### PHOTOGRAPHY

Daily photo credentials are only issued to photographers on assignment for legitimate news-gathering organizations and representatives of companies licensed by Major League Baseball. Requests must follow the procedure outlined previously for "Working Media Credentials." The Rockies do not credential freelancers or any photographers without a specific assignment as outlined by an affiliate's editor, producer or director. All flash photography is prohibited at Coors Field.

Please be advised that seats in the photo bays will be limited due to distancing requirements. Priority in all photo bays will be granted to news organizations on nightly deadlines. Photographers can only enter the wells through the seating bowl and are strictly prohibited from entering the playing field to gain access to the camera wells.

Secondary designated shooting locations may be provided by the Rockies. Should those locations be within the seating bowl, photographers must avoid touching surfaces with their hands, and must maintain a safe, physically-distanced space. With prior



## (Media Information, continued)

approval from the Rockies Communications Department, still photographers may shoot from the TV camera wells located in the outfield along the baselines and along the upper deck, space permitting.

Photographers are not permitted into the ballpark until four hours prior to first pitch and must leave the ballpark no later than one hour after the conclusion of the game.

All mono and tripods are permitted pregame or postgame on the field, but not during the game. Any use of photographs taken other than for news-gathering purposes or MLB officially licensed products will be considered a violation of existing trademark and copyright restrictions.

### LIVE TRANSMISSIONS

Affiliations not licensed by MLB, and non-rights holders of the Colorado Rockies and MLB (television, radio and Internet/online sites) are prohibited from providing live telecasts or broadcasts, game simulations, pitch-by-pitch accounts, as well as from using live or taped material originating from inside the ballpark of any information about the game, including (but not limited to) any account, description, picture, video, audio, reproduction or other information concerning any MLB game (including from a camera feed already positioned within the ballpark). Such use without a license from Major League Baseball Enterprises is a violation of the policies of MLB and the Colorado Rockies and any breach will result in revocation of credentials, and may be subject to litigation. Additionally, non-licensed live transmissions are prohibited from providing live telecasts or broadcasts within the following window: the period commencing with AT&T SportsNet going on the air pregame and ending with the conclusion of the club's television and radio rights holders' (both AT&T SportsNet and 850 KOA) postgame programming. See below for more detail on live in-game radio reports.

### LIVE IN-GAME RADIO REPORTS

When a game is not being broadcast by ESPN Radio, MLB's national rights holder, radio stations and assigned correspondents for out-of-town reports are permitted to give inning or half-inning score updates; however, at no time can they file reports

while play is in progress. When a game is being broadcast by ESPN Radio, no radio entity is allowed to file live in-game reports from the ballpark hosting that game. The ESPN Radio window of exclusivity begins 15 minutes prior to first pitch and concludes 15 minutes after the game, or when ESPN Radio completes its broadcast, whichever comes first. In addition, in order to protect the club's local rights holders, the following guidelines are recommended for all non-ESPN Radio games:

- Reports are defined as non play-by-play reporting of scores and game highlights, including scene setters, game-in-progress updates and postgame summaries. No entity other than club and national rights holders are permitted to broadcast play-by-play at any time.
- Reports must be limited to segments of 30-60 seconds each and must be confined to between innings only.
- Reports will be limited to six per game. Radio stringers must notify clubs of their plans to do live reports from the ballpark and confirm an approved location.
- The suggested sequence per media outlet is as follows:  
Scene Set / 2nd Inning / 4th Inning / 6th Inning / 8th Inning / Postgame summary.

### MEDIA DINING

A media dining room is located adjacent to the working press box on the Lower Press level of Coors Field, and is available to credentialed members of the media who have access to the working press box. However, due to current safety protocols, media dining will not be provided for the beginning of the season, but media members are permitted to bring their own food into the press box (following ballpark policies). The Rockies will continue to monitor the local circumstances and if state/city/MLB safety protocols allow, media members will be notified if and when media dining will be provided again.

### AUTOGRAPHS

Credentialed members of the media are strictly prohibited from requesting autographs or equipment from any area of the ballpark. Officials will revoke credentials from violators immediately, with no exceptions.

## PREGAME BATTING PRACTICE & INFIELD SCHEDULE AT COORS FIELD

*(subject to change)*

### 1:10 PM GAME

Starter Hits	10:20-10:30
Rockies Hit	10:30-11:30
Visitors Hit	11:40-12:15
Rockies Infield	12:15-12:25
Visitors Infield	12:25-12:35
Grounds Crew	12:45-1:10

### 2:10 PM GAME

Starter Hits	11:20-11:30
Rockies Hit	11:30-12:30
Visitors Hit	12:35-1:15
Rockies Infield	1:15-1:25
Visitors Infield	1:25-1:35
Grounds Crew	1:45-2:10

### 6:10 PM GAME

Pitchers Hit	3:05-3:25
Starter Hits	3:25-3:30
Rockies Hit	3:30-4:30
Visitors Hit	4:35-5:15
Rockies Infield	5:15-5:25
Visitors Infield	5:25-5:35
Grounds Crew	5:45-6:10

### 6:40 PM GAME

Pitchers Hit	3:35-3:55
Starter Hits	3:55-4:00
Rockies Hit	4:00-5:00
Visitors Hit	5:05-5:45
Rockies Infield	5:45-5:55
Visitors Infield	5:55-6:05
Grounds Crew	6:15-6:40

### 7:10 PM GAME

Pitchers Hit	4:05-4:25
Starter Hits	4:25-4:30
Rockies Hit	4:30-5:30
Visitors Hit	5:35-6:15
Rockies Infield	6:15-6:25
Visitors Infield	6:25-6:35
Grounds Crew	6:45-7:10

# Rockies Radio Network



## Jack Corrigan

Radio Announcer - KOA

With more than 2,800 Rockies broadcasts under his belt, Jack Corrigan returns for his 19th season in Denver and his 36th in Major League Baseball. Corrigan came to Colorado after 17 years in the Cleveland Indians television booth. In addition to his work in baseball, Corrigan has been involved with play-by-play and color commentary for the Cleveland Cavaliers telecasts in the NBA and spent more than fifteen years as the lead announcer for college football and basketball games for the Atlantic Coast Conference, Ivy League, Mid-American Conference and Patriot League, among others.

A native Clevelander, Jack is a graduate of St. Ignatius High School and Cornell University, where he played football for four seasons while earning a B.A. in History. He received a master's degree in communications from Kent State University, and his thesis—on NFL Films—is in the archives at the Pro Football Hall of Fame in Canton, Ohio. He is involved with his own video company that has produced more than 75 projects for sports entities and other commercial and non-profit organizations.

In the summer of 2005, Jack published his first novel, *Warning Track*, a book about an aging baseball player dealing with the lure and repercussions of supplement use. His second novel is titled *Night of Destiny: 24 December 1944*. It is a fictionalized account of an incident in World War II that involved his late father, Judge John V. Corrigan. *Hit and Run*, a sequel to *Warning Track*, is awaiting publication while being considered as a movie or television series.

Jack and his wife, Lisa, have been married 44 years and they have two children. Megan, a graduate of Mercyhurst University, and her husband John live in Colorado with their sons, James and Daniel. Michael, a Loyola Marymount University graduate, and his husband Eric work in Chicago, where he is in charge of publicity and branding for The Tie Bar Company. Jack, a prostate cancer survivor, is active with the Prostate Cancer Foundation and other local groups in increasing awareness and raising funds for research. He is on the Board of Directors for Boys Hope/Girls Hope, a privately-funded non-profit organization that helps at-risk children. Jack has served as a volunteer assistant football coach at Regis Jesuit High School in Denver for more than 10 years, after filling a similar position in Cleveland at Saint Ignatius High School for 20 seasons.



## Mike Rice

Radio Announcer - KOA

Mike Rice joins Jack Corrigan on the Rockies broadcast for his second season in 2021.

Rice has been covering Colorado sports since 1991, including calling play-by-play for various teams at the University of Colorado and University of Northern Colorado.

Since 2002, he has been with Rockies flagship station KOA serving in a number of sports roles, including primary Rockies fill-in announcer over the last several seasons, studio host for the Denver Broncos and anchor for morning sportscasts. He is also currently the KOA Sports Director.

A native of San Rafael, Calif., Rice got his start in radio while in college at the University of California, Berkeley.

A trusted voice in Colorado journalism for more three decades with a friendly and engaging style, Mike enjoys traveling and photography, and always has his camera at the ready.

He resides in Denver, Colo. with his wife, Anne, and two sons, EJ and Will.

## ROCKIES RADIO FLAGSHIP & AFFILIATES

### COLORADO

KOA	850 AM/94.1	Denver
KNRV	1150 AM	Denver
KSBK	100.3 FM	Alamosa
KNFO	106.1 FM	Aspen
KSNB	100.3 FM	Blanca
KNAB	1140 AM	Burlington
KSTY	1400 AM	Cañon City
KNFO	94.3 FM	Carbondale
KSPK	102.3 FM	Colorado City
KSPK	100.3 FM	Colorado Spgs
KSPK	104.1 FM	Del Norte
KTMM	102.1 FM	Delta
KIUP	930 AM/97.3	Durango
KFKA	1310 AM	Ft. Collins/Greeley
KSIR	1010 AM	Ft. Morgan
KNFO	106.1 FM	Glenwood Spgs
KTMM	1340 AM/101	Grand Junction

KNFO	94.1 FM
KLMR	920 AM
KTMM	100.1 FM
KDZA	1350 AM
KNFO	105.7 FM
KSPK	104.1 FM
KTYV	105.7 FM
KCGC	94.5 FM
KNFO	96.3 FM
KSPK	104.1 FM
KNFO	105.5 FM
KSPK	102.3 FM
KRDZ	1440 AM

### KANSAS

KLOE	730 AM	Goodland/Colby
------	--------	----------------

Gypsum
La Junta/Lamar
Montrose
Pueblo
Redstone
South Fork
Steamboat
Sterling
Thomasville
Trinidad
Vail
Walsenburg
Yuma/Wray

### NEBRASKA

KCSR	610 AM	Chadron
KOGA	930 AM	Ogallala
KOLT	690 AM/101.7	Scottsbluff

### SOUTH DAKOTA

KBFS	1450 AM	Belle Fourche
------	---------	---------------

### WYOMING

KFBC	1240 AM/95.7	Cheyenne
KKTY	1470 AM	Douglas
KOWB	1290 AM	Laramie
KPOW	1260 AM	Powell
KVOW	1450 AM	Riverton
KZWY	106.3 FM	Sheridan
KYDT	103.1 FM	Sundance

# AT&T SportsNet Rocky Mountain



## Drew Goodman

Play-by-Play Announcer - AT&T SportsNet

Drew Goodman, one of the most versatile broadcasters in sports, is in his 20th year calling Colorado Rockies games.

For 10 years (1994-2004), Goodman was the TV play-by-play announcer for Denver Nuggets telecasts, and from 2002-04, he was one of a few broadcasters to regularly call action for telecasts of two professional teams in the same year, annually logging more than 190 games between the Rockies and Nuggets. Prior to becoming the Rockies TV play-by-play voice in 2002, he worked select MLB national games for FSN and FX, and hosted the "Rockies Pregame Report" and "Rockies Weekly."

His work in football has been extensive, including stints calling the NFL for both NBC and FOX. He has called college football and basketball for FOX Sports Net, FX, ESPN, PAC 12 Network and AT&T SportsNet over the last thirty years and continues those duties at the conclusion of the baseball season. His work has not been limited to just the major sports, as he has covered everything from the ATP Tour to track and field to World Cup skiing. Between 2012 and 2014, he co-hosted one of the top-rated radio shows in Denver for 104.3 The Fan, and hosted the "Charlie Blackmon Show" for the station. He is a 13-time winner of Colorado Sportscaster of the Year as voted by his peers in the National Association of Sportswriters and Sportscasters, and additionally has won several Emmy awards for his work. In 2019, his book *If These Walls Could Talk: Stories from the Colorado Rockies Dugout, Locker Room, and Press Box* was released, detailing stories from many Rockies players, managers and front office people in Goodman's two decades around the club.

A native of New York, Goodman received his bachelor's degree in communications from Ithaca College in 1985. His most important endeavor are his three baseball playing sons, Jacob, Zachary and Gabriel.



## Jeff Huson

Color Analyst - AT&T SportsNet

The 2021 season marks Jeff Huson's 16th in the broadcast booth after embarking on a new career in baseball in 2006. When not working in the booth, Huson's insights about the game are a welcome contribution during the Rockies pregame and postgame shows on the network.

The former University of Wyoming baseball star played 15 years in professional baseball, including 12 years as a utility player with the Montreal Expos, Texas Rangers, Baltimore Orioles, Milwaukee Brewers, Seattle Mariners, Anaheim Angels and Chicago Cubs. He also served as a roving infield instructor with the Chicago Cubs organization, working with Major League prospects from the Triple-A level to the Dominican Republic League from 2001-05.

He played shortstop at Wyoming 1984-85, after transferring from Glendale (Ariz.) Community College. In 2015, Huson was officially inducted into the University of Wyoming Intercollegiate Athletics Hall of Fame. In 2017, Jeff was also inducted into the Glendale Community College Hall of Fame.

A native of Sedona, Ariz., Huson and his family have resided in Parker, Colo., for the past 25 years. Jeff and his wife Wendy are both graduates of the University of Wyoming and have three children: Lindsay (husband Steve), Kyle (wife Emily) and Cody (wife Sarah). They welcomed their first grandchild in March 2016, a granddaughter named Tatum, and a second granddaughter, Parker, in November 2018.



## Ryan Spilborghs

Color Analyst - AT&T SportsNet

Ryan Spilborghs joined the Rockies television broadcast team in 2014. As a former National League Champion with the Rockies in 2007, Spilborghs provides a unique perspective on the broadcasts in his roles as game analyst alongside play-by-play man Drew Goodman, as well as sideline reporter.

Spilborghs is also a host on MLB Network Radio, and has served as emcee at numerous charity events in the Denver area.

A Santa Barbara, Calif. native, Spilborghs was recruited to play baseball at the University of California - Santa Barbara, where he was a two-time Big West selection. After being selected in the seventh round of the 2002 MLB First-Year Player Draft by the Rockies, he spent six seasons as an outfielder for the team, doing his part to advance the 2007 and 2009 Rockies teams to the postseason. One of his most memorable achievements came against the Giants in late August of 2009, when he hit the first walk-off grand slam in Rockies team history.

Spilborghs lives in Denver with his wife Stacey and their children, Kierra and Tatum.

## AT&T SportsNet Rocky Mountain



### Jenny Cavnar

Host/Reporter - AT&T SportsNet

Jenny Cavnar is the host of the Rockies Pregame Report and Toyota Postgame Show and also serves as sideline reporter and play-by-play for select games. This year marks the four-time Emmy® Award winner's 15th season covering MLB, 10th for the Rockies.

Cavnar made baseball history in 2018 as the first woman to call play-by-play for a Major League Baseball game in 25 years. In 2015, she was the first female to provide analysis for a series of National League games in the radio booth.

Born and raised in Aurora, Colo., Cavnar returned home to join AT&T SportsNet, after spending eight years on the west coast lending her talents to ESPN, Fox Sports West, CBS College Sports and as the host of the San Diego Padres pregame and postgame

shows (2007-2011).

Cavnar is a graduate of Smoky Hill High School and Colorado State University. Her love of baseball comes from her father, Steve Cavnar, a Colorado High School Baseball Hall of Fame coach. Cavnar resides in Denver with her husband Steven and their three-year old son, Vincent, and they have a daughter due in April 2021.



### Marc Stout

Host/Reporter - AT&T SportsNet

Marc Stout has been a versatile part of Rockies' TV broadcasts since 2007.

Stout moved to Denver in 1995 after a five year radio stint in Buffalo, N.Y., where he was part of the Buffalo Bills radio network and was co-host of the 97 Rock morning show.

In Denver, Stout's on-air work in radio has been extensive with 850 KOA, KBPI and 103.5 The Fox. He has also been on the sidelines for the Broncos' radio network, called play-by-play for Colorado Crush AFL games on the radio, Colorado Rapids games on TV, as well as play-by-play and sideline reporting for numerous Mountain West Conference football and basketball games.

A Trenton, N.J. native, Stout received his bachelor's degree in communications from Ithaca College in 1984.



### Cory Sullivan

Analyst - AT&T SportsNet

Cory Sullivan joined the AT&T SportsNet team in 2014 and serves as the Pregame and Toyota Postgame analyst throughout the season.

Sullivan was drafted in the seventh round of the 2001 First-Year Player Draft by the Colorado Rockies and played seven Major League seasons with the Rockies, Mets and Astros, while also spending time in the Dodgers and Phillies organizations. Sullivan made his Major League debut on April 4, 2005, and was a member of the 2007 National League Champion Rockies.

Originally from Pittsburgh, Pa., Sullivan graduated from North Allegheny High School before attending Wake Forest University, where he graduated with a degree in psychology and political science. In 2001, he won the Arnold Palmer Award at Wake Forest for the male athlete of the year.

Cory and his girlfriend Jaclyn McFadyen reside in Denver, Colo., with their daughter Riley Sullivan.

## Rockies Spanish Radio- KNRV



### Salvador Hernandez

Play-by-Play Announcer - 1150 /96.1 FM

Salvador Hernandez enters his ninth season as the Rockies' Spanish radio play-by-play announcer. He has 35 years of experience working in media, mostly broadcasting baseball and basketball games. In 2005, he broadcasted the Caribbean Series for 25 radio stations in Chihuahua, Mexico.

Hernandez has garnered numerous awards throughout his broadcasting career, including the Award of Excellence for Best Sports Coverage regardless of language in 2018, the Award of Excellence in 2016 and 2019, and the Certificate of Merit in 2018.

Born in Parral, Chihuahua, Mexico, Hernandez started playing baseball at the age of five, mainly as a pitcher and first baseman. Later, he combined the practice of the sport with the broadcasting.

Currently, Hernandez is the general manager of KNRV 1150 AM/96.1 FM in Denver, a post he has held for the last 10 years. He is also a sports columnist for several newspapers in the Denver metro area. Salvador has a son, Sebastian, who plays baseball for his high school team. In 2019, Sebastian made his debut broadcasting baseball for KNRV.



### Carlos Valdez

Play-by-Play Announcer - 1150 AM/96.1 FM

Carlos Valdez was born and raised in Mexico City and moved to the United States when he was 22 years old. Upon moving to the U.S., he began working in the restaurant industry, and by 1989, he had opened his own bakery in the San Fernando Valley, Calif.

Valdez played baseball for two years and then decided to be a spectator of the sport, earning some income by taking notes on the sports teams for a local newspaper in California.

He left California and came to Colorado in 2000. For more than 10 years, Valdez has been the co-host of "Jueves Deportivo," a weekly sports show that is broadcast on KNRV. He continued with his bakery business in Colorado, and today, he and his family enjoy serving the Aurora community with fresh Mexican bread.

In the last five years, Valdez has dedicated more time to sports broadcasting by doing play-by-play announcing at baseball and football games. He is part of KNRV's staff that won the Award of Excellence for Best Sports Coverage in 2018.

## Rockies Traveling Beat Writers



**Thomas Harding**  
MLB.com



**Patrick Saunders**  
Denver Post



**Nick Groke**  
The Athletic

### 2021 BASEBALL WRITERS' ASSOCIATION OF AMERICA - COLORADO

Chairman & Treasurer: Jack Etkin (Associated Press)

#### 2021 Active Members:

Patrick Saunders (Denver Post), Kyle Newman (Denver Post), Sean Keeler (Denver Post), Kyle Fredrickson (Denver Post), Mark Kiszla (Denver Post), Nick Groke (The Athletic), Dale Blublitz (Associated Press), Jack Etkin (Associated Press), Pat Graham (Associated Press), Dennis Georgatos (Associated Press), Arnie Stapleton (Associated Press), Tracy Ringolsby (InsideTheSeams.com), Thomas Harding (MLB.com), Manny Randhawa (MLB.com) and Drew Creasman (DNVR).

#### Honorary Members:

Barney Hutchinson, Mike Klis, Dave Krieger, Woody Paige, Troy Renck





**LIVE LOOK-INS AND ANALYSIS  
ON MLB TONIGHT™**

**LIVE GAMES EVERY WEEK**



GO TO [FINDMLBNETWORK.COM](http://FINDMLBNETWORK.COM) FOR CHANNEL NUMBER  
© 2021 MAJOR LEAGUE BASEBALL PROPERTIES, INC. ALL RIGHTS RESERVED.





# SPRING TRAINING

# 2021 Colorado Rockies Spring Training



## Salt River Fields at Talking Stick

7555 North Pima Road, Scottsdale, AZ 85258  
Main: (480) 362-2800

**ROCKIES COMMUNICATIONS:**  
Cory Little ..... (480) 362-2830

**TEAM HOTEL:**  
Scottsdale Plaza Resort  
7200 North Scottsdale Road  
Scottsdale, Ariz. 85253  
(480) 948-5000

SUN	MON	TUE	WED	THU	FRI	SAT
FEBRUARY/MARCH						
ARI Feb 28 1:10	LAD Mar 1 1:05	2	OAK 1:10	SEA 1:10	MIL 1:10	LAA 1:10
CWS 1:05	CIN 1:10	ARI 1:10	SD 1:10	CHC 1:10	SF 1:05	SEA 1:10
TEX 1:05	LAD 1:10	CIN 6:05	SF 1:10	18	CLE 1:10	CHC 1:05
KC 1:05	TEX 1:10	OAK 1:05	MIL 1:10	LAA 1:10	CLE 1:05	CWS 1:10
KC 1:10	SD 12:10	30	31		HOME GAME	AWAY GAME

GAME TIMES ARE LOCAL TO ARIZONA.  
GAME DATES, TIMES AND OPPONENTS SUBJECT TO CHANGE WITHOUT NOTICE.



## Important Dates

<p><b>Thursday, Feb. 18</b> First Pitchers &amp; Catchers workout</p>	<p><b>Thursday, Feb. 25</b> Photo Day</p>
<p><b>Tuesday, Feb. 23</b> First Full-Squad workout</p>	<p><b>Sunday, Feb. 28</b> First Spring Training game vs. Arizona at Salt River Fields</p>



## Salt River Fields at Talking Stick - Fast Facts

- **First professional sports training facility built solely on Native American land**
- **General Manager** of the Facility at Salt River Fields at Talking Stick: Dave Dunne
- **First Game:** February 26, 2011
- **First Rockies Home Game:** March 1, 2011 vs. Arizona
- **Dimensions (LF, CF, RF):** 366', 392', 348'
- **Capacity:** 11,000 (7,000 reserved; 4,000 general admission lawn seats)
- **Largest Rockies attendance:** 14,022, March 23, 2019 vs. Chicago-NL
- Only MLB complex to ever record total attendance over 300,000 (2011-2019)
- **Directions:** Off the I01 Loop take Talking Stick Way west to Pima Road. Go north on Pima Road and enter the complex on the right
- **Ticket Prices:** Lawn seating starting at \$15 and reserved seats in seating bowl starting at \$27 (prices subject to change)
- **Four luxury suites:** Call for prices, (888) 490-0383
- Three different party decks
- 3,726 parking spaces for fans, 203 parking spaces for Rockies players, staff and families
- 24' x 48' video board
- Eight permanent concession stands
- Separate 85,000-sq. foot facilities for each club
- 12 practice fields, six for each club
- Two Coors Field replica fields
- One football field-sized agility training field
- Over two million man hours spent to construct facility (14 months, Nov. 2009- Feb. 2011)
- United States Green Building Council (USGBC) Leadership in Energy and Environment (LEED) Certified Gold
- Winner of over 40 "best of" awards both locally and nationally and was named the "Spring Training Ballpark of the Decade" by Ballpark Digest

Spring Training



## Salt River Fields at Talking Stick




At Left: Aerial rendering of the entire Salt River Fields at Talking Stick complex. The Rockies complex is beyond right field of the main stadium. The fields on the south side (bottom of rendering) are the Rockies' training fields. Arizona's training facility and fields are beyond left field. In the southwest portion of the rendering is a lake that provides water to maintain Salt River Fields at Talking Stick.

At Right: This panoramic photo of the Rockies clubhouse features the Rockies CR logo on the ceiling.



At Left: The Keli S. McGregor Training Center is state of the art with two levels of equipment and a wall of windows that open up to the outside.

At Right: This upper-deck view of the main stadium field faces east, with the McDowell Mountains in clear view beyond the outfield wall.



### INAUGURAL SALT RIVER FIELDS ATTENDANCE RECORDS

The Colorado Rockies, Arizona Diamondbacks and Salt River Pima-Maricopa Indian Community set the all-time Major League Baseball Spring Training attendance record by drawing 359,308 fans to Salt River Fields at Talking Stick in its inaugural season in 2011. Peoria Sports Complex held the previous MLB record for a two-team facility when the Seattle Mariners and San Diego Padres drew 230,146 fans in 2008.

Overall, the D-backs and Rockies sold out 21 of 33 games at Salt River Fields in 2011, including a stretch of 10 consecutive sellouts from March 12-20. The D-backs and Rockies also had the top two attendance averages in the Cactus League in 2011. Following the 2011 season, BallparkDigest.com named Salt River Fields at Talking Stick its Ballpark of the Year.

# Spring Training History

## SPRING RECORD & HOME ATTENDANCE

Year	Record	Dates	Att.	Avg.
1993	18-14-1	17	113,072	6,651
1994	16-18	16	112,045	7,003
1995	*24-15-2	18	62,730	3,485
1996	19-15	15	94,232	6,282
1997	15-17	15	103,513	6,901
1998	14-19	16	80,824	5,052
1999	14-15	15	72,153	4,810
2000	12-18	15	63,603	4,240
2001	11-18	15	65,436	4,362
2002	17-13-1	15	70,139	4,676
2003	16-13-1	15	65,115	4,341
2004	13-14-3	15	67,676	4,512
2005	17-14	15	67,089	4,473
2006	17-12-2	15	56,715	3,545
2007	13-12	15	60,359	4,024
2008	14-12	14	68,897	4,921
2009	17-17	16	75,597	4,725
2010	17-13-3	15	78,638	5,246
2011	20-11-1	16	169,569	10,598
2012	17-15-1	18	182,295	10,128
2013	16-15	15	148,651	9,910
2014	15-14-3	14	157,046	11,217
2015	16-16-2	14	154,099	11,007
2016	15-13-4	16	147,878	9,242
2017	16-15-2	16	152,989	9,562
2018	12-17-2	16	151,234	9,452
2019	14-15-3	16	148,402	9,275
2020	**10-7-2	8	60,535	7,566
<b>Totals</b>	<b>425-400-31</b>	<b>419</b>	<b>2,789,996</b>	<b>6,659</b>

\*1995 was a strike-shortened year, so this record includes replacement player totals (20-9-1).  
(1993-2010 was played at Hi Corbett Field in Tucson, Ariz.)

\*\*2020 Spring Training was shortened due to the COVID-19 pandemic, with the last Cactus League game taking place on March 12. The Rockies record reflects two games played at Texas on July 21-22 as part of Summer Camp.

## ROCKIES SPRING TRAINING RECORDS

### Batting Average (min. 40 PA)

Nolan Arenado, 2016	.542
Todd Helton, 2009	.525
Garrett Atkins, 2003	.525
Greg Norton, 2002	.489
Nelson Liriano, 1998	.479

### Home Runs

Andres Galarraga, 1996	10
Dante Bichette, 1998	9
Vinny Castilla, 1998	7
Five Players, last: Nolan Arenado and Trevor Story, 2016	6

### Hits

Vinny Castilla, 1999	33
Dante Bichette, 1998	32
Nolan Arenado, 2016	32
Todd Helton, 2000	31

### Runs Batted In

Andres Galarraga, 1996	27
Dante Bichette, 1998	24
Andres Galarraga, 1994	21
Ryan Spilborghs, 2009	21

### Hitting Streak

Todd Helton, 2000	16
Nolan Arenado, 2016	14

### Earned Run Average (min. 20 IP)

Jorge De La Rosa, 2010	1.50
Shawn Chacon, 2003	1.64
Jordan Lyles, 2015	2.01
Franklin Morales, 2014	2.10
Aaron Cook, 2007	2.13
John Thomson, 1998	2.22

### Wins

Kyle Freeland, 2019	4
Aaron Cook, 2007	4
Shawn Estes, 2004	4
Shawn Chacon, 2003	4

### Strikeouts

Pedro Astacio, 1998	30
Franklin Morales, 2014	28
Jon Gray, 2019	26
Jorge De La Rosa, 2010	24
Juan Nicasio, 2012	24

### Saves

Jose Jimenez, 2002	4
Jerry Dipoto, 1998	4


## CLUB EXHIBITION STATS, 1993-2020

### Batting

Year	AVG	AB	R	H	HR	RBI	SB
1993	.284	1146	177	325	13	155	52
1994	.267	1147	163	312	25	149	21
1995	.321	361	58	116	10	58	8
1996	.277	1145	196	317	30	184	23
1997	.312	1143	201	357	34	184	30
1998	.296	1197	196	354	33	186	15
1999	.306	1175	209	359	24	197	17
2000	.298	1051	159	313	17	150	24
2001	.304	1098	163	334	20	146	40
2002	.312	1095	205	342	34	188	38
2003	.295	1063	189	314	24	180	23
2004	.275	1032	155	284	29	144	17
2005	.301	1089	181	328	27	171	25
2006	.306	1073	194	328	25	179	28
2007	.301	999	175	301	23	163	33
2008	.284	995	176	283	35	162	33
2009	.295	1218	219	359	37	206	44
2010	.315	1150	203	362	27	191	25
2011	.291	1109	177	323	22	159	34
2012	.275	1133	176	312	27	165	25
2013	.289	1082	180	313	36	169	14
2014	.296	1147	164	340	31	149	27
2015	.259	1159	152	300	31	142	15
2016	.272	1107	174	301	34	161	16
2017	.287	1147	177	329	38	165	35
2018	.280	1082	165	303	38	153	34
2019	.262	1078	169	282	44	162	21
2020	.267	643	115	172	27	108	10
<b>Totals</b>	<b>.290</b>	<b>29241</b>	<b>4753</b>	<b>8491</b>	<b>768</b>	<b>4418</b>	<b>707</b>

### Pitching

Year	W	L	ERA	G	SV	IP	H	ER	BB	SO
1993	18	14	4.52	33	7	295.0	305	148	115	197
1994	16	18	4.69	34	5	293.0	317	152	120	178
1995	4	6	7.45	11	4	93.0	126	77	57	53
1996	19	15	5.56	34	8	296.0	340	183	143	172
1997	15	17	6.26	32	5	280.1	365	195	126	169
1998	14	19	7.16	34	11	299.0	410	238	133	188
1999	14	15	6.55	32	5	287.1	371	209	119	211
2000	12	18	5.00	30	4	262.2	305	146	87	156
2001	11	18	5.55	31	6	269.0	328	166	82	160
2002	17	13	5.55	31	10	271.0	329	167	99	176
2003	16	13	4.63	30	4	264.1	294	136	82	164
2004	13	14	4.84	30	5	268.0	287	144	91	155
2005	17	14	5.99	31	4	270.2	338	180	109	181
2006	17	12	5.45	31	7	276.0	321	167	104	179
2007	13	12	5.41	28	8	248.0	287	149	93	150
2008	14	12	5.60	29	9	257.1	316	171	160	171
2009	17	17	5.67	35	7	308.0	381	194	118	191
2010	17	13	5.02	33	9	283.1	321	181	98	205
2011	20	11	4.79	32	11	285.2	327	174	152	197
2012	17	15	4.61	33	6	289.0	341	148	97	234
2013	16	15	4.57	31	6	272.0	312	155	138	221
2014	15	14	3.86	33	3	291.2	293	125	103	212
2015	16	16	4.61	34	10	297.0	322	152	94	239
2016	15	13	5.07	32	10	284.0	333	166	102	221
2017	16	15	4.44	33	6	290.0	302	143	90	273
2018	12	17	5.31	31	5	273.0	308	161	98	244
2019	14	15	4.78	32	4	280.1	289	149	94	271
2020	10	7	5.18	19	4	165.0	171	95	70	150
<b>Totals</b>	<b>405</b>	<b>391</b>	<b>5.35</b>	<b>480</b>	<b>179</b>	<b>7384.2</b>	<b>8568</b>	<b>4370</b>	<b>2905</b>	<b>5158</b>



# GENERAL INFORMATION



# Rockies in the Community

## The Colorado Rockies Baseball Club Foundation

Since the organization's inception in 1993, the Colorado Rockies have demonstrated a passionate commitment to their philanthropic mission of positively impacting the community through corporate investment and active outreach. The Colorado Rockies Baseball Club Foundation is the charitable arm of the organization tasked with the mission to support underprivileged and at-risk youth through programs for youth baseball and softball, education, literacy, drug and alcohol-abuse awareness and prevention.

Since 1993, the CRBC Foundation has granted over \$31 million to agencies, organizations and programs that support the foundation's mission. In addition, the Rockies take pride in hosting members of the community at Coors Field, having donated close to two million tickets to numerous non-profit organizations throughout the region.

## 50/50 Raffle

The Colorado Rockies Baseball Club Foundation has hosted the Metropolitan State University of Denver's Alumni Association in their 50/50 Raffle for the past three seasons, and the program will continue for the 2021 season through in-stadium kiosks with touchless payment options, as well as online at [Rockies5050.com](http://Rockies5050.com). For 2021, it will be exclusively month-long raffles, so there will be six raffles hosted over the course of the season, starting on the first day of the month and ending with a winner drawn on the last day of the month. When a winning ticket is drawn at the end of each month, the winning fan receives half of the jackpot while the other half of the jackpot benefits charity. There will also be early bird prizes awarded to fans who buy raffle tickets during the first week of each month. All rules, details and FAQs can be found at [Rockies5050.com](http://Rockies5050.com).

## Rockies Youth Baseball Initiatives

The Colorado Rockies Youth Baseball Initiative encompasses a wide range of programs designed to inspire and cultivate a love of baseball and softball among local youth. These programs place an emphasis on health and activity through baseball and softball, and give opportunities for children to work with and learn from professional Rockies coaches and players. Programs that are under the initiative cater to a wide range of ages, socio-economic circumstances and physical abilities. Some of these programs have sprung from long-standing local relationships.



In 2007, the Rockies adopted the **Boys & Girls Clubs Owen Branch**, located in West Denver, and have since played host to club members at annual baseball/softball skills clinics and other events. Over the past year, the Rockies also hosted baseball/softball events with: Big Brothers Big Sisters of Colorado, National Sports Center for the Disabled, Girls Inc. of Metro Denver, Buckley Air Force Base and Fantasy Camp for Kids. The Rockies also host the **Youth Baseball Camp** and **Youth Softball Camp** at Coors Field annually, which helps raise money for the Rockies Foundation while providing a fun and unique camp experience.

And since 2001, the Rockies have hosted **High School Baseball Games** at Coors Field in March and April. For participating schools throughout the state of Colorado, these games

provide a lucrative fundraising opportunity through ticket sales that has averaged \$25,000-\$35,000, which has been used to benefit their school's athletic program, facilities, equipment or whatever they choose.

## RBI Program

The Rockies are proud participants in Major League Baseball's **RBI (Reviving Baseball in Inner Cities) Program**. Established in 1989, RBI's mission is to assist financially disadvantaged families and communities in engaging youth in physical and mental activity by offering them an opportunity to play in summer baseball and softball leagues at no cost to their families.

The Rockies run a total of 46 teams within three divisions: seniors baseball (ages 16-18), juniors baseball (ages 13-15) and softball (18 and under). In 2018, 23 area schools in Aurora, Commerce City, Denver, Lakewood, Arvada and Thornton participated in the program. The season runs from late May through mid-July and culminates with a final tournament. The Greater Denver RBI Program has had over 700 participants each year.

## Colorado Rockies "Make an Impact" Program

"Make an Impact" is a character education initiative that complements preexisting PBS (Positive Behavior Support) programs with an on-site "Rockies School Rally." This school-wide assembly is designed to entertain students while teaching them the importance of staying in school, refusing drugs, respect and getting involved within their own



## (Rockies in the Community, cont.)

communities. The 45-minute interactive program is designed for grades K-6 and features recorded player messages as well as a visit from Rockies mascot Dinger. Since 2006, the Make an Impact assembly program has been presented at over 350 schools and has reached close to 155,000 students.

### Coors Field Tours

The Rockies offer year-round guided tours of Coors Field, giving fans the chance to see what occurs behind the scenes at one of the premier venues in all of American sports. Over 19,000 people took a tour of Coors Field in 2019, raising over \$140,000 for the Colorado Rockies Baseball Club Foundation. Tours have been suspended since the pandemic shutdown in March 2020, but they will resume when city/state/MLB safety protocols allow.

### The Care & Share Program

The Care & Share Program is an initiative that gives children living with serious illnesses the opportunity to be special guests at Coors Field prior to and during a Rockies home game. Participants in the program are invited to spend time on the field during batting practice, where they are able to meet and receive autographs from Rockies players. Participants are selected through a collaboration with the Make-A-Wish Foundation and Children's Hospital Colorado.

### Rockies Wives

Each season, wives and girlfriends of Rockies players and coaches give back to the Colorado community by participating in various fundraising and awareness programs, as proud representatives of the Rockies organization.

### CRBC Foundation at Spring Training

The Colorado Rockies Baseball Club Foundation is committed to community outreach throughout the year in the Rocky Mountain Region, and that commitment extends to their home away from home during the spring. With the move to the spectacular Salt River Fields at Talking Stick complex in 2011, the Rockies have the unique opportunity to collaborate with the Salt River Pima-Maricopa Indian Community (SRPMIC) on several projects with organizations that directly contribute to the quality of life for all people in the community.

Of particular interest to the Rockies are projects that allow baseball to positively impact the lives of children who are at risk. Efforts to prevent substance abuse, increase literacy and educational achievement and promote good citizenship among community youth are crucial to the Rockies' charitable mission. With that interest as a guide, the Rockies have hosted and participated in several SRPMIC events. Each year since they relocated to Scottsdale, the Rockies have been involved with the youth of the SRPMIC by hosting baseball/softball clinics, "Make an Impact" school visits, equipment drives and physical fitness events.

The Colorado Rockies are proud to share in the cultural diversity, rich history and artistic values of the Pima and Maricopa tribes. The organization looks forward to many years of shared experiences and events that can make a difference in the Salt River Pima-Maricopa Indian Community.



# Coors Field

## FACTS & FIGURES

- **Seating Capacity:** 46,897
- **Ballpark Capacity:** 50,144
- **Total cost:** \$215 million
- The ballpark sits on 76 acres (playing field: 3 acres)
- **Groundbreaking:** October 16, 1992
- **Architects:** HOK Sport of Kansas City, Mo.
- **General Contractor:** Mortenson/Barton Malow
- Made up of 1.4 million bricks and 8,975 tons of steel
- **Field lights:** 428 LED sports lighting fixtures generating a total of 550,100 watts of electricity, installed this offseason (This is a reduction of 505,900 watts of electricity from the previous 528 metal halide sports lighting luminaries.)
- The seats on row 20 of the upper deck are colored purple, signifying exactly one mile above sea level
- 56 luxury suites
- 74 restrooms (35 women's, 31 men's, 8 family)
- 43 permanent full-service concessions stands
- **Sod:** 120,000 square feet, grown at Graff Turf Farms in Fort Morgan, Colo.
- **Drainage system:** 10,000 feet of pipes, 3,000 tons of pea gravel and 6,000 tons of sand, a drainage rate of five inches of precipitation per hour

- **Heating system:** Coors Field has an underground hydronic field heating system.

## DIMENSIONS

Left-field line . . . . .	347 feet
Power alley, left-center . . . . .	390 feet
Straightaway center field . . . . .	415 feet
Power alley, right-center . . . . .	375 feet
Right-field line . . . . .	350 feet
Distance from grandstand to home plate . . . . .	49' 4"

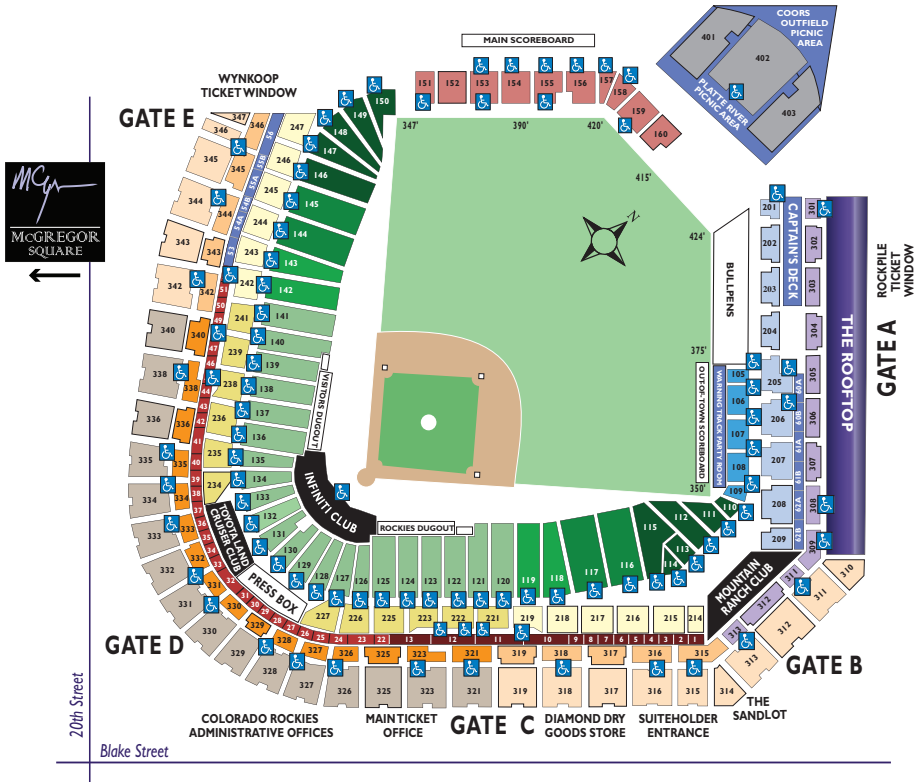
## GROUND RULES

**Dugouts:** Everything IN PLAY unless ball goes into the dugout. Photographers' areas are considered part of dugout.

**Foul Poles:** Ball hitting any part of foul pole screen down left or right-field lines is a HOME RUN.

**Canvas (Tarp):** Ball remaining behind or underneath canvas is given ONE BASE on pitch, TWO BASES on throw by fielder, TWO BASES on batted ball, otherwise in play. Fielder can catch a ball while standing on canvas.

**Right-Field Manual Scoreboard:** Ball going into the scoreboard, either on the bounce or the fly is given TWO BASES.



## Coors Field

### A TO Z: FAST FACTS

*(Please be aware that some of these areas may not be available or may be restricted during the 2021 season due to safety protocols.)*

**CAPTAIN'S DECK:** Located on the Mezzanine Level (above Sections 201-203), the Captain's Deck has a center-field view of the game from a semi-enclosed party area with a full-service bar, concessions and televisions. The Captain's Deck is available to groups, individuals and walk-ins, subject to availability.

**CLUB LEVEL:** The Wells Fargo Club Level is the second level of the ballpark, featuring in-seat beverage service in the outdoor seats, as well as an interior concourse filled with upgraded bars and food stations along with traditional concessions. The Club Level also houses several cases of Rockies artifacts behind home plate for fans' enjoyment.

**INFINITI CLUB:** This premium seating area is located directly behind home plate. Ticket holders in this area have a private entrance, access to a private restaurant and lounge and complimentary dining in both the restaurant and their seats.

#### KID-FRIENDLY AREAS:

- The **Arrow Electronics Interactive Area** is located behind the bullpens on the Main Concourse at Gate A. Fans may purchase game tickets at the kiosk in the area, and skills games include pitching and batting experiences suitable for all ages.
- There are two **playgrounds** for younger fans: One is located under the center-field Rockpile seating deck, just off the Main Concourse, and is available during all games (as well as prior to games when it isn't reserved for picnics); the other is located in the left-field corner on the Main Concourse.
- **Buckaroos** is a kid-friendly concession stand with size-appropriate portions of ballpark favorites,

located in the left-field corner on the Main Concourse.

- The best place to meet **Dinger**, the Rockies' mascot since 1994, is at his daily autograph session, which starts at the top of the third inning and ends by the middle of the fourth inning. It is located on the Main Concourse right below the Rockpile in center field. Dinger's schedule is very busy, so make sure to get in line early for the best chance to meet this lovable purple triceratops.

**MOUNTAIN RANCH CLUB:** The MRC is a full-service restaurant and bar located in the right-field corner on both the Club and Suite Level, offering premium open-air seating around spacious granite half-moon tables with personal televisions, as well as indoor tables and bar space. Tables of two or four are sold on a seasonal basis and may also be available on a limited basis for single-game purchase. Tickets include food and beverage credit which can be used in the restaurant and at concession and novelty locations throughout Coors Field. Guests can access the Mountain Ranch Club via the elevator behind Section 114, or through the private entrance behind Section 214 on the right-field side of the Wells Fargo Club Level.

**THE ROCKPILE:** The Rockies started the Rockpile seating area at Mile High Stadium in 1993 as an area where kids (age 12 and under) and seniors (age 55 and older) could always buy affordable tickets (some as low as \$1), and that tradition has carried on to this day at Coors Field. Located in center field, this bleacher section is sold in advance and, for most games, a limited number of Rockpile tickets are held for sale day of game at the Rockpile Ticket Office next to Gate A (limits apply).

**THE ROOFTOP:** The Rooftop is a two-tiered, 38,000 square foot destination in the outfield upper deck, providing panoramic views of downtown Denver and the Front Range. The Rooftop is open to all

*(continues on page 392)*

## DINGER

### THE COLORADO ROCKIES' OFFICIAL MASCOT

Born April 16, 1994 at Mile High Stadium, Dinger begins his 27th season in 2021 as the official mascot of the Rockies, making visits to schools, hospitals and wherever else he is called upon throughout the Rocky Mountain Region.

For information and special appearance bookings, e-mail [Dinger@rockies.com](mailto:Dinger@rockies.com).



# Coors Field

(continued from page 391)

Coors Field guests. Along with premium bar/eateries like the Coors Light Silver Bullet Bar, Smashburger and Jack Daniel's Terrace Bar, The Rooftop also has numerous televisions, live pregame entertainment and group party areas for rental: Shane Co.bana (40-60 people), Jack Daniel's Terrace Loft (40-60 people), Jack Daniel's Pregame Deck (150-300 people, pregame only). Individual standing room tickets for The Rooftop are available for purchase starting at \$16, which includes \$6 in concession and/or merchandise credit.

**SOUVENIRS:** In addition to nine portable stands throughout the ballpark, Coors Field offers three merchandise stores. The 7,000-square foot **Diamond Dry Goods** retail store is located on the first-base side of the Main Concourse. The Diamond Dry Goods Store honors Season Ticket Holder discounts and exchanges, if items were purchased at a **Colorado Rockies Dugout Store** (non-ballpark locations at Rockies.com/dugoutstores). The **Club Level Store** is located behind home plate on the Club Level. The **New Era Store**, located in the left-field corner on the Main Concourse, offers a complete collection of New Era hats and apparel for everyone. Finally, the **Authentic's Kiosk**, located on the Main Concourse behind Section 147, sells game-used collectibles from each home game, as well as autographed merchandise. All items are authenticated under the auspices of MLB Authentication.

**SUITE LEVEL:** Located on the third level of Coors Field, there is a wide variety of experiences available on

the Suite Level: individual game Party Suites, individual and package Infield Suites, Season Suites and conference rooms.

**SUSTAINABILITY:** The Colorado Rockies work hard to help keep Colorado and the environment green and clean. Two ways they do this every game are through recycling and solar panels. In a typical year, the Rockies **recycle** many used materials, such as batteries, electronics, construction debris, fryer grease, glass, plastics, paper, cardboard, oil and pallets, and they compost food, grass clippings and shrubbery. In total, the Rockies divert over 316 tons from the landfill in one season alone. Also, in partnership with Xcel Energy, the Rockies installed **solar panels** on the Rockpile in 2007. These solar panels produce over 14,000 kilowatt hours of energy each year, enough to power the Rockpile board during games.

## COORS FIELD SCOREBOARD

In 2018, the Colorado Rockies unveiled a new scoreboard with a uniquely Colorado Rockies shape, as the top of the scoreboard features a mountain cutout reminiscent of the Club's mountain logo. Some facts about the scoreboard: it measures 8,369 square feet, 258% larger than the former Coors Field scoreboard; it is equivalent in display size to 784 60-inch televisions and features a total of 6.8 million LEDs.

**TOYOTA LAND CRUISER CLUB:** This premium seating area is located behind home plate on the Lower Press Level, next to the press box. Ticket holders in this area have a private entrance and access to a lounge with food and bar service.

**WARNING TRACK PARTY ROOM:** The Warning Track Party Room is located at field level under the manual out-of-town scoreboard with a unique view from right field. The area may be accessed via the Gate A elevator, and the rental provides a fully catered buffet for groups of 30 to 90 people.

**For information about anything Rockies or Coors Field, visit [Rockies.com](http://Rockies.com).**



**For a detailed rundown of 2021 Coors Field safety protocols and procedures, visit [Rockies.com/update](http://Rockies.com/update).**

# Index

125 RBI Seasons (info box).....	29	Low-Run Games.....	246
2020 Major League Season in Review.....	189-196	Manager Bud Black.....	26-27
2021 COACHES, STAFF & PLAYERS.....	25-188	Manager of the Year Winners.....	268
2021 OPPONENTS.....	301-312	Managers.....	199
3,000 Hits (info box).....	40	MEDIA INFORMATION.....	373-379
40-Man Roster.....	41-43	Medical Staff.....	37-38
Abby Greer Award Winners (info box).....	7	Mel Ott Award Winners.....	268
All-Stars.....	274	Minor League Achievements.....	321
All-Star Futures Game (info box).....	12	Minor League Affiliates, list.....	314
Arizona Complex Staff.....	326-327	Minor League Single-Season Records (info box).....	327
Attendance.....	299	MINOR LEAGUE BIOS.....	331-372
Award Winners.....	268-274	MLB Scout of the Year Award (info box).....	317
Baseball Operations Department.....	13-19	MVP Award.....	268
Batting Leaders, career/single season.....	210-212	No-hitter; Ubaldo Jiménez (info box).....	228
Batting Title Winners.....	268	Offense, Franchise Bests (info box).....	256
Birthdays, Rockies Players and Coaches (info box).....	27	On-Base Streaks.....	229
Broadcaster Bios.....	376-379	Opening Day Lineups.....	249
Clubhouse Staff.....	39	Opening Day Records (info box).....	247
Coaching Staff.....	26-36	Opening Day Results.....	248
Comeback Player of the Year Winners.....	268	Ownership.....	5-7
Comeback Wins.....	247	Pat Daugherty Scout of the Year Award.....	320
Community.....	388-389	Pitcher of the Month Winners.....	269
Complete Games.....	233	Pitchers to Play the Field (info box).....	29
Coors Field Information.....	390-392	Pitching Leaders, career/single season.....	213-215
Coors Field Scoreboard (info box).....	392	Pitching Streaks.....	230
Cycles.....	229	P.J. Carey Player Development Award (info box).....	316
Dinger.....	391	Platinum Glove Award.....	268
Dominican Summer League, History (info box).....	330	Player Bios, A-D.....	45-87
Dominican Summer League, Milestones (info box).....	330	Player Bios, E-J.....	88-127
Dominican Summer League, Results.....	328	Player Bios, K-M.....	128-144
Dominican Summer League Staff.....	328-330	Player Bios, N-R.....	145-162
Double-A Staff.....	323	Player Bios, S-Z.....	163-188
Doubleheaders (info box).....	234	Player of the Month Winners.....	269
Doug Million Award (info box).....	320	Player of the Week Winners.....	269
Draft History.....	319-320	Player Development Staff.....	315-316
ERA, lowest at Coors Field (info box).....	206	Players, Most Seasons with Rockies (info box).....	31
ERA, lowest on the road (info box).....	206	Players, Position Players to Pitch (info box).....	36
Executive Officers.....	8-12	Postseason History.....	275-298
Extra-Base Hits, Four-Plus (info box).....	35	Pronunciation.....	43
Fielding Leaders, career/single season.....	216-218	Quality Start Leaders by Season (info box).....	30
First-Year Player Draft, by Position (info box).....	319	Quality Starts, Consecutive (info box).....	33
Franchise Firsts.....	267	Record, All-Time.....	198
Franchise Record Book.....	219-228	Record By Ballpark.....	198
Franchise Superlatives.....	235-236	Record by State/Country.....	198
Front Office.....	2-22	Roberto Clemente Award Nominees.....	269
Game 163, 2007 (info box).....	236	Rookie of the Month Winners.....	269
GENERAL INFORMATION.....	387-392	Roster, all-time, alphabetical.....	257-260
Gold Glove Winners.....	268	Roster, all-time, numerical.....	260-262
Grounds Crew Staff.....	40	Salt River Fields at Talking Stick.....	382-383
Hall of Fame Inductees.....	268, 270-273	Saves, consecutive.....	231
Herb Hillauf Scouting Award (info box).....	317	SCOUTING & PLAYER DEVELOPMENT.....	313-
High-A Staff.....	324	Scouting Staff.....	317-318
History, Baseball in Denver.....	266	Sellout Streak (info box).....	299
History, Rockies Franchise.....	263-265	Shutouts.....	232
HISTORY & RECORDS.....	197-299	Silver Slugger Winners.....	268
Hitting Streaks.....	229-230	Special Occasions, records.....	250-252
Home Runs, Back to Back (info box).....	242	SPRING TRAINING.....	381-384
Home Run History.....	237-245	Spring Training History.....	384
Humidor (info box).....	245	Strikeout Performances, Top.....	234
Interleague Record.....	302	Switch-Hit Home Runs (info box).....	40
International Players (info box).....	330	Tony Gwynn Award Winners.....	268
Last Time It Happened.....	253-256	Triple-A Staff.....	322
Lou Brock Award Winners.....	268	Walker, Larry - special section.....	270-273
Low-A Staff.....	325	Weather, High/Low Temperatures (info box).....	252





# COLORADO ROCKIES 2021 SCHEDULE

SUN	MON	TUE	WED	THU	FRI	SAT
<b>APRIL</b>						
				1 2:10	2 6:40	3 6:10
4 1:10		6 6:40	7 6:40	8 1:10	SF 9 2:35	SF 10 2:05
SF 11 2:05		LAD 13 8:10	LAD 14 8:10	LAD 15 8:10	16 6:40	17 6:10
18 1:10		20 6:40	21 1:10		23 6:40	24 6:10
25 1:10	SF 26 7:45	SF 27 7:45	SF 28 7:45	ARI 29 7:40	ARI 30 7:40	

SUN	MON	TUE	WED	THU	FRI	SAT
						1 6:10
	2 2:10	3 6:40	4 6:40	5 1:10		ARI 6 6:10
STL 9 12:15	10 6:40	11 6:40	12 1:10	13 6:40	14 6:40	15 6:10
16 1:10	SD 17 8:10	SD 18 8:10	SD 19 2:10		21 6:40	22 1:10
23 1:10	NYM 24 5:10	NYM 25 5:10	NYM 26 5:10	NYM 27 10:10	PIT 28 4:35	PIT 29 2:05
PIT 30 11:05		31				

SUN	MON	TUE	WED	THU	FRI	SAT
<b>JUNE</b>						
		1 6:40	2 6:40	3 1:10	4 6:40	5 7:10
6 1:10		MIA 8 5:10	MIA 9 5:10	MIA 10 5:10	CIN 11 5:10	CIN 12 2:10
CIN 13 11:10	14 6:40	15 6:40	16 1:10	17 6:40	18 6:40	19 7:10
20 1:10		SEA 22 8:10	SEA 23 2:10		MIL 25 6:10	MIL 26 2:10
MIL 27 12:10	P 28 6:40	P 29 6:40	P 30 1:10			

SUN	MON	TUE	WED	THU	FRI	SAT
						1 6:40
				2 6:10	3 7:10	
4 1:10		ARI 6 7:40	ARI 7 7:40	ARI 8 1:40	SD 9 8:10	SD 10 8:10
SD 11 2:10		ALL-STAR BREAK			16 6:40	17 6:10
18 1:10		20 6:40	21 1:10		LAD 23 8:10	LAD 24 7:10
LAD 25 2:10	LAA 26 7:38	LAA 27 7:38	LAA 28 7:38	SD 29 8:10	SD 30 8:10	SD 31 6:40

SUN	MON	TUE	WED	THU	FRI	SAT
<b>AUGUST</b>						
SD 1 2:10		3 6:40	4 6:40	5 1:10	6 6:40	7 6:10
8 1:10		HOU 10 6:10	HOU 11 12:10	SF 12 7:45	SF 13 7:45	SF 14 7:05
SF 15 2:05	16 6:40	17 6:40	18 1:10		20 6:40	21 6:10
22 1:10	CHC 23 6:05	CHC 24 6:05	CHC 25 12:20		LAD 27 8:10	LAD 28 7:10
LAD 29 2:10	TEX 30 6:05	TEX 31 6:05				

SUN	MON	TUE	WED	THU	FRI	SAT
						1 12:05
		2 6:40	3 6:40	4 6:10		
5 1:10	6 2:10	7 6:40	8 1:10	PHI 9 5:05	PHI 10 5:05	PHI 11 4:05
PHI 12 11:05		ATL 14 5:20	ATL 15 5:20	ATL 16 10:20	WSH 17 5:05	WSH 18 2:05
WSH 19 11:05		21 6:40	22 6:40	23 1:10	24 6:10	25 6:10
26 1:10	27 6:40	28 6:40	29 1:10		ARI OCT 1 7:40	ARI 2 6:10
ARI 3 1:10						

OPENING DAY
FIREWORKS
HOME
AWAY
ALL GAME DATES AND TIMES ARE SUBJECT TO CHANGE WITHOUT NOTICE.

TV ALL GAMES TELEVISION ON
AT&T SPORTSNET
ALL GAMES BROADCAST ON
KOA
HOME GAMES BROADCAST IN SPANISH ON
L.A.R.A.

**ROCKIES.com**