



FOOTBALL

Results Book

The Tokyo Organising Committee
of the Olympic and Paralympic Games

Ver.1.0
7 AUG 2021 23:30



Version History

Version	Date	Created by	Comments
1.0	7 AUG 2021	Victor MIGUEL (VRM) Anderson BARBOSA (OVRM) Begoña LOPEZ (OVRM) Francisco GIL (OVRM) Gabriel MARTINEZ (OVRM) Ignacio URBANO (OVRM)	First Version

Table of Contents

Competition Format and Rules

Medallists by Event

Men:

Medallists

Team Roster

Competition Summary

Match Report

Cumulative Statistics

Overall Team Statistics

Individual Statistics

Women:

Medallists

Team Roster

Competition Summary

Match Report

Cumulative Statistics

Overall Team Statistics

Individual Statistics

Referees

Attendance Summary

Official Communication



Competition Format and Rules

競技形式および規則 / Format et règlement des compétitions

As of THU 1 JUL 2021

OLYMPIC COMPETITION FORMAT

Football at the Tokyo 2020 Olympic Games consists of men's and women's events.

Men's tournament

The number of participating teams is 16. The teams are divided into four groups of four teams in the group stage. FIFA will divide the teams into groups by a public draw, whilst taking sporting and geographic factors into consideration. Each team plays every other team in its group once (round-robin format). Three points are awarded for a win, one for a draw and zero for a defeat. The last two matches in each group take place simultaneously.

The two teams ranked first and second in each group progress to the quarterfinals, while the remaining eight teams are eliminated from the competition. The knockout stages consist of the quarterfinals, semifinals, and finals (gold medal and bronze medal matches). The quarterfinal winners proceed to the semifinals and the losers are eliminated. The semifinal winners play in the gold medal match and the losers play in the bronze medal match.

Women's tournament

The number of participating teams is 12. The teams are divided into three groups of four teams in the group stage. FIFA will divide the teams into groups by a public draw, whilst taking sporting and geographic factors into consideration. Each team plays every other team in its group once (round-robin format). Three points are awarded for a win, one for a draw and zero for a defeat. The last two matches in each group take place simultaneously.

The two teams ranked first and second in each group and the two best third-ranked teams in the group stage progress to the quarterfinals, while the remaining four teams are eliminated from the competition. The knockout stages consist of the quarterfinals, semifinals, and finals (gold medal and bronze medal matches). The quarterfinal winners proceed to the semifinals and the losers are eliminated. The semifinal winners play in the gold medal match and the losers play in the bronze medal match.

DIFFERENCES BETWEEN THE FIFA WORLD CUP QATAR 2022 (TM) AND THE MEN'S TOURNAMENT AT THE OLYMPIC GAMES

The number of participating teams at the FIFA World Cup Qatar 2022 (TM) is 32. Teams are divided into eight groups of four teams in the first round. Each team plays every team in its group once (round-robin format). The two best placed teams in each group progress to the second round (round of 16, quarterfinals, semifinals, match for third place, final). The round of 16 winners proceed to the quarterfinals, while the losers are eliminated from the competition. The quarterfinal winners proceed to the semifinals, while the losers are eliminated. The semifinal winners progress to the final and the semifinal runnersupcontest the match for third place.

The men's Olympic football tournament is age-restricted (under 23s for the regional qualifying competition, with the option of including up to three over-age players during the Olympic tournaments).

DIFFERENCES BETWEEN THE FIFA WOMEN'S WORLD CUP (TM) AND THE WOMEN'S TOURNAMENT AT THE OLYMPIC GAMES

The number of participating teams at the FIFA Women's World Cup (TM) has been expanded from 24 to 32 for the next edition to be held in Australia and New Zealand in 2023. For the 2019 edition held in France with 24 teams, teams were divided into six groups of four teams in the group stage. FIFA divides the teams into groups by a public draw, whilst taking sporting, geographic and economic factors in consideration. Each team plays every other team in its group once (round robin format). The two best placed teams in each group and the four best third placed teams progress to the second round (round of 16, quarterfinals, semifinals, match for third place, final). The quarterfinal winners proceed to the semifinals, while the losers are



eliminated. The semifinal winners progress to the final and the semifinal runners-up contest the match for third place. For the 2023 edition in Australia and New Zealand the format will be as per the FIFA World Cup in Qatar in 2022.

CHANGES SINCE THE RIO 2016 OLYMPIC GAMES

Referees will have the assistance of Video Assistant Referees (VAR) at Tokyo 2020.

SPORT RULES AND PROCEDURES

All matches will be played in accordance with the laws of the game as laid down by IFAB and published by FIFA. The FIFA disciplinary code, the doping control regulations for FIFA competitions and other FIFA directives, as well as the IOC antidoping rules, apply to the football tournaments.

Tiebreak rules

Group stage ranking:

Group stage matches will be evaluated as follows:

- Each match won = three points
- Each match drawn = one point for each team
- Each match lost = zero points

Ranking within a group (during the group and after all group matches):

- a) greatest number of points obtained in all group matches
- b) goal difference in all group matches
- c) greatest number of goals scored in all group matches

If two or more teams are equal on the basis of the above three criteria, their rankings shall be determined as follows:

- d) greatest number of points obtained in the group matches between the teams concerned
- e) goal difference resulting from the group matches between the teams concerned
- f) greater number of goals scored in all group matches between the teams concerned
- g) the goals scored away from home count double between the teams concerned (if the tie is only between two teams)
- h) greatest number of points obtained in the fair play conduct of the teams based on yellow and red cards received in all group matches as follows:
 - First yellow card = minus 1 point
 - Second yellow card/indirect red card = minus 3 points
 - Direct red card = minus 4 points
 - Yellow card and direct red card = minus 5 points

(Only one of the above deductions shall be applied to a player in a single match.)

i) drawing of lots by FIFA.

In the event of a tournament being played in one of the countries of the participating member associations or on neutral territory, if two or more teams are equal after the completion of the group stage, the final rankings will be determined by a drawing of lots by FIFA.

With the approval of the FIFA Organising Committee and should the international match calendar allow, play-offs may be played instead of drawing lots to decide ties within groups. If such play-off ends in a tie, extra time of two periods of 15 minutes each shall be played. If the score is level after extra time, kicks from the penalty mark shall be taken to determine the winner, in accordance with the procedure described in the laws of the game. Exceptionally and with the prior approval of FIFA, such play-off match may also be held in one of the countries concerned.



Should the best second or third placed team within a group stage qualify for the next stage or for the final competition, the criteria to decide such best second or third placed team shall depend on the competition format and shall require the approval of FIFA following proposals from the confederations.

In the knockout format, both teams shall play one home and one away match each, the sequence of which shall be determined by lots drawn by FIFA. The team having scored most goals over the two games shall qualify for the next round. If both teams score the same number of goals over the two matches, the goals scored away shall be counted as double. If the number of away goals is also equal or both matches end without any goals being scored, extra time of two periods of 15 minutes each shall be played at the end of the second leg. The extra time period is an integral part of the second leg match. Thus, if no goals are scored in extra time, or if the score is level after extra time, kicks from the penalty mark shall be taken to determine the winner. If both teams score the same number of goals in the extra time period, the visiting team is declared winner on the basis of away goals counting double.

Match description

The main objective of football is to score more goals than the opponent in order to win the match. Football is played by two teams of 11 players each: one goalkeeper and 10 outfield players. Each team tries to score in the opponent's goal and to prevent the other team from scoring. The ball may be passed, tapped, rolled or dribbled in any direction using the feet predominantly but actually any part of the body other than the arms and hands, as well as thrown from the touchline in the case of a throw-in. All actions are subject to the competition regulations and the laws of the game. The playing field shall be a flat, rectangular pitch of natural or artificial grass. The pitch shall measure 105m in length and 68m in width, measured from the inside edge of the boundary line (ref. laws of the game).

Each squad consists of 18 players, as well as an additional four alternate players (in case of injury to one of 18 players or force majeure). In the men's competition, all players must be born on or after 1 January 1997; however, teams may enter a maximum of three players (men's competition only) who do not meet this age limit on their official list of players. There are no age restrictions in the women's competition. The team must use a goalkeeper at all times. No more than 11 players (10 outfield players and one goalkeeper) may be present on the pitch at any given time. The remaining players are substitutes and remain on the substitutes' bench. Up to five substitutes per team may be used during the regular playing time (90 minutes); an additional sixth substitute is allowed in extra time; the match officials must be informed of substitutions and the player to be replaced must leave the pitch before the substitute can enter the field.

The team which scores the highest number of goals is the winner. The game is drawn if both teams have scored the same number of goals, or if no goals are scored. Playing time is made up of two periods of 45 minutes with a half-time interval of 15 minutes. A group stage match may end in a draw at the end of the regular playing time (90 minutes). In the knockout stages (quarterfinals, semifinals, bronze medal match and gold medal match), if the game is drawn after 90 minutes, then extra time is played (two periods of 15 minutes). If the game is drawn after extra time (120 minutes), then the winner is determined by kicks from the penalty mark. If the bronze medal match is played immediately before the gold medal match and is level after 90 minutes, then no extra time will be played, and the match will be decided by kicks from the penalty mark.

Penalties/disqualification rules

Doping is strictly prohibited. Anti-doping rule violations are defined in the FIFA anti-doping regulations and sanctioned in accordance with the Olympic charter, the FIFA anti-doping regulations and the FIFA disciplinary code.

All players must provide their identity by presenting their passport to FIFA in order to be eligible to play in the final competition.

In accordance with the FIFA disciplinary code, any team that fields an ineligible player will forfeit the match; the win and relevant three points will automatically be awarded to the opponent, as well as a score of at least 3-0.

Protests/appeals

See the article 11 of the regulations for the Olympic Football Tournaments Games of the XXXII Olympiad Tokyo 2020: <https://resources.fifa.com/image/upload/regulations-for-the-olympic-footballtournaments.pdf?cloudid=djwdytm3sxn2do3l0gz>

For further information, please consult: www.fifa.com



Medallists by Event

種目別メダリスト / Médaillé(e)s par épreuve

As of SAT 7 AUG 2021 at 23:23

Event	Date	Medal	Name	NOC Code
Men	SAT 7 AUG	GOLD	1 SANTOS	BRA
			2 MENINO Gabriel	
			3 DIEGO CARLOS	
			4 GRACA Ricardo	
			5 DOUGLAS LUIZ	
			6 ARANA Guilherme	
			7 PAULINHO	
			8 GUIMARAES Bruno	
			9 CUNHA Matheus	
			10 RICHARLISON	
			11 ANTONY	
			12 BRENNO	
			13 ALVES Dani	
			14 FUCHS Bruno	
			15 NINO	
			16 ABNER	
			17 MALCOM	
			18 MATHEUS HENRIQUE	
			19 REINIER	
			20 CLAUDINHO	
			21 MARTINELLI Gabriel	
			22 LUCAO	
		SILVER	1 SIMON Unai	ESP
			2 MINGUEZA Oscar	
			3 CUCURELLA Marc	
			4 TORRES Pau	
			5 VALLEJO Jesus	
			6 ZUBIMENDI Martin	
			7 ASENSIO Marco	
			8 MERINO Mikel	
			9 MIR Rafa	
			10 CEBALLOS Dani	
			11 OYARZABAL Mikel	
			12 GARCIA Eric	
			13 FERNANDEZ Alvaro	
			14 SOLER Carlos	
			15 MONCAYOLA Jon	
			16 GONZALEZ Pedri	
			17 PUADO Javier	
			18 GIL Oscar	
			19 OLMO Dani	
			20 MIRANDA Juan	
			21 GIL Bryan	
			22 VILLAR Ivan	
		BRONZE	1 MALAGON Luis	MEX
			2 SANCHEZ Jorge	
			3 MONTES Cesar	
			4 ANGULO Jesus	
			5 VASQUEZ Johan	
			6 LORONA Vladimir	
			7 ROMO Luis	
			8 RODRIGUEZ Carlos	
			9 MARTIN Henry	
			10 LAINEZ Diego	
			11 VEGA Alexis	
			12 MORA Adrian	
			13 OCHOA Guillermo	
			14 AGUIRRE Erick	
			15 ANTUNA Uriel	
			16 ESQUIVEL Joaquin	
			17 CORDOVA Sebastian	
			18 AGUIRRE Eduardo	
			19 ANGULO Ricardo	
			20 BELTRAN Fernando	
			21 ALVARADO Roberto	
			22 JURADO Sebastian	



Medallists by Event

種目別メダリスト / Médaillé(e)s par épreuve

As of SAT 7 AUG 2021 at 23:23

Event	Date	Medal	Name	NOC Code
Women	FRI 6 AUG	GOLD	1 LABBE Stephanie	CAN
			2 CHAPMAN Allysha	
			3 BUCHANAN Kadeisha	
			4 ZADORSKY Shelina	
			5 QUINN	
			6 ROSE Deanne	
			7 GROSSO Julia	
			8 RIVIERE Jayde	
			9 LEON Adriana	
			10 LAWRENCE Ashley	
			11 SCOTT Desiree	
			12 SINCLAIR Christine	
			13 VIENS Evelyne	
			14 GILLES Vanessa	
			15 PRINCE Nichelle	
			16 BECKIE Janine	
			17 FLEMING Jessie	
			18 SHERIDAN Kailen	
			19 HUITEMA Jordyn	
			20 SCHMIDT Sophie	
			21 CARLE Gabrielle	
			22 McLEOD Erin	
		SILVER	1 LINDAHL Hedvig	SWE
			2 ANDERSSON Jonna	
			3 KULLBERG Emma	
			4 GLAS Hanna	
			5 BENNISON Hanna	
			6 ERIKSSON Magdalena	
			7 JANOGY Madelen	
			8 HURTIG Lina	
			9 ASLLANI Kosovare	
			10 JAKOBSSON Sofia	
			11 BLACKSTENIUS Stina	
			12 FALK Jennifer	
			13 ILESTEDT Amanda	
			14 BJORN Nathalie	
			15 SCHOUGH Olivia	
			16 ANGELDAL Filippa	
			17 SEGER Caroline	
			18 ROLFO Fridolina	
			19 ANVEGARD Anna	
			20 RODDAR Julia	
			21 BLOMQVIST Rebecka	
			22 MUSOVIC Zecira	
		BRONZE	1 NAEHER Alyssa	USA
			2 DUNN Crystal	
			3 MEWIS Samantha	
			4 SAUERBRUNN Becky	
			5 O'HARA Kelley	
			6 MEWIS Kristie	
			7 HEATH Tobin	
			8 ERTZ Julie	
			9 HORAN Lindsey	
			10 LLOYD Carli	
			11 PRESS Christen	
			12 DAVIDSON Tierna	
			13 MORGAN Alex	
			14 SONNETT Emily	
			15 RAPINOE Megan	
			16 LAVELLE Rose	
			17 DAHLKEMPER Abby	
			18 FRANCH Adrianna	
			19 MACARIO Catarina	
			20 KRUEGER Casey	
			21 WILLIAMS Lynn	
			22 CAMPBELL Jane	



Medallists

メダリスト / Médaillé(e)s

GOLD	SILVER	BRONZE
BRA - Brazil 1 SANTOS 2 MENINO Gabriel 3 DIEGO CARLOS 4 GRACA Ricardo 5 DOUGLAS LUIZ 6 ARANA Guilherme 7 PAULINHO 8 GUIMARAES Bruno 9 CUNHA Matheus 10 RICHARLISON 11 ANTONY 12 BRENNIO 13 ALVES Dani 14 FUCHS Bruno 15 NINO 16 ABNER 17 MALCOM 18 MATHEUS HENRIQUE 19 REINIER 20 CLAUDINHO 21 MARTINELLI Gabriel 22 LUCAO	ESP - Spain 1 SIMON Unai 2 MINGUEZA Oscar 3 CUCURELLA Marc 4 TORRES Pau 5 VALLEJO Jesus 6 ZUBIMENDI Martin 7 ASENSIO Marco 8 MERINO Mikel 9 MIR Rafa 10 CEBALLOS Dani 11 OYARZABAL Mikel 12 GARCIA Eric 13 FERNANDEZ Alvaro 14 SOLER Carlos 15 MONCAYOLA Jon 16 GONZALEZ Pedri 17 PUADO Javier 18 GIL Oscar 19 OLMO Dani 20 MIRANDA Juan 21 GIL Bryan 22 VILLAR Ivan	MEX - Mexico 1 MALAGON Luis 2 SANCHEZ Jorge 3 MONTES Cesar 4 ANGULO Jesus 5 VASQUEZ Johan 6 LORONA Vladimir 7 ROMO Luis 8 RODRIGUEZ Carlos 9 MARTIN Henry 10 LAINEZ Diego 11 VEGA Alexis 12 MORA Adrian 13 OCHOA Guillermo 14 AGUIRRE Erick 15 ANTUNA Uriel 16 ESQUIVEL Joaquin 17 CORDOVA Sebastian 18 AGUIRRE Eduardo 19 ANGULO Ricardo 20 BELTRAN Fernando 21 ALVARADO Roberto 22 JURADO Sebastian



Team Roster

登録選手一覧 / Composition de l'équipe
As of TUE 20 JUL 2021

ARG - Argentina

No.	Name	Shirt Name	Pos.	Date of Birth	Height m / ft in	Club	Int. "A" Matches	
							Caps	Goals
1	LEDESMA Jeremias	LEDESMA	GK	13 FEB 1993	1.87 / 6'2"	Cádiz CF (ESP)		
2	PEREZ Nehuen	N. PEREZ	DF	24 JUN 2000	1.85 / 6'1"	CA Atlético Madrid (ESP)		
3	BRAVO Claudio	BRAVO	DF	13 MAR 1997	1.70 / 5'7"	Portland Timbers (USA)		
4	DE LA FUENTE Hernan	DE LA FUENTE	DF	7 JAN 1997	1.77 / 5'10"	CA Velez Sarsfield (ARG)		
5	VERA Fausto	VERA	MF	26 MAR 2000	1.79 / 5'10"	Argentinos Juniors (ARG)		
6	MOSEVICH Leonel	MOSEVICH	DF	4 FEB 1997	1.85 / 6'1"	FC Vizela (POR)		
7	URZI Agustin	URZI	FW	4 MAY 2000	1.70 / 5'7"	CA Banfield (ARG)		
8	COLOMBATTO Santiago	COLOMBATTO	MF	17 JAN 1997	1.80 / 5'11"	Club León (MEX)		
9	GAICH Adolfo	GAICH	FW	26 FEB 1999	1.94 / 6'4"	CSKA Moscow (RUS)		
10	MAC ALLISTER Alexis	MAC ALLISTER	MF	24 DEC 1998	1.76 / 5'9"	Brighton & Hove (ENG)		
11	BARCO Esequiel	BARCO	MF	29 MAR 1999	1.62 / 5'4"	Atlanta United FC (USA)		
12	MORALES Lautaro	MORALES	GK	16 DEC 1999	1.87 / 6'2"	CA Lanús (ARG)		
13	HERRERA Marcelo	HERRERA	DF	3 NOV 1998	1.75 / 5'9"	CA San Lorenzo (ARG)		
14	MEDINA Facundo	MEDINA	DF	28 MAY 1999	1.77 / 5'10"	RC Lens (FRA)		
15	DE LA VEGA Pedro	DE LA VEGA	FW	7 FEB 2001	1.77 / 5'10"	CA Lanús (ARG)		
16	PAYERO Martin	PAYERO	MF	11 SEP 1998	1.83 / 6'0"	CA Banfield (ARG)		
17	BELMONTE Tomas	BELMONTE	MF	27 MAY 1998	1.78 / 5'10"	CA Lanús (ARG)		
18	PONCE Ezequiel	PONCE	FW	29 MAR 1997	1.80 / 5'11"	FC Spartak Moscow (RUS)		
19	ORTEGA Francisco	ORTEGA	MF	19 MAR 1999	1.78 / 5'10"	CA Velez Sarsfield (ARG)		
20	ALMADA Thiago	ALMADA	MF	26 APR 2001	1.71 / 5'7"	CA Velez Sarsfield (ARG)		
21	VALENZUELA Fernando	VALENZUELA	FW	22 APR 1997	1.67 / 5'6"	FC Famalicão (POR)		
22	BLAZQUEZ Joaquin	BLAZQUEZ	GK	28 JAN 2001	1.93 / 6'4"	CA Talleres (ARG)		

Players average age: 22 years 5 months

Team colours	Shirt	Shorts	Socks
1st:	LIGHT BLUE AND WHITE	WHITE	WHITE
2nd:	OLIVE GREEN	OLIVE GREEN	OLIVE GREEN

Head Coach BATISTA Fernando (ARG)

Assistant Coach AYUDE Damian (ARG)

SOLARI Esteban (ARG)

ALBIL Damian (ARG)

Note:
Caps and goals are values before the start of competition.

Legend:

DF	Defender	FW	Forward	GK	Goalkeeper	Int. "A"	International "A"
MF	Midfielder	No.	Shirt Number	Pos.	Position		



Team Roster

登録選手一覧 / Composition de l'équipe
As of TUE 20 JUL 2021

AUS - Australia

No.	Name	Shirt Name	Pos.	Date of Birth	Height m / ft in	Club	Int. "A" Matches	
							Caps	Goals
1	GLOVER Thomas	GLOVER	GK	24 DEC 1997	1.90 / 6'3"	Melbourne City FC (AUS)		
2	ATKINSON Nathaniel	ATKINSON	DF	13 JUN 1999	1.81 / 5'11"	Melbourne City FC (AUS)		
3	ROWLES Kye	ROWLES	DF	24 JUN 1998	1.85 / 6'1"	Central Coast M. FC (AUS)		
4	RICH-BAGHUELOU Jay	RICH	DF	22 OCT 1999	1.96 / 6'5"	Crystal Palace FC (ENG)		
5	SOUTTAR Harry	SOUTTAR	DF	22 OCT 1998	1.98 / 6'6"	Stoke City FC (ENG)		
6	BACCUS Keanu	BACCUS	MF	7 JUN 1998	1.78 / 5'10"	WS Wanderers FC (AUS)		
7	PISCOPO Reno	PISCOPO	FW	27 MAY 1998	1.70 / 5'7"	Wellington Phoenix (NZL)		
8	McGREE Riley	McGREE	MF	2 NOV 1998	1.78 / 5'10"	Charlotte FC (USA)		
9	D'AGOSTINO Nicholas	D'AGOSTINO	FW	25 FEB 1998	1.75 / 5'9"	Perth Glory SC (AUS)		
10	GENREAU Denis	GENREAU	MF	21 MAY 1999	1.75 / 5'9"	Macarthur FC (AUS)		
11	ARZANI Daniel	ARZANI	FW	4 JAN 1999	1.71 / 5'7"	Manchester City FC (ENG)		
12	DUKE Mitch	DUKE	FW	18 JAN 1991	1.82 / 6'0"	Al Taawoun FC (KSA)		
13	PIERIAS Dylan	PIERIAS	DF	20 FEB 2000	1.75 / 5'9"	Western United FC (AUS)		
14	DENG Thomas	DENG	DF	20 MAR 1997	1.78 / 5'10"	Urawa Reds (JPN)		
15	WATTS Caleb	WATTS	MF	16 JAN 2002	1.71 / 5'7"	Southampton FC (ENG)		
16	KING Joel	KING	DF	30 OCT 2000	1.79 / 5'10"	Sydney FC (AUS)		
17	METCALFE Connor	METCALFE	MF	5 NOV 1999	1.83 / 6'0"	Melbourne City FC (AUS)		
18	MAYNARD-BREWSTER Ashley	MAYNARD-BREWSTER	GK	25 JUN 1999	1.87 / 6'2"	Charlton Athletic (ENG)		
19	TILIO Marco	TILIO	FW	23 AUG 2001	1.70 / 5'7"	Melbourne City FC (AUS)		
20	WALES Lachlan	WALES	FW	19 OCT 1997	1.79 / 5'10"	Western United FC (AUS)		
21	DEVLIN Cameron	DEVLIN	MF	7 JUN 1998	1.70 / 5'7"	Wellington Phoenix (NZL)		
22	HOLMES Jordan	HOLMES	GK	8 MAY 1997	1.90 / 6'3"	Ebbsfleet United FC (ENG)		

Players average age: 22 years 5 months

Team colours	Shirt	Shorts	Socks
1st:	Yellow	Yellow	Yellow
2nd:	Green	Green	Green

Head Coach	ARNOLD Graham (AUS)
Assistant Coach	MEULENSTEEN Rene (NED)
	VIDMAR Tony (AUS)
	FRANKEN Tony (AUS)

Note:
Caps and goals are values before the start of competition.

Legend:		FW	Forward	GK	Goalkeeper	Int. "A"	International "A"
DF	Defender	No.	Shirt Number	Pos.	Position		
MF	Midfielder						



Team Roster

登録選手一覧 / Composition de l'équipe
As of TUE 20 JUL 2021

BRA - Brazil

No.	Name	Shirt Name	Pos.	Date of Birth	Height m / ft in	Club	Int. "A" Matches	
							Caps	Goals
1	SANTOS	SANTOS	GK	17 MAR 1990	1.88 / 6'2"	Athletico Paranaense(BRA)		
2	MENINO Gabriel	MENINO	MF	29 SEP 2000	1.76 / 5'9"	SE Palmeiras (BRA)		
3	DIEGO CARLOS	DIEGO CARLOS	DF	15 MAR 1993	1.86 / 6'1"	Sevilla FC (ESP)		
4	GRACA Ricardo	GRACA	DF	16 FEB 1997	1.83 / 6'0"	CR Vasco da Gama (BRA)		
5	DOUGLAS LUIZ	DOUGLAS LUIZ	MF	9 MAY 1998	1.78 / 5'10"	Aston Villa FC (ENG)		
6	ARANA Guilherme	ARANA	DF	14 APR 1997	1.76 / 5'9"	Athletico Mineiro (BRA)		
7	PAULINHO	PAULINHO	FW	15 JUL 2000	1.77 / 5'10"	Bayer 04 Leverkusen (GER)		
8	GUIMARAES Bruno	GUIMARAES	MF	16 NOV 1997	1.82 / 6'0"	Olympique Lyon (FRA)		
9	CUNHA Matheus	CUNHA	FW	27 MAY 1999	1.84 / 6'0"	Hertha BSC (GER)		
10	RICHARLISON	RICHARLISON	FW	10 MAY 1997	1.84 / 6'0"	Everton FC (ENG)		
11	ANTONY	ANTONY	FW	24 FEB 2000	1.72 / 5'8"	AFC Ajax (NED)		
12	BRENNO	BRENNO	GK	1 APR 1999	1.90 / 6'3"	Grêmio FBPA (BRA)		
13	ALVES Dani	ALVES	DF	6 MAY 1983	1.72 / 5'8"	Sao Paulo FC (BRA)		
14	FUCHS Bruno	FUCHS	DF	1 APR 1999	1.99 / 6'6"	CSKA Moscow (RUS)		
15	NINO	NINO	DF	10 APR 1997	1.88 / 6'2"	Fluminense FC (BRA)		
16	ABNER	ABNER	DF	27 MAY 2000	1.81 / 5'11"	Athletico Paranaense(BRA)		
17	MALCOM	MALCOM	FW	26 FEB 1997	1.71 / 5'7"	Zenit St. Petersburg(RUS)		
18	MATHEUS HENRIQUE	MATHEUS HENRIQUE	MF	19 DEC 1997	1.73 / 5'8"	Grêmio FBPA (BRA)		
19	REINIER	REINIER	MF	19 JAN 2002	1.85 / 6'1"	Borussia Dortmund (GER)		
20	CLAUDINHO	CLAUDINHO	MF	28 JAN 1997	1.72 / 5'8"	Red Bull Brasil (BRA)		
21	MARTINELLI Gabriel	MARTINELLI	FW	18 JUN 2001	1.78 / 5'10"	Arsenal FC (ENG)		
22	LUCAO	LUCAO	GK	26 FEB 2001	1.90 / 6'3"	CR Vasco da Gama (BRA)		

Players average age: 23 years 6 months

Team colours	Shirt	Shorts	Socks
	1st: yellow	blue	white
	2nd: blue	white	blue

Head Coach	JARDINE Andre (BRA)
Assistant Coach	RODRIGUES Paulo (BRA)
	LEAL Gustavo (BRA)
	MAIA Rogerio (BRA)

Note:
Caps and goals are values before the start of competition.

Legend:		FW	GK	Int. "A"
DF	Defender	Forward	Goalkeeper	International "A"
MF	Midfielder	No. Shirt Number	Pos. Position	



Team Roster

登録選手一覧 / Composition de l'équipe
As of THU 22 JUL 2021

REVISED
22 JUL 15:19

CIV - Côte d'Ivoire

No.	Name	Shirt Name	Pos.	Date of Birth	Height m / ft in	Club	Int. "A" Matches	
							Caps	Goals
1	NAGOLI Maxime	NAGOLI	GK	20 DEC 2000	1.91 / 6'3"	SOL FC (CIV)		
2	GNAKA Silas	GNAKA	DF	18 DEC 1998	1.79 / 5'10"	KAS Eupen (BEL)		
3	BAILLY Eric	BAILLY	DF	12 APR 1994	1.87 / 6'2"	Manchester United (ENG)		
4	DABILA Kouadio-Yves	DABILA	DF	1 JAN 1997	1.84 / 6'0"	Mouscron-Peruwelz (BEL)		
5	DIALLO Ismael	DIALLO	DF	29 JAN 1997	1.78 / 5'10"	AC Ajaccio (FRA)		
6	SINGO Wilfried	WILFRIED	DF	25 DEC 2000	1.82 / 6'0"	Torino FC (ITA)		
7	DOUMBIA Idrissa	DOUMBIA	MF	14 APR 1998	1.87 / 6'2"	SD Huesca (ESP)		
8	KESSIE Franck	KESSIE	MF	19 DEC 1996	1.83 / 6'0"	AC Milan (ITA)		
9	DAO Youssouf	DAO	FW	5 MAR 1998	1.75 / 5'9"	AC Sparta Praha (CZE)		
10	DIALLO Amad	DIALLO	FW	11 JUL 2002	1.73 / 5'8"	Manchester United (ENG)		
11	KOUAME Christian	KOUAME	FW	6 DEC 1997	1.88 / 6'2"	ACF Fiorentina (ITA)		
12	KOUASSI Eboue	KOUASSI	MF	13 DEC 1997	1.85 / 6'1"	KRC Genk (BEL)		
13	KEITA Kader	KEITA	FW	6 NOV 2000	1.77 / 5'10"	KVC Westerlo (BEL)		
14	GUIAGON Parfait	GUIAGON	MF	22 FEB 2001	1.65 / 5'5"	Beitar Shimshon (ISR)		
15	GRADEL Max	GRADEL	FW	30 NOV 1987	1.75 / 5'9"	Sivasspor (TUR)		
16	IRA Eliezer	IRA	GK	31 AUG 1997	1.93 / 6'4"	San Pedro FC (CIV)		
17	OUATTARA Zie	OUATTARA	DF	9 JAN 2000	1.74 / 5'9"	Vitória SC (POR)		
18	TIMITE Cheick	T. CHEICK	MF	20 NOV 1997	1.80 / 5'11"	Amiens SC (FRA)		
19	KOUAO Koffi	KOUAO	DF	20 MAY 1998	1.73 / 5'8"	FC Vizela (POR)		
20	DOUMBIA Aboubacar	A. DOUMBIA	FW	12 NOV 1999	1.69 / 5'7"	Maccabi Netanya (ISR)		
22	TIE Nicolas	N. TIE	GK	13 FEB 2001	1.86 / 6'1"	Vitória SC (POR)		

Players average age: 22 years 8 months

Team colours	Shirt	Shorts	Socks
1st:	Orange	Orange	Orange
2nd:	White	White	White

Head Coach	H Aidara Soualiho (CIV)
Assistant Coach	G Nanhouan Gerard (CIV)
	Tizie Jean-Jacques (CIV)

Note:
Caps and goals are values before the start of competition.

Legend:		FW	Forward	GK	Goalkeeper	Int. "A"	International "A"
DF	Defender	No.	Shirt Number	Pos.	Position		
MF	Midfielder						

REVISED

Shirt Names for some players have been corrected.



Team Roster

登録選手一覧 / Composition de l'équipe
As of TUE 20 JUL 2021

ESP - Spain

No.	Name	Shirt Name	Pos.	Date of Birth	Height m / ft in	Club	Int. "A" Matches	
							Caps	Goals
1	SIMON Unai	SIMON	GK	11 JUN 1997	1.85 / 6'1"	Athletic Club (ESP)		
2	MINGUEZA Oscar	MINGUEZA	DF	13 MAY 1999	1.85 / 6'1"	FC Barcelona (ESP)		
3	CUCURELLA Marc	CUCURELLA	DF	22 JUL 1998	1.75 / 5'9"	Getafe CF (ESP)		
4	TORRES Pau	TORRES	DF	16 JAN 1997	1.80 / 5'11"	Villarreal CF (ESP)		
5	VALLEJO Jesus	VALLEJO	DF	5 JAN 1997	1.80 / 5'11"	Granada CF (ESP)		
6	ZUBIMENDI Martin	ZUBIMENDI	MF	2 FEB 1999	1.80 / 5'11"	Real Sociedad (ESP)		
7	ASENSIO Marco	ASENSIO	FW	21 JAN 1996	1.75 / 5'9"	Real Madrid CF (ESP)		
8	MERINO Mikel	MERINO	MF	22 JUN 1996	1.80 / 5'11"	Real Sociedad (ESP)		
9	MIR Rafa	MIR	FW	18 JUN 1997	1.80 / 5'11"	Wolverhampton Wanderers (ENG)		
10	CEBALLOS Dani	CEBALLOS	MF	7 AUG 1996	1.75 / 5'9"	Arsenal FC (ENG)		
11	OYARZABAL Mikel	OYARZABAL	FW	21 APR 1997	1.80 / 5'11"	Real Sociedad (ESP)		
12	GARCIA Eric	GARCIA	DF	9 JAN 2001	1.75 / 5'9"	Manchester City FC (ENG)		
13	FERNANDEZ Alvaro	FERNANDEZ	GK	13 APR 1998	1.85 / 6'1"	SD Huesca (ESP)		
14	SOLER Carlos	SOLER	MF	2 JAN 1997	1.75 / 5'9"	Valencia CF (ESP)		
15	MONCAYOLA Jon	MONCAYOLA	MF	13 MAY 1998	1.80 / 5'11"	CA Osasuna (ESP)		
16	GONZALEZ Pedri	GONZALEZ	MF	25 NOV 2002	1.75 / 5'9"	FC Barcelona (ESP)		
17	PUADO Javier	PUADO	MF	25 MAY 1998	1.80 / 5'11"	RCD Espanyol (ESP)		
18	GIL Oscar	GIL	DF	26 APR 1998	1.80 / 5'11"	RCD Espanyol (ESP)		
19	OLMO Dani	OLMO	FW	7 MAY 1998	1.85 / 6'1"	RB Leipzig (GER)		
20	MIRANDA Juan	MIRANDA	DF	19 JAN 2000	1.85 / 6'1"	Real Betis (ESP)		
21	GIL Bryan	GIL	MF	11 FEB 2001	1.75 / 5'9"	SD Eibar (ESP)		
22	VILLAR Ivan	VILLAR	GK	9 JUL 1997	1.80 / 5'11"	RC Celta Vigo (ESP)		

Players average age: 22 years 10 months

Team colours	Shirt	Shorts	Socks
1st:	RED	BLUE	BLUE
2nd:	WHITE	WHITE	WHITE

Head Coach de la FUENTE CASTILLO Luis (ESP)

Assistant Coach DENIA Santiago (ESP)

ESPANA Miguel Angel (ESP)

Note:
Caps and goals are values before the start of competition.

Legend:

DF	Defender	FW	Forward	GK	Goalkeeper	Int. "A"	International "A"
MF	Midfielder	No.	Shirt Number	Pos.	Position		



Team Roster

登録選手一覧 / Composition de l'équipe
As of TUE 20 JUL 2021

FRA - France

No.	Name	Shirt Name	Pos.	Date of Birth	Height m / ft in	Club	Int. "A" Matches	
							Caps	Goals
1	BERNARDONI Paul	BERNARDONI	GK	18 APR 1997	1.90 / 6'3"	Angers SCO (FRA)		
2	KALULU Pierre	KALULU	DF	5 JUN 2000	1.79 / 5'10"	AC Milan (ITA)		
3	BARD Melvin	BARD	DF	6 NOV 2000	1.73 / 5'8"	Olympique Lyon (FRA)		
4	PEMBELE Timothee	PEMBELE	DF	9 SEP 2002	1.82 / 6'0"	Paris Saint-Germain (FRA)		
5	NKOUNKOU Niels	NKOUNKOU	DF	1 NOV 2000	1.80 / 5'11"	Everton FC (ENG)		
6	TOUSART Lucas	TOUSART	MF	29 APR 1997	1.85 / 6'1"	Hertha BSC (GER)		
7	NORDIN Arnaud	NORDIN	FW	17 JUN 1998	1.70 / 5'7"	AS Saint-Etienne (FRA)		
8	le FEE Enzo	le FEE	MF	3 FEB 2000	1.70 / 5'7"	FC Lorient (FRA)		
9	MBUKU Nathanael	MBUKU	FW	16 MAR 2002	1.70 / 5'7"	Stade de Reims (FRA)		
10	GIGNAC Andre-Pierre	GIGNAC	FW	5 DEC 1985	1.86 / 6'1"	Tigres UANL (MEX)		
11	SAVANIER Teji	SAVANIER	MF	22 DEC 1991	1.71 / 5'7"	Montpellier HSC (FRA)		
12	BEKA BEKA Alexis	BEKA BEKA	MF	29 MAR 2001	1.75 / 5'9"	SM Caen (FRA)		
13	MICHELIN Clement	MICHELIN	DF	11 MAY 1997	1.79 / 5'10"	RC Lens (FRA)		
14	THAUVIN Florian	THAUVIN	FW	26 JAN 1993	1.79 / 5'10"	Tigres UANL (MEX)		
15	SAGNAN Modibo	SAGNAN	DF	14 APR 1999	1.87 / 6'2"	Real Sociedad (ESP)		
16	BAJIC Stefan	BAJIC	GK	23 DEC 2001	1.91 / 6'3"	AS Saint-Etienne (FRA)		
17	CACI Anthony	CACI	DF	1 JUL 1997	1.84 / 6'0"	RC Strasbourg (FRA)		
18	KOLO MUANI Randal	KOLO MUANI	FW	5 DEC 1998	1.87 / 6'2"	FC Nantes (FRA)		
19	DOUKOURE Ismael	DOUKOURE	DF	24 JUL 2003	1.82 / 6'0"	Valenciennes FC (FRA)		
20	LIHADJI Isaac	LIHADJI	MF	10 APR 2002	1.77 / 5'10"	Lille OSC (FRA)		
22	BERTAUD Dimitry	BERTAUD	GK	6 JUN 1998	1.80 / 5'11"	Montpellier HSC (FRA)		

Players average age: 22 years 6 months

Team colours	Shirt	Shorts	Socks
1st:	BLUE	BLUE	BLUE
2nd:	WHITE	WHITE	WHITE

Head Coach	RIPOLL Sylvain (FRA)
Assistant Coach	CHATREFOUX Laurent (FRA) L'HOSTIS Patrick (FRA)

Note:
Caps and goals are values before the start of competition.

Legend:		FW	GK	Int. "A"
DF	Defender	Forward	Goalkeeper	International "A"
MF	Midfielder	No. Shirt Number	Pos. Position	



Team Roster

登録選手一覧 / Composition de l'équipe
As of TUE 20 JUL 2021

GER - Germany

No.	Name	Shirt Name	Pos.	Date of Birth	Height m / ft in	Club	Int. "A" Matches	
							Caps	Goals
1	MUELLER Florian	MUELLER	GK	13 NOV 1997	1.90 / 6'3"	VfB Stuttgart (GER)		
2	HENRICHS Benjamin	HENRICHS	DF	23 FEB 1997	1.83 / 6'0"	RB Leipzig (GER)		
3	RAUM David	RAUM	DF	22 APR 1998	1.81 / 5'11"	TSG 1899 Hoffenheim (GER)		
4	UDUOKHAI Felix	UDUOKHAI	DF	9 SEP 1997	1.92 / 6'4"	FC Augsburg (GER)		
5	PIEPER Amos	PIEPER	DF	17 JAN 1998	1.92 / 6'4"	Arminia Bielefeld (GER)		
6	ACHE Ragnar	ACHE	FW	28 JUL 1998	1.83 / 6'0"	Eintracht Frankfurt (GER)		
7	RICHTER Marco	RICHTER	FW	24 NOV 1997	1.75 / 5'9"	FC Augsburg (GER)		
8	ARNOLD Maximilian	ARNOLD	MF	27 MAY 1994	1.84 / 6'0"	VfL Wolfsburg (GER)		
9	TEUCHERT Cedric	TEUCHERT	FW	14 JAN 1997	1.81 / 5'11"	1. FC Union Berlin (GER)		
10	KRUSE Max	KRUSE	FW	19 MAR 1988	1.81 / 5'11"	1. FC Union Berlin (GER)		
11	AMIRI Nadiem	AMIRI	MF	27 OCT 1996	1.78 / 5'10"	Bayer 04 Leverkusen (GER)		
12	BRODERSEN Svend	BRODERSEN	GK	22 MAR 1997	1.88 / 6'2"	Yokohama FC (JPN)		
13	MAIER Arne	MAIER	MF	8 JAN 1999	1.86 / 6'1"	Hertha BSC (GER)		
14	JAKOBS Ismail	JAKOBS	FW	17 AUG 1999	1.85 / 6'1"	1. FC Köln (GER)		
15	TORUNARIGHA Jordan	TORUNARIGHA	DF	7 AUG 1997	1.91 / 6'3"	Hertha BSC (GER)		
16	SCHLOTTERBECK Keven	SCHLOTTERBECK	DF	28 APR 1997	1.89 / 6'2"	SC Freiburg (GER)		
17	STACH Anton	STACH	MF	15 NOV 1998	1.93 / 6'4"	Greuther Furth (GER)		
18	LOEWEN Eduard	LOEWEN	MF	28 JAN 1997	1.88 / 6'2"	VfL Bochum (GER)		
22	PLOGMANN Luca	PLOGMANN	GK	10 MAR 2000	1.88 / 6'2"	SV Werder Bremen (GER)		

Players average age: 23 years 8 months

Team colours	Shirt	Shorts	Socks
1st:	White	Black	White
2nd:	Black	a) Black b) White	Black

Head Coach	KUNTZ Stefan (GER)
Assistant Coach	di SALVO Antonio (GER)
	NIEDZKOWSKI Daniel (GER)
	THOMFORDE Klaus (GER)

Note:
Caps and goals are values before the start of competition.

Legend:		FW	GK	Int. "A"
DF	Defender	Forward	Goalkeeper	International "A"
MF	Midfielder	No. Shirt Number	Pos. Position	



Team Roster

登録選手一覧 / Composition de l'équipe
As of TUE 20 JUL 2021

HON - Honduras

No.	Name	Shirt Name	Pos.	Date of Birth	Height m / ft in	Club	Int. "A" Matches	
							Caps	Goals
1	GUIFY Alex	GUIFY	GK	20 SEP 1997	1.83 / 6'0"	CD Olimpia (HON)		
2	MALDONADO Denil	MALDONADO	DF	26 MAY 1998	1.83 / 6'0"	Everton Vina del Mar(CHI)		
3	DECAS Wesly	DECAS	DF	11 AUG 1999	1.82 / 6'0"	CD Motagua (HON)		
4	MELENDEZ Carlos	C. MELENDEZ	DF	8 DEC 1997	1.87 / 6'2"	CD Vida (HON)		
5	MELENDEZ Cristopher	MELENDEZ	DF	25 NOV 1997	1.80 / 5'11"	CD Motagua (HON)		
6	NUNEZ Jonathan	NUNEZ	MF	26 NOV 2001	1.78 / 5'10"	CD Motagua (HON)		
7	REYES Jose	REYES	MF	5 NOV 1997	1.78 / 5'10"	RCD España (HON)		
8	RODRIGUEZ Edwin	RODRIGUEZ	MF	25 SEP 1999	1.70 / 5'7"	CD Olimpia (HON)		
9	BENGUCHE Jorge	BENGUCHE	FW	21 MAY 1996	1.88 / 6'2"	Boavista FC (POR)		
10	RIVAS Rigoberto	RIVAS	FW	31 JUL 1998	1.78 / 5'10"	Reggina (ITA)		
11	ELVIR Samuel	ELVIR	MF	25 APR 2001	1.73 / 5'8"	UPNFM (HON)		
12	PERELLO Michael	PERELLO	GK	11 JUL 1998	1.78 / 5'10"	RCD España (HON)		
13	MOYA Brayan	MOYA	FW	19 OCT 1992	1.73 / 5'8"	Primeiro de Agosto (ANG)		
14	PINTO Jose	PINTO	FW	27 SEP 1997	1.72 / 5'8"	CD Olimpia (HON)		
15	PINEDA Carlos	PINEDA	MF	23 SEP 1997	1.73 / 5'8"	CD Olimpia (HON)		
16	GARCIA Jose	GARCIA	DF	21 SEP 1998	1.84 / 6'0"	CD Olimpia (HON)		
17	PALMA Luis	PALMA	FW	17 JAN 2000	1.78 / 5'10"	CD Vida (HON)		
18	OBREGON Juan	OBREGON	FW	29 OCT 1997	1.75 / 5'9"	Hartford Athletic (USA)		
19	MARTINEZ Douglas	MARTINEZ	FW	5 JUN 1997	1.83 / 6'0"	Real Salt Lake (USA)		
20	ALVAREZ Jorge	ALVAREZ	MF	28 JAN 1998	1.72 / 5'8"	CD Olimpia (HON)		
21	OLIVA Elvin	OLIVA	DF	24 OCT 1997	1.87 / 6'2"	CD Olimpia (HON)		
22	RAMOS Bryan	RAMOS	GK	8 AUG 2001	1.83 / 6'0"	RCD España (HON)		

Players average age: 22 years 6 months

Team colours	Shirt	Shorts	Socks
1st:	White	White	White
2nd:	Blue	Blue	Blue

Head Coach FALERO Miguel (URU)

Assistant Coach REYES Josue (HON)

Note:
Caps and goals are values before the start of competition.

Legend:

DF	Defender	FW	Forward	GK	Goalkeeper	Int. "A"	International "A"
MF	Midfielder	No.	Shirt Number	Pos.	Position		



Team Roster

登録選手一覧 / Composition de l'équipe
As of TUE 20 JUL 2021

JPN - Japan

No.	Name	Shirt Name	Pos.	Date of Birth	Height m / ft in	Club	Int. "A" Matches	
							Caps	Goals
1	OSAKO Keisuke	OSAKO	GK	28 JUL 1999	1.87 / 6'2"	Sanfrecce Hiroshima (JPN)		
2	SAKAI Hiroki	SAKAI	DF	12 APR 1990	1.83 / 6'0"	Urawa Reds (JPN)		
3	NAKAYAMA Yuta	NAKAYAMA	DF	16 FEB 1997	1.81 / 5'11"	PEC Zwolle (NED)		
4	ITAKURA Kou	ITAKURA	DF	27 JAN 1997	1.86 / 6'1"	Manchester City FC (ENG)		
5	YOSHIDA Maya	YOSHIDA	DF	24 AUG 1988	1.89 / 6'2"	UC Sampdoria (ITA)		
6	ENDO Wataru	ENDO	MF	9 FEB 1993	1.78 / 5'10"	VfB Stuttgart (GER)		
7	KUBO Takefusa	KUBO	MF	4 JUN 2001	1.73 / 5'8"	Real Madrid CF (ESP)		
8	MIYOSHI Koji	MIYOSHI	MF	26 MAR 1997	1.67 / 5'6"	Royal Antwerp FC (BEL)		
9	MAEDA Daizen	MAEDA	FW	20 OCT 1997	1.73 / 5'8"	Yokohama F-Marinus (JPN)		
10	DOAN Ritsu	DOAN	MF	16 JUN 1998	1.72 / 5'8"	PSV Eindhoven (NED)		
11	MITOMA Kaoru	MITOMA	MF	20 MAY 1997	1.78 / 5'10"	Kawasaki Frontale (JPN)		
12	TANI Kosei	TANI	GK	22 NOV 2000	1.90 / 6'3"	Shonan Bellmare (JPN)		
13	HATATE Reo	HATATE	DF	21 NOV 1997	1.71 / 5'7"	Kawasaki Frontale (JPN)		
14	TOMIYASU Takehiro	TOMIYASU	DF	5 NOV 1998	1.87 / 6'2"	Bologna FC (ITA)		
15	HASHIOKA Daiki	HASHIOKA	DF	17 MAY 1999	1.82 / 6'0"	Sint-Truiden VV (BEL)		
16	SOMA Yuki	SOMA	MF	25 FEB 1997	1.66 / 5'5"	Nagoya Grampus Eight(JPN)		
17	TANAKA Ao	TANAKA	MF	10 SEP 1998	1.80 / 5'11"	Fortuna Duesseldorf (GER)		
18	UEDA Ayase	UEDA	FW	28 AUG 1998	1.82 / 6'0"	Kashima Antlers (JPN)		
19	HAYASHI Daichi	HAYASHI	FW	23 MAY 1997	1.78 / 5'10"	Sagan Tosu FC (JPN)		
20	MACHIDA Koki	MACHIDA	DF	25 AUG 1997	1.90 / 6'3"	Kashima Antlers (JPN)		
21	SEKO Ayumu	SEKO	DF	7 JUN 2000	1.83 / 6'0"	Cerezo Osaka (JPN)		
22	SUZUKI Zion	SUZUKI	GK	21 AUG 2002	1.89 / 6'2"	Urawa Reds (JPN)		

Players average age: 23 years 5 months

Team colours	Shirt	Shorts	Socks
1st:	blue	navy blue	blue
2nd:	white	white	red

Head Coach	MORIYASU Hajime (JPN)
Assistant Coach	KAWAGUCHI Yoshikatsu (JPN)
	KURIHARA Katsushi (JPN)
	YOKOUCHI Akinobu (JPN)

Note:
Caps and goals are values before the start of competition.

Legend:		FW	Forward	GK	Goalkeeper	Int. "A"	International "A"
DF	Defender	No.	Shirt Number	Pos.	Position		
MF	Midfielder						



Team Roster

登録選手一覧 / Composition de l'équipe
As of TUE 20 JUL 2021

KOR - Republic of Korea

No.	Name	Shirt Name	Pos.	Date of Birth	Height m / ft in	Club	Int. "A" Matches	
							Caps	Goals
1	SONG Bumkeun	SONG	GK	15 OCT 1997	1.96 / 6'5"	Jeonbuk Hyundai FC (KOR)		
2	LEE Youhyeon	LEE	DF	8 FEB 1997	1.79 / 5'10"	Jeonbuk Hyundai FC (KOR)		
3	KIM Jaewoo	KIM	DF	6 FEB 1998	1.90 / 6'3"	Daegu FC (KOR)		
4	PARK Jisu	PARK	DF	13 JUN 1994	1.87 / 6'2"	Gimcheon Sangmu FC (KOR)		
5	JEONG Taewook	JEONG	DF	16 MAY 1997	1.94 / 6'4"	Daegu FC (KOR)		
6	JEONG Seungwon	JEONG	MF	27 FEB 1997	1.73 / 5'8"	Daegu FC (KOR)		
7	KWON Changhoon	KWON	MF	30 JUN 1994	1.74 / 5'9"	Suwon Samsung Bluewings FC (KOR)		
8	LEE Kangin	LEE	MF	19 FEB 2001	1.73 / 5'8"	Valencia CF (ESP)		
9	SONG Minkyu	SONG	FW	12 SEP 1999	1.79 / 5'10"	Pohang Steelers FC (KOR)		
10	LEE Donggyeong	LEE	MF	20 SEP 1997	1.75 / 5'9"	Ulsan Hyundai FC (KOR)		
11	LEE Dongjun	LEE	FW	1 FEB 1997	1.73 / 5'8"	Ulsan Hyundai FC (KOR)		
12	SEOL Youngwoo	SEOL	DF	5 DEC 1998	1.80 / 5'11"	Ulsan Hyundai FC (KOR)		
13	KIM Jinya	KIM	DF	30 JUN 1998	1.77 / 5'10"	FC Seoul (KOR)		
14	KIM Donghyun	KIM	MF	11 JUN 1997	1.82 / 6'0"	Gangwon FC (KOR)		
15	WON Dujae	WON	MF	18 NOV 1997	1.87 / 6'2"	Ulsan Hyundai FC (KOR)		
16	HWANG Uijo	HWANG	FW	28 AUG 1992	1.84 / 6'0"	Girondins Bordeaux (FRA)		
17	UM Wonsang	UM	FW	6 JAN 1999	1.71 / 5'7"	Gwangju FC (KOR)		
18	AHN Joonsoo	AHN	GK	28 JAN 1998	1.88 / 6'2"	Busan IPark FC (KOR)		
19	KANG Yoonseong	KANG	DF	1 JUL 1997	1.72 / 5'8"	Jeju United FC (KOR)		
20	LEE Sangmin	LEE	DF	1 JAN 1998	1.88 / 6'2"	Seoul E-Land FC (KOR)		
21	KIM Jingyu	KIM	MF	24 FEB 1997	1.77 / 5'10"	Busan IPark FC (KOR)		
22	AN Changi	AN	GK	6 APR 1998	1.87 / 6'2"	Suwon Samsung Bluewings FC (KOR)		

Players average age: 23 years 7 months

Team colours	Shirt	Shorts	Socks
1st:	Red	Red	Red
2nd:	White	White	White

Head Coach KIM Hagbum (KOR)
Assistant Coach KIM Eunjung (KOR)
 CHA Sangkwang (KOR)
 LEE Changhyun (KOR)

Note:
Caps and goals are values before the start of competition.

Legend:
DF Defender **FW** Forward **GK** Goalkeeper **Int. "A"** International "A"
MF Midfielder **No.** Shirt Number **Pos.** Position



Team Roster

登録選手一覧 / Composition de l'équipe
As of WED 21 JUL 2021

REVISED
22 JUL 0:50

KSA - Saudi Arabia

No.	Name	Shirt Name	Pos.	Date of Birth	Height m / ft in	Club	Int. "A" Matches	
							Caps	Goals
1	ALBUKHARI Amin	AMIN	GK	2 MAY 1997	1.94 / 6'4"	Al Nassr FC (KSA)		
2	ABDULHAMID Saud	S. ABDULHAMID	DF	18 JUL 1999	1.71 / 5'7"	Al Ittihad FC (KSA)		
3	ALTUHAYFAN Hamad	HAMAD	DF	17 MAY 1999	1.70 / 5'7"	Al Qadisiya FC (KSA)		
4	HINDI Abdulbasit	ABDULBASIT	DF	2 FEB 1997	1.82 / 6'0"	Al Ahli SC (KSA)		
5	ALAMRI Abdulelah	ALAMRI	DF	15 JAN 1997	1.85 / 6'1"	Al Nassr FC (KSA)		
6	ALNAJI Sami	SAMI	MF	7 FEB 1997	1.76 / 5'9"	Al Nassr FC (KSA)		
7	ALFARAJ Salman	ALFARAJ	MF	1 AUG 1989	1.79 / 5'10"	Al Hilal SFC (KSA)		
8	ALOMRAN Nasser	ALOMRAN	MF	13 JUL 1997	1.70 / 5'7"	Al Shabab FC (KSA)		
9	ALHAMDDAN Abdullah	ALHAMDDAN	FW	13 SEP 1999	1.83 / 6'0"	Al Hilal SFC (KSA)		
10	ALDAWSARI Salem	ALDAWSARI	FW	19 AUG 1991	1.71 / 5'7"	Al Hilal SFC (KSA)		
11	ALGHANNAM Khalid	ALGHANNAM	FW	8 NOV 2000	1.71 / 5'7"	Al Nassr FC (KSA)		
12	ALRUBAIE Mohammed	ALRUBAIE	GK	14 AUG 1997	1.88 / 6'2"	Al Ahli SC (KSA)		
13	ALSHHRANI Yasser	YASSER	MF	25 MAY 1992	1.70 / 5'7"	Al Hilal SFC (KSA)		
14	ALHASSAN Ali	ALHASSAN	MF	4 MAR 1997	1.82 / 6'0"	Al Nassr FC (KSA)		
15	AHMED Aiman	AHMED	FW	14 MAY 2001	1.64 / 5'5"	Al Nassr FC (KSA)		
16	ALDAWSARI Khalifah	KHALIFAH	DF	2 JAN 1999	1.77 / 5'10"	Al Qadisiya FC (KSA)		
17	ALKHULAIF Ayman	ALKHULAIF	MF	22 MAY 1997	1.66 / 5'5"	Al Wahda (KSA)		
18	GHAREEB Abdulrahman	GHAREEB	MF	31 MAR 1997	1.65 / 5'5"	Al Ahli SC (KSA)		
19	ALBRIKAN Feras	ALBRIKAN	FW	14 MAY 2000	1.81 / 5'11"	Al Nassr FC (KSA)		
20	MUKHTAR Ali	M. ALI	MF	30 OCT 1997	1.79 / 5'10"	Al Nassr FC (KSA)		
21	TARMIN Hassuna	A. HASSUNA	DF	19 MAY 1997	1.76 / 5'9"	Al Ahli SC (KSA)		
22	ALBAWARDI Zaid	ZAID	GK	26 JAN 1997	1.91 / 6'3"	Al Shabab FC (KSA)		

Players average age: 23 years 8 months

Team colours	Shirt	Shorts	Socks
1st:	Green	Green	Green
2nd:	White	White	White

Head Coach	ALSHEHRI Saad (KSA)
Assistant Coach	ALJURAYSAN Abdulrahman (KSA)
	ALRUWAIEI Ahmed (KSA)
	OMAR Ali (KSA)

Note:
Caps and goals are values before the start of competition.

Legend:		FW	Forward	GK	Goalkeeper	Int. "A"	International "A"
DF	Defender	No.	Shirt Number	Pos.	Position		
MF	Midfielder						

REVISED

Shirt name of player number 1 updated.



Team Roster

登録選手一覧 / Composition de l'équipe
As of TUE 20 JUL 2021

MEX - Mexico

No.	Name	Shirt Name	Pos.	Date of Birth	Height m / ft in	Club	Int. "A" Matches	
							Caps	Goals
1	MALAGON Luis	MALAGON	GK	2 MAR 1997	1.80 / 5'11"	Club Necaxa (MEX)		
2	SANCHEZ Jorge	SANCHEZ	DF	10 DEC 1997	1.70 / 5'7"	Club América (MEX)		
3	MONTES Cesar	MONTES	DF	24 FEB 1997	1.91 / 6'3"	CF Monterrey (MEX)		
4	ANGULO Jesus	ANGULO	DF	30 JAN 1998	1.78 / 5'10"	CF Atlas (MEX)		
5	VASQUEZ Johan	VASQUEZ	DF	22 OCT 1998	1.82 / 6'0"	Pumas UNAM (MEX)		
6	LORONA Vladimir	LORONA	DF	16 NOV 1998	1.80 / 5'11"	Club Tijuana (MEX)		
7	ROMO Luis	ROMO	MF	5 JUN 1995	1.80 / 5'11"	Cruz Azul (MEX)		
8	RODRIGUEZ Carlos	RODRIGUEZ	MF	3 JAN 1997	1.70 / 5'7"	CF Monterrey (MEX)		
9	MARTIN Henry	MARTIN	FW	18 NOV 1992	1.80 / 5'11"	Club América (MEX)		
10	LAINEZ Diego	LAINEZ	FW	9 JUN 2000	1.68 / 5'6"	Real Betis (ESP)		
11	VEGA Alexis	VEGA	FW	25 NOV 1997	1.75 / 5'9"	CD Guadalajara (MEX)		
12	MORA Adrian	MORA	DF	15 AUG 1997	1.85 / 6'1"	CF Monterrey (MEX)		
13	OCHOA Guillermo	OCHOA	GK	13 JUL 1985	1.85 / 6'1"	Club América (MEX)		
14	AGUIRRE Erick	AGUIRRE	MF	23 FEB 1997	1.71 / 5'7"	CF Pachuca (MEX)		
15	ANTUNA Uriel	ANTUNA	FW	21 AUG 1997	1.67 / 5'6"	CD Guadalajara (MEX)		
16	ESQUIVEL Joaquin	ESQUIVEL	MF	7 JAN 1998	1.73 / 5'8"	FC Juárez (MEX)		
17	CORDOVA Sebastian	CORDOVA	MF	12 JUN 1997	1.73 / 5'8"	Club América (MEX)		
18	AGUIRRE Eduardo	AGUIRRE	FW	3 AUG 1998	1.76 / 5'9"	Club Santos Laguna (MEX)		
19	ANGULO Ricardo	ANGULO	FW	20 FEB 1997	1.70 / 5'7"	CD Guadalajara (MEX)		
20	BELTRAN Fernando	BELTRAN	MF	8 MAY 1998	1.65 / 5'5"	CD Guadalajara (MEX)		
21	ALVARADO Roberto	ALVARADO	FW	7 SEP 1998	1.76 / 5'9"	Cruz Azul (MEX)		
22	JURADO Sebastian	JURADO	GK	28 SEP 1997	1.88 / 6'2"	Cruz Azul (MEX)		

Players average age: 24 years

Team colours	Shirt	Shorts	Socks
1st:	GREEN	RED	GREEN
2nd:	WHITE	WHITE	WHITE

Head Coach	LOZANO Jaime (MEX)
Assistant Coach	ARREDONDO Alejandro (MEX)
	FUENTES Miguel (MEX)
	NISHIMURA Ryota (JPN)

Note:
Caps and goals are values before the start of competition.

Legend:		FW	GK	Int. "A"
DF	Defender	Forward	Goalkeeper	International "A"
MF	Midfielder	No. Shirt Number	Pos. Position	



Team Roster

登録選手一覧 / Composition de l'équipe
As of TUE 20 JUL 2021

NZL - New Zealand

No.	Name	Shirt Name	Pos.	Date of Birth	Height m / ft in	Club	Int. "A" Matches	
							Caps	Goals
1	WOUD Michael	WOUD	GK	16 JAN 1999	1.96 / 6'5"	Almere City FC (NED)		
2	REID Winston	REID	DF	3 JUL 1988	1.91 / 6'3"	Brentford FC (ENG)		
3	CACACE Liberato	CACACE	DF	27 SEP 2000	1.70 / 5'7"	Sint-Truiden VV (BEL)		
4	PIJNAKER Nando	PIJNAKER	DF	25 FEB 1999	1.91 / 6'3"	Rio Ave FC (POR)		
5	BOXALL Michael	BOXALL	DF	18 AUG 1988	1.88 / 6'2"	Minnesota United FC (USA)		
6	LEWIS Clayton	LEWIS	MF	12 FEB 1997	1.73 / 5'8"	Wellington Phoenix (NZL)		
7	JUST Elijah	JUST	FW	1 MAY 2000	1.74 / 5'9"	FC Helsingor (DEN)		
8	BELL Joe	BELL	MF	27 APR 1999	1.82 / 6'0"	Viking Stavanger (NOR)		
9	WOOD Chris	WOOD	FW	7 DEC 1991	1.91 / 6'3"	Burnley FC (ENG)		
10	STAMENIC Marko	STAMENIC	MF	19 FEB 2002	1.88 / 6'2"	FC Kobenhavn (DEN)		
11	CHAMPNESS Joe	CHAMPNESS	FW	27 APR 1997	1.75 / 5'9"	Brisbane Roar FC (AUS)		
12	McCOWATT Callum	McCOWATT	FW	30 APR 1999	1.79 / 5'10"	FC Helsingor (DEN)		
13	SEARLE Jamie	SEARLE	GK	25 NOV 2000	1.91 / 6'3"	Swansea City AFC (WAL)		
14	STANGER George	STANGER	DF	15 AUG 2000	1.90 / 6'3"	Hamilton Academical (SCO)		
15	INGHAM Dane	INGHAM	DF	8 JUN 1999	1.86 / 6'1"	Newcastle United Jets FC (AUS)		
16	STENSNESS Gianni	STENSNESS	MF	7 FEB 1999	1.85 / 6'1"	Central Coast M. FC (AUS)		
17	ELLIOT Callan	ELLIOT	DF	7 JUL 1999	1.77 / 5'10"	AO Xanthi FC (GRE)		
18	WAINE Ben	WAINE	FW	11 JUN 2001	1.79 / 5'10"	Wellington Phoenix (NZL)		
19	GARBETT Matthew	GARBETT	FW	13 APR 2002	1.82 / 6'0"	Falkenbergs FF (SWE)		
20	SUTTON Sam	SUTTON	MF	10 DEC 2001	1.75 / 5'9"	Wellington Phoenix (NZL)		
21	OLD Ben	OLD	MF	13 AUG 2002	1.73 / 5'8"	Lower Hutt City AFC (NZL)		
22	PAULSEN Alex	PAULSEN	GK	4 JUL 2002	1.93 / 6'4"	Lower Hutt City AFC (NZL)		

Players average age: 22 years 4 months

Team colours	Shirt	Shorts	Socks
1st:	White	White	White
2nd:	Black	Black	Black

Head Coach	HAY Danny (NZL)
Assistant Coach	BAZELEY Darren (NZL)
	BATTY Jason (NZL)
	FALLON Rory (NZL)

Note:
Caps and goals are values before the start of competition.

Legend:		FW	GK	Int. "A"
DF	Defender	Forward	Goalkeeper	International "A"
MF	Midfielder	No. Shirt Number	Pos. Position	



Team Roster

登録選手一覧 / Composition de l'équipe
As of TUE 20 JUL 2021

ROU - Romania

No.	Name	Shirt Name	Pos.	Date of Birth	Height m / ft in	Club	Int. "A" Matches	
							Caps	Goals
1	POPA Mihai	POPA	GK	12 OCT 2000	1.90 / 6'3"	FC Astra Giurgiu (ROU)		
2	BOBOC Radu	BOBOC	DF	24 APR 1999	1.80 / 5'11"	Viitorul Constanta (ROU)		
3	STEFAN Florin	STEFAN	DF	9 MAY 1996	1.81 / 5'11"	N/A (Free Agent)		
4	PASCANU Alexandru	PASCANU	DF	28 SEP 1998	1.87 / 6'2"	CFR Cluj (ROU)		
5	BALUTA Tudor	BALUTA	MF	27 MAR 1999	1.92 / 6'4"	Brighton & Hove (ENG)		
6	GHITA Virgil	GHITA	DF	4 JUN 1998	1.86 / 6'1"	Viitorul Constanta (ROU)		
7	GHEORGHE Ion	GHEORGHE	MF	8 OCT 1999	1.74 / 5'9"	FC Voluntari (ROU)		
8	MARIN Marius	MARIN	MF	30 AUG 1998	1.80 / 5'11"	AC Pisa 1909 (ITA)		
9	GANEA George	GANEA	FW	26 MAY 1999	1.80 / 5'11"	Viitorul Constanta (ROU)		
10	CIOBANU Andrei	CIOBANU	MF	18 JAN 1998	1.76 / 5'9"	Viitorul Constanta (ROU)		
11	GHEORGHE Valentin	V. GHEORGHE	FW	14 FEB 1997	1.75 / 5'9"	FC Astra Giurgiu (ROU)		
12	AIOANI Marian	AIOANI	GK	7 NOV 1999	1.86 / 6'1"	Chindia Targoviste (ROU)		
13	FLORESCU Eduard	FLORESCU	MF	27 JUN 1997	1.83 / 6'0"	FC Botosani (ROU)		
14	RATIU Andrei	RATIU	DF	20 JUN 1998	1.83 / 6'0"	Villarreal CF (ESP)		
15	CHINDRIS Andrei	CHINDRIS	DF	12 JAN 1999	1.91 / 6'3"	FC Botosani (ROU)		
16	DEACONU Ronaldo	DEACONU	MF	13 MAY 1997	1.78 / 5'10"	ACS Sepsi OSK (ROU)		
17	GRIGORE Ricardo	GRIGORE	DF	7 APR 1999	1.91 / 6'3"	FC Dinamo Bucuresti (ROU)		
18	DULCA Marco	DULCA	MF	11 MAY 1999	1.84 / 6'0"	Viitorul Constanta (ROU)		
19	SINTEAN Andrei	SINTEAN	FW	16 JUN 1999	1.76 / 5'9"	AFC Hermannstadt (ROU)		
20	DOBRE Alexandru	DOBRE	MF	30 AUG 1998	1.85 / 6'1"	Dijon FCO (FRA)		
21	SEFER Antonio	SEFER	MF	22 APR 2000	1.83 / 6'0"	Rapid Bucuresti (ROU)		
22	TARNOVANU Stefan	TARNOVANU	GK	9 MAY 2000	1.97 / 6'6"	FC FCSB (ROU)		

Players average age: 22 years 4 months

Team colours	Shirt	Shorts	Socks
1st:	WHITE / GOLD	WHITE / GOLD	WHITE / GOLD
2nd:	BLUE / GREY	BLUE / GREY	BLUE / GREY

Head Coach	RADOI Mirel (ROU)
Assistant Coach	DICA Nicolae (ROU)
	CONSTANTINOVICI Florin (ROU)
	TOADER Leontin (ROU)

Note:
Caps and goals are values before the start of competition.

Legend:		FW	Forward	GK	Goalkeeper	Int. "A"	International "A"
DF	Defender	No.	Shirt Number	Pos.	Position		
MF	Midfielder						



Team Roster

登録選手一覧 / Composition de l'équipe
As of THU 22 JUL 2021

REVISED
22 JUL 15:20

RSA - South Africa

No.	Name	Shirt Name	Pos.	Date of Birth	Height m / ft in	Club	Int. "A" Matches	
							Caps	Goals
1	WILLIAMS Ronwen	WILLIAMS	GK	21 JAN 1992	1.82 / 6'0"	SuperSport United (RSA)		
2	MONYANE James	MONYANE	DF	30 APR 2000	1.72 / 5'8"	Orlando Pirates FC(RSA)		
3	MOHAMME Katlego	MOHAMME	DF	10 MAR 1998	1.80 / 5'11"	Pretoria Univ. (RSA)		
4	MOKOENA Teboho	MOKOENA	MF	24 JAN 1997	1.76 / 5'9"	SuperSport United FC(RSA)		
5	FLEURS Luke	FLEURS	DF	3 MAR 2000	1.85 / 6'1"	SuperSport United FC(RSA)		
6	MAHLATSI Kamohelo	MAHLATSI	MF	23 AUG 1998	1.75 / 5'9"	Moroka Swallows FC(RSA)		
7	NGCOBO Nkosingiphile	NGCOBO	MF	17 NOV 1999	1.65 / 5'5"	Kaizer Chiefs FC (RSA)		
8	CELE Thabo	CELE	MF	15 JAN 1997	1.75 / 5'9"	CD Cova da Piedade (POR)		
9	MAKGOPA Evidence	MAKGOPA	FW	5 JUN 2000	1.83 / 6'0"	Baroka FC (RSA)		
10	SINGH Luther	SINGH	FW	5 AUG 1997	1.71 / 5'7"	FC Pacos Ferreira (POR)		
11	MAHLANGU McBeth	MAHLANGU	DF	11 OCT 2001	1.68 / 5'6"	TS Galaxy FC (RSA)		
12	MOSELE Goodman	MOSELE	MF	18 NOV 1999	1.78 / 5'10"	Baroka FC (RSA)		
13	FROSLER Reeve	FROSLER	MF	11 JAN 1998	1.71 / 5'7"	Kaizer Chiefs FC (RSA)		
14	MABILISO Sibusiso	MABILISO	DF	14 APR 1999	1.75 / 5'9"	AmaZulu FC (RSA)		
15	MALEPE Repo	MALEPE	DF	18 FEB 1997	1.73 / 5'8"	Orlando Pirates FC (RSA)		
16	MPOTO Mondli	MPOTO	GK	24 JUL 1998	1.83 / 6'0"	Bloemfontein Celtic (RSA)		
17	MUKUMELA Thendo	MUKUMELA	DF	30 JAN 1998	1.78 / 5'10"	Cape Town Spurs FC (RSA)		
18	KODISANG Kobamelo	KODISANG	MF	28 AUG 1999	1.69 / 5'7"	SC Braga (POR)		
22	MLUNGWANA Sifiso	MLUNGWANA	GK	27 APR 1997	1.85 / 6'1"	Golden Arrows FC (RSA)		

Players average age: 22 years 6 months

Team colours	Shirt	Shorts	Socks
1st:	Yellow / Dark Green	Dark Green / Yellow	Yellow / Dark Green
2nd:	Dark Green Yellow	Yellow Dark Green	Dark Green

Head Coach	NOTOANE David (RSA)
Assistant Coach	KOPO Kwanele (RSA)
	ROBINSON Wendell (RSA)

Note:
Caps and goals are values before the start of competition.

Legend:		FW	Forward	GK	Goalkeeper	Int. "A"	International "A"
DF	Defender	No.	Shirt Number	Pos.	Position		
MF	Midfielder						

REVISED

Team officials functions have been corrected.



Competition Summary

競技概要 / Résumé des compétitions

As of SAT 7 AUG 2021 at 23:16

Group Stage

Group A

Rank	Team	MP	W	D	L	GF	GA	GD	TCS	Pts
1	JPN	3	3	0	0	7	1	+6	-7	9
2	MEX	3	2	0	1	8	3	+5	-12	6
3	FRA	3	1	0	2	5	11	-6	-10	3
4	RSA	3	0	0	3	3	8	-5	-8	0

Team	JPN	MEX	FRA	RSA
JPN		2:1	4:0	1:0
MEX	1:2		4:1	3:0
FRA	0:4	1:4		4:3
RSA	0:1	0:3	3:4	

Group B

Rank	Team	MP	W	D	L	GF	GA	GD	TCS	Pts
1	KOR	3	2	0	1	10	1	+9	-2	6
2	NZL	3	1	1	1	3	3	0	-6	4
3	ROU	3	1	1	1	1	4	-3	-9	4
4	HON	3	1	0	2	3	9	-6	-10	3

Team	KOR	NZL	ROU	HON
KOR		0:1	4:0	6:0
NZL	1:0		0:0	2:3
ROU	0:4	0:0		1:0
HON	0:6	3:2	0:1	

Group C

Rank	Team	MP	W	D	L	GF	GA	GD	TCS	Pts
1	ESP	3	1	2	0	2	1	+1	-3	5
2	EGY	3	1	1	1	2	1	+1	-6	4
3	ARG	3	1	1	1	2	3	-1	-16	4
4	AUS	3	1	0	2	2	3	-1	-12	3

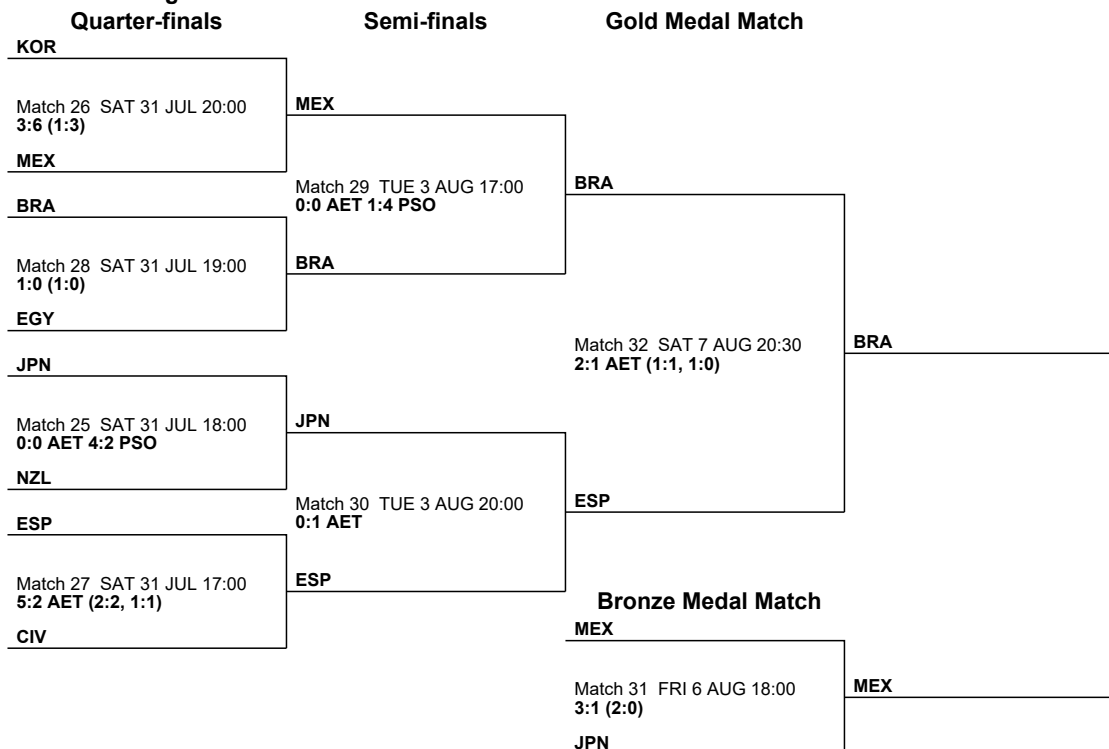
Team	ESP	EGY	ARG	AUS
ESP		0:0	1:1	1:0
EGY	0:0		0:1	2:0
ARG	1:1	1:0		0:2
AUS	0:1	0:2	2:0	

Group D

Rank	Team	MP	W	D	L	GF	GA	GD	TCS	Pts
1	BRA	3	2	1	0	7	3	+4	-8	7
2	CIV	3	1	2	0	3	2	+1	-12	5
3	GER	3	1	1	1	6	7	-1	-12	4
4	KSA	3	0	0	3	4	8	-4	-7	0

Team	BRA	CIV	GER	KSA
BRA		0:0	4:2	3:1
CIV	0:0		1:1	2:1
GER	2:4	1:1		3:2
KSA	1:3	1:2	2:3	

Knock-out Stages



Final Standings

Rank	Team
Gold	BRA
Silver	ESP
Bronze	MEX
4	JPN
5	KOR
6	NZL
7	CIV
8	EGY
9	GER
10	ARG
11	ROU
12	AUS
13	FRA
14	HON
15	KSA
16	RSA

Legend:

AET	After Extra Time	D	Drawn	GA	Goals Against	GD	Goal Difference
GF	Goals For	L	Lost	MP	Matches Played	PSO	Penalty Shoot-out
Pts	Points	TCS	Team Conduct Score	W	Won		



Match Report

公式記録 / Compte rendu du match

Match 1

JPN vs RSA

1:0 (0:0)

Match Officials:

Referee: VALENZUELA Jesus (VEN) **Assistant Referee 1:** MORENO Tulio (VEN) **VAR:** VIGLIANO Mauro (ARG)
4th Official: ORTEGA Kevin (PER) **Assistant Referee 2:** TORREALBA Lubin (VEN) **AVAR:** JURISEVIC Edvin (USA)
Match Commissioner: SHAHRIYARI Paria (IRI)
General Coordinator: SHIN Man Gil (KOR)

JPN - Japan

[12] GK TANI Kosei
 [2] DF SAKAI Hiroki
 [3] DF NAKAYAMA Yuta ▼ 72'
 [4] DF ITAKURA Kou
 [5] DF YOSHIDA Maya (C)
 [6] MF ENDO Wataru □ 37'
 [7] MF KUBO Takefusa ⚽ 71'
 [8] MF MIYOSHI Koji ▼ 60'
 [10] MF DOAN Ritsu □ 57' ▼ 85'
 [17] MF TANAKA Ao ⚽ 71'
 [19] FW HAYASHI Daichi ▼ 72'

Substitutes:

[1] GK OSAKO Keisuke
 [9] FW MAEDA Daizen
 [13] DF HATATE Reo △ 72'
 [15] DF HASHIOKA Daiki
 [16] MF SOMA Yuki △ 60'
 [18] FW UEDA Ayase △ 72'
 [20] DF MACHIDA Koki △ 85'

Head Coach MORIYASU Hajime (JPN)

Additional Time:

First half: 2 min., second half: 4 min.

RSA - South Africa

[1] GK WILLIAMS Ronwen
 [4] MF MOKOENA Teboho
 [5] DF FLEURS Luke
 [8] MF CELE Thabo
 [9] FW MAKGOPA Evidence
 [10] FW SINGH Luther
 [12] MF MOSELE Goodman ▼ 90'+1'
 [13] MF FROSLER Reeve ▼ 79'
 [14] DF MABILISO Sibusiso
 [15] DF MALEPE Repo (C)
 [17] DF MUKUMELA Thendo

Substitutes:

[3] DF MOHAMME Katlego
 [7] MF NGCOBO Nkosingiphile △ 90'+1'
 [11] DF MAHLANGU McBeth
 [16] GK MPOTO Mondli
 [18] MF KODISANG Kobamelo △ 79'
 [22] GK MLUNGWANA Sifiso
 [2] DF MONYANE James (I)

Head Coach NOTOANE David (RSA)

JPN - Japan		RSA - South Africa	
ENDO [6] - 1st Tournament Yellow Card	□	37'	1st half
DOAN [10] - 1st Tournament Yellow Card	□	57'	2nd half
In SOMA [16], out MIYOSHI [8]	↕	60'	
KUBO [7] - 1st Tournament Goal	⚽	1:0 71'	
TANAKA [17] - 1st Tournament Assist	⚽		
In UEDA [18], out HAYASHI [19]	↕	72'	
In HATATE [13], out NAKAYAMA [3]	↕	72'	
		79'	↕ In KODISANG [18], out FROSLER [13]
In MACHIDA [20], out DOAN [10]	↕	85'	
		90'+1	↕ In NGCOBO [7], out MOSELE [12]

Match events: ⚽ Goal scored ⚽ Own goal ⚽ Penalty scored — Penalty missed ⚽ Assist □ Yellow card 2Y Red card ↕ Substitution



Match Report

公式記録 / Compte rendu du match

Match 1

JPN vs RSA

1:0 (0:0)

JPN - Japan	STATISTICS	RSA - South Africa
14	Shots	4
6	Shots on Goal	1
14	Fouls	4
6	Corner Kicks	1
7	Free Kicks	18
0	Penalty Kicks	0
4	Offsides	3
0	Own Goals	0
3	Single Yellow Cards	0
0	Indirect Red Cards	0
0	Direct Red Cards	0
52%	Ball Possession	48%
38	Actual Playing Time	35

JPN - Japan

No.	Name	Pos.	Min.	GF	GA	AS	SG/S	PK	Fouls		Y	Red Cards	
									FC	FS		2Y	R
12	TANI	GK	90										
2	SAKAI	DF	90						1				
3	NAKAYAMA	DF	72						1		1		
4	ITAKURA	DF	90						1				
5	YOSHIDA (C)	DF	90				0/1		1				
6	ENDO	MF	90						1	1	1		
7	KUBO	MF	90	1			2/6						
8	MIYOSHI	MF	60				1/2		1				
10	DOAN	MF	85				0/1		4	1	1		
17	TANAKA	MF	90			1	1/1		2				
19	HAYASHI	FW	72				2/3		1	2			
Totals				1		1	6/14		14	4	3		

Substitutes:

13	HATATE	DF	18										
16	SOMA	MF	30										
18	UEDA	FW	18						1				
20	MACHIDA	DF	5										

RSA - South Africa

No.	Name	Pos.	Min.	GF	GA	AS	SG/S	PK	Fouls		Y	Red Cards	
									FC	FS		2Y	R
1	WILLIAMS	GK	90		1								
4	MOKOENA	MF	90				0/2		2	2			
5	FLEURS	DF	90							2			
8	CELE	MF	90						1	5			
9	MAKGOPA	FW	90							1			
10	SINGH	FW	90				1/2			1			
12	MOSELE	MF	89										
13	FROSLER	MF	79										
14	MABILISO	DF	90							1			
15	MALEPE (C)	DF	90						1	1			
17	MUKUMELA	DF	90										
Totals					1		1/4		4	14			

Substitutes:

7	NGCOBO	MF	1										
18	KODISANG	MF	11							1			

Legend:

(C) Captain	2Y Indirect Red Card	AS Assists	AVAR Assistant VAR
DF Defender	FC Fouls Committed	FS Fouls Suffered	FW Forward
GA Goals Against	GF Goals For	GK Goalkeeper	I Injured
MF Midfielder	Min. Minutes Played	No. Shirt Number	R Direct Red Card
PK Penalty Kicks for (Converted/Attempts)	VAR Video Assistant Referee	Pos. Position	
SG/S Shots on Goal/Shots		Y Single Yellow Card	



Match Report

公式記録 / Compte rendu du match

Match 2

MEX vs FRA

4:1 (0:0)

Match Officials:

Referee: BEATH Chris (AUS) **Assistant Referee 1:** SHCHETININ Anton (AUS) **VAR:** FU Ming (CHN)
4th Official: WEYESA Bamlaku Tessema (ETH) **Assistant Referee 2:** LAKRINDIS George (AUS) **AVAR:** BTGEN Abdulkadir (TUR)
Match Commissioner: SHAHRIYARI Paria (IRI)
General Coordinator: SHIN Man Gil (KOR)

MEX - Mexico

[13] GK OCHOA Guillermo (C)
 [2] DF SANCHEZ Jorge
 [3] DF MONTES Cesar
 [5] DF VASQUEZ Johan
 [7] MF ROMO Luis ⚽ 80'
 [8] MF RODRIGUEZ Carlos ⚽ 55'
 [9] FW MARTIN Henry ▼ 88'
 [10] FW LAINEZ Diego ⚽ 47' ▼ 72'
 [11] FW VEGA Alexis □ 20' ⚽ 47' ▼ 84'
 [14] MF AGUIRRE Erick
 [17] MF CORDOVA Sebastian ⚽ 55' ▼ 72'

Substitutes:

[1] GK MALAGON Luis
 [4] DF ANGULO Jesus
 [6] DF LORONA Vladimir
 [15] FW ANTUNA Uriel △ 72' ⚽ 80'
 [16] MF ESQUIVEL Joaquin △ 72'
 [18] FW AGUIRRE Eduardo △ 88' ⚽ 90'+1
 [21] FW ALVARADO Roberto △ 84'

Head Coach LOZANO Jaime (MEX)

Additional Time:

First half: 2 min., second half: 4 min.

FRA - France

[1] GK BERNARDONI Paul
 [2] DF KALULU Pierre
 [6] MF TOUSART Lucas ▼ 60'
 [7] FW NORDIN Arnaud ▼ 60'
 [8] MF le FEE Enzo
 [10] FW GIGNAC Andre-Pierre (C) ⚽ 69'
 [11] MF SAVANIER Teji
 [13] DF MICHELIN Clement □ 16'
 [14] FW THAUVIN Florian ▼ 79'
 [15] DF SAGNAN Modibo
 [17] DF CACI Anthony □ 75' ▼ 90'

Substitutes:

[3] DF BARD Melvin △ 90'
 [4] DF PEMBELE Timothee
 [9] FW MBUKU Nathanael △ 79'
 [12] MF BEKA BEKA Alexis △ 60'
 [16] GK BAJIC Stefan
 [18] FW KOLO MUANI Randal △ 60'
 [19] DF DOUKOURE Ismael

Head Coach RIPOLL Sylvain (FRA)

MEX - Mexico		FRA - France	
	16'	□ MICHELIN [13] - 1st Tournament Yellow Card	1st half
VEGA [11] - 1st Tournament Yellow Card	□ 20'		
VEGA [11] - 1st Tournament Goal	⚽ 1:0 47'		2nd half
LAINEZ [10] - 1st Tournament Assist	⚽ 2:0 55'		
CORDOVA [17] - 1st Tournament Goal	⚽ 2:0 55'		
RODRIGUEZ [8] - 1st Tournament Assist	⚽ 2:0 55'		
	60'	◆ In BEKA BEKA [12], out TOUSART [6]	
	60'	◆ In KOLO MUANI [18], out NORDIN [7]	
	69'	⚽ 2:1 GIGNAC [10] - 1st Tournament Goal	
	72'		
In ANTUNA [15], out LAINEZ [10]	◆ 72'		
In ESQUIVEL [16], out CORDOVA [17]	◆ 72'		
	75'	□ CACI [17] - 1st Tournament Yellow Card	
	79'	◆ In MBUKU [9], out THAUVIN [14]	
ANTUNA [15] - 1st Tournament Goal	⚽ 3:1 80'		
ROMO [7] - 1st Tournament Assist	⚽ 3:1 80'		
In ALVARADO [21], out VEGA [11]	◆ 84'		
In AGUIRRE [18], out MARTIN [9]	◆ 88'		
	90'	◆ In BARD [3], out CACI [17]	
AGUIRRE [18] - 1st Tournament Goal	⚽ 4:1 90'+1		

Match events: ⚽ Goal scored ⚽ Own goal ⚽ Penalty scored — Penalty missed ⚽ Assist □ Yellow card □ 2Y ■ Red card ◆ Substitution



Match Report

公式記録 / Compte rendu du match

Match 2

MEX vs FRA

4:1 (0:0)

MEX - Mexico	STATISTICS	FRA - France
14	Shots	9
6	Shots on Goal	5
15	Fouls	15
1	Corner Kicks	1
18	Free Kicks	16
0	Penalty Kicks	1
3	Offsides	2
0	Own Goals	0
1	Single Yellow Cards	2
0	Indirect Red Cards	0
0	Direct Red Cards	0
51%	Ball Possession	49%
33	Actual Playing Time	32

MEX - Mexico

No.	Name	Pos.	Min.	GF	GA	AS	SG/S	PK	Fouls		Y	Red Cards	
									FC	FS		2Y	R
13	OCHOA (C)	GK	90		1								
2	SANCHEZ	DF	90						2				
3	MONTES	DF	90				0/1		2	1			
5	VASQUEZ	DF	90							1			
7	ROMO	MF	90			1	0/1		2	3			
8	RODRIGUEZ	MF	90			1	0/1		1				
9	MARTIN	FW	88				1/2		1	2			
10	LAINEZ	FW	71			1	0/1			1			
11	VEGA	FW	83	1			2/3		2	1	1		
14	AGUIRRE	MF	90							3			
17	CORDOVA	MF	71	1			1/2		2	1			
Substitutes:													
15	ANTUNA	FW	19	1			1/2			2			
16	ESQUIVEL	MF	19						1				
18	AGUIRRE	FW	2	1			1/1		2				
21	ALVARADO	FW	7										
Totals				4	1	3	6/14		15	15	1		

FRA - France

No.	Name	Pos.	Min.	GF	GA	AS	SG/S	PK	Fouls		Y	Red Cards	
									FC	FS		2Y	R
1	BERNARDONI	GK	90		4								
2	KALULU	DF	90						1	2			
6	TOUSART	MF	60										
7	NORDIN	FW	60				2/3			3			
8	le FEE	MF	90							1			
10	GIGNAC (C)	FW	90	1			2/2	1/1	2				
11	SAVANIER	MF	90				0/1		4	2			
13	MICHELIN	DF	90				0/1		2	3	1		
14	THAUVIN	FW	79				0/1		1	1			
15	SAGNAN	DF	90						1	1			
17	CACI	DF	89						4		1		
Substitutes:													
3	BARD	DF	1										
9	MBUKU	FW	11										
12	BEKA BEKA	MF	30							1			
18	KOLO MUANI	FW	30				1/1			1			
Totals				1	4		5/9	1/1	15	15	2		

Legend:			
(C)	Captain	2Y	Indirect Red Card
DF	Defender	FC	Fouls Committed
GA	Goals Against	GF	Goals For
Min.	Minutes Played	No.	Shirt Number
Pos.	Position	R	Direct Red Card
Y	Single Yellow Card	AS	Assists
		FS	Fouls Suffered
		GK	Goalkeeper
		PK	Penalty Kicks for (Converted/Attempts)
		SG/S	Shots on Goal/Shots
		AVAR	Assistant VAR
		FW	Forward
		MF	Midfielder
		VAR	Video Assistant Referee



Match Report

公式記録 / Compte rendu du match

Match 9

JPN vs MEX

2:1 (2:0)

Match Officials:

Referee: DIAS Artur (POR) **Assistant Referee 1:** BARBOSA Rui (POR) **VAR:** CUADRA Guillermo (ESP)
4th Official: BEIDA Dahane (MTN) **Assistant Referee 2:** SOARES Paulo (POR) **AVAR:** ZOURAK Adil (MAR)
Match Commissioner: SHAHRIYARI Paria (IRI)
General Coordinator: SHIN Man Gil (KOR)

JPN - Japan

[12] GK TANI Kosei
 [2] DF SAKAI Hiroki □ 47'
 [3] DF NAKAYAMA Yuta
 [4] DF ITAKURA Kou
 [5] DF YOSHIDA Maya (C)
 [6] MF ENDO Wataru
 [7] MF KUBO Takefusa ⚽ 6'
 [10] MF DOAN Ritsu ⚽ 6' ⚽ 11' ▼ 79'
 [16] MF SOMA Yuki ▼ 65'
 [17] MF TANAKA Ao □ 48'
 [19] FW HAYASHI Daichi ▼ 79'

Substitutes:

[1] GK OSAKO Keisuke
 [8] MF MIYOSHI Koji
 [9] FW MAEDA Daizen △ 65'
 [11] MF MITOMA Kaoru △ 79'
 [13] DF HATATE Reo
 [15] DF HASHIOKA Daiki
 [18] FW UEDA Ayase △ 79'

Head Coach MORIYASU Hajime (JPN)

Additional Time:

First half: 3 min., second half: 4 min.

MEX - Mexico

[13] GK OCHOA Guillermo (C)
 [2] DF SANCHEZ Jorge □ 29'
 [3] DF MONTES Cesar □ 11'
 [5] DF VASQUEZ Johan ■ 68'
 [7] MF ROMO Luis
 [8] MF RODRIGUEZ Carlos □ 25' ▼ 57'
 [9] FW MARTIN Henry
 [10] FW LAINEZ Diego ▼ 66'
 [11] FW VEGA Alexis ▼ 67'
 [14] MF AGUIRRE Erick ▼ 43'
 [17] MF CORDOVA Sebastian

Substitutes:

[1] GK MALAGON Luis
 [4] DF ANGULO Jesus
 [6] DF LORONA Vladimir △ 43'
 [15] FW ANTUNA Uriel △ 66'
 [16] MF ESQUIVEL Joaquin △ 57'
 [18] FW AGUIRRE Eduardo
 [21] FW ALVARADO Roberto △ 67' ⚽ 85'

Head Coach LOZANO Jaime (MEX)

JPN - Japan		MEX - Mexico	
KUBO [7] - 2nd Tournament Goal ⚽	1:0	6'	
DOAN [10] - 1st Tournament Assist ⚽		11'	□ MONTES [3] - 1st Tournament Yellow Card
DOAN [10] - 1st Tournament Goal ⚽	2:0	11'	
		25'	□ RODRIGUEZ [8] - 1st Tournament Yellow Card
		29'	□ SANCHEZ [2] - 1st Tournament Yellow Card
		43'	◆ In LORONA [6], out AGUIRRE [14]
SAKAI [2] - 1st Tournament Yellow Card □		47'	
TANAKA [17] - 1st Tournament Yellow Card □		48'	
		57'	◆ In ESQUIVEL [16], out RODRIGUEZ [8]
In MAEDA [9], out SOMA [16] ◆		65'	
		66'	◆ In ANTUNA [15], out LAINEZ [10]
		67'	◆ In ALVARADO [21], out VEGA [11]
		68'	■ VASQUEZ [5] - 1st Tournament Red Card
In MITOMA [11], out DOAN [10] ◆		79'	
In UEDA [18], out HAYASHI [19] ◆		79'	
	2:1	85'	⚽ ALVARADO [21] - 1st Tournament Goal

Match events: ⚽ Goal scored ⚽ Own goal ⚽ Penalty scored — Penalty missed ⚽ Assist □ Yellow card □ 2Y ■ Red card ◆ Substitution



Match Report

公式記録 / Compte rendu du match

Match 9

JPN vs MEX

2:1 (2:0)

JPN - Japan	STATISTICS	MEX - Mexico
7	Shots	8
3	Shots on Goal	6
25	Fouls	19
3	Corner Kicks	4
16	Free Kicks	28
1	Penalty Kicks	0
2	Offsides	2
0	Own Goals	0
2	Single Yellow Cards	3
0	Indirect Red Cards	0
0	Direct Red Cards	1
40%	Ball Possession	60%
23	Actual Playing Time	35

JPN - Japan

No.	Name	Pos.	Min.	GF	GA	AS	SG/S	PK	Fouls		Y	Red Cards	
									FC	FS		2Y	R
12	TANI	GK	90		1								
2	SAKAI	DF	90						3	2	1		
3	NAKAYAMA	DF	90						4	1			
4	ITAKURA	DF	90						1	1			
5	YOSHIDA (C)	DF	90						1	1			
6	ENDO	MF	90						3	3			
7	KUBO	MF	90	1			2/5		2	2			
10	DOAN	MF	79	1		1	1/1	1/1	1	2			
16	SOMA	MF	65				0/1		1	1			
17	TANAKA	MF	90						3		1		
19	HAYASHI	FW	79						2	4			
Substitutes:													
9	MAEDA	FW	25						2	1			
11	MITOMA	MF	11							1			
18	UEDA	FW	11						2				
Totals				2	1	1	3/7	1/1	25	19	2		

MEX - Mexico

No.	Name	Pos.	Min.	GF	GA	AS	SG/S	PK	Fouls		Y	Red Cards	
									FC	FS		2Y	R
13	OCHOA (C)	GK	90		2								
2	SANCHEZ	DF	90						1	4	1		
3	MONTES	DF	90						2	1	1		
5	VASQUEZ	DF	68						4	1			1
7	ROMO	MF	90						1	2			
8	RODRIGUEZ	MF	57						1	1	1		
9	MARTIN	FW	90				2/3		1	3			
10	LAINIZ	FW	66							4			
11	VEGA	FW	67						4	4			
14	AGUIRRE	MF	43							1			
17	CORDOVA	MF	90				3/4		2	2			
Substitutes:													
6	LORONA	DF	47						2				
15	ANTUNA	FW	24							1			
16	ESQUIVEL	MF	33						1	1			
21	ALVARADO	FW	23	1			1/1						
Totals				1	2		6/8		19	25	3		1

Legend:

(C) Captain	2Y Indirect Red Card	AS Assists	AVAR Assistant VAR
DF Defender	FC Fouls Committed	FS Fouls Suffered	FW Forward
GA Goals Against	GF Goals For	GK Goalkeeper	MF Midfielder
Min. Minutes Played	No. Shirt Number	PK Penalty Kicks for (Converted/Attempts)	VAR Video Assistant Referee
Pos. Position	R Direct Red Card	SG/S Shots on Goal/Shots	
Y Single Yellow Card			



Match Report

公式記録 / Compte rendu du match

Match 10

FRA vs RSA

4:3 (0:0)

Match Officials:

Referee: ORTEGA Kevin (PER) **Assistant Referee 1:** ORUE Michael (PER) **VAR:** CUNHA Andres (URU)
4th Official: GONZALEZ Leodan (URU) **Assistant Referee 2:** SANCHEZ Jesus (PER) **AVAR:** GUIDA Marco (ITA)
Match Commissioner: SHAHRIYARI Paria (IRI)
General Coordinator: SHIN Man Gil (KOR)

FRA - France

[1] GK BERNARDONI Paul
 [2] DF KALULU Pierre
 [5] DF NKOUNKOU Niels 20'
 [6] MF TOUSART Lucas ▼ 68'
 [9] FW MBUKU Nathanael ▼ 61'
 [10] FW GIGNAC Andre-Pierre (C) ⚽ 57' ⚽ 78' ⚽ 86' ⚽ 90'+2
 [11] MF SAVANIER Teji 68' ⚽ 90'+2
 [13] DF MICHELIN Clement ⚽ 78'
 [14] FW THAUVIN Florian ▼ 68'
 [17] DF CACI Anthony
 [18] FW KOLO MUANI Randal ⚽ 57'

Substitutes:

[4] DF PEMBELE Timothee
 [7] FW NORDIN Arnaud △ 68'
 [8] MF le FEE Enzo △ 61'
 [12] MF BEKA BEKA Alexis △ 68'
 [15] DF SAGNAN Modibo
 [16] GK BAJIC Stefan
 [19] DF DOUKOURE Ismael

Head Coach RIPOLL Sylvain (FRA)

Additional Time:

First half: 1 min., second half: 5 min.

RSA - South Africa

[1] GK WILLIAMS Ronwen 84'
 [3] DF MOHAMME Katlego
 [4] MF MOKOENA Teboho 16' ⚽ 81' ▼ 83'
 [5] DF FLEURS Luke
 [7] MF NGCOBO Nkosingiphile ▼ 65'
 [8] MF CELE Thabo
 [9] FW MAKGOPA Evidence ⚽ 72'
 [10] FW SINGH Luther ⚽ 40' ⚽ 81'
 [13] MF FROSLER Reeve ▼ 83'
 [15] DF MALEPE Repo (C)
 [18] MF KODISANG Kobamelo ⚽ 53' ⚽ 72' ▼ 77'

Substitutes:

[2] DF MONYANE James △ 83'
 [6] MF MAHLATSI Kamohelo △ 65'
 [11] DF MAHLANGU McBeth
 [12] MF MOSELE Goodman △ 77'
 [14] DF MABILISO Sibusiso
 [16] GK MPOTO Mondli
 [17] DF MUKUMELA Thendo △ 83'

Head Coach NOTOANE David (RSA)

FRA - France		RSA - South Africa	
	16'	 	MOKOENA [4] - 1st Tournament Yellow Card
NKOUNKOU [5] - 1st Tournament Yellow Card	 	20'	
	40'	—	SINGH [10]
	53'	0:1	⚽ KODISANG [18] - 1st Tournament Goal
GIGNAC [10] - 2nd Tournament Goal	⚽ 1:1	57'	
KOLO MUANI [18] - 1st Tournament Assist	⚽		
In le FEE [8], out MBUKU [9]	▼	61'	
	65'	▼	In MAHLATSI [6], out NGCOBO [7]
SAVANIER [11] - 1st Tournament Yellow Card	 	68'	
In NORDIN [7], out TOUSART [6]	▼	68'	
In BEKA BEKA [12], out THAUVIN [14]	▼	68'	
	72'	1:2	⚽ MAKGOPA [9] - 1st Tournament Goal
	77'	⚽	KODISANG [18] - 1st Tournament Assist
GIGNAC [10] - 3rd Tournament Goal	⚽ 2:2	78'	
MICHELIN [13] - 1st Tournament Assist	⚽		
	81'	2:3	⚽ MOKOENA [4] - 1st Tournament Goal
		⚽	SINGH [10] - 1st Tournament Assist
	83'	▼	In MUKUMELA [17], out FROSLER [13]
	83'	▼	In MONYANE [2], out MOKOENA [4]
	84'	 	WILLIAMS [1] - 1st Tournament Yellow Card
GIGNAC [10] - 4th Tournament Goal	⚽ 3:3	86'	
SAVANIER [11] - 1st Tournament Goal	⚽ 4:3	90'+2	
GIGNAC [10] - 1st Tournament Assist	⚽		

Match events: ⚽ Goal scored ⚽ Own goal ⚽ Penalty scored — Penalty missed ⚽ Assist Yellow card 2Y ■ Red card ▼ Substitution



Match Report

公式記録 / Compte rendu du match

Match 10

FRA vs RSA

4:3 (0:0)

FRA - France	STATISTICS	RSA - South Africa
16	Shots	15
12	Shots on Goal	9
9	Fouls	4
11	Corner Kicks	2
4	Free Kicks	6
1	Penalty Kicks	1
2	Offsides	2
0	Own Goals	0
2	Single Yellow Cards	2
0	Indirect Red Cards	0
0	Direct Red Cards	0
53%	Ball Possession	47%
35	Actual Playing Time	30

FRA - France													
No.	Name	Pos.	Min.	GF	GA	AS	SG/S	PK	Fouls		Y	Red Cards	
									FC	FS		2Y	R
1	BERNARDONI	GK	90		3								
2	KALULU	DF	90										
5	NKOUNKOU	DF	90				0/1		1		1		
6	TOUSART	MF	68				0/1		3				
9	MBUKU	FW	61				1/1			1			
10	GIGNAC (C)	FW	90	3		1	7/8	1/1					
11	SAVANIER	MF	90	1			2/2		2		1		
13	MICHELIN	DF	90			1							
14	THAUVIN	FW	68				1/2			1			
17	CACI	DF	90						1				
18	KOLO MUANI	FW	90			1			2	1			
Substitutes:													
7	NORDIN	FW	22								1		
8	le FEE	MF	29				1/1						
12	BEKA BEKA	MF	22										
Totals				4	3	3	12/16	1/1	9	4	2		

RSA - South Africa													
No.	Name	Pos.	Min.	GF	GA	AS	SG/S	PK	Fouls		Y	Red Cards	
									FC	FS		2Y	R
1	WILLIAMS	GK	90		4				1		1		
3	MOHAMME	DF	90				0/1						
4	MOKOENA	MF	83	1			1/1				1		
5	FLEURS	DF	90				0/1						
7	NGCOBO	MF	65				0/1		1	1			
8	CELE	MF	90				1/1		1	2			
9	MAKGOPA	FW	90	1			2/4			2			
10	SINGH	FW	90			1	2/3	0/1		1			
13	FROSLER	MF	83										
15	MALEPE (C)	DF	90										
18	KODISANG	MF	77	1		1	3/3			2			
Substitutes:													
2	MONYANE	DF	7										
6	MAHLATSI	MF	25							1			
12	MOSELE	MF	13										
17	MUKUMELA	DF	7						1				
Totals				3	4	2	9/15	0/1	4	9	2		

Legend:							
(C)	Captain	2Y	Indirect Red Card	AS	Assists	AVAR	Assistant VAR
DF	Defender	FC	Fouls Committed	FS	Fouls Suffered	FW	Forward
GA	Goals Against	GF	Goals For	GK	Goalkeeper	MF	Midfielder
Min.	Minutes Played	No.	Shirt Number	PK	Penalty Kicks for (Converted/Attempts)		
Pos.	Position	R	Direct Red Card	SG/S	Shots on Goal/Shots	VAR	Video Assistant Referee
Y	Single Yellow Card						



Match Report

公式記録 / Compte rendu du match

Match 17

FRA vs JPN

0:4 (0:2)

Match Officials:

Referee: BARTON Ivan (ESA) **Assistant Referee 1:** MORAN David (ESA) **VAR:** GALLO Nicolas (COL)
4th Official: BEIDA Dahane (MTN) **Assistant Referee 2:** ZEEGELAAR Zachari (SUR) **AVAR:** STEINHAUS-WEBB Bibiana (GER)
Match Commissioner: SAARINEN Outi (FIN)
General Coordinator: MONTERROSA Mario (GUA)

FRA - France

[1] GK BERNARDONI Paul
 [2] DF KALULU Pierre ▼ 62'
 [4] DF PEMBELE Timothee □ 58' ▼ 62'
 [6] MF TOUSART Lucas
 [10] FW GIGNAC Andre-Pierre (C)
 [11] MF SAVANIER Teji ▼ 38'
 [12] MF BEKA BEKA Alexis
 [13] DF MICHELIN Clement □ 66'
 [14] FW THAUVIN Florian
 [17] DF CACI Anthony
 [18] FW KOLO MUANI Randal ■ 72'

Substitutes:

[3] DF BARD Melvin △ 62'
 [5] DF NKOUNKOU Niels
 [7] FW NORDIN Arnaud
 [8] MF le FEE Enzo △ 38'
 [9] FW MBUKU Nathanael
 [15] DF SAGNAN Modibo △ 62'
 [16] GK BAJIC Stefan

Head Coach RIPOLL Sylvain (FRA)

Additional Time:

First half: 4 min., second half: 3 min.

JPN - Japan

[12] GK TANI Kosei
 [2] DF SAKAI Hiroki ⚡ 34' □ 44' ▼ 55'
 [3] DF NAKAYAMA Yuta
 [5] DF YOSHIDA Maya (C)
 [6] MF ENDO Wataru ▼ 72'
 [7] MF KUBO Takefusa ⚡ 27' ▼ HT
 [10] MF DOAN Ritsu ▼ 72'
 [13] DF HATATE Reo ⚡ 70'
 [14] DF TOMIYASU Takehiro □ 22'
 [17] MF TANAKA Ao ▼ 80'
 [18] FW UEDA Ayase

Substitutes:

[1] GK OSAKO Keisuke
 [4] DF ITAKURA Kou △ 72'
 [8] MF MIYOSHI Koji △ HT ⚡ 70'
 [9] FW MAEDA Daizen △ 80' ⚡ 90'+1
 [11] MF MITOMA Kaoru
 [15] DF HASHIOKA Daiki △ 55'
 [16] MF SOMA Yuki △ 72' ⚡ 90'+1

Head Coach MORIYASU Hajime (JPN)

FRA - France	JPN - Japan
	22' □ TOMIYASU [14] - 1st Tournament Yellow Card 1st half
	27' 0:1 ⚡ KUBO [7] - 3rd Tournament Goal
	34' 0:2 ⚡ SAKAI [2] - 1st Tournament Goal
In le FEE [8], out SAVANIER [11] ◆	38'
	44' □ SAKAI [2] - 2nd Tournament Yellow Card
	HT ◆ In MIYOSHI [8], out KUBO [7]
	55' ◆ In HASHIOKA [15], out SAKAI [2] 2nd half
PEMBELE [4] - 1st Tournament Yellow Card □	58'
In SAGNAN [15], out KALULU [2] ◆	62'
In BARD [3], out PEMBELE [4] ◆	62'
MICHELIN [13] - 2nd Tournament Yellow Card □	66'
	70' 0:3 ⚡ MIYOSHI [8] - 1st Tournament Goal ⚡ HATATE [13] - 1st Tournament Assist
	72' ◆ In ITAKURA [4], out ENDO [6]
	72' ◆ In SOMA [16], out DOAN [10]
KOLO MUANI [18] - 1st Tournament Red Card ■	72'
	80' ◆ In MAEDA [9], out TANAKA [17]
	90'+1 0:4 ⚡ MAEDA [9] - 1st Tournament Goal ⚡ SOMA [16] - 1st Tournament Assist

Match events: ⚡ Goal scored ⚡ Own goal 🟡 Penalty scored — Penalty missed ⚡ Assist □ Yellow card □ 2Y ■ Red card ◆ Substitution



Match Report

公式記録 / Compte rendu du match

Match 17

FRA vs JPN

0:4 (0:2)

FRA - France	STATISTICS	JPN - Japan
9	Shots	11
1	Shots on Goal	8
16	Fouls	20
4	Corner Kicks	2
21	Free Kicks	18
0	Penalty Kicks	0
2	Offsides	1
0	Own Goals	0
2	Single Yellow Cards	2
0	Indirect Red Cards	0
1	Direct Red Cards	0
52%	Ball Possession	48%
36	Actual Playing Time	34

FRA - France

No.	Name	Pos.	Min.	GF	GA	AS	SG/S	PK	Fouls		Y	Red Cards	
									FC	FS		2Y	R
1	BERNARDONI	GK	90		4								
2	KALULU	DF	62						1				
4	PEMBELE	DF	62						1	1	1		
6	TOUSART	MF	90						1	1			
10	GIGNAC (C)	FW	90				0/3		2				
11	SAVANIER	MF	38				0/1			3			
12	BEKA BEKA	MF	90				1/1		2	2			
13	MICHELIN	DF	90						1	2	1		
14	THAUVIN	FW	90				0/2		1	4			
17	CACI	DF	90						3	1			
18	KOLO MUANI	FW	72				0/1		4	2			1
Substitutes:													
3	BARD	DF	28							1			
8	le FEE	MF	52				0/1			3			
15	SAGNAN	DF	28										
Totals					4		1/9		16	20	2	1	

JPN - Japan

No.	Name	Pos.	Min.	GF	GA	AS	SG/S	PK	Fouls		Y	Red Cards	
									FC	FS		2Y	R
12	TANI	GK	90							1			
2	SAKAI	DF	55	1			1/1		1	2	1		
3	NAKAYAMA	DF	90				1/1		6	1			
5	YOSHIDA (C)	DF	90						1				
6	ENDO	MF	72							2			
7	KUBO	MF	45	1			1/1		1	1			
10	DOAN	MF	72										
13	HATATE	DF	90			1	1/3		1	2			
14	TOMIYASU	DF	90						1	1	1		
17	TANAKA	MF	80						2				
18	UEDA	FW	90				2/3		2	3			
Substitutes:													
4	ITAKURA	DF	18						1				
8	MIYOSHI	MF	45	1			1/1			2			
9	MAEDA	FW	10	1			1/1		1				
15	HASHIOKA	DF	35						1	1			
16	SOMA	MF	18			1			2				
Totals				4		2	8/11		20	16	2		

Legend:

(C) Captain	2Y Indirect Red Card	AS Assists	AVAR Assistant VAR
DF Defender	FC Fouls Committed	FS Fouls Suffered	FW Forward
GA Goals Against	GF Goals For	GK Goalkeeper	HT Half-time
MF Midfielder	Min. Minutes Played	No. Shirt Number	R Direct Red Card
PK Penalty Kicks for (Converted/Attempts)	VAR Video Assistant Referee	Pos. Position	
SG/S Shots on Goal/Shots		Y Single Yellow Card	



Match Report

公式記録 / Compte rendu du match

Match 18

RSA vs MEX

0:3 (0:2)

Match Officials:

Referee: CONGER Matt (NZL)
4th Official: GRINFEELD Orel (ISR)
Match Commissioner: RIZZELLO Joe (ITA)
General Coordinator: NASSAR Khaled (EGY)

Assistant Referee 1: RULE Mark (NZL)
Assistant Referee 2: MAKASINI Tevita (TGA)

VAR: GUIDA Marco (ITA)
AVAR: BIN JAHARI Muhammad (SGP)

RSA - South Africa

[1] GK WILLIAMS Ronwen
[3] DF MOHAMME Katlego 4'
[4] MF MOKOENA Teboho
[5] DF FLEURS Luke
[6] MF MAHLATSI Kamohelo
[8] MF CELE Thabo 75' ▼ 83'
[9] FW MAKGOPA Evidence ▼ 83'
[10] FW SINGH Luther
[15] DF MALEPE Repo (C) 58'
[17] DF MUKUMELA Thendo ▼ 67'
[18] MF KODISANG Kobamelo ▼ 61'

Substitutes:

[2] DF MONYANE James
[7] MF NGCOBO Nkosiphile △ 83'
[11] DF MAHLANGU McBeth △ 67'
[12] MF MOSELE Goodman △ 83'
[13] MF FROSLER Reeve △ 61'
[14] DF MABILISO Sibusiso
[16] GK MPOTO Mondli

Head Coach NOTOANE David (RSA)

Additional Time:

First half: 2 min., second half: 3 min.

MEX - Mexico

[13] GK OCHOA Guillermo (C)
[2] DF SANCHEZ Jorge ▼ 71'
[3] DF MONTES Cesar
[4] DF ANGULO Jesus
[6] DF LORONA Vladimir
[7] MF ROMO Luis ✪ 45'
[8] MF RODRIGUEZ Carlos ✪ 60' 66'
[9] FW MARTIN Henry ✪ 18' ✪ 60' ▼ 75'
[11] FW VEGA Alexis ✪ 18' ▼ 77'
[15] FW ANTUNA Uriel ▼ 77'
[17] MF CORDOVA Sebastian ▼ 71'

Substitutes:

[10] FW LAINEZ Diego △ 77'
[12] DF MORA Adrian △ 71'
[16] MF ESQUIVEL Joaquin △ 71'
[18] FW AGUIRRE Eduardo △ 75'
[19] FW ANGULO Ricardo △ 77'
[21] FW ALVARADO Roberto
[22] GK JURADO Sebastian

Head Coach LOZANO Jaime (MEX)

RSA - South Africa		MEX - Mexico	
MOHAMME [3] - 1st Tournament Yellow Card 	4'		
	18'	0:1	✪ VEGA [11] - 2nd Tournament Goal ✪ MARTIN [9] - 1st Tournament Assist
	45'	0:2	✪ ROMO [7] - 1st Tournament Goal
MALEPE [15] - 1st Tournament Red Card 	58'		
	60'	0:3	✪ MARTIN [9] - 1st Tournament Goal ✪ RODRIGUEZ [8] - 2nd Tournament Assist
In FROSLER [13], out KODISANG [18] ◇	61'		
	66'		 RODRIGUEZ [8] - 1st Tournament Red Card
In MAHLANGU [11], out MUKUMELA [17] ◇	67'		
	71'		◇ In ESQUIVEL [16], out CORDOVA [17]
	71'		◇ In MORA [12], out SANCHEZ [2]
	75'		◇ In AGUIRRE [18], out MARTIN [9]
CELE [8] - 1st Tournament Yellow Card 	75'		
	77'		◇ In ANGULO [19], out ANTUNA [15]
	77'		◇ In LAINEZ [10], out VEGA [11]
In NGCOBO [7], out MAKGOPA [9] ◇	83'		
In MOSELE [12], out CELE [8] ◇	83'		

Match events: ✪ Goal scored ✪ Own goal ✪ Penalty scored — Penalty missed ✪ Assist Yellow card 2Y Red card ◇ Substitution



Match Report

公式記録 / Compte rendu du match

Match 18

RSA vs MEX

0:3 (0:2)

RSA - South Africa

8
2
12
4
15
0
0
0
2
0
1
53%
34

STATISTICS

Shots
Shots on Goal
Fouls
Corner Kicks
Free Kicks
Penalty Kicks
Offsides
Own Goals
Single Yellow Cards
Indirect Red Cards
Direct Red Cards
Ball Possession
Actual Playing Time

MEX - Mexico

14
8
13
6
12
0
2
0
0
0
1
47%
30

RSA - South Africa													
No.	Name	Pos.	Min.	GF	GA	AS	SG/S	PK	Fouls		Y	Red Cards	
									FC	FS		2Y	R
1	WILLIAMS	GK	90		3								
3	MOHAMME	DF	90				0/2		2		1		
4	MOKOENA	MF	90				2/2			2			
5	FLEURS	DF	90						1	2			
6	MAHLATSI	MF	90						1	4			
8	CELE	MF	83						1	1	1		
9	MAKGOPA	FW	83				0/1						
10	SINGH	FW	90				0/2		3	1			
15	MALEPE (C)	DF	58						3	1			1
17	MUKUMELA	DF	67										
18	KODISANG	MF	61							2			
Substitutes:													
7	NGCOBO	MF	7				0/1						
11	MAHLANGU	DF	23										
12	MOSELE	MF	7										
13	FROSLER	MF	29						1				
Totals					3		2/8		12	13	2	1	

MEX - Mexico													
No.	Name	Pos.	Min.	GF	GA	AS	SG/S	PK	Fouls		Y	Red Cards	
									FC	FS		2Y	R
13	OCHOA (C)	GK	90										
2	SANCHEZ	DF	71						1				
3	MONTES	DF	90				1/1		1				
4	ANGULO	DF	90										
6	LORONA	DF	90				0/1		2	2			
7	ROMO	MF	90	1			1/3		2	1			
8	RODRIGUEZ	MF	66			1			1	2			1
9	MARTIN	FW	75	1		1	1/1		3	3			
11	VEGA	FW	77	1			2/3			1			
15	ANTUNA	FW	77				1/1			1			
17	CORDOVA	MF	71				1/1		1				
Substitutes:													
10	LAINEZ	FW	13				0/1						
12	MORA	DF	19										
16	ESQUIVEL	MF	19						1				
18	AGUIRRE	FW	15				1/2		1				
19	ANGULO	FW	13							1			
Totals					3		2	8/14		13	11		1

Legend:			
(C)	Captain	2Y	Indirect Red Card
DF	Defender	FC	Fouls Committed
GA	Goals Against	GF	Goals For
Min.	Minutes Played	No.	Shirt Number
Pos.	Position	R	Direct Red Card
Y	Single Yellow Card	AS	Assists
		FS	Fouls Suffered
		GK	Goalkeeper
		PK	Penalty Kicks for (Converted/Attempts)
		SG/S	Shots on Goal/Shots
		AVAR	Assistant VAR
		FW	Forward
		MF	Midfielder
		VAR	Video Assistant Referee



Match Report

公式記録 / Compte rendu du match

REVISED
 22 JUL 19:11

Match 3

NZL vs KOR

1:0 (0:0)

Match Officials:

Referee: GOMES Victor (RSA) **Assistant Referee 1:** MARENGULE Arsenio (MOZ) **VAR:** MILLOT Benoit (FRA)
4th Official: DIAS Artur (POR) **Assistant Referee 2:** PHATSOANE Souru (LES) **AVAR:** CUADRA Guillermo (ESP)
Match Commissioner: HUANG Jerry (CHN)
General Coordinator: DUEHMERT Katharina (GER)

NZL - New Zealand

[1] GK WOULD Michael
 [2] DF REID Winston (C)
 [3] DF CACACE Liberato
 [4] DF PIJNAKER Nando
 [6] MF LEWIS Clayton 78' ▼ 90'+4'
 [7] FW JUST Elijah ▼ 71'
 [8] MF BELL Joe
 [9] FW WOOD Chris 70'
 [12] FW McCOWATT Callum ▼ 83'
 [15] DF INGHAM Dane
 [16] MF STENSNESS Gianni

Substitutes:

[10] MF STAMENIC Marko 83'
 [11] FW CHAMPNESS Joe
 [13] GK SEARLE Jamie
 [14] DF STANGER George
 [17] DF ELLIOT Callan 90'+4'
 [18] FW WAINE Ben 71'
 [21] MF OLD Ben

Head Coach HAY Danny (NZL)

KOR - Republic of Korea

[1] GK SONG Bumkeun
 [2] DF LEE Youhyeon
 [5] DF JEONG Taewook
 [7] MF KWON Changhoon ▼ 59'
 [8] MF LEE Kangin ▼ 59'
 [14] MF KIM Donghyun ▼ 78'
 [15] MF WON Dujae
 [16] FW HWANG Uijo
 [17] FW UM Wonsang ▼ 59'
 [19] DF KANG Yoonseong ▼ 87'
 [20] DF LEE Sangmin (C)

Substitutes:

[4] DF PARK Jisu 87'
 [6] MF JEONG Seungwon 78'
 [9] FW SONG Minkyu 59'
 [10] MF LEE Donggyeong 59'
 [11] FW LEE Dongjun 59'
 [12] DF SEOL Youngwoo
 [18] GK AHN Joonsoo

Head Coach KIM Hagbum (KOR)

Additional Time:

First half: 3 min., second half: 5 min.

NZL - New Zealand		KOR - Republic of Korea	
	59'	◆ In SONG [9], out KWON [7]	2nd half
	59'	◆ In LEE [10], out UM [17]	
	59'	◆ In LEE [11], out LEE [8]	
	In WAINE [18], out JUST [7]	◆	71'
	WOOD [9] - 1st Tournament Goal 	⚽	70' 1:0
	LEWIS [6] - 1st Tournament Yellow Card 	🟡	78'
		◆ In JEONG [6], out KIM [14]	78'
	In STAMENIC [10], out McCOWATT [12]	◆	83'
		◆ In PARK [4], out KANG [19]	87'
	In ELLIOT [17], out LEWIS [6]	◆	90'+4

Match events: Goal scored Own goal Penalty scored Penalty missed Assist Yellow card 2Y Red card Substitution



Match Report

公式記録 / Compte rendu du match

REVISED
 22 JUL 19:11

Match 3

NZL vs KOR

1:0 (0:0)

NZL - New Zealand

2
1
10
2
5
0
3
0
1
0
0
37%
23

STATISTICS

Shots
Shots on Goal
Fouls
Corner Kicks
Free Kicks
Penalty Kicks
Offsides
Own Goals
Single Yellow Cards
Indirect Red Cards
Direct Red Cards
Ball Possession
Actual Playing Time

KOR - Republic of Korea

12
2
7
4
9
0
1
0
0
0
63%
40

NZL - New Zealand

No.	Name	Pos.	Min.	GF	GA	AS	SG/S	PK	Fouls		Y	Red Cards	
									FC	FS		2Y	R
1	WOUD	GK	90										
2	REID (C)	DF	90										
3	CACACE	DF	90						2				
4	PIJNAKER	DF	90										
6	LEWIS	MF	89								1		
7	JUST	FW	71						1				
8	BELL	MF	90				0/1		2	1			
9	WOOD	FW	90	1			1/1		2	3			
12	McCOWATT	FW	83							1			
15	INGHAM	DF	90						1	1			
16	STENSNESS	MF	90										
Substitutes:													
10	STAMENIC	MF	7						1	1			
17	ELLIOT	DF	1										
18	WAINE	FW	19						1				
Totals				1			1/2		10	7	1		

KOR - Republic of Korea

No.	Name	Pos.	Min.	GF	GA	AS	SG/S	PK	Fouls		Y	Red Cards	
									FC	FS		2Y	R
1	SONG	GK	90		1								
2	LEE	DF	90						1	1			
5	JEONG	DF	90						2				
7	KWON	MF	59				0/3		1				
8	LEE	MF	59				0/1			1			
14	KIM	MF	78				0/1		1	1			
15	WON	MF	90				0/1		1				
16	HWANG	FW	90				2/2			1			
17	UM	FW	59				0/1						
19	KANG	DF	87							1			
20	LEE (C)	DF	90						1	3			
Substitutes:													
4	PARK	DF	3										
6	JEONG	MF	12										
9	SONG	FW	31				0/1						
10	LEE	MF	31				0/1			1			
11	LEE	FW	31				0/1			1			
Totals					1		2/12		7	10			

Legend:

(C)	Captain	2Y	Indirect Red Card	AS	Assists	AVAR	Assistant VAR
DF	Defender	FC	Fouls Committed	FS	Fouls Suffered	FW	Forward
GA	Goals Against	GF	Goals For	GK	Goalkeeper	MF	Midfielder
Min.	Minutes Played	No.	Shirt Number	PK	Penalty Kicks for (Converted/Attempts)	VAR	Video Assistant Referee
Pos.	Position	R	Direct Red Card	SG/S	Shots on Goal/Shots		
Y	Single Yellow Card						

REVISED

Removed "Not Validated" stamp.



Match Report

公式記録 / Compte rendu du match

Match 4

HON vs ROU

0:1 (0:1)

Match Officials:

Referee: GONZALEZ Leodan (URU) **Assistant Referee 1:** TARAN Nicolas (URU) **VAR:** CUNHA Andres (URU)
4th Official: ELFATH Ismail (USA) **Assistant Referee 2:** TRINIDAD Richard (URU) **AVAR:** STEINHAUS-WEBB Bibiana (GER)
Match Commissioner: HUANG Jerry (CHN)
General Coordinator: DUEHMERT Katharina (GER)

HON - Honduras

[1] GK GUILTY Alex ▼ HT
 [2] DF MALDONADO Denil (C) ▼ 88'
 [3] DF DECAS Wesly
 [8] MF RODRIGUEZ Edwin ▼ 57'
 [9] FW BENGUCHE Jorge
 [10] FW RIVAS Rigoberto ▼ 57'
 [15] MF PINEDA Carlos
 [16] DF GARCIA Jose
 [19] FW MARTINEZ Douglas
 [20] MF ALVAREZ Jorge □ 48'
 [21] DF OLIVA Elvin □ 26' ⚽ 45'+1 ▼ 88'

Substitutes:

[4] DF MELENDEZ Carlos △ 88'
 [5] DF MELENDEZ Christopher △ 88'
 [6] MF NUNEZ Jonathan
 [7] MF REYES Jose △ 57'
 [12] GK PERELLO Michael △ HT
 [17] FW PALMA Luis △ 57'
 [18] FW OBREGON Juan

Head Coach FALERO Miguel (URU)

Additional Time:

First half: 2 min., second half: 4 min.

ROU - Romania

[12] GK AIOANI Marian
 [3] DF STEFAN Florin ▼ HT
 [4] DF PASCANU Alexandru
 [6] DF GHITA Virgil
 [8] MF MARIN Marius (C)
 [9] FW GANEA George ▼ 68'
 [10] MF CIOBANU Andrei ▼ 69'
 [11] FW GHEORGHE Valentin ▼ 55'
 [14] DF RATIU Andrei ▼ 75'
 [18] MF DULCA Marco □ 71'
 [20] MF DOBRE Alexandru □ 44'

Substitutes:

[1] GK POPA Mihai
 [2] DF BOBOC Radu △ HT
 [5] MF BALUTA Tudor △ 69'
 [13] MF FLORESCU Eduard
 [17] DF GRIGORE Ricardo △ 75'
 [19] FW SINTEAN Andrei △ 68' □ 82'
 [21] MF SEFER Antonio △ 55'

Head Coach RADOI Mirel (ROU)

HON - Honduras			ROU - Romania		
OLIVA [21] - 1st Tournament Yellow Card	□	26'			
		44'	□	DOBRE [20] - 1st Tournament Yellow Card	1st half
OLIVA [21] ⚽		45'+1	0:1		
In PERELLO [12], out GUILTY [1]	◆	HT		In BOBOC [2], out STEFAN [3]	
		HT			
ALVAREZ [20] - 1st Tournament Yellow Card	□	48'			2nd half
		55'		In SEFER [21], out V. GHEORGHE [11]	
In PALMA [17], out RIVAS [10]	◆	57'			
In REYES [7], out RODRIGUEZ [8]	◆	57'			
		68'		In SINTEAN [19], out GANEA [9]	
		69'		In BALUTA [5], out CIOBANU [10]	
		71'		□	DULCA [18] - 1st Tournament Yellow Card
		75'		◆	In GRIGORE [17], out RATIU [14]
		82'		□	SINTEAN [19] - 1st Tournament Yellow Card
		88'			
In C. MELENDEZ [4], out MALDONADO [2]	◆	88'			
In MELENDEZ [5], out OLIVA [21]	◆	88'			

Match events: ⚽ Goal scored ⚽ Own goal ⚽ Penalty scored — Penalty missed ⚽ Assist □ Yellow card □ 2Y ■ Red card ◆ Substitution



Match Report

公式記録 / Compte rendu du match

Match 4

HON vs ROU

0:1 (0:1)

HON - Honduras	STATISTICS	ROU - Romania
17	Shots	7
5	Shots on Goal	0
13	Fouls	12
7	Corner Kicks	2
10	Free Kicks	11
0	Penalty Kicks	0
0	Offsides	0
1	Own Goals	0
2	Single Yellow Cards	3
0	Indirect Red Cards	0
0	Direct Red Cards	0
52%	Ball Possession	48%
32	Actual Playing Time	30

HON - Honduras

No.	Name	Pos.	Min.	GF	GA	AS	SG/S	PK	Fouls		Y	Red Cards	
									FC	FS		2Y	R
1	GUITY	GK	45		1								
2	MALDONADO (C)	DF	88						1	1			
3	DECAS	DF	90						1				
8	RODRIGUEZ	MF	57				1/3			3			
9	BENGUCHE	FW	90				1/3		1	1			
10	RIVAS	FW	57						1	1			
15	PINEDA	MF	90				0/1		2				
16	GARCIA	DF	90							3			
19	MARTINEZ	FW	90				0/1		3				
20	ALVAREZ	MF	90				0/2		1	1	1		
21	OLIVA	DF	88				2/2		1		1		
Totals					1		5/17		13	12	2		

ROU - Romania

No.	Name	Pos.	Min.	GF	GA	AS	SG/S	PK	Fouls		Y	Red Cards	
									FC	FS		2Y	R
12	AIOANI	GK	90							1			
3	STEFAN	DF	45						1	2			
4	PASCANU	DF	90				0/1		1				
6	GHITA	DF	90						1	1			
8	MARIN (C)	MF	90						1	3			
9	GANEA	FW	68				0/1			1			
10	CIOBANU	MF	69							2			
11	V. GHEORGHE	FW	55							2			
14	RATIU	DF	75				0/1		2				
18	DULCA	MF	90						1		1		
20	DOBRE	MF	90				0/2		2	1	1		
Substitutes:													
2	BOBOC	DF	45						1				
5	BALUTA	MF	21										
17	GRIGORE	DF	15										
19	SINTEAN	FW	22				0/1		2		1		
21	SEFER	MF	35				0/1						
Own goals				1									
Totals				1			0/7		12	13	3		

Legend:

(C)	Captain	2Y	Indirect Red Card	AS	Assists	AVAR	Assistant VAR
DF	Defender	FC	Fouls Committed	FS	Fouls Suffered	FW	Forward
GA	Goals Against	GF	Goals For	GK	Goalkeeper	HT	Half-time
MF	Midfielder	Min.	Minutes Played	No.	Shirt Number		
PK	Penalty Kicks for (Converted/Attempts)	Pos.	Position	Y	Single Yellow Card	R	Direct Red Card
SG/S	Shots on Goal/Shots	VAR	Video Assistant Referee				



Match Report

公式記録 / Compte rendu du match

Match 11

NZL vs HON

2:3 (1:1)

Match Officials:

Referee: GRINFEELD Orel (ISR) **Assistant Referee 1:** HASSAN Roy (ISR) **VAR:** REINSHREIBER Roi (ISR)
4th Official: BEATH Chris (AUS) **Assistant Referee 2:** YARKONI Idan (ISR) **AVAR:** MILLOT Benoit (FRA)
Match Commissioner: HUANG Jerry (CHN)
General Coordinator: DUEHMERT Katharina (GER)

NZL - New Zealand

[1] GK WOOD Michael
[2] DF REID Winston (C) ▼ 6'
[3] DF CACACE Liberato 🍀 10'
[4] DF PIJNAKER Nando
[6] MF LEWIS Clayton ▼ 65'
[7] FW JUST Elijah 🍀 49' ▼ 86'
[8] MF BELL Joe
[9] FW WOOD Chris 🍀 49'
[12] FW McCOWATT Callum ▼ 64'
[15] DF INGHAM Dane
[16] MF STENSNESS Gianni

Substitutes:

[10] MF STAMENIC Marko △ 65' □ 85'
[11] FW CHAMPNESS Joe △ 86'
[13] GK SEARLE Jamie
[14] DF STANGER George △ 6'
[17] DF ELLIOT Callan
[18] FW WAINE Ben △ 64' □ 75'
[20] MF SUTTON Sam

Head Coach HAY Danny (NZL)

Additional Time:

First half: 2 min., second half: 4 min.

HON - Honduras

[1] GK GUILTY Alex
[2] DF MALDONADO Denil (C) ▼ 62'
[3] DF DECAS Wesly □ 36'
[5] DF MELENDEZ Christopher ▼ 62'
[7] MF REYES Jose 🍀 45'+1
[8] MF RODRIGUEZ Edwin
[9] FW BENGUCHE Jorge ▼ HT
[16] DF GARCIA Jose
[17] FW PALMA Luis 🍀 45'+1
[19] FW MARTINEZ Douglas ▼ 71'
[20] MF ALVAREZ Jorge ▼ 63'

Substitutes:

[4] DF MELENDEZ Carlos △ 62'
[6] MF NUNEZ Jonathan
[10] FW RIVAS Rigoberto △ 63' 🍀 87'
[12] GK PERELLO Michael
[15] MF PINEDA Carlos △ HT 🍀 87'
[18] FW OBREGON Juan △ 71' 🍀 78'
[21] DF OLIVA Elvin △ 62'

Head Coach FALERO Miguel (URU)

NZL - New Zealand		HON - Honduras	
In STANGER [14], out REID [2]	6'		
CACACE [3] - 1st Tournament Goal	10'		
	36'	□	DECAS [3] - 1st Tournament Yellow Card
	45'+1	1:1	🍀 PALMA [17] - 1st Tournament Goal
			🍀 REYES [7] - 1st Tournament Assist
			◆ In PINEDA [15], out BENGUCHE [9]
WOOD [9] - 2nd Tournament Goal	49'	2:1	
JUST [7] - 1st Tournament Assist			
	62'		◆ In OLIVA [21], out MELENDEZ [5]
	62'		◆ In C. MELENDEZ [4], out MALDONADO [2]
	63'		◆ In RIVAS [10], out ALVAREZ [20]
In WAINE [18], out McCOWATT [12]	64'		
In STAMENIC [10], out LEWIS [6]	65'		
	71'		◆ In OBREGON [18], out MARTINEZ [19]
WAINE [18] - 1st Tournament Yellow Card	75'		
	78'	2:2	🍀 OBREGON [18] - 1st Tournament Goal
STAMENIC [10] - 1st Tournament Yellow Card	85'		
In CHAMPNESS [11], out JUST [7]	86'		
	87'	2:3	🍀 RIVAS [10] - 1st Tournament Goal
			🍀 PINEDA [15] - 1st Tournament Assist

Match events: 🍀 Goal scored 🍀 Own goal 🍀 Penalty scored — Penalty missed 🍀 Assist □ Yellow card □ 2Y ■ Red card ◆ Substitution



Match Report

公式記録 / Compte rendu du match

Match 11

NZL vs HON

2:3 (1:1)

NZL - New Zealand

7
4
19
5
10
0
1
0
2
0
0
0
44%
27

STATISTICS

Shots
Shots on Goal
Fouls
Corner Kicks
Free Kicks
Penalty Kicks
Offsides
Own Goals
Single Yellow Cards
Indirect Red Cards
Direct Red Cards
Ball Possession
Actual Playing Time

HON - Honduras

17
5
10
3
21
0
1
0
1
0
0
56%
34

NZL - New Zealand													
No.	Name	Pos.	Min.	GF	GA	AS	SG/S	PK	Fouls		Y	Red Cards	
									FC	FS		2Y	R
1	WOUD	GK	90		3								
2	REID (C)	DF	6						1				
3	CACACE	DF	90	1			1/1		2	2			
4	PIJNAKER	DF	90										
6	LEWIS	MF	65						1				
7	JUST	FW	86			1			3	4			
8	BELL	MF	90						2	1			
9	WOOD	FW	90	1			2/4		2	1			
12	McCOWATT	FW	64				1/2						
15	INGHAM	DF	90						2				
16	STENSNESS	MF	90						2	2			
Substitutes:													
10	STAMENIC	MF	25						1		1		
11	CHAMPNESS	FW	4										
14	STANGER	DF	84						2				
18	WAINE	FW	26						1		1		
Totals				2	3	1	4/7		19	10	2		

HON - Honduras													
No.	Name	Pos.	Min.	GF	GA	AS	SG/S	PK	Fouls		Y	Red Cards	
									FC	FS		2Y	R
1	GUILTY	GK	90		2								
2	MALDONADO (C)	DF	62				0/1			1			
3	DECAS	DF	90						2	1	1		
5	MELENDEZ	DF	62						2	1			
7	REYES	MF	90			1	0/2			1			
8	RODRIGUEZ	MF	90				0/2		1	2			
9	BENGUCHE	FW	45				0/1			3			
16	GARCIA	DF	90							2			
17	PALMA	FW	90	1			2/5		1	2			
19	MARTINEZ	FW	71				1/2			1			
20	ALVAREZ	MF	63						1				
Substitutes:													
4	C. MELENDEZ	DF	28						2	1			
10	RIVAS	FW	27	1			1/2			1			
15	PINEDA	MF	45			1	0/1		1	2			
18	OBREGON	FW	19	1			1/1						
21	OLIVA	DF	28							1			
Totals				3	2	2	5/17		10	19	1		

Legend:							
(C)	Captain	2Y	Indirect Red Card	AS	Assists	AVAR	Assistant VAR
DF	Defender	FC	Fouls Committed	FS	Fouls Suffered	FW	Forward
GA	Goals Against	GF	Goals For	GK	Goalkeeper	HT	Half-time
MF	Midfielder	Min.	Minutes Played	No.	Shirt Number		
PK	Penalty Kicks for (Converted/Attempts)	Pos.	Position	Pos.	Position	R	Direct Red Card
SG/S	Shots on Goal/Shots	VAR	Video Assistant Referee	Y	Single Yellow Card		



Match Report

公式記録 / Compte rendu du match

Match 12

ROU vs KOR

0:4 (0:1)

Match Officials:

Referee: VALENZUELA Jesus (VEN) **Assistant Referee 1:** MORENO Tulio (VEN) **VAR:** VIGLIANO Mauro (ARG)
4th Official: BARTON Ivan (ESA) **Assistant Referee 2:** TORREALBA Lubin (VEN) **AVAR:** REWAY Wagner (BRA)
Match Commissioner: HUANG Jerry (CHN)
General Coordinator: DUEHMERT Katharina (GER)

ROU - Romania

[12] GK AIOANI Marian
[2] DF BOBOC Radu ▼ 64'
[4] DF PASCANU Alexandru □ 66'
[6] DF GHITA Virgil
[7] MF GHEORGHE Ion □ 25' □ 45'
[8] MF MARIN Marius (C) ⚽ 27'
[9] FW GANEA George ▼ 56'
[10] MF CIOBANU Andrei ▼ 77'
[18] MF DULCA Marco ▼ 77'
[20] MF DOBRE Alexandru
[21] MF SEFER Antonio ▼ 56'

Substitutes:

[1] GK POPA Mihai
[5] MF BALUTA Tudor △ 77'
[11] FW GHEORGHE Valentin △ 56'
[13] MF FLORESCU Eduard △ 77'
[15] DF CHINDRIS Andrei
[17] DF GRIGORE Ricardo △ 64'
[19] FW SINTEAN Andrei △ 56'

Head Coach RADOI Mirel (ROU)

Additional Time:

First half: 3 min., second half: 3 min.

KOR - Republic of Korea

[1] GK SONG Bumkeun
[4] DF PARK Jisu
[5] DF JEONG Taewook (C)
[6] MF JEONG Seungwon □ 8' ▼ HT
[10] MF LEE Donggyeong ▼ 78'
[11] FW LEE Dongjun ⚽ 59' ▼ 65'
[12] DF SEOL Youngwoo
[15] MF WON Dujae
[16] FW HWANG Uijo ▼ 78'
[17] FW UM Wonsang ⚽ 59' ▼ 90'
[19] DF KANG Yoonseong ⚽ 90'

Substitutes:

[2] DF LEE Youhyeon
[3] DF KIM Jaewoo △ 90'
[7] MF KWON Changhoon △ HT
[8] MF LEE Kangin △ 78' ⚽ 84' ⚽ 90'
[9] FW SONG Minkyu △ 65'
[18] GK AHN Joonsoo
[21] MF KIM Jingyu △ 78'

Head Coach KIM Hagbum (KOR)

ROU - Romania		KOR - Republic of Korea	
	8'	□	JEONG [6] - 1st Tournament Yellow Card
GHEORGHE [7] - 1st Tournament Yellow Card	25'		1st half
MARIN [8] ⚽	27'	0:1	
GHEORGHE [7] - 1st Tournament Indirect Red Card	45'		
	HT	◇	In KWON [7], out JEONG [6]
In SINTEAN [19], out GANEA [9]	56'		2nd half
In V. GHEORGHE [11], out SEFER [21]	56'		
	59'	0:2	⚽ UM [17] - 1st Tournament Goal ⚽ LEE [11] - 1st Tournament Assist
In GRIGORE [17], out BOBOC [2]	64'		
	65'	◇	In SONG [9], out LEE [11]
PASCANU [4] - 1st Tournament Yellow Card	66'		
In FLORESCU [13], out CIOBANU [10]	77'		
In BALUTA [5], out DULCA [18]	77'		
	78'	◇	In KIM [21], out LEE [10]
	78'	◇	In LEE [8], out HWANG [16]
	84'	0:3	⚽ LEE [8] - 2nd Tournament Goal
	90'	0:4	⚽ LEE [8] - 3rd Tournament Goal ⚽ KANG [19] - 1st Tournament Assist
	90'	◇	In KIM [3], out UM [17]

Match events: ⚽ Goal scored ⚽ Own goal ⚽ Penalty scored — Penalty missed ⚽ Assist □ Yellow card □ 2Y ■ Red card ◇ Substitution



Match Report

公式記録 / Compte rendu du match

Match 12

ROU vs KOR

0:4 (0:1)

ROU - Romania

6
0
11
1
15
0
0
1
1
1
0
48%
27

STATISTICS

Shots
Shots on Goal
Fouls
Corner Kicks
Free Kicks
Penalty Kicks
Offsides
Own Goals
Single Yellow Cards
Indirect Red Cards
Direct Red Cards
Ball Possession
Actual Playing Time

KOR - Republic of Korea

13
3
13
4
9
1
5
0
1
0
0
52%
29

ROU - Romania													
No.	Name	Pos.	Min.	GF	GA	AS	SG/S	PK	Fouls		Y	Red Cards	
									FC	FS		2Y	R
12	AIOANI	GK	90		4								
2	BOBOC	DF	64										
4	PASCANU	DF	90				0/1		3	1	1		
6	GHITA	DF	90				0/1						
7	GHEORGHE	MF	45						1	3		1	
8	MARIN (C)	MF	90						1				
9	GANEA	FW	56				0/1		1	1			
10	CIOBANU	MF	77				0/1			4			
18	DULCA	MF	77				0/1		2				
20	DOBRE	MF	90										
21	SEFER	MF	56							3			
Substitutes:													
5	BALUTA	MF	13							1			
11	V. GHEORGHE	FW	34				0/1						
13	FLORESCU	MF	13										
17	GRIGORE	DF	26						1				
19	SINTEAN	FW	34						2				
Totals					4		0/6		11	13	1	1	

KOR - Republic of Korea													
No.	Name	Pos.	Min.	GF	GA	AS	SG/S	PK	Fouls		Y	Red Cards	
									FC	FS		2Y	R
1	SONG	GK	90										
4	PARK	DF	90										
5	JEONG (C)	DF	90				0/1			1			
6	JEONG	MF	45				0/1		1	1	1		
10	LEE	MF	78				0/3		2	1			
11	LEE	FW	65			1	0/1		1	1			
12	SEOL	DF	90						1	2			
15	WON	MF	90				0/1		3				
16	HWANG	FW	78				0/3		1	1			
17	UM	FW	89	1			1/1		2	1			
19	KANG	DF	90			1			1	2			
Substitutes:													
3	KIM	DF	1										
7	KWON	MF	45										
8	LEE	MF	12	2			2/2	1/1					
9	SONG	FW	25							1			
21	KIM	MF	12						1				
Own goals				1									
Totals				4		2	3/13	1/1	13	11	1		

Legend:							
(C)	Captain	2Y	Indirect Red Card	AS	Assists	AVAR	Assistant VAR
DF	Defender	FC	Fouls Committed	FS	Fouls Suffered	FW	Forward
GA	Goals Against	GF	Goals For	GK	Goalkeeper	HT	Half-time
MF	Midfielder	Min.	Minutes Played	No.	Shirt Number		
PK	Penalty Kicks for (Converted/Attempts)	Pos.	Position	Pos.	Position	R	Direct Red Card
SG/S	Shots on Goal/Shots	VAR	Video Assistant Referee	Y	Single Yellow Card		



Match Report

公式記録 / Compte rendu du match

Match 19

ROU vs NZL

0:0

Match Officials:

Referee: ORTEGA Kevin (PER)

4th Official: KIMURA Hiroyuki (JPN)

Match Commissioner: RIZZELLO Joe (ITA)

General Coordinator: NASSAR Khaled (EGY)

Assistant Referee 1: ORUE Michael (PER)

Assistant Referee 2: SANCHEZ Jesus (PER)

VAR: CUNHA Andres (URU)

AVAR: MIRANDA Erick (MEX)

ROU - Romania

[12] GK AIOANI Marian
[3] DF STEFAN Florin
[6] DF GHITA Virgil
[8] MF MARIN Marius (C)
[13] MF FLORESCU Eduard ▼ 87'
[14] DF RATIU Andrei
[15] DF CHINDRIS Andrei □ 28' ▼ 79'
[17] DF GRIGORE Ricardo
[18] MF DULCA Marco □ 30' ▼ 79'
[19] FW SINTEAN Andrei ▼ 59'
[20] MF DOBRE Alexandru ▼ 79'

Substitutes:

[1] GK POPA Mihai
[4] DF PASCANU Alexandru
[9] FW GANEA George △ 59'
[10] MF CIOBANU Andrei △ 79'
[11] FW GHEORGHE Valentin △ 79'
[16] MF DEACONU Ronaldo △ 79'
[21] MF SEFER Antonio △ 87'

Head Coach RADOI Mirel (ROU)

NZL - New Zealand

[1] GK WOOD Michael
[3] DF CACACE Liberato
[4] DF PIJNAKER Nando
[7] FW JUST Elijah
[8] MF BELL Joe
[9] FW WOOD Chris (C)
[10] MF STAMENIC Marko □ 89'
[11] FW CHAMPNESS Joe ▼ HT
[16] MF STENSNESS Gianni
[17] DF ELLIOT Callan □ 42' ▼ HT
[19] FW GARBETT Matthew □ 21' ▼ 72'

Substitutes:

[6] MF LEWIS Clayton △ 72'
[12] FW McCOWATT Callum △ HT
[13] GK SEARLE Jamie
[14] DF STANGER George
[15] DF INGHAM Dane △ HT
[18] FW WAINE Ben
[20] MF SUTTON Sam

Head Coach HAY Danny (NZL)

Additional Time:

First half: 1 min., second half: 4 min.

ROU - Romania		NZL - New Zealand	
	21'	□ GARBETT [19] - 1st Tournament Yellow Card	1st half
CHINDRIS [15] - 1st Tournament Yellow Card □	28'		
DULCA [18] - 2nd Tournament Yellow Card □	30'		
	42'	□ ELLIOT [17] - 1st Tournament Yellow Card	
	HT	◆ In INGHAM [15], out ELLIOT [17]	
	HT	◆ In McCOWATT [12], out CHAMPNESS [11]	
In GANEA [9], out SINTEAN [19] ◆	59'		2nd half
	72'	◆ In LEWIS [6], out GARBETT [19]	
In CIOBANU [10], out DULCA [18] ◆	79'		
In DEACONU [16], out CHINDRIS [15] ◆	79'		
In V. GHEORGHE [11], out DOBRE [20] ◆	79'		
In SEFER [21], out FLORESCU [13] ◆	87'		
	89'	□ STAMENIC [10] - 2nd Tournament Yellow Card	

Match events: 🏆 Goal scored 🏠 Own goal 🟨 Penalty scored — Penalty missed 🟩 Assist □ Yellow card 🟡 2Y 🟠 Red card ◆ Substitution



Match Report

公式記録 / Compte rendu du match

Match 19

ROU vs NZL

0:0

ROU - Romania	STATISTICS	NZL - New Zealand
7	Shots	11
3	Shots on Goal	1
16	Fouls	17
5	Corner Kicks	8
15	Free Kicks	17
0	Penalty Kicks	0
3	Offsides	0
0	Own Goals	0
2	Single Yellow Cards	3
0	Indirect Red Cards	0
0	Direct Red Cards	0
41%	Ball Possession	59%
25	Actual Playing Time	36

ROU - Romania

No.	Name	Pos.	Min.	GF	GA	AS	SG/S	PK	Fouls		Y	Red Cards	
									FC	FS		2Y	R
12	AIOANI	GK	90							1			
3	STEFAN	DF	90				0/1			4			
6	GHITA	DF	90						1	1			
8	MARIN (C)	MF	90				1/1		1	5			
13	FLORESCU	MF	87				1/2						
14	RATIU	DF	90				1/1						
15	CHINDRIS	DF	79						2		1		
17	GRIGORE	DF	90						1	1			
18	DULCA	MF	79				0/1		1		1		
19	SINTEAN	FW	59						6	1			
20	DOBRE	MF	79						1	1			
Substitutes:													
9	GANEA	FW	31						3	1			
10	CIOBANU	MF	11							1			
11	V. GHEORGHE	FW	11										
16	DEACONU	MF	11				0/1						
21	SEFER	MF	3										
Totals							3/7		16	16	2		

NZL - New Zealand

No.	Name	Pos.	Min.	GF	GA	AS	SG/S	PK	Fouls		Y	Red Cards	
									FC	FS		2Y	R
1	WOUND	GK	90							1			
3	CACACE	DF	90				0/1		2				
4	PIJNAKER	DF	90				0/1			2			
7	JUST	FW	90				0/1						
8	BELL	MF	90						1	6			
9	WOOD (C)	FW	90				1/4		4	1			
10	STAMENIC	MF	90				0/1			3	1		
11	CHAMPNESS	FW	45				0/1						
16	STENSNESS	MF	90				0/1		1	2			
17	ELLIOT	DF	45						3		1		
19	GARBETT	FW	72						4		1		
Substitutes:													
6	LEWIS	MF	18										
12	McCOWATT	FW	45				0/1		1				
15	INGHAM	DF	45						1				
Totals							1/11		17	15	3		

Legend:

(C)	Captain	2Y	Indirect Red Card	AS	Assists	AVAR	Assistant VAR
DF	Defender	FC	Fouls Committed	FS	Fouls Suffered	FW	Forward
GA	Goals Against	GF	Goals For	GK	Goalkeeper	HT	Half-time
MF	Midfielder	Min.	Minutes Played	No.	Shirt Number		
PK	Penalty Kicks for (Converted/Attempts)	Pos.	Position	Y	Single Yellow Card	R	Direct Red Card
SG/S	Shots on Goal/Shots	VAR	Video Assistant Referee				



Match Report

公式記録 / Compte rendu du match

Match 20

KOR vs HON

6:0 (3:0)

Match Officials:

Referee: KABAKOV Georgi (BUL) **Assistant Referee 1:** MARGARITOV Martin (BUL) **VAR:** ZOURAK Adil (MAR)
4th Official: GOMES Victor (RSA) **Assistant Referee 2:** VALKOV Diyan (BUL) **AVAR:** BTGEN Abdulkadir (TUR)
Match Commissioner: SAARINEN Outi (FIN)
General Coordinator: MONTERROSA Mario (GUA)

KOR - Republic of Korea

[1] GK SONG Bumkeun
 [4] DF PARK Jisu
 [5] DF JEONG Taewook (C)
 [7] MF KWON Changhoon ▼ 73'
 [11] FW LEE Dongjun ▼ HT
 [12] DF SEOL Youngwoo ⚽ 64'
 [13] DF KIM Jinya ⚽ 64'
 [15] MF WON Dujae ⚽ 19' ▼ 72'
 [16] FW HWANG Uijo ⚽ 12' ⚽ 45'+5 ⚽ 52' ▼ 57'
 [19] DF KANG Yoonseong ▼ 57'
 [21] MF KIM Jingyu

Substitutes:

[2] DF LEE Youhyeon
 [3] DF KIM Jaewoo △ 57'
 [8] MF LEE Kangin △ 57' □ 65' ⚽ 82'
 [10] MF LEE Donggyeong △ 73'
 [14] MF KIM Donghyun △ 72' ⚽ 82'
 [17] FW UM Wonsang △ HT
 [18] GK AHN Joonsoo

Head Coach KIM Hagbum (KOR)

Additional Time:

First half: 6 min., second half: 4 min.

HON - Honduras

[1] GK GUILTY Alex
 [2] DF MALDONADO Denil (C)
 [3] DF DECAS Wesly
 [4] DF MELENDEZ Carlos □ 17' ■ 39'
 [6] MF NUNEZ Jonathan □ 26'
 [7] MF REYES Jose
 [8] MF RODRIGUEZ Edwin ▼ 70'
 [15] MF PINEDA Carlos ▼ HT
 [17] FW PALMA Luis ▼ 43'
 [19] FW MARTINEZ Douglas ▼ HT
 [21] DF OLIVA Elvin

Substitutes:

[5] DF MELENDEZ Cristopher △ 43' □ 51'
 [9] FW BENGUCHE Jorge
 [10] FW RIVAS Rigoberto △ HT
 [12] GK PERELLO Michael
 [13] FW MOYA Brayan △ HT
 [18] FW OBREGON Juan
 [20] MF ALVAREZ Jorge △ 70'

Head Coach FALERO Miguel (URU)

KOR - Republic of Korea		HON - Honduras	
HWANG [16] - 1st Tournament Goal	⚽ 1:0 12'		
			1st half
WON [15] - 1st Tournament Goal	⚽ 2:0 19'	□ C. MELENDEZ [4] - 1st Tournament Yellow Card	
		□ NUNEZ [6] - 1st Tournament Yellow Card	
		■ C. MELENDEZ [4] - 1st Tournament Red Card	
		◆ In MELENDEZ [5], out PALMA [17]	
HWANG [16] - 2nd Tournament Goal	⚽ 3:0 45'+5		
In UM [17], out LEE [11]	◆ HT	◆ In RIVAS [10], out PINEDA [15]	
		◆ In MOYA [13], out MARTINEZ [19]	
		□ MELENDEZ [5] - 1st Tournament Yellow Card	2nd half
HWANG [16] - 3rd Tournament Goal	⚽ 4:0 52'		
In LEE [8], out HWANG [16]	◆ 57'		
In KIM [3], out KANG [19]	◆ 57'		
KIM [13] - 1st Tournament Goal	⚽ 5:0 64'		
SEOL [12] - 1st Tournament Assist	⚽ 64'		
LEE [8] - 1st Tournament Yellow Card	□ 65'		
		◆ In ALVAREZ [20], out RODRIGUEZ [8]	
In KIM [14], out WON [15]	◆ 72'		
In LEE [10], out KWON [7]	◆ 73'		
LEE [8] - 3rd Tournament Goal	⚽ 6:0 82'		
KIM [14] - 1st Tournament Assist	⚽ 82'		

Match events: ⚽ Goal scored ⚽ Own goal ⚽ Penalty scored — Penalty missed ⚽ Assist □ Yellow card □ 2Y ■ Red card ◆ Substitution



Match Report

公式記録 / Compte rendu du match

Match 20

KOR vs HON

6:0 (3:0)

KOR - Republic of Korea

23
12
9
8
10
3
0
0
1
0
0
68%
39

STATISTICS

Shots
Shots on Goal
Fouls
Corner Kicks
Free Kicks
Penalty Kicks
Offsides
Own Goals
Single Yellow Cards
Indirect Red Cards
Direct Red Cards
Ball Possession
Actual Playing Time

HON - Honduras

7
2
12
1
9
0
1
0
3
0
1
32%
18

KOR - Republic of Korea

No.	Name	Pos.	Min.	GF	GA	AS	SG/S	PK	Fouls		Y	Red Cards	
									FC	FS		2Y	R
1	SONG	GK	90										
4	PARK	DF	90				0/1						
5	JEONG (C)	DF	90				0/2			2			
7	KWON	MF	73				1/2		1	2			
11	LEE	FW	45				0/1			2			
12	SEOL	DF	90			1				1			
13	KIM	DF	90	1			2/3			1			
15	WON	MF	72	1			1/3	1/1	2				
16	HWANG	FW	57	3			6/6	2/2	1				
19	KANG	DF	57						2				
21	KIM	MF	90							1			
Substitutes:													
3	KIM	DF	33										
8	LEE	MF	33	1			2/4		2	1	1		
10	LEE	MF	17						1				
14	KIM	MF	18			1							
17	UM	FW	45				0/1			2			
Totals				6		2	12/23	3/3	9	12	1		

HON - Honduras

No.	Name	Pos.	Min.	GF	GA	AS	SG/S	PK	Fouls		Y	Red Cards	
									FC	FS		2Y	R
1	GUILTY	GK	90		6								
2	MALDONADO (C)	DF	90						1				
3	DECAS	DF	90						4				
4	C. MELENDEZ	DF	39						2		1		1
6	NUNEZ	MF	90							2	1		
7	REYES	MF	90				1/3		1	2			
8	RODRIGUEZ	MF	70				0/1			2			
15	PINEDA	MF	45										
17	PALMA	FW	43				0/2						
19	MARTINEZ	FW	45										
21	OLIVA	DF	90						1				
Substitutes:													
5	MELENDEZ	DF	47						1	1	1		
10	RIVAS	FW	45				1/1		1				
13	MOYA	FW	45						1	1			
20	ALVAREZ	MF	20										
Totals					6		2/7		12	8	3		1

Legend:

(C)	Captain	2Y	Indirect Red Card	AS	Assists	AVAR	Assistant VAR
DF	Defender	FC	Fouls Committed	FS	Fouls Suffered	FW	Forward
GA	Goals Against	GF	Goals For	GK	Goalkeeper	HT	Half-time
MF	Midfielder	Min.	Minutes Played	No.	Shirt Number		
PK	Penalty Kicks for (Converted/Attempts)	Pos.	Position	Pos.	Position	R	Direct Red Card
SG/S	Shots on Goal/Shots	VAR	Video Assistant Referee	Y	Single Yellow Card		



Match Report

公式記録 / Compte rendu du match

Match 5

EGY vs ESP

0:0

Match Officials:

Referee: MAKHADMEH Adham (JOR) **Assistant Referee 1:** ALROALLE Ahmad (JOR) **VAR:** AL MARRI Abdulla (QAT)
4th Official: KIMURA Hiroyuki (JPN) **Assistant Referee 2:** ALKALAF Mohammad (JOR) **AVAR:** REWAY Wagner (BRA)
Match Commissioner: RIZZELLO Joe (ITA)
General Coordinator: NASSAR Khaled (EGY)

EGY - Egypt

[1] GK ELSHENAWY Mohamed
 [4] DF GALAL Osama □ 90'+2
 [6] DF HEGAZY Ahmed (C) □ 78'
 [9] FW MOHAMED Taher □ 44' ▼ 63'
 [10] FW SOBHI Ramadan ▼ 90'+2'
 [12] MF TAWFIK Akram
 [13] MF ERAKY Karim ▼ 89'
 [14] FW RAYAN Ahmed ▼ 63'
 [15] MF ASHOUR Emam ▼ 63'
 [18] DF EL WENCH Mahmoud
 [20] MF FOTOUH Ahmed □ 5'

Substitutes:

[2] MF HAMDY Ammar △ 63'
 [3] MF FOUAD Karim △ 89'
 [7] FW MOHSEN Salah △ 63'
 [11] FW ADEL Ibrahim △ 63'
 [17] DF RAMADAN Ahmed △ 90'+2'
 [21] FW MANSY Nasser
 [22] GK SOBHAY Mohamed

Head Coach SHAWKY Gharib (EGY)

Additional Time:

First half: 3 min., second half: 4 min.

ESP - Spain

[1] GK SIMON Unai
 [2] DF MINGUEZA Oscar ▼ 22'
 [4] DF TORRES Pau
 [7] FW ASENSIO Marco ▼ 68'
 [8] MF MERINO Mikel ▼ 68'
 [10] MF CEBALLOS Dani (C) ▼ 45'+1'
 [11] FW OYARZABAL Mikel ▼ 68'
 [12] DF GARCIA Eric
 [16] MF GONZALEZ Pedri
 [19] FW OLMO Dani
 [20] DF MIRANDA Juan

Substitutes:

[3] DF CUCURELLA Marc
 [5] DF VALLEJO Jesus △ 22'
 [9] FW MIR Rafa △ 68'
 [13] GK FERNANDEZ Alvaro
 [14] MF SOLER Carlos △ 68'
 [15] MF MONCAYOLA Jon △ 45'+1'
 [21] MF GIL Bryan △ 68'

Head Coach de la FUENTE CASTILLO Luis (ESP)

EGY - Egypt		ESP - Spain	
FOTOUH [20] - 1st Tournament Yellow Card	□ 5'		1st half
	22'	◆ In VALLEJO [5], out MINGUEZA [2]	
MOHAMED [9] - 1st Tournament Yellow Card	□ 44'		
	45'+1	◆ In MONCAYOLA [15], out CEBALLOS [10]	
	63'		2nd half
In ADEL [11], out MOHAMED [9]	◆ 63'		
In MOHSEN [7], out RAYAN [14]	◆ 63'		
In HAMDY [2], out ASHOUR [15]	◆ 63'		
	68'	◆ In SOLER [14], out MERINO [8]	
	68'	◆ In GIL [21], out ASENSIO [7]	
	68'	◆ In MIR [9], out OYARZABAL [11]	
HEGAZY [6] - 1st Tournament Yellow Card	□ 78'		
GALAL [4] - 1st Tournament Yellow Card	□ 90'+2		
In FOUAD [3], out ERAKY [13]	◆ 89'		
In RAMADAN [17], out SOBHI [10]	◆ 90'+2		

Match events: 🎯 Goal scored 🏠 Own goal 🟡 Penalty scored — Penalty missed 🤖 Assist □ Yellow card 🕒 2Y 🟠 Red card ◆ Substitution



Match Report

公式記録 / Compte rendu du match

Match 5

EGY vs ESP

0:0

EGY - Egypt

STATISTICS

ESP - Spain

3	Shots	10
1	Shots on Goal	5
8	Fouls	8
1	Corner Kicks	7
9	Free Kicks	8
0	Penalty Kicks	0
3	Offsides	2
0	Own Goals	0
4	Single Yellow Cards	0
0	Indirect Red Cards	0
0	Direct Red Cards	0
43%	Ball Possession	57%
29	Actual Playing Time	39

EGY - Egypt

No.	Name	Pos.	Min.	GF	GA	AS	SG/S	PK	Fouls		Y	Red Cards	
									FC	FS		2Y	R
1	ELSHENAWY	GK	90										
4	GALAL	DF	90								1		
6	HEGAZI (C)	DF	90						1	1	1		
9	MOHAMED	FW	63				0/1		1	2	1		
10	SOBHI	FW	89						2	1			
12	TAWFIK	MF	90						1	2			
13	ERAKY	MF	89							1			
14	RAYAN	FW	63				1/1						
15	ASHOUR	MF	63						1				
18	M. HAMDY	DF	90										
20	FOTOUH	MF	90						2		1		
Substitutes:													
2	HAMDY	MF	27				0/1						
3	FOUAD	MF	1										
7	MOHSEN	FW	27										
11	ADEL	FW	27							1			
17	RAMADAN	DF	1										
Totals							1/3		8	8	4		

ESP - Spain

No.	Name	Pos.	Min.	GF	GA	AS	SG/S	PK	Fouls		Y	Red Cards	
									FC	FS		2Y	R
1	SIMON	GK	90										
2	MINGUEZA	DF	22				0/1		1	1			
4	TORRES	DF	90										
7	ASENSIO	FW	68				1/2						
8	MERINO	MF	68						4	2			
10	CEBALLOS (C)	MF	45				0/1			1			
11	OYARZABAL	FW	68							1			
12	GARCIA	DF	90							1			
16	GONZALEZ	MF	90										
19	OLMO	FW	90						1	1			
20	MIRANDA	DF	90				0/1		2	1			
Substitutes:													
5	VALLEJO	DF	68										
9	MIR	FW	22				2/3						
14	SOLER	MF	22				2/2						
15	MONCAYOLA	MF	45										
21	GIL	MF	22										
Totals							5/10		8	8			

Legend:			
(C)	Captain	2Y	Indirect Red Card
DF	Defender	FC	Fouls Committed
GA	Goals Against	GF	Goals For
Min.	Minutes Played	No.	Shirt Number
Pos.	Position	R	Direct Red Card
Y	Single Yellow Card	AS	Assists
		FS	Fouls Suffered
		GK	Goalkeeper
		PK	Penalty Kicks for (Converted/Attempts)
		SG/S	Shots on Goal/Shots
		AVAR	Assistant VAR
		FW	Forward
		MF	Midfielder
		VAR	Video Assistant Referee



Match Report

公式記録 / Compte rendu du match

Match 6

ARG vs AUS

0:2 (0:1)

Match Officials:

Referee: JOVANOVIC Srdjan (SRB) **Assistant Referee 1:** STOJKOVIC Uros (SRB) **VAR:** MARTINS Tiago (POR)
4th Official: KIMURA Hiroyuki (JPN) **Assistant Referee 2:** MIHAJLOVIC Milan (SRB) **AVAR:** BIN JAHARI Muhammad (SGP)
Match Commissioner: RIZZELLO Joe (ITA)
General Coordinator: NASSAR Khaled (EGY)

ARG - Argentina

[1] GK LEDESMA Jeremias
 [2] DF PEREZ Nehuen (C)
 [4] DF DE LA FUENTE Hernan ▼ 62'
 [5] MF VERA Fausto
 [8] MF COLOMBATTO Santiago ▼ 78'
 [9] FW GAICH Adolfo □ 63'
 [10] MF Mac ALLISTER Alexis ▼ 78'
 [11] MF BARCO Ezequiel ▼ 82'
 [14] DF MEDINA Facundo □ 67'
 [19] MF ORTEGA Francisco □ 45'+1 □ 45'+2
 [21] FW VALENZUELA Fernando ▼ HT

Substitutes:

[6] DF MOSEVICH Leonel
 [12] GK MORALES Lautaro
 [13] DF HERRERA Marcelo △ 62'
 [15] FW DE LA VEGA Pedro △ 82'
 [16] MF PAYERO Martin △ 78'
 [17] MF BELMONTE Tomas △ 78'
 [18] FW PONCE Ezequiel △ HT □ 85'

Head Coach BATISTA Fernando (ARG)

Additional Time:

First half: 2 min., second half: 0 min.

AUS - Australia

[1] GK GLOVER Thomas
 [2] DF ATKINSON Nathaniel □ 48'
 [5] DF SOUTTAR Harry □ 86'
 [8] MF McGREE Riley □ 45'+2 ▼ 79'
 [10] MF GENREAU Denis □ 56' ▼ 89'
 [11] FW ARZANI Daniel ▼ 79'
 [12] FW DUKE Mitch ⚽ 14' □ 32' ⚽ 80'
 [14] DF DENG Thomas (C)
 [16] DF KING Joel
 [17] MF METCALFE Connor □ 50'
 [20] FW WALES Lachlan ⚽ 14' ▼ 72'

Substitutes:

[3] DF ROWLES Kye
 [6] MF BACCUS Keanu △ 89'
 [9] FW D'AGOSTINO Nicholas △ 79'
 [13] DF PIERIAS Dylan
 [15] MF WATTS Caleb △ 72' □ 90'+1
 [18] GK MAYNARD-BREWSTER Ashley
 [19] FW TILIO Marco △ 79' ⚽ 80'

Head Coach ARNOLD Graham (AUS)

ARG - Argentina	AUS - Australia
	14' 0:1 ⚽ WALES [20] - 1st Tournament Goal 1st half
	⚽ DUKE [12] - 1st Tournament Assist
	32' □ DUKE [12] - 1st Tournament Yellow Card
ORTEGA [19] - 1st Tournament Yellow Card □	45'+1
ORTEGA [19] - 1st Tournament Indirect Red Card □	45'+2
	45'+2 □ McGREE [8] - 1st Tournament Yellow Card
In PONCE [18], out VALENZUELA [21] ◆	HT
	48' □ ATKINSON [2] - 1st Tournament Yellow Card 2nd half
	50' □ METCALFE [17] - 1st Tournament Yellow Card
	56' □ GENREAU [10] - 1st Tournament Yellow Card
In HERRERA [13], out DE LA FUENTE [4] ◆	62'
GAICH [9] - 1st Tournament Yellow Card □	63'
MEDINA [14] - 1st Tournament Yellow Card □	67'
	72' ◆ In WATTS [15], out WALES [20]
In BELMONTE [17], out COLOMBATTO [8] ◆	78'
In PAYERO [16], out Mac ALLISTER [10] ◆	78'
	79' ◆ In TILIO [19], out ARZANI [11]
	79' ◆ In D'AGOSTINO [9], out McGREE [8]
	80' 0:2 ⚽ TILIO [19] - 1st Tournament Goal
	⚽ DUKE [12] - 2nd Tournament Assist
In DE LA VEGA [15], out BARCO [11] ◆	82'
PONCE [18] - 1st Tournament Yellow Card □	85'
	86' □ SOUTTAR [5] - 1st Tournament Yellow Card
	89' ◆ In BACCUS [6], out GENREAU [10]
	90'+1 □ WATTS [15] - 1st Tournament Yellow Card

Match events: ⚽ Goal scored ⚽ Own goal ⚽ Penalty scored — Penalty missed ⚽ Assist □ Yellow card □ 2Y ■ Red card ◆ Substitution



Match Report

公式記録 / Compte rendu du match

Match 6

ARG vs AUS

0:2 (0:1)

ARG - Argentina	STATISTICS	AUS - Australia
12	Shots	9
5	Shots on Goal	5
15	Fouls	17
5	Corner Kicks	1
19	Free Kicks	14
0	Penalty Kicks	0
2	Offsides	4
0	Own Goals	0
3	Single Yellow Cards	7
1	Indirect Red Cards	0
0	Direct Red Cards	0
57%	Ball Possession	43%
36	Actual Playing Time	28

ARG - Argentina

No.	Name	Pos.	Min.	GF	GA	AS	SG/S	PK	Fouls		Y	Red Cards	
									FC	FS		2Y	R
1	LEDESMA	GK	90		2								
2	N. PEREZ (C)	DF	90				1/1		2	1			
4	DE LA FUENTE	DF	62				1/1		1				
5	VERA	MF	90				0/2						
8	COLOMBATTO	MF	78						4				
9	GAICH	FW	90				2/2		1	2	1		
10	Mac ALLISTER	MF	78				0/3		1	1			
11	BARCO	MF	82				1/2		2	5			
14	MEDINA	DF	90						1	4	1		
19	ORTEGA	MF	45						1			1	
21	VALENZUELA	FW	45				0/1		1	3			
Substitutes:													
13	HERRERA	DF	28										
15	DE LA VEGA	FW	8										
16	PAYERO	MF	12										
17	BELMONTE	MF	12						1				
18	PONCE	FW	45								1		
Totals					2		5/12		15	16	3	1	

AUS - Australia

No.	Name	Pos.	Min.	GF	GA	AS	SG/S	PK	Fouls		Y	Red Cards	
									FC	FS		2Y	R
1	GLOVER	GK	90										
2	ATKINSON	DF	90						2	4	1		
5	SOUTTAR	DF	90						2		1		
8	McGREE	MF	79				1/2		1	2	1		
10	GENREAU	MF	89						1	2	1		
11	ARZANI	FW	79						4	3			
12	DUKE	FW	90			2	1/3		1	2	1		
14	DENG (C)	DF	90										
16	KING	DF	90						1				
17	METCALFE	MF	90				0/1		2		1		
20	WALES	FW	72	1			2/2		1	1			
Substitutes:													
6	BACCUS	MF	1										
9	D'AGOSTINO	FW	11										
15	WATTS	MF	18						2	1	1		
19	TILIO	FW	11	1			1/1						
Totals				2		2	5/9		17	15	7		

Legend:

(C) Captain	2Y Indirect Red Card	AS Assists	AVAR Assistant VAR
DF Defender	FC Fouls Committed	FS Fouls Suffered	FW Forward
GA Goals Against	GF Goals For	GK Goalkeeper	HT Half-time
MF Midfielder	Min. Minutes Played	No. Shirt Number	R Direct Red Card
PK Penalty Kicks for (Converted/Attempts)	VAR Video Assistant Referee	Pos. Position	
SG/S Shots on Goal/Shots		Y Single Yellow Card	



Match Report

公式記録 / Compte rendu du match

Match 13

EGY vs ARG

0:1 (0:0)

Match Officials:

Referee: KABAKOV Georgi (BUL)

4th Official: KIMURA Hiroyuki (JPN)

Match Commissioner: RIZZELLO Joe (ITA)

General Coordinator: NASSAR Khaled (EGY)

Assistant Referee 1: MARGARITOV Martin (BUL) VAR: AL MARRI Abdulla (QAT)

Assistant Referee 2: VALKOV Diyan (BUL) AVAR: PENSO Chris (USA)

EGY - Egypt

[1] GK ELSHENAWY Mohamed
[2] MF HAMDY Ammar ▼ 60'
[4] DF GALAL Osama ▼ 79'
[6] DF HEGAZY Ahmed
[7] FW MOHSEN Salah ▼ 60'
[10] FW SOBHI Ramadan
[12] MF TAWFIK Akram
[13] MF ERAKY Karim ▼ HT
[14] FW RAYAN Ahmed
[18] DF EL WENCH Mahmoud
[20] MF FOTOUH Ahmed

Substitutes:

[3] MF FOUAD Karim △ HT
[8] MF MAHER Nasser △ 79'
[9] FW MOHAMED Taher △ 60'
[11] FW ADEL Ibrahim △ 60'
[15] MF ASHOUR Emam
[16] GK GAD Mahmoud
[17] DF RAMADAN Ahmed

Head Coach SHAWKY Gharib (EGY)

Additional Time:

First half: 3 min., second half: 5 min.

ARG - Argentina

[1] GK LEDESMA Jeremias
[2] DF PEREZ Nehuen (C) □ 86'
[3] DF BRAVO Claudio
[4] DF DE LA FUENTE Hernan
[5] MF VERA Fausto
[9] FW GAICH Adolfo ▼ 62'
[10] MF Mac ALLISTER Alexis ▼ 89'
[11] MF BARCO Esequiel ▼ 62'
[14] DF MEDINA Facundo ⚽ 52'
[15] FW DE LA VEGA Pedro □ 84'
[16] MF PAYERO Martin ▼ 79'

Substitutes:

[6] DF MOSEVICH Leonel
[7] FW URZI Agustin △ 62'
[12] GK MORALES Lautaro
[13] DF HERRERA Marcelo
[17] MF BELMONTE Tomas △ 79' □ 84'
[18] FW PONCE Ezequiel △ 62' □ 72'
[20] MF ALMADA Thiago △ 89'

Head Coach BATISTA Fernando (ARG)

EGY - Egypt		ARG - Argentina	
In FOUAD [3], out ERAKY [13] ◆	HT		
	52'	0:1 ⚽	MEDINA [14] - 1st Tournament Goal
In ADEL [11], out HAMDY [2] ◆	60'		2nd half
In MOHAMED [9], out MOHSEN [7] ◆	60'		
	62'	◆	In URZI [7], out BARCO [11]
	62'	◆	In PONCE [18], out GAICH [9]
	72'	□	PONCE [18] - 2nd Tournament Yellow Card
In MAHER [8], out GALAL [4] ◆	79'		
	79'	◆	In BELMONTE [17], out PAYERO [16]
	84'	□	BELMONTE [17] - 1st Tournament Yellow Card
	84'	□	DE LA VEGA [15] - 1st Tournament Yellow Card
	86'	□	N. PEREZ [2] - 1st Tournament Yellow Card
	89'	◆	In ALMADA [20], out Mac ALLISTER [10]

Match events: ⚽ Goal scored ⚽ Own goal 🟡 Penalty scored — Penalty missed 🟡 Assist □ Yellow card 2Y Red card ◆ Substitution



Match Report

公式記録 / Compte rendu du match

Match 13

EGY vs ARG

0:1 (0:0)

EGY - Egypt	STATISTICS	ARG - Argentina
8	Shots	11
2	Shots on Goal	2
15	Fouls	11
3	Corner Kicks	9
14	Free Kicks	13
0	Penalty Kicks	0
1	Offsides	1
0	Own Goals	0
0	Single Yellow Cards	4
0	Indirect Red Cards	0
0	Direct Red Cards	0
43%	Ball Possession	57%
28	Actual Playing Time	38

EGY - Egypt

No.	Name	Pos.	Min.	GF	GA	AS	SG/S	PK	Fouls		Y	Red Cards	
									FC	FS		2Y	R
1	ELSHENAWY	GK	90		1								
2	HAMDY	MF	60						1	1			
4	GALAL	DF	79						1				
6	HEGAZI (C)	DF	90										
7	MOHSEN	FW	60						1				
10	SOBHI	FW	90				2/2		2	2			
12	TAWFIK	MF	90						3	1			
13	ERAKY	MF	45				0/1			2			
14	RAYAN	FW	90				0/2		2	1			
18	M. HAMDY	DF	90						1	1			
20	FOTOUH	MF	90				0/1			1			
Substitutes:													
3	FOUAD	MF	45						2	1			
8	MAHER	MF	11						1				
9	MOHAMED	FW	30				0/1			1			
11	ADEL	FW	30				0/1		1				
Totals					1		2/8		15	11			

ARG - Argentina

No.	Name	Pos.	Min.	GF	GA	AS	SG/S	PK	Fouls		Y	Red Cards	
									FC	FS		2Y	R
1	LEDESMA	GK	90										
2	N. PEREZ (C)	DF	90				0/1			1			
3	BRAVO	DF	90						2				
4	DE LA FUENTE	DF	90				0/1			3			
5	VERA	MF	90							1			
9	GAICH	FW	62				0/2			2			
10	Mac ALLISTER	MF	89				0/1		1	1			
11	BARCO	MF	62				0/1						
14	MEDINA	DF	90	1			1/2		1	1			
15	DE LA VEGA	FW	90				0/1		1	1	1		
16	PAYERO	MF	79				0/1		3				
Substitutes:													
7	URZI	FW	28						1	2			
17	BELMONTE	MF	11						1	1	1		
18	PONCE	FW	28						1	1	1		
20	ALMADA	MF	1				1/1						
Totals				1			2/11		11	14	4		

Legend:

(C)	Captain	2Y	Indirect Red Card	AS	Assists	AVAR	Assistant VAR
DF	Defender	FC	Fouls Committed	FS	Fouls Suffered	FW	Forward
GA	Goals Against	GF	Goals For	GK	Goalkeeper	HT	Half-time
MF	Midfielder	Min.	Minutes Played	No.	Shirt Number		
PK	Penalty Kicks for (Converted/Attempts)	Pos.	Position	Pos.	Position	R	Direct Red Card
SG/S	Shots on Goal/Shots	VAR	Video Assistant Referee	Y	Single Yellow Card		



Match Report

公式記録 / Compte rendu du match

Match 14

AUS vs ESP

0:1 (0:0)

Match Officials:

Referee: WEYESA Bamlaku Tessema (ETH) **Assistant Referee 1:** IBRAHIM Mohammed (SUD) **VAR:** STEINHAUS-WEBB Bibiana (GER)
4th Official: KIMURA Hiroyuki (JPN) **Assistant Referee 2:** CHERUIYOT Gilbert (KEN) **AVAR:** BIN JAHARI Muhammad (SGP)
Match Commissioner: RIZZELLO Joe (ITA)
General Coordinator: NASSAR Khaled (EGY)

AUS - Australia

[1] GK GLOVER Thomas
 [2] DF ATKINSON Nathaniel 90'+5
 [5] DF SOUTTAR Harry
 [8] MF McGREE Riley 53' ▼ 73'
 [10] MF GENREAU Denis ▼ 73'
 [11] FW ARZANI Daniel ▼ 63'
 [12] FW DUKE Mitch 57'
 [14] DF DENG Thomas (C) ▼ 83'
 [16] DF KING Joel
 [17] MF METCALFE Connor
 [20] FW WALES Lachlan 43' ▼ 63'

Substitutes:

[3] DF ROWLES Kye △ 63'
 [6] MF BACCUS Keanu △ 73'
 [9] FW D'AGOSTINO Nicholas △ 83'
 [13] DF PIERIAS Dylan
 [15] MF WATTS Caleb △ 73'
 [18] GK MAYNARD-BREWSTER Ashley
 [19] FW TILIO Marco △ 63'

Head Coach ARNOLD Graham (AUS)

Additional Time:

First half: 1 min., second half: 5 min.

ESP - Spain

[1] GK SIMON Unai 90'+1
 [3] DF CUCURELLA Marc
 [4] DF TORRES Pau
 [6] MF ZUBIMENDI Martin
 [11] FW OYARZABAL Mikel (C) ⚽ 81'
 [12] DF GARCIA Eric
 [14] MF SOLER Carlos ▼ 68'
 [16] MF GONZALEZ Pedri
 [17] MF PUADO Javier ▼ 57'
 [18] DF GIL Oscar 3' ▼ 77'
 [19] FW OLMO Dani

Substitutes:

[5] DF VALLEJO Jesus
 [7] FW ASENSIO Marco △ 68' ⚽ 81'
 [9] FW MIR Rafa △ 77'
 [13] GK FERNANDEZ Alvaro
 [15] MF MONCAYOLA Jon
 [20] DF MIRANDA Juan
 [21] MF GIL Bryan △ 57'

Head Coach de la FUENTE CASTILLO Luis (ESP)

AUS - Australia		ESP - Spain	
	3'	<input type="checkbox"/> GIL [18] - 1st Tournament Yellow Card	1st half
WALES [20] - 1st Tournament Yellow Card <input type="checkbox"/>	43'		
McGREE [8] - 2nd Tournament Yellow Card <input type="checkbox"/>	53'		2nd half
DUKE [12] - 2nd Tournament Yellow Card <input type="checkbox"/>	57'		
	57'	◆ In GIL [21], out PUADO [17]	
In TILIO [19], out ARZANI [11] ◆	63'		
In ROWLES [3], out WALES [20] ◆	63'		
	68'	◆ In ASENSIO [7], out SOLER [14]	
In WATTS [15], out GENREAU [10] ◆	73'		
In BACCUS [6], out McGREE [8] ◆	73'		
	77'	◆ In MIR [9], out GIL [18]	
	81'	0:1 ⚽ OYARZABAL [11] - 1st Tournament Goal ⚽ ASENSIO [7] - 1st Tournament Assist	
In D'AGOSTINO [9], out DENG [14] ◆	83'		
	90'+1	<input type="checkbox"/> SIMON [1] - 1st Tournament Yellow Card	
ATKINSON [2] - 2nd Tournament Yellow Card <input type="checkbox"/>	90'+5		

Match events: ⚽ Goal scored ⚽ Own goal 🟡 Penalty scored — Penalty missed ⚽ Assist Yellow card 2Y Red card ◆ Substitution



Match Report

公式記録 / Compte rendu du match

Match 14

AUS vs ESP

0:1 (0:0)

AUS - Australia

STATISTICS

ESP - Spain

2	Shots	15
0	Shots on Goal	6
16	Fouls	13
1	Corner Kicks	4
16	Free Kicks	16
0	Penalty Kicks	0
1	Offsides	3
0	Own Goals	0
4	Single Yellow Cards	2
0	Indirect Red Cards	0
0	Direct Red Cards	0
32%	Ball Possession	68%
22	Actual Playing Time	47

AUS - Australia

No.	Name	Pos.	Min.	GF	GA	AS	SG/S	PK	Fouls		Y	Red Cards	
									FC	FS		2Y	R
1	GLOVER	GK	90		1								
2	ATKINSON	DF	90						1		1		
5	SOUTTAR	DF	90						3				
8	McGREE	MF	73				0/1		2	2	1		
10	GENREAU	MF	73				0/1		1				
11	ARZANI	FW	63						3	3			
12	DUKE	FW	90						1	2	1		
14	DENG (C)	DF	83										
16	KING	DF	90						3	2			
17	METCALFE	MF	90										
20	WALES	FW	63						1	1	1		
Substitutes:													
3	ROWLES	DF	27						1	1			
6	BACCUS	MF	17										
9	D'AGOSTINO	FW	7										
15	WATTS	MF	17										
19	TILIO	FW	27										
Totals					1		0/2		16	11	4		

ESP - Spain

No.	Name	Pos.	Min.	GF	GA	AS	SG/S	PK	Fouls		Y	Red Cards	
									FC	FS		2Y	R
1	SIMON	GK	90							2	1		
3	CUCURELLA	DF	90						1	2			
4	TORRES	DF	90				1/1						
6	ZUBIMENDI	MF	90										
11	OYARZABAL (C)	FW	90	1			1/4		1	1			
12	GARCIA	DF	90						1				
14	SOLER	MF	68				1/2		2	3			
16	GONZALEZ	MF	90				2/2		2	1			
17	PUADO	MF	57				0/3		1				
18	GIL	DF	77						3	1	1		
19	OLMO	FW	90				1/1		1	3			
Substitutes:													
7	ASENSIO	FW	22			1			1				
9	MIR	FW	13				0/2			1			
21	GIL	MF	33							1			
Totals					1	1	6/15		13	15	2		

Legend:			
(C)	Captain	2Y	Indirect Red Card
DF	Defender	FC	Fouls Committed
GA	Goals Against	GF	Goals For
Min.	Minutes Played	No.	Shirt Number
Pos.	Position	R	Direct Red Card
Y	Single Yellow Card	AS	Assists
		FS	Fouls Suffered
		GK	Goalkeeper
		PK	Penalty Kicks for (Converted/Attempts)
		SG/S	Shots on Goal/Shots
		AVAR	Assistant VAR
		FW	Forward
		MF	Midfielder
		VAR	Video Assistant Referee



Match Report

公式記録 / Compte rendu du match

Match 21

AUS vs EGY

0:2 (0:1)

Match Officials:

Referee: DIAS Artur (POR) **Assistant Referee 1:** BARBOSA Rui (POR) **VAR:** RACZKOWSKI Pawel (POL)
4th Official: VALENZUELA Jesus (VEN) **Assistant Referee 2:** SOARES Paulo (POR) **AVAR:** FU Ming (CHN)
Match Commissioner: HIRAI Tetsu (JPN)
General Coordinator: JANSSENS Priscilla (BRA)

AUS - Australia

[1] GK GLOVER Thomas
 [3] DF ROWLES Kye
 [5] DF SOUTTAR Harry
 [9] FW D'AGOSTINO Nicholas ▼ 90'+1'
 [10] MF GENREAU Denis ▼ HT
 [13] DF PIERIAS Dylan ▼ HT
 [14] DF DENG Thomas (C)
 [16] DF KING Joel
 [17] MF METCALFE Connor ▼ 90'+1'
 [19] FW TILIO Marco
 [20] FW WALES Lachlan ▼ 63'

Substitutes:

[4] DF RICH-BAGHUELOU Jay △ 63'
 [6] MF BACCUS Keanu △ HT □ 78'
 [7] FW PISCOPO Reno
 [11] FW ARZANI Daniel △ HT
 [15] MF WATTS Caleb △ 90'+1'
 [18] GK MAYNARD-BREWSTER Ashley
 [21] MF DEVLIN Cameron △ 90'+1'

Head Coach ARNOLD Graham (AUS)

Additional Time:

First half: 1 min., second half: 7 min.

EGY - Egypt

[1] GK ELSHENAWY Mohamed
 [4] DF GALAL Osama
 [6] DF HEGAZY Ahmed
 [7] FW MOHSEN Salah ▼ 60'
 [9] FW MOHAMED Taher ▼ 78'
 [10] FW SOBHI Ramadan ⚽ 44' ▼ 90'
 [12] MF TAWFIK Akram □ 36' ▼ 90'
 [13] MF ERAKY Karim
 [14] FW RAYAN Ahmed ⚽ 44' ▼ 78'
 [18] DF EL WENCH Mahmoud
 [20] MF FOTOUH Ahmed

Substitutes:

[2] MF HAMDY Ammar △ 60' ⚽ 85' □ 90'+2
 [8] MF MAHER Nasser △ 90'
 [11] FW ADEL Ibrahim △ 78'
 [15] MF ASHOUR Emam △ 90'
 [17] DF RAMADAN Ahmed
 [21] FW MANSY Nasser △ 78'
 [22] GK SOBHY Mohamed

Head Coach SHAWKY Gharib (EGY)

AUS - Australia	EGY - Egypt
	36' □ TAWFIK [12] - 1st Tournament Yellow Card 1st half
	44' 0:1 ⚽ RAYAN [14] - 1st Tournament Goal
	⚽ SOBHI [10] - 1st Tournament Assist
In BACCUS [6], out GENREAU [10] ◆	HT
In ARZANI [11], out PIERIAS [13] ◆	HT
	60' ◆ In HAMDY [2], out MOHSEN [7] 2nd half
In RICH [4], out WALES [20] ◆	63'
BACCUS [6] - 1st Tournament Yellow Card □	78'
	78' ◆ In MANSY [21], out RAYAN [14]
	78' ◆ In ADEL [11], out MOHAMED [9]
	85' 0:2 ⚽ HAMDY [2] - 1st Tournament Goal
	90' ◆ In ASHOUR [15], out TAWFIK [12]
	90' ◆ In MAHER [8], out SOBHI [10]
In WATTS [15], out D'AGOSTINO [9] ◆	90'+1
In DEVLIN [21], out METCALFE [17] ◆	90'+1
	90'+2 □ HAMDY [2] - 1st Tournament Yellow Card

Match events: ⚽ Goal scored ⚽ Own goal ⚽ Penalty scored — Penalty missed ⚽ Assist □ Yellow card □ 2Y ■ Red card ◆ Substitution



Match Report

公式記録 / Compte rendu du match

Match 21

AUS vs EGY

0:2 (0:1)

AUS - Australia	STATISTICS	EGY - Egypt
8	Shots	10
4	Shots on Goal	4
13	Fouls	14
7	Corner Kicks	6
5	Free Kicks	1
0	Penalty Kicks	0
1	Offsides	3
0	Own Goals	0
1	Single Yellow Cards	2
0	Indirect Red Cards	0
0	Direct Red Cards	0
51%	Ball Possession	49%
32	Actual Playing Time	31

AUS - Australia

No.	Name	Pos.	Min.	GF	GA	AS	SG/S	PK	Fouls		Y	Red Cards	
									FC	FS		2Y	R
1	GLOVER	GK	90		2								
3	ROWLES	DF	90										
5	SOUTTAR	DF	90						2	2			
9	D'AGOSTINO	FW	89				0/1		2	1			
10	GENREAU	MF	45						2	2			
13	PIERIAS	DF	45						1	1			
14	DENG (C)	DF	90				1/1			1			
16	KING	DF	90										
17	METCALFE	MF	89				0/2			2			
19	TILIO	FW	90						3	1			
20	WALES	FW	63						1				
Substitutes:													
4	RICH	DF	27						1				
6	BACCUS	MF	45				1/1		1	1	1		
11	ARZANI	FW	45				2/2			1			
15	WATTS	MF	1				0/1						
21	DEVLIN	MF	1										
Totals					2		4/8		13	12	1		

EGY - Egypt

No.	Name	Pos.	Min.	GF	GA	AS	SG/S	PK	Fouls		Y	Red Cards	
									FC	FS		2Y	R
1	ELSHENAWY	GK	90										
4	GALAL	DF	90						2	1			
6	HEGAZI (C)	DF	90							1			
7	MOHSEN	FW	60				0/3						
9	MOHAMED	FW	78						1	3			
10	SOBHI	FW	89			1	0/1		4				
12	TAWFIK	MF	89						3	4	1		
13	ERAKY	MF	90										
14	RAYAN	FW	78	1			1/1			2			
18	M. HAMDY	DF	90						2	1			
20	FOTOUH	MF	90						1				
Substitutes:													
2	HAMDY	MF	30	1			1/2		1	1	1		
8	MAHER	MF	1				1/1						
11	ADEL	FW	12				0/1						
15	ASHOUR	MF	1										
21	MANSY	FW	12				1/1						
Totals				2		1	4/10		14	13	2		

Legend:

(C)	Captain	2Y	Indirect Red Card	AS	Assists	AVAR	Assistant VAR
DF	Defender	FC	Fouls Committed	FS	Fouls Suffered	FW	Forward
GA	Goals Against	GF	Goals For	GK	Goalkeeper	HT	Half-time
MF	Midfielder	Min.	Minutes Played	No.	Shirt Number		
PK	Penalty Kicks for (Converted/Attempts)	Pos.	Position	Y	Single Yellow Card	R	Direct Red Card
SG/S	Shots on Goal/Shots	VAR	Video Assistant Referee				



Match Report

公式記録 / Compte rendu du match

Match 22

ESP vs ARG

1:1 (0:0)

Match Officials:

Referee: ELFATH Ismail (USA) **Assistant Referee 1:** PARKER Corey (USA) **VAR:** PENSO Chris (USA)
4th Official: MAKHADMEH Adham (JOR) **Assistant Referee 2:** ATKINS Kyle (USA) **AVAR:** AL MARRI Abdulla (QAT)
Match Commissioner: SHAHRIYARI Paria (IRI)
General Coordinator: SHIN Man Gil (KOR)

ESP - Spain

[1] GK SIMON Unai
 [3] DF CUCURELLA Marc
 [4] DF TORRES Pau
 [6] MF ZUBIMENDI Martin
 [7] FW ASENSIO Marco
 [8] MF MERINO Mikel (C) 🌟 66' ▼ 87'
 [11] FW OYARZABAL Mikel ▼ 74'
 [12] DF GARCIA Eric
 [16] MF GONZALEZ Pedri ▼ 74'
 [18] DF GIL Oscar 🟡 83' ▼ 87'
 [19] FW OLMO Dani 🟡 66' ▼ 85'

Substitutes:

[5] DF VALLEJO Jesus △ 87'
 [9] FW MIR Rafa △ 74'
 [13] GK FERNANDEZ Alvaro
 [14] MF SOLER Carlos △ 74'
 [15] MF MONCAYOLA Jon △ 87'
 [20] DF MIRANDA Juan
 [21] MF GIL Bryan △ 85'

Head Coach de la FUENTE CASTILLO Luis (ESP)

ARG - Argentina

[1] GK LEDESMA Jeremias
 [2] DF PEREZ Nehuen 🟡 10'
 [3] DF BRAVO Claudio 🟡 81' ▼ 83'
 [5] MF VERA Fausto 🟡 53' ▼ 55'
 [7] FW URZI Agustin ▼ 70'
 [9] FW GAICH Adolfo
 [10] MF Mac ALLISTER Alexis ▼ 55'
 [11] MF BARCO Esequiel ▼ HT
 [13] DF HERRERA Marcelo
 [14] DF MEDINA Facundo
 [17] MF BELMONTE Tomas 🌟 87'

Substitutes:

[4] DF DE LA FUENTE Hernan
 [6] DF MOSEVICH Leonel △ 83' 🟡 90'+2
 [8] MF COLOMBATTO Santiago △ 55' 🟡 58'
 [12] GK MORALES Lautaro
 [15] FW DE LA VEGA Pedro △ HT
 [16] MF PAYERO Martin △ 55' 🟡 61'
 [20] MF ALMADA Thiago △ 70' 🟡 87'

Head Coach BATISTA Fernando (ARG)

Additional Time:

First half: 2 min., second half: 4 min.

ESP - Spain	Time	Event	ARG - Argentina	Time	Event
	10'		🟡 N. PEREZ [2] - 2nd Tournament Yellow Card		1st half
	HT		🔄 In DE LA VEGA [15], out BARCO [11]		1st half
	53'		🟡 VERA [5] - 1st Tournament Yellow Card		2nd half
	55'		🔄 In COLOMBATTO [8], out VERA [5]		
	55'		🔄 In PAYERO [16], out Mac ALLISTER [10]		
	58'		🟡 COLOMBATTO [8] - 1st Tournament Yellow Card		
	61'		🟡 PAYERO [16] - 1st Tournament Yellow Card		
MERINO [8] - 1st Tournament Goal 🌟	66'	1:0			
OLMO [19] - 1st Tournament Assist 🟡					
	70'		🔄 In ALMADA [20], out URZI [7]		
In MIR [9], out OYARZABAL [11]	74'				
In SOLER [14], out GONZALEZ [16]	74'				
	81'		🟡 BRAVO [3] - 1st Tournament Yellow Card		
GIL [18] - 2nd Tournament Yellow Card 🟡	83'				
	83'		🔄 In MOSEVICH [6], out BRAVO [3]		
In GIL [21], out OLMO [19]	85'				
	87'	1:1	🌟 BELMONTE [17] - 1st Tournament Goal		
			🟡 ALMADA [20] - 1st Tournament Assist		
In MONCAYOLA [15], out MERINO [8]	87'				
In VALLEJO [5], out GIL [18]	87'				
	90'+2		🟡 MOSEVICH [6] - 1st Tournament Yellow Card		

Match events: 🌟 Goal scored 🟡 Own goal 🟡 Penalty scored — Penalty missed 🟡 Assist 🟡 Yellow card 🟡 2Y 🟡 Red card 🔄 Substitution



Match Report

公式記録 / Compte rendu du match

Match 22

ESP vs ARG

1:1 (0:0)

ESP - Spain	STATISTICS	ARG - Argentina
17	Shots	10
6	Shots on Goal	5
12	Fouls	12
8	Corner Kicks	6
13	Free Kicks	13
0	Penalty Kicks	0
2	Offsides	1
0	Own Goals	0
1	Single Yellow Cards	6
0	Indirect Red Cards	0
0	Direct Red Cards	0
62%	Ball Possession	38%
40	Actual Playing Time	24

ESP - Spain

No.	Name	Pos.	Min.	GF	GA	AS	SG/S	PK	Fouls		Y	Red Cards	
									FC	FS		2Y	R
1	SIMON	GK	90		1								
3	CUCURELLA	DF	90				0/1		1				
4	TORRES	DF	90						1				
6	ZUBIMENDI	MF	90				0/1		1	1			
7	ASENSIO	FW	90				2/3			3			
8	MERINO (C)	MF	87	1			1/1		3	1			
11	OYARZABAL	FW	74				1/3						
12	GARCIA	DF	90										
16	GONZALEZ	MF	74				0/1			1			
18	GIL	DF	87						2	2	1		
19	OLMO	FW	85			1	1/4		1	2			
Substitutes:													
5	VALLEJO	DF	3						1				
9	MIR	FW	16				1/2		2				
14	SOLER	MF	16				0/1						
15	MONCAYOLA	MF	3										
21	GIL	MF	5							1			
Totals				1	1	1	6/17		12	11	1		

ARG - Argentina

No.	Name	Pos.	Min.	GF	GA	AS	SG/S	PK	Fouls		Y	Red Cards	
									FC	FS		2Y	R
1	LEDESMA	GK	90		1								
2	N. PEREZ (C)	DF	90				1/1		1		1		
3	BRAVO	DF	83						3	1	1		
5	VERA	MF	55				1/3		2		1		
7	URZI	FW	70						1	1			
9	GAICH	FW	90				1/1			1			
10	Mac ALLISTER	MF	55				0/1		1				
11	BARCO	MF	45				0/1			1			
13	HERRERA	DF	90										
14	MEDINA	DF	90										
17	BELMONTE	MF	90	1			1/2		1	2			
Substitutes:													
6	MOSEVICH	DF	7				1/1		1		1		
8	COLOMBATTO	MF	35						1	1	1		
15	DE LA VEGA	FW	45							3			
16	PAYERO	MF	35						1	1	1		
20	ALMADA	MF	20			1				1			
Totals				1	1	1	5/10		12	12	6		

Legend:

(C)	Captain	2Y	Indirect Red Card	AS	Assists	AVAR	Assistant VAR
DF	Defender	FC	Fouls Committed	FS	Fouls Suffered	FW	Forward
GA	Goals Against	GF	Goals For	GK	Goalkeeper	HT	Half-time
MF	Midfielder	Min.	Minutes Played	No.	Shirt Number		
PK	Penalty Kicks for (Converted/Attempts)	Pos.	Position	Pos.	Position	R	Direct Red Card
SG/S	Shots on Goal/Shots	VAR	Video Assistant Referee	Y	Single Yellow Card		



Match Report

公式記録 / Compte rendu du match

Match 7

BRA vs GER

4:2 (3:0)

Match Officials:

Referee: BARTON Ivan (ESA) **Assistant Referee 1:** MORAN David (ESA) **VAR:** GUIDA Marco (ITA)
4th Official: KABAKOV Georgi (BUL) **Assistant Referee 2:** ZEEGELAAR Zachari (SUR) **AVAR:** MIRANDA Erick (MEX)
Match Commissioner: SAARINEN Outi (FIN)
General Coordinator: MONTERROSA Mario (GUA)

BRA - Brazil

[1] GK SANTOS
[3] DF DIEGO CARLOS
[5] MF DOUGLAS LUIZ 83'
[6] DF ARANA Guilherme 22'
[8] MF GUIMARAES Bruno 90'+5
[9] FW CUNHA Matheus 30' — 45'+1
[10] FW RICHARLISON 7' 22' 30' ▼ 74'
[11] FW ANTONY ▼ 74'
[13] DF ALVES Dani (C)
[15] DF NINO
[20] MF CLAUDINHO ▼ 65'

Substitutes:

[2] MF MENINO Gabriel
[4] DF GRACA Ricardo
[7] FW PAULINHO 74' 90'+5
[12] GK BRENNNO
[17] FW MALCOM 65'
[18] MF MATHEUS HENRIQUE
[19] MF REINIER 74'

Head Coach JARDINE Andre (BRA)

Additional Time:

First half: 4 min., second half: 6 min.

GER - Germany

[1] GK MUELLER Florian
[2] DF HENRICHS Benjamin 86'
[3] DF RAUM David 84'
[4] DF UDUOKHAI Felix
[5] DF PIEPER Amos 26' ▼ HT
[7] FW RICHTER Marco ▼ 68'
[8] MF ARNOLD Maximilian (C) 35' 63'
[10] FW KRUSE Max ▼ 68'
[11] MF AMIRI Nadiem 57' ▼ 74'
[13] MF MAIER Arne
[17] MF STACH Anton 59' ▼ 81'

Substitutes:

[6] FW ACHE Ragnar 68' 84'
[9] FW TEUCHERT Cedric 74'
[12] GK BRODERSEN Svend
[15] DF TORUNARIGHA Jordan HT 87'
[16] DF SCHLOTTERBECK Keven 81'
[18] MF LOEWEN Eduard 68'
[22] GK PLOGMANN Luca

Head Coach KUNTZ Stefan (GER)

BRA - Brazil		GER - Germany	
RICHARLISON [10] - 1st Tournament Goal	 1:0	7'	
RICHARLISON [10] - 2nd Tournament Goal	 2:0	22'	
ARANA [6] - 1st Tournament Assist	 		
		26'	 PIEPER [5] - 1st Tournament Yellow Card
RICHARLISON [10] - 3rd Tournament Goal	 3:0	30'	
CUNHA [9] - 1st Tournament Assist	 		
		35'	 ARNOLD [8] - 1st Tournament Yellow Card
CUNHA [9] —		45'+1	
		HT	◆ In TORUNARIGHA [15], out PIEPER [5]
		57'	 3:1 AMIRI [11] - 1st Tournament Goal
		59'	 STACH [17] - 1st Tournament Yellow Card
		63'	 ARNOLD [8] - 1st Tournament Indirect Red Card
In MALCOM [17], out CLAUDINHO [20]	◆	65'	
		68'	◆ In ACHE [6], out RICHTER [7]
		68'	◆ In LOEWEN [18], out KRUSE [10]
In PAULINHO [7], out RICHARLISON [10]	◆	74'	
In REINIER [19], out ANTONY [11]	◆	74'	
		74'	◆ In TEUCHERT [9], out AMIRI [11]
		81'	◆ In SCHLOTTERBECK [16], out STACH [17]
DOUGLAS LUIZ [5] - 1st Tournament Yellow Card	 	83'	
		84'	 3:2 ACHE [6] - 1st Tournament Goal
			 RAUM [3] - 1st Tournament Assist
		86'	 HENRICHS [2] - 1st Tournament Yellow Card
		87'	 TORUNARIGHA [15] - 1st Tournament Yellow Card
PAULINHO [7] - 1st Tournament Goal	 4:2	90'+5	
GUIMARAES [8] - 1st Tournament Assist	 		

Match events: Goal scored Own goal Penalty scored — Penalty missed Assist Yellow card 2Y Red card ◆ Substitution



Match Report

公式記録 / Compte rendu du match

Match 7

BRA vs GER

4:2 (3:0)

BRA - Brazil	STATISTICS	GER - Germany
21	Shots	8
12	Shots on Goal	5
14	Fouls	19
6	Corner Kicks	3
18	Free Kicks	17
1	Penalty Kicks	0
0	Offsides	2
0	Own Goals	0
1	Single Yellow Cards	4
0	Indirect Red Cards	1
0	Direct Red Cards	0
56%	Ball Possession	44%
37	Actual Playing Time	29

BRA - Brazil													
No.	Name	Pos.	Min.	GF	GA	AS	SG/S	PK	Fouls		Y	Red Cards	
									FC	FS		2Y	R
1	SANTOS	GK	90		2								
3	DIEGO CARLOS	DF	90							1			
5	DOUGLAS LUIZ	MF	90				0/2		2	2	1		
6	ARANA	DF	90			1			2	2			
8	GUIMARAES	MF	90				1/1			1			
9	CUNHA	FW	90			1	4/6	0/1	4	3			
10	RICHARLISON	FW	73	3			4/6		3	5			
11	ANTONY	FW	73				1/2		1	1			
13	ALVES (C)	DF	90						1	2			
15	NINO	DF	90										
20	CLAUDINHO	MF	64				1/2		1				
Substitutes:													
7	PAULINHO	FW	17	1			1/2			1			
17	MALCOM	FW	26							1			
19	REINIER	MF	17										
Totals				4	2	3	12/21	0/1	14	19	1		

GER - Germany													
No.	Name	Pos.	Min.	GF	GA	AS	SG/S	PK	Fouls		Y	Red Cards	
									FC	FS		2Y	R
1	MUELLER	GK	90		4								
2	HENRICHS	DF	90						4	2	1		
3	RAUM	DF	90			1	1/1		2				
4	UDUOKHAI	DF	90						2	2			
5	PIEPER	DF	45						1	1	1		
7	RICHTER	FW	68				0/2		1	1			
8	ARNOLD (C)	MF	63				0/1		4	1		1	
10	KRUSE	FW	68							1			
11	AMIRI	MF	73	1			2/2			3			
13	MAIER	MF	90						2				
17	STACH	MF	81						1		1		
Substitutes:													
6	ACHE	FW	22	1			2/2		1				
9	TEUCHERT	FW	17							1			
15	TORUNARIGHA	DF	45						1		1		
16	SCHLOTTERBECK	DF	9										
18	LOEWEN	MF	22							1			
Totals				2	4	1	5/8		19	13	4	1	

Legend:							
(C)	Captain	2Y	Indirect Red Card	AS	Assists	AVAR	Assistant VAR
DF	Defender	FC	Fouls Committed	FS	Fouls Suffered	FW	Forward
GA	Goals Against	GF	Goals For	GK	Goalkeeper	HT	Half-time
MF	Midfielder	Min.	Minutes Played	No.	Shirt Number		
PK	Penalty Kicks for (Converted/Attempts)	Pos.	Position	Pos.	Position	R	Direct Red Card
SG/S	Shots on Goal/Shots	VAR	Video Assistant Referee	Y	Single Yellow Card		



Match Report

公式記録 / Compte rendu du match

Match 8

CIV vs KSA

2:1 (1:1)

Match Officials:

Referee: CONGER Matt (NZL) **Assistant Referee 1:** RULE Mark (NZL) **VAR:** RACZKOWSKI Pawel (POL)
4th Official: GRINFEELD Orel (ISR) **Assistant Referee 2:** MAKASINI Tevita (TGA) **AVAR:** REINSHREIBER Roi (ISR)
Match Commissioner: SAARINEN Outi (FIN)
General Coordinator: MONTERROSA Mario (GUA)

CIV - Côte d'Ivoire

[16] GK IRA Eliezer
 [3] DF BAILLY Eric
 [4] DF DABILA Kouadio-Yves
 [5] DF DIALLO Ismael
 [6] DF SINGO Wilfried
 [7] MF DOUMBIA Idrissa ▼ 66'
 [8] MF KESSIE Franck ⚽ 66' □ 70'
 [10] FW DIALLO Amad ⚽ 66' ▼ 90'+1'
 [11] FW KOUAME Christian
 [12] MF KOUASSI Eboué
 [15] FW GRADEL Max (C) □ 86' ▼ 90'+2'

Substitutes:

[1] GK NAGOLI Maxime
 [2] DF GNAKA Silas
 [9] FW DAO Youssouf △ 66'
 [13] FW KEITA Kader
 [17] DF OUATTARA Zie
 [18] MF TIMITE Cheick △ 90'+1'
 [20] FW DOUMBIA Aboubacar △ 90'+2' ■ 90'+7

Head Coach HAIDARA Soualiho (CIV)

Additional Time:

First half: 2 min., second half: 9 min.

KSA - Saudi Arabia

[12] GK ALRUBAIE Mohammed
 [2] DF ABDULHAMID Saud
 [4] DF HINDI Abdulbasit
 [5] DF ALAMRI Abdulelah ⚽ 39' ▼ 76'
 [6] MF ALNAJI Sami □ 80'
 [7] MF ALFARAJ Salman (C) □ 90'+7
 [9] FW ALHAMDDAN Abdullah ▼ 63'
 [10] FW ALDAWSARI Salem ⚽ 44'
 [13] MF ALSHAHRANI Yasser ⚽ 44'
 [14] MF ALHASSAN Ali ▼ 76'
 [15] FW AHMED Aiman ▼ 67'

Substitutes:

[1] GK ALBUKHARI Amin
 [3] DF ALTUHAYFAN Hamad
 [11] FW ALGHANNAM Khalid △ 76'
 [16] DF ALDAWSARI Khalifah △ 76'
 [17] MF ALKHULAIF Ayman △ 67'
 [18] MF GHAREEB Abdulrahman △ 63'
 [20] MF MUKHTAR Ali

Head Coach ALSHEHRI Saad (KSA)

CIV - Côte d'Ivoire		KSA - Saudi Arabia	
	1:0	39'	⚽ ALAMRI [5]
		44'	1:1 ⚽ ALDAWSARI [10] - 1st Tournament Goal
		63'	⚽ YASSER [13] - 1st Tournament Assist
		66'	◆ In GHAREEB [18], out ALHAMDDAN [9]
		66'	◆ In DAO [9], out DOUMBIA [7]
	2:1	66'	⚽ KESSIE [8] - 1st Tournament Goal
		66'	⚽ DIALLO [10] - 1st Tournament Assist
		67'	◆ In ALKHULAIF [17], out AHMED [15]
		70'	□ KESSIE [8] - 1st Tournament Yellow Card
		76'	◆ In ALGHANNAM [11], out ALAMRI [5]
		76'	◆ In KHALIFAH [16], out ALHASSAN [14]
		80'	□ SAMI [6] - 1st Tournament Yellow Card
		86'	□ GRADEL [15] - 1st Tournament Yellow Card
		90'+1	◆ In T. CHEICK [18], out DIALLO [10]
		90'+2	◆ In A. DOUMBIA [20], out GRADEL [15]
		90'+7	□ ALFARAJ [7] - 1st Tournament Yellow Card
		90'+7	■ A. DOUMBIA [20] - 1st Tournament Red Card

Match events: ⚽ Goal scored ⚽ Own goal ⚽ Penalty scored — Penalty missed ⚽ Assist □ Yellow card □ 2Y ■ Red card ◆ Substitution



Match Report

公式記録 / Compte rendu du match

Match 8

CIV vs KSA

2:1 (1:1)

CIV - Côte d'Ivoire

6
2
16
2
12
0
0
0
2
0
1
44%
27

STATISTICS

Shots
Shots on Goal
Fouls
Corner Kicks
Free Kicks
Penalty Kicks
Offsides
Own Goals
Single Yellow Cards
Indirect Red Cards
Direct Red Cards
Ball Possession
Actual Playing Time

KSA - Saudi Arabia

7
2
11
5
17
0
2
1
2
0
0
56%
33

CIV - Côte d'Ivoire																			
No.	Name	Pos.	Min.	GF	GA	AS	SG/S	PK	Fouls		Y	Red Cards							
									FC	FS		2Y	R						
16	IRA	GK	90		1														
3	BAILLY	DF	90							1									
4	DABILA	DF	90						1										
5	DIALLO	DF	90				0/1		1										
6	WILFRIED	DF	90						1	2									
7	DOUMBIA	MF	66						2										
8	KESSIE	MF	90	1			1/2		3	2	1								
10	DIALLO	FW	89			1	1/2												
11	KOUAME	FW	90						1	1									
12	KOUASSI	MF	90				0/1		2	3									
15	GRADEL (C)	FW	89						5	1	1								
Substitutes:																			
9	DAO	FW	24								1								
18	T. CHEICK	MF	1																
20	A. DOUMBIA	FW	1										1						
				Own goals															
				Totals															
						1		1		2/6		16		11		2		1	

KSA - Saudi Arabia																			
No.	Name	Pos.	Min.	GF	GA	AS	SG/S	PK	Fouls		Y	Red Cards							
									FC	FS		2Y	R						
12	ALRUBAIE	GK	90		2														
2	S. ABDULHAMID	DF	90						1	3									
4	ABDULBASIT	DF	90																
5	ALAMRI	DF	76																
6	SAMI	MF	90				1/1		2	3	1								
7	ALFARAJ (C)	MF	90						4		1								
9	ALHAMDDAN	FW	63							1									
10	ALDAWSARI	FW	90	1			1/2		1	2									
13	YASSER	MF	90			1				1									
14	ALHASSAN	MF	76						1	2									
15	AHMED	FW	67				0/1			1									
Substitutes:																			
11	ALGHANNAM	FW	14				0/1		1										
16	KHALIFAH	DF	14						1										
17	ALKHULAIF	MF	23				0/1			2									
18	GHAREEB	MF	27				0/1												
				Totals															
						1		2		1		2/7		11		15		2	

Legend:							
(C)	Captain	2Y	Indirect Red Card	AS	Assists	AVAR	Assistant VAR
DF	Defender	FC	Fouls Committed	FS	Fouls Suffered	FW	Forward
GA	Goals Against	GF	Goals For	GK	Goalkeeper	MF	Midfielder
Min.	Minutes Played	No.	Shirt Number	PK	Penalty Kicks for (Converted/Attempts)	VAR	Video Assistant Referee
Pos.	Position	R	Direct Red Card	SG/S	Shots on Goal/Shots		
Y	Single Yellow Card						



Match Report

公式記録 / Compte rendu du match

Match 15

BRA vs CIV

0:0

Match Officials:

Referee: ELFATH Ismail (USA) **Assistant Referee 1:** PARKER Corey (USA) **VAR:** JURISEVIC Edvin (USA)
4th Official: JOVANOVIC Srdjan (SRB) **Assistant Referee 2:** ATKINS Kyle (USA) **AVAR:** ASHOUR Mahmoud (EGY)
Match Commissioner: SAARINEN Outi (FIN)
General Coordinator: MONTERROSA Mario (GUA)

BRA - Brazil

[1] GK SANTOS
[3] DF DIEGO CARLOS
[5] MF DOUGLAS LUIZ ■ 13'
[6] DF ARANA Guilherme
[8] MF GUIMARAES Bruno
[9] FW CUNHA Matheus ▼ 74'
[10] FW RICHARLISON ▼ 79'
[11] FW ANTONY ▼ 74'
[13] DF ALVES Dani (C)
[15] DF NINO
[20] MF CLAUDINHO

Substitutes:

[2] MF MENINO Gabriel
[7] FW PAULINHO △ 79'
[12] GK BRENNIO
[14] DF FUCHS Bruno
[16] DF ABNER
[17] FW MALCOM △ 74'
[21] FW MARTINELLI Gabriel △ 74'

Head Coach JARDINE Andre (BRA)

Additional Time:

First half: 4 min., second half: 6 min.

CIV - Côte d'Ivoire

[16] GK IRA Eliezer
[3] DF BAILLY Eric
[4] DF DABILA Kouadio-Yves
[5] DF DIALLO Ismael □ 19'
[6] DF SINGO Wilfried
[8] MF KESSIE Franck ▼ 90'+3'
[9] FW DAO Youssouf ▼ 75'
[10] FW DIALLO Amad ▼ 63'
[12] MF KOUASSI Eboue □ 65' □ 79'
[15] FW GRADEL Max (C) ▼ 90'+3'
[17] DF OUATTARA Zie ▼ 64'

Substitutes:

[2] DF GNAKA Silas
[7] MF DOUMBIA Idrissa △ 90'+3'
[11] FW KOUAME Christian △ 63'
[13] FW KEITA Kader △ 90'+3'
[18] MF TIMITE Cheick △ 75'
[19] DF KOUAO Koffi △ 64'
[22] GK TIE Nicolas

Head Coach HAIDARA Soualiho (CIV)

BRA - Brazil		CIV - Côte d'Ivoire	
DOUGLAS LUIZ [5] - 1st Tournament Red Card ■	13'		1st half
	19'	□ DIALLO [5] - 1st Tournament Yellow Card	
	63'	◆ In KOUAME [11], out DIALLO [10]	2nd half
	64'	◆ In KOUAO [19], out OUATTARA [17]	
	65'	□ KOUASSI [12] - 1st Tournament Yellow Card	
In MARTINELLI [21], out CUNHA [9] ◆	74'		
In MALCOM [17], out ANTONY [11] ◆	74'		
	75'	◆ In T. CHEICK [18], out DAO [9]	
In PAULINHO [7], out RICHARLISON [10] ◆	79'		
	79'	□ KOUASSI [12] - 1st Tournament Indirect Red Card	
	90'+3	◆ In KEITA [13], out KESSIE [8]	
	90'+3	◆ In DOUMBIA [7], out GRADEL [15]	

Match events: 🏆 Goal scored 🔄 Own goal 🚩 Penalty scored — Penalty missed 🙌 Assist □ Yellow card 🕒 2Y ■ Red card ◆ Substitution



Match Report

公式記録 / Compte rendu du match

Match 15

BRA vs CIV

0:0

BRA - Brazil	STATISTICS	CIV - Côte d'Ivoire
8	Shots	6
4	Shots on Goal	3
7	Fouls	13
11	Corner Kicks	4
13	Free Kicks	8
0	Penalty Kicks	0
1	Offsides	0
0	Own Goals	0
0	Single Yellow Cards	1
0	Indirect Red Cards	1
1	Direct Red Cards	0
56%	Ball Possession	44%
39	Actual Playing Time	30

BRA - Brazil													
No.	Name	Pos.	Min.	GF	GA	AS	SG/S	PK	Fouls		Y	Red Cards	
									FC	FS		2Y	R
1	SANTOS	GK	90										
3	DIEGO CARLOS	DF	90						1				
5	DOUGLAS LUIZ	MF	13						1				1
6	ARANA	DF	90				1/1			1			
8	GUIMARAES	MF	90						2	1			
9	CUNHA	FW	74				1/1			3			
10	RICHARLISON	FW	78						1	4			
11	ANTONY	FW	74				1/1			2			
13	ALVES (C)	DF	90				0/1		1				
15	NINO	DF	90										
20	CLAUDINHO	MF	90				1/3		1				
Substitutes:													
7	PAULINHO	FW	11										
17	MALCOM	FW	16				0/1						
21	MARTINELLI	FW	16							1			
Totals							4/8		7	12		1	

CIV - Côte d'Ivoire													
No.	Name	Pos.	Min.	GF	GA	AS	SG/S	PK	Fouls		Y	Red Cards	
									FC	FS		2Y	R
16	IRA	GK	90							1			
3	BAILLY	DF	90						1				
4	DABILA	DF	90						2				
5	DIALLO	DF	90						1		1		
6	WILFRIED	DF	90						1	1			
8	KESSIE	MF	89				1/1		1	2			
9	DAO	FW	75							1			
10	DIALLO	FW	63				2/3		1				
12	KOUASSI	MF	79						2			1	
15	GRADEL (C)	FW	89				0/2		2	1			
17	OUATTARA	DF	63						2				
Substitutes:													
7	DOUMBIA	MF	1										
11	KOUAME	FW	27										
13	KEITA	FW	1										
18	T. CHEICK	MF	15							1			
19	KOUAO	DF	26										
Totals							3/6		13	7	1	1	

Legend:			
(C)	Captain	2Y	Indirect Red Card
DF	Defender	FC	Fouls Committed
GA	Goals Against	GF	Goals For
Min.	Minutes Played	No.	Shirt Number
Pos.	Position	R	Direct Red Card
Y	Single Yellow Card	AS	Assists
		FS	Fouls Suffered
		GK	Goalkeeper
		PK	Penalty Kicks for (Converted/Attempts)
		SG/S	Shots on Goal/Shots
		AVAR	Assistant VAR
		FW	Forward
		MF	Midfielder
		VAR	Video Assistant Referee



Match Report

公式記録 / Compte rendu du match

Match 16

KSA vs GER

2:3 (1:2)

Match Officials:

Referee: GOMES Victor (RSA) **Assistant Referee 1:** MARENGULE Arsenio (MOZ) **VAR:** FU Ming (CHN)
4th Official: CONGER Matt (NZL) **Assistant Referee 2:** PHATSOANE Souru (LES) **AVAR:** MARTINS Tiago (POR)
Match Commissioner: SAARINEN Outi (FIN)
General Coordinator: MONTERROSA Mario (GUA)

KSA - Saudi Arabia

[12] GK ALRUBAIE Mohammed
 [2] DF ABDULHAMID Saud ⚽ 50' ▼ 86'
 [4] DF HINDI Abdulbasit ▼ 86'
 [5] DF ALAMRI Abdulelah
 [6] MF ALNAJI Sami ⚽ 30' ⚽ 50'
 [7] MF ALFARAJ Salman ▼ 86'
 [9] FW ALHAMDDAN Abdullah □ 90'+4
 [10] FW ALDAWSARI Salem
 [13] MF ALSHAHRANI Yasser
 [14] MF ALHASSAN Ali
 [17] MF ALKHULAIF Ayman ▼ 68'

Substitutes:

[1] GK ALBUKHARI Amin
 [3] DF ALTUHAYFAN Hamad △ 86'
 [11] FW ALGHANNAM Khalid
 [15] FW AHMED Aiman △ 86'
 [16] DF ALDAWSARI Khalifah △ 86'
 [18] MF GHAREEB Abdulrahman △ 86'
 [20] MF MUKHTAR Ali

Head Coach ALSHEHRI Saad (KSA)

Additional Time:

First half: 3 min., second half: 6 min.

GER - Germany

[1] GK MUELLER Florian
 [2] DF HENRICHS Benjamin
 [3] DF RAUM David
 [4] DF UDUOKHAI Felix ⚽ 75'
 [5] DF PIEPER Amos ■ 67'
 [6] FW ACHE Ragnar ⚽ 43' ▼ 83'
 [9] FW TEUCHERT Cedric ⚽ 11' ▼ 69'
 [10] FW KRUSE Max ⚽ 75'
 [11] MF AMIRI Nadiem ⚽ 11' ▼ 73'
 [13] MF MAIER Arne ▼ 70'
 [18] MF LOEWEN Eduard

Substitutes:

[7] FW RICHTER Marco △ 83'
 [12] GK BRODERSEN Svend
 [15] DF TORUNARIGHA Jordan △ 69'
 [16] DF SCHLOTTERBECK Keven △ 73'
 [17] MF STACH Anton △ 70'
 [22] GK PLOGMANN Luca
 [8] MF ARNOLD Maximilian (N)

Head Coach KUNTZ Stefan (GER)

KSA - Saudi Arabia		GER - Germany		
	11'	0:1	⚽ AMIRI [11] - 2nd Tournament Goal ⚽ TEUCHERT [9] - 1st Tournament Assist	1st half
	SAMI [6] - 1st Tournament Goal ⚽ 1:1 30'			
	43'	1:2	⚽ ACHE [6] - 2nd Tournament Goal	
	SAMI [6] - 2nd Tournament Goal ⚽ 2:2 50'			2nd half
	S. ABDULHAMID [2] - 1st Tournament Assist ⚽			
	67'		■ PIEPER [5] - 1th Tournament Red Card	
	In GHAREEB [18], out ALKHULAIF [17] ◆			
	68'			
	69'		◆ In TORUNARIGHA [15], out TEUCHERT [9]	
	70'		◆ In STACH [17], out MAIER [13]	
	73'		◆ In SCHLOTTERBECK [16], out AMIRI [11]	
	75'	2:3	⚽ UDUOKHAI [4] - 1st Tournament Goal ⚽ KRUSE [10] - 1st Tournament Assist	
	83'		◆ In RICHTER [7], out ACHE [6]	
	In HAMAD [3], out S. ABDULHAMID [2] ◆			
	86'			
	In KHALIFAH [16], out ABDULBASIT [4] ◆			
	86'			
	In AHMED [15], out ALFARAJ [7] ◆			
	86'			
	ALHAMDDAN [9] - 1st Tournament Yellow Card □			
	90'+4			

Match events: ⚽ Goal scored ⚽ Own goal ⚽ Penalty scored — Penalty missed ⚽ Assist □ Yellow card □ 2Y ■ Red card ◆ Substitution



Match Report

公式記録 / Compte rendu du match

Match 16

KSA vs GER

2:3 (1:2)

KSA - Saudi Arabia

STATISTICS

GER - Germany

14	Shots	18
5	Shots on Goal	9
11	Fouls	13
8	Corner Kicks	3
12	Free Kicks	10
0	Penalty Kicks	0
0	Offsides	0
0	Own Goals	0
1	Single Yellow Cards	0
0	Indirect Red Cards	0
0	Direct Red Cards	1
56%	Ball Possession	44%
37	Actual Playing Time	29

KSA - Saudi Arabia

No.	Name	Pos.	Min.	GF	GA	AS	SG/S	PK	Fouls		Y	Red Cards	
									FC	FS		2Y	R
12	ALRUBAIE	GK	90		3								
2	S. ABDULHAMID	DF	86			1							
4	ABDULBASIT	DF	86										
5	ALAMRI	DF	90				0/1		3	1			
6	SAMI	MF	90	2			2/3		1	1			
7	ALFARAJ (C)	MF	86				1/1		1	1			
9	ALHAMDDAN	FW	90						1		1		
10	ALDAWSARI	FW	90				2/6		2	3			
13	YASSER	MF	90				0/1		1	1			
14	ALHASSAN	MF	90						1	2			
17	ALKHULAIF	MF	68				0/1		2	2			
Substitutes:													
3	HAMAD	DF	4							1			
15	AHMED	FW	4										
16	KHALIFAH	DF	4										
18	GHAREEB	MF	22				0/1						
Totals				2	3	1	5/14		11	12	1		

GER - Germany

No.	Name	Pos.	Min.	GF	GA	AS	SG/S	PK	Fouls		Y	Red Cards	
									FC	FS		2Y	R
1	MUELLER	GK	90		2								
2	HENRICHS	DF	90				0/1		1	1			
3	RAUM	DF	90						2	1			
4	UDUOKHAI	DF	90	1			1/1			1			
5	PIEPER	DF	67						3				1
6	ACHE	FW	83	1			4/7		1	2			
9	TEUCHERT	FW	69			1	1/1						
10	KRUSE	FW	90			1	1/2		3	1			
11	AMIRI	MF	73	1			1/4		1				
13	MAIER	MF	70						1	1			
18	LOEWEN	MF	90				1/2		1				
Substitutes:													
7	RICHTER	FW	7										
15	TORUNARIGHA	DF	21							1			
16	SCHLOTTERBECK	DF	17										
17	STACH	MF	20							1			
Totals				3	2	2	9/18		13	9		1	

Legend:

(C) Captain	2Y Indirect Red Card	AS Assists	AVAR Assistant VAR
DF Defender	FC Fouls Committed	FS Fouls Suffered	FW Forward
GA Goals Against	GF Goals For	GK Goalkeeper	MF Midfielder
Min. Minutes Played	N Not eligible to play	No. Shirt Number	R Direct Red Card
PK Penalty Kicks for (Converted/Attempts)	VAR Video Assistant Referee	Pos. Position	
SG/S Shots on Goal/Shots		Y Single Yellow Card	



Match Report

公式記録 / Compte rendu du match

Match 23

KSA vs BRA

1:3 (1:1)

Match Officials:

Referee: WEYESA Bamlaku Tessema (ETH) **Assistant Referee 1:** IBRAHIM Mohammed (SUD) **VAR:** MILLOT Benoit (FRA)
4th Official: JOVANOVIC Srdjan (SRB) **Assistant Referee 2:** CHERUIYOT Gilbert (KEN) **AVAR:** MARTINS Tiago (POR)
Match Commissioner: SHAHRIYARI Paria (IRI)
General Coordinator: SHIN Man Gil (KOR)

KSA - Saudi Arabia

[1] GK ALBUKHARI Amin □ 90'+1
[2] DF ABDULHAMID Saud
[4] DF HINDI Abdulbasit
[5] DF ALAMRI Abdulelah ⚽ 27'
[6] MF ALNAJI Sami ▼ 61'
[7] MF ALFARAJ Salman ⚽ 27' ▼ 89'
[9] FW ALHAMDDAN Abdullah ▼ 76'
[10] FW ALDAWSARI Salem
[13] MF ALSHAHRANI Yasser □ 29'
[14] MF ALHASSAN Ali ▼ 61'
[16] DF ALDAWSARI Khalifah □ 80' ▼ 89'

Substitutes:

[8] MF ALOMRAN Nasser △ 89'
[11] FW ALGHANNAM Khalid △ 89'
[18] MF GHAREEB Abdulrahman △ 61'
[19] FW ALBRIKAN Feras △ 76'
[20] MF MUKHTAR Ali △ 61' □ 74'
[21] DF TARMIN Hassuna
[22] GK ALBAWARDI Zaid

Head Coach ALSHEHRI Saad (KSA)

Additional Time:

First half: 3 min., second half: 7 min.

BRA - Brazil

[1] GK SANTOS
[3] DF DIEGO CARLOS
[6] DF ARANA Guilherme □ 26' ▼ 88'
[8] MF GUIMARAES Bruno ⚽ 76' ▼ 84'
[9] FW CUNHA Matheus ⚽ 14' ▼ 84'
[10] FW RICHARLISON ⚽ 76' ⚽ 90'+3
[11] FW ANTONY ▼ HT
[13] DF ALVES Dani (C) □ 90'+8
[15] DF NINO
[18] MF MATHEUS HENRIQUE
[20] MF CLAUDINHO ⚽ 14' ▼ 71'

Substitutes:

[2] MF MENINO Gabriel △ 84'
[14] DF FUCHS Bruno
[16] DF ABNER △ 88'
[17] FW MALCOM △ HT
[19] MF REINIER △ 71' ⚽ 90'+3
[21] FW MARTINELLI Gabriel △ 84' □ 90'+6
[22] GK LUCAO

Head Coach JARDINE Andre (BRA)

KSA - Saudi Arabia		BRA - Brazil	
	14'	0:1	⚽ CUNHA [9] - 1st Tournament Goal 1st half
	26'		⚽ CLAUDINHO [20] - 1st Tournament Assist
	27'		□ ARANA [6] - 1st Tournament Yellow Card
	27'	1:1	⚽ ALAMRI [5] - 1st Tournament Goal
			⚽ ALFARAJ [7] - 1st Tournament Assist
	29'		□ YASSER [13] - 1st Tournament Yellow Card
	HT		◀ In MALCOM [17], out ANTONY [11]
	61'		◀ In M. ALI [20], out ALHASSAN [14]
	61'		◀ In GHAREEB [18], out SAMI [6]
	71'		◀ In REINIER [19], out CLAUDINHO [20]
	74'		□ M. ALI [20] - 1st Tournament Yellow Card
	76'	1:2	⚽ RICHARLISON [10] - 4th Tournament Goal
	76'		⚽ GUIMARAES [8] - 2nd Tournament Assist
	76'		◀ In ALBRIKAN [19], out ALHAMDDAN [9]
	80'		□ KHALIFAH [16] - 1st Tournament Yellow Card
	84'		◀ In MENINO [2], out GUIMARAES [8]
	84'		◀ In MARTINELLI [21], out CUNHA [9]
	89'		◀ In ALOMRAN [8], out ALFARAJ [7]
	89'		◀ In ALGHANNAM [11], out KHALIFAH [16]
	88'		◀ In ABNER [16], out ARANA [6]
	90'+3	1:3	⚽ RICHARLISON [10] - 5th Tournament Goal
	90'+6		⚽ REINIER [19] - 1st Tournament Assist
	90'+6		□ MARTINELLI [21] - 1st Tournament Yellow Card
	90'+1		□ AMIN [1] - 1st Tournament Yellow Card
	90'+8		□ ALVES [13] - 1st Tournament Yellow Card

Match events: ⚽ Goal scored ⚽ Own goal ⚽ Penalty scored — Penalty missed ⚽ Assist □ Yellow card □ 2Y ■ Red card ◀ Substitution



Match Report

公式記録 / Compte rendu du match

Match 23

KSA vs BRA

1:3 (1:1)

KSA - Saudi Arabia

STATISTICS

BRA - Brazil

4	Shots	15
1	Shots on Goal	8
16	Fouls	14
3	Corner Kicks	11
13	Free Kicks	14
0	Penalty Kicks	0
2	Offsides	2
0	Own Goals	0
4	Single Yellow Cards	3
0	Indirect Red Cards	0
0	Direct Red Cards	0
48%	Ball Possession	52%
33	Actual Playing Time	35

KSA - Saudi Arabia

No.	Name	Pos.	Min.	GF	GA	AS	SG/S	PK	Fouls		Y	Red Cards	
									FC	FS		2Y	R
1	AMIN	GK	90		3					1	1		
2	S. ABDULHAMID	DF	90						3	1			
4	ABDULBASIT	DF	90							1			
5	ALAMRI	DF	90	1			1/1						
6	SAMI	MF	61						2	2			
7	ALFARAJ (C)	MF	89			1			2	3			
9	ALHAMDDAN	FW	76						3	2			
10	ALDAWSARI	FW	90				0/1		1	1			
13	YASSER	MF	90						2	1	1		
14	ALHASSAN	MF	61										
16	KHALIFAH	DF	89						2	2	1		
Substitutes:													
8	ALOMRAN	MF	1										
11	ALGHANNAM	FW	1										
18	GHAREEB	MF	29				0/2						
19	ALBRIKAN	FW	14						1				
20	M. ALI	MF	29								1		
Totals				1	3	1	1/4		16	14	4		

BRA - Brazil

No.	Name	Pos.	Min.	GF	GA	AS	SG/S	PK	Fouls		Y	Red Cards	
									FC	FS		2Y	R
1	SANTOS	GK	90		1								
3	DIEGO CARLOS	DF	90						2				
6	ARANA	DF	88				0/2		1	1	1		
8	GUIMARAES	MF	84			1	0/1		1	4			
9	CUNHA	FW	84	1			1/3			1			
10	RICHARLISON	FW	90	2			5/5		4	3			
11	ANTONY	FW	45				0/1			2			
13	ALVES (C)	DF	90						3		1		
15	NINO	DF	90							2			
18	MATHEUS HENRIQUE	MF	90						1				
20	CLAUDINHO	MF	71			1	1/2		2	3			
Substitutes:													
2	MENINO	MF	6										
16	ABNER	DF	2										
17	MALCOM	FW	45										
19	REINIER	MF	19			1	1/1						
21	MARTINELLI	FW	6								1		
Totals				3	1	3	8/15		14	16	3		

Legend:

(C)	Captain	2Y	Indirect Red Card	AS	Assists	AVAR	Assistant VAR
DF	Defender	FC	Fouls Committed	FS	Fouls Suffered	FW	Forward
GA	Goals Against	GF	Goals For	GK	Goalkeeper	HT	Half-time
MF	Midfielder	Min.	Minutes Played	No.	Shirt Number		
PK	Penalty Kicks for (Converted/Attempts)	Pos.	Position	Pos.	Position	R	Direct Red Card
SG/S	Shots on Goal/Shots	VAR	Video Assistant Referee	Y	Single Yellow Card		



Match Report

公式記録 / Compte rendu du match

Match 24

GER vs CIV

1:1 (0:0)

Match Officials:

Referee: GONZALEZ Leodan (URU) **Assistant Referee 1:** TARAN Nicolas (URU) **VAR:** VIGLIANO Mauro (ARG)
4th Official: BEATH Chris (AUS) **Assistant Referee 2:** TRINIDAD Richard (URU) **AVAR:** REINSHREIBER Roi (ISR)
Match Commissioner: HIRAI Tetsu (JPN)
General Coordinator: JANSSENS Priscilla (BRA)

GER - Germany

[1] GK MUELLER Florian
 [2] DF HENRICHS Benjamin ⚡ 67'
 [3] DF RAUM David
 [4] DF UDUOKHAI Felix
 [6] FW ACHE Ragnar
 [7] FW RICHTER Marco ▼ 62'
 [8] MF ARNOLD Maximilian (C) □ 30' ▼ HT
 [10] FW KRUSE Max
 [11] MF AMIRI Nadiem ▼ 88'
 [13] MF MAIER Arne ▼ 79'
 [15] DF TORUNARIGHA Jordan

Substitutes:

[9] FW TEUCHERT Cedric △ 62'
 [12] GK BRODERSEN Svend
 [16] DF SCHLOTTERBECK Keven △ 88'
 [17] MF STACH Anton △ 79'
 [18] MF LOEWEN Eduard △ HT ⚡ 73'
 [22] GK PLOGMANN Luca
 [5] DF PIEPER Amos (N)

Head Coach KUNTZ Stefan (GER)

CIV - Côte d'Ivoire

[16] GK IRA Eliezer
 [3] DF BAILLY Eric
 [4] DF DABILA Kouadio-Yves
 [5] DF DIALLO Ismael
 [6] DF SINGO Wilfried
 [7] MF DOUMBIA Idrissa ▼ 57'
 [8] MF KESSIE Franck
 [9] FW DAO Youssouf
 [11] FW KOUAME Christian □ 1' ▼ 90'+3'
 [13] FW KEITA Kader □ 21'
 [15] FW GRADEL Max

Substitutes:

[1] GK NAGOLI Maxime
 [2] DF GNAKA Silas
 [10] FW DIALLO Amad △ 57'
 [17] DF OUATTARA Zie △ 90'+3'
 [18] MF TIMITE Cheick
 [19] DF KOUAO Koffi
 [22] GK TIE Nicolas

Head Coach HAIDARA Soualiho (CIV)

Additional Time:

First half: 2 min., second half: 5 min.

GER - Germany		CIV - Côte d'Ivoire	
	1'	□	KOUAME [11] - 1st Tournament Yellow Card
	21'	□	KEITA [13] - 1st Tournament Yellow Card
ARNOLD [8] - 1st Tournament Yellow Card	30'		
In LOEWEN [18], out ARNOLD [8]	HT		
	57'	◆	In DIALLO [10], out DOUMBIA [7]
In TEUCHERT [9], out RICHTER [7]	62'		2nd half
HENRICHS [2]	67'	⚡	0:1
LOEWEN [18] - 1st Tournament Goal	73'	⚡	1:1
In STACH [17], out MAIER [13]	79'	◆	
In SCHLOTTERBECK [16], out AMIRI [11]	88'	◆	
	90'+3	◆	In OUATTARA [17], out KOUAME [11]

Match events: ⚡ Goal scored ⚡ Own goal ⚡ Penalty scored — Penalty missed ⚡ Assist □ Yellow card □ 2Y ■ Red card ◆ Substitution



Match Report

公式記録 / Compte rendu du match

Match 24

GER vs CIV

1:1 (0:0)

GER - Germany	STATISTICS	CIV - Côte d'Ivoire
10	Shots	10
4	Shots on Goal	2
12	Fouls	7
7	Corner Kicks	6
2	Free Kicks	9
0	Penalty Kicks	0
4	Offsides	1
1	Own Goals	0
1	Single Yellow Cards	2
0	Indirect Red Cards	0
0	Direct Red Cards	0
53%	Ball Possession	47%
34	Actual Playing Time	31

GER - Germany

No.	Name	Pos.	Min.	GF	GA	AS	SG/S	PK	Fouls		Y	Red Cards	
									FC	FS		2Y	R
1	MUELLER	GK	90		1								
2	HENRICH	DF	90						4				
3	RAUM	DF	90						2	1			
4	UDUOKHAI	DF	90							1			
6	ACHE	FW	90				0/3		1				
7	RICHTER	FW	62				2/3			1			
8	ARNOLD (C)	MF	45						2		1		
10	KRUSE	FW	90				0/1			1			
11	AMIRI	MF	88						1	2			
13	MAIER	MF	79										
15	TORUNARIGHA	DF	90							1			
Substitutes:													
9	TEUCHERT	FW	28				1/1						
16	SCHLOTTERBECK	DF	2										
17	STACH	MF	11						2				
18	LOEWEN	MF	45	1			1/2						
Totals				1	1		4/10		12	7	1		

CIV - Côte d'Ivoire

No.	Name	Pos.	Min.	GF	GA	AS	SG/S	PK	Fouls		Y	Red Cards	
									FC	FS		2Y	R
16	IRA	GK	90		1								
3	BAILLY	DF	90						1	1			
4	DABILA	DF	90							1			
5	DIALLO	DF	90							2			
6	WILFRIED	DF	90				0/1						
7	DOUMBIA	MF	57							1			
8	KESSIE	MF	90							2			
9	DAO	FW	90				0/1			1			
11	KOUAME	FW	89				1/3		3	1	1		
13	KEITA	FW	90						1		1		
15	GRADEL (C)	FW	90				1/4		2	1			
Substitutes:													
10	DIALLO	FW	33				0/1			1			
17	OUATTARA	DF	1										
Own goals				1									
Totals				1	1		2/10		7	10	2		

Legend:

(C)	Captain	2Y	Indirect Red Card	AS	Assists	AVAR	Assistant VAR
DF	Defender	FC	Fouls Committed	FS	Fouls Suffered	FW	Forward
GA	Goals Against	GF	Goals For	GK	Goalkeeper	HT	Half-time
MF	Midfielder	Min.	Minutes Played	N	Not eligible to play	No.	Shirt Number
PK	Penalty Kicks for (Converted/Attempts)	VAR	Video Assistant Referee	Pos.	Position	R	Direct Red Card
SG/S	Shots on Goal/Shots			Y	Single Yellow Card		



Match Report

公式記録 / Compte rendu du match

Match 25

JPN vs NZL

0:0 AET 4:2 PSO

Match Officials:

Referee: ELFATH Ismail (USA) **Assistant Referee 1:** PARKER Corey (USA) **VAR:** PENSO Chris (USA)
4th Official: GOMES Victor (RSA) **Assistant Referee 2:** ATKINS Kyle (USA) **AVAR:** MARTINS Tiago (POR)
Match Commissioner: HUANG Jerry (CHN)
General Coordinator: DUEHMERT Katharina (GER)

JPN - Japan

[12] GK TANI Kosei
 [5] DF YOSHIDA Maya (C)
 [6] MF ENDO Wataru
 [7] MF KUBO Takefusa
 [10] MF DOAN Ritsu ▼ ETHT
 [13] DF HATATE Reo ▼ FT
 [14] DF TOMIYASU Takehiro □ 89'
 [15] DF HASHIOKA Daiki
 [16] MF SOMA Yuki ▼ 69'
 [17] MF TANAKA Ao ▼ FT
 [19] FW HAYASHI Daichi ▼ 69'

Substitutes:

[1] GK OSAKO Keisuke
 [3] DF NAKAYAMA Yuta △ 69'
 [4] DF ITAKURA Kou △ FT
 [8] MF MIYOSHI Koji △ ETHT □ 114'
 [9] FW MAEDA Daizen
 [11] MF MITOMA Kaoru △ FT
 [18] FW UEDA Ayase △ 69'

Head Coach MORIYASU Hajime (JPN)

NZL - New Zealand

[1] GK WOOD Michael
 [2] DF REID Winston (C) ▼ 51'
 [3] DF CACACE Liberato □ 71'
 [4] DF PIJNAKER Nando
 [6] MF LEWIS Clayton
 [8] MF BELL Joe □ 19'
 [9] FW WOOD Chris
 [16] MF STENSNESS Gianni □ 55'
 [17] DF ELLIOT Callan ▼ 79'
 [18] FW WAINE Ben ▼ 84'
 [19] FW GARBETT Matthew □ 64' ▼ 79'

Substitutes:

[7] FW JUST Elijah △ 79'
 [11] FW CHAMPNESS Joe △ 84'
 [12] FW McCOWATT Callum △ 51'
 [13] GK SEARLE Jamie
 [14] DF STANGER George
 [15] DF INGHAM Dane △ 79'
 [20] MF SUTTON Sam

Head Coach HAY Danny (NZL)

Additional Time:

First half: 1 min., second half: 3 min., first extra time: 0 min., second extra time: 0 min.

Penalty Shoot-out

UEDA Ayase	Goal	1 - 1	WOOD Chris	Goal	0 - 1
ITAKURA Kou	Goal	2 - 1	CACACE Liberato	Saved	1 - 1
NAKAYAMA Yuta	Goal	3 - 1	LEWIS Clayton	Missed	2 - 1
YOSHIDA Maya	Goal	4 - 2	McCOWATT Callum	Goal	3 - 2

JPN - Japan	NZL - New Zealand
	19' □ BELL [8] - 1st Tournament Yellow Card
	51' ◆ In McCOWATT [12], out REID [2]
	55' □ STENSNESS [16] - 1st Tournament Yellow Card
	64' □ GARBETT [19] - 2nd Tournament Yellow Card
In UEDA [18], out HAYASHI [19] ◆	69'
In NAKAYAMA [3], out SOMA [16] ◆	69'
	71' □ CACACE [3] - 1st Tournament Yellow Card
	79' ◆ In JUST [7], out GARBETT [19]
	79' ◆ In INGHAM [15], out ELLIOT [17]
	84' ◆ In CHAMPNESS [11], out WAINE [18]
TOMIYASU [14] - 2nd Tournament Yellow Card □	89'
In ITAKURA [4], out TANAKA [17] ◆	FT
In MITOMA [11], out HATATE [13] ◆	FT
In MIYOSHI [8], out DOAN [10] ◆	ETHT
MIYOSHI [8] - 1st Tournament Yellow Card □	114'
	2nd extra time

Match events: 🏆 Goal scored 🏠 Own goal 🟡 Penalty scored — Penalty missed 🙋 Assist □ Yellow card 🕒 2Y 🟠 Red card ◆ Substitution



Match Report

公式記録 / Compte rendu du match

Match 25

JPN vs NZL

0:0 AET 4:2 PSO

JPN - Japan	STATISTICS	NZL - New Zealand
21	Shots	8
4	Shots on Goal	2
18	Fouls	25
8	Corner Kicks	3
28	Free Kicks	19
0	Penalty Kicks	0
1	Offsides	2
0	Own Goals	0
2	Single Yellow Cards	4
0	Indirect Red Cards	0
0	Direct Red Cards	0
53%	Ball Possession	47%
46	Actual Playing Time	40

JPN - Japan

No.	Name	Pos.	Min.	GF	GA	AS	SG/S	PK	Fouls		Y	Red Cards	
									FC	FS		2Y	R
12	TANI	GK	120										
5	YOSHIDA (C)	DF	120				0/1			3			
6	ENDO	MF	120				0/1		6	3			
7	KUBO	MF	120				3/4		1	3			
10	DOAN	MF	105				0/6			4			
13	HATATE	DF	90				0/2		1				
14	TOMIYASU	DF	120				0/1		2	1	1		
15	HASHIOKA	DF	120						4	3			
16	SOMA	MF	69				1/1			2			
17	TANAKA	MF	90				0/1			1			
19	HAYASHI	FW	69						1				
Substitutes:													
3	NAKAYAMA	DF	51						1	1			
4	ITAKURA	DF	30				0/2		1	1			
8	MIYOSHI	MF	15						1		1		
11	MITOMA	MF	30							1			
18	UEDA	FW	51				0/2						
Totals							4/21		18	23	2		

NZL - New Zealand

No.	Name	Pos.	Min.	GF	GA	AS	SG/S	PK	Fouls		Y	Red Cards	
									FC	FS		2Y	R
1	WOUND	GK	120										
2	REID (C)	DF	51										
3	CACACE	DF	120				0/1		4	1	1		
4	PIJNAKER	DF	120						2				
6	LEWIS	MF	120				0/2		2	1			
8	BELL	MF	120						2	2	1		
9	WOOD	FW	120						2	2			
16	STENSNESS	MF	120						2		1		
17	ELLIOT	DF	79						1				
18	WAINE	FW	84						2	1			
19	GARBETT	FW	79				0/2		2	3	1		
Substitutes:													
7	JUST	FW	41				0/1			1			
11	CHAMPNESS	FW	36				1/1		3	2			
12	McCOWATT	FW	69				1/1		1	3			
15	INGHAM	DF	41						2				
Totals							2/8		25	16	4		

Legend:

(C)	Captain	2Y	Indirect Red Card	AET	After Extra Time	AS	Assists
AVAR	Assistant VAR	DF	Defender	FC	Fouls Committed	FS	Fouls Suffered
FT	Full Time	FW	Forward	GA	Goals Against	GF	Goals For
GK	Goalkeeper	MF	Midfielder	Min.	Minutes Played	No.	Shirt Number
PK	Penalty Kicks for (Converted/Attempts)	Pos.	Position	PSO	Penalty Shoot-out	Y	Single Yellow Card
R	Direct Red Card	SG/S	Shots on Goal/Shots	VAR	Video Assistant Referee		



Match Report

公式記録 / Compte rendu du match

REVISED
31 JUL 23:42

Match 26

KOR vs MEX

3:6 (1:3)

Match Officials:

Referee: GRINFEELD Orel (ISR) **Assistant Referee 1:** HASSAN Roy (ISR) **VAR:** REINSHREIBER Roi (ISR)
4th Official: JOVANOVIC Srdjan (SRB) **Assistant Referee 2:** YARKONI Idan (ISR) **AVAR:** RACZKOWSKI Pawel (POL)
Match Commissioner: SAARINEN Outi (FIN)
General Coordinator: MONTERROSA Mario (GUA)

KOR - Republic of Korea

[1] GK SONG Bumkeun
[4] DF PARK Jisu ▼ 81'
[5] DF JEONG Taewook (C) □ 34' ⚽ 90'+1
[10] MF LEE Donggyeong ⚽ 20' ⚽ 51'
[11] FW LEE Dongjun
[12] DF SEOL Youngwoo
[13] DF KIM Jinya ⚽ 51'
[14] MF KIM Donghyun ▼ HT
[16] FW HWANG Uijo ⚽ 90'+1
[19] DF KANG Yoonseong □ 38' ▼ HT
[21] MF KIM Jingyu ⚽ 20' ▼ HT

Substitutes:

[3] DF KIM Jaewoo △ 81'
[6] MF JEONG Seungwon
[7] MF KWON Changhoon △ HT
[8] MF LEE Kangin △ 73'
[15] MF WON Dujae △ HT □ 49'
[17] FW UM Wonsang △ HT ▼ 73'
[18] GK AHN Joonsoo

Head Coach KIM Hagbum (KOR)

MEX - Mexico

[13] GK OCHOA Guillermo (C)
[2] DF SANCHEZ Jorge □ 76'
[3] DF MONTES Cesar
[5] DF VASQUEZ Johan □ 32' ▼ 80'
[6] DF LORONA Vladimir ⚽ 63'
[7] MF ROMO Luis ⚽ 12' ⚽ 30'
[9] FW MARTIN Henry ⚽ 12' ⚽ 54' ▼ 78'
[11] FW VEGA Alexis ⚽ 30' ▼ 78'
[15] FW ANTUNA Uriel ▼ 73'
[16] MF ESQUIVEL Joaquin
[17] MF CORDOVA Sebastian ⚽ 39' ⚽ 54' ⚽ 63' ▼ 73'

Substitutes:

[1] GK MALAGON Luis
[4] DF ANGULO Jesus △ 80' □ 90'
[10] FW LAINEZ Diego △ 73' ⚽ 84'
[18] FW AGUIRRE Eduardo △ 78' ⚽ 84'
[19] FW ANGULO Ricardo △ 78'
[20] MF BELTRAN Fernando △ 73'
[21] FW ALVARADO Roberto

Head Coach LOZANO Jaime (MEX)

Additional Time:

First half: 3 min., second half: 4 min.

KOR - Republic of Korea		MEX - Mexico		
	12'	0:1	⚽ MARTIN [9] - 2nd Tournament Goal ⚽ ROMO [7] - 2nd Tournament Assist	1st half
LEE [10] - 1st Tournament Goal KIM [21] - 1st Tournament Assist	⚽ 1:1 ⚽ 20'			
	30'	1:2	⚽ ROMO [7] - 2nd Tournament Goal ⚽ VEGA [11] - 1st Tournament Assist	
JEONG [5] - 1st Tournament Yellow Card KANG [19] - 1st Tournament Yellow Card	□ 32' □ 34' □ 38'		□ VASQUEZ [5] - 1st Tournament Yellow Card	
	39'	1:3	⚽ CORDOVA [17] - 2nd Tournament Goal	
In KWON [7], out KIM [14] In UM [17], out KANG [19] In WON [15], out KIM [21]	◆ HT ◆ HT ◆ HT			
WON [15] - 1st Tournament Yellow Card LEE [10] - 2nd Tournament Goal KIM [13] - 1st Tournament Assist	□ 49' ⚽ 2:3 ⚽ 51'			2nd half
	54'	2:4	⚽ MARTIN [9] - 3rd Tournament Goal ⚽ CORDOVA [17] - 1st Tournament Assist	
	63'	2:5	⚽ CORDOVA [17] - 3rd Tournament Goal ⚽ LORONA [6] - 1st Tournament Assist	
	73'		◆ In LAINEZ [10], out ANTUNA [15] ◆ In BELTRAN [20], out CORDOVA [17]	
In LEE [8], out UM [17]	◆ 73'			
	76'		□ SANCHEZ [2] - 2nd Tournament Yellow Card	
	78'		◆ In ANGULO [19], out VEGA [11]	
	78'		◆ In AGUIRRE [18], out MARTIN [9]	
	80'		◆ In ANGULO [4], out VASQUEZ [5]	
In KIM [3], out PARK [4]	◆ 81'			
	84'	2:6	⚽ AGUIRRE [18] - 2nd Tournament Goal ⚽ LAINEZ [10] - 2nd Tournament Assist	
	90'		□ ANGULO [4] - 1st Tournament Yellow Card	
HWANG [16] - 4th Tournament Goal JEONG [5] - 1st Tournament Assist	⚽ 3:6 ⚽ 90'+1			

Match events: ⚽ Goal scored ⚽ Own goal ⚽ Penalty scored — Penalty missed ⚽ Assist □ Yellow card □ 2Y ■ Red card ◆ Substitution



Match Report

公式記録 / Compte rendu du match

REVISED
 31 JUL 23:42

Match 26

KOR vs MEX

3:6 (1:3)

KOR - Republic of Korea

15
10
17
8
20
0
0
0
3
0
0
55%
32

STATISTICS

Shots
Shots on Goal
Fouls
Corner Kicks
Free Kicks
Penalty Kicks
Offsides
Own Goals
Single Yellow Cards
Indirect Red Cards
Direct Red Cards
Ball Possession
Actual Playing Time

MEX - Mexico

14
10
18
3
16
1
2
0
3
0
0
45%
26

KOR - Republic of Korea

No.	Name	Pos.	Min.	GF	GA	AS	SG/S	PK	Fouls		Y	Red Cards	
									FC	FS		2Y	R
1	SONG	GK	90		6								
4	PARK	DF	81						2				
5	JEONG (C)	DF	90			1			2		1		
10	LEE	MF	90	2			4/6		2	1			
11	LEE	FW	90				1/1		2	5			
12	SEOL	DF	90						2	3			
13	KIM	DF	90			1			1	2			
14	KIM	MF	45										
16	HWANG	FW	90	1			2/3			3			
19	KANG	DF	45						2		1		
21	KIM	MF	45			1			1				
Substitutes:													
3	KIM	DF	9										
7	KWON	MF	45				0/1			2			
8	LEE	MF	17				2/3			2			
15	WON	MF	45						3		1		
17	UM	FW	28				1/1						
Totals				3	6	3	10/15			17	18	3	

MEX - Mexico

No.	Name	Pos.	Min.	GF	GA	AS	SG/S	PK	Fouls		Y	Red Cards	
									FC	FS		2Y	R
13	OCHOA (C)	GK	90		3								
2	SANCHEZ	DF	90						3	3	1		
3	MONTES	DF	90						2				
5	VASQUEZ	DF	80						2		1		
6	LORONA	DF	90			1			3	3			
7	ROMO	MF	90	1		1	1/3		2	2			
9	MARTIN	FW	78	2			2/2		1	3			
11	VEGA	FW	78			1				2			
15	ANTUNA	FW	73				1/1			2			
16	ESQUIVEL	MF	90						3				
17	CORDOVA	MF	73	2		1	3/4	1/1		2			
Substitutes:													
4	ANGULO	DF	10						1		1		
10	LAINEZ	FW	17			1							
18	AGUIRRE	FW	12	1			2/2						
19	ANGULO	FW	12				1/1		1				
20	BELTRAN	MF	17				0/1						
Totals				6	3	5	10/14	1/1		18	17	3	

Legend:

(C)	Captain	2Y	Indirect Red Card	AS	Assists	AVAR	Assistant VAR
DF	Defender	FC	Fouls Committed	FS	Fouls Suffered	FW	Forward
GA	Goals Against	GF	Goals For	GK	Goalkeeper	HT	Half-time
MF	Midfielder	Min.	Minutes Played	No.	Shirt Number	R	Direct Red Card
PK	Penalty Kicks for (Converted/Attempts)	VAR	Video Assistant Referee	Pos.	Position		
SG/S	Shots on Goal/Shots			Y	Single Yellow Card		

Revised minutes played number 17 of team Korea.

REVISED



Match Report

公式記録 / Compte rendu du match

Match 27

ESP vs CIV

5:2 AET (2:2, 1:1)

Match Officials:

Referee: VALENZUELA Jesus (VEN) **Assistant Referee 1:** MORENO Tulio (VEN) **VAR:** GALLO Nicolas (COL)
4th Official: GONZALEZ Leodan (URU) **Assistant Referee 2:** TORREALBA Lubin (VEN) **AVAR:** MIRANDA Erick (MEX)
Match Commissioner: HIRAI Tetsu (JPN)
General Coordinator: JANSSENS Priscilla (BRA)

ESP - Spain

[1] GK SIMON Unai
[2] DF MINGUEZA Oscar ▼ 10'
[4] DF TORRES Pau
[6] MF ZUBIMENDI Martin ▼ ETHT
[7] FW ASENSIO Marco ▼ 67'
[8] MF MERINO Mikel (C) ▼ 90'+2'
[11] FW OYARZABAL Mikel ⚽ 98' ⚽ 120'+1
[12] DF GARCIA Eric □ 77'
[16] MF GONZALEZ Pedri ▼ 102'
[19] FW OLMO Dani ⚽ 30' □ 70' ⚽ 117'
[20] DF MIRANDA Juan ▼ ETHT

Substitutes:

[3] DF CUCURELLA Marc △ ETHT
[5] DF VALLEJO Jesus △ 10'
[9] FW MIR Rafa △ 90'+2' ⚽ 90'+3 ⚽ 117' ⚽ 120'+1
[13] GK FERNANDEZ Alvaro
[14] MF SOLER Carlos △ 102' □ 114'
[15] MF MONCAYOLA Jon △ ETHT
[21] MF GIL Bryan △ 67'

Head Coach de la FUENTE CASTILLO Luis (ESP)

CIV - Côte d'Ivoire

[16] GK IRA Eliezer
[3] DF BAILLY Eric ⚽ 10'
[4] DF DABILA Kouadio-Yves □ 73'
[5] DF DIALLO Ismael
[6] DF SINGO Wilfried
[8] MF KESSIE Franck
[9] FW DAO Youssouf
[11] FW KOUAME Christian ▼ 90'
[12] MF KOUASSI Eboue ▼ 114'
[15] FW GRADEL Max ⚽ 10' ⚽ 90'+1
[18] MF TIMITE Cheick ▼ 62'

Substitutes:

[1] GK NAGOLI Maxime
[2] DF GNAKA Silas
[10] FW DIALLO Amad △ 62'
[13] FW KEITA Kader △ 90'
[17] DF OUATTARA Zie
[19] DF KOUAO Koffi △ 114'
[22] GK TIE Nicolas

Head Coach HAIDARA Soualiho (CIV)

Additional Time:

First half: 3 min., second half: 5 min., first extra time: 2 min., second extra time: 2 min.

ESP - Spain		CIV - Côte d'Ivoire	
In VALLEJO [5], out MINGUEZA [2]	10'		
	10'	0:1	⚽ BAILLY [3] - 1st Tournament Goal
			⚽ GRADEL [15] - 1st Tournament Assist
OLMO [19] - 1st Tournament Goal	⚽ 1:1 30'		
	62'		In DIALLO [10], out T. CHEICK [18]
In GIL [21], out ASENSIO [7]	67'		
OLMO [19] - 1st Tournament Yellow Card	70'		
	73'		□ DABILA [4] - 1st Tournament Yellow Card
GARCIA [12] - 1st Tournament Yellow Card	77'		
	90'		In KEITA [13], out KOUAME [11]
	90'+1	1:2	⚽ GRADEL [15] - 1st Tournament Goal
In MIR [9], out MERINO [8]	90'+2		
MIR [9] - 1st Tournament Goal	⚽ 2:2 90'+3		
OYARZABAL [11] - 2nd Tournament Goal	⚽ 3:2 98'		
In SOLER [14], out GONZALEZ [16]	102'		
In MONCAYOLA [15], out ZUBIMENDI [6]	ETHT		
In CUCURELLA [3], out MIRANDA [20]	ETHT		
SOLER [14] - 1st Tournament Yellow Card	114'		
	114'		In KOUAO [19], out KOUASSI [12]
MIR [9] - 2nd Tournament Goal	⚽ 4:2 117'		
OLMO [19] - 2nd Tournament Assist	⚽		
MIR [9] - 3rd Tournament Goal	⚽ 5:2 120'+1		
OYARZABAL [11] - 1st Tournament Assist	⚽		

Match events: ⚽ Goal scored ⚽ Own goal ⚽ Penalty scored — Penalty missed ⚽ Assist □ Yellow card □ 2Y ■ Red card ◆ Substitution



Match Report

公式記録 / Compte rendu du match

Match 27

ESP vs CIV

5:2 AET (2:2, 1:1)

ESP - Spain	STATISTICS	CIV - Côte d'Ivoire
14	Shots	9
8	Shots on Goal	5
15	Fouls	22
5	Corner Kicks	2
7	Free Kicks	2
1	Penalty Kicks	0
3	Offsides	7
0	Own Goals	0
3	Single Yellow Cards	1
0	Indirect Red Cards	0
0	Direct Red Cards	0
64%	Ball Possession	36%
50	Actual Playing Time	27

ESP - Spain													
No.	Name	Pos.	Min.	GF	GA	AS	SG/S	PK	Fouls		Y	Red Cards	
									FC	FS		2Y	R
1	SIMON	GK	120		2					1			
2	MINGUEZA	DF	10										
4	TORRES	DF	120										
6	ZUBIMENDI	MF	105							1			
7	ASENSIO	FW	67				0/1		1				
8	MERINO (C)	MF	89				0/1		4	3			
11	OYARZABAL	FW	120	1		1	2/3	1/1	2	5			
12	GARCIA	DF	120						1	1	1		
16	GONZALEZ	MF	102				0/1			2			
19	OLMO	FW	120	1		1	2/3		1	4	1		
20	MIRANDA	DF	105				0/1		2				
Substitutes:													
3	CUCURELLA	DF	15										
5	VALLEJO	DF	110										
9	MIR	FW	31	3			4/4		2	2			
14	SOLER	MF	18						2		1		
15	MONCAYOLA	MF	15										
21	GIL	MF	53										
Totals				5	2	2	8/14	1/1	15	19	3		

CIV - Côte d'Ivoire													
No.	Name	Pos.	Min.	GF	GA	AS	SG/S	PK	Fouls		Y	Red Cards	
									FC	FS		2Y	R
16	IRA	GK	120		5								
3	BAILLY	DF	120	1			1/1		2	1			
4	DABILA	DF	120						5		1		
5	DIALLO	DF	120				0/1		3	1			
6	WILFRIED	DF	120						1	1			
8	KESSIE	MF	120				0/1		2	3			
9	DAO	FW	120				1/2		3	1			
11	KOUAME	FW	90						2				
12	KOUASSI	MF	114				1/1		2				
15	GRADEL (C)	FW	120	1		1	1/2		2	2			
18	T. CHEICK	MF	62				1/1			1			
Substitutes:													
10	DIALLO	FW	58							1			
13	KEITA	FW	30							1			
19	KOUAO	DF	6										
Totals				2	5	1	5/9		22	12	1		

Legend:							
(C)	Captain	2Y	Indirect Red Card	AET	After Extra Time	AS	Assists
AVAR	Assistant VAR	DF	Defender	FC	Fouls Committed	FS	Fouls Suffered
FW	Forward	GA	Goals Against	GF	Goals For	GK	Goalkeeper
MF	Midfielder	Min.	Minutes Played	No.	Shirt Number		
PK	Penalty Kicks for (Converted/Attempts)	Pos.	Position	Pos.	Position	R	Direct Red Card
SG/S	Shots on Goal/Shots	VAR	Video Assistant Referee	Y	Single Yellow Card		



Match Report

公式記録 / Compte rendu du match

Match 28

BRA vs EGY

1:0 (1:0)

Match Officials:

Referee: BEATH Chris (AUS) **Assistant Referee 1:** SHCHETININ Anton (AUS) **VAR:** GUIDA Marco (ITA)
4th Official: MAKHADMEH Adham (JOR) **Assistant Referee 2:** LAKRINDIS George (AUS) **AVAR:** CUADRA Guillermo (ESP)
Match Commissioner: SHAHRIYARI Paria (IRI)
General Coordinator: SHIN Man Gil (KOR)

BRA - Brazil

[1] GK SANTOS
 [3] DF DIEGO CARLOS
 [5] MF DOUGLAS LUIZ
 [6] DF ARANA Guilherme
 [8] MF GUIMARAES Bruno
 [9] FW CUNHA Matheus 🍀 37' ▼ 54'
 [10] FW RICHARLISON 🍀 37' ▼ 90'+2'
 [11] FW ANTONY 🟡 33' ▼ 64'
 [13] DF ALVES Dani
 [15] DF NINO
 [20] MF CLAUDINHO ▼ 64'

Substitutes:

[2] MF MENINO Gabriel △ 90'+2'
 [4] DF GRACA Ricardo
 [7] FW PAULINHO △ 54'
 [12] GK BRENNNO
 [17] FW MALCOM △ 64'
 [18] MF MATHEUS HENRIQUE
 [19] MF REINIER △ 64'

Head Coach JARDINE Andre (BRA)

Additional Time:

First half: 3 min., second half: 4 min.

EGY - Egypt

[1] GK ELSHENAWY Mohamed
 [2] MF HAMDY Ammar ▼ 84'
 [4] DF GALAL Osama
 [6] DF HEGAZY Ahmed
 [9] FW MOHAMED Taher ▼ 84'
 [10] FW SOBHI Ramadan
 [12] MF TAWFIK Akram 🟡 42'
 [13] MF ERAKY Karim ▼ 62'
 [14] FW RAYAN Ahmed ▼ 62'
 [18] DF EL WENCH Mahmoud
 [20] MF FOTOUH Ahmed

Substitutes:

[7] FW MOHSEN Salah △ 62'
 [8] MF MAHER Nasser △ 84'
 [11] FW ADEL Ibrahim
 [15] MF ASHOUR Emam △ 62'
 [16] GK GAD Mahmoud
 [17] DF RAMADAN Ahmed
 [21] FW MANSY Nasser △ 84'

Head Coach SHAWKY Gharib (EGY)

BRA - Brazil		EGY - Egypt	
ANTONY [11] - 1st Tournament Yellow Card 🟡	33'		
CUNHA [9] - 2nd Tournament Goal 🍀	37'	1:0	1st half
RICHARLISON [10] - 1st Tournament Assist 🍀			
	42'	🟡 TAWFIK [12] - 2nd Tournament Yellow Card	
In PAULINHO [7], out CUNHA [9] ⬇	54'		2nd half
	62'	⬇ In MOHSEN [7], out RAYAN [14]	
	62'	⬇ In ASHOUR [15], out ERAKY [13]	
In REINIER [19], out CLAUDINHO [20] ⬇	64'		
In MALCOM [17], out ANTONY [11] ⬇	64'		
	84'	⬇ In MAHER [8], out MOHAMED [9]	
	84'	⬇ In MANSY [21], out HAMDY [2]	
In MENINO [2], out RICHARLISON [10] ⬇	90'+2		

Match events: 🍀 Goal scored 🟡 Own goal 🟡 Penalty scored — Penalty missed 🍀 Assist 🟡 Yellow card 🟡 2Y 🟡 Red card ⬇ Substitution



Match Report

公式記録 / Compte rendu du match

Match 28

BRA vs EGY

1:0 (1:0)

BRA - Brazil	STATISTICS	EGY - Egypt
11	Shots	5
5	Shots on Goal	2
10	Fouls	13
4	Corner Kicks	1
16	Free Kicks	9
0	Penalty Kicks	0
1	Offsides	3
0	Own Goals	0
1	Single Yellow Cards	1
0	Indirect Red Cards	0
0	Direct Red Cards	0
61%	Ball Possession	39%
39	Actual Playing Time	24

BRA - Brazil													
No.	Name	Pos.	Min.	GF	GA	AS	SG/S	PK	Fouls		Y	Red Cards	
									FC	FS		2Y	R
1	SANTOS	GK	90										
3	DIEGO CARLOS	DF	90										
5	DOUGLAS LUIZ	MF	90				0/3						
6	ARANA	DF	90										
8	GUIMARAES	MF	90						4				
9	CUNHA	FW	54	1			2/2			1			
10	RICHARLISON	FW	89			1	1/1		1	6			
11	ANTONY	FW	64				0/1		1		1		
13	ALVES (C)	DF	90										
15	NINO	DF	90						1	2			
20	CLAUDINHO	MF	64				0/2			2			
Substitutes:													
2	MENINO	MF	1										
7	PAULINHO	FW	36				2/2		2				
17	MALCOM	FW	26						1	1			
19	REINIER	MF	26										
Totals				1		1	5/11		10	12	1		

EGY - Egypt													
No.	Name	Pos.	Min.	GF	GA	AS	SG/S	PK	Fouls		Y	Red Cards	
									FC	FS		2Y	R
1	ELSHENAWY	GK	90		1								
2	HAMDY	MF	84							2			
4	GALAL	DF	90						4	1			
6	HEGAZI (C)	DF	90										
9	MOHAMED	FW	84										
10	SOBHI	FW	90						1				
12	TAWFIK	MF	90				0/1		1	1	1		
13	ERAKY	MF	62						2				
14	RAYAN	FW	62						1	1			
18	M. HAMDY	DF	90						1				
20	FOTOUH	MF	90				0/1			2			
Substitutes:													
7	MOHSEN	FW	28				2/3						
8	MAHER	MF	6						1				
15	ASHOUR	MF	28						2	3			
21	MANSY	FW	6										
Totals					1		2/5		13	10	1		

Legend:							
(C)	Captain	2Y	Indirect Red Card	AS	Assists	AVAR	Assistant VAR
DF	Defender	FC	Fouls Committed	FS	Fouls Suffered	FW	Forward
GA	Goals Against	GF	Goals For	GK	Goalkeeper	MF	Midfielder
Min.	Minutes Played	No.	Shirt Number	PK	Penalty Kicks for (Converted/Attempts)		
Pos.	Position	R	Direct Red Card	SG/S	Shots on Goal/Shots	VAR	Video Assistant Referee
Y	Single Yellow Card						



Match Report

公式記録 / Compte rendu du match

Match 29

MEX vs BRA

0:0 AET 1:4 PSO

Match Officials:

Referee: KABAKOV Georgi (BUL) **Assistant Referee 1:** MARGARITOV Martin (BUL) **VAR:** GUIDA Marco (ITA)
4th Official: WEYESA Bamlaku Tessema (ETH) **Assistant Referee 2:** VALKOV Diyan (BUL) **AVAR:** MILLOT Benoit (FRA)
Match Commissioner: SHAHRIYARI Paria (IRI) **Reserve Assistant Referee:** IBRAHIM Mohammed (SUD)
General Coordinator: DUEHMERT Katharina (GER)

MEX - Mexico

[13] GK OCHOA Guillermo (C)
 [3] DF MONTES Cesar ▢ 40'
 [4] DF ANGULO Jesus ▼ 98'
 [5] DF VASQUEZ Johan
 [6] DF LORONA Vladimir ▢ 76'
 [7] MF ROMO Luis ▢ 105'
 [9] FW MARTIN Henry ▼ 98'
 [11] FW VEGA Alexis ▼ 90'+2'
 [15] FW ANTUNA Uriel ▼ 62'
 [16] MF ESQUIVEL Joaquin ▼ HT
 [17] MF CORDOVA Sebastian ▼ 78'

Substitutes:

[1] GK MALAGON Luis
 [8] MF RODRIGUEZ Carlos △ HT
 [10] FW LAINEZ Diego △ 62' ▢ 74'
 [12] DF MORA Adrian △ 98'
 [18] FW AGUIRRE Eduardo △ 98'
 [19] FW ANGULO Ricardo △ 78'
 [21] FW ALVARADO Roberto △ 90'+2'

Head Coach LOZANO Jaime (MEX)

BRA - Brazil

[1] GK SANTOS
 [3] DF DIEGO CARLOS ▢ 37'
 [5] MF DOUGLAS LUIZ ▢ 108' ▼ 115'
 [6] DF ARANA Guilherme
 [7] FW PAULINHO ▼ 67'
 [8] MF GUIMARAES Bruno ▢ 72'
 [10] FW RICHARLISON
 [11] FW ANTONY ▢ 64' ▼ FT
 [13] DF ALVES Dani (C)
 [15] DF NINO
 [20] MF CLAUDINHO ▼ 72'

Substitutes:

[2] MF MENINO Gabriel
 [4] DF GRACA Ricardo
 [12] GK BRENNNO
 [17] FW MALCOM △ FT
 [18] MF MATHEUS HENRIQUE △ 115'
 [19] MF REINIER △ 72' ▢ 76'
 [21] FW MARTINELLI Gabriel △ 67'

Head Coach JARDINE Andre (BRA)

Additional Time:

First half: 1 min., second half: 3 min., first extra time: 1 min., second extra time: 0 min.

Penalty Shoot-out

AGUIRRE Eduardo	Saved	0 - 1	ALVES Dani	Goal	0 - 1
VASQUEZ Johan	Post	0 - 2	MARTINELLI Gabriel	Goal	0 - 2
RODRIGUEZ Carlos	Goal	1 - 3	GUIMARAES Bruno	Goal	0 - 3
			REINIER	Goal	1 - 4

MEX - Mexico		BRA - Brazil	
	37'	▢ DIEGO CARLOS [3] - 1st Tournament Yellow Card	1st half
MONTES [3] - 2nd Tournament Yellow Card	40'		
In RODRIGUEZ [8], out ESQUIVEL [16]	HT		
In LAINEZ [10], out ANTUNA [15]	62'		2nd half
	64'	▢ ANTONY [11] - 2nd Tournament Yellow Card	
	67'	◆ In MARTINELLI [21], out PAULINHO [7]	
	72'	▢ GUIMARAES [8] - 1st Tournament Yellow Card	
	72'	◆ In REINIER [19], out CLAUDINHO [20]	
LAINEZ [10] - 1st Tournament Yellow Card	74'		
LORONA [6] - 1st Tournament Yellow Card	76'		
	76'	▢ REINIER [19] - 1st Tournament Yellow Card	
In ANGULO [19], out CORDOVA [17]	78'		
In ALVARADO [21], out VEGA [11]	90'+2		
	FT	◆ In MALCOM [17], out ANTONY [11]	
In MORA [12], out ANGULO [4]	98'		1st extra time
In AGUIRRE [18], out MARTIN [9]	98'		
ROMO [7] - 1st Tournament Yellow Card	105'		
	108'	▢ DOUGLAS LUIZ [5] - 2nd Tournament Yellow Card	2nd extra time
	115'	◆ In MATHEUS HENRIQUE [18], out DOUGLAS LUIZ [5]	

Match events: 🎯 Goal scored 🏠 Own goal 🟡 Penalty scored — Penalty missed 🤝 Assist 🟡 Yellow card 🟡 2Y 🟠 Red card ⬇ Substitution



Match Report

公式記録 / Compte rendu du match

Match 29

MEX vs BRA

0:0 AET 1:4 PSO

MEX - Mexico	STATISTICS	BRA - Brazil
9	Shots	10
4	Shots on Goal	6
24	Fouls	26
5	Corner Kicks	5
28	Free Kicks	24
0	Penalty Kicks	0
2	Offsides	3
0	Own Goals	0
4	Single Yellow Cards	5
0	Indirect Red Cards	0
0	Direct Red Cards	0
43%	Ball Possession	57%
37	Actual Playing Time	48

MEX - Mexico													
No.	Name	Pos.	Min.	GF	GA	AS	SG/S	PK	Fouls		Y	Red Cards	
									FC	FS		2Y	R
13	OCHOA (C)	GK	120							1			
3	MONTES	DF	120				1/1		1	1	1		
4	ANGULO	DF	98						3	2			
5	VASQUEZ	DF	120						4	2			
6	LORONA	DF	120						2	2	1		
7	ROMO	MF	120				1/2		2	2	1		
9	MARTIN	FW	98				1/4		3	4			
11	VEGA	FW	89							2			
15	ANTUNA	FW	62				1/1			1			
16	ESQUIVEL	MF	45										
17	CORDOVA	MF	78						3				
Substitutes:													
8	RODRIGUEZ	MF	75						1	2			
10	LAINEZ	FW	58						2	2	1		
12	MORA	DF	22						1				
18	AGUIRRE	FW	22						2	2			
19	ANGULO	FW	42							2			
21	ALVARADO	FW	31				0/1			2			
Totals									4/9	24	26	4	

BRA - Brazil													
No.	Name	Pos.	Min.	GF	GA	AS	SG/S	PK	Fouls		Y	Red Cards	
									FC	FS		2Y	R
1	SANTOS	GK	120										
3	DIEGO CARLOS	DF	120				1/1		7	1	1		
5	DOUGLAS LUIZ	MF	115						6		1		
6	ARANA	DF	120				1/2			3			
7	PAULINHO	FW	67							1			
8	GUIMARAES	MF	120						3	4	1		
10	RICHARLISON	FW	120				1/2		2	3			
11	ANTONY	FW	90				2/2		2	4	1		
13	ALVES (C)	DF	120				1/2		1				
15	NINO	DF	120						1	2			
20	CLAUDINHO	MF	72				0/1		1				
Substitutes:													
17	MALCOM	FW	30							3			
18	MATHEUS HENRIQUE	MF	5										
19	REINIER	MF	48						1	2	1		
21	MARTINELLI	FW	53						2				
Totals									6/10	26	23	5	

Legend:							
(C)	Captain	2Y	Indirect Red Card	AET	After Extra Time	AS	Assists
AVAR	Assistant VAR	DF	Defender	FC	Fouls Committed	FS	Fouls Suffered
FT	Full Time	FW	Forward	GA	Goals Against	GF	Goals For
GK	Goalkeeper	HT	Half-time	MF	Midfielder	Min.	Minutes Played
No.	Shirt Number	PK	Penalty Kicks for (Converted/Attempts)			Pos.	Position
PSO	Penalty Shoot-out	R	Direct Red Card	SG/S	Shots on Goal/Shots	VAR	Video Assistant Referee
Y	Single Yellow Card						



Match Report

公式記録 / Compte rendu du match

Match 30

JPN vs ESP

0:1 AET (0:0, 0:0)

Match Officials:

Referee: ORTEGA Kevin (PER)

4th Official: CONGER Matt (NZL)

Match Commissioner: SAARINEN Outi (FIN)

General Coordinator: SHIN Man Gil (KOR)

Assistant Referee 1: ORUE Michael (PER)

Assistant Referee 2: SANCHEZ Jesus (PER)

Reserve Assistant Referee: RULE Mark (NZL)

VAR: VIGLIANO Mauro (ARG)

AVAR: CUNHA Andres (URU)

JPN - Japan

[12] GK TANI Kosei
[2] DF SAKAI Hiroki 99'
[3] DF NAKAYAMA Yuta
[4] DF ITAKURA Kou
[5] DF YOSHIDA Maya (C)
[6] MF ENDO Wataru
[7] MF KUBO Takefusa ▼ FT
[10] MF DOAN Ritsu ▼ FT
[13] DF HATATE Reo ▼ 65'
[17] MF TANAKA Ao ▼ 118'
[19] FW HAYASHI Daichi ▼ 65'

Substitutes:

[1] GK OSAKO Keisuke
[8] MF MIYOSHI Koji ▲ FT
[9] FW MAEDA Daizen ▲ FT
[15] DF HASHIOKA Daiki ▲ 118'
[16] MF SOMA Yuki ▲ 65'
[18] FW UEDA Ayase ▲ 65'
[21] DF SEKO Ayumu

Head Coach MORIYASU Hajime (JPN)

ESP - Spain

[1] GK SIMON Unai
[3] DF CUCURELLA Marc ▼ ETHT
[4] DF TORRES Pau
[6] MF ZUBIMENDI Martin 90'+5 ▼ 97'
[8] MF MERINO Mikel (C) 51' ▼ 59'
[9] FW MIR Rafa 117'
[11] FW OYARZABAL Mikel 115'
[12] DF GARCIA Eric
[16] MF GONZALEZ Pedri ▼ 84'
[18] DF GIL Oscar 13' ▼ HT
[19] FW OLMO Dani ▼ 59'

Substitutes:

[5] DF VALLEJO Jesus ▲ HT 110'
[7] FW ASENSIO Marco ▲ 84' 115' 115'
[14] MF SOLER Carlos ▲ 59'
[15] MF MONCAYOLA Jon ▲ 97'
[17] MF PUADO Javier ▲ 59'
[20] DF MIRANDA Juan ▲ ETHT
[22] GK VILLAR Ivan

Head Coach de la FUENTE CASTILLO Luis (ESP)

Additional Time:

First half: 2 min., second half: 5 min., first extra time: 1 min., second extra time: 4 min.

JPN - Japan	ESP - Spain
	13' <input type="checkbox"/> GIL [18] - 3rd Tournament Yellow Card 1st half
	HT <input checked="" type="checkbox"/> In VALLEJO [5], out GIL [18] 1st half
	51' <input type="checkbox"/> MERINO [8] - 1st Tournament Yellow Card 2nd half
	59' <input checked="" type="checkbox"/> In SOLER [14], out MERINO [8]
	59' <input checked="" type="checkbox"/> In PUADO [17], out OLMO [19]
In SOMA [16], out HATATE [13] <input checked="" type="checkbox"/>	65'
In UEDA [18], out HAYASHI [19] <input checked="" type="checkbox"/>	65'
	84' <input checked="" type="checkbox"/> In ASENSIO [7], out GONZALEZ [16]
	90'+5 <input type="checkbox"/> ZUBIMENDI [6] - 1st Tournament Yellow Card
In MIYOSHI [8], out KUBO [7] <input checked="" type="checkbox"/>	FT
In MAEDA [9], out DOAN [10] <input checked="" type="checkbox"/>	FT
	97' <input checked="" type="checkbox"/> In MONCAYOLA [15], out ZUBIMENDI [6] 1st extra time
SAKAI [2] - 3rd Tournament Yellow Card <input type="checkbox"/>	99'
	ETHT <input checked="" type="checkbox"/> In MIRANDA [20], out CUCURELLA [3]
	110' <input type="checkbox"/> VALLEJO [5] - 1st Tournament Yellow Card 2nd extra time
	115' 0:1 <input checked="" type="checkbox"/> ASENSIO [7] - 1st Tournament Goal
	<input checked="" type="checkbox"/> OYARZABAL [11] - 2nd Tournament Assist
	115' <input type="checkbox"/> ASENSIO [7] - 1st Tournament Yellow Card
	117' <input type="checkbox"/> MIR [9] - 1st Tournament Yellow Card
In HASHIOKA [15], out TANAKA [17] <input checked="" type="checkbox"/>	118'

Match events: Goal scored Own goal Penalty scored Penalty missed Assist Yellow card 2Y Red card Substitution



Match Report

公式記録 / Compte rendu du match

Match 30

JPN vs ESP

0:1 AET (0:0, 0:0)

JPN - Japan	STATISTICS	ESP - Spain
9	Shots	18
1	Shots on Goal	6
15	Fouls	19
5	Corner Kicks	11
21	Free Kicks	17
0	Penalty Kicks	0
4	Offsides	2
0	Own Goals	0
1	Single Yellow Cards	6
0	Indirect Red Cards	0
0	Direct Red Cards	0
39%	Ball Possession	61%
38	Actual Playing Time	60

JPN - Japan

No.	Name	Pos.	Min.	GF	GA	AS	SG/S	PK	Fouls		Y	Red Cards	
									FC	FS		2Y	R
12	TANI	GK	120		1								
2	SAKAI	DF	120						2	2	1		
3	NAKAYAMA	DF	120				0/1			1			
4	ITAKURA	DF	120						1	2			
5	YOSHIDA (C)	DF	120							3			
6	ENDO	MF	120				0/1		2	2			
7	KUBO	MF	90				1/3		3				
10	DOAN	MF	90				0/1		2	4			
13	HATATE	DF	65										
17	TANAKA	MF	118						1	1			
19	HAYASHI	FW	65				0/1		2	1			
Substitutes:													
8	MIYOSHI	MF	30				0/1		2				
9	MAEDA	FW	30				0/1						
15	HASHIOKA	DF	2										
16	SOMA	MF	55							3			
18	UEDA	FW	55										
Totals					1		1/9		15	19	1		

ESP - Spain

No.	Name	Pos.	Min.	GF	GA	AS	SG/S	PK	Fouls		Y	Red Cards	
									FC	FS		2Y	R
1	SIMON	GK	120										
3	CUCURELLA	DF	105						2	2			
4	TORRES	DF	120						1	2			
6	ZUBIMENDI	MF	97						2	1	1		
8	MERINO (C)	MF	59				0/1		2	1	1		
9	MIR	FW	120				3/5		5		1		
11	OYARZABAL	FW	120			1	2/5		2	2			
12	GARCIA	DF	120							2			
16	GONZALEZ	MF	84						1	1			
18	GIL	DF	45						1		1		
19	OLMO	FW	59										
Substitutes:													
5	VALLEJO	DF	75				0/1		2		1		
7	ASENSIO	FW	36	1			1/2				1		
14	SOLER	MF	61				0/3			3			
15	MONCAYOLA	MF	23										
17	PUADO	MF	61				0/1		1	1			
20	MIRANDA	DF	15										
Totals				1		1	6/18		19	15	6		

Legend:

(C)	Captain	2Y	Indirect Red Card	AET	After Extra Time	AS	Assists
AVAR	Assistant VAR	DF	Defender	FC	Fouls Committed	FS	Fouls Suffered
FT	Full Time	FW	Forward	GA	Goals Against	GF	Goals For
GK	Goalkeeper	HT	Half-time	MF	Midfielder	Min.	Minutes Played
No.	Shirt Number	PK	Penalty Kicks for (Converted/Attempts)	VAR	Video Assistant Referee	Pos.	Position
R	Direct Red Card	SG/S	Shots on Goal/Shots			Y	Single Yellow Card



Match Report

公式記録 / Compte rendu du match

Match 31

MEX vs JPN

3:1 (2:0)

Match Officials:

Referee: WEYESA Bamlaku Tessema (ETH) **Assistant Referee 1:** IBRAHIM Mohammed (SUD) **VAR:** MILLOT Benoit (FRA)
4th Official: CONGER Matt (NZL) **Assistant Referee 2:** CHERUIYOT Gilbert (KEN) **AVAR:** MARTINS Tiago (POR)
Match Commissioner: SAARINEN Outi (FIN) **Reserve Assistant Referee:** RULE Mark (NZL)
General Coordinator: SHIN Man Gil (KOR)

MEX - Mexico

[13] GK OCHOA Guillermo (C) □ 90'+3
[2] DF SANCHEZ Jorge □ 42'
[3] DF MONTES Cesar
[4] DF ANGULO Jesus
[5] DF VASQUEZ Johan ❁ 22' □ 27'
[7] MF ROMO Luis
[8] MF RODRIGUEZ Carlos ▼ 86'
[9] FW MARTIN Henry ▼ 86'
[10] FW LAINEZ Diego ▼ 56'
[11] FW VEGA Alexis ❁ 58' ▼ 78'
[17] MF CORDOVA Sebastian ⚽ 13' ⚽ 22' ⚽ 58' ▼ 78'

Substitutes:

[6] DF LORONA Vladimir
[15] FW ANTUNA Uriel △ 56'
[16] MF ESQUIVEL Joaquin △ 86'
[18] FW AGUIRRE Eduardo △ 86'
[20] MF BELTRAN Fernando △ 78'
[21] FW ALVARADO Roberto △ 78'
[22] GK JURADO Sebastian

Head Coach LOZANO Jaime (MEX)

JPN - Japan

[12] GK TANI Kosei
[2] DF SAKAI Hiroki
[3] DF NAKAYAMA Yuta ▼ 62'
[5] DF YOSHIDA Maya (C)
[6] MF ENDO Wataru □ 19' ▼ 80'
[7] MF KUBO Takefusa ⚽ 78'
[10] MF DOAN Ritsu
[14] DF TOMIYASU Takehiro
[16] MF SOMA Yuki ▼ HT
[17] MF TANAKA Ao ▼ 71'
[19] FW HAYASHI Daichi ▼ 62'

Substitutes:

[1] GK OSAKO Keisuke
[4] DF ITAKURA Kou △ 71'
[8] MF MIYOSHI Koji △ 80'
[9] FW MAEDA Daizen
[11] MF MITOMA Kaoru △ 62' ❁ 78'
[13] DF HATATE Reo △ HT
[18] FW UEDA Ayase △ 62' □ 80'

Head Coach MORIYASU Hajime (JPN)

Additional Time:

First half: 2 min., second half: 5 min.

MEX - Mexico	JPN - Japan
CORDOVA [17] - 4th Tournament Goal ⚽ 1:0 13'	
	ENDO [6] - 2nd Tournament Yellow Card □ 19'
VASQUEZ [5] - 1st Tournament Goal ❁ 2:0 22'	
CORDOVA [17] - 2nd Tournament Assist ⚽ 22'	
VASQUEZ [5] - 2nd Tournament Yellow Card □ 27'	
SANCHEZ [2] - 3rd Tournament Yellow Card □ 42'	
	HT
In ANTUNA [15], out LAINEZ [10] ⚡ 56'	In HATATE [13], out SOMA [16]
VEGA [11] - 3rd Tournament Goal ❁ 3:0 58'	
CORDOVA [17] - 3rd Tournament Assist ⚽ 58'	
	62' In MITOMA [11], out NAKAYAMA [3]
	62' In UEDA [18], out HAYASHI [19]
	71' In ITAKURA [4], out TANAKA [17]
	78' 3:1 ❁ MITOMA [11] - 1st Tournament Goal
	78' ⚽ KUBO [7] - 1st Tournament Assist
In ALVARADO [21], out VEGA [11] ⚡ 78'	
In BELTRAN [20], out CORDOVA [17] ⚡ 78'	
	80' UEDA [18] - 1st Tournament Yellow Card □
	80' In MIYOSHI [8], out ENDO [6]
In ESQUIVEL [16], out RODRIGUEZ [8] ⚡ 86'	
In AGUIRRE [18], out MARTIN [9] ⚡ 86'	
OCHOA [13] - 1st Tournament Yellow Card □ 90'+3	

Match events: ❁ Goal scored ❁ Own goal ⚽ Penalty scored — Penalty missed ⚽ Assist □ Yellow card □ 2Y ■ Red card ⚡ Substitution



Match Report

公式記録 / Compte rendu du match

Match 31

MEX vs JPN

3:1 (2:0)

MEX - Mexico	STATISTICS	JPN - Japan
8	Shots	19
4	Shots on Goal	5
16	Fouls	13
2	Corner Kicks	3
12	Free Kicks	19
1	Penalty Kicks	0
3	Offsides	0
0	Own Goals	0
3	Single Yellow Cards	2
0	Indirect Red Cards	0
0	Direct Red Cards	0
46%	Ball Possession	54%
30	Actual Playing Time	35

MEX - Mexico

No.	Name	Pos.	Min.	GF	GA	AS	SG/S	PK	Fouls		Y	Red Cards	
									FC	FS		2Y	R
13	OCHOA (C)	GK	90		1					1	1		
2	SANCHEZ	DF	90						2		1		
3	MONTES	DF	90										
4	ANGULO	DF	90						4				
5	VASQUEZ	DF	90	1			1/1		1	1	1		
7	ROMO	MF	90						2	1			
8	RODRIGUEZ	MF	86							2			
9	MARTIN	FW	86				0/2		1	2			
10	LAINIZ	FW	56				0/1		2	2			
11	VEGA	FW	78	1			1/1		1	1			
17	CORDOVA	MF	78	1		2	2/2	1/1	2	1			
Substitutes:													
15	ANTUNA	FW	34				0/1			1			
16	ESQUIVEL	MF	4										
18	AGUIRRE	FW	4										
20	BELTRAN	MF	12										
21	ALVARADO	FW	12						1				
Totals				3	1	2	4/8	1/1	16	12	3		

JPN - Japan

No.	Name	Pos.	Min.	GF	GA	AS	SG/S	PK	Fouls		Y	Red Cards	
									FC	FS		2Y	R
12	TANI	GK	90		3								
2	SAKAI	DF	90							2			
3	NAKAYAMA	DF	62						1	3			
5	YOSHIDA (C)	DF	90				0/2		2	1			
6	ENDO	MF	80				0/1		3	2	1		
7	KUBO	MF	90			1	0/2			3			
10	DOAN	MF	90				0/2			1			
14	TOMIYASU	DF	90						1				
16	SOMA	MF	45				0/1		1	2			
17	TANAKA	MF	71						2				
19	HAYASHI	FW	62				1/2		2				
Substitutes:													
4	ITAKURA	DF	19							1			
8	MIYOSHI	MF	10				0/1						
11	MITOMA	MF	28	1			2/4						
13	HATATE	DF	45				0/2						
18	UEDA	FW	28				2/2		1		1		
Totals				1	3	1	5/19		13	15	2		

Legend:

(C)	Captain	2Y	Indirect Red Card	AS	Assists	AVAR	Assistant VAR
DF	Defender	FC	Fouls Committed	FS	Fouls Suffered	FW	Forward
GA	Goals Against	GF	Goals For	GK	Goalkeeper	HT	Half-time
MF	Midfielder	Min.	Minutes Played	No.	Shirt Number		
PK	Penalty Kicks for (Converted/Attempts)	Pos.	Position	Pos.	Position	R	Direct Red Card
SG/S	Shots on Goal/Shots	VAR	Video Assistant Referee	Y	Single Yellow Card		



Match Report

公式記録 / Compte rendu du match

Match 32

BRA vs ESP

2:1 AET (1:1, 1:0)

BRA - Brazil	STATISTICS	ESP - Spain
14	Shots	8
4	Shots on Goal	3
20	Fouls	22
7	Corner Kicks	6
23	Free Kicks	24
1	Penalty Kicks	0
4	Offsides	2
0	Own Goals	0
4	Single Yellow Cards	2
0	Indirect Red Cards	0
0	Direct Red Cards	0
46%	Ball Possession	54%
41	Actual Playing Time	48

BRA - Brazil													
No.	Name	Pos.	Min.	GF	GA	AS	SG/S	PK	Fouls		Y	Red Cards	
									FC	FS		2Y	R
1	SANTOS	GK	120		1					1			
3	DIEGO CARLOS	DF	120										
5	DOUGLAS LUIZ	MF	120						2	4	1		
6	ARANA	DF	120				1/3		2	2	1		
8	GUIMARAES	MF	120				0/1		3	4			
9	CUNHA	FW	90	1			1/1		2	3	1		
10	RICHARLISON	FW	114				1/4	0/1	5	1	1		
11	ANTONY	FW	112			1	0/2		2	4			
13	ALVES (C)	DF	120			1			3				
15	NINO	DF	120							2			
20	CLAUDINHO	MF	105				0/1		1	1			
Substitutes:													
2	MENINO	MF	8										
7	PAULINHO	FW	6										
17	MALCOM	FW	30	1			1/2			1			
19	REINIER	MF	15										
Totals				2	1	2	4/14	0/1	20	21	4		

ESP - Spain													
No.	Name	Pos.	Min.	GF	GA	AS	SG/S	PK	Fouls		Y	Red Cards	
									FC	FS		2Y	R
1	SIMON	GK	120		2					1	1		
3	CUCURELLA	DF	90						3				
4	TORRES	DF	120				0/1			1			
6	ZUBIMENDI	MF	112						5	2			
7	ASENSIO	FW	45				1/2			1			
8	MERINO (C)	MF	45						2	1			
11	OYARZABAL	FW	104	1			1/2		3				
12	GARCIA	DF	120						1	2	1		
16	GONZALEZ	MF	120						1	2			
18	GIL	DF	90							3			
19	OLMO	FW	120				0/1		1	2			
Substitutes:													
5	VALLEJO	DF	30										
9	MIR	FW	16						1				
14	SOLER	MF	75			1	1/1		1				
15	MONCAYOLA	MF	8										
20	MIRANDA	DF	30						1	2			
21	GIL	MF	75				0/1		2	2	1		
Totals				1	2	1	3/8		22	19	2		

Legend:							
(C)	Captain	2Y	Indirect Red Card	AET	After Extra Time	AS	Assists
AVAR	Assistant VAR	DF	Defender	FC	Fouls Committed	FS	Fouls Suffered
FT	Full Time	FW	Forward	GA	Goals Against	GF	Goals For
GK	Goalkeeper	HT	Half-time	MF	Midfielder	Min.	Minutes Played
No.	Shirt Number	PK	Penalty Kicks for (Converted/Attempts)	VAR	Video Assistant Referee	Pos.	Position
R	Direct Red Card	SG/S	Shots on Goal/Shots			Y	Single Yellow Card



Cumulative Statistics

出場記録 / Statistiques cumulées

BRA - Brazil

After 6 matches

No.	Name	Pos.	GER 4:2 (3:0)	CIV 0:0	KSA 3:1 (1:1)	EGY 1:0 (1:0)	MEX 0:0 AET 4:1 PSO	ESP 2:1 AET (1:1, 1:0)	Min.	GF	GA	AS	SG/S	PK	Fouls		Y	Red Cards	
															FC	FS		2Y	R
1	SANTOS	GK	90	90	90	90	120	120	600		4					1			
2	MENINO Gabriel	MF	S	S		1	S	8	15										
3	DIEGO CARLOS	DF	90	90	90	90	120	120	600				1/1		10	2	1		
4	GRACA Ricardo	DF	S			S	S	S											
5	DOUGLAS LUIZ	MF	90	13		90	115	120	428				0/5		11	6	3		1
6	ARANA Guilherme	DF	90	90	88	90	120	120	598			1	3/8		5	7	2		
7	PAULINHO	FW	16	11		36	67	6	136	1			3/4		2	2			
8	GUIMARAES Bruno	MF	90	90	84	90	120	120	594			2	1/3		13	14	1		
9	CUNHA Matheus	FW	90	74	84	54		90	392	3		1	9/13	0/1	6	11	1		
10	RICHARLISON	FW	74	78	90	89	120	114	565	5		1	12/18	0/1	16	22	1		
11	ANTONY	FW	74	74	45	64	90	112	459				4/9		6	13	2		
12	BRENNO	GK	S	S		S	S	S											
13	ALVES Dani	DF	90	90	90	90	120	120	600			1	1/3		9	2	1		
14	FUCHS Bruno	DF		S	S														
15	NINO	DF	90	90	90	90	120	120	600						2	8			
16	ABNER	DF		S	2				2										
17	MALCOM	FW	25	16	45	26	30	30	172	1			1/3		1	6			
18	MATHEUS HENRIQUE	MF	S		90	S	5	S	95						1				
19	REINIER	MF	16		19	26	48	15	124			1	1/1		1	2	1		
20	CLAUDINHO	MF	65	90	71	64	72	105	467			1	3/11		6	6			
21	MARTINELLI Gabriel	FW		16	6		53		75						2	1	1		
22	LUCAO	GK			S														
Own Goals																			
Totals										10	4	9	39/79	0/2	91	103	14	1	

Corner Kicks: 44
 Free Kicks: 108
 Offsides: 11
 Penalty Kicks Against (Converted/Attempts): 0/0

Legend:			
2Y Indirect Red Card	AET After Extra Time	AS Assists	DF Defender
FC Fouls Committed	FS Fouls Suffered	FW Forward	GA Goals Against
GF Goals For	GK Goalkeeper	MF Midfielder	Min. Minutes Played
No. Shirt Number	PK Penalty Kicks for (Converted/Attempts)	Pos. Position	PSO Penalty Shoot-out
R Direct Red Card	S Unused Substitute	SG/S Shots on Goal/Shots	Y Single Yellow Card



Cumulative Statistics
出場記録 / Statistiques cumulées

ESP - Spain

After 6 matches

No.	Name	Pos.	EGY 0:0	AUS 1:0 (0:0)	ARG 1:1 (0:0)	CIV 5:2 AET (2:2, 1:1)	JPN 1:0 AET	BRA 1:2 AET (1:1, 0:1)	Min.	GF	GA	AS	SG/S	PK	Fouls		Y	Red Cards	
															FC	FS		2Y	R
1	SIMON Unai	GK	90	90	90	120	120	120	630		5				1	4	1		
2	MINGUEZA Oscar	DF	22			10			32				0/1		1	1			
3	CUCURELLA Marc	DF	S	90	90	15	105	90	390				0/1		7	4			
4	TORRES Pau	DF	90	90	90	120	120	120	630				1/2		2	3			
5	VALLEJO Jesus	DF	68	S	3	110	75	30	286				0/1		3		1		
6	ZUBIMENDI Martin	MF		90	90	105	97	112	494				0/1		8	5	1		
7	ASENSIO Marco	FW	68	22	90	67	36	45	328	1		1	5/10		2	4	1		
8	MERINO Mikel	MF	68		87	89	59	45	348	1			1/3		15	8	1		
9	MIR Rafa	FW	22	13	16	31	120	16	218	3			10/16		10	3	1		
10	CEBALLOS Dani	MF	45						45				0/1			1			
11	OYARZABAL Mikel	FW	68	90	74	120	120	104	576	3		2	7/17	1/1	8	9			
12	GARCIA Eric	DF	90	90	90	120	120	120	630						3	6	2		
13	FERNANDEZ Alvaro	GK	S	S	S	S		S											
14	SOLER Carlos	MF	22	68	16	18	61	75	260			1	4/9		5	6	1		
15	MONCAYOLA Jon	MF	45	S	3	15	23	8	94										
16	GONZALEZ Pedri	MF	90	90	74	102	83	120	559				2/4		4	7			
17	PUADO Javier	MF		57			61		118				0/4		2	1			
18	GIL Oscar	DF		77	87		45	90	299						6	6	3		
19	OLMO Dani	FW	90	90	85	120	59	120	564	1		2	4/9		5	12	1		
20	MIRANDA Juan	DF	90	S	S	105	15	30	240				0/2		5	3			
21	GIL Bryan	MF	22	33	5	53		75	188				0/1		2	4	1		
22	VILLAR Ivan	GK					S												
Own Goals																			
Totals										9	5	6	34/82	1/1	89	87	14	0	

Corner Kicks: 41
Free Kicks: 85
Offsides: 14
Penalty Kicks Against (Converted/Attempts): 0/1

Legend:	2Y Indirect Red Card	AET After Extra Time	AS Assists	DF Defender
FC Fouls Committed	FS Fouls Suffered	FW Forward	GA Goals Against	GA Goals Against
GF Goals For	GK Goalkeeper	MF Midfielder	Min. Minutes Played	R Direct Red Card
No. Shirt Number	PK Penalty Kicks for (Converted/Attempts)	Pos. Position	Y Single Yellow Card	
S Unused Substitute	SG/S Shots on Goal/Shots			



Cumulative Statistics

出場記録 / Statistiques cumulées

MEX - Mexico

After 6 matches

No.	Name	Pos.	FRA 4:1 (0:0)	JPN 1:2 (0:2)	RSA 3:0 (2:0)	KOR 6:3 (3:1)	BRA 0:0 AET 1:4 PSO	JPN 3:1 (2:0)	Min.	GF	GA	AS	SG/S	PK	Fouls		Y	Red Cards		
															FC	FS		2Y	R	
1	MALAGON Luis	GK	S	S		S	S													
2	SANCHEZ Jorge	DF	90	90	71	90		90	431							9	7	3		
3	MONTES Cesar	DF	90	90	90	90	120	90	570				2/3			8	2	2		
4	ANGULO Jesus	DF	S	S	90	10	98	90	288							8	2	1		
5	VASQUEZ Johan	DF	90	68		80	120	90	448	1			1/1			11	5	2	1	
6	LORONA Vladimir	DF	S	47	90	90	120	S	347			1	0/1			9	7	1		
7	ROMO Luis	MF	90	90	90	90	120	90	570	2		2	3/9			11	11	1		
8	RODRIGUEZ Carlos	MF	90	57	66		75	86	374			2	0/1			4	7	1	1	
9	MARTIN Henry	FW	88	90	75	78	98	86	515	3		1	7/14			10	17			
10	LAINEZ Diego	FW	71	66	13	17	58	56	281			2	0/3			4	9	1		
11	VEGA Alexis	FW	83	67	77	78	89	78	472	3		1	5/7			7	11	1		
12	MORA Adrian	DF			19		22		41							1				
13	OCHOA Guillermo	GK	90	90	90	90	120	90	570		7						2	1		
14	AGUIRRE Erick	MF	90	43					133								4			
15	ANTUNA Uriel	FW	19	24	77	73	62	34	289	1			4/6				8			
16	ESQUIVEL Joaquin	MF	19	33	19	90	45	4	210							6	1			
17	CORDOVA Sebastian	MF	71	90	71	73	78	78	461	4		3	10/13	2/2		10	6			
18	AGUIRRE Eduardo	FW	2	S	15	12	22	4	55	2			4/5			5	2			
19	ANGULO Ricardo	FW			13	12	42		67				1/1			1	3			
20	BELTRAN Fernando	MF				17		12	29				0/1							
21	ALVARADO Roberto	FW	7	23	S	S	31	12	73	1			1/2			1	2			
22	JURADO Sebastian	GK			S			S												
Own Goals																				
Totals										17	7	12	38/67	2/2	105	106	14	2		

Corner Kicks: 21
 Free Kicks: 114
 Offsides: 14
 Penalty Kicks Against (Converted/Attempts): 2/2

Legend:							
2Y	Indirect Red Card	AET	After Extra Time	AS	Assists	DF	Defender
FC	Fouls Committed	FS	Fouls Suffered	FW	Forward	GA	Goals Against
GF	Goals For	GK	Goalkeeper	MF	Midfielder	Min.	Minutes Played
No.	Shirt Number	PK	Penalty Kicks for (Converted/Attempts)	Pos.	Position	PSO	Penalty Shoot-out
R	Direct Red Card	S	Unused Substitute	SG/S	Shots on Goal/Shots	Y	Single Yellow Card



Cumulative Statistics

出場記録 / Statistiques cumulées

JPN - Japan

After 6 matches

No.	Name	Pos.	RSA 1:0 (0:0)	MEX 2:1 (2:0)	FRA 4:0 (2:0)	NZL 0:0 AET 4:2 PSO	ESP 0:1 AET	MEX 1:3 (0:2)	Min.	GF	GA	AS	SG/S	PK	Fouls		Y	Red Cards	
															FC	FS		2Y	R
1	OSAKO Keisuke	GK	S	S	S	S	S	S											
2	SAKAI Hiroki	DF	90	90	55		120	90	445	1			1/1		7	8	3		
3	NAKAYAMA Yuta	DF	72	90	90	51	120	62	485				1/2		13	7	1		
4	ITAKURA Kou	DF	90	90	18	30	120	19	367				0/2		5	5			
5	YOSHIDA Maya	DF	90	90	90	120	120	90	600				0/4		5	8			
6	ENDO Wataru	MF	90	90	72	120	120	80	572				0/3		15	13	2		
7	KUBO Takefusa	MF	90	90	45	120	90	90	525	3		1	9/21		7	9			
8	MIYOSHI Koji	MF	60	S	45	15	30	10	160	1			2/5		4	2	1		
9	MAEDA Daizen	FW	S	25	10	S	30	S	65	1			1/2		3	1			
10	DOAN Ritsu	MF	85	79	72	105	90	90	521	1		1	1/11	1/1	7	12	1		
11	MITOMA Kaoru	MF		11	S	30		28	69	1			2/4			2			
12	TANI Kosei	GK	90	90	90	120	120	90	600		5					1			
13	HATATE Reo	DF	18	S	90	90	65	45	308			1	1/7		2	2			
14	TOMIYASU Takehiro	DF			90	120		90	300				0/1		4	2	2		
15	HASHIOKA Daiki	DF	S	S	35	120	2		157						5	4			
16	SOMA Yuki	MF	30	65	18	69	55	45	282			1	1/3		4	8			
17	TANAKA Ao	MF	90	90	80	90	118	71	539			1	1/2		10	2	1		
18	UEDA Ayase	FW	18	11	90	51	55	28	253				4/7		6	3	1		
19	HAYASHI Daichi	FW	72	79		69	65	62	347				3/6		8	7			
20	MACHIDA Koki	DF	5						5										
21	SEKO Ayumu	DF					S												
22	SUZUKI Zion	GK																	
Own Goals																			
Totals										8	5	5	27/81	1/1	105	96	12	0	

Corner Kicks: 27
 Free Kicks: 109
 Offsides: 12
 Penalty Kicks Against (Converted/Attempts): 1/1

Legend:			
2Y Indirect Red Card	AET After Extra Time	AS Assists	DF Defender
FC Fouls Committed	FS Fouls Suffered	FW Forward	GA Goals Against
GF Goals For	GK Goalkeeper	MF Midfielder	Min. Minutes Played
No. Shirt Number	PK Penalty Kicks for (Converted/Attempts)	Pos. Position	PSO Penalty Shoot-out
R Direct Red Card	S Unused Substitute	SG/S Shots on Goal/Shots	Y Single Yellow Card



Cumulative Statistics
出場記録 / Statistiques cumulées

KOR - Republic of Korea

After 4 matches

No.	Name	Pos.	NZL 0:1 (0:0)	ROU 4:0 (1:0)	HON 6:0 (3:0)	MEX 3:6 (1:3)	Min.	GF	GA	AS	SG/S	PK	Fouls		Y	Red Cards		
													FC	FS		2Y	R	
1	SONG Bumkeun	GK	90	90	90	90	360		7									
2	LEE Youhyeon	DF	90	S	S		90							1	1			
3	KIM Jaewoo	DF		1	33	9	43											
4	PARK Jisu	DF	3	90	90	81	264				0/1			2				
5	JEONG Taewook	DF	90	90	90	90	360			1	0/3			4	3	1		
6	JEONG Seungwon	MF	12	45		S	57				0/1			1	1	1		
7	KWON Changhoon	MF	59	45	73	45	222				1/6			2	4			
8	LEE Kangin	MF	59	12	33	17	121	3			6/10	1/1		2	4	1		
9	SONG Minkyu	FW	31	25			56				0/1				1			
10	LEE Donggyeong	MF	31	78	17	90	216	2			4/10			4	3			
11	LEE Dongjun	FW	31	65	45	90	231			1	1/4			3	9			
12	SEOL Youngwoo	DF	S	90	90	90	270			1				3	6			
13	KIM Jinya	DF			90	90	180	1		1	2/3			1	3			
14	KIM Donghyun	MF	78		18	45	141			1	0/1			2	1			
15	WON Dujae	MF	90	90	72	45	297	1			1/5	1/1		9		1		
16	HWANG Ujjo	FW	90	78	57	90	315	4			10/14	2/2		2	5			
17	UM Wonsang	FW	59	89	45	27	220	1			2/4			2	3			
18	AHN Joonsoo	GK	S	S	S	S												
19	KANG Yoonseong	DF	87	90	57	45	279			1				5	3	1		
20	LEE Sangmin	DF	90				90							1	3			
21	KIM Jingyu	MF		12	90	45	147			1				2	1			
22	AN Changi	GK																
Own Goals								1										
Totals								13	7	7	27/63	4/4	46	51	5	0		

Corner Kicks: 24
Free Kicks: 48
Offsides: 6
Penalty Kicks Against (Converted/Attempts): 1/1

Legend:			
2Y	Indirect Red Card	AS	Assists
FS	Fouls Suffered	FW	Forward
GK	Goalkeeper	MF	Midfielder
PK	Penalty Kicks for (Converted/Attempts)	Pos.	Position
SG/S	Shots on Goal/Shots	Y	Single Yellow Card
DF	Defender	GA	Goals Against
Min.	Minutes Played	R	Direct Red Card
FC	Fouls Committed	GF	Goals For
No.	Shirt Number	S	Unused Substitute



Cumulative Statistics
出場記録 / Statistiques cumulées

NZL - New Zealand

After 4 matches

No.	Name	Pos.	KOR 1:0 (0:0)	HON 2:3 (1:1)	ROU 0:0	JPN 0:0 AET 2:4 PSO	Min.	GF	GA	AS	SG/S	PK	Fouls		Y	Red Cards			
													FC	FS		2Y	R		
1	WOUD Michael	GK	90	90	90	120	390		3										
2	REID Winston	DF	90	6		51	147							1					
3	CACACE Liberato	DF	90	90	90	120	390	1			1/3			10	3	1			
4	PIJNAKER Nando	DF	90	90	90	120	390				0/1			2	2				
5	BOXALL Michael	DF																	
6	LEWIS Clayton	MF	89	65	18	120	292				0/2			3	1	1			
7	JUST Elijah	FW	71	86	90	41	288			1	0/2			4	5				
8	BELL Joe	MF	90	90	90	120	390				0/1			7	10	1			
9	WOOD Chris	FW	90	90	90	120	390	2			4/9			10	7				
10	STAMENIC Marko	MF	7	25	90		122				0/1			2	4	2			
11	CHAMPNESS Joe	FW	S	4	45	36	85				1/2			3	2				
12	McCOWATT Callum	FW	83	64	45	69	261				2/4			2	4				
13	SEARLE Jamie	GK	S	S	S	S													
14	STANGER George	DF	S	84	S	S	84							2					
15	INGHAM Dane	DF	90	90	45	41	266							6	1				
16	STENSNESS Gianni	MF	90	90	90	120	390				0/1			5	4	1			
17	ELLIOT Callan	DF	1	S	45	79	125							4		1			
18	WAINE Ben	FW	19	26	S	84	129							4	1	1			
19	GARBETT Matthew	FW			72	79	151				0/2			6	3	2			
20	SUTTON Sam	MF		S	S	S													
21	OLD Ben	MF	S																
22	PAULSEN Alex	GK																	
Own Goals																			
Totals								3	3	1	8/28			71	48	10	0		

Corner Kicks: 18
Free Kicks: 51
Offsides: 6
Penalty Kicks Against (Converted/Attempts): 0/0

Legend:		
2Y	Indirect Red Card	AET After Extra Time
FC	Fouls Committed	FS Fouls Suffered
GF	Goals For	GK Goalkeeper
No.	Shirt Number	PK Penalty Kicks for (Converted/Attempts)
R	Direct Red Card	S Unused Substitute
		AS Assists
		FW Forward
		MF Midfielder
		Pos. Position
		SG/S Shots on Goal/Shots
		DF Defender
		GA Goals Against
		Min. Minutes Played
		PSO Penalty Shoot-out
		Y Single Yellow Card



Cumulative Statistics
出場記録 / Statistiques cumulées

CIV - Côte d'Ivoire

After 4 matches

No.	Name	Pos.	KSA 2:1 (1:1)	BRA 0:0	GER 1:1 (0:0)	ESP 2:5 AET (2:2, 1:1)	Min.	GF	GA	AS	SG/S	PK	Fouls		Y	Red Cards		
													FC	FS		2Y	R	
1	NAGOLI Maxime	GK	S		S	S												
2	GNAKA Silas	DF	S	S	S	S												
3	BAILLY Eric	DF	90	90	90	120	390	1			1/1		4	3				
4	DABILA Kouadio-Yves	DF	90	90	90	120	390						8		1			
5	DIALLO Ismael	DF	90	90	90	120	390				0/2		5	2	1			
6	SINGO Wilfried	DF	90	90	90	120	390				0/1		3	6				
7	DOUMBIA Idrissa	MF	66	1	57		124						2					
8	KESSIE Franck	MF	90	89	90	120	389	1			2/4		6	8	1			
9	DAO Youssouf	FW	24	75	90	120	309				1/3		3	5				
10	DIALLO Amad	FW	90	63	33	58	244			1	3/6		1	2				
11	KOUAME Christian	FW	90	27	89	90	296				1/3		6	2	1			
12	KOUASSI Eboue	MF	90	79		114	283				1/2		6	3		1		
13	KEITA Kader	FW	S	1	90	30	121						1	1	1			
14	GUIAGON Parfait	MF																
15	GRADEL Max	FW	90	89	90	120	389	1		1	2/8		11	5	1			
16	IRA Eliezer	GK	90	90	90	120	390			7				1				
17	OUATTARA Zie	DF	S	63	1	S	64						2					
18	TIMITE Cheick	MF	S	15	S	62	77				1/1			2				
19	KOUAO Koffi	DF		26	S	6	32											
20	DOUMBIA Aboubacar	FW	S														1	
22	TIE Nicolas	GK		S	S	S												
Own Goals								2										
Totals								5	7	2	12/31		58	40	6	2		

Corner Kicks: 14
Free Kicks: 31
Offsides: 8
Penalty Kicks Against (Converted/Attempts): 1/1

Legend:							
2Y	Indirect Red Card	AET	After Extra Time	AS	Assists	DF	Defender
FC	Fouls Committed	FS	Fouls Suffered	FW	Forward	GA	Goals Against
GF	Goals For	GK	Goalkeeper	MF	Midfielder	Min.	Minutes Played
No.	Shirt Number	PK	Penalty Kicks for (Converted/Attempts)	Pos.	Position	R	Direct Red Card
S	Unused Substitute	SG/S	Shots on Goal/Shots	Y	Single Yellow Card		



Cumulative Statistics
出場記録 / Statistiques cumulées

EGY - Egypt

After 4 matches

No.	Name	Pos.	ESP 0:0	ARG 0:1 (0:0)	AUS 2:0 (1:0)	BRA 0:1 (0:1)	Min.	GF	GA	AS	SG/S	PK	Fouls		Y	Red Cards			
													FC	FS		2Y	R		
1	ELSHENAWY Mohamed	GK	90	90	90	90	360		2										
2	HAMDY Ammar	MF	27	60	30	84	201	1			1/3		2	4	1				
3	FOUAD Karim	MF	1	45			46						2	1					
4	GALAL Osama	DF	90	79	90	90	349						7	2	1				
5	ABDELSALAM Mohamed	DF																	
6	HEGAZY Ahmed	DF	90	90	90	90	360						1	2	1				
7	MOHSEN Salah	FW	27	60	60	28	175				2/6		1						
8	MAHER Nasser	MF		11	1	6	18				1/1		2						
9	MOHAMED Taher	FW	63	30	78	84	255				0/2		2	6	1				
10	SOBHI Ramadan	FW	89	90	89	90	358			1	2/3		9	3					
11	ADEL Ibrahim	FW	27	30	12	S	69				0/2		1	1					
12	TAWFIK Akram	MF	90	90	89	90	359				0/1		8	8	2				
13	ERAKY Karim	MF	89	45	90	62	286				0/1		2	3					
14	RAYAN Ahmed	FW	63	90	78	62	293	1			2/4		3	4					
15	ASHOUR Emam	MF	63	S	1	28	92						3	3					
16	GAD Mahmoud	GK	S	S	S	S													
17	RAMADAN Ahmed	DF	1	S	S	S	1												
18	EL WENCH Mahmoud	DF	90	90	90	90	360						4	2					
19	RAHMAN Abdel	FW																	
20	FOTOUH Ahmed	MF	90	90	90	90	360				0/2		3	3	1				
21	MANSY Nasser	FW	S		12	6	18				1/1								
22	SOBHY Mohamed	GK	S		S														
Own Goals																			
Totals								2	2	1	9/26			50	42	7		0	

Corner Kicks: 11
 Free Kicks: 33
 Offsides: 10
 Penalty Kicks Against (Converted/Attempts): 0/0

Legend:			
2Y	Indirect Red Card	AS	Assists
FS	Fouls Suffered	FW	Forward
GK	Goalkeeper	MF	Midfielder
PK	Penalty Kicks for (Converted/Attempts)	Pos.	Position
SG/S	Shots on Goal/Shots	Y	Single Yellow Card
		DF	Defender
		GA	Goals Against
		Min.	Minutes Played
		R	Direct Red Card
		FC	Fouls Committed
		GF	Goals For
		No.	Shirt Number
		S	Unused Substitute



Cumulative Statistics
出場記録 / Statistiques cumulées

GER - Germany
After 3 matches

No.	Name	Pos.	BRA 2:4 (0:3)	KSA 3:2 (2:1)	CIV 1:1 (0:0)	Min.	GF	GA	AS	SG/S	PK	Fouls		Y	Red Cards		
												FC	FS		2Y	R	
1	MUELLER Florian	GK	90	90	90	270		7									
2	HENRICHS Benjamin	DF	90	90	90	270				0/1		9	3	1			
3	RAUM David	DF	90	90	90	270			1	1/1		6	2				
4	UDUOKHAI Felix	DF	90	90	90	270	1			1/1		2	4				
5	PIEPER Amos	DF	45	67	N	112						4	1	1			1
6	ACHE Ragnar	FW	22	83	90	195	2			6/12		3	2				
7	RICHTER Marco	FW	68	7	62	137				2/5		1	2				
8	ARNOLD Maximilian	MF	63	N	45	108				0/1		6	1	1		1	
9	TEUCHERT Cedric	FW	16	69	28	113			1	2/2			1				
10	KRUSE Max	FW	68	90	90	248			1	1/3		3	3				
11	AMIRI Nadiem	MF	74	73	88	235	2			3/6		2	5				
12	BRODERSEN Svend	GK	S	S	S												
13	MAIER Arne	MF	90	70	79	239						3	1				
14	JAKOBS Ismail	FW															
15	TORUNARIGHA Jordan	DF	45	21	90	156						1	2	1			
16	SCHLOTTERBECK Keven	DF	9	17	2	28											
17	STACH Anton	MF	81	20	11	112						3	1	1			
18	LOEWEN Eduard	MF	22	90	45	157	1			2/4		1	1				
22	PLOGMANN Luca	GK	S	S	S												
Own Goals																	
Totals						6	7	3	18/36			44	29	5	2		

Corner Kicks: 13
 Free Kicks: 29
 Offsides: 6
 Penalty Kicks Against (Converted/Attempts): 0/1

Legend:							
2Y	Indirect Red Card	AS	Assists	DF	Defender	FC	Fouls Committed
FS	Fouls Suffered	FW	Forward	GA	Goals Against	GF	Goals For
GK	Goalkeeper	MF	Midfielder	Min.	Minutes Played	N	Not eligible to Play
No.	Shirt Number	PK	Penalty Kicks for (Converted/Attempts)	Pos.	Position	R	Direct Red Card
S	Unused Substitute	SG/S	Shots on Goal/Shots	Y	Single Yellow Card		



Cumulative Statistics
出場記録 / Statistiques cumulées

ARG - Argentina

After 3 matches

No.	Name	Pos.	AUS 0:2 (0:1)	EGY 1:0 (0:0)	ESP 1:1 (0:0)	Min.	GF	GA	AS	SG/S	PK	Fouls		Y	Red Cards			
												FC	FS		2Y	R		
1	LEDESMA Jeremias	GK	90	90	90	270		3										
2	PEREZ Nehuen	DF	90	90	90	270				2/3		3	2	2				
3	BRAVO Claudio	DF		90	83	173						5	1	1				
4	DE LA FUENTE Hernan	DF	62	90	S	152				1/2		1	3					
5	VERA Fausto	MF	90	90	55	235				1/5		2	1	1				
6	MOSEVICH Leonel	DF	S	S	7	7				1/1		1		1				
7	URZI Agustin	FW		28	70	98						2	3					
8	COLOMBATTO Santiago	MF	78		35	113						5	1	1				
9	GAICH Adolfo	FW	90	62	90	242				3/5		1	5	1				
10	Mac ALLISTER Alexis	MF	78	89	55	222				0/5		3	2					
11	BARCO Ezequiel	MF	82	62	45	189				1/4		2	6					
12	MORALES Lautaro	GK	S	S	S													
13	HERRERA Marcelo	DF	28	S	90	118												
14	MEDINA Facundo	DF	90	90	90	270	1			1/2		2	5	1				
15	DE LA VEGA Pedro	FW	8	90	45	143				0/1		1	4	1				
16	PAYERO Martin	MF	12	79	35	126				0/1		4	1	1				
17	BELMONTE Tomas	MF	12	11	90	113	1			1/2		3	3	1				
18	PONCE Ezequiel	FW	45	28		73						1	1	2				
19	ORTEGA Francisco	MF	45			45						1			1			
20	ALMADA Thiago	MF		1	20	21			1	1/1			1					
21	VALENZUELA Fernando	FW	45			45				0/1		1	3					
22	BLAZQUEZ Joaquin	GK																
Own Goals																		
Totals							2	3	1	12/33			38	42	13	1		

Corner Kicks: 20
Free Kicks: 45
Offsides: 4
Penalty Kicks Against (Converted/Attempts): 0/0

Legend:	
2Y Indirect Red Card	AS Assists
FS Fouls Suffered	DF Defender
GK Goalkeeper	FW Forward
PK Penalty Kicks for (Converted/Attempts)	MF Midfielder
SG/S Shots on Goal/Shots	Pos. Position
	Y Single Yellow Card
	DF Defender
	GA Goals Against
	Min. Minutes Played
	R Direct Red Card
	FC Fouls Committed
	GF Goals For
	No. Shirt Number
	S Unused Substitute



Cumulative Statistics
出場記録 / Statistiques cumulées

ROU - Romania

After 3 matches

No.	Name	Pos.	HON 1:0 (1:0)	KOR 0:4 (0:1)	NZL 0:0	Min.	GF	GA	AS	SG/S	PK	Fouls		Y	Red Cards		
												FC	FS		2Y	R	
1	POPA Mihai	GK	S	S	S												
2	BOBOC Radu	DF	45	64		109						1					
3	STEFAN Florin	DF	45		90	135				0/1		1	6				
4	PASCANU Alexandru	DF	90	90	S	180				0/2		4	1	1			
5	BALUTA Tudor	MF	21	13		34							1				
6	GHITA Virgil	DF	90	90	90	270				0/1		2	2				
7	GHEORGHE Ion	MF		45		45						1	3		1		
8	MARIN Marius	MF	90	90	90	270				1/1		3	8				
9	GANEA George	FW	68	56	31	155				0/2		4	3				
10	CIOBANU Andrei	MF	69	77	11	157				0/1			7				
11	GHEORGHE Valentin	FW	55	34	11	100				0/1			2				
12	AIOANI Marian	GK	90	90	90	270		4					2				
13	FLORESCU Eduard	MF	S	13	87	100				1/2							
14	RATIU Andrei	DF	75		90	165				1/2		2					
15	CHINDRIS Andrei	DF		S	79	79						2		1			
16	DEACONU Ronaldo	MF			11	11				0/1							
17	GRIGORE Ricardo	DF	15	26	90	131						2	1				
18	DULCA Marco	MF	90	77	79	246				0/2		4		2			
19	SINTEAN Andrei	FW	22	34	59	115				0/1		10	1	1			
20	DOBRE Alexandru	MF	90	90	79	259				0/2		3	2	1			
21	SEFER Antonio	MF	35	56	3	94				0/1			3				
22	TARNOVANU Stefan	GK															
Own Goals							1										
Totals							1	4			3/20		39	42	6	1	

Corner Kicks: 8
Free Kicks: 41
Offsides: 3
Penalty Kicks Against (Converted/Attempts): 1/1

Legend:	
2Y	Indirect Red Card
FS	Fouls Suffered
GK	Goalkeeper
PK	Penalty Kicks for (Converted/Attempts)
SG/S	Shots on Goal/Shots
AS	Assists
FW	Forward
MF	Midfielder
Pos.	Position
Y	Single Yellow Card
DF	Defender
GA	Goals Against
Min.	Minutes Played
R	Direct Red Card
FC	Fouls Committed
GF	Goals For
No.	Shirt Number
S	Unused Substitute



Cumulative Statistics
出場記録 / Statistiques cumulées

AUS - Australia
After 3 matches

No.	Name	Pos.	ARG 2:0 (1:0)	ESP 0:1 (0:0)	EGY 0:2 (0:1)	Min.	GF	GA	AS	SG/S	PK	Fouls		Y	Red Cards		
												FC	FS		2Y	R	
1	GLOVER Thomas	GK	90	90	90	270		3									
2	ATKINSON Nathaniel	DF	90	90		180						3	4	2			
3	ROWLES Kye	DF	S	27	90	117						1	1				
4	RICH-BAGHUELOU Jay	DF			27	27						1					
5	SOUTTAR Harry	DF	90	90	90	270						7	2	1			
6	BACCUS Keanu	MF	1	17	45	63				1/1		1	1	1			
7	PISCOPO Reno	FW			S												
8	McGREE Riley	MF	79	73		152				1/3		3	4	2			
9	D'AGOSTINO Nicholas	FW	11	7	89	107				0/1		2	1				
10	GENREAU Denis	MF	89	73	45	207				0/1		4	4	1			
11	ARZANI Daniel	FW	79	63	45	187				2/2		7	7				
12	DUKE Mitch	FW	90	90		180			2	1/3		2	4	2			
13	PIERIAS Dylan	DF	S	S	45	45						1	1				
14	DENG Thomas	DF	90	83	90	263				1/1			1				
15	WATTS Caleb	MF	18	17	1	36				0/1		2	1	1			
16	KING Joel	DF	90	90	90	270						4	2				
17	METCALFE Connor	MF	90	90	89	269				0/3		2	2	1			
18	MAYNARD-BREWER Ashley	GK	S	S	S												
19	TILIO Marco	FW	11	27	90	128	1			1/1		3	1				
20	WALES Lachlan	FW	72	63	63	198	1			2/2		3	2	1			
21	DEVLIN Cameron	MF			1	1											
22	HOLMES Jordan	GK															
Own Goals																	
Totals							2	3	2	9/19			46	38	12	0	

Corner Kicks: 9
 Free Kicks: 35
 Offsides: 6
 Penalty Kicks Against (Converted/Attempts): 0/0

Legend:			
2Y Indirect Red Card	AS Assists	DF Defender	FC Fouls Committed
FS Fouls Suffered	FW Forward	GA Goals Against	GF Goals For
GK Goalkeeper	MF Midfielder	Min. Minutes Played	No. Shirt Number
PK Penalty Kicks for (Converted/Attempts)	Pos. Position	R Direct Red Card	S Unused Substitute
SG/S Shots on Goal/Shots	Y Single Yellow Card		



Cumulative Statistics
出場記録 / Statistiques cumulées

FRA - France

After 3 matches

No.	Name	Pos.	MEX 1:4 (0:0)	RSA 4:3 (0:0)	JPN 0:4 (0:2)	Min.	GF	GA	AS	SG/S	PK	Fouls		Y	Red Cards	
												FC	FS		2Y	R
1	BERNARDONI Paul	GK	90	90	90	270		11								
2	KALULU Pierre	DF	90	90	62	242						2	2			
3	BARD Melvin	DF	1		28	29							1			
4	PEMBELE Timothee	DF	S	S	62	62						1	1	1		
5	NKOUNKOU Niels	DF		90	S	90				0/1		1		1		
6	TOUSART Lucas	MF	60	68	90	218				0/1		4	1			
7	NORDIN Arnaud	FW	60	22	S	82				2/3			4			
8	le FEE Enzo	MF	90	29	52	171				1/2			4			
9	MBUKU Nathanael	FW	11	61	S	72				1/1			1			
10	GIGNAC Andre-Pierre	FW	90	90	90	270	4		1	9/13	2/2	4				
11	SAVANIER Teji	MF	90	90	38	218	1			2/4		6	5	1		
12	BEKA BEKA Alexis	MF	30	22	90	142				1/1		2	3			
13	MICHELIN Clement	DF	90	90	90	270			1	0/1		3	5	2		
14	THAUVIN Florian	FW	79	68	90	237				1/5		2	6			
15	SAGNAN Modibo	DF	90	S	28	118						1	1			
16	BAJIC Stefan	GK	S	S	S											
17	CACI Anthony	DF	89	90	90	269						8	1	1		
18	KOLO MUANI Randal	FW	30	90	72	192			1	1/2		6	4			1
19	DOUKOURE Ismael	DF	S	S												
20	LIHADJI Isaac	MF														
22	BERTAUD Dimitry	GK														
Own Goals																
Totals						5	11	3	18/34	2/2	40	39	6	1		

Corner Kicks: 16
 Free Kicks: 41
 Offsides: 6
 Penalty Kicks Against (Converted/Attempts): 0/1

Legend:	
2Y Indirect Red Card	AS Assists
FS Fouls Suffered	DF Defender
GK Goalkeeper	FW Forward
PK Penalty Kicks for (Converted/Attempts)	MF Midfielder
SG/S Shots on Goal/Shots	Min. Minutes Played
	R Direct Red Card
	FC Fouls Committed
	GF Goals For
	No. Shirt Number
	S Unused Substitute
	Pos. Position
	Y Single Yellow Card



Cumulative Statistics
出場記録 / Statistiques cumulées

HON - Honduras

After 3 matches

No.	Name	Pos.	ROU 0:1 (0:1)	NZL 3:2 (1:1)	KOR 0:6 (0:3)	Min.	GF	GA	AS	SG/S	PK	Fouls		Y	Red Cards		
												FC	FS		2Y	R	
1	GUIFY Alex	GK	45	90	90	225		9									
2	MALDONADO Denil	DF	88	62	90	240				0/1		2	2				
3	DECAS Wesley	DF	90	90	90	270						7	1	1			
4	MELENDEZ Carlos	DF	2	28	39	69						4	1	1			1
5	MELENDEZ Cristopher	DF	2	62	47	111						4	2	1			
6	NUNEZ Jonathan	MF	S	S	90	90							2	1			
7	REYES Jose	MF	33	90	90	213			1	1/9		2	3				
8	RODRIGUEZ Edwin	MF	57	90	70	217				1/6		1	7				
9	BENGUCHE Jorge	FW	90	45	S	135				1/4		1	4				
10	RIVAS Rigoberto	FW	57	27	45	129	1			2/3		2	2				
11	ELVIR Samuel	MF															
12	PERELLO Michael	GK	45	S	S	45											
13	MOYA Brayan	FW			45	45						1	1				
14	PINTO Jose	FW															
15	PINEDA Carlos	MF	90	45	45	180			1	0/2		3	2				
16	GARCIA Jose	DF	90	90		180							5				
17	PALMA Luis	FW	33	90	43	166	1			3/8		1	4				
18	OBREGON Juan	FW	S	19	S	19	1			1/1							
19	MARTINEZ Douglas	FW	90	71	45	206				1/3		3	1				
20	ALVAREZ Jorge	MF	90	63	20	173				0/2		2	1	1			
21	OLIVA Elvin	DF	88	28	90	206				2/2		2	1	1			
22	RAMOS Bryan	GK															
Own Goals																	
Totals							3	9	2	12/41		35	39	6	1		

Corner Kicks: 11
 Free Kicks: 40
 Offsides: 2
 Penalty Kicks Against (Converted/Attempts): 3/3

Legend:			
2Y	Indirect Red Card	AS	Assists
FS	Fouls Suffered	FW	Forward
GK	Goalkeeper	MF	Midfielder
PK	Penalty Kicks for (Converted/Attempts)	Pos.	Position
SG/S	Shots on Goal/Shots	Y	Single Yellow Card
		DF	Defender
		GA	Goals Against
		Min.	Minutes Played
		R	Direct Red Card
		FC	Fouls Committed
		GF	Goals For
		No.	Shirt Number
		S	Unused Substitute



Cumulative Statistics
出場記録 / Statistiques cumulées

KSA - Saudi Arabia

After 3 matches

No.	Name	Pos.	CIV 1:2 (1:1)	GER 2:3 (1:2)	BRA 1:3 (1:1)	Min.	GF	GA	AS	SG/S	PK	Fouls		Y	Red Cards	
												FC	FS		2Y	R
1	ALBUKHARI Amin	GK	S	S	90	90		3					1	1		
2	ABDULHAMID Saud	DF	90	86	90	266			1			4	4			
3	ALTUHAYFAN Hamad	DF	S	4		4							1			
4	HINDI Abdulbasit	DF	90	86	90	266							1			
5	ALAMRI Abdulelah	DF	76	90	90	256	1			1/2		3	1			
6	ALNAJI Sami	MF	90	90	61	241	2			3/4		5	6	1		
7	ALFARAJ Salman	MF	90	86	89	265			1	1/1		6	4	1		
8	ALOMRAN Nasser	MF			1	1										
9	ALHAMDDAN Abdullah	FW	63	90	76	229						4	3	1		
10	ALDAWSARI Salem	FW	90	90	90	270	1			3/9		4	6			
11	ALGHANNAM Khalid	FW	14	S	1	15				0/1		1				
12	ALRUBAIE Mohammed	GK	90	90		180		5								
13	ALSHAHrani Yasser	MF	90	90	90	270			1	0/1		3	3	1		
14	ALHASSAN Ali	MF	76	90	61	227						2	4			
15	AHMED Aiman	FW	67	4		71				0/1			1			
16	ALDAWSARI Khalifah	DF	14	4	89	107						3	2	1		
17	ALKHULAIF Ayman	MF	23	68		91				0/2		2	4			
18	GHAREEB Abdulrahman	MF	27	22	29	78				0/4						
19	ALBRIKAN Feras	FW			14	14						1				
20	MUKHTAR Ali	MF	S	S	29	29								1		
21	TARMIN Hassuna	DF			S											
22	ALBAWARDI Zaid	GK			S											
Own Goals																
Totals						4	8	3	8/25			38	41	7	0	

Corner Kicks: 16
 Free Kicks: 42
 Offsides: 4
 Penalty Kicks Against (Converted/Attempts): 0/0

Legend:							
2Y	Indirect Red Card	AS	Assists	DF	Defender	FC	Fouls Committed
FS	Fouls Suffered	FW	Forward	GA	Goals Against	GF	Goals For
GK	Goalkeeper	MF	Midfielder	Min.	Minutes Played	No.	Shirt Number
PK	Penalty Kicks for (Converted/Attempts)	Pos.	Position	R	Direct Red Card	S	Unused Substitute
SG/S	Shots on Goal/Shots	Y	Single Yellow Card				



Cumulative Statistics
出場記録 / Statistiques cumulées

RSA - South Africa

After 3 matches

No.	Name	Pos.	JPN 0:1 (0:0)	FRA 3:4 (0:0)	MEX 0:3 (0:2)	Min.	GF	GA	AS	SG/S	PK	Fouls		Y	Red Cards	
												FC	FS		2Y	R
1	WILLIAMS Ronwen	GK	90	90	90	270		8				1		1		
2	MONYANE James	DF	I	7	S	7										
3	MOHAMME Katlego	DF	S	90	90	180				0/3		2		1		
4	MOKOENA Teboho	MF	90	83	90	263	1			3/5		2	4	1		
5	FLEURS Luke	DF	90	90	90	270				0/1		1	4			
6	MAHLATSI Kamohelo	MF		25	90	115						1	5			
7	NGCOBO Nkosingiphile	MF	1	65	7	73				0/2		1	1			
8	CELE Thabo	MF	90	90	83	263				1/1		3	8	1		
9	MAKGOPA Evidence	FW	90	90	83	263	1			2/5			3			
10	SINGH Luther	FW	90	90	90	270			1	3/7	0/1	3	3			
11	MAHLANGU McBeth	DF	S	S	23	23										
12	MOSELE Goodman	MF	89	13	7	109										
13	FROSLER Reeve	MF	79	83	29	191						1				
14	MABILISO Sibusiso	DF	90	S	S	90							1			
15	MALEPE Repo	DF	90	90	58	238						4	2			1
16	MPOTO Mondli	GK	S	S	S											
17	MUKUMELA Thendo	DF	90	7	67	164						1				
18	KODISANG Kobamelo	MF	11	77	61	149	1		1	3/3			5			
22	MLUNGWANA Sifiso	GK	S													
Own Goals																
Totals						3	8	2	12/27	0/1	20	36	4	1		

Corner Kicks: 7
 Free Kicks: 39
 Offsides: 5
 Penalty Kicks Against (Converted/Attempts): 1/1

Legend:							
2Y	Indirect Red Card	AS	Assists	DF	Defender	FC	Fouls Committed
FS	Fouls Suffered	FW	Forward	GA	Goals Against	GF	Goals For
GK	Goalkeeper	I	Injured	MF	Midfielder	Min.	Minutes Played
No.	Shirt Number	PK	Penalty Kicks for (Converted/Attempts)	Pos.	Position	R	Direct Red Card
S	Unused Substitute	SG/S	Shots on Goal/Shots	Y	Single Yellow Card		



Overall Team Statistics

チームスタッツ (通算) / Statistiques globales des équipes
As of SAT 7 AUG 2021 at 23:21

Team	MP	GF	GA	SG/S	PK	PKA	CK	OF	Fouls		Y	Red Cards	
									FC/Avg.	FS/Avg.		2Y	R
ARG - Argentina	3	2	3	12 / 33			20	4	38 / 12.7	42 / 14.0	13	1	
AUS - Australia	3	2	3	9 / 19			9	6	46 / 15.3	38 / 12.7	12		
BRA - Brazil	6	10	4	39 / 79	0 / 2		44	11	91 / 15.2	103 / 17.2	14		1
CIV - Côte d'Ivoire	4	5	7	12 / 31		1 / 1	14	8	58 / 14.5	40 / 10.0	6	1	1
EGY - Egypt	4	2	2	9 / 26			11	10	50 / 12.5	42 / 10.5	7		
ESP - Spain	6	9	5	34 / 82	1 / 1	0 / 1	41	14	89 / 14.8	87 / 14.5	14		
FRA - France	3	5	11	18 / 34	2 / 2	0 / 1	16	6	40 / 13.3	39 / 13.0	6		1
GER - Germany	3	6	7	18 / 36		0 / 1	13	6	44 / 14.7	29 / 9.7	5	1	1
HON - Honduras	3	3	9	12 / 41		3 / 3	11	2	35 / 11.7	39 / 13.0	6		1
JPN - Japan	6	8	5	27 / 81	1 / 1	1 / 1	27	12	105 / 17.5	96 / 16.0	12		
KOR - Republic of Korea	4	13	7	27 / 63	4 / 4	1 / 1	24	6	46 / 11.5	51 / 12.8	5		
KSA - Saudi Arabia	3	4	8	8 / 25			16	4	38 / 12.7	41 / 13.7	7		
MEX - Mexico	6	17	7	38 / 67	2 / 2	2 / 2	21	14	105 / 17.5	106 / 17.7	14		2
NZL - New Zealand	4	3	3	8 / 28			18	6	71 / 17.8	48 / 12.0	10		
ROU - Romania	3	1	4	3 / 20		1 / 1	8	3	39 / 13.0	42 / 14.0	6	1	
RSA - South Africa	3	3	8	12 / 27	0 / 1	1 / 1	7	5	20 / 6.7	36 / 12.0	4		1
Tournament	Totals		93	93	286 / 692	10 / 13	10 / 13	300	117	915	879	141	12
	Averages (per Match)		2.9	2.9	8.9 / 21.6	0.3 / 0.4	0.3 / 0.4	9.4	3.7	28.6	27.5	4.4	0.4

Legend:

2Y	Indirect Red Card	Avg.	Average per Match	CK	Corner Kicks	FC	Fouls Committed
FS	Fouls Suffered	GA	Goals Against	GF	Goals For	MP	Matches Played
OF	Offsides	PK	Penalty Kicks for (Converted/Attempts)	PKA	Penalty Kicks Against (Converted/Attempts)		
R	Direct Red Card	SG/S	Shots on Goal/Shots	Y	Single Yellow Card		



Individual Statistics

選手スタッツ (通算) / Statistiques individuelles

As of SAT 7 AUG 2021 at 23:21

GOALSCORERS

Rank	Shirt Number	Name	Team	Position	Goals	Assists	Minutes Played	Matches Played
1	10	RICHARLISON	BRA	Forward	5	1	565	6
2	17	CORDOVA Sebastian	MEX	Midfielder	4	3	461	6
3	10	GIGNAC Andre-Pierre	FRA	Forward	4	1	270	3
4	16	HWANG Uijo	KOR	Forward	4		315	4
5	11	OYARZABAL Mikel	ESP	Forward	3	2	576	6
6	9	CUNHA Matheus	BRA	Forward	3	1	392	5
7	11	VEGA Alexis	MEX	Forward	3	1	472	6
8	9	MARTIN Henry	MEX	Forward	3	1	515	6
9	7	KUBO Takefusa	JPN	Midfielder	3	1	525	6
10	8	LEE Kangin	KOR	Midfielder	3		121	4
11	9	MIR Rafa	ESP	Forward	3		218	6
12	7	ROMO Luis	MEX	Midfielder	2	2	570	6
13	18	AGUIRRE Eduardo	MEX	Forward	2		55	5
14	6	ACHE Ragnar	GER	Forward	2		195	3
15	10	LEE Donggyeong	KOR	Midfielder	2		216	4
16	11	AMIRI Nadiem	GER	Midfielder	2		235	3
17	6	ALNAJI Sami	KSA	Midfielder	2		241	3
18	9	WOOD Chris	NZL	Forward	2		390	4
19	19	OLMO Dani	ESP	Forward	1	2	564	6
20	18	KODISANG Kobamelo	RSA	Midfielder	1	1	149	3
21	13	KIM Jinya	KOR	Defender	1	1	180	2
22	7	ASENSIO Marco	ESP	Forward	1	1	328	6
23	15	GRADEL Max	CIV	Forward	1	1	389	4
24	10	DOAN Ritsu	JPN	Midfielder	1	1	521	6
25	18	OBREGON Juan	HON	Forward	1		19	1
26	9	MAEDA Daizen	JPN	Forward	1		65	3
27	11	MITOMA Kaoru	JPN	Midfielder	1		69	3
28	21	ALVARADO Roberto	MEX	Forward	1		73	4
29	17	BELMONTE Tomas	ARG	Midfielder	1		113	3
30	19	TILIO Marco	AUS	Forward	1		128	3
31	10	RIVAS Rigoberto	HON	Forward	1		129	3
32	7	PAULINHO	BRA	Forward	1		136	5
33	18	LOEWEN Eduard	GER	Midfielder	1		157	3
34	8	MIYOSHI Koji	JPN	Midfielder	1		160	5
35	17	PALMA Luis	HON	Forward	1		166	3
36	17	MALCOM	BRA	Forward	1		172	6
37	20	WALES Lachlan	AUS	Forward	1		198	3
38	2	HAMDY Ammar	EGY	Midfielder	1		201	4
39	11	SAVANIER Teji	FRA	Midfielder	1		218	3
40	17	UM Wonsang	KOR	Forward	1		220	4
41	5	ALAMRI Abdulelah	KSA	Defender	1		256	3
42	9	MAKGOPA Evidence	RSA	Forward	1		263	3
42	4	MOKOENA Teboho	RSA	Midfielder	1		263	3
44	10	ALDAWSARI Salem	KSA	Forward	1		270	3
44	14	MEDINA Facundo	ARG	Defender	1		270	3
44	4	UDUOKHAI Felix	GER	Defender	1		270	3
47	15	ANTUNA Uriel	MEX	Forward	1		289	6
48	14	RAYAN Ahmed	EGY	Forward	1		293	4
49	15	WON Dujae	KOR	Midfielder	1		297	4
50	8	MERINO Mikel	ESP	Midfielder	1		348	5
51	8	KESSIE Franck	CIV	Midfielder	1		389	4
52	3	BAILLY Eric	CIV	Defender	1		390	4
52	3	CACACE Liberato	NZL	Defender	1		390	4
54	2	SAKAI Hiroki	JPN	Defender	1		445	5
55	5	VASQUEZ Johan	MEX	Defender	1		448	5



Individual Statistics

選手スタッツ（通算） / Statistiques individuelles

As of SAT 7 AUG 2021 at 23:21

SHOTS ON GOAL

Rank	Shirt Number	Name	Team	Position	Shots on Goal	Matches Played	Average per Match
1	10	RICHARLISON	BRA	Forward	12	6	2.0
2	16	HWANG Uijo	KOR	Forward	10	4	2.5
3	17	CORDOVA Sebastian	MEX	Midfielder	10	6	1.7
3	9	MIR Rafa	ESP	Forward	10	6	1.7
5	10	GIGNAC Andre-Pierre	FRA	Forward	9	3	3.0
6	9	CUNHA Matheus	BRA	Forward	9	5	1.8
7	7	KUBO Takefusa	JPN	Midfielder	9	6	1.5
8	9	MARTIN Henry	MEX	Forward	7	6	1.2
8	11	OYARZABAL Mikel	ESP	Forward	7	6	1.2
10	6	ACHE Ragnar	GER	Forward	6	3	2.0

SHOTS

Rank	Shirt Number	Name	Team	Position	Shots	Matches Played	Average per Match
1	7	KUBO Takefusa	JPN	Midfielder	21	6	3.5
2	10	RICHARLISON	BRA	Forward	18	6	3.0
3	11	OYARZABAL Mikel	ESP	Forward	17	6	2.8
4	9	MIR Rafa	ESP	Forward	16	6	2.7
5	16	HWANG Uijo	KOR	Forward	14	4	3.5
6	9	MARTIN Henry	MEX	Forward	14	6	2.3
7	10	GIGNAC Andre-Pierre	FRA	Forward	13	3	4.3
8	9	CUNHA Matheus	BRA	Forward	13	5	2.6
9	17	CORDOVA Sebastian	MEX	Midfielder	13	6	2.2
10	6	ACHE Ragnar	GER	Forward	12	3	4.0

FOULS COMMITTED

Rank	Shirt Number	Name	Team	Position	Fouls Committed	Matches Played	Average per Match
1	10	RICHARLISON	BRA	Forward	16	6	2.7
2	8	MERINO Mikel	ESP	Midfielder	15	5	3.0
3	6	ENDO Wataru	JPN	Midfielder	15	6	2.5
4	8	GUIMARAES Bruno	BRA	Midfielder	13	6	2.2
4	3	NAKAYAMA Yuta	JPN	Defender	13	6	2.2
6	15	GRADEL Max	CIV	Forward	11	4	2.8
7	5	DOUGLAS LUIZ	BRA	Midfielder	11	5	2.2
7	5	VASQUEZ Johan	MEX	Defender	11	5	2.2
9	7	ROMO Luis	MEX	Midfielder	11	6	1.8
10	19	SINTEAN Andrei	ROU	Forward	10	3	3.3

FOULS SUFFERED

Rank	Shirt Number	Name	Team	Position	Fouls Suffered	Matches Played	Average per Match
1	10	RICHARLISON	BRA	Forward	22	6	3.7
2	9	MARTIN Henry	MEX	Forward	17	6	2.8
3	8	GUIMARAES Bruno	BRA	Midfielder	14	6	2.3
4	11	ANTONY	BRA	Forward	13	6	2.2
4	6	ENDO Wataru	JPN	Midfielder	13	6	2.2
6	10	DOAN Ritsu	JPN	Midfielder	12	6	2.0
6	19	OLMO Dani	ESP	Forward	12	6	2.0
8	9	CUNHA Matheus	BRA	Forward	11	5	2.2
9	7	ROMO Luis	MEX	Midfielder	11	6	1.8
9	11	VEGA Alexis	MEX	Forward	11	6	1.8



Medallists

メダリスト / Médaillé(e)s

GOLD	SILVER	BRONZE
CAN - Canada 1 LABBE Stephanie 2 CHAPMAN Allysha 3 BUCHANAN Kadeisha 4 ZADORSKY Shelina 5 QUINN 6 ROSE Deanne 7 GROSSO Julia 8 RIVIERE Jayde 9 LEON Adriana 10 LAWRENCE Ashley 11 SCOTT Desiree 12 SINCLAIR Christine 13 VIENS Evelyne 14 GILLES Vanessa 15 PRINCE Nichelle 16 BECKIE Janine 17 FLEMING Jessie 18 SHERIDAN Kailen 19 HUITEMA Jordyn 20 SCHMIDT Sophie 21 CARLE Gabrielle 22 McLEOD Erin	SWE - Sweden 1 LINDAHL Hedvig 2 ANDERSSON Jonna 3 KULLBERG Emma 4 GLAS Hanna 5 BENNISON Hanna 6 ERIKSSON Magdalena 7 JANOGY Madelen 8 HURTIG Lina 9 ASLLANI Kosovare 10 JAKOBSSON Sofia 11 BLACKSTENIUS Stina 12 FALK Jennifer 13 ILESTEDT Amanda 14 BJORN Nathalie 15 SCHOUGH Olivia 16 ANGELDAL Filippa 17 SEGER Caroline 18 ROLFO Fridolina 19 ANVEGARD Anna 20 RODDAR Julia 21 BLOMQVIST Rebecka 22 MUSOVIC Zecira	USA - United States 1 NAEHER Alyssa 2 DUNN Crystal 3 MEWIS Samantha 4 SAUERBRUNN Becky 5 O'HARA Kelley 6 MEWIS Kristie 7 HEATH Tobin 8 ERTZ Julie 9 HORAN Lindsey 10 LLOYD Carli 11 PRESS Christen 12 DAVIDSON Tierna 13 MORGAN Alex 14 SONNETT Emily 15 RAPINOE Megan 16 LAVELLE Rose 17 DAHLKEMPER Abby 18 FRANCH Adrianna 19 MACARIO Catarina 20 KRUEGER Casey 21 WILLIAMS Lynn 22 CAMPBELL Jane



Team Roster

登録選手一覧 / Composition de l'équipe
As of WED 21 JUL 2021

REVISED
22 JUL 0:41

AUS - Australia

No.	Name	Shirt Name	Pos.	Date of Birth	Height m / ft in	Club	Int. "A" Matches	
							Caps	Goals
1	WILLIAMS Lydia	WILLIAMS	GK	13 MAY 1988	1.75 / 5'9"	Arsenal (ENG)	90	0
2	KERR Sam	KERR	FW	10 SEP 1993	1.68 / 5'6"	Chelsea (ENG)	93	42
3	COONEY-CROSS Kyra	COONEY-CROSS	MF	15 FEB 2002	1.64 / 5'5"	Blacktown Spartans FC (AUS)	3	0
4	POLKINGHORNE Clare	POLKINGHORNE	DF	1 FEB 1989	1.71 / 5'7"	Vittsjö GIK (SWE)	129	11
5	LUIK Aivi	LUIK	MF	18 MAR 1985	1.66 / 5'5"	Sevilla FC (ESP)	30	0
6	LOGARZO Chloe	LOGARZO	MF	22 DEC 1994	1.66 / 5'5"	Kansas City (USA)	49	8
7	CATLEY Steph	CATLEY	DF	26 JAN 1994	1.71 / 5'7"	Arsenal (ENG)	85	3
8	KELLOND-KNIGHT Elise	KELLOND-KNIGHT	MF	10 AUG 1990	1.65 / 5'5"	Hammarby IF (SWE)	113	2
9	FOORD Caitlin	FOORD	FW	11 NOV 1994	1.69 / 5'7"	Arsenal (ENG)	87	20
10	van EGMOND Emily	van EGMOND	MF	12 JUL 1993	1.74 / 5'9"	N/A (Free Agent)	102	23
11	FOWLER Mary	FOWLER	FW	14 FEB 2003	1.71 / 5'7"	Montpellier HSC (FRA)	9	1
12	CARPENTER Ellie	CARPENTER	DF	28 APR 2000	1.64 / 5'5"	Olympique Lyon (FRA)	45	1
13	YALLOP Tameka	YALLOP	MF	16 JUN 1991	1.60 / 5'3"	West Ham United (ENG)	90	10
14	KENNEDY Alanna	KENNEDY	DF	21 JAN 1995	1.76 / 5'9"	N/A (Free Agent)	92	7
15	GIELNIK Emily	GIELNIK	FW	13 MAY 1992	1.78 / 5'10"	Vittsjö GIK (SWE)	42	10
16	RASO Hayley	RASO	FW	5 SEP 1994	1.61 / 5'3"	Everton LFC (ENG)	51	6
17	SIMON Kyah	SIMON	FW	25 JUN 1991	1.65 / 5'5"	PSV Eindhoven (NED)	95	26
18	MICAH Teagan	MICAH	GK	20 OCT 1997	1.76 / 5'9"	IL Sandviken (NOR)	2	0
19	NEVIN Courtney	NEVIN	DF	12 FEB 2002	1.65 / 5'5"	Blacktown Spartans FC (AUS)	2	0
20	GRANT Charlotte	GRANT	DF	20 SEP 2001	1.65 / 5'5"	FC Rosengård (SWE)	0	0
21	BROCK Laura	BROCK	DF	28 NOV 1989	1.78 / 5'10"	N/A (Free Agent)	63	2
22	ARNOLD Mackenzie	ARNOLD	GK	25 FEB 1994	1.81 / 5'11"	West Ham United (ENG)	26	0

Players average age: 26 years 6 months

Team colours	Shirt	Shorts	Socks
1st:	Yellow	Yellow	Yellow
2nd:	Green	Green	Green

Head Coach GUSTAVSSON Tony (SWE)

Assistant Coach ANDREATTA Mel (AUS)

GORZA John (AUS)

Note:
Caps and goals are values before the start of competition.

Legend:
DF Defender FW Forward GK Goalkeeper Int. "A" International "A"
MF Midfielder No. Shirt Number Pos. Position

REVISED

Head Coach name corrected.



Team Roster

登録選手一覧 / Composition de l'équipe
As of MON 19 JUL 2021

BRA - Brazil

No.	Name	Shirt Name	Pos.	Date of Birth	Height m / ft in	Club	Int. "A" Matches	
							Caps	Goals
1	BARBARA	BARBARA	GK	4 JUL 1988	1.71 / 5'7"	Avai FC (BRA)	93	0
2	POLIANA	POLIANA	DF	6 FEB 1991	1.72 / 5'8"	SC Corinthians (BRA)	63	5
3	ERIKA	ERIKA	DF	4 FEB 1988	1.72 / 5'8"	SC Corinthians (BRA)	99	8
4	RAFAELLE	RAFAELLE	DF	18 JUN 1991	1.75 / 5'9"	SE Palmeiras (BRA)	58	8
5	JULIA	JULIA	MF	7 OCT 1997	1.67 / 5'6"	SE Palmeiras (BRA)	5	2
6	TAMIRES	TAMIRES	DF	10 OCT 1987	1.61 / 5'3"	SC Corinthians (BRA)	91	5
7	DUDA	DUDA	MF	18 JUL 1995	1.75 / 5'9"	Sao Paulo FC (BRA)	3	1
8	FORMIGA	FORMIGA	MF	3 MAR 1978	1.62 / 5'4"	Paris Saint-Germain (FRA)	196	67
9	DEBINHA	DEBINHA	FW	20 OCT 1991	1.57 / 5'2"	NC Courage (USA)	87	33
10	MARTA	MARTA	MF	19 FEB 1986	1.62 / 5'4"	Orlando Pride (USA)	151	107
11	ANGELINA	ANGELINA	MF	26 JAN 2000	1.64 / 5'5"	OL Reign (USA)	0	0
12	LUDMILA	LUDMILA	FW	1 DEC 1994	1.63 / 5'4"	CA Atlético Madrid (ESP)	28	3
13	BENITES Bruna	BENITES	DF	16 OCT 1985	1.78 / 5'10"	SC Internacional (BRA)	62	9
14	JUCINARA	JUCINARA	DF	3 AUG 1993	1.73 / 5'8"	Valencia CF (ESP)	16	0
15	GEYSE	GEYSE	MF	27 MAR 1998	1.69 / 5'7"	Madrid CFF (ESP)	33	16
16	BEATRIZ	BEATRIZ	FW	17 DEC 1993	1.76 / 5'9"	Wuhan Xijiyuan WFC (CHN)	78	31
17	ANDRESSINHA	ANDRESSINHA	MF	1 MAY 1995	1.60 / 5'3"	SC Corinthians (BRA)	76	10
18	LETICIA	LETICIA	GK	13 AUG 1994	1.74 / 5'9"	SL Benfica (POR)	66	0
19	SANTOS Leticia	SANTOS	DF	2 DEC 1994	1.56 / 5'1"	Eintracht Frankfurt (GER)	41	0
20	GIOVANA	GIOVANA	FW	21 JUN 2003	1.67 / 5'6"	FC Barcelona (ESP)	2	0
21	ANDRESSA	ANDRESSA	MF	10 NOV 1992	1.68 / 5'6"	AS Roma (ITA)	89	20
22	ALINE	ALINE	GK	15 APR 1989	1.62 / 5'4"	UDG Tenerife (ESP)	13	0

Players average age: 28 years 7 months

Team colours	Shirt	Shorts	Socks
1st:	Yellow	Blue	White
2nd:	Blue	White	Blue

Head Coach SUNDHAGE Pia Mariane (SWE)

Assistant Coach JOHANSSON Leif (SWE)

PERSSON Lilie (SWE)

BIA (BRA)

Note:
Caps and goals are values before the start of competition.

Legend:

DF	Defender	FW	Forward	GK	Goalkeeper	Int. "A"	International "A"
MF	Midfielder	No.	Shirt Number	Pos.	Position		



Team Roster

登録選手一覧 / Composition de l'équipe
As of MON 19 JUL 2021

CAN - Canada

No.	Name	Shirt Name	Pos.	Date of Birth	Height m / ft in	Club	Int. "A" Matches	
							Caps	Goals
1	LABBE Stephanie	LABBE	GK	10 OCT 1986	1.78 / 5'10"	FC Rosengard (SWE)	73	0
2	CHAPMAN Allysha	CHAPMAN	DF	25 JAN 1989	1.60 / 5'3"	Houston Dash (USA)	79	1
3	BUCHANAN Kadeisha	BUCHANAN	DF	5 NOV 1995	1.70 / 5'7"	Olympique Lyon (FRA)	103	4
4	ZADORSKY Shelina	ZADORSKY	DF	24 OCT 1992	1.72 / 5'8"	Tottenham Hotspur (ENG)	72	2
5	QUINN	QUINN	MF	11 AUG 1995	1.75 / 5'9"	OL Reign (USA)	63	5
6	ROSE Deanne	ROSE	FW	3 MAR 1999	1.63 / 5'4"	Florida Gators (USA)	55	10
7	GROSSO Julia	GROSSO	MF	29 AUG 2000	1.70 / 5'7"	Univ. Texas (USA)	24	0
8	RIVIERE Jayde	RIVIERE	DF	22 JAN 2001	1.63 / 5'4"	Univ. Michigan (USA)	21	1
9	LEON Adriana	LEON	FW	2 OCT 1992	1.60 / 5'3"	West Ham United (ENG)	71	19
10	LAWRENCE Ashley	LAWRENCE	DF	11 JUN 1995	1.64 / 5'5"	Paris Saint-Germain (FRA)	95	7
11	SCOTT Desiree	SCOTT	MF	31 JUL 1987	1.56 / 5'1"	Kansas City (USA)	161	0
12	SINCLAIR Christine	SINCLAIR	FW	12 JUN 1983	1.76 / 5'9"	Portland Thorns FC (USA)	299	186
13	VIENS Evelyne	VIENS	FW	6 FEB 1997	1.73 / 5'8"	Sky Blue FC (USA)	7	2
14	GILLES Vanessa	GILLES	DF	11 MAR 1996	1.70 / 5'7"	Girondins Bordeaux (FRA)	8	0
15	PRINCE Nichelle	PRINCE	FW	19 FEB 1995	1.63 / 5'4"	Houston Dash (USA)	66	12
16	BECKIE Janine	BECKIE	FW	20 AUG 1994	1.73 / 5'8"	Manchester City (ENG)	75	31
17	FLEMING Jessie	FLEMING	MF	11 MAR 1998	1.64 / 5'5"	Chelsea (ENG)	84	11
18	SHERIDAN Kailen	SHERIDAN	GK	16 JUL 1995	1.76 / 5'9"	Sky Blue FC (USA)	10	0
19	HUITEMA Jordyn	HUITEMA	FW	8 MAY 2001	1.81 / 5'11"	Paris Saint-Germain (FRA)	37	13
20	SCHMIDT Sophie	SCHMIDT	MF	28 JUN 1988	1.72 / 5'8"	Houston Dash (USA)	205	19
21	CARLE Gabrielle	CARLE	DF	12 OCT 1998	1.68 / 5'6"	Florida State Univ. (USA)	25	1
22	McLEOD Erin	McLEOD	GK	26 FEB 1983	1.74 / 5'9"	Växjö DFF (SWE)	118	0

Players average age: 27 years

Team colours	Shirt	Shorts	Socks
1st:	Red	Red	Red
2nd:	White	White	White

Head Coach PRIESTMAN Bev (GBR)

Assistant Coach NORRIS Mike (GBR)

DEWSNIP Neil (GBR)

Note:
Caps and goals are values before the start of competition.

Legend:

DF	Defender	FW	Forward	GK	Goalkeeper	Int. "A"	International "A"
MF	Midfielder	No.	Shirt Number	Pos.	Position		



Team Roster

登録選手一覧 / Composition de l'équipe
As of TUE 20 JUL 2021

REVISED
20 JUL 16:33

CHI - Chile

No.	Name	Shirt Name	Pos.	Date of Birth	Height m / ft in	Club	Int. "A" Matches	
							Caps	Goals
1	ENDLER Christiane	ENDLER	GK	23 JUL 1991	1.82 / 6'0"	Olympique Lyon (FRA)	80	0
2	JIMENEZ Yastin	JIMENEZ	MF	17 OCT 2000	1.62 / 5'4"	CSD Colo-Colo (CHI)	2	0
3	GUERRERO Carla	GUERRERO	DF	23 DEC 1987	1.67 / 5'6"	Universidad de Chile(CHI)	71	5
4	LARA Francisca	LARA	MF	29 JUL 1990	1.64 / 5'5"	N/A (Free Agent)	71	20
5	RAMIREZ Fernanda	RAMIREZ	DF	30 AUG 1992	1.72 / 5'8"	Universidad de Chile(CHI)	1	0
6	OPAZO Nayadet	OPAZO	MF	5 AUG 1994	1.64 / 5'5"	N/A (Free Agent)	4	0
7	ACUNA Yenny	ACUNA	FW	18 MAY 1997	1.61 / 5'3"	CD Santiago Morning (CHI)	3	0
8	ARAYA Karen	ARAYA	MF	16 OCT 1990	1.64 / 5'5"	CD Santiago Morning (CHI)	67	7
9	URRUTIA Maria Jose	URRUTIA	FW	17 DEC 1993	1.69 / 5'7"	CSD Colo-Colo (CHI)	22	2
10	AEDO Yanara	AEDO	FW	5 AUG 1993	1.55 / 5'1"	Rayo Vallecano (ESP)	70	10
11	LOPEZ Yessenia	LÓPEZ	MF	20 OCT 1990	1.61 / 5'3"	Universidad de Chile(CHI)	40	5
12	CAMPOS Natalia	CAMPOS	GK	12 JAN 1992	1.71 / 5'7"	Universidad de Chile(CHI)	9	0
13	PINILLA Fernanda	PINILLA	DF	6 NOV 1993	1.67 / 5'6"	Universidad de Chile(CHI)	19	0
14	PARDO Daniela	PARDO	MF	9 MAY 1988	1.63 / 5'4"	CD Santiago Morning (CHI)	35	3
15	ZAMORA Daniela	ZAMORA	FW	13 NOV 1990	1.67 / 5'6"	Djurgårdens IF DFF (SWE)	51	5
16	BALMACEDA Rosario	BALMACEDA	FW	26 MAR 1999	1.63 / 5'4"	CD Santiago Morning (CHI)	17	0
17	TORO Javiera	TORO	DF	22 APR 1998	1.61 / 5'3"	Sevilla FC (ESP)	17	0
18	SAEZ Camila	SAEZ	DF	17 OCT 1994	1.67 / 5'6"	Rayo Vallecano (ESP)	62	8
19	GREZ Javiera	GREZ	FW	11 JUL 2000	1.48 / 4'10"	CSD Colo-Colo (CHI)	14	2
20	MARDONES Francisca	MARDONES	MF	24 MAR 1989	1.52 / 5'0"	CD Santiago Morning (CHI)	39	1
21	DIAZ Valentina	DIAZ	DF	30 MAR 2001	1.57 / 5'2"	CSD Colo-Colo (CHI)	4	0
22	CANALES Antonia	CANALES	GK	16 OCT 2002	1.74 / 5'9"	CD Univ. Catolica (CHI)	0	0

Players average age: 26 years 7 months

Team colours	Shirt	Shorts	Socks
1st:	Red	Blue	White
2nd:	White	White	Blue

Head Coach LETELIER Jose (CHI)
Assistant Coach AGUAYO Andres (CHI)
ROMERO Andres (CHI)

Note:
Caps and goals are values before the start of competition.

Legend:
DF Defender FW Forward GK Goalkeeper Int. "A" International "A"
MF Midfielder No. Shirt Number Pos. Position

REVISED Name of numbers 6, 11 and 20 updated.



Team Roster

登録選手一覧 / Composition de l'équipe
As of MON 19 JUL 2021

CHN - China

No.	Name	Shirt Name	Pos.	Date of Birth	Height m / ft in	Club	Int. "A" Matches	
							Caps	Goals
1	ZHU Yu	ZHU	GK	23 JUL 1997	1.84 / 6'0"	Wuhan Jiangda Univ.(CHN)	1	0
2	LI Mengwen	LI	DF	28 MAR 1995	1.66 / 5'5"	Jiangsu Suning FC (CHN)	7	0
3	LIN Yuping	LIN	DF	28 FEB 1992	1.80 / 5'11"	Meizhou Huijun WFC (CHN)	17	0
4	LI Qingtong	LI	MF	14 APR 1999	1.70 / 5'7"	Meizhou Huijun WFC (CHN)	1	0
5	WU Haiyan	WU	DF	26 FEB 1993	1.66 / 5'5"	Wuhan Jiangda Univ.(CHN)	120	2
6	ZHANG Xin	ZHANG	MF	23 MAY 1992	1.71 / 5'7"	SRCB FC (CHN)	9	2
7	WANG Shuang	WANG	MF	23 JAN 1995	1.65 / 5'5"	Wuhan Jiangda Univ.(CHN)	106	29
8	WANG Yan	WANG	MF	22 AUG 1991	1.73 / 5'8"	Beijing BG Phoenix (CHN)	30	0
9	MIAO Siwen	MIAO	MF	24 JAN 1995	1.70 / 5'7"	SRCB FC (CHN)	1	0
10	WANG Yanwen	WANG	MF	27 MAR 1999	1.67 / 5'6"	Beijing BG Phoenix (CHN)	0	0
11	WANG Shanshan	WANG	FW	27 JAN 1990	1.69 / 5'7"	Tianjin Huisen WFC (CHN)	136	52
12	PENG Shimeng	PENG	GK	12 MAY 1998	1.82 / 6'0"	Jiangsu LFC (CHN)	30	0
13	YANG Lina	YANG	MF	13 APR 1994	1.73 / 5'8"	Shanghai Shengli WFC(CHN)	19	2
14	LIU Jing	LIU	MF	28 APR 1998	1.63 / 5'4"	Changchun DZZY WFC (CHN)	0	0
15	YANG Man	YANG	FW	2 NOV 1995	1.86 / 6'1"	Shandong Huangming (CHN)	16	3
16	WANG Xiaoxue	WANG	DF	20 OCT 1994	1.73 / 5'8"	Jiangsu Suning FC (CHN)	2	0
17	LUO Guiping	LUO	DF	20 APR 1993	1.68 / 5'6"	Meizhou Huijun WFC (CHN)	8	0
18	WURIGUMULA	WURIGUMULA	FW	26 AUG 1996	1.67 / 5'6"	Changchun DZZY WFC (CHN)	0	0
19	WANG Ying	WANG	MF	18 NOV 1997	1.70 / 5'7"	Wuhan Jiangda Univ.(CHN)	3	0
20	XIAO Yuyi	XIAO	FW	10 JAN 1996	1.65 / 5'5"	SRCB FC (CHN)	30	4
21	CHEN Qiaozhu	CHEN	DF	8 SEP 1999	1.67 / 5'6"	Meizhou Huijun WFC (CHN)	0	0
22	DING Xuan	DING	GK	11 FEB 1989	1.78 / 5'10"	SRCB FC (CHN)	0	0

Players average age: 25 years 10 months

Team colours	Shirt	Shorts	Socks
1st:	RED	RED	RED
2nd:	WHITE	PURPLE	WHITE

Head Coach	JIA Xiuquan (CHN)
Assistant Coach	JIA Wenpeng (CHN)
	ZHANG Ke (CHN)
	STEFANSEN Kaj (DEN)

Note:
Caps and goals are values before the start of competition.

Legend:		FW	Forward	GK	Goalkeeper	Int. "A"	International "A"
DF	Defender	No.	Shirt Number	Pos.	Position		
MF	Midfielder						



Team Roster

登録選手一覧 / Composition de l'équipe
As of SAT 24 JUL 2021

REVISED
24 JUL 18:07

GBR - Great Britain

No.	Name	Shirt Name	Pos.	Date of Birth	Height m / ft in	Club	Int. "A" Matches	
							Caps	Goals
1	ROEBUCK Ellie	ROEBUCK	GK	23 SEP 1999	1.74 / 5'9"	Manchester City (ENG)	6	0
2	BRONZE Lucy	BRONZE	DF	28 OCT 1991	1.71 / 5'7"	Manchester City (ENG)	82	9
3	STOKES Demi	STOKES	DF	12 DEC 1991	1.59 / 5'3"	Manchester City (ENG)	58	1
4	WALSH Keira	WALSH	MF	8 APR 1997	1.67 / 5'6"	Manchester City (ENG)	29	0
5	HOUGHTON Steph	HOUGHTON	DF	23 APR 1988	1.74 / 5'9"	Manchester City (ENG)	120	13
6	INGLE Sophie	INGLE	MF	2 SEP 1991	1.67 / 5'6"	Chelsea (ENG)	105	0
7	PARRIS Nikita	PARRIS	FW	10 MAR 1994	1.74 / 5'4"	Arsenal (ENG)	50	14
8	LITTLE Kim	LITTLE	MF	29 JUN 1990	1.63 / 5'4"	Arsenal (ENG)	140	59
9	WHITE Ellen	WHITE	FW	9 MAY 1989	1.70 / 5'7"	Manchester City (ENG)	93	39
10	KIRBY Fran	KIRBY	FW	29 JUN 1993	1.58 / 5'2"	Chelsea (ENG)	36	11
11	WEIR Caroline	WEIR	MF	20 JUN 1995	1.72 / 5'8"	Manchester City (ENG)	70	10
12	DALY Rachel	DALY	DF	6 DEC 1991	1.67 / 5'6"	Houston Dash (USA)	36	4
13	TELFORD Carly	TELFORD	GK	7 JUL 1987	1.74 / 5'9"	Chelsea (ENG)	26	0
14	BRIGHT Millie	BRIGHT	DF	21 AUG 1993	1.78 / 5'10"	Chelsea (ENG)	37	0
15	HEMP Lauren	HEMP	FW	7 AUG 2000	1.64 / 5'5"	Manchester City (ENG)	6	0
16	WILLIAMSON Leah	WILLIAMSON	DF	29 MAR 1997	1.70 / 5'7"	Arsenal (ENG)	18	1
17	STANWAY Georgia	STANWAY	MF	3 JAN 1999	1.62 / 5'4"	Manchester City (ENG)	20	2
18	SCOTT Jill	SCOTT	MF	2 FEB 1987	1.81 / 5'11"	Everton LFC (ENG)	150	24
19	CHARLES Niamh	CHARLES	FW	21 JUN 1999	1.72 / 5'8"	Chelsea (ENG)	1	0
20	TOONE Ella	TOONE	FW	2 SEP 1999	1.63 / 5'4"	Manchester United (ENG)	2	1
21	WUBBEN-MOY Lotte	WUBBEN-MOY	DF	11 JAN 1999	1.78 / 5'10"	Arsenal (ENG)	1	0
22	MACIVER Sandy	MACIVER	GK	18 JUN 1998	1.76 / 5'9"	Everton LFC (ENG)	1	0

Players average age: 26 years 8 months

Team colours	Shirt	Shorts	Socks
1st:	White	White	White
2nd:	Blue	Blue	Blue

Head Coach	RIISE Hege (NOR)
Assistant Coach	WILKINSON Rhian (GBR)
	ALCOCK Danny (GBR)
	TWOSE Geraint (GBR)

Note:
Caps and goals are values before the start of competition.

Legend:		FW	Forward	GK	Goalkeeper	Int. "A"	International "A"
DF	Defender	No.	Shirt Number	Pos.	Position		
MF	Midfielder						

REVISED

Change of club player 9.



REVISED
22 JUL 0:43

Team Roster

登録選手一覧 / Composition de l'équipe
As of WED 21 JUL 2021

JPN - Japan

No.	Name	Shirt Name	Pos.	Date of Birth	Height m / ft in	Club	Int. "A" Matches	
							Caps	Goals
1	IKEDA Sakiko	IKEDA	GK	8 SEP 1992	1.68 / 5'6"	Urawa Reds Ladies (JPN)	18	0
2	SHIMIZU Risa	SHIMIZU	DF	15 JUN 1996	1.60 / 5'3"	NTV Tokyo Verdy Beleza (JPN)	38	1
3	TAKARADA Saori	TAKARADA	DF	27 DEC 1999	1.69 / 5'7"	Washington Spirit (USA)	8	1
4	KUMAGAI Saki	KUMAGAI	DF	17 OCT 1990	1.73 / 5'8"	FC Bayern München (GER)	115	1
5	MINAMI Moeka	MINAMI	DF	7 DEC 1998	1.72 / 5'8"	Urawa Reds Ladies (JPN)	16	1
6	SUGITA Hina	SUGITA	MF	31 JAN 1997	1.62 / 5'4"	INAC Kobe Leonessa (JPN)	24	2
7	NAKAJIMA Emi	NAKAJIMA	MF	27 SEP 1990	1.58 / 5'2"	INAC Kobe Leonessa (JPN)	86	14
8	MIURA Narumi	MIURA	MF	3 JUL 1997	1.56 / 5'1"	NTV Tokyo Verdy Beleza (JPN)	25	1
9	SUGASAWA Yuika	SUGASAWA	FW	5 OCT 1990	1.68 / 5'6"	Urawa Reds Ladies (JPN)	76	24
10	IWABUCHI Mana	IWABUCHI	FW	18 MAR 1993	1.56 / 5'1"	Arsenal FC (ENG)	78	36
11	TANAKA Mina	TANAKA	FW	28 APR 1994	1.64 / 5'5"	INAC Kobe Leonessa (JPN)	48	23
12	ENDO Jun	ENDO	MF	24 MAY 2000	1.67 / 5'6"	NTV Tokyo Verdy Beleza (JPN)	18	1
13	SHIOKOSHI Yuzuho	SHIOKOSHI	MF	1 NOV 1997	1.66 / 5'5"	Urawa Reds Ladies (JPN)	4	2
14	HASEGAWA Yui	HASEGAWA	MF	29 JAN 1997	1.56 / 5'1"	AC Milan (ITA)	47	11
15	MOMIKI Yuka	MOMIKI	FW	9 APR 1996	1.53 / 5'0"	OL Reign (USA)	39	14
16	MIYAGAWA Asato	MIYAGAWA	DF	24 FEB 1998	1.60 / 5'3"	NTV Tokyo Verdy Beleza (JPN)	15	0
17	KITAMURA Nanami	KITAMURA	DF	25 NOV 1999	1.61 / 5'3"	NTV Tokyo Verdy Beleza (JPN)	4	0
18	YAMASHITA Ayaka	YAMASHITA	GK	29 SEP 1995	1.70 / 5'7"	INAC Kobe Leonessa (JPN)	41	0
19	MIYAKE Shiori	MIYAKE	DF	13 OCT 1995	1.65 / 5'5"	INAC Kobe Leonessa (JPN)	25	0
20	HAYASHI Honoka	HAYASHI	MF	19 MAY 1998	1.57 / 5'2"	AIK (SWE)	6	0
21	KINOSHITA Momoka	KINOSHITA	MF	2 MAR 2003	1.62 / 5'4"	NTV Tokyo Verdy Beleza (JPN)	4	1
22	HIRAO Chika	HIRAO	GK	31 DEC 1996	1.73 / 5'8"	Albirex Niigata (JPN)	2	0

Players average age: 24 years 7 months

Team colours	Shirt	Shorts	Socks
1st:	Blue	Navy Blue	Blue
2nd:	White	White	Red

Head Coach TAKAKURA Asako (JPN)

Assistant Coach OBE Yumi (JPN)

OHASHI Akiyoshi (JPN)

IMAIZUMI Morinao (JPN)

Note:
Caps and goals are values before the start of competition.

Legend:
DF Defender **FW** Forward **GK** Goalkeeper **Int. "A"** International "A"
MF Midfielder **No.** Shirt Number **Pos.** Position

REVISED

Club of player number 4 has been updated.



Team Roster

登録選手一覧 / Composition de l'équipe
As of WED 21 JUL 2021

REVISED
22 JUL 0:48

NED - Netherlands

No.	Name	Shirt Name	Pos.	Date of Birth	Height m / ft in	Club	Int. "A" Matches	
							Caps	Goals
1	van VEENENDAAL Sari	van VEENENDAAL	GK	3 APR 1990	1.80 / 5'11"	PSV Eindhoven (NED)	74	0
2	WILMS Lynn	WILMS	DF	3 OCT 2000	1.76 / 5'9"	VfL Wolfsburg (GER)	12	1
3	van der GRAGT Stefanie	van der GRAGT	DF	16 AUG 1992	1.78 / 5'10"	AFC Ajax (NED)	75	10
4	NOUWEN Aniek	NOUWEN	DF	9 MAR 1999	1.74 / 5'9"	Chelsea (ENG)	16	1
5	van DONGEN Merel	van DONGEN	DF	11 FEB 1993	1.70 / 5'7"	CA Atlético Madrid (ESP)	51	1
6	ROORD Jill	ROORD	MF	22 APR 1997	1.75 / 5'9"	VfL Wolfsburg (GER)	64	11
7	van de SANDEN Shanice	van de SANDEN	FW	2 OCT 1992	1.68 / 5'6"	VfL Wolfsburg (GER)	85	19
8	SMITS Joelle	SMITS	FW	7 FEB 2000	1.68 / 5'6"	VfL Wolfsburg (GER)	4	0
9	MIEDEMA Vivianne	MIEDEMA	FW	15 JUL 1996	1.75 / 5'9"	Arsenal WFC (ENG)	96	73
10	van de DONK Danielle	van de DONK	MF	5 AUG 1991	1.60 / 5'3"	Olympique Lyon (FRA)	114	28
11	MARTENS Lieke	MARTENS	FW	16 DEC 1992	1.70 / 5'7"	FC Barcelona (ESP)	123	49
12	FOLKERTSMA Sisca	FOLKERTSMA	DF	21 MAY 1997	1.71 / 5'7"	Girondins Bordeaux (FRA)	12	0
13	PELOVA Victoria	PELOVA	MF	3 JUN 1999	1.63 / 5'4"	AFC Ajax (NED)	11	0
14	GROENEN Jackie	GROENEN	MF	17 DEC 1994	1.65 / 5'5"	Manchester United (ENG)	71	7
15	van ES Kika	van ES	DF	11 OCT 1991	1.69 / 5'7"	FC Twente (NED)	70	0
16	KOP Lize	KOP	GK	17 MAR 1998	1.73 / 5'8"	AFC Ajax (NED)	6	0
17	JANSSEN Dominique	JANSSEN	DF	17 JAN 1995	1.75 / 5'9"	VfL Wolfsburg (GER)	71	2
18	BEERENSTEYN Lineth	BEERENSTEYN	FW	11 OCT 1996	1.62 / 5'4"	FC Bayern München (GER)	66	12
19	JANSEN Renate	JANSEN	FW	7 DEC 1990	1.66 / 5'5"	FC Twente (NED)	48	4
20	KAAGMAN Inessa	KAAGMAN	MF	17 APR 1996	1.70 / 5'7"	N/A (Free Agent)	11	0
21	DEKKER Anouk	DEKKER	DF	15 NOV 1986	1.82 / 6'0"	SC Braga (POR)	86	7
22	GEURTS Loes	GEURTS	GK	12 JAN 1986	1.68 / 5'6"	BK Hacken (SWE)	125	0

Players average age: 26 years 6 months

Team colours	Shirt	Shorts	Socks
1st:	Orange	Orange	Orange
2nd:	Black	Black	Black

Head Coach WIEGMAN Sarina (NED)

Assistant Coach VEURINK Arjan (NED)

SMIT Arvid (NED)

SCHOENMAKERS Erskine (NED)

Note:

Caps and goals are values before the start of competition.

Legend:

DF Defender	FW Forward	GK Goalkeeper	Int. "A" International "A"
MF Midfielder	No. Shirt Number	Pos. Position	

REVISED

Player number 8, Sherida Spitse has been replaced by Joelle Smits with updated club.



Team Roster

登録選手一覧 / Composition de l'équipe
As of MON 19 JUL 2021

NZL - New Zealand

No.	Name	Shirt Name	Pos.	Date of Birth	Height m / ft in	Club	Int. "A" Matches	
							Caps	Goals
1	NAYLER Erin	NAYLER	GK	17 APR 1992	1.77 / 5'10"	N/A (Free Agent)	71	0
2	PERCIVAL Ria	PERCIVAL	MF	7 DEC 1989	1.61 / 5'3"	Tottenham Hotspur (ENG)	150	14
3	GREEN Anna	GREEN	DF	20 AUG 1990	1.68 / 5'6"	Lower Hutt City AFC (NZL)	77	7
4	BOTT Cj	BOTT	DF	22 APR 1995	1.65 / 5'5"	Vålerenga IF (NOR)	24	1
5	MOORE Meikayla	MOORE	DF	4 JUN 1996	1.75 / 5'9"	Liverpool (ENG)	41	3
6	BUNGE Claudia	BUNGE	DF	21 SEP 1999	1.73 / 5'8"	Melbourne Victory FC(AUS)	4	0
7	RILEY Ali	RILEY	DF	30 OCT 1987	1.63 / 5'4"	Orlando Pride (USA)	134	1
8	ERCEG Abby	ERCEG	DF	20 NOV 1989	1.77 / 5'10"	NC Courage (USA)	141	6
9	RENNIE Gabi	RENNIE	FW	7 JUL 2001	1.66 / 5'5"	Indiana Univ. (USA)	0	0
10	LONGO Annalie	LONGO	MF	1 JUL 1991	1.58 / 5'2"	Melbourne Victory FC(AUS)	123	15
11	CHANCE Olivia	CHANCE	FW	5 OCT 1993	1.62 / 5'4"	Brisbane Roar FC (AUS)	20	1
12	HASSETT Betsy	HASSETT	MF	4 AUG 1990	1.58 / 5'2"	UMF Stjarnan (ISL)	119	13
13	SATCHELL Paige	SATCHELL	FW	13 APR 1998	1.60 / 5'3"	N/A (Free Agent)	18	1
14	BOWEN Katie	BOWEN	MF	15 APR 1994	1.73 / 5'8"	Kansas City (USA)	70	3
15	CLEVERLEY Daisy	CLEVERLEY	MF	30 APR 1997	1.67 / 5'6"	Georgetown Univ. (USA)	9	2
16	ROLSTON Emma	ROLSTON	MF	10 NOV 1996	1.70 / 5'7"	Arna-Bjørnar (NOR)	5	6
17	WILKINSON Hannah	WILKINSON	FW	28 MAY 1992	1.78 / 5'10"	N/A (Free Agent)	97	26
18	LEAT Anna	LEAT	GK	26 JUN 2001	1.73 / 5'8"	East Coast Bays AFC (NZL)	4	0
19	ANTON Elizabeth	ANTON	DF	12 DEC 1998	1.73 / 5'8"	N/A (Free Agent)	5	0
20	van der MEER Marisa	van der MEER	DF	27 MAR 2002	1.73 / 5'8"	N/A (Free Agent)	0	0
21	ROBERTSON Michaela	ROBERTSON	FW	28 AUG 1996	1.50 / 4'11"	Lower Hutt City AFC (NZL)	0	0
22	ESSON Victoria	ESSON	GK	6 MAR 1991	1.73 / 5'8"	Avaldsnes IL (NOR)	3	0

Players average age: 26 years 1 month

Team colours	Shirt	Shorts	Socks
1st:	White	White	White
2nd:	Black	Black	Black

Head Coach	SERMANNI Tom (AUS)
Assistant Coach	PROSSER Owain (GBR)
	REED Duncan (NZL)
	BIRNIE Leon (NZL)

Note:
Caps and goals are values before the start of competition.

Legend:		FW	Forward	GK	Goalkeeper	Int. "A"	International "A"
DF	Defender	No.	Shirt Number	Pos.	Position		
MF	Midfielder						



Team Roster

登録選手一覧 / Composition de l'équipe
As of MON 19 JUL 2021

SWE - Sweden

No.	Name	Shirt Name	Pos.	Date of Birth	Height m / ft in	Club	Int. "A" Matches	
							Caps	Goals
1	LINDAHL Hedvig	LINDAHL	GK	29 APR 1983	1.79 / 5'10"	CA Atlético Madrid (ESP)	172	0
2	ANDERSSON Jonna	ANDERSSON	DF	2 JAN 1993	1.67 / 5'6"	Chelsea (ENG)	56	1
3	KULLBERG Emma	KULLBERG	DF	25 SEP 1991	1.70 / 5'7"	BK Hacken (SWE)	6	0
4	GLAS Hanna	GLAS	DF	16 APR 1993	1.72 / 5'8"	FC Bayern München (GER)	42	0
5	BENNISON Hanna	BENNISON	MF	16 OCT 2002	1.52 / 5'0"	FC Rosengard (SWE)	8	0
6	ERIKSSON Magdalena	ERIKSSON	DF	8 SEP 1993	1.72 / 5'8"	Chelsea (ENG)	70	8
7	JANOBY Madelen	JANOBY	FW	12 NOV 1995	1.64 / 5'5"	Hammarby IF (SWE)	17	4
8	HURTIG Lina	HURTIG	MF	5 SEP 1995	1.80 / 5'11"	Juventus FC (ITA)	38	12
9	ASLLANI Kosovare	ASLLANI	MF	29 JUL 1989	1.66 / 5'5"	Real Madrid CF (ESP)	148	38
10	JAKOBSSON Sofia	JAKOBSSON	FW	23 APR 1990	1.74 / 5'9"	FC Bayern München (GER)	123	23
11	BLACKSTENIUS Stina	BLACKSTENIUS	FW	5 FEB 1996	1.74 / 5'9"	BK Hacken (SWE)	64	17
12	FALK Jennifer	FALK	GK	26 APR 1993	1.71 / 5'7"	BK Hacken (SWE)	8	0
13	ILESTEDT Amanda	ILESTEDT	DF	17 JAN 1993	1.78 / 5'10"	FC Bayern München (GER)	41	4
14	BJORN Nathalie	BJORN	DF	4 MAY 1997	1.74 / 5'9"	FC Rosengard (SWE)	26	4
15	SCHOUGH Olivia	SCHOUGH	FW	11 MAR 1991	1.72 / 5'8"	FC Rosengard (SWE)	83	11
16	ANGELDAL Filippa	ANGELDAL	MF	14 JUL 1997	1.70 / 5'7"	BK Hacken (SWE)	11	4
17	SEGER Caroline	SEGER	MF	19 MAR 1985	1.73 / 5'8"	FC Rosengard (SWE)	215	29
18	ROLFO Fridolina	ROLFO	FW	24 NOV 1993	1.78 / 5'10"	VfL Wolfsburg (GER)	50	14
19	ANVEGARD Anna	ANVEGARD	FW	10 MAY 1997	1.67 / 5'6"	FC Rosengard (SWE)	19	8
20	RODDAR Julia	RODDAR	MF	16 FEB 1992	1.67 / 5'6"	Washington Spirit (USA)	9	0
21	BLOMQVIST Rebecka	BLOMQVIST	FW	24 JUL 1997	1.67 / 5'6"	VfL Wolfsburg (GER)	8	1
22	MUSOVIC Zecira	MUSOVIC	GK	26 MAY 1996	1.78 / 5'10"	Chelsea (ENG)	5	0

Players average age: 27 years 5 months

Team colours	Shirt	Shorts	Socks
1st:	Yellow	Blue	Yellow
2nd:	Blue	Yellow	Blue

Head Coach GERHARDSSON Peter (SWE)

Assistant Coach VIKMAN Magnus (SWE)

TROEDSSON Leif (SWE)

Note:
Caps and goals are values before the start of competition.

Legend:

DF	Defender	FW	Forward	GK	Goalkeeper	Int. "A"	International "A"
MF	Midfielder	No.	Shirt Number	Pos.	Position		



Team Roster

登録選手一覧 / Composition de l'équipe
As of TUE 20 JUL 2021

REVISED
20 JUL 17:39

USA - United States

No.	Name	Shirt Name	Pos.	Date of Birth	Height m / ft in	Club	Int. "A" Matches	
							Caps	Goals
1	NAEHER Alyssa	NAEHER	GK	20 APR 1988	1.75 / 5'9"	Chicago Red Stars (USA)	73	0
2	DUNN Crystal	DUNN	DF	3 JUL 1992	1.57 / 5'2"	Portland Thorns FC (USA)	116	24
3	MEWIS Samantha	S. MEWIS	MF	9 OCT 1992	1.80 / 5'11"	NC Courage (USA)	77	23
4	SAUERBRUNN Becky	SAUERBRUNN	DF	6 JUN 1985	1.70 / 5'7"	Portland Thorns FC (USA)	188	0
5	O'HARA Kelley	O'HARA	DF	4 AUG 1988	1.65 / 5'5"	Washington Spirit (USA)	140	2
6	MEWIS Kristie	K. MEWIS	MF	25 FEB 1991	1.70 / 5'7"	Houston Dash (USA)	26	4
7	HEATH Tobin	HEATH	FW	29 MAY 1988	1.62 / 5'4"	N/A (Free Agent)	171	35
8	ERTZ Julie	ERTZ	MF	6 APR 1992	1.70 / 5'7"	Chicago Red Stars (USA)	110	20
9	HORAN Lindsey	HORAN	MF	26 MAY 1994	1.75 / 5'9"	Portland Thorns FC (USA)	98	22
10	LLOYD Carli	LLOYD	FW	16 JUL 1982	1.72 / 5'8"	NJ/NY Gotham FC (USA)	306	126
11	PRESS Christen	PRESS	FW	29 DEC 1988	1.70 / 5'7"	N/A (Free Agent)	149	63
12	DAVIDSON Tierna	DAVIDSON	DF	19 SEP 1998	1.77 / 5'10"	Chicago Red Stars (USA)	34	1
13	MORGAN Alex	MORGAN	FW	2 JUL 1989	1.70 / 5'7"	Orlando Pride (USA)	180	110
14	SONNETT Emily	SONNETT	DF	25 NOV 1993	1.70 / 5'7"	Washington Spirit (USA)	56	0
15	RAPINOE Megan	RAPINOE	FW	5 JUL 1985	1.67 / 5'6"	OL Reign (USA)	179	59
16	LAVELLE Rose	LAVELLE	MF	14 MAY 1995	1.62 / 5'4"	OL Reign (USA)	56	14
17	DAHLKEMPER Abby	DAHLKEMPER	DF	13 MAY 1993	1.70 / 5'7"	Manchester City (ENG)	71	0
18	FRANCH Adrianna	FRANCH	GK	12 NOV 1990	1.74 / 5'9"	Portland Thorns FC (USA)	6	0
19	MACARIO Catarina	MACARIO	MF	4 OCT 1999	1.65 / 5'5"	Olympique Lyon (FRA)	7	1
20	KRUEGER Casey	KRUEGER	DF	23 AUG 1990	1.68 / 5'6"	Chicago Red Stars (USA)	34	0
21	WILLIAMS Lynn	WILLIAMS	FW	21 MAY 1993	1.73 / 5'8"	NC Courage (USA)	37	11
22	CAMPBELL Jane	CAMPBELL	GK	17 FEB 1995	1.75 / 5'9"	Houston Dash (USA)	5	0

Players average age: 29 years 8 months

Team colours	Shirt	Shorts	Socks
1st:	White	Blue	White
2nd:	Blue	Blue	Blue

Head Coach ANDONOVSKI Vlatko (USA)

Assistant Coach IVANOVIC Milan (SRB)

POOLE Philip (GBR)

DAMBACH Erica (USA)

Note:

Caps and goals are values before the start of competition.

Legend:

DF Defender
MF Midfielder

FW Forward
No. Shirt Number

GK Goalkeeper
Pos. Position

Int. "A" International "A"

REVISED

Corrected Int. "A" Matches - Caps for player number 14.



Team Roster

登録選手一覧 / Composition de l'équipe
As of MON 19 JUL 2021

ZAM - Zambia

No.	Name	Shirt Name	Pos.	Date of Birth	Height m / ft in	Club	Int. "A" Matches	
							Caps	Goals
1	MUSONDA Catherine	MUSONDA	GK	20 FEB 1998	1.70 / 5'7"	Indeni Roses FC (ZAM)	0	0
2	KHOSA Fikile	KHOSA	DF	24 JUL 1996	1.67 / 5'6"	Red Arrows FC (ZAM)	0	0
3	MWEEMBA Lushomo	MWEEMBA	DF	10 APR 2001	1.60 / 5'3"	Green Buffaloes FC (ZAM)	0	0
4	SIAMFUKO Esther	SIAMFUKO	DF	8 AUG 2004	1.50 / 4'11"	Queens Academy FC (ZAM)	0	0
5	MULENGA Anita	MULENGA	DF	3 MAY 1995	1.74 / 5'9"	Green Buffaloes FC (ZAM)	0	0
6	WILOMBE Mary	WILOMBE	MF	22 SEP 1997	1.55 / 5'1"	Red Arrows FC (ZAM)	0	0
7	LUBANDJI Ochumba	LUBANDJI	FW	1 JUL 2001	1.73 / 5'8"	Red Arrows FC (ZAM)	0	0
8	BELEMU Margaret	BELEMU	DF	24 FEB 1997	1.45 / 4'9"	Red Arrows FC (ZAM)	0	0
9	MUBANGA Hellen	MUBANGA	FW	23 MAY 1995	1.55 / 5'1"	Zaragoza CFF (ESP)	0	0
10	CHANDA Grace	CHANDA	MF	11 JUN 1997	1.60 / 5'3"	Ndola United FC (ZAM)	0	0
11	BANDA Babra	BANDA	FW	20 MAR 2000	1.53 / 5'0"	Shanghai Shengli WFC(CHN)	0	0
12	CHITUNDU Avell	CHITUNDU	FW	30 JUL 1997	1.40 / 4'7"	ZESCO United FC (ZAM)	0	0
13	TEMBO Martha	TEMBO	DF	8 MAR 1998	1.54 / 5'1"	Green Buffaloes FC (ZAM)	0	0
14	LUNGU Ireen	LUNGU	MF	6 OCT 1997	1.52 / 5'0"	Green Buffaloes FC (ZAM)	0	0
15	MUSASE Agness	MUSASE	MF	11 JUL 1997	1.65 / 5'5"	Green Buffaloes FC (ZAM)	0	0
16	NALI Hazel	NALI	GK	4 APR 1998	1.76 / 5'9"	Hapoel Be'er Sheva (ISR)	0	0
17	KUNDANANJI Racheal	KUNDANANJI	MF	3 JUN 2000	1.70 / 5'7"	BIK Kazygurt (KAZ)	0	0
18	PHIRI Vast	PHIRI	DF	3 FEB 1996	1.50 / 4'11"	ZESCO United FC (ZAM)	0	0
19	KATONGO Evarine	KATONGO	MF	29 DEC 2002	1.55 / 5'1"	Zisd Queens FC (ZAM)	0	0
20	MUKWASA Esther	MUKWASA	DF	24 OCT 1996	1.50 / 4'11"	Indeni Roses FC (ZAM)	0	0
21	CHANDA Hellen	CHANDA	MF	19 JUN 1998	1.65 / 5'5"	Red Arrows FC (ZAM)	0	0
22	MUSOLE Ngambo	MUSOLE	GK	26 JUL 1998	1.68 / 5'6"	ZESCO United FC (ZAM)	0	0

Players average age: 22 years 6 months

Team colours	Shirt	Shorts	Socks
1st:	Orange	Black	Orange
2nd:	Green	Green	Green

Head Coach	MWAPE Bruce (ZAM)
Assistant Coach	PHIRI Yona (ZAM)
	NTHALA Charity (ZAM)
	MWILA Nkatya (ZAM)

Note:
Caps and goals are values before the start of competition.

Legend:		FW	Forward	GK	Goalkeeper	Int. "A"	International "A"
DF	Defender	No.	Shirt Number	Pos.	Position		
MF	Midfielder						



Competition Summary

競技概要 / Résumé des compétitions

As of FRI 6 AUG 2021 at 0:05

Group Stage

Group E

Rank	Team	MP	W	D	L	GF	GA	GD	TCS	Pts
1	GBR	3	2	1	0	4	1	+3	0	7
2	CAN	3	1	2	0	4	3	+1	-3	5
3q	JPN	3	1	1	1	2	2	0	-4	4
4	CHI	3	0	0	3	1	5	-4	-2	0

Team	GBR	CAN	JPN	CHI
GBR		1:1	1:0	2:0
CAN	1:1		1:1	2:1
JPN	0:1	1:1		1:0
CHI	0:2	1:2	0:1	

Group F

Rank	Team	MP	W	D	L	GF	GA	GD	TCS	Pts
1	NED	3	2	1	0	21	8	+13	-3	7
2	BRA	3	2	1	0	9	3	+6	-2	7
3	ZAM	3	0	1	2	7	15	-8	-7	1
4	CHN	3	0	1	2	6	17	-11	-7	1

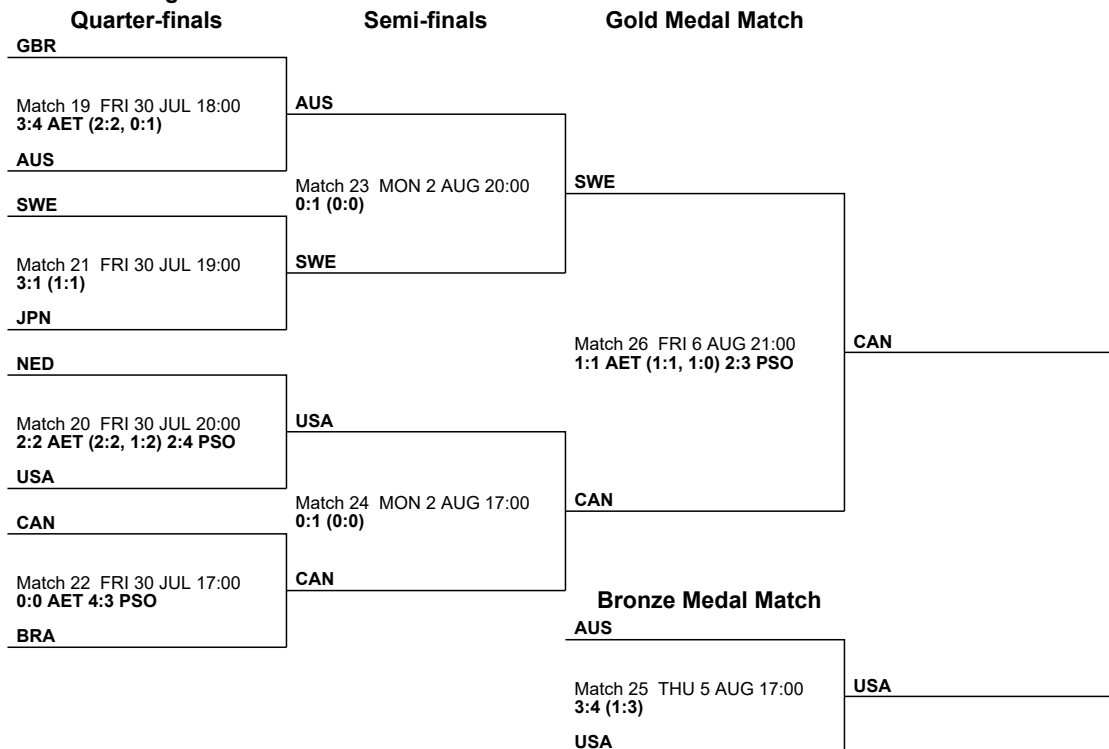
Team	NED	BRA	ZAM	CHN
NED		3:3	10:3	8:2
BRA	3:3		1:0	5:0
ZAM	3:10	0:1		4:4
CHN	2:8	0:5	4:4	

Group G

Rank	Team	MP	W	D	L	GF	GA	GD	TCS	Pts
1	SWE	3	3	0	0	9	2	+7	0	9
2	USA	3	1	1	1	6	4	+2	-2	4
3q	AUS	3	1	1	1	4	5	-1	-1	4
4	NZL	3	0	0	3	2	10	-8	-3	0

Team	SWE	USA	AUS	NZL
SWE		3:0	4:2	2:0
USA	0:3		0:0	6:1
AUS	2:4	0:0		2:1
NZL	0:2	1:6	1:2	

Knock-out Stages



Final Standings

Rank	Team
Gold	CAN
Silver	SWE
Bronze	USA
4	AUS
5	NED
6	BRA
7	GBR
8	JPN
9	ZAM
10	CHN
11	CHI
12	NZL

Legend:

AET	After Extra Time	D	Drawn	GA	Goals Against	GD	Goal Difference
GF	Goals For	L	Lost	MP	Matches Played	PSO	Penalty Shoot-out
Pts	Points	TCS	Team Conduct Score	q	Best 3rd team qualified	W	Won



Match Report

公式記録 / Compte rendu du match

REVISED
21 JUL 23:32

Match 1

JPN vs CAN

1:1 (0:1)

Match Officials:

Referee: ALVES Edina (BRA) **Assistant Referee 1:** BACK Neuza (BRA) **VAR:** REWAY Wagner (BRA)
4th Official: RIVET Maria (MRI) **Assistant Referee 2:** AMBOYA Monica (ECU) **AVAR:** MARTINS Tiago (POR)
Match Commissioner: RIZZELLO Joe (ITA)
General Coordinator: NASSAR Khaled (EGY)

JPN - Japan

[1] GK IKEDA Sakiko
 [2] DF SHIMIZU Risa
 [4] DF KUMAGAI Saki (C)
 [5] DF MINAMI Moeka
 [7] MF NAKAJIMA Emi ▼ 76'
 [8] MF MIURA Narumi
 [9] FW SUGASAWA Yuika ▼ HT
 [10] FW IWABUCHI Mana ⚽ 84'
 [13] MF SHIOKOSHI Yuzuho ▼ 62'
 [14] MF HASEGAWA Yui ▼ 89'
 [17] DF KITAMURA Nanami

Substitutes:

[3] DF TAKARADA Saori
 [6] MF SUGITA Hina △ 76'
 [11] FW TANAKA Mina △ HT — 53'
 [12] MF ENDO Jun △ 62'
 [15] FW MOMIKI Yuka △ 89'
 [16] DF MIYAGAWA Asato
 [18] GK YAMASHITA Ayaka

Head Coach TAKAKURA Asako (JPN)

Additional Time:

First half: 0 min., second half: 8 min.

CAN - Canada

[1] GK LABBE Stephanie □ 53' ▼ 58'
 [2] DF CHAPMAN Allysha
 [3] DF BUCHANAN Kadeisha
 [4] DF ZADORSKY Shelina
 [5] MF QUINN ▼ 72'
 [10] DF LAWRENCE Ashley
 [11] MF SCOTT Desiree
 [12] FW SINCLAIR Christine (C) ⚽ 6' ▼ 83'
 [15] FW PRINCE Nichelle ▼ 84'
 [16] FW BECKIE Janine
 [17] MF FLEMING Jessie

Substitutes:

[6] FW ROSE Deanne △ 72'
 [7] MF GROSSO Julia
 [8] DF RIVIERE Jayde
 [9] FW LEON Adriana △ 84'
 [13] FW VIENS Evelyne △ 83'
 [14] DF GILLES Vanessa
 [18] GK SHERIDAN Kailen △ 58'

Head Coach PRIESTMAN Bev (GBR)

JPN - Japan		CAN - Canada	
	6'	⚽ SINCLAIR [12] - 1st Tournament Goal	1st half
In TANAKA [11], out SUGASAWA [9] ◀	HT		1st half
	53'	□ LABBE [1] - 1st Tournament Yellow Card	2nd half
TANAKA [11] —	53'		
	58'	◀ In SHERIDAN [18], out LABBE [1]	
In ENDO [12], out SHIOKOSHI [13] ◀	62'		
	72'	◀ In ROSE [6], out QUINN [5]	
In SUGITA [6], out NAKAJIMA [7] ◀	76'		
IWABUCHI [10] - 1st Tournament Goal ⚽	84'	1:1	
	83'	◀ In VIENS [13], out SINCLAIR [12]	
	84'	◀ In LEON [9], out PRINCE [15]	
In MOMIKI [15], out HASEGAWA [14] ◀	89'		

Match events: ⚽ Goal scored ◀ Own goal 🚫 Penalty scored — Penalty missed 🙋 Assist □ Yellow card 2Y Red card ◀ Substitution



Match Report

公式記録 / Compte rendu du match

REVISED
21 JUL 23:32

Match 1

JPN vs CAN

1:1 (0:1)

JPN - Japan	STATISTICS	CAN - Canada
7	Shots	6
3	Shots on Goal	1
3	Fouls	4
5	Corner Kicks	5
3	Free Kicks	2
1	Penalty Kicks	0
0	Offsides	2
0	Own Goals	0
0	Single Yellow Cards	1
0	Indirect Red Cards	0
0	Direct Red Cards	0
41%	Ball Possession	59%
29	Actual Playing Time	43

JPN - Japan

No.	Name	Pos.	Min.	GF	GA	AS	SG/S	PK	Fouls		Y	Red Cards	
									FC	FS		2Y	R
1	IKEDA	GK	90		1					1			
2	SHIMIZU	DF	90				0/1						
4	KUMAGAI (C)	DF	90										
5	MINAMI	DF	90										
7	NAKAJIMA	MF	76						1				
8	MIURA	MF	90				0/1			1			
9	SUGASAWA	FW	45										
10	IWABUCHI	FW	90	1			1/2		2				
13	SHIOKOSHI	MF	62				1/2						
14	HASEGAWA	MF	89							1			
17	KITAMURA	DF	90										
Substitutes:													
6	SUGITA	MF	14										
11	TANAKA	FW	45				1/1	0/1		1			
12	ENDO	MF	28										
15	MOMIKI	FW	1										
Totals				1	1		3/7	0/1	3	4			

CAN - Canada

No.	Name	Pos.	Min.	GF	GA	AS	SG/S	PK	Fouls		Y	Red Cards	
									FC	FS		2Y	R
1	LABBE	GK	58						1		1		
2	CHAPMAN	DF	90						1				
3	BUCHANAN	DF	90							1			
4	ZADORSKY	DF	90										
5	QUINN	MF	72										
10	LAWRENCE	DF	45						1				
11	SCOTT	MF	90										
12	SINCLAIR (C)	FW	83	1			1/2						
15	PRINCE	FW	84				0/3		1				
16	BECKIE	FW	90										
17	FLEMING	MF	90				0/1						
Substitutes:													
6	ROSE	FW	18										
9	LEON	FW	6							1			
13	VIENS	FW	7										
18	SHERIDAN	GK	32		1								
Totals				1	1		1/6		4	2	1		

Legend:

(C)	Captain	2Y	Indirect Red Card	AS	Assists	AVAR	Assistant VAR
DF	Defender	FC	Fouls Committed	FS	Fouls Suffered	FW	Forward
GA	Goals Against	GF	Goals For	GK	Goalkeeper	HT	Half-time
MF	Midfielder	Min.	Minutes Played	No.	Shirt Number	R	Direct Red Card
PK	Penalty Kicks for (Converted/Attempts)	VAR	Video Assistant Referee	Pos.	Position		
SG/S	Shots on Goal/Shots			Y	Single Yellow Card		

Substitutions done by Japan have been revised.

REVISED



Match Report

公式記録 / Compte rendu du match

REVISED
22 JUL 0:04

Match 2

GBR vs CHI

2:0 (1:0)

Match Officials:

Referee: MUKANSANGA Salima (RWA) **Assistant Referee 1:** KWIMBIRA Bernadettar (MAW) **VAR:** AL MARRI Abdulla (QAT)
4th Official: MADU Ndidi (NGR) **Assistant Referee 2:** NJOROGÉ Mary (KEN) **AVAR:** BIN JAHARI Muhammad (SGP)
Match Commissioner: RIZZELLO Joe (ITA)
General Coordinator: NASSAR Khaled (EGY)

GBR - Great Britain

[1] GK ROEBUCK Ellie
 [2] DF BRONZE Lucy  72'
 [4] MF WALSH Keira  69'
 [5] DF HOUGHTON Steph (C)
 [8] MF LITTLE Kim  90'+2'
 [9] FW WHITE Ellen  17'  72'
 [11] MF WEIR Caroline  89'
 [12] DF DALY Rachel
 [14] DF BRIGHT Millie
 [15] FW HEMP Lauren  17'  69'
 [17] MF STANWAY Georgia

Substitutes:

[3] DF STOKES Demi
 [6] MF INGLE Sophie  69'
 [7] FW PARRIS Nikita  69'
 [13] GK TELFORD Carly
 [16] DF WILLIAMSON Leah
 [18] MF SCOTT Jill  89'
 [20] FW TOONE Ella  90'+2'

Head Coach RIISE Hege (NOR)




Additional Time:

First half: 2 min., second half: 5 min.








CHI - Chile

[1] GK ENDLER Christiane (C)
 [3] DF GUERRERO Carla
 [4] MF LARA Francisca
 [6] MF OPAZO Nayadet  81'
 [8] MF ARAYA Karen
 [9] FW URRUTIA Maria Jose
 [10] FW AEDO Yanara  78'
 [11] MF LOPEZ Yessenia  70'
 [14] MF PARDO Daniela
 [15] FW ZAMORA Daniela
 [18] DF SAEZ Camila

Substitutes:

[5] DF RAMIREZ Fernanda
 [7] FW ACUNA Yenny  78'
 [12] GK CAMPOS Natalia
 [16] FW BALMACEDA Rosario  81'
 [17] DF TORO Javiera
 [19] FW GREZ Javiera
 [20] MF MARDONES Francisca  70'

Head Coach LETELIER Jose (CHI)

GBR - Great Britain		CHI - Chile	
WHITE [9] - 1st Tournament Goal 	1:0	17'	
HEMP [15] - 1st Tournament Assist 			
In PARRIS [7], out HEMP [15]		69'	
In INGLE [6], out WALSH [4]		69'	
		70'	 In MARDONES [20], out LOPEZ [11]
WHITE [9] - 2nd Tournament Goal 	2:0	72'	
BRONZE [2] - 1st Tournament Assist 			
		78'	 In ACUNA [7], out AEDO [10]
		81'	 In BALMACEDA [16], out OPAZO [6]
In SCOTT [18], out WEIR [11]		89'	
In TOONE [20], out LITTLE [8]		90'+2	

Match events:  Goal scored  Own goal  Penalty scored  Penalty missed  Assist  Yellow card  2Y  Red card  Substitution



Match Report

公式記録 / Compte rendu du match

REVISED
22 JUL 0:04

Match 2

GBR vs CHI

2:0 (1:0)

GBR - Great Britain

20
7
17
4
14
0
2
0
0
0
0
0
61%
40

STATISTICS

Shots
Shots on Goal
Fouls
Corner Kicks
Free Kicks
Penalty Kicks
Offsides
Own Goals
Single Yellow Cards
Indirect Red Cards
Direct Red Cards
Ball Possession
Actual Playing Time

CHI - Chile

2
1
13
0
15
0
0
0
0
0
0
39%
26

GBR - Great Britain

No.	Name	Pos.	Min.	GF	GA	AS	SG/S	PK	Fouls		Y	Red Cards	
									FC	FS		2Y	R
1	ROEBUCK	GK	90										
2	BRONZE	DF	90			1	0/1		2				
4	WALSH	MF	69						3				
5	HOUGHTON (C)	DF	90				0/2			2			
8	LITTLE	MF	89				0/4		1				
9	WHITE	FW	90	2			3/3		1	1			
11	WEIR	MF	89				1/1		1				
12	DALY	DF	90				1/2		2	1			
14	BRIGHT	DF	90				0/1		3				
15	HEMP	FW	69			1	0/3		2	5			
17	STANWAY	MF	90				2/3		2	2			
Totals				2		2	7/20		17	12			

Substitutes:

6	INGLE	MF	21										
7	PARRIS	FW	21							1			
18	SCOTT	MF	1										
20	TOONE	FW	1										

CHI - Chile

No.	Name	Pos.	Min.	GF	GA	AS	SG/S	PK	Fouls		Y	Red Cards	
									FC	FS		2Y	R
1	ENDLER (C)	GK	90		2								
3	GUERRERO	DF	90							1			
4	LARA	MF	90						3	1			
6	OPAZO	MF	81						4	2			
8	ARAYA	MF	90				1/1		1	1			
9	URRUTIA	FW	90				0/1			5			
10	AEDO	FW	78							1			
11	LOPEZ	MF	70						1				
14	PARDO	MF	90						2	2			
15	ZAMORA	FW	90						1	2			
18	SAEZ	DF	90						1	1			
Totals					2		1/2		13	16			

Substitutes:

7	ACUNA	FW	12										
16	BALMACEDA	FW	9										
20	MARDONES	MF	20										

Legend:

(C)	Captain	2Y	Indirect Red Card	AS	Assists	AVAR	Assistant VAR
DF	Defender	FC	Fouls Committed	FS	Fouls Suffered	FW	Forward
GA	Goals Against	GF	Goals For	GK	Goalkeeper	MF	Midfielder
Min.	Minutes Played	No.	Shirt Number	PK	Penalty Kicks for (Converted/Attempts)	VAR	Video Assistant Referee
Pos.	Position	R	Direct Red Card	SG/S	Shots on Goal/Shots		
Y	Single Yellow Card						

REVISED

Substitutions done by Great Britain have been revised.



Match Report

公式記録 / Compte rendu du match

Match 7

JPN vs GBR

0:1 (0:0)

Match Officials:

Referee: PUSTOVOITOVA Anastasia (RUS) **Assistant Referee 1:** KUROCHKINA Ekaterina (RUS) **VAR:** STEINHAUS-WEBB Bibiana (GER)
4th Official: MADU Ndidi (NGR) **Assistant Referee 2:** RODAK Sanja (CRO) **AVAR:** PENSO Chris (USA)
Match Commissioner: RIZZELLO Joe (ITA)
General Coordinator: NASSAR Khaled (EGY)

JPN - Japan

[18] GK YAMASHITA Ayaka □ 79'
 [2] DF SHIMIZU Risa
 [4] DF KUMAGAI Saki (C)
 [5] DF MINAMI Moeka
 [6] MF SUGITA Hina
 [7] MF NAKAJIMA Emi ▼ 80'
 [11] FW TANAKA Mina ▼ 67'
 [13] MF SHIOKOSHI Yuzuho ▼ 55'
 [14] MF HASEGAWA Yui
 [16] DF MIYAGAWA Asato
 [20] MF HAYASHI Honoka □ 30' ▼ 67'

Substitutes:

[1] GK IKEDA Sakiko
 [3] DF TAKARADA Saori
 [8] MF MIURA Narumi △ 67'
 [9] FW SUGASAWA Yuika
 [10] FW IWABUCHI Mana △ 80'
 [12] MF ENDO Jun △ 67'
 [15] FW MOMIKI Yuka △ 55'

Head Coach TAKAKURA Asako (JPN)

Additional Time:

First half: 0 min., second half: 3 min.

GBR - Great Britain

[1] GK ROEBUCK Ellie
 [2] DF BRONZE Lucy ⚽ 74'
 [3] DF STOKES Demi
 [4] MF WALSH Keira
 [5] DF HOUGHTON Steph
 [6] MF INGLE Sophie ▼ 59'
 [7] FW PARRIS Nikita ▼ 76'
 [8] MF LITTLE Kim (C) ▼ 88'
 [9] FW WHITE Ellen ⚽ 74'
 [15] FW HEMP Lauren ▼ 88'
 [16] DF WILLIAMSON Leah

Substitutes:

[11] MF WEIR Caroline △ 59'
 [12] DF DALY Rachel △ 76'
 [13] GK TELFORD Carly
 [14] DF BRIGHT Millie
 [17] MF STANWAY Georgia △ 88'
 [18] MF SCOTT Jill △ 88'
 [19] FW CHARLES Niamh

Head Coach RIISE Hege (NOR)

JPN - Japan		GBR - Great Britain	
HAYASHI [20] - 1st Tournament Yellow Card □	30'		1st half
In MOMIKI [15], out SHIOKOSHI [13] ◆	55'		2nd half
	59'	◆ In WEIR [11], out INGLE [6]	
In ENDO [12], out TANAKA [11] ◆	67'		
In MIURA [8], out HAYASHI [20] ◆	67'		
	74'	0:1 ⚽ WHITE [9] - 3rd Tournament Goal ⚽ BRONZE [2] - 2nd Tournament Assist	
	76'	◆ In DALY [12], out PARRIS [7]	
YAMASHITA [18] - 1st Tournament Yellow Card □	79'		
In IWABUCHI [10], out NAKAJIMA [7] ◆	80'		
	88'	◆ In STANWAY [17], out HEMP [15]	
	88'	◆ In SCOTT [18], out LITTLE [8]	

Match events: ⚽ Goal scored 🟡 Own goal 🟡 Penalty scored — Penalty missed ⚽ Assist □ Yellow card 🟡 2Y 🟡 Red card ◆ Substitution



Match Report

公式記録 / Compte rendu du match

Match 7

JPN vs GBR

0:1 (0:0)

JPN - Japan	STATISTICS	GBR - Great Britain
9	Shots	11
1	Shots on Goal	2
9	Fouls	7
3	Corner Kicks	6
9	Free Kicks	9
0	Penalty Kicks	0
2	Offsides	2
0	Own Goals	0
2	Single Yellow Cards	0
0	Indirect Red Cards	0
0	Direct Red Cards	0
42%	Ball Possession	58%
28	Actual Playing Time	39

JPN - Japan

No.	Name	Pos.	Min.	GF	GA	AS	SG/S	PK	Fouls		Y	Red Cards	
									FC	FS		2Y	R
18	YAMASHITA	GK	90		1				1		1		
2	SHIMIZU	DF	90						1				
4	KUMAGAI (C)	DF	90							1			
5	MINAMI	DF	90				0/1		1				
6	SUGITA	MF	90				0/1		1	1			
7	NAKAJIMA	MF	80										
11	TANAKA	FW	67				0/2		2	1			
13	SHIOKOSHI	MF	55							1			
14	HASEGAWA	MF	90				0/1						
16	MIYAGAWA	DF	90								3		
20	HAYASHI	MF	67				1/3		2		1		
Substitutes:													
8	MIURA	MF	23										
10	IWABUCHI	FW	10										
12	ENDO	MF	23										
15	MOMIKI	FW	35				0/1		1				
Totals					1		1/9		9	7	2		

GBR - Great Britain

No.	Name	Pos.	Min.	GF	GA	AS	SG/S	PK	Fouls		Y	Red Cards	
									FC	FS		2Y	R
1	ROEBUCK	GK	90										
2	BRONZE	DF	90			1							
3	STOKES	DF	90										
4	WALSH	MF	90				0/1		1				
5	HOUGHTON	DF	90				0/2						
6	INGLE	MF	59				0/1		1				
7	PARRIS	FW	76				0/2		4	1			
8	LITTLE (C)	MF	88				0/1			1			
9	WHITE	FW	90	1			2/2		1	1			
15	HEMP	FW	88				0/1			4			
16	WILLIAMSON	DF	90							2			
Substitutes:													
11	WEIR	MF	31				0/1						
12	DALY	DF	14										
17	STANWAY	MF	2										
18	SCOTT	MF	2										
Totals					1		1	2/11		7	9		

Legend:			
(C)	Captain	2Y	Indirect Red Card
DF	Defender	FC	Fouls Committed
GA	Goals Against	GF	Goals For
Min.	Minutes Played	No.	Shirt Number
Pos.	Position	R	Direct Red Card
Y	Single Yellow Card	AS	Assists
		FS	Fouls Suffered
		GK	Goalkeeper
		PK	Penalty Kicks for (Converted/Attempts)
		SG/S	Shots on Goal/Shots
		AVAR	Assistant VAR
		FW	Forward
		MF	Midfielder
		VAR	Video Assistant Referee



Match Report

公式記録 / Compte rendu du match

Match 8

CHI vs CAN

1:2 (0:1)

Match Officials:

Referee: STAUBLI Esther (SUI)

4th Official: RIVET Maria (MRI)

Match Commissioner: RIZZELLO Joe (ITA)

General Coordinator: NASSAR Khaled (EGY)

Assistant Referee 1: RAFALSKI Katrin (GER)

Assistant Referee 2: KUENG Susanne (SUI)

VAR: BIN JAHARI Muhammad (SGP)

AVAR: AL MARRI Abdulla (QAT)

CHI - Chile

[1] GK ENDLER Christiane (C)
[3] DF GUERRERO Carla
[4] MF LARA Francisca
[8] MF ARAYA Karen ⚽ 57'
[9] FW URRUTIA Maria Jose
[10] FW AEDO Yanara
[11] MF LOPEZ Yessenia □ 64' ▼ 85'
[14] MF PARDO Daniela □ 18' ▼ 90'+2'
[15] FW ZAMORA Daniela
[16] FW BALMACEDA Rosario
[18] DF SAEZ Camila

Substitutes:

[5] DF RAMIREZ Fernanda
[6] MF OPAZO Nayadet
[7] FW ACUNA Yenny △ 85'
[12] GK CAMPOS Natalia
[13] DF PINILLA Fernanda
[17] DF TORO Javiera
[19] FW GREZ Javiera △ 90'+2'

Head Coach LETELIER Jose (CHI)

Additional Time:

First half: 2 min., second half: 5 min.

CAN - Canada

[18] GK SHERIDAN Kailen
[3] DF BUCHANAN Kadeisha
[4] DF ZADORSKY Shelina
[7] MF GROSSO Julia ▼ 61'
[8] DF RIVIERE Jayde
[10] DF LAWRENCE Ashley
[11] MF SCOTT Desiree □ 79'
[12] FW SINCLAIR Christine (C)
[15] FW PRINCE Nichelle ⚽ 47' ▼ 61'
[16] FW BECKIE Janine — 20' ⚽ 39' ⚽ 47'
[17] MF FLEMING Jessie

Substitutes:

[5] MF QUINN △ 61'
[6] FW ROSE Deanne △ 61'
[9] FW LEON Adriana
[13] FW VIENS Evelyne
[14] DF GILLES Vanessa
[21] DF CARLE Gabrielle
[22] GK McLEOD Erin

Head Coach PRIESTMAN Bev (GBR)

CHI - Chile		CAN - Canada	
PARDO [14] - 1st Tournament Yellow Card □	18'		
	20'	—	BECKIE [16]
	39'	0:1	⚽ BECKIE [16] - 1st Tournament Goal
	47'	0:2	⚽ BECKIE [16] - 2nd Tournament Goal
			⚽ PRINCE [15] - 1st Tournament Assist
ARAYA [8] - 1st Tournament Goal ⚽	57'	1:2	
	61'	◆	In QUINN [5], out GROSSO [7]
	61'	◆	In ROSE [6], out PRINCE [15]
LOPEZ [11] - 1st Tournament Yellow Card □	64'		
	79'	□	SCOTT [11] - 1st Tournament Yellow Card
In ACUNA [7], out LOPEZ [11]	85'	◆	
In GREZ [19], out PARDO [14]	90'+2	◆	

Match events: ⚽ Goal scored ⚡ Own goal 🟡 Penalty scored — Penalty missed ⚽ Assist □ Yellow card □ 2Y ■ Red card ◆ Substitution



Match Report

公式記録 / Compte rendu du match

Match 8

CHI vs CAN

1:2 (0:1)

CHI - Chile	STATISTICS	CAN - Canada
4	Shots	9
2	Shots on Goal	4
10	Fouls	9
1	Corner Kicks	5
11	Free Kicks	10
0	Penalty Kicks	1
1	Offsides	3
0	Own Goals	0
2	Single Yellow Cards	1
0	Indirect Red Cards	0
0	Direct Red Cards	0
43%	Ball Possession	57%
28	Actual Playing Time	36

CHI - Chile													
No.	Name	Pos.	Min.	GF	GA	AS	SG/S	PK	Fouls		Y	Red Cards	
									FC	FS		2Y	R
1	ENDLER (C)	GK	90		2								
3	GUERRERO	DF	90						1	1			
4	LARA	MF	90										
8	ARAYA	MF	90	1			1/1		2	2			
9	URRUTIA	FW	90				1/2		1				
10	AEDO	FW	90							2			
11	LOPEZ	MF	85						4		1		
14	PARDO	MF	89						1	1	1		
15	ZAMORA	FW	90						1	1			
16	BALMACEDA	FW	90				0/1						
18	SAEZ	DF	90							1			
Substitutes:													
7	ACUNA	FW	5										
19	GREZ	FW	1										
Totals				1	2		2/4		10	8	2		

CAN - Canada													
No.	Name	Pos.	Min.	GF	GA	AS	SG/S	PK	Fouls		Y	Red Cards	
									FC	FS		2Y	R
18	SHERIDAN	GK	90		1								
3	BUCHANAN	DF	90				1/1		1	1			
4	ZADORSKY	DF	90						1				
7	GROSSO	MF	61										
8	RIVIERE	DF	90							2			
10	LAWRENCE	DF	90										
11	SCOTT	MF	90						1		1		
12	SINCLAIR (C)	FW	90				0/3		1	2			
15	PRINCE	FW	61			1			1				
16	BECKIE	FW	90	2			3/5	0/1		2			
17	FLEMING	MF	90						1	2			
Substitutes:													
5	QUINN	MF	29						1				
6	ROSE	FW	29						2				
Totals				2	1	1	4/9	0/1	9	9	1		

Legend:			
(C)	Captain	2Y	Indirect Red Card
DF	Defender	FC	Fouls Committed
GA	Goals Against	GF	Goals For
Min.	Minutes Played	No.	Shirt Number
Pos.	Position	R	Direct Red Card
Y	Single Yellow Card	AS	Assists
		FS	Fouls Suffered
		GK	Goalkeeper
		PK	Penalty Kicks for (Converted/Attempts)
		SG/S	Shots on Goal/Shots
		AVAR	Assistant VAR
		FW	Forward
		MF	Midfielder
		VAR	Video Assistant Referee



Match Report

公式記録 / Compte rendu du match

Match 13

CHI vs JPN

0:1 (0:0)

Match Officials:

Referee: BORJAS Melissa (HON) **Assistant Referee 1:** PERELLO Shirley (HON) **VAR:** RACZKOWSKI Pawel (POL)
4th Official: MADU Ndidi (NGR) **Assistant Referee 2:** BLANCO Mary (COL) **AVAR:** REINSHREIBER Roi (ISR)
Match Commissioner: HIRAI Tetsu (JPN)
General Coordinator: JANSSENS Priscilla (BRA)

CHI - Chile

[1] GK ENDLER Christiane (C)
 [3] DF GUERRERO Carla
 [4] MF LARA Francisca
 [8] MF ARAYA Karen
 [9] FW URRUTIA Maria Jose
 [10] FW AEDO Yanara ▼ 83'
 [11] MF LOPEZ Yessenia ▼ 83'
 [14] MF PARDO Daniela ▼ 75'
 [15] FW ZAMORA Daniela ▼ 56'
 [16] FW BALMACEDA Rosario ▼ HT
 [18] DF SAEZ Camila

Substitutes:

[5] DF RAMIREZ Fernanda
 [7] FW ACUNA Yenny △ 83'
 [12] GK CAMPOS Natalia
 [13] DF PINILLA Fernanda △ 83'
 [17] DF TORO Javiera △ HT
 [19] FW GREZ Javiera △ 56'
 [20] MF MARDONES Francisca △ 75'

Head Coach LETELIER Jose (CHI)

Additional Time:

First half: 1 min., second half: 4 min.

JPN - Japan

[18] GK YAMASHITA Ayaka
 [2] DF SHIMIZU Risa
 [3] DF TAKARADA Saori
 [4] DF KUMAGAI Saki (C) □ 90'
 [6] MF SUGITA Hina
 [8] MF MIURA Narumi □ 60' ▼ 83'
 [9] FW SUGASAWA Yuika ▼ HT
 [10] FW IWABUCHI Mana ⚽ 77'
 [14] MF HASEGAWA Yui ▼ 66'
 [17] DF KITAMURA Nanami
 [20] MF HAYASHI Honoka ▼ 54'

Substitutes:

[1] GK IKEDA Sakiko
 [7] MF NAKAJIMA Emi △ 83'
 [11] FW TANAKA Mina △ HT ⚽ 77'
 [12] MF ENDO Jun △ 54'
 [15] FW MOMIKI Yuka
 [19] DF MIYAKE Shiori
 [21] MF KINOSHITA Momoka △ 66'

Head Coach TAKAKURA Asako (JPN)

CHI - Chile		JPN - Japan
	HT	◆ In TANAKA [11], out SUGASAWA [9]
In TORO [17], out BALMACEDA [16] ◆	HT	
	54'	◆ In ENDO [12], out HAYASHI [20] 2nd half
In GREZ [19], out ZAMORA [15] ◆	56'	
	60'	□ MIURA [8] - 1st Tournament Yellow Card
	66'	◆ In KINOSHITA [21], out HASEGAWA [14]
In MARDONES [20], out PARDO [14] ◆	75'	
	77'	0:1 ⚽ TANAKA [11] - 1st Tournament Goal ⚽ IWABUCHI [10] - 1st Tournament Assist
	83'	◆ In NAKAJIMA [7], out MIURA [8]
In PINILLA [13], out LOPEZ [11] ◆	83'	
In ACUNA [7], out AEDO [10] ◆	83'	
	90'	□ KUMAGAI [4] - 1st Tournament Yellow Card

Match events: ⚽ Goal scored ⚽ Own goal ⚽ Penalty scored — Penalty missed ⚽ Assist □ Yellow card □ 2Y ■ Red card ◆ Substitution



Match Report

公式記録 / Compte rendu du match

Match 13

CHI vs JPN

0:1 (0:0)

CHI - Chile	STATISTICS	JPN - Japan
4	Shots	21
0	Shots on Goal	8
6	Fouls	17
4	Corner Kicks	11
4	Free Kicks	1
0	Penalty Kicks	0
1	Offsides	2
0	Own Goals	0
0	Single Yellow Cards	2
0	Indirect Red Cards	0
0	Direct Red Cards	0
40%	Ball Possession	60%
27	Actual Playing Time	41

CHI - Chile

No.	Name	Pos.	Min.	GF	GA	AS	SG/S	PK	Fouls		Y	Red Cards	
									FC	FS		2Y	R
1	ENDLER (C)	GK	90		1					1			
3	GUERRERO	DF	90							1			
4	LARA	MF	90				0/1						
8	ARAYA	MF	90				0/2		1	1			
9	URRUTIA	FW	90						3	3			
10	AEDO	FW	83							2			
11	LOPEZ	MF	83							2			
14	PARDO	MF	75						2	4			
15	ZAMORA	FW	56							2			
16	BALMACEDA	FW	45										
18	SAEZ	DF	90										
Substitutes:													
7	ACUNA	FW	7				0/1						
13	PINILLA	DF	7										
17	TORO	DF	45										
19	GREZ	FW	34							1			
20	MARDONES	MF	15										
Totals					1		0/4		6	17			

JPN - Japan

No.	Name	Pos.	Min.	GF	GA	AS	SG/S	PK	Fouls		Y	Red Cards	
									FC	FS		2Y	R
18	YAMASHITA	GK	90										
2	SHIMIZU	DF	90				1/1						
3	TAKARADA	DF	90							1			
4	KUMAGAI (C)	DF	90						3		1		
6	SUGITA	MF	90				1/3		1	3			
8	MIURA	MF	83				0/2		5		1		
9	SUGASAWA	FW	45				1/2						
10	IWABUCHI	FW	90			1	1/4		1	1			
14	HASEGAWA	MF	65				0/1		1				
17	KITAMURA	DF	90						1				
20	HAYASHI	MF	54						2				
Substitutes:													
7	NAKAJIMA	MF	7				1/1						
11	TANAKA	FW	45	1			2/5		3				
12	ENDO	MF	36				0/1						
21	KINOSHITA	MF	25				1/1						
Totals				1		1	8/21		17	5	2		

Legend:

(C) Captain	2Y Indirect Red Card	AS Assists	AVAR Assistant VAR
DF Defender	FC Fouls Committed	FS Fouls Suffered	FW Forward
GA Goals Against	GF Goals For	GK Goalkeeper	HT Half-time
MF Midfielder	Min. Minutes Played	No. Shirt Number	R Direct Red Card
PK Penalty Kicks for (Converted/Attempts)	VAR Video Assistant Referee	Pos. Position	
SG/S Shots on Goal/Shots		Y Single Yellow Card	



Match Report

公式記録 / Compte rendu du match

Match 14

CAN vs GBR

1:1 (0:0)

Match Officials:

Referee: MONZUL Kateryna (UKR) **Assistant Referee 1:** RATAJOVA Lucie (CZE) **VAR:** ASHOUR Mahmoud (EGY)
4th Official: JACEWICZ Kate (AUS) **Assistant Referee 2:** STRILETSKA Maryna (UKR) **AVAR:** REWAY Wagner (BRA)
Match Commissioner: HUANG Jerry (CHN)
General Coordinator: DUEHMERT Katharina (GER)

CAN - Canada

[1] GK LABBE Stephanie
 [3] DF BUCHANAN Kadeisha (C)
 [5] MF QUINN ▼ 67'
 [6] FW ROSE Deanne ▼ HT
 [8] DF RIVIERE Jayde □ 24'
 [9] FW LEON Adriana ⚽ 55'
 [10] DF LAWRENCE Ashley ⚽ 55' ▼ 80'
 [13] FW VIENS Evelyne ▼ 54'
 [14] DF GILLES Vanessa
 [16] FW BECKIE Janine ▼ HT
 [20] MF SCHMIDT Sophie

Substitutes:

[4] DF ZADORSKY Shelina
 [7] MF GROSSO Julia △ 67'
 [15] FW PRINCE Nichelle △ 54' ⚽ 85'
 [17] MF FLEMING Jessie △ HT
 [18] GK SHERIDAN Kailen
 [19] FW HUITEMA Jordyn △ HT
 [21] DF CARLE Gabrielle △ 80'

Head Coach PRIESTMAN Bev (GBR)

Additional Time:

First half: 0 min., second half: 2 min.

GBR - Great Britain

[1] GK ROEBUCK Ellie
 [2] DF BRONZE Lucy
 [3] DF STOKES Demi
 [6] MF INGLE Sophie (C) ▼ 77'
 [7] FW PARRIS Nikita
 [11] MF WEIR Caroline
 [12] DF DALY Rachel ▼ 63'
 [14] DF BRIGHT Millie
 [16] DF WILLIAMSON Leah
 [17] MF STANWAY Georgia
 [18] MF SCOTT Jill ▼ 63'

Substitutes:

[5] DF HOUGHTON Steph
 [8] MF LITTLE Kim △ 63'
 [9] FW WHITE Ellen △ 63'
 [10] FW KIRBY Fran △ 77'
 [20] FW TOONE Ella
 [21] DF WUBBEN-MOY Lotte
 [22] GK MACIVER Sandy

Head Coach RIISE Hege (NOR)

CAN - Canada		GBR - Great Britain	
RIVIERE [8] - 1st Tournament Yellow Card	□	24'	
In HUITEMA [19], out ROSE [6]	◀	HT	1st half
In FLEMING [17], out BECKIE [16]	◀	HT	1st half
In PRINCE [15], out VIENS [13]	◀	54'	2nd half
LEON [9] - 1st Tournament Goal	⚽	1:0 55'	
LAWRENCE [10] - 1st Tournament Assist	⚽		
		63'	◀ In LITTLE [8], out SCOTT [18]
		63'	◀ In WHITE [9], out DALY [12]
In GROSSO [7], out QUINN [5]	◀	67'	
		77'	◀ In KIRBY [10], out INGLE [6]
In CARLE [21], out LAWRENCE [10]	◀	80'	
PRINCE [15]	⚽	85'	1:1

Match events: ⚽ Goal scored ⚽ Own goal 🟡 Penalty scored — Penalty missed 🟡 Assist □ Yellow card □ 2Y 🟠 Red card ◀ Substitution



Match Report

公式記録 / Compte rendu du match

Match 14

CAN vs GBR

1:1 (0:0)

CAN - Canada

5
1
6
0
4
0
3
1
1
0
0
41%
27

STATISTICS

Shots 10
Shots on Goal 2
Fouls 4
Corner Kicks 5
Free Kicks 8
Penalty Kicks 0
Offsides 0
Own Goals 0
Single Yellow Cards 0
Indirect Red Cards 0
Direct Red Cards 0
Ball Possession 59%
Actual Playing Time 39

GBR - Great Britain

10
2
4
5
8
0
0
0
0
0
0
59%
39

CAN - Canada														
No.	Name	Pos.	Min.	GF	GA	AS	SG/S	PK	Fouls		Y	Red Cards		
									FC	FS		2Y	R	
1	LABBE	GK	90		1									
3	BUCHANAN (C)	DF	90											
5	QUINN	MF	67						2					
6	ROSE	FW	45											
8	RIVIERE	DF	90						1	1	1			
9	LEON	FW	90	1			1/3			1				
10	LAWRENCE	DF	80			1				1				
13	VIENS	FW	54				0/1							
14	GILLES	DF	90						1					
16	BECKIE	FW	45											
20	SCHMIDT	MF	90				0/1			1				
Substitutes:														
7	GROSSO	MF	23						1					
15	PRINCE	FW	36											
17	FLEMING	MF	45											
19	HUITEMA	FW	45						1					
21	CARLE	DF	10											
Totals				1	1	1	1/5			6	4	1		

GBR - Great Britain														
No.	Name	Pos.	Min.	GF	GA	AS	SG/S	PK	Fouls		Y	Red Cards		
									FC	FS		2Y	R	
1	ROEBUCK	GK	90		1									
2	BRONZE	DF	90				0/1							
3	STOKES	DF	90							1				
6	INGLE (C)	MF	77							1				
7	PARRIS	FW	90						1					
11	WEIR	MF	90				1/3							
12	DALY	DF	63				0/1							
14	BRIGHT	DF	90						1					
16	WILLIAMSON	DF	90											
17	STANWAY	MF	90				0/3			1				
18	SCOTT	MF	63				0/1		2	1				
Substitutes:														
8	LITTLE	MF	27											
9	WHITE	FW	27				1/1			2				
10	KIRBY	FW	13											
Own goals				1										
Totals				1	1		2/10			4	6			

Legend:							
(C)	Captain	2Y	Indirect Red Card	AS	Assists	AVAR	Assistant VAR
DF	Defender	FC	Fouls Committed	FS	Fouls Suffered	FW	Forward
GA	Goals Against	GF	Goals For	GK	Goalkeeper	HT	Half-time
MF	Midfielder	Min.	Minutes Played	No.	Shirt Number		
PK	Penalty Kicks for (Converted/Attempts)			Pos.	Position	R	Direct Red Card
SG/S	Shots on Goal/Shots	VAR	Video Assistant Referee	Y	Single Yellow Card		



Match Report

公式記録 / Compte rendu du match

Match 3

CHN vs BRA

0:5 (0:2)

Match Officials:

Referee: MONZUL Kateryna (UKR) **Assistant Referee 1:** RATAJOVA Lucie (CZE) **VAR:** CUADRA Guillermo (ESP)
4th Official: FRAPPART Stephanie (FRA) **Assistant Referee 2:** STRILETSKA Maryna (UKR) **AVAR:** MILLOT Benoit (FRA)
Match Commissioner: HIRAI Tetsu (JPN)
General Coordinator: JANSSENS Priscilla (BRA)

CHN - China

[12] GK PENG Shimeng
 [2] DF LI Mengwen
 [4] MF LI Qingtong
 [6] MF ZHANG Xin ▼ 84'
 [7] MF WANG Shuang
 [8] MF WANG Yan ▼ 33'
 [9] MF MIAO Siwen ▼ 84'
 [11] FW WANG Shanshan (C)
 [13] MF YANG Lina
 [16] DF WANG Xiaoxue
 [17] DF LUO Guiping

Substitutes:

[3] DF LIN Yuping
 [14] MF LIU Jing △ 84'
 [15] FW YANG Man
 [18] FW WURIGUMULA △ 33'
 [20] FW XIAO Yuyi △ 84'
 [21] DF CHEN Qiaozhu
 [22] GK DING Xuan

Head Coach JIA Xiuquan (CHN)

Additional Time:

First half: 1 min., second half: 3 min.

BRA - Brazil

[1] GK BARBARA
 [3] DF ERIKA
 [4] DF RAFAELLE
 [6] DF TAMIREZ
 [7] MF DUDA ▼ 58'
 [8] MF FORMIGA ▼ 72'
 [9] FW DEBINHA ⚽ 22' ⚽ 89'
 [10] MF MARTA (C) ⚽ 9' ⚽ 74' ▼ 83'
 [13] DF BENITES Bruna
 [16] FW BEATRIZ ⚽ 89'
 [17] MF ANDRESSINHA

Substitutes:

[2] DF POLIANA
 [5] MF JULIA △ 72'
 [12] FW LUDMILA △ 83'
 [14] DF JUCINARA
 [15] MF GEYSE
 [18] GK LETICIA
 [21] MF ANDRESSA △ 58' ⚽ 80'

Head Coach SUNDHAGE Pia Mariane (SWE)

CHN - China	BRA - Brazil
	9' 0:1 ⚽ MARTA [10] - 1st Tournament Goal 1st half
	22' 0:2 ⚽ DEBINHA [9] - 1st Tournament Goal
In WANG [8], out WURIGUMULA [18] ⚡	33'
	58' ⚡ In DUDA [7], out ANDRESSA [21] 2nd half
	72' ⚡ In FORMIGA [8], out JULIA [5]
	74' 0:3 ⚽ MARTA [10] - 2nd Tournament Goal
	80' 0:4 ⚽ ANDRESSA [21] - 1st Tournament Goal
In ZHANG [6], out XIAO [20] ⚡	83' ⚡ In MARTA [10], out LUDMILA [12]
In MIAO [9], out LIU [14] ⚡	84'
	89' 0:5 ⚽ BEATRIZ [16] - 1st Tournament Goal ⚽ DEBINHA [9] - 1st Tournament Assist

Match events: ⚽ Goal scored ⚡ Own goal ⚽ Penalty scored — Penalty missed ⚽ Assist □ Yellow card □ 2Y ■ Red card ⚡ Substitution



Match Report

公式記録 / Compte rendu du match

Match 3

CHN vs BRA

0:5 (0:2)

CHN - China	STATISTICS	BRA - Brazil
8	Shots	18
3	Shots on Goal	9
7	Fouls	4
2	Corner Kicks	6
3	Free Kicks	2
0	Penalty Kicks	1
7	Offsides	0
0	Own Goals	0
0	Single Yellow Cards	0
0	Indirect Red Cards	0
0	Direct Red Cards	0
42%	Ball Possession	58%
26	Actual Playing Time	37

CHN - China													
No.	Name	Pos.	Min.	GF	GA	AS	SG/S	PK	Fouls		Y	Red Cards	
									FC	FS		2Y	R
12	PENG	GK	90		5								
2	LI	DF	90										
4	LI	MF	90										
6	ZHANG	MF	84				2/2		2	1			
7	WANG	MF	90				0/2						
8	WANG	MF	33										
9	MIAO	MF	84				0/1						
11	WANG (C)	FW	90				1/2		1	1			
13	YANG	MF	90						1				
16	WANG	DF	90						1	1			
17	LUO	DF	90						1				
Substitutes:													
14	LIU	MF	6										
18	WURIGUMULA	FW	57				0/1		1	1			
20	XIAO	FW	6										
Totals					5		3/8		7	4			

BRA - Brazil													
No.	Name	Pos.	Min.	GF	GA	AS	SG/S	PK	Fouls		Y	Red Cards	
									FC	FS		2Y	R
1	BARBARA	GK	90										
3	ERIKA	DF	90				0/2			1			
4	RAFAELLE	DF	90				0/1						
6	TAMIRES	DF	90										
7	DUDA	MF	58							1			
8	FORMIGA	MF	72										
9	DEBINHA	FW	90	1		1	2/5						
10	MARTA (C)	MF	82	2			2/2			2			
13	BENITES	DF	90						1				
16	BEATRIZ	FW	90	1			3/4			1			
17	ANDRESSINHA	MF	90				0/1		1	1			
Substitutes:													
5	JULIA	MF	18						1				
12	LUDMILA	FW	8										
21	ANDRESSA	MF	32	1			2/3	1/1	1	1			
Totals				5		1	9/18	1/1	4	7			

Legend:			
(C)	Captain	2Y	Indirect Red Card
DF	Defender	FC	Fouls Committed
GA	Goals Against	GF	Goals For
Min.	Minutes Played	No.	Shirt Number
Pos.	Position	R	Direct Red Card
Y	Single Yellow Card	AS	Assists
		FS	Fouls Suffered
		GK	Goalkeeper
		PK	Penalty Kicks for (Converted/Attempts)
		SG/S	Shots on Goal/Shots
		AVAR	Assistant VAR
		FW	Forward
		MF	Midfielder
		VAR	Video Assistant Referee



Match Report

公式記録 / Compte rendu du match

REVISED
24 JUL 17:42

Match 4

ZAM vs NED

3:10 (1:6)

Match Officials:

Referee: FORTUNATO Laura (ARG) **Assistant Referee 1:** de ALMEIDA Mariana (ARG) **VAR:** VIGLIANO Mauro (ARG)
4th Official: STAUBLI Esther (SUI) **Assistant Referee 2:** BLANCO Mary (COL) **AVAR:** GALLO Nicolas (COL)
Match Commissioner: HIRAI Tetsu (JPN)
General Coordinator: JANSSENS Priscilla (BRA)

ZAM - Zambia

[16] GK NALI Hazel
[3] DF MWEEMBA Lushomo
[4] DF SIAMFUKE Esther 66'
[5] DF MULENGA Anita ▼ 72'
[6] MF WILOMBE Mary
[8] DF BELEMU Margaret ▼ 87'
[9] FW MUBANGA Hellen ▼ 73'
[10] MF CHANDA Grace ⚽ 82'
[11] FW BANDA Babra (C) ⚽ 19' ⚽ 82' ⚽ 83'
[12] FW CHITUNDU Avell
[14] MF LUNGU Ireen ⚽ 19'

Substitutes:

[1] GK MUSONDA Catherine
[2] DF KHOSA Fikile
[7] FW LUBANDJI Ochumba △ 73'
[15] MF MUSASE Agness △ 72'
[19] MF KATONGO Evarine
[20] DF MUKWASA Esther △ 87'
[21] MF CHANDA Hellen

Head Coach MWAPE Bruce (ZAM)

Additional Time:

First half: 4 min., second half: 4 min.

NED - Netherlands

[1] GK van VEENENDAAL Sari (C)
[3] DF van der GRAGT Stefanie ▼ 60'
[4] DF NOUWEN Aniek ▼ 85'
[5] DF van DONGEN Merel
[6] MF ROORD Jill ⚽ 38' ⚽ 44' ⚽ 64'
[7] FW van de SANDEN Shanice ⚽ 44' ▼ 72'
[9] FW MIEDEMA Vivianne ⚽ 9' ⚽ 15' ⚽ 29' ⚽ 59' ▼ 60'
[10] MF van de DONK Danielle ⚽ 15' ⚽ 29' ⚽ 59' ▼ 72'
[11] FW MARTENS Lieke ⚽ 14' ⚽ 38'
[14] MF GROENEN Jackie
[17] DF JANSSEN Dominique

Substitutes:

[2] DF WILMS Lynn △ 60'
[12] DF FOLKERTSMA Sisca
[13] MF PELOVA Victoria △ 72' ⚽ 80'
[15] DF van ES Kika △ 85' 90'
[16] GK KOP Lize
[18] FW BEERENSTEYN Lineth △ 60' ⚽ 64' ⚽ 75'
[19] FW JANSEN Renate △ 72' ⚽ 80'

Head Coach WIEGMAN Sarina (NED)

ZAM - Zambia		NED - Netherlands	
	9'	0:1	⚽ MIEDEMA [9] - 1st Tournament Goal 1st half
	14'	0:2	⚽ MARTENS [11] - 1st Tournament Goal
	15'	0:3	⚽ MIEDEMA [9] - 2nd Tournament Goal ⚽ van de DONK [10] - 1st Tournament Assist
BANDA [11] - 1st Tournament Goal LUNGU [14] - 1st Tournament Assist	19'	1:3	
	29'	1:4	⚽ MIEDEMA [9] - 3rd Tournament Goal ⚽ van de DONK [10] - 2nd Tournament Assist
	38'	1:5	⚽ MARTENS [11] - 2nd Tournament Goal ⚽ ROORD [6] - 1st Tournament Assist
	44'	1:6	⚽ van de SANDEN [7] - 1st Tournament Goal ⚽ ROORD [6] - 2nd Tournament Assist
	59'	1:7	⚽ MIEDEMA [9] - 4th Tournament Goal 2nd half ⚽ van de DONK [10] - 3rd Tournament Assist
	60'		⚫ In WILMS [2], out van der GRAGT [3]
	60'		⚫ In BEERENSTEYN [18], out MIEDEMA [9]
	64'	1:8	⚽ ROORD [6] - 1st Tournament Goal ⚽ BEERENSTEYN [18] - 1st Tournament Assist
SIAMFUKE [4] - 1st Tournament Yellow Card <input type="checkbox"/>	66'		
	72'		⚫ In JANSEN [19], out van de SANDEN [7]
In MUSASE [15], out MULENGA [5]	72'		
In LUBANDJI [7], out MUBANGA [9]	73'		
	72'		⚫ In PELOVA [13], out van de DONK [10]
	75'	1:9	⚽ BEERENSTEYN [18] - 1st Tournament Goal
BANDA [11] - 2nd Tournament Goal CHANDA [10] - 1st Tournament Assist	82'	1:10	⚽ PELOVA [13] - 1st Tournament Goal ⚽ JANSEN [19] - 1st Tournament Assist
BANDA [11] - 3rd Tournament Goal	83'		
	85'		⚫ In van ES [15], out NOUWEN [4]
In MUKWASA [20], out BELEMU [8]	87'		
	90'		<input type="checkbox"/> van ES [15] - 1st Tournament Yellow Card

Match events: ⚽ Goal scored ⚫ Own goal ⚫ Penalty scored — Penalty missed ⚽ Assist Yellow card 2Y Red card ⚫ Substitution



Match Report

公式記録 / Compte rendu du match

REVISED
24 JUL 17:42

Match 4

ZAM vs NED

3:10 (1:6)

ZAM - Zambia

10
4
9
1
4
0
3
0
1
0
0
29%
18

STATISTICS

Shots
Shots on Goal
Fouls
Corner Kicks
Free Kicks
Penalty Kicks
Offsides
Own Goals
Single Yellow Cards
Indirect Red Cards
Direct Red Cards
Ball Possession
Actual Playing Time

NED - Netherlands

23
13
5
8
5
0
3
0
1
0
0
71%
45

ZAM - Zambia													
No.	Name	Pos.	Min.	GF	GA	AS	SG/S	PK	Fouls		Y	Red Cards	
									FC	FS		2Y	R
16	NALI	GK	90		10								
3	MWEEMBA	DF	90						1				
4	SIAMFUKE	DF	90						1		1		
5	MULENGA	DF	72						1				
6	WILOMBE	MF	90						1				
8	BELEMU	DF	87						2				
9	MUBANGA	FW	72						1	1			
10	CHANDA	MF	90			1	0/2						
11	BANDA (C)	FW	90	3			3/5			2			
12	CHITUNDU	FW	90				1/2		1				
14	LUNGU	MF	90			1	0/1		1	2			
Substitutes:													
7	LUBANDJI	FW	18										
15	MUSASE	MF	18										
20	MUKWASA	DF	3										
Totals				3	10	2	4/10		9	5	1		

NED - Netherlands													
No.	Name	Pos.	Min.	GF	GA	AS	SG/S	PK	Fouls		Y	Red Cards	
									FC	FS		2Y	R
1	van VEENENDAAL (C)	GK	90		3								
3	van der GRAGT	DF	60						2				
4	NOUWEN	DF	85				0/1						
5	van DONGEN	DF	90										
6	ROORD	MF	90	1		2	2/4			1			
7	van de SANDEN	FW	72	1			1/1						
9	MIEDEMA	FW	60	4			5/6			1			
10	van de DONK	MF	72			3	0/1			2			
11	MARTENS	FW	90	2			3/4			2			
14	GROENEN	MF	90										
17	JANSSEN	DF	90						2				
Substitutes:													
2	WILMS	DF	30				0/1						
13	PELOVA	MF	18	1			1/1			1			
15	van ES	DF	5						1		1		
18	BEERENSTEYN	FW	30	1		1	1/4						
19	JANSEN	FW	18			1							
Totals				10	3	7	13/23		5	7	1		

Legend:

(C)	Captain	2Y	Indirect Red Card	AS	Assists	AVAR	Assistant VAR
DF	Defender	FC	Fouls Committed	FS	Fouls Suffered	FW	Forward
GA	Goals Against	GF	Goals For	GK	Goalkeeper	MF	Midfielder
Min.	Minutes Played	No.	Shirt Number	PK	Penalty Kicks for (Converted/Attempts)	VAR	Video Assistant Referee
Pos.	Position	R	Direct Red Card	SG/S	Shots on Goal/Shots		
Y	Single Yellow Card						

REVISED

Some match actions have been revised by FIFA TSG.



Match Report

公式記録 / Compte rendu du match

REVISED
26 JUL 0:27

Match 9

CHN vs ZAM

4:4 (3:2)

Match Officials:

Referee: BORJAS Melissa (HON) **Assistant Referee 1:** PERELLO Shirley (HON) **VAR:** BTGEN Abdulkadir (TUR)
4th Official: VENEGAS Lucila (MEX) **Assistant Referee 2:** BOUDREAU Chantal (CAN) **AVAR:** GALLO Nicolas (COL)
Match Commissioner: HIRAI Tetsu (JPN)
General Coordinator: JANSSENS Priscilla (BRA)

CHN - China

[12] GK PENG Shimeng
[2] DF LI Mengwen
[4] MF LI Qingtong ■ 86'
[6] MF ZHANG Xin ⚽ 6' ▼ 65'
[7] MF WANG Shuang ⚽ 6' ⚽ 22' ⚽ 23' ⚽ 83'
[9] MF MIAO Siwen ▼ 65'
[11] FW WANG Shanshan (C) ⚽ 22' ⚽ 23'
[13] MF YANG Lina
[15] FW YANG Man ▼ 34'
[16] DF WANG Xiaoxue
[17] DF LUO Guiping

Substitutes:

[1] GK ZHU Yu
[3] DF LIN Yuping
[8] MF WANG Yan
[10] MF WANG Yanwen
[14] MF LIU Jing △ 65'
[18] FW WURIGUMULA △ 34'
[20] FW XIAO Yuyi △ 65'

Head Coach JIA Xiuquan (CHN)

Additional Time:

First half: 2 min., second half: 5 min.

ZAM - Zambia

[16] GK NALI Hazel
[3] DF MWEEMBA Lushomo □ 83'
[4] DF SIAMFUKE Esther ⚽ 15' ▼ 62'
[6] MF WILOMBE Mary ▼ 38'
[7] FW LUBANDJI Ochumba ▼ 77'
[10] MF CHANDA Grace
[11] FW BANDA Babra (C) ⚽ 43' ⚽ 46' ⚽ 69'
[12] FW CHITUNDU Avell
[14] MF LUNGU Ireen
[15] MF MUSASE Agness
[17] MF KUNDANANJI Racheal ⚽ 15' ⚽ 46'

Substitutes:

[1] GK MUSONDA Catherine
[5] DF MULENGA Anita
[8] DF BELEMU Margaret △ 62'
[9] FW MUBANGA Hellen △ 77'
[13] DF TEMBO Martha △ 38'
[19] MF KATONGO Evarine
[20] DF MUKWASA Esther

Head Coach MWAPE Bruce (ZAM)

CHN - China	ZAM - Zambia
WANG [7] - 1st Tournament Goal ⚽ 1:0 6'	
ZHANG [6] - 1st Tournament Assist ⚽	
	15' 1:1 ⚽ KUNDANANJI [17] - 1st Tournament Goal ⚽ SIAMFUKE [4] - 2nd Tournament Assist
WANG [7] - 2nd Tournament Goal ⚽ 2:1 22'	
WANG [11] - 1st Tournament Assist ⚽	
WANG [7] - 3rd Tournament Goal ⚽ 3:1 23'	
WANG [11] - 2nd Tournament Assist ⚽	
In WURIGUMULA [18], out YANG [15] ▼	
	34' 38' ▼ In TEMBO [13], out WILOMBE [6]
	43' 3:2 ⚽ BANDA [11] - 4th Tournament Goal
	46' 3:3 ⚽ BANDA [11] - 5th Tournament Goal ⚽ KUNDANANJI [17] - 1st Tournament Assist
	62' ▼ In BELEMU [8], out SIAMFUKE [4]
In LIU [14], out MIAO [9] ▼	
In XIAO [20], out ZHANG [6] ▼	
	65' 69' 3:4 ⚽ BANDA [11] - 6th Tournament Goal
	77' ▼ In MUBANGA [9], out LUBANDJI [7]
	83' □ MWEEMBA [3] - 1st Tournament Yellow Card
WANG [7] - 4th Tournament Goal ⚽ 4:4 83'	
LI [4] - 1th Tournament Red Card ■ 86'	

Match events: ⚽ Goal scored ⚽ Own goal ⚽ Penalty scored — Penalty missed ⚽ Assist □ Yellow card □ 2Y ■ Red card ▼ Substitution



Match Report

公式記録 / Compte rendu du match

REVISED
26 JUL 0:27

Match 9

CHN vs ZAM

4:4 (3:2)

CHN - China	STATISTICS	ZAM - Zambia
12	Shots	15
6	Shots on Goal	6
12	Fouls	5
6	Corner Kicks	5
3	Free Kicks	3
1	Penalty Kicks	1
6	Offsides	3
0	Own Goals	0
0	Single Yellow Cards	1
0	Indirect Red Cards	0
1	Direct Red Cards	0
55%	Ball Possession	45%
31	Actual Playing Time	25

CHN - China													
No.	Name	Pos.	Min.	GF	GA	AS	SG/S	PK	Fouls		Y	Red Cards	
									FC	FS		2Y	R
12	PENG	GK	90		4								
2	LI	DF	90							1			
4	LI	MF	86						1				1
6	ZHANG	MF	65			1	0/2		1	1			
7	WANG	MF	90	4			5/6	1/1	2				
9	MIAO	MF	65										
11	WANG (C)	FW	90			2	0/1		2	1			
13	YANG	MF	90						1				
15	YANG	FW	34										
16	WANG	DF	90				1/2		1				
17	LUO	DF	90						2				
Substitutes:													
14	LIU	MF	25						1				
18	WURIGUMULA	FW	56						1	1			
20	XIAO	FW	25				0/1						
Totals				4	4	3	6/12	1/1	12	4		1	

ZAM - Zambia													
No.	Name	Pos.	Min.	GF	GA	AS	SG/S	PK	Fouls		Y	Red Cards	
									FC	FS		2Y	R
16	NALI	GK	90		4								
3	MWEEMBA	DF	90						1	2	1		
4	SIAMFUKO	DF	62			1							
6	WILOMBE	MF	38				0/1						
7	LUBANDJI	FW	77							1			
10	CHANDA	MF	90				0/2			1			
11	BANDA (C)	FW	90	3			3/6	1/1	1	2			
12	CHITUNDU	FW	90				2/2			2			
14	LUNGU	MF	90				0/2			1			
15	MUSASE	MF	90						3				
17	KUNDANANJI	MF	90	1		1	1/2			2			
Substitutes:													
8	BELEMU	DF	28										
9	MUBANGA	FW	13										
13	TEMBO	DF	52										
Totals				4	4	2	6/15	1/1	5	11	1		

Legend:			
(C)	Captain	2Y	Indirect Red Card
DF	Defender	FC	Fouls Committed
GA	Goals Against	GF	Goals For
Min.	Minutes Played	No.	Shirt Number
Pos.	Position	R	Direct Red Card
Y	Single Yellow Card	AS	Assists
		FS	Fouls Suffered
		GK	Goalkeeper
		PK	Penalty Kicks for (Converted/Attempts)
		SG/S	Shots on Goal/Shots
		AVAR	Assistant VAR
		FW	Forward
		MF	Midfielder
		VAR	Video Assistant Referee

REVISED

Match actions have been corrected.



Match Report

公式記録 / Compte rendu du match

Match 10

NED vs BRA

3:3 (1:1)

Match Officials:

Referee: JACEWICZ Kate (AUS) **Assistant Referee 1:** KIM Kyoung Min (KOR) **VAR:** MIRANDA Erick (MEX)
4th Official: YAMASHITA Yoshimi (JPN) **Assistant Referee 2:** LEE Seul Gi (KOR) **AVAR:** RACZKOWSKI Pawel (POL)
Match Commissioner: HIRAI Tetsu (JPN)
General Coordinator: JANSSENS Priscilla (BRA)

NED - Netherlands







[1] GK van VEENENDAAL Sari (C)
 [2] DF WILMS Lynn  3'
 [3] DF van der GRAGT Stefanie  64'
 [4] DF NOUWEN Aniek
 [6] MF ROORD Jill  73'
 [7] FW van de SANDEN Shanice  67'
 [9] FW MIEDEMA Vivianne  3'  59'  89'
 [10] MF van de DONK Danielle  59'
 [11] FW MARTENS Lieke
 [14] MF GROENEN Jackie
 [17] DF JANSSEN Dominique  79'

Substitutes:







[5] DF van DONGEN Merel
 [12] DF FOLKERTSMA Sisca
 [13] MF PELOVA Victoria  89'
 [15] DF van ES Kika
 [16] GK KOP Lize
 [18] FW BEERENSTEYN Lineth  67'
 [19] FW JANSEN Renate

Head Coach WIEGMAN Sarina (NED)

BRA - Brazil

[1] GK BARBARA
 [3] DF ERIKA
 [4] DF RAFAELLE
 [6] DF TAMIRES
 [7] MF DUDA  HT
 [8] MF FORMIGA  HT
 [9] FW DEBINHA  17'
 [10] MF MARTA (C)  64'  75'
 [13] DF BENITES Bruna
 [16] FW BEATRIZ  HT
 [17] MF ANDRESSINHA


















Substitutes:

[2] DF POLIANA
 [11] MF ANGELINA  HT
 [12] FW LUDMILA  HT  68'  78'
 [14] DF JUCINARA
 [15] MF GEYSE  75'
 [18] GK LETICIA
 [21] MF ANDRESSA  HT

Head Coach SUNDHAGE Pia Mariane (SWE)

Additional Time:

First half: 5 min., second half: 4 min.

NED - Netherlands		BRA - Brazil	
MIEDEMA [9] - 5th Tournament Goal 	1:0	3'	1st half
WILMS [2] - 1st Tournament Assist 			
		17'	1:1  DEBINHA [9] - 2nd Tournament Goal
		HT	 In ANDRESSA [21], out DUDA [7]
		HT	 In LUDMILA [12], out BEATRIZ [16]
		HT	 In ANGELINA [11], out FORMIGA [8]
MIEDEMA [9] - 6th Tournament Goal 	2:1	59'	2nd half
van de DONK [10] - 4th Tournament Assist 			
van der GRAGT [3] - 1st Tournament Yellow Card 		64'	
		64'	2:2  MARTA [10] - 3rd Tournament Goal
		67'	 In BEERENSTEYN [18], out van de SANDEN [7]
		68'	2:3  LUDMILA [12] - 1st Tournament Goal
ROORD [6] - 1st Tournament Yellow Card 		73'	
		75'	 In GEYSE [15], out MARTA [10]
		78'	 LUDMILA [12] - 1st Tournament Yellow Card
JANSSEN [17] - 1st Tournament Goal 	3:3	79'	
In PELOVA [13], out MIEDEMA [9] 		89'	

Match events:  Goal scored  Own goal  Penalty scored  Penalty missed  Assist  Yellow card  2Y  Red card  Substitution



Match Report

公式記録 / Compte rendu du match

Match 10

NED vs BRA

3:3 (1:1)

NED - Netherlands

5
4
11
3
1
0
1
0
2
0
0
0
45%
28

STATISTICS

Shots
Shots on Goal
Fouls
Corner Kicks
Free Kicks
Penalty Kicks
Offsides
Own Goals
Single Yellow Cards
Indirect Red Cards
Direct Red Cards
Ball Possession
Actual Playing Time

BRA - Brazil

9
4
10
9
3
1
2
0
1
0
0
55%
34

NED - Netherlands													
No.	Name	Pos.	Min.	GF	GA	AS	SG/S	PK	Fouls		Y	Red Cards	
									FC	FS		2Y	R
1	van VEENENDAAL (C)	GK	90		3								
2	WILMS	DF	90			1			1				
3	van der GRAGT	DF	90						3	1	1		
4	NOUWEN	DF	90						1				
6	ROORD	MF	90				1/1		3	1	1		
7	van de SANDEN	FW	67										
9	MIEDEMA	FW	89	2			2/2						
10	van de DONK	MF	90			1			1	1			
11	MARTENS	FW	90				0/1						
14	GROENEN	MF	90						1	3			
17	JANSSEN	DF	90	1			1/1		1	3			
Substitutes:													
13	PELOVA	MF	1										
18	BEERENSTEYN	FW	23							1			
Totals				3	3	2	4/5		11	10	2		

BRA - Brazil													
No.	Name	Pos.	Min.	GF	GA	AS	SG/S	PK	Fouls		Y	Red Cards	
									FC	FS		2Y	R
1	BARBARA	GK	90		3								
3	ERIKA	DF	90										
4	RAFAELLE	DF	90				0/1			1			
6	TAMIRES	DF	90				0/1		1	1			
7	DUDA	MF	45							1			
8	FORMIGA	MF	45						1				
9	DEBINHA	FW	90	1			1/4		2				
10	MARTA (C)	MF	75	1			1/1	1/1		1			
13	BENITES	DF	90						1				
16	BEATRIZ	FW	45						1	2			
17	ANDRESSINHA	MF	90							1			
Substitutes:													
11	ANGELINA	MF	45										
12	LUDMILA	FW	45	1			1/1		2	2	1		
15	GEYSE	MF	15				1/1		1				
21	ANDRESSA	MF	45						1	2			
Totals				3	3		4/9	1/1	10	11	1		

Legend:							
(C)	Captain	2Y	Indirect Red Card	AS	Assists	AVAR	Assistant VAR
DF	Defender	FC	Fouls Committed	FS	Fouls Suffered	FW	Forward
GA	Goals Against	GF	Goals For	GK	Goalkeeper	HT	Half-time
MF	Midfielder	Min.	Minutes Played	No.	Shirt Number		
PK	Penalty Kicks for (Converted/Attempts)	Pos.	Position	Pos.	Position	R	Direct Red Card
SG/S	Shots on Goal/Shots	VAR	Video Assistant Referee	Y	Single Yellow Card		



Match Report

公式記録 / Compte rendu du match

Match 15

NED vs CHN

8:2 (3:1)

Match Officials:

Referee: MUKANSANGA Salima (RWA) **Assistant Referee 1:** KWIMBIRA Bernadettar (MAW) **VAR:** MILLOT Benoit (FRA)
4th Official: RIVET Maria (MRI) **Assistant Referee 2:** NJOROGÉ Mary (KEN) **AVAR:** JURISEVIC Edvin (USA)
Match Commissioner: SAARINEN Outi (FIN)
General Coordinator: MONTERROSA Mario (GUA)

NED - Netherlands

[1] GK van VEENENDAAL Sari (C)
[2] DF WILMS Lynn ▼ HT
[4] DF NOUWEN Aniek ▼ 73'
[5] DF van DONGEN Merel
[6] MF ROORD Jill ▼ HT
[7] FW van de SANDEN Shanice ⚽ 12' ⚽ 45'+2 ▼ HT
[10] MF van de DONK Danielle ▼ 62'
[11] FW MARTENS Lieke ⚽ 47' ⚽ 65' ⚽ 70'
[14] MF GROENEN Jackie ⚽ 12'
[17] DF JANSSEN Dominique ⚽ 37'
[18] FW BEERENSTEYN Lineth ⚽ 37' ⚽ 45'+2

Substitutes:

[9] FW MIEDEMA Vivianne △ 62' ⚽ 65' ⚽ 70' ⚽ 76'
[13] MF PELOVA Victoria △ HT ⚽ 72'
[15] DF van ES Kika △ HT ⚽ 47'
[16] GK KOP Lize
[19] FW JANSEN Renate △ HT ⚽ 76'
[20] MF KAAGMAN Inessa
[21] DF DEKKER Anouk △ 73'

Head Coach WIEGMAN Sarina (NED)

CHN - China

[12] GK PENG Shimeng
[2] DF LI Mengwen
[3] DF LIN Yuping □ 30'
[6] MF ZHANG Xin
[7] MF WANG Shuang ⚽ 28'
[8] MF WANG Yan □ 44' ▼ 59'
[11] FW WANG Shanshan (C) ⚽ 28'
[13] MF YANG Lina
[16] DF WANG Xiaoxue
[17] DF LUO Guiping ▼ 27'
[20] FW XIAO Yuyi ▼ 59'

Substitutes:

[9] MF MIAO Siwen
[10] MF WANG Yanwen △ 59' ⚽ 69'
[14] MF LIU Jing △ 59' ⚽ 69'
[15] FW YANG Man
[18] FW WURIGUMULA
[19] MF WANG Ying △ 27' □ 82'
[22] GK DING Xuan

Head Coach JIA Xiuquan (CHN)

Additional Time:

First half: 4 min., second half: 3 min.

NED - Netherlands		CHN - China	
van de SANDEN [7] - 2nd Tournament Goal	⚽ 1:0	12'	
GROENEN [14] - 1st Tournament Assist	⚽		
		27'	◆ In WANG [19], out LUO [17]
		28'	1:1 ⚽ WANG [11] - 1st Tournament Goal
			⚽ WANG [7] - 1st Tournament Assist
		30'	□ LIN [3] - 1st Tournament Yellow Card
BEERENSTEYN [18] - 2nd Tournament Goal	⚽ 2:1	37'	
JANSSEN [17] - 1st Tournament Assist	⚽		
		44'	□ WANG [8] - 1st Tournament Yellow Card
BEERENSTEYN [18] - 3rd Tournament Goal	⚽ 3:1	45'+2	
van de SANDEN [7] - 1st Tournament Assist	⚽		
		HT	◆ In van ES [15], out WILMS [2]
		HT	◆ In PELOVA [13], out ROORD [6]
		HT	◆ In JANSEN [19], out van de SANDEN [7]
MARTENS [11] - 3rd Tournament Goal	⚽ 4:1	47'	
van ES [15] - 1st Tournament Assist	⚽		
		59'	◆ In LIU [14], out WANG [8]
		59'	◆ In WANG [10], out XIAO [20]
		62'	
MIEDEMA [9] - 7th Tournament Goal	⚽ 5:1	65'	
MARTENS [11] - 1st Tournament Assist	⚽		
		69'	5:2 ⚽ WANG [10] - 1st Tournament Goal
			⚽ LIU [14] - 1st Tournament Assist
MARTENS [11] - 4th Tournament Goal	⚽ 6:2	70'	
MIEDEMA [9] - 1st Tournament Assist	⚽		
PELOVA [13] - 2nd Tournament Goal	⚽ 7:2	72'	
		73'	◆ In DEKKER [21], out NOUWEN [4]
MIEDEMA [9] - 8th Tournament Goal	⚽ 8:2	76'	
JANSEN [19] - 2nd Tournament Assist	⚽		
		82'	□ WANG [19] - 1st Tournament Yellow Card

Match events: ⚽ Goal scored ⚽ Own goal 🟡 Penalty scored — Penalty missed ⚽ Assist □ Yellow card 🟡 2Y 🟠 Red card ◆ Substitution



Match Report

公式記録 / Compte rendu du match

Match 15

NED vs CHN

8:2 (3:1)

NED - Netherlands	STATISTICS	CHN - China
20	Shots	7
13	Shots on Goal	2
8	Fouls	13
11	Corner Kicks	4
13	Free Kicks	9
0	Penalty Kicks	0
1	Offsides	0
0	Own Goals	0
0	Single Yellow Cards	3
0	Indirect Red Cards	0
0	Direct Red Cards	0
60%	Ball Possession	40%
40	Actual Playing Time	26

NED - Netherlands

No.	Name	Pos.	Min.	GF	GA	AS	SG/S	PK	Fouls		Y	Red Cards	
									FC	FS		2Y	R
1	van VEENENDAAL (C)	GK	90		2					1			
2	WILMS	DF	45						1				
4	NOUWEN	DF	73						1				
5	van DONGEN	DF	90				1/1		1				
6	ROORD	MF	45										
7	van de SANDEN	FW	45	1		1	1/1						
10	van de DONK	MF	62						1	1			
11	MARTENS	FW	90	2		1	3/5		1	2			
14	GROENEN	MF	90			1							
17	JANSSEN	DF	90			1	0/2		1				
18	BEERENSTEYN	FW	90	2			4/4			7			
Substitutes:													
9	MIEDEMA	FW	28	2		1	2/3		1	1			
13	PELOVA	MF	45	1			2/3		1	1			
15	van ES	DF	45			1							
19	JANSEN	FW	45			1	0/1						
21	DEKKER	DF	17										
Totals				8	2	7	13/20		8	13			

CHN - China

No.	Name	Pos.	Min.	GF	GA	AS	SG/S	PK	Fouls		Y	Red Cards	
									FC	FS		2Y	R
12	PENG	GK	90		8								
2	LI	DF	90						1				
3	LIN	DF	90						1		1		
6	ZHANG	MF	90				0/1		1				
7	WANG	MF	90			1	0/3		1	2			
8	WANG	MF	59						1		1		
11	WANG (C)	FW	90	1			1/1		1	3			
13	YANG	MF	90							1			
16	WANG	DF	90						2	1			
17	LUO	DF	27							1			
20	XIAO	FW	59				0/1						
Substitutes:													
10	WANG	MF	31	1			1/1						
14	LIU	MF	31			1							
19	WANG	MF	63						5		1		
Totals				2	8	2	2/7		13	8	3		

Legend:

(C) Captain	2Y Indirect Red Card	AS Assists	AVAR Assistant VAR
DF Defender	FC Fouls Committed	FS Fouls Suffered	FW Forward
GA Goals Against	GF Goals For	GK Goalkeeper	HT Half-time
MF Midfielder	Min. Minutes Played	No. Shirt Number	R Direct Red Card
PK Penalty Kicks for (Converted/Attempts)	VAR Video Assistant Referee	Pos. Position	
SG/S Shots on Goal/Shots		Y Single Yellow Card	



Match Report

公式記録 / Compte rendu du match

Match 16

BRA vs ZAM

1:0 (1:0)

Match Officials:

Referee: YAMASHITA Yoshimi (JPN) **Assistant Referee 1:** BOZONO Makoto (JPN) **VAR:** MARTINS Tiago (POR)
4th Official: FRAPPART Stephanie (FRA) **Assistant Referee 2:** TESHIOGI Naomi (JPN) **AVAR:** BTGEN Abdulkadir (TUR)
Match Commissioner: SHAHRIYARI Paria (IRI)
General Coordinator: SHIN Man Gil (KOR)

BRA - Brazil

[1] GK BARBARA
 [2] DF POLIANA ▼ 65'
 [4] DF RAFAELLE
 [8] MF FORMIGA ▼ HT
 [10] MF MARTA (C) ▼ HT
 [11] MF ANGELINA □ 78'
 [12] FW LUDMILA ▼ 65'
 [14] DF JUCINARA
 [16] FW BEATRIZ ▼ 28'
 [19] DF SANTOS Leticia
 [21] MF ANDRESSA ⚽ 19' ▼ 81'

Substitutes:

[5] MF JULIA △ HT
 [7] MF DUDA △ HT
 [9] FW DEBINHA △ 81'
 [13] DF BENITES Bruna △ 65'
 [15] MF GEYSE △ 65'
 [20] FW GIOVANA △ 28'
 [22] GK ALINE

Head Coach SUNDHAGE Pia Mariane (SWE)

Additional Time:

First half: 15 min., second half: 6 min.

ZAM - Zambia

[16] GK NALI Hazel ▼ 18'
 [3] DF MWEEMBA Lushomo ■ 13'
 [7] FW LUBANDJI Ochumba
 [8] DF BELEMU Margaret
 [10] MF CHANDA Grace
 [11] FW BANDA Babra (C)
 [12] FW CHITUNDU Avell ▼ 18'
 [13] DF TEMBO Martha
 [14] MF LUNGU Ireen
 [15] MF MUSASE Agness
 [17] MF KUNDANANJI Racheal ▼ 90'+3'

Substitutes:

[5] DF MULENGA Anita
 [6] MF WILOMBE Mary
 [9] FW MUBANGA Hellen
 [18] DF PHIRI Vast △ 18' □ 45'+8
 [19] MF KATONGO Evarine △ 90'+3'
 [20] DF MUKWASA Esther
 [22] GK MUSOLE Ngambo △ 18'

Head Coach MWAPE Bruce (ZAM)

BRA - Brazil	ZAM - Zambia
	13' ■ MWEEMBA [3] - 1st Tournament Red Card 1st half
	18' ▼ In MUSOLE [22], out NALI [16]
	18' ▼ In PHIRI [18], out CHITUNDU [12]
ANDRESSA [21] - 3rd Tournament Goal ⚽ 1:0	19'
In GIOVANA [20], out BEATRIZ [16] ▼	28'
	45'+8 □ PHIRI [18] - 2nd Tournament Yellow Card
In DUDA [7], out MARTA [10] ▼	HT
In JULIA [5], out FORMIGA [8] ▼	HT
In BENITES [13], out POLIANA [2] ▼	65' 2nd half
In GEYSE [15], out LUDMILA [12] ▼	65'
ANGELINA [11] - 2nd Tournament Yellow Card □	78'
In DEBINHA [9], out ANDRESSA [21] ▼	81'
	90'+3 ▼ In KATONGO [19], out KUNDANANJI [17]

Match events: ⚽ Goal scored ⚽ Own goal ⚽ Penalty scored — Penalty missed ⚽ Assist □ Yellow card □ 2Y ■ Red card ▼ Substitution



Match Report

公式記録 / Compte rendu du match

Match 16

BRA vs ZAM

1:0 (1:0)

BRA - Brazil	STATISTICS	ZAM - Zambia
14	Shots	6
6	Shots on Goal	1
7	Fouls	15
2	Corner Kicks	1
16	Free Kicks	7
0	Penalty Kicks	0
0	Offsides	1
0	Own Goals	0
1	Single Yellow Cards	1
0	Indirect Red Cards	0
0	Direct Red Cards	1
68%	Ball Possession	32%
38	Actual Playing Time	17

BRA - Brazil

No.	Name	Pos.	Min.	GF	GA	AS	SG/S	PK	Fouls		Y	Red Cards	
									FC	FS		2Y	R
1	BARBARA	GK	90										
2	POLIANA	DF	65							1			
4	RAFAELLE	DF	90				1/2		1				
8	FORMIGA	MF	45						1	1			
10	MARTA (C)	MF	45										
11	ANGELINA	MF	90						1	2	1		
12	LUDMILA	FW	65				1/1			2			
14	JUCINARA	DF	90						1				
16	BEATRIZ	FW	28				1/1		1	2			
19	SANTOS	DF	90						1	2			
21	ANDRESSA	MF	81	1			1/3		1				
Substitutes:													
5	JULIA	MF	45				0/1						
7	DUDA	MF	45							3			
9	DEBINHA	FW	9				0/2			1			
13	BENITES	DF	25										
15	GEYSE	MF	25				1/2						
20	GIOVANA	FW	62				1/2						
Totals				1			6/14		7	14	1		

ZAM - Zambia

No.	Name	Pos.	Min.	GF	GA	AS	SG/S	PK	Fouls		Y	Red Cards	
									FC	FS		2Y	R
16	NALI	GK	18							1			
3	MWEEEMBA	DF	13						1				1
7	LUBANDJI	FW	90						2				
8	BELEMU	DF	90										
10	CHANDA	MF	90				0/3		2				
11	BANDA (C)	FW	90				0/1		3	1			
12	CHITUNDU	FW	18										
13	TEMBO	DF	90						2	2			
14	LUNGU	MF	90						3				
15	MUSASE	MF	90							1			
17	KUNDANANJI	MF	89				1/2		1	1			
Substitutes:													
18	PHIRI	DF	72						1		1		
19	KATONGO	MF	1										
22	MUSOLE	GK	72		1								
Totals					1		1/6		15	6	1		1

Legend:

(C)	Captain	2Y	Indirect Red Card	AS	Assists	AVAR	Assistant VAR
DF	Defender	FC	Fouls Committed	FS	Fouls Suffered	FW	Forward
GA	Goals Against	GF	Goals For	GK	Goalkeeper	HT	Half-time
MF	Midfielder	Min.	Minutes Played	No.	Shirt Number		
PK	Penalty Kicks for (Converted/Attempts)	Pos.	Position	Pos.	Position	R	Direct Red Card
SG/S	Shots on Goal/Shots	VAR	Video Assistant Referee	Y	Single Yellow Card		



Match Report

公式記録 / Compte rendu du match

Match 5

SWE vs USA

3:0 (1:0)

Match Officials:

Referee: YAMASHITA Yoshimi (JPN) **Assistant Referee 1:** TESHIROGI Naomi (JPN) **VAR:** RACZKOWSKI Pawel (POL)
4th Official: PUSTOVOITOVA Anastasia (RUS) **Assistant Referee 2:** BOZONO Makoto (JPN) **AVAR:** FU Ming (CHN)
Match Commissioner: SHAHRIYARI Paria (IRI)
General Coordinator: SHIN Man Gil (KOR)

SWE - Sweden

[1] GK LINDAHL Hedvig
 [2] DF ANDERSSON Jonna ▼ 88'
 [4] DF GLAS Hanna ⚽ 72'
 [9] MF ASLLANI Kosovare
 [10] FW JAKOBSSON Sofia ⚽ 25' ▼ 75'
 [11] FW BLACKSTENIUS Stina ⚽ 25' ⚽ 54' ▼ 63'
 [13] DF ILESTEDT Amanda
 [14] DF BJORN Nathalie
 [16] MF ANGELDAL Filippa ▼ 75'
 [17] MF SEGER Caroline (C)
 [18] FW ROLFO Fridolina ▼ 63'

Substitutes:

[3] DF KULLBERG Emma
 [5] MF BENNISON Hanna △ 75'
 [7] FW JANOGY Madelen △ 75'
 [8] MF HURTIG Lina △ 63' ⚽ 72'
 [12] GK FALK Jennifer
 [15] FW SCHOUGH Olivia △ 63'
 [20] MF RODDAR Julia △ 88'

Head Coach GERHARDSSON Peter (SWE)

Additional Time:

First half: 2 min., second half: 4 min.

USA - United States

[1] GK NAEHER Alyssa
 [2] DF DUNN Crystal ▼ 80'
 [3] MF MEWIS Samantha ▼ HT
 [4] DF SAUERBRUNN Becky (C)
 [5] DF O'HARA Kelley
 [7] FW HEATH Tobin ▼ 64'
 [9] MF HORAN Lindsey
 [11] FW PRESS Christen
 [13] FW MORGAN Alex ▼ HT
 [16] MF LAVELLE Rose ▼ 80'
 [17] DF DAHLKEMPER Abby

Substitutes:

[6] MF MEWIS Kristie △ 80'
 [8] MF ERTZ Julie △ HT
 [10] FW LLOYD Carli △ HT
 [12] DF DAVIDSON Tierna △ 80'
 [14] DF SONNETT Emily
 [15] FW RAPINOE Megan △ 64'
 [18] GK FRANCH Adriana

Head Coach ANDONOVSKI Vlatko (USA)

SWE - Sweden		USA - United States	
BLACKSTENIUS [11] - 1st Tournament Goal	⚽ 1:0 25'		
JAKOBSSON [10] - 1st Tournament Assist	⚽		
	HT	⬇ In S. MEWIS [3], out ERTZ [8]	1st half
	HT	⬇ In MORGAN [13], out LLOYD [10]	1st half
BLACKSTENIUS [11] - 2nd Tournament Goal	⚽ 2:0 54'		2nd half
In BLACKSTENIUS [11], out HURTIG [8]	⬇ 63'		
In ROLFO [18], out SCHOUGH [15]	⬇ 63'		
	64'	⬇ In HEATH [7], out RAPINOE [15]	
HURTIG [8] - 1st Tournament Goal	⚽ 3:0 72'		
GLAS [4] - 1st Tournament Assist	⚽		
In JAKOBSSON [10], out JANOGY [7]	⬇ 75'		
In ANGELDAL [16], out BENNISON [5]	⬇ 75'		
	80'	⬇ In LAVELLE [16], out K. MEWIS [6]	
	80'	⬇ In DUNN [2], out DAVIDSON [12]	
In ANDERSSON [2], out RODDAR [20]	⬇ 88'		

Match events: ⚽ Goal scored ⚽ Own goal ⚽ Penalty scored — Penalty missed ⚽ Assist □ Yellow card □ 2Y ■ Red card ⬇ Substitution



Match Report

公式記録 / Compte rendu du match

Match 5

SWE vs USA

3:0 (1:0)

SWE - Sweden	STATISTICS	USA - United States
16	Shots	13
9	Shots on Goal	6
10	Fouls	9
9	Corner Kicks	3
14	Free Kicks	12
0	Penalty Kicks	0
2	Offsides	4
0	Own Goals	0
0	Single Yellow Cards	0
0	Indirect Red Cards	0
0	Direct Red Cards	0
52%	Ball Possession	48%
35	Actual Playing Time	33

SWE - Sweden

No.	Name	Pos.	Min.	GF	GA	AS	SG/S	PK	Fouls		Y	Red Cards	
									FC	FS		2Y	R
1	LINDAHL	GK	90										
2	ANDERSSON	DF	88				1/2		1				
4	GLAS	DF	90			1			1	1			
9	ASLLANI	MF	90				1/2		2	2			
10	JAKOBSSON	FW	75			1	1/1		1				
11	BLACKSTENIUS	FW	63	2			3/5		2	1			
13	ILESTEDT	DF	90				0/1			1			
14	BJORN	DF	90						2	1			
16	ANGELDAL	MF	75				0/1						
17	SEGER (C)	MF	90							2			
18	ROLFO	FW	63				2/3						
Substitutes:													
5	BENNISON	MF	15										
7	JANOBY	FW	15										
8	HURTIG	MF	27	1			1/1		1	1			
15	SCHOUGH	FW	27										
20	RODDAR	MF	2										
Totals				3		2	9/16		10	9			

USA - United States

No.	Name	Pos.	Min.	GF	GA	AS	SG/S	PK	Fouls		Y	Red Cards	
									FC	FS		2Y	R
1	NAEHER	GK	90		3								
2	DUNN	DF	80				1/1						
3	S. MEWIS	MF	45										
4	SAUERBRUNN (C)	DF	90										
5	O'HARA	DF	90										
7	HEATH	FW	64				1/2		1	1			
9	HORAN	MF	90				1/1		2	3			
11	PRESS	FW	90				1/3		1	1			
13	MORGAN	FW	45				0/1			1			
16	LAVELLE	MF	80				0/1		1				
17	DAHLKEMPER	DF	90						1				
Substitutes:													
6	K. MEWIS	MF	10										
8	ERTZ	MF	45						2	1			
10	LLOYD	FW	45				1/3		1	2			
12	DAVIDSON	DF	10										
15	RAPINOE	FW	26				1/1			1			
Totals					3		6/13		9	10			

Legend:

(C)	Captain	2Y	Indirect Red Card	AS	Assists	AVAR	Assistant VAR
DF	Defender	FC	Fouls Committed	FS	Fouls Suffered	FW	Forward
GA	Goals Against	GF	Goals For	GK	Goalkeeper	HT	Half-time
MF	Midfielder	Min.	Minutes Played	No.	Shirt Number		
PK	Penalty Kicks for (Converted/Attempts)	Pos.	Position	Pos.	Position	R	Direct Red Card
SG/S	Shots on Goal/Shots	VAR	Video Assistant Referee	Y	Single Yellow Card		



Match Report

公式記録 / Compte rendu du match

Match 6

AUS vs NZL

2:1 (2:0)

Match Officials:

Referee: VENEGAS Lucila (MEX)

4th Official: BORJAS Melissa (HON)

Match Commissioner: SHAHRIYARI Paria (IRI)

General Coordinator: SHIN Man Gil (KOR)

Assistant Referee 1: CHAVEZ Mayte (MEX)

Assistant Referee 2: CAUDILLO Enequina (MEX)

VAR: CUNHA Andres (URU)

AVAR: MIRANDA Erick (MEX)

AUS - Australia

[1] GK WILLIAMS Lydia
[2] FW KERR Sam (C) ⚽ 20' ⚽ 33'
[4] DF POLKINGHORNE Clare
[5] MF LUIK Aivi
[7] DF CATLEY Steph ⚽ 33'
[9] FW FOORD Caitlin ▼ 90'+1'
[10] MF van EGMOND Emily
[12] DF CARPENTER Ellie
[13] MF YALLOP Tameka ⚽ 20' ▼ 75'
[16] FW RASO Hayley ▼ 83'
[17] FW SIMON Kyah ▼ 75'

Substitutes:

[3] MF COONEY-CROSS Kyra △ 75'
[6] MF LOGARZO Chloe
[11] FW FOWLER Mary △ 75'
[14] DF KENNEDY Alanna △ 83'
[15] FW GIELNIK Emily △ 90'+1'
[18] GK MICAH Teagan
[21] DF BROCK Laura

Head Coach GUSTAVSSON Tony (SWE)

Additional Time:

First half: 0 min., second half: 3 min.

NZL - New Zealand

[1] GK NAYLER Erin
[2] MF PERCIVAL Ria ⚽ 90'+1
[3] DF GREEN Anna ▼ 69'
[4] DF BOTT CJ □ 72' ▼ 89'
[5] DF MOORE Meikayla
[7] DF RILEY Ali (C)
[8] DF ERCEG Abby
[11] FW CHANCE Olivia ▼ 68'
[12] MF HASSETT Betsy
[14] MF BOWEN Katie □ 81'
[17] FW WILKINSON Hannah

Substitutes:

[6] DF BUNGE Claudia
[9] FW RENNIE Gabi △ 89' ⚽ 90'+1
[10] MF LONGO Annalie
[13] FW SATCHELL Paige △ 69'
[15] MF CLEVERLEY Daisy △ 68'
[18] GK LEAT Anna
[20] DF van der MEER Marisa

Head Coach SERMANNI Tom (AUS)

AUS - Australia		NZL - New Zealand	
YALLOP [13] - 1st Tournament Goal	⚽ 1:0	20'	1st half
KERR [2] - 1st Tournament Assist	⚽		
KERR [2] - 1st Tournament Goal	⚽ 2:0	33'	
CATLEY [7] - 1st Tournament Assist	⚽		
	68'	◆ In CLEVERLEY [15], out CHANCE [11]	2nd half
	69'	◆ In SATCHELL [13], out GREEN [3]	
	72'	□ BOTT [4] - 1st Tournament Yellow Card	
In COONEY-CROSS [3], out YALLOP [13]	◆	75'	
In FOWLER [11], out SIMON [17]	◆	75'	
	81'	□ BOWEN [14] - 1st Tournament Yellow Card	
In KENNEDY [14], out RASO [16]	◆	83'	
	89'	◆ In RENNIE [9], out BOTT [4]	
In GIELNIK [15], out FOORD [9]	◆	90'+1	
	90'+1	2:1 ⚽ RENNIE [9] - 1st Tournament Goal	
		⚽ PERCIVAL [2] - 1st Tournament Assist	

Match events: ⚽ Goal scored ⚽ Own goal 🟡 Penalty scored — Penalty missed ⚽ Assist □ Yellow card □ 2Y ■ Red card ◆ Substitution



Match Report

公式記録 / Compte rendu du match

Match 6

AUS vs NZL

2:1 (2:0)

AUS - Australia	STATISTICS	NZL - New Zealand
16	Shots	5
8	Shots on Goal	3
9	Fouls	15
10	Corner Kicks	1
15	Free Kicks	11
0	Penalty Kicks	0
3	Offsides	0
0	Own Goals	0
0	Single Yellow Cards	2
0	Indirect Red Cards	0
0	Direct Red Cards	0
60%	Ball Possession	40%
38	Actual Playing Time	25

AUS - Australia

No.	Name	Pos.	Min.	GF	GA	AS	SG/S	PK	Fouls		Y	Red Cards	
									FC	FS		2Y	R
1	WILLIAMS	GK	90		1								
2	KERR (C)	FW	90	1		1	2/5			1			
4	POLKINGHORNE	DF	90				0/1		1	1			
5	LUIK	MF	90						1	4			
7	CATLEY	DF	90			1	0/1			3			
9	FOORD	FW	89				2/2		2	1			
10	van EGMOND	MF	90				0/1		1	1			
12	CARPENTER	DF	90							1			
13	YALLOP	MF	75	1			1/1		1	1			
16	RASO	FW	83				0/1		2	1			
17	SIMON	FW	75				3/3		1	1			
Totals				2	1	2	8/16		9	15			

Substitutes:

3	COONEY-CROSS	MF	15										
11	FOWLER	FW	15				0/1						
14	KENNEDY	DF	7										
15	GIELNIK	FW	1										

NZL - New Zealand

No.	Name	Pos.	Min.	GF	GA	AS	SG/S	PK	Fouls		Y	Red Cards	
									FC	FS		2Y	R
1	NAYLER	GK	90		2				1				
2	PERCIVAL	MF	90			1	0/1		3	3			
3	GREEN	DF	69						1	1			
4	BOTT	DF	89				1/1		2	3	1		
5	MOORE	DF	90										
7	RILEY (C)	DF	90							1			
8	ERCEG	DF	90				0/1						
11	CHANCE	FW	68										
12	HASSETT	MF	90						3				
14	BOWEN	MF	90				1/1		2		1		
17	WILKINSON	FW	90						3				
Totals				1	2	1	3/5		15	8	2		

Substitutes:

9	RENNIE	FW	1	1			1/1						
13	SATCHELL	FW	21										
15	CLEVERLEY	MF	22										

Legend:

(C)	Captain	2Y	Indirect Red Card	AS	Assists	AVAR	Assistant VAR
DF	Defender	FC	Fouls Committed	FS	Fouls Suffered	FW	Forward
GA	Goals Against	GF	Goals For	GK	Goalkeeper	MF	Midfielder
Min.	Minutes Played	No.	Shirt Number	PK	Penalty Kicks for (Converted/Attempts)		
Pos.	Position	R	Direct Red Card	SG/S	Shots on Goal/Shots	VAR	Video Assistant Referee
Y	Single Yellow Card						



Match Report

公式記録 / Compte rendu du match

REVISED
27 JUL 22:42

Match 11

SWE vs AUS

4:2 (1:1)

Match Officials:

Referee: ALVES Edina (BRA) **Assistant Referee 1:** BACK Neuza (BRA) **VAR:** MARTINS Tiago (POR)
4th Official: MUKANSANGA Salima (RWA) **Assistant Referee 2:** AMBOYA Monica (ECU) **AVAR:** ASHOUR Mahmoud (EGY)
Match Commissioner: SHAHRIYARI Paria (IRI)
General Coordinator: SHIN Man Gil (KOR)

SWE - Sweden

[1] GK LINDAHL Hedvig
[2] DF ANDERSSON Jonna
[4] DF GLAS Hanna ▼ HT
[6] DF ERIKSSON Magdalena
[8] MF HURTIG Lina ⚽ 52' ▼ 59'
[9] MF ASLLANI Kosovare
[10] FW JAKOBSSON Sofia ⚽ 20' ▼ 79'
[13] DF ILESTEDT Amanda
[16] MF ANGELDAL Filippa ⚽ 63' ▼ 79'
[17] MF SEGER Caroline (C)
[18] FW ROLFO Fridolina ⚽ 20' ⚽ 63' ▼ 86'

Substitutes:

[3] DF KULLBERG Emma
[5] MF BENNISON Hanna △ 79'
[7] FW JANOGY Madelen △ 86'
[11] FW BLACKSTENIUS Stina △ 59' ⚽ 82'
[12] GK FALK Jennifer
[14] DF BJORN Nathalie △ HT
[15] FW SCHOUGH Olivia △ 79'

Head Coach GERHARDSSON Peter (SWE)

Additional Time:

First half: 2 min., second half: 6 min.

AUS - Australia

[18] GK MICAH Teagan
[2] FW KERR Sam (C) ⚽ 36' ⚽ 48' — 69'
[4] DF POLKINGHORNE Clare
[5] MF LUIK Aivi ▼ 64'
[7] DF CATLEY Steph
[9] FW FOORD Caitlin ⚽ 48'
[10] MF van EGMOND Emily
[12] DF CARPENTER Ellie
[13] MF YALLOP Tameka ▼ 64'
[16] FW RASO Hayley ▼ 80'
[17] FW SIMON Kyah ⚽ 36' ▼ 86'

Substitutes:

[1] GK WILLIAMS Lydia
[3] MF COONEY-CROSS Kyra △ 64'
[6] MF LOGARZO Chloe
[11] FW FOWLER Mary △ 80'
[14] DF KENNEDY Alanna △ 64'
[15] FW GIELNIK Emily △ 86'
[21] DF BROCK Laura

Head Coach GUSTAVSSON Tony (SWE)

SWE - Sweden		AUS - Australia	
ROLFO [18] - 1st Tournament Goal ⚽	1:0	20'	1st half
JAKOBSSON [10] - 3rd Tournament Assist ⚽		36'	1:1
		48'	⚽ KERR [2] - 2nd Tournament Goal ⚽ SIMON [17] - 1st Tournament Assist
In BJORN [14], out GLAS [4] ▼		HT	
		48'	1:2
		48'	⚽ KERR [2] - 3rd Tournament Goal ⚽ FOORD [9] - 1st Tournament Assist
HURTIG [8] - 2nd Tournament Goal ⚽	2:2	52'	
In BLACKSTENIUS [11], out HURTIG [8] ▼		59'	
ROLFO [18] - 2nd Tournament Goal ⚽	3:2	63'	
ANGELDAL [16] - 1st Tournament Assist ⚽		64'	▼ In KENNEDY [14], out LUIK [5]
		64'	▼ In COONEY-CROSS [3], out YALLOP [13]
		69'	— KERR [2]
In BENNISON [5], out ANGELDAL [16] ▼		79'	
In SCHOUGH [15], out JAKOBSSON [10] ▼		79'	
		80'	▼ In FOWLER [11], out RASO [16]
BLACKSTENIUS [11] - 3rd Tournament Goal ⚽	4:2	82'	
		86'	▼ In GIELNIK [15], out SIMON [17]
In JANOGY [7], out ROLFO [18] ▼		86'	

Match events: ⚽ Goal scored ⚽ Own goal ⚽ Penalty scored — Penalty missed ⚽ Assist □ Yellow card □ 2Y ■ Red card ▼ Substitution



Match Report

公式記録 / Compte rendu du match

REVISED
27 JUL 22:42

Match 11

SWE vs AUS

4:2 (1:1)

SWE - Sweden	STATISTICS	AUS - Australia
10	Shots	5
4	Shots on Goal	3
4	Fouls	1
4	Corner Kicks	5
6	Free Kicks	2
0	Penalty Kicks	1
3	Offsides	3
0	Own Goals	0
0	Single Yellow Cards	0
0	Indirect Red Cards	0
0	Direct Red Cards	0
51%	Ball Possession	49%
35	Actual Playing Time	34

SWE - Sweden

No.	Name	Pos.	Min.	GF	GA	AS	SG/S	PK	Fouls		Y	Red Cards	
									FC	FS		2Y	R
1	LINDAHL	GK	90		2								
2	ANDERSSON	DF	90										
4	GLAS	DF	45										
6	ERIKSSON	DF	90										
8	HURTIG	MF	59	1			1/1						
9	ASLLANI	MF	90			1	0/1		2				
10	JAKOBSSON	FW	79			2	0/2		1				
13	ILESTEDT	DF	90						1				
16	ANGELDAL	MF	79			1	0/1						
17	SEGER (C)	MF	90				0/1						
18	ROLFO	FW	86	2			2/3						
Totals				4	2	4	4/10		4				

Substitutes:

5	BENNISON	MF	11										
7	JANOBY	FW	4										
11	BLACKSTENIUS	FW	31	1			1/1						
14	BJORN	DF	45										
15	SCHOUGH	FW	11										

AUS - Australia

No.	Name	Pos.	Min.	GF	GA	AS	SG/S	PK	Fouls		Y	Red Cards	
									FC	FS		2Y	R
18	MICAH	GK	90		4					1			
2	KERR (C)	FW	90	2			3/3	0/1					
4	POLKINGHORNE	DF	90							1			
5	LUIK	MF	64							1			
7	CATLEY	DF	90							1			
9	FOORD	FW	90			1							
10	van EGMOND	MF	90				0/1						
12	CARPENTER	DF	90										
13	YALLOP	MF	64										
16	RASO	FW	80										
17	SIMON	FW	86			1							
Totals				2	4	2	3/5	0/1	1	4			

Substitutes:

3	COONEY-CROSS	MF	26										
11	FOWLER	FW	10				0/1						
14	KENNEDY	DF	26										
15	GIELNIK	FW	4						1				



Match Report

公式記録 / Compte rendu du match

REVISED
27 JUL 22:42

Match 11

Legend:							
(C)	Captain	2Y	Indirect Red Card	AS	Assists	AVAR	Assistant VAR
DF	Defender	FC	Fouls Committed	FS	Fouls Suffered	FW	Forward
GA	Goals Against	GF	Goals For	GK	Goalkeeper	HT	Half-time
MF	Midfielder	Min.	Minutes Played	No.	Shirt Number	R	Direct Red Card
PK	Penalty Kicks for (Converted/Attempts)	VAR	Video Assistant Referee	Pos.	Position		
SG/S	Shots on Goal/Shots			Y	Single Yellow Card		

REVISED

Match actions has been corrected.



Match Report

公式記録 / Compte rendu du match

Match 12

NZL vs USA

1:6 (0:2)

Match Officials:

Referee: FRAPPART Stephanie (FRA) **Assistant Referee 1:** NICOLOSI Manuela (FRA) **VAR:** GUIDA Marco (ITA)
4th Official: FORTUNATO Laura (ARG) **Assistant Referee 2:** O'NEILL Michelle (IRL) **AVAR:** ZOURAK Adil (MAR)
Match Commissioner: SHAHRIYARI Paria (IRI)
General Coordinator: SHIN Man Gil (KOR)

NZL - New Zealand

[18] GK LEAT Anna
 [2] MF PERCIVAL Ria
 [4] DF BOTT CJ ⚽ 90'+3
 [5] DF MOORE Meikayla
 [7] DF RILEY Ali (C)
 [8] DF ERCEG Abby ⚽ 63'
 [11] FW CHANCE Olivia ▼ 65'
 [12] MF HASSETT Betsy ⚽ 72' ▼ 87'
 [14] MF BOWEN Katie
 [15] MF CLEVERLEY Daisy ▼ 80'
 [17] FW WILKINSON Hannah ⚽ 72'

Substitutes:

[1] GK NAYLER Erin
 [3] DF GREEN Anna
 [6] DF BUNGE Claudia
 [9] FW RENNIE Gabi △ 80'
 [10] MF LONGO Annalie △ 87'
 [13] FW SATCHELL Paige △ 65'
 [16] MF ROLSTON Emma

Head Coach SERMANNI Tom (AUS)

Additional Time:

First half: 1 min., second half: 4 min.

USA - United States

[1] GK NAEHER Alyssa
 [2] DF DUNN Crystal ▼ 84'
 [7] FW HEATH Tobin ⚽ 9'
 [8] MF ERTZ Julie ⚽ 45' ⚽ 80'
 [9] MF HORAN Lindsey ⚽ 45' ▼ 84'
 [10] FW LLOYD Carli ▼ 74'
 [12] DF DAVIDSON Tierna
 [14] DF SONNETT Emily
 [15] FW RAPINOE Megan (C) ▼ 68'
 [16] MF LAVELLE Rose ⚽ 9' ▼ 67'
 [17] DF DAHLKEMPER Abby

Substitutes:

[3] MF MEWIS Samantha △ 67'
 [4] DF SAUERBRUNN Becky
 [11] FW PRESS Christen △ 68' ⚽ 80' ⚽ 87'
 [13] FW MORGAN Alex △ 74' ⚽ 87'
 [19] MF MACARIO Catarina △ 84'
 [20] DF KRUEGER Casey △ 84'
 [22] GK CAMPBELL Jane

Head Coach ANDONOVSKI Vlatko (USA)

NZL - New Zealand		USA - United States		
	9'	0:1	⚽ LAVELLE [16] - 1st Tournament Goal ⚽ HEATH [7] - 1st Tournament Assist	1st half
	45'	0:2	⚽ HORAN [9] - 1st Tournament Goal ⚽ ERTZ [8] - 1st Tournament Assist	
	63'	0:3	⚽ ERCEG [8]	2nd half
	65'		◀ In SATCHELL [13], out CHANCE [11]	
	67'		◀ In S. MEWIS [3], out LAVELLE [16]	
	68'		◀ In PRESS [11], out RAPINOE [15]	
	72'	1:3	⚽ HASSETT [12] - 1st Tournament Goal ⚽ WILKINSON [17] - 1st Tournament Assist	
	74'		◀ In MORGAN [13], out LLOYD [10]	
	80'		◀ In RENNIE [9], out CLEVERLEY [15]	
	80'	1:4	⚽ PRESS [11] - 1st Tournament Goal ⚽ ERTZ [8] - 2nd Tournament Assist	
	84'		◀ In MACARIO [19], out HORAN [9]	
	84'		◀ In KRUEGER [20], out DUNN [2]	
	87'		◀ In LONGO [10], out HASSETT [12]	
	87'	1:5	⚽ MORGAN [13] - 1st Tournament Goal ⚽ PRESS [11] - 1st Tournament Assist	
	90'+3	1:6	⚽ BOTT [4]	

Match events: ⚽ Goal scored ⚽ Own goal ⚽ Penalty scored — Penalty missed ⚽ Assist □ Yellow card □ 2Y ■ Red card ◀ Substitution



Match Report

公式記録 / Compte rendu du match

Match 12

NZL vs USA

1:6 (0:2)

NZL - New Zealand

5
3
2
1
10
0
2
2
0
0
0
0
43%
27

STATISTICS

Shots
Shots on Goal
Fouls
Corner Kicks
Free Kicks
Penalty Kicks
Offsides
Own Goals
Single Yellow Cards
Indirect Red Cards
Direct Red Cards
Ball Possession
Actual Playing Time

USA - United States

9
4
7
5
3
0
6
0
0
0
0
57%
37

NZL - New Zealand

No.	Name	Pos.	Min.	GF	GA	AS	SG/S	PK	Fouls		Y	Red Cards	
									FC	FS		2Y	R
18	LEAT	GK	90		6								
2	PERCIVAL	MF	90							3			
4	BOTT	DF	90						1	1			
5	MOORE	DF	90							1			
7	RILEY (C)	DF	90										
8	ERCEG	DF	90										
11	CHANCE	FW	65										
12	HASSETT	MF	87	1			1/1						
14	BOWEN	MF	90				1/1						
15	CLEVERLEY	MF	80										
17	WILKINSON	FW	90			1	1/3		1				
Substitutes:													
9	RENNIE	FW	10										
10	LONGO	MF	3										
13	SATCHELL	FW	25										
Totals				1	6	1	3/5		2	5			

USA - United States

No.	Name	Pos.	Min.	GF	GA	AS	SG/S	PK	Fouls		Y	Red Cards	
									FC	FS		2Y	R
1	NAEHER	GK	90		1								
2	DUNN	DF	84						1				
7	HEATH	FW	90			1							
8	ERTZ	MF	90			2							
9	HORAN	MF	84	1			1/1			1			
10	LLOYD	FW	74				0/1		5				
12	DAVIDSON	DF	90							1			
14	SONNETT	DF	90										
15	RAPINOE (C)	FW	68				0/1						
16	LAVELLE	MF	67	1			1/3						
17	DAHLKEMPER	DF	90										
Substitutes:													
3	S. MEWIS	MF	23						1				
11	PRESS	FW	22	1		1	1/2						
13	MORGAN	FW	16	1			1/1						
19	MACARIO	MF	6										
20	KRUEGER	DF	6										
Own goals				2									
Totals				6	1	4	4/9		7	2			

Legend:			
(C)	Captain	2Y	Indirect Red Card
DF	Defender	FC	Fouls Committed
GA	Goals Against	GF	Goals For
Min.	Minutes Played	No.	Shirt Number
Pos.	Position	R	Direct Red Card
Y	Single Yellow Card	AS	Assists
		FS	Fouls Suffered
		GK	Goalkeeper
		PK	Penalty Kicks for (Converted/Attempts)
		SG/S	Shots on Goal/Shots
		AVAR	Assistant VAR
		FW	Forward
		MF	Midfielder
		VAR	Video Assistant Referee



Match Report

公式記録 / Compte rendu du match

Match 17

NZL vs SWE

0:2 (0:2)

Match Officials:

Referee: FORTUNATO Laura (ARG) **Assistant Referee 1:** de ALMEIDA Mariana (ARG) **VAR:** VIGLIANO Mauro (ARG)
4th Official: VENEGAS Lucila (MEX) **Assistant Referee 2:** BOUDREAU Chantal (CAN) **AVAR:** CUADRA Guillermo (ESP)
Match Commissioner: HIRAI Tetsu (JPN)
General Coordinator: JANSSENS Priscilla (BRA)

NZL - New Zealand

[1] GK NAYLER Erin
 [2] MF PERCIVAL Ria 67'
 [4] DF BOTT CJ
 [5] DF MOORE Meikayla
 [7] DF RILEY Ali (C)
 [8] DF ERCEG Abby
 [12] MF HASSETT Betsy
 [14] MF BOWEN Katie
 [15] MF CLEVERLEY Daisy ▼ 88'
 [16] MF ROLSTON Emma ▼ 60'
 [17] FW WILKINSON Hannah ▼ 85'

Substitutes:

[3] DF GREEN Anna
 [6] DF BUNGE Claudia △ 88'
 [9] FW RENNIE Gabi △ 85'
 [10] MF LONGO Annalie
 [11] FW CHANCE Olivia
 [13] FW SATCHELL Paige △ 60'
 [18] GK LEAT Anna

Head Coach SERMANNI Tom (AUS)

Additional Time:

First half: 1 min., second half: 3 min.

SWE - Sweden

[12] GK FALK Jennifer
 [2] DF ANDERSSON Jonna ▼ HT
 [3] DF KULLBERG Emma
 [5] MF BENNISON Hanna ⚽ 30'
 [6] DF ERIKSSON Magdalena (C) ▼ HT
 [7] FW JANOGY Madelen ⚽ 30'
 [15] FW SCHOUGH Olivia ⚽ 17' ▼ 64'
 [16] MF ANGELDAL Filippa ▼ 72'
 [19] FW ANVEGARD Anna ⚽ 17' ▼ 85'
 [20] MF RODDAR Julia
 [21] FW BLOMQVIST Rebecka

Substitutes:

[8] MF HURTIG Lina △ 64'
 [9] MF ASLLANI Kosovare △ 85'
 [10] FW JAKOBSSON Sofia
 [13] DF ILESTEDT Amanda △ HT
 [14] DF BJORN Nathalie △ HT
 [17] MF SEGER Caroline △ 72'
 [22] GK MUSOVIC Zecira

Head Coach GERHARDSSON Peter (SWE)

NZL - New Zealand		SWE - Sweden	
	17'	0:1	⚽ ANVEGARD [19] - 1st Tournament Goal 1st half
			⚽ SCHOUGH [15] - 1st Tournament Assist
	30'	0:2	⚽ JANOGY [7] - 1st Tournament Goal
			⚽ BENNISON [5] - 1st Tournament Assist
	HT		↕ In BJORN [14], out ANDERSSON [2]
	HT		↕ In ILESTEDT [13], out ERIKSSON [6]
	In SATCHELL [13], out ROLSTON [16] ↕	60'	2nd half
		64'	↕ In HURTIG [8], out SCHOUGH [15]
	PERCIVAL [2] - 1st Tournament Yellow Card <input type="checkbox"/>	67'	
		72'	↕ In SEGER [17], out ANGELDAL [16]
	In RENNIE [9], out WILKINSON [17] ↕	85'	
		85'	↕ In ASLLANI [9], out ANVEGARD [19]
	In BUNGE [6], out CLEVERLEY [15] ↕	88'	

Match events: ⚽ Goal scored ⚽ Own goal ⚽ Penalty scored — Penalty missed ⚽ Assist Yellow card 2Y Red card ↕ Substitution



Match Report

公式記録 / Compte rendu du match

Match 17

NZL vs SWE

0:2 (0:2)

NZL - New Zealand	STATISTICS	SWE - Sweden
6	Shots	13
4	Shots on Goal	5
6	Fouls	6
3	Corner Kicks	7
2	Free Kicks	1
0	Penalty Kicks	0
1	Offsides	1
0	Own Goals	0
1	Single Yellow Cards	0
0	Indirect Red Cards	0
0	Direct Red Cards	0
43%	Ball Possession	57%
29	Actual Playing Time	38

NZL - New Zealand

No.	Name	Pos.	Min.	GF	GA	AS	SG/S	PK	Fouls		Y	Red Cards	
									FC	FS		2Y	R
1	NAYLER	GK	90		2								
2	PERCIVAL	MF	90						2	1	1		
4	BOTT	DF	90				1/1						
5	MOORE	DF	90										
7	RILEY (C)	DF	90						1	1			
8	ERCEG	DF	90							1			
12	HASSETT	MF	90				0/1		2	2			
14	BOWEN	MF	90				1/1						
15	CLEVERLEY	MF	87										
16	ROLSTON	MF	60				1/2		1				
17	WILKINSON	FW	85				1/1			1			
Substitutes:													
6	BUNGE	DF	3										
9	RENNIE	FW	5										
13	SATCHELL	FW	30										
Totals					2		4/6		6	6	1		

SWE - Sweden

No.	Name	Pos.	Min.	GF	GA	AS	SG/S	PK	Fouls		Y	Red Cards	
									FC	FS		2Y	R
12	FALK	GK	90										
2	ANDERSSON	DF	45						1				
3	KULLBERG	DF	90				0/1						
5	BENNISON	MF	90			1				2			
6	ERIKSSON (C)	DF	45				0/1						
7	JANOBY	FW	90	1			1/1		1	3			
15	SCHOUGH	FW	64			1	2/5						
16	ANGELDAL	MF	72										
19	ANVEGARD	FW	85	1			2/3		1				
20	RODDAR	MF	90						1	1			
21	BLOMQVIST	FW	90										
Substitutes:													
8	HURTIG	MF	26				0/1						
9	ASLLANI	MF	5										
13	ILESTEDT	DF	45				0/1		1				
14	BJORN	DF	45										
17	SEGER	MF	18						1				
Totals					2		2	5/13		6	6		

Legend:

(C)	Captain	2Y	Indirect Red Card	AS	Assists	AVAR	Assistant VAR
DF	Defender	FC	Fouls Committed	FS	Fouls Suffered	FW	Forward
GA	Goals Against	GF	Goals For	GK	Goalkeeper	HT	Half-time
MF	Midfielder	Min.	Minutes Played	No.	Shirt Number		
PK	Penalty Kicks for (Converted/Attempts)			Pos.	Position	R	Direct Red Card
SG/S	Shots on Goal/Shots	VAR	Video Assistant Referee	Y	Single Yellow Card		



Match Report

公式記録 / Compte rendu du match

Match 18

USA vs AUS

0:0

Match Officials:

Referee: PUSTOVOITOVA Anastasia (RUS) **Assistant Referee 1:** KUROCHKINA Ekaterina (RUS) **VAR:** ZOURAK Adil (MAR)
4th Official: STAUBLI Esther (SUI) **Assistant Referee 2:** RODAK Sanja (CRO) **AVAR:** STEINHAUS-WEBB Bibiana (GER)
Match Commissioner: HUANG Jerry (CHN)
General Coordinator: DUEHMERT Katharina (GER)

USA - United States

[1] GK NAEHER Alyssa
[2] DF DUNN Crystal
[3] MF MEWIS Samantha ▼ 65'
[4] DF SAUERBRUNN Becky (C)
[5] DF O'HARA Kelley
[8] MF ERTZ Julie
[11] FW PRESS Christen ▼ 74'
[12] DF DAVIDSON Tierna
[13] FW MORGAN Alex ▼ 74'
[15] FW RAPINOE Megan □ 38' ▼ 65'
[16] MF LAVELLE Rose □ 72' ▼ 87'

Substitutes:

[6] MF MEWIS Kristie △ 87'
[7] FW HEATH Tobin △ 65'
[9] MF HORAN Lindsey △ 65'
[10] FW LLOYD Carli △ 74'
[18] GK FRANCH Adrianna
[20] DF KRUEGER Casey
[21] FW WILLIAMS Lynn △ 74'

Head Coach ANDONOVSKI Vlatko (USA)

Additional Time:

First half: 1 min., second half: 4 min.

AUS - Australia

[18] GK MICAH Teagan
[2] FW KERR Sam (C)
[4] DF POLKINGHORNE Clare
[6] MF LOGARZO Chloe ▼ 61'
[7] DF CATLEY Steph
[10] MF van EGMOND Emily
[11] FW FOWLER Mary
[12] DF CARPENTER Ellie
[13] MF YALLOP Tameka
[14] DF KENNEDY Alanna
[17] FW SIMON Kyah ▼ 84'

Substitutes:

[1] GK WILLIAMS Lydia
[3] MF COONEY-CROSS Kyra △ 61' □ 69'
[5] MF LUIK Aivi
[15] FW GIELNIK Emily △ 84'
[19] DF NEVIN Courtney
[20] DF GRANT Charlotte
[21] DF BROCK Laura

Head Coach GUSTAVSSON Tony (SWE)

USA - United States		AUS - Australia	
RAPINOE [15] - 1st Tournament Yellow Card □	38'		
	61'	◆ In COONEY-CROSS [3], out LOGARZO [6]	1st half
In HORAN [9], out S. MEWIS [3] ◆	65'		2nd half
In HEATH [7], out RAPINOE [15] ◆	65'		
	69'	□ COONEY-CROSS [3] - 1st Tournament Yellow Card	
LAVELLE [16] - 1st Tournament Yellow Card □	72'		
In LLOYD [10], out MORGAN [13] ◆	74'		
In WILLIAMS [21], out PRESS [11] ◆	74'		
	84'	◆ In GIELNIK [15], out SIMON [17]	
In K. MEWIS [6], out LAVELLE [16] ◆	87'		

Match events: 🏆 Goal scored 🟡 Own goal 🟡 Penalty scored — Penalty missed 🟡 Assist □ Yellow card 🟡 2Y 🟡 Red card ◆ Substitution



Match Report

公式記録 / Compte rendu du match

Match 18

USA vs AUS

0:0

USA - United States	STATISTICS	AUS - Australia
7	Shots	8
4	Shots on Goal	2
8	Fouls	6
3	Corner Kicks	5
6	Free Kicks	17
0	Penalty Kicks	0
6	Offsides	1
0	Own Goals	0
2	Single Yellow Cards	1
0	Indirect Red Cards	0
0	Direct Red Cards	0
39%	Ball Possession	61%
27	Actual Playing Time	43

USA - United States

No.	Name	Pos.	Min.	GF	GA	AS	SG/S	PK	Fouls		Y	Red Cards	
									FC	FS		2Y	R
1	NAEHER	GK	90										
2	DUNN	DF	90										
3	S. MEWIS	MF	65						1	2			
4	SAUERBRUNN (C)	DF	90										
5	O'HARA	DF	90										
8	ERTZ	MF	90						1	2			
11	PRESS	FW	74				2/3		1				
12	DAVIDSON	DF	90										
13	MORGAN	FW	74				1/1						
15	RAPINOE	FW	65						2		1		
16	LAVELLE	MF	87				1/1		2	1	1		
Substitutes:													
6	K. MEWIS	MF	3										
7	HEATH	FW	25										
9	HORAN	MF	25				0/2						
10	LLOYD	FW	16						1				
21	WILLIAMS	FW	16										
Totals							4/7		8	5	2		

AUS - Australia

No.	Name	Pos.	Min.	GF	GA	AS	SG/S	PK	Fouls		Y	Red Cards	
									FC	FS		2Y	R
18	MICAH	GK	90							1			
2	KERR (C)	FW	90				0/2		1				
4	POLKINGHORNE	DF	90							1			
6	LOGARZO	MF	61							3			
7	CATLEY	DF	90							1			
10	van EGMOND	MF	90						2				
11	FOWLER	FW	90				0/2						
12	CARPENTER	DF	90						1	2			
13	YALLOP	MF	90				1/3						
14	KENNEDY	DF	90				1/1						
17	SIMON	FW	84										
Substitutes:													
3	COONEY-CROSS	MF	29						2		1		
15	GIELNIK	FW	6										
Totals							2/8		6	8	1		

Legend:			
(C)	Captain	2Y	Indirect Red Card
DF	Defender	FC	Fouls Committed
GA	Goals Against	GF	Goals For
Min.	Minutes Played	No.	Shirt Number
Pos.	Position	R	Direct Red Card
Y	Single Yellow Card	AS	Assists
		FS	Fouls Suffered
		GK	Goalkeeper
		PK	Penalty Kicks for (Converted/Attempts)
		SG/S	Shots on Goal/Shots
		AVAR	Assistant VAR
		FW	Forward
		MF	Midfielder
		VAR	Video Assistant Referee



Match Report

公式記録 / Compte rendu du match

Match 19

GBR vs AUS

3:4 AET (2:2, 0:1)

Match Officials:

Referee: MUKANSANGA Salima (RWA) **Assistant Referee 1:** KWIMBIRA Bernadettar (MAW) **VAR:** MILLOT Benoit (FRA)
4th Official: ALVES Edina (BRA) **Assistant Referee 2:** NJOROGÉ Mary (KEN) **AVAR:** FU Ming (CHN)
Match Commissioner: HUANG Jerry (CHN)
General Coordinator: DUEHMERT Katharina (GER)

GBR - Great Britain

[1] GK ROEBUCK Ellie
[2] DF BRONZE Lucy □ 44' ▼ 112'
[3] DF STOKES Demi ▼ 58'
[4] MF WALSH Keira ▼ 96'
[5] DF HOUGHTON Steph (C)
[8] MF LITTLE Kim ▼ 80'
[9] FW WHITE Ellen ⚽ 57' ⚽ 66' ⚽ 115'
[11] MF WEIR Caroline — 101'
[12] DF DALY Rachel ▼ 58'
[15] FW HEMP Lauren ⚽ 57' ▼ 96'
[16] DF WILLIAMSON Leah

Substitutes:

[6] MF INGLE Sophie △ 96'
[7] FW PARRIS Nikita △ 96'
[10] FW KIRBY Fran △ 58' ⚽ 115'
[13] GK TELFORD Carly
[14] DF BRIGHT Millie △ 58'
[17] MF STANWAY Georgia △ 112' □ 120'+1
[18] MF SCOTT Jill △ 80'

Head Coach RIISE Hege (NOR)

AUS - Australia

[18] GK MICAH Teagan
[2] FW KERR Sam (C) □ 26' ⚽ 89' ⚽ 106'
[5] MF LUIK Aivi ▼ 80'
[7] DF CATLEY Steph ⚽ 35'
[9] FW FOORD Caitlin ▼ 80'
[10] MF van EGMOND Emily
[12] DF CARPENTER Ellie
[13] MF YALLOP Tameka ⚽ 106'
[14] DF KENNEDY Alanna ⚽ 35'
[16] FW RASO Hayley ▼ 88'
[17] FW SIMON Kyah □ 69' ▼ 80'

Substitutes:

[1] GK WILLIAMS Lydia
[3] MF COONEY-CROSS Kyra △ 108' ▼ 108'
[4] DF POLKINGHORNE Clare △ 108'
[6] MF LOGARZO Chloe △ 88'
[11] FW FOWLER Mary △ 80' ⚽ 103'
[15] FW GIELNIK Emily △ 80'
[21] DF BROCK Laura

Head Coach GUSTAVSSON Tony (SWE)

Additional Time:

First half: 1 min., second half: 5 min., first extra time: 1 min., second extra time: 2 min.

GBR - Great Britain		AUS - Australia	
	26'	□	KERR [2] - 1st Tournament Yellow Card
	35'	0:1	⚽ KENNEDY [14] - 1st Tournament Goal
			⚽ CATLEY [7] - 2nd Tournament Assist
BRONZE [2] - 1st Tournament Yellow Card	□	44'	
WHITE [9] - 4th Tournament Goal	⚽	1:1	57'
HEMP [15] - 2nd Tournament Assist	⚽		
In KIRBY [10], out DALY [12]	◀	58'	
In BRIGHT [14], out STOKES [3]	◀	58'	
WHITE [9] - 5th Tournament Goal	⚽	2:1	66'
		69'	□ SIMON [17] - 1st Tournament Yellow Card
		80'	◀ In COONEY-CROSS [3], out FOORD [9]
		80'	◀ In FOWLER [11], out SIMON [17]
		80'	◀ In GIELNIK [15], out LUIK [5]
In SCOTT [18], out LITTLE [8]	◀	80'	
		88'	◀ In LOGARZO [6], out RASO [16]
		89'	2:2 ⚽ KERR [2] - 4th Tournament Goal
In PARRIS [7], out HEMP [15]	◀	96'	
In INGLE [6], out WALSH [4]	◀	96'	
WEIR [11] —	—	101'	
		103'	2:3 ⚽ FOWLER [11] - 1st Tournament Goal
		106'	2:4 ⚽ KERR [2] - 5th Tournament Goal
			⚽ YALLOP [13] - 1st Tournament Assist
		108'	◀ In POLKINGHORNE [4], out COONEY-CROSS [3]
In STANWAY [17], out BRONZE [2]	◀	112'	
WHITE [9] - 6th Tournament Goal	⚽	3:4	115'
KIRBY [10] - 1st Tournament Assist	⚽		
STANWAY [17] - 1st Tournament Yellow Card	□	120'+1	

Match events: ⚽ Goal scored ⚽ Own goal ⚽ Penalty scored — Penalty missed ⚽ Assist □ Yellow card □ 2Y ■ Red card ◀ Substitution



Match Report

公式記録 / Compte rendu du match

Match 19

GBR vs AUS

3:4 AET (2:2, 0:1)

GBR - Great Britain	STATISTICS	AUS - Australia
18	Shots	10
7	Shots on Goal	5
14	Fouls	15
8	Corner Kicks	5
14	Free Kicks	16
1	Penalty Kicks	0
5	Offsides	0
0	Own Goals	0
2	Single Yellow Cards	2
0	Indirect Red Cards	0
0	Direct Red Cards	0
57%	Ball Possession	43%
51	Actual Playing Time	38

GBR - Great Britain

No.	Name	Pos.	Min.	GF	GA	AS	SG/S	PK	Fouls		Y	Red Cards	
									FC	FS		2Y	R
1	ROEBUCK	GK	120		4								
2	BRONZE	DF	112				1/1		1		1		
3	STOKES	DF	58										
4	WALSH	MF	96				1/4						
5	HOUGHTON (C)	DF	120						1	1			
8	LITTLE	MF	80						1	2			
9	WHITE	FW	120	3			3/4		2	1			
11	WEIR	MF	120				1/2	0/1	1	1			
12	DALY	DF	58				0/2		1				
15	HEMP	FW	96			1	1/3		3	4			
16	WILLIAMSON	DF	120						2				
Substitutes:													
6	INGLE	MF	24						1	1			
7	PARRIS	FW	24				0/1			2			
10	KIRBY	FW	62			1							
14	BRIGHT	DF	62				0/1						
17	STANWAY	MF	8						1		1		
18	SCOTT	MF	40										
Totals				3	4	2	7/18	0/1	14	12	2		

AUS - Australia

No.	Name	Pos.	Min.	GF	GA	AS	SG/S	PK	Fouls		Y	Red Cards	
									FC	FS		2Y	R
18	MICAH	GK	120		3								
2	KERR (C)	FW	120	2			2/3		3	2	1		
5	LUIK	MF	80							1			
7	CATLEY	DF	120			1			1	3			
9	FOORD	FW	80				0/1		1	1			
10	van EGMOND	MF	120						2	1			
12	CARPENTER	DF	120							1			
13	YALLOP	MF	120			1				1			
14	KENNEDY	DF	120	1			1/1						
16	RASO	FW	87						3	2			
17	SIMON	FW	80				1/3		2		1		
Substitutes:													
3	COONEY-CROSS	MF	27						1				
4	POLKINGHORNE	DF	12										
6	LOGARZO	MF	33						1	1			
11	FOWLER	FW	40	1			1/1						
15	GIELNIK	FW	40				0/1		1				
Totals				4	3	2	5/10		15	13	2		

Legend:

(C)	Captain	2Y	Indirect Red Card	AET	After Extra Time	AS	Assists
AVAR	Assistant VAR	DF	Defender	FC	Fouls Committed	FS	Fouls Suffered
FW	Forward	GA	Goals Against	GF	Goals For	GK	Goalkeeper
MF	Midfielder	Min.	Minutes Played	No.	Shirt Number		
PK	Penalty Kicks for (Converted/Attempts)	Pos.	Position	Y	Single Yellow Card	R	Direct Red Card
SG/S	Shots on Goal/Shots	VAR	Video Assistant Referee				



Match Report

公式記録 / Compte rendu du match

Match 20

NED vs USA

2:2 AET (2:2, 1:2) 2:4 PSO

Match Officials:

Referee: JACEWICZ Kate (AUS) **Assistant Referee 1:** KIM Kyoung Min (KOR) **VAR:** AL MARRI Abdulla (QAT)
4th Official: YAMASHITA Yoshimi (JPN) **Assistant Referee 2:** LEE Seul Gi (KOR) **AVAR:** BIN JAHARI Muhammad (SGP)
Match Commissioner: SAARINEN Outi (FIN)
General Coordinator: MONTERROSA Mario (GUA)

NED - Netherlands

[1] GK van VEENENDAAL Sari (C)
 [2] DF WILMS Lynn
 [3] DF van der GRAGT Stefanie
 [4] DF NOUWEN Aniek
 [6] MF ROORD Jill ▼ 9'
 [7] FW van de SANDEN Shanice ▼ 62'
 [9] FW MIEDEMA Vivianne ⚽ 18' ⚽ 54'
 [10] MF van de DONK Danielle □ 90'+4
 [11] FW MARTENS Lieke — 81'
 [14] MF GROENEN Jackie
 [17] DF JANSSEN Dominique

Substitutes:

[5] DF van DONGEN Merel
 [13] MF PELOVA Victoria △ 97'
 [15] DF van ES Kika
 [16] GK KOP Lize
 [18] FW BEERENSTEYN Lineth △ 62'
 [19] FW JANSSEN Renate
 [21] DF DEKKER Anouk

Head Coach WIEGMAN Sarina (NED)

USA - United States

[1] GK NAEHER Alyssa
 [2] DF DUNN Crystal
 [3] MF MEWIS Samantha ⚽ 28' ▼ 57'
 [4] DF SAUERBRUNN Becky (C)
 [5] DF O'HARA Kelley □ 115'
 [7] FW HEATH Tobin ▼ 64'
 [8] MF ERTZ Julie
 [9] MF HORAN Lindsey □ 77'
 [10] FW LLOYD Carli ▼ 57'
 [17] DF DAHLKEMPER Abby
 [21] FW WILLIAMS Lynn ⚽ 28' ⚽ 31' ▼ 57'

Substitutes:

[6] MF MEWIS Kristie
 [11] FW PRESS Christen △ 57'
 [13] FW MORGAN Alex △ 57'
 [14] DF SONNETT Emily
 [15] FW RAPINOE Megan △ 64'
 [16] MF LAVELLE Rose △ 57'
 [18] GK FRANCH Adrianna

Head Coach ANDONOVSKI Vlatko (USA)

Additional Time:

First half: 3 min., second half: 6 min., first extra time: 3 min., second extra time: 2 min.

Penalty Shoot-out

MIEDEMA Vivianne	Saved	0 - 0	LAVELLE Rose	Goal	0 - 1
JANSSEN Dominique	Goal	1 - 1	MORGAN Alex	Goal	1 - 2
van der GRAGT Stefanie	Goal	2 - 2	PRESS Christen	Goal	2 - 3
NOUWEN Aniek	Saved	2 - 3	RAPINOE Megan	Goal	2 - 4

NED - Netherlands		USA - United States	
MIEDEMA [9] - 9th Tournament Goal	⚽ 1:0	18'	1st half
		28'	1:1 ⚽ S. MEWIS [3] - 1st Tournament Goal
		31'	⚽ WILLIAMS [21] - 1st Tournament Assist
MIEDEMA [9] - 10th Tournament Goal	⚽ 2:2	54'	⚽ WILLIAMS [21] - 1st Tournament Goal
		57'	▼ In PRESS [11], out WILLIAMS [21]
		57'	▼ In MORGAN [13], out LLOYD [10]
		57'	▼ In LAVELLE [16], out S. MEWIS [3]
In BEERENSTEYN [18], out van de SANDEN [7]	◆	62'	▼ In RAPINOE [15], out HEATH [7]
		64'	□ HORAN [9] - 1st Tournament Yellow Card
MARTENS [11]	—	81'	
van de DONK [10] - 1st Tournament Yellow Card	□	90'+4	
In PELOVA [13], out ROORD [6]	◆	97'	1st extra time
		115'	□ O'HARA [5] - 1st Tournament Yellow Card
			2nd extra time

Match events: ⚽ Goal scored ⚽ Own goal ⚽ Penalty scored — Penalty missed ⚽ Assist □ Yellow card □ 2Y ■ Red card ◆ Substitution



Match Report

公式記録 / Compte rendu du match

Match 20

NED vs USA

2:2 AET (2:2, 1:2) 2:4 PSO

NED - Netherlands		STATISTICS	USA - United States	
	18	Shots		14
	7	Shots on Goal		4
	12	Fouls		13
	4	Corner Kicks		7
	19	Free Kicks		11
	1	Penalty Kicks		0
	1	Offsides		6
	0	Own Goals		0
	1	Single Yellow Cards		2
	0	Indirect Red Cards		0
	0	Direct Red Cards		0
	52%	Ball Possession		48%
	45	Actual Playing Time		40

NED - Netherlands													
No.	Name	Pos.	Min.	GF	GA	AS	SG/S	PK	Fouls		Y	Red Cards	
									FC	FS		2Y	R
1	van VEENENDAAL (C)	GK	120		2								
2	WILMS	DF	120				0/1		1	1			
3	van der GRAGT	DF	120				1/1		1	2			
4	NOUWEN	DF	120						2				
6	ROORD	MF	97				0/2		1				
7	van de SANDEN	FW	62						1				
9	MIEDEMA	FW	120	2			4/7		1				
10	van de DONK	MF	120				0/3		2	3	1		
11	MARTENS	FW	120				2/2	0/1		1			
14	GROENEN	MF	120						1	2			
17	JANSSEN	DF	120							1			
Substitutes:													
13	PELOVA	MF	23				0/1						
18	BEERENSTEYN	FW	58				0/1		2	3			
Totals				2	2		7/18	0/1	12	13	1		

USA - United States													
No.	Name	Pos.	Min.	GF	GA	AS	SG/S	PK	Fouls		Y	Red Cards	
									FC	FS		2Y	R
1	NAEHER	GK	120		2								
2	DUNN	DF	120							1			
3	S. MEWIS	MF	57	1			1/1		1				
4	SAUERBRUNN (C)	DF	120							1			
5	O'HARA	DF	120				0/2		4	1	1		
7	HEATH	FW	64				0/1		2	1			
8	ERTZ	MF	120						1	2			
9	HORAN	MF	120				1/3		2	2	1		
10	LLOYD	FW	57				0/2		1	3			
17	DAHLKEMPER	DF	120										
21	WILLIAMS	FW	57	1		1	1/1						
Substitutes:													
11	PRESS	FW	63				1/2		1				
13	MORGAN	FW	63						1				
15	RAPINOE	FW	56				0/2						
16	LAVELLE	MF	63										
Totals				2	2	1	4/14		13	11	2		

Legend:							
(C)	Captain	2Y	Indirect Red Card	AET	After Extra Time	AS	Assists
AVAR	Assistant VAR	DF	Defender	FC	Fouls Committed	FS	Fouls Suffered
FW	Forward	GA	Goals Against	GF	Goals For	GK	Goalkeeper
MF	Midfielder	Min.	Minutes Played	No.	Shirt Number	PSO	Penalty Shoot-out
PK	Penalty Kicks for (Converted/Attempts)	SG/S	Shots on Goal/Shots	Pos.	Position	Y	Single Yellow Card
R	Direct Red Card			VAR	Video Assistant Referee		



Match Report

公式記録 / Compte rendu du match

Match 21

SWE vs JPN

3:1 (1:1)

Match Officials:

Referee: VENEGAS Lucila (MEX)

4th Official: BORJAS Melissa (HON)

Match Commissioner: SHAHRIYARI Paria (IRI)

General Coordinator: SHIN Man Gil (KOR)

Assistant Referee 1: CHAVEZ Mayte (MEX)

Assistant Referee 2: CAUDILLO Enedina (MEX)

VAR: VIGLIANO Mauro (ARG)

AVAR: CUNHA Andres (URU)

SWE - Sweden

[1] GK LINDAHL Hedvig
[4] DF GLAS Hanna
[6] DF ERIKSSON Magdalena ⚽ 7'
[9] MF ASLLANI Kosovare ⚽ 68' ▼ 90'
[10] FW JAKOBSSON Sofia ▼ 90'
[11] FW BLACKSTENIUS Stina ⚽ 53' ▼ 75'
[13] DF ILESTEDT Amanda □ 29'
[14] DF BJORN Nathalie
[16] MF ANGELDAL Filippa ▼ 62'
[17] MF SEGER Caroline (C)
[18] FW ROLFO Fridolina ⚽ 7' ⚽ 53' ▼ 75'

Substitutes:

[2] DF ANDERSSON Jonna △ 90'
[3] DF KULLBERG Emma
[5] MF BENNISON Hanna △ 62'
[7] FW JANOGY Madelen △ 90'
[8] MF HURTIG Lina △ 75'
[12] GK FALK Jennifer
[15] FW SCHOUGH Olivia △ 75'

Head Coach GERHARDSSON Peter (SWE)

Additional Time:

First half: 1 min., second half: 5 min.

JPN - Japan

[18] GK YAMASHITA Ayaka
[2] DF SHIMIZU Risa
[4] DF KUMAGAI Saki
[5] DF MINAMI Moeka
[6] MF SUGITA Hina
[7] MF NAKAJIMA Emi ▼ 86'
[8] MF MIURA Narumi □ 38' ▼ 72'
[10] FW IWABUCHI Mana
[11] FW TANAKA Mina ⚽ 23'
[14] MF HASEGAWA Yui ⚽ 23' ▼ 82'
[16] DF MIYAGAWA Asato

Substitutes:

[1] GK IKEDA Sakiko
[3] DF TAKARADA Saori
[12] MF ENDO Jun △ 72'
[13] MF SHIOKOSHI Yuzuho
[15] FW MOMIKI Yuka
[17] DF KITAMURA Nanami △ 82'
[20] MF HAYASHI Honoka △ 86'

Head Coach TAKAKURA Asako (JPN)

SWE - Sweden	JPN - Japan
ERIKSSON [6] - 1st Tournament Goal ⚽ 1:0 7'	
ROLFO [18] - 1st Tournament Assist ⚽	
	23' 1:1 ⚽ TANAKA [11] - 2nd Tournament Goal
	⚽ HASEGAWA [14] - 1st Tournament Assist
ILESTEDT [13] - 1st Tournament Yellow Card □ 29'	
	38' □ MIURA [8] - 2nd Tournament Yellow Card
BLACKSTENIUS [11] - 4th Tournament Goal ⚽ 2:1 53'	
ROLFO [18] - 2nd Tournament Assist ⚽	
In BENNISON [5], out ANGELDAL [16] ▼	
ASLLANI [9] - 1st Tournament Goal ⚽ 3:1 68'	
	72' ▼ In ENDO [12], out MIURA [8]
In SCHOUGH [15], out ROLFO [18] ▼	
In HURTIG [8], out BLACKSTENIUS [11] ▼	
	82' ▼ In KITAMURA [17], out HASEGAWA [14]
	86' ▼ In HAYASHI [20], out NAKAJIMA [7]
In JANOGY [7], out JAKOBSSON [10] ▼	
In ANDERSSON [2], out ASLLANI [9] ▼	

Match events: ⚽ Goal scored ⚽ Own goal ⚽ Penalty scored — Penalty missed ⚽ Assist □ Yellow card □ 2Y ■ Red card ▼ Substitution



Match Report

公式記録 / Compte rendu du match

Match 21

SWE vs JPN

3:1 (1:1)

SWE - Sweden	STATISTICS	JPN - Japan
13	Shots	8
6	Shots on Goal	6
11	Fouls	9
5	Corner Kicks	2
11	Free Kicks	11
1	Penalty Kicks	0
1	Offsides	1
0	Own Goals	0
1	Single Yellow Cards	1
0	Indirect Red Cards	0
0	Direct Red Cards	0
42%	Ball Possession	58%
28	Actual Playing Time	40

SWE - Sweden

No.	Name	Pos.	Min.	GF	GA	AS	SG/S	PK	Fouls		Y	Red Cards	
									FC	FS		2Y	R
1	LINDAHL	GK	90		1								
4	GLAS	DF	90						1				
6	ERIKSSON	DF	90	1			1/1		1				
9	ASLLANI	MF	89	1			2/3	1/1	1	2			
10	JAKOBSSON	FW	89				0/2		3	1			
11	BLACKSTENIUS	FW	75	1			1/2			1			
13	ILESTEDT	DF	90				0/2		1		1		
14	BJORN	DF	90						2				
16	ANGELDAL	MF	62				1/1			3			
17	SEGER (C)	MF	90				0/1			1			
18	ROLFO	FW	75			2	1/1			1			
Totals				3	1	2	6/13	1/1	11	9	1		

Substitutes:

2	ANDERSSON	DF	1										
5	BENNISON	MF	28										
7	JANOBY	FW	1										
8	HURTIG	MF	15						1				
15	SCHOUGH	FW	15						1				

JPN - Japan

No.	Name	Pos.	Min.	GF	GA	AS	SG/S	PK	Fouls		Y	Red Cards	
									FC	FS		2Y	R
18	YAMASHITA	GK	90		3								
2	SHIMIZU	DF	90				2/2						
4	KUMAGAI (C)	DF	90						1	2			
5	MINAMI	DF	90						2				
6	SUGITA	MF	90				0/2			4			
7	NAKAJIMA	MF	86						1				
8	MIURA	MF	72						1		1		
10	IWABUCHI	FW	90				1/1		1	2			
11	TANAKA	FW	90	1			2/2		1	2			
14	HASEGAWA	MF	82			1	1/1			1			
16	MIYAGAWA	DF	90						2				
Totals				1	3	1	6/8		9	11	1		

Substitutes:

12	ENDO	MF	18										
17	KITAMURA	DF	8										
20	HAYASHI	MF	4										

Legend:

(C) Captain	2Y Indirect Red Card	AS Assists	AVAR Assistant VAR
DF Defender	FC Fouls Committed	FS Fouls Suffered	FW Forward
GA Goals Against	GF Goals For	GK Goalkeeper	MF Midfielder
Min. Minutes Played	No. Shirt Number	PK Penalty Kicks for (Converted/Attempts)	VAR Video Assistant Referee
Pos. Position	R Direct Red Card	SG/S Shots on Goal/Shots	
Y Single Yellow Card			



Match Report

公式記録 / Compte rendu du match

Match 22

CAN vs BRA

0:0 AET 4:3 PSO

Match Officials:

Referee: FRAPPART Stephanie (FRA) **Assistant Referee 1:** NICOLOSI Manuela (FRA) **VAR:** STEINHAUS-WEBB Bibiana (GER)
4th Official: STAUBLI Esther (SUI) **Assistant Referee 2:** O'NEILL Michelle (IRL) **AVAR:** BTGEN Abdulkadir (TUR)
Match Commissioner: HIRAI Tetsu (JPN)
General Coordinator: JANSSENS Priscilla (BRA)

CAN - Canada

[1] GK LABBE Stephanie
 [2] DF CHAPMAN Allysha ▼ 109'
 [3] DF BUCHANAN Kadeisha
 [5] MF QUINN ▼ 63'
 [10] DF LAWRENCE Ashley □ 90'+2
 [11] MF SCOTT Desiree
 [12] FW SINCLAIR Christine (C)
 [14] DF GILLES Vanessa
 [15] FW PRINCE Nichelle ▼ 63'
 [16] FW BECKIE Janine ▼ 105'+2'
 [17] MF FLEMING Jessie

Substitutes:

[4] DF ZADORSKY Shelina
 [6] FW ROSE Deanne △ 114' ▼ 114'
 [7] MF GROSSO Julia △ 63'
 [8] DF RIVIERE Jayde △ 109' □ 115'
 [9] FW LEON Adriana △ 105'+2'
 [18] GK SHERIDAN Kailen
 [19] FW HUITEMA Jordyn △ 114'

Head Coach PRIESTMAN Bev (GBR)

BRA - Brazil

[1] GK BARBARA
 [3] DF ERIKA
 [4] DF RAFAELLE
 [6] DF TAMIRES
 [7] MF DUDA □ 59' ▼ 102'
 [8] MF FORMIGA ▼ 73'
 [9] FW DEBINHA
 [10] MF MARTA (C)
 [13] DF BENITES Bruna
 [16] FW BEATRIZ ▼ 59'
 [17] MF ANDRESSINHA

Substitutes:

[11] MF ANGELINA △ 73'
 [12] FW LUDMILA △ 59' □ 101'
 [14] DF JUCINARA
 [15] MF GEYSE
 [18] GK LETICIA
 [19] DF SANTOS Leticia
 [21] MF ANDRESSA △ 102'

Head Coach SUNDHAGE Pia Mariane (SWE)

Additional Time:

First half: 5 min., second half: 4 min., first extra time: 2 min., second extra time: 3 min.

Penalty Shoot-out

SINCLAIR Christine	Saved	0 - 0	MARTA	Goal	0 - 1
FLEMING Jessie	Goal	1 - 1	DEBINHA	Goal	1 - 2
LAWRENCE Ashley	Goal	2 - 2	ERIKA	Goal	2 - 3
LEON Adriana	Goal	3 - 3	ANDRESSA	Saved	3 - 3
GILLES Vanessa	Goal	4 - 3	RAFAELLE	Saved	4 - 3

CAN - Canada	BRA - Brazil
	59' □ DUDA [7] - 1st Tournament Yellow Card 2nd half
	59' ▼ In LUDMILA [12], out BEATRIZ [16]
In ROSE [6], out PRINCE [15] ▼	63'
In GROSSO [7], out QUINN [5] ▼	63'
	73' ▼ In ANGELINA [11], out FORMIGA [8]
LAWRENCE [10] - 1st Tournament Yellow Card □	90'+2
	101' □ LUDMILA [12] - 2nd Tournament Yellow Card 1st extra time
	102' ▼ In ANDRESSA [21], out DUDA [7]
In LEON [9], out BECKIE [16] ▼	105'+2
In RIVIERE [8], out CHAPMAN [2] ▼	109' 2nd extra time
In HUITEMA [19], out ROSE [6] ▼	114'
RIVIERE [8] - 2nd Tournament Yellow Card □	115'

Match events: 🏆 Goal scored 🏠 Own goal 🟡 Penalty scored — Penalty missed 🤝 Assist □ Yellow card 🟡 2Y 🟠 Red card ▼ Substitution



Match Report

公式記録 / Compte rendu du match

Match 22

CAN vs BRA

0:0 AET 4:3 PSO

CAN - Canada	STATISTICS	BRA - Brazil
9	Shots	9
1	Shots on Goal	4
7	Fouls	18
6	Corner Kicks	7
6	Free Kicks	1
0	Penalty Kicks	0
5	Offsides	3
0	Own Goals	0
2	Single Yellow Cards	2
0	Indirect Red Cards	0
0	Direct Red Cards	0
47%	Ball Possession	53%
42	Actual Playing Time	48

CAN - Canada

No.	Name	Pos.	Min.	GF	GA	AS	SG/S	PK	Fouls		Y	Red Cards	
									FC	FS		2Y	R
1	LABBE	GK	120							2			
2	CHAPMAN	DF	109							2			
3	BUCHANAN	DF	120							2			
5	QUINN	MF	63				0/1			1			
10	LAWRENCE	DF	120				0/1		2	2	1		
11	SCOTT	MF	120							1			
12	SINCLAIR (C)	FW	120							1			
14	GILLES	DF	120				1/2						
15	PRINCE	FW	63						1	2			
16	BECKIE	FW	104				0/2						
17	FLEMING	MF	120				0/1		3	3			
Substitutes:													
6	ROSE	FW	50				0/1						
7	GROSSO	MF	57						1				
8	RIVIERE	DF	11								1		
9	LEON	FW	16				0/1						
19	HUITEMA	FW	6										
Totals							1/9		7	16	2		

BRA - Brazil

No.	Name	Pos.	Min.	GF	GA	AS	SG/S	PK	Fouls		Y	Red Cards	
									FC	FS		2Y	R
1	BARBARA	GK	120										
3	ERIKA	DF	120				1/1			1			
4	RAFAELLE	DF	120										
6	TAMIRES	DF	120				0/1		2				
7	DUDA	MF	102						1	1	1		
8	FORMIGA	MF	73						2				
9	DEBINHA	FW	120				2/3		3	1			
10	MARTA (C)	MF	120				0/1		4	1			
13	BENITES	DF	120						1	1			
16	BEATRIZ	FW	59							1			
17	ANDRESSINHA	MF	120				1/1		3	1			
Substitutes:													
11	ANGELINA	MF	47				0/1						
12	LUDMILA	FW	61						2		1		
21	ANDRESSA	MF	18				0/1						
Totals							4/9		18	7	2		

Legend:

(C)	Captain	2Y	Indirect Red Card	AET	After Extra Time	AS	Assists
AVAR	Assistant VAR	DF	Defender	FC	Fouls Committed	FS	Fouls Suffered
FW	Forward	GA	Goals Against	GF	Goals For	GK	Goalkeeper
MF	Midfielder	Min.	Minutes Played	No.	Shirt Number	PSO	Penalty Shoot-out
PK	Penalty Kicks for (Converted/Attempts)	SG/S	Shots on Goal/Shots	Pos.	Position	Y	Single Yellow Card
R	Direct Red Card			VAR	Video Assistant Referee		



Match Report

公式記録 / Compte rendu du match

Match 23

AUS vs SWE

0:1 (0:0)

Match Officials:

Referee: BORJAS Melissa (HON) **Assistant Referee 1:** PERELLO Shirley (HON) **VAR:** GALLO Nicolas (COL)
4th Official: MUKANSANGA Salima (RWA) **Assistant Referee 2:** CAUDILLO Enedina (MEX) **AVAR:** MIRANDA Erick (MEX)
Match Commissioner: SAARINEN Outi (FIN) **Reserve Assistant Referee:** de ALMEIDA Mariana (ARG)
General Coordinator: MONTERROSA Mario (GUA)

AUS - Australia

[18] GK MICAH Teagan
 [2] FW KERR Sam (C)
 [6] MF LOGARZO Chloe ▼ 69'
 [7] DF CATLEY Steph
 [9] FW FOORD Caitlin ▼ 90'+1'
 [10] MF van EGMOND Emily
 [12] DF CARPENTER Ellie ■ 90'+6
 [13] MF YALLOP Tameka ▼ 69'
 [14] DF KENNEDY Alanna
 [16] FW RASO Hayley ▼ 84'
 [17] FW SIMON Kyah ▼ 69'

Substitutes:

[1] GK WILLIAMS Lydia
 [3] MF COONEY-CROSS Kyra △ 69'
 [4] DF POLKINGHORNE Clare △ 69'
 [5] MF LUIK Aivi
 [11] FW FOWLER Mary △ 69'
 [15] FW GIELNIK Emily △ 84'
 [21] DF BROCK Laura △ 90'+1'

Head Coach GUSTAVSSON Tony (SWE)

SWE - Sweden

[1] GK LINDAHL Hedvig
 [4] DF GLAS Hanna
 [6] DF ERIKSSON Magdalena
 [9] MF ASLLANI Kosovare
 [10] FW JAKOBSSON Sofia ▼ 90'+1'
 [11] FW BLACKSTENIUS Stina ⚽ 46' ▼ 90'+4'
 [13] DF ILESTEDT Amanda
 [14] DF BJORN Nathalie
 [16] MF ANGELDAL Filippa ▼ 73'
 [17] MF SEGER Caroline (C)
 [18] FW ROLFO Fridolina ⚽ 46'

Substitutes:

[2] DF ANDERSSON Jonna △ 90'+1'
 [3] DF KULLBERG Emma
 [5] MF BENNISON Hanna △ 73'
 [7] FW JANOGY Madelen
 [8] MF HURTIG Lina △ 90'+4'
 [12] GK FALK Jennifer
 [15] FW SCHOUGH Olivia

Head Coach GERHARDSSON Peter (SWE)

Additional Time:

First half: 5 min., second half: 7 min.

AUS - Australia		SWE - Sweden
	46'	0:1 ⚽ ROLFO [18] - 3rd Tournament Goal ⚽ BLACKSTENIUS [11] - 1st Tournament Assist 2nd half
In COONEY-CROSS [3], out LOGARZO [6]	69'	
In POLKINGHORNE [4], out YALLOP [13]	69'	
In FOWLER [11], out SIMON [17]	69'	
	73'	◆ In BENNISON [5], out ANGELDAL [16]
In GIELNIK [15], out RASO [16]	84'	
In BROCK [21], out FOORD [9]	90'+1	
	90'+1	◆ In ANDERSSON [2], out JAKOBSSON [10]
	90'+4	◆ In HURTIG [8], out BLACKSTENIUS [11]
CARPENTER [12] - 1st Tournament Red Card ■	90'+6	

Match events: ⚽ Goal scored ⚽ Own goal 🟡 Penalty scored — Penalty missed ⚽ Assist 🟡 Yellow card 🟡 2Y 🟡 Red card ◆ Substitution



Match Report

公式記録 / Compte rendu du match

Match 23

AUS vs SWE

0:1 (0:0)

AUS - Australia	STATISTICS	SWE - Sweden
13	Shots	9
4	Shots on Goal	4
12	Fouls	14
7	Corner Kicks	5
16	Free Kicks	13
0	Penalty Kicks	0
1	Offsides	2
0	Own Goals	0
0	Single Yellow Cards	0
0	Indirect Red Cards	0
1	Direct Red Cards	0
54%	Ball Possession	46%
36	Actual Playing Time	31

AUS - Australia

No.	Name	Pos.	Min.	GF	GA	AS	SG/S	PK	Fouls		Y	Red Cards	
									FC	FS		2Y	R
18	MICAH	GK	90		1					1			
2	KERR (C)	FW	90				1/4		1	1			
6	LOGARZO	MF	69						1	1			
7	CATLEY	DF	90				1/1						
9	FOORD	FW	89				1/2		1	4			
10	van EGMOND	MF	90						1	2			
12	CARPENTER	DF	90						1	1			1
13	YALLOP	MF	69				0/1		1				
14	KENNEDY	DF	90				1/3		2	1			
16	RASO	FW	84						2				
17	SIMON	FW	69						2	2			
Substitutes:													
3	COONEY-CROSS	MF	21				0/1			1			
4	POLKINGHORNE	DF	21										
11	FOWLER	FW	21				0/1			1			
15	GIELNIK	FW	6										
21	BROCK	DF	1										
Totals					1		4/13		12	14		1	

SWE - Sweden

No.	Name	Pos.	Min.	GF	GA	AS	SG/S	PK	Fouls		Y	Red Cards	
									FC	FS		2Y	R
1	LINDAHL	GK	90							1			
4	GLAS	DF	90						2	1			
6	ERIKSSON	DF	90						3				
9	ASLLANI	MF	90				1/2		3	1			
10	JAKOBSSON	FW	89						1	1			
11	BLACKSTENIUS	FW	89			1	2/3		2				
13	ILESTEDT	DF	90							1			
14	BJORN	DF	90						1	1			
16	ANGELDAL	MF	73				0/2		1	1			
17	SEGER (C)	MF	90							4			
18	ROLFO	FW	90	1			1/2						
Substitutes:													
2	ANDERSSON	DF	1										
5	BENNISON	MF	17						1				
8	HURTIG	MF	1							1			
Totals				1		1	4/9		14	12			

Legend:			
(C)	Captain	2Y	Indirect Red Card
DF	Defender	FC	Fouls Committed
GA	Goals Against	GF	Goals For
Min.	Minutes Played	No.	Shirt Number
Pos.	Position	R	Direct Red Card
Y	Single Yellow Card	AS	Assists
		FS	Fouls Suffered
		GK	Goalkeeper
		PK	Penalty Kicks for (Converted/Attempts)
		SG/S	Shots on Goal/Shots
		AVAR	Assistant VAR
		FW	Forward
		MF	Midfielder
		VAR	Video Assistant Referee



Match Report

公式記録 / Compte rendu du match

Match 24

USA vs CAN

0:1 (0:0)

Match Officials:

Referee: MONZUL Kateryna (UKR) **Assistant Referee 1:** RATAJOVA Lucie (CZE) **VAR:** RACZKOWSKI Pawel (POL)
4th Official: FRAPPART Stephanie (FRA) **Assistant Referee 2:** STRILETSKA Maryna (UKR) **AVAR:** FU Ming (CHN)
Match Commissioner: SHAHRIYARI Paria (IRI) **Reserve Assistant Referee:** NICOLOSI Manuela (FRA)
General Coordinator: DUEHMERT Katharina (GER)

USA - United States

[1] GK NAEHER Alyssa ▼ 30'
 [2] DF DUNN Crystal
 [4] DF SAUERBRUNN Becky (C)
 [5] DF O'HARA Kelley □ 32' ▼ 80'
 [7] FW HEATH Tobin ▼ 60'
 [8] MF ERTZ Julie
 [9] MF HORAN Lindsey
 [12] DF DAVIDSON Tierna
 [13] FW MORGAN Alex ▼ 60'
 [16] MF LAVELLE Rose
 [21] FW WILLIAMS Lynn ▼ 60'

Substitutes:

[3] MF MEWIS Samantha △ 80'
 [10] FW LLOYD Carli △ 60'
 [11] FW PRESS Christen △ 60'
 [14] DF SONNETT Emily
 [15] FW RAPINOE Megan △ 60'
 [18] GK FRANCH Adrianna △ 30'
 [20] DF KRUEGER Casey

Head Coach ANDONOVSKI Vlatko (USA)

CAN - Canada

[1] GK LABBE Stephanie
 [2] DF CHAPMAN Allysha
 [3] DF BUCHANAN Kadeisha
 [5] MF QUINN ▼ 60'
 [10] DF LAWRENCE Ashley
 [11] MF SCOTT Desiree
 [12] FW SINCLAIR Christine (C) ▼ 87'
 [14] DF GILLES Vanessa
 [15] FW PRINCE Nichelle ▼ 60'
 [16] FW BECKIE Janine
 [17] MF FLEMING Jessie ⚽ 74'

Substitutes:

[4] DF ZADORSKY Shelina
 [6] FW ROSE Deanne △ 90' ▼ 90'
 [7] MF GROSSO Julia △ 60'
 [9] FW LEON Adriana △ 90'
 [18] GK SHERIDAN Kailen
 [19] FW HUITEMA Jordyn △ 87'
 [21] DF CARLE Gabrielle

Head Coach PRIESTMAN Bev (GBR)

Additional Time:

First half: 6 min., second half: 4 min.

USA - United States		CAN - Canada	
In FRANCH [18], out NAEHER [1]	30'		1st half
O'HARA [5] - 2nd Tournament Yellow Card	32'		
	60'	In ROSE [6], out PRINCE [15]	2nd half
	60'	In GROSSO [7], out QUINN [5]	
In LLOYD [10], out MORGAN [13]	60'		
In RAPINOE [15], out HEATH [7]	60'		
In PRESS [11], out WILLIAMS [21]	60'		
	74'	0:1 ⚽ FLEMING [17] - 1st Tournament Goal	
In S. MEWIS [3], out O'HARA [5]	80'		
	87'	In HUITEMA [19], out SINCLAIR [12]	
	90'	In LEON [9], out ROSE [6]	

Match events: ⚽ Goal scored ⚡ Own goal ⚽ Penalty scored — Penalty missed ⚽ Assist □ Yellow card □ 2Y ■ Red card ◆ Substitution



Match Report

公式記録 / Compte rendu du match

Match 24

USA vs CAN

0:1 (0:0)

USA - United States	STATISTICS	CAN - Canada
13	Shots	3
4	Shots on Goal	2
7	Fouls	6
12	Corner Kicks	5
6	Free Kicks	7
0	Penalty Kicks	1
2	Offsides	0
0	Own Goals	0
1	Single Yellow Cards	0
0	Indirect Red Cards	0
0	Direct Red Cards	0
60%	Ball Possession	40%
41	Actual Playing Time	27

USA - United States													
No.	Name	Pos.	Min.	GF	GA	AS	SG/S	PK	Fouls		Y	Red Cards	
									FC	FS		2Y	R
1	NAEHER	GK	30										
2	DUNN	DF	90						1				
4	SAUERBRUNN (C)	DF	90										
5	O'HARA	DF	80								1		
7	HEATH	FW	60				0/1						
8	ERTZ	MF	90				1/3		1				
9	HORAN	MF	90				1/2		1	3			
12	DAVIDSON	DF	90						1				
13	MORGAN	FW	60				0/2						
16	LAVELLE	MF	90				0/1		2	2			
21	WILLIAMS	FW	60										
Substitutes:													
3	S. MEWIS	MF	10										
10	LLOYD	FW	30				0/2						
11	PRESS	FW	30				2/2						
15	RAPINOE	FW	30						1	1			
18	FRANCH	GK	60		1								
Totals					1		4/13		7	6	1		

CAN - Canada													
No.	Name	Pos.	Min.	GF	GA	AS	SG/S	PK	Fouls		Y	Red Cards	
									FC	FS		2Y	R
1	LABBE	GK	90										
2	CHAPMAN	DF	90										
3	BUCHANAN	DF	90										
5	QUINN	MF	60							1			
10	LAWRENCE	DF	90				0/1		3	1			
11	SCOTT	MF	90						1				
12	SINCLAIR (C)	FW	87						1				
14	GILLES	DF	90										
15	PRINCE	FW	60						1				
16	BECKIE	FW	90				1/1			1			
17	FLEMING	MF	90	1			1/1	1/1		1			
Substitutes:													
6	ROSE	FW	28							1			
7	GROSSO	MF	30							1			
9	LEON	FW	1							1			
19	HUITEMA	FW	3										
Totals				1			2/3	1/1	6	7			

Legend:							
(C)	Captain	2Y	Indirect Red Card	AS	Assists	AVAR	Assistant VAR
DF	Defender	FC	Fouls Committed	FS	Fouls Suffered	FW	Forward
GA	Goals Against	GF	Goals For	GK	Goalkeeper	MF	Midfielder
Min.	Minutes Played	No.	Shirt Number	PK	Penalty Kicks for (Converted/Attempts)		
Pos.	Position	R	Direct Red Card	SG/S	Shots on Goal/Shots	VAR	Video Assistant Referee
Y	Single Yellow Card						



Match Report

公式記録 / Compte rendu du match

Match 25

AUS vs USA

3:4 (1:3)

Match Officials:

Referee: FORTUNATO Laura (ARG) **Assistant Referee 1:** de ALMEIDA Mariana (ARG) **VAR:** VIGLIANO Mauro (ARG)
4th Official: FRAPPART Stephanie (FRA) **Assistant Referee 2:** BLANCO Mary (COL) **AVAR:** CUNHA Andres (URU)
Match Commissioner: SHAHRIYARI Paria (IRI) **Reserve Assistant Referee:** KWIMBIRA Bernadettar (MAW)
General Coordinator: DUEHMERT Katharina (GER)

AUS - Australia

[18] GK MICAH Teagan
 [2] FW KERR Sam (C) ⚽ 17'
 [4] DF POLKINGHORNE Clare ▼ 73'
 [6] MF LOGARZO Chloe ▼ 67'
 [7] DF CATLEY Steph
 [9] FW FOORD Caitlin ⚽ 17' ⚽ 54'
 [10] MF van EGMOND Emily
 [13] MF YALLOP Tameka ▼ 87'
 [14] DF KENNEDY Alanna
 [16] FW RASO Hayley ▼ 67'
 [17] FW SIMON Kyah ⚽ 54' ▼ 67'

Substitutes:

[1] GK WILLIAMS Lydia
 [3] MF COONEY-CROSS Kyra △ 67'
 [5] MF LUIK Aivi
 [11] FW FOWLER Mary △ 67'
 [15] FW GIELNIK Emily △ 73' ⚽ 90'
 [19] DF NEVIN Courtney △ 67'
 [21] DF BROCK Laura △ 87'

Head Coach GUSTAVSSON Tony (SWE)

Additional Time:

First half: 3 min., second half: 4 min.

USA - United States

[18] GK FRANCH Adrianna
 [2] DF DUNN Crystal
 [3] MF MEWIS Samantha ▼ 61'
 [4] DF SAUERBRUNN Becky (C)
 [5] DF O'HARA Kelley
 [8] MF ERTZ Julie
 [9] MF HORAN Lindsey ⚽ 45'+1
 [10] FW LLOYD Carli ⚽ 45'+1 ⚽ 51' ▼ 81'
 [11] FW PRESS Christen ▼ 85'
 [12] DF DAVIDSON Tierna
 [15] FW RAPINOE Megan ⚽ 8' ⚽ 21' ▼ 61'

Substitutes:

[6] MF MEWIS Kristie
 [7] FW HEATH Tobin △ 61'
 [13] FW MORGAN Alex △ 81'
 [14] DF SONNETT Emily △ 85'
 [16] MF LAVELLE Rose △ 61'
 [17] DF DAHLKEMPER Abby
 [22] GK CAMPBELL Jane

Head Coach ANDONOVSKI Vlatko (USA)

AUS - Australia		USA - United States	
	8'	0:1	⚽ RAPINOE [15] - 1st Tournament Goal
KERR [2] - 6th Tournament Goal	⚽ 17'	1:1	
FOORD [9] - 2nd Tournament Assist	⚽		
	21'	1:2	⚽ RAPINOE [15] - 2nd Tournament Goal
	45'+1	1:3	⚽ LLOYD [10] - 1st Tournament Goal
			⚽ HORAN [9] - 1st Tournament Assist
	51'	1:4	⚽ LLOYD [10] - 2nd Tournament Goal
FOORD [9] - 1st Tournament Goal	⚽ 54'	2:4	
SIMON [17] - 2nd Tournament Assist	⚽		
	61'		◀ In LAVELLE [16], out S. MEWIS [3]
	61'		◀ In HEATH [7], out RAPINOE [15]
In FOWLER [11], out SIMON [17]	◀ 67'		
In NEVIN [19], out RASO [16]	◀ 67'		
In COONEY-CROSS [3], out LOGARZO [6]	◀ 67'		
In GIELNIK [15], out POLKINGHORNE [4]	◀ 73'		
	81'		◀ In MORGAN [13], out LLOYD [10]
	85'		◀ In SONNETT [14], out PRESS [11]
In BROCK [21], out YALLOP [13]	◀ 87'		
GIELNIK [15] - 1st Tournament Goal	⚽ 90'	3:4	

Match events: ⚽ Goal scored ⚽ Own goal ⚽ Penalty scored — Penalty missed ⚽ Assist □ Yellow card □ 2Y ■ Red card ◀ Substitution



Match Report

公式記録 / Compte rendu du match

Match 25

AUS vs USA

3:4 (1:3)

AUS - Australia	STATISTICS	USA - United States
9	Shots	18
4	Shots on Goal	9
10	Fouls	9
3	Corner Kicks	3
11	Free Kicks	9
0	Penalty Kicks	0
0	Offsides	2
0	Own Goals	0
0	Single Yellow Cards	0
0	Indirect Red Cards	0
0	Direct Red Cards	0
50%	Ball Possession	50%
33	Actual Playing Time	33

AUS - Australia

No.	Name	Pos.	Min.	GF	GA	AS	SG/S	PK	Fouls		Y	Red Cards	
									FC	FS		2Y	R
18	MICAH	GK	90		4								
2	KERR (C)	FW	90	1			2/4		1	1			
4	POLKINGHORNE	DF	73										
6	LOGARZO	MF	67							1			
7	CATLEY	DF	90						1	4			
9	FOORD	FW	90	1		1	1/1		4				
10	van EGMOND	MF	90				0/1		1				
13	YALLOP	MF	87							1			
14	KENNEDY	DF	90										
16	RASO	FW	67										
17	SIMON	FW	67			1	0/1		2				
Substitutes:													
3	COONEY-CROSS	MF	23							1			
11	FOWLER	FW	23						1				
15	GIELNIK	FW	17	1			1/2						
19	NEVIN	DF	23							1			
21	BROCK	DF	3										
Totals				3	4	2	4/9		10	9			

USA - United States

No.	Name	Pos.	Min.	GF	GA	AS	SG/S	PK	Fouls		Y	Red Cards	
									FC	FS		2Y	R
18	FRANCH	GK	90		3					1			
2	DUNN	DF	90				0/1		1	1			
3	S. MEWIS	MF	61				0/2			1			
4	SAUERBRUNN (C)	DF	90							1			
5	O'HARA	DF	90						1	3			
8	ERTZ	MF	90				0/1		1				
9	HORAN	MF	90			1	1/1		1	1			
10	LLOYD	FW	81	2			4/5		2	2			
11	PRESS	FW	85				2/4		2				
12	DAVIDSON	DF	90										
15	RAPINOE	FW	61	2			2/4						
Substitutes:													
7	HEATH	FW	29						1				
13	MORGAN	FW	9										
14	SONNETT	DF	5										
16	LAVELLE	MF	29										
Totals				4	3	1	9/18		9	9			

Legend:

(C) Captain	2Y Indirect Red Card	AS Assists	AVAR Assistant VAR
DF Defender	FC Fouls Committed	FS Fouls Suffered	FW Forward
GA Goals Against	GF Goals For	GK Goalkeeper	MF Midfielder
Min. Minutes Played	No. Shirt Number	PK Penalty Kicks for (Converted/Attempts)	VAR Video Assistant Referee
Pos. Position	R Direct Red Card	SG/S Shots on Goal/Shots	
Y Single Yellow Card			



Match Report

公式記録 / Compte rendu du match

REVISED
7 AUG 18:47

Match 26

SWE vs CAN

1:1 AET (1:1, 1:0) 2:3 PSO

Match Officials:

Referee: PUSTOVOITOVA Anastasia (RUS) **Assistant Referee 1:** KUROCHKINA Ekaterina (RUS) **VAR:** STEINHAUS-WEBB Bibiana (GER)
4th Official: MUKANSANGA Salima (RWA) **Assistant Referee 2:** RODAK Sanja (CRO) **AVAR:** GUIDA Marco (ITA)
Match Commissioner: SHAHRIYARI Paria (IRI) **Reserve Assistant Referee:** KIM Kyoung Min (KOR)
General Coordinator: MONTERROSA Mario (GUA)

SWE - Sweden

[1] GK LINDAHL Hedvig
[4] DF GLAS Hanna
[6] DF ERIKSSON Magdalena ▼ 75'
[9] MF ASLLANI Kosovare **A** 34' **□** 105'
[10] FW JAKOBSSON Sofia ▼ 75'
[11] FW BLACKSTENIUS Stina **✪** 34' ▼ ETHT
[13] DF ILESTEDT Amanda ▼ 120'
[14] DF BJORN Nathalie
[16] MF ANGELDAL Filipa ▼ 75'
[17] MF SEGER Caroline (C)
[18] FW ROLFO Fridolina ▼ ETHT

Substitutes:

[2] DF ANDERSSON Jonna △ 75'
[3] DF KULLBERG Emma △ 120'
[5] MF BENNISON Hanna △ 75'
[8] MF HURTIG Lina △ 75'
[12] GK FALK Jennifer
[15] FW SCHOUGH Olivia △ ETHT
[19] FW ANVEGARD Anna △ ETHT

Head Coach GERHARDSSON Peter (SWE)

CAN - Canada

[1] GK LABBE Stephanie
[2] DF CHAPMAN Allysha ▼ 93'
[3] DF BUCHANAN Kadeisha
[5] MF QUINN ▼ HT
[10] DF LAWRENCE Ashley
[11] MF SCOTT Desiree ▼ 120'+2'
[12] FW SINCLAIR Christine (C) ▼ 86'
[14] DF GILLES Vanessa
[15] FW PRINCE Nichelle ▼ 63'
[16] FW BECKIE Janine **□** 27' ▼ HT
[17] MF FLEMING Jessie **⚪** 67'

Substitutes:

[4] DF ZADORSKY Shelina △ 120'+2'
[6] FW ROSE Deanne △ 63'
[7] MF GROSSO Julia △ HT
[8] DF RIVIERE Jayde △ 93'
[9] FW LEON Adriana △ HT
[18] GK SHERIDAN Kailen
[19] FW HUITEMA Jordyn △ 86'

Head Coach PRIESTMAN Bev (GBR)

Additional Time:

First half: 1 min., second half: 5 min., first extra time: 2 min., second extra time: 2 min.

Penalty Shoot-out

Player	Post	Score	Player	Score	Goal
ASLLANI Kosovare	Post	0 - 0	FLEMING Jessie	Goal	0 - 1
BJORN Nathalie	Goal	1 - 1	LAWRENCE Ashley	Saved	1 - 1
SCHOUGH Olivia	Goal	2 - 1	GILLES Vanessa	Crossbar	2 - 1
ANVEGARD Anna	Saved	2 - 1	LEON Adriana	Saved	2 - 1
SEGER Caroline	Missed	2 - 1	ROSE Deanne	Goal	2 - 2
ANDERSSON Jonna	Saved	2 - 2	GROSSO Julia	Goal	2 - 3

SWE - Sweden		CAN - Canada	
	27'	□ BECKIE [16] - 1st Tournament Yellow Card	1st half
BLACKSTENIUS [11] - 5th Tournament Goal ✪	34'		
ASLLANI [9] - 2nd Tournament Assist A			
	HT	◆ In GROSSO [7], out QUINN [5]	
	HT	◆ In LEON [9], out BECKIE [16]	
	63'	◆ In ROSE [6], out PRINCE [15]	2nd half
	67'	⚪ FLEMING [17] - 2nd Tournament Goal	
In ANDERSSON [2], out ERIKSSON [6]	75'		
In HURTIG [8], out JAKOBSSON [10]	75'		
In BENNISON [5], out ANGELDAL [16]	75'		
	86'	◆ In HUITEMA [19], out SINCLAIR [12]	
	93'	◆ In RIVIERE [8], out CHAPMAN [2]	1st extra time
ASLLANI [9] - 1st Tournament Yellow Card □	105'		
In ANVEGARD [19], out BLACKSTENIUS [11]	ETHT		
In SCHOUGH [15], out ROLFO [18]	ETHT		
In KULLBERG [3], out ILESTEDT [13]	120'		2nd extra time
	120'+2	◆ In ZADORSKY [4], out SCOTT [11]	

Match events: **✪** Goal scored **✪** Own goal **⚪** Penalty scored **—** Penalty missed **A** Assist **□** Yellow card **□** 2Y **■** Red card **◆** Substitution



Match Report

公式記録 / Compte rendu du match

REVISED
 7 AUG 18:47

Match 26

SWE vs CAN

1:1 AET (1:1, 1:0) 2:3 PSO

SWE - Sweden	STATISTICS	CAN - Canada
24	Shots	14
3	Shots on Goal	3
12	Fouls	9
14	Corner Kicks	5
9	Free Kicks	12
0	Penalty Kicks	1
1	Offsides	0
0	Own Goals	0
1	Single Yellow Cards	1
0	Indirect Red Cards	0
0	Direct Red Cards	0
54%	Ball Possession	46%
45	Actual Playing Time	39

SWE - Sweden

No.	Name	Pos.	Min.	GF	GA	AS	SG/S	PK	Fouls		Y	Red Cards	
									FC	FS		2Y	R
1	LINDAHL	GK	120		1								
4	GLAS	DF	120										
6	ERIKSSON	DF	75				0/1		1	1			
9	ASLLANI	MF	120			1	0/2		3	1	1		
10	JAKOBSSON	FW	75				1/3		3				
11	BLACKSTENIUS	FW	105	1			1/2						
13	ILESTEDT	DF	119						1				
14	BJORN	DF	120				0/1						
16	ANGELDAL	MF	75				0/3		1				
17	SEGER (C)	MF	120						0/1	4			
18	ROLFO	FW	105				1/3		1	1			
Substitutes:													
2	ANDERSSON	DF	45				0/2			1			
3	KULLBERG	DF	1										
5	BENNINGSON	MF	45				0/1			1			
8	HURTIG	MF	45				0/3		1				
15	SCHOUGH	FW	15										
19	ANVEGARD	FW	15				0/1						
Totals				1	1	1	3/24		12	9	1		

CAN - Canada

No.	Name	Pos.	Min.	GF	GA	AS	SG/S	PK	Fouls		Y	Red Cards	
									FC	FS		2Y	R
1	LABBE	GK	120		1					2			
2	CHAPMAN	DF	93						1	1			
3	BUCHANAN	DF	120							2			
5	QUINN	MF	45							1			
10	LAWRENCE	DF	120				0/1			1			
11	SCOTT	MF	119				0/1		2				
12	SINCLAIR (C)	FW	86							4			
14	GILLES	DF	120				0/1						
15	PRINCE	FW	63				1/1		1				
16	BECKIE	FW	45						1		1		
17	FLEMING	MF	120	1			1/4	1/1	1	1			
Substitutes:													
4	ZADORSKY	DF	1										
6	ROSE	FW	57				0/1						
7	GROSSO	MF	75				1/3						
8	RIVIERE	DF	27										
9	LEON	FW	75				0/1		2				
19	HUITEMA	FW	34				0/1		1				
Totals				1	1		3/14	1/1	9	12	1		

Legend:

(C)	Captain	2Y	Indirect Red Card	AET	After Extra Time	AS	Assists
AVAR	Assistant VAR	DF	Defender	FC	Fouls Committed	FS	Fouls Suffered
FW	Forward	GA	Goals Against	GF	Goals For	GK	Goalkeeper
HT	Half-time	MF	Midfielder	Min.	Minutes Played	No.	Shirt Number
PK	Penalty Kicks for (Converted/Attempts)	SG/S	Shots on Goal/Shots	Pos.	Position	PSO	Penalty Shoot-out
R	Direct Red Card	VAR	Video Assistant Referee	Y	Single Yellow Card		

REVISED

Due to reschedule the assignment of the General Coordinator was updated.



Cumulative Statistics
出場記録 / Statistiques cumulées

CAN - Canada
After 6 matches

No.	Name	Pos.	JPN 1:1 (1:0)	CHI 2:1 (1:0)	GBR 1:1 (0:0)	BRA 0:0 AET 4:3 PSO	USA 1:0 (0:0)	SWE 1:1 AET (1:1, 0:1) 3:2 PSO	Min.	GF	GA	AS	SG/S	PK	Fouls		Y	Red Cards		Int. "A" Matches		
															FC	FS		2Y	R	Caps	Goals	
1	LABBE Stephanie	GK	58		90	120	90	120	478		2					1	4	1			78	0
2	CHAPMAN Allysha	DF	90			109	90	93	382							2	3				83	1
3	BUCHANAN Kadeisha	DF	90	90	90	120	90	120	600				1/1		1	5					109	4
4	ZADORSKY Shelina	DF	90	90	S	S	S	1	181						1						75	2
5	QUINN	MF	72	29	67	63	60	45	336				0/1		3	3					69	5
6	ROSE Deanne	FW	18	29	45	50	28	57	227				0/2		2	1					61	10
7	GROSSO Julia	MF	S	61	23	57	30	75	246				1/3		2	1					29	0
8	RIVIERE Jayde	DF	S	90	90	11		27	218						1	3	2				25	1
9	LEON Adriana	FW	6	S	90	16	1	75	188	1			1/5		2	3					76	20
10	LAWRENCE Ashley	DF	45	90	80	120	90	120	545			1	0/3		6	5	1				101	7
11	SCOTT Desiree	MF	90	90		120	90	119	509				0/1		4	1	1				166	0
12	SINCLAIR Christine	FW	83	90		120	87	86	466	1			1/5		2	7					304	187
13	VIENS Evelyne	FW	7	S	54				61				0/1								9	2
14	GILLES Vanessa	DF	S	S	90	120	90	120	420				1/3		1						12	0
15	PRINCE Nichelle	FW	84	61	36	63	60	63	367			1	1/4		5	2					72	12
16	BECKIE Janine	FW	90	90	45	104	90	45	464	2			4/8	0/1	1	3	1				81	33
17	FLEMING Jessie	MF	90	90	45	120	90	120	555	2			2/7	2/2	5	7					90	13
18	SHERIDAN Kailen	GK	32	90	S	S	S	S	122		2					1					12	0
19	HUITEMA Jordyn	FW			45	6	3	34	88				0/1		2						41	13
20	SCHMIDT Sophie	MF			90				90				0/1			1					206	19
21	CARLE Gabrielle	DF		S	10		S		10												26	1
22	McLEOD Erin	GK		S																	118	0
Own Goals																						
Totals										6	4	2	12/46	2/3	41	50	6	0		1843	330	

Corner Kicks: 26
 Free Kicks: 41
 Offsides: 13
 Penalty Kicks Against (Converted/Attempts): 0/1

Legend:	2Y Indirect Red Card	AET After Extra Time	AS Assists	DF Defender
FC Fouls Committed	FS Fouls Suffered	FW Forward	GA Goals Against	MF Midfielder
GF Goals For	GK Goalkeeper	Int. "A" International "A"	MF Midfielder	Pos. Position
Min. Minutes Played	No. Shirt Number	PK Penalty Kicks for (Converted/Attempts)	Pos. Position	SG/S Shots on Goal/Shots
PSO Penalty Shoot-out	R Direct Red Card	S Unused Substitute		
Y Single Yellow Card				



Cumulative Statistics

出場記録 / Statistiques cumulées

SWE - Sweden

After 6 matches

No.	Name	Pos.	USA 3:0 (1:0)	AUS 4:2 (1:1)	NZL 2:0 (2:0)	JPN 3:1 (1:1)	AUS 1:0 (0:0)	CAN 1:1 AET (1:1, 1:0) 2:3 PSO	Min.	GF	GA	AS	SG/S	PK	Fouls		Y	Red Cards		Int. "A" Matches	
															FC	FS		2Y	R	Caps	Goals
1	LINDAHL Hedvig	GK	90	90		90	90	120	480		4									177	0
2	ANDERSSON Jonna	DF	88	90	45	1	1	45	270				1/4			2	1			62	1
3	KULLBERG Emma	DF	S	S	90	S	S	1	91				0/1							8	0
4	GLAS Hanna	DF	90	45		90	90	120	435			1				4	2			47	0
5	BENNISON Hanna	MF	15	11	90	28	17	45	206			1	0/1			1	3			14	0
6	ERIKSSON Magdalena	DF		90	45	90	90	75	390	1			1/3			5	1			75	9
7	JANOgy Madelen	FW	15	4	90	1	S		110	1			1/1			1	3			21	5
8	HURTIG Lina	MF	27	59	26	15	1	45	173	2			2/6			3	2			44	14
9	ASLLANI Kosovare	MF	90	90	5	89	90	120	484	1		2	4/10	1/1		11	6	1		154	39
10	JAKOBSSON Sofia	FW	75	79	S	89	89	75	407			3	2/8			9	2			128	23
11	BLACKSTENIUS Stina	FW	63	31		75	89	105	363	5		1	8/13			4	2			69	22
12	FALK Jennifer	GK	S	S	90	S	S	S	90											9	0
13	ILESTEDT Amanda	DF	90	90	45	90	90	119	524				0/5			4	2	1		47	4
14	BJORN Nathalie	DF	90	45	45	90	90	120	480				0/1			5	2			32	4
15	SCHOUGH Olivia	FW	27	11	64	15	S	15	132			1	2/5			1				88	11
16	ANGELDAL Filippa	MF	75	79	72	62	73	75	436			1	1/8			2	4			17	4
17	SEGER Caroline	MF	90	90	18	90	90	120	498				0/3			2	11			221	29
18	ROLFO Fridolina	FW	63	86		75	90	105	419	3		2	7/12			1	2			55	17
19	ANVEGARD Anna	FW			85			15	100	1			2/4			1				21	9
20	RODDAR Julia	MF	2		90				92							1	1			11	0
21	BLOMQUIST Rebecka	FW			90				90											9	1
22	MUSOVIC Zecira	GK			S															5	0
Own Goals																					
Totals										14	4	12	31/85	1/1	57	45	2	0	1314	192	

Corner Kicks: 44
 Free Kicks: 54
 Offsides: 10
 Penalty Kicks Against (Converted/Attempts): 1/2

Legend:							
2Y	Indirect Red Card	AET	After Extra Time	AS	Assists	DF	Defender
FC	Fouls Committed	FS	Fouls Suffered	FW	Forward	GA	Goals Against
GF	Goals For	GK	Goalkeeper	Int. "A"	International "A"	MF	Midfielder
Min.	Minutes Played	No.	Shirt Number	PK	Penalty Kicks for (Converted/Attempts)	Pos.	Position
PSO	Penalty Shoot-out	R	Direct Red Card	S	Unused Substitute	SG/S	Shots on Goal/Shots
Y	Single Yellow Card						



Cumulative Statistics
出場記録 / Statistiques cumulées

USA - United States

After 6 matches

No.	Name	Pos.	SWE 0:3 (0:1)	NZL 6:1 (2:0)	AUS 0:0	NED 2:2 AET (2:2, 2:1) 4:2 PSO	CAN 0:1 (0:0)	AUS 4:3 (3:1)	Min.	GF	GA	AS	SG/S	PK	Fouls		Y	Red Cards		Int. "A" Matches		
															FC	FS		2Y	R	Caps	Goals	
1	NAEHER Alyssa	GK	90	90	90	120	30		420		6										78	0
2	DUNN Crystal	DF	80	84	90	120	90	90	554				1/2			3	1				122	24
3	MEWIS Samantha	MF	45	23	65	57	10	61	261	1			1/3			3	3				83	24
4	SAUERBRUNN Becky	DF	90	S	90	120	90	90	480								2				193	0
5	O'HARA Kelley	DF	90		90	120	80	90	470				0/2			5	4	2			145	2
6	MEWIS Kristie	MF	10		3	S		S	13												28	4
7	HEATH Tobin	FW	64	90	25	64	60	29	332			1	1/4			4	2				177	35
8	ERTZ Julie	MF	45	90	90	120	90	90	525			2	1/4			6	5				116	20
9	HORAN Lindsey	MF	90	84	25	120	90	90	499	1		1	5/10			6	10	1			104	23
10	LLOYD Carli	FW	45	74	16	57	30	81	303	2			5/13			10	7				312	128
11	PRESS Christen	FW	90	22	74	63	30	85	364	1		1	9/16			5	1				155	64
12	DAVIDSON Tiarna	DF	10	90	90		90	90	370							1	1				39	1
13	MORGAN Alex	FW	45	16	74	63	60	9	267	1			2/5			1	1				186	111
14	SONNETT Emily	DF	S	90		S	S	5	95												58	0
15	RAPINOE Megan	FW	26	68	65	56	30	61	306	2			3/8			3	2	1			185	61
16	LAVELLE Rose	MF	80	67	87	63	90	29	416	1			2/6			5	3	1			62	15
17	DAHLKEMPER Abby	DF	90	90		120		S	300							1					74	0
18	FRANCH Adrianna	GK	S		S	S	60	90	150		4						1				8	0
19	MACARIO Catarina	MF		6					6												8	1
20	KRUEGER Casey	DF		6	S		S		6												35	0
21	WILLIAMS Lynn	FW			16	57	60		133	1		1	1/1								40	12
22	CAMPBELL Jane	GK		S				S													5	0
Own Goals										2												
Totals										12	10	6	31/74		53	43	5	0		2213	525	

Corner Kicks: 33
 Free Kicks: 47
 Offsides: 26
 Penalty Kicks Against (Converted/Attempts): 1/2

Legend:							
2Y	Indirect Red Card	AET	After Extra Time	AS	Assists	DF	Defender
FC	Fouls Committed	FS	Fouls Suffered	FW	Forward	GA	Goals Against
GF	Goals For	GK	Goalkeeper	Int. "A"	International "A"	MF	Midfielder
Min.	Minutes Played	No.	Shirt Number	PK	Penalty Kicks for (Converted/Attempts)	Pos.	Position
PSO	Penalty Shoot-out	R	Direct Red Card	S	Unused Substitute	SG/S	Shots on Goal/Shots
Y	Single Yellow Card						



Cumulative Statistics
出場記録 / Statistiques cumulées

AUS - Australia
After 6 matches

No.	Name	Pos.	NZL 2:1 (2:0)	SWE 2:4 (1:1)	USA 0:0	GBR 4:3 AET (2:2, 1:0)	SWE 0:1 (0:0)	USA 3:4 (1:3)	Min.	GF	GA	AS	SG/S	PK	Fouls		Y	Red Cards		Int. "A" Matches			
															FC	FS		2Y	R	Caps	Goals		
1	WILLIAMS Lydia	GK	90	S	S	S	S	S	90		1									91	0		
2	KERR Sam	FW	90	90	90	120	90	90	570	6		1	10/21	0/1	6	4	1			99	48		
3	COONEY-CROSS Kyra	MF	15	26	29	27	21	23	141				0/1		3	2	1			9	0		
4	POLKINGHORNE Clare	DF	90	90	90	12	21	73	376				0/1		1	3				135	11		
5	LUIK Aivi	MF	90	64	S	80	S	S	234						1	6				33	0		
6	LOGARZO Chloe	MF	S	S	61	33	69	67	230						2	6				53	8		
7	CATLEY Steph	DF	90	90	90	120	90	90	570			2	1/2		2	12				91	3		
8	KELLOND-KNIGHT Elise	MF																		113	2		
9	FOORD Caitlin	FW	89	90		80	89	90	438	1		2	4/6		8	6				92	21		
10	van EGMOND Emily	MF	90	90	90	120	90	90	570				0/3		7	4				108	23		
11	FOWLER Mary	FW	15	10	90	40	21	23	199	1			1/6		1	1				15	2		
12	CARPENTER Ellie	DF	90	90	90	120	90		480						2	5		1		50	1		
13	YALLOP Tameka	MF	75	64	90	120	69	87	505	1		1	2/5		2	3				96	11		
14	KENNEDY Alanna	DF	7	26	90	120	90	90	423	1			3/5		2	1				98	8		
15	GIELNIK Emily	FW	1	4	6	40	6	17	74	1			1/3		2					48	11		
16	RASO Hayley	FW	83	80		87	84	67	401				0/1		7	3				56	6		
17	SIMON Kyah	FW	75	86	84	80	69	67	461			2	4/7		7	3	1			101	26		
18	MICAH Teagan	GK	S	90	90	120	90	90	480		12					3				7	0		
19	NEVIN Courtney	DF			S			23	23							1				3	0		
20	GRANT Charlotte	DF			S																0		
21	BROCK Laura	DF	S	S	S	S	1	3	4											65	2		
22	ARNOLD Mackenzie	GK																		26	0		
Own Goals																							
Totals										11	13	8	26/61	0/1	53	63	3	1	1389	183			

Corner Kicks: 35
 Free Kicks: 77
 Offsides: 8
 Penalty Kicks Against (Converted/Attempts): 0/1

Legend:	2Y Indirect Red Card	AET After Extra Time	AS Assists	DF Defender
FC Fouls Committed	FS Fouls Suffered	FW Forward	GA Goals Against	MF Midfielder
GF Goals For	GK Goalkeeper	Int. "A" International "A"	PK Penalty Kicks for (Converted/Attempts)	Pos. Position
Min. Minutes Played	No. Shirt Number	SG/S Shots on Goal/Shots	Y Single Yellow Card	
R Direct Red Card	S Unused Substitute			



Cumulative Statistics
出場記録 / Statistiques cumulées

NED - Netherlands

After 4 matches

No.	Name	Pos.	ZAM 10:3 (6:1)	BRA 3:3 (1:1)	CHN 8:2 (3:1)	USA 2:2 AET (2:2, 1:2) 2:4 PSO	Min.	GF	GA	AS	SG/S	PK	Fouls		Y	Red Cards		Int. "A" Matches			
													FC	FS		2Y	R	Caps	Goals		
1	van VEENENDAAL Sari	GK	90	90	90	120	390		10						1				78	0	
2	WILMS Lynn	DF	30	90	45	120	285			1	0/2			3	1				16	1	
3	van der GRAGT Stefanie	DF	60	90		120	270				1/1			6	3	1			78	10	
4	NOUWEN Aniek	DF	85	90	73	120	368				0/1			4					20	1	
5	van DONGEN Merel	DF	90	S	90	S	180				1/1			1					53	1	
6	ROORD Jill	MF	90	90	45	97	322	1		2	3/7			4	2	1			68	12	
7	van de SANDEN Shanice	FW	72	67	45	62	246	2		1	2/2			1					89	21	
8	SMITS Joelle	FW																	4	0	
9	MIEDEMA Vivianne	FW	60	89	28	120	297	10		1	13/18			2	2				100	83	
10	van de DONK Danielle	MF	72	90	62	120	344			4	0/4			4	7	1			118	28	
11	MARTENS Lieke	FW	90	90	90	120	390	4		1	8/12	0/1		1	5				127	53	
12	FOLKERTSMA Sisca	DF	S	S															12	0	
13	PELOVA Victoria	MF	18	1	45	23	87	2			3/5			1	2				15	2	
14	GROENEN Jackie	MF	90	90	90	120	390			1				2	5				75	7	
15	van ES Kika	DF	5	S	45	S	50			1				1		1			72	0	
16	KOP Lize	GK	S	S	S	S													6	0	
17	JANSSEN Dominique	DF	90	90	90	120	390	1		1	1/3			4	4				75	3	
18	BEERENSTEYN Lineth	FW	30	23	90	58	201	3		1	5/9			2	11				70	15	
19	JANSEN Renate	FW	18	S	45	S	63			2	0/1								50	4	
20	KAAGMAN Inessa	MF			S														11	0	
21	DEKKER Anouk	DF			17	S	17												87	7	
22	GEURTS Loes	GK																	125	0	
Own Goals																					
Totals								23	10	16	37/66	0/1		36	43	4	0			1349	248

Corner Kicks: 26
 Free Kicks: 38
 Offsides: 6
 Penalty Kicks Against (Converted/Attempts): 1/1

Legend:			
2Y	Indirect Red Card	AET	After Extra Time
FC	Fouls Committed	FS	Fouls Suffered
GF	Goals For	GK	Goalkeeper
Min.	Minutes Played	No.	Shirt Number
PSO	Penalty Shoot-out	R	Direct Red Card
Y	Single Yellow Card	AS	Assists
		FW	Forward
		Int. "A"	International "A"
		PK	Penalty Kicks for (Converted/Attempts)
		S	Unused Substitute
		DF	Defender
		GA	Goals Against
		MF	Midfielder
		Pos.	Position
		SG/S	Shots on Goal/Shots



Cumulative Statistics
出場記録 / Statistiques cumulées

BRA - Brazil
After 4 matches

No.	Name	Pos.	CHN 5:0 (2:0)	NED 3:3 (1:1)	ZAM 1:0 (1:0)	CAN 0:0 AET 3:4 PSO	Min.	GF	GA	AS	SG/S	PK	Fouls		Y	Red Cards		Int. "A" Matches			
													FC	FS		2Y	R	Caps	Goals		
1	BARBARA	GK	90	90	90	120	390		3									97	0		
2	POLIANA	DF	S	S	65		65							1				64	5		
3	ERIKA	DF	90	90		120	300				1/3			2				102	8		
4	RAFAELLE	DF	90	90	90	120	390				1/4		1	1				62	8		
5	JULIA	MF	18		45		63				0/1		1					7	2		
6	TAMIREZ	DF	90	90		120	300				0/2		3	1				94	5		
7	DUDA	MF	58	45	45	102	250						1	6	1			7	1		
8	FORMIGA	MF	72	45	45	73	235						4	1				200	67		
9	DEBINHA	FW	90	90	9	120	309	2		1	5/14		5	2				91	35		
10	MARTA	MF	82	75	45	120	322	3			3/4	1/1	4	4				155	110		
11	ANGELINA	MF		45	90	47	182				0/1		1	2	1			3	0		
12	LUDMILA	FW	8	45	65	61	179	1			2/2		4	4	2			32	4		
13	BENITES Bruna	DF	90	90	25	120	325						3	1				66	9		
14	JUCINARA	DF	S	S	90	S	90						1					17	0		
15	GEYSE	MF	S	15	25	S	40				2/3		1					35	16		
16	BEATRIZ	FW	90	45	28	59	222	1			4/5		2	6				82	32		
17	ANDRESSINHA	MF	90	90		120	300				1/2		4	3				79	10		
18	LETICIA	GK	S	S		S												66	0		
19	SANTOS Leticia	DF			90	S	90						1	2				42	0		
20	GIOVANA	FW			62		62				1/2							3	0		
21	ANDRESSA	MF	32	45	81	18	176	2			3/7	1/1	3	3				93	22		
22	ALINE	GK			S													13	0		
Own Goals																					
Totals							9	3	1	23/50	2/2	39	39	4	0					1410	334

Corner Kicks: 24
 Free Kicks: 22
 Offsides: 5
 Penalty Kicks Against (Converted/Attempts): 0/0

Legend:							
2Y	Indirect Red Card	AET	After Extra Time	AS	Assists	DF	Defender
FC	Fouls Committed	FS	Fouls Suffered	FW	Forward	GA	Goals Against
GF	Goals For	GK	Goalkeeper	Int. "A"	International "A"	MF	Midfielder
Min.	Minutes Played	No.	Shirt Number	PK	Penalty Kicks for (Converted/Attempts)	Pos.	Position
PSO	Penalty Shoot-out	R	Direct Red Card	S	Unused Substitute	SG/S	Shots on Goal/Shots
Y	Single Yellow Card						



Cumulative Statistics
出場記録 / Statistiques cumulées

GBR - Great Britain

After 4 matches

No.	Name	Pos.	CHI 2:0 (1:0)	JPN 1:0 (0:0)	CAN 1:1 (0:0)	AUS 3:4 AET (2:2, 0:1)	Min.	GF	GA	AS	SG/S	PK	Fouls		Y	Red Cards		Int. "A" Matches		
													FC	FS		2Y	R	Caps	Goals	
1	ROEBUCK Ellie	GK	90	90	90	120	390		5									10	0	
2	BRONZE Lucy	DF	90	90	90	112	382			2	1/3		3		1			86	9	
3	STOKES Demi	DF	S	90	90	58	238							1				61	1	
4	WALSH Keira	MF	69	90		96	255				1/5		4					32	0	
5	HOUGHTON Steph	DF	90	90	S	120	300				0/4		1	3				123	13	
6	INGLE Sophie	MF	21	59	77	24	181				0/1		2	2				109	0	
7	PARRIS Nikita	FW	21	76	90	24	211				0/3		5	4				54	14	
8	LITTLE Kim	MF	90	88	27	80	285				0/5		2	3				144	59	
9	WHITE Ellen	FW	90	90	27	120	327	6			9/10		4	5				97	45	
10	KIRBY Fran	FW			13	62	75			1								38	11	
11	WEIR Caroline	MF	89	31	90	120	330				3/7	0/1	2	1				74	10	
12	DALY Rachel	DF	90	14	63	58	225				1/5		3	1				40	4	
13	TELFORD Carly	GK	S	S		S												26	0	
14	BRIGHT Millie	DF	90	S	90	62	242				0/2		4					40	0	
15	HEMP Lauren	FW	69	88		96	253			2	1/7		5	13				9	0	
16	WILLIAMSON Leah	DF	S	90	90	120	300						2	2				21	1	
17	STANWAY Georgia	MF	90	2	90	8	190				2/6		3	3	1			24	2	
18	SCOTT Jill	MF	1	2	63	40	106				0/1		2	1				154	24	
19	CHARLES Niamh	FW		S														1	0	
20	TOONE Ella	FW	S		S													3	1	
21	WUBBEN-MOY Lotte	DF			S													1	0	
22	MACIVER Sandy	GK			S													1	0	
Own Goals								1												
Totals								7	5	5	18/59	0/1	42	39	2	0	1148	194		

Corner Kicks: 23
Free Kicks: 45
Offsides: 9
Penalty Kicks Against (Converted/Attempts): 0/0

Legend:	2Y Indirect Red Card	AET After Extra Time	AS Assists	DF Defender
FC Fouls Committed	FS Fouls Suffered	FW Forward	GA Goals Against	MF Midfielder
GF Goals For	GK Goalkeeper	Int. "A" International "A"	Pos. Position	Y Single Yellow Card
Min. Minutes Played	No. Shirt Number	PK Penalty Kicks for (Converted/Attempts)	SG/S Shots on Goal/Shots	
R Direct Red Card	S Unused Substitute			



Cumulative Statistics

出場記録 / Statistiques cumulées

JPN - Japan

After 4 matches

No.	Name	Pos.	CAN 1:1 (0:1)	GBR 0:1 (0:0)	CHI 1:0 (0:0)	SWE 1:3 (1:1)	Min.	GF	GA	AS	SG/S	PK	Fouls		Y	Red Cards		Int. "A" Matches			
													FC	FS		2Y	R	Caps	Goals		
1	IKEDA Sakiko	GK	90	S	S	S	90		1					1				19	0		
2	SHIMIZU Risa	DF	90	90	90	90	360				3/4		1					42	1		
3	TAKARADA Saori	DF	S	S	90	S	90							1				9	1		
4	KUMAGAI Saki	DF	90	90	90	90	360						4	3	1			119	1		
5	MINAMI Moeka	DF	90	90		90	270				0/1		3					19	1		
6	SUGITA Hina	MF	14	90	90	90	284				1/6		2	8				28	2		
7	NAKAJIMA Emi	MF	76	80	7	86	249				1/1		2					90	14		
8	MIURA Narumi	MF	90	23	83	72	268				0/3		6	1	2			29	1		
9	SUGASAWA Yuika	FW	45	S	45		90				1/2							78	24		
10	IWABUCHI Mana	FW	90	10	90	90	280	1		1	3/7		4	3				82	37		
11	TANAKA Mina	FW	45	67	45	90	247	2			5/10	0/1	6	4				52	25		
12	ENDO Jun	MF	28	23	36	18	105				0/1							22	1		
13	SHIOKOSHI Yuzuho	MF	62	55		S	117				1/2			1				6	2		
14	HASEGAWA Yui	MF	89	90	65	82	326			1	1/3		1	2				51	11		
15	MOMIKI Yuka	FW	1	35	S	S	36				0/1		1					41	14		
16	MIYAGAWA Asato	DF	S	90		90	180						2	3				17	0		
17	KITAMURA Nanami	DF	90		90	8	188						1					7	0		
18	YAMASHITA Ayaka	GK	S	90	90	90	270		4				1		1			44	0		
19	MIYAKE Shiori	DF			S													25	0		
20	HAYASHI Honoka	MF		67	54	4	125				1/3		4		1			9	0		
21	KINOSHITA Momoka	MF			25		25				1/1							5	1		
22	HIRAO Chika	GK																2	0		
Own Goals																					
Totals								3	5	2	18/45	0/1	38	27	5	0			796	136	

Corner Kicks: 21
 Free Kicks: 24
 Offsides: 5
 Penalty Kicks Against (Converted/Attempts): 1/1

Legend:	2Y Indirect Red Card	AS Assists	DF Defender	FC Fouls Committed
FS Fouls Suffered	FW Forward	GA Goals Against	GF Goals For	GF Goals For
GK Goalkeeper	Int. "A" International "A"	MF Midfielder	Min. Minutes Played	R Direct Red Card
No. Shirt Number	PK Penalty Kicks for (Converted/Attempts)	Pos. Position	Y Single Yellow Card	
S Unused Substitute	SG/S Shots on Goal/Shots			



Cumulative Statistics

出場記録 / Statistiques cumulées

ZAM - Zambia

After 3 matches

No.	Name	Pos.	NED 3:10 (1:6)	CHN 4:4 (2:3)	BRA 0:1 (0:1)	Min.	GF	GA	AS	SG/S	PK	Fouls		Y	Red Cards		Int. "A" Matches		
												FC	FS		2Y	R	Caps	Goals	
1	MUSONDA Catherine	GK	S	S															0
2	KHOSA Fikile	DF	S																0
3	MWEEMBA Lushomo	DF	90	90	13	193						3	2	1		1		3	0
4	SIAMFUKE Esther	DF	90	62		152			1			1		1				2	0
5	MULENGA Anita	DF	72	S	S	72						1						1	0
6	WILOMBE Mary	MF	90	38	S	128				0/1		1						2	0
7	LUBANDJI Ochumba	FW	18	77	90	185						2	1					3	0
8	BELEMU Margaret	DF	87	28	90	205						2						3	0
9	MUBANGA Hellen	FW	72	13	S	85						1	1					2	0
10	CHANDA Grace	MF	90	90	90	270			1	0/7		2	1					3	0
11	BANDA Babra	FW	90	90	90	270	6			6/12	1/1	4	5					3	6
12	CHITUNDU Avell	FW	90	90	18	198				3/4		1	2					3	0
13	TEMBO Martha	DF		52	90	142						2	2					2	0
14	LUNGU Ireen	MF	90	90	90	270			1	0/3		4	3					3	0
15	MUSASE Agness	MF	18	90	90	198						3	1					3	0
16	NALI Hazel	GK	90	90	18	198		14					1					3	0
17	KUNDANANJI Racheal	MF		90	89	179	1		1	2/4		1	3					2	1
18	PHIRI Vast	DF			72	72						1		1				1	0
19	KATONGO Evarine	MF	S	S	1	1												1	0
20	MUKWASA Esther	DF	3	S	S	3												1	0
21	CHANDA Hellen	MF	S																0
22	MUSOLE Ngambo	GK			72	72		1										1	0
Own Goals																			
Totals						7	15	4	11/31	1/1	29	22	3	1				42	7

Corner Kicks: 7
 Free Kicks: 14
 Offsides: 7
 Penalty Kicks Against (Converted/Attempts): 1/1

Legend:							
2Y	Indirect Red Card	AS	Assists	DF	Defender	FC	Fouls Committed
FS	Fouls Suffered	FW	Forward	GA	Goals Against	GF	Goals For
GK	Goalkeeper	Int. "A"	International "A"	MF	Midfielder	Min.	Minutes Played
No.	Shirt Number	PK	Penalty Kicks for (Converted/Attempts)	Pos.	Position	R	Direct Red Card
S	Unused Substitute	SG/S	Shots on Goal/Shots	Y	Single Yellow Card		



Cumulative Statistics
出場記録 / Statistiques cumulées

CHN - China
After 3 matches

No.	Name	Pos.	BRA 0:5 (0:2)	ZAM 4:4 (3:2)	NED 2:8 (1:3)	Min.	GF	GA	AS	SG/S	PK	Fouls		Y	Red Cards		Int. "A" Matches		
												FC	FS		2Y	R	Caps	Goals	
1	ZHU Yu	GK		S													1	0	
2	LI Mengwen	DF	90	90	90	270						1	1				10	0	
3	LIN Yuping	DF	S	S	90	90						1		1			18	0	
4	LI Qingtong	MF	90	86		176						1				1	3	0	
5	WU Haiyan	DF															120	2	
6	ZHANG Xin	MF	84	65	90	239			1	2/5		4	2				12	2	
7	WANG Shuang	MF	90	90	90	270	4		1	5/11	1/1	3	2				109	33	
8	WANG Yan	MF	33	S	59	92						1		1			32	0	
9	MIAO Siwen	MF	84	65	S	149				0/1							3	0	
10	WANG Yanwen	MF		S	31	31	1			1/1							1	1	
11	WANG Shanshan	FW	90	90	90	270	1		2	2/4		4	5				139	53	
12	PENG Shimeng	GK	90	90	90	270		17									33	0	
13	YANG Lina	MF	90	90	90	270						2	1				22	2	
14	LIU Jing	MF	6	25	31	62			1			1					3	0	
15	YANG Man	FW	S	34	S	34											17	3	
16	WANG Xiaoxue	DF	90	90	90	270				1/2		4	2				5	0	
17	LUO Guiping	DF	90	90	27	207						3	1				11	0	
18	WURIGUMULA	FW	57	56	S	113				0/1		2	2				2	0	
19	WANG Ying	MF			63	63						5		1			4	0	
20	XIAO Yuyi	FW	6	25	59	90				0/2							33	4	
21	CHEN Qiaozhu	DF	S															0	
22	DING Xuan	GK	S		S													0	
Own Goals																			
Totals						6	17	5	11/27	1/1	32	16	3	1			578	100	

Corner Kicks: 12
 Free Kicks: 15
 Offsides: 13
 Penalty Kicks Against (Converted/Attempts): 2/2

Legend:	2Y Indirect Red Card	AS Assists	DF Defender	FC Fouls Committed
FS Fouls Suffered	FW Forward	GA Goals Against	GF Goals For	MF Midfielder
GK Goalkeeper	Int. "A" International "A"	PK Penalty Kicks for (Converted/Attempts)	Pos. Position	R Direct Red Card
No. Shirt Number	SG/S Shots on Goal/Shots	Y Single Yellow Card		
S Unused Substitute				



Cumulative Statistics
出場記録 / Statistiques cumulées

CHI - Chile
After 3 matches

No.	Name	Pos.	GBR 0:2 (0:1)	CAN 1:2 (0:1)	JPN 0:1 (0:0)	Min.	GF	GA	AS	SG/S	PK	Fouls		Y	Red Cards		Int. "A" Matches		
												FC	FS		2Y	R	Caps	Goals	
1	ENDLER Christiane	GK	90	90	90	270		5						1			83	0	
2	JIMENEZ Yastin	MF															2	0	
3	GUERRERO Carla	DF	90	90	90	270							1	3			74	5	
4	LARA Francisca	MF	90	90	90	270				0/1			3	1			74	20	
5	RAMIREZ Fernanda	DF	S	S	S												1	0	
6	OPAZO Nayadet	MF	81	S		81							4	2			5	0	
7	ACUNA Yenny	FW	12	5	7	24				0/1							6	0	
8	ARAYA Karen	MF	90	90	90	270	1			2/4			4	4			70	8	
9	URRUTIA Maria Jose	FW	90	90	90	270				1/3			4	8			25	2	
10	AEDO Yanara	FW	78	90	83	251								5			73	10	
11	LOPEZ Yessenia	MF	70	85	83	238							5	2	1		43	5	
12	CAMPOS Natalia	GK	S	S	S												9	0	
13	PINILLA Fernanda	DF		S	7	7											20	0	
14	PARDO Daniela	MF	90	89	75	254							5	7	1		38	3	
15	ZAMORA Daniela	FW	90	90	56	236							2	5			54	5	
16	BALMACEDA Rosario	FW	9	90	45	144				0/1							20	0	
17	TORO Javiera	DF	S	S	45	45											18	0	
18	SAEZ Camila	DF	90	90	90	270							1	2			65	8	
19	GREZ Javiera	FW	S	1	34	35								1			16	2	
20	MARDONES Francisca	MF	20		15	35											41	1	
21	DIAZ Valentina	DF															4	0	
22	CANALES Antonia	GK																0	
Own Goals																			
Totals						1	5			3/10			29	41	2	0		741	69

Corner Kicks: 5
Free Kicks: 30
Offsides: 2
Penalty Kicks Against (Converted/Attempts): 0/1

Legend:	2Y Indirect Red Card	AS Assists	DF Defender	FC Fouls Committed
FS Fouls Suffered	FW Forward	GA Goals Against	GF Goals For	Min. Minutes Played
GK Goalkeeper	Int. "A" International "A"	MF Midfielder	R Direct Red Card	
No. Shirt Number	PK Penalty Kicks for (Converted/Attempts)	Pos. Position		
S Unused Substitute	SG/S Shots on Goal/Shots	Y Single Yellow Card		



Cumulative Statistics
出場記録 / Statistiques cumulées

NZL - New Zealand

After 3 matches

No.	Name	Pos.	AUS 1:2 (0:2)	USA 1:6 (0:2)	SWE 0:2 (0:2)	Min.	GF	GA	AS	SG/S	PK	Fouls		Y	Red Cards		Int. "A" Matches		
												FC	FS		2Y	R	Caps	Goals	
1	NAYLER Erin	GK	90	S	90	180		4				1					73	0	
2	PERCIVAL Ria	MF	90	90	90	270			1	0/1		5	7	1			153	14	
3	GREEN Anna	DF	69	S	S	69						1	1				78	7	
4	BOTT CJ	DF	89	90	90	269				2/2		3	4	1			27	1	
5	MOORE Meikayla	DF	90	90	90	270							1				44	3	
6	BUNGE Claudia	DF	S	S	3	3											5	0	
7	RILEY Ali	DF	90	90	90	270						1	2				137	1	
8	ERCEG Abby	DF	90	90	90	270				0/1			1				144	6	
9	RENNIE Gabi	FW	1	10	5	16	1			1/1							3	1	
10	LONGO Annalie	MF	S	3	S	3											124	15	
11	CHANCE Olivia	FW	68	65	S	133											22	1	
12	HASSETT Betsy	MF	90	87	90	267	1			1/2		5	2				122	14	
13	SATCHELL Paige	FW	21	25	30	76											21	1	
14	BOWEN Katie	MF	90	90	90	270				3/3		2		1			73	3	
15	CLEVERLEY Daisy	MF	22	80	87	189											12	2	
16	ROLSTON Emma	MF		S	60	60				1/2		1					6	6	
17	WILKINSON Hannah	FW	90	90	85	265			1	2/4		4	1				100	26	
18	LEAT Anna	GK	S	90	S	90		6									5	0	
19	ANTON Elizabeth	DF															5	0	
20	van der MEER Marisa	DF	S															0	
21	ROBERTSON Michaela	FW																0	
22	ESSON Victoria	GK															3	0	
Own Goals																			
Totals						2	10	2	10/16			23	19	3	0			1157	101

Corner Kicks: 5
 Free Kicks: 23
 Offsides: 3
 Penalty Kicks Against (Converted/Attempts): 0/0

Legend:	2Y Indirect Red Card	AS Assists	DF Defender	FC Fouls Committed
FS Fouls Suffered	FW Forward	GA Goals Against	GF Goals For	Min. Minutes Played
GK Goalkeeper	Int. "A" International "A"	MF Midfielder	R Direct Red Card	
No. Shirt Number	PK Penalty Kicks for (Converted/Attempts)	Pos. Position		
S Unused Substitute	SG/S Shots on Goal/Shots	Y Single Yellow Card		



Overall Team Statistics

チームスタッツ (通算) / Statistiques globales des équipes

As of FRI 6 AUG 2021 at 0:07

Team	MP	GF	GA	SG/S	PK	PKA	CK	OF	Fouls		Y	Red Cards	
									FC/Avg.	FS/Avg.		2Y	R
AUS - Australia	6	11	13	26 / 61	0 / 1	0 / 1	35	8	53 / 8.8	63 / 10.5	3		1
BRA - Brazil	4	9	3	23 / 50	2 / 2		24	5	39 / 9.8	39 / 9.8	4		
CAN - Canada	6	6	4	12 / 46	2 / 3	0 / 1	26	13	41 / 6.8	50 / 8.3	6		
CHI - Chile	3	1	5	3 / 10		0 / 1	5	2	29 / 9.7	41 / 13.7	2		
CHN - China	3	6	17	11 / 27	1 / 1	2 / 2	12	13	32 / 10.7	16 / 5.3	3		1
GBR - Great Britain	4	7	5	18 / 59	0 / 1		23	9	42 / 10.5	39 / 9.8	2		
JPN - Japan	4	3	5	18 / 45	0 / 1	1 / 1	21	5	38 / 9.5	27 / 6.8	5		
NED - Netherlands	4	23	10	37 / 66	0 / 1	1 / 1	26	6	36 / 9.0	43 / 10.8	4		
NZL - New Zealand	3	2	10	10 / 16			5	3	23 / 7.7	19 / 6.3	3		
SWE - Sweden	6	14	4	31 / 85	1 / 1	1 / 2	44	10	57 / 9.5	45 / 7.5	2		
USA - United States	6	12	10	31 / 74		1 / 2	33	26	53 / 8.8	43 / 7.2	5		
ZAM - Zambia	3	7	15	11 / 31	1 / 1	1 / 1	7	7	29 / 9.7	22 / 7.3	3		1
Tournament	Totals		101	101	231 / 570	7 / 12	7 / 12	261	107	472	447	42	3
	Averages (per Match)		3.9	3.9	8.9 / 21.9	0.3 / 0.5	0.3 / 0.5	10.0	4.1	18.2	17.2	1.6	0.1

Legend:

2Y Indirect Red Card
FS Fouls Suffered
OF Offsides
R Direct Red Card

Avg. Average per Match
GA Goals Against
PK Penalty Kicks for (Converted/Attempts)
SG/S Shots on Goal/Shots

CK Corner Kicks
GF Goals For
PKA Penalty Kicks Against (Converted/Attempts)
Y Single Yellow Card

FC Fouls Committed
MP Matches Played



Individual Statistics

選手スタッツ (通算) / Statistiques individuelles

As of FRI 6 AUG 2021 at 0:07

GOALSCORERS

Rank	Shirt Number	Name	Team	Position	Goals	Assists	Minutes Played	Matches Played
1	9	MIEDEMA Vivianne	NED	Forward	10	1	297	4
2	2	KERR Sam	AUS	Forward	6	1	570	6
3	11	BANDA Babra	ZAM	Forward	6		270	3
4	9	WHITE Ellen	GBR	Forward	6		327	4
5	11	BLACKSTENIUS Stina	SWE	Forward	5	1	363	5
6	7	WANG Shuang	CHN	Midfielder	4	1	270	3
7	11	MARTENS Lieke	NED	Forward	4	1	390	4
8	18	ROLFO Fridolina	SWE	Forward	3	2	419	5
9	18	BEERENSTEYN Lineth	NED	Forward	3	1	201	4
10	10	MARTA	BRA	Midfielder	3		322	4
11	7	van de SANDEN Shanice	NED	Forward	2	1	246	4
12	9	DEBINHA	BRA	Forward	2	1	309	4
13	13	PELOVA Victoria	NED	Midfielder	2		87	4
14	8	HURTIG Lina	SWE	Midfielder	2		173	6
15	21	ANDRESSA	BRA	Midfielder	2		176	4
16	11	TANAKA Mina	JPN	Forward	2		247	4
17	10	LLOYD Carli	USA	Forward	2		303	6
18	15	RAPINOE Megan	USA	Forward	2		306	6
19	16	BECKIE Janine	CAN	Forward	2		464	6
20	17	FLEMING Jessie	CAN	Midfielder	2		555	6
21	11	WANG Shanshan	CHN	Forward	1	2	270	3
22	6	ROORD Jill	NED	Midfielder	1	2	322	4
23	9	FOORD Caitlin	AUS	Forward	1	2	438	5
24	9	ASLLANI Kosovare	SWE	Midfielder	1	2	484	6
25	21	WILLIAMS Lynn	USA	Forward	1	1	133	3
26	17	KUNDANANJI Racheal	ZAM	Midfielder	1	1	179	2
27	10	IWABUCHI Mana	JPN	Forward	1	1	280	4
28	11	PRESS Christen	USA	Forward	1	1	364	6
29	17	JANSSEN Dominique	NED	Defender	1	1	390	4
30	9	HORAN Lindsey	USA	Midfielder	1	1	499	6
31	13	YALLOP Tameka	AUS	Midfielder	1	1	505	6
32	9	RENNIE Gabi	NZL	Forward	1		16	3
33	10	WANG Yanwen	CHN	Midfielder	1		31	1
34	15	GIELNIK Emily	AUS	Forward	1		74	6
35	19	ANVEGARD Anna	SWE	Forward	1		100	2
36	7	JANOGY Madelen	SWE	Forward	1		110	4
37	12	LUDMILA	BRA	Forward	1		179	4
38	9	LEON Adriana	CAN	Forward	1		188	5
39	11	FOWLER Mary	AUS	Forward	1		199	6
40	16	BEATRIZ	BRA	Forward	1		222	4
41	3	MEWIS Samantha	USA	Midfielder	1		261	6
42	12	HASSETT Betsy	NZL	Midfielder	1		267	3
42	13	MORGAN Alex	USA	Forward	1		267	6
44	8	ARAYA Karen	CHI	Midfielder	1		270	3
45	6	ERIKSSON Magdalena	SWE	Defender	1		390	5
46	16	LAVELLE Rose	USA	Midfielder	1		416	6
47	14	KENNEDY Alanna	AUS	Defender	1		423	6
48	12	SINCLAIR Christine	CAN	Forward	1		466	5



Individual Statistics

選手スタッツ (通算) / Statistiques individuelles

As of FRI 6 AUG 2021 at 0:07

SHOTS ON GOAL

Rank	Shirt Number	Name	Team	Position	Shots on Goal	Matches Played	Average per Match
1	9	MIEDEMA Vivianne	NED	Forward	13	4	3.3
2	2	KERR Sam	AUS	Forward	10	6	1.7
3	9	WHITE Ellen	GBR	Forward	9	4	2.3
4	11	PRESS Christen	USA	Forward	9	6	1.5
5	11	MARTENS Lieke	NED	Forward	8	4	2.0
6	11	BLACKSTENIUS Stina	SWE	Forward	8	5	1.6
7	18	ROLFO Fridolina	SWE	Forward	7	5	1.4
8	11	BANDA Babra	ZAM	Forward	6	3	2.0
9	7	WANG Shuang	CHN	Midfielder	5	3	1.7

Note: Next 3 players were tied with 5 shots on goal

SHOTS

Rank	Shirt Number	Name	Team	Position	Shots	Matches Played	Average per Match
1	2	KERR Sam	AUS	Forward	21	6	3.5
2	9	MIEDEMA Vivianne	NED	Forward	18	4	4.5
3	11	PRESS Christen	USA	Forward	16	6	2.7
4	9	DEBINHA	BRA	Forward	14	4	3.5
5	11	BLACKSTENIUS Stina	SWE	Forward	13	5	2.6
6	10	LLOYD Carli	USA	Forward	13	6	2.2
7	11	BANDA Babra	ZAM	Forward	12	3	4.0
8	11	MARTENS Lieke	NED	Forward	12	4	3.0
9	18	ROLFO Fridolina	SWE	Forward	12	5	2.4
10	7	WANG Shuang	CHN	Midfielder	11	3	3.7

FOULS COMMITTED

Rank	Shirt Number	Name	Team	Position	Fouls Committed	Matches Played	Average per Match
1	9	ASLLANI Kosovare	SWE	Midfielder	11	6	1.8
2	10	LLOYD Carli	USA	Forward	10	6	1.7
3	10	JAKOBSSON Sofia	SWE	Forward	9	5	1.8
4	9	FOORD Caitlin	AUS	Forward	8	5	1.6
5	16	RASO Hayley	AUS	Forward	7	5	1.4
6	17	SIMON Kyah	AUS	Forward	7	6	1.2
6	10	van EGMOND Emily	AUS	Midfielder	7	6	1.2
8	3	van der GRAGT Stefanie	NED	Defender	6	3	2.0
9	8	MIURA Narumi	JPN	Midfielder	6	4	1.5
9	11	TANAKA Mina	JPN	Forward	6	4	1.5

FOULS SUFFERED

Rank	Shirt Number	Name	Team	Position	Fouls Suffered	Matches Played	Average per Match
1	15	HEMP Lauren	GBR	Forward	13	3	4.3
2	7	CATLEY Steph	AUS	Defender	12	6	2.0
3	18	BEERENSTEYN Lineth	NED	Forward	11	4	2.8
4	17	SEGER Caroline	SWE	Midfielder	11	6	1.8
5	9	HORAN Lindsey	USA	Midfielder	10	6	1.7
6	9	URRUTIA Maria Jose	CHI	Forward	8	3	2.7
7	6	SUGITA Hina	JPN	Midfielder	8	4	2.0
8	14	PARDO Daniela	CHI	Midfielder	7	3	2.3
8	2	PERCIVAL Ria	NZL	Midfielder	7	3	2.3
10	10	van de DONK Danielle	NED	Midfielder	7	4	1.8



REVISED
18 JUL 19:00

Referees

レフェリー / Arbitres

As of TUE 13 JUL 2021

Referees - Men's Tournament

Confederation Name	Name	NOC	Date of Birth
AFC	BEATH Chris	AUS - Australia	17 NOV 1984
	KIMURA Hiroyuki	JPN - Japan	30 JAN 1982
	MAKHADMEH Adham	JOR - Jordan	13 FEB 1987
CAF	BEIDA Dahane	MTN - Mauritania	31 DEC 1991
	GOMES Victor	RSA - South Africa	15 DEC 1982
	WEYESA Bamlaku Tessema	ETH - Ethiopia	30 DEC 1980
CONCACAF	BARTON Ivan	ESA - El Salvador	27 JAN 1991
	ELFATH Ismail	USA - United States of America	3 MAR 1982
CONMEBOL	GONZALEZ Leodan	URU - Uruguay	11 MAR 1983
	ORTEGA Kevin	PER - Peru	26 MAR 1992
	VALENZUELA Jesus	VEN - Venezuela	24 NOV 1983
OFC	CONGER Matt	NZL - New Zealand	11 OCT 1978
UEFA	DIAS Artur	POR - Portugal	14 JUL 1979
	GRINFEELD Orel	ISR - Israel	21 AUG 1981
	JOVANOVIC Srdjan	SRB - Serbia	9 APR 1986
	KABAKOV Georgi	BUL - Bulgaria	22 FEB 1986

Assistant Referees - Men's Tournament

Confederation Name	Name	NOC	Date of Birth
AFC	ALKALAF Mohammad	JOR - Jordan	24 JAN 1981
	ALROALLE Ahmad	JOR - Jordan	30 JUN 1979
	LAKRINDIS George	AUS - Australia	27 AUG 1985
	SHCHETININ Anton	AUS - Australia	27 MAR 1986
CAF	CHERUIYOT Gilbert	KEN - Kenya	10 JUL 1984
	IBRAHIM Mohammed	SUD - Sudan	30 JAN 1986
	MARENGULE Arsenio	MOZ - Mozambique	30 JUN 1986
	PHATSOANE Souru	LES - Lesotho	5 AUG 1988
CONCACAF	ATKINS Kyle	USA - United States of America	23 DEC 1986
	MORAN David	ESA - El Salvador	28 OCT 1985
	PARKER Corey	USA - United States of America	29 MAR 1986
	ZEEGELAAR Zachari	SUR - Suriname	3 OCT 1989
CONMEBOL	MORENO Tulio	VEN - Venezuela	19 JUL 1986
	ORUE Michael	PER - Peru	1 MAY 1985
	SANCHEZ Jesus	PER - Peru	11 MAY 1987
	TARAN Nicolas	URU - Uruguay	27 AUG 1980
	TORREALBA Lubin	VEN - Venezuela	19 MAY 1984
TRINIDAD Richard	URU - Uruguay	8 JAN 1978	



REVISED
18 JUL 19:00

Referees

レフェリー / Arbitres

As of TUE 13 JUL 2021

Assistant Referees - Men's Tournament

Confederation Name	Name	NOC	Date of Birth
OFC	MAKASINI Tevita	TGA - Tonga	26 NOV 1976
	RULE Mark	NZL - New Zealand	8 JUN 1981
UEFA	BARBOSA Rui	POR - Portugal	1 AUG 1974
	HASSAN Roy	ISR - Israel	31 AUG 1982
	MARGARITOV Martin	BUL - Bulgaria	8 JAN 1988
	MIHAJLOVIC Milan	SRB - Serbia	14 AUG 1978
	SOARES Paulo	POR - Portugal	31 AUG 1976
	STOJKOVIC Uros	SRB - Serbia	4 NOV 1983
	VALKOV Diyan	BUL - Bulgaria	2 MAR 1977
	YARKONI Idan	ISR - Israel	28 OCT 1982



Referees

レフェリー / Arbitres

As of TUE 13 JUL 2021

REVISED
18 JUL 19:00

Referees - Women's Tournament

Confederation Name	Name	NOC	Date of Birth
AFC	JACEWICZ Kate	AUS - Australia	6 APR 1985
	YAMASHITA Yoshimi	JPN - Japan	20 FEB 1986
CAF	MADU Ndidi	NGR - Nigeria	19 AUG 1988
	MUKANSANGA Salima	RWA - Rwanda	25 JUL 1988
	RIVET Maria	MRI - Mauritius	20 APR 1984
CONCACAF	BORJAS Melissa	HON - Honduras	20 OCT 1986
	VENEGAS Lucila	MEX - Mexico	23 APR 1981
CONMEBOL	ALVES Edina	BRA - Brazil	10 JAN 1980
	FORTUNATO Laura	ARG - Argentina	31 MAY 1985
UEFA	FRAPPART Stephanie	FRA - France	14 DEC 1983
	MONZUL Kateryna	UKR - Ukraine	5 JUL 1981
	PUSTOVOITOVA Anastasia	RUS - Russia	10 FEB 1981
	STAUBLI Esther	SUI - Switzerland	3 OCT 1979

Assistant Referees - Women's Tournament

Confederation Name	Name	NOC	Date of Birth
AFC	BOZONO Makoto	JPN - Japan	5 AUG 1980
	KIM Kyoung Min	KOR - Republic of Korea	21 APR 1980
	LEE Seul Gi	KOR - Republic of Korea	1 DEC 1980
	TESHIROGI Naomi	JPN - Japan	12 SEP 1980
CAF	KWIMBIRA Bernadettar	MAW - Malawi	11 SEP 1981
	NJOROGE Mary	KEN - Kenya	4 JAN 1985
CONCACAF	BOUDREAU Chantal	CAN - Canada	20 JAN 1989
	CAUDILLO Enedina	MEX - Mexico	8 OCT 1984
	CHAVEZ Mayte	MEX - Mexico	26 AUG 1979
	PERELLO Shirley	HON - Honduras	17 FEB 1986
CONMEBOL	AMBOYA Monica	ECU - Ecuador	9 JUN 1982
	BACK Neuza	BRA - Brazil	11 AUG 1984
	BLANCO Mary	COL - Colombia	8 DEC 1984
	DE ALMEIDA Mariana	ARG - Argentina	14 SEP 1982
UEFA	KUENG Susanne	SUI - Switzerland	19 MAR 1988
	KUROCHKINA Ekaterina	RUS - Russia	3 APR 1986
	NICOLOSI Manuela	FRA - France	18 JAN 1980
	O'NEILL Michelle	IRL - Ireland	20 JUL 1978
	RAFALSKI Katrin	GER - Germany	4 FEB 1982
	RATAJOVA Lucie	CZE - Czech Republic	2 DEC 1979
	RODAK Sanja	CRO - Croatia	16 DEC 1983
	STRILETSKA Maryna	UKR - Ukraine	22 AUG 1983



Referees

レフェリー / Arbitres

As of TUE 13 JUL 2021

REVISED
18 JUL 19:00

Video Assistant Referees

Confederation Name	Name	NOC	Date of Birth
AFC	AL MARRI Abdulla	QAT - Qatar	16 DEC 1992
	BIN JAHARI Muhammad	SGP - Singapore	25 OCT 1986
	FU Ming	CHN - People's Republic of China	5 JAN 1983
CAF	ASHOUR Mahmoud	EGY - Egypt	10 NOV 1976
	ZOURAK Adil	MAR - Morocco	25 AUG 1978
CONCACAF	JURISEVIC Edvin	USA - United States of America	7 JUN 1975
	MIRANDA Erick	MEX - Mexico	30 MAR 1982
	PENSO Chris	USA - United States of America	28 APR 1982
CONMEBOL	CUNHA Andres	URU - Uruguay	8 SEP 1976
	GALLO Nicolas	COL - Colombia	9 AUG 1986
	REWAY Wagner	BRA - Brazil	14 MAY 1981
	VIGLIANO Mauro	ARG - Argentina	5 AUG 1975
UEFA	BTGEN Abdulkadir	TUR - Turkey	6 FEB 1984
	CUADRA Guillermo	ESP - Spain	25 APR 1984
	GUIDA Marco	ITA - Italy	7 JUN 1981
	MARTINS Tiago	POR - Portugal	29 MAY 1980
	MILLOT Benoit	FRA - France	10 JAN 1982
	RACZKOWSKI Pawel	POL - Poland	10 MAY 1983
	REINSHREIBER Roi	ISR - Israel	28 JUN 1980
	STEINHAUS-WEBB Bibiana	GER - Germany	24 MAR 1979

Legend:

AFC	Asian Football Confederation	CAF	Confederation Africaine de Football
CONCACAF	Confederation of North, Central American and Caribbean Association Football	OFC	Oceania Football Confederation
CONMEBOL	Confederación Sudamericana de Fútbol		
UEFA	Union des Associations Europeennes de Football		

REVISED MARENGULE Arsenio - Date of Birth corrected.



Attendance Summary

入場者数 / Rapport d'affluence
As of SAT 7 AUG 2021

Date	Teams	Match Number	Gender	Venue	Attendance
WED 21 JUL	JPN vs CAN	1	Women	Sapporo Dome	
	GBR vs CHI	2	Women	Sapporo Dome	
	CHN vs BRA	3	Women	Miyagi Stadium	1,645
	ZAM vs NED	4	Women	Miyagi Stadium	1,822
	SWE vs USA	5	Women	Tokyo Stadium	
	AUS vs NZL	6	Women	Tokyo Stadium	
Daily Total					3,467
THU 22 JUL	JPN vs RSA	1	Men	Tokyo Stadium	
	MEX vs FRA	2	Men	Tokyo Stadium	
	NZL vs KOR	3	Men	Ibaraki Kashima Stadium	
	HON vs ROU	4	Men	Ibaraki Kashima Stadium	
	EGY vs ESP	5	Men	Sapporo Dome	
	ARG vs AUS	6	Men	Sapporo Dome	
	BRA vs GER	7	Men	Internat. Stad. Yokohama	
	CIV vs KSA	8	Men	Internat. Stad. Yokohama	
Daily Total					
SAT 24 JUL	JPN vs GBR	7	Women	Sapporo Dome	
	CHI vs CAN	8	Women	Sapporo Dome	
	CHN vs ZAM	9	Women	Miyagi Stadium	2,212
	NED vs BRA	10	Women	Miyagi Stadium	2,621
	SWE vs AUS	11	Women	Saitama Stadium	
	NZL vs USA	12	Women	Saitama Stadium	
Daily Total					4,833
SUN 25 JUL	JPN vs MEX	9	Men	Saitama Stadium	
	FRA vs RSA	10	Men	Saitama Stadium	
	NZL vs HON	11	Men	Ibaraki Kashima Stadium	
	ROU vs KOR	12	Men	Ibaraki Kashima Stadium	
	EGY vs ARG	13	Men	Sapporo Dome	
	AUS vs ESP	14	Men	Sapporo Dome	
	BRA vs CIV	15	Men	Internat. Stad. Yokohama	
	KSA vs GER	16	Men	Internat. Stad. Yokohama	
Daily Total					
TUE 27 JUL	CHI vs JPN	13	Women	Miyagi Stadium	1,326
	CAN vs GBR	14	Women	Ibaraki Kashima Stadium	
	NED vs CHN	15	Women	Internat. Stad. Yokohama	
	BRA vs ZAM	16	Women	Saitama Stadium	
	NZL vs SWE	17	Women	Miyagi Stadium	884
	USA vs AUS	18	Women	Ibaraki Kashima Stadium	
Daily Total					2,210
WED 28 JUL	FRA vs JPN	17	Men	Internat. Stad. Yokohama	
	RSA vs MEX	18	Men	Sapporo Dome	
	ROU vs NZL	19	Men	Sapporo Dome	
	KOR vs HON	20	Men	Internat. Stad. Yokohama	
	AUS vs EGY	21	Men	Miyagi Stadium	4,471
	ESP vs ARG	22	Men	Saitama Stadium	
	KSA vs BRA	23	Men	Saitama Stadium	
	GER vs CIV	24	Men	Miyagi Stadium	4,294
Daily Total					8,765
FRI 30 JUL	GBR vs AUS	19	Women	Ibaraki Kashima Stadium	
	NED vs USA	20	Women	Internat. Stad. Yokohama	
	SWE vs JPN	21	Women	Saitama Stadium	
	CAN vs BRA	22	Women	Miyagi Stadium	3,403
Daily Total					3,403
SAT 31 JUL	JPN vs NZL	25	Men	Ibaraki Kashima Stadium	
	KOR vs MEX	26	Men	Internat. Stad. Yokohama	
	ESP vs CIV	27	Men	Miyagi Stadium	5,526
	BRA vs EGY	28	Men	Saitama Stadium	
Daily Total					5,526



Attendance Summary

入場者数 / Rapport d'affluence

As of SAT 7 AUG 2021

Date	Teams	Match Number	Gender	Venue	Attendance
MON 2 AUG	AUS vs SWE	23	Women	Internat. Stad. Yokohama	
	USA vs CAN	24	Women	Ibaraki Kashima Stadium	
Daily Total					
TUE 3 AUG	MEX vs BRA	29	Men	Ibaraki Kashima Stadium	
	JPN vs ESP	30	Men	Saitama Stadium	
Daily Total					
THU 5 AUG	AUS vs USA	25	Women	Ibaraki Kashima Stadium	
Daily Total					
FRI 6 AUG	MEX vs JPN	31	Men	Saitama Stadium	
	SWE vs CAN	26	Women	Internat. Stad. Yokohama	
Daily Total					
SAT 7 AUG	BRA vs ESP	32	Men	Internat. Stad. Yokohama	
Daily Total					
Tournament Total					28,204

Attendance figures are only shown for Miyagi Stadium. No spectators were allowed for other venues.



Official Communication
 オフィシャルコミュニケーション / Communication officielle

Item: 1

Women's Gold Medal Match 26, SWE vs. CAN has been rescheduled

Summary:

The match had to be rescheduled due to the impact of weather conditions at the Olympic Stadium. The new venue for the match is Yokohama International Stadium, date and start time is 6 AUG 2021 at 21:00.

Details:

For more details consult www.olympics.com/tokyo-2020

Issued by: OC Tokyo2020 / IOC / FIFA
 Time: 18:15
 Date: 5 AUG 2021

This decision affects: Results
 Schedule
 Other

X
X





Official Communication
オフィシャルコミュニケーション / Communication officielle

Item: 2

Men's Bronze Medal Match 31, MEX vs. JPN has been rescheduled

Summary:

The match had to be rescheduled due to the impact of the rescheduling of the Women's Gold Medal match 26 SWE vs. CAN. The new date and start time is 6 AUG 2021 at 18:00.

Details:

For more details consult www.olympics.com/tokyo-2020

Issued by: OC Tokyo2020 / IOC / FIFA

Time: 18:15

Date: 5 AUG 2021

This decision affects:

Results
Schedule
Other

X

