



HANDBALL

Results Book

The Tokyo Organising Committee
of the Olympic and Paralympic Games

Ver.1.0
8 AUG 2021 17:00



Version History

Version	Date	Created by	Comments
1.0	8 AUG 2021	Tomás KÖCKRITZ	First Version

Table of Contents

Competition Format and Rules

Medallists by Event

Men

Medallists

Team Roster

Tournament Summary

Matches

Preliminaries

Match 1 Preliminary Round Group A

Match Report

Results

Match Team Statistics

Empty Goal Analysis

Match 2 Preliminary Round Group B

Match Report

Results

Match Team Statistics

Empty Goal Analysis

Match 3 Preliminary Round Group B

Match Report

Results

Match Team Statistics

Empty Goal Analysis

Match 4 Preliminary Round Group A

Match Report

Results

Match Team Statistics

Empty Goal Analysis

Match 5 Preliminary Round Group A

Match Report

Results

Match Team Statistics

Empty Goal Analysis

Match 6 Preliminary Round Group B

Match Report

Results

Match Team Statistics

Empty Goal Analysis

Match 7 Preliminary Round Group A

Match Report

Results

Match Team Statistics

Empty Goal Analysis

Match 8 Preliminary Round Group B

Match Report

Results

Match Team Statistics

Empty Goal Analysis

Match 9 Preliminary Round Group A

Match Report

Results

Match Team Statistics

Empty Goal Analysis

Match 10 Preliminary Round Group B

Match Report

Results

Match Team Statistics

Empty Goal Analysis

Match 11 Preliminary Round Group B

Match Report

Results

Match Team Statistics

Empty Goal Analysis

Match 12 Preliminary Round Group A

Match Report

Results

Match Team Statistics

Empty Goal Analysis

Match 13 Preliminary Round Group A

Match Report

Results

Match Team Statistics

Empty Goal Analysis

Match 14 Preliminary Round Group B

Match Report

Results

Match Team Statistics

Empty Goal Analysis

Match 15 Preliminary Round Group A

Match Report

Results

Match Team Statistics

Empty Goal Analysis

Match 16 Preliminary Round Group B

Match Report

Results

Match Team Statistics

Empty Goal Analysis

Match 17 Preliminary Round Group B

Match Report

Results

Match Team Statistics

Empty Goal Analysis

Match 18 Preliminary Round Group A

Match Report

Results

Match Team Statistics

Empty Goal Analysis

Match 19 Preliminary Round Group B

Match Report

Results

Match Team Statistics

Empty Goal Analysis

Match 20 Preliminary Round Group A

Match Report

Results

Match Team Statistics

Empty Goal Analysis

Match 21 Preliminary Round Group A

Match Report

Results

Match Team Statistics

Empty Goal Analysis

Match 22 Preliminary Round Group B

Match Report

Results

Match Team Statistics

Empty Goal Analysis

Match 23 Preliminary Round Group B

Match Report

Results

Match Team Statistics

Empty Goal Analysis

Match 24 Preliminary Round Group A

Match Report

Results

Match Team Statistics

Empty Goal Analysis

Match 25 Preliminary Round Group B

Match Report

Results

Match Team Statistics

Empty Goal Analysis

Match 26 Preliminary Round Group B

Match Report

Results

Match Team Statistics

Empty Goal Analysis

Match 27 Preliminary Round Group A

Match Report

Results

Match Team Statistics

Empty Goal Analysis

Match 28 Preliminary Round Group B

Match Report

Results

Match Team Statistics

Empty Goal Analysis

Match 29 Preliminary Round Group A

Match Report

Results

Match Team Statistics

Empty Goal Analysis

Match 30 Preliminary Round Group A

Match Report

Results

Match Team Statistics

Empty Goal Analysis

Quarterfinals

Match 31 Quarterfinal

Match Report

Results

Match Team Statistics

Empty Goal Analysis

Match 32 Quarterfinal

Match Report

Results

Match Team Statistics

Empty Goal Analysis

Match 33 Quarterfinal

Match Report

Results

Match Team Statistics

Empty Goal Analysis

Match 34 Quarterfinal

Match Report

Results

Match Team Statistics

Empty Goal Analysis

Semifinals

Match 35 Semifinal

Match Report

Results

Match Team Statistics

Empty Goal Analysis

Match 36 Semifinal

Match Report

Results

Match Team Statistics

Empty Goal Analysis

Finals

Match 37 Bronze Medal Match

Match Report

Results

Match Team Statistics

Empty Goal Analysis

Match 38 Gold Medal Match

Match Report

Results

Match Team Statistics

Empty Goal Analysis

Cumulative Statistics

Overall Team Statistics

Team Fair Play

Individual Statistics

Goalkeeper Statistics

Fastest Goal Scoring Shots

Women

Medallists

Team Roster

Tournament Summary

Matches

Preliminaries

Match 1 Preliminary Round Group A

Match Report

Results

Match Team Statistics

Empty Goal Analysis

Match 2 Preliminary Round Group B

Match Report

Results

Match Team Statistics

Empty Goal Analysis

Match 3 Preliminary Round Group B

Match Report

Results

Match Team Statistics

Empty Goal Analysis

Match 4 Preliminary Round Group A

Match Report

Results

Match Team Statistics

Empty Goal Analysis

Match 5 Preliminary Round Group A

Match Report

Results

Match Team Statistics

Empty Goal Analysis

Match 6 Preliminary Round Group B

Match Report

Results

Match Team Statistics

Empty Goal Analysis

Match 7 Preliminary Round Group A

Match Report

Results

Match Team Statistics

Empty Goal Analysis

Match 8 Preliminary Round Group B

Match Report

Results

Match Team Statistics

Empty Goal Analysis

Match 9 Preliminary Round Group A

Match Report

Results

Match Team Statistics

Empty Goal Analysis

Match 10 Preliminary Round Group B

Match Report

Results

Match Team Statistics

Empty Goal Analysis

Match 11 Preliminary Round Group B

Match Report

Results

Match Team Statistics

Empty Goal Analysis

Match 12 Preliminary Round Group A
Match Report
Results
Match Team Statistics
Empty Goal Analysis

Match 13 Preliminary Round Group A
Match Report
Results
Match Team Statistics
Empty Goal Analysis

Match 14 Preliminary Round Group B
Match Report
Results
Match Team Statistics
Empty Goal Analysis

Match 15 Preliminary Round Group A
Match Report
Results
Match Team Statistics
Empty Goal Analysis

Match 16 Preliminary Round Group B
Match Report
Results
Match Team Statistics
Empty Goal Analysis

Match 17 Preliminary Round Group B
Match Report
Results
Match Team Statistics
Empty Goal Analysis

Match 18 Preliminary Round Group A

Match Report

Results

Match Team Statistics

Empty Goal Analysis

Match 19 Preliminary Round Group B

Match Report

Results

Match Team Statistics

Empty Goal Analysis

Match 20 Preliminary Round Group A

Match Report

Results

Match Team Statistics

Empty Goal Analysis

Match 21 Preliminary Round Group A

Match Report

Results

Match Team Statistics

Empty Goal Analysis

Match 22 Preliminary Round Group B

Match Report

Results

Match Team Statistics

Empty Goal Analysis

Match 23 Preliminary Round Group B

Match Report

Results

Match Team Statistics

Empty Goal Analysis

Match 24 Preliminary Round Group A
Match Report
Results
Match Team Statistics
Empty Goal Analysis

Match 25 Preliminary Round Group B
Match Report
Results
Match Team Statistics
Empty Goal Analysis

Match 26 Preliminary Round Group B
Match Report
Results
Match Team Statistics
Empty Goal Analysis

Match 27 Preliminary Round Group A
Match Report
Results
Match Team Statistics
Empty Goal Analysis

Match 28 Preliminary Round Group B
Match Report
Results
Match Team Statistics
Empty Goal Analysis

Match 29 Preliminary Round Group A
Match Report
Results
Match Team Statistics
Empty Goal Analysis

Match 30 Preliminary Round Group A

Match Report

Results

Match Team Statistics

Empty Goal Analysis

Quarterfinals

Match 31 Quarterfinal

Match Report

Results

Match Team Statistics

Empty Goal Analysis

Match 32 Quarterfinal

Match Report

Results

Match Team Statistics

Empty Goal Analysis

Match 33 Quarterfinal

Match Report

Results

Match Team Statistics

Empty Goal Analysis

Match 34 Quarterfinal

Match Report

Results

Match Team Statistics

Empty Goal Analysis

Semifinals

Match 35 Semifinal

Match Report

Results

Match Team Statistics

Empty Goal Analysis

Match 36 Semifinal

Match Report

Results

Match Team Statistics

Empty Goal Analysis

Finals

Match 37 Bronze Medal Match

Match Report

Results

Match Team Statistics

Empty Goal Analysis

Match 38 Gold Medal Match

Match Report

Results

Match Team Statistics

Empty Goal Analysis

Cumulative Statistics

Overall Team Statistics

Team Fair Play

Individual Statistics

Goalkeeper Statistics

Fastest Goal Scoring Shots

Competition Officials



Competition Format and Rules

競技形式および規則 / Format et règlement des compétitions

As of THU 1 JUL 2021

OLYMPIC COMPETITION FORMAT

There are women's and men's handball tournaments at the Tokyo 2020 Olympic Games.

Both are 12-team events and follow the same format. In the preliminary round the teams are divided into two groups of six. Each team plays every other team in its group and after this the four best-placed teams in each group progress to the quarterfinals.

The winners of the quarterfinals qualify for the semifinals. The winners of the semifinals progress to the gold medal match and the losers contest the bronze medal match.

DIFFERENCES BETWEEN IHF WORLD CHAMPIONSHIPS AND THE OLYMPIC GAMES

The number of participating teams at each International Handball Federation (IHF) World Championship is 32 and as a result it has more phases than the Olympic event.

CHANGES SINCE THE RIO 2016 OLYMPIC GAMES

None

SPORT RULES AND PROCEDURES

Tiebreak rules

The preliminary round is played in groups. The matches shall be evaluated as follows:

- Each match won = two points
- Each match drawn = one point for each team
- Each match lost = zero points

During the preliminary round, the teams will be ranked according to the following criteria:

1. Total number of points gained.
2. Goal difference in all matches.
3. Greater number of goals scored in all matches.
4. If still tied, the tied teams will share the same rank.

If two or more teams are tied on points at the end of the preliminary round, ties will be broken as follows:

1. Points gained in the direct match(es) between the tied teams.
2. Goal difference in the match(es) between the tied teams.
3. Number of goals scored in the match(es) between the tied teams.
4. Goal difference in all matches.
5. Number of goals scored in all matches.
6. If the teams remain tied, a draw will decide. The IHF representative on site will execute the draw; if possible, in the presence of the responsible team officials.

After completion of the preliminary round, the quarterfinals, semifinals and finals will be played in a knockout system.



In case of a draw at the end of the regular playing time, after a break of five minutes overtime will be played (two periods of five minutes, changing sides halfway through with a one-minute break).

Should the match still not be decided following this overtime period, after a break of five minutes there will be a second overtime (two periods of five minutes, changing sides halfway through with a one-minute break).

Should the match still not be decided after the second overtime period, it will be decided with a seven-metre shoot-out competition (five players from each team take alternate shots. If the result is still tied, each team shall again nominate five players. All or some of them may be the same as in the first round. This method of nominating five players at a time continues as long as necessary. The winner is decided as soon as there is a goal difference after both teams have had the same number of throws).

The losers of the quarterfinals will be ranked fifth to eighth. The ranking of places five to eight is calculated as follows:

1. According to the preliminary round ranking. If two or more teams were ranked in the same place in the preliminary round, the number of points gained in the preliminary round will decide.
2. If the teams remain tied, the goal difference in the preliminary round will decide.
3. If the teams remain tied, the number of goals scored in the preliminary round will decide.
4. If the teams remain tied, the tie will be broken by a draw.

The teams ranked fifth in the preliminary round groups A and B will finish ninth/10th. The teams ranked sixth will finish 11th/12th. Ranking of places nine to 12 is calculated as follows:

1. Number of points gained.
2. If the teams are tied, the goal difference in the preliminary round will decide.
3. If the teams remain tied, the number of goals scored in the preliminary round will decide.
4. If the teams remain tied, the tie will be broken by a draw.

Match description

- Each squad consists of 14 players. No more than seven players (usually six court players and one goalkeeper) may be present on the court at any time. The remaining players are substitutes.
- A player who is identified as a goalkeeper may become a court player at any time. Similarly, a court player may become a goalkeeper at any time as long as they are identified as a goalkeeper. If a team is playing without a goalkeeper, a maximum number of seven court players are allowed to be on the playing court at the same time.
- Substitutes may repeatedly enter the match at any time without notifying officials as long as the players they are replacing have already left the court.
- The court dimensions must be 40 metres in length by 20 metres in width.
- The court players must not enter the goal area (a half circle six metres in front of the goal)
- The goalkeeper is entitled to act as a court player, or the goalkeeper may be substituted by a court player (empty goal situation).
- The playing time is two halves of 30 minutes, with a 15-minute break between halves.
- Two referees officiate the match.
- Teams attempt to gain the highest number of goals to win the match.

The attacker in possession of the ball:

- Is entitled to bounce the ball as often as the player likes. If the player catches the ball, they are allowed to take a maximum of three steps with it, then they must pass or shoot.
- Is allowed to fly above the goal area (by jumping at the goal area line (six-metre line) but must not enter it with the ball in their hands.



The defender:

- Is allowed to make body contact in a one-on-one situation.
- Must not hit.
- Must not hold or restrain.
- Must not strike or pull back the opponent's throwing arm.
- Must not spoil a clear chance of scoring by illegal means. This always leads to a seven-metre penalty throw.

Punishments/disqualification rules

The players and team officials are punished during a match according to the IHF rules of the game and IHF regulations. A player, a team official or a team may be disqualified from the tournament due to a breach of sport ethics, rules or by violating anti-doping regulations.

The following penalties may be given to players or team officials by the referee:

- Yellow card (warning).
- Two-minute suspension.
- Red card (awarded directly, or for a player's third two-minute suspension. The disqualified player or team official can take no further part in the match, but after two minutes, the team may bring on another player).
- Blue card (shown in addition to a red card if further disciplinary action will be taken after the match).
- If a team official receives a two-minute suspension, red card or blue card, one player must leave the court for the duration of the suspension.

Appeals

The teams can submit appeals on decisions made by the disciplinary commission to the jury of appeal.

For further information, please consult: www.ihf.info



Medallists by Event

種目別メダリスト / Médaillé(e)s par épreuve

As of SUN 8 AUG 2021 at 16:33

Event	Date	Medal	Name	NOC Code
Men	SAT 7 AUG	GOLD	5 REMILI Nedim 7 LAGARDE Romain 9 RICHARDSON Melvyn 10 MEM Dika 11 TOURNAT Nicolas 12 GERARD Vincent 13 KARABATIC Nikola 14 MAHE Kentin 16 GENTY Yann 17 NGUESSAN Timothy 19 ABALO Luc 21 GUIGOU Michael 22 KARABATIC Luka 23 FABREGAS Ludovic 25 DESCAT Hugo 28 PORTE Valentin	FRA
		SILVER	1 LANDIN Niklas 4 LANDIN Magnus 7 JAKOBSEN Emil 15 SAUGSTRUP Magnus 17 SVAN Lasse 20 MOELLER Kevin 21 MOELLGAARD Henrik 22 MENSAH Mads 23 TOFT HANSEN Henrik 24 HANSEN Mikkel 25 OLSEN Morten 26 HANSEN Johan 28 ANDERSSON Lasse 32 HOLM Jacob 33 GIDSEL Mathias	DEN
		BRONZE	1 PEREZ de VARGAS MORENO Gonzalo 3 GURBINDO MARTINEZ Eduardo 5 MAQUEDA PENO Jorge 6 FERNANDEZ PEREZ Angel 9 ENTRERRIOS RODRIGUEZ Raul 10 DUJSHEBAEV DOVICHEBAEVA Alex 11 SARMIENTO MELIAN Daniel 12 CORRALES RODAL Rodrigo 13 AGUINAGALDE AQUIZU Julen 14 SOLE SALA Ferran 17 FIGUERAS TREJO Adrian 24 MORROS de ARGILA Viran 27 GARCIA ROBLEDO Antonio 28 GOMEZ ABELLO Aleix 30 GUARDIOLA VILLAPLANA Gedeon 51 SANCHEZ-MIGALLON NARANJO Miguel	ESP



Medallists by Event

種目別メダリスト / Médaillé(e)s par épreuve

As of SUN 8 AUG 2021 at 16:33

Event	Date	Medal	Name	NOC Code
Women	SUN 8 AUG	GOLD	2 NOCANDY Meline 3 DANCETTE Blandine 4 COATANEA Pauline 6 VALENTINI Chloe 7 PINEAU Allison 8 LASSOURCE Coralie 10 ZAADI DEUNA Grace 12 LEYNAUD Amandine 15 NIAKATE Kalidiatou 16 DARLEUX Cleopatre 19 SERCIEN UGOLIN Oceane 20 FLIPPES Laura 24 EDWIGE Beatrice 26 FOPPA Pauletta 27 NZE MINKO Estelle 64 LACRABERE Alexandra	FRA
		SILVER	1 SEDOYKINA Anna 2 KUZNETSOVA Polina 3 GORSHKOVA Polina 7 DMITRIEVA Daria 8 SEN Anna 13 VYAKHIREVA Anna 14 VEDEKHINA Polina 17 BOBROVNIKOVA Vladlena 19 MAKEEVA Kseniia 23 MIKHAYLICHENKO Elena 25 FOMINA Olga 33 ILINA Ekaterina 36 MANAGAROVA Iuliia 39 SKOROBOGATCHENKO Antonina 88 KALININA Viktoriia	ROC
		BRONZE	2 REISTAD Henny 4 KRISTIANSEN Veronica 5 FRAFJORD Marit Malm 7 SKOGRAND Stine 9 MOERK Nora 10 BREDAL OFTEDAL Stine 12 SOLBERG Silje 13 BRATTSET DALE Kari 16 LUNDE Katrine 20 JACOBSEN Marit 23 HERREM Camilla 24 SOLBERG ISAKSEN Sanna 25 BREISTOEL Kristine 26 TOMAC Marta 34 JOHANSEN Vilde Ingeborg	NOR



Medallists

メダリスト / Médaillé(e)s

GOLD	SILVER	BRONZE
FRA - France	DEN - Denmark	ESP - Spain
5 REMILI Nedim	1 LANDIN Niklas	1 PEREZ de VARGAS MORENO Gonzalo
7 LAGARDE Romain	4 LANDIN Magnus	3 GURBINDO MARTINEZ Eduardo
9 RICHARDSON Melvyn	7 JAKOBSEN Emil	5 MAQUEDA PENO Jorge
10 MEM Dika	15 SAUGSTRUP Magnus	6 FERNANDEZ PEREZ Angel
11 TOURNAT Nicolas	17 SVAN Lasse	9 ENTREERRIOS RODRIGUEZ Raul
12 GERARD Vincent	20 MOELLER Kevin	10 DUJSHEBAEV DOVICHEBAEVA Alex
13 KARABATIC Nikola	21 MOELLGAARD Henrik	11 SARMIENTO MELIAN Daniel
14 MAHE Kentin	22 MENSAH Mads	12 CORRALES RODAL Rodrigo
16 GENTY Yann	23 TOFT HANSEN Henrik	13 AGUINAGALDE AQUIZU Julen
17 NGUESSAN Timothy	24 HANSEN Mikkel	14 SOLE SALA Ferran
19 ABALO Luc	25 OLSEN Morten	17 FIGUERAS TREJO Adrian
21 GUIGOU Michael	26 HANSEN Johan	24 MORROS de ARGILA Viran
22 KARABATIC Luka	28 ANDERSSON Lasse	27 GARCIA ROBLEDO Antonio
23 FABREGAS Ludovic	32 HOLM Jacob	28 GOMEZ ABELLO Aleix
25 DESCAT Hugo	33 GIDSEL Mathias	30 GUARDIOLA VILLAPLANA Gedeon
28 PORTE Valentin		51 SANCHEZ-MIGALLON NARANJO Miguel



REVISED
 24 JUL 8:12

Team Roster
 チーム登録名簿 / Composition de l'équipe
 As of SAT 24 JUL 2021

ARG - Argentina

No.	Name	Shirt Name	Pos.	L/R	Date of Birth	Age	Height m / ft in	Weight kg / lbs	Club	Int. Matches Played	Int. Goals Scored
2	FERNANDEZ Federico Gaston	FERNANDEZ	LW	R	17 OCT 1989	31	1.91 / 6'3"	88 / 194	San Fernando, Buenos Aires (ARG)	186	686
3	PIZARRO Federico	PIZARRO F.	RB	L	7 SEP 1986	34	1.83 / 6'0"	84 / 185	Ciudad Encantada, Cuenca (ESP)	215	715
4	SIMONET Sebastian Alejandro	SIMONET S.	CB	R	12 MAY 1986	35	1.89 / 6'2"	93 / 205	Villa Ballester, Buenos Aires (ARG)	190	405
5	VAINSTEIN Pablo	VAINSTEIN	RB	L	18 JUL 1989	32	1.84 / 6'0"	85 / 187	Balomano Benidorm, Benidorm (ESP)	105	112
6	SIMONET Diego Esteban	SIMONET D.	CB	R	26 DEC 1989	31	1.89 / 6'2"	88 / 194	MHB Montpellier, Montpellier (FRA)	105	324
7	PIZARRO Ignacio	PIZARRO I.	LW	R	8 FEB 1990	31	1.78 / 5'10"	85 / 187	San Fernando, Buenos Aires (ARG)	59	163
8	SIMONET Pablo Ariel	SIMONET P.	LB	R	4 MAY 1992	29	1.85 / 6'1"	90 / 198	Ciudad Encantada, Cuenca (ESP)	100	223
10	MARTINEZ CAMI Pedro	MARTINEZ CAMI	CB	R	20 DEC 1999	21	1.90 / 6'3"	82 / 181	Ademar Leon, Leon (ESP)	10	20
11	MOSCARIELLO Lucas Dario	MOSCARIELLO	P	R	19 FEB 1992	29	1.90 / 6'3"	94 / 207	MHB Montpellier, Montpellier (FRA)	69	147
15	CAROU Gonzalo Matias	CAROU	P	R	15 AUG 1979	41	1.90 / 6'3"	100 / 220	Puerto Sagunto, Valencia (ESP)	266	247
20	MARTINEZ Ramiro	MARTINEZ	RW	L	22 JUL 1995	25	1.80 / 5'11"	84 / 185	Balonmano Sinfín, Santander (ESP)	37	81
22	MOURINO Gaston Alberto	MOURIÑO	P	R	12 OCT 1994	26	1.92 / 6'4"	102 / 225	Don Cossacks Taganrog, Taganrog (RUS)	44	71
40	MACIEL Leonel Carlos Sergio	MACIEL	GK	R	4 JAN 1989	32	1.92 / 6'4"	90 / 198	Futbol Club Barcelona, Barcelona (ESP)	89	11
77	BONANNO Nicolas	BONANNO	LB	R	18 NOV 1991	29	1.98 / 6'6"	98 / 216	Anaitasuna, Pamplona (ESP)	56	56
87	BAR Juan Manuel	BAR	GK	R	29 JUN 1987	34	1.90 / 6'3"	92 / 203	Anaitasuna, Pamplona (ESP)	40	2
						Team Average	30.7	1.88 / 6'2"	90 / 199	104.7	
Uniform Colours		Shirt	Shorts			Officials:					
Team 1st		Light Blue and White	Black			A	MILANO Guillermo	(Assistant Coach)			
Team 2nd		Blue	White			B	CADENAS MONTANES Manuel (ESP)	(Coach)			
Team 3rd		Black	Black			C	CAZON Guillermo Hector	(Assistant Coach)			
Goalkeeper 1st		Red	Black			D	MARINO Carlos Eduardo	(Physiotherapist)			
Goalkeeper 2nd		Yellow	Black			E	NEBULONI Jorge Horacio	(Team Official)			
Goalkeeper 3rd		Green	Black								

Note:
 Uniform numbers will be confirmed at the Technical Meeting and under exceptional circumstances could still be changed right up to the start of the competition.
 The player's age has been calculated based on the day of update.
 Number of international matches played on Senior level.

Legend:	CB Centre Back	GK Goalkeeper	Int. International	L Left Handed	LB Left Back
	LW Left Wing	No. Uniform Number	P Pivot	Pos. Position	R Right Handed
	RB Right Back	RW Right Wing			

REVISED Updated Int Matches played and Int Goals scored



Team Roster

チーム登録名簿 / Composition de l'équipe
 As of FRI 23 JUL 2021

BRA - Brazil

No.	Name	Shirt Name	Pos.	L/R	Date of Birth	Age	Height m / ft in	Weight kg / lbs	Club	Int. Matches Played	Int. Goals Scored
4	SILVA Joao Pedro	SILVA	CB	R	29 JAN 1994	27	1.90 / 6'3"	95 / 209	Balonmano Puente Genil, Puente Genil (ESP)	64	114
5	TORRIANI Guilherme	TORRIANI	LW	R	6 FEB 1999	22	1.86 / 6'1"	80 / 176	Handebol Taubate, Taubate (BRA)	16	27
10	TOLEDO Jose Guilherme	TOLEDO	RB	L	11 JAN 1994	27	1.93 / 6'4"	103 / 227	CS Minaur Baia Mare, Baia Mare (ROU)	89	224
13	MORAES Rogerio	MORAES	P	R	11 JAN 1994	27	2.04 / 6'8"	125 / 276	Telekom Veszprem HC, Veszprem (HUN)	44	98
14	PETRUS Thiagus	PETRUS	LB	R	25 JAN 1989	32	1.98 / 6'6"	107 / 236	Barcelona, Barcelona (ESP)	152	228
16	da ROSA Rangel	DA ROSA	GK	R	11 MAY 1996	25	1.89 / 6'2"	99 / 218	CB Ciudad de Logrono, Logrono (ESP)	34	3
18	BORGES Felipe	BORGES	LW	R	4 MAY 1985	36	1.88 / 6'2"	88 / 194	US Creteil Handball, Creteil (FRA)	223	796
19	CHIUFFA Fabio	CHIUFFA	RW	L	10 MAR 1989	32	1.87 / 6'2"	85 / 187	HC Dobrogea Sud, Constanta (ROU)	157	404
25	TEIXEIRA Vinicius	TEIXEIRA	P	R	3 APR 1988	33	1.88 / 6'2"	110 / 243	Handebol Taubate, Taubate (BRA)	146	551
33	DUTRA Leonardo	DUTRA	LB	R	29 MAR 1996	25	1.84 / 6'0"	93 / 205	Orlen Wisla Plock, Plock (POL)	27	63
35	PONCIANO Thiago	PONCIANO	LB	R	8 MAY 1994	27	1.93 / 6'4"	104 / 229	Ciudad Encantada, Cuenca (ESP)	39	26
37	LANGARO Haniel	LANGARO	LB	R	7 MAR 1995	26	1.97 / 6'6"	100 / 220	Barcelona, Barcelona (ESP)	82	364
62	VIAL TERCARIOL Leonardo	TERÇARIOL	GK	R	14 APR 1987	34	1.94 / 6'4"	104 / 229	Benidorm Foietes, Benidorm (ESP)	53	4
77	HACKBARTH Rudolph	HACKBARTH	RW	L	10 MAR 1994	27	1.89 / 6'2"	87 / 192	CB Ciudad de Logrono, Logrono (ESP)	51	126
95	RODRIGUES Gustavo	RODRIGUES	RB	L	9 APR 1995	26	1.90 / 6'3"	100 / 220	Pontault-Combault, Pontault-Combault (FRA)	47	115
						Team Average	28.4	1.91 / 6'3"	99 / 218	81.6	
Uniform Colours		Shirt	Shorts				Officials:				
Team 1st		Yellow	Blue				A	GONCALVES ACUNA RAMIREZ Giancarlos (Assistant Coach)			
Team 2nd		Blue	Blue				B	de OLIVEIRA Marcus Ricardo (Coach)			
Team 3rd		Green	Green				C	BORTOLINI Leonardo (Assistant Coach)			
Goalkeeper 1st		Green	Black				D	dos SANTOS Daniel Augusto (Physiotherapist)			
Goalkeeper 2nd		Black	Black				E	AKIO UMEZU Rafael (Team Official)			
Goalkeeper 3rd		Red	Black								

Note:
 Uniform numbers will be confirmed at the Technical Meeting and under exceptional circumstances could still be changed right up to the start of the competition.
 The player's age has been calculated based on the day of update.
 Number of international matches played on Senior level.

Legend:	
CB Centre Back	GK Goalkeeper
LW Left Wing	No. Uniform Number
RB Right Back	RW Right Wing
Int. International	L Left Handed
P Pivot	Pos. Position
	LB Left Back
	R Right Handed



REVISED
 24 JUL 8:14

Team Roster

チーム登録名簿 / Composition de l'équipe
 As of SAT 24 JUL 2021

BRN - Bahrain

No.	Name	Shirt Name	Pos.	L/R	Date of Birth	Age	Height m / ft in	Weight kg / lbs	Club	Int. Matches Played	Int. Goals Scored
1	MAHFOODH Husain	HUSAIN	GK	R	29 JUN 2001	20	1.87 / 6'2"	93 / 205	Al Ahli, Al Ahli (BRN)	51	5
3	EID Ali	ALI	P	R	18 JAN 1991	30	1.77 / 5'10"	105 / 231	Al Najma, Al Najma (BRN)	69	125
8	ALI Hasan	HASAN	RB	L	18 JUN 1998	23	1.79 / 5'10"	87 / 192	Al Tadamun, Al Tadamun (BRN)	30	75
9	ALSAMAHJI Hasan	HASAN	LW	R	22 FEB 1991	30	1.76 / 5'9"	79 / 174	Al Ahli, Al Ahli (BRN)	95	253
15	ABDULREDHA Mohamed	MOHAMED	RB	R	27 SEP 1989	31	1.83 / 6'0"	86 / 190	Al Ahli, Al Ahli (BRN)	64	92
18	FADHUL Ahmed	AHMED	RW	L	31 JAN 1998	23	1.70 / 5'7"	69 / 152	Al Shebab, Al Shebab (BRN)	74	137
19	ALI Mohamed	MOHAMED	P	R	17 APR 1987	34	1.87 / 6'2"	99 / 218	Al Najma, Al Najma (BRN)	89	15
21	ALI Mohamed	MOHAMED	GK	R	12 AUG 1989	31	1.87 / 6'2"	112 / 247	Al Najma, Al Najma (BRN)	450	25
50	ALMAQABI Ahmed	AHMED	CB	R	26 OCT 1994	26	1.72 / 5'8"	84 / 185	Barbar, Barbar (BRN)	78	150
66	MAHFOODH Komail	KOMAIL	LB	R	28 APR 1992	29	1.89 / 6'2"	88 / 194	Al Najma, Al Najma (BRN)	74	137
77	ALI Ali Merza	ALI	LB	R	7 JUL 1988	33	1.84 / 6'0"	84 / 185	Al Sharjah Sports Club (UAE)	159	433
89	HABIB Mahdi	MAHDI	LW	R	15 MAR 1989	32	1.73 / 5'8"	78 / 172	Al Najma, Al Najma (BRN)	129	275
93	AHMED Mohamed	MOHAMED	RB	R	20 JUL 1993	27	1.85 / 6'1"	90 / 198	Barbar, Barbar (BRN)	300	650
95	MOHAMED Mohamed	MOHAMED	CB	R	7 FEB 2001	20	1.79 / 5'10"	83 / 183	Al Najma, Al Najma (BRN)	65	158
99	ALSAYYAD Husain	HUSAIN	CB	R	14 JAN 1988	33	1.76 / 5'9"	79 / 174	Al Wahda (KSA)	482	120
						Team Average	28.1	1.80 / 5'11"	88 / 193	147.3	
Uniform Colours		Shirt	Shorts			Officials:					
Team 1st		Red	Red			A	ALNAJEM Ahmed	(Team Official)			
Team 2nd		White	White			B	KRIST JANSSON Aron (ISL)	(Coach)			
Team 3rd		Gold	Gold			C	ABDULLA Esam	(Assistant Coach)			
Goalkeeper 1st		Black	Black			D	ALMESHAIMA Maitham	(Physiotherapist)			
Goalkeeper 2nd		Grey	Black			E	EATMADI Ismaeel	(Doctor)			
Goalkeeper 3rd		Dark Blue	Black								

Note:
 Uniform numbers will be confirmed at the Technical Meeting and under exceptional circumstances could still be changed right up to the start of the competition.
 The player's age has been calculated based on the day of update.
 Number of international matches played on Senior level.

Legend:			
CB	Centre Back	GK	Goalkeeper
LW	Left Wing	No.	Uniform Number
RB	Right Back	RW	Right Wing
		Int.	International
		P	Pivot
		L	Left Handed
		Pos.	Position
		LB	Left Back
		R	Right Handed

REVISED Updated Heights and Weights



Team Roster

チーム登録名簿 / Composition de l'équipe
 As of FRI 23 JUL 2021

DEN - Denmark

No.	Name	Shirt Name	Pos.	L/R	Date of Birth	Age	Height m / ft in	Weight kg / lbs	Club	Int. Matches Played	Int. Goals Scored
1	LANDIN Niklas	LANDIN	GK	R	19 DEC 1988	32	2.01 / 6'7"	105 / 231	THW Kiel, Kiel (GER)	225	10
4	LANDIN Magnus	M. LANDIN	LW	R	20 AUG 1995	25	1.97 / 6'6"	92 / 203	THW Kiel, Kiel (GER)	79	164
7	JAKOBSEN Emil	JAKOBSEN	LW	R	24 JAN 1998	23	1.92 / 6'4"	86 / 190	SG Flensburg-Handewitt, Flensburg (GER)	17	60
15	SAUGSTRUP Magnus	SAUGSTRUP	P	R	12 JUL 1996	25	1.97 / 6'6"	101 / 223	SC Magdeburg, Magdeburg (GER)	30	58
17	SVAN Lasse	SVAN	RW	L	31 AUG 1983	37	1.85 / 6'1"	85 / 187	SG Flensburg-Handewitt, Flensburg (GER)	228	539
20	MOELLER Kevin	MØLLER	GK	R	20 JUN 1989	32	2.00 / 6'7"	103 / 227	SG Flensburg-Handewitt, Flensburg (GER)	41	5
21	MOELGAARD Henrik	MØLLGAARD	LB	R	2 JAN 1985	36	1.97 / 6'6"	102 / 225	Aalborg Handbold, Aalborg (DEN)	172	181
22	MENSAH Mads	MENSAH	CB	R	12 AUG 1991	29	1.88 / 6'2"	105 / 231	SG Flensburg-Handewitt, Flensburg (GER)	150	278
23	TOFT HANSEN Henrik	H. TOFT	P	R	18 DEC 1986	34	2.00 / 6'7"	104 / 229	Paris Saint-Germain HB, Paris (FRA)	132	234
24	HANSEN Mikkel	HANSEN	LB	R	22 OCT 1987	33	1.96 / 6'5"	93 / 205	Paris Saint-Germain HB, Paris (FRA)	223	1129
25	OLSEN Morten	OLSEN	CB	R	11 OCT 1984	36	1.87 / 6'2"	95 / 209	GOG Handbold, Gudme (DEN)	110	214
26	HANSEN Johan	J. HANSEN	RW	L	1 MAY 1994	27	1.90 / 6'3"	90 / 198	TSV Hannover-Burgdorf, Hannover (GER)	45	95
28	ANDERSSON Lasse	ANDERSSON	LB	R	11 MAR 1994	27	1.96 / 6'5"	98 / 216	Fuechse Berlin, Berlin (GER)	45	54
32	HOLM Jacob	HOLM	LB	R	5 SEP 1995	25	1.95 / 6'5"	94 / 207	Fuechse Berlin, Berlin (GER)	40	107
33	GIDSEL Mathias	GIDSEL	RB	L	8 FEB 1999	22	1.90 / 6'3"	86 / 190	GOG Handbold, Gudme (DEN)	17	70
						Team Average	29.5	1.94 / 6'4"	96 / 211	103.6	
Uniform Colours		Shirt	Shorts			Officials:					
Team 1st		Red	White			A	JOHANSEN Kai		(Team Official)		
Team 2nd		White	Red			B	JACOBSEN Nikolaj		(Coach)		
Team 3rd		Black	Black			C	KRONBORG Henrik		(Assistant Coach)		
Goalkeeper 1st		Blue	Black			D	GREVE Anja		(Physiotherapist)		
Goalkeeper 2nd		Grey	Black			E	BRUUN Michael		(Assistant Coach)		
Goalkeeper 3rd		Yellow	Black			F	STORGAARD Morten		(Doctor)		

Note:
 Uniform numbers will be confirmed at the Technical Meeting and under exceptional circumstances could still be changed right up to the start of the competition.
 The player's age has been calculated based on the day of update.
 Number of international matches played on Senior level.

Legend:			
CB	Centre Back	GK	Goalkeeper
LW	Left Wing	No.	Uniform Number
RB	Right Back	RW	Right Wing
Int.	International	L	Left Handed
P	Pivot	Pos.	Position
		LB	Left Back
		R	Right Handed



Team Roster

チーム登録名簿 / Composition de l'équipe
 As of FRI 23 JUL 2021

EGY - Egypt

No.	Name	Shirt Name	Pos.	L/R	Date of Birth	Age	Height m / ft in	Weight kg / lbs	Club	Int. Matches Played	Int. Goals Scored
5	OMAR Yahia	YAHIA	RB	L	9 SEP 1997	23	1.94 / 6'4"	92 / 203	Veszprem, Veszprem (HUN)	52	171
15	MOHAMED Ahmed	HESHAM	LB	R	15 MAY 2000	21	1.91 / 6'3"	92 / 203	Nimes, Nimes (FRA)	40	30
24	ELMASRY Ibrahim	ELMASRY	P	R	11 MAR 1989	32	1.92 / 6'4"	105 / 231	Ahli, Cairo (EGY)	249	74
25	NAWAR Wisam	WISAM	P	R	14 FEB 1990	31	1.84 / 6'0"	115 / 254	Zamalek, Cairo (EGY)	109	42
31	ELWAKIL Omar	ELWAKIL	LW	R	14 MAY 1988	33	1.74 / 5'9"	79 / 174	Zamalek, Cairo (EGY)	205	264
39	ELDERAA Yehia	ELDERAA	CB	R	17 JUL 1995	26	1.92 / 6'4"	94 / 207	Zamalek, Cairo (EGY)	143	264
42	KADDAH Hassan	H.KADDAH	LB	R	1 MAY 2000	21	2.05 / 6'9"	113 / 249	Zamalek, Cairo (EGY)	39	38
45	ELDERAA Seif	S.ELDERAA	CB	R	19 SEP 1998	22	1.87 / 6'2"	86 / 190	Zamalek, Cairo (EGY)	39	66
66	ELAHMAR Ahmed	ELAHMAR	RB	L	27 JAN 1984	37	1.86 / 6'1"	85 / 187	Zamalek, Cairo (EGY)	322	999
80	MESILHY Ahmed	ADEL	P	L	25 NOV 1994	26	1.84 / 6'0"	94 / 207	Ahli, Cairo (EGY)	12	6
88	HENDAWY Karim	K.HENDAWY	GK	R	1 MAY 1988	33	1.88 / 6'2"	94 / 207	Zamalek, Cairo (EGY)	163	4
89	SHEBIB Mohamed	MAMDOUH	P	R	1 APR 1989	32	1.94 / 6'4"	98 / 216	CS Dinamo Bucuresti, Bucharest (ROU)	244	288
90	MOHAMED Ali	A.ZEIN	LB	R	14 DEC 1990	30	1.93 / 6'4"	97 / 214	Barcelona, Barcelona (ESP)	299	409
91	SANAD Mohammad	SANAD	RW	L	16 JAN 1991	30	1.88 / 6'2"	86 / 190	Nimes, Nimes (FRA)	152	373
96	ELTAYAR Mohamed	ELTAYAR	GK	R	7 APR 1996	25	1.91 / 6'3"	86 / 190	Ahli, Cairo (EGY)	65	0
Team Average						28.1	1.90 / 6'3"	94 / 208		142.2	
Uniform Colours		Shirt	Shorts				Officials:				
Team 1st		Red	Black				A	ABUZEID Noureldin	(Team Official)		
Team 2nd		White	Black				B	PARRONDO Roberto (ESP)	(Coach)		
Team 3rd		Black	Black				C	MOSA Mohamed	(Doctor)		
Goalkeeper 1st		Black	Black				D	LOSERT Venio (CRO)	(Assistant Coach)		
Goalkeeper 2nd		Blue	Black				E	CARTON LLORENTE Antonio (ESP)	(Physiotherapist)		
Goalkeeper 3rd		Yellow	Black								

Note:
 Uniform numbers will be confirmed at the Technical Meeting and under exceptional circumstances could still be changed right up to the start of the competition.
 The player's age has been calculated based on the day of update.
 Number of international matches played on Senior level.

Legend:			
CB	Centre Back	GK	Goalkeeper
LW	Left Wing	No.	Uniform Number
RB	Right Back	RW	Right Wing
Int.	International	L	Left Handed
P	Pivot	Pos.	Position
		LB	Left Back
		R	Right Handed



Team Roster

チーム登録名簿 / Composition de l'équipe
As of FRI 23 JUL 2021

ESP - Spain

No.	Name	Shirt Name	Pos.	L/R	Date of Birth	Age	Height m / ft in	Weight kg / lbs	Club	Int. Matches Played	Int. Goals Scored
1	PEREZ de VARGAS MORENO Gonzalo	P. DE VARGAS	GK	R	10 JAN 1991	30	1.89 / 6'2"	84 / 185	FC Barcelona, Barcelona (ESP)	127	11
3	GURBINDO MARTINEZ Eduardo	GURBINDO	RB	L	8 NOV 1987	33	1.95 / 6'5"	92 / 203	HBC Nantes, Nantes (FRA)	130	173
5	MAQUEDA PENO Jorge	MAQUEDA	RB	L	6 FEB 1988	33	1.97 / 6'6"	102 / 225	MKB Veszprem, Veszprem (HUN)	152	389
6	FERNANDEZ PEREZ Angel	A. FERNANDEZ	LW	R	16 SEP 1988	32	1.93 / 6'4"	88 / 194	Vive Kielce, Kielce (POL)	75	231
9	ENTRERRIOS RODRIGUEZ Raul	ENTRERRIOS	CB	R	12 FEB 1981	40	1.93 / 6'4"	89 / 196	FC Barcelona, Barcelona (ESP)	283	652
10	DUJSHEBAEV DOVICHEBAEVA Alex	A. DUJSHEBAEV	RB	L	17 DEC 1992	28	1.88 / 6'2"	88 / 194	KS VIVE Kielce, Kielce (POL)	114	319
11	SARMIENTO MELIAN Daniel	SARMIENTO	CB	R	25 AUG 1983	37	1.88 / 6'2"	87 / 192	Saint Raphael VHB, Saint Raphael (FRA)	132	259
12	CORRALES RODAL Rodrigo	CORRALES	GK	R	24 JAN 1991	30	2.00 / 6'7"	99 / 218	MKB Veszprem, Veszprem (HUN)	86	3
13	AGUINAGALDE AQUIZU Julen	AGINAGALDE	P	R	8 DEC 1982	38	1.96 / 6'5"	110 / 243	CD Bidasoa, Irun (ESP)	197	470
14	SOLE SALA Ferran	SOLE	RW	L	25 AUG 1992	28	1.93 / 6'4"	88 / 194	PSG Handball, Paris (FRA)	64	268
17	FIGUERAS TREJO Adrian	FIGUERAS	P	R	31 AUG 1988	32	1.93 / 6'4"	90 / 198	HBC Nantes, Nantes (FRA)	80	197
24	MORROS de ARGILA Viran	MORROS	LB	R	15 DEC 1983	37	1.99 / 6'6"	99 / 218	Fuechse Berlin, Berlin (GER)	243	168
27	GARCIA ROBLEDO Antonio	A. GARCIA	LB	R	6 MAR 1984	37	1.90 / 6'3"	99 / 218	BM Granollers, Granollers (ESP)	78	145
28	GOMEZ ABELLO Aleix	A. GOMEZ	RW	L	7 MAY 1997	24	1.84 / 6'0"	78 / 172	FC Barcelona, Barcelona (ESP)	46	147
30	GUARDIOLA VILLAPLANA Gedeon	GUARDIOLA	P	R	1 OCT 1984	36	1.98 / 6'6"	105 / 231	TBV Lemgo, Lemgo (GER)	158	188
						Team Average	33.0	1.93 / 6'4"	93 / 205	131.0	
Uniform Colours		Shirt	Shorts			Officials:					
Team 1st		Red	Blue			A	RIBERA ROMANS Jordi	(Coach)			
Team 2nd		White	White			B	MONTES AGUERA Cesar Jesus	(Assistant Coach)			
Team 3rd		Dark Blue	Dark Blue			C	MUNOZ BENITO Juan Jose	(Doctor)			
Goalkeeper 1st		Yellow	Black			D	LLORENTE RUIZ Francisco Daniel	(Physiotherapist)			
Goalkeeper 2nd		Pink	Blue Light			E	RIVILLA GARCIA Jesus	(Assistant Coach)			
Goalkeeper 3rd		Blue Light	Black			F	CAAMANO BALLESTIN Juan	(Team Official)			

Note:
Uniform numbers will be confirmed at the Technical Meeting and under exceptional circumstances could still be changed right up to the start of the competition.
The player's age has been calculated based on the day of update.
Number of international matches played on Senior level.

Legend:									
CB	Centre Back	GK	Goalkeeper	Int.	International	L	Left Handed	LB	Left Back
LW	Left Wing	No.	Uniform Number	P	Pivot	Pos.	Position	R	Right Handed
RB	Right Back	RW	Right Wing						



Team Roster

チーム登録名簿 / Composition de l'équipe
 As of FRI 23 JUL 2021

FRA - France

No.	Name	Shirt Name	Pos.	L/R	Date of Birth	Age	Height m / ft in	Weight kg / lbs	Club	Int. Matches Played	Int. Goals Scored
5	REMILI Nedim	REMILI	CB	L	18 JUL 1995	26	1.95 / 6'5"	101 / 223	PSG Handball, Paris (FRA)	84	253
9	RICHARDSON Melvyn	RICHARDSON	RB	L	31 JAN 1997	24	1.90 / 6'3"	94 / 207	FC Barcelona, Barcelona (ESP)	36	82
10	MEM Dika	MEM	RB	L	31 AUG 1997	23	1.94 / 6'4"	106 / 234	FC Barcelona, Barcelona (ESP)	67	181
11	TOURNAT Nicolas	TOURNAT	P	R	5 APR 1994	27	2.00 / 6'7"	111 / 245	Vive Kielce, Kielce (POL)	47	66
12	GERARD Vincent	GERARD	GK	R	16 DEC 1986	34	1.90 / 6'3"	100 / 220	PSG Handball, Paris (FRA)	112	16
13	KARABATIC Nikola	N. KARABATIC	CB	R	11 APR 1984	37	1.96 / 6'5"	104 / 229	PSG Handball, Paris (FRA)	313	1210
14	MAHE Kentin	MAHE	CB	R	22 MAY 1991	30	1.86 / 6'1"	91 / 201	Telekom Veszprem, Veszprem (HUN)	124	408
16	GENTY Yann	GENTY	GK	R	26 DEC 1981	39	1.85 / 6'1"	96 / 212	PSG Handball, Paris (FRA)	16	0
17	NGUESSAN Timothy	N'GUESSAN	LB	R	18 SEP 1992	28	1.96 / 6'5"	114 / 251	FC Barcelona, Barcelona (ESP)	87	175
19	ABALO Luc	ABALO	RW	L	6 SEP 1984	36	1.83 / 6'0"	86 / 190	Elverum Handball, Elverum (NOR)	278	836
21	GUIGOU Michael	GUIGOU	LW	R	28 JAN 1982	39	1.80 / 5'11"	76 / 168	USAM Nimes, Nimes (FRA)	298	1001
22	KARABATIC Luka	L.KARABATIC	P	R	19 APR 1988	33	2.02 / 6'8"	110 / 243	PSG Handball, Paris (FRA)	115	134
23	FABREGAS Ludovic	FABREGAS	P	R	1 JUL 1996	25	1.98 / 6'6"	103 / 227	FC Barcelona, Barcelona (ESP)	87	177
25	DESCAT Hugo	DESCAT	LW	R	16 AUG 1992	28	1.82 / 6'0"	92 / 203	Montpellier Handball, Montpellier (FRA)	17	66
28	PORTE Valentin	PORTE	RW	L	7 SEP 1990	30	1.90 / 6'3"	96 / 212	Montpellier Handball, Montpellier (FRA)	140	342
						Team Average	30.6	1.91 / 6'3"	99 / 218	121.4	
Uniform Colours		Shirt	Shorts			Officials:					
Team 1st		Blue	Blue			A	GILLE Guillaume	(Coach)			
Team 2nd		White	White			B	MATHE Erick	(Assistant Coach)			
Team 3rd		Red	Red			C	SEBASTIEN Pierre	(Doctor)			
Goalkeeper 1st		Orange Fluo	Black			D	MABIRE Jean-Christophe	(Physiotherapist)			
Goalkeeper 2nd		Black	Black			E	GAUTIER Sebastien	(Physiotherapist)			
Goalkeeper 3rd		Yellow/Green	Black			F	MAURELLI Olivier	(Assistant Coach)			

Note:
 Uniform numbers will be confirmed at the Technical Meeting and under exceptional circumstances could still be changed right up to the start of the competition.
 The player's age has been calculated based on the day of update.
 Number of international matches played on Senior level.

Legend:			
CB	Centre Back	GK	Goalkeeper
LW	Left Wing	No.	Uniform Number
RB	Right Back	RW	Right Wing
		Int.	International
		P	Pivot
		L	Left Handed
		Pos.	Position
		LB	Left Back
		R	Right Handed



Team Roster

チーム登録名簿 / Composition de l'équipe
 As of FRI 23 JUL 2021

GER - Germany

No.	Name	Shirt Name	Pos.	L/R	Date of Birth	Age	Height m / ft in	Weight kg / lbs	Club	Int. Matches Played	Int. Goals Scored
1	BITTER Johannes	BITTER	GK	R	2 SEP 1982	38	2.05 / 6'9"	105 / 231	HSV Hamburg, Hamburg (GER)	164	1
3	GENSHEIMER Uwe	GENSHEIMER	LW	R	26 OCT 1986	34	1.88 / 6'2"	89 / 196	Rhein-Neckar Loewen, Mannheim (GER)	198	905
4	GOLLA Johannes	GOLLA	P	R	5 NOV 1997	23	1.95 / 6'5"	110 / 243	SG Flensburg Handewitt, Flensburg (GER)	24	65
6	LEMKE Finn	LEMKE	LB	R	30 APR 1992	29	2.10 / 6'11"	115 / 254	MT Melsungen, Melsungen (GER)	85	33
13	PEKELER Hendrik	PEKELER	P	R	2 JUL 1991	30	2.03 / 6'8"	101 / 223	THW Kiel, Kiel (GER)	116	201
15	KNORR Juri	KNORR	CB	R	9 MAY 2000	21	1.90 / 6'3"	94 / 207	Rhein-Neckar Loewen, Mannheim (GER)	14	16
17	WEINHOLD Steffen	WEINHOLD	RB	L	19 JUL 1986	35	1.91 / 6'3"	94 / 207	THW Kiel, Kiel (GER)	131	310
20	WEBER Philipp	WEBER	CB	R	15 SEP 1992	28	1.94 / 6'4"	89 / 196	SC Magdeburg, Magdeburg (GER)	45	113
25	HAEFNER Kai	HÄFNER	RB	L	10 JUL 1989	32	1.92 / 6'4"	95 / 209	MT Melsungen, Melsungen (GER)	106	231
31	SCHILLER Marcel	SCHILLER	LW	R	15 AUG 1991	29	1.89 / 6'2"	89 / 196	Frisch Auf Goeppingen, Goeppingen (GER)	22	96
33	WOLFF Andreas	WOLFF	GK	R	3 MAR 1991	30	1.98 / 6'6"	105 / 231	KS PGE Vive Kielce, Kielce (POL)	110	13
35	KUEHN Julius	KUEHN	LB	R	1 APR 1993	28	1.98 / 6'6"	98 / 216	MT Melsungen, Melsungen (GER)	78	249
48	KOHLBACHER Jannik	KOHLBACHER	P	R	19 JUL 1995	26	1.93 / 6'4"	105 / 231	Rhein-Neckar Loewen, Mannheim (GER)	77	159
73	KASTENING Timo	KASTENING	RW	L	25 JUN 1995	26	1.80 / 5'11"	78 / 172	MT Melsungen, Melsungen (GER)	30	97
95	DRUX Paul	DRUX	CB	R	7 FEB 1995	26	1.92 / 6'4"	92 / 203	Fuechse Berlin, Berlin (GER)	101	190
						Team Average	29.0	1.95 / 6'5"	97 / 214	86.7	
Uniform Colours		Shirt	Shorts			Officials:					
Team 1st		White	White			A	GISLASON Alfred (ISL)		(Coach)		
Team 2nd		Black	Black			B	WUDTKE Erik		(Assistant Coach)		
Team 3rd		Black	Black			C	ANDERSSON Mattias (SWE)		(Assistant Coach)		
Goalkeeper 1st		Red	Red			D	STEUER Kurt		(Doctor)		
Goalkeeper 2nd		Yellow	Black			E	ROTH Reinhold		(Physiotherapist)		
Goalkeeper 3rd		Red	Black			F	GRAESCHUS Peter		(Physiotherapist)		
Goalkeeper 3rd		Blue	Black								

Note:
 Uniform numbers will be confirmed at the Technical Meeting and under exceptional circumstances could still be changed right up to the start of the competition.
 The player's age has been calculated based on the day of update.
 Number of international matches played on Senior level.

Legend:			
CB	Centre Back	GK	Goalkeeper
LW	Left Wing	No.	Uniform Number
RB	Right Back	RW	Right Wing
Int.	International	L	Left Handed
P	Pivot	Pos.	Position
		LB	Left Back
		R	Right Handed



Team Roster

チーム登録名簿 / Composition de l'équipe
 As of FRI 23 JUL 2021

JPN - Japan

No.	Name	Shirt Name	Pos.	L/R	Date of Birth	Age	Height m / ft in	Weight kg / lbs	Club	Int. Matches Played	Int. Goals Scored
10	SUGIOKA Naoki	SUGIOKA	LW	R	18 APR 1994	27			Toyota Auto Body, Aichi (JPN)	33	37
12	IWASHITA Yuta	IWASHITA	GK	R	21 JUN 1991	30			Toyota Boshoku Kyushu, Saga (JPN)	20	1
13	KASAHARA Kenya	KASAHARA	P	R	15 MAY 1988	33			Toyota Auto Body, Aichi (JPN)	77	46
15	BAIG Adamyuki	BAIG	LB	R	21 APR 1999	22			Chuo University, Tokyo (JPN)	43	79
18	NARITA Kohei	NARITA	LB	R	15 JUN 1989	32			Wakunaga Pharmaceutical, Hiroshima (JPN)	93	136
19	TOKUDA Shinnosuke	S.TOKUDA	RB	L	6 DEC 1995	25			Toyoda Gosei, Aichi (JPN)	63	224
20	WATANABE Jin	WATANABE	RB	L	17 JAN 1990	31			Toyota Auto Body, Aichi (JPN)	95	305
21	DOI Remi Anri	DOI	LW	R	28 SEP 1989	31			Zeekstar Tokyo, Tokyo (JPN)	60	145
22	SAKAI Motoki	SAKAI	GK	R	10 NOV 1995	25			Toyoda Gosei, Aichi (JPN)	25	3
25	MOTOKI Hiroki	MOTOKI	RW	L	14 FEB 1992	29			Osaki Electric, Saitama (JPN)	86	235
31	YOSHINO Tatsuki	YOSHINO	LB	R	13 JUL 1994	27			Toyota Auto Body, Aichi (JPN)	46	181
33	AGARIE Yuto	AGARIE	CB	R	6 JUL 1993	28			Zeekstar Tokyo, Tokyo (JPN)	69	238
38	MIZUMACHI Kotaro	MIZUMACHI	CB	R	13 MAR 1995	26			Toyoda Gosei, Aichi (JPN)	8	12
41	TOKUDA Rennosuke	R.TOKUDA	RB	L	15 MAY 1998	23			Tarnow, Cracow (POL)	11	20
43	YOSHIDA Shuichi	YOSHIDA	P	R	26 MAR 2001	20			Tarnow, Cracow (POL)	10	23
						Team Average	27.3			49.3	
Uniform Colours		Shirt	Shorts			Officials:	A TODOROKI Manabu (Assistant Coach)				
Team 1st		Orange	Orange				B SIGURDSSON Dagur (ISL) (Coach)				
Team 2nd		Black	Black				C PARECKI Antoni Jerzy (POL) (Assistant Coach)				
Team 3rd		White	Black				D OKIMOTO Nobukazu (Doctor)				
Goalkeeper 1st		Yellow	Black				E IIDA Junichiro (Physiotherapist)				
Goalkeeper 2nd		Sax Blue	Black				F KOTOSHIBA Somu (Physiotherapist)				
Goalkeeper 3rd		Green	Black								

Note:
 Uniform numbers will be confirmed at the Technical Meeting and under exceptional circumstances could still be changed right up to the start of the competition.
 The player's age has been calculated based on the day of update.
 Number of international matches played on Senior level.

Legend:		GK Goalkeeper		Int. International	L Left Handed	LB Left Back
CB Centre Back	No. Uniform Number	P Pivot	Pos. Position	R Right Handed		
LW Left Wing						
RB Right Back	RW Right Wing					



Team Roster

チーム登録名簿 / Composition de l'équipe
 As of FRI 23 JUL 2021

NOR - Norway

No.	Name	Shirt Name	Pos.	L/R	Date of Birth	Age	Height m / ft in	Weight kg / lbs	Club	Int. Matches Played	Int. Goals Scored
5	SAGOSEN Sander	Sagosen	LB	R	14 SEP 1995	25	1.95 / 6'5"		THW Kiel, Kiel (GER)	121	601
8	MYRHOL Bjarte	Myrhol	P	R	29 MAY 1982	39	1.92 / 6'4"		Skjern Handbold, Skjern (DEN)	257	795
10	FREDRIKSEN Magnus	Fredriksen	CB	R	24 MAY 1997	24	1.88 / 6'2"		HSG Wetzlar, Wetzlar (GER)	14	12
11	OEVERBY Petter	Oeverby	P	R	26 MAR 1992	29	1.99 / 6'6"		HC Erlangen, Erlangen (GER)	84	65
12	SAEVERAAS Kristian	Saeveraas	GK	L	22 JUN 1996	25	1.97 / 6'6"		Sc DHfK Leipzig Handball, Leipzig (GER)	30	1
15	TOENNESEN Kent Robin	Toennesen	RB	L	5 JUN 1991	30	1.95 / 6'5"		Telekom Vezprem, Vezprem (HUN)	114	297
17	JOENDAL Magnus	Joendal	LW	R	7 FEB 1988	33	1.84 / 6'0"		SG Flensburg Handewitt, Flensburg (GER)	171	552
19	BJOERNSEN Kristian	Bjoernsen	RW	L	10 JAN 1989	32	1.91 / 6'3"		Aalborg Handbold, Aalborg (DEN)	141	554
21	GULLERUD Magnus	Gullerud	P	R	13 NOV 1991	29			SC Magdeburg, Magdeburg (GER)	138	174
24	O'SULLIVAN Christian	O'Sullivan	CB	R	22 AUG 1991	29	1.90 / 6'3"		SC Magdeburg, Magdeburg (GER)	137	218
26	PETTERSEN Simen	PETTERSEN	LB	R	8 APR 1998	23	1.88 / 6'2"		Elverum Handball, Elverum (NOR)	6	5
27	REINKIND Harald	Reinkind	RB	L	17 AUG 1992	28	1.97 / 6'6"		THW Kiel, Kiel (GER)	121	245
30	BERGERUD Torbjorn	Bergerud	GK	L	16 JUL 1994	27	1.99 / 6'6"		SG Flensburg Handewitt, Flensburg (GER)	99	0
44	GULLIKSEN Kevin	Gulliksen	RW	L	9 NOV 1996	24	1.79 / 5'10"		GWD Minden, Minden (GER)	49	81
77	ABELVIK ROED Magnus	Abelvik Roed	RB	L	7 JUL 1997	24	2.04 / 6'8"		SG Flensburg Handewitt, Flensburg (GER)	59	118
Team Average						28.1	1.93 / 6'4"			102.7	
Uniform Colours		Shirt	Shorts			Officials:					
Team 1st		Blue	Blue			A	TOMAC Zeljko (CRO)		(Assistant Coach)		
Team 2nd		Red	Blue			B	BERGE Christian		(Coach)		
Team 3rd		White	Blue			C	LUND Boerge		(Assistant Coach)		
Goalkeeper 1st		Black	Black			D	MARKUSSEN Harald		(Physiotherapist)		
Goalkeeper 2nd		Blue	Black			E	EGE Steinar		(Team Official)		
Goalkeeper 3rd		Yellow	Black			F	VIKEN Ole Martin		(Team Official)		

Note:
 Uniform numbers will be confirmed at the Technical Meeting and under exceptional circumstances could still be changed right up to the start of the competition.
 The player's age has been calculated based on the day of update.
 Number of international matches played on Senior level.

Legend:									
CB	Centre Back	GK	Goalkeeper	Int.	International	L	Left Handed	LB	Left Back
LW	Left Wing	No.	Uniform Number	P	Pivot	Pos.	Position	R	Right Handed
RB	Right Back	RW	Right Wing						



Team Roster

チーム登録名簿 / Composition de l'équipe
 As of FRI 23 JUL 2021

POR - Portugal

No.	Name	Shirt Name	Pos.	L/R	Date of Birth	Age	Height m / ft in	Weight kg / lbs	Club	Int. Matches Played	Int. Goals Scored
4	PORTELA Pedro	PORTELA	RW	L	6 JAN 1990	31	1.84 / 6'0"	87 / 192	HBC Nantes, Nantes (FRA)	106	350
5	DUARTE Gilberto	DUARTE	LB	R	6 JUL 1990	31	1.96 / 6'5"	107 / 236	Montpellier Handball, Montpellier (FRA)	104	298
8	ITURRIZA Victor	ITURRIZA	P	R	22 MAY 1990	31	1.94 / 6'4"	120 / 265	FC Porto, Porto (POR)	18	56
9	FERRAZ Joao	FERRAZ	RB	L	8 JAN 1990	31	1.99 / 6'6"	101 / 223	HSC Suhr Aarau, Aarau (SUI)	97	163
10	MARTINS Miguel	MARTINS	CB	R	4 NOV 1997	23	1.94 / 6'4"	91 / 201	SC Pick Szeged, Szeged (HUN)	59	142
14	SILVA Rui	SILVA	CB	R	28 APR 1993	28	1.85 / 6'1"	86 / 190	FC Porto, Porto (POR)	96	158
15	SALINA Daymaro	SALINA	P	R	1 SEP 1987	33	2.02 / 6'8"	114 / 251	FC Porto, Porto (POR)	60	115
16	GOMES Humberto	H. GOMES	GK	R	1 JAN 1978	43	1.93 / 6'4"	104 / 229	Povoa AC, Povoa (POR)	88	1
22	BORGES Alexis	BORGES	P	R	6 OCT 1991	29	1.98 / 6'6"	112 / 247	Montpellier HB, Montpellier (FRA)	42	70
23	BRANQUINHO Diogo	BRANQUINHO	LW	R	25 JUL 1994	26	1.84 / 6'0"	94 / 207	FC Porto, Porto (POR)	58	136
25	AREIA Antonio	AREIA	RW	L	21 JUN 1990	31	1.89 / 6'2"	90 / 198	FC Porto, Porto (POR)	61	173
27	GOMES Andre	A. GOMES	LB	R	27 JUL 1998	22	1.92 / 6'4"	98 / 216	MT Melsungen, Melsungen (GER)	35	99
41	CAPDEVILLE Gustavo	CAPDEVILLE	GK	R	31 AUG 1997	23	1.89 / 6'2"	85 / 187	Sport Lisboa e Benfica, Lisboa (POR)	17	0
82	FRADE Luis	FRADE	P	R	11 SEP 1998	22	1.94 / 6'4"	118 / 260	FC Barcelona, Barcelona (ESP)	32	49
88	MAGALHAES Fabio	MAGALHAES	LB	R	12 MAR 1988	33	1.93 / 6'4"	101 / 223	FC Porto, Porto (POR)	155	324
						Team Average	29.1	1.92 / 6'4"	101 / 222	68.5	
Uniform Colours		Shirt	Shorts			Officials:					
Team 1st		Red	Green			A	FIDALGO Paulo Jorge	(Assistant Coach)			
Team 2nd		White	White			B	PEREIRA Paulo Jorge	(Coach)			
Team 3rd		Black	Black			C	FERREIRA Telmo	(Assistant Coach)			
Goalkeeper 1st		Yellow	Black			D	CATARINO Paulo	(Physiotherapist)			
Goalkeeper 2nd		Cyan	Black			E	FONSECA Miguel	(Team Official)			
Goalkeeper 3rd		Orange	Black								

Note:
 Uniform numbers will be confirmed at the Technical Meeting and under exceptional circumstances could still be changed right up to the start of the competition.
 The player's age has been calculated based on the day of update.
 Number of international matches played on Senior level.

Legend:	
CB Centre Back	GK Goalkeeper
LW Left Wing	No. Uniform Number
RB Right Back	RW Right Wing
Int. International	L Left Handed
P Pivot	Pos. Position
	LB Left Back
	R Right Handed



Team Roster

チーム登録名簿 / Composition de l'équipe
 As of FRI 23 JUL 2021

SWE - Sweden

No.	Name	Shirt Name	Pos.	L/R	Date of Birth	Age	Height m / ft in	Weight kg / lbs	Club	Int. Matches Played	Int. Goals Scored
2	CARLSBOGARD Jonathan	CARLSBOGÅRD	LB	R	19 APR 1995	26	1.95 / 6'5"	95 / 209	TBV Lemgo, Lemgo (GER)	18	37
5	DARJ Max	DARJ	P	R	27 SEP 1991	29	1.92 / 6'4"	95 / 209	Bergischer HC, Solingen (GER)	78	62
10	EKBERG Niclas	EKBERG	RW	L	23 DEC 1988	32	1.91 / 6'3"	89 / 196	THW Kiel, Kiel (GER)	183	758
11	PETTERSSON Daniel	PETTERSSON	RW	L	6 MAY 1992	29	1.79 / 5'10"	84 / 185	SC Magdeburg, Magdeburg (GER)	45	121
12	PALICKA Andreas	PALICKA	GK	R	10 JUL 1986	35	1.89 / 6'2"	90 / 198	Rhein-Neckar Loewen, Mannheim (GER)	122	9
15	WANNE Hampus	WANNE	LW	R	10 DEC 1993	27	1.85 / 6'1"	84 / 185	SG Flensburg-Handewitt, Flensburg (GER)	47	155
16	AGGEFORS Mikael	AGGEFORS	GK	R	20 JAN 1985	36	1.91 / 6'3"	91 / 201	Aalborg Handbold, Aalborg (DEN)	35	0
18	PETTERSSON Fredric	PETTERSSON	P	R	11 FEB 1989	32	2.01 / 6'7"	118 / 260	Montpellier HB, Montpellier (FRA)	72	96
19	CLAAR Felix	CLAAR	CB	R	5 JAN 1997	24	1.92 / 6'4"	94 / 207	Aalborg Handbold, Aalborg (DEN)	25	39
22	PELLAS Lucas	PELLAS	LW	R	28 AUG 1995	25	1.83 / 6'0"	78 / 172	Montpellier HB, Montpellier (FRA)	32	98
23	LAGERGREN Albin	LAGERGREN	RB	L	11 SEP 1992	28	1.86 / 6'1"	94 / 207	Rhein-Neckar Loewen, Mannheim (GER)	63	185
24	GOTTFRIDSSON Jim	GOTTFRIDSSON	CB	R	2 SEP 1992	28	1.91 / 6'3"	93 / 205	SG Flensburg-Handewitt, Flensburg (GER)	107	349
27	SUNNEFELDT Oskar	SUNNEFELDT	LB	R	21 APR 1998	23	1.98 / 6'6"	92 / 203	THW Kiel, Kiel (GER)	13	14
33	SANDELL Lukas	SANDELL	RB	L	3 FEB 1997	24	1.93 / 6'4"	91 / 201	Aalborg Handbold, Aalborg (DEN)	13	32
66	LINDSKOG Anton	LINDSKOG	P	R	7 DEC 1993	27	1.98 / 6'6"	110 / 243	HSG Wetzlar, Wetzlar (GER)	28	17
Team Average						28.3	1.91 / 6'3"	93 / 205		58.7	
Uniform Colours		Shirt	Shorts				Officials:				
Team 1st		Yellow	Blue				A	BOQUIST Martin	(Assistant Coach)		
Team 2nd		Blue	Blue				B	SOLBERG Glenn (NOR)	(Coach)		
Team 3rd		Black	Black				C	SVENSSON Tomas	(Assistant Coach)		
Goalkeeper 1st		Black	Black				D	JERRHAG Daniel	(Doctor)		
Goalkeeper 2nd		Red	Black				E	SEVE Johanna	(Physiotherapist)		
Goalkeeper 3rd		Green	Black				F	ROSDAL Heine	(Physiotherapist)		

Note:
 Uniform numbers will be confirmed at the Technical Meeting and under exceptional circumstances could still be changed right up to the start of the competition.
 The player's age has been calculated based on the day of update.
 Number of international matches played on Senior level.

Legend:			
CB	Centre Back	GK	Goalkeeper
LW	Left Wing	No.	Uniform Number
RB	Right Back	RW	Right Wing
Int.	International	L	Left Handed
P	Pivot	Pos.	Position
		LB	Left Back
		R	Right Handed



Tournament Summary
 トーナメント概要 / Résumé du tournoi
 As of SAT 7 AUG 2021
 Preliminary Round

Group A

Rank	Team	Pts	MP	W	T	L	GF	GA	Diff.
1	FRA	8	5	4	0	1	162	148	14
2	ESP	8	5	4	0	1	155	142	13
3	GER	6	5	3	0	2	146	131	15
4	NOR	6	5	3	0	2	136	132	4
5	BRA	2	5	1	0	4	128	145	-17
6	ARG	0	5	0	0	5	125	154	-29

Team	FRA	ESP	GER	NOR	BRA	ARG
FRA		36 - 31	30 - 29	29 - 32	34 - 29	33 - 27
ESP	31 - 36		28 - 27	28 - 27	32 - 25	36 - 27
GER	29 - 30	27 - 28		28 - 23	29 - 25	33 - 25
NOR	32 - 29	27 - 28	23 - 28		27 - 24	27 - 23
BRA	29 - 34	25 - 32	25 - 29	24 - 27		25 - 23
ARG	27 - 33	27 - 36	25 - 33	23 - 27	23 - 25	

Group B

Rank	Team	Pts	MP	W	T	L	GF	GA	Diff.
1	DEN	8	5	4	0	1	174	139	35
2	EGY	8	5	4	0	1	154	134	20
3	SWE	8	5	4	0	1	144	142	2
4	BRN	2	5	1	0	4	129	149	-20
5	POR	2	5	1	0	4	143	156	-13
6	JPN	2	5	1	0	4	146	170	-24

Team	DEN	EGY	SWE	BRN	POR	JPN
DEN		32 - 27	30 - 33	31 - 21	34 - 28	47 - 30
EGY	27 - 32		27 - 22	30 - 20	37 - 31	33 - 29
SWE	33 - 30	22 - 27		32 - 31	29 - 28	28 - 26
BRN	21 - 31	20 - 30	31 - 32		25 - 26	32 - 30
POR	28 - 34	31 - 37	28 - 29	26 - 25		30 - 31
JPN	30 - 47	29 - 33	26 - 28	30 - 32	31 - 30	

Final Round

Quarterfinals

Semifinals

Finals



Final Standings

Rank	Team
Gold	FRA - France
Silver	DEN - Denmark
Bronze	ESP - Spain
4	EGY - Egypt
5	SWE - Sweden
6	GER - Germany
7	NOR - Norway
8	BRN - Bahrain
9	POR - Portugal
10	BRA - Brazil
11	JPN - Japan
12	ARG - Argentina



Tournament Summary

トーナメント概要 / Résumé du tournoi
As of SAT 7 AUG 2021

Match Results

Date	Start Time	Teams	Phase	Match No.	Half-time	Full time	1st Overtime	2nd Overtime	7m Shoot-out
SAT 24 JUL	9:00	NOR - BRA	Preliminary Round Group A	1	12 - 13	27 - 24			
	11:00	FRA - ARG	Preliminary Round Group A	2	12 - 10	33 - 27			
	14:15	SWE - BRN	Preliminary Round Group B	3	16 - 18	32 - 31			
	16:15	GER - ESP	Preliminary Round Group A	4	13 - 12	27 - 28			
	19:30	POR - EGY	Preliminary Round Group B	5	15 - 15	31 - 37			
	21:30	DEN - JPN	Preliminary Round Group B	6	25 - 14	47 - 30			
MON 26 JUL	9:00	BRA - FRA	Preliminary Round Group A	7	13 - 16	29 - 34			
	11:00	ARG - GER	Preliminary Round Group A	8	13 - 14	25 - 33			
	14:15	EGY - DEN	Preliminary Round Group B	9	15 - 14	27 - 32			
	16:15	ESP - NOR	Preliminary Round Group A	10	13 - 14	28 - 27			
	19:30	BRN - POR	Preliminary Round Group B	11	15 - 14	25 - 26			
	21:30	JPN - SWE	Preliminary Round Group B	12	14 - 17	26 - 28			
WED 28 JUL	9:00	DEN - BRN	Preliminary Round Group B	13	12 - 7	31 - 21			
	11:00	SWE - POR	Preliminary Round Group B	14	14 - 14	29 - 28			
	14:15	JPN - EGY	Preliminary Round Group B	15	11 - 18	29 - 33			
	16:15	NOR - ARG	Preliminary Round Group A	16	13 - 12	27 - 23			
	19:30	BRA - ESP	Preliminary Round Group A	17	16 - 18	25 - 32			
	21:30	FRA - GER	Preliminary Round Group A	18	16 - 13	30 - 29			
FRI 30 JUL	9:00	ARG - BRA	Preliminary Round Group A	19	7 - 14	23 - 25			
	11:00	BRN - JPN	Preliminary Round Group B	20	16 - 17	32 - 30			
	14:15	FRA - ESP	Preliminary Round Group A	21	18 - 12	36 - 31			
	16:15	SWE - EGY	Preliminary Round Group B	22	9 - 13	22 - 27			
	19:30	POR - DEN	Preliminary Round Group B	23	19 - 20	28 - 34			
	21:30	GER - NOR	Preliminary Round Group A	24	14 - 11	28 - 23			
SUN 1 AUG	9:00	POR - JPN	Preliminary Round Group B	25	14 - 16	30 - 31			
	11:00	EGY - BRN	Preliminary Round Group B	26	15 - 7	30 - 20			
	14:15	ESP - ARG	Preliminary Round Group A	27	17 - 12	36 - 27			
	16:15	NOR - FRA	Preliminary Round Group A	28	15 - 15	32 - 29			
	19:30	GER - BRA	Preliminary Round Group A	29	16 - 12	29 - 25			
	21:30	DEN - SWE	Preliminary Round Group B	30	13 - 17	30 - 33			
TUE 3 AUG	9:30	FRA - BRN	Quarterfinal	31	21 - 14	42 - 28			
	13:15	SWE - ESP	Quarterfinal	32	20 - 18	33 - 34			
	17:00	DEN - NOR	Quarterfinal	34	13 - 12	31 - 25			
	20:45	GER - EGY	Quarterfinal	33	12 - 16	26 - 31			
THU 5 AUG	17:00	FRA - EGY	Semifinal	35	13 - 13	27 - 23			
	21:00	ESP - DEN	Semifinal	36	10 - 14	23 - 27			
SAT 7 AUG	17:00	EGY - ESP	Bronze Medal Match	37	16 - 19	31 - 33			
	21:00	FRA - DEN	Gold Medal Match	38	14 - 10	25 - 23			

Legend:

Diff. Goal Difference

L Lost

Pts Points

xA x (x=1-4) ranked team from group A

GA Goals Against

MP Matches Played

T Tied

xB x (x=1-4) ranked team from group B

GF Goals For

No. Number

W Won



Match Report

試合レポート / Compte rendu du match

Team A										Team B																																									
A										B																																									
NOR - Norway										BRA - Brazil																																									
played in										in the hall										on										at										Spectators										Match Number	
Tokyo										Yoyogi National Stadium										SAT 24 JUL 2021										09:00																				1	
Half-time (30')		A		B		End of playing time		A		B		1st overtime		A		B		2nd overtime		A		B		After penalty throws		A		B																							
		12		13				27		24																																									
Number of 7m		A		Team time-out				Full name of players and officials				Team time-out		B		Number of 7m																																			
3/5		1		21:34		3				1		28:11		3		0/3																																			
		2		50:50						2		46:49																																							
No.	Team A						G	YC	2'	RC	BC	No.	Team B						G	YC	2'	RC	BC																												
5	SAGOSEN Sander						8					4	SILVA Joao Pedro						2																																
8	MYRHOL Bjarte						4					5	TORRIANI Guilherme								1																														
10	FREDRIKSEN Magnus						1					10	TOLEDO Jose Guilherme								1																														
11	OEVERBY Petter											13	MORAES Rogerio						3																																
12	SAEVERAAS Kristian											14	PETRUS Thiagus								1																														
17	JOENDAL Magnus						1					16	da ROSA Rangel																																						
19	BJOERNSEN Kristian						3					18	BORGES Felipe								3		X																												
21	GULLERUD Magnus						1					19	CHIUFFA Fabio						4																																
24	O'SULLIVAN Christian						2					25	TEIXEIRA Vinicius						2																																
26	PETTERSEN Simen											33	DUTRA Leonardo						2																																
27	REINKIND Harald						4					35	PONCIANO Thiago						2																																
30	BERGERUD Torbjorn											37	LANGARO Haniel						5																																
44	GULLIKSEN Kevin											62	VIAL TERCARIOL Leonardo						2																																
77	ABELVIK ROED Magnus						3					95	RODRIGUES Gustavo						2																																

Off.A	TOMAC Zeljko					Off.A	GONCALVES ACUNA RAMIREZ G.				
Off.B	BERGE Christian					Off.B	de OLIVEIRA Marcus Ricardo	1			
Off.C	LUND Boerge					Off.C	BORTOLINI Leonardo				
Off.D	MARKUSSEN Harald					Off.D	dos SANTOS Daniel Augusto				
Off.E	EGE Steinar					Off.E	AKIO UMEZU Rafael				

A	Signatures of responsables for the teams (Off.A)										B
Remarks of referees / IHF Official											

Referees	Signatures		Signatures	
	HORACEK Vaclav (CZE)		NOVOTNY Jiri (CZE)	
Technical Officials	TK: VARTANYAN Stella (RUS)		SK: POSAVEC Josip (CRO)	
IHF Official	RATZ Felix (SUI)			

Note: Number of 7m scored/awarded to resp. B, goals (G), yellow cards (YC), red cards (RC), red card after 3rd 2' suspension (X), direct red card (D) and blue cards (BC).



Results

結果 / Résultats

NOR 27 - 24 BRA (12 - 13) (15 - 11)

Match 1

Referees: HORACEK V / NOVOTNY J (CZE)

NOR - Norway

Players		Shots									Punishments			
No.	Name	G/S	%	6m	Wing	9m	7m	FB	BT	EG	YC	2Min	RC	BC
5	SAGOSEN Sander	8/16	50	2/3	0/1	1/5	3/5		2/2					
8	MYRHOL Bjarte	4/6	67	4/6										
10	FREDRIKSEN Magnus	1/1	100					1/1						
11	OEVERBY Petter													
12	SAEVERAAS Kristian													
17	JOENDAL Magnus	1/3	33		0/2			1/1						
19	BJOERNSEN Kristian	3/4	75		3/4									
21	GULLERUD Magnus	1/2	50	0/1	1/1									
24	O'SULLIVAN Christian	2/2	100					1/1		1/1				
26	PETTERSEN Simen													
27	REINKIND Harald	4/5	80	3/4		1/1								
30	BERGERUD Torbjørn													
44	GULLIKSEN Kevin	0/1	0		0/1									
77	ABELVIK ROED Magnus	3/4	75	1/1		1/2			1/1					
Bench/Team														
Totals		27/44	61	10/15	4/9	3/8	3/5	3/3	3/3	1/1				

Goalkeepers		Saves							
No.	Name	S/S	%	6m	Wing	9m	7m	FB	BT
12	SAEVERAAS Kristian								
30	BERGERUD Torbjørn	12/33	36	4/11	1/3	6/13	1/1	0/3	0/2
EG		3							
Totals		12/36	33	4/11	1/3	6/13	1/1	0/3	0/2

BRA - Brazil

Players		Shots									Punishments			
No.	Name	G/S	%	6m	Wing	9m	7m	FB	BT	EG	YC	2Min	RC	BC
4	SILVA Joao Pedro	2/5	40	1/2		1/3								
5	TORRIANI Guilherme	0/2	0				0/1	0/1				1		
10	TOLEDO Jose Guilherme	0/1	0			0/1						1		
13	MORAES Rogerio	3/3	100	3/3										
14	PETRUS Thiagus												1	
16	da ROSA Rangel													
18	BORGES Felipe	0/2	0		0/1		0/1					3	X	
19	CHIUFFA Fabio	4/6	67	1/1	2/3		0/1	1/1						
25	TEIXEIRA Vinicius	2/3	67	2/3										
33	DUTRA Leonardo	2/4	50			1/3				1/1				
35	PONCIANO Thiago	2/4	50	0/1		0/1		2/2						
37	LANGARO Haniel	5/11	45			3/9			2/2					
62	VIAL TERCARIOL Leonardo	2/2	100							2/2				
95	RODRIGUES Gustavo	2/5	40	0/1		2/4								
Bench/Team											1			
Totals		24/48	50	7/11	2/4	7/21	0/3	3/4	2/2	3/3	1	6	1	

Goalkeepers		Saves							
No.	Name	S/S	%	6m	Wing	9m	7m	FB	BT
16	da ROSA Rangel	1/2	50				1/2		
62	VIAL TERCARIOL Leonardo	11/36	31	4/14	2/6	5/8	0/2	0/3	0/3
EG		1							
Totals		12/39	31	4/14	2/6	5/8	1/4	0/3	0/3

RUNNING SCORE

NOR - BRA	
1st Half	
	0 (6') 1
BJOERNSEN K	1 (8') 1
	1 (7') 2
	1 (8') 3
	1 (9') 4
	1 (9') 5
REINKIND H	2 (11') 5
	2 (13') 6
JOENDAL M	3 (15') 6
REINKIND H	4 (17') 6
	4 (17') 7
SAGOSEN S	5 (18') 7
	5 (19') 8
SAGOSEN S	6 (19') 8
	6 (20') 9
	6 (21') 10
BJOERNSEN K	7 (21') 10
FREDRIKSEN M	8 (23') 10
REINKIND H	9 (25') 10
	9 (25') 11
REINKIND H	10 (26') 11
	10 (27') 12
SAGOSEN S	11 (28') 12
	11 (29') 13
GULLERUD M	12 (30') 13

2nd Half	
	12 (32') 14
ABELVIK ROED M	13 (32') 14
BJOERNSEN K	14 (34') 14
SAGOSEN S	15 (35') 14
SAGOSEN S	16 (36') 14
SAGOSEN S	17 (39') 14
	17 (39') 15
SAGOSEN S	18 (40') 15
	18 (41') 16
O'SULLIVAN C	19 (41') 16
	19 (44') 17
MYRHOL B	20 (44') 17
O'SULLIVAN C	21 (47') 17
ABELVIK ROED M	22 (48') 17
	22 (49') 18
ABELVIK ROED M	23 (49') 18
	23 (50') 19
	23 (51') 20
	23 (51') 20
SAGOSEN S	24 (52') 20
MYRHOL B	25 (53') 20
	25 (55') 21
MYRHOL B	26 (56') 21
	26 (56') 22
MYRHOL B	27 (57') 22
	27 (58') 23
	27 (60') 24

Legend:							
%	Efficiency	2Min	2-Minute Suspensions	6m	6-metre Shots	7m	7-metre Shots
9m	9-metre Shots	BC	Blue Cards	BT	Breakthroughs	D	Direct Red Card
EG	Empty Goal	FB	Fast Breaks	G/S	Goals/Shots	No.	Uniform Number
RC	Red Cards	S/S	Saves/Shots	Wing	Wing Shots	X	Red Card After 3rd 2-Minute Suspension
YC	Yellow Cards						



Match Team Statistics

チームの試合統計 / Statistiques du match par équipe

Match 1

NOR 27 - 24 BRA
(12 - 13) (15 - 11)

Referees: HORACEK V / NOVOTNY J (CZE)

NOR - Norway

Players		Shots									Offence		Defence		Punishments			TP	
No.	Name	G/S	%	6m	Wing	9m	7m	FB	BT	EG	AS	TO	ST	BS	YC	2Min	RC		BC
5	SAGOSEN Sander	8/16	50	2/3	0/1	1/5	3/5		2/2		2	6							53:29
8	MYRHOL Bjarte	4/6	67	4/6															14:28
10	FREDRIKSEN Magnus	1/1	100					1/1			2								13:09
11	OEVERBY Petter																		5:32
12	SAEVERAAS Kristian																		
17	JOENDAL Magnus	1/3	33		0/2			1/1			1								59:48
19	BJOERNSEN Kristian	3/4	75		3/4								1						47:04
21	GULLERUD Magnus	1/2	50	0/1	1/1						1			3					47:48
24	O'SULLIVAN Christian	2/2	100					1/1		1/1	3	2		1					50:17
26	PETTERSEN Simen																		
27	REINKIND Harald	4/5	80	3/4		1/1					2								39:27
30	BERGERUD Torbjoern																		55:29
44	GULLIKSEN Kevin	0/1	0		0/1														12:56
77	ABELVIK ROED Magnus	3/4	75	1/1		1/2			1/1		2	1							20:33
Bench/Team																			
Totals		27/44	61	10/15	4/9	3/8	3/5	3/3	3/3	1/1	13	9	1	4					

Goalkeepers		Total Shots		6m Shots		Wing Shots		9m Shots		7m Shots		Fast Breaks		Breakthroughs	
No.	Name	S/S	%	S/S	%	S/S	%	S/S	%	S/S	%	S/S	%	S/S	%
12	SAEVERAAS Kristian														
30	BERGERUD Torbjoern	12/33	36	4/11	36	1/3	33	6/13	46	1/1	100	0/3	0	0/2	0
EG		3													
Totals		12/36	33	4/11	36	1/3	33	6/13	46	1/1	100	0/3	0	0/2	0

Team Shots	Goals	Saves	Missed	Post	Blocked	Total	%
6m Shots	10	4		1		15	67
Wing Shots	4	2	1	2		9	44
9m Shots	3	5				8	38
7m Shots	3	1		1	N/A	5	60
Fast Breaks	3					3	100
Breakthroughs	3					3	100
Empty Goal	1	N/A				1	100
Totals	27	12	1	4		44	61

Number of Attacks: 49, Scoring Efficiency: 55%



Match Team Statistics

チームの試合統計 / Statistiques du match par équipe

Match 1

NOR 27 - 24 BRA
(12 - 13) (15 - 11)

Referees: HORACEK V / NOVOTNY J (CZE)

NOR - Norway

Shots Distribution

Players

Goals / Shots

5 SAGOSEN S	8 MYRHOL B	10 FREDRIKSEN M	11 OEVERBY P	12 SAEVERAAS K	17 JOENDAL M	19 BJOERNSEN K		
2/2		1/1				2/2	0/1	
0/3		1/1						
1/3		3/4					1/1	
2-Post						1-Post		


21 GULLERUD M	24 O'SULLIVAN C	26 PETTERSEN S	27 REINKIND H	30 BERGERUD T	44 GULLIKSEN K	77 ABELVIK ROED M		
				2/2		2/2		
		1/1				0/1		1/1
		1/1		1/2	1/1			
1-Post						1-Missed		

Team Goals / Shots

6/6	0/1	4/4
1/5	1/1	2/2
5/8	1/3	7/9

1-Missed 4-Post

Offence



Goalkeepers Saves / Shots

2/5	0/1	1/3
1/3		1/3
3/7	3/8	1/6

12 SAEVERAAS K		

30 BERGERUD T		
2/5	0/1	1/3
1/3		1/3
3/7	3/6	1/5



Match Team Statistics

チームの試合統計 / Statistiques du match par équipe

Match 1

NOR 27 - 24 BRA

(12 - 13) (15 - 11)

Referees: HORACEK V / NOVOTNY J (CZE)

BRA - Brazil

Players		Shots									Offence		Defence		Punishments			TP	
No.	Name	G/S	%	6m	Wing	9m	7m	FB	BT	EG	AS	TO	ST	BS	YC	2Min	RC		BC
4	SILVA Joao Pedro	2/5	40	1/2		1/3					2	2	1						39:24
5	TORRIANI Guilherme	0/2	0				0/1	0/1									1		14:25
10	TOLEDO Jose Guilherme	0/1	0			0/1					1						1		12:49
13	MORAES Rogerio	3/3	100	3/3															13:46
14	PETRUS Thiagus																1		33:03
16	da ROSA Rangel																		1:59
18	BORGES Felipe	0/2	0		0/1		0/1									3	X		51:17
19	CHIUFFA Fabio	4/6	67	1/1	2/3		0/1	1/1											59:04
25	TEIXEIRA Vinicius	2/3	67	2/3															17:13
33	DUTRA Leonardo	2/4	50			1/3				1/1		1							12:50
35	PONCIANO Thiago	2/4	50	0/1		0/1		2/2					2						26:29
37	LANGARO Haniel	5/11	45			3/9			2/2		3	1							48:57
62	VIAL TERCARIOL Leonardo	2/2	100							2/2									51:48
95	RODRIGUES Gustavo	2/5	40	0/1		2/4					1	2							36:56
Bench/Team																1			
Totals		24/48	50	7/11	2/4	7/21	0/3	3/4	2/2	3/3	7	6	3		1	6	1		

Goalkeepers		Total Shots		6m Shots		Wing Shots		9m Shots		7m Shots		Fast Breaks		Breakthroughs	
No.	Name	S/S	%	S/S	%	S/S	%	S/S	%	S/S	%	S/S	%	S/S	%
16	da ROSA Rangel	1/2	50							1/2	50				
62	VIAL TERCARIOL Leonardo	11/36	31	4/14	29	2/6	33	5/8	63	0/2	0	0/3	0	0/3	0
EG		1													
Totals		12/39	31	4/14	29	2/6	33	5/8	63	1/4	25	0/3	0	0/3	0

Team Shots	Goals	Saves	Missed	Post	Blocked	Total	%
6m Shots	7	4				11	64
Wing Shots	2	1		1		4	50
9m Shots	7	6	4		4	21	33
7m Shots		1	1	1	N/A	3	0
Fast Breaks	3			1		4	75
Breakthroughs	2					2	100
Empty Goal	3	N/A				3	100
Totals	24	12	5	3	4	48	50

Number of Attacks: 50, Scoring Efficiency: 48%



Match Team Statistics

チームの試合統計 / Statistiques du match par équipe

Match 1

NOR 27 - 24 BRA
(12 - 13) (15 - 11)

Referees: HORACEK V / NOVOTNY J (CZE)

BRA - Brazil

Shots Distribution

Players

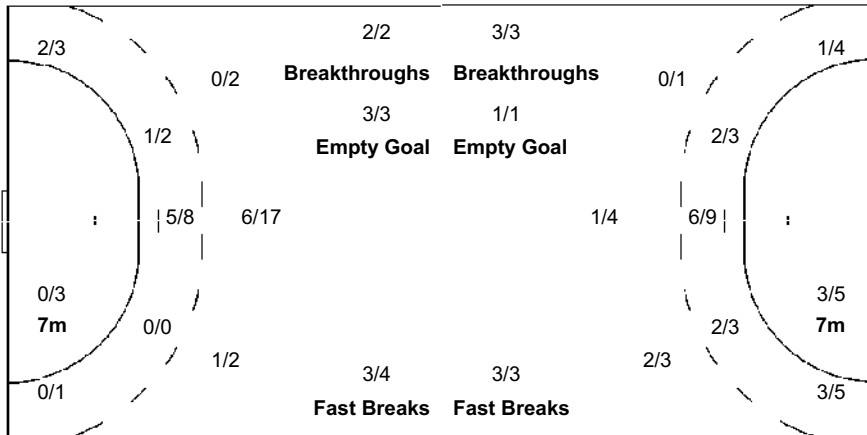
Goals / Shots

4 SILVA JP 1/1 0/2 1-Missed	5 TORRIANI G 2-Post	10 TOLEDO JG 0/1	13 MORAES R 1/1 1/1 1/1	14 PETRUS T 1/1	16 da ROSA R 1-Post	18 BORGES F 0/1
19 CHIUFFA F 1/2 1/1 1-Missed	25 TEIXEIRA V 1/2 1/1	33 DUTRA L 1/1 0/1 1/1 1-Blocked	35 PONCIANO T 0/1 1/2	37 LANGARO H 1/1 1/1 2/3 1/1 1/1 2-Missed 2-Blocked	62 VIAL TERCARIOL L 2/2	95 RODRIGUES G 0/1 2/2 1-Missed 1-Blocked

Team Goals / Shots

3/5	1/1	2/3
2/3		2/3
4/7	5/8	5/6
5-Missed	3-Post	4-Blocked

Offence



Goalkeepers Saves / Shots

0/6	1/1	0/4
4/5	0/1	0/2
3/8	2/3	2/9

16 da ROSA R

		1/2

62 VIAL TERCARIOL L

0/6	1/1	0/4
4/5		0/2
3/8	2/3	1/7

Legend:	% Efficiency	2Min 2-Minute Suspensions	6m 6 metre Shots	7m 7-metre Shots	9m 9-metre Shots
AS Assists	BC Blue Cards	BS Blocked Shots	BT Breakthroughs	D Direct Red Card	No. Uniform Number
EG Empty Goal	FB Fast Breaks	G/S Goals/Shots	N/A Not Applicable	TP Time Played	
RC Red Cards	S/S Saves/Shots	ST Steals	TO Turnover		
Wing Wing Shots	X Red Card After 3rd 2-Minute Suspension	YC Yellow Cards			



Empty Goal Analysis

無人ゴール 分析 / Analyses des attaques avec but vide

Match 1

NOR 27 - 24 BRA
(12 - 13) (15 - 11)

Referees: HORACEK V / NOVOTNY J (CZE)

ATTACKS DURING OWN EMPTY GOAL SITUATION

Players on Court	Attacks		Goals		Saves		Missed		Blocked		Post		Turnovers		Scoring Efficiency -		Goals Against	
	NOR	BRA	NOR	BRA	NOR	BRA	NOR	BRA	NOR	BRA	NOR	BRA	NOR	BRA	NOR	%BRA	NOR	BRA
7 Against 6	7	2	4	1	2	1							1		57	50	3	
6 Against 6		10		6		3				2						60		1
Others																		
Total:	7	12	4	7	2	4				2			1		57	58	3	1

GOALS/ATTACKS DURING OWN EMPTY GOAL SITUATION - ANALYSIS OF OCCURRENCE (in 5 min intervals)

Players on Court	1st Half											
	0-5		5-10		10-15		15-20		20-25		25-30	
	NOR	BRA	NOR	BRA	NOR	BRA	NOR	BRA	NOR	BRA	NOR	BRA
7 Against 6												1/1
6 Against 6				1/1		0/1		1/2		1/3		
Others												
Total:				1/1		0/1		1/2		1/3		1/1

Players on Court	2nd Half											
	30-35		35-40		40-45		45-50		50-55		55-60	
	NOR	BRA	NOR	BRA	NOR	BRA	NOR	BRA	NOR	BRA	NOR	BRA
7 Against 6					1/2	0/1	1/2		2/3			
6 Against 6				1/1		1/1						1/1
Others												
Total:				1/1	1/2	1/2	1/2		2/3			1/1

GOALS/ATTACKS DURING OWN EMPTY GOAL SITUATION - ANALYSIS BY DURATION

Team	<15 sec.	15-30 sec.	30-45 sec.	45-60 sec.	>60 sec.
NOR	0/1	1/2	3/3	0/1	
BRA	1/1	3/7	1/1	1/2	

SUBSTITUTION SUMMARY

Players	NOR	BRA
Goalkeeper <-> Goalkeeper	0	3
Court Player <-> Goalkeeper	12	24
Court Player <-> Court Player	50	110
Total:	62	137



Match Report

試合レポート / Compte rendu du match

Team A										Team B																																									
A					FRA - France					B					ARG - Argentina																																				
played in										in the hall										on										at										Spectators										Match Number	
Tokyo										Yoyogi National Stadium										SAT 24 JUL 2021										11:00																				2	
Half-time (30')		A		B		End of playing time		A		B		1st overtime		A		B		2nd overtime		A		B		After penalty throws		A		B																							
		12		10				33		27																																									
Number of 7m		A		Team time-out		Full name of players and officials										Team time-out		B		Number of 7m																															
4/6		1		29:35		2		54:28		3												1		7:29		2		36:56		3		52:32		3/4																	
No.	Team A						G	YC	2'	RC	BC	No.	Team B						G	YC	2'	RC	BC																												
5	REMILI Nedim						4					2	FERNANDEZ Federico Gaston						2																																
9	RICHARDSON Melvyn						7					3	PIZARRO Federico						2																																
10	MEM Dika						3	1	1			4	SIMONET Sebastian Alejandro						2																																
12	GERARD Vincent											5	VAINSTEIN Pablo						1																																
13	KARABATIC Nikola						3					6	SIMONET Diego Esteban						8		1																														
14	MAHE Kentin								1			7	PIZARRO Ignacio						4		1																														
16	GENTY Yann											8	SIMONET Pablo Ariel						2																																
17	NGUESSAN Timothy						1					11	MOSCARIELLO Lucas Dario						4																																
19	ABALO Luc						1		1			15	CAROU Gonzalo Matias						1																																
21	GUIGOU Michael						2					20	MARTINEZ Ramiro																																						
22	KARABATIC Luka						2		1			22	MOURINO Gaston Alberto						1																																
23	FABREGAS Ludovic						4					40	MACIEL Leonel Carlos Sergio																																						
25	DESCAT Hugo						4					77	BONANNO Nicolas									2																													
28	PORTE Valentin						2		1			87	BAR Juan Manuel																																						

Off.A	GILLE Guillaume					Off.A	MILANO Guillermo				
Off.B	MATHE Erick					Off.B	CADENAS MONTANES Manuel	1			
Off.C	SEBASTIEN Pierre					Off.C	CAZON Guillermo Hector				
Off.E	GAUTIER Sebastien					Off.D	MARINO Carlos Eduardo				
Off.F	MAURELLI Olivier										

A	Signatures of responsables for the teams (Off.A)										B
Remarks of referees / IHF Official											

Referees	Signatures		Signatures	
	BELKHIRI Youcef (ALG)		HAMIDI Sid Ali (ALG)	
Technical Officials	Signatures		Signatures	
	TK: HAGEN Monika (SWE)		SK: MARIC Branka (SRB)	
IHF Official	Signatures			
	JENSEN Bjarne Munk (DEN)			

Note: Number of 7m scored/awarded to resp. B, goals (G), yellow cards (YC), red cards (RC), red card after 3rd 2' suspension (X), direct red card (D) and blue cards (BC).



Results

結果 / Résultats

Match 2

FRA 33 - 27 ARG
 (12 - 10) (21 - 17)

Referees: BELKHIRI Y / HAMIDI SA (ALG)

FRA - France

Players		Shots									Punishments			
No.	Name	G/S	%	6m	Wing	9m	7m	FB	BT	EG	YC	2Min	RC	BC
5	REMILI Nedim	4/6	67	1/1		1/3			2/2					
9	RICHARDSON Melvyn	7/7	100	2/2		4/4		1/1						
10	MEM Dika	3/6	50	1/3		1/1		0/1		1/1	1	1		
12	GERARD Vincent	0/1	0							0/1				
13	KARABATIC Nikola	3/4	75	1/1		2/3								
14	MAHE Kentin											1		
16	GENTY Yann													
17	NGUESSAN Timothy	1/3	33			0/2		1/1						
19	ABALO Luc	1/3	33	0/1	1/2							1		
21	GUIGOU Michael	2/4	50		1/1		1/3							
22	KARABATIC Luka	2/2	100	2/2									1	
23	FABREGAS Ludovic	4/4	100	3/3						1/1				
25	DESCAT Hugo	4/4	100		1/1		3/3							
28	PORTE Valentin	2/2	100		2/2								1	
Bench/Team														
Totals		33/46	72	10/13	5/6	8/13	4/6	2/3	2/2	2/3	1	5		

Goalkeepers		Saves								
No.	Name	S/S	%	6m	Wing	9m	7m	FB	BT	EG
12	GERARD Vincent	8/26	31	4/14	0/3	1/4	1/3	2/2		
16	GENTY Yann	2/10	20	1/5	1/1	0/1	0/1	0/1	0/1	
EG		1								
Totals		10/37	27	5/19	1/4	1/5	1/4	2/3	0/1	

ARG - Argentina

Players		Shots									Punishments			
No.	Name	G/S	%	6m	Wing	9m	7m	FB	BT	EG	YC	2Min	RC	BC
2	FERNANDEZ Federico Gaston	2/5	40	1/2	0/1		1/1	0/1						
3	PIZARRO Federico	2/5	40	1/3			1/2							
4	SIMONET Sebastian Alejandro	2/4	50	1/1		0/2	1/1							
5	VAINSTEIN Pablo	1/1	100		1/1									
6	SIMONET Diego Esteban	8/9	89	3/4		3/3			1/1	1/1		1		
7	PIZARRO Ignacio	4/4	100	2/2	2/2							1		
8	SIMONET Pablo Ariel	2/3	67	1/1		1/2								
11	MOSCARIELLO Lucas Darío	4/6	67	4/5				0/1						
15	CAROU Gonzalo Matias	1/1	100	1/1										
20	MARTINEZ Ramiro													
22	MOURINO Gaston Alberto	1/2	50	0/1				1/1						
40	MACIEL Leonel Carlos Sergio													
77	BONANNO Nicolas	0/3	0	0/1		0/2							2	
87	BAR Juan Manuel	0/1	0							0/1				
Bench/Team											1			
Totals		27/44	61	14/21	3/4	4/9	3/4	1/3	1/1	1/2	1	4		

Goalkeepers		Saves								
No.	Name	S/S	%	6m	Wing	9m	7m	FB	BT	EG
40	MACIEL Leonel Carlos Sergio	5/29	17	1/7	1/5	2/9	1/4	0/2	0/2	
87	BAR Juan Manuel	0/7	0	0/4	0/1	0/1	0/1			
EG		2								
Totals		5/38	13	1/11	1/6	2/10	1/5	0/2	0/2	

RUNNING SCORE

FRA - ARG	
1st Half	
ABALO L	1 (2') 0
MEM D	2 (3') 0
REMILI N	3 (8') 0
	3 (8') 1 SIMONET DE
NGUESSAN T	4 (10') 1
	4 (10') 2 PIZARRO F
	4 (11') 3 SIMONET DE
GUIGOU M	5 (12') 3
FABREGAS L	6 (14') 3
REMILI N	7 (15') 3
	7 (16') 4 PIZARRO F
MEM D	8 (17') 4
REMILI N	9 (19') 4
GUIGOU M	10 (20') 4
	10 (21') 5 SIMONET DE
MEM D	11 (21') 5
	11 (22') 6 SIMONET DE
REMILI N	12 (23') 6
	12 (23') 7 SIMONET PA
	12 (28') 8 SIMONET PA
	12 (29') 9 FERNANDEZ FG
	12 (30') 10 PIZARRO I
2nd Half	
DESCAT H	13 (31') 10
	13 (32') 11 MOSCARIELLO LD
RICHARDSON M	14 (33') 11
	14 (33') 12 MOSCARIELLO LD
FABREGAS L	15 (34') 12
	15 (34') 13 SIMONET DE
DESCAT H	16 (34') 13
PORTE V	17 (36') 13
RICHARDSON M	18 (37') 13
FABREGAS L	19 (37') 13
RICHARDSON M	20 (39') 13
KARABATIC N	21 (40') 13
	21 (41') 14 MOSCARIELLO LD
FABREGAS L	22 (42') 14
	22 (43') 15 MOSCARIELLO LD
	22 (44') 16 CAROU GM
RICHARDSON M	23 (44') 16
	23 (44') 17 FERNANDEZ FG
PORTE V	24 (45') 17
	24 (46') 18 VAINSTEIN P
RICHARDSON M	25 (47') 18
DESCAT H	26 (49') 18
	26 (50') 19 PIZARRO I
KARABATIC N	27 (50') 19
	27 (51') 20 PIZARRO I
RICHARDSON M	28 (51') 20
KARABATIC N	29 (53') 20
	29 (54') 21 SIMONET DE
	29 (55') 22 MOURINO GA
KARABATIC N	30 (55') 22
	30 (56') 23 PIZARRO I
RICHARDSON M	31 (57') 23
	31 (57') 24 SIMONET DE
	31 (58') 25 SIMONET DE
KARABATIC L	32 (58') 25
	32 (59') 26 SIMONET SA
DESCAT H	33 (60') 26
	33 (60') 27 SIMONET SA

Legend:							
%	Efficiency	2Min	2-Minute Suspensions	6m	6-metre Shots	7m	7-metre Shots
9m	9-metre Shots	BC	Blue Cards	BT	Breakthroughs	D	Direct Red Card
EG	Empty Goal	FB	Fast Breaks	G/S	Goals/Shots	No.	Uniform Number
RC	Red Cards	S/S	Saves/Shots	Wing	Wing Shots	X	Red Card After 3rd 2-Minute Suspension
YC	Yellow Cards						



Match Team Statistics

チームの試合統計 / Statistiques du match par équipe

Match 2

FRA 33 - 27 ARG
(12 - 10) (21 - 17)

Referees: BELKHIRI Y / HAMIDI SA (ALG)

FRA - France

Players		Shots									Offence		Defence		Punishments			TP		
No.	Name	G/S	%	6m	Wing	9m	7m	FB	BT	EG	AS	TO	ST	BS	YC	2Min	RC		BC	
5	REMILI Nedim	4/6	67	1/1		1/3			2/2		1									16:01
9	RICHARDSON Melvyn	7/7	100	2/2		4/4		1/1			4									23:42
10	MEM Dika	3/6	50	1/3		1/1		0/1		1/1	2				1	1				40:36
12	GERARD Vincent	0/1	0							0/1										49:44
13	KARABATIC Nikola	3/4	75	1/1		2/3					5	1		1						37:11
14	MAHE Kentin										1	4					1			15:05
16	GENTY Yann																			15:35
17	NGUESSAN Timothy	1/3	33			0/2		1/1			1									23:19
19	ABALO Luc	1/3	33	0/1	1/2								1				1			29:11
21	GUIGOU Michael	2/4	50		1/1		1/3													24:41
22	KARABATIC Luka	2/2	100	2/2							1			1			1			36:14
23	FABREGAS Ludovic	4/4	100	3/3						1/1		1	1							52:04
25	DESCAT Hugo	4/4	100		1/1		3/3													30:00
28	PORTE Valentin	2/2	100		2/2						1			1				1		26:37
Bench/Team																				
Totals		33/46	72	10/13	5/6	8/13	4/6	2/3	2/2	2/3	16	6	2	3	1	5				

Goalkeepers		Total Shots		6m Shots		Wing Shots		9m Shots		7m Shots		Fast Breaks		Breakthroughs	
No.	Name	S/S	%	S/S	%	S/S	%	S/S	%	S/S	%	S/S	%	S/S	%
12	GERARD Vincent	8/26	31	4/14	29	0/3	0	1/4	25	1/3	33	2/2	100		
16	GENTY Yann	2/10	20	1/5	20	1/1	100	0/1	0	0/1	0	0/1	0	0/1	0
EG		1													
Totals		10/37	27	5/19	26	1/4	25	1/5	20	1/4	25	2/3	67	0/1	0

Team Shots	Goals	Saves	Missed	Post	Blocked	Total	%
6m Shots	10	1		2		13	77
Wing Shots	5	1				6	83
9m Shots	8	2	1	1	1	13	62
7m Shots	4	1		1	N/A	6	67
Fast Breaks	2		1			3	67
Breakthroughs	2					2	100
Empty Goal	2	N/A		1		3	67
Totals	33	5	2	5	1	46	72

Number of Attacks: 48, Scoring Efficiency: 69%



Match Team Statistics

チームの試合統計 / Statistiques du match par équipe

Match 2

FRA 33 - 27 ARG
(12 - 10) (21 - 17)

Referees: BELKHIRI Y / HAMIDI SA (ALG)

FRA - France

Shots Distribution

Players

Goals / Shots


5 REMILI N	9 RICHARDSON M	10 MEM D	12 GERARD V	13 KARABATIC N	14 MAHE K	16 GENTY Y
1/1	2/2	1/1		2/3		
1/1	1/1	1/1				
2/2	1/1	1/1		1/1		
1-Missed	1-Blocked	1-Missed 2-Post	1-Post			

17 NGUSSAN T	19 ABALO L	21 GUIGOU M	22 KARABATIC L	23 FABREGAS L	25 DESCAT H	28 PORTE V
			1/1		1/1	1/1
1/1		0/1		1/1	2/2	1/1
0/1	1/3	1/1	1/1		1/1	
1-Post		1-Post				

Team Goals / Shots

2/2	1/1	2/2
7/9	1/1	7/7
5/8	2/2	6/6
2-Missed	5-Post	1-Blocked

Offence



Defence

Goalkeepers Saves / Shots

	0/1	1/5
1/4	0/1	6/11
1/6	0/3	1/6

12 GERARD V

		1/4
0/2		5/9
1/6	0/3	1/2

16 GENTY Y

	0/1	0/1
1/2		1/2
		0/4



Match Team Statistics

チームの試合統計 / Statistiques du match par équipe

Match 2

FRA 33 - 27 ARG

(12 - 10) (21 - 17)

Referees: BELKHIRI Y / HAMIDI SA (ALG)

ARG - Argentina

Players		Shots									Offence		Defence		Punishments			TP		
No.	Name	G/S	%	6m	Wing	9m	7m	FB	BT	EG	AS	TO	ST	BS	YC	2Min	RC		BC	
2	FERNANDEZ Federico Gaston	2/5	40	1/2	0/1		1/1	0/1												52:04
3	PIZARRO Federico	2/5	40	1/3			1/2					3	1							35:33
4	SIMONET Sebastian Alejandro	2/4	50	1/1		0/2	1/1				4									25:50
5	VAINSTEIN Pablo	1/1	100		1/1							1								25:21
6	SIMONET Diego Esteban	8/9	89	3/4		3/3			1/1	1/1	2					1				37:27
7	PIZARRO Ignacio	4/4	100	2/2	2/2						1					1				6:51
8	SIMONET Pablo Ariel	2/3	67	1/1		1/2					6									24:24
11	MOSCARIELLO Lucas Dario	4/6	67	4/5				0/1				1								36:36
15	CAROU Gonzalo Matias	1/1	100	1/1								1								22:55
20	MARTINEZ Ramiro											1								51:41
22	MOURINO Gaston Alberto	1/2	50	0/1				1/1						1						23:04
40	MACIEL Leonel Carlos Sergio																			43:57
77	BONANNO Nicolas	0/3	0	0/1		0/2											2			24:55
87	BAR Juan Manuel	0/1	0							0/1										9:22
Bench/Team												1				1				
Totals		27/44	61	14/21	3/4	4/9	3/4	1/3	1/1	1/2	13	8	1	1	1	4				

Goalkeepers		Total Shots		6m Shots		Wing Shots		9m Shots		7m Shots		Fast Breaks		Breakthroughs	
No.	Name	S/S	%	S/S	%	S/S	%	S/S	%	S/S	%	S/S	%	S/S	%
40	MACIEL Leonel Carlos Sergio	5/29	17	1/7	14	1/5	20	2/9	22	1/4	25	0/2	0	0/2	0
87	BAR Juan Manuel	0/7	0	0/4	0	0/1	0	0/1	0	0/1	0				
EG		2													
Totals		5/38	13	1/11	9	1/6	17	2/10	20	1/5	20	0/2	0	0/2	0

Team Shots	Goals	Saves	Missed	Post	Blocked	Total	%
6m Shots	14	5	1		1	21	67
Wing Shots	3	1				4	75
9m Shots	4	1	1	1	2	9	44
7m Shots	3	1			N/A	4	75
Fast Breaks	1	2				3	33
Breakthroughs	1					1	100
Empty Goal	1	N/A	1			2	50
Totals	27	10	3	1	3	44	61

Number of Attacks: 48, Scoring Efficiency: 56%



Match Team Statistics

チームの試合統計 / Statistiques du match par équipe

Match 2

FRA 33 - 27 ARG
(12 - 10) (21 - 17)

Referees: BELKHIRI Y / HAMIDI SA (ALG)

ARG - Argentina

Shots Distribution

Players

Goals / Shots

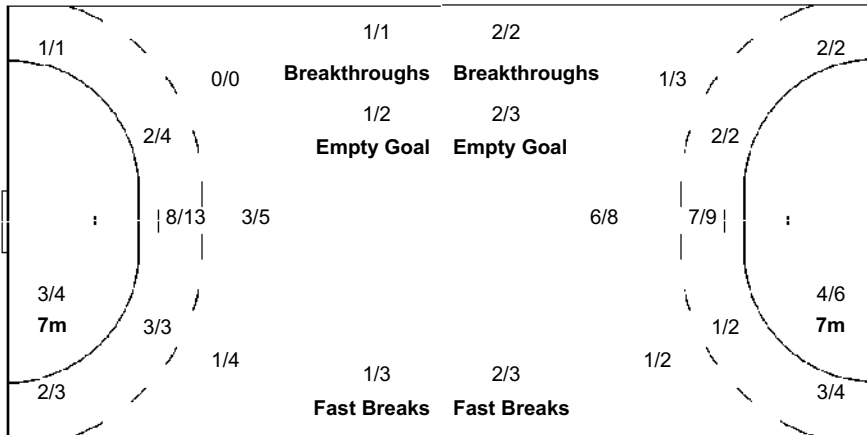
2 FERNANDEZ FG	3 PIZARRO F	4 SIMONET SA	5 VAINSTEIN P	6 SIMONET DE	7 PIZARRO I	8 SIMONET PA
2/2	1/1	1/1	1/1	1/1	1/1	1/1
0/3	1/2	1/1	1/1	0/1	2/2	1/1
	0/1	1-Blocked	1-Post	1-Blocked		1-Blocked

11 MOSCARIELLO LD	15 CAROU GM	20 MARTINEZ R	22 MOURINO GA	40 MACIEL L	77 BONANNO N	87 BAR JM
0/1	1/1		1/1		0/1	
1/1					0/1	
1/2			1-Missed		1-Missed	1-Missed

Team Goals / Shots

3/4	1/1	4/5
5/6	1/1	5/11
5/6	3/3	5/6
3-Missed	1-Post	3-Blocked

Offence



Goalkeepers Saves / Shots

0/2	0/1	0/2
2/9	0/1	0/7
3/8	0/2	0/6

40 MACIEL L

0/2	0/2
2/7	0/4
3/8	0/4

87 BAR JM

0/1	
0/2	0/3
	0/1

Legend:			
%	Efficiency	2Min	2-Minute Suspensions
AS	Assists	BC	Blue Cards
EG	Empty Goal	FB	Fast Breaks
RC	Red Cards	S/S	Saves/Shots
Wing	Wing Shots	X	Red Card After 3rd 2-Minute Suspension
6m	6 metre Shots	BS	Blocked Shots
G/S	Goals/Shots	ST	Steals
7m	7-metre Shots	YC	Yellow Cards
BT	Breakthroughs	N/A	Not Applicable
D	Direct Red Card	TO	Turnover
No.	Uniform Number		
TP	Time Played		



Empty Goal Analysis

無人ゴール 分析 / Analyses des attaques avec but vide

Match 2

FRA 33 - 27 ARG

(12 - 10) (21 - 17)

Referees: BELKHIRI Y / HAMIDI SA (ALG)

ATTACKS DURING OWN EMPTY GOAL SITUATION

Players on Court	Attacks		Goals		Saves		Missed		Blocked		Post		Turnovers		Scoring Efficiency -		Goals Against	
	FRA	ARG	FRA	ARG	FRA	ARG	FRA	ARG	FRA	ARG	FRA	ARG	FRA	ARG	FRA	%ARG	FRA	ARG
7 Against 6	12	12	8	7	1	1			1	2	2		1	3	67	58	1	1
6 Against 6	4	2	2	0	1	2					1		1		50	0		1
Others																		
Total:	16	14	10	7	2	3			1	2	3		2	3	63	50	1	2

GOALS/ATTACKS DURING OWN EMPTY GOAL SITUATION - ANALYSIS OF OCCURRENCE (in 5 min intervals)

Players on Court	1st Half												
	0-5		5-10		10-15		15-20		20-25		25-30		
	FRA	ARG	FRA	ARG	FRA	ARG	FRA	ARG	FRA	ARG	FRA	ARG	
7 Against 6		0/1					2/2		2/3			0/2	1/1
6 Against 6		0/1			1/1		1/1					0/2	
Others													
Total:		0/2			1/1		3/3		2/3			0/4	1/1

Players on Court	2nd Half											
	30-35		35-40		40-45		45-50		50-55		55-60	
	FRA	ARG	FRA	ARG	FRA	ARG	FRA	ARG	FRA	ARG	FRA	ARG
7 Against 6				0/4		3/3			1/1		3/4	3/3
6 Against 6		0/1										
Others												
Total:		0/1		0/4		3/3			1/1		3/4	3/3

GOALS/ATTACKS DURING OWN EMPTY GOAL SITUATION - ANALYSIS BY DURATION

Team	<15 sec.	15-30 sec.	30-45 sec.	45-60 sec.	>60 sec.
FRA	3/4	2/4	1/2	4/5	0/1
ARG	4/6	1/1	2/4	0/3	

SUBSTITUTION SUMMARY

Players	FRA	ARG
Goalkeeper <-> Goalkeeper	0	3
Court Player <-> Goalkeeper	21	28
Court Player <-> Court Player	50	56
Total:	71	87



Match Report

試合レポート / Compte rendu du match

Team A										Team B													
A										B													
SWE - Sweden										BRN - Bahrain													
played in										on										Match Number			
Tokyo										Yoyogi National Stadium										3			
SAT 24 JUL 2021										14:15													
Half-time (30')		A	B	End of playing time		A	B	1st overtime		A	B	2nd overtime		A	B	After penalty throws		A	B				
		16	18			32	31																
Number of 7m		Team time-out			Full name of players and officials										Team time-out			B		Number of 7m			
2/2		1	2	3											1	2	3	4/5					
		29:30		53:31												8:17		54:46		59:28			
No.	Team A				G	YC	2'	RC	BC	No.	Team B				G	YC	2'	RC	BC				
2	CARLSBOGARD Jonathan				1		1			1	MAHFOODH Husain												
5	DARJ Max				4					3	EID Ali				3								
10	EKBERG Niclas				1					8	ALI Hasan				2		1						
11	PETTERSSON Daniel				1					9	ALSAMAHIJI Hasan				2	1	1						
12	PALICKA Andreas									15	ABDULREDHA Mohamed												
15	WANNE Hampus				13					18	FADHUL Ahmed				1		1						
16	AGGEFORS Mikael									19	ALI Mohamed				1								
18	PETTERSSON Fredric						1			21	ALI Mohamed												
19	CLAAR Felix				2					50	ALMAQABI Ahmed				2		1						
22	PELLAS Lucas									77	ALI Ali Merza				2								
23	LAGERGREN Albin				5	1				89	HABIB Mahdi				4								
24	GOTTFRIDSSON Jim				2					93	AHMED Mohamed				6								
27	SUNNEFELDT Oskar									95	MOHAMED Mohamed				4								
33	SANDELL Lukas				3		1			99	ALSAYYAD Husain				4		1						

Off.A	BOQUIST Martin					Off.A	ALNAJEM Ahmed				
Off.B	SOLBERG Glenn					Off.B	KRIST JANSSON Aron				
Off.C	SVENSSON Tomas					Off.C	ABDULLA Esam		1		
Off.D	JERRHAG Daniel					Off.D	ALMESHAIMA Maitham				
Off.E	SEVE Johanna					Off.E	EATMADI Ismaeel				

A	Signatures of responsables for the teams (Off.A)		B
Remarks of referees / IHF Official			

Referees	BRUNNER Arthur (SUI)	Signatures	SALAH Morad (SUI)	Signatures
Technical Officials	TK: REISINGER Gerhard (AUT)		SK: ADJEMIAN Teodoro (ARG)	
IHF Official	SOEDAL Per Morten (NOR)			

Note: Number of 7m scored/awarded to resp. B, goals (G), yellow cards (YC), red cards (RC), red card after 3rd 2' suspension (X), direct red card (D) and blue cards (BC).



Results

結果 / Résultats

REVISED
 24 JUL 16:01

Match 3

SWE 32 - 31 BRN
 (16 - 18) (16 - 13)

Referees: BRUNNER A / SALAH M (SUI)

SWE - Sweden

Players		Shots									Punishments			
No.	Name	G/S	%	6m	Wing	9m	7m	FB	BT	EG	YC	2Min	RC	BC
2	CARLSBOGARD Jonathan	1/2	50	0/1		1/1						1		
5	DARJ Max	4/7	57	3/6				1/1						
10	EKBERG Niclas	1/2	50		1/2									
11	PETTERSSON Daniel	1/3	33		1/3									
12	PALICKA Andreas													
15	WANNE Hampus	13/17	76		4/8		2/2	7/7						
16	AGGEFORS Mikael													
18	PETTERSSON Fredric												1	
19	CLAAR Felix	2/2	100	1/1					1/1					
22	PELLAS Lucas													
23	LAGERGREN Albin	5/7	71	0/2		1/1		1/1	3/3		1			
24	GOTTFRIDSSON Jim	2/2	100	1/1					1/1					
27	SUNNEFELDT Oskar													
33	SANDELL Lukas	3/5	60	0/1		0/1			3/3				1	
Bench/Team														
Totals		32/47	68	5/12	6/13	2/3	2/2	9/9	8/8		1	3		

Goalkeepers		Saves								
No.	Name	S/S	%	6m	Wing	9m	7m	FB	BT	EG
12	PALICKA Andreas	4/22	18	0/5	0/1	3/6	0/2	1/4	0/4	
16	AGGEFORS Mikael	5/17	29	0/2	1/3	1/3	1/3	0/2	2/4	
EG		1								
Totals		9/40	23	0/7	1/4	4/9	1/5	1/6	2/8	

BRN - Bahrain

Players		Shots									Punishments			
No.	Name	G/S	%	6m	Wing	9m	7m	FB	BT	EG	YC	2Min	RC	BC
1	MAHFOODH Husain													
3	EID Ali	3/3	100	3/3										
8	ALI Hasan	2/4	50		0/1			1/1	1/2			1		
9	ALSAMAHJI Hasan	2/3	67	1/1				1/2			1	1		
15	ABDULREDHA Mohamed													
18	FADHUL Ahmed	1/1	100		1/1								1	
19	ALI Mohamed	1/1	100	1/1										
21	ALI Mohamed													
50	ALMAQABI Ahmed	2/2	100			2/2						1		
77	ALI Ali Merza	2/5	40	0/1		1/3		1/1						
89	HABIB Mahdi	4/4	100		2/2			1/1		1/1				
93	AHMED Mohamed	6/9	67	1/1		0/2	4/5		1/1					
95	MOHAMED Mohamed	4/5	80					1/1	3/4					
99	ALSAYYAD Husain	4/7	57	1/1		2/5			1/1			1		
Bench/Team											1			
Totals		31/44	70	7/8	3/4	5/12	4/5	5/6	6/8	1/1	2	5		

Goalkeepers		Saves								
No.	Name	S/S	%	6m	Wing	9m	7m	FB	BT	EG
1	MAHFOODH Husain	1/2	50		0/1	1/1				
21	ALI Mohamed	10/41	24	5/10	5/10	0/2	0/2	0/9	0/8	
Totals		11/43	26	5/10	5/11	1/3	0/2	0/9	0/8	

RUNNING SCORE
 SWE - BRN

1st Half	
WANNE H	1 (1') 0
WANNE H	2 (2') 0
	2 (3') 1 ALSAYYAD H
	2 (4') 2 ALI AM
	2 (5') 3 ALSAYYAD H
DARJ M	3 (5') 3
LAGERGREN A	4 (6') 3
WANNE H	5 (7') 3
DARJ M	6 (7') 3
EKBERG N	7 (9') 3
WANNE H	8 (9') 3
	8 (11') 4 ALMAQABI A
LAGERGREN A	9 (11') 4
	9 (12') 5 FADHUL A
DARJ M	10 (12') 5
	10 (13') 6 AHMED M
	10 (14') 7 ALSAMAHJI H
	10 (15') 8 MOHAMED M
WANNE H	11 (16') 8
	11 (17') 9 EID A
DARJ M	12 (18') 9
	12 (19') 10 MOHAMED M
LAGERGREN A	13 (20') 10
	13 (20') 11 EID A
WANNE H	14 (21') 11
	14 (21') 12 ALI H
PETTERSSON D	15 (22') 12
	15 (23') 13 AHMED M
	15 (24') 14 MOHAMED M
	15 (26') 15 AHMED M
	15 (27') 16 EID A
	15 (30') 17 MOHAMED M
	15 (30') 18 HABIB M
WANNE H	16 (30') 18
2nd Half	
WANNE H	17 (31') 18
SANDELL L	18 (33') 18
	18 (34') 19 ALI M
	18 (35') 20 ALI AM
WANNE H	19 (37') 20
	19 (38') 21 ALSAYYAD H
GOTTFRIDSSON J	20 (38') 21
	20 (39') 22 AHMED M
SANDELL L	21 (40') 22
	21 (40') 23 ALSAMAHJI H
GOTTFRIDSSON J	22 (40') 23
	22 (41') 24 ALSAYYAD H
SANDELL L	23 (42') 24
	23 (42') 25 HABIB M
CARLSBOGARD J	24 (43') 25
	24 (44') 26 AHMED M
WANNE H	25 (45') 26
	25 (46') 27 ALMAQABI A
WANNE H	26 (47') 27
WANNE H	27 (49') 27
	27 (51') 28 HABIB M
CLAAR F	28 (52') 28
	28 (52') 29 HABIB M
CLAAR F	29 (53') 29
	29 (54') 30 AHMED M
	29 (55') 31 ALI H
LAGERGREN A	30 (55') 31
WANNE H	31 (58') 31
LAGERGREN A	32 (60') 31



Results
 結果 / Résultats

REVISED
 24 JUL 16:01

Match 3

Legend:							
%	Efficiency	2Min	2-Minute Suspensions	6m	6-metre Shots	7m	7-metre Shots
9m	9-metre Shots	BC	Blue Cards	BT	Breakthroughs	D	Direct Red Card
EG	Empty Goal	FB	Fast Breaks	G/S	Goals/Shots	No.	Uniform Number
RC	Red Cards	S/S	Saves/Shots	Wing	Wing Shots	X	Red Card After 3rd 2-Minute Suspension
YC	Yellow Cards						

REVISED

Updated Yellow card for Team Official C Team BRN after IF decision



Match Team Statistics

チームの試合統計 / Statistiques du match par équipe

REVISED
24 JUL 16:01

Match 3

SWE 32 - 31 BRN
(16 - 18) (16 - 13)

Referees: BRUNNER A / SALAH M (SUI)

SWE - Sweden

Players		Shots									Offence		Defence		Punishments			TP	
No.	Name	G/S	%	6m	Wing	9m	7m	FB	BT	EG	AS	TO	ST	BS	YC	2Min	RC		BC
2	CARLSBOGARD Jonathan	1/2	50	0/1		1/1					3	2		1		1			47:24
5	DARJ Max	4/7	57	3/6				1/1					2						57:48
10	EKBERG Niclas	1/2	50		1/2						1								33:10
11	PETTERSSON Daniel	1/3	33		1/3														26:42
12	PALICKA Andreas																		29:19
15	WANNE Hampus	13/17	76		4/8		2/2	7/7											60:00
16	AGGEFORS Mikael										1								28:01
18	PETTERSSON Fredric															1			9:20
19	CLAAR Felix	2/2	100	1/1					1/1			1	1	1					23:57
22	PELLAS Lucas																		
23	LAGERGREN Albin	5/7	71	0/2		1/1		1/1	3/3		2	3	1		1				38:54
24	GOTTFRIDSSON Jim	2/2	100	1/1					1/1		6	3		1					43:44
27	SUNNEFELDT Oskar																		
33	SANDELL Lukas	3/5	60	0/1		0/1			3/3		1	1	1				1		21:41
Bench/Team																			
Totals		32/47	68	5/12	6/13	2/3	2/2	9/9	8/8		14	10	5	3	1	3			

Goalkeepers		Total Shots		6m Shots		Wing Shots		9m Shots		7m Shots		Fast Breaks		Breakthroughs	
No.	Name	S/S	%	S/S	%	S/S	%	S/S	%	S/S	%	S/S	%	S/S	%
12	PALICKA Andreas	4/22	18	0/5	0	0/1	0	3/6	50	0/2	0	1/4	25	0/4	0
16	AGGEFORS Mikael	5/17	29	0/2	0	1/3	33	1/3	33	1/3	33	0/2	0	2/4	50
EG		1													
Totals		9/40	23	0/7	0	1/4	25	4/9	44	1/5	20	1/6	17	2/8	25

Team Shots	Goals	Saves	Missed	Post	Blocked	Total	%
6m Shots	5	5		2		12	42
Wing Shots	6	5		2		13	46
9m Shots	2	1				3	67
7m Shots	2				N/A	2	100
Fast Breaks	9					9	100
Breakthroughs	8					8	100
Empty Goal		N/A					
Totals	32	11		4		47	68

Number of Attacks: 54, Scoring Efficiency: 59%



Match Team Statistics

チームの試合統計 / Statistiques du match par équipe

REVISED
24 JUL 16:01

Match 3

SWE 32 - 31 BRN
(16 - 18) (16 - 13)

Referees: BRUNNER A / SALAH M (SUI)

SWE - Sweden

Shots Distribution

Players


Goals / Shots

2 CARLSBOGARD J	5 DARJ M	10 EKBERG N	11 PETERSSON D	12 PALICKA A	15 WANNE H	16 AGGEFORS M
0/1	0/1		0/1		1/2 4/4	
1/1	1/1 2/2	1/1	0/1 1/1		2/4 2/2	
	1-Post	1-Post			1-Post	
18 PETERSSON F	19 CLAAR F	22 PELLAS L	23 LAGERGREN A	24 GOTTFRIDSSON J	27 SUNNEFELDT O	33 SANDELL L
	1/1		2/2 1/1	1/1		1/1 0/1
	1/1		1/1 1/1	1/1		1/1 1/2
			1-Post			

Team
Goals / Shots

3/3	1/2	6/7
4/7		3/7
1/1	4/5	10/11
4-Post		

Offence



Goalkeepers
Saves / Shots

	0/1	0/2
2/4	2/3	3/7
1/15	0/1	1/7

12 PALICKA A

	0/1	
1/2	1/1	0/2
1/10	0/1	1/5

16 AGGEFORS M

		0/2
1/2	1/2	3/5
0/4		0/2



Match Team Statistics

チームの試合統計 / Statistiques du match par équipe

REVISED
24 JUL 16:01

Match 3

SWE 32 - 31 BRN
(16 - 18) (16 - 13)

Referees: BRUNNER A / SALAH M (SUI)

BRN - Bahrain

Players		Shots									Offence		Defence		Punishments			TP		
No.	Name	G/S	%	6m	Wing	9m	7m	FB	BT	EG	AS	TO	ST	BS	YC	2Min	RC		BC	
1	MAHFOODH Husain																			7:42
3	EID Ali	3/3	100	3/3							1									24:15
8	ALI Hasan	2/4	50		0/1			1/1	1/2								1			19:02
9	ALSAMAHJI Hasan	2/3	67	1/1				1/2					1		1	1	1			28:48
15	ABDULREDHA Mohamed												1							9:21
18	FADHUL Ahmed	1/1	100		1/1												1			46:39
19	ALI Mohamed	1/1	100	1/1							1									36:43
21	ALI Mohamed																			46:44
50	ALMAQABI Ahmed	2/2	100			2/2					3	1					1			32:19
77	ALI Ali Merza	2/5	40	0/1		1/3		1/1			2	1								44:06
89	HABIB Mahdi	4/4	100		2/2			1/1		1/1	2									31:05
93	AHMED Mohamed	6/9	67	1/1		0/2	4/5		1/1		4	3								39:35
95	MOHAMED Mohamed	4/5	80					1/1	3/4			4								26:21
99	ALSAYYAD Husain	4/7	57	1/1		2/5			1/1		1	3						1		27:20
Bench/Team												1				1				
Totals		31/44	70	7/8	3/4	5/12	4/5	5/6	6/8	1/1	14	13	2		2	5				

Goalkeepers		Total Shots		6m Shots		Wing Shots		9m Shots		7m Shots		Fast Breaks		Breakthroughs	
No.	Name	S/S	%	S/S	%	S/S	%	S/S	%	S/S	%	S/S	%	S/S	%
1	MAHFOODH Husain	1/2	50			0/1	0	1/1	100						
21	ALI Mohamed	10/41	24	5/10	50	5/10	50	0/2	0	0/2	0	0/9	0	0/8	0
Totals		11/43	26	5/10	50	5/11	45	1/3	33	0/2	0	0/9	0	0/8	0

Team Shots	Goals	Saves	Missed	Post	Blocked	Total	%
6m Shots	7				1	8	88
Wing Shots	3	1				4	75
9m Shots	5	4		1	2	12	42
7m Shots	4	1			N/A	5	80
Fast Breaks	5	1				6	83
Breakthroughs	6	2				8	75
Empty Goal	1	N/A				1	100
Totals	31	9		1	3	44	70

Number of Attacks: 54, Scoring Efficiency: 57%



Match Team Statistics

チームの試合統計 / Statistiques du match par équipe

REVISED
24 JUL 16:01

Match 3

SWE 32 - 31 BRN
(16 - 18) (16 - 13)

Referees: BRUNNER A / SALAH M (SUI)

BRN - Bahrain

Shots Distribution

Players

Goals / Shots


1 MAHFOODH H	3 EID A	8 ALI H	9 ALSAMAHJI H	15 ABDULREDHA M	18 FADHUL A	19 ALI M
	1/1	0/1	0/1			
	1/1	1/1	1/1		1/1	1/1
21 ALI M	50 ALMAQABI A	77 ALI AM	89 HABIB M	93 AHMED M	95 MOHAMED M	99 ALSAYYAD H
	1/1			1/1		
	1/1	2/2	4/4	2/3	0/1	1/3
	1/1	0/1	1-Blocked	1/1	3/3	2/2
		0/1		2-Blocked	1/1	1/1
						1-Post

Team Goals / Shots

	1/1	2/2
2/4	1/3	4/7
14/15	1/1	6/7
	1-Post	3-Blocked

Offence

Defence



Goalkeepers Saves / Shots

0/3	1/2	1/7
3/7		4/7
0/1	1/5	1/11

1 MAHFOODH H

		0/1
		1/1

21 ALI M

0/3	1/2	1/6
3/7		4/7
0/1	1/5	0/10

Legend:	% Efficiency	2Min 2-Minute Suspensions	6m 6 metre Shots	7m 7-metre Shots	9m 9-metre Shots
AS Assists	BC Blue Cards	BS Blocked Shots	BT Breakthroughs	D Direct Red Card	
EG Empty Goal	FB Fast Breaks	G/S Goals/Shots	N/A Not Applicable	No. Uniform Number	
RC Red Cards	S/S Saves/Shots	ST Steals	TO Turnover	TP Time Played	
Wing Wing Shots	X Red Card After 3rd 2-Minute Suspension	YC Yellow Cards			

REVISED

Updated Yellow card for Team Official C Team BRN after IF decision



Empty Goal Analysis

無人ゴール 分析 / Analyses des attaques avec but vide

Match 3

SWE 32 - 31 BRN

(16 - 18) (16 - 13)

Referees: BRUNNER A / SALAH M (SUI)

ATTACKS DURING OWN EMPTY GOAL SITUATION

Players on Court	Attacks		Goals		Saves		Missed		Blocked		Post		Turnovers		Scoring Efficiency -		Goals Against	
	SWE	BRN	SWE	BRN	SWE	BRN	SWE	BRN	SWE	BRN	SWE	BRN	SWE	BRN	SWE %	BRN %	SWE	BRN
7 Against 6	3	2	2	2	1	1									67	100		
6 Against 6	2	4	1	2	2	1							1		50	50	1	
Others	1	2	1	2											100	100		
Total:	6	8	4	6	3	2							1		67	75	1	

GOALS/ATTACKS DURING OWN EMPTY GOAL SITUATION - ANALYSIS OF OCCURRENCE (in 5 min intervals)

Players on Court	1st Half											
	0-5		5-10		10-15		15-20		20-25		25-30	
	SWE	BRN	SWE	BRN	SWE	BRN	SWE	BRN	SWE	BRN	SWE	BRN
7 Against 6								1/1		1/1		
6 Against 6								1/2		1/1	0/1	
Others												
Total:								2/3		2/2	0/1	

Players on Court	2nd Half											
	30-35		35-40		40-45		45-50		50-55		55-60	
	SWE	BRN	SWE	BRN	SWE	BRN	SWE	BRN	SWE	BRN	SWE	BRN
7 Against 6							0/1		1/1		1/1	
6 Against 6								0/1	1/1			
Others					1/1	1/1				1/1		
Total:					1/1	1/1	0/1	0/1	2/2	1/1	1/1	

GOALS/ATTACKS DURING OWN EMPTY GOAL SITUATION - ANALYSIS BY DURATION

Team	<15 sec.	15-30 sec.	30-45 sec.	45-60 sec.	>60 sec.
SWE		2/3	2/3		
BRN		3/4	1/2	1/1	1/1

SUBSTITUTION SUMMARY

Players	SWE	BRN
Goalkeeper <-> Goalkeeper	0	0
Court Player <-> Goalkeeper	12	18
Court Player <-> Court Player	23	51
Total:	35	69



Match Report

試合レポート / Compte rendu du match

Team A										Team B																																									
A										B																																									
GER - Germany										ESP - Spain																																									
played in										in the hall										on										at										Spectators										Match Number	
Tokyo										Yoyogi National Stadium										SAT 24 JUL 2021										16:15																				4	
Half-time (30')		A		B		End of playing time		A		B		1st overtime		A		B		2nd overtime		A		B		After penalty throws		A		B																							
		13		12				27		28																																									
Number of 7m		A		Team time-out						Full name of players and officials										Team time-out						B		Number of 7m																							
3/5		3/5		1		2		3		18:02		48:44		58:09		3/3		3/3																																	
No.		Team A						G		YC		2'		RC		BC		No.		Team B						G		YC		2'		RC		BC																	
1		BITTER Johannes																1		PEREZ de VARGAS MORENO Gonzalo																															
3		GENSHEIMER Uwe						3										3		GURBINDO MARTINEZ Eduardo						2		1		2																					
4		GOLLA Johannes						3				1						5		MAQUEDA PENO Jorge						2																									
6		LEMKE Finn																6		FERNANDEZ PEREZ Angel						4																									
13		PEKELER Hendrik						4		1								9		ENTRERRIOS RODRIGUEZ Raul						1																									
15		KNORR Juri						1										10		DUJSHEBAEV DOVICHEBAEVA Alex						4																									
17		WEINHOLD Steffen						5				2						11		SARMIENTO MELIAN Daniel						1																									
20		WEBER Philipp						2										12		CORRALES RODAL Rodrigo																															
25		HAEFNER Kai										1						14		SOLE SALA Ferran						2																									
31		SCHILLER Marcel						2										17		FIGUERAS TREJO Adrian						5																									
33		WOLFF Andreas																24		MORROS de ARGILA Viran																															
35		KUEHN Julius						2				1						27		GARCIA ROBLEDO Antonio						2																									
73		KASTENING Timo						3										28		GOMEZ ABELLO Aleix						5																									
95		DRUX Paul						2										30		GUARDIOLA VILLAPLANA Gedeon																															

Off.A	GISLASON Alfred	1						Off.A	RIBERA ROMANS Jordi	1						
Off.B	WUDTKE Erik							Off.B	MONTES AGUERA Cesar Jesus							
Off.C	ANDERSSON Mattias							Off.C	MUNOZ BENITO Juan Jose							
Off.D	STEUER Kurt							Off.D	LLORENTE RUIZ Francisco Daniel							
Off.E	ROTH Reinhold							Off.E	RIVILLA GARCIA Jesus							

A	Signatures of responsables for the teams (Off.A)										B
Remarks of referees / IHF Official											

Referees	KURTAGIC Mirza (SWE)					Signatures	WETTERWIK Mattias (SWE)					Signatures
Technical Officials	TK: NACHEVSKI Dragan (MKD)						SK: SOOS Balazs (HUN)					
IHF Official	JENSEN Bjarne Munk (DEN)											

Note: Number of 7m scored/awarded to resp. B, goals (G), yellow cards (YC), red cards (RC), red card after 3rd 2' suspension (X), direct red card (D) and blue cards (BC).



Results

結果 / Résultats

GER 27 - 28 ESP
 (13 - 12) (14 - 16)

Match 4

Referees: KURTAGIC M / WETTERWIK M (SWE)

GER - Germany

Players		Shots									Punishments			
No.	Name	G/S	%	6m	Wing	9m	7m	FB	BT	EG	YC	2Min	RC	BC
1	BITTER Johannes													
3	GENSHEIMER Uwe	3/6	50		0/3		2/2	1/1						
4	GOLLA Johannes	3/3	100	3/3								1		
6	LEMKE Finn													
13	PEKELER Hendrik	4/5	80	4/5							1			
15	KNORR Juri	1/3	33	1/1		0/2								
17	WEINHOLD Steffen	5/6	83	2/2					3/4			2		
20	WEBER Philipp	2/5	40	1/3		1/1			0/1				1	
25	HAEFNER Kai													
31	SCHILLER Marcel	2/4	50	1/1			1/3							
33	WOLFF Andreas													
35	KUEHN Julius	2/3	67					2/2	0/1				1	
73	KASTENING Timo	3/4	75	2/2				1/2						
95	DRUX Paul	2/5	40	1/3		0/1			1/1					
Bench/Team											1			
Totals		27/44	61	15/20	0/3	1/4	3/5	4/5	4/7		2	5		

Goalkeepers		Saves							
No.	Name	S/S	%	6m	Wing	9m	7m	FB	BT
1	BITTER Johannes	10/30	33	4/10	1/4	5/6	0/2	0/3	0/5
33	WOLFF Andreas	1/8	13	0/3	1/2	0/2	0/1		
EG		1							
Totals		11/39	28	4/13	2/6	5/8	0/3	0/3	0/5

ESP - Spain

Players		Shots									Punishments			
No.	Name	G/S	%	6m	Wing	9m	7m	FB	BT	EG	YC	2Min	RC	BC
1	PEREZ de VARGAS MORENO Gonzalo	0/1	0							0/1				
3	GURBINDO MARTINEZ Eduardo	2/2	100	1/1					1/1		1	2		
5	MAQUEDA PENO Jorge	2/7	29	0/3		0/2		2/2						
6	FERNANDEZ PEREZ Angel	4/6	67		2/4			1/1		1/1				
9	ENTRERRIOS RODRIGUEZ Raul	1/3	33			0/2			1/1					
10	DUJSHEBAEV DOVICHEBAEVA Alex	4/7	57	1/2		2/4			1/1					
11	SARMIENTO MELIAN Daniel	1/1	100			1/1								
12	CORRALES RODAL Rodrigo													
14	SOLE SALA Ferran	2/2	100	1/1	1/1									
17	FIGUERAS TREJO Adrian	5/6	83	5/6										
24	MORROS de ARGILA Viran													
27	GARCIA ROBLEDO Antonio	2/3	67	0/1					2/2					
28	GOMEZ ABELLO Aleix	5/5	100	1/1	1/1		3/3							
30	GUARDIOLA VILLAPLANA Gedeon													
Bench/Team											1			
Totals		28/43	65	9/15	4/6	3/9	3/3	3/3	5/5	1/2	2	2		

Goalkeepers		Saves							
No.	Name	S/S	%	6m	Wing	9m	7m	FB	BT
1	PEREZ de VARGAS MORENO Gonzalo	11/38	29	3/18	2/2	0/1	2/5	1/5	3/7
12	CORRALES RODAL Rodrigo								
Totals		11/38	29	3/18	2/2	0/1	2/5	1/5	3/7

RUNNING SCORE
 GER - ESP

1st Half	
0 (1') 1	GOMEZ ABELLO A
1 (2') 1	WEBER P
1 (4') 2	FIGUERAS TREJO A
1 (7') 3	FIGUERAS TREJO A
2 (8') 3	PEKELER H
3 (9') 3	PEKELER H
3 (11') 4	FIGUERAS TREJO A
4 (11') 4	WEINHOLD S
4 (12') 5	GURBINDO MARTINEZ
5 (14') 5	DRUX P
6 (15') 5	WEINHOLD S
7 (15') 5	KASTENING T
7 (16') 6	FERNANDEZ PEREZ A
8 (17') 6	GOLLA J
9 (18') 6	KASTENING T
9 (20') 7	GOMEZ ABELLO A
10 (20') 7	GOLLA J
10 (21') 8	GOMEZ ABELLO A
10 (22') 9	GARCIA ROBLEDO A
10 (23') 10	MAQUEDA PENO J
11 (24') 10	GENSHEIMER U
11 (26') 11	MAQUEDA PENO J
12 (29') 11	GOLLA J
12 (29') 12	DUJSHEBAEV DOVICH.
13 (30') 12	KNORR J
2nd Half	
14 (31') 12	WEINHOLD S
14 (31') 13	FERNANDEZ PEREZ A
15 (32') 13	WEBER P
15 (32') 14	DUJSHEBAEV DOVICH.
15 (33') 15	SOLE SALA F
15 (34') 16	FERNANDEZ PEREZ A
15 (35') 17	FIGUERAS TREJO A
16 (36') 17	SCHILLER M
16 (37') 18	GOMEZ ABELLO A
16 (39') 19	FERNANDEZ PEREZ A
17 (41') 19	PEKELER H
18 (41') 19	KUEHN J
18 (44') 20	ENTRERRIOS RODRIG.
19 (44') 20	DRUX P
19 (45') 21	GARCIA ROBLEDO A
20 (46') 21	WEINHOLD S
21 (46') 21	KASTENING T
21 (47') 22	FIGUERAS TREJO A
22 (48') 22	PEKELER H
23 (51') 22	KUEHN J
23 (51') 23	SARMIENTO MELIAN D
23 (52') 24	GURBINDO MARTINEZ
24 (53') 24	GENSHEIMER U
24 (55') 25	SOLE SALA F
25 (55') 25	SCHILLER M
25 (56') 26	GOMEZ ABELLO A
26 (56') 26	WEINHOLD S
27 (58') 26	GENSHEIMER U
27 (59') 27	DUJSHEBAEV DOVICH.
27 (60') 28	DUJSHEBAEV DOVICH.

Legend:							
%	Efficiency	2Min	2-Minute Suspensions	6m	6-metre Shots	7m	7-metre Shots
9m	9-metre Shots	BC	Blue Cards	BT	Breakthroughs	D	Direct Red Card
EG	Empty Goal	FB	Fast Breaks	G/S	Goals/Shots	No.	Uniform Number
RC	Red Cards	S/S	Saves/Shots	Wing	Wing Shots	X	Red Card After 3rd 2-Minute Suspension
YC	Yellow Cards						



Match Team Statistics

チームの試合統計 / Statistiques du match par équipe

Match 4

GER 27 - 28 ESP

(13 - 12) (14 - 16)

Referees: KURTAGIC M / WETTERWIK M (SWE)

GER - Germany

Players		Shots									Offence		Defence		Punishments			TP	
No.	Name	G/S	%	6m	Wing	9m	7m	FB	BT	EG	AS	TO	ST	BS	YC	2Min	RC		BC
1	BITTER Johannes											1							39:06
3	GENSHEIMER Uwe	3/6	50		0/3		2/2	1/1											21:53
4	GOLLA Johannes	3/3	100	3/3									1				1		29:12
6	LEMKE Finn													1					15:37
13	PEKELER Hendrik	4/5	80	4/5							1				1				80:41
15	KNORR Juri	1/3	33	1/1		0/2													9:18
17	WEINHOLD Steffen	5/6	83	2/2					3/4		1	3					2		40:33
20	WEBER Philipp	2/5	40	1/3		1/1			0/1		4	1	1						22:01
25	HAEFNER Kai										2	4					1		18:12
31	SCHILLER Marcel	2/4	50	1/1			1/3					1	1						35:54
33	WOLFF Andreas										1								14:08
35	KUEHN Julius	2/3	67					2/2	0/1		3						1		22:09
73	KASTENING Timo	3/4	75	2/2				1/2					1						59:17
95	DRUX Paul	2/5	40	1/3		0/1			1/1		1	2							36:48
	Bench/Team															1			
Totals		27/44	61	15/20	0/3	1/4	3/5	4/5	4/7		13	12	4	1	2	5			

Goalkeepers		Total Shots		6m Shots		Wing Shots		9m Shots		7m Shots		Fast Breaks		Breakthroughs	
No.	Name	S/S	%	S/S	%	S/S	%	S/S	%	S/S	%	S/S	%	S/S	%
1	BITTER Johannes	10/30	33	4/10	40	1/4	25	5/6	83	0/2	0	0/3	0	0/5	0
33	WOLFF Andreas	1/8	13	0/3	0	1/2	50	0/2	0	0/1	0				
EG		1													
Totals		11/39	28	4/13	31	2/6	33	5/8	63	0/3	0	0/3	0	0/5	0

Team Shots	Goals	Saves	Missed	Post	Blocked	Total	%
6m Shots	15	3	2			20	75
Wing Shots		2		1		3	0
9m Shots	1		1	1	1	4	25
7m Shots	3	2			N/A	5	60
Fast Breaks	4	1				5	80
Breakthroughs	4	3				7	57
Empty Goal		N/A					
Totals	27	11	3	2	1	44	61

Number of Attacks: 53, Scoring Efficiency: 51%



Match Team Statistics

チームの試合統計 / Statistiques du match par équipe

Match 4

GER 27 - 28 ESP
 (13 - 12) (14 - 16)

Referees: KURTAGIC M / WETTERWIK M (SWE)

GER - Germany

Shots Distribution

Players

Goals / Shots

1 BITTER J	3 GENSHEIMER U	4 GOLLA J	6 LEMKE F	13 PEKELER H	15 KNORR J	17 WEINHOLD S
	1/1	1/1		1/1 2/2		
	1/1 0/1			0/1	1/1	1/2
	0/1 1/1	1/1 1/1		1/1		1/1 3/3
	1-Post				1-Post 1-Blocked	
20 WEBER P	25 HAEFNER K	31 SCHILLER M	33 WOLFF A	35 KUEHN J	73 KASTENING T	95 DRUX P
		1/2		0/1		1/1
0/1					0/1	0/1
		1/1 0/1		2/2	2/2 1/1	1/1
2/2						2-Missed
1-Missed						


Team
Goals / Shots

2/4	3/3	2/3
2/4	0/1	1/4
6/6	4/5	7/8
3-Missed	2-Post	1-Blocked

Offence

Defence

Goalkeepers
Saves / Shots



0/1	1/1	2/5
2/6	1/2	1/4
3/10	0/3	1/7

1 BITTER J

	1/1	2/5
1/4	1/2	1/4
3/8	0/2	1/4

33 WOLFF A

0/1		
1/2		
0/2		0/3



Match Team Statistics

チームの試合統計 / Statistiques du match par équipe

Match 4

GER 27 - 28 ESP

(13 - 12) (14 - 16)

Referees: KURTAGIC M / WETTERWIK M (SWE)

ESP - Spain

Players		Shots									Offence		Defence		Punishments			TP	
No.	Name	G/S	%	6m	Wing	9m	7m	FB	BT	EG	AS	TO	ST	BS	YC	2Min	RC		BC
1	PEREZ de VARGAS MORENO Gonzalo	0/1	0							0/1	1	1	1						58:02
3	GURBINDO MARTINEZ Eduardo	2/2	100	1/1					1/1			2	1		1	2			31:19
5	MAQUEDA PENO Jorge	2/7	29	0/3		0/2		2/2					1						11:24
6	FERNANDEZ PEREZ Angel	4/6	67		2/4			1/1		1/1	1								56:17
9	ENTRERRIOS RODRIGUEZ Raul	1/3	33			0/2			1/1		3	2							40:19
10	DUJSHEBAEV DOVICHEBAEVA Alex	4/7	57	1/2		2/4			1/1		1	2							30:26
11	SARMIENTO MELIAN Daniel	1/1	100			1/1					1	3							21:31
12	CORRALES RODAL Rodrigo																		
14	SOLE SALA Ferran	2/2	100	1/1	1/1						1		1						24:40
17	FIGUERAS TREJO Adrian	5/6	83	5/6							2	1							27:46
24	MORROS de ARGILA Viran													1					29:06
27	GARCIA ROBLEDO Antonio	2/3	67	0/1				2/2			1		2						33:35
28	GOMEZ ABELLO Aleix	5/5	100	1/1	1/1		3/3					1	1						29:26
30	GUARDIOLA VILLAPLANA Gedeon												1						26:09
Bench/Team															1				
Totals		28/43	65	9/15	4/6	3/9	3/3	3/3	5/5	1/2	11	12	8	1	2	2			

Goalkeepers		Total Shots		6m Shots		Wing Shots		9m Shots		7m Shots		Fast Breaks		Breakthroughs	
No.	Name	S/S	%	S/S	%	S/S	%	S/S	%	S/S	%	S/S	%	S/S	%
1	PEREZ de VARGAS MORENO Gonzalo	11/38	29	3/18	17	2/2	100	0/1	0	2/5	40	1/5	20	3/7	43
12	CORRALES RODAL Rodrigo														
Totals		11/38	29	3/18	17	2/2	100	0/1	0	2/5	40	1/5	20	3/7	43

Team Shots	Goals	Saves	Missed	Post	Blocked	Total	%
6m Shots	9	4	1		1	15	60
Wing Shots	4	2				6	67
9m Shots	3	5		1		9	33
7m Shots	3				N/A	3	100
Fast Breaks	3					3	100
Breakthroughs	5					5	100
Empty Goal	1	N/A	1			2	50
Totals	28	11	2	1	1	43	65

Number of Attacks: 52, Scoring Efficiency: 54%



Match Team Statistics

チームの試合統計 / Statistiques du match par équipe

Match 4

GER 27 - 28 ESP
(13 - 12) (14 - 16)

Referees: KURTAGIC M / WETTERWIK M (SWE)

ESP - Spain

Players
Goals / Shots


Shots Distribution

1 PEREZ de VARGAS M.	3 GURBINDO MARTINEZ	5 MAQUEDA PENO J	6 FERNANDEZ PEREZ A	9 ENTRERRIOS RODRIG.	10 DUJSHEBAEV DOVICH.	11 SARMIENTO MELIAN D
		1/1 0/1 0/1	0/2 1/1		0/1 1/1 1/1	
	1/1 1/1	0/2 1/1	1/1 1/1	1/1	1/2 0/1	1/1
1-Missed		1-Missed		1-Post		
12 CORRALES RODAL R	14 SOLE SALA F	17 FIGUERAS TREJO A	24 MORROS de ARGILA V	27 GARCIA ROBLEDO A	28 GOMEZ ABELLO A	30 GUARDIOLA VILLAPL.
		0/1 1/1			1/1 1/1	
	1/1 1/1	1/1 2/2		1/1	2/2 1/1	
					1-Blocked	

Team Goals / Shots

1/1	0/1	3/5
4/6	1/2	3/4
7/10	3/3	6/7

2-Missed 1-Post 1-Blocked



Goalkeepers Saves / Shots

2/4	0/3	1/3
2/4	1/1	3/4
0/6	1/5	1/8

1 PEREZ de VARGAS M.

2/4	0/3	1/3
2/4	1/1	3/4
0/6	1/5	1/8

12 CORRALES RODAL R

Legend:

%	Efficiency	2Min	2-Minute Suspensions	6m	6 metre Shots	7m	7-metre Shots	9m	9-metre Shots
AS	Assists	BC	Blue Cards	BS	Blocked Shots	BT	Breakthroughs	D	Direct Red Card
EG	Empty Goal	FB	Fast Breaks	G/S	Goals/Shots	N/A	Not Applicable	No.	Uniform Number
RC	Red Cards	S/S	Saves/Shots	ST	Steals	TO	Turnover	TP	Time Played
Wing	Wing Shots	X	Red Card After 3rd 2-Minute Suspension	YC	Yellow Cards				





Empty Goal Analysis

無人ゴール 分析 / Analyses des attaques avec but vide

Match 4

GER 27 - 28 ESP

(13 - 12) (14 - 16)

Referees: KURTAGIC M / WETTERWIK M (SWE)

ATTACKS DURING OWN EMPTY GOAL SITUATION

Players on Court	Attacks		Goals		Saves		Missed		Blocked		Post		Turnovers		Scoring Efficiency -		Goals Against	
	GER	ESP	GER	ESP	GER	ESP	GER	ESP	GER	ESP	GER	ESP	GER	ESP	GER	%ESP	GER	ESP
7 Against 6	7	3	4	1	1		1				1		1	1	57	33	1	
6 Against 6	4	2	3	0	1	1	1						1	75	0			
Others																		
Total:	11	5	7	1	2	1	2					1	1	2	64	20	1	

GOALS/ATTACKS DURING OWN EMPTY GOAL SITUATION - ANALYSIS OF OCCURRENCE (in 5 min intervals)

Players on Court	1st Half											
	0-5		5-10		10-15		15-20		20-25		25-30	
	GER	ESP	GER	ESP	GER	ESP	GER	ESP	GER	ESP	GER	ESP
7 Against 6	0/1		1/1		1/2	0/1						
6 Against 6				0/1			1/2				1/1	
Others												
Total:	0/1		1/1	0/1	1/2	0/1	1/2				1/1	

Players on Court	2nd Half											
	30-35		35-40		40-45		45-50		50-55		55-60	
	GER	ESP	GER	ESP	GER	ESP	GER	ESP	GER	ESP	GER	ESP
7 Against 6	2/2	1/1									0/1	0/1
6 Against 6					1/1							0/1
Others												
Total:	2/2	1/1			1/1						0/1	0/2

GOALS/ATTACKS DURING OWN EMPTY GOAL SITUATION - ANALYSIS BY DURATION

Team	<15 sec.	15-30 sec.	30-45 sec.	45-60 sec.	>60 sec.
GER		4/5	2/5		1/1
ESP	0/1	1/3		0/1	

SUBSTITUTION SUMMARY

Players	GER	ESP
Goalkeeper <-> Goalkeeper	0	0
Court Player <-> Goalkeeper	27	8
Court Player <-> Court Player	73	141
Total:	100	149



Match Report

試合レポート / Compte rendu du match

Team A										Team B																																									
A										B																																									
POR - Portugal										EGY - Egypt																																									
played in										in the hall										on										at										Spectators										Match Number	
Tokyo										Yoyogi National Stadium										SAT 24 JUL 2021										19:30																				5	
Half-time (30')		A		B		End of playing time		A		B		1st overtime		A		B		2nd overtime		A		B		After penalty throws		A		B																							
		15		15				31		37																																									
Number of 7m		A		Team time-out						Full name of players and officials										Team time-out						B		Number of 7m																							
4/4		1		38:23		2		3												1		29:42		2		54:44		3		6/7																					
No.	Team A						G	YC	2'	RC	BC	No.	Team B						G	YC	2'	RC	BC																												
4	PORTELA Pedro						5					5	OMAR Yahia						6																																
8	ITURRIZA Victor						3		2			15	MOHAMED Ahmed						7	1																															
9	FERRAZ Joao						6					24	ELMASRY Ibrahim								2																														
10	MARTINS Miguel						1					31	ELWAKIL Omar						1																																
14	SILVA Rui						3					39	ELDERAA Yehia						2																																
15	SALINA Daymaro						1	1				42	KADDAH Hassan						1																																
16	GOMES Humberto								1			45	ELDERAA Seif						1																																
22	BORGES Alexis						3		1			66	ELAHMAR Ahmed						6																																
23	BRANQUINHO Diogo						1					80	MESILHY Ahmed						1																																
25	AREIA Antonio						2					88	HENDAWY Karim																																						
27	GOMES Andre						5					89	SHEBIB Mohamed						3																																
41	CAPDEVILLE Gustavo											90	MOHAMED Ali						5																																
82	FRADE Luis											91	SANAD Mohammad						4																																
88	MAGALHAES Fabio						1		1			96	ELTAYAR Mohamed																																						

Off.A	FIDALGO Paulo Jorge					Off.A	ABUZEID Nouredin				
Off.B	PEREIRA Paulo Jorge	1				Off.B	PARRONDO Roberto				
Off.C	FERREIRA Telmo					Off.C	MOSA Mohamed				
Off.D	CATARINO Paulo					Off.D	LOSERT Venio				
Off.E	FONSECA Miguel					Off.E	CARTON LLORENTE Antonio				

A	Signatures of responsables for the teams (Off.A)										B
Remarks of referees / IHF Official											

Referees	Signatures		Signatures	
	NIKOLOV Slave (MKD)		NACHEVSKI Gjorgji (MKD)	
Technical Officials	TK: SEDREZ Salvio (BRA)		SK: POSAVEC Josip (CRO)	
IHF Official	SOEDAL Per Morten (NOR)			

Note: Number of 7m scored/awarded to resp. B, goals (G), yellow cards (YC), red cards (RC), red card after 3rd 2' suspension (X), direct red card (D) and blue cards (BC).



Results

結果 / Résultats

Match 5

POR 31 - 37 EGY
(15 - 15) (16 - 22)

Referees: NIKOLOV S / NACHEVSKI G (MKD)

POR - Portugal

Players		Shots									Punishments			
No.	Name	G/S	%	6m	Wing	9m	7m	FB	BT	EG	YC	2Min	RC	BC
4	PORTELA Pedro	5/5	100		1/1		4/4							
8	ITURRIZA Victor	3/3	100	2/2				1/1				2		
9	FERRAZ Joao	6/10	60	2/3		4/7								
10	MARTINS Miguel	1/4	25	0/2		1/2								
14	SILVA Rui	3/6	50	0/1		2/3			1/2					
15	SALINA Daymaro	1/1	100	1/1							1			
16	GOMES Humberto											1		
22	BORGES Alexis	3/5	60	3/5								1		
23	BRANQUINHO Diogo	1/1	100		1/1									
25	AREIA Antonio	2/3	67	1/1	1/2									
27	GOMES Andre	5/7	71	2/2		3/5								
41	CAPDEVILLE Gustavo													
82	FRADE Luis													
88	MAGALHAES Fabio	1/3	33	1/1		0/2							1	
	Bench/Team											1		
Totals		31/48	65	12/18	3/4	10/19	4/4	1/1	1/2			2	5	

Goalkeepers		Saves								
No.	Name	S/S	%	6m	Wing	9m	7m	FB	BT	EG
16	GOMES Humberto	4/27	15	0/8	3/4	1/8	0/4	0/2	0/1	
41	CAPDEVILLE Gustavo	3/16	19	1/8	0/1	2/3	0/2		0/2	
	EG		1							
Totals		7/44	16	1/16	3/5	3/11	0/6	0/2	0/3	

EGY - Egypt

Players		Shots									Punishments			
No.	Name	G/S	%	6m	Wing	9m	7m	FB	BT	EG	YC	2Min	RC	BC
5	OMAR Yahia	6/8	75	2/2		3/5				1/1				
15	MOHAMED Ahmed	7/9	78	3/3		2/4			2/2		1			
24	ELMASRY Ibrahim											2		
31	ELWAKIL Omar	1/2	50		0/1			1/1						
39	ELDERAA Yehia	2/2	100			1/1			1/1					
42	KADDAH Hassan	1/2	50	1/1		0/1								
45	ELDERAA Seif	1/2	50		1/2									
66	ELAHMAR Ahmed	6/6	100	1/1		1/1	4/4							
80	MESILHY Ahmed	1/1	100	1/1										
88	HENDAWY Karim													
89	SHEBIB Mohamed	3/3	100	2/2				1/1						
90	MOHAMED Ali	5/6	83	4/5		1/1								
91	SANAD Mohammad	4/6	67	1/1	1/2		2/3							
96	ELTAYAR Mohamed													
	Bench/Team													
Totals		37/47	79	15/16	2/5	8/13	6/7	2/2	3/3	1/1	1	2		

Goalkeepers		Saves								
No.	Name	S/S	%	6m	Wing	9m	7m	FB	BT	EG
88	HENDAWY Karim	5/26	19	1/10	0/2	3/9	0/4		1/1	
96	ELTAYAR Mohamed	9/19	47	5/8	1/2	3/7		0/1	0/1	
Totals		14/45	31	6/18	1/4	6/16	0/4	0/1	1/2	

RUNNING SCORE

POR - EGY

1st Half

GOMES A	1 (2') 0
	1 (3') 1 MOHAMED A
	1 (5') 2 OMAR Y
BORGES A	2 (5') 2
	2 (6') 3 OMAR Y
	2 (7') 4 OMAR Y
	2 (8') 5 MESILHY A
PORTELA P	3 (9') 5
BRANQUINHO D	4 (10') 5
	4 (11') 6 SANAD M
BORGES A	5 (12') 6
	5 (13') 7 MOHAMED A
SALINA D	6 (13') 7
MAGALHAES F	7 (14') 7
	7 (15') 8 MOHAMED A
	7 (17') 9 SANAD M
ITURRIZA V	8 (17') 9
ITURRIZA V	9 (18') 9
	9 (20') 10 SHEBIB M
PORTELA P	10 (21') 10
	10 (21') 11 SHEBIB M
	10 (24') 12 ELAHMAR A
FERRAZ J	11 (25') 12
GOMES A	12 (26') 12
	12 (26') 13 SHEBIB M
FERRAZ J	13 (26') 13
	13 (27') 14 ELAHMAR A
PORTELA P	14 (28') 14
PORTELA P	15 (30') 14
	15 (30') 15 OMAR Y

2nd Half

FERRAZ J	16 (31') 15
	16 (32') 16 ELWAKIL O
SILVA R	17 (32') 16
	17 (33') 17 ELAHMAR A
SILVA R	18 (34') 17
	18 (35') 18 MOHAMED A
PORTELA P	19 (35') 18
	19 (36') 19 MOHAMED A
GOMES A	20 (37') 19
	20 (38') 20 MOHAMED A
	20 (39') 21 MOHAMED A
FERRAZ J	21 (39') 21
	21 (40') 22 MOHAMED A
FERRAZ J	22 (40') 22
	22 (41') 23 MOHAMED A
ITURRIZA V	23 (42') 23
	23 (43') 24 ELDERAA Y
FERRAZ J	24 (43') 24
	24 (44') 25 ELDERAA Y
SILVA R	25 (45') 25
	25 (45') 26 OMAR Y
	25 (46') 27 SANAD M
	25 (48') 28 MOHAMED A
BORGES A	26 (48') 28
	26 (49') 29 ELAHMAR A
	26 (49') 30 OMAR Y
	26 (50') 31 ELDERAA S
AREIA A	27 (51') 31
	27 (52') 32 MOHAMED A
	27 (53') 33 SANAD M
	27 (54') 34 MOHAMED A
AREIA A	28 (56') 34
	28 (56') 35 ELAHMAR A
GOMES A	29 (57') 35
GOMES A	30 (59') 35
	30 (60') 36 KADDAH H
	30 (60') 37 ELAHMAR A
MARTINS M	31 (60') 37



Yoyogi National Stadium
 国立代々木競技場
 Stade national de Yoyogi

SAT 24 JUL 2021
 Start Time: 19:30

Handball
 ハンドボール / Handball

Men
 男子 / Hommes

Preliminary Round Group B
 予選ラウンド - グループB / Tour préliminaire - groupe B



Results
 結果 / Résultats

Match 5

Legend:		
%	Efficiency	
9m	9-metre Shots	
EG	Empty Goal	
RC	Red Cards	
YC	Yellow Cards	
2Min	2-Minute Suspensions	
BC	Blue Cards	
FB	Fast Breaks	
S/S	Saves/Shots	
6m	6-metre Shots	
BT	Breakthroughs	
G/S	Goals/Shots	
Wing	Wing Shots	
7m	7-metre Shots	
D	Direct Red Card	
No.	Uniform Number	
X	Red Card After 3rd 2-Minute Suspension	



Match Team Statistics

チームの試合統計 / Statistiques du match par équipe

Match 5

POR 31 - 37 EGY
(15 - 15) (16 - 22)

Referees: NIKOLOV S / NACHEVSKI G (MKD)

POR - Portugal

Players		Shots									Offence		Defence		Punishments			TP	
No.	Name	G/S	%	6m	Wing	9m	7m	FB	BT	EG	AS	TO	ST	BS	YC	2Min	RC		BC
4	PORTELA Pedro	5/5	100		1/1		4/4												21:06
8	ITURRIZA Victor	3/3	100	2/2				1/1			1	1	1			2			27:10
9	FERRAZ Joao	6/10	60	2/3		4/7					1	1							41:30
10	MARTINS Miguel	1/4	25	0/2		1/2													11:18
14	SILVA Rui	3/6	50	0/1		2/3			1/2		4	2							41:46
15	SALINA Daymaro	1/1	100	1/1											1				31:16
16	GOMES Humberto															1			39:43
22	BORGES Alexis	3/5	60	3/5								1		1		1			47:32
23	BRANQUINHO Diogo	1/1	100		1/1														40:21
25	AREIA Antonio	2/3	67	1/1	1/2						1								26:58
27	GOMES Andre	5/7	71	2/2		3/5					2	2							38:18
41	CAPDEVILLE Gustavo																		18:43
82	FRADE Luis																		
88	MAGALHAES Fabio	1/3	33	1/1		0/2					5						1		34:19
Bench/Team													1			1			
Totals		31/48	65	12/18	3/4	10/19	4/4	1/1	1/2		14	8	1	1	2	5			

Goalkeepers		Total Shots		6m Shots		Wing Shots		9m Shots		7m Shots		Fast Breaks		Breakthroughs	
No.	Name	S/S	%	S/S	%	S/S	%	S/S	%	S/S	%	S/S	%	S/S	%
16	GOMES Humberto	4/27	15	0/8	0	3/4	75	1/8	13	0/4	0	0/2	0	0/1	0
41	CAPDEVILLE Gustavo	3/16	19	1/8	13	0/1	0	2/3	67	0/2	0			0/2	0
EG		1													
Totals		7/44	16	1/16	6	3/5	60	3/11	27	0/6	0	0/2	0	0/3	0

Team Shots	Goals	Saves	Missed	Post	Blocked	Total	%
6m Shots	12	6				18	67
Wing Shots	3	1				4	75
9m Shots	10	6	2		1	19	53
7m Shots	4				N/A	4	100
Fast Breaks	1					1	100
Breakthroughs	1	1				2	50
Empty Goal		N/A					
Totals	31	14	2		1	48	65

Number of Attacks: 51, Scoring Efficiency: 61%



Match Team Statistics

チームの試合統計 / Statistiques du match par équipe

Match 5

POR 31 - 37 EGY
(15 - 15) (16 - 22)

Referees: NIKOLOV S / NACHEVSKI G (MKD)

POR - Portugal

Shots Distribution

Players

Goals / Shots

4 PORTELA P	8 ITURRIZA V	9 FERRAZ J	10 MARTINS M	14 SILVA R	15 SALINA D	16 GOMES H
2/2		1/1				
		1/1 0/1 1/1	0/1 0/1	2/3 1/1		
1/1 1/1	1/1 1/1 1/1	1/2 1/1 1/2	0/1 1/1	0/1 0/1	1/1	

1-Blocked

22 BORGES A	23 BRANQUINHO D	25 AREIA A	27 GOMES A	41 CAPDEVILLE G	82 FRADE L	88 MAGALHAES F
		1/1				
			1/1 3/4			
0/1 1/2 1/1		1/2	1/1			0/1 1/1

1-Missed

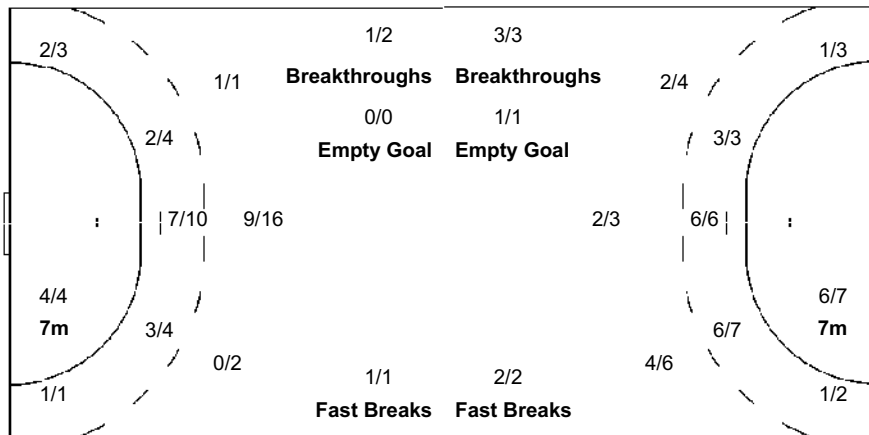
1-Missed

Team Goals / Shots

4/4		1/1
4/5	0/2	6/8
4/8	6/10	6/7

2-Missed 1-Blocked

Offence



Defence

Goalkeepers Saves / Shots

0/1		0/1
2/5	2/2	2/5
0/12	1/7	0/11

16 GOMES H		
0/1		0/1
1/2	1/1	2/4
0/8	0/2	0/8

41 CAPDEVILLE G		
1/3	1/1	0/1
0/4	1/4	0/3



Match Team Statistics

チームの試合統計 / Statistiques du match par équipe

Match 5

POR 31 - 37 EGY
(15 - 15) (16 - 22)

Referees: NIKOLOV S / NACHEVSKI G (MKD)

EGY - Egypt

Players		Shots									Offence		Defence		Punishments			TP	
No.	Name	G/S	%	6m	Wing	9m	7m	FB	BT	EG	AS	TO	ST	BS	YC	2Min	RC		BC
5	OMAR Yahia	6/8	75	2/2		3/5				1/1	1		1						43:44
15	MOHAMED Ahmed	7/9	78	3/3		2/4			2/2		4		1		1				41:36
24	ELMASRY Ibrahim													1		2			38:07
31	ELWAKIL Omar	1/2	50		0/1			1/1			1								37:23
39	ELDERAA Yehia	2/2	100			1/1			1/1		2								37:04
42	KADDAH Hassan	1/2	50	1/1		0/1													4:32
45	ELDERAA Seif	1/2	50		1/2														18:48
66	ELAHMAR Ahmed	6/6	100	1/1		1/1	4/4				1								13:35
80	MESILHY Ahmed	1/1	100	1/1															6:11
88	HENDAWY Karim											1							37:00
89	SHEBIB Mohamed	3/3	100	2/2				1/1				1							28:04
90	MOHAMED Ali	5/6	83	4/5		1/1					3	1	1						37:58
91	SANAD Mohammad	4/6	67	1/1	1/2		2/3					1							54:52
96	ELTAYAR Mohamed										1								21:06
	Bench/Team											1							
	Totals	37/47	79	15/16	2/5	8/13	6/7	2/2	3/3	1/1	13	5	3	1	1	2			

Goalkeepers		Total Shots		6m Shots		Wing Shots		9m Shots		7m Shots		Fast Breaks		Breakthroughs	
No.	Name	S/S	%	S/S	%	S/S	%	S/S	%	S/S	%	S/S	%	S/S	%
88	HENDAWY Karim	5/26	19	1/10	10	0/2	0	3/9	33	0/4	0			1/1	100
96	ELTAYAR Mohamed	9/19	47	5/8	63	1/2	50	3/7	43			0/1	0	0/1	0
	Totals	14/45	31	6/18	33	1/4	25	6/16	38	0/4	0	0/1	0	1/2	50

Team Shots	Goals	Saves	Missed	Post	Blocked	Total	%
6m Shots	15	1				16	94
Wing Shots	2	3				5	40
9m Shots	8	3	1		1	13	62
7m Shots	6		1		N/A	7	86
Fast Breaks	2					2	100
Breakthroughs	3					3	100
Empty Goal	1	N/A				1	100
Totals	37	7	2		1	47	79

Number of Attacks: 50, Scoring Efficiency: 74%



Match Team Statistics

チームの試合統計 / Statistiques du match par équipe

Match 5

POR 31 - 37 EGY
(15 - 15) (16 - 22)

Referees: NIKOLOV S / NACHEVSKI G (MKD)

EGY - Egypt

Shots Distribution

Players

Goals / Shots

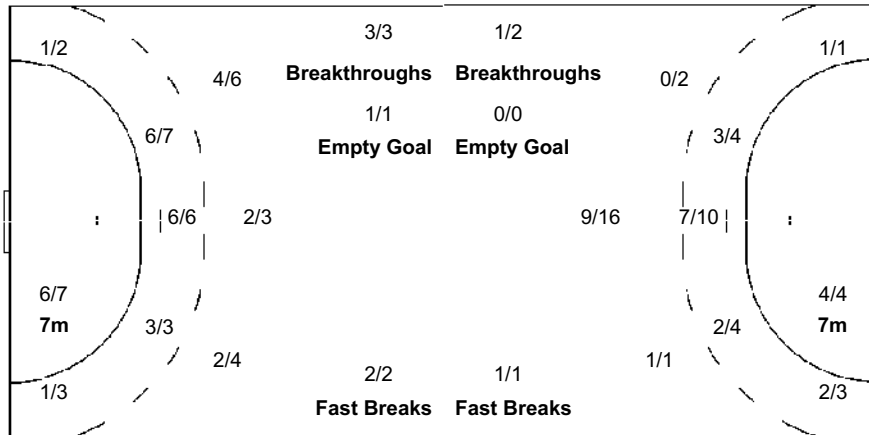
5 OMAR Y	15 MOHAMED A	24 ELMASRY I	31 ELWAKIL O	39 ELDERAA Y	42 KADDAH H	45 ELDERAA S
0/1	0/1		0/1	1/1	0/1	0/1
2/2	1/1	2/2	1/1	1/1	1/1	1/1
	1-Missed	1-Blocked				

66 ELAHMAR A	80 MESILHY A	88 HENDAWY K	89 SHEBIB M	90 MOHAMED A	91 SANAD M	96 ELTAYAR M
1/1			1/1		1/1	
1/1	1/1		1/1	1/1	0/1	
3/3	1/1		1/1	1/1	1/1	
				1-Missed		

Team Goals / Shots

1/1	1/1
3/5	0/2
12/12	6/7
2-Missed	1-Blocked

Offence



Defence

Goalkeepers Saves / Shots

0/4	0/1
1/5	2/2
4/8	4/10
2/8	1/7

88 HENDAWY K

0/3	0/1
1/3	1/4
3/6	0/5
0/4	0/4

96 ELTAYAR M

0/1	
0/2	2/2
1/2	4/5
1/4	1/3

Legend:			
%	Efficiency	2Min	2-Minute Suspensions
AS	Assists	BC	Blue Cards
EG	Empty Goal	FB	Fast Breaks
RC	Red Cards	S/S	Saves/Shots
Wing	Wing Shots	X	Red Card After 3rd 2-Minute Suspension
6m	6 metre Shots	BS	Blocked Shots
G/S	Goals/Shots	ST	Steals
7m	7-metre Shots	YC	Yellow Cards
BT	Breakthroughs		
N/A	Not Applicable		
TO	Turnover		
9m	9-metre Shots		
D	Direct Red Card		
No.	Uniform Number		
TP	Time Played		



Empty Goal Analysis

無人ゴール 分析 / Analyses des attaques avec but vide

Match 5

POR 31 - 37 EGY

(15 - 15) (16 - 22)

Referees: NIKOLOV S / NACHEVSKI G (MKD)

ATTACKS DURING OWN EMPTY GOAL SITUATION

Players on Court	Attacks		Goals		Saves		Missed		Blocked		Post		Turnovers		Scoring Efficiency -		Goals Against	
	POR	EGY	POR	EGY	POR	EGY	POR	EGY	POR	EGY	POR	EGY	POR	EGY	POR	%EGY	POR	EGY
7 Against 6	5		3		1								1		60		1	
6 Against 6	4	1	2	0	1	1	1								50	0		
Others	2		2		1										100			
Total:	11	1	7	0	3	1	1						1		64	0	1	

GOALS/ATTACKS DURING OWN EMPTY GOAL SITUATION - ANALYSIS OF OCCURRENCE (in 5 min intervals)

Players on Court	1st Half											
	0-5		5-10		10-15		15-20		20-25		25-30	
	POR	EGY	POR	EGY	POR	EGY	POR	EGY	POR	EGY	POR	EGY
7 Against 6									1/1		1/1	
6 Against 6					1/1				0/1			0/1
Others											2/2	
Total:					1/1				1/2		3/3	0/1

Players on Court	2nd Half											
	30-35		35-40		40-45		45-50		50-55		55-60	
	POR	EGY	POR	EGY	POR	EGY	POR	EGY	POR	EGY	POR	EGY
7 Against 6							0/2					
6 Against 6					1/1		0/1					
Others												
Total:					1/1		0/3					

GOALS/ATTACKS DURING OWN EMPTY GOAL SITUATION - ANALYSIS BY DURATION

Team	<15 sec.	15-30 sec.	30-45 sec.	45-60 sec.	>60 sec.
POR	1/2	4/4	2/5		
EGY					0/1

SUBSTITUTION SUMMARY

Players	POR	EGY
Goalkeeper <-> Goalkeeper	5	5
Court Player <-> Goalkeeper	22	8
Court Player <-> Court Player	108	75
Total:	135	88



Match Report

試合レポート / Compte rendu du match

Team A										Team B																																									
A					DEN - Denmark					B					JPN - Japan																																				
played in										in the hall										on										at										Spectators										Match Number	
Tokyo										Yoyogi National Stadium										SAT 24 JUL 2021										21:30																				6	
Half-time (30')		A		B		End of playing time		A		B		1st overtime		A		B		2nd overtime		A		B		After penalty throws		A		B																							
		25		14				47		30																																									
Number of 7m		A		Team time-out								Full name of players and officials								Team time-out		B				Number of 7m																									
4/4		1		25:00		2		3												1		5:10		2		49:38		3		55:30		3/3																			
No.	Team A						G	YC	2'	RC	BC	No.	Team B						G	YC	2'	RC	BC																												
1	LANDIN Niklas											10	SUGIOKA Naoki																																						
4	LANDIN Magnus						3		1			12	IWASHITA Yuta																																						
15	SAUGSTRUP Magnus						9					13	KASAHARA Kenya						4		1																														
17	SVAN Lasse						3					15	BAIG Adamyuki						5		1																														
20	MOELLER Kevin						1					18	NARITA Kohei								1																														
21	MOELLGAARD Henrik						1					19	TOKUDA Shinnosuke						1																																
22	MENSAH Mads						1					20	WATANABE Jin						3																																
23	TOFT HANSEN Henrik						1					21	DOI Remi Anri						1																																
24	HANSEN Mikkel						6					22	SAKAI Motoki																																						
25	OLSEN Morten											25	MOTOKI Hiroki						8		1																														
26	HANSEN Johan						3					31	YOSHINO Tatsuki						4																																
28	ANDERSSON Lasse						4					38	MIZUMACHI Kotaro						3																																
32	HOLM Jacob						9					41	TOKUDA Rennosuke																																						
33	GIDSEL Mathias						6	1				43	YOSHIDA Shuichi						1																																

Off.A	JOHANSEN Kai					Off.A	TODOROKI Manabu				
Off.B	JACOBSEN Nikolaj					Off.B	SIGURDSSON Dagur		1		
Off.C	KRONBORG Henrik					Off.C	PARECKI Antoni Jerzy				
Off.D	GREVE Anja					Off.D	OKIMOTO Nobukazu				
Off.E	BRUUN Michael					Off.E	IIDA Junichiro				

A	Signatures of responsables for the teams (Off.A)		B
Remarks of referees / IHF Official			

Referees	SCHULZE Robert (GER)	Signatures	TONNIES Tobias (GER)	Signatures
Technical Officials	TK: VARTANYAN Stella (RUS)		SK: VOJIC Arijana (BIH)	
IHF Official	NACHEVSKI Dragan (MKD)			

Note: Number of 7m scored/awarded to resp. B, goals (G), yellow cards (YC), red cards (RC), red card after 3rd 2' suspension (X), direct red card (D) and blue cards (BC).



Results

結果 / Résultats

Match 6

DEN 47 - 30 JPN

(25 - 14) (22 - 16)

Referees: SCHULZE R / TONNIES T (GER)

DEN - Denmark

Players		Shots								Punishments				
No.	Name	G/S	%	6m	Wing	9m	7m	FB	BT	EG	YC	2Min	RC	BC
1	LANDIN Niklas													
4	LANDIN Magnus	3/3	100		2/2					1/1		1		
15	SAUGSTRUP Magnus	9/10	90	6/6				1/2		2/2				
17	SVAN Lasse	3/3	100	1/1	2/2									
20	MOELLER Kevin	1/2	50							1/2				
21	MOELLGAARD Henrik	1/1	100					1/1						
22	MENSAH Mads	1/2	50			0/1				1/1				
23	TOFT HANSEN Henrik	1/2	50	0/1						1/1				
24	HANSEN Mikkel	6/8	75	2/3		0/1	4/4							
25	OLSEN Morten													
26	HANSEN Johan	3/3	100	1/1	2/2									
28	ANDERSSON Lasse	4/6	67	1/1	1/1	1/2		0/1		1/1				
32	HOLM Jacob	9/11	82	2/4		3/3		1/1	3/3					
33	GIDSEL Mathias	6/9	67	3/5		0/1			2/2	1/1	1			
	Bench/Team													
	Totals	47/60	78	16/22	7/7	4/8	4/4	3/5	5/5	8/9	1	1		

Goalkeepers		Saves							
No.	Name	S/S	%	6m	Wing	9m	7m	FB	BT
1	LANDIN Niklas	9/23	39	3/9	0/3	5/8		0/1	1/2
20	MOELLER Kevin	9/24	38	3/5	3/5	2/8	0/3	1/1	0/2
	EG	1							
	Totals	18/48	38	6/14	3/8	7/16	0/3	1/2	1/4

JPN - Japan

Players		Shots								Punishments				
No.	Name	G/S	%	6m	Wing	9m	7m	FB	BT	EG	YC	2Min	RC	BC
10	SUGIOKA Naoki													
12	IWASHITA Yuta													
13	KASAHARA Kenya	4/4	100	4/4									1	
15	BAIG Adamyuki	5/7	71	1/2		4/5							1	
18	NARITA Kohei	0/1	0					0/1					1	
19	TOKUDA Shinnosuke	1/5	20	0/2		0/2			1/1					
20	WATANABE Jin	3/8	38	0/1	0/1	1/3			1/2	1/1				
21	DOI Remi Anri	1/2	50		1/2									
22	SAKAI Motoki													
25	MOTOKI Hiroki	8/11	73	1/1	4/6	0/1	3/3					1		
31	YOSHINO Tatsuki	4/8	50	1/1		3/7								
38	MIZUMACHI Kotaro	3/5	60	1/1		1/3			1/1					
41	TOKUDA Rennosuke													
43	YOSHIDA Shuichi	1/5	20	0/4				1/1						
	Bench/Team										1			
	Totals	30/56	54	8/16	5/9	9/21	3/3	1/2	3/4	1/1	1	4		

Goalkeepers		Saves							
No.	Name	S/S	%	6m	Wing	9m	7m	FB	BT
12	IWASHITA Yuta	6/26	23	3/12	0/4	1/3	0/2	2/3	0/2
22	SAKAI Motoki	4/23	17	3/10	0/3	1/3	0/2	0/2	0/3
	EG	8							
	Totals	10/57	18	6/22	0/7	2/6	0/4	2/5	0/5

RUNNING SCORE	
DEN - JPN	
1st Half	
HANSEN M	1 (1') 0
HANSEN M	2 (2') 0
SAUGSTRUP M	3 (3') 0
GIDSEL M	4 (4') 0
SAUGSTRUP M	5 (6') 0
	5 (7') 1 BAIG A
HANSEN M	6 (7') 1
GIDSEL M	7 (8') 1
HANSEN M	8 (8') 1
ANDERSSON L	9 (9') 1
	9 (11') 2 BAIG A
LANDIN M	10 (11') 2
ANDERSSON L	11 (12') 2
	11 (12') 3 KASAHARA K
SVAN L	12 (13') 3
	12 (14') 4 MIZUMACHI K
SAUGSTRUP M	13 (14') 4
GIDSEL M	14 (15') 4
	14 (16') 5 KASAHARA K
ANDERSSON L	15 (16') 5
HANSEN M	16 (18') 5
SVAN L	17 (19') 5
	17 (19') 6 MOTOKI H
LANDIN M	18 (19') 6
MOELLGAARD H	19 (20') 6
	19 (21') 7 TOKUDA S
TOFT HANSEN H	20 (21') 7
	20 (22') 8 MOTOKI H
	20 (23') 9 MIZUMACHI K
GIDSEL M	21 (23') 9
	21 (24') 10 MOTOKI H
SVAN L	22 (24') 10
	22 (25') 11 YOSHINO T
	22 (25') 12 YOSHIDA S
HOLM J	23 (26') 12
	23 (26') 13 MOTOKI H
GIDSEL M	24 (28') 13
LANDIN M	25 (29') 13
	25 (29') 14 YOSHINO T
2nd Half	
	25 (31') 15 KASAHARA K
	25 (32') 16 KASAHARA K
GIDSEL M	26 (34') 16
HOLM J	27 (35') 16
SAUGSTRUP M	28 (36') 16
SAUGSTRUP M	29 (36') 16
	29 (37') 17 BAIG A
HOLM J	30 (37') 17
	30 (38') 18 MOTOKI H
HANSEN J	31 (39') 18
HOLM J	32 (41') 18
	32 (42') 19 WATANABE J
HANSEN M	33 (42') 19
	33 (43') 20 MOTOKI H
HOLM J	34 (43') 20
	34 (44') 21 WATANABE J
	34 (44') 22 WATANABE J
	34 (46') 23 MOTOKI H
SAUGSTRUP M	35 (47') 23
SAUGSTRUP M	36 (48') 23
HOLM J	37 (48') 23
	37 (49') 24 MOTOKI H
HANSEN J	38 (50') 24
	38 (50') 25 MIZUMACHI K
HOLM J	39 (51') 25
	39 (51') 26 BAIG A
MENSAH M	40 (51') 26
	40 (52') 27 BAIG A
HOLM J	41 (52') 27
	41 (54') 28 DOI RA
HOLM J	42 (54') 28



Results

結果 / Résultats

Match 6

SAUGSTRUP M 43 (55') 28
 MOELLER K 44 (55') 28
 SAUGSTRUP M 45 (56') 28
 45 (57') 29 YOSHINO T
 HANSEN J 46 (57') 29
 46 (58') 30 YOSHINO T
 ANDERSSON L 47 (59') 30

Legend:		
%	Efficiency	
9m	9-metre Shots	
EG	Empty Goal	
RC	Red Cards	
YC	Yellow Cards	
2Min	2-Minute Suspensions	
BC	Blue Cards	
FB	Fast Breaks	
S/S	Saves/Shots	
6m	6-metre Shots	
BT	Breakthroughs	
G/S	Goals/Shots	
Wing	Wing Shots	
7m	7-metre Shots	
D	Direct Red Card	
No.	Uniform Number	
X	Red Card After 3rd 2-Minute Suspension	



Match Team Statistics

チームの試合統計 / Statistiques du match par équipe

Match 6

DEN 47 - 30 JPN

(25 - 14) (22 - 16)

Referees: SCHULZE R / TONNIES T (GER)

DEN - Denmark

Players		Shots									Offence		Defence		Punishments			TP	
No.	Name	G/S	%	6m	Wing	9m	7m	FB	BT	EG	AS	TO	ST	BS	YC	2Min	RC		BC
1	LANDIN Niklas										1								29:53
4	LANDIN Magnus	3/3	100		2/2					1/1	1					1			44:40
15	SAUGSTRUP Magnus	9/10	90	6/6				1/2		2/2	1	1		2					46:38
17	SVAN Lasse	3/3	100	1/1	2/2														30:00
20	MOELLER Kevin	1/2	50							1/2	1								28:28
21	MOELLGAARD Henrik	1/1	100					1/1			1								32:26
22	MENSAH Mads	1/2	50			0/1				1/1	2	1							19:22
23	TOFT HANSEN Henrik	1/2	50	0/1						1/1	1	1							18:58
24	HANSEN Mikkel	6/8	75	2/3		0/1	4/4				4	1							21:23
25	OLSEN Morten																		
26	HANSEN Johan	3/3	100	1/1	2/2								1						29:04
28	ANDERSSON Lasse	4/6	67	1/1	1/1	1/2		0/1		1/1	1	1	1	1					45:08
32	HOLM Jacob	9/11	82	2/4		3/3		1/1	3/3		2	2							30:41
33	GIDSEL Mathias	6/9	67	3/5		0/1			2/2	1/1	5	1			1				43:19
	Bench/Team																		
	Totals	47/60	78	16/22	7/7	4/8	4/4	3/5	5/5	8/9	20	8	2	3	1	1			

Goalkeepers		Total Shots		6m Shots		Wing Shots		9m Shots		7m Shots		Fast Breaks		Breakthroughs	
No.	Name	S/S	%	S/S	%	S/S	%	S/S	%	S/S	%	S/S	%	S/S	%
1	LANDIN Niklas	9/23	39	3/9	33	0/3	0	5/8	63			0/1	0	1/2	50
20	MOELLER Kevin	9/24	38	3/5	60	3/5	60	2/8	25	0/3	0	1/1	100	0/2	0
	EG		1												
	Totals	18/48	38	6/14	43	3/8	38	7/16	44	0/3	0	1/2	50	1/4	25

Team Shots	Goals	Saves	Missed	Post	Blocked	Total	%
6m Shots	16	6				22	73
Wing Shots	7					7	100
9m Shots	4	2	1		1	8	50
7m Shots	4				N/A	4	100
Fast Breaks	3	2				5	60
Breakthroughs	5					5	100
Empty Goal	8	N/A	1			9	89
Totals	47	10	2		1	60	78

Number of Attacks: 64, Scoring Efficiency: 73%



Match Team Statistics

チームの試合統計 / Statistiques du match par équipe

Match 6

DEN 47 - 30 JPN
(25 - 14) (22 - 16)

Referees: SCHULZE R / TONNIES T (GER)

DEN - Denmark

Shots Distribution

Players

Goals / Shots

1 LANDIN N	4 LANDIN M	15 SAUGSTRUP M	17 SVAN L	20 MOELLER K	21 MOELLGAARD H	22 MENSAH M
	1/1	1/1				
		1/1	2/2	1/1	1/1	1/1
	1/1	2/2	1/1			
		2/2				
		1/2				
		2/2				
				1-Missed		1-Missed

23 TOFT HANSEN H	24 HANSEN M	25 OLSEN M	26 HANSEN J	28 ANDERSSON L	32 HOLM J	33 GIDSEL M
	1/2			0/1	1/1	1/1
0/1				0/1	0/1	1/2
1/1	1/1		2/2	1/1	1/2	3/5
	1/1		1/1	1/1	3/3	1/1
	2/2			2/2	2/2	
					2/2	
		1-Blocked				

Team

Goals / Shots

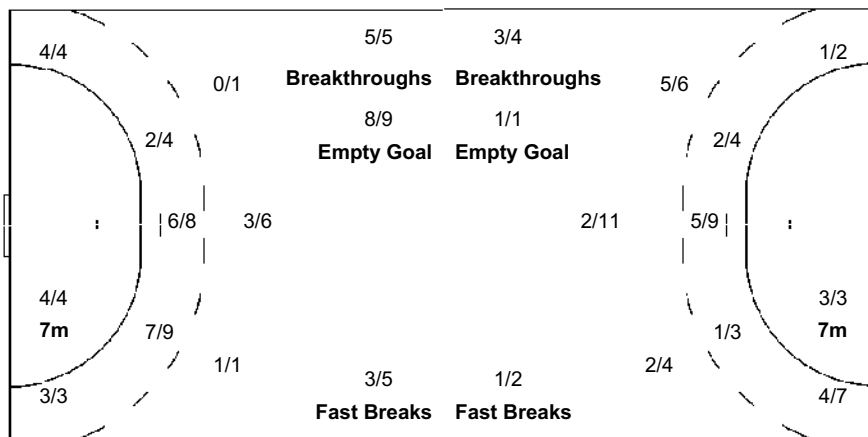
5/7		1/1
1/3	7/9	11/14
8/8	6/7	8/8
2-Missed		1-Blocked

Offence

Defence

Goalkeepers

Saves / Shots



1/2	0/1	1/3
2/6	4/4	1/7
3/10	2/4	4/11

1 LANDIN N

0/1	0/1	1/2
1/2	1/1	1/5
2/5	1/1	2/5

20 MOELLER K

1/1		0/1
1/4	3/3	0/2
1/5	1/2	2/6



Match Team Statistics

チームの試合統計 / Statistiques du match par équipe

Match 6

DEN 47 - 30 JPN

(25 - 14) (22 - 16)

Referees: SCHULZE R / TONNIES T (GER)

JPN - Japan

Players		Shots									Offence		Defence		Punishments			TP	
No.	Name	G/S	%	6m	Wing	9m	7m	FB	BT	EG	AS	TO	ST	BS	YC	2Min	RC		BC
10	SUGIOKA Naoki																		13:14
12	IWASHITA Yuta																		20:10
13	KASAHARA Kenya	4/4	100	4/4								1				1			53:55
15	BAIG Adamyuki	5/7	71	1/2		4/5					2	7				1			36:32
18	NARITA Kohei	0/1	0					0/1						1		1			10:44
19	TOKUDA Shinnosuke	1/5	20	0/2		0/2			1/1		2								14:43
20	WATANABE Jin	3/8	38	0/1	0/1	1/3			1/2	1/1	2	3	1						42:07
21	DOI Remi Anri	1/2	50		1/2							2							37:43
22	SAKAI Motoki																		19:44
25	MOTOKI Hiroki	8/11	73	1/1	4/6	0/1	3/3					1	1			1			43:49
31	YOSHINO Tatsuki	4/8	50	1/1		3/7					1		1						41:56
38	MIZUMACHI Kotaro	3/5	60	1/1		1/3			1/1		1								26:00
41	TOKUDA Rennosuke												1						10:24
43	YOSHIDA Shuichi	1/5	20	0/4				1/1			2								49:01
	Bench/Team															1			
	Totals	30/56	54	8/16	5/9	9/21	3/3	1/2	3/4	1/1	10	15	3	1	1	4			

Goalkeepers		Total Shots		6m Shots		Wing Shots		9m Shots		7m Shots		Fast Breaks		Breakthroughs	
No.	Name	S/S	%	S/S	%	S/S	%	S/S	%	S/S	%	S/S	%	S/S	%
12	IWASHITA Yuta	6/26	23	3/12	25	0/4	0	1/3	33	0/2	0	2/3	67	0/2	0
22	SAKAI Motoki	4/23	17	3/10	30	0/3	0	1/3	33	0/2	0	0/2	0	0/3	0
	EG		8												
	Totals	10/57	18	6/22	27	0/7	0	2/6	33	0/4	0	2/5	40	0/5	0

Team Shots	Goals	Saves	Missed	Post	Blocked	Total	%
6m Shots	8	6		2		16	50
Wing Shots	5	3		1		9	56
9m Shots	9	7		2	3	21	43
7m Shots	3				N/A	3	100
Fast Breaks	1	1				2	50
Breakthroughs	3	1				4	75
Empty Goal	1	N/A				1	100
Totals	30	18		5	3	56	54

Number of Attacks: 63, Scoring Efficiency: 48%



Match Team Statistics

チームの試合統計 / Statistiques du match par équipe

Match 6

DEN 47 - 30 JPN
(25 - 14) (22 - 16)

Referees: SCHULZE R / TONNIES T (GER)

JPN - Japan

Players

Goals / Shots

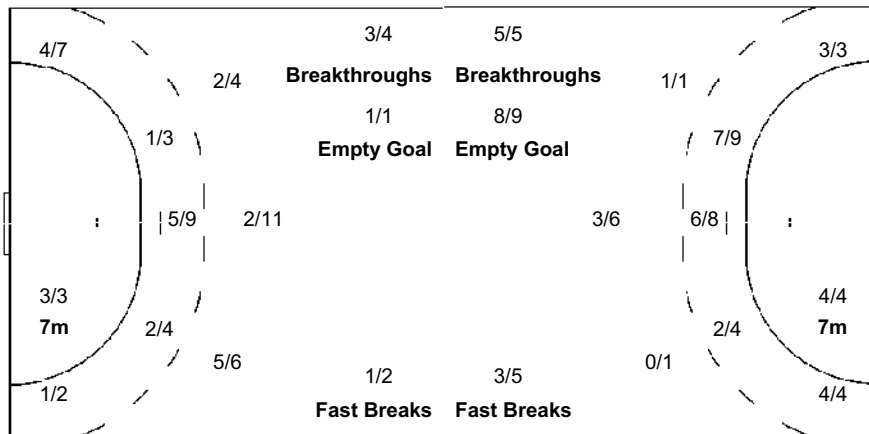
10 SUGIOKA N	12 IWASHITA Y	13 KASAHARA K	15 BAIG A	18 NARITA K	19 TOKUDA S	20 WATANABE J
		1/1	1/1	0/1	1/2	
		1/1	1/1			2/3
		1/1	1/2		0/1	1/2
			1-Post		2-Post	1-Post
21 DOI RA	22 SAKAI M	25 MOTOKI H	31 YOSHINO T	38 MIZUMACHI K	41 TOKUDA R	43 YOSHIDA S
		0/1		1/1		
		2/2			2/3	
1/1		4/5	2/3	0/1	1/2	3/3
			2-Blocked		1-Blocked	

Shots Distribution

Team Goals / Shots

1/2	1/1	2/3
4/6	0/4	6/7
7/10	2/4	7/11
	5-Post	3-Blocked

Offence



Goalkeepers Saves / Shots

2/7		0/1
2/3	2/9	3/14
0/8	1/7	0/8

12 IWASHITA Y

2/4		0/1
0/1	1/3	2/6
0/5	1/3	0/3

22 SAKAI M

0/3		
2/2	1/1	1/7
0/3	0/2	0/5

Legend:		2Min	2-Minute Suspensions	6m	6 metre Shots	7m	7-metre Shots	9m	9-metre Shots
%	Efficiency	BC	Blue Cards	BS	Blocked Shots	BT	Breakthroughs	D	Direct Red Card
AS	Assists	FB	Fast Breaks	G/S	Goals/Shots	N/A	Not Applicable	No.	Uniform Number
EG	Empty Goal	S/S	Saves/Shots	ST	Steals	TO	Turnover	TP	Time Played
RC	Red Cards	X	Red Card After 3rd 2-Minute Suspension	YC	Yellow Cards				
Wing	Wing Shots								



Empty Goal Analysis

無人ゴール 分析 / Analyses des attaques avec but vide

Match 6

DEN 47 - 30 JPN

(25 - 14) (22 - 16)

Referees: SCHULZE R / TONNIES T (GER)

ATTACKS DURING OWN EMPTY GOAL SITUATION

Players on Court	Attacks		Goals		Saves		Missed		Blocked		Post		Turnovers		Scoring Efficiency -		Goals Against	
	DEN	JPN	DEN	JPN	DEN	JPN	DEN	JPN	DEN	JPN	DEN	JPN	DEN	JPN	DEN %	JPN %	DEN	JPN
7 Against 6	3	31	0	17	3	7			3		5		4	0	55			6
6 Against 6	1	5	0	3		1							1	1	0	60	1	2
Others	1	2	1	2											100	100		
Total:	5	38	1	22	3	8			3		5	1	5	20	58		1	8

GOALS/ATTACKS DURING OWN EMPTY GOAL SITUATION - ANALYSIS OF OCCURRENCE (in 5 min intervals)

Players on Court	1st Half											
	0-5		5-10		10-15		15-20		20-25		25-30	
	DEN	JPN	DEN	JPN	DEN	JPN	DEN	JPN	DEN	JPN	DEN	JPN
7 Against 6					0/1	2/3		1/2		2/2		2/4
6 Against 6				0/1				1/2		2/2		
Others												
Total:				0/1	0/1	2/3		2/4		4/4		2/4

Players on Court	2nd Half											
	30-35		35-40		40-45		45-50		50-55		55-60	
	DEN	JPN	DEN	JPN	DEN	JPN	DEN	JPN	DEN	JPN	DEN	JPN
7 Against 6		1/2		2/4	0/2	1/2		1/3		3/5		2/4
6 Against 6					0/1							
Others					1/1	2/2						
Total:		1/2		2/4	1/4	3/4		1/3		3/5		2/4

GOALS/ATTACKS DURING OWN EMPTY GOAL SITUATION - ANALYSIS BY DURATION

Team	<15 sec.	15-30 sec.	30-45 sec.	45-60 sec.	>60 sec.
DEN	1/2	0/3			
JPN	3/8	8/15	5/8	5/6	1/1

SUBSTITUTION SUMMARY

Players	DEN	JPN
Goalkeeper <-> Goalkeeper	0	1
Court Player <-> Goalkeeper	10	86
Court Player <-> Court Player	121	48
Total:	131	135



Match Report

試合レポート / Compte rendu du match

Team A										Team B																								
A										B																								
BRA - Brazil										FRA - France																								
played in										on										at		Spectators		Match Number										
Tokyo										Yoyogi National Stadium										MON 26 JUL 2021		09:00		7										
Half-time (30')		A		B		End of playing time		A		B		1st overtime		A		B		2nd overtime		A		B		After penalty throws		A		B						
		13		16				29		34																								
Number of 7m		A		Team time-out						Full name of players and officials										Team time-out			B		Number of 7m									
3/5		1		13:40		2		34:13		3		55:28												1	22:57		2	51:42		3	4/4			
No.	Team A						G	YC	2'	RC	BC	No.	Team B						G	YC	2'	RC	BC											
4	SILVA Joao Pedro						1		1			5	REMILI Nedim						3															
5	TORRIANI Guilherme											10	MEM Dika						3															
10	TOLEDO Jose Guilherme											11	TOURNAT Nicolas						4															
13	MORAES Rogerio						2					12	GERARD Vincent																					
14	PETRUS Thiagus								2	D		13	KARABATIC Nikola						4		1													
16	da ROSA Rangel											14	MAHE Kentin						2															
18	BORGES Felipe											16	GENTY Yann																					
19	CHIUFFA Fabio						5					17	NGUESSAN Timothy						1		1													
25	TEIXEIRA Vinicius						2					19	ABALO Luc						2															
33	DUTRA Leonardo						10					21	GUIGOU Michael						4															
35	PONCIANO Thiago						1					22	KARABATIC Luka						2															
37	LANGARO Haniel						3					23	FABREGAS Ludovic						3															
62	VIAL TERCARIOL Leonardo											25	DESCAT Hugo						3															
95	RODRIGUES Gustavo						5					28	PORTE Valentin						3															

Off.A	GONCALVES ACUNA RAMIREZ G.					Off.A	GILLE Guillaume				
Off.B	de OLIVEIRA Marcus Ricardo	1				Off.B	MATHE Erick				
Off.C	BORTOLINI Leonardo					Off.C	SEBASTIEN Pierre				
Off.D	dos SANTOS Daniel Augusto					Off.D	MABIRE Jean-Christophe				
Off.E	AKIO UMEZU Rafael					Off.F	MAURELLI Olivier				

A	Signatures of responsables for the teams (Off.A)		B
Remarks of referees / IHF Official			

Referees	Signatures		Signatures	
	KURTAGIC Mirza (SWE)		WETTERWIK Mattias (SWE)	
Technical Officials	Signatures		Signatures	
	TK: VARTANYAN Stella (RUS)		SK: VOJIC Arijana (BIH)	
IHF Official	Signatures		Signatures	
	REISINGER Gerhard (AUT)			

Note: Number of 7m scored/awarded to resp. B, goals (G), yellow cards (YC), red cards (RC), red card after 3rd 2' suspension (X), direct red card (D) and blue cards (BC).



Results

結果 / Résultats

Match 7

BRA 29 - 34 FRA

(13 - 16) (16 - 18)

Referees: KURTAGIC M / WETTERWIK M (SWE)

BRA - Brazil

Players		Shots									Punishments			
No.	Name	G/S	%	6m	Wing	9m	7m	FB	BT	EG	YC	2Min	RC	BC
4	SILVA Joao Pedro	1/4	25	1/1		0/2			0/1			1		
5	TORRIANI Guilherme													
10	TOLEDO Jose Guilherme	0/1	0	0/1										
13	MORAES Rogerio	2/2	100	2/2										
14	PETRUS Thiagus	0/1	0	0/1								2	D	
16	da ROSA Rangel													
18	BORGES Felipe	0/1	0				0/1							
19	CHIUFFA Fabio	5/6	83	2/2	2/2		0/1	1/1						
25	TEIXEIRA Vinicius	2/2	100	2/2										
33	DUTRA Leonardo	10/16	63	1/3		5/9	3/3		1/1					
35	PONCIANO Thiago	1/2	50	1/2										
37	LANGARO Haniel	3/10	30	1/3		2/7								
62	VIAL TERCARIOL Leonardo													
95	RODRIGUES Gustavo	5/6	83	2/2	1/1	1/2		1/1						
Bench/Team											1			
Totals		29/51	57	12/19	3/3	8/20	3/5	2/2	1/2		1	3	1	

Goalkeepers		Saves							
No.	Name	S/S	%	6m	Wing	9m	7m	FB	BT
16	da ROSA Rangel	5/22	23	3/11	0/2	1/3	0/2	0/3	1/1
62	VIAL TERCARIOL Leonardo	4/19	21	2/8	0/2	1/5	0/2	0/1	1/1
EG		2							
Totals		9/43	21	5/19	0/4	2/8	0/4	0/4	2/2

FRA - France

Players		Shots									Punishments			
No.	Name	G/S	%	6m	Wing	9m	7m	FB	BT	EG	YC	2Min	RC	BC
5	REMILI Nedim	3/6	50	1/3		2/3								
10	MEM Dika	3/3	100	1/1		2/2								
11	TOURNAT Nicolas	4/6	67	3/4		0/1		1/1						
12	GERARD Vincent													
13	KARABATIC Nikola	4/4	100	2/2		1/1				1/1		1		
14	MAHE Kentin	2/3	67				1/1	1/1	0/1					
16	GENTY Yann													
17	NGUESSAN Timothy	1/5	20	1/3		0/1			0/1			1		
19	ABALO Luc	2/2	100		1/1	1/1								
21	GUIGOU Michael	4/4	100		1/1		2/2	1/1						
22	KARABATIC Luka	2/2	100	2/2										
23	FABREGAS Ludovic	3/4	75	3/4										
25	DESCAT Hugo	3/3	100		1/1		1/1			1/1				
28	PORTE Valentin	3/3	100	1/1	1/1			1/1						
Bench/Team														
Totals		34/45	76	14/20	4/4	6/9	4/4	4/4	0/2	2/2		2		

Goalkeepers		Saves							
No.	Name	S/S	%	6m	Wing	9m	7m	FB	BT
12	GERARD Vincent	6/20	30	1/6	0/1	4/9	1/2	0/1	0/1
16	GENTY Yann	7/22	32	3/10	0/2	2/5	1/3	0/1	1/1
Totals		13/42	31	4/16	0/3	6/14	2/5	0/2	1/2

RUNNING SCORE

BRA - FRA	
1st Half	
	0 (1') 1 ABALO L
	0 (3') 2 GUIGOU M
CHIUFFA F	1 (4') 2
	1 (5') 3 MEM D
RODRIGUES G	2 (6') 3
SILVA JP	3 (8') 3
	3 (8') 4 MEM D
	3 (9') 5 GUIGOU M
	3 (10') 6 FABREGAS L
MORAES R	4 (11') 6
	4 (11') 7 FABREGAS L
	4 (12') 8 MEM D
	4 (14') 9 ABALO L
LANGARO H	5 (15') 9
LANGARO H	6 (16') 9
MORAES R	7 (18') 9
	7 (18') 10 NGUESSAN T
	7 (19') 11 KARABATIC N
	7 (19') 12 KARABATIC N
DUTRA L	8 (21') 12
PONCIANO T	9 (24') 12
CHIUFFA F	10 (25') 12
DUTRA L	11 (26') 12
	11 (26') 13 GUIGOU M
DUTRA L	12 (27') 13
	12 (28') 14 TOURNAT N
DUTRA L	13 (28') 14
	13 (29') 15 TOURNAT N
	13 (30') 16 GUIGOU M

2nd Half	
	13 (31') 17 MAHE K
	13 (33') 18 FABREGAS L
	13 (34') 19 TOURNAT N
TEIXEIRA V	14 (35') 19
RODRIGUES G	15 (36') 19
	15 (36') 20 TOURNAT N
TEIXEIRA V	16 (37') 20
	16 (37') 21 REMILI N
RODRIGUES G	17 (38') 21
	17 (39') 22 PORTE V
DUTRA L	18 (39') 22
	18 (40') 23 MAHE K
	18 (41') 24 DESCAT H
	18 (42') 25 PORTE V
	18 (43') 26 REMILI N
LANGARO H	19 (45') 26
	19 (45') 27 REMILI N
DUTRA L	20 (47') 27
CHIUFFA F	21 (48') 27
	21 (49') 28 PORTE V
	21 (49') 29 DESCAT H
CHIUFFA F	22 (50') 29
CHIUFFA F	23 (52') 29
	23 (53') 30 KARABATIC L
DUTRA L	24 (53') 30
RODRIGUES G	25 (54') 30
	25 (55') 31 DESCAT H
	25 (57') 32 KARABATIC N
RODRIGUES G	26 (57') 32
DUTRA L	27 (58') 32
	27 (59') 33 KARABATIC N
DUTRA L	28 (60') 33
	28 (60') 34 KARABATIC L
DUTRA L	29 (60') 34

Legend:							
%	Efficiency	2Min	2-Minute Suspensions	6m	6-metre Shots	7m	7-metre Shots
9m	9-metre Shots	BC	Blue Cards	BT	Breakthroughs	D	Direct Red Card
EG	Empty Goal	FB	Fast Breaks	G/S	Goals/Shots	No.	Uniform Number
RC	Red Cards	S/S	Saves/Shots	Wing	Wing Shots	X	Red Card After 3rd 2-Minute Suspension
YC	Yellow Cards						



Match Team Statistics

チームの試合統計 / Statistiques du match par équipe

Match 7

BRA 29 - 34 FRA

(13 - 16) (16 - 18)

Referees: KURTAGIC M / WETTERWIK M (SWE)

BRA - Brazil

Players		Shots									Offence		Defence		Punishments			TP	
No.	Name	G/S	%	6m	Wing	9m	7m	FB	BT	EG	AS	TO	ST	BS	YC	2Min	RC		BC
4	SILVA Joao Pedro	1/4	25	1/1		0/2			0/1		4	4	2			1			43:55
5	TORRIANI Guilherme																		23:29
10	TOLEDO Jose Guilherme	0/1	0	0/1							1								9:30
13	MORAES Rogerio	2/2	100	2/2															30:54
14	PETRUS Thiagus	0/1	0	0/1							1		3			2	D		28:48
16	da ROSA Rangel																		25:22
18	BORGES Felipe	0/1	0				0/1												23:06
19	CHIUFFA Fabio	5/6	83	2/2	2/2		0/1	1/1				1							56:41
25	TEIXEIRA Vinicius	2/2	100	2/2							1	1	1						28:32
33	DUTRA Leonardo	10/16	63	1/3		5/9	3/3		1/1			3							26:33
35	PONCIANO Thiago	1/2	50	1/2									1						23:09
37	LANGARO Haniel	3/10	30	1/3		2/7					2	3							33:07
62	VIAL TERCARIOL Leonardo																		26:01
95	RODRIGUES Gustavo	5/6	83	2/2	1/1	1/2		1/1			3	5	1						40:53
Bench/Team																1			
Totals		29/51	57	12/19	3/3	8/20	3/5	2/2	1/2		12	17	8		1	3	1		

Goalkeepers		Total Shots		6m Shots		Wing Shots		9m Shots		7m Shots		Fast Breaks		Breakthroughs	
No.	Name	S/S	%	S/S	%	S/S	%	S/S	%	S/S	%	S/S	%	S/S	%
16	da ROSA Rangel	5/22	23	3/11	27	0/2	0	1/3	33	0/2	0	0/3	0	1/1	100
62	VIAL TERCARIOL Leonardo	4/19	21	2/8	25	0/2	0	1/5	20	0/2	0	0/1	0	1/1	100
EG		2													
Totals		9/43	21	5/19	26	0/4	0	2/8	25	0/4	0	0/4	0	2/2	100

Team Shots	Goals	Saves	Missed	Post	Blocked	Total	%
6m Shots	12	4			3	19	63
Wing Shots	3					3	100
9m Shots	8	6	1	1	4	20	40
7m Shots	3	2			N/A	5	60
Fast Breaks	2					2	100
Breakthroughs	1	1				2	50
Empty Goal		N/A					
Totals	29	13	1	1	7	51	57

Number of Attacks: 63, Scoring Efficiency: 46%



Match Team Statistics

チームの試合統計 / Statistiques du match par équipe

Match 7

BRA 29 - 34 FRA
(13 - 16) (16 - 18)

Referees: KURTAGIC M / WETTERWIK M (SWE)

BRA - Brazil

Shots Distribution

Players

Goals / Shots

4 SILVA JP	5 TORRIANI G	10 TOLEDO JG	13 MORAES R	14 PETRUS T	16 da ROSA R	18 BORGES F
0/1						
0/1			2/2			0/1
1/1	0/1			0/1		

19 CHIUFFA F	25 TEIXEIRA V	33 DUTRA L	35 PONCIANO T	37 LANGARO H	62 VIAL TERCARIOL L	95 RODRIGUES G
		1/1				2/2
1/1				0/1	0/2	2/2
		2/2		2/3		1/1
		1/1		0/1		
		5/5	0/1	1/1		
		1/1				

1-Missed 1-Post 4-Blocked 2-Blocked 1-Blocked


Team

Goals / Shots

3/4		3/3
5/8	0/2	4/5
7/7	1/4	6/9

1-Missed 1-Post 7-Blocked

Offence



Defence

Goalkeepers

Saves / Shots

1/4	0/1	0/2
1/6	2/4	2/7
1/9	0/2	2/8

16 da ROSA R

0/2	0/1	0/1
0/1	2/3	1/4
0/3	0/1	2/6

62 VIAL TERCARIOL L

1/2		0/1
1/5		1/3
1/6		0/2



Match Team Statistics

チームの試合統計 / Statistiques du match par équipe

Match 7

BRA 29 - 34 FRA
(13 - 16) (16 - 18)

Referees: KURTAGIC M / WETTERWIK M (SWE)

FRA - France

Players		Shots									Offence		Defence		Punishments			TP	
No.	Name	G/S	%	6m	Wing	9m	7m	FB	BT	EG	AS	TO	ST	BS	YC	2Min	RC		BC
5	REMILI Nedim	3/6	50	1/3		2/3					4	3							36:00
10	MEM Dika	3/3	100	1/1		2/2					2	3							38:09
11	TOURNAT Nicolas	4/6	67	3/4		0/1		1/1			3			1					24:52
12	GERARD Vincent																		28:00
13	KARABATIC Nikola	4/4	100	2/2		1/1				1/1	4	6				1			28:34
14	MAHE Kentin	2/3	67				1/1	1/1	0/1		2	2							20:27
16	GENTY Yann											1							29:45
17	NGUESSAN Timothy	1/5	20	1/3		0/1			0/1			2				1			34:04
19	ABALO Luc	2/2	100		1/1	1/1													30:00
21	GUIGOU Michael	4/4	100		1/1		2/2	1/1											27:49
22	KARABATIC Luka	2/2	100	2/2							1	1	2						31:46
23	FABREGAS Ludovic	3/4	75	3/4							3			5					30:34
25	DESCAT Hugo	3/3	100		1/1		1/1			1/1									30:00
28	PORTE Valentin	3/3	100	1/1	1/1			1/1			1			1					30:00
	Bench/Team																		
Totals		34/45	76	14/20	4/4	6/9	4/4	4/4	0/2	2/2	20	18	2	7		2			

Goalkeepers		Total Shots		6m Shots		Wing Shots		9m Shots		7m Shots		Fast Breaks		Breakthroughs	
No.	Name	S/S	%	S/S	%	S/S	%	S/S	%	S/S	%	S/S	%	S/S	%
12	GERARD Vincent	6/20	30	1/6	17	0/1	0	4/9	44	1/2	50	0/1	0	0/1	0
16	GENTY Yann	7/22	32	3/10	30	0/2	0	2/5	40	1/3	33	0/1	0	1/1	100
Totals		13/42	31	4/16	25	0/3	0	6/14	43	2/5	40	0/2	0	1/2	50

Team Shots	Goals	Saves	Missed	Post	Blocked	Total	%
6m Shots	14	5	1			20	70
Wing Shots	4					4	100
9m Shots	6	2		1		9	67
7m Shots	4				N/A	4	100
Fast Breaks	4					4	100
Breakthroughs		2				2	0
Empty Goal	2	N/A				2	100
Totals	34	9	1	1		45	76

Number of Attacks: 60, Scoring Efficiency: 57%



Match Team Statistics

チームの試合統計 / Statistiques du match par équipe

Match 7

BRA 29 - 34 FRA
(13 - 16) (16 - 18)

Referees: KURTAGIC M / WETTERWIK M (SWE)

FRA - France

Shots Distribution

Players

Goals / Shots

5 REMILI N	10 MEM D	11 TOURNAT N	12 GERARD V	13 KARABATIC N	14 MAHE K	16 GENTY Y
1/1	1/1					
1/1 0/1	1/1	1/2 1/1		1/1		
1/2 0/1	1/1	2/2		1/1 1/1		
		1-Post				
17 NGUESSAN T	19 ABALO L	21 GUIGOU M	22 KARABATIC L	23 FABREGAS L	25 DESCAT H	28 PORTE V
0/1					1/1 1/1	
	0/2	1/1		0/1 2/2	1/1	1/1
1/1	1/1	1/1 2/2	1/1 1/1	1/1		2/2
1-Missed						

Team Goals / Shots


3/4	1/1	2/2
5/6	2/4	5/7
8/9	2/2	6/8

1-Missed 1-Post

Offence

Defence

Goalkeepers Saves / Shots



1/4		0/3
3/8	2/2	1/5
0/7	3/4	3/9

12 GERARD V		
1/2		
2/5	1/1	0/2
0/4	1/2	1/4

16 GENTY Y		
0/2		0/3
1/3	1/1	1/3
0/3	2/2	2/5

Legend:		
%	Efficiency	
AS	Assists	
EG	Empty Goal	
RC	Red Cards	
Wing	Wing Shots	
2Min	2-Minute Suspensions	
BC	Blue Cards	
FB	Fast Breaks	
S/S	Saves/Shots	
X	Red Card After 3rd 2-Minute Suspension	
6m	6 metre Shots	
BS	Blocked Shots	
G/S	Goals/Shots	
ST	Steals	
YC	Yellow Cards	
7m	7-metre Shots	
BT	Breakthroughs	
N/A	Not Applicable	
TO	Turnover	
9m	9-metre Shots	
D	Direct Red Card	
No.	Uniform Number	
TP	Time Played	



Empty Goal Analysis

無人ゴール 分析 / Analyses des attaques avec but vide

Match 7

BRA 29 - 34 FRA

(13 - 16) (16 - 18)

Referees: KURTAGIC M / WETTERWIK M (SWE)

ATTACKS DURING OWN EMPTY GOAL SITUATION

Players on Court	Attacks		Goals		Saves		Missed		Blocked		Post		Turnovers		Scoring Efficiency -		Goals Against	
	BRA	FRA	BRA	FRA	BRA	FRA	BRA	FRA	BRA	FRA	BRA	FRA	BRA	FRA	BRA	%FRA	BRA	FRA
7 Against 6	8	5	5	4	1				2				1	1	63	80	1	
6 Against 6	3	2	0	1	1								2	1	0	50	1	
Others	2		0		1				1				1		0			
Total:	13	7	5	5	3				3				3	2	38	71	2	

GOALS/ATTACKS DURING OWN EMPTY GOAL SITUATION - ANALYSIS OF OCCURRENCE (in 5 min intervals)

Players on Court	1st Half											
	0-5		5-10		10-15		15-20		20-25		25-30	
	BRA	FRA	BRA	FRA	BRA	FRA	BRA	FRA	BRA	FRA	BRA	FRA
7 Against 6							0/1	0/1	1/1			3/3
6 Against 6	0/1					1/1	0/2	0/1				
Others					0/1							
Total:	0/1				0/1	1/1	0/3	0/2	1/1			3/3

Players on Court	2nd Half											
	30-35		35-40		40-45		45-50		50-55		55-60	
	BRA	FRA	BRA	FRA	BRA	FRA	BRA	FRA	BRA	FRA	BRA	FRA
7 Against 6	1/1		2/2		0/2	1/1					1/1	
6 Against 6												
Others					0/1							
Total:	1/1		2/2		0/3	1/1					1/1	

GOALS/ATTACKS DURING OWN EMPTY GOAL SITUATION - ANALYSIS BY DURATION

Team	<15 sec.	15-30 sec.	30-45 sec.	45-60 sec.	>60 sec.
BRA	1/1	3/6	1/5		0/1
FRA	3/3	1/2	1/1	0/1	

SUBSTITUTION SUMMARY

Players	BRA	FRA
Goalkeeper <-> Goalkeeper	3	2
Court Player <-> Goalkeeper	26	12
Court Player <-> Court Player	119	57
Total:	148	71



Match Report

試合レポート / Compte rendu du match

Team A										Team B																																									
A					ARG - Argentina					B					GER - Germany																																				
played in										in the hall										on										at										Spectators										Match Number	
Tokyo										Yoyogi National Stadium										MON 26 JUL 2021										11:00																				8	
Half-time (30')		A		B		End of playing time		A		B		1st overtime		A		B		2nd overtime		A		B		After penalty throws		A		B																							
		13		14				25		33																																									
Number of 7m		A		Team time-out						Full name of players and officials										Team time-out						B		Number of 7m																							
3/3		3/3		1		2		3		19:25		37:59		49:10		1		29:48		2		3		1/3		1/3																									
No.	Team A						G	YC	2'	RC	BC	No.	Team B						G	YC	2'	RC	BC																												
2	FERNANDEZ Federico Gaston								1			1	BITTER Johannes																																						
3	PIZARRO Federico						1					3	GENSHEIMER Uwe											D																											
4	SIMONET Sebastian Alejandro						2					4	GOLLA Johannes						4	1																															
5	VAINSTEIN Pablo								1			6	LEMKE Finn																																						
6	SIMONET Diego Esteban						5					13	PEKELER Hendrik							1	1																														
7	PIZARRO Ignacio						2		1			15	KNORR Juri																																						
8	SIMONET Pablo Ariel						2					17	WEINHOLD Steffen						5																																
10	MARTINEZ CAMI Pedro						2					20	WEBER Philipp						4																																
11	MOSCARIELLO Lucas Dario						4	1				25	HAEFNER Kai						2		1																														
20	MARTINEZ Ramiro						5					31	SCHILLER Marcel						7																																
22	MOURINO Gaston Alberto						2		1			33	WOLFF Andreas																																						
40	MACIEL Leonel Carlos Sergio											35	KUEHN Julius						2																																
77	BONANNO Nicolas								1			73	KASTENING Timo						7		1																														
87	BAR Juan Manuel											95	DRUX Paul						2																																

Off.A	MILANO Guillermo	1				Off.A	GISLASON Alfred				
Off.B	CADENAS MONTANES Manuel					Off.B	WUDTKE Erik				
Off.C	CAZON Guillermo Hector					Off.C	ANDERSSON Mattias				
Off.D	MARINO Carlos Eduardo					Off.D	STEUER Kurt				
						Off.F	GRAESCHUS Peter				

A	Signatures of responsables for the teams (Off.A)										B
Remarks of referees / IHF Official											

Referees	Signatures		Signatures	
	HORACEK Vaclav (CZE)		NOVOTNY Jiri (CZE)	
Technical Officials	TK: VARTANYAN Stella (RUS)		SK: VOJIC Arijana (BIH)	
IHF Official	RATZ Felix (SUI)			

Note: Number of 7m scored/awarded to resp. B, goals (G), yellow cards (YC), red cards (RC), red card after 3rd 2' suspension (X), direct red card (D) and blue cards (BC).



Results

結果 / Résultats

ARG 25 - 33 GER

(13 - 14) (12 - 19)

Match 8

Referees: HORACEK V / NOVOTNY J (CZE)

ARG - Argentina

Players		Shots									Punishments			
No.	Name	G/S	%	6m	Wing	9m	7m	FB	BT	EG	YC	2Min	RC	BC
2	FERNANDEZ Federico Gaston	0/3	0	0/1	0/2								1	
3	PIZARRO Federico	1/3	33			0/2			1/1					
4	SIMONET Sebastian Alejandro	2/2	100				1/1	1/1						
5	VAINSTEIN Pablo											1		
6	SIMONET Diego Esteban	5/10	50			2/7	2/2		1/1					
7	PIZARRO Ignacio	2/3	67		2/3								1	
8	SIMONET Pablo Ariel	2/4	50	2/3		0/1								
10	MARTINEZ CAMI Pedro	2/3	67	2/2		0/1								
11	MOSCARIELLO Lucas Dario	4/5	80	3/4				1/1			1			
20	MARTINEZ Ramiro	5/7	71	4/6				1/1						
22	MOURINO Gaston Alberto	2/2	100	2/2									1	
40	MACIEL Leonel Carlos Sergio													
77	BONANNO Nicolas												1	
87	BAR Juan Manuel													
Bench/Team											1			
Totals		25/42	60	9/12	6/11	2/11	3/3	3/3	2/2		3	4		

Goalkeepers		Saves							
No.	Name	S/S	%	6m	Wing	9m	7m	FB	BT
40	MACIEL Leonel Carlos Sergio	8/31	26	2/13	1/6	4/7	0/1	1/2	0/2
87	BAR Juan Manuel	2/11	18	0/5	0/3		2/2	0/1	
EG		1							
Totals		10/43	23	2/18	1/9	4/7	2/3	1/3	0/2

GER - Germany

Players		Shots									Punishments			
No.	Name	G/S	%	6m	Wing	9m	7m	FB	BT	EG	YC	2Min	RC	BC
1	BITTER Johannes													
3	GENSHEIMER Uwe	0/1	0				0/1							D
4	GOLLA Johannes	4/5	80	4/4						0/1	1			
6	LEMKE Finn													
13	PEKELER Hendrik	0/1	0	0/1							1	1		
15	KNORR Juri													
17	WEINHOLD Steffen	5/6	83	3/3		1/2			1/1					
20	WEBER Philipp	4/5	80	3/3		1/2								
25	HAEFNER Kai	2/3	67	2/2		0/1							1	
31	SCHILLER Marcel	7/10	70	1/2	4/4		1/2	0/1		1/1				
33	WOLFF Andreas													
35	KUEHN Julius	2/4	50			1/3			1/1					
73	KASTENING Timo	7/8	88	1/1	4/5			2/2					1	
95	DRUX Paul	2/2	100	2/2										
Bench/Team														
Totals		33/45	73	16/18	8/9	3/8	1/3	2/3	2/2	1/2	2	3	1	

Goalkeepers		Saves							
No.	Name	S/S	%	6m	Wing	9m	7m	FB	BT
1	BITTER Johannes	0/1	0				0/1		
33	WOLFF Andreas	12/36	33	3/12	4/10	5/7	0/2	0/3	0/2
Totals		12/37	32	3/12	4/10	5/7	0/3	0/3	0/2

RUNNING SCORE
 ARG - GER

1st Half

SIMONET SA	1 (2') 0
SIMONET DE	2 (3') 0
SIMONET DE	2 (5') 1 KASTENING T
SIMONET DE	3 (7') 1
SIMONET DE	3 (8') 2 KUEHN J
MOSCARIELLO LD	4 (9') 2
MOSCARIELLO LD	4 (10') 3 SCHILLER M
MOSCARIELLO LD	4 (12') 4 KUEHN J
SIMONET DE	5 (13') 4
SIMONET DE	6 (15') 4
PIZARRO F	7 (16') 4
PIZARRO I	7 (17') 5 HAEFNER K
PIZARRO I	8 (17') 5
PIZARRO I	8 (18') 6 GOLLA J
PIZARRO I	8 (20') 7 WEBER P
PIZARRO I	8 (21') 8 HAEFNER K
PIZARRO I	8 (23') 9 SCHILLER M
PIZARRO I	8 (25') 10 WEINHOLD S
MOSCARIELLO LD	9 (25') 10
MARTINEZ R	10 (26') 10
MARTINEZ R	10 (27') 11 WEINHOLD S
MARTINEZ R	10 (28') 12 KASTENING T
PIZARRO I	11 (28') 12
PIZARRO I	11 (29') 13 SCHILLER M
MARTINEZ R	12 (29') 13
MARTINEZ R	12 (30') 14 KASTENING T
SIMONET SA	13 (30') 14

2nd Half

MOSCARIELLO LD	14 (32') 14
SIMONET DE	15 (34') 14
SIMONET DE	15 (35') 15 WEINHOLD S
SIMONET DE	15 (36') 16 KASTENING T
SIMONET DE	15 (37') 17 SCHILLER M
SIMONET DE	15 (38') 18 WEINHOLD S
SIMONET PA	16 (40') 18
SIMONET PA	16 (41') 19 DRUX P
MOURINO GA	17 (43') 19
MOURINO GA	17 (44') 20 WEBER P
MOURINO GA	17 (46') 21 GOLLA J
MARTINEZ R	18 (47') 21
MARTINEZ R	18 (47') 22 KASTENING T
SIMONET PA	19 (48') 22
SIMONET PA	19 (49') 23 WEBER P
SIMONET PA	19 (50') 24 WEINHOLD S
SIMONET PA	19 (50') 25 KASTENING T
MARTINEZ CAMI P	20 (51') 25
MARTINEZ CAMI P	20 (52') 26 SCHILLER M
MOURINO GA	21 (52') 26
MOURINO GA	21 (52') 27 DRUX P
MARTINEZ CAMI P	22 (53') 27
MARTINEZ CAMI P	22 (53') 28 WEBER P
MARTINEZ CAMI P	22 (54') 29 GOLLA J
MARTINEZ CAMI P	22 (55') 30 SCHILLER M
MARTINEZ R	23 (55') 30
MARTINEZ R	23 (56') 31 KASTENING T
MARTINEZ R	24 (59') 31
MARTINEZ R	24 (60') 32 GOLLA J
MOSCARIELLO LD	25 (60') 32
MOSCARIELLO LD	25 (60') 33 SCHILLER M

Legend:

%	Efficiency	2Min	2-Minute Suspensions	6m	6-metre Shots	7m	7-metre Shots
9m	9-metre Shots	BC	Blue Cards	BT	Breakthroughs	D	Direct Red Card
EG	Empty Goal	FB	Fast Breaks	G/S	Goals/Shots	No.	Uniform Number
RC	Red Cards	S/S	Saves/Shots	Wing	Wing Shots	X	Red Card After 3rd 2-Minute Suspension
YC	Yellow Cards						



Match Team Statistics

チームの試合統計 / Statistiques du match par équipe

Match 8

ARG 25 - 33 GER
(13 - 14) (12 - 19)

Referees: HORACEK V / NOVOTNY J (CZE)

ARG - Argentina

Players		Shots									Offence		Defence		Punishments			TP		
No.	Name	G/S	%	6m	Wing	9m	7m	FB	BT	EG	AS	TO	ST	BS	YC	2Min	RC		BC	
2	FERNANDEZ Federico Gaston	0/3	0	0/1	0/2												1			28:31
3	PIZARRO Federico	1/3	33			0/2			1/1											19:36
4	SIMONET Sebastian Alejandro	2/2	100				1/1	1/1				1								24:28
5	VAINSTEIN Pablo											1							1	30:01
6	SIMONET Diego Esteban	5/10	50			2/7	2/2		1/1		6	4								46:45
7	PIZARRO Ignacio	2/3	67		2/3														1	32:43
8	SIMONET Pablo Ariel	2/4	50	2/3		0/1					1	1								16:36
10	MARTINEZ CAMI Pedro	2/3	67	2/2		0/1					2	1	1							26:39
11	MOSCARIELLO Lucas Dario	4/5	80	3/4				1/1			1	2	1		1					44:25
20	MARTINEZ Ramiro	5/7	71		4/6			1/1				1								47:51
22	MOURINO Gaston Alberto	2/2	100	2/2							1								1	28:04
40	MACIEL Leonel Carlos Sergio																			43:19
77	BONANNO Nicolas											2		1	1					23:56
87	BAR Juan Manuel																			7:06
	Bench/Team																		1	
Totals		25/42	60	9/12	6/11	2/11	3/3	3/3	2/2		11	13	2	1	3	4				

Goalkeepers		Total Shots		6m Shots		Wing Shots		9m Shots		7m Shots		Fast Breaks		Breakthroughs	
No.	Name	S/S	%	S/S	%	S/S	%	S/S	%	S/S	%	S/S	%	S/S	%
40	MACIEL Leonel Carlos Sergio	8/31	26	2/13	15	1/6	17	4/7	57	0/1	0	1/2	50	0/2	0
87	BAR Juan Manuel	2/11	18	0/5	0	0/3	0			2/2	100	0/1	0		
EG		1													
Totals		10/43	23	2/18	11	1/9	11	4/7	57	2/3	67	1/3	33	0/2	0

Team Shots	Goals	Saves	Missed	Post	Blocked	Total	%
6m Shots	9	3				12	75
Wing Shots	6	4	1			11	55
9m Shots	2	5	2		2	11	18
7m Shots	3				N/A	3	100
Fast Breaks	3					3	100
Breakthroughs	2					2	100
Empty Goal		N/A					
Totals	25	12	3		2	42	60

Number of Attacks: 51, Scoring Efficiency: 49%



Match Team Statistics

チームの試合統計 / Statistiques du match par équipe

Match 8

ARG 25 - 33 GER
(13 - 14) (12 - 19)

Referees: HORACEK V / NOVOTNY J (CZE)

ARG - Argentina

Shots Distribution

Players

Goals / Shots


2 FERNANDEZ FG	3 PIZARRO F	4 SIMONET SA	5 VAINSTEIN P	6 SIMONET DE	7 PIZARRO I	8 SIMONET PA
0/1	1/1	1/1 1/1		1/1 3/5	1/1 1/1	1/1 0/1
1-Missed	1-Missed 1-Blocked			1-Missed 1-Blocked		

10 MARTINEZ CAMI P	11 MOSCARIELLO LD	20 MARTINEZ R	22 MOURINO GA	40 MACIEL L	77 BONANNO N	87 BAR JM
1/1 1/2	0/1 2/2	1/1 3/3 0/1 1/1	1/1 1/1			

Team Goals / Shots

2/5
1/1 1/2 3/4
8/10 2/4 8/11
3-Missed 2-Blocked

Offence



Defence

Goalkeepers Saves / Shots

1/2	1/2
2/7 1/2 1/3	
1/13 0/4 3/10	

40 MACIEL L

1/2	1/2
2/5 1/3	
1/10 0/3 2/6	

87 BAR JM

0/2	1/1
0/3 0/1 1/4	



Match Team Statistics

チームの試合統計 / Statistiques du match par équipe

Match 8

ARG 25 - 33 GER
(13 - 14) (12 - 19)

Referees: HORACEK V / NOVOTNY J (CZE)

GER - Germany

Players		Shots									Offence		Defence		Punishments			TP	
No.	Name	G/S	%	6m	Wing	9m	7m	FB	BT	EG	AS	TO	ST	BS	YC	2Min	RC		BC
1	BITTER Johannes																		0:16
3	GENSHEIMER Uwe	0/1	0				0/1											D	2:11
4	GOLLA Johannes	4/5	80	4/4						0/1	1		1	1	1				54:54
6	LEMKE Finn																		0:18
13	PEKELER Hendrik	0/1	0	0/1											1	1			46:17
15	KNORR Juri																		1:46
17	WEINHOLD Steffen	5/6	83	3/3		1/2			1/1			1							39:20
20	WEBER Philipp	4/5	80	3/3		1/2					5								20:19
25	HAEFNER Kai	2/3	67	2/2		0/1						1				1			23:46
31	SCHILLER Marcel	7/10	70	1/2	4/4		1/2	0/1		1/1	1		1						59:02
33	WOLFF Andreas										1	1							54:58
35	KUEHN Julius	2/4	50			1/3			1/1		3	2							17:32
73	KASTENING Timo	7/8	88	1/1	4/5			2/2			1	2					1		58:43
95	DRUX Paul	2/2	100	2/2							5	1		1					40:38
	Bench/Team																		
	Totals	33/45	73	16/18	8/9	3/8	1/3	2/3	2/2	1/2	17	8	2	2	2	3	1		

Goalkeepers		Total Shots		6m Shots		Wing Shots		9m Shots		7m Shots		Fast Breaks		Breakthroughs	
No.	Name	S/S	%	S/S	%	S/S	%	S/S	%	S/S	%	S/S	%	S/S	%
1	BITTER Johannes	0/1	0							0/1	0				
33	WOLFF Andreas	12/36	33	3/12	25	4/10	40	5/7	71	0/2	0	0/3	0	0/2	0
	Totals	12/37	32	3/12	25	4/10	40	5/7	71	0/3	0	0/3	0	0/2	0

Team Shots	Goals	Saves	Missed	Post	Blocked	Total	%
6m Shots	16	2				18	89
Wing Shots	8	1				9	89
9m Shots	3	4			1	8	38
7m Shots	1	2			N/A	3	33
Fast Breaks	2	1				3	67
Breakthroughs	2					2	100
Empty Goal	1	N/A	1			2	50
Totals	33	10	1		1	45	73

Number of Attacks: 52, Scoring Efficiency: 63%



Match Team Statistics

チームの試合統計 / Statistiques du match par équipe

Match 8

ARG 25 - 33 GER
 (13 - 14) (12 - 19)

Referees: HORACEK V / NOVOTNY J (CZE)

GER - Germany

Shots Distribution


Players

Goals / Shots

1 BITTER J	3 GENSHEIMER U	4 GOLLA J	6 LEMKE F	13 PEKELER H	15 KNORR J	17 WEINHOLD S
	0/1	1/1		0/1		1/1
		1/1 1/1				2/2 1/1 1/1
		1-Missed				1-Blocked
20 WEBER P	25 HAEFNER K	31 SCHILLER M	33 WOLFF A	35 KUEHN J	73 KASTENING T	95 DRUX P
1/1	0/1	0/1		1/2	2/2	
1/1 1/1 1/2	2/2	3/3 1/1 2/3		0/1	2/2 1/1 2/3	1/1 1/1

Team
Goals / Shots

1/2	1/2
5/7	2/3
12/13	7/10
1-Missed	1-Blocked



Goalkeepers
Saves / Shots

		3/5
0/1	1/2	1/4
2/10	2/4	3/11
1 BITTER J		
	0/1	
33 WOLFF A		3/5
0/1	1/2	1/4
2/10	2/3	3/11

Legend:

%	Efficiency	2Min	2-Minute Suspensions	6m	6 metre Shots	7m	7-metre Shots	9m	9-metre Shots
AS	Assists	BC	Blue Cards	BS	Blocked Shots	BT	Breakthroughs	D	Direct Red Card
EG	Empty Goal	FB	Fast Breaks	G/S	Goals/Shots	N/A	Not Applicable	No.	Uniform Number
RC	Red Cards	S/S	Saves/Shots	ST	Steals	TO	Turnover	TP	Time Played
Wing	Wing Shots	X	Red Card After 3rd 2-Minute Suspension	YC	Yellow Cards				



Empty Goal Analysis

無人ゴール 分析 / Analyses des attaques avec but vide

Match 8

ARG 25 - 33 GER

(13 - 14) (12 - 19)

Referees: HORACEK V / NOVOTNY J (CZE)

ATTACKS DURING OWN EMPTY GOAL SITUATION

Players on Court	Attacks		Goals		Saves		Missed		Blocked		Post		Turnovers		Scoring Efficiency -		Goals Against	
	ARG	GER	ARG	GER	ARG	GER	ARG	GER	ARG	GER	ARG	GER	ARG	GER	ARG	%GER	ARG	GER
7 Against 6	14	6	7	4	4	1	1						2	1	50	67	1	
6 Against 6	5	3	3	2	1								1	1	60	67		
Others		1	1	1												100		
Total:	19	10	10	7	5	1	1						3	2	53	70	1	

GOALS/ATTACKS DURING OWN EMPTY GOAL SITUATION - ANALYSIS OF OCCURRENCE (in 5 min intervals)

Players on Court	1st Half											
	0-5		5-10		10-15		15-20		20-25		25-30	
	ARG	GER	ARG	GER	ARG	GER	ARG	GER	ARG	GER	ARG	GER
7 Against 6				0/1	1/1	1/1			0/2			1/1
6 Against 6							0/1	1/1	1/2			1/1
Others								1/1				
Total:				0/1	1/1	1/1	0/1	2/2	1/4			2/2

Players on Court	2nd Half											
	30-35		35-40		40-45		45-50		50-55		55-60	
	ARG	GER	ARG	GER	ARG	GER	ARG	GER	ARG	GER	ARG	GER
7 Against 6	1/2			1/2			0/2	1/1	4/6	1/1		
6 Against 6					1/1			1/1				0/1
Others												
Total:	1/2			1/2	1/1		0/2	2/2	4/6	1/1		0/1

GOALS/ATTACKS DURING OWN EMPTY GOAL SITUATION - ANALYSIS BY DURATION

Team	<15 sec.	15-30 sec.	30-45 sec.	45-60 sec.	>60 sec.
ARG	5/6	2/8	1/3	1/1	1/1
GER	4/6	2/2		1/2	

SUBSTITUTION SUMMARY

Players	ARG	GER
Goalkeeper <-> Goalkeeper	2	1
Court Player <-> Goalkeeper	42	28
Court Player <-> Court Player	98	70
Total:	142	99



Match Report

試合レポート / Compte rendu du match

Team A										Team B											
A										B											
EGY - Egypt										DEN - Denmark											
played in					in the hall					on					at					Match Number	
Tokyo					Yoyogi National Stadium					MON 26 JUL 2021					14:15					9	
Half-time (30')		A	B	End of playing time		A	B	1st overtime		A	B	2nd overtime		A	B	After penalty throws		A	B		
		15	14			27	32														
Number of 7m		Team time-out			Full name of players and officials										Team time-out			B		Number of 7m	
3/5		1	2	3											1	2	3	7/7			
		29:32	52:41												29:49	50:00					
No.	Team A					G	YC	2'	RC	BC	No.	Team B					G	YC	2'	RC	BC
5	OMAR Yahia					2		2			1	LANDIN Niklas									
15	MOHAMED Ahmed					6					4	LANDIN Magnus					1		1		
24	ELMASRY Ibrahim					1		1			15	SAUGSTRUP Magnus					1	1	2		
25	NAWAR Wisam										17	SVAN Lasse					2				
31	ELWAKIL Omar					1					20	MOELLER Kevin									
39	ELDERAA Yehia					5					21	MOELLGAARD Henrik						1	1		
42	KADDAH Hassan					2		1			22	MENSAH Mads					3				
45	ELDERAA Seif					1					23	TOFT HANSEN Henrik					5				
66	ELAHMAR Ahmed					1		1			24	HANSEN Mikkel					9				
88	HENDAWY Karim										25	OLSEN Morten									
89	SHEBIB Mohamed					3					26	HANSEN Johan									
90	MOHAMED Ali										28	ANDERSSON Lasse					1		1		
91	SANAD Mohammad					5					32	HOLM Jacob					2				
96	ELTAYAR Mohamed										33	GIDSEL Mathias					8				

Off.A	ABUZEID Nouredin					Off.A	JOHANNSEN Kai				
Off.B	PARRONDO Roberto					Off.B	JACOBSEN Nikolaj				
Off.C	MOSA Mohamed					Off.C	KRONBORG Henrik				
Off.D	LOSERT Venio					Off.D	GREVE Anja				
Off.E	CARTON LLORENTE Antonio					Off.E	BRUUN Michael				

A	Signatures of responsables for the teams (Off.A)										B
Remarks of referees / IHF Official											

Referees	Signatures					Signatures				
	RALUY LOPEZ Oscar (ESP)					SABROSO RAMIREZ Angel (ESP)				
Technical Officials	Signatures					Signatures				
	TK: SEDREZ Salvio (BRA)					SK: ADJEMIAN Teodoro (ARG)				
IHF Official	Signatures					Signatures				
	SOEDAL Per Morten (NOR)									

Note: Number of 7m scored/awarded to resp. B, goals (G), yellow cards (YC), red cards (RC), red card after 3rd 2' suspension (X), direct red card (D) and blue cards (BC).



Results

結果 / Résultats

Match 9

EGY 27 - 32 DEN

(15 - 14) (12 - 18)

Referees: RALUY LOPEZ O / SABROSO RAMIREZ A (ESP)

EGY - Egypt

Players		Shots									Punishments			
No.	Name	G/S	%	6m	Wing	9m	7m	FB	BT	EG	YC	2Min	RC	BC
5	OMAR Yahia	2/9	22	2/7		0/1				0/1				
15	MOHAMED Ahmed	6/7	86	4/5					1/1	1/1				
24	ELMASRY Ibrahim	1/3	33	1/2				0/1				1		
25	NAWAR Wisam													
31	ELWAKIL Omar	1/1	100		1/1									
39	ELDERAA Yehia	5/5	100	3/3				1/1	1/1					
42	KADDAH Hassan	2/3	67	1/2		1/1						1		
45	ELDERAA Seif	1/1	100							1/1				
66	ELAHMAR Ahmed	1/3	33	0/1		0/1	1/1					1		
88	HENDAWY Karim													
89	SHEBIB Mohamed	3/5	60	3/5										
90	MOHAMED Ali	0/1	0	0/1										
91	SANAD Mohammad	5/10	50	1/2	2/4		2/4							
96	ELTAYAR Mohamed													
Bench/Team														
Totals		27/48	56	15/28	3/5	1/3	3/5	1/2	2/2	2/3		5		

Goalkeepers		Saves								
No.	Name	S/S	%	6m	Wing	9m	7m	FB	BT	
88	HENDAWY Karim	5/28	18	2/12	1/1	1/1	0/5	0/1	1/8	
96	ELTAYAR Mohamed	0/9	0	0/3	0/3		0/2		0/1	
Totals		5/37	14	2/15	1/4	1/1	0/7	0/1	1/9	

DEN - Denmark

Players		Shots									Punishments			
No.	Name	G/S	%	6m	Wing	9m	7m	FB	BT	EG	YC	2Min	RC	BC
1	LANDIN Niklas													
4	LANDIN Magnus	1/3	33		1/3								1	
15	SAUGSTRUP Magnus	1/2	50	1/2							1	2		
17	SVAN Lasse	2/2	100		2/2									
20	MOELLER Kevin													
21	MOELLGAARD Henrik										1	1		
22	MENSAH Mads	3/4	75	3/4										
23	TOFT HANSEN Henrik	5/5	100	5/5										
24	HANSEN Mikkel	9/14	64	2/6		0/1	7/7							
25	OLSEN Morten													
26	HANSEN Johan													
28	ANDERSSON Lasse	1/3	33	0/1				1/1		0/1		1		
32	HOLM Jacob	2/4	50	0/1		0/1			2/2					
33	GIDSEL Mathias	8/9	89	2/2					6/7					
Bench/Team														
Totals		32/46	70	13/21	3/5	0/2	7/7	1/1	8/9	0/1	2	5		

Goalkeepers		Saves								
No.	Name	S/S	%	6m	Wing	9m	7m	FB	BT	
1	LANDIN Niklas	14/39	36	11/26	2/5	1/2	0/3	0/1	0/2	
20	MOELLER Kevin	1/1	100				1/1			
EG		2								
Totals		15/42	36	11/26	2/5	1/2	1/4	0/1	0/2	

RUNNING SCORE

EGY - DEN	
1st Half	
KADDAH H	1 (1') 0
	1 (3') 1 HANSEN M
KADDAH H	2 (3') 1
ELDERAA Y	3 (3') 1
SANAD M	4 (4') 1
	4 (5') 2 GIDSEL M
	4 (7') 3 GIDSEL M
ELMASRY I	5 (7') 3
	5 (7') 4 SAUGSTRUP M
SANAD M	6 (9') 4
	6 (9') 5 HANSEN M
SHEBIB M	7 (10') 5
	7 (14') 6 GIDSEL M
MOHAMED A	8 (16') 6
	8 (16') 7 HOLM J
MOHAMED A	9 (16') 7
	9 (17') 8 HANSEN M
SANAD M	10 (18') 8
	10 (19') 9 HANSEN M
	10 (20') 10 GIDSEL M
ELWAKIL O	11 (21') 10
	11 (22') 11 GIDSEL M
ELDERAA Y	12 (24') 11
SANAD M	13 (26') 11
	13 (26') 12 MENSAH M
MOHAMED A	14 (27') 12
	14 (28') 13 ANDERSSON L
MOHAMED A	15 (30') 13
	15 (30') 14 HANSEN M
2nd Half	
	15 (33') 15 HANSEN M
	15 (35') 16 SVAN L
ELAHMAR A	16 (35') 16
	16 (36') 17 TOFT HANSEN H
SHEBIB M	17 (36') 17
	17 (37') 18 LANDIN M
	17 (38') 19 HOLM J
ELDERAA Y	18 (38') 19
	18 (39') 20 MENSAH M
OMAR Y	19 (40') 20
	19 (41') 21 MENSAH M
ELDERAA Y	20 (42') 21
	20 (42') 22 SVAN L
	20 (43') 23 GIDSEL M
SHEBIB M	21 (44') 23
	21 (45') 24 TOFT HANSEN H
SANAD M	22 (46') 24
	22 (47') 25 HANSEN M
ELDERAA Y	23 (48') 25
	23 (49') 26 GIDSEL M
MOHAMED A	24 (50') 26
	24 (51') 27 TOFT HANSEN H
OMAR Y	25 (54') 27
	25 (54') 28 TOFT HANSEN H
MOHAMED A	26 (55') 28
	26 (56') 29 HANSEN M
	26 (58') 30 GIDSEL M
	26 (59') 31 HANSEN M
ELDERAA S	27 (60') 31
	27 (60') 32 TOFT HANSEN H

Legend:							
%	Efficiency	2Min	2-Minute Suspensions	6m	6-metre Shots	7m	7-metre Shots
9m	9-metre Shots	BC	Blue Cards	BT	Breakthroughs	D	Direct Red Card
EG	Empty Goal	FB	Fast Breaks	G/S	Goals/Shots	No.	Uniform Number
RC	Red Cards	S/S	Saves/Shots	Wing	Wing Shots	X	Red Card After 3rd 2-Minute Suspension
YC	Yellow Cards						



Match Team Statistics

チームの試合統計 / Statistiques du match par équipe

Match 9

EGY 27 - 32 DEN

(15 - 14) (12 - 18)

Referees: RALUY LOPEZ O / SABROSO RAMIREZ A (ESP)

EGY - Egypt

Players		Shots									Offence		Defence		Punishments			TP	
No.	Name	G/S	%	6m	Wing	9m	7m	FB	BT	EG	AS	TO	ST	BS	YC	2Min	RC		BC
5	OMAR Yahia	2/9	22	2/7		0/1				0/1	3					2			42:09
15	MOHAMED Ahmed	6/7	86	4/5					1/1	1/1	2	1		1					35:05
24	ELMASRY Ibrahim	1/3	33	1/2				0/1					1	2		1			36:43
25	NAWAR Wisam																		4:08
31	ELWAKIL Omar	1/1	100		1/1														45:45
39	ELDERAA Yehia	5/5	100	3/3				1/1	1/1		2	1		1					40:30
42	KADDAH Hassan	2/3	67	1/2		1/1										1			18:39
45	ELDERAA Seif	1/1	100							1/1									6:56
66	ELAHMAR Ahmed	1/3	33	0/1		0/1	1/1					1				1			21:29
88	HENDAWY Karim																		44:22
89	SHEBIB Mohamed	3/5	60	3/5															39:58
90	MOHAMED Ali	0/1	0	0/1							3	1	1						23:42
91	SANAD Mohammad	5/10	50	1/2	2/4		2/4												50:06
96	ELTAYAR Mohamed																		10:28
Bench/Team																			
Totals		27/48	56	15/28	3/5	1/3	3/5	1/2	2/2	2/3	10	4	2	4		5			

Goalkeepers		Total Shots		6m Shots		Wing Shots		9m Shots		7m Shots		Fast Breaks		Breakthroughs	
No.	Name	S/S	%	S/S	%	S/S	%	S/S	%	S/S	%	S/S	%	S/S	%
88	HENDAWY Karim	5/28	18	2/12	17	1/1	100	1/1	100	0/5	0	0/1	0	1/8	13
96	ELTAYAR Mohamed	0/9	0	0/3	0	0/3	0			0/2	0			0/1	0
Totals		5/37	14	2/15	13	1/4	25	1/1	100	0/7	0	0/1	0	1/9	11

Team Shots	Goals	Saves	Missed	Post	Blocked	Total	%
6m Shots	15	11		2		28	54
Wing Shots	3	2				5	60
9m Shots	1	1		1		3	33
7m Shots	3	1		1	N/A	5	60
Fast Breaks	1			1		2	50
Breakthroughs	2					2	100
Empty Goal	2	N/A			1	3	67
Totals	27	15		5	1	48	56

Number of Attacks: 48, Scoring Efficiency: 56%



Match Team Statistics

チームの試合統計 / Statistiques du match par équipe

Match 9

EGY 27 - 32 DEN

(15 - 14) (12 - 18)

Referees: RALUY LOPEZ O / SABROSO RAMIREZ A (ESP)

EGY - Egypt

Shots Distribution

Players

Goals / Shots

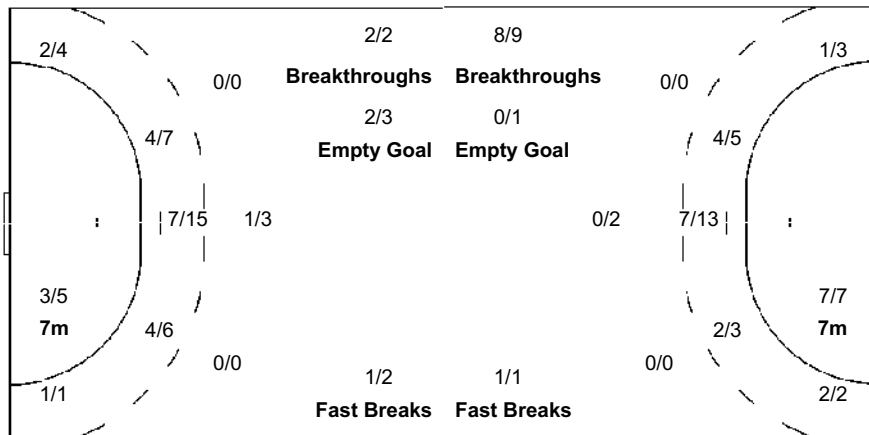
5 OMAR Y			15 MOHAMED A			24 ELMASRY I			25 NAWAR W			31 ELWAKIL O			39 ELDERAA Y			42 KADDAH H		
1/1	0/1				1/1												1/1	0/1		
0/1			1/1	1/1	1/2			0/1												
	0/2	1/2	2/2				1/1						1/1		2/2	2/2				2/2
1-Post 1-Blocked						1-Post														

45 ELDERAA S			66 ELAHMAR A			88 HENDAWY K			89 SHEBIB M			90 MOHAMED A			91 SANAD M			96 ELTAYAR M		
										2/2					1/1	1/2				
									0/1								0/1			
1/1			0/2	1/1						1/1		0/1			1/1		2/3			
									1-Post						2-Post					

Team Goals / Shots

2/2	3/5	1/1
1/4	1/1	2/5
6/9	6/8	5/7
5-Post 1-Blocked		

Offence



Goalkeepers Saves / Shots

1/6	2/4	1/2
		0/3
1/11	0/3	0/8

88 HENDAWY K

1/6	2/3	1/2
		0/2
1/9	0/1	0/5

96 ELTAYAR M

	0/1	
		0/1
0/2	0/2	0/3



Match Team Statistics

チームの試合統計 / Statistiques du match par équipe

Match 9

EGY 27 - 32 DEN

(15 - 14) (12 - 18)

Referees: RALUY LOPEZ O / SABROSO RAMIREZ A (ESP)

DEN - Denmark

Players		Shots									Offence		Defence		Punishments			TP	
No.	Name	G/S	%	6m	Wing	9m	7m	FB	BT	EG	AS	TO	ST	BS	YC	2Min	RC		BC
1	LANDIN Niklas																		50:54
4	LANDIN Magnus	1/3	33		1/3							1					1		57:45
15	SAUGSTRUP Magnus	1/2	50	1/2											1	2			20:41
17	SVAN Lasse	2/2	100		2/2								1						58:29
20	MOELLER Kevin																		0:23
21	MOELGAARD Henrik														1	1			31:20
22	MENSAH Mads	3/4	75	3/4															33:34
23	TOFT HANSEN Henrik	5/5	100	5/5															46:16
24	HANSEN Mikkel	9/14	64	2/6		0/1	7/7				4	3							21:55
25	OLSEN Morten																		11:17
26	HANSEN Johan																		
28	ANDERSSON Lasse	1/3	33	0/1				1/1		0/1	2						1		36:36
32	HOLM Jacob	2/4	50	0/1		0/1			2/2		2	1							12:50
33	GIDSEL Mathias	8/9	89	2/2					6/7		6			1					38:00
	Bench/Team																		
	Totals	32/46	70	13/21	3/5	0/2	7/7	1/1	8/9	0/1	14	5	1	1	2	5			

Goalkeepers		Total Shots		6m Shots		Wing Shots		9m Shots		7m Shots		Fast Breaks		Breakthroughs	
No.	Name	S/S	%	S/S	%	S/S	%	S/S	%	S/S	%	S/S	%	S/S	%
1	LANDIN Niklas	14/39	36	11/26	42	2/5	40	1/2	50	0/3	0	0/1	0	0/2	0
20	MOELLER Kevin	1/1	100							1/1	100				
	EG	2													
	Totals	15/42	36	11/26	42	2/5	40	1/2	50	1/4	25	0/1	0	0/2	0

Team Shots	Goals	Saves	Missed	Post	Blocked	Total	%
6m Shots	13	2	1	3	2	21	62
Wing Shots	3	1	1			5	60
9m Shots		1			1	2	0
7m Shots	7				N/A	7	100
Fast Breaks	1					1	100
Breakthroughs	8	1				9	89
Empty Goal		N/A			1	1	0
Totals	32	5	2	3	4	46	70

Number of Attacks: 49, Scoring Efficiency: 65%



Match Team Statistics

チームの試合統計 / Statistiques du match par équipe

Match 9

EGY 27 - 32 DEN

(15 - 14) (12 - 18)

Referees: RALUY LOPEZ O / SABROSO RAMIREZ A (ESP)

DEN - Denmark

Shots Distribution

Players

Goals / Shots

1 LANDIN N	4 LANDIN M	15 SAUGSTRUP M	17 SVAN L	20 MOELLER K	21 MOELLGAARD H	22 MENSAH M
						1/2
						1/1
	0/1 1/1	1/1	1/1 1/1			1/1
	1-Missed	1-Blocked				

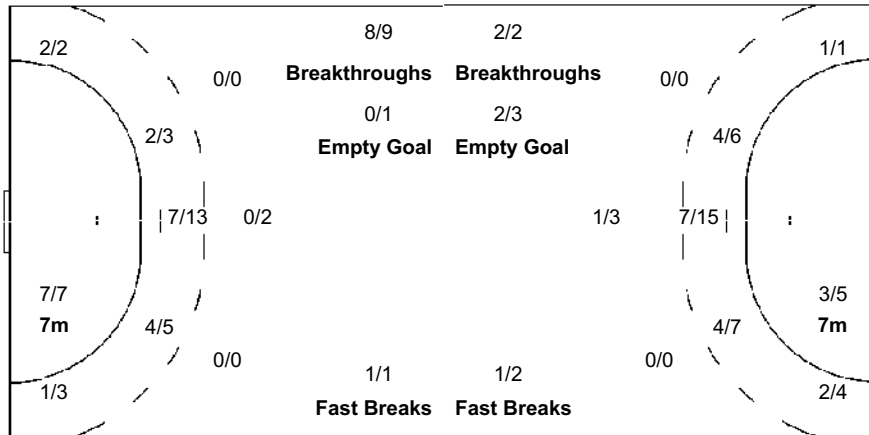
23 TOFT HANSEN H	24 HANSEN M	25 OLSEN M	26 HANSEN J	28 ANDERSSON L	32 HOLM J	33 GIDSEL M
1/1	1/2					3/3 1/2
1/1	2/2					
1/1	1/1 5/5					3/3 1/1
	2-Post 1-Blocked			1-Missed 1-Blocked	1-Post 1-Blocked	

Team Goals / Shots

5/6	2/4	1/2
		3/3
10/11	3/3	8/8
2-Missed	3-Post	4-Blocked

Offence

Defence



Goalkeepers Saves / Shots

0/2	2/5	0/1
3/4	0/1	3/5
3/9	2/8	2/7

1 LANDIN N

0/2	2/5	0/1
3/4		2/4
3/8	2/8	2/7

20 MOELLER K

		1/1

Legend:		
%	Efficiency	
AS	Assists	
EG	Empty Goal	
RC	Red Cards	
Wing	Wing Shots	
2Min	2-Minute Suspensions	
BC	Blue Cards	
FB	Fast Breaks	
S/S	Saves/Shots	
X	Red Card After 3rd 2-Minute Suspension	
6m	6 metre Shots	
BS	Blocked Shots	
G/S	Goals/Shots	
ST	Steals	
YC	Yellow Cards	
7m	7-metre Shots	
BT	Breakthroughs	
N/A	Not Applicable	
TO	Turnover	
9m	9-metre Shots	
D	Direct Red Card	
No.	Uniform Number	
TP	Time Played	



Empty Goal Analysis

無人ゴール 分析 / Analyses des attaques avec but vide

Match 9

EGY 27 - 32 DEN

(15 - 14) (12 - 18)

Referees: RALUY LOPEZ O / SABROSO RAMIREZ A (ESP)

ATTACKS DURING OWN EMPTY GOAL SITUATION

Players on Court	Attacks		Goals		Saves		Missed		Blocked		Post		Turnovers		Scoring Efficiency -		Goals Against	
	EGY	DEN	EGY	DEN	EGY	DEN	EGY	DEN	EGY	DEN	EGY	DEN	EGY	DEN	EGY %	DEN %	EGY	DEN
7 Against 6	4	4	1	3	2	1							1		25	75		1
6 Against 6	2	7	1	5	1				1	1	2				50	71		1
Others		5		5	1										100			
Total:	6	16	2	13	4	1			1	1	2	1		33	81		2	

GOALS/ATTACKS DURING OWN EMPTY GOAL SITUATION - ANALYSIS OF OCCURRENCE (in 5 min intervals)

Players on Court	1st Half											
	0-5		5-10		10-15		15-20		20-25		25-30	
	EGY	DEN	EGY	DEN	EGY	DEN	EGY	DEN	EGY	DEN	EGY	DEN
7 Against 6									0/1		1/1	
6 Against 6	1/2					0/1		2/2				
Others												
Total:	1/2					0/1		2/2	0/1		1/1	

Players on Court	2nd Half											
	30-35		35-40		40-45		45-50		50-55		55-60	
	EGY	DEN	EGY	DEN	EGY	DEN	EGY	DEN	EGY	DEN	EGY	DEN
7 Against 6									1/1	0/2	2/3	
6 Against 6						2/2		1/2				
Others		2/2		2/2		1/1						
Total:		2/2		2/2		3/3		1/2		1/1	0/2	2/3

GOALS/ATTACKS DURING OWN EMPTY GOAL SITUATION - ANALYSIS BY DURATION

Team	<15 sec.	15-30 sec.	30-45 sec.	45-60 sec.	>60 sec.
EGY	0/1	1/4	1/1		
DEN	2/2	8/10	2/2	1/2	

SUBSTITUTION SUMMARY

Players	EGY	DEN
Goalkeeper <-> Goalkeeper	3	2
Court Player <-> Goalkeeper	24	40
Court Player <-> Court Player	86	136
Total:	113	178



Match Report

試合レポート / Compte rendu du match

Team A										Team B															
A										B															
ESP - Spain										NOR - Norway															
played in					in the hall					on					at					Match Number					
Tokyo					Yoyogi National Stadium					MON 26 JUL 2021					16:15					10					
Half-time (30')		A	B	End of playing time		A	B	1st overtime		A	B	2nd overtime		A	B	After penalty throws		A	B						
Number of 7m		A	Team time-out			Full name of players and officials										Team time-out			B	Number of 7m					
2/2		1	4:50	2	59:42	3											1	23:50	2	39:11	3	59:08	4/6		
No.	Team A						G	YC	2'	RC	BC	No.	Team B						G	YC	2'	RC	BC		
1	PEREZ de VARGAS MORENO Gonzalo											5	SAGOSEN Sander						6					1	
3	GURBINDO MARTINEZ Eduardo								1			8	MYRHOL Bjarte												
5	MAQUEDA PENO Jorge						2					10	FREDRIKSEN Magnus												
6	FERNANDEZ PEREZ Angel						4		1			11	OEVERBY Petter												
9	ENTRERRIOS RODRIGUEZ Raul						1					12	SAEVERAAS Kristian												
10	DUJSHEBAEV DOVICHEBAEVA Alex								1			17	JOENDAL Magnus						9						
11	SARMIENTO MELIAN Daniel								1			19	BJOERNSEN Kristian						4						
12	CORRALES RODAL Rodrigo											21	GULLERUD Magnus						2			1			
14	SOLE SALA Ferran						2					24	O'SULLIVAN Christian						2	1					
17	FIGUERAS TREJO Adrian						10					26	PETTERSEN Simen												
24	MORROS de ARGILA Viran							1				27	REINKIND Harald						2						
27	GARCIA ROBLEDO Antonio						5		1			30	BERGERUD Torbjoern												
28	GOMEZ ABELLO Aleix						4					44	GULLIKSEN Kevin												
30	GUARDIOLA VILLAPLANA Gedeon											77	ABELVIK ROED Magnus						2						

Off.A	RIBERA ROMANS Jordi					Off.A	TOMAC Zeljko				
Off.B	MONTES AGUERA Cesar Jesus					Off.B	BERGE Christian		1		
Off.C	MUNOZ BENITO Juan Jose					Off.C	LUND Boerge				
Off.D	LLORENTE RUIZ Francisco Daniel					Off.D	MARKUSSEN Harald				
Off.E	RIVILLA GARCIA Jesus					Off.E	EGE Steinar				

A	Signatures of responsables for the teams (Off.A)										B
Remarks of referees / IHF Official											

Referees	Signatures		Signatures	
	NIKOLOV Slave (MKD)		NACHEVSKI Gjorgji (MKD)	
Technical Officials	Signatures		Signatures	
	TK: POSAVEC Josip (CRO)		SK: SOOS Balazs (HUN)	
IHF Official	Signatures		Signatures	
	RATZ Felix (SUI)			

Note: Number of 7m scored/awarded to resp. B, goals (G), yellow cards (YC), red cards (RC), red card after 3rd 2' suspension (X), direct red card (D) and blue cards (BC).



Results

結果 / Résultats

Match 10

ESP 28 - 27 NOR

(13 - 14) (15 - 13)

Referees: NIKOLOV S / NACHEVSKI G (MKD)

ESP - Spain

Players		Shots									Punishments			
No.	Name	G/S	%	6m	Wing	9m	7m	FB	BT	EG	YC	2Min	RC	BC
1	PEREZ de VARGAS MORENO Gonzalo													
3	GURBINDO MARTINEZ Eduardo											1		
5	MAQUEDA PENO Jorge	2/7	29	0/1		0/3		1/2	1/1				1	
6	FERNANDEZ PEREZ Angel	4/5	80		1/1			3/4					1	
9	ENTRERRIOS RODRIGUEZ Raul	1/5	20	0/4					1/1					
10	DUSHEBAEV DOWICHEBAEVA Alex	0/5	0	0/5									1	
11	SARMIENTO MELIAN Daniel	0/1	0	0/1									1	
12	CORRALES RODAL Rodrigo													
14	SOLE SALA Ferran	2/2	100		2/2									
17	FIGUERAS TREJO Adrian	10/11	91	8/9				2/2						
24	MORROS de ARGILA Viran										1			
27	GARCIA ROBLEDO Antonio	5/9	56	3/6	2/2	0/1							1	
28	GOMEZ ABELLO Aleix	4/4	100		1/1		2/2	1/1						
30	GUARDIOLA VILLAPLANA Gedeon	0/1	0	0/1										
Bench/Team														
Totals		28/50	56	11/27	6/6	0/4	2/2	7/9	2/2		1	5		

Goalkeepers		Saves							
No.	Name	S/S	%	6m	Wing	9m	7m	FB	BT
1	PEREZ de VARGAS MORENO Gonzalo	1/4	25				1/4		
12	CORRALES RODAL Rodrigo	16/39	41	6/17	3/9	1/2	1/2	2/4	3/5
EG		1							
Totals		17/44	39	6/17	3/9	1/2	2/6	2/4	3/5

NOR - Norway

Players		Shots									Punishments			
No.	Name	G/S	%	6m	Wing	9m	7m	FB	BT	EG	YC	2Min	RC	BC
5	SAGOSEN Sander	6/10	60	3/5		1/1	1/3		1/1			1		
8	MYRHOL Bjarte													
10	FREDRIKSEN Magnus	0/1	0			0/1								
11	OEVEBY Petter													
12	SAEVERAAS Kristian													
17	JOENDAL Magnus	9/12	75		5/7		3/3	1/2						
19	BJOERNSEN Kristian	4/6	67	1/1	1/2			1/2		1/1				
21	GULLERUD Magnus	2/3	67	2/3								1		
24	O'SULLIVAN Christian	2/4	50	2/2					0/1	0/1	1			
26	PETERSEN Simen													
27	REINKIND Harald	2/5	40	1/2					1/3					
30	BERGERUD Torbjorn													
44	GULLIKSEN Kevin													
77	ABELVIK ROED Magnus	2/5	40	2/5										
Bench/Team											1			
Totals		27/46	59	11/18	6/9	1/2	4/6	2/4	2/5	1/2	2	2		

Goalkeepers		Saves							
No.	Name	S/S	%	6m	Wing	9m	7m	FB	BT
12	SAEVERAAS Kristian								
30	BERGERUD Torbjorn	17/45	38	13/24	0/6	3/3	0/2	1/8	0/2
Totals		17/45	38	13/24	0/6	3/3	0/2	1/8	0/2

RUNNING SCORE	
ESP - NOR	
1st Half	
	0 (2') 1 SAGOSEN S
	0 (4') 2 JOENDAL M
	0 (5') 3 JOENDAL M
FIGUERAS TREJO A	1 (6') 3
	1 (7') 4 REINKIND H
	1 (8') 5 O'SULLIVAN C
FIGUERAS TREJO A	2 (9') 5
	2 (10') 6 REINKIND H
GOMEZ ABELLO A	3 (10') 6
GARCIA ROBLEDO A	4 (12') 6
GOMEZ ABELLO A	5 (14') 6
	5 (15') 7 BJOERNSEN K
GARCIA ROBLEDO A	6 (15') 7
	6 (16') 8 SAGOSEN S
GARCIA ROBLEDO A	7 (17') 8
	7 (20') 9 JOENDAL M
FIGUERAS TREJO A	8 (20') 9
	8 (21') 10 SAGOSEN S
	8 (22') 11 GULLERUD M
FIGUERAS TREJO A	9 (23') 11
MAQUEDA PENO J	10 (24') 11
GARCIA ROBLEDO A	11 (25') 11
	11 (27') 12 JOENDAL M
	11 (28') 13 ABELVIK ROED M
MAQUEDA PENO J	12 (29') 13
	12 (30') 14 O'SULLIVAN C
FERNANDEZ PEREZ A	13 (30') 14

2nd Half	
	13 (31') 15 JOENDAL M
GARCIA ROBLEDO A	14 (34') 15
	14 (34') 16 ABELVIK ROED M
FIGUERAS TREJO A	15 (35') 16
	15 (36') 17 SAGOSEN S
SOLE SALA F	16 (36') 17
GOMEZ ABELLO A	17 (37') 17
SOLE SALA F	18 (38') 17
ENTRERRIOS RODRIG	19 (39') 17
	19 (40') 18 GULLERUD M
FIGUERAS TREJO A	20 (41') 18
	20 (43') 19 BJOERNSEN K
FIGUERAS TREJO A	21 (44') 19
	21 (45') 20 JOENDAL M
	21 (47') 21 BJOERNSEN K
FIGUERAS TREJO A	22 (48') 21
	22 (48') 22 SAGOSEN S
FERNANDEZ PEREZ A	23 (50') 22
FERNANDEZ PEREZ A	24 (51') 22
FERNANDEZ PEREZ A	25 (51') 22
	25 (52') 23 SAGOSEN S
FIGUERAS TREJO A	26 (54') 23
	26 (54') 24 JOENDAL M
	26 (56') 25 JOENDAL M
FIGUERAS TREJO A	27 (57') 25
	27 (58') 26 BJOERNSEN K
	27 (60') 27 JOENDAL M
GOMEZ ABELLO A	28 (60') 27

Legend:							
%	Efficiency	2Min	2-Minute Suspensions	6m	6-metre Shots	7m	7-metre Shots
9m	9-metre Shots	BC	Blue Cards	BT	Breakthroughs	D	Direct Red Card
EG	Empty Goal	FB	Fast Breaks	G/S	Goals/Shots	No.	Uniform Number
RC	Red Cards	S/S	Saves/Shots	Wing	Wing Shots	X	Red Card After 3rd 2-Minute Suspension
YC	Yellow Cards						



Match Team Statistics

チームの試合統計 / Statistiques du match par équipe

Match 10

ESP 28 - 27 NOR
(13 - 14) (15 - 13)

Referees: NIKOLOV S / NACHEVSKI G (MKD)

ESP - Spain

Players		Shots									Offence		Defence		Punishments			TP		
No.	Name	G/S	%	6m	Wing	9m	7m	FB	BT	EG	AS	TO	ST	BS	YC	2Min	RC		BC	
1	PEREZ de VARGAS MORENO Gonzalo																			1:24
3	GURBINDO MARTINEZ Eduardo															1				7:35
5	MAQUEDA PENO Jorge	2/7	29	0/1		0/3		1/2	1/1		1	1	1							37:24
6	FERNANDEZ PEREZ Angel	4/5	80		1/1			3/4			1		1	1		1				46:58
9	ENTRERRIOS RODRIGUEZ Raul	1/5	20	0/4					1/1		1									28:00
10	DUJSHEBAEV DOVICHEBAEVA Alex	0/5	0	0/5							7	4				1				25:25
11	SARMIENTO MELIAN Daniel	0/1	0	0/1							2	3	1			1				18:46
12	CORRALES RODAL Rodrigo										1									53:43
14	SOLE SALA Ferran	2/2	100		2/2															27:58
17	FIGUERAS TREJO Adrian	10/11	91	8/9				2/2			1									40:34
24	MORROS de ARGILA Viran														1					26:09
27	GARCIA ROBLEDO Antonio	5/9	56	3/6	2/2	0/1					1	3					1			46:14
28	GOMEZ ABELLO Aleix	4/4	100		1/1		2/2	1/1				1								31:40
30	GUARDIOLA VILLAPLANA Gedeon	0/1	0	0/1							1	1								28:10
Bench/Team																				
Totals		28/50	56	11/27	6/6	0/4	2/2	7/9	2/2		16	13	3	1	1	5				

Goalkeepers		Total Shots		6m Shots		Wing Shots		9m Shots		7m Shots		Fast Breaks		Breakthroughs	
No.	Name	S/S	%	S/S	%	S/S	%	S/S	%	S/S	%	S/S	%	S/S	%
1	PEREZ de VARGAS MORENO Gonzalo	1/4	25							1/4	25				
12	CORRALES RODAL Rodrigo	16/39	41	6/17	35	3/9	33	1/2	50	1/2	50	2/4	50	3/5	60
EG		1													
Totals		17/44	39	6/17	35	3/9	33	1/2	50	2/6	33	2/4	50	3/5	60

Team Shots	Goals	Saves	Missed	Post	Blocked	Total	%
6m Shots	11	13	1		2	27	41
Wing Shots	6					6	100
9m Shots		3	1			4	0
7m Shots	2				N/A	2	100
Fast Breaks	7	1	1			9	78
Breakthroughs	2					2	100
Empty Goal		N/A					
Totals	28	17	3		2	50	56

Number of Attacks: 57, Scoring Efficiency: 49%



Match Team Statistics

チームの試合統計 / Statistiques du match par équipe

Match 10

ESP 28 - 27 NOR
(13 - 14) (15 - 13)

Referees: NIKOLOV S / NACHEVSKI G (MKD)

ESP - Spain

Shots Distribution

Players

Goals / Shots

1 PEREZ de VARGAS M.	3 GURBINDO MARTINEZ	5 MAQUEDA PENO J	6 FERNANDEZ PEREZ A	9 ENTRERRIOS RODRIG.	10 DUJSHEBAEV DOVICH.	11 SARMIENTO MELIAN D
		0/2	1/1	0/1	0/1	
		1/1	2/3	1/1	0/2	0/1
		2-Missed	1-Blocked	1-Missed		

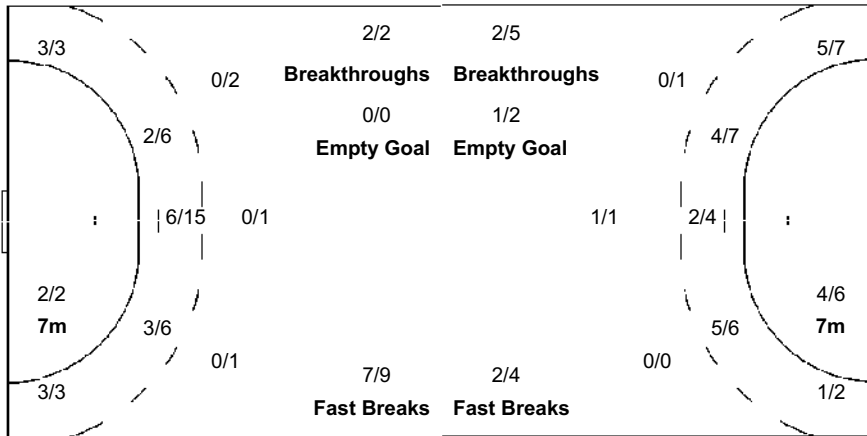
12 CORRALES RODAL R	14 SOLE SALA F	17 FIGUERAS TREJO A	24 MORROS de ARGILA V	27 GARCIA ROBLEDO A	28 GOMEZ ABELLO A	30 GUARDIOLA VILLAPL.
	1/1	2/3		1/1	1/1	
		1/1	4/4		1/2	0/1
	1/1	2/2	1/1	2/3	0/1	
				1-Blocked	1/1	2/2

Team

Goals / Shots

1/2	4/6	2/3
1/5	0/2	6/7
8/10	2/4	4/6
3-Missed	2-Blocked	

Offence



Defence

Goalkeepers

Saves / Shots

2/5	1/2	3/8
3/6	0/1	1/2
2/6	1/6	4/8

1 PEREZ de VARGAS M.

1/2		
	0/2	

12 CORRALES RODAL R

1/3	1/2	3/8
3/6		1/2
2/6	1/4	4/8



Match Team Statistics

チームの試合統計 / Statistiques du match par équipe

Match 10

ESP 28 - 27 NOR
(13 - 14) (15 - 13)

Referees: NIKOLOV S / NACHEVSKI G (MKD)

NOR - Norway

Players		Shots									Offence		Defence		Punishments			TP		
No.	Name	G/S	%	6m	Wing	9m	7m	FB	BT	EG	AS	TO	ST	BS	YC	2Min	RC		BC	
5	SAGOSEN Sander	6/10	60	3/5		1/1	1/3		1/1		3	2					1			46:43
8	MYRHOL Bjarte																			
10	FREDRIKSEN Magnus	0/1	0			0/1						1								7:21
11	OEVERBY Petter											2								24:55
12	SAEVERAAS Kristian																			
17	JOENDAL Magnus	9/12	75		5/7		3/3	1/2					1							58:37
19	BJOERNSEN Kristian	4/6	67	1/1	1/2			1/2		1/1										59:31
21	GULLERUD Magnus	2/3	67	2/3							1	1					1			54:44
24	O'SULLIVAN Christian	2/4	50	2/2					0/1	0/1	9	4		2	1					49:26
26	PETTERSEN Simen																			
27	REINKIND Harald	2/5	40	1/2					1/3		3	2								40:58
30	BERGERUD Torbjoern																			58:43
44	GULLIKSEN Kevin																			
77	ABELVIK ROED Magnus	2/5	40	2/5								1								19:02
Bench/Team																1				
Totals		27/46	59	11/18	6/9	1/2	4/6	2/4	2/5	1/2	16	13	1	2	2	2				

Goalkeepers		Total Shots		6m Shots		Wing Shots		9m Shots		7m Shots		Fast Breaks		Breakthroughs	
No.	Name	S/S	%	S/S	%	S/S	%	S/S	%	S/S	%	S/S	%	S/S	%
12	SAEVERAAS Kristian														
30	BERGERUD Torbjoern	17/45	38	13/24	54	0/6	0	3/3	100	0/2	0	1/8	13	0/2	0
Totals		17/45	38	13/24	54	0/6	0	3/3	100	0/2	0	1/8	13	0/2	0

Team Shots	Goals	Saves	Missed	Post	Blocked	Total	%
6m Shots	11	6		1		18	61
Wing Shots	6	3				9	67
9m Shots	1	1				2	50
7m Shots	4	2			N/A	6	67
Fast Breaks	2	2				4	50
Breakthroughs	2	3				5	40
Empty Goal	1	N/A			1	2	50
Totals	27	17		1	1	46	59

Number of Attacks: 57, Scoring Efficiency: 47%



Match Team Statistics

チームの試合統計 / Statistiques du match par équipe

Match 10

ESP 28 - 27 NOR
(13 - 14) (15 - 13)

Referees: NIKOLOV S / NACHEVSKI G (MKD)

NOR - Norway

Shots Distribution

Players

Goals / Shots

5 SAGOSEN S	8 MYRHOL B	10 FREDRIKSEN M	11 OEVERBY P	12 SAEVERAAS K	17 JOENDAL M	19 BJOERNSEN K
1/2					1/1	0/1
					2/2	1/1
2/2	1/1	1/3			1/2	3/3
					2/3	1/2
		0/1				1/1

21 GULLERUD M	24 O'SULLIVAN C	26 PETTERSEN S	27 REINKIND H	30 BERGERUD T	44 GULLIKSEN K	77 ABELVIK ROED M
						0/1
	1/1	1/2				1/2
0/1			1/1			1/1
			0/1			
			1/2			

1-Blocked (under O'SULLIVAN C) 1-Post (under ABELVIK ROED M)

Team Goals / Shots

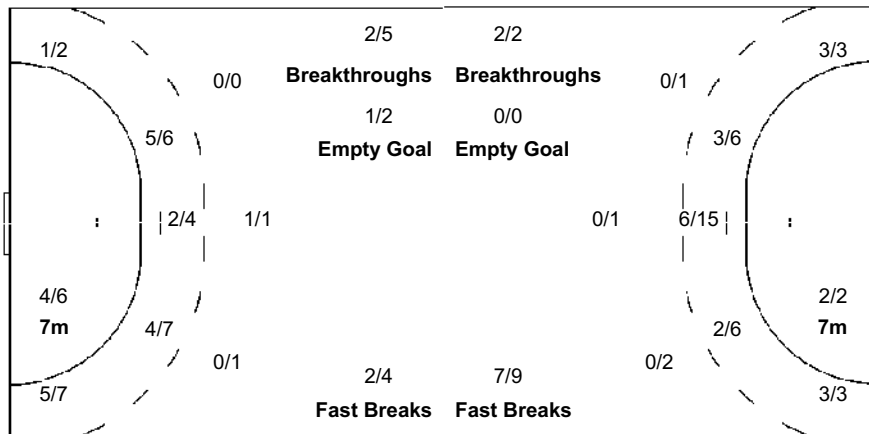
3/5	1/2	5/8
3/6	1/1	1/2
4/6	5/6	4/8

1-Post 1-Blocked

Offence

Defence

Goalkeepers Saves / Shots



1/2	2/6	1/3
4/5	2/2	1/7
2/10	2/4	2/6

12 SAEVERAAS K

30 BERGERUD T		
1/2	2/6	1/3
4/5	2/2	1/7
2/10	2/4	2/6

Legend:		
%	Efficiency	
AS	Assists	
EG	Empty Goal	
RC	Red Cards	
Wing	Wing Shots	
2Min	2-Minute Suspensions	
BC	Blue Cards	
FB	Fast Breaks	
S/S	Saves/Shots	
X	Red Card After 3rd 2-Minute Suspension	
6m	6 metre Shots	
BS	Blocked Shots	
G/S	Goals/Shots	
ST	Steals	
YC	Yellow Cards	
7m	7-metre Shots	
BT	Breakthroughs	
N/A	Not Applicable	
TO	Turnover	
9m	9-metre Shots	
D	Direct Red Card	
No.	Uniform Number	
TP	Time Played	



Empty Goal Analysis

無人ゴール 分析 / Analyses des attaques avec but vide

Match 10

ESP 28 - 27 NOR

(13 - 14) (15 - 13)

Referees: NIKOLOV S / NACHEVSKI G (MKD)

ATTACKS DURING OWN EMPTY GOAL SITUATION

Players on Court	Attacks		Goals		Saves		Missed		Blocked		Post		Turnovers		Scoring Efficiency -		Goals Against	
	ESP	NOR	ESP	NOR	ESP	NOR	ESP	NOR	ESP	NOR	ESP	NOR	ESP	NOR	ESP %	NOR %	ESP	NOR
7 Against 6	2	1	1	0	1								1		50	0		
6 Against 6	7	2	2	1	3	1							2		29	50	1	
Others																		
Total:	9	3	3	1	4	1							2	1	33	33	1	

GOALS/ATTACKS DURING OWN EMPTY GOAL SITUATION - ANALYSIS OF OCCURRENCE (in 5 min intervals)

Players on Court	1st Half											
	0-5		5-10		10-15		15-20		20-25		25-30	
	ESP	NOR	ESP	NOR	ESP	NOR	ESP	NOR	ESP	NOR	ESP	NOR
7 Against 6												
6 Against 6												
Others												
Total:												

Players on Court	2nd Half											
	30-35		35-40		40-45		45-50		50-55		55-60	
	ESP	NOR	ESP	NOR	ESP	NOR	ESP	NOR	ESP	NOR	ESP	NOR
7 Against 6							0/1	0/1	1/1			
6 Against 6	0/2	0/1	1/1		0/1			1/1	0/1		1/2	
Others												
Total:	0/2	0/1	1/1		0/1		0/1	1/2	1/2		1/2	

GOALS/ATTACKS DURING OWN EMPTY GOAL SITUATION - ANALYSIS BY DURATION

Team	<15 sec.	15-30 sec.	30-45 sec.	45-60 sec.	>60 sec.
ESP	1/1	1/3	1/4	0/1	
NOR		1/3			

SUBSTITUTION SUMMARY

Players	ESP	NOR
Goalkeeper <-> Goalkeeper	7	0
Court Player <-> Goalkeeper	22	8
Court Player <-> Court Player	120	41
Total:	149	49



Match Report

試合レポート / Compte rendu du match

Team A										Team B																																									
A										B																																									
BRN - Bahrain										POR - Portugal																																									
played in										in the hall										on										at										Spectators										Match Number	
Tokyo										Yoyogi National Stadium										MON 26 JUL 2021										19:30																				11	
Half-time (30')		A		B		End of playing time		A		B		1st overtime		A		B		2nd overtime		A		B		After penalty throws		A		B																							
5/9		15		14				25		26																																									
Number of 7m		A		Team time-out						Full name of players and officials						Team time-out		B						Number of 7m																											
5/9		1		25:38		2		52:11		3		59:19				1		15:36		2		39:22		3		59:48		5/5																							
No.	Team A						G	YC	2'	RC	BC	No.	Team B						G	YC	2'	RC	BC																												
1	MAHFOODH Husain											4	PORTELA Pedro						6																																
3	EID Ali											8	ITURRIZA Victor																																						
8	ALI Hasan											9	FERRAZ Joao						2		2																														
9	ALSAMAHIJI Hasan						2		1			10	MARTINS Miguel						3																																
15	ABDULREDHA Mohamed								1			14	SILVA Rui						5		1																														
18	FADHUL Ahmed						3					15	SALINA Daymaro								1																														
19	ALI Mohamed						2					16	GOMES Humberto																																						
21	ALI Mohamed											22	BORGES Alexis						1		1																														
50	ALMAQABI Ahmed						1		1			23	BRANQUINHO Diogo						2																																
77	ALI Ali Merza						1					25	AREIA Antonio						4																																
89	HABIB Mahdi								1			27	GOMES Andre																																						
93	AHMED Mohamed						8					41	CAPDEVILLE Gustavo																																						
95	MOHAMED Mohamed						2					82	FRADE Luis						2	1																															
99	ALSAYYAD Husain						6	1				88	MAGALHAES Fabio						1																																

Off.A	ALNAJEM Ahmed					Off.A	FIDALGO Paulo Jorge				
Off.B	KRIST JANSSON Aron					Off.B	PEREIRA Paulo Jorge				
Off.C	ABDULLA Esam					Off.C	FERREIRA Telmo				
Off.D	ALMESHAIMA Maittham					Off.D	CATARINO Paulo				
Off.E	EATMADI Ismaeel					Off.E	FONSECA Miguel				

A	Signatures of responsables for the teams (Off.A)										B
Remarks of referees / IHF Official											

Referees	SCHULZE Robert (GER)	Signatures	TONNIES Tobias (GER)	Signatures
Technical Officials	TK: NACHEVSKI Dragan (MKD)		SK: REISINGER Gerhard (AUT)	
IHF Official	JENSEN Bjarne Munk (DEN)			

Note: Number of 7m scored/awarded to resp. B, goals (G), yellow cards (YC), red cards (RC), red card after 3rd 2' suspension (X), direct red card (D) and blue cards (BC).



Results

結果 / Résultats

Match 11

BRN 25 - 26 POR (15 - 14) (10 - 12)

Referees: SCHULZE R / TONNIES T (GER)

BRN - Bahrain

Players		Shots									Punishments			
No.	Name	G/S	%	6m	Wing	9m	7m	FB	BT	EG	YC	2Min	RC	BC
1	MAHFOODH Husain													
3	EID Ali	0/2	0	0/1		0/1								
8	ALI Hasan	0/1	0	0/1										
9	ALSAMAHJI Hasan	2/3	67		1/2					1/1		1		
15	ABDULREDHA Mohamed											1		
18	FADHUL Ahmed	3/3	100		2/2			1/1						
19	ALI Mohamed	2/2	100	2/2										
21	ALI Mohamed													
50	ALMAQABI Ahmed	1/2	50	0/1		1/1						1		
77	ALI Ali Merza	1/4	25	0/1		0/1			1/2					
89	HABIB Mahdi	0/1	0		0/1							1		
93	AHMED Mohamed	8/13	62	1/1		0/1	4/7		3/4					
95	MOHAMED Mohamed	2/4	50			0/1			2/3					
99	ALSAYYAD Husain	6/12	50	3/5		2/5	1/2				1			
Bench/Team														
Totals		25/47	53	6/12	3/5	3/10	5/9	1/1	6/9	1/1	1	4		

Goalkeepers		Saves							
No.	Name	S/S	%	6m	Wing	9m	7m	FB	BT
1	MAHFOODH Husain	0/2	0				0/2		
21	ALI Mohamed	10/34	29	1/5	3/9	1/8	0/3	1/2	4/7
Totals		10/36	28	1/5	3/9	1/8	0/5	1/2	4/7

POR - Portugal

Players		Shots									Punishments			
No.	Name	G/S	%	6m	Wing	9m	7m	FB	BT	EG	YC	2Min	RC	BC
4	PORTELA Pedro	6/8	75		3/5		2/2	1/1						
8	ITURRIZA Victor	0/1	0	0/1										
9	FERRAZ Joao	2/2	100			1/1			1/1			2		
10	MARTINS Miguel	3/5	60			3/4			0/1					
14	SILVA Rui	5/9	56	1/1		3/4			1/4			1		
15	SALINA Daymaro	0/1	0	0/1									1	
16	GOMES Humberto													
22	BORGES Alexis	1/2	50	1/2								1		
23	BRANQUINHO Diogo	2/4	50		2/4									
25	AREIA Antonio	4/5	80		1/1		3/3	0/1						
27	GOMES Andre	0/4	0	0/2		0/1			0/1					
41	CAPDEVILLE Gustavo													
82	FRADE Luis	2/2	100	2/2							1			
88	MAGALHAES Fabio	1/1	100						1/1					
Bench/Team														
Totals		26/44	59	4/9	6/10	7/10	5/5	1/2	3/8		1	5		

Goalkeepers		Saves							
No.	Name	S/S	%	6m	Wing	9m	7m	FB	BT
16	GOMES Humberto	0/7	0	0/4		0/1	0/1		0/1
41	CAPDEVILLE Gustavo	13/30	43	5/7	2/5	2/4	2/6	0/1	2/7
EG									1
Totals		13/38	34	5/11	2/5	2/5	2/7	0/1	2/8

RUNNING SCORE BRN - POR

1st Half	
0 (2') 1	AREIA A
1 (4') 2	FERRAZ J
2 (4') 2	
2 (5') 3	BRANQUINHO D
3 (5') 3	AHMED M
3 (6') 4	AREIA A
3 (7') 5	FERRAZ J
4 (8') 5	
4 (9') 6	AREIA A
5 (10') 6	AHMED M
6 (11') 6	ALSAYYAD H
7 (13') 6	AHMED M
8 (16') 6	AHMED M
9 (17') 6	AHMED M
9 (18') 7	AREIA A
10 (20') 7	ALMAQABI A
10 (20') 8	MARTINS M
10 (22') 9	SILVA R
11 (22') 9	FADHUL A
12 (24') 9	ALSAYYAD H
12 (25') 10	MAGALHAES F
12 (26') 11	PORTELA P
13 (26') 11	FADHUL A
13 (27') 12	BRANQUINHO D
14 (28') 12	ALSAYYAD H
14 (30') 13	SILVA R
15 (30') 13	ALSAMAHJI H
15 (30') 14	PORTELA P

2nd Half	
15 (32') 15	MARTINS M
16 (33') 15	AHMED M
17 (34') 15	ALI M
18 (36') 15	FADHUL A
18 (37') 16	BORGES A
18 (41') 17	PORTELA P
19 (42') 17	ALSAMAHJI H
19 (42') 18	PORTELA P
20 (43') 18	ALI AM
20 (45') 19	FRADE L
21 (46') 19	AHMED M
21 (46') 20	SILVA R
22 (47') 20	ALI M
22 (47') 21	FRADE L
23 (50') 21	MOHAMED M
23 (50') 22	SILVA R
24 (51') 22	AHMED M
24 (52') 23	SILVA R
24 (54') 24	MARTINS M
25 (57') 24	MOHAMED M
25 (58') 25	PORTELA P
25 (60') 26	PORTELA P

Legend:							
%	Efficiency	2Min	2-Minute Suspensions	6m	6-metre Shots	7m	7-metre Shots
9m	9-metre Shots	BC	Blue Cards	BT	Breakthroughs	D	Direct Red Card
EG	Empty Goal	FB	Fast Breaks	G/S	Goals/Shots	No.	Uniform Number
RC	Red Cards	S/S	Saves/Shots	Wing	Wing Shots	X	Red Card After 3rd 2-Minute Suspension
YC	Yellow Cards						



Match Team Statistics

チームの試合統計 / Statistiques du match par équipe

Match 11

BRN 25 - 26 POR

(15 - 14) (10 - 12)

Referees: SCHULZE R / TONNIES T (GER)

BRN - Bahrain

Players		Shots									Offence		Defence		Punishments			TP		
No.	Name	G/S	%	6m	Wing	9m	7m	FB	BT	EG	AS	TO	ST	BS	YC	2Min	RC		BC	
1	MAHFOODH Husain																			2:03
3	EID Ali	0/2	0	0/1		0/1							1							11:35
8	ALI Hasan	0/1	0	0/1							1									11:15
9	ALSAMAHJI Hasan	2/3	67		1/2					1/1		1					1			40:36
15	ABDULREDHA Mohamed																1			7:34
18	FADHUL Ahmed	3/3	100		2/2			1/1												50:33
19	ALI Mohamed	2/2	100	2/2																49:03
21	ALI Mohamed																			54:15
50	ALMAQABI Ahmed	1/2	50	0/1		1/1					1	1					1			25:42
77	ALI Ali Merza	1/4	25	0/1		0/1			1/2		3		1							51:41
89	HABIB Mahdi	0/1	0		0/1												1			22:45
93	AHMED Mohamed	8/13	62	1/1		0/1	4/7		3/4		3	1								41:43
95	MOHAMED Mohamed	2/4	50			0/1			2/3		1									14:13
99	ALSAYYAD Husain	6/12	50	3/5		2/5	1/2					6					1			37:02
Bench/Team																				
Totals		25/47	53	6/12	3/5	3/10	5/9	1/1	6/9	1/1	9	9	2		1	4				

Goalkeepers		Total Shots		6m Shots		Wing Shots		9m Shots		7m Shots		Fast Breaks		Breakthroughs	
No.	Name	S/S	%	S/S	%	S/S	%	S/S	%	S/S	%	S/S	%	S/S	%
1	MAHFOODH Husain	0/2	0							0/2	0				
21	ALI Mohamed	10/34	29	1/5	20	3/9	33	1/8	13	0/3	0	1/2	50	4/7	57
Totals		10/36	28	1/5	20	3/9	33	1/8	13	0/5	0	1/2	50	4/7	57

Team Shots	Goals	Saves	Missed	Post	Blocked	Total	%
6m Shots	6	5			1	12	50
Wing Shots	3	2				5	60
9m Shots	3	2	1		4	10	30
7m Shots	5	2		2	N/A	9	56
Fast Breaks	1					1	100
Breakthroughs	6	2		1		9	67
Empty Goal	1	N/A				1	100
Totals	25	13	1	3	5	47	53

Number of Attacks: 49, Scoring Efficiency: 51%



Match Team Statistics

チームの試合統計 / Statistiques du match par équipe

Match 11

BRN 25 - 26 POR
(15 - 14) (10 - 12)

Referees: SCHULZE R / TONNIES T (GER)

BRN - Bahrain

Shots Distribution

Players

Goals / Shots

1 MAHFOODH H	3 EID A	8 ALI H	9 ALSAMAHJI H	15 ABDULREDHA M	18 FADHUL A	19 ALI M
			1/1			1/1
		0/1	0/1			
	0/1		1/1		2/2	1/1
1-Blocked						
21 ALI M	50 ALMAQABI A	77 ALI AM	89 HABIB M	93 AHMED M	95 MOHAMED M	99 ALSAYYAD H
				1/1		1/1
	1/1	0/1	0/1	2/2	0/2	0/1
		1/2	0/1	1/1	1/1	1/1
				1/1	1/1	4/5
3-Post 1-Blocked 1-Missed 3-Blocked						

Team

Goals / Shots

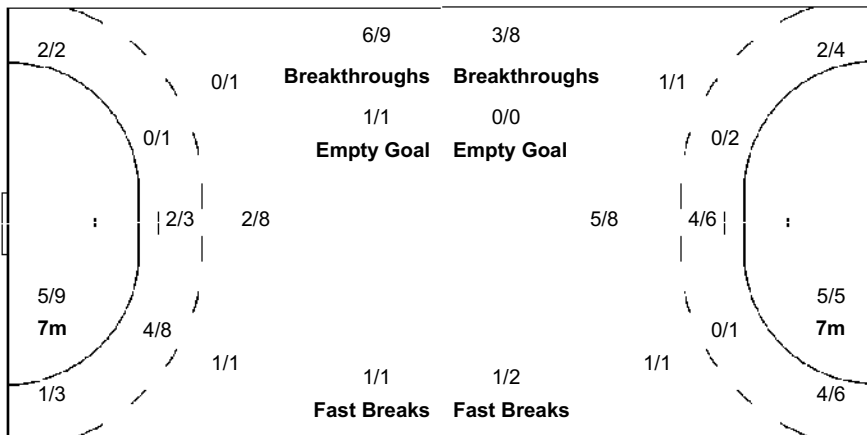
1/1	3/3	2/2
4/5	0/3	1/5
10/14	2/2	2/3
1-Missed 3-Post 5-Blocked		

Offence

Defence

Goalkeepers

Saves / Shots



1/5	2/3	2/7
3/6		1/3
0/6	0/3	1/3

1 MAHFOODH H		
0/1		0/1

21 ALI M		
1/4	2/3	2/6
3/6		1/3
0/6	0/3	1/3



Match Team Statistics

チームの試合統計 / Statistiques du match par équipe

Match 11

BRN 25 - 26 POR

(15 - 14) (10 - 12)

Referees: SCHULZE R / TONNIES T (GER)

POR - Portugal

Players		Shots									Offence		Defence		Punishments			TP		
No.	Name	G/S	%	6m	Wing	9m	7m	FB	BT	EG	AS	TO	ST	BS	YC	2Min	RC		BC	
4	PORTELA Pedro	6/8	75		3/5		2/2	1/1				1								30:55
8	ITURRIZA Victor	0/1	0	0/1								1		1						8:40
9	FERRAZ Joao	2/2	100			1/1			1/1					1			2			24:55
10	MARTINS Miguel	3/5	60			3/4			0/1		5	2	1							42:09
14	SILVA Rui	5/9	56	1/1		3/4			1/4			2						1		38:00
15	SALINA Daymaro	0/1	0	0/1							2	1						1		27:00
16	GOMES Humberto																			13:53
22	BORGES Alexis	1/2	50	1/2								1		2				1		44:50
23	BRANQUINHO Diogo	2/4	50		2/4															41:18
25	AREIA Antonio	4/5	80		1/1		3/3	0/1												21:10
27	GOMES Andre	0/4	0	0/2		0/1			0/1		2									16:16
41	CAPDEVILLE Gustavo																			40:00
82	FRADE Luis	2/2	100	2/2										2	1					26:33
88	MAGALHAES Fabio	1/1	100						1/1		5	1	1							44:21
Bench/Team																				
Totals		26/44	59	4/9	6/10	7/10	5/5	1/2	3/8		14	9	3	5	1	5				

Goalkeepers		Total Shots		6m Shots		Wing Shots		9m Shots		7m Shots		Fast Breaks		Breakthroughs	
No.	Name	S/S	%	S/S	%	S/S	%	S/S	%	S/S	%	S/S	%	S/S	%
16	GOMES Humberto	0/7	0	0/4	0			0/1	0	0/1	0			0/1	0
41	CAPDEVILLE Gustavo	13/30	43	5/7	71	2/5	40	2/4	50	2/6	33	0/1	0	2/7	29
EG		1													
Totals		13/38	34	5/11	45	2/5	40	2/5	40	2/7	29	0/1	0	2/8	25

Team Shots	Goals	Saves	Missed	Post	Blocked	Total	%
6m Shots	4	1	3	1		9	44
Wing Shots	6	3		1		10	60
9m Shots	7	1	1	1		10	70
7m Shots	5				N/A	5	100
Fast Breaks	1	1				2	50
Breakthroughs	3	4		1		8	38
Empty Goal		N/A					
Totals	26	10	4	4		44	59

Number of Attacks: 50, Scoring Efficiency: 52%



Match Team Statistics

チームの試合統計 / Statistiques du match par équipe

Match 11

BRN 25 - 26 POR
(15 - 14) (10 - 12)

Referees: SCHULZE R / TONNIES T (GER)

POR - Portugal

Shots Distribution

Players

Goals / Shots

4 PORTELA P	8 ITURRIZA V	9 FERRAZ J	10 MARTINS M	14 SILVA R	15 SALINA D	16 GOMES H
1/2			1/1	1/1		
			1/2	1/2	0/1	
2/2	1/1		1/1	1/1		
	1-Missed		1-Post	1-Post		


22 BORGES A	23 BRANQUINHO D	25 AREIA A	27 GOMES A	41 CAPDEVILLE G	82 FRADE L	88 MAGALHAES F
		2/2				
	1/1	0/1				
1/1		1/1	0/1			
1-Missed	1-Post		2-Missed 1-Post		2/2	1/1

Team Goals / Shots

4/5	1/3	5/7
3/6		2/3
6/6	3/3	2/3
4-Missed	4-Post	

Offence

Defence



Goalkeepers Saves / Shots

0/1	0/3	0/2
1/5	3/3	4/5
4/14	0/2	1/3

16 GOMES H

	0/1	0/2
		0/1
0/3		

41 CAPDEVILLE G

0/1	0/2	
1/5	3/3	4/4
4/11	0/1	1/3

Legend:		
%	Efficiency	
AS	Assists	
EG	Empty Goal	
RC	Red Cards	
Wing	Wing Shots	
2Min	2-Minute Suspensions	
BC	Blue Cards	
FB	Fast Breaks	
S/S	Saves/Shots	
X	Red Card After 3rd 2-Minute Suspension	
6m	6 metre Shots	
BS	Blocked Shots	
G/S	Goals/Shots	
ST	Steals	
YC	Yellow Cards	
7m	7-metre Shots	
BT	Breakthroughs	
N/A	Not Applicable	
TO	Turnover	
9m	9-metre Shots	
D	Direct Red Card	
No.	Uniform Number	
TP	Time Played	



Empty Goal Analysis

無人ゴール 分析 / Analyses des attaques avec but vide

Match 11

BRN 25 - 26 POR
(15 - 14) (10 - 12)

Referees: SCHULZE R / TONNIES T (GER)

ATTACKS DURING OWN EMPTY GOAL SITUATION

Players on Court	Attacks		Goals		Saves		Missed		Blocked		Post		Turnovers		Scoring Efficiency -		Goals Against		
	BRN	POR	BRN	POR	BRN	POR	BRN	POR	BRN	POR	BRN	POR	BRN	POR	BRN	%POR	BRN	POR	
7 Against 6		9		5		2						1		1		56			1
6 Against 6	5	5	3	2	1	1			1			1	1	1	60	40			
Others	2	1	2	1											100	100			
Total:	7	15	5	8	1	3			1			2	1	2	71	53			1

GOALS/ATTACKS DURING OWN EMPTY GOAL SITUATION - ANALYSIS OF OCCURRENCE (in 5 min intervals)

Players on Court	1st Half											
	0-5		5-10		10-15		15-20		20-25		25-30	
	BRN	POR	BRN	POR	BRN	POR	BRN	POR	BRN	POR	BRN	POR
7 Against 6						0/1						4/6
6 Against 6			1/2			0/1	1/2	0/1	1/1			
Others												
Total:			1/2			0/2	1/2	0/1	1/1			4/6

Players on Court	2nd Half											
	30-35		35-40		40-45		45-50		50-55		55-60	
	BRN	POR	BRN	POR	BRN	POR	BRN	POR	BRN	POR	BRN	POR
7 Against 6						1/2						
6 Against 6								2/2				
Others					2/2	1/1						
Total:					2/2	2/3		2/2				

GOALS/ATTACKS DURING OWN EMPTY GOAL SITUATION - ANALYSIS BY DURATION

Team	<15 sec.	15-30 sec.	30-45 sec.	45-60 sec.	>60 sec.
BRN	0/1	3/4	2/2		
POR	4/7	4/7	0/1		

SUBSTITUTION SUMMARY

Players	BRN	POR
Goalkeeper <-> Goalkeeper	2	2
Court Player <-> Goalkeeper	18	31
Court Player <-> Court Player	57	103
Total:	77	136



Match Report

試合レポート / Compte rendu du match

Team A										Team B												
A										B												
JPN - Japan										SWE - Sweden												
played in					in the hall					on					at					Match Number		
Tokyo					Yoyogi National Stadium					MON 26 JUL 2021					21:30					12		
Half-time (30')		A	B	End of playing time		A	B	1st overtime		A	B	2nd overtime		A	B	After penalty throws		A	B			
		14	17			26	28															
Number of 7m		Team time-out			Full name of players and officials										Team time-out			B	Number of 7m			
2/3		1	2	3											1	2	3	2/3				
		24:42	37:45	59:56											29:39	48:17						
No.	Team A					G	YC	2'	RC	BC	No.	Team B					G	YC	2'	RC	BC	
10	SUGIOKA Naoki										2	CARLSBOGARD Jonathan					3				1	
12	IWASHITA Yuta										5	DARJ Max					1					
13	KASAHARA Kenya					3		1			10	EKBERG Niclas					3					
15	BAIG Adamyuki					2					11	PETTERSSON Daniel					1					
18	NARITA Kohei						1	1			12	PALICKA Andreas										
19	TOKUDA Shinnosuke					3					15	WANNE Hampus					8					
20	WATANABE Jin					3					16	AGGEFORS Mikael										
21	DOI Remi Anri					2					18	PETTERSSON Fredric					1					
22	SAKAI Motoki										19	CLAAR Felix					3					
25	MOTOKI Hiroki					6		2			22	PELLAS Lucas					1	1				
31	YOSHINO Tatsuki					2					23	LAGERGREN Albin					2					
38	MIZUMACHI Kotaro					2					24	GOTTFRIDSSON Jim					4					
41	TOKUDA Rennosuke										27	SUNNEFELDT Oskar										
43	YOSHIDA Shuichi					3					33	SANDELL Lukas					1					

Off.A	TODOROKI Manabu					Off.A	BOQUIST Martin				
Off.B	SIGURDSSON Dagur					Off.B	SOLBERG Glenn				
Off.C	PARECKI Antoni Jerzy					Off.C	SVENSSON Tomas				
Off.D	OKIMOTO Nobukazu					Off.D	JERRHAG Daniel				
Off.E	IIDA Junichiro					Off.F	ROSDAL Heine				

A	Signatures of responsables for the teams (Off.A)										B
Remarks of referees / IHF Official											

Referees	Signatures			Signatures		
	LAH Bojan (SLO)			SOK David (SLO)		
Technical Officials	Signatures			Signatures		
	TK: POSAVEC Josip (CRO)			SK: SEDREZ Salvio (BRA)		
IHF Official	Signatures			Signatures		
	NACHEVSKI Dragan (MKD)					

Note: Number of 7m scored/awarded to resp. B, goals (G), yellow cards (YC), red cards (RC), red card after 3rd 2' suspension (X), direct red card (D) and blue cards (BC).



Results

結果 / Résultats

Match 12

JPN 26 - 28 SWE
 (14 - 17) (12 - 11)

Referees: LAH B / SOK D (SLO)

JPN - Japan

Players		Shots									Punishments			
No.	Name	G/S	%	6m	Wing	9m	7m	FB	BT	EG	YC	2Min	RC	BC
10	SUGIOKA Naoki													
12	IWASHITA Yuta													
13	KASAHARA Kenya	3/3	100	3/3								1		
15	BAIG Adamyuki	2/8	25			1/6			1/1	0/1				
18	NARITA Kohei										1	1		
19	TOKUDA Shinnosuke	3/5	60	1/1		1/3		1/1						
20	WATANABE Jin	3/8	38	0/2		1/4			2/2					
21	DOI Remi Anri	2/2	100		2/2									
22	SAKAI Motoki													
25	MOTOKI Hiroki	6/8	75		3/4	1/1	2/3					2		
31	YOSHINO Tatsuki	2/4	50			2/4								
38	MIZUMACHI Kotaro	2/3	67			0/1			2/2					
41	TOKUDA Rennosuke													
43	YOSHIDA Shuichi	3/5	60	3/5										
	Bench/Team													
	Totals	26/46	57	7/11	5/6	6/19	2/3	1/1	5/5	0/1	1	4		

Goalkeepers		Saves								
No.	Name	S/S	%	6m	Wing	9m	7m	FB	BT	EG
12	IWASHITA Yuta	5/16	31	2/5	2/5	0/1	0/2	0/1	1/2	
22	SAKAI Motoki	1/15	7	0/7	1/3	0/1		0/3	0/1	
	EG		3							
	Totals	6/34	18	2/12	3/8	0/2	0/2	0/4	1/3	

SWE - Sweden

Players		Shots									Punishments			
No.	Name	G/S	%	6m	Wing	9m	7m	FB	BT	EG	YC	2Min	RC	BC
2	CARLSBOGARD Jonathan	3/3	100	2/2					1/1			1		
5	DARJ Max	1/2	50	1/2										
10	EKBERG Niclas	3/4	75		2/3			1/1						
11	PETTERSSON Daniel	1/1	100							1/1				
12	PALICKA Andreas													
15	WANNE Hampus	8/12	67	0/1	2/5		2/2	3/3		1/1				
16	AGGEFORS Mikael													
18	PETTERSSON Fredric	1/1	100	1/1										
19	CLAAR Felix	3/4	75	2/2		1/2								
22	PELLAS Lucas	1/3	33		1/2		0/1				1			
23	LAGERGREN Albin	2/3	67	2/2					0/1					
24	GOTTFRIDSSON Jim	4/6	67	1/1		1/3			1/1	1/1				
27	SUNNEFELDT Oskar													
33	SANDELL Lukas	1/2	50	1/2										
	Bench/Team													
	Totals	28/41	68	10/13	5/10	2/5	2/3	4/4	2/3	3/3	1	1		

Goalkeepers		Saves								
No.	Name	S/S	%	6m	Wing	9m	7m	FB	BT	EG
12	PALICKA Andreas					7/13	1/3	0/1	0/5	
16	AGGEFORS Mikael	12/38	32	4/11	0/5	7/13	1/3	0/1	0/5	
	Totals	12/38	32	4/11	0/5	7/13	1/3	0/1	0/5	

RUNNING SCORE

JPN - SWE

1st Half

0 (1') 1	DARJ M
0 (2') 2	EKBERG N
1 (2') 2	
1 (3') 3	LAGERGREN A
2 (3') 3	
2 (4') 4	PELLAS L
2 (8') 5	EKBERG N
3 (9') 5	
3 (10') 6	GOTTFRIDSSON J
4 (11') 6	
4 (12') 7	CARLSBOGARD J
5 (12') 7	
5 (13') 8	LAGERGREN A
6 (14') 8	MOTOKI H
7 (15') 8	YOSHIDA S
8 (17') 8	TOKUDA S
8 (17') 9	SANDELL L
9 (17') 9	BAIG A
10 (18') 9	DOI RA
10 (20') 10	CLAAR F
11 (20') 10	TOKUDA S
11 (21') 11	CLAAR F
12 (21') 11	DOI RA
12 (22') 12	PETTERSSON F
12 (24') 13	WANNE H
13 (24') 13	TOKUDA S
13 (25') 14	EKBERG N
13 (26') 15	WANNE H
13 (26') 16	WANNE H
14 (27') 16	YOSHINO T
14 (29') 17	CLAAR F

2nd Half

14 (34') 18	PETTERSSON D
15 (36') 18	KASAHARA K
15 (36') 19	CARLSBOGARD J
15 (37') 20	GOTTFRIDSSON J
15 (38') 21	WANNE H
16 (39') 21	KASAHARA K
16 (40') 22	GOTTFRIDSSON J
17 (40') 22	WATANABE J
17 (42') 23	WANNE H
18 (42') 23	MOTOKI H
18 (43') 24	GOTTFRIDSSON J
19 (43') 24	KASAHARA K
19 (43') 25	CARLSBOGARD J
20 (44') 25	BAIG A
21 (47') 25	YOSHIDA S
22 (49') 25	MOTOKI H
22 (49') 26	WANNE H
23 (51') 26	MIZUMACHI K
23 (53') 27	WANNE H
24 (53') 27	MOTOKI H
25 (55') 27	MIZUMACHI K
26 (57') 27	MOTOKI H
26 (60') 28	WANNE H

Legend:

%	Efficiency	2Min	2-Minute Suspensions	6m	6-metre Shots	7m	7-metre Shots
9m	9-metre Shots	BC	Blue Cards	BT	Breakthroughs	D	Direct Red Card
EG	Empty Goal	FB	Fast Breaks	G/S	Goals/Shots	No.	Uniform Number
RC	Red Cards	S/S	Saves/Shots	Wing	Wing Shots	X	Red Card After 3rd 2-Minute Suspension
YC	Yellow Cards						



Match Team Statistics

チームの試合統計 / Statistiques du match par équipe

Match 12

JPN 26 - 28 SWE
(14 - 17) (12 - 11)

Referees: LAH B / SOK D (SLO)

JPN - Japan

Players		Shots									Offence		Defence		Punishments			TP	
No.	Name	G/S	%	6m	Wing	9m	7m	FB	BT	EG	AS	TO	ST	BS	YC	2Min	RC		BC
10	SUGIOKA Naoki																		1:32
12	IWASHITA Yuta																		23:04
13	KASAHARA Kenya	3/3	100	3/3										1		1			54:14
15	BAIG Adamyuki	2/8	25			1/6			1/1	0/1	1	1	1	1					39:40
18	NARITA Kohei											1			1	1			18:39
19	TOKUDA Shinnosuke	3/5	60	1/1		1/3		1/1			3								24:48
20	WATANABE Jin	3/8	38	0/2		1/4			2/2		3	3	2						46:49
21	DOI Remi Anri	2/2	100		2/2														51:51
22	SAKAI Motoki																		24:45
25	MOTOKI Hiroki	6/8	75		3/4	1/1	2/3					1				2			37:53
31	YOSHINO Tatsuki	2/4	50			2/4					2	1							29:01
38	MIZUMACHI Kotaro	2/3	67			0/1			2/2		2	1							30:29
41	TOKUDA Rennosuke																		
43	YOSHIDA Shuichi	3/5	60	3/5							1								37:15
	Bench/Team																		
	Totals	26/46	57	7/11	5/6	6/19	2/3	1/1	5/5	0/1	12	8	3	2	1	4			

Goalkeepers		Total Shots		6m Shots		Wing Shots		9m Shots		7m Shots		Fast Breaks		Breakthroughs	
No.	Name	S/S	%	S/S	%	S/S	%	S/S	%	S/S	%	S/S	%	S/S	%
12	IWASHITA Yuta	5/16	31	2/5	40	2/5	40	0/1	0	0/2	0	0/1	0	1/2	50
22	SAKAI Motoki	1/15	7	0/7	0	1/3	33	0/1	0			0/3	0	0/1	0
	EG	3													
	Totals	6/34	18	2/12	17	3/8	38	0/2	0	0/2	0	0/4	0	1/3	33

Team Shots	Goals	Saves	Missed	Post	Blocked	Total	%
6m Shots	7	4				11	64
Wing Shots	5			1		6	83
9m Shots	6	7	1	2	3	19	32
7m Shots	2	1			N/A	3	67
Fast Breaks	1					1	100
Breakthroughs	5					5	100
Empty Goal		N/A		1		1	0
Totals	26	12	1	4	3	46	57

Number of Attacks: 50, Scoring Efficiency: 52%



Match Team Statistics

チームの試合統計 / Statistiques du match par équipe

Match 12

JPN 26 - 28 SWE
(14 - 17) (12 - 11)

Referees: LAH B / SOK D (SLO)

JPN - Japan

Shots Distribution

Players

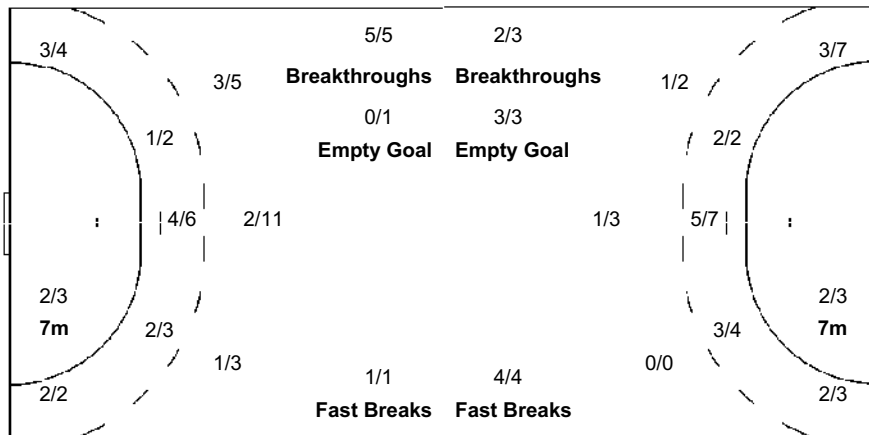
Goals / Shots

10 SUGIOKA N	12 IWASHITA Y	13 KASAHARA K	15 BAIG A	18 NARITA K	19 TOKUDA S	20 WATANABE J
		1/1	0/2 1/1			
						0/2 2/2
		2/2			2/2 1/3	1/1
			1-Missed 2-Post 1-Blocked			1-Post 2-Blocked
21 DOI RA	22 SAKAI M	25 MOTOKI H	31 YOSHINO T	38 MIZUMACHI K	41 TOKUDA R	43 YOSHIDA S
		1/1	0/1			0/1
		0/1		1/1 0/1		0/1
1/1 1/1		2/2 3/3	2/3	1/1		1/1 1/1 1/1
		1-Post				

Team Goals / Shots

1/1	0/4	2/2
1/1	0/5	3/3
4/4	5/5	10/13
1-Missed	4-Post	3-Blocked

Offence



Defence

Goalkeepers Saves / Shots

0/4	2/2	1/3
0/8	1/3	1/2
0/4	1/1	0/7

12 IWASHITA Y		
0/2	2/2	1/2
0/4		1/2
0/2	1/1	0/1

22 SAKAI M		
0/2		0/1
0/4	1/1	
0/2		0/5



Match Team Statistics

チームの試合統計 / Statistiques du match par équipe

Match 12

JPN 26 - 28 SWE
(14 - 17) (12 - 11)

Referees: LAH B / SOK D (SLO)

SWE - Sweden

Players		Shots									Offence		Defence		Punishments			TP	
No.	Name	G/S	%	6m	Wing	9m	7m	FB	BT	EG	AS	TO	ST	BS	YC	2Min	RC		BC
2	CARLSBOGARD Jonathan	3/3	100	2/2					1/1		6	2	1	2		1			46:34
5	DARJ Max	1/2	50	1/2								1	1	1					47:00
10	EKBERG Niclas	3/4	75		2/3			1/1			1								37:12
11	PETTERSSON Daniel	1/1	100							1/1									22:16
12	PALICKA Andreas																		
15	WANNE Hampus	8/12	67	0/1	2/5		2/2	3/3		1/1									38:45
16	AGGEFORS Mikael										1								58:46
18	PETTERSSON Fredric	1/1	100	1/1							1		1						21:01
19	CLAAR Felix	3/4	75	2/2		1/2						2							25:08
22	PELLAS Lucas	1/3	33		1/2		0/1								1				21:31
23	LAGERGREN Albin	2/3	67	2/2					0/1		4	1	1						43:32
24	GOTTFRIDSSON Jim	4/6	67	1/1		1/3			1/1	1/1	3	4							42:45
27	SUNNEFELDT Oskar																		
33	SANDELL Lukas	1/2	50	1/2							1	1							15:30
Bench/Team																			
Totals		28/41	68	10/13	5/10	2/5	2/3	4/4	2/3	3/3	17	11	4	3	1	1			

Goalkeepers		Total Shots		6m Shots		Wing Shots		9m Shots		7m Shots		Fast Breaks		Breakthroughs	
No.	Name	S/S	%	S/S	%	S/S	%	S/S	%	S/S	%	S/S	%	S/S	%
12	PALICKA Andreas														
16	AGGEFORS Mikael	12/38	32	4/11	36	0/5	0	7/13	54	1/3	33	0/1	0	0/5	0
Totals		12/38	32	4/11	36	0/5	0	7/13	54	1/3	33	0/1	0	0/5	0

Team Shots	Goals	Saves	Missed	Post	Blocked	Total	%
6m Shots	10	2		1		13	77
Wing Shots	5	3	1	1		10	50
9m Shots	2			1	2	5	40
7m Shots	2		1		N/A	3	67
Fast Breaks	4					4	100
Breakthroughs	2	1				3	67
Empty Goal	3	N/A				3	100
Totals	28	6	2	3	2	41	68

Number of Attacks: 50, Scoring Efficiency: 56%



Match Team Statistics

チームの試合統計 / Statistiques du match par équipe

Match 12

JPN 26 - 28 SWE
(14 - 17) (12 - 11)

Referees: LAH B / SOK D (SLO)

SWE - Sweden

Shots Distribution

Players
Goals / Shots

2 CARLSBOGARD J	5 DARJ M	10 EKBERG N	11 PETERSSON D	12 PALICKA A	15 WANNE H	16 AGGEFORS M
1/1		1/1			0/1	1/2
1/1	1/1		1/1		3/3	1/1
1/1					1/1	2/2
		1-Post			1-Missed	
18 PETERSSON F	19 CLAAAR F	22 PELLAS L	23 LAGERGREN A	24 GOTTFRIDSSON J	27 SUNNEFELDT O	33 SANDELL L
	1/1		0/1	1/1		
	1/1	0/1	2/2			
1/1		1/1		1/1		1/1
	1-Post	1-Missed		2-Blocked		1-Post

Team
Goals / Shots

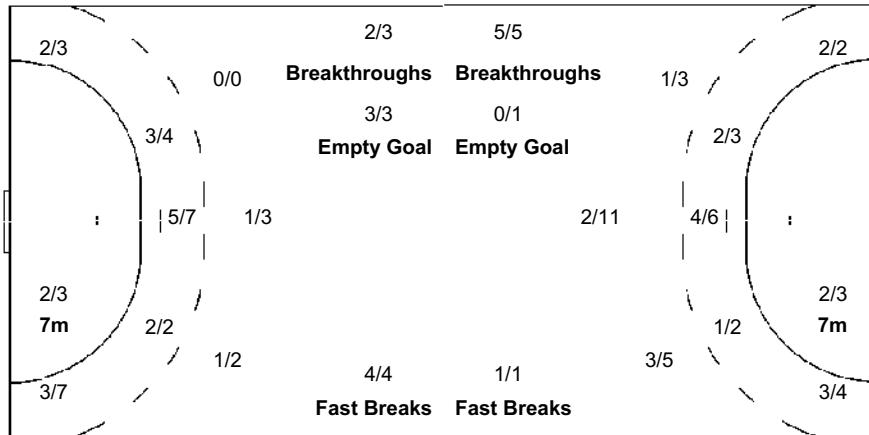
4/4	0/2	2/3
8/8	2/3	1/2
4/4	0/1	7/7
2-Missed	3-Post	2-Blocked

Offence

Defence

Goalkeepers
Saves / Shots

0/1	4/4	0/2
0/1	5/5	0/3
0/4	0/5	3/13



12 PALICKA A

16 AGGEFORS M

0/1	4/4	0/2
0/1	5/5	0/3
0/4	0/5	3/13

Legend:			
%	Efficiency	2Min	2-Minute Suspensions
AS	Assists	6m	6 metre Shots
EG	Empty Goal	7m	7-metre Shots
RC	Red Cards	BC	Blue Cards
Wing	Wing Shots	BS	Blocked Shots
		FB	Fast Breaks
		G/S	Goals/Shots
		S/S	Saves/Shots
		ST	Steals
		TO	Turnover
		9m	9-metre Shots
		D	Direct Red Card
		No.	Uniform Number
		TP	Time Played
		X	Red Card After 3rd 2-Minute Suspension
		YC	Yellow Cards



Empty Goal Analysis

無人ゴール 分析 / Analyses des attaques avec but vide

Match 12

JPN 26 - 28 SWE

(14 - 17) (12 - 11)

Referees: LAH B / SOK D (SLO)

ATTACKS DURING OWN EMPTY GOAL SITUATION

Players on Court	Attacks		Goals		Saves		Missed		Blocked		Post		Turnovers		Scoring Efficiency -		Goals Against	
	JPN	SWE	JPN	SWE	JPN	SWE	JPN	SWE	JPN	SWE	JPN	SWE	JPN	%SWE	JPN	SWE		
7 Against 6	16	1	10	0	3				2		1		3		63	0	2	
6 Against 6	4	2	1	0	1				1		1		1	2	25	0	1	
Others																		
Total:	20	3	11	0	4				3		1	1	4	2	55	0	3	

GOALS/ATTACKS DURING OWN EMPTY GOAL SITUATION - ANALYSIS OF OCCURRENCE (in 5 min intervals)

Players on Court	1st Half											
	0-5		5-10		10-15		15-20		20-25		25-30	
	JPN	SWE	JPN	SWE	JPN	SWE	JPN	SWE	JPN	SWE	JPN	SWE
7 Against 6								0/1				0/1
6 Against 6						0/1		0/1	1/1			0/1
Others												
Total:						0/1		0/2	1/1			0/2

Players on Court	2nd Half											
	30-35		35-40		40-45		45-50		50-55		55-60	
	JPN	SWE	JPN	SWE	JPN	SWE	JPN	SWE	JPN	SWE	JPN	SWE
7 Against 6	0/1		3/4		3/5		2/2		2/2		0/1	
6 Against 6	0/1											
Others												
Total:	0/2		3/4		3/5		2/2		2/2		0/1	

GOALS/ATTACKS DURING OWN EMPTY GOAL SITUATION - ANALYSIS BY DURATION

Team	<15 sec.	15-30 sec.	30-45 sec.	45-60 sec.	>60 sec.
JPN	1/2	5/10	2/3	2/3	1/2
SWE		0/1	0/2		

SUBSTITUTION SUMMARY

Players	JPN	SWE
Goalkeeper <-> Goalkeeper	1	0
Court Player <-> Goalkeeper	40	4
Court Player <-> Court Player	80	43
Total:	121	47



Match Report

試合レポート / Compte rendu du match

Team A										Team B													
A DEN - Denmark										B BRN - Bahrain													
played in										on										Match Number			
Tokyo										Yoyogi National Stadium										13			
at										Spectators													
WED 28 JUL 2021										09:00													
Half-time (30')	A	B	End of playing time			A	B	1st overtime		A	B	2nd overtime		A	B	After penalty throws		A	B				
	12	7				31	21																
Number of 7m	A	Team time-out			Full name of players and officials										Team time-out			B	Number of 7m				
	2/2	1	2	3											1	2	3	2/4					
	29:28	48:05		3																			
No.	Team A						G	YC	2'	RC	BC	No.	Team B						G	YC	2'	RC	BC
1	LANDIN Niklas											1	MAHFOODH Husain										
4	LANDIN Magnus						2					3	EID Ali						1				
7	JAKOBSEN Emil						1					8	ALI Hasan						2	1			
15	SAUGSTRUP Magnus						2		1			9	ALSAMAHIJI Hasan								1		
20	MOELLER Kevin											15	ABDULREDHA Mohamed						1		1		
21	MOELLGAARD Henrik											18	FADHUL Ahmed						3				
22	MENSAH Mads						3					19	ALI Mohamed						3		1		
23	TOFT HANSEN Henrik						3					21	ALI Mohamed										
24	HANSEN Mikkel						5					50	ALMAQABI Ahmed						3				
25	OLSEN Morten						3					77	ALI Ali Merza						2	1			
26	HANSEN Johan						6					89	HABIB Mahdi						3				
28	ANDERSSON Lasse											93	AHMED Mohamed						1				
32	HOLM Jacob						2					95	MOHAMED Mohamed						1				
33	GIDSEL Mathias						4					99	ALSAYYAD Husain						1				

Off.A	JOHANSEN Kai					Off.A	ALNAJEM Ahmed	1			
Off.B	JACOBSEN Nikolaj					Off.B	KRIST JANSSON Aron				
Off.C	KRONBORG Henrik					Off.C	ABDULLA Esam				
Off.D	GREVE Anja					Off.D	ALMESHAIMA Maitham				
Off.E	BRUUN Michael					Off.E	EATMADI Ismaeel				

A	Signatures of responsables for the teams (Off.A)										B
Remarks of referees / IHF Official											

Referees	Signatures		Signatures	
	HORACEK Vaclav (CZE)		NOVOTNY Jiri (CZE)	
Technical Officials	TK: VARTANYAN Stella (RUS)		SK: VOJIC Arijana (BIH)	
IHF Official	RATZ Felix (SUI)			

Note: Number of 7m scored/awarded to resp. B, goals (G), yellow cards (YC), red cards (RC), red card after 3rd 2' suspension (X), direct red card (D) and blue cards (BC).



Results

結果 / Résultats

Match 13

DEN 31 - 21 BRN
(12 - 7) (19 - 14)

Referees: HORACEK V / NOVOTNY J (CZE)

DEN - Denmark

Players		Shots									Punishments			
No.	Name	G/S	%	6m	Wing	9m	7m	FB	BT	EG	YC	2Min	RC	BC
1	LANDIN Niklas													
4	LANDIN Magnus	2/3	67	1/1	0/1			1/1						
7	JAKOBSEN Emil	1/2	50		1/2									
15	SAUGSTRUP Magnus	2/4	50	2/4								1		
20	MOELLER Kevin													
21	MOELLGAARD Henrik													
22	MENSAH Mads	3/3	100			2/2			1/1					
23	TOFT HANSEN Henrik	3/4	75	3/4										
24	HANSEN Mikkel	5/7	71	1/1		2/4	2/2							
25	OLSEN Morten	3/3	100			1/1			2/2					
26	HANSEN Johan	6/6	100		4/4					2/2				
28	ANDERSSON Lasse	0/1	0						0/1					
32	HOLM Jacob	2/3	67	0/1		1/1			1/1					
33	GIDSEL Mathias	4/7	57						4/7					
Bench/Team														
Totals		31/43	72	7/11	5/7	6/8	2/2	1/1	8/12	2/2		1		

Goalkeepers		Saves								
No.	Name	S/S	%	6m	Wing	9m	7m	FB	BT	
1	LANDIN Niklas									
20	MOELLER Kevin	10/29	34	1/6	2/6	2/3	1/3	0/2	4/9	
EG		2								
Totals		10/31	32	1/6	2/6	2/3	1/3	0/2	4/9	

BRN - Bahrain

Players		Shots									Punishments			
No.	Name	G/S	%	6m	Wing	9m	7m	FB	BT	EG	YC	2Min	RC	BC
1	MAHFOODH Husain													
3	EID Ali	1/4	25	0/1			0/1	1/1		0/1				
8	ALI Hasan	2/4	50		1/2				1/2			1		
9	ALSAMAHJI Hasan												1	
15	ABDULREDHA Mohamed	1/1	100	1/1									1	
18	FADHUL Ahmed	3/3	100		2/2					1/1				
19	ALI Mohamed	3/3	100	3/3									1	
21	ALI Mohamed													
50	ALMAQABI Ahmed	3/9	33	1/2		1/3			1/4					
77	ALI Ali Merza	2/5	40			0/1	1/1		1/3		1			
89	HABIB Mahdi	3/4	75		1/2			1/1		1/1				
93	AHMED Mohamed	1/2	50				1/2							
95	MOHAMED Mohamed	1/3	33			0/1			1/2					
99	ALSAYYAD Husain	1/3	33			0/2			1/1					
Bench/Team											1			
Totals		21/41	51	5/7	4/6	1/7	2/4	2/2	5/12	2/3	3	3		

Goalkeepers		Saves								
No.	Name	S/S	%	6m	Wing	9m	7m	FB	BT	
1	MAHFOODH Husain	4/17	24	3/8	0/1	0/2	0/1	0/1	1/4	
21	ALI Mohamed	6/22	27	1/3	1/5	1/5	0/1		3/8	
EG		2								
Totals		10/41	24	4/11	1/6	1/7	0/2	0/1	4/12	

RUNNING SCORE

DEN - BRN	
1st Half	
HOLM J	1 (2) 0
	1 (3) 1 ALI M
HANSEN M	2 (4) 1
GIDSEL M	3 (5) 1
HOLM J	4 (7) 1
JAKOBSEN E	5 (9) 1
	5 (9) 2 AHMED M
	5 (12) 3 ALMAQABI A
MENSAH M	6 (13) 3
	6 (13) 4 ALI H
HANSEN J	7 (17) 4
	7 (18) 5 MOHAMED M
MENSAH M	8 (24) 5
	8 (26) 6 ALI M
HANSEN M	9 (27) 6
HANSEN J	10 (28) 6
	10 (29) 7 FADHUL A
SAUGSTRUP M	11 (29) 7
HANSEN J	12 (30) 7

2nd Half	
	12 (31) 8 FADHUL A
HANSEN J	13 (32) 8
	13 (33) 9 ALI AM
GIDSEL M	14 (33) 9
	14 (33) 10 ALSAYYAD H
GIDSEL M	15 (34) 10
	15 (35) 11 FADHUL A
HANSEN J	16 (35) 11
OLSEN M	17 (37) 11
	17 (37) 12 ALI M
HANSEN M	18 (38) 12
GIDSEL M	19 (40) 12
MENSAH M	20 (41) 12
	20 (41) 13 HABIB M
TOFT HANSEN H	21 (42) 13
TOFT HANSEN H	22 (43) 13
	22 (44) 14 HABIB M
HANSEN M	23 (45) 14
	23 (46) 15 ALMAQABI A
LANDIN M	24 (47) 15
SAUGSTRUP M	25 (48) 15
LANDIN M	26 (49) 15
HANSEN M	27 (50) 15
OLSEN M	28 (51) 15
	28 (51) 16 HABIB M
	28 (54) 17 ALMAQABI A
OLSEN M	29 (54) 17
	29 (55) 18 ABDULREDHA M
HANSEN J	30 (55) 18
	30 (56) 19 ALI AM
	30 (57) 20 ALI H
TOFT HANSEN H	31 (58) 20
	31 (60) 21 EID A

Legend:							
%	Efficiency	2Min	2-Minute Suspensions	6m	6-metre Shots	7m	7-metre Shots
9m	9-metre Shots	BC	Blue Cards	BT	Breakthroughs	D	Direct Red Card
EG	Empty Goal	FB	Fast Breaks	G/S	Goals/Shots	No.	Uniform Number
RC	Red Cards	S/S	Saves/Shots	Wing	Wing Shots	X	Red Card After 3rd 2-Minute Suspension
YC	Yellow Cards						



Match Team Statistics

チームの試合統計 / Statistiques du match par équipe

Match 13

DEN 31 - 21 BRN
(12 - 7) (19 - 14)

Referees: HORACEK V / NOVOTNY J (CZE)

DEN - Denmark

Players		Shots									Offence		Defence		Punishments			TP		
No.	Name	G/S	%	6m	Wing	9m	7m	FB	BT	EG	AS	TO	ST	BS	YC	2Min	RC		BC	
1	LANDIN Niklas																			
4	LANDIN Magnus	2/3	67	1/1	0/1			1/1				1	1							39:57
7	JAKOBSEN Emil	1/2	50		1/2															26:39
15	SAUGSTRUP Magnus	2/4	50	2/4							1		1	1		1				57:40
20	MOELLER Kevin										1									48:24
21	MOELLGAARD Henrik																			3:27
22	MENSAH Mads	3/3	100			2/2			1/1		2	1								45:37
23	TOFT HANSEN Henrik	3/4	75	3/4									3	1						55:56
24	HANSEN Mikkel	5/7	71	1/1		2/4	2/2				4	1								36:16
25	OLSEN Morten	3/3	100			1/1			2/2		1	1								9:51
26	HANSEN Johan	6/6	100		4/4					2/2	1									59:13
28	ANDERSSON Lasse	0/1	0						0/1			2								10:29
32	HOLM Jacob	2/3	67	0/1		1/1			1/1		1	1								7:45
33	GIDSEL Mathias	4/7	57						4/7		2									18:46
Bench/Team																				
Totals		31/43	72	7/11	5/7	6/8	2/2	1/1	8/12	2/2	13	7	5	2		1				

Goalkeepers		Total Shots		6m Shots		Wing Shots		9m Shots		7m Shots		Fast Breaks		Breakthroughs	
No.	Name	S/S	%	S/S	%	S/S	%	S/S	%	S/S	%	S/S	%	S/S	%
1	LANDIN Niklas														
20	MOELLER Kevin	10/29	34	1/6	17	2/6	33	2/3	67	1/3	33	0/2	0	4/9	44
EG		2													
Totals		10/31	32	1/6	17	2/6	33	2/3	67	1/3	33	0/2	0	4/9	44

Team Shots	Goals	Saves	Missed	Post	Blocked	Total	%
6m Shots	7	4				11	64
Wing Shots	5	1		1		7	71
9m Shots	6	1			1	8	75
7m Shots	2				N/A	2	100
Fast Breaks	1					1	100
Breakthroughs	8	4				12	67
Empty Goal	2	N/A				2	100
Totals	31	10		1	1	43	72

Number of Attacks: 49, Scoring Efficiency: 63%



Match Team Statistics

チームの試合統計 / Statistiques du match par équipe

Match 13

DEN 31 - 21 BRN
(12 - 7) (19 - 14)

Referees: HORACEK V / NOVOTNY J (CZE)

DEN - Denmark

Shots Distribution

Players

Goals / Shots

1 LANDIN N	4 LANDIN M	7 JAKOBSEN E	15 SAUGSTRUP M	20 MOELLER K	21 MOELLGAARD H	22 MENSAH M
		0/1 1/1	1/1 0/1			1/1 1/1
	2/2		1/1			1/1

1-Post

23 TOFT HANSEN H	24 HANSEN M	25 OLSEN M	26 HANSEN J	28 ANDERSSON L	32 HOLM J	33 GIDSEL M
1/2	2/2 1/2	2/2 1/1	1/1 1/1 1/1		1/2 1/1	1/2 0/1
1/1 1/1	1/1 1/1		1/1 1/1 1/1	0/1		2/2

1-Blocked

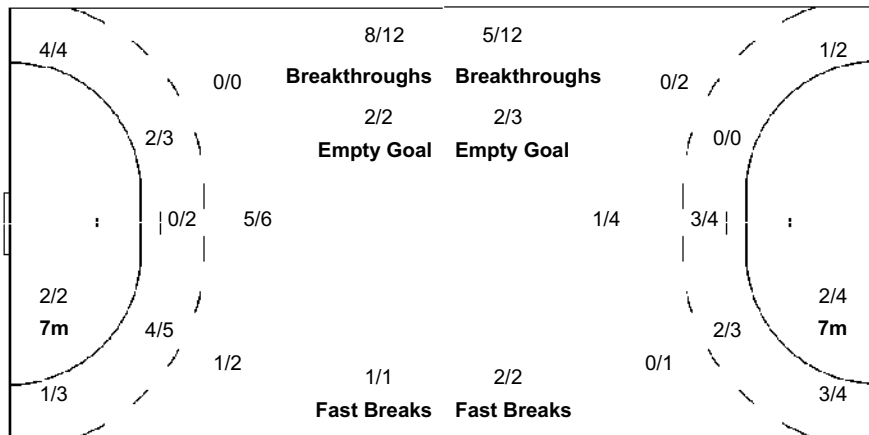
Team

Goals / Shots

5/7	3/3	2/4
5/8	0/1	2/3
6/6	3/3	5/6

1-Post 1-Blocked

Offence



Goalkeepers

Saves / Shots

1/4	1/3	1/4
2/3	2/2	1/2
2/8		0/5

1 LANDIN N

20 MOELLER K

1/4	1/3	1/3
2/3	2/2	1/2
2/7		0/5



Match Team Statistics

チームの試合統計 / Statistiques du match par équipe

Match 13

DEN 31 - 21 BRN
(12 - 7) (19 - 14)

Referees: HORACEK V / NOVOTNY J (CZE)

BRN - Bahrain

Players		Shots									Offence		Defence		Punishments			TP		
No.	Name	G/S	%	6m	Wing	9m	7m	FB	BT	EG	AS	TO	ST	BS	YC	2Min	RC		BC	
1	MAHFOODH Husain																			22:30
3	EID Ali	1/4	25	0/1			0/1	1/1		0/1		1								32:19
8	ALI Hasan	2/4	50		1/2				1/2		1	2	1		1					33:52
9	ALSAMAHJI Hasan															1				8:21
15	ABDULREDHA Mohamed	1/1	100	1/1							1	1		1		1				29:27
18	FADHUL Ahmed	3/3	100		2/2					1/1										46:19
19	ALI Mohamed	3/3	100	3/3									1			1				32:42
21	ALI Mohamed											1								32:51
50	ALMAQABI Ahmed	3/9	33	1/2		1/3			1/4		3	1								41:33
77	ALI Ali Merza	2/5	40			0/1	1/1		1/3		1	1			1					21:00
89	HABIB Mahdi	3/4	75		1/2			1/1		1/1		1	1							51:21
93	AHMED Mohamed	1/2	50				1/2					2								21:40
95	MOHAMED Mohamed	1/3	33			0/1			1/2		2	2								26:03
99	ALSAYYAD Husain	1/3	33			0/2			1/1		1	1								20:02
Bench/Team																1				
Totals		21/41	51	5/7	4/6	1/7	2/4	2/2	5/12	2/3	9	13	3	1	3	3				

Goalkeepers		Total Shots		6m Shots		Wing Shots		9m Shots		7m Shots		Fast Breaks		Breakthroughs	
No.	Name	S/S	%	S/S	%	S/S	%	S/S	%	S/S	%	S/S	%	S/S	%
1	MAHFOODH Husain	4/17	24	3/8	38	0/1	0	0/2	0	0/1	0	0/1	0	1/4	25
21	ALI Mohamed	6/22	27	1/3	33	1/5	20	1/5	20	0/1	0			3/8	38
EG		2													
Totals		10/41	24	4/11	36	1/6	17	1/7	14	0/2	0	0/1	0	4/12	33

Team Shots	Goals	Saves	Missed	Post	Blocked	Total	%
6m Shots	5	1		1		7	71
Wing Shots	4	2				6	67
9m Shots	1	2	2		2	7	14
7m Shots	2	1	1		N/A	4	50
Fast Breaks	2					2	100
Breakthroughs	5	4	1	2		12	42
Empty Goal	2	N/A	1			3	67
Totals	21	10	5	3	2	41	51

Number of Attacks: 50, Scoring Efficiency: 42%



Match Team Statistics

チームの試合統計 / Statistiques du match par équipe

Match 13

DEN 31 - 21 BRN
(12 - 7) (19 - 14)

Referees: HORACEK V / NOVOTNY J (CZE)

BRN - Bahrain

Shots Distribution

Players

Goals / Shots

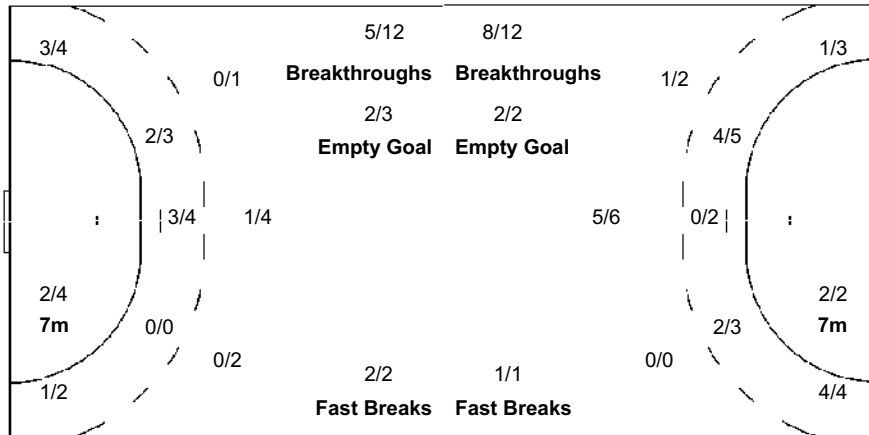
1 MAHFOODH H	3 EID A	8 ALI H	9 ALSAMAHIJI H	15 ABDULREDHA M	18 FADHUL A	19 ALI M
	0/1 0/1				1/1	
		1/1		1/1	2/2	2/2 1/1
	1-Missed	1-Post				

21 ALI M	50 ALMAQABI A	77 ALI AM	89 HABIB M	93 AHMED M	95 MOHAMED M	99 ALSAYYAD H
	1/1 0/1	1/1	1/1 1/2 1/1		0/1 1/1	
	1/2 1/1			1/1	0/1	1/1
	0/1	0/1 1/1				
	1-Missed 2-Post	1-Missed 1-Blocked		1-Missed		1-Missed 1-Blocked

Team Goals / Shots

3/4	2/3	3/4
1/3	0/2	1/2
6/8		5/5
5-Missed	3-Post	2-Blocked

Offence



Goalkeepers Saves / Shots

2/7	0/3	2/4
3/8	1/1	1/3
0/6	0/3	1/6

1 MAHFOODH H

0/3	0/1	1/1
2/5	1/1	0/1
0/2	0/2	0/1

21 ALI M

2/4	0/2	1/3
1/3		1/2
0/3		1/5

Legend:		
%	Efficiency	
AS	Assists	
EG	Empty Goal	
RC	Red Cards	
Wing	Wing Shots	
2Min	2-Minute Suspensions	
BC	Blue Cards	
FB	Fast Breaks	
S/S	Saves/Shots	
X	Red Card After 3rd 2-Minute Suspension	
6m	6 metre Shots	
BS	Blocked Shots	
G/S	Goals/Shots	
ST	Steals	
YC	Yellow Cards	
7m	7-metre Shots	
BT	Breakthroughs	
N/A	Not Applicable	
TO	Turnover	
9m	9-metre Shots	
D	Direct Red Card	
No.	Uniform Number	
TP	Time Played	



Empty Goal Analysis

無人ゴール 分析 / Analyses des attaques avec but vide

Match 13

DEN 31 - 21 BRN

(12 - 7) (19 - 14)

Referees: HORACEK V / NOVOTNY J (CZE)

ATTACKS DURING OWN EMPTY GOAL SITUATION

Players on Court	Attacks		Goals		Saves		Missed		Blocked		Post		Turnovers		Scoring Efficiency -		Goals Against	
	DEN	BRN	DEN	BRN	DEN	BRN	DEN	BRN	DEN	BRN	DEN	BRN	DEN	BRN	DEN %	BRN %	DEN	BRN
7 Against 6	25	5	16	2	6	1		1	1		1		2	1	64	40	2	2
6 Against 6	1	5	0	2	1	2								1	0	40		
Others																		
Total:	26	10	16	4	7	3		1	1		1		2	2	62	40	2	2

GOALS/ATTACKS DURING OWN EMPTY GOAL SITUATION - ANALYSIS OF OCCURRENCE (in 5 min intervals)

Players on Court	1st Half											
	0-5		5-10		10-15		15-20		20-25		25-30	
	DEN	BRN	DEN	BRN	DEN	BRN	DEN	BRN	DEN	BRN	DEN	BRN
7 Against 6	1/1								1/3		2/3	2/4
6 Against 6		0/1		0/1		0/1						
Others												
Total:	1/1	0/1		0/1		0/1			1/3		2/3	2/4

Players on Court	2nd Half											
	30-35		35-40		40-45		45-50		50-55		55-60	
	DEN	BRN	DEN	BRN	DEN	BRN	DEN	BRN	DEN	BRN	DEN	BRN
7 Against 6	2/3	0/1	2/2		3/3		1/2		3/5		1/3	
6 Against 6		2/2									0/1	
Others												
Total:	2/3	2/3	2/2		3/3		1/2		3/5		1/4	

GOALS/ATTACKS DURING OWN EMPTY GOAL SITUATION - ANALYSIS BY DURATION

Team	<15 sec.	15-30 sec.	30-45 sec.	45-60 sec.	>60 sec.
DEN	3/3	11/17	2/5	0/1	
BRN	0/1	3/6	0/2	1/1	

SUBSTITUTION SUMMARY

Players	DEN	BRN
Goalkeeper <-> Goalkeeper	0	1
Court Player <-> Goalkeeper	53	19
Court Player <-> Court Player	104	55
Total:	157	75



Match Report

試合レポート / Compte rendu du match

Team A										Team B																																									
A										B																																									
SWE - Sweden										POR - Portugal																																									
played in										in the hall										on										at										Spectators										Match Number	
Tokyo										Yoyogi National Stadium										WED 28 JUL 2021										11:00																				14	
Half-time (30')		A		B		End of playing time		A		B		1st overtime		A		B		2nd overtime		A		B		After penalty throws		A		B																							
		14		14				29		28																																									
Number of 7m		A		Team time-out						Full name of players and officials										Team time-out						B		Number of 7m																							
		3/4		1	23:53		2	53:32		3	59:19												1	9:52		2	52:04		3	59:43		0/2																			
No.	Team A						G	YC	2'	RC	BC	No.	Team B						G	YC	2'	RC	BC																												
2	CARLSBOGARD Jonathan						1					4	PORTELA Pedro						3																																
5	DARJ Max						2	1	1			5	DUARTE Gilberto																																						
10	EKBERG Niclas						9					9	FERRAZ Joao						2		2																														
11	PETTERSSON Daniel											10	MARTINS Miguel						4		1																														
12	PALICKA Andreas						1					14	SILVA Rui						2																																
15	WANNE Hampus						5					15	SALINA Daymaro						2		1																														
16	AGGEFORS Mikael											16	GOMES Humberto																																						
18	PETTERSSON Fredric											22	BORGES Alexis						4		1																														
19	CLAAR Felix						1		1			23	BRANQUINHO Diogo						3																																
22	PELLAS Lucas											25	AREIA Antonio						1																																
23	LAGERGREN Albin						6					27	GOMES Andre						4	1	1																														
24	GOTTFRIDSSON Jim						4					41	CAPDEVILLE Gustavo																																						
27	SUNNEFELDT Oskar											82	FRADE Luis						3																																
33	SANDELL Lukas											88	MAGALHAES Fabio																																						

Off.A	BOQUIST Martin					Off.A	FIDALGO Paulo Jorge				
Off.B	SOLBERG Glenn					Off.B	PEREIRA Paulo Jorge				
Off.C	SVENSSON Tomas					Off.C	FERREIRA Telmo				
Off.D	JERRHAG Daniel					Off.D	CATARINO Paulo				
Off.E	SEVE Johanna					Off.E	FONSECA Miguel				

A	Signatures of responsables for the teams (Off.A)										B
Remarks of referees / IHF Official											

Referees	Signatures					Signatures				
	RALUY LOPEZ Oscar (ESP)					SABROSO RAMIREZ Angel (ESP)				
Technical Officials										
	TK: VARTANYAN Stella (RUS)					SK: VOJIC Arijana (BIH)				
IHF Official										
	NACHEVSKI Dragan (MKD)									

Note: Number of 7m scored/awarded to resp. B, goals (G), yellow cards (YC), red cards (RC), red card after 3rd 2' suspension (X), direct red card (D) and blue cards (BC).



Results

結果 / Résultats

Match 14

SWE 29 - 28 POR
(14 - 14) (15 - 14)

Referees: RALUY LOPEZ O / SABROSO RAMIREZ A (ESP)

SWE - Sweden

Players		Shots									Punishments			
No.	Name	G/S	%	6m	Wing	9m	7m	FB	BT	EG	YC	2Min	RC	BC
2	CARLSBOGARD Jonathan	1/3	33			0/2			1/1					
5	DARJ Max	2/5	40	2/5							1	1		
10	EKBERG Niclas	9/10	90		6/6		2/2	0/1		1/1				
11	PETTERSSON Daniel													
12	PALICKA Andreas	1/1	100							1/1				
15	WANNE Hampus	5/10	50	0/1	2/5		1/2			2/2				
16	AGGEFORS Mikael													
18	PETTERSSON Fredric	0/1	0	0/1										
19	CLAAR Felix	1/1	100	1/1									1	
22	PELLAS Lucas	0/2	0		0/1			0/1						
23	LAGERGREN Albin	6/6	100	3/3		1/1		1/1		1/1				
24	GOTTFRIDSSON Jim	4/6	67	1/1		1/3			2/2					
27	SUNNEFELDT Oskar													
33	SANDELL Lukas													
Bench/Team														
Totals		29/45	64	7/12	8/12	2/6	3/4	1/3	3/3	5/5	1	2		

Goalkeepers		Saves							
No.	Name	S/S	%	6m	Wing	9m	7m	FB	BT
12	PALICKA Andreas	12/40	30	4/13	1/5	4/10	1/1	0/3	2/8
16	AGGEFORS Mikael								
Totals		12/40	30	4/13	1/5	4/10	1/1	0/3	2/8

POR - Portugal

Players		Shots									Punishments			
No.	Name	G/S	%	6m	Wing	9m	7m	FB	BT	EG	YC	2Min	RC	BC
4	PORTELA Pedro	3/4	75		3/3		0/1							
5	DUARTE Gilberto													
9	FERRAZ Joao	2/4	50			0/1			2/3			2		
10	MARTINS Miguel	4/8	50			2/5			2/3			1		
14	SILVA Rui	2/4	50			2/4								
15	SALINA Daymaro	2/3	67	2/3									1	
16	GOMES Humberto													
22	BORGES Alexis	4/6	67	4/6									1	
23	BRANQUINHO Diogo	3/5	60		0/2			3/3						
25	AREIA Antonio	1/3	33		1/2		0/1							
27	GOMES Andre	4/6	67			2/3			2/3		1	1		
41	CAPDEVILLE Gustavo													
82	FRADE Luis	3/4	75	3/4										
88	MAGALHAES Fabio	0/2	0			0/2								
Bench/Team														
Totals		28/49	57	9/13	4/7	6/15	0/2	3/3	6/9		1	6		

Goalkeepers		Saves							
No.	Name	S/S	%	6m	Wing	9m	7m	FB	BT
16	GOMES Humberto	0/5	0	0/1	0/2		0/1		0/1
41	CAPDEVILLE Gustavo	8/27	30	3/9	1/7	1/3	1/3	2/3	0/2
EG		5							
Totals		8/37	22	3/10	1/9	1/3	1/4	2/3	0/3

RUNNING SCORE

SWE - POR	
1st Half	
0 (1') 1	GOMES A
0 (2') 2	PORTELA P
0 (3') 3	SILVA R
1 (4') 3	EKBERG N
2 (5') 3	EKBERG N
3 (6') 3	LAGERGREN A
4 (7') 3	WANNE H
4 (9') 4	GOMES A
5 (10') 4	LAGERGREN A
5 (11') 5	SALINA D
5 (12') 6	MARTINS M
6 (12') 6	GOTTFRIDSSON J
6 (13') 7	SILVA R
6 (14') 8	BORGES A
7 (16') 8	EKBERG N
8 (16') 8	LAGERGREN A
9 (19') 8	LAGERGREN A
9 (20') 9	FERRAZ J
10 (21') 9	EKBERG N
10 (22') 10	FRADE L
10 (22') 11	BRANQUINHO D
10 (23') 12	AREIA A
10 (24') 13	FRADE L
11 (25') 13	CLAAR F
12 (27') 13	EKBERG N
13 (29') 13	PALICKA A
13 (30') 14	BRANQUINHO D
14 (15') 14	GOTTFRIDSSON J

2nd Half	
14 (31') 15	BRANQUINHO D
15 (32') 15	LAGERGREN A
16 (33') 15	WANNE H
16 (33') 16	PORTELA P
16 (34') 17	PORTELA P
16 (36') 18	MARTINS M
17 (36') 18	WANNE H
18 (37') 18	WANNE H
18 (37') 19	BORGES A
19 (38') 19	GOTTFRIDSSON J
19 (38') 20	BORGES A
20 (39') 20	CARLSBOGARD J
21 (40') 20	EKBERG N
22 (41') 20	LAGERGREN A
22 (43') 21	MARTINS M
23 (44') 21	EKBERG N
23 (44') 22	GOMES A
24 (44') 22	DARJ M
24 (47') 23	BORGES A
25 (47') 23	EKBERG N
25 (48') 24	SALINA D
26 (51') 24	GOTTFRIDSSON J
27 (52') 24	WANNE H
27 (53') 25	GOMES A
28 (54') 25	DARJ M
29 (55') 25	EKBERG N
29 (57') 26	MARTINS M
29 (58') 27	FRADE L
29 (59') 28	FERRAZ J

Legend:							
%	Efficiency	2Min	2-Minute Suspensions	6m	6-metre Shots	7m	7-metre Shots
9m	9-metre Shots	BC	Blue Cards	BT	Breakthroughs	D	Direct Red Card
EG	Empty Goal	FB	Fast Breaks	G/S	Goals/Shots	No.	Uniform Number
RC	Red Cards	S/S	Saves/Shots	Wing	Wing Shots	X	Red Card After 3rd 2-Minute Suspension
YC	Yellow Cards						



Match Team Statistics

チームの試合統計 / Statistiques du match par équipe

Match 14

SWE 29 - 28 POR

(14 - 14) (15 - 14)

Referees: RALUY LOPEZ O / SABROSO RAMIREZ A (ESP)

SWE - Sweden

Players		Shots									Offence		Defence		Punishments			TP	
No.	Name	G/S	%	6m	Wing	9m	7m	FB	BT	EG	AS	TO	ST	BS	YC	2Min	RC		BC
2	CARLSBOGARD Jonathan	1/3	33			0/2			1/1		4	2	1						51:54
5	DARJ Max	2/5	40	2/5											1	1			54:06
10	EKBERG Niclas	9/10	90		6/6		2/2	0/1		1/1		1							59:22
11	PETTERSSON Daniel																		
12	PALICKA Andreas	1/1	100							1/1									58:45
15	WANNE Hampus	5/10	50	0/1	2/5		1/2			2/2	1	1	1						45:32
16	AGGEFORS Mikael																		
18	PETTERSSON Fredric	0/1	0	0/1										1					14:14
19	CLAAR Felix	1/1	100	1/1							3	1					1		19:37
22	PELLAS Lucas	0/2	0		0/1			0/1											13:33
23	LAGERGREN Albin	6/6	100	3/3		1/1		1/1		1/1	5	2	1						46:35
24	GOTTFRIDSSON Jim	4/6	67	1/1		1/3			2/2		2		1	1					43:06
27	SUNNEFELDT Oskar																		
33	SANDELL Lukas										1	2							13:25
Bench/Team																			
Totals		29/45	64	7/12	8/12	2/6	3/4	1/3	3/3	5/5	16	9	4	2	1	2			

Goalkeepers		Total Shots		6m Shots		Wing Shots		9m Shots		7m Shots		Fast Breaks		Breakthroughs	
No.	Name	S/S	%	S/S	%	S/S	%	S/S	%	S/S	%	S/S	%	S/S	%
12	PALICKA Andreas	12/40	30	4/13	31	1/5	20	4/10	40	1/1	100	0/3	0	2/8	25
16	AGGEFORS Mikael														
Totals		12/40	30	4/13	31	1/5	20	4/10	40	1/1	100	0/3	0	2/8	25

Team Shots	Goals	Saves	Missed	Post	Blocked	Total	%
6m Shots	7	3	1	1		12	58
Wing Shots	8	1	1	2		12	67
9m Shots	2	1	2		1	6	33
7m Shots	3	1			N/A	4	75
Fast Breaks	1	2				3	33
Breakthroughs	3					3	100
Empty Goal	5	N/A				5	100
Totals	29	8	4	3	1	45	64

Number of Attacks: 53, Scoring Efficiency: 55%



Match Team Statistics

チームの試合統計 / Statistiques du match par équipe

Match 14

SWE 29 - 28 POR
(14 - 14) (15 - 14)

Referees: RALUY LOPEZ O / SABROSO RAMIREZ A (ESP)

SWE - Sweden

Shots Distribution

Players

Goals / Shots


2 CARLSBOGARD J	5 DARJ M	10 EKBERG N	11 PETTERSSON D	12 PALICKA A	15 WANNE H	16 AGGEFORS M
1/1	1/1	2/2			0/1	2/2
		1/1		1/1	1/1	0/1
	0/1	1/2	2/2	3/3	1/1	1/1
1-Missed	1-Blocked 1-Missed				1-Missed 2-Post	

18 PETTERSSON F	19 CLAAR F	22 PELLAS L	23 LAGERGREN A	24 GOTTFRIDSSON J	27 SUNNEFELDT O	33 SANDELL L
	1/1	0/1	1/1	1/1		
			2/2	1/1		
		0/1	1/1	2/2	1/1	
1-Post			1-Missed			

Team Goals / Shots

3/4	4/4
3/4	2/2
3/4	5/7
4-Missed	3-Post 1-Blocked

Offence



Defence

Goalkeepers Saves / Shots

0/1	1/2	2/7
1/4	2/2	2/6
1/4	3/8	0/6

12 PALICKA A

0/1	1/2	2/7
1/4	2/2	2/6
1/4	3/8	0/6

16 AGGEFORS M



Match Team Statistics

チームの試合統計 / Statistiques du match par équipe

Match 14

SWE 29 - 28 POR

(14 - 14) (15 - 14)

Referees: RALUY LOPEZ O / SABROSO RAMIREZ A (ESP)

POR - Portugal

Players		Shots									Offence		Defence		Punishments			TP	
No.	Name	G/S	%	6m	Wing	9m	7m	FB	BT	EG	AS	TO	ST	BS	YC	2Min	RC		BC
4	PORTELA Pedro	3/4	75		3/3		0/1												45:37
5	DUARTE Gilberto																		5:48
9	FERRAZ Joao	2/4	50			0/1			2/3		1					2			24:51
10	MARTINS Miguel	4/8	50			2/5			2/3		3	3				1			35:26
14	SILVA Rui	2/4	50			2/4					4	1							24:22
15	SALINA Daymaro	2/3	67	2/3							1		1			1			26:49
16	GOMES Humberto																		6:42
22	BORGES Alexis	4/6	67	4/6										1		1			44:14
23	BRANQUINHO Diogo	3/5	60		0/2			3/3											55:15
25	AREIA Antonio	1/3	33		1/2		0/1												9:23
27	GOMES Andre	4/6	67			2/3			2/3		2	1			1	1			42:40
41	CAPDEVILLE Gustavo																		39:10
82	FRADE Luis	3/4	75	3/4								1							29:04
88	MAGALHAES Fabio	0/2	0			0/2					4		1						31:01
Bench/Team																			
Totals		28/49	57	9/13	4/7	6/15	0/2	3/3	6/9		15	6	2	1	1	6			

Goalkeepers		Total Shots		6m Shots		Wing Shots		9m Shots		7m Shots		Fast Breaks		Breakthroughs	
No.	Name	S/S	%	S/S	%	S/S	%	S/S	%	S/S	%	S/S	%	S/S	%
16	GOMES Humberto	0/5	0	0/1	0	0/2	0			0/1	0			0/1	0
41	CAPDEVILLE Gustavo	8/27	30	3/9	33	1/7	14	1/3	33	1/3	33	2/3	67	0/2	0
EG		5													
Totals		8/37	22	3/10	30	1/9	11	1/3	33	1/4	25	2/3	67	0/3	0

Team Shots	Goals	Saves	Missed	Post	Blocked	Total	%
6m Shots	9	4				13	69
Wing Shots	4	1	1	1		7	57
9m Shots	6	4	2		3	15	40
7m Shots		1		1	N/A	2	0
Fast Breaks	3					3	100
Breakthroughs	6	2	1			9	67
Empty Goal		N/A					
Totals	28	12	4	2	3	49	57

Number of Attacks: 53, Scoring Efficiency: 53%



Match Team Statistics

チームの試合統計 / Statistiques du match par équipe

Match 14

SWE 29 - 28 POR
(14 - 14) (15 - 14)

Referees: RALUY LOPEZ O / SABROSO RAMIREZ A (ESP)

POR - Portugal

Shots Distribution

Players

Goals / Shots

4 PORTELA P	5 DUARTE G	9 FERRAZ J	10 MARTINS M	14 SILVA R	15 SALINA D	16 GOMES H
0/1		0/1	0/1	0/1	1/1	
1/1		2/2	1/1	1/1	1/2	
1/1		2/2	1/1	1/1		
		1-Missed		3-Blocked 1-Missed		

22 BORGES A	23 BRANQUINHO D	25 AREIA A	27 GOMES A	41 CAPDEVILLE G	82 FRADE L	88 MAGALHAES F
1/1		1/1	1/1		2/2	0/1
1/1		0/1	1/1		1/1	
1/3	3/3		2/2	0/1		0/1
1-Missed 1-Post		1-Post	1-Missed			


Team Goals / Shots

1/1	1/2	5/7
3/4	0/2	4/6
3/4	5/8	6/6
4-Missed	2-Post	3-Blocked

Offence

Defence

Goalkeepers Saves / Shots



1/4		0/4
1/4	0/2	2/5
1/4	2/7	1/7

16 GOMES H

		0/1
0/1		0/3

41 CAPDEVILLE G

1/4		0/3
1/4		2/5
1/3	2/5	1/3

Legend:		
%	Efficiency	
AS	Assists	
EG	Empty Goal	
RC	Red Cards	
Wing	Wing Shots	
2Min	2-Minute Suspensions	
BC	Blue Cards	
FB	Fast Breaks	
S/S	Saves/Shots	
X	Red Card After 3rd 2-Minute Suspension	
6m	6 metre Shots	
BS	Blocked Shots	
G/S	Goals/Shots	
ST	Steals	
YC	Yellow Cards	
7m	7-metre Shots	
BT	Breakthroughs	
N/A	Not Applicable	
TO	Turnover	
9m	9-metre Shots	
D	Direct Red Card	
No.	Uniform Number	
TP	Time Played	



Empty Goal Analysis

無人ゴール 分析 / Analyses des attaques avec but vide

Match 14

SWE 29 - 28 POR

(14 - 14) (15 - 14)

Referees: RALUY LOPEZ O / SABROSO RAMIREZ A (ESP)

ATTACKS DURING OWN EMPTY GOAL SITUATION

Players on Court	Attacks		Goals		Saves		Missed		Blocked		Post		Turnovers		Scoring Efficiency -		Goals Against	
	SWE	POR	SWE	POR	SWE	POR	SWE	POR	SWE	POR	SWE	POR	SWE	POR	SWE %	POR %	SWE	POR
7 Against 6		22		11		4		1		3		1		3		50		4
6 Against 6	2	3	2	1		3									100	33		
Others		3		1				1						1		33		1
Total:	2	28	2	13		7		2		3		1		4	100	46		5

GOALS/ATTACKS DURING OWN EMPTY GOAL SITUATION - ANALYSIS OF OCCURRENCE (in 5 min intervals)

Players on Court	1st Half											
	0-5		5-10		10-15		15-20		20-25		25-30	
	SWE	POR	SWE	POR	SWE	POR	SWE	POR	SWE	POR	SWE	POR
7 Against 6		0/1		1/1		3/4		0/2		2/2		0/4
6 Against 6		1/1		0/1			1/1					
Others							0/1					
Total:		1/2		1/2		3/4		1/1		2/2		0/4

Players on Court	2nd Half											
	30-35		35-40		40-45		45-50		50-55		55-60	
	SWE	POR	SWE	POR	SWE	POR	SWE	POR	SWE	POR	SWE	POR
7 Against 6		2/3		2/3						1/1		
6 Against 6			1/1						0/1			
Others				1/2								
Total:		2/3	1/1	3/5						1/2		

GOALS/ATTACKS DURING OWN EMPTY GOAL SITUATION - ANALYSIS BY DURATION

Team	<15 sec.	15-30 sec.	30-45 sec.	45-60 sec.	>60 sec.
SWE		1/1	1/1		
POR	5/6	6/15	1/4	1/3	

SUBSTITUTION SUMMARY

Players	SWE	POR
Goalkeeper <-> Goalkeeper	0	4
Court Player <-> Goalkeeper	6	57
Court Player <-> Court Player	44	124
Total:	50	185



Match Report

試合レポート / Compte rendu du match

Team A										Team B																																									
A										B																																									
JPN - Japan										EGY - Egypt																																									
played in										in the hall										on										at										Spectators										Match Number	
Tokyo										Yoyogi National Stadium										WED 28 JUL 2021										14:15																				15	
Half-time (30')		A		B		End of playing time		A		B		1st overtime		A		B		2nd overtime		A		B		After penalty throws		A		B																							
Number of 7m		A		Team time-out				Full name of players and officials				Team time-out		B		Number of 7m																																			
1/1		1		14:31		2		47:01		3		57:23		1		41:17		2		3		4/4																													
No.	Team A						G	YC	2'	RC	BC	No.	Team B						G	YC	2'	RC	BC																												
10	SUGIOKA Naoki						1					5	OMAR Yahia						7																																
12	IWASHITA Yuta											15	MOHAMED Ahmed						3																																
13	KASAHARA Kenya								1			24	ELMASRY Ibrahim								2																														
15	BAIG Adamyuki						1					25	NAWAR Wisam						1																																
18	NARITA Kohei						1					31	ELWAKIL Omar						5																																
19	TOKUDA Shinnosuke						8					39	ELDERAA Yehia						2																																
20	WATANABE Jin						5		2			42	KADDAH Hassan																																						
21	DOI Remi Anri						3					45	ELDERAA Seif						1																																
22	SAKAI Motoki											66	ELAHMAR Ahmed						8																																
25	MOTOKI Hiroki								2			88	HENDAWY Karim																																						
31	YOSHINO Tatsuki						4		1			89	SHEBIB Mohamed						2																																
33	AGARIE Yuto						4					90	MOHAMED Ali						2																																
38	MIZUMACHI Kotaro						1					91	SANAD Mohammad						2																																
43	YOSHIDA Shuichi						1		1			96	ELTAYAR Mohamed																																						

Off.A	TODOROKI Manabu					Off.A	ABUZEID Nouredin				
Off.B	SIGURDSSON Dagur	1				Off.B	PARRONDO Roberto				
Off.C	PARECKI Antoni Jerzy					Off.C	MOSA Mohamed				
Off.D	OKIMOTO Nobukazu					Off.D	LOSERT Venio				
Off.E	IIDA Junichiro					Off.E	CARTON LLORENTE Antonio				

A	Signatures of responsables for the teams (Off.A)										B
Remarks of referees / IHF Official											

Referees	SCHULZE Robert (GER)	Signatures	TONNIES Tobias (GER)	Signatures
Technical Officials	TK: ADJEMIAN Teodoro (ARG)		SK: SEDREZ Salvio (BRA)	
IHF Official	SOEDAL Per Morten (NOR)			

Note: Number of 7m scored/awarded to resp. B, goals (G), yellow cards (YC), red cards (RC), red card after 3rd 2' suspension (X), direct red card (D) and blue cards (BC).



Results

結果 / Résultats

Match 15

JPN 29 - 33 EGY
(11 - 18) (18 - 15)

Referees: SCHULZE R / TONNIES T (GER)

JPN - Japan

Players		Shots									Punishments			
No.	Name	G/S	%	6m	Wing	9m	7m	FB	BT	EG	YC	2Min	RC	BC
10	SUGIOKA Naoki	1/2	50		1/1			0/1						
12	IWASHITA Yuta													
13	KASAHARA Kenya	0/1	0	0/1								1		
15	BAIG Adamyuki	1/7	14	0/1		1/6								
18	NARITA Kohei	1/1	100	1/1										
19	TOKUDA Shinnosuke	8/11	73	4/4		1/4		3/3						
20	WATANABE Jin	5/5	100	2/2	1/1	2/2						2		
21	DOI Remi Anri	3/3	100	1/1				2/2						
22	SAKAI Motoki													
25	MOTOKI Hiroki	0/1	0		0/1							2		
31	YOSHINO Tatsuki	4/7	57	1/2	1/1	1/3		1/1				1		
33	AGARIE Yuto	4/5	80	1/1		2/3	1/1							
38	MIZUMACHI Kotaro	1/1	100	1/1									1	
43	YOSHIDA Shuichi	1/1	100	1/1										
Bench/Team											1			
Totals		29/45	64	12/15	3/4	7/18	1/1	6/7			1	7		

Goalkeepers		Saves								
No.	Name	S/S	%	6m	Wing	9m	7m	FB	BT	EG
12	IWASHITA Yuta	8/31	26	3/13	4/9	0/4	0/3	1/2		
22	SAKAI Motoki	5/11	45	1/3	1/3	2/2	0/1	1/2		
EG		4								
Totals		13/46	28	4/16	5/12	2/6	0/4	2/4		

EGY - Egypt

Players		Shots									Punishments			
No.	Name	G/S	%	6m	Wing	9m	7m	FB	BT	EG	YC	2Min	RC	BC
5	OMAR Yahia	7/9	78	4/5	1/2					2/2				
15	MOHAMED Ahmed	3/4	75	1/1		2/3								
24	ELMASRY Ibrahim	0/1	0	0/1								2		
25	NAWAR Wisam	1/1	100	1/1										
31	ELWAKIL Omar	5/7	71	1/1	2/4			1/1		1/1				
39	ELDERAA Yehia	2/4	50	2/3						0/1				
42	KADDAH Hassan	0/2	0			0/2								
45	ELDERAA Seif	1/2	50					0/1		1/1				
66	ELAHMAR Ahmed	8/10	80	1/2	2/3		4/4	1/1						
88	HENDAWY Karim													
89	SHEBIB Mohamed	2/3	67	2/2		0/1								
90	MOHAMED Ali	2/3	67			2/3								
91	SANAD Mohammad	2/5	40		2/4			0/1						
96	ELTAYAR Mohamed													
Bench/Team														
Totals		33/51	65	12/16	7/13	4/9	4/4	2/4		4/5		2		

Goalkeepers		Saves								
No.	Name	S/S	%	6m	Wing	9m	7m	FB	BT	EG
88	HENDAWY Karim									
96	ELTAYAR Mohamed	10/39	26	2/14	1/4	6/13	0/1	1/7		
Totals		10/39	26	2/14	1/4	6/13	0/1	1/7		

RUNNING SCORE	
JPN - EGY	
1st Half	
0 (2) 1	ELAHMAR A
0 (4) 2	SANAD M
0 (6) 3	ELDERAA Y
1 (7) 3	YOSHINO T
2 (8) 3	DOI RA
2 (8) 4	ELAHMAR A
2 (9) 5	MOHAMED A
3 (12) 5	YOSHINO T
3 (13) 6	ELAHMAR A
3 (13) 7	ELWAKIL O
4 (15) 7	DOI RA
4 (15) 8	ELDERAA Y
5 (16) 8	WATANABE J
6 (17) 8	TOKUDA S
6 (18) 9	SHEBIB M
7 (19) 9	TOKUDA S
7 (20) 10	ELAHMAR A
8 (21) 10	MIZUMACHI K
8 (22) 11	ELAHMAR A
8 (23) 12	OMAR Y
9 (24) 12	YOSHIDA S
9 (25) 13	ELWAKIL O
9 (25) 14	OMAR Y
9 (26) 15	ELWAKIL O
10 (27) 15	TOKUDA S
10 (28) 16	MOHAMED A
10 (29) 17	ELDERAA S
11 (29) 17	DOI RA
11 (30) 18	ELAHMAR A

2nd Half	
12 (31) 18	WATANABE J
12 (31) 19	MOHAMED A
12 (32) 20	SANAD M
13 (34) 20	AGARIE Y
13 (34) 21	MOHAMED A
14 (36) 21	WATANABE J
14 (37) 22	OMAR Y
15 (38) 22	WATANABE J
16 (39) 22	WATANABE J
16 (40) 23	MOHAMED A
17 (40) 23	AGARIE Y
17 (40) 24	ELWAKIL O
18 (41) 24	AGARIE Y
19 (42) 24	BAIG A
20 (42) 24	TOKUDA S
20 (43) 25	SHEBIB M
21 (44) 25	SUGIOKA N
21 (44) 26	ELWAKIL O
21 (45) 27	OMAR Y
21 (46) 28	OMAR Y
22 (48) 28	YOSHINO T
22 (50) 29	NAWAR W
23 (52) 29	NARITA K
23 (54) 30	ELAHMAR A
24 (55) 30	AGARIE Y
24 (56) 31	OMAR Y
25 (56) 31	TOKUDA S
26 (56) 31	TOKUDA S
26 (57) 32	ELAHMAR A
26 (58) 33	OMAR Y
27 (59) 33	TOKUDA S
28 (60) 33	TOKUDA S
29 (60) 33	YOSHINO T

Legend:							
%	Efficiency	2Min	2-Minute Suspensions	6m	6-metre Shots	7m	7-metre Shots
9m	9-metre Shots	BC	Blue Cards	BT	Breakthroughs	D	Direct Red Card
EG	Empty Goal	FB	Fast Breaks	G/S	Goals/Shots	No.	Uniform Number
RC	Red Cards	S/S	Saves/Shots	Wing	Wing Shots	X	Red Card After 3rd 2-Minute Suspension
YC	Yellow Cards						



Match Team Statistics

チームの試合統計 / Statistiques du match par équipe

Match 15

JPN 29 - 33 EGY
(11 - 18) (18 - 15)

Referees: SCHULZE R / TONNIES T (GER)

JPN - Japan

Players		Shots									Offence		Defence		Punishments			TP		
No.	Name	G/S	%	6m	Wing	9m	7m	FB	BT	EG	AS	TO	ST	BS	YC	2Min	RC		BC	
10	SUGIOKA Naoki	1/2	50		1/1			0/1												11:08
12	IWASHITA Yuta																			37:56
13	KASAHARA Kenya	0/1	0	0/1									1	1		1				45:24
15	BAIG Adamyuki	1/7	14	0/1		1/6					1	4	1							39:03
18	NARITA Kohei	1/1	100	1/1																28:43
19	TOKUDA Shinnosuke	8/11	73	4/4		1/4		3/3				2								40:38
20	WATANABE Jin	5/5	100	2/2	1/1	2/2					1	5					2			32:50
21	DOI Remi Anri	3/3	100	1/1				2/2			1									16:26
22	SAKAI Motoki																			12:34
25	MOTOKI Hiroki	0/1	0		0/1						1	2	1				2			55:42
31	YOSHINO Tatsuki	4/7	57	1/2	1/1	1/3		1/1			1	2					1			28:08
33	AGARIE Yuto	4/5	80	1/1		2/3	1/1													15:07
38	MIZUMACHI Kotaro	1/1	100	1/1							1	2								22:07
43	YOSHIDA Shuichi	1/1	100	1/1								1						1		34:14
Bench/Team																1				
Totals		29/45	64	12/15	3/4	7/18	1/1	6/7			6	18	3	1	1	7				

Goalkeepers		Total Shots		6m Shots		Wing Shots		9m Shots		7m Shots		Fast Breaks		Breakthroughs	
No.	Name	S/S	%	S/S	%	S/S	%	S/S	%	S/S	%	S/S	%	S/S	%
12	IWASHITA Yuta	8/31	26	3/13	23	4/9	44	0/4	0	0/3	0	1/2	50		
22	SAKAI Motoki	5/11	45	1/3	33	1/3	33	2/2	100	0/1	0	1/2	50		
EG		4													
Totals		13/46	28	4/16	25	5/12	42	2/6	33	0/4	0	2/4	50		

Team Shots	Goals	Saves	Missed	Post	Blocked	Total	%
6m Shots	12	2	1			15	80
Wing Shots	3	1				4	75
9m Shots	7	6	2		3	18	39
7m Shots	1				N/A	1	100
Fast Breaks	6	1				7	86
Breakthroughs							
Empty Goal		N/A					
Totals	29	10	3		3	45	64

Number of Attacks: 61, Scoring Efficiency: 48%



Match Team Statistics

チームの試合統計 / Statistiques du match par équipe

Match 15

JPN 29 - 33 EGY
(11 - 18) (18 - 15)

Referees: SCHULZE R / TONNIES T (GER)

JPN - Japan

Shots Distribution

Players

Goals / Shots

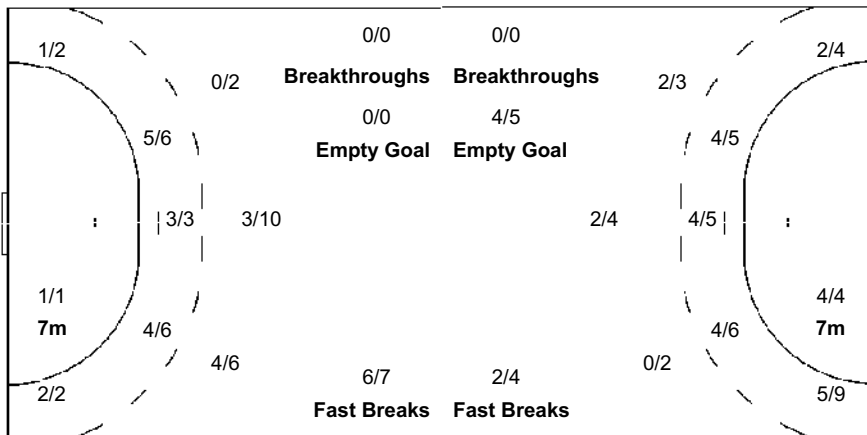
10 SUGIOKA N	12 IWASHITA Y	13 KASAHARA K	15 BAIG A	18 NARITA K	19 TOKUDA S	20 WATANABE J
0/1		0/1	0/1 0/1 0/1		1/1 4/4 2/3	4/4 1/1
			1-Missed		1-Missed 1-Blocked	

21 DOI RA	22 SAKAI M	25 MOTOKI H	31 YOSHINO T	33 AGARIE Y	38 MIZUMACHI K	43 YOSHIDA S
1/1 2/2		0/1	2/2 1/1 1/2	1/1 1/1 1/1	1/1	1/1
			1-Missed 1-Blocked	1-Blocked		

Team Goals / Shots

1/1	2/3
11/14	0/1 1/2
8/11	2/2 4/5
3-Missed	3-Blocked

Offence



Defence

Goalkeepers Saves / Shots

1/2	1/1	0/1
3/4	2/5	2/7
1/15	2/8	1/3

12 IWASHITA Y

1/1	1/1	0/1
2/3		1/4
1/14	1/4	1/3

22 SAKAI M

0/1		
1/1	2/3	1/2
0/1	1/3	



Match Team Statistics

チームの試合統計 / Statistiques du match par équipe

Match 15

JPN 29 - 33 EGY

(11 - 18) (18 - 15)

Referees: SCHULZE R / TONNIES T (GER)

EGY - Egypt

Players		Shots									Offence		Defence		Punishments			TP	
No.	Name	G/S	%	6m	Wing	9m	7m	FB	BT	EG	AS	TO	ST	BS	YC	2Min	RC		BC
5	OMAR Yahia	7/9	78	4/5	1/2					2/2	4	3	1						32:17
15	MOHAMED Ahmed	3/4	75	1/1		2/3					3	3							41:13
24	ELMASRY Ibrahim	0/1	0	0/1										3		2			41:03
25	NAWAR Wisam	1/1	100	1/1							1								8:43
31	ELWAKIL Omar	5/7	71	1/1	2/4			1/1		1/1		1							46:34
39	ELDERAA Yehia	2/4	50	2/3						0/1	4	1							45:26
42	KADDAH Hassan	0/2	0			0/2						1							5:45
45	ELDERAA Seif	1/2	50					0/1		1/1									19:47
66	ELAHMAR Ahmed	8/10	80	1/2	2/3		4/4	1/1			1	2							39:11
88	HENDAWY Karim																		0:03
89	SHEBIB Mohamed	2/3	67	2/2		0/1						1							13:07
90	MOHAMED Ali	2/3	67			2/3					1		1						26:59
91	SANAD Mohammad	2/5	40		2/4			0/1											41:13
96	ELTAYAR Mohamed																		58:39
Bench/Team																			
Totals		33/51	65	12/16	7/13	4/9	4/4	2/4		4/5	14	12	2	3		2			

Goalkeepers		Total Shots		6m Shots		Wing Shots		9m Shots		7m Shots		Fast Breaks		Breakthroughs	
No.	Name	S/S	%	S/S	%	S/S	%	S/S	%	S/S	%	S/S	%	S/S	%
88	HENDAWY Karim														
96	ELTAYAR Mohamed	10/39	26	2/14	14	1/4	25	6/13	46	0/1	0	1/7	14		
Totals		10/39	26	2/14	14	1/4	25	6/13	46	0/1	0	1/7	14		

Team Shots	Goals	Saves	Missed	Post	Blocked	Total	%
6m Shots	12	4				16	75
Wing Shots	7	5	1			13	54
9m Shots	4	2		2	1	9	44
7m Shots	4				N/A	4	100
Fast Breaks	2	2				4	50
Breakthroughs							
Empty Goal	4	N/A	1			5	80
Totals	33	13	2	2	1	51	65

Number of Attacks: 60, Scoring Efficiency: 55%



Match Team Statistics

チームの試合統計 / Statistiques du match par équipe

Match 15

JPN 29 - 33 EGY
(11 - 18) (18 - 15)

Referees: SCHULZE R / TONNIES T (GER)

EGY - Egypt

Shots Distribution

Players

Goals / Shots

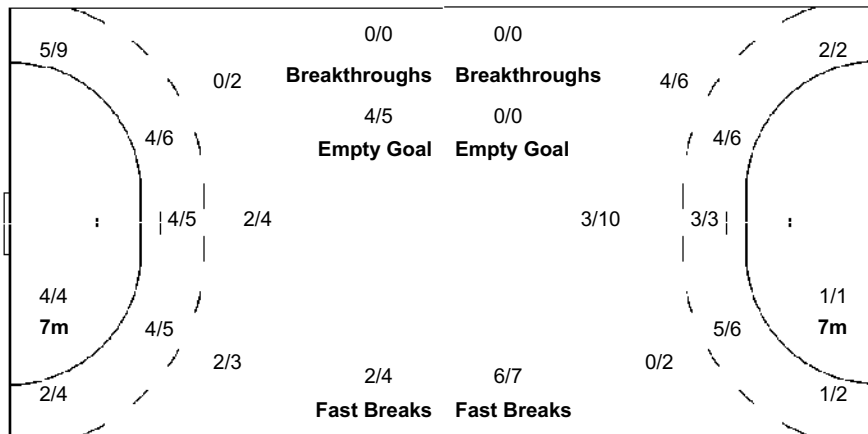
5 OMAR Y	15 MOHAMED A	24 ELMASRY I	25 NAWAR W	31 ELWAKIL O	39 ELDERAA Y	42 KADDAH H
2/2				0/1		
0/2			1/1	2/2	0/1	0/1
3/3	3/3	0/1		2/2	1/1	0/1
	1-Post			1-Missed	1-Missed	
45 ELDERAA S	66 ELAHMAR A	88 HENDAWY K	89 SHEBIB M	90 MOHAMED A	91 SANAD M	96 ELTAYAR M
0/1	1/1			1/1	0/1	
1/1	0/1		1/1		1/1	
	3/3	3/3	1/1	1/1	1/1	0/1
			1-Post	1-Blocked		

Team Goals / Shots

1/2	0/1	1/1
1/4	3/5	5/7
14/15	6/8	2/3
2-Missed	2-Post	1-Blocked

Offence

Defence



Goalkeepers Saves / Shots

0/1		1/3
3/14	1/1	1/2
3/11	0/2	1/5

88 HENDAWY K		

96 ELTAYAR M		
0/1		1/3
3/14	1/1	1/2
3/11	0/2	1/5

Legend:			
%	Efficiency	2Min	2-Minute Suspensions
AS	Assists	BC	Blue Cards
EG	Empty Goal	FB	Fast Breaks
RC	Red Cards	S/S	Saves/Shots
Wing	Wing Shots	X	Red Card After 3rd 2-Minute Suspension
6m	6 metre Shots	BS	Blocked Shots
G/S	Goals/Shots	ST	Steals
7m	7-metre Shots	YC	Yellow Cards
BT	Breakthroughs		
N/A	Not Applicable		
TO	Turnover		
9m	9-metre Shots	D	Direct Red Card
No.	Uniform Number		
TP	Time Played		



Empty Goal Analysis

無人ゴール 分析 / Analyses des attaques avec but vide

Match 15

JPN 29 - 33 EGY

(11 - 18) (18 - 15)

Referees: SCHULZE R / TONNIES T (GER)

ATTACKS DURING OWN EMPTY GOAL SITUATION

Players on Court	Attacks		Goals		Saves		Missed		Blocked		Post		Turnovers		Scoring Efficiency -		Goals Against	
	JPN	EGY	JPN	EGY	JPN	EGY	JPN	EGY	JPN	EGY	JPN	EGY	JPN	EGY	JPN	%EGY	JPN	EGY
7 Against 6	8	1	2	1					1				6		25	100	3	
6 Against 6	10	2	4	0	2	1	1					1	3		40	0	1	
Others																		
Total:	18	3	6	1	2	1	1		1			1	9		33	33	4	

GOALS/ATTACKS DURING OWN EMPTY GOAL SITUATION - ANALYSIS OF OCCURRENCE (in 5 min intervals)

Players on Court	1st Half											
	0-5		5-10		10-15		15-20		20-25		25-30	
	JPN	EGY	JPN	EGY	JPN	EGY	JPN	EGY	JPN	EGY	JPN	EGY
7 Against 6	0/1						1/1	2/3			0/3	
6 Against 6	0/1						1/1	0/1	0/1			
Others												
Total:	0/2						1/1	1/2	2/4		0/3	

Players on Court	2nd Half											
	30-35		35-40		40-45		45-50		50-55		55-60	
	JPN	EGY	JPN	EGY	JPN	EGY	JPN	EGY	JPN	EGY	JPN	EGY
7 Against 6	0/1											
6 Against 6	1/1		0/1	0/1		0/1		1/2		1/2		
Others												
Total:	1/2		0/1	0/1		0/1		1/2		1/2		

GOALS/ATTACKS DURING OWN EMPTY GOAL SITUATION - ANALYSIS BY DURATION

Team	<15 sec.	15-30 sec.	30-45 sec.	45-60 sec.	>60 sec.
JPN	0/4	3/5	2/7	0/1	1/1
EGY		1/2	0/1		

SUBSTITUTION SUMMARY

Players	JPN	EGY
Goalkeeper <-> Goalkeeper	2	2
Court Player <-> Goalkeeper	37	6
Court Player <-> Court Player	82	79
Total:	121	87



Match Report

試合レポート / Compte rendu du match

Team A										Team B																																									
A										B																																									
NOR - Norway										ARG - Argentina																																									
played in										in the hall										on										at										Spectators										Match Number	
Tokyo										Yoyogi National Stadium										WED 28 JUL 2021										16:15																				16	
Half-time (30')		A		B		End of playing time		A		B		1st overtime		A		B		2nd overtime		A		B		After penalty throws		A		B																							
		13		12				27		23																																									
Number of 7m		A		Team time-out						Full name of players and officials										Team time-out						B		Number of 7m																							
		1/2		1		23:07		2		50:31		3														4/5																									
No.		Team A						G		YC		2'		RC		BC		No.		Team B						G		YC		2'		RC		BC																	
5		SAGOSEN Sander						7		1								2		FERNANDEZ Federico Gaston										1																					
8		MYRHOL Bjarte																		4		SIMONET Sebastian Alejandro																													
10		FREDRIKSEN Magnus																		5		VAINSTEIN Pablo																													
11		OEVERBY Petter										2								6		SIMONET Diego Esteban						5				1																			
12		SAEVERAAS Kristian						1												7		PIZARRO Ignacio						5				1																			
17		JOENDAL Magnus						6												8		SIMONET Pablo Ariel						1																							
19		BJOERNSEN Kristian																		10		MARTINEZ CAMI Pedro						3				1																			
21		GULLERUD Magnus										1								11		MOSCARIELLO Lucas Dario						3				1																			
24		O'SULLIVAN Christian						2				1								15		CAROU Gonzalo Matias						1		1																					
26		PETTERSEN Simen																		20		MARTINEZ Ramiro						4				1																			
27		REINKIND Harald						5												22		MOURINO Gaston Alberto						1																							
30		BERGERUD Torbjoern																		40		MACIEL Leonel Carlos Sergio																													
44		GULLIKSEN Kevin						4												77		BONANNO Nicolas										1																			
77		ABELVIK ROED Magnus						2												87		BAR Juan Manuel																													

Off.A	TOMAC Zeljko							Off.A	MILANO Guillermo								
Off.B	BERGE Christian		1					Off.B	CADENAS MONTANES Manuel		1						
Off.C	LUND Boerge							Off.C	CAZON Guillermo Hector								
Off.D	MARKUSSEN Harald							Off.D	MARINO Carlos Eduardo								
Off.E	EGE Steinar																

A	Signatures of responsables for the teams (Off.A)										B
Remarks of referees / IHF Official											

Referees	FONSECA Ricardo (POR)				Signatures				SANTOS Duarte (POR)				Signatures			
Technical Officials	TK: REISINGER Gerhard (AUT)				Signatures				SK: SOOS Balazs (HUN)				Signatures			
IHF Official	POSAVEC Josip (CRO)				Signatures											

Note: Number of 7m scored/awarded to resp. B, goals (G), yellow cards (YC), red cards (RC), red card after 3rd 2' suspension (X), direct red card (D) and blue cards (BC).



Results

結果 / Résultats

Match 16

NOR 27 - 23 ARG
(13 - 12) (14 - 11)

Referees: FONSECA R / SANTOS D (POR)

NOR - Norway

Players		Shots									Punishments			
No.	Name	G/S	%	6m	Wing	9m	7m	FB	BT	EG	YC	2Min	RC	BC
5	SAGOSEN Sander	7/13	54	4/6		2/6				1/1	1			
8	MYRHOL Bjarte	0/1	0	0/1										
10	FREDRIKSEN Magnus													
11	OEVERBY Petter											2		
12	SAEVERAAS Kristian	1/1	100							1/1				
17	JOENDAL Magnus	6/10	60	0/1	5/6		1/2	0/1						
19	BJOERNSEN Kristian													
21	GULLERUD Magnus	0/2	0	0/2									1	
24	O'SULLIVAN Christian	2/5	40	1/3		0/1				1/1		1		
26	PETTERSEN Simen	0/1	0			0/1								
27	REINKIND Harald	5/7	71	2/3		2/3			1/1					
30	BERGERUD Torbjorn													
44	GULLIKSEN Kevin	4/4	100		1/1			2/2		1/1				
77	ABELVIK ROED Magnus	2/4	50			1/3			1/1					
Bench/Team											1			
Totals		27/48	56	7/16	6/7	5/14	1/2	2/3	2/2	4/4	2	4		

Goalkeepers		Saves									
No.	Name	S/S	%	6m	Wing	9m	7m	FB	BT	EG	
12	SAEVERAAS Kristian	6/24	25	4/12	1/5			0/3			
30	BERGERUD Torbjorn	2/5	40	2/3	0/1			0/1			
EG		2									
Totals		8/31	26	6/15	1/6		1/5	0/3			

ARG - Argentina

Players		Shots									Punishments			
No.	Name	G/S	%	6m	Wing	9m	7m	FB	BT	EG	YC	2Min	RC	BC
2	FERNANDEZ Federico Gaston	0/1	0		0/1								1	
4	SIMONET Sebastian Alejandro	0/1	0				0/1							
5	VAINSTEIN Pablo	0/1	0	0/1										
6	SIMONET Diego Esteban	5/9	56	1/3		0/2	4/4					1		
7	PIZARRO Ignacio	5/5	100		2/2			2/2		1/1		1		
8	SIMONET Pablo Ariel	1/5	20	0/3	0/1					1/1				
10	MARTINEZ CAMI Pedro	3/5	60	3/5								1		
11	MOSCARELLO Lucas Dario	3/4	75	3/4								1		
15	CAROU Gonzalo Matias	1/1	100	1/1							1			
20	MARTINEZ Ramiro	4/4	100		3/3			1/1				1		
22	MOURINO Gaston Alberto	1/1	100	1/1										
40	MACIEL Leonel Carlos Sergio													
77	BONANNO Nicolas												1	
87	BAR Juan Manuel													
Bench/Team											1			
Totals		23/37	62	9/18	5/7	0/2	4/5	3/3		2/2	2	7		

Goalkeepers		Saves									
No.	Name	S/S	%	6m	Wing	9m	7m	FB	BT	EG	
40	MACIEL Leonel Carlos Sergio	15/37	41	7/14	0/6	6/11	1/1	1/3	0/2		
87	BAR Juan Manuel	0/1	0				0/1				
EG		4									
Totals		15/42	36	7/14	0/6	6/11	1/2	1/3	0/2		

RUNNING SCORE

NOR - ARG	
1st Half	
ABELVIK ROED M	1 (2') 0
	1 (3') 1 MARTINEZ R
JOENDAL M	2 (6') 1
SAGOSEN S	3 (6') 1
SAGOSEN S	4 (7') 1
SAEVERAAS K	5 (8') 1
ABELVIK ROED M	6 (12') 1
	6 (14') 2 PIZARRO I
SAGOSEN S	7 (14') 2
	7 (15') 3 SIMONET DE
GULLIKSEN K	8 (16') 3
O'SULLIVAN C	9 (17') 3
	9 (17') 4 SIMONET DE
	9 (18') 5 MARTINEZ CAMI P
	9 (19') 6 PIZARRO I
	9 (21') 7 CAROU GM
	9 (23') 8 SIMONET DE
	9 (24') 9 MARTINEZ R
SAGOSEN S	10 (26') 9
JOENDAL M	11 (28') 9
	11 (28') 10 MOSCARELLO LD
REINKIND H	12 (29') 10
	12 (29') 11 MOSCARELLO LD
	12 (30') 12 SIMONET PA
JOENDAL M	13 (30') 12

2nd Half	
SAGOSEN S	14 (31') 12
	14 (32') 13 MARTINEZ CAMI P
REINKIND H	15 (33') 13
	15 (33') 14 SIMONET DE
JOENDAL M	16 (34') 14
GULLIKSEN K	17 (35') 14
	17 (37') 15 MARTINEZ R
REINKIND H	18 (37') 15
	18 (37') 16 PIZARRO I
O'SULLIVAN C	19 (38') 16
	19 (38') 17 PIZARRO I
	19 (41') 18 MARTINEZ CAMI P
SAGOSEN S	20 (41') 18
JOENDAL M	21 (42') 18
REINKIND H	22 (43') 18
	22 (44') 19 SIMONET DE
SAGOSEN S	23 (47') 19
	23 (48') 20 MOURINO GA
	23 (51') 21 PIZARRO I
JOENDAL M	24 (52') 21
GULLIKSEN K	25 (55') 21
GULLIKSEN K	26 (55') 21
	26 (57') 22 MARTINEZ R
REINKIND H	27 (57') 22
	27 (58') 23 MOSCARELLO LD

Legend:							
%	Efficiency	2Min	2-Minute Suspensions	6m	6-metre Shots	7m	7-metre Shots
9m	9-metre Shots	BC	Blue Cards	BT	Breakthroughs	D	Direct Red Card
EG	Empty Goal	FB	Fast Breaks	G/S	Goals/Shots	No.	Uniform Number
RC	Red Cards	S/S	Saves/Shots	Wing	Wing Shots	X	Red Card After 3rd 2-Minute Suspension
YC	Yellow Cards						



Match Team Statistics

チームの試合統計 / Statistiques du match par équipe

Match 16

NOR 27 - 23 ARG

(13 - 12) (14 - 11)

Referees: FONSECA R / SANTOS D (POR)

NOR - Norway

Players		Shots									Offence		Defence		Punishments			TP	
No.	Name	G/S	%	6m	Wing	9m	7m	FB	BT	EG	AS	TO	ST	BS	YC	2Min	RC		BC
5	SAGOSEN Sander	7/13	54	4/6		2/6				1/1	4	1			1				41:12
8	MYRHOL Bjarte	0/1	0	0/1								1							15:36
10	FREDRIKSEN Magnus																		0:48
11	OEVERBY Petter															2			41:26
12	SAEVERAAS Kristian	1/1	100							1/1	1								46:06
17	JOENDAL Magnus	6/10	60	0/1	5/6		1/2	0/1				1							60:00
19	BJOERNSEN Kristian																		
21	GULLERUD Magnus	0/2	0	0/2							1		2				1		30:30
24	O'SULLIVAN Christian	2/5	40	1/3		0/1				1/1	2	2	1				1		48:38
26	PETTERSEN Simen	0/1	0			0/1						1							6:13
27	REINKIND Harald	5/7	71	2/3		2/3			1/1		1	3							36:50
30	BERGERUD Torbjorn																		9:50
44	GULLIKSEN Kevin	4/4	100		1/1			2/2		1/1									59:41
77	ABELVIK ROED Magnus	2/4	50			1/3			1/1		1		1	1					23:10
Bench/Team																1			
Totals		27/48	56	7/16	6/7	5/14	1/2	2/3	2/2	4/4	10	10	4	1	2	4			

Goalkeepers		Total Shots		6m Shots		Wing Shots		9m Shots		7m Shots		Fast Breaks		Breakthroughs	
No.	Name	S/S	%	S/S	%	S/S	%	S/S	%	S/S	%	S/S	%	S/S	%
12	SAEVERAAS Kristian	6/24	25	4/12	33	1/5	20			1/4	25	0/3	0		
30	BERGERUD Torbjorn	2/5	40	2/3	67	0/1	0			0/1	0				
EG		2													
Totals		8/31	26	6/15	40	1/6	17			1/5	20	0/3	0		

Team Shots	Goals	Saves	Missed	Post	Blocked	Total	%
6m Shots	7	7		2		16	44
Wing Shots	6			1		7	86
9m Shots	5	6		3		14	36
7m Shots	1	1			N/A	2	50
Fast Breaks	2	1				3	67
Breakthroughs	2					2	100
Empty Goal	4	N/A				4	100
Totals	27	15		6		48	56

Number of Attacks: 54, Scoring Efficiency: 50%



Match Team Statistics

チームの試合統計 / Statistiques du match par équipe

Match 16

NOR 27 - 23 ARG
(13 - 12) (14 - 11)

Referees: FONSECA R / SANTOS D (POR)

NOR - Norway

Shots Distribution

Players

Goals / Shots

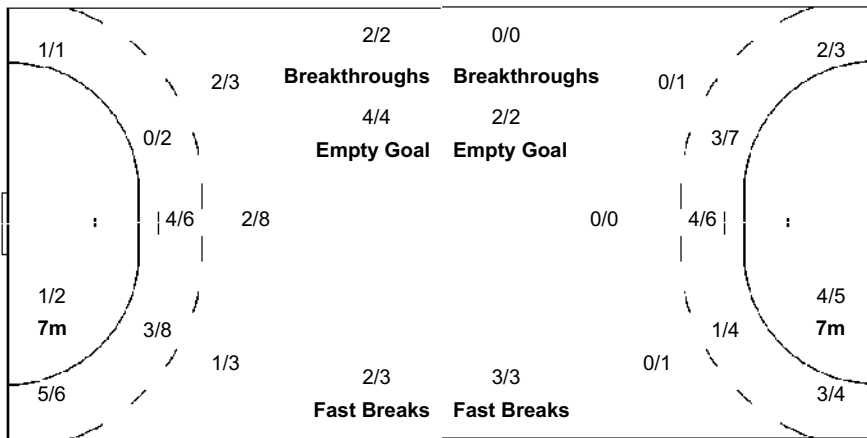
5 SAGOSEN S	8 MYRHOL B	10 FREDRIKSEN M	11 OEVERBY P	12 SAEVERAAS K	17 JOENDAL M	19 BJOERNSEN K
0/1					1/1	
2/2					1/1	0/1
1/2	0/1			1/1	1/1	0/2
3/3					3/3	
3-Post					1-Post	

21 GULLERUD M	24 O'SULLIVAN C	26 PETTERSEN S	27 REINKIND H	30 BERGERUD T	44 GULLIKSEN K	77 ABELVIK ROED M
					1/1	1/1
	0/1	1/1	0/1		1/1	1/1
0/1	1/1	0/1	3/3	0/1	1/1	0/2
1-Post	1-Post					

Team Goals / Shots

1/1	0/1	2/2
4/6	2/2	1/3
6/10	2/8	9/9
6-Post		

Offence



Goalkeepers Saves / Shots

0/2		2/3
2/4	0/2	2/4
0/10	1/2	1/4

12 SAEVERAAS K

		2/3
1/3		2/4
0/10	1/2	0/2

30 BERGERUD T

0/2		
1/1		
		1/2



Match Team Statistics

チームの試合統計 / Statistiques du match par équipe

Match 16

NOR 27 - 23 ARG

(13 - 12) (14 - 11)

Referees: FONSECA R / SANTOS D (POR)

ARG - Argentina

Players		Shots									Offence		Defence		Punishments			TP	
No.	Name	G/S	%	6m	Wing	9m	7m	FB	BT	EG	AS	TO	ST	BS	YC	2Min	RC		BC
2	FERNANDEZ Federico Gaston	0/1	0		0/1							1				1			19:00
4	SIMONET Sebastian Alejandro	0/1	0				0/1					1							5:57
5	VAINSTEIN Pablo	0/1	0	0/1							2	2	1						39:43
6	SIMONET Diego Esteban	5/9	56	1/3		0/2	4/4				3	1				1			43:32
7	PIZARRO Ignacio	5/5	100		2/2			2/2		1/1	1					1			44:05
8	SIMONET Pablo Ariel	1/5	20	0/3	0/1					1/1	6	2							25:11
10	MARTINEZ CAMI Pedro	3/5	60	3/5							1	4					1		40:30
11	MOSCARIELLO Lucas Dario	3/4	75	3/4								2					1		42:46
15	CAROU Gonzalo Matias	1/1	100	1/1											1				19:27
20	MARTINEZ Ramiro	4/4	100		3/3			1/1				1					1		59:10
22	MOURINO Gaston Alberto	1/1	100	1/1							1	2							14:21
40	MACIEL Leonel Carlos Sergio										1								48:11
77	BONANNO Nicolas										2	1					1		17:34
87	BAR Juan Manuel																		0:33
Bench/Team																1			
Totals		23/37	62	9/18	5/7	0/2	4/5	3/3		2/2	17	17	1		2	7			

Goalkeepers		Total Shots		6m Shots		Wing Shots		9m Shots		7m Shots		Fast Breaks		Breakthroughs	
No.	Name	S/S	%	S/S	%	S/S	%	S/S	%	S/S	%	S/S	%	S/S	%
40	MACIEL Leonel Carlos Sergio	15/37	41	7/14	50	0/6	0	6/11	55	1/1	100	1/3	33	0/2	0
87	BAR Juan Manuel	0/1	0							0/1	0				
EG		4													
Totals		15/42	36	7/14	50	0/6	0	6/11	55	1/2	50	1/3	33	0/2	0

Team Shots	Goals	Saves	Missed	Post	Blocked	Total	%
6m Shots	9	6	1	1	1	18	50
Wing Shots	5	1		1		7	71
9m Shots			2			2	0
7m Shots	4	1			N/A	5	80
Fast Breaks	3					3	100
Breakthroughs							
Empty Goal	2	N/A				2	100
Totals	23	8	3	2	1	37	62

Number of Attacks: 53, Scoring Efficiency: 43%



Match Team Statistics

チームの試合統計 / Statistiques du match par équipe

Match 16

NOR 27 - 23 ARG
(13 - 12) (14 - 11)

Referees: FONSECA R / SANTOS D (POR)

ARG - Argentina

Shots Distribution


Players

Goals / Shots

2 FERNANDEZ FG	4 SIMONET SA	5 VAINSTEIN P	6 SIMONET DE	7 PIZARRO I	8 SIMONET PA	10 MARTINEZ CAMI P
		0/1		1/1		
	0/1		2/2 1/2 2/2	1/1 1/1	0/2 1/1	1/1 0/1
1-Post			2-Missed 1-Blocked		1-Missed 1-Post	
11 MOSCARIELLO LD	15 CAROU GM	20 MARTINEZ R	22 MOURINO GA	40 MACIEL L	77 BONANNO N	87 BAR JM
1/1 0/1		1/1 1/1				
2/2	1/1	2/2	1/1			

Team Goals / Shots

2/2		1/3
2/4	2/2	2/4
10/10	1/2	3/4
3-Missed	2-Post	1-Blocked



Goalkeepers Saves / Shots

0/1	1/1	0/2
2/6	0/2	2/3
4/10	6/8	0/9

40 MACIEL L

0/1	1/1	0/1
2/6		2/3
4/9	6/7	0/9

87 BAR JM

		0/1

Legend:	2Min 2-Minute Suspensions	6m 6 metre Shots	7m 7-metre Shots	9m 9-metre Shots
% Efficiency	BC Blue Cards	BS Blocked Shots	BT Breakthroughs	D Direct Red Card
AS Assists	FB Fast Breaks	G/S Goals/Shots	N/A Not Applicable	No. Uniform Number
EG Empty Goal	S/S Saves/Shots	ST Steals	TO Turnover	TP Time Played
RC Red Cards	X Red Card After 3rd 2-Minute Suspension	YC Yellow Cards		
Wing Wing Shots				



Empty Goal Analysis

無人ゴール 分析 / Analyses des attaques avec but vide

Match 16

NOR 27 - 23 ARG

(13 - 12) (14 - 11)

Referees: FONSECA R / SANTOS D (POR)

ATTACKS DURING OWN EMPTY GOAL SITUATION

Players on Court	Attacks		Goals		Saves		Missed		Blocked		Post		Turnovers		Scoring Efficiency -		Goals Against	
	NOR	ARG	NOR	ARG	NOR	ARG	NOR	ARG	NOR	ARG	NOR	ARG	NOR	ARG	NOR	%ARG	NOR	ARG
7 Against 6	2	8	1	2		1		1					1	4	50	25		1
6 Against 6	2	6	1	2	1						1			3	50	33	1	1
Others	4	7	3	4				1			1			2	75	57	1	2
Total:	8	21	5	8	1	1		2			1	1	1	9	63	38	2	4

GOALS/ATTACKS DURING OWN EMPTY GOAL SITUATION - ANALYSIS OF OCCURRENCE (in 5 min intervals)

Players on Court	1st Half											
	0-5		5-10		10-15		15-20		20-25		25-30	
	NOR	ARG	NOR	ARG	NOR	ARG	NOR	ARG	NOR	ARG	NOR	ARG
7 Against 6		0/1	0/1			1/3		0/1				0/1
6 Against 6									0/1	0/1	1/1	
Others				0/2							1/1	1/1
Total:		0/1	0/1	0/2		1/3		0/1		0/1	1/2	2/3

Players on Court	2nd Half											
	30-35		35-40		40-45		45-50		50-55		55-60	
	NOR	ARG	NOR	ARG	NOR	ARG	NOR	ARG	NOR	ARG	NOR	ARG
7 Against 6	1/1								0/1		1/1	
6 Against 6	1/1	0/1				0/1		1/2				
Others		1/1	2/3	1/1		1/1		0/1				
Total:	2/2	1/2	2/3	1/1		1/2		1/3		0/1		1/1

GOALS/ATTACKS DURING OWN EMPTY GOAL SITUATION - ANALYSIS BY DURATION

Team	<15 sec.	15-30 sec.	30-45 sec.	45-60 sec.	>60 sec.
NOR	1/1	3/3	1/3	0/1	
ARG	2/4	3/7	2/7	0/2	1/1

SUBSTITUTION SUMMARY

Players	NOR	ARG
Goalkeeper <-> Goalkeeper	3	1
Court Player <-> Goalkeeper	16	44
Court Player <-> Court Player	50	81
Total:	69	126



Match Report

試合レポート / Compte rendu du match

Team A										Team B																																									
A										B																																									
BRA - Brazil										ESP - Spain																																									
played in										in the hall										on										at										Spectators										Match Number	
Tokyo										Yoyogi National Stadium										WED 28 JUL 2021										19:30																				17	
Half-time (30')		A		B		End of playing time		A		B		1st overtime		A		B		2nd overtime		A		B		After penalty throws		A		B																							
		16		18				25		32																																									
Number of 7m		A		Team time-out						Full name of players and officials										Team time-out						B		Number of 7m																							
3/3		3/3		1		2		3												1		2		3		4/4																									
		22:19		38:56		56:37												8:13																																	
No.	Team A						G	YC	2'	RC	BC	No.	Team B						G	YC	2'	RC	BC																												
4	SILVA Joao Pedro						6					1	PEREZ de VARGAS MORENO Gonzalo						2																																
5	TORRIANI Guilherme											3	GURBINDO MARTINEZ Eduardo						1																																
13	MORAES Rogerio						3					5	MAQUEDA PENO Jorge						2	1																															
14	PETRUS Thiagus						2		1			6	FERNANDEZ PEREZ Angel						3																																
16	da ROSA Rangel											9	ENTRERRIOS RODRIGUEZ Raul						4																																
18	BORGES Felipe						1					10	DUJSHEBAEV DOVICHEBAEVA Alex						3																																
19	CHIUFFA Fabio						4					11	SARMIENTO MELIAN Daniel						3																																
25	TEIXEIRA Vinicius						1					12	CORRALES RODAL Rodrigo																																						
33	DUTRA Leonardo						1					14	SOLE SALA Ferran						5		1																														
35	PONCIANO Thiago								2			17	FIGUERAS TREJO Adrian						4																																
37	LANGARO Haniel						4					24	MORROS de ARGILA Viran																																						
62	VIAL TERCARIOL Leonardo											27	GARCIA ROBLEDO Antonio																																						
77	HACKBARTH Rudolph						1		1			28	GOMEZ ABELLO Aleix						4																																
95	RODRIGUES Gustavo						2		1			30	GUARDIOLA VILLAPLANA Gedeon						1																																

Off.A	GONCALVES ACUNA RAMIREZ G.					Off.A	RIBERA ROMANS Jordi				
Off.B	de OLIVEIRA Marcus Ricardo					Off.B	MONTES AGUERA Cesar Jesus	1			
Off.C	BORTOLINI Leonardo					Off.C	MUNOZ BENITO Juan Jose				
Off.D	dos SANTOS Daniel Augusto					Off.D	LLORENTE RUIZ Francisco Daniel				
Off.E	AKIO UMEZU Rafael					Off.E	RIVILLA GARCIA Jesus				

A	Signatures of responsables for the teams (Off.A)										B
Remarks of referees / IHF Official											

Referees	Signatures				Signatures			
	HANSEN Mads (DEN)				MADSEN Jesper (DEN)			
Technical Officials								
	TK: SOOS Balazs (HUN)				SK: ADJEMIAN Teodoro (ARG)			
IHF Official								
	NACHEVSKI Dragan (MKD)							

Note: Number of 7m scored/awarded to resp. B, goals (G), yellow cards (YC), red cards (RC), red card after 3rd 2' suspension (X), direct red card (D) and blue cards (BC).



Results

結果 / Résultats

Match 17

BRA 25 - 32 ESP
(16 - 18) (9 - 14)

Referees: HANSEN M / MADSEN J (DEN)

BRA - Brazil

Players		Shots								Punishments				
No.	Name	G/S	%	6m	Wing	9m	7m	FB	BT	EG	YC	2Min	RC	BC
4	SILVA Joao Pedro	6/9	67	1/2		4/5				1/2				
5	TORRIANI Guilherme	0/1	0		0/1									
13	MORAES Rogerio	3/5	60	3/5										
14	PETRUS Thiagus	2/2	100					2/2				1		
16	da ROSA Rangel													
18	BORGES Felipe	1/3	33	1/1	0/1			0/1						
19	CHIUFFA Fabio	4/4	100				3/3	1/1						
25	TEIXEIRA Vinicius	1/2	50	1/2										
33	DUTRA Leonardo	1/2	50	0/1		1/1								
35	PONCIANO Thiago	0/2	0	0/1		0/1						2		
37	LANGARO Haniel	4/8	50	1/2		2/4			1/2					
62	VIAL TERCARIOL Leonardo													
77	HACKBARTH Rudolph	1/2	50		0/1			1/1					1	
95	RODRIGUES Gustavo	2/5	40	1/1		1/4							1	
Bench/Team														
Totals		25/45	56	8/15	0/3	8/15	3/3	4/5	2/4			5		

Goalkeepers		Saves							
No.	Name	S/S	%	6m	Wing	9m	7m	FB	BT
16	da ROSA Rangel	0/7	0	0/1		0/1	0/2	0/3	
62	VIAL TERCARIOL Leonardo	11/33	33	5/11	2/5	4/7	0/2	0/2	0/6
EG		3							
Totals		11/43	26	5/12	2/5	4/8	0/4	0/5	0/6

ESP - Spain

Players		Shots								Punishments				
No.	Name	G/S	%	6m	Wing	9m	7m	FB	BT	EG	YC	2Min	RC	BC
1	PEREZ de VARGAS MORENO Gonzalo	2/2	100							2/2				
3	GURBINDO MARTINEZ Eduardo	1/3	33	1/3										
5	MAQUEDA PENO Jorge	2/3	67			2/3					1			
6	FERNANDEZ PEREZ Angel	3/6	50	0/2	1/2			1/1		1/1				
9	ENTRERRIOS RODRIGUEZ Raul	4/6	67	0/1		1/2		1/1	2/2					
10	DUSHEBAEV DOVICHEBAEVA Alex	3/4	75			1/2			2/2					
11	SARMIENTO MELIAN Daniel	3/6	50	1/1		0/3			2/2					
12	CORRALES RODAL Rodrigo													
14	SOLE SALA Ferran	5/5	100		1/1		2/2	2/2				1		
17	FIGUERAS TREJO Adrian	4/7	57	4/6	0/1									
24	MORROS de ARGILA Viran													
27	GARCIA ROBLEDO Antonio	0/3	0	0/2		0/1								
28	GOMEZ ABELLO Aleix	4/4	100		1/1		2/2	1/1						
30	GUARDIOLA VILLAPLANA Gedeon	1/1	100	1/1										
Bench/Team											1			
Totals		32/50	64	7/16	3/5	4/11	4/4	5/5	6/6	3/3	2	1		

Goalkeepers		Saves							
No.	Name	S/S	%	6m	Wing	9m	7m	FB	BT
1	PEREZ de VARGAS MORENO Gonzalo	13/37	35	5/13	1/1	4/12	0/2	1/5	2/4
12	CORRALES RODAL Rodrigo	0/1	0				0/1		
Totals		13/38	34	5/13	1/1	4/12	0/3	1/5	2/4

RUNNING SCORE	
BRA - ESP	
1st Half	
SILVA JP	1 (1') 0
SOLE SALA F	1 (1') 1
SILVA JP	2 (2') 1
SOLE SALA F	2 (2') 2
MORAES R	3 (3') 2
FIGUERAS TREJO A	3 (4') 3
CHIUFFA F	4 (4') 3
LANGARO H	5 (6') 3
SILVA JP	6 (7') 3
SILVA JP	7 (9') 3
FIGUERAS TREJO A	7 (9') 4
MORAES R	8 (10') 4
SARMIENTO MELIAN D	8 (11') 5
LANGARO H	9 (12') 5
MAQUEDA PENO J	9 (12') 6
SOLE SALA F	9 (13') 7
SILVA JP	10 (14') 7
SOLE SALA F	10 (14') 8
CHIUFFA F	11 (16') 8
SARMIENTO MELIAN D	11 (17') 9
LANGARO H	12 (18') 9
GOMEZ ABELLO A	12 (19') 10
MORAES R	13 (19') 10
GOMEZ ABELLO A	13 (20') 11
FERNANDEZ PEREZ A	13 (21') 12
ENTRERRIOS RODRIG.	13 (23') 13
CHIUFFA F	14 (24') 13
FERNANDEZ PEREZ A	14 (25') 14
CHIUFFA F	15 (26') 14
ENTRERRIOS RODRIG.	15 (27') 15
BORGES F	16 (27') 15
GURBINDO MARTINEZ	16 (28') 16
SOLE SALA F	16 (29') 17
ENTRERRIOS RODRIG.	16 (30') 18
2nd Half	
LANGARO H	17 (31') 18
ENTRERRIOS RODRIG.	17 (32') 19
GOMEZ ABELLO A	17 (33') 20
RODRIGUES G	18 (33') 20
FIGUERAS TREJO A	18 (37') 21
SILVA JP	19 (37') 21
FIGUERAS TREJO A	19 (38') 22
HACKBARTH R	20 (41') 22
SARMIENTO MELIAN D	20 (41') 23
DUSHEBAEV DOVIC.	20 (42') 24
TEIXEIRA V	21 (42') 24
RODRIGUES G	22 (43') 24
DUSHEBAEV DOVIC.	22 (44') 25
GUARDIOLA VILLAPL.	22 (49') 26
PETRUS T	23 (53') 26
PETRUS T	24 (54') 26
GOMEZ ABELLO A	24 (54') 27
PEREZ de VARGAS M.	24 (55') 28
DUSHEBAEV DOVIC.	24 (56') 29
MAQUEDA PENO J	24 (58') 30
FERNANDEZ PEREZ A	24 (59') 31
PEREZ de VARGAS M.	24 (60') 32
DUTRA L	25 (60') 32

Legend:							
%	Efficiency	2Min	2-Minute Suspensions	6m	6-metre Shots	7m	7-metre Shots
9m	9-metre Shots	BC	Blue Cards	BT	Breakthroughs	D	Direct Red Card
EG	Empty Goal	FB	Fast Breaks	G/S	Goals/Shots	No.	Uniform Number
RC	Red Cards	S/S	Saves/Shots	Wing	Wing Shots	X	Red Card After 3rd 2-Minute Suspension
YC	Yellow Cards						



Match Team Statistics

チームの試合統計 / Statistiques du match par équipe

Match 17

BRA 25 - 32 ESP
(16 - 18) (9 - 14)

Referees: HANSEN M / MADSEN J (DEN)

BRA - Brazil

Players		Shots									Offence		Defence		Punishments			TP	
No.	Name	G/S	%	6m	Wing	9m	7m	FB	BT	EG	AS	TO	ST	BS	YC	2Min	RC		BC
4	SILVA Joao Pedro	6/9	67	1/2		4/5			1/2		3	3							32:05
5	TORRIANI Guilherme	0/1	0		0/1														14:17
13	MORAES Rogerio	3/5	60	3/5							2	2							41:42
14	PETRUS Thiagus	2/2	100					2/2			1	1	1	2		1			29:57
16	da ROSA Rangel																		8:32
18	BORGES Felipe	1/3	33	1/1	0/1			0/1					2						41:55
19	CHIUFFA Fabio	4/4	100				3/3	1/1											31:57
25	TEIXEIRA Vinicius	1/2	50	1/2							1	1							16:27
33	DUTRA Leonardo	1/2	50	0/1		1/1					1	1							9:20
35	PONCIANO Thiago	0/2	0	0/1		0/1					1	1	1			2			36:47
37	LANGARO Haniel	4/8	50	1/2		2/4			1/2			3							43:03
62	VIAL TERCARIOL Leonardo																		44:15
77	HACKBARTH Rudolph	1/2	50		0/1			1/1										1	29:32
95	RODRIGUES Gustavo	2/5	40	1/1		1/4					2	2						1	40:11
	Bench/Team																		
Totals		25/45	56	8/15	0/3	8/15	3/3	4/5	2/4		11	14	4	2		5			

Goalkeepers		Total Shots		6m Shots		Wing Shots		9m Shots		7m Shots		Fast Breaks		Breakthroughs	
No.	Name	S/S	%	S/S	%	S/S	%	S/S	%	S/S	%	S/S	%	S/S	%
16	da ROSA Rangel	0/7	0	0/1	0			0/1	0	0/2	0	0/3	0		
62	VIAL TERCARIOL Leonardo	11/33	33	5/11	45	2/5	40	4/7	57	0/2	0	0/2	0	0/6	0
EG		3													
Totals		11/43	26	5/12	42	2/5	40	4/8	50	0/4	0	0/5	0	0/6	0

Team Shots	Goals	Saves	Missed	Post	Blocked	Total	%
6m Shots	8	5	2			15	53
Wing Shots		1	1	1		3	0
9m Shots	8	4	1		2	15	53
7m Shots	3				N/A	3	100
Fast Breaks	4	1				5	80
Breakthroughs	2	2				4	50
Empty Goal		N/A					
Totals	25	13	4	1	2	45	56

Number of Attacks: 54, Scoring Efficiency: 46%



Match Team Statistics

チームの試合統計 / Statistiques du match par équipe

Match 17

BRA 25 - 32 ESP
(16 - 18) (9 - 14)

Referees: HANSEN M / MADSEN J (DEN)

BRA - Brazil

Shots Distribution

Players

Goals / Shots

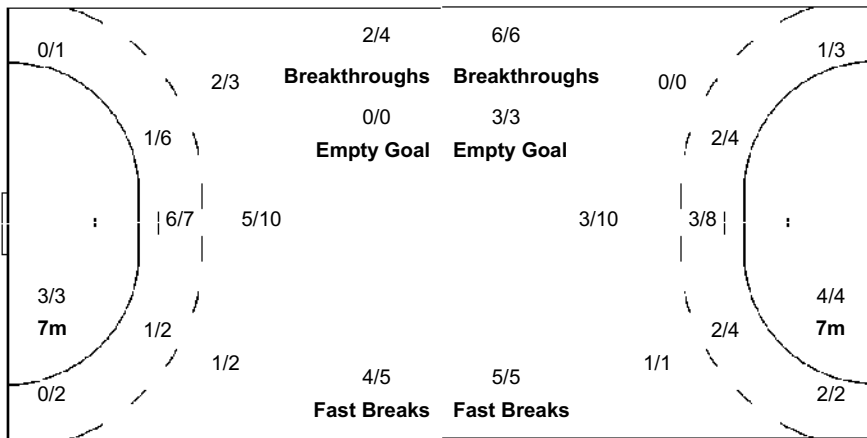
4 SILVA JP	5 TORRIANI G	13 MORAES R	14 PETRUS T	16 da ROSA R	18 BORGES F	19 CHIUFFA F
1/1	0/1	1/2	1/1		0/1	1/1
2/4		1/1			1/1	3/3
		1-Missed			1-Missed	

25 TEIXEIRA V	33 DUTRA L	35 PONCIANO T	37 LANGARO H	62 VIAL TERCARIOL L	77 HACKBARTH R	95 RODRIGUES G
0/1			0/1			
1/1	0/1		0/2			1/2
	1/1		2/2	0/1	1/1	1/1
	2-Missed				1-Post	2-Blocked

Team Goals / Shots

1/2	0/2	2/3
2/5	2/2	3/6
10/12	0/1	5/5
4-Missed	1-Post	2-Blocked

Offence



Defence

Goalkeepers Saves / Shots

	0/3	1/4
4/7		3/7
2/9	1/7	0/6

16 da ROSA R

	0/1	0/1
		0/1
0/1		0/3

62 VIAL TERCARIOL L

	0/2	1/3
4/7		3/6
2/8	1/4	0/3



Match Team Statistics

チームの試合統計 / Statistiques du match par équipe

Match 17

BRA 25 - 32 ESP
(16 - 18) (9 - 14)

Referees: HANSEN M / MADSEN J (DEN)

ESP - Spain

Players		Shots									Offence		Defence		Punishments			TP	
No.	Name	G/S	%	6m	Wing	9m	7m	FB	BT	EG	AS	TO	ST	BS	YC	2Min	RC		BC
1	PEREZ de VARGAS MORENO Gonzalo	2/2	100							2/2									59:28
3	GURBINDO MARTINEZ Eduardo	1/3	33	1/3							4		1						31:42
5	MAQUEDA PENO Jorge	2/3	67			2/3					2	1			1				17:39
6	FERNANDEZ PEREZ Angel	3/6	50	0/2	1/2			1/1		1/1									54:31
9	ENTRERRIOS RODRIGUEZ Raul	4/6	67	0/1		1/2		1/1	2/2		2			1					36:35
10	DUJSHEBAEV DOVICHEBAEVA Alex	3/4	75			1/2			2/2		3	1	1						28:42
11	SARMIENTO MELIAN Daniel	3/6	50	1/1		0/3			2/2		3	2							29:54
12	CORRALES RODAL Rodrigo																		0:17
14	SOLE SALA Ferran	5/5	100		1/1		2/2	2/2								1			28:38
17	FIGUERAS TREJO Adrian	4/7	57	4/6	0/1						1	2							35:38
24	MORROS de ARGILA Viran										1	1	1						23:48
27	GARCIA ROBLEDO Antonio	0/3	0	0/2		0/1					3	2		1					30:53
28	GOMEZ ABELLO Aleix	4/4	100		1/1		2/2	1/1						1					27:08
30	GUARDIOLA VILLAPLANA Gedeon	1/1	100	1/1							1		1						15:07
Bench/Team															1				
Totals		32/50	64	7/16	3/5	4/11	4/4	5/5	6/6	3/3	20	9	5	2	2	1			

Goalkeepers		Total Shots		6m Shots		Wing Shots		9m Shots		7m Shots		Fast Breaks		Breakthroughs	
No.	Name	S/S	%	S/S	%	S/S	%	S/S	%	S/S	%	S/S	%	S/S	%
1	PEREZ de VARGAS MORENO Gonzalo	13/37	35	5/13	38	1/1	100	4/12	33	0/2	0	1/5	20	2/4	50
12	CORRALES RODAL Rodrigo	0/1	0							0/1	0				
Totals		13/38	34	5/13	38	1/1	100	4/12	33	0/3	0	1/5	20	2/4	50

Team Shots	Goals	Saves	Missed	Post	Blocked	Total	%
6m Shots	7	5	1	2	1	16	44
Wing Shots	3	2				5	60
9m Shots	4	4	2		1	11	36
7m Shots	4				N/A	4	100
Fast Breaks	5					5	100
Breakthroughs	6					6	100
Empty Goal	3	N/A				3	100
Totals	32	11	3	2	2	50	64

Number of Attacks: 55, Scoring Efficiency: 58%



Match Team Statistics

チームの試合統計 / Statistiques du match par équipe

Match 17

BRA 25 - 32 ESP
(16 - 18) (9 - 14)

Referees: HANSEN M / MADSEN J (DEN)

ESP - Spain

Shots Distribution

Players

Goals / Shots

1 PEREZ de VARGAS M.	3 GURBINDO MARTINEZ	5 MAQUEDA PENO J	6 FERNANDEZ PEREZ A	9 ENTRERRIOS RODRIG.	10 DUJSHEBAEV DOVICH.	11 SARMIENTO MELIAN D
2/2	1/1 0/1	1/1 1/1	0/1 2/2 1/1	0/1 1/2 1/1	0/1 1/1 2/2	0/1 1/1 1/1
	1-Missed	1-Blocked	1-Post			1-Missed
12 CORRALES RODAL R	14 SOLE SALA F	17 FIGUERAS TREJO A	24 MORROS de ARGILA V	27 GARCIA ROBLEDO A	28 GOMEZ ABELLO A	30 GUARDIOLA VILLAPL.
	1/1 1/1 1/1	1/1 1/1 0/3			1/1 1/1 1/1	1/1
		2/2		1-Missed 1-Post 1-Blocked		

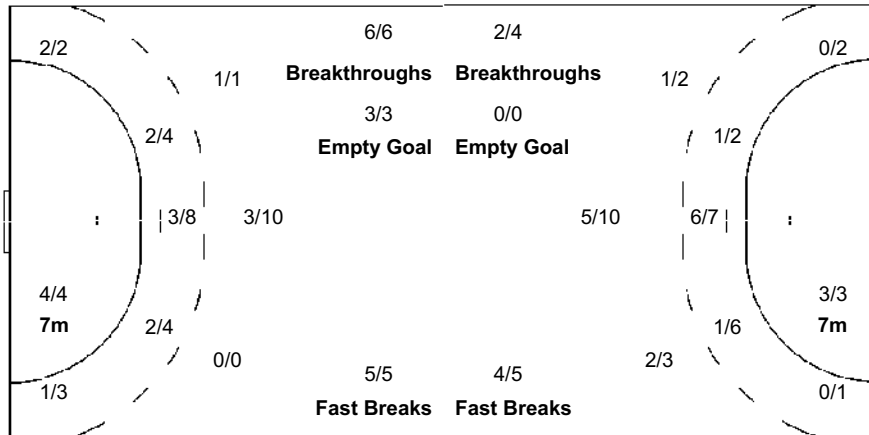
Team Goals / Shots

	3/3	3/4
	3/7	4/7
	7/9	6/6
3-Missed	2-Post	2-Blocked

Offence

Defence

Goalkeepers Saves / Shots



1/2	2/2	1/3
3/5	0/2	3/6
2/12	1/1	0/5

1 PEREZ de VARGAS M.

1/2	2/2	1/3
3/5	0/2	3/6
2/11	1/1	0/5

12 CORRALES RODAL R

0/1		

Legend:	2Min 2-Minute Suspensions	6m 6 metre Shots	7m 7-metre Shots	9m 9-metre Shots
% Efficiency	BC Blue Cards	BS Blocked Shots	BT Breakthroughs	D Direct Red Card
AS Assists	FB Fast Breaks	G/S Goals/Shots	N/A Not Applicable	No. Uniform Number
EG Empty Goal	S/S Saves/Shots	ST Steals	TO Turnover	TP Time Played
RC Red Cards	X Red Card After 3rd 2-Minute Suspension	YC Yellow Cards		
Wing Wing Shots				



Empty Goal Analysis

無人ゴール 分析 / Analyses des attaques avec but vide

Match 17

BRA 25 - 32 ESP

(16 - 18) (9 - 14)

Referees: HANSEN M / MADSEN J (DEN)

ATTACKS DURING OWN EMPTY GOAL SITUATION

Players on Court	Attacks		Goals		Saves		Missed		Blocked		Post		Turnovers		Scoring Efficiency -		Goals Against	
	BRA	ESP	BRA	ESP	BRA	ESP	BRA	ESP	BRA	ESP	BRA	ESP	BRA	ESP	BRA %ESP	BRA	ESP	
7 Against 6	6		2				1						3		33			
6 Against 6	5		1						1				3		20		3	
Others	2		1		1		1								50			
Total:	13		4		1		2		1				6		31		3	

GOALS/ATTACKS DURING OWN EMPTY GOAL SITUATION - ANALYSIS OF OCCURRENCE (in 5 min intervals)

Players on Court	1st Half											
	0-5		5-10		10-15		15-20		20-25		25-30	
	BRA	ESP	BRA	ESP	BRA	ESP	BRA	ESP	BRA	ESP	BRA	ESP
7 Against 6			1/1									
6 Against 6			1/1		0/1							
Others							1/1		0/1			
Total:			2/2		0/1		1/1		0/1			

Players on Court	2nd Half											
	30-35		35-40		40-45		45-50		50-55		55-60	
	BRA	ESP	BRA	ESP	BRA	ESP	BRA	ESP	BRA	ESP	BRA	ESP
7 Against 6			0/1				0/1		0/1		1/2	
6 Against 6									0/1		0/2	
Others												
Total:			0/1				0/1		0/2		1/4	

GOALS/ATTACKS DURING OWN EMPTY GOAL SITUATION - ANALYSIS BY DURATION

Team	<15 sec.	15-30 sec.	30-45 sec.	45-60 sec.	>60 sec.
BRA	0/3	2/6	1/3	1/1	
ESP					

SUBSTITUTION SUMMARY

Players	BRA	ESP
Goalkeeper <-> Goalkeeper	3	2
Court Player <-> Goalkeeper	24	2
Court Player <-> Court Player	117	140
Total:	144	144



Match Report

試合レポート / Compte rendu du match

Team A										Team B													
A										B													
FRA - France										GER - Germany													
played in					in the hall					on					at					Match Number			
Tokyo					Yoyogi National Stadium					WED 28 JUL 2021					21:30					18			
Half-time (30')		A	B	End of playing time		A	B	1st overtime		A	B	2nd overtime		A	B	After penalty throws		A	B				
		16	13			30	29																
Number of 7m		Team time-out			Full name of players and officials										Team time-out			B	Number of 7m				
3/3		1	2	3											1	2	3	3/3					
		27:20		53:49												10:56							
No.	Team A						G	YC	2'	RC	BC	No.	Team B						G	YC	2'	RC	BC
5	REMILI Nedim											1	BITTER Johannes										
10	MEM Dika						6					3	GENSHEIMER Uwe						3				
11	TOURNAT Nicolas						1					4	GOLLA Johannes						3				
12	GERARD Vincent						1					6	LEMKE Finn										
13	KARABATIC Nikola						2					13	PEKELER Hendrik						3	1	1		
14	MAHE Kentin						3					15	KNORR Juri										
16	GENTY Yann											17	WEINHOLD Steffen						6				
17	NGUESSAN Timothy						3					20	WEBER Philipp						3				
19	ABALO Luc						1					25	HAEFNER Kai										
21	GUIGOU Michael						4					31	SCHILLER Marcel										
22	KARABATIC Luka						2	1				33	WOLFF Andreas										
23	FABREGAS Ludovic						1					35	KUEHN Julius						2				
25	DESCAT Hugo						5					73	KASTENING Timo						7				
28	PORTE Valentin						1					95	DRUX Paul						2				

Off.A	GILLE Guillaume					Off.A	GISLASON Alfred				
Off.B	MATHE Erick					Off.B	WUDTKE Erik				
Off.C	SEBASTIEN Pierre					Off.C	ANDERSSON Mattias				
Off.E	GAUTIER Sebastien					Off.D	STEUER Kurt				
Off.F	MAURELLI Olivier					Off.E	ROTH Reinhold				

A	Signatures of responsables for the teams (Off.A)										B
Remarks of referees / IHF Official											

Referees	NACHEVSKI Gjorgji (MKD)			Signatures	NIKOLOV Slave (MKD)			Signatures
Technical Officials	TK: REISINGER Gerhard (AUT)				SK: ADJEMIAN Teodoro (ARG)			
IHF Official	JENSEN Bjarne Munk (DEN)							

Note: Number of 7m scored/awarded to resp. B, goals (G), yellow cards (YC), red cards (RC), red card after 3rd 2' suspension (X), direct red card (D) and blue cards (BC).



Results

結果 / Résultats

Match 18

FRA 30 - 29 GER

(16 - 13) (14 - 16)

Referees: NACHEVSKI G / NIKOLOV S (MKD)

FRA - France

Players		Shots									Punishments			
No.	Name	G/S	%	6m	Wing	9m	7m	FB	BT	EG	YC	2Min	RC	BC
5	REMILI Nedim	0/2	0			0/2								
10	MEM Dika	6/10	60	0/1		2/5		1/1	3/3					
11	TOURNAT Nicolas	1/1	100	1/1										
12	GERARD Vincent	1/1	100			1/1								
13	KARABATIC Nikola	2/3	67			2/3								
14	MAHE Kentin	3/4	75	1/2		2/2								
16	GENTY Yann													
17	NGUESSAN Timothy	3/5	60			1/3			2/2					
19	ABALO Luc	1/3	33		1/2			0/1						
21	GUIGOU Michael	4/4	100		3/3		1/1							
22	KARABATIC Luka	2/2	100	1/1				1/1			1			
23	FABREGAS Ludovic	1/2	50	1/2										
25	DESCAT Hugo	5/6	83		1/2		2/2	1/1		1/1				
28	PORTE Valentin	1/2	50	1/1	0/1									
Bench/Team														
Totals		30/45	67	5/8	5/8	8/16	3/3	3/4	5/5	1/1	1			

Goalkeepers		Saves							
No.	Name	S/S	%	6m	Wing	9m	7m	FB	BT
12	GERARD Vincent	9/37	24	1/10	1/5	6/11	0/2	1/4	0/5
16	GENTY Yann	0/1	0				0/1		
Totals		9/38	24	1/10	1/5	6/11	0/3	1/4	0/5

GER - Germany

Players		Shots									Punishments			
No.	Name	G/S	%	6m	Wing	9m	7m	FB	BT	EG	YC	2Min	RC	BC
1	BITTER Johannes													
3	GENSHEIMER Uwe	3/4	75		0/1		3/3							
4	GOLLA Johannes	3/4	75	2/3				1/1						
6	LEMKE Finn													
13	PEKELER Hendrik	3/3	100	3/3							1	1		
15	KNORR Juri													
17	WEINHOLD Steffen	6/8	75	2/3		2/3			2/2					
20	WEBER Philipp	3/7	43			2/6			1/1					
25	HAEFNER Kai	0/2	0			0/1			0/1					
31	SCHILLER Marcel													
33	WOLFF Andreas													
35	KUEHN Julius	2/3	67	1/1		0/1			1/1					
73	KASTENING Timo	7/8	88		4/4	1/1		2/3						
95	DRUX Paul	2/3	67	1/1		0/1			1/1					
Bench/Team														
Totals		29/42	69	9/11	4/5	5/13	3/3	3/4	5/6		1	1		

Goalkeepers		Saves							
No.	Name	S/S	%	6m	Wing	9m	7m	FB	BT
1	BITTER Johannes	2/15	13	1/3	0/3	1/4	0/1	0/2	0/2
33	WOLFF Andreas	5/21	24	2/5	1/3	2/7	0/2	0/1	0/3
EG		1							
Totals		7/37	19	3/8	1/6	3/11	0/3	0/3	0/5

RUNNING SCORE

FRA - GER	
1st Half	
MEM D	1 (2') 0
GERARD V	2 (5') 0
	2 (6') 1 KUEHN J
MEM D	3 (6') 1
NGUESSAN T	4 (7') 1
GUIGOU M	5 (9') 1
	5 (9') 2 KUEHN J
FABREGAS L	6 (10') 2
GUIGOU M	7 (11') 2
	7 (12') 3 PEKELER H
	7 (13') 4 DRUX P
MEM D	8 (14') 4
	8 (16') 5 WEINHOLD S
GUIGOU M	9 (17') 5
	9 (18') 6 GENSHEIMER U
	9 (19') 7 KASTENING T
MEM D	10 (19') 7
KARABATIC L	11 (21') 7
KARABATIC L	12 (22') 7
GUIGOU M	13 (23') 7
KARABATIC N	14 (24') 7
	14 (24') 8 WEINHOLD S
	14 (25') 9 WEINHOLD S
ABALO L	15 (25') 9
	15 (26') 10 GOLLA J
MAHE K	16 (26') 10
	16 (27') 11 GOLLA J
	16 (28') 12 KASTENING T
	16 (30') 13 GOLLA J
2nd Half	
	16 (32') 14 WEINHOLD S
	16 (32') 15 KASTENING T
MEM D	17 (33') 15
	17 (33') 16 PEKELER H
DESCAT H	18 (34') 16
	18 (37') 17 WEBER P
	18 (38') 18 WEBER P
	18 (39') 19 PEKELER H
DESCAT H	19 (41') 19
MEM D	20 (42') 19
NGUESSAN T	21 (43') 19
DESCAT H	22 (44') 19
	22 (45') 20 DRUX P
	22 (46') 21 WEINHOLD S
NGUESSAN T	23 (46') 21
	23 (47') 22 GENSHEIMER U
TOURNAT N	24 (48') 22
	24 (49') 23 KASTENING T
KARABATIC N	25 (49') 23
DESCAT H	26 (49') 23
	26 (50') 24 KASTENING T
PORTE V	27 (51') 24
	27 (51') 25 GENSHEIMER U
	27 (53') 26 KASTENING T
	27 (54') 27 WEINHOLD S
MAHE K	28 (55') 27
	28 (57') 28 KASTENING T
MAHE K	29 (58') 28
DESCAT H	30 (59') 28
	30 (60') 29 WEBER P

Legend:							
%	Efficiency	2Min	2-Minute Suspensions	6m	6-metre Shots	7m	7-metre Shots
9m	9-metre Shots	BC	Blue Cards	BT	Breakthroughs	D	Direct Red Card
EG	Empty Goal	FB	Fast Breaks	G/S	Goals/Shots	No.	Uniform Number
RC	Red Cards	S/S	Saves/Shots	Wing	Wing Shots	X	Red Card After 3rd 2-Minute Suspension
YC	Yellow Cards						



Match Team Statistics

チームの試合統計 / Statistiques du match par équipe

Match 18

FRA 30 - 29 GER
(16 - 13) (14 - 16)

Referees: NACHEVSKI G / NIKOLOV S (MKD)

FRA - France

Players		Shots									Offence		Defence		Punishments			TP	
No.	Name	G/S	%	6m	Wing	9m	7m	FB	BT	EG	AS	TO	ST	BS	YC	2Min	RC		BC
5	REMILI Nedim	0/2	0			0/2					2	3	1						21:59
10	MEM Dika	6/10	60	0/1		2/5		1/1	3/3		2	2		1					50:57
11	TOURNAT Nicolas	1/1	100	1/1															11:10
12	GERARD Vincent	1/1	100			1/1													59:45
13	KARABATIC Nikola	2/3	67			2/3					2	4							27:46
14	MAHE Kentin	3/4	75	1/2		2/2					3								14:50
16	GENTY Yann																		0:15
17	NGUESSAN Timothy	3/5	60			1/3			2/2		2	1							30:30
19	ABALO Luc	1/3	33		1/2			0/1				1							30:20
21	GUIGOU Michael	4/4	100		3/3		1/1												28:06
22	KARABATIC Luka	2/2	100	1/1				1/1					1		1				38:04
23	FABREGAS Ludovic	1/2	50	1/2							1		1						48:32
25	DESCAT Hugo	5/6	83		1/2		2/2	1/1		1/1			1						30:00
28	PORTE Valentin	1/2	50	1/1	0/1						2								27:46
	Bench/Team																		
	Totals	30/45	67	5/8	5/8	8/16	3/3	3/4	5/5	1/1	14	11	4	1	1				

Goalkeepers		Total Shots		6m Shots		Wing Shots		9m Shots		7m Shots		Fast Breaks		Breakthroughs	
No.	Name	S/S	%	S/S	%	S/S	%	S/S	%	S/S	%	S/S	%	S/S	%
12	GERARD Vincent	9/37	24	1/10	10	1/5	20	6/11	55	0/2	0	1/4	25	0/5	0
16	GENTY Yann	0/1	0							0/1	0				
	Totals	9/38	24	1/10	10	1/5	20	6/11	55	0/3	0	1/4	25	0/5	0

Team Shots	Goals	Saves	Missed	Post	Blocked	Total	%
6m Shots	5	3				8	63
Wing Shots	5	1	1	1		8	63
9m Shots	8	3	2	1	2	16	50
7m Shots	3				N/A	3	100
Fast Breaks	3		1			4	75
Breakthroughs	5					5	100
Empty Goal	1	N/A				1	100
Totals	30	7	4	2	2	45	67

Number of Attacks: 52, Scoring Efficiency: 58%



Match Team Statistics

チームの試合統計 / Statistiques du match par équipe

Match 18

FRA 30 - 29 GER
(16 - 13) (14 - 16)

Referees: NACHEVSKI G / NIKOLOV S (MKD)

FRA - France

Shots Distribution

Players

Goals / Shots

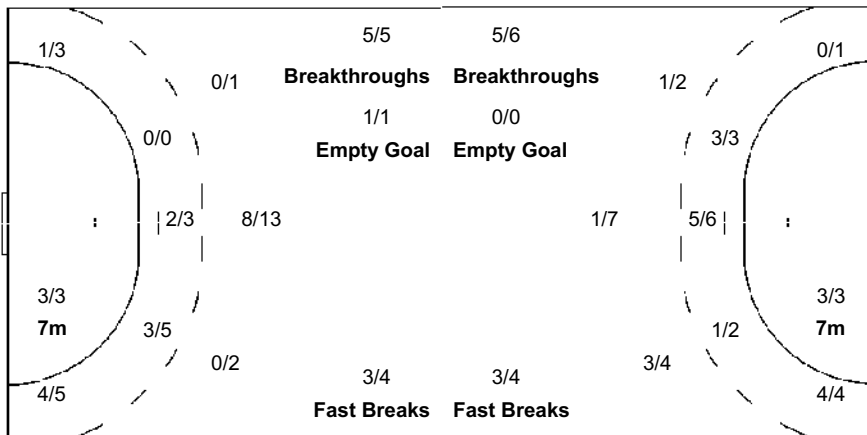
5 REMILI N	10 MEM D	11 TOURNAT N	12 GERARD V	13 KARABATIC N	14 MAHE K	16 GENTY Y
0/1	1/1 1/1 1/1					
				0/1		
	3/4		1/1	1/1	1/1	2/2
1-Missed	1-Post 1-Blocked					

17 NGUESSAN T	19 ABALO L	21 GUIGOU M	22 KARABATIC L	23 FABREGAS L	25 DESCAT H	28 PORTE V
1/1		2/2 1/1			1/1 1/1	
1/1			1/1	0/1		0/1
1/1		1/1	1/1	1/1	1/1 1/1 1/1	1/1
1-Missed	1-Blocked 1-Missed 1-Post				1-Missed	

Team Goals / Shots

1/1	4/4	4/4
1/3		1/4
9/10	2/2	8/9
4-Missed	2-Post	2-Blocked

Offence



Goalkeepers Saves / Shots

0/1		0/3
2/5	1/2	1/1
2/12	0/2	3/12

12 GERARD V

0/1		0/3
2/5	1/2	1/1
2/12	0/2	3/11

16 GENTY Y

		0/1



Match Team Statistics

チームの試合統計 / Statistiques du match par équipe

Match 18

FRA 30 - 29 GER

(16 - 13) (14 - 16)

Referees: NACHEVSKI G / NIKOLOV S (MKD)

GER - Germany

Players		Shots									Offence		Defence		Punishments			TP		
No.	Name	G/S	%	6m	Wing	9m	7m	FB	BT	EG	AS	TO	ST	BS	YC	2Min	RC		BC	
1	BITTER Johannes																			22:25
3	GENSHEIMER Uwe	3/4	75		0/1		3/3													58:13
4	GOLLA Johannes	3/4	75	2/3				1/1				1		1						39:21
6	LEMKE Finn																			12:16
13	PEKELER Hendrik	3/3	100	3/3							1			1	1	1				44:31
15	KNORR Juri											2								3:35
17	WEINHOLD Steffen	6/8	75	2/3		2/3			2/2		6	2								49:36
20	WEBER Philipp	3/7	43			2/6			1/1		2									28:02
25	HAEFNER Kai	0/2	0			0/1			0/1			1								9:29
31	SCHILLER Marcel																			
33	WOLFF Andreas																			33:21
35	KUEHN Julius	2/3	67	1/1		0/1			1/1			1								11:19
73	KASTENING Timo	7/8	88		4/4	1/1		2/3					2							59:53
95	DRUX Paul	2/3	67	1/1		0/1			1/1		5	4	1							47:59
	Bench/Team											1								
Totals		29/42	69	9/11	4/5	5/13	3/3	3/4	5/6		14	12	3	2	1	1				

Goalkeepers		Total Shots		6m Shots		Wing Shots		9m Shots		7m Shots		Fast Breaks		Breakthroughs	
No.	Name	S/S	%	S/S	%	S/S	%	S/S	%	S/S	%	S/S	%	S/S	%
1	BITTER Johannes	2/15	13	1/3	33	0/3	0	1/4	25	0/1	0	0/2	0	0/2	0
33	WOLFF Andreas	5/21	24	2/5	40	1/3	33	2/7	29	0/2	0	0/1	0	0/3	0
EG		1													
Totals		7/37	19	3/8	38	1/6	17	3/11	27	0/3	0	0/3	0	0/5	0

Team Shots	Goals	Saves	Missed	Post	Blocked	Total	%
6m Shots	9	1	1			11	82
Wing Shots	4	1				5	80
9m Shots	5	6	1		1	13	38
7m Shots	3				N/A	3	100
Fast Breaks	3	1				4	75
Breakthroughs	5		1			6	83
Empty Goal		N/A					
Totals	29	9	3		1	42	69

Number of Attacks: 53, Scoring Efficiency: 55%



Match Team Statistics

チームの試合統計 / Statistiques du match par équipe

Match 18

FRA 30 - 29 GER
(16 - 13) (14 - 16)

Referees: NACHEVSKI G / NIKOLOV S (MKD)

GER - Germany

Shots Distribution

Players

Goals / Shots

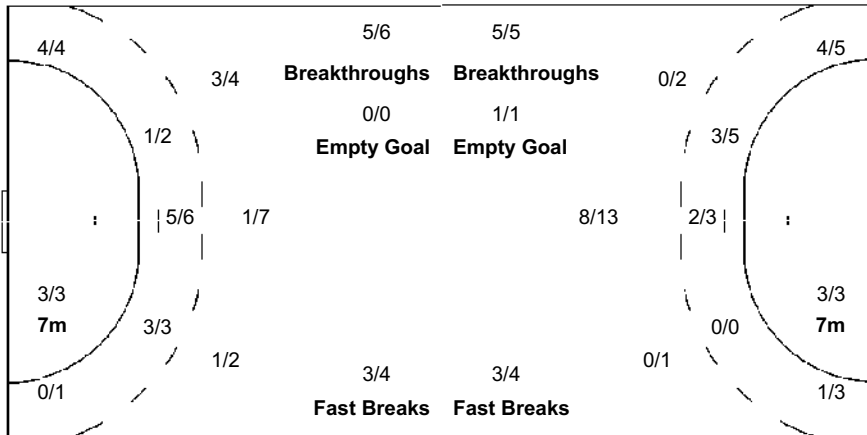
1 BITTER J	3 GENSHEIMER U	4 GOLLA J	6 LEMKE F	13 PEKELER H	15 KNORR J	17 WEINHOLD S
		1/1				
		0/1				1/1
	1/1	2/3		2/2	1/1	4/5
						1/1
						1-Missed

20 WEBER P	25 HAEFNER K	31 SCHILLER M	33 WOLFF A	35 KUEHN J	73 KASTENING T	95 DRUX P
1/1						1/1
0/1	0/1				2/2	1/1
2/3				1/1	1/1	0/1
					2/3	1/1
1-Missed	1-Missed			1-Blocked		

Team Goals / Shots

1/1	3/3
3/5	1/2
10/12	9/12
3-Missed	1-Blocked

Offence



Goalkeepers Saves / Shots

0/1	0/4	0/4
2/3		3/4
1/10	0/2	1/9

1 BITTER J

0/1	0/2	0/2
0/1		
1/7	0/1	1/1

33 WOLFF A

	0/2	0/2
2/2		3/4
0/3		0/8

Legend:			
%	Efficiency	2Min	2-Minute Suspensions
AS	Assists	BC	Blue Cards
EG	Empty Goal	FB	Fast Breaks
RC	Red Cards	S/S	Saves/Shots
Wing	Wing Shots	X	Red Card After 3rd 2-Minute Suspension
6m	6 metre Shots	BS	Blocked Shots
G/S	Goals/Shots	ST	Steals
7m	7-metre Shots	YC	Yellow Cards
BT	Breakthroughs	N/A	Not Applicable
TO	Turnover	TP	Time Played
9m	9-metre Shots	D	Direct Red Card
No.	Uniform Number		



Empty Goal Analysis

無人ゴール 分析 / Analyses des attaques avec but vide

Match 18

FRA 30 - 29 GER

(16 - 13) (14 - 16)

Referees: NACHEVSKI G / NIKOLOV S (MKD)

ATTACKS DURING OWN EMPTY GOAL SITUATION

Players on Court	Attacks		Goals		Saves		Missed		Blocked		Post		Turnovers		Scoring Efficiency -		Goals Against	
	FRA	GER	FRA	GER	FRA	GER	FRA	GER	FRA	GER	FRA	GER	FRA	GER	FRA	%GER	FRA	GER
7 Against 6		6		4									2		67			1
6 Against 6		1		0		1									0			
Others																		
Total:		7		4		1							2		57			1

GOALS/ATTACKS DURING OWN EMPTY GOAL SITUATION - ANALYSIS OF OCCURRENCE (in 5 min intervals)

Players on Court	1st Half											
	0-5		5-10		10-15		15-20		20-25		25-30	
	FRA	GER	FRA	GER	FRA	GER	FRA	GER	FRA	GER	FRA	GER
7 Against 6								1/1				
6 Against 6												
Others												
Total:								1/1				

Players on Court	2nd Half											
	30-35		35-40		40-45		45-50		50-55		55-60	
	FRA	GER	FRA	GER	FRA	GER	FRA	GER	FRA	GER	FRA	GER
7 Against 6						1/2				1/1		1/2
6 Against 6				0/1								
Others												
Total:				0/1		1/2				1/1		1/2

GOALS/ATTACKS DURING OWN EMPTY GOAL SITUATION - ANALYSIS BY DURATION

Team	<15 sec.	15-30 sec.	30-45 sec.	45-60 sec.	>60 sec.
FRA					
GER	2/3		0/1	1/1	1/2

SUBSTITUTION SUMMARY

Players	FRA	GER
Goalkeeper <-> Goalkeeper	2	1
Court Player <-> Goalkeeper	0	20
Court Player <-> Court Player	85	82
Total:	87	103



Match Report

試合レポート / Compte rendu du match

Team A										Team B																																									
A										B																																									
ARG - Argentina										BRA - Brazil																																									
played in										in the hall										on										at										Spectators										Match Number	
Tokyo										Yoyogi National Stadium										FRI 30 JUL 2021										09:00																				19	
Half-time (30')		A		B		End of playing time		A		B		1st overtime		A		B		2nd overtime		A		B		After penalty throws		A		B																							
		7		14				23		25																																									
Number of 7m		A		Team time-out						Full name of players and officials										Team time-out						B		Number of 7m																							
2/3		1		13:53		2		21:04		3		38:56												1		27:48		2		45:09		3		59:24		2/2															
No.	Team A						G	YC	2'	RC	BC	No.	Team B						G	YC	2'	RC	BC																												
3	PIZARRO Federico						1					4	SILVA Joao Pedro						7																																
4	SIMONET Sebastian Alejandro						1					5	TORRIANI Guilherme																																						
5	VAINSTEIN Pablo						1					13	MORAES Rogerio						1																																
6	SIMONET Diego Esteban						1					14	PETRUS Thiagus						1		1	D																													
7	PIZARRO Ignacio						3		1			16	da ROSA Rangel																																						
8	SIMONET Pablo Ariel						2					18	BORGES Felipe								1																														
10	MARTINEZ CAMI Pedro						1			D		19	CHIUFFA Fabio						2	1																															
11	MOSCARIELLO Lucas Dario						1		2			25	TEIXEIRA Vinicius						1																																
15	CAROU Gonzalo Matias								1			33	DUTRA Leonardo																																						
20	MARTINEZ Ramiro						6					35	PONCIANO Thiago						1																																
22	MOURINO Gaston Alberto						1					37	LANGARO Haniel						5		1																														
40	MACIEL Leonel Carlos Sergio						1	1				62	VIAL TERCARIOL Leonardo																																						
77	BONANNO Nicolas						4					77	HACKBARTH Rudolph						4		1																														
87	BAR Juan Manuel											95	RODRIGUES Gustavo						3		1																														

Off.A	MILANO Guillermo	1				Off.A	GONCALVES ACUNA RAMIREZ G.				
Off.B	CADENAS MONTANES Manuel					Off.B	de OLIVEIRA Marcus Ricardo				
Off.C	CAZON Guillermo Hector					Off.C	BORTOLINI Leonardo				
Off.D	MARINO Carlos Eduardo					Off.D	dos SANTOS Daniel Augusto				
						Off.E	AKIO UMEZU Rafael				

A	Signatures of responsables for the teams (Off.A)										B
Remarks of referees / IHF Official											

Referees	LAH Bojan (SLO)	Signatures	SOK David (SLO)	Signatures
Technical Officials	TK: RATZ Felix (SUI)		SK: REISINGER Gerhard (AUT)	
IHF Official	SOEDAL Per Morten (NOR)			

Note: Number of 7m scored/awarded to resp. B, goals (G), yellow cards (YC), red cards (RC), red card after 3rd 2' suspension (X), direct red card (D) and blue cards (BC).



Results

結果 / Résultats

Match 19

ARG 23 - 25 BRA
 (7 - 14) (16 - 11)

Referees: LAH B / SOK D (SLO)

ARG - Argentina

Players		Shots									Punishments			
No.	Name	G/S	%	6m	Wing	9m	7m	FB	BT	EG	YC	2Min	RC	BC
3	PIZARRO Federico	1/4	25	1/2		0/2								
4	SIMONET Sebastian Alejandro	1/3	33			0/1	0/1		1/1					
5	VAINSTEIN Pablo	1/2	50	1/2										
6	SIMONET Diego Esteban	1/2	50	1/1					0/1					
7	PIZARRO Ignacio	3/5	60	1/2	2/2	0/1						1		
8	SIMONET Pablo Ariel	2/3	67				2/2		0/1					
10	MARTINEZ CAMI Pedro	1/1	100	1/1									D	
11	MOSCARIELLO Lucas Dario	1/2	50	1/2								2		
15	CAROU Gonzalo Matias											1		
20	MARTINEZ Ramiro	6/11	55		4/7			2/4						
22	MOURINO Gaston Alberto	1/3	33	1/2						0/1				
40	MACIEL Leonel Carlos Sergio	1/1	100						2/2	1/1	1			
77	BONANNO Nicolas	4/6	67	2/3		0/1			2/2					
87	BAR Juan Manuel													
Bench/Team											1			
Totals		23/43	53	9/15	6/9	0/5	2/3	2/4	3/5	1/2	2	4	1	

Goalkeepers		Saves										
No.	Name	S/S	%	6m	Wing	9m	7m	FB	BT	EG		
40	MACIEL Leonel Carlos Sergio	7/21	33	2/7	1/1	3/6	0/1	0/1	1/5			
87	BAR Juan Manuel	1/9	11	0/1	0/1	1/5	0/1		0/1			
EG		3										
Totals		8/33	24	2/8	1/2	4/11	0/2	0/1	1/6			

BRA - Brazil

Players		Shots									Punishments			
No.	Name	G/S	%	6m	Wing	9m	7m	FB	BT	EG	YC	2Min	RC	BC
4	SILVA Joao Pedro	7/8	88	2/2		3/4			2/2					
5	TORRIANI Guilherme													
13	MORAES Rogerio	1/1	100	1/1										
14	PETRUS Thiagus	1/2	50			0/1				1/1		1	D	
16	da ROSA Rangel													
18	BORGES Felipe												1	
19	CHIUFFA Fabio	2/2	100	1/1	1/1						1			
25	TEIXEIRA Vinicius	1/1	100	1/1										
33	DUTRA Leonardo	0/4	0	0/2		0/2								
35	PONCIANO Thiago	1/3	33			0/1		0/1		1/1				
37	LANGARO Haniel	5/8	63	0/1		3/4			2/2	0/1		1		
62	VIAL TERCARIOL Leonardo													
77	HACKBARTH Rudolph	4/5	80		0/1		2/2	1/1		1/1			1	
95	RODRIGUES Gustavo	3/6	50	1/2		1/2			1/2				1	
Bench/Team														
Totals		25/40	63	6/10	1/2	7/14	2/2	1/2	5/6	3/4	1	5	1	

Goalkeepers		Saves										
No.	Name	S/S	%	6m	Wing	9m	7m	FB	BT	EG		
16	da ROSA Rangel	1/2	50				1/2					
62	VIAL TERCARIOL Leonardo	9/30	30	3/12	1/7	2/2	0/1	2/4	1/4			
EG		1										
Totals		10/33	30	3/12	1/7	2/2	1/3	2/4	1/4			

RUNNING SCORE

ARG - BRA	
1st Half	
MARTINEZ CAMI P	1 (1') 0
	1 (3') 1 SILVA JP
	1 (4') 2 RODRIGUES G
MARTINEZ R	2 (5') 2
	2 (7') 3 LANGARO H
	2 (8') 4 CHIUFFA F
SIMONET DE	3 (11') 4
	3 (11') 5 SILVA JP
	3 (14') 6 SILVA JP
PIZARRO F	4 (15') 6
	4 (15') 7 LANGARO H
	4 (17') 8 SILVA JP
	4 (19') 9 SILVA JP
SIMONET PA	5 (20') 9
	5 (21') 10 LANGARO H
	5 (23') 11 CHIUFFA F
	5 (24') 12 PONCIANO T
	5 (26') 13 MORAES R
MARTINEZ R	6 (28') 13
	6 (30') 14 SILVA JP
VAINSTEIN P	7 (30') 14

2nd Half	
	7 (31') 15 HACKBARTH R
MARTINEZ R	8 (32') 15
	8 (33') 16 SILVA JP
BONANNO N	9 (33') 16
	9 (35') 17 RODRIGUES G
PIZARRO I	10 (35') 17
	10 (37') 18 LANGARO H
	10 (37') 19 HACKBARTH R
	10 (39') 20 RODRIGUES G
	10 (39') 21 HACKBARTH R
	10 (41') 22 LANGARO H
PIZARRO I	11 (41') 22
MOSCARIELLO LD	12 (43') 22
BONANNO N	13 (44') 22
BONANNO N	14 (45') 22
MACIEL L	15 (45') 22
MARTINEZ R	16 (47') 22
PIZARRO I	17 (48') 22
BONANNO N	18 (49') 22
MARTINEZ R	19 (51') 22
SIMONET SA	20 (52') 22
	20 (52') 23 PETRUS T
MOURINO GA	21 (53') 23
	21 (56') 24 HACKBARTH R
MARTINEZ R	22 (59') 24
	22 (60') 25 TEIXEIRA V
SIMONET PA	23 (60') 25

Legend:							
%	Efficiency	2Min	2-Minute Suspensions	6m	6-metre Shots	7m	7-metre Shots
9m	9-metre Shots	BC	Blue Cards	BT	Breakthroughs	D	Direct Red Card
EG	Empty Goal	FB	Fast Breaks	G/S	Goals/Shots	No.	Uniform Number
RC	Red Cards	S/S	Saves/Shots	Wing	Wing Shots	X	Red Card After 3rd 2-Minute Suspension
YC	Yellow Cards						



Match Team Statistics

チームの試合統計 / Statistiques du match par équipe

Match 19

ARG 23 - 25 BRA
(7 - 14) (16 - 11)

Referees: LAH B / SOK D (SLO)

ARG - Argentina

Players		Shots									Offence		Defence		Punishments			TP	
No.	Name	G/S	%	6m	Wing	9m	7m	FB	BT	EG	AS	TO	ST	BS	YC	2Min	RC		BC
3	PIZARRO Federico	1/4	25	1/2		0/2						1							14:32
4	SIMONET Sebastian Alejandro	1/3	33			0/1	0/1		1/1		1	2							28:46
5	VAINSTEIN Pablo	1/2	50	1/2								1							51:33
6	SIMONET Diego Esteban	1/2	50	1/1					0/1										7:20
7	PIZARRO Ignacio	3/5	60	1/2	2/2	0/1							1			1			56:21
8	SIMONET Pablo Ariel	2/3	67				2/2		0/1		2	1							24:49
10	MARTINEZ CAMI Pedro	1/1	100	1/1							1	1	1					D	23:25
11	MOSCARIELLO Lucas Dario	1/2	50	1/2								2				2			36:55
15	CAROU Gonzalo Matias															1			9:28
20	MARTINEZ Ramiro	6/11	55		4/7			2/4				1							48:14
22	MOURINO Gaston Alberto	1/3	33	1/2						0/1				1					21:46
40	MACIEL Leonel Carlos Sergio	1/1	100							1/1	1				1				38:24
77	BONANNO Nicolas	4/6	67	2/3		0/1			2/2		6	3	2	2					44:17
87	BAR Juan Manuel																		14:10
	Bench/Team															1			
Totals		23/43	53	9/15	6/9	0/5	2/3	2/4	3/5	1/2	11	12	4	3	2	4	1		

Goalkeepers		Total Shots		6m Shots		Wing Shots		9m Shots		7m Shots		Fast Breaks		Breakthroughs	
No.	Name	S/S	%	S/S	%	S/S	%	S/S	%	S/S	%	S/S	%	S/S	%
40	MACIEL Leonel Carlos Sergio	7/21	33	2/7	29	1/1	100	3/6	50	0/1	0	0/1	0	1/5	20
87	BAR Juan Manuel	1/9	11	0/1	0	0/1	0	1/5	20	0/1	0			0/1	0
EG		3													
Totals		8/33	24	2/8	25	1/2	50	4/11	36	0/2	0	0/1	0	1/6	17

Team Shots	Goals	Saves	Missed	Post	Blocked	Total	%
6m Shots	9	3	1	2		15	60
Wing Shots	6	1	1	1		9	67
9m Shots		2			3	5	0
7m Shots	2	1			N/A	3	67
Fast Breaks	2	2				4	50
Breakthroughs	3	1	1			5	60
Empty Goal	1	N/A	1			2	50
Totals	23	10	4	3	3	43	53

Number of Attacks: 52, Scoring Efficiency: 44%



Match Team Statistics

チームの試合統計 / Statistiques du match par équipe

Match 19

ARG 23 - 25 BRA
(7 - 14) (16 - 11)

Referees: LAH B / SOK D (SLO)

ARG - Argentina

Shots Distribution

Players

Goals / Shots

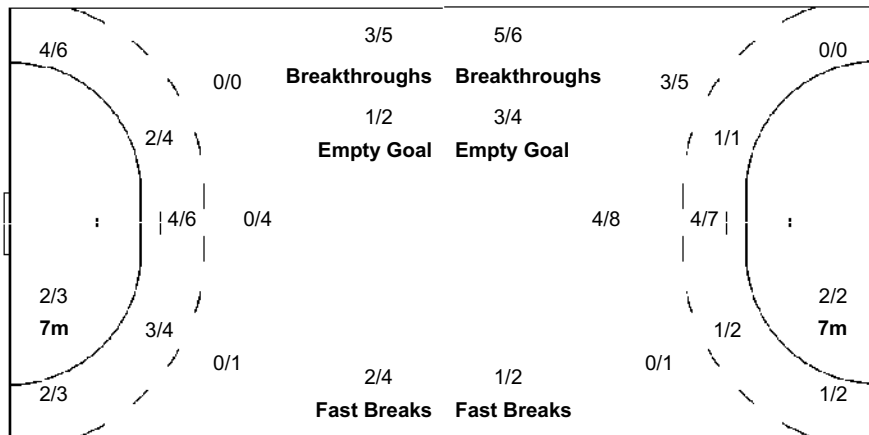
3 PIZARRO F	4 SIMONET SA	5 VAINSTEIN P	6 SIMONET DE	7 PIZARRO I	8 SIMONET PA	10 MARTINEZ CAMI P
1/2	1/2		1/1		1/1	1/1
0/1	0/1	1/1		2/2	0/1	
1-Blocked		1-Post	1-Missed	1-Missed	1-Blocked	

11 MOSCARIELLO LD	15 CAROU GM	20 MARTINEZ R	22 MOURINO GA	40 MACIEL L	77 BONANNO N	87 BAR JM
		1/1			1/1	
1/1		0/1	0/1	1/1	0/1	
		3/3	1/2		2/2	
1-Post		1-Missed 1-Post	1-Missed		1-Blocked	

Team Goals / Shots

1/1	1/1	
5/6	1/3	4/5
4/4	4/7	3/6
4-Missed	3-Post	3-Blocked

Offence



Defence

Goalkeepers Saves / Shots

	1/1	0/2
1/5	2/2	1/2
2/11	0/5	1/5

40 MACIEL L

	1/1	
1/4	2/2	1/2
1/8	0/2	1/2

87 BAR JM

		0/2
0/1		
1/3		0/3



Match Team Statistics

チームの試合統計 / Statistiques du match par équipe

Match 19

ARG 23 - 25 BRA

(7 - 14) (16 - 11)

Referees: LAH B / SOK D (SLO)

BRA - Brazil

Players		Shots									Offence		Defence		Punishments			TP	
No.	Name	G/S	%	6m	Wing	9m	7m	FB	BT	EG	AS	TO	ST	BS	YC	2Min	RC		BC
4	SILVA Joao Pedro	7/8	88	2/2		3/4			2/2		2	6	1						31:29
5	TORRIANI Guilherme																		1:22
13	MORAES Rogerio	1/1	100	1/1							1								30:03
14	PETRUS Thiagus	1/2	50			0/1				1/1	1	1		2		1	D		34:26
16	da ROSA Rangel																		0:27
18	BORGES Felipe											1	2				1		60:00
19	CHIUFFA Fabio	2/2	100	1/1	1/1										1				31:21
25	TEIXEIRA Vinicius	1/1	100	1/1								2							14:03
33	DUTRA Leonardo	0/4	0	0/2		0/2					1								7:43
35	PONCIANO Thiago	1/3	33			0/1		0/1		1/1			1	1					30:34
37	LANGARO Haniel	5/8	63	0/1		3/4			2/2	0/1	2	1	1				1		46:39
62	VIAL TERCARIOL Leonardo																		54:58
77	HACKBARTH Rudolph	4/5	80		0/1		2/2	1/1		1/1			1					1	27:45
95	RODRIGUES Gustavo	3/6	50	1/2		1/2			1/2		1	4						1	49:10
Bench/Team																			
Totals		25/40	63	6/10	1/2	7/14	2/2	1/2	5/6	3/4	8	15	6	3	1	5	1		

Goalkeepers		Total Shots		6m Shots		Wing Shots		9m Shots		7m Shots		Fast Breaks		Breakthroughs	
No.	Name	S/S	%	S/S	%	S/S	%	S/S	%	S/S	%	S/S	%	S/S	%
16	da ROSA Rangel	1/2	50							1/2	50				
62	VIAL TERCARIOL Leonardo	9/30	30	3/12	25	1/7	14	2/2	100	0/1	0	2/4	50	1/4	25
EG		1													
Totals		10/33	30	3/12	25	1/7	14	2/2	100	1/3	33	2/4	50	1/4	25

Team Shots	Goals	Saves	Missed	Post	Blocked	Total	%
6m Shots	6	2	1		1	10	60
Wing Shots	1	1				2	50
9m Shots	7	4		1	2	14	50
7m Shots	2				N/A	2	100
Fast Breaks	1		1			2	50
Breakthroughs	5	1				6	83
Empty Goal	3	N/A	1			4	75
Totals	25	8	3	1	3	40	63

Number of Attacks: 52, Scoring Efficiency: 48%



Match Team Statistics

チームの試合統計 / Statistiques du match par équipe

Match 19

ARG 23 - 25 BRA
(7 - 14) (16 - 11)

Referees: LAH B / SOK D (SLO)

BRA - Brazil

Shots Distribution

Players

Goals / Shots

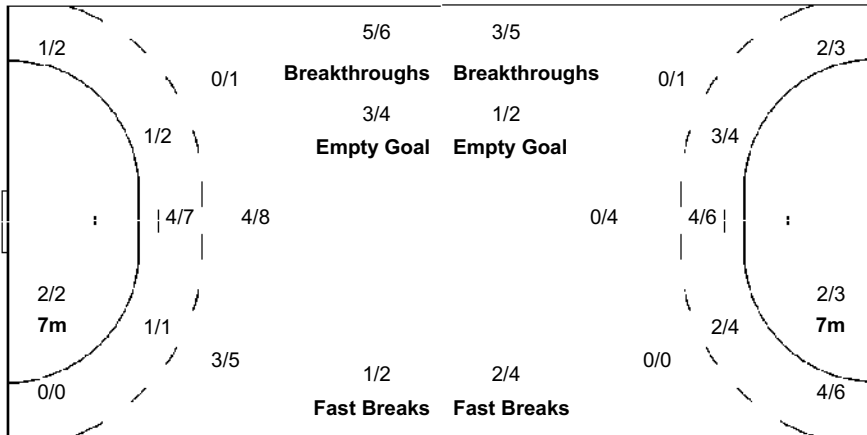
4 SILVA JP	5 TORRIANI G	13 MORAES R	14 PETRUS T	16 da ROSA R	18 BORGES F	19 CHIUFFA F
2/2						
3/3		1/1	1/1			1/1
				1-Blocked		

25 TEIXEIRA V	33 DUTRA L	35 PONCIANO T	37 LANGARO H	62 VIAL TERCARIOL L	77 HACKBARTH R	95 RODRIGUES G
	0/1		1/1		1/1	
1/1	0/1	0/1 1/1	1/1 1/1 2/3		0/1	2/2 0/1
	0/1	1-Blocked 1-Missed	1-Missed 1-Blocked		1/1 2/2	1-Missed 1-Post

Team Goals / Shots

	0/1	2/2
4/5	0/2	1/2
9/11	5/5	4/5
3-Missed	1-Post	3-Blocked

Offence



Goalkeepers Saves / Shots

0/1	0/1	
1/6	2/3	1/5
0/4	3/7	3/6

16 da ROSA R

1/2		
-----	--	--

62 VIAL TERCARIOL L

0/1	0/1	
0/4	2/2	1/5
0/4	3/7	3/6

Legend:		
%	Efficiency	
AS	Assists	
EG	Empty Goal	
RC	Red Cards	
Wing	Wing Shots	
2Min	2-Minute Suspensions	
BC	Blue Cards	
FB	Fast Breaks	
S/S	Saves/Shots	
X	Red Card After 3rd 2-Minute Suspension	
6m	6 metre Shots	
BS	Blocked Shots	
G/S	Goals/Shots	
ST	Steals	
YC	Yellow Cards	
7m	7-metre Shots	
BT	Breakthroughs	
N/A	Not Applicable	
TO	Turnover	
9m	9-metre Shots	
D	Direct Red Card	
No.	Uniform Number	
TP	Time Played	



Empty Goal Analysis

無人ゴール 分析 / Analyses des attaques avec but vide

Match 19

ARG 23 - 25 BRA
(7 - 14) (16 - 11)

Referees: LAH B / SOK D (SLO)

ATTACKS DURING OWN EMPTY GOAL SITUATION

Players on Court	Attacks		Goals		Saves		Missed		Blocked		Post		Turnovers		Scoring Efficiency -		Goals Against	
	ARG	BRA	ARG	BRA	ARG	BRA	ARG	BRA	ARG	BRA	ARG	BRA	ARG	BRA	ARG	%BRA	ARG	BRA
7 Against 6	8		4		2								2		50		1	
6 Against 6	5	8	1	3	1	1	1		1		1		1	4	20	38	2	1
Others		1		1											100			
Total:	13	9	5	4	3	1	1		1		1		3	4	38	44	3	1

GOALS/ATTACKS DURING OWN EMPTY GOAL SITUATION - ANALYSIS OF OCCURRENCE (in 5 min intervals)

Players on Court	1st Half											
	0-5		5-10		10-15		15-20		20-25		25-30	
	ARG	BRA	ARG	BRA	ARG	BRA	ARG	BRA	ARG	BRA	ARG	BRA
7 Against 6									0/2			
6 Against 6				1/1					0/1			1/4
Others												
Total:				1/1					0/3			1/4

Players on Court	2nd Half											
	30-35		35-40		40-45		45-50		50-55		55-60	
	ARG	BRA	ARG	BRA	ARG	BRA	ARG	BRA	ARG	BRA	ARG	BRA
7 Against 6	1/1								2/2		1/3	
6 Against 6	1/1	1/1	0/2			0/1		0/1			0/1	
Others				1/1								
Total:	2/2	1/1	0/2	1/1		0/1		0/1	2/2		1/4	

GOALS/ATTACKS DURING OWN EMPTY GOAL SITUATION - ANALYSIS BY DURATION

Team	<15 sec.	15-30 sec.	30-45 sec.	45-60 sec.	>60 sec.
ARG	1/3	3/4	0/4	0/1	1/1
BRA		2/5	1/2	1/1	0/1

SUBSTITUTION SUMMARY

Players	ARG	BRA
Goalkeeper <-> Goalkeeper	3	4
Court Player <-> Goalkeeper	24	14
Court Player <-> Court Player	62	130
Total:	89	148



Match Report

試合レポート / Compte rendu du match

Team A										Team B																																									
A										B																																									
BRN - Bahrain										JPN - Japan																																									
played in										in the hall										on										at										Spectators										Match Number	
Tokyo										Yoyogi National Stadium										FRI 30 JUL 2021										11:00																				20	
Half-time (30')		A		B		End of playing time		A		B		1st overtime		A		B		2nd overtime		A		B		After penalty throws		A		B																							
		16		17				32		30																																									
Number of 7m		A		Team time-out						Full name of players and officials										Team time-out						B		Number of 7m																							
0/1				1		2		3												1		2		3																											
				12:56		47:58		53:12												23:58		59:27																													
No.	Team A						G	YC	2'	RC	BC	No.	Team B						G	YC	2'	RC	BC																												
1	MAHFOODH Husain											10	SUGIOKA Naoki																																						
3	EID Ali						2					12	IWASHITA Yuta																																						
8	ALI Hasan						1					13	KASAHARA Kenya																																						
9	ALSAMAHJI Hasan											15	BAIG Adamyuki						4																																
15	ABDULREDHA Mohamed								1			18	NARITA Kohei								1																														
18	FADHUL Ahmed						4					19	TOKUDA Shinnosuke						2																																
19	ALI Mohamed						5	1				20	WATANABE Jin						2		1																														
21	ALI Mohamed											21	DOI Remi Anri						4		1																														
50	ALMAQABI Ahmed											22	SAKAI Motoki																																						
77	ALI Ali Merza						5					25	MOTOKI Hiroki						7																																
89	HABIB Mahdi						1					31	YOSHINO Tatsuki						6		1																														
93	AHMED Mohamed						7		1			33	AGARIE Yuto						1																																
95	MOHAMED Mohamed								1			38	MIZUMACHI Kotaro						4																																
99	ALSAYYAD Husain						7		1			43	YOSHIDA Shuichi																																						

Off.A	ALNAJEM Ahmed							Off.A	TODOROKI Manabu						
Off.B	KRIST JANSSON Aron	1						Off.B	SIGURDSSON Dagur						
Off.C	ABDULLA Esam							Off.C	PARECKI Antoni Jerzy						
Off.D	ALMESHAIMA Maitham							Off.D	OKIMOTO Nobukazu						
Off.E	EATMADI Ismaeel							Off.E	IIDA Junichiro						

A	Signatures of responsables for the teams (Off.A)										B
Remarks of referees / IHF Official											

Referees	Signatures		Signatures	
	RALUY LOPEZ Oscar (ESP)		SABROSO RAMIREZ Angel (ESP)	
Technical Officials	Signatures		Signatures	
	TK: ADJEMIAN Teodoro (ARG)		SK: SEDREZ Salvio (BRA)	
IHF Official	Signatures		Signatures	
	POSAVEC Josip (CRO)			

Note: Number of 7m scored/awarded to resp. B, goals (G), yellow cards (YC), red cards (RC), red card after 3rd 2' suspension (X), direct red card (D) and blue cards (BC).



Results

結果 / Résultats

Match 20

BRN 32 - 30 JPN
 (16 - 17) (16 - 13)

Referees: RALUY LOPEZ O / SABROSO RAMIREZ A (ESP)

BRN - Bahrain

Players		Shots									Punishments			
No.	Name	G/S	%	6m	Wing	9m	7m	FB	BT	EG	YC	2Min	RC	BC
1	MAHFOODH Husain													
3	EID Ali	2/2	100	2/2										
8	ALI Hasan	1/1	100						1/1					
9	ALSAMAHJI Hasan	0/1	0					0/1						
15	ABDULREDHA Mohamed											1		
18	FADHUL Ahmed	4/5	80		4/4					0/1				
19	ALI Mohamed	5/6	83	5/6							1			
21	ALI Mohamed													
50	ALMAQABI Ahmed	0/2	0			0/2								
77	ALI Ali Merza	5/6	83	0/1		3/3			2/2					
89	HABIB Mahdi	1/3	33		0/2					1/1				
93	AHMED Mohamed	7/9	78	2/2		4/5	0/1		1/1			1		
95	MOHAMED Mohamed	0/1	0						0/1				1	
99	ALSAYYAD Husain	7/10	70	3/3		1/4		1/1	2/2				1	
Bench/Team											1			
Totals		32/46	70	12/14	4/6	8/14	0/1	1/2	6/7	1/2	2	4		

Goalkeepers		Saves							
No.	Name	S/S	%	6m	Wing	9m	7m	FB	BT
1	MAHFOODH Husain	0/3	0		0/1	0/1		0/1	
21	ALI Mohamed	10/37	27	3/7	0/8	5/14		1/3	1/5
Totals		10/40	25	3/7	0/9	5/15		1/4	1/5

JPN - Japan

Players		Shots									Punishments			
No.	Name	G/S	%	6m	Wing	9m	7m	FB	BT	EG	YC	2Min	RC	BC
10	SUGIOKA Naoki													
12	IWASHITA Yuta													
13	KASAHARA Kenya													
15	BAIG Adamyuki	4/8	50	0/2		3/5		1/1						
18	NARITA Kohei											1		
19	TOKUDA Shinnosuke	2/5	40	1/2		0/1		0/1	1/1					
20	WATANABE Jin	2/5	40	1/1	0/2	1/2						1		
21	DOI Remi Anri	4/4	100		4/4								1	
22	SAKAI Motoki													
25	MOTOKI Hiroki	7/7	100		5/5	1/1		1/1						
31	YOSHINO Tatsuki	6/10	60	1/2		2/5		1/1	2/2			1		
33	AGARIE Yuto	1/4	25	1/1	0/1	0/2								
38	MIZUMACHI Kotaro	4/6	67			3/4			1/2					
43	YOSHIDA Shuichi	0/1	0	0/1										
Bench/Team														
Totals		30/50	60	4/9	9/12	10/20		3/4	4/5			4		

Goalkeepers		Saves							
No.	Name	S/S	%	6m	Wing	9m	7m	FB	BT
12	IWASHITA Yuta	0/9	0	0/4	0/1	0/3			0/1
22	SAKAI Motoki	6/28	21	2/10	1/4	1/6		1/2	1/6
EG			1						
Totals		6/38	16	2/14	1/5	1/9		1/2	1/7

RUNNING SCORE

BRN - JPN	
1st Half	
0 (2) 1	MIZUMACHI K
1 (3) 1	ALI AM
1 (4) 2	WATANABE J
2 (4) 2	ALSAYYAD H
3 (7) 2	ALI M
3 (7) 3	MOTOKI H
4 (8) 3	FADHUL A
5 (9) 3	AHMED M
5 (10) 4	YOSHINO T
5 (12) 5	YOSHINO T
5 (13) 6	DOI RA
5 (13) 7	YOSHINO T
6 (14) 7	AHMED M
6 (15) 8	YOSHINO T
7 (15) 8	FADHUL A
7 (16) 9	MIZUMACHI K
8 (16) 9	ALI M
9 (17) 9	ALI M
10 (18) 9	ALSAYYAD H
10 (18) 10	MIZUMACHI K
11 (18) 10	HABIB M
11 (19) 11	TOKUDA S
12 (20) 11	AHMED M
12 (20) 12	YOSHINO T
12 (22) 13	YOSHINO T
13 (23) 13	AHMED M
14 (24) 13	FADHUL A
14 (25) 14	BAIG A
15 (25) 14	FADHUL A
15 (26) 15	MOTOKI H
15 (28) 16	MOTOKI H
16 (28) 16	EID A
16 (29) 17	BAIG A
2nd Half	
17 (31) 17	ALSAYYAD H
17 (32) 18	WATANABE J
18 (32) 18	ALI AM
18 (33) 19	DOI RA
19 (34) 19	ALI AM
19 (34) 20	MOTOKI H
20 (35) 20	ALI AM
21 (36) 20	ALSAYYAD H
22 (38) 20	ALSAYYAD H
22 (39) 21	MOTOKI H
23 (39) 21	ALI M
23 (40) 22	TOKUDA S
24 (42) 22	ALSAYYAD H
24 (44) 23	BAIG A
24 (45) 24	MIZUMACHI K
25 (46) 24	ALI H
25 (47) 25	AGARIE Y
25 (48) 26	BAIG A
26 (49) 26	ALSAYYAD H
27 (50) 26	AHMED M
28 (52) 26	EID A
28 (52) 27	DOI RA
29 (53) 27	AHMED M
29 (53) 28	DOI RA
30 (54) 28	ALI AM
30 (54) 29	MOTOKI H
31 (59) 29	ALI M
31 (59) 30	MOTOKI H
32 (60) 30	AHMED M

Legend:							
%	Efficiency	2Min	2-Minute Suspensions	6m	6-metre Shots	7m	7-metre Shots
9m	9-metre Shots	BC	Blue Cards	BT	Breakthroughs	D	Direct Red Card
EG	Empty Goal	FB	Fast Breaks	G/S	Goals/Shots	No.	Uniform Number
RC	Red Cards	S/S	Saves/Shots	Wing	Wing Shots	X	Red Card After 3rd 2-Minute Suspension
YC	Yellow Cards						



Match Team Statistics

チームの試合統計 / Statistiques du match par équipe

Match 20

BRN 32 - 30 JPN

(16 - 17) (16 - 13)

Referees: RALUY LOPEZ O / SABROSO RAMIREZ A (ESP)

BRN - Bahrain

Players		Shots									Offence		Defence		Punishments			TP		
No.	Name	G/S	%	6m	Wing	9m	7m	FB	BT	EG	AS	TO	ST	BS	YC	2Min	RC		BC	
1	MAHFOODH Husain																			5:23
3	EID Ali	2/2	100	2/2																20:41
8	ALI Hasan	1/1	100						1/1											15:05
9	ALSAMAHJI Hasan	0/1	0					0/1												33:31
15	ABDULREDHA Mohamed													1		1				10:52
18	FADHUL Ahmed	4/5	80		4/4					0/1										56:48
19	ALI Mohamed	5/6	83	5/6									1	2	1					40:48
21	ALI Mohamed																			50:32
50	ALMAQABI Ahmed	0/2	0			0/2					1									21:22
77	ALI Ali Merza	5/6	83	0/1		3/3			2/2		1	5	1							46:17
89	HABIB Mahdi	1/3	33		0/2					1/1			2							25:25
93	AHMED Mohamed	7/9	78	2/2		4/5	0/1		1/1		3	4						1		42:54
95	MOHAMED Mohamed	0/1	0						0/1				3						1	4:54
99	ALSAYYAD Husain	7/10	70	3/3		1/4		1/1	2/2		5	2	1						1	45:28
Bench/Team												1				1				
Totals		32/46	70	12/14	4/6	8/14	0/1	1/2	6/7	1/2	10	17	3	3	2	4				

Goalkeepers		Total Shots		6m Shots		Wing Shots		9m Shots		7m Shots		Fast Breaks		Breakthroughs	
No.	Name	S/S	%	S/S	%	S/S	%	S/S	%	S/S	%	S/S	%	S/S	%
1	MAHFOODH Husain	0/3	0			0/1	0	0/1	0			0/1	0		
21	ALI Mohamed	10/37	27	3/7	43	0/8	0	5/14	36			1/3	33	1/5	20
Totals		10/40	25	3/7	43	0/9	0	5/15	33			1/4	25	1/5	20

Team Shots	Goals	Saves	Missed	Post	Blocked	Total	%
6m Shots	12	2				14	86
Wing Shots	4	1		1		6	67
9m Shots	8	1	1		4	14	57
7m Shots				1	N/A	1	0
Fast Breaks	1	1				2	50
Breakthroughs	6	1				7	86
Empty Goal	1	N/A	1			2	50
Totals	32	6	2	2	4	46	70

Number of Attacks: 58, Scoring Efficiency: 55%



Match Team Statistics

チームの試合統計 / Statistiques du match par équipe

Match 20

BRN 32 - 30 JPN
(16 - 17) (16 - 13)

Referees: RALUY LOPEZ O / SABROSO RAMIREZ A (ESP)

BRN - Bahrain

Shots Distribution

Players

Goals / Shots

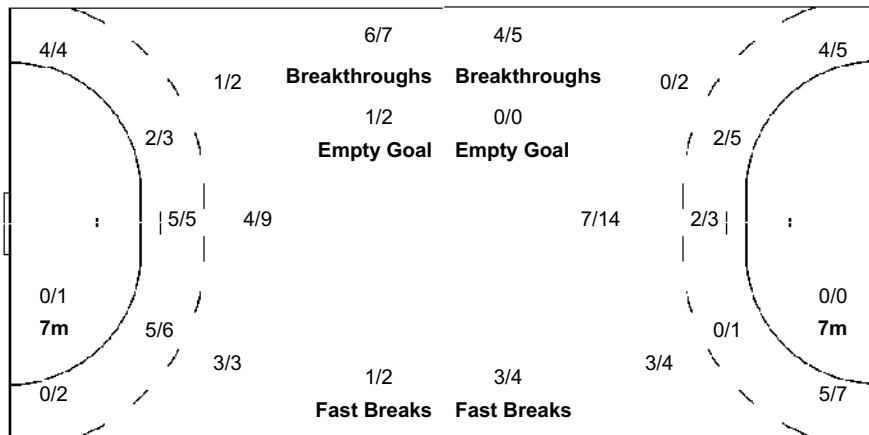
1 MAHFOODH H	3 EID A	8 ALI H	9 ALSAMAHJI H	15 ABDULREDHA M	18 FADHUL A	19 ALI M
			0/1		1/1	
		1/1			1/1	2/3
		1/1			1/1	2/2
					1/1	1/1
					1-Missed	
21 ALI M	50 ALMAQABI A	77 ALI AM	89 HABIB M	93 AHMED M	95 MOHAMED M	99 ALSAYYAD H
		2/2			1/1	
		0/1	1/1			1/1
					0/1	
		2/2		3/4	3/3	5/5
	1-Missed	1-Blocked	1-Post	1-Post		3-Blocked

Team

Goals / Shots

3/3	0/1	1/1
3/5	1/2	4/5
11/12		9/9
2-Missed	2-Post	4-Blocked

Offence



Goalkeepers

Saves / Shots

2/7	0/1	0/4
1/6	1/1	3/9
1/7	1/1	1/4

1 MAHFOODH H

		0/1
0/1		
		0/1

21 ALI M

2/7	0/1	0/3
1/5	1/1	3/9
1/7	1/1	1/3



Match Team Statistics

チームの試合統計 / Statistiques du match par équipe

Match 20

BRN 32 - 30 JPN

(16 - 17) (16 - 13)

Referees: RALUY LOPEZ O / SABROSO RAMIREZ A (ESP)

JPN - Japan

Players		Shots									Offence		Defence		Punishments			TP	
No.	Name	G/S	%	6m	Wing	9m	7m	FB	BT	EG	AS	TO	ST	BS	YC	2Min	RC		BC
10	SUGIOKA Naoki																		4:26
12	IWASHITA Yuta																		13:19
13	KASAHARA Kenya																		45:58
15	BAIG Adamyuki	4/8	50	0/2		3/5		1/1				1		1					24:35
18	NARITA Kohei										1		1	3		1			31:31
19	TOKUDA Shinnosuke	2/5	40	1/2		0/1		0/1	1/1		5	1							40:36
20	WATANABE Jin	2/5	40	1/1	0/2	1/2					1	3				1			38:03
21	DOI Remi Anri	4/4	100		4/4						2		1			1			45:35
22	SAKAI Motoki																		42:07
25	MOTOKI Hiroki	7/7	100		5/5	1/1		1/1			1	1							36:38
31	YOSHINO Tatsuki	6/10	60	1/2		2/5		1/1	2/2			1				1			31:15
33	AGARIE Yuto	1/4	25	1/1	0/1	0/2					2		1						24:22
38	MIZUMACHI Kotaro	4/6	67			3/4			1/2		1	2							27:12
43	YOSHIDA Shuichi	0/1	0	0/1								1							14:23
	Bench/Team																		
	Totals	30/50	60	4/9	9/12	10/20		3/4	4/5		13	10	3	4		4			

Goalkeepers		Total Shots		6m Shots		Wing Shots		9m Shots		7m Shots		Fast Breaks		Breakthroughs	
No.	Name	S/S	%	S/S	%	S/S	%	S/S	%	S/S	%	S/S	%	S/S	%
12	IWASHITA Yuta	0/9	0	0/4	0	0/1	0	0/3	0					0/1	0
22	SAKAI Motoki	6/28	21	2/10	20	1/4	25	1/6	17			1/2	50	1/6	17
	EG		1												
	Totals	6/38	16	2/14	14	1/5	20	1/9	11			1/2	50	1/7	14

Team Shots	Goals	Saves	Missed	Post	Blocked	Total	%
6m Shots	4	3	1	1		9	44
Wing Shots	9		1	2		12	75
9m Shots	10	5	2		3	20	50
7m Shots					N/A		
Fast Breaks	3	1				4	75
Breakthroughs	4	1				5	80
Empty Goal		N/A					
Totals	30	10	4	3	3	50	60

Number of Attacks: 58, Scoring Efficiency: 52%



Match Team Statistics

チームの試合統計 / Statistiques du match par équipe

Match 20

BRN 32 - 30 JPN

(16 - 17) (16 - 13)

Referees: RALUY LOPEZ O / SABROSO RAMIREZ A (ESP)

JPN - Japan

Shots Distribution

Players

Goals / Shots

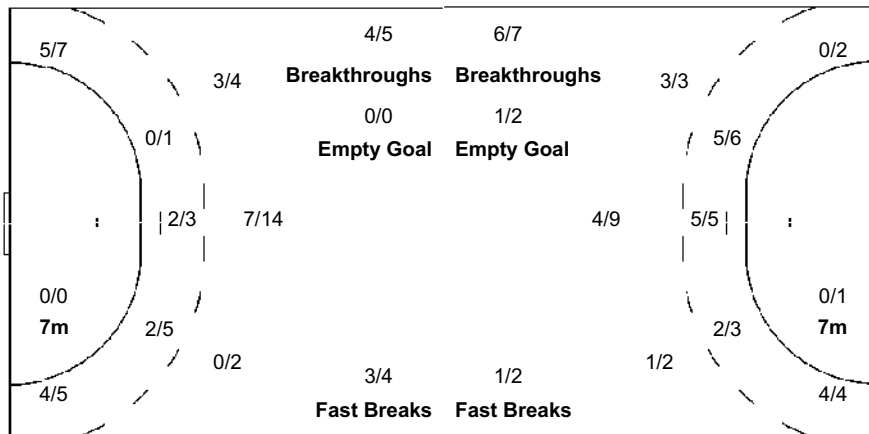
10 SUGIOKA N	12 IWASHITA Y	13 KASAHARA K	15 BAIG A	18 NARITA K	19 TOKUDA S	20 WATANABE J
			0/1		1/2	
						0/1
			1/1		1/2	1/1
					0/1	
			1-Missed	1-Blocked		2-Post

21 DOI RA	22 SAKAI M	25 MOTOKI H	31 YOSHINO T	33 AGARIE Y	38 MIZUMACHI K	43 YOSHIDA S
		1/1	2/2		1/1	
		3/3	1/1		1/1	
2/2		1/1	0/1		1/2	
1/1			2/3	1/1	1/1	
		2/2		1-Blocked	0/1	
			1-Missed	1-Blocked	2-Missed	1-Blocked
						1-Post

Team Goals / Shots

5/7	1/1	4/4
5/6	0/1	6/9
6/7	0/1	3/4
4-Missed	3-Post	3-Blocked

Offence



Defence

Goalkeepers Saves / Shots

0/3	1/1	0/1
2/5	1/2	1/5
1/12		0/9

12 IWASHITA Y		
0/1		0/1
0/2		0/5

22 SAKAI M		
0/3	1/1	0/1
2/4	1/1	1/4
1/10		0/4

Legend:			
%	Efficiency	2Min	2-Minute Suspensions
AS	Assists	BC	Blue Cards
EG	Empty Goal	FB	Fast Breaks
RC	Red Cards	S/S	Saves/Shots
Wing	Wing Shots	X	Red Card After 3rd 2-Minute Suspension
6m	6 metre Shots	BS	Blocked Shots
G/S	Goals/Shots	ST	Steals
7m	7-metre Shots	YC	Yellow Cards
BT	Breakthroughs		
N/A	Not Applicable		
TO	Turnover		
9m	9-metre Shots		
D	Direct Red Card		
No.	Uniform Number		
TP	Time Played		



Empty Goal Analysis

無人ゴール 分析 / Analyses des attaques avec but vide

Match 20

BRN 32 - 30 JPN

(16 - 17) (16 - 13)

Referees: RALUY LOPEZ O / SABROSO RAMIREZ A (ESP)

ATTACKS DURING OWN EMPTY GOAL SITUATION

Players on Court	Attacks		Goals		Saves		Missed		Blocked		Post		Turnovers		Scoring Efficiency -		Goals Against		
	BRN	JPN	BRN	JPN	BRN	JPN	BRN	JPN	BRN	JPN	BRN	JPN	BRN	JPN	BRN	%JPN	BRN	JPN	
7 Against 6	2	9	1	4		2		1					1	2	50	44			1
6 Against 6	2	3	1	2	1							1	1		50	67			
Others	2	2	2	2											100	100			
Total:	6	14	4	8	1	2		1				1	2	2	67	57			1

GOALS/ATTACKS DURING OWN EMPTY GOAL SITUATION - ANALYSIS OF OCCURRENCE (in 5 min intervals)

Players on Court	1st Half											
	0-5		5-10		10-15		15-20		20-25		25-30	
	BRN	JPN	BRN	JPN	BRN	JPN	BRN	JPN	BRN	JPN	BRN	JPN
7 Against 6		0/1	1/1	1/1					2/2			0/1
6 Against 6										0/1		
Others										1/1		
Total:		0/1	1/1	1/1				2/2		1/2		0/1

Players on Court	2nd Half											
	30-35		35-40		40-45		45-50		50-55		55-60	
	BRN	JPN	BRN	JPN	BRN	JPN	BRN	JPN	BRN	JPN	BRN	JPN
7 Against 6		1/2				0/1			0/1			0/1
6 Against 6		1/1	0/1	1/1					1/1			
Others			2/2	1/1								
Total:		2/3	2/3	2/2		0/1			1/2			0/1

GOALS/ATTACKS DURING OWN EMPTY GOAL SITUATION - ANALYSIS BY DURATION

Team	<15 sec.	15-30 sec.	30-45 sec.	45-60 sec.	>60 sec.
BRN		2/3	2/2	0/1	
JPN	5/8	3/5	0/1		

SUBSTITUTION SUMMARY

Players	BRN	JPN
Goalkeeper <-> Goalkeeper	1	3
Court Player <-> Goalkeeper	14	38
Court Player <-> Court Player	67	69
Total:	82	110



Match Report

試合レポート / Compte rendu du match

Team A										Team B																																									
A										B																																									
FRA - France										ESP - Spain																																									
played in										in the hall										on										at										Spectators										Match Number	
Tokyo										Yoyogi National Stadium										FRI 30 JUL 2021										14:15																				21	
Half-time (30')		A		B		End of playing time		A		B		1st overtime		A		B		2nd overtime		A		B		After penalty throws		A		B																							
		18		12				36		31																																									
Number of 7m		A		Team time-out																				B				Number of 7m																							
3/3		1		27:37		2		3																2/3																											
No.	Team A						G	YC	2'	RC	BC	No.	Team B						G	YC	2'	RC	BC																												
5	REMILI Nedim						9					1	PEREZ de VARGAS MORENO Gonzalo																																						
10	MEM Dika						3					3	GURBINDO MARTINEZ Eduardo						2																																
11	TOURNAT Nicolas						4					5	MAQUEDA PENO Jorge						1																																
12	GERARD Vincent											6	FERNANDEZ PEREZ Angel						1																																
13	KARABATIC Nikola											9	ENTRERRIOS RODRIGUEZ Raul						1																																
14	MAHE Kentin						3					10	DUJSHEBAEV DOVICHEBAEVA Alex						5		1																														
16	GENTY Yann											11	SARMIENTO MELIAN Daniel						4																																
17	NGUESSAN Timothy						3	1	2			12	CORRALES RODAL Rodrigo																																						
19	ABALO Luc						3					13	AGUINAGALDE AQUIZU Julen						3																																
21	GUIGOU Michael						1					14	SOLE SALA Ferran						3																																
22	KARABATIC Luka											17	FIGUERAS TREJO Adrian						2																																
23	FABREGAS Ludovic						1		1			27	GARCIA ROBLEDO Antonio						4																																
25	DESCAT Hugo						7					28	GOMEZ ABELLO Aleix						5																																
28	PORTE Valentin						2					30	GUARDIOLA VILLAPLANA Gedeon																																						

Off.A	GILLE Guillaume	1				Off.A	RIBERA ROMANS Jordi		1		
Off.B	MATHE Erick					Off.B	MONTES AGUERA Cesar Jesus	1			
Off.C	SEBASTIEN Pierre					Off.C	MUNOZ BENITO Juan Jose				
Off.D	MABIRE Jean-Christophe					Off.D	LLORENTE RUIZ Francisco Daniel				
Off.F	MAURELLI Olivier					Off.E	RIVILLA GARCIA Jesus				

A	Signatures of responsables for the teams (Off.A)										B
Remarks of referees / IHF Official											

Referees	HORACEK Vaclav (CZE)		Signatures	NOVOTNY Jiri (CZE)		Signatures
Technical Officials	TK: NACHEVSKI Dragan (MKD)		Signatures	SK: POSAVEC Josip (CRO)		Signatures
IHF Official	JENSEN Bjarne Munk (DEN)		Signatures			Signatures

Note: Number of 7m scored/awarded to resp. B, goals (G), yellow cards (YC), red cards (RC), red card after 3rd 2' suspension (X), direct red card (D) and blue cards (BC).



Results

結果 / Résultats

Match 21

FRA 36 - 31 ESP
(18 - 12) (18 - 19)

Referees: HORACEK V / NOVOTNY J (CZE)

FRA - France

Players		Shots									Punishments			
No.	Name	G/S	%	6m	Wing	9m	7m	FB	BT	EG	YC	2Min	RC	BC
5	REMILI Nedim	9/10	90	1/1		3/3		2/2	3/4					
10	MEM Dika	3/4	75	1/1		1/2			1/1					
11	TOURNAT Nicolas	4/6	67	3/5				1/1						
12	GERARD Vincent													
13	KARABATIC Nikola	0/2	0	0/1		0/1								
14	MAHE Kentin	3/4	75	1/1		1/1		0/1	1/1					
16	GENTY Yann													
17	NGUESSAN Timothy	3/4	75	0/1		2/2			1/1		1	2		
19	ABALO Luc	3/5	60	1/1	1/3			1/1						
21	GUIGOU Michael	1/1	100				1/1							
22	KARABATIC Luka													
23	FABREGAS Ludovic	1/2	50	1/2								1		
25	DESCAT Hugo	7/7	100		4/4		2/2	1/1						
28	PORTE Valentin	2/2	100		1/1			1/1						
Bench/Team											1			
Totals		36/47	77	8/13	6/8	7/9	3/3	6/7	6/7		2	3		

Goalkeepers		Saves									
No.	Name	S/S	%	6m	Wing	9m	7m	FB	BT	EG	
12	GERARD Vincent	11/41	27	5/12	2/6	2/6	1/3	0/5	1/9		
16	GENTY Yann										
EG		1									
Totals		11/42	26	5/12	2/6	2/6	1/3	0/5	1/9		

ESP - Spain

Players		Shots									Punishments			
No.	Name	G/S	%	6m	Wing	9m	7m	FB	BT	EG	YC	2Min	RC	BC
1	PEREZ de VARGAS MORENO Gonzalo													
3	GURBINDO MARTINEZ Eduardo	2/3	67	1/1					1/2					
5	MAQUEDA PENO Jorge	1/5	20	0/2		1/3								
6	FERNANDEZ PEREZ Angel	1/3	33	0/1	1/2									
9	ENTRERRIOS RODRIGUEZ Raul	1/4	25			0/2			1/2					
10	DJUSHEBAEV DOVICHEBAEVA Alex	5/8	63	0/1		0/2		1/1	3/3	1/1		1		
11	SARMIENTO MELIAN Daniel	4/4	100	1/1		1/1			2/2					
12	CORRALES RODAL Rodrigo													
13	AGUINAGALDE AQUIZU Julien	3/3	100	3/3										
14	SOLE SALA Ferran	3/5	60	0/1	1/2		2/2							
17	FIGUERAS TREJO Adrian	2/2	100		1/1			1/1						
27	GARCIA ROBLEDO Antonio	4/7	57	1/1	0/1	2/4			1/1					
28	GOMEZ ABELLO Aleix	5/6	83	1/1	1/1		0/1	3/3						
30	GUARDIOLA VILLAPLANA Gedeon													
Bench/Team											1	1		
Totals		31/50	62	7/12	4/7	4/12	2/3	5/5	8/10	1/1	1	2		

Goalkeepers		Saves								
No.	Name	S/S	%	6m	Wing	9m	7m	FB	BT	EG
1	PEREZ de VARGAS MORENO Gonzalo	5/23	22	4/8	0/5	0/3	0/2	1/4	0/1	
12	CORRALES RODAL Rodrigo	3/21	14	1/5	1/2	0/4	0/1	0/3	1/6	
Totals		8/44	18	5/13	1/7	0/7	0/3	1/7	1/7	

RUNNING SCORE

FRA - ESP	
1st Half	
MEM D	1 (1') 0
REMILI N	1 (4') 1 SOLE SALA F
NGUESSAN T	2 (4') 1
NGUESSAN T	3 (5') 1
REMILI N	4 (7') 1
REMILI N	4 (8') 2 SOLE SALA F
NGUESSAN T	5 (8') 2
REMILI N	5 (9') 3 MAQUEDA PENO J
REMILI N	6 (10') 3
REMILI N	6 (11') 4 DJUSHEBAEV DOVICH.
REMILI N	6 (12') 5 AGUINAGALDE AQUIZU
REMILI N	6 (14') 6 SARMIENTO MELIAN D
MEM D	7 (14') 6
REMILI N	8 (16') 6
REMILI N	9 (17') 6
ABALO L	10 (17') 6
REMILI N	10 (18') 7 SARMIENTO MELIAN D
REMILI N	10 (19') 8 GURBINDO MARTINEZ
TOURNAT N	11 (20') 8
MEM D	12 (21') 8
TOURNAT N	13 (22') 8
REMILI N	13 (23') 9 SOLE SALA F
ABALO L	14 (24') 9
REMILI N	15 (26') 9
REMILI N	15 (26') 10 ENTRERRIOS RODRIG.
ABALO L	16 (26') 10
REMILI N	16 (28') 11 DJUSHEBAEV DOVICH.
REMILI N	16 (29') 12 DJUSHEBAEV DOVICH.
GUIGOU M	17 (29') 12
REMILI N	18 (30') 12
2nd Half	
REMILI N	18 (32') 13 GOMEZ ABELLO A
REMILI N	19 (33') 13
REMILI N	19 (33') 14 GURBINDO MARTINEZ
REMILI N	19 (35') 15 DJUSHEBAEV DOVICH.
REMILI N	19 (36') 16 AGUINAGALDE AQUIZU
DESCAT H	20 (36') 16
REMILI N	20 (38') 17 FIGUERAS TREJO A
MAHE K	21 (38') 17
PORTE V	22 (39') 17
REMILI N	22 (40') 18 FIGUERAS TREJO A
DESCAT H	23 (40') 18
DESCAT H	23 (42') 19 DJUSHEBAEV DOVICH.
DESCAT H	24 (44') 19
REMILI N	25 (44') 19
FABREGAS L	26 (45') 19
REMILI N	26 (47') 20 SARMIENTO MELIAN D
DESCAT H	27 (47') 20
REMILI N	27 (48') 21 GOMEZ ABELLO A
REMILI N	28 (48') 21
REMILI N	28 (49') 22 GOMEZ ABELLO A
DESCAT H	29 (50') 22
MAHE K	30 (51') 22
REMILI N	30 (52') 23 GARCIA ROBLEDO A
REMILI N	30 (52') 24 GOMEZ ABELLO A
REMILI N	30 (54') 25 FERNANDEZ PEREZ A
DESCAT H	31 (54') 25
DESCAT H	31 (55') 26 GARCIA ROBLEDO A
TOURNAT N	32 (55') 26
REMILI N	32 (56') 27 AGUINAGALDE AQUIZU
REMILI N	32 (57') 28 GARCIA ROBLEDO A
DESCAT H	33 (57') 28
REMILI N	33 (58') 29 SARMIENTO MELIAN D
MAHE K	34 (59') 29
REMILI N	34 (59') 30 GOMEZ ABELLO A
TOURNAT N	35 (60') 30
REMILI N	35 (60') 31 GARCIA ROBLEDO A
PORTE V	36 (60') 31



Yoyogi National Stadium
 国立代々木競技場
 Stade national de Yoyogi

FRI 30 JUL 2021
 Start Time: 14:15

Handball
 ハンドボール / Handball

Men
 男子 / Hommes

Preliminary Round Group A
 予選ラウンド - グループA / Tour préliminaire - groupe A



Results
 結果 / Résultats

Match 21

Legend:		
%	Efficiency	
9m	9-metre Shots	
EG	Empty Goal	
RC	Red Cards	
YC	Yellow Cards	
2Min	2-Minute Suspensions	
BC	Blue Cards	
FB	Fast Breaks	
S/S	Saves/Shots	
6m	6-metre Shots	
BT	Breakthroughs	
G/S	Goals/Shots	
Wing	Wing Shots	
7m	7-metre Shots	
D	Direct Red Card	
No.	Uniform Number	
X	Red Card After 3rd 2-Minute Suspension	



Match Team Statistics

チームの試合統計 / Statistiques du match par équipe

Match 21

FRA 36 - 31 ESP
(18 - 12) (18 - 19)

Referees: HORACEK V / NOVOTNY J (CZE)

FRA - France

Players		Shots									Offence		Defence		Punishments			TP	
No.	Name	G/S	%	6m	Wing	9m	7m	FB	BT	EG	AS	TO	ST	BS	YC	2Min	RC		BC
5	REMILI Nedim	9/10	90	1/1		3/3		2/2	3/4		4	3	2						39:05
10	MEM Dika	3/4	75	1/1		1/2			1/1		1								35:13
11	TOURNAT Nicolas	4/6	67	3/5				1/1				1							23:51
12	GERARD Vincent										1	1	1						57:15
13	KARABATIC Nikola	0/2	0	0/1		0/1					5								32:48
14	MAHE Kentin	3/4	75	1/1		1/1		0/1	1/1		2	5							17:03
16	GENTY Yann																		
17	NGUESSAN Timothy	3/4	75	0/1		2/2			1/1		1				1	2			30:21
19	ABALO Luc	3/5	60	1/1	1/3			1/1					1						28:33
21	GUIGOU Michael	1/1	100				1/1							1					30:00
22	KARABATIC Luka											1	1						35:06
23	FABREGAS Ludovic	1/2	50	1/2							1						1		34:01
25	DESCAT Hugo	7/7	100		4/4		2/2	1/1											26:49
28	PORTE Valentin	2/2	100		1/1			1/1				1		1					29:55
	Bench/Team															1			
Totals		36/47	77	8/13	6/8	7/9	3/3	6/7	6/7		15	12	5	1	2	3			

Goalkeepers		Total Shots		6m Shots		Wing Shots		9m Shots		7m Shots		Fast Breaks		Breakthroughs	
No.	Name	S/S	%	S/S	%	S/S	%	S/S	%	S/S	%	S/S	%	S/S	%
12	GERARD Vincent	11/41	27	5/12	42	2/6	33	2/6	33	1/3	33	0/5	0	1/9	11
16	GENTY Yann														
EG		1													
Totals		11/42	26	5/12	42	2/6	33	2/6	33	1/3	33	0/5	0	1/9	11

Team Shots	Goals	Saves	Missed	Post	Blocked	Total	%
6m Shots	8	5				13	62
Wing Shots	6	1		1		8	75
9m Shots	7		1	1		9	78
7m Shots	3				N/A	3	100
Fast Breaks	6	1				7	86
Breakthroughs	6	1				7	86
Empty Goal		N/A					
Totals	36	8	1	2		47	77

Number of Attacks: 58, Scoring Efficiency: 62%



Match Team Statistics

チームの試合統計 / Statistiques du match par équipe

Match 21

FRA 36 - 31 ESP
(18 - 12) (18 - 19)

Referees: HORACEK V / NOVOTNY J (CZE)

FRA - France

Shots Distribution

Players

Goals / Shots


5 REMILI N	10 MEM D	11 TOURNAT N	12 GERARD V	13 KARABATIC N	14 MAHE K	16 GENTY Y
1/1	1/1	0/1				
		1/1		0/1		1/1
3/3	0/1	1/1			1/2	1/1
	1-Post			1-Missed		
17 NGUESSAN T	19 ABALO L	21 GUIGOU M	22 KARABATIC L	23 FABREGAS L	25 DESCAT H	28 PORTE V
1/1		1/1			2/2	
1/1	0/1			1/2		1/1
	1/1	2/2			3/3	1/1
	1-Post					

Team Goals / Shots

5/5	1/2	1/1
2/2	0/4	9/10
6/6	4/6	8/8

1-Missed 2-Post

Offence



Goalkeepers Saves / Shots

0/3	3/5	0/3
2/6	2/2	2/3
1/9	1/4	0/7

12 GERARD V

0/3	3/4	0/3
2/6	2/2	2/3
1/9	1/4	0/7

16 GENTY Y



Match Team Statistics

チームの試合統計 / Statistiques du match par équipe

Match 21

FRA 36 - 31 ESP

(18 - 12) (18 - 19)

Referees: HORACEK V / NOVOTNY J (CZE)

ESP - Spain

Players		Shots									Offence		Defence		Punishments			TP	
No.	Name	G/S	%	6m	Wing	9m	7m	FB	BT	EG	AS	TO	ST	BS	YC	2Min	RC		BC
1	PEREZ de VARGAS MORENO Gonzalo										1	1							29:36
3	GURBINDO MARTINEZ Eduardo	2/3	67	1/1					1/2										26:39
5	MAQUEDA PENO Jorge	1/5	20	0/2		1/3					2	1							28:38
6	FERNANDEZ PEREZ Angel	1/3	33	0/1	1/2						1	1							46:22
9	ENTRERRIOS RODRIGUEZ Raul	1/4	25			0/2			1/2		1								36:55
10	DUJSHEBAEV DOVICHEBAEVA Alex	5/8	63	0/1		0/2		1/1	3/3	1/1	3	2				1			32:29
11	SARMIENTO MELIAN Daniel	4/4	100	1/1		1/1			2/2		1	3							17:46
12	CORRALES RODAL Rodrigo																		29:14
13	AGUINAGALDE AQUIZU Julen	3/3	100	3/3							1								27:33
14	SOLE SALA Ferran	3/5	60	0/1	1/2		2/2												30:00
17	FIGUERAS TREJO Adrian	2/2	100		1/1			1/1											17:23
27	GARCIA ROBLEDO Antonio	4/7	57	1/1	0/1	2/4			1/1		1	2							31:28
28	GOMEZ ABELLO Aleix	5/6	83	1/1	1/1		0/1	3/3			1		2						30:00
30	GUARDIOLA VILLAPLANA Gedeon												1						35:57
Bench/Team															1	1			
Totals		31/50	62	7/12	4/7	4/12	2/3	5/5	8/10	1/1	12	10	3		1	2			

Goalkeepers		Total Shots		6m Shots		Wing Shots		9m Shots		7m Shots		Fast Breaks		Breakthroughs	
No.	Name	S/S	%	S/S	%	S/S	%	S/S	%	S/S	%	S/S	%	S/S	%
1	PEREZ de VARGAS MORENO Gonzalo	5/23	22	4/8	50	0/5	0	0/3	0	0/2	0	1/4	25	0/1	0
12	CORRALES RODAL Rodrigo	3/21	14	1/5	20	1/2	50	0/4	0	0/1	0	0/3	0	1/6	17
Totals		8/44	18	5/13	38	1/7	14	0/7	0	0/3	0	1/7	14	1/7	14

Team Shots	Goals	Saves	Missed	Post	Blocked	Total	%
6m Shots	7	5				12	58
Wing Shots	4	2	1			7	57
9m Shots	4	2	3	2	1	12	33
7m Shots	2	1			N/A	3	67
Fast Breaks	5					5	100
Breakthroughs	8	1		1		10	80
Empty Goal	1	N/A				1	100
Totals	31	11	4	3	1	50	62

Number of Attacks: 58, Scoring Efficiency: 53%



Match Team Statistics

チームの試合統計 / Statistiques du match par équipe

Match 21

FRA 36 - 31 ESP
(18 - 12) (18 - 19)

Referees: HORACEK V / NOVOTNY J (CZE)

ESP - Spain

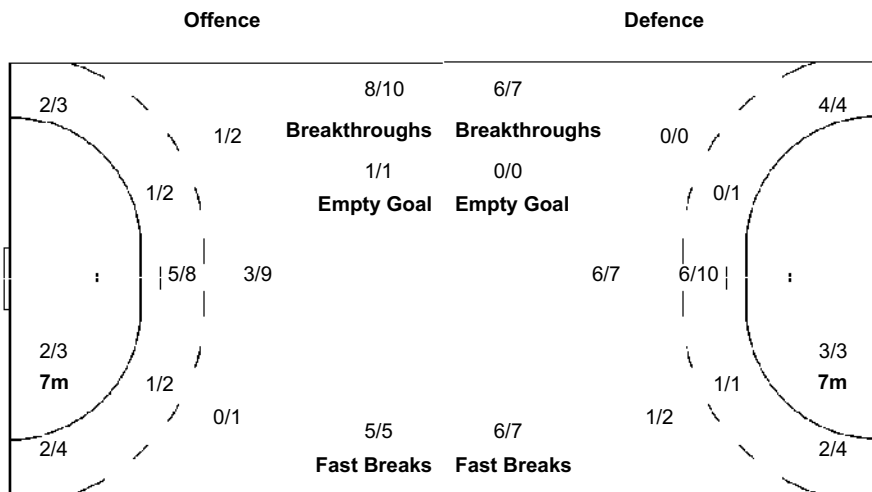
Players
Goals / Shots

Shots Distribution

1 PEREZ de VARGAS M.	3 GURBINDO MARTINEZ	5 MAQUEDA PENO J	6 FERNANDEZ PEREZ A	9 ENTRERRIOS RODRIG.	10 DUJSHEBAEV DOVICH.	11 SARMIENTO MELIAN D
	1/1	0/1 0/1	0/1	0/1	1/2 1/1	1/1
	1/1	0/1 1/1	1/1 0/1	1/1	1/1 1/1 1/1	1/1 1/1 1/1
	1-Post	1-Missed		2-Missed	1-Post 1-Blocked	
12 CORRALES RODAL R	13 AGUINAGALDE AQUIZU	14 SOLE SALA F	17 FIGUERAS TREJO A	27 GARCIA ROBLEDO A	28 GOMEZ ABELLO A	30 GUARDIOLA VILLAPL.
	2/2	0/1	1/1	1/1	1/1	
	1/1	0/1	1/1	1/2	1/1 0/1	
		1/1 1/1 1/1		2/2	2/2 1/1	
				1-Missed 1-Post		

Team Goals / Shots

3/3	2/5	3/3
4/6	0/2	1/3
8/9	3/4	7/7
4-Missed	3-Post	1-Blocked



Goalkeepers Saves / Shots

0/5	1/2	0/1
0/2	4/4	1/10
0/6	2/6	0/8
1 PEREZ de VARGAS M.		
0/2	1/2	0/1
	2/2	1/5
0/4	1/4	0/3
12 CORRALES RODAL R		
0/3		
0/2	2/2	0/5
0/2	1/2	0/5

Legend:

%	Efficiency	2Min	2-Minute Suspensions	6m	6 metre Shots	7m	7-metre Shots	9m	9-metre Shots
AS	Assists	BC	Blue Cards	BS	Blocked Shots	BT	Breakthroughs	D	Direct Red Card
EG	Empty Goal	FB	Fast Breaks	G/S	Goals/Shots	N/A	Not Applicable	No.	Uniform Number
RC	Red Cards	S/S	Saves/Shots	ST	Steals	TO	Turnover	TP	Time Played
Wing	Wing Shots	X	Red Card After 3rd 2-Minute Suspension	YC	Yellow Cards				



Empty Goal Analysis

無人ゴール 分析 / Analyses des attaques avec but vide

Match 21

FRA 36 - 31 ESP

(18 - 12) (18 - 19)

Referees: HORACEK V / NOVOTNY J (CZE)

ATTACKS DURING OWN EMPTY GOAL SITUATION

Players on Court	Attacks		Goals		Saves		Missed		Blocked		Post		Turnovers		Scoring Efficiency -		Goals Against	
	FRA	ESP	FRA	ESP	FRA	ESP	FRA	ESP	FRA	ESP	FRA	ESP	FRA	ESP	FRA	%ESP	FRA	ESP
7 Against 6	1	2	0	1							1			1	0	50		
6 Against 6	5	1	2	0	1			1					2		40	0	1	
Others	1	1	0	1									1		0	100		
Total:	7	4	2	2	1			1			1		3	1	29	50	1	

GOALS/ATTACKS DURING OWN EMPTY GOAL SITUATION - ANALYSIS OF OCCURRENCE (in 5 min intervals)

Players on Court	1st Half											
	0-5		5-10		10-15		15-20		20-25		25-30	
	FRA	ESP	FRA	ESP	FRA	ESP	FRA	ESP	FRA	ESP	FRA	ESP
7 Against 6					0/1		0/1					
6 Against 6					0/1	0/1					0/2	
Others												1/1
Total:					0/2	0/1		0/1			0/2	1/1

Players on Court	2nd Half											
	30-35		35-40		40-45		45-50		50-55		55-60	
	FRA	ESP	FRA	ESP	FRA	ESP	FRA	ESP	FRA	ESP	FRA	ESP
7 Against 6												1/1
6 Against 6							2/2					
Others							0/1					
Total:							2/3					1/1

GOALS/ATTACKS DURING OWN EMPTY GOAL SITUATION - ANALYSIS BY DURATION

Team	<15 sec.	15-30 sec.	30-45 sec.	45-60 sec.	>60 sec.
FRA		2/5	0/2		
ESP	1/1	1/2	0/1		

SUBSTITUTION SUMMARY

Players	FRA	ESP
Goalkeeper <-> Goalkeeper	0	4
Court Player <-> Goalkeeper	14	6
Court Player <-> Court Player	88	106
Total:	102	116



Match Report

試合レポート / Compte rendu du match

Team A										Team B																																									
A										B																																									
SWE - Sweden										EGY - Egypt																																									
played in										in the hall										on										at										Spectators										Match Number	
Tokyo										Yoyogi National Stadium										FRI 30 JUL 2021										16:15																				22	
Half-time (30')		A		B		End of playing time		A		B		1st overtime		A		B		2nd overtime		A		B		After penalty throws		A		B																							
Number of 7m		A		Team time-out				Full name of players and officials				Team time-out		B		Number of 7m																																			
3/3		1		16:39		2		49:26		3		1		54:44		2		3		3/3																															
No.	Team A					G	YC	2'	RC	BC	No.	Team B					G	YC	2'	RC	BC																														
2	CARLSBOGARD Jonathan					3					5	OMAR Yahia					5																																		
5	DARJ Max					1	1				15	MOHAMED Ahmed					4																																		
10	EKBERG Niclas					1					24	ELMASRY Ibrahim																																							
11	PETTERSSON Daniel										31	ELWAKIL Omar					1																																		
12	PALICKA Andreas										39	ELDERAA Yehia					3		1																																
15	WANNE Hampus					3					42	KADDAH Hassan																																							
16	AGGEFORS Mikael										45	ELDERAA Seif																																							
18	PETTERSSON Fredric							1			66	ELAHMAR Ahmed					1																																		
19	CLAAR Felix					3					80	MESILHY Ahmed					2																																		
22	PELLAS Lucas					7					88	HENDAWY Karim																																							
23	LAGERGREN Albin					1		1			89	SHEBIB Mohamed					2																																		
24	GOTTFRIDSSON Jim										90	MOHAMED Ali					3		1																																
27	SUNNEFELDT Oskar										91	SANAD Mohammad					6																																		
33	SANDELL Lukas					3					96	ELTAYAR Mohamed																																							

Off.A	BOQUIST Martin					Off.A	ABUZEID Nouredin				
Off.B	SOLBERG Glenn	1				Off.B	PARRONDO Roberto				
Off.C	SVENSSON Tomas					Off.C	MOSA Mohamed				
Off.D	JERRHAG Daniel					Off.D	LOSERT Venio				
Off.F	ROSDAL Heine					Off.E	CARTON LLORENTE Antonio				

A	Signatures of responsables for the teams (Off.A)										B
Remarks of referees / IHF Official											

Referees	Signatures					Signatures				
	BONAVENTURA Charlotte (FRA)					BONAVENTURA Julie (FRA)				
Technical Officials	TK: VARTANYAN Stella (RUS)					SK: VOJIC Arijana (BIH)				
IHF Official	SOEDAL Per Morten (NOR)									

Note: Number of 7m scored/awarded to resp. B, goals (G), yellow cards (YC), red cards (RC), red card after 3rd 2' suspension (X), direct red card (D) and blue cards (BC).



Results

結果 / Résultats

Match 22

SWE 22 - 27 EGY
 (9 - 13) (13 - 14)

Referees: BONAVENTURA C / BONAVENTURA J (FRA)

SWE - Sweden

Players		Shots									Punishments			
No.	Name	G/S	%	6m	Wing	9m	7m	FB	BT	EG	YC	2Min	RC	BC
2	CARLSBOGARD Jonathan	3/6	50	1/1		2/4			0/1					
5	DARJ Max	1/3	33	1/3							1			
10	EKBERG Niclas	1/3	33	0/1	1/1			0/1						
11	PETTERSSON Daniel													
12	PALICKA Andreas													
15	WANNE Hampus	3/4	75	0/1	2/2		1/1							
16	AGGEFORS Mikael													
18	PETTERSSON Fredric	0/3	0	0/2		0/1						1		
19	CLAAR Felix	3/7	43			2/4			1/3					
22	PELLAS Lucas	7/7	100	1/1	2/2		2/2	2/2						
23	LAGERGREN Albin	1/4	25	1/3		0/1							1	
24	GOTTFRIDSSON Jim	0/2	0	0/1		0/1								
27	SUNNEFELDT Oskar	0/1	0						0/1					
33	SANDELL Lukas	3/6	50	1/1		1/3			1/2					
Bench/Team											1			
Totals		22/46	48	5/14	5/5	5/14	3/3	2/3	2/7		2	2		

Goalkeepers		Saves							
No.	Name	S/S	%	6m	Wing	9m	7m	FB	BT
12	PALICKA Andreas	9/31	29	2/7	1/3	4/10	0/3	2/4	0/4
16	AGGEFORS Mikael	2/7	29	1/5		1/1			0/1
Totals		11/38	29	3/12	1/3	5/11	0/3	2/4	0/5

EGY - Egypt

Players		Shots									Punishments			
No.	Name	G/S	%	6m	Wing	9m	7m	FB	BT	EG	YC	2Min	RC	BC
5	OMAR Yahia	5/10	50	2/3		0/3			3/3	0/1				
15	MOHAMED Ahmed	4/5	80	2/2		2/3								
24	ELMASRY Ibrahim													
31	ELWAKIL Omar	1/1	100		1/1									
39	ELDERAA Yehia	3/7	43			2/5		0/1	1/1			1		
42	KADDAH Hassan													
45	ELDERAA Seif													
66	ELAHMAR Ahmed	1/3	33		0/1			0/1	1/1					
80	MESILHY Ahmed	2/3	67	2/3										
88	HENDAWY Karim													
89	SHEBIB Mohamed	2/4	50	2/4										
90	MOHAMED Ali	3/5	60	1/1		2/4						1		
91	SANAD Mohammad	6/6	100		1/1		3/3	2/2						
96	ELTAYAR Mohamed													
Bench/Team														
Totals		27/44	61	9/13	2/3	6/15	3/3	2/4	5/5	0/1		2		

Goalkeepers		Saves							
No.	Name	S/S	%	6m	Wing	9m	7m	FB	BT
88	HENDAWY Karim	17/38	45	6/11	0/5	6/11	0/2	1/3	4/6
96	ELTAYAR Mohamed	0/1	0				0/1		
Totals		17/39	44	6/11	0/5	6/11	0/3	1/3	4/6

RUNNING SCORE
 SWE - EGY

1st Half

0 (2')	1	SHEBIB M
0 (3')	2	MOHAMED A
1 (3')	2	WANNE H
1 (4')	3	OMAR Y
2 (6')	3	EKBERG N
2 (8')	4	MOHAMED A
2 (9')	5	MOHAMED A
3 (10')	5	WANNE H
4 (11')	5	DARJ M
4 (12')	6	SANAD M
4 (14')	7	MOHAMED A
4 (15')	8	SANAD M
4 (17')	9	SANAD M
5 (18')	9	CLAAR F
5 (21')	10	SANDELL L
6 (21')	10	SANDELL L
6 (23')	11	MOHAMED A
7 (23')	11	CLAAR F
8 (26')	11	WANNE H
8 (27')	12	OMAR Y
9 (28')	12	CLAAR F
9 (28')	13	ELAHMAR A

2nd Half

10 (31')	13	SANDELL L
10 (33')	14	OMAR Y
11 (33')	14	PELLAS L
11 (34')	15	SANAD M
11 (35')	16	ELDERAA Y
12 (36')	16	CARLSBOGARD J
12 (37')	17	SANAD M
12 (39')	18	SHEBIB M
13 (39')	18	PELLAS L
14 (40')	18	SANDELL L
15 (42')	18	PELLAS L
15 (43')	19	ELDERAA Y
15 (45')	20	OMAR Y
16 (45')	20	PELLAS L
16 (46')	21	ELDERAA Y
16 (48')	22	ELWAKIL O
17 (49')	22	PELLAS L
17 (51')	23	MESILHY A
18 (52')	23	CARLSBOGARD J
18 (53')	24	MESILHY A
19 (54')	24	PELLAS L
20 (55')	24	PELLAS L
20 (56')	25	OMAR Y
21 (56')	25	CARLSBOGARD J
21 (58')	26	MOHAMED A
21 (59')	27	MOHAMED A
22 (60')	27	LAGERGREN A

Legend:

%	Efficiency	2Min	2-Minute Suspensions	6m	6-metre Shots	7m	7-metre Shots
9m	9-metre Shots	BC	Blue Cards	BT	Breakthroughs	D	Direct Red Card
EG	Empty Goal	FB	Fast Breaks	G/S	Goals/Shots	No.	Uniform Number
RC	Red Cards	S/S	Saves/Shots	Wing	Wing Shots	X	Red Card After 3rd 2-Minute Suspension
YC	Yellow Cards						



Match Team Statistics

チームの試合統計 / Statistiques du match par équipe

Match 22

SWE 22 - 27 EGY
(9 - 13) (13 - 14)

Referees: BONAVENTURA C / BONAVENTURA J (FRA)

SWE - Sweden

Players		Shots									Offence		Defence		Punishments			TP	
No.	Name	G/S	%	6m	Wing	9m	7m	FB	BT	EG	AS	TO	ST	BS	YC	2Min	RC		BC
2	CARLSBOGARD Jonathan	3/6	50	1/1		2/4			0/1		3			1					53:04
5	DARJ Max	1/3	33	1/3							1		1		1				37:40
10	EKBERG Niclas	1/3	33	0/1	1/1			0/1											16:50
11	PETTERSSON Daniel																		39:33
12	PALICKA Andreas											1							46:04
15	WANNE Hampus	3/4	75	0/1	2/2		1/1												25:13
16	AGGEFORS Mikael																		9:42
18	PETTERSSON Fredric	0/3	0	0/2		0/1										1			26:40
19	CLAAR Felix	3/7	43			2/4			1/3		1	4							29:30
22	PELLAS Lucas	7/7	100	1/1	2/2		2/2	2/2					1						34:31
23	LAGERGREN Albin	1/4	25	1/3		0/1							1			1			30:56
24	GOTTFRIDSSON Jim	0/2	0	0/1		0/1					3	4							28:52
27	SUNNEFELDT Oskar	0/1	0						0/1		2								8:43
33	SANDELL Lukas	3/6	50	1/1		1/3			1/2		2	2	1						32:42
Bench/Team															1				
Totals		22/46	48	5/14	5/5	5/14	3/3	2/3	2/7		12	11	4	1	2	2			

Goalkeepers		Total Shots		6m Shots		Wing Shots		9m Shots		7m Shots		Fast Breaks		Breakthroughs	
No.	Name	S/S	%	S/S	%	S/S	%	S/S	%	S/S	%	S/S	%	S/S	%
12	PALICKA Andreas	9/31	29	2/7	29	1/3	33	4/10	40	0/3	0	2/4	50	0/4	0
16	AGGEFORS Mikael	2/7	29	1/5	20			1/1	100					0/1	0
Totals		11/38	29	3/12	25	1/3	33	5/11	45	0/3	0	2/4	50	0/5	0

Team Shots	Goals	Saves	Missed	Post	Blocked	Total	%
6m Shots	5	6	1	2		14	36
Wing Shots	5					5	100
9m Shots	5	6		1	2	14	36
7m Shots	3				N/A	3	100
Fast Breaks	2	1				3	67
Breakthroughs	2	4		1		7	29
Empty Goal		N/A					
Totals	22	17	1	4	2	46	48

Number of Attacks: 50, Scoring Efficiency: 44%



Match Team Statistics

チームの試合統計 / Statistiques du match par équipe

Match 22

SWE 22 - 27 EGY
(9 - 13) (13 - 14)

Referees: BONAVENTURA C / BONAVENTURA J (FRA)

SWE - Sweden

Shots Distribution

Players

Goals / Shots

2 CARLSBOGARD J	5 DARJ M	10 EKBERG N	11 PETTERSSON D	12 PALICKA A	15 WANNE H	16 AGGEFORS M
1/1 0/1 1/1	1/1	1/1 0/1 0/1			0/1 1/1 1/1	
1/1 0/1						

1-Blocked 1-Missed 1-Post

18 PETTERSSON F	19 CLAAR F	22 PELLAS L	23 LAGERGREN A	24 GOTTFRIDSSON J	27 SUNNEFELDT O	33 SANDELL L
0/2	0/1 0/1	2/2 1/1 3/3	1/1 0/1 0/1	0/1		0/1
0/1	2/2					1/1 0/1 2/3

1-Blocked

1-Post

1-Post

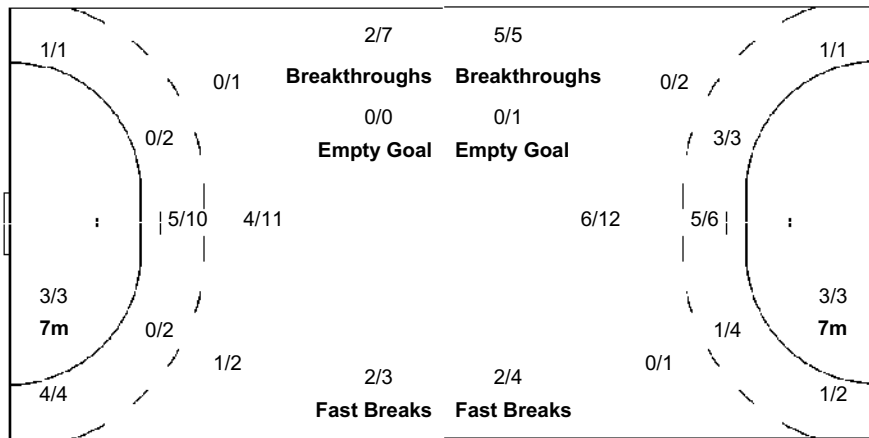
1-Post

Team Goals / Shots

1/1	4/5	1/2
3/6	0/4	1/3
6/7	4/7	2/4

1-Missed 4-Post 2-Blocked

Offence



Defence

Goalkeepers Saves / Shots

0/4	0/4	1/5
3/5		4/6
0/4	1/3	2/7

12 PALICKA A		
0/3	0/3	1/5
1/3		4/4
0/4	1/3	2/6

16 AGGEFORS M		
0/1	0/1	
2/2		0/2
		0/1



Match Team Statistics

チームの試合統計 / Statistiques du match par équipe

Match 22

SWE 22 - 27 EGY
(9 - 13) (13 - 14)

Referees: BONAVENTURA C / BONAVENTURA J (FRA)

EGY - Egypt

Players		Shots									Offence		Defence		Punishments			TP	
No.	Name	G/S	%	6m	Wing	9m	7m	FB	BT	EG	AS	TO	ST	BS	YC	2Min	RC		BC
5	OMAR Yahia	5/10	50	2/3		0/3			3/3	0/1	2	2	3						51:48
15	MOHAMED Ahmed	4/5	80	2/2		2/3					3	2							36:06
24	ELMASRY Ibrahim													2					29:02
31	ELWAKIL Omar	1/1	100		1/1						1								57:52
39	ELDERAA Yehia	3/7	43			2/5		0/1	1/1		1	2				1			49:14
42	KADDAH Hassan																		1:24
45	ELDERAA Seif																		7:14
66	ELAHMAR Ahmed	1/3	33		0/1			0/1	1/1			1							11:56
80	MESILHY Ahmed	2/3	67	2/3															10:17
88	HENDAWY Karim																		57:48
89	SHEBIB Mohamed	2/4	50	2/4															23:32
90	MOHAMED Ali	3/5	60	1/1		2/4					3	1	1			1			36:26
91	SANAD Mohammad	6/6	100		1/1		3/3	2/2						2					47:33
96	ELTAYAR Mohamed																		
	Bench/Team																		
Totals		27/44	61	9/13	2/3	6/15	3/3	2/4	5/5	0/1	10	8	6	2		2			

Goalkeepers		Total Shots		6m Shots		Wing Shots		9m Shots		7m Shots		Fast Breaks		Breakthroughs	
No.	Name	S/S	%	S/S	%	S/S	%	S/S	%	S/S	%	S/S	%	S/S	%
88	HENDAWY Karim	17/38	45	6/11	55	0/5	0	6/11	55	0/2	0	1/3	33	4/6	67
96	ELTAYAR Mohamed	0/1	0							0/1	0				
Totals		17/39	44	6/11	55	0/5	0	6/11	55	0/3	0	1/3	33	4/6	67

Team Shots	Goals	Saves	Missed	Post	Blocked	Total	%
6m Shots	9	3		1		13	69
Wing Shots	2	1				3	67
9m Shots	6	5	2	1	1	15	40
7m Shots	3				N/A	3	100
Fast Breaks	2	2				4	50
Breakthroughs	5					5	100
Empty Goal		N/A	1			1	0
Totals	27	11	3	2	1	44	61

Number of Attacks: 50, Scoring Efficiency: 54%



Match Team Statistics

チームの試合統計 / Statistiques du match par équipe

Match 22

SWE 22 - 27 EGY
(9 - 13) (13 - 14)

Referees: BONAVENTURA C / BONAVENTURA J (FRA)

EGY - Egypt

Shots Distribution

Players

Goals / Shots

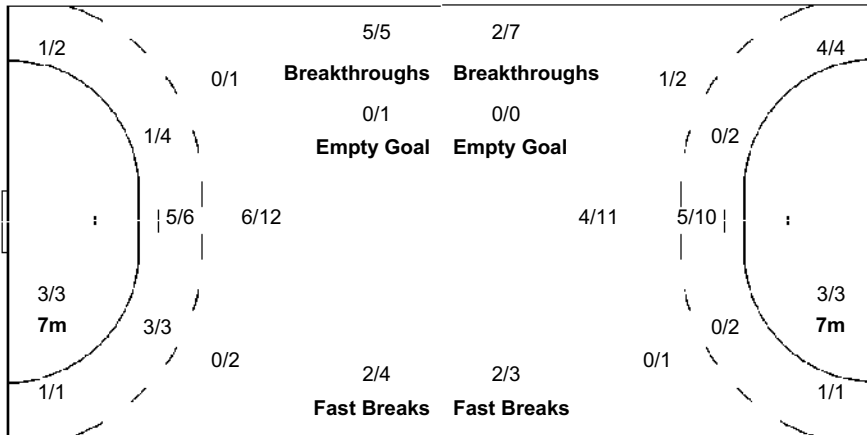
Player	Goals	Shots	Notes
5 OMAR Y	2/2	0/2	1-Missed
15 MOHAMED A	1/1	2/2	1-Blocked
24 ELMASRY I	0/0	0/0	1-Post
31 ELWAKIL O	1/1	0/0	
39 ELDERAA Y	1/1	0/1	1-Missed
42 KADDAH H	0/0	0/0	
45 ELDERAA S	0/0	0/0	
66 ELAHMAR A	1/1	0/1	
80 MESILHY A	0/1	1/1	
88 HENDAWY K	0/0	0/0	
89 SHEBIB M	1/1	0/0	1-Post
90 MOHAMED A	2/3	0/0	1-Missed
91 SANAD M	1/1	2/2	
96 ELTAYAR M	0/0	0/0	

Team Goals / Shots

4/4	4/4	4/5
2/5		2/6
4/4	2/3	5/7

3-Missed 2-Post 1-Blocked

Offence



Goalkeepers Saves / Shots

0/1	1/5	1/2
3/6	4/4	2/3
1/7	3/7	2/4

88 HENDAWY K

0/1	1/5	1/2
3/5	4/4	2/3
1/7	3/7	2/4

96 ELTAYAR M

0/1		
-----	--	--

Legend:		
%	Efficiency	
AS	Assists	
EG	Empty Goal	
RC	Red Cards	
Wing	Wing Shots	
2Min	2-Minute Suspensions	
BC	Blue Cards	
FB	Fast Breaks	
S/S	Saves/Shots	
X	Red Card After 3rd 2-Minute Suspension	
6m	6 metre Shots	
BS	Blocked Shots	
G/S	Goals/Shots	
ST	Steals	
YC	Yellow Cards	
7m	7-metre Shots	
BT	Breakthroughs	
N/A	Not Applicable	
TO	Turnover	
9m	9-metre Shots	
D	Direct Red Card	
No.	Uniform Number	
TP	Time Played	



Empty Goal Analysis

無人ゴール 分析 / Analyses des attaques avec but vide

Match 22

SWE 22 - 27 EGY

(9 - 13) (13 - 14)

Referees: BONAVENTURA C / BONAVENTURA J (FRA)

ATTACKS DURING OWN EMPTY GOAL SITUATION

Players on Court	Attacks		Goals		Saves		Missed		Blocked		Post		Turnovers		Scoring Efficiency -		Goals Against	
	SWE	EGY	SWE	EGY	SWE	EGY	SWE	EGY	SWE	EGY	SWE	EGY	SWE	EGY	SWE %	EGY %	SWE	EGY
7 Against 6	8	1	3	1	4				1		1				38	100		
6 Against 6	3	3	1	2	1								1	1	33	67		
Others																		
Total:	11	4	4	3	5				1		1		1	1	36	75		

GOALS/ATTACKS DURING OWN EMPTY GOAL SITUATION - ANALYSIS OF OCCURRENCE (in 5 min intervals)

Players on Court	1st Half											
	0-5		5-10		10-15		15-20		20-25		25-30	
	SWE	EGY	SWE	EGY	SWE	EGY	SWE	EGY	SWE	EGY	SWE	EGY
7 Against 6												0/1
6 Against 6							1/3					
Others												
Total:							1/3					0/1

Players on Court	2nd Half											
	30-35		35-40		40-45		45-50		50-55		55-60	
	SWE	EGY	SWE	EGY	SWE	EGY	SWE	EGY	SWE	EGY	SWE	EGY
7 Against 6		1/1					0/1		1/2		2/4	
6 Against 6		2/3										
Others												
Total:		3/4					0/1		1/2		2/4	

GOALS/ATTACKS DURING OWN EMPTY GOAL SITUATION - ANALYSIS BY DURATION

Team	<15 sec.	15-30 sec.	30-45 sec.	45-60 sec.	>60 sec.
SWE	1/3	1/5	1/2	1/1	
EGY		3/3			0/1

SUBSTITUTION SUMMARY

Players	SWE	EGY
Goalkeeper <-> Goalkeeper	1	2
Court Player <-> Goalkeeper	22	8
Court Player <-> Court Player	39	94
Total:	62	104



Match Report

試合レポート / Compte rendu du match

Team A										Team B												
A										B												
POR - Portugal										DEN - Denmark												
played in										on										Match Number		
Tokyo										Yoyogi National Stadium										23		
FRI 30 JUL 2021										19:30										Spectators		
Half-time (30')	A	B	End of playing time			A	B	1st overtime			A	B	2nd overtime			A	B	After penalty throws			A	B
	19	20				28	34															
Number of 7m	A	Team time-out			Full name of players and officials										Team time-out			B	Number of 7m			
	2/2	1	15:04	2	46:59	3																
	19:55	2	53:39	3																		
	5/6																					
No.	Team A					G	YC	2'	RC	BC	No.	Team B					G	YC	2'	RC	BC	
4	PORTELA Pedro					1		1			1	LANDIN Niklas										
5	DUARTE Gilberto					2					4	LANDIN Magnus					1		1			
9	FERRAZ Joao					3					7	JAKOBSEN Emil					2					
10	MARTINS Miguel					1					15	SAUGSTRUP Magnus					1		1			
14	SILVA Rui					1					17	SVAN Lasse					4					
15	SALINA Daymaro					3		1			20	MOELLER Kevin										
16	GOMES Humberto										21	MOELGAARD Henrik										
22	BORGES Alexis					3		1			22	MENSAH Mads					3		1			
23	BRANQUINHO Diogo					4					23	TOFT HANSEN Henrik					3					
25	AREIA Antonio					2					24	HANSEN Mikkel					9					
27	GOMES Andre					3					25	OLSEN Morten										
41	CAPDEVILLE Gustavo										26	HANSEN Johan										
82	FRADE Luis					2		1			32	HOLM Jacob					4					
88	MAGALHAES Fabio					3					33	GIDSEL Mathias					7					

Off.A	FIDALGO Paulo Jorge					Off.A	JOHANSEN Kai				
Off.B	PEREIRA Paulo Jorge	1				Off.B	JACOBSEN Nikolaj				
Off.C	Ferreira Telmo					Off.C	KRONBORG Henrik				
Off.D	CATARINO Paulo					Off.D	GREVE Anja				
Off.E	FONSECA Miguel					Off.E	BRUUN Michael				

A	Signatures of responsables for the teams (Off.A)										B
Remarks of referees / IHF Official											

Referees	Signatures					Signatures				
	NACHEVSKI Gjorgji (MKD)					NIKOLOV Slave (MKD)				
Technical Officials										
	TK: VARTANYAN Stella (RUS)					SK: VOJIC Arijana (BIH)				
IHF Official										
	NACHEVSKI Dragan (MKD)									

Note: Number of 7m scored/awarded to resp. B, goals (G), yellow cards (YC), red cards (RC), red card after 3rd 2' suspension (X), direct red card (D) and blue cards (BC).



Results

結果 / Résultats

Match 23

POR 28 - 34 DEN

(19 - 20) (9 - 14)

Referees: NACHEVSKI G / NIKOLOV S (MKD)

POR - Portugal

Players		Shots									Punishments			
No.	Name	G/S	%	6m	Wing	9m	7m	FB	BT	EG	YC	2Min	RC	BC
4	PORTELA Pedro	1/4	25	1/2	0/2							1		
5	DUARTE Gilberto	2/3	67			2/3								
9	FERRAZ Joao	3/4	75	0/1		3/3								
10	MARTINS Miguel	1/3	33	0/2					1/1					
14	SILVA Rui	1/1	100			1/1								
15	SALINA Daymaro	3/3	100	2/2				1/1				1		
16	GOMES Humberto													
22	BORGES Alexis	3/3	100	3/3								1		
23	BRANQUINHO Diogo	4/5	80		3/3			0/1		1/1				
25	AREIA Antonio	2/3	67		0/1		2/2							
27	GOMES Andre	3/7	43	3/5		0/2								
41	CAPDEVILLE Gustavo													
82	FRADE Luis	2/2	100	2/2								1		
88	MAGALHAES Fabio	3/5	60	1/2		2/3								
Bench/Team											1			
Totals		28/43	65	12/19	3/6	8/12	2/2	1/2	1/1	1/1	1	4		

Goalkeepers		Saves								
No.	Name	S/S	%	6m	Wing	9m	7m	FB	BT	
16	GOMES Humberto	10/33	30	6/15	1/5	3/5	0/4	0/1	0/3	
41	CAPDEVILLE Gustavo	1/12	8	0/6	0/1	0/1	1/2	0/2		
Totals		11/45	24	6/21	1/6	3/6	1/6	0/3	0/3	

DEN - Denmark

Players		Shots									Punishments			
No.	Name	G/S	%	6m	Wing	9m	7m	FB	BT	EG	YC	2Min	RC	BC
1	LANDIN Niklas													
4	LANDIN Magnus	1/1	100		1/1							1		
7	JAKOBSEN Emil	2/2	100		1/1			1/1						
15	SAUGSTRUP Magnus	1/1	100	1/1								1		
17	SVAN Lasse	4/5	80		3/4			1/1						
20	MOELLER Kevin													
21	MOELLGAARD Henrik													
22	MENSAH Mads	3/3	100	2/2		1/1						1		
23	TOFT HANSEN Henrik	3/6	50	3/6										
24	HANSEN Mikkel	9/19	47	3/6		1/7	5/6							
25	OLSEN Morten													
26	HANSEN Johan													
32	HOLM Jacob	4/7	57	1/4		1/1			2/2					
33	GIDSEL Mathias	7/7	100	5/5				1/1	1/1					
Bench/Team														
Totals		34/51	67	15/24	5/6	3/9	5/6	3/3	3/3			3		

Goalkeepers		Saves								
No.	Name	S/S	%	6m	Wing	9m	7m	FB	BT	
1	LANDIN Niklas	1/10	10	0/4	0/1	1/4			0/1	
20	MOELLER Kevin	5/23	22	3/11	1/3	0/5	0/2	1/2		
EG			1							
Totals		6/34	18	3/15	1/4	1/9	0/2	1/2	0/1	

RUNNING SCORE	
POR - DEN	
1st Half	
0 (1') 1	HANSEN M
0 (2') 2	GIDSEL M
1 (3') 2	DUARTE G
1 (3') 3	MENSAH M
1 (5') 4	MENSAH M
2 (5') 4	FERRAZ J
2 (5') 5	TOFT HANSEN H
3 (6') 5	MARTINS M
4 (6') 5	BRANQUINHO D
4 (7') 6	SVAN L
4 (8') 7	JAKOBSEN E
5 (8') 7	BRANQUINHO D
6 (8') 7	DUARTE G
6 (9') 8	MENSAH M
7 (9') 8	GOMES A
7 (10') 9	HANSEN M
7 (10') 10	GIDSEL M
8 (11') 10	GOMES A
8 (12') 11	GIDSEL M
9 (13') 11	GOMES A
9 (15') 12	HANSEN M
9 (16') 13	SVAN L
10 (16') 13	AREIA A
11 (18') 13	BORGES A
11 (19') 14	HOLM J
12 (19') 14	MAGALHAES F
12 (20') 15	MAGALHAES F
13 (20') 15	MAGALHAES F
13 (21') 16	SVAN L
14 (22') 16	BRANQUINHO D
14 (22') 17	TOFT HANSEN H
15 (23') 17	BRANQUINHO D
15 (24') 18	GIDSEL M
15 (26') 19	LANDIN M
16 (26') 19	FRADE L
17 (27') 19	SALINA D
17 (27') 20	TOFT HANSEN H
18 (28') 20	FERRAZ J
19 (30') 20	FERRAZ J
2nd Half	
19 (32') 21	SVAN L
20 (34') 21	BORGES A
20 (35') 22	HANSEN M
21 (39') 22	PORTELA P
21 (40') 23	HANSEN M
21 (42') 24	HANSEN M
21 (43') 25	HOLM J
21 (46') 26	HANSEN M
21 (47') 27	SAUGSTRUP M
22 (48') 27	MAGALHAES F
22 (49') 28	HANSEN M
23 (50') 28	BORGES A
24 (51') 28	FRADE L
24 (52') 29	GIDSEL M
25 (52') 29	AREIA A
25 (53') 30	GIDSEL M
25 (55') 31	GIDSEL M
26 (55') 31	SILVA R
26 (56') 32	HOLM J
27 (57') 32	SALINA D
27 (58') 33	HOLM J
28 (58') 33	SALINA D
28 (59') 34	HANSEN M

Legend:							
%	Efficiency	2Min	2-Minute Suspensions	6m	6-metre Shots	7m	7-metre Shots
9m	9-metre Shots	BC	Blue Cards	BT	Breakthroughs	D	Direct Red Card
EG	Empty Goal	FB	Fast Breaks	G/S	Goals/Shots	No.	Uniform Number
RC	Red Cards	S/S	Saves/Shots	Wing	Wing Shots	X	Red Card After 3rd 2-Minute Suspension
YC	Yellow Cards						



Match Team Statistics

チームの試合統計 / Statistiques du match par équipe

Match 23

POR 28 - 34 DEN

(19 - 20) (9 - 14)

Referees: NACHEVSKI G / NIKOLOV S (MKD)

POR - Portugal

Players		Shots									Offence		Defence		Punishments			TP		
No.	Name	G/S	%	6m	Wing	9m	7m	FB	BT	EG	AS	TO	ST	BS	YC	2Min	RC		BC	
4	PORTELA Pedro	1/4	25	1/2	0/2												1			17:12
5	DUARTE Gilberto	2/3	67			2/3					1	2								26:01
9	FERRAZ Joao	3/4	75	0/1		3/3														33:12
10	MARTINS Miguel	1/3	33	0/2					1/1		4	1								19:43
14	SILVA Rui	1/1	100			1/1					4									24:58
15	SALINA Daymaro	3/3	100	2/2				1/1						1		1				30:04
16	GOMES Humberto																			47:03
22	BORGES Alexis	3/3	100	3/3								2				1				44:24
23	BRANQUINHO Diogo	4/5	80		3/3			0/1		1/1			1							43:50
25	AREIA Antonio	2/3	67		0/1		2/2				1									36:59
27	GOMES Andre	3/7	43	3/5		0/2					1	1								32:30
41	CAPDEVILLE Gustavo																			9:58
82	FRADE Luis	2/2	100	2/2								1							1	26:32
88	MAGALHAES Fabio	3/5	60	1/2		2/3					3	2								27:34
	Bench/Team											1				1				
Totals		28/43	65	12/19	3/6	8/12	2/2	1/2	1/1	1/1	14	10	1	1	1	4				

Goalkeepers		Total Shots		6m Shots		Wing Shots		9m Shots		7m Shots		Fast Breaks		Breakthroughs	
No.	Name	S/S	%	S/S	%	S/S	%	S/S	%	S/S	%	S/S	%	S/S	%
16	GOMES Humberto	10/33	30	6/15	40	1/5	20	3/5	60	0/4	0	0/1	0	0/3	0
41	CAPDEVILLE Gustavo	1/12	8	0/6	0	0/1	0	0/1	0	1/2	50	0/2	0		
Totals		11/45	24	6/21	29	1/6	17	3/6	50	1/6	17	0/3	0	0/3	0

Team Shots	Goals	Saves	Missed	Post	Blocked	Total	%
6m Shots	12	3		2	2	19	63
Wing Shots	3	1	2			6	50
9m Shots	8	1	3			12	67
7m Shots	2				N/A	2	100
Fast Breaks	1	1				2	50
Breakthroughs	1					1	100
Empty Goal	1	N/A				1	100
Totals	28	6	5	2	2	43	65

Number of Attacks: 52, Scoring Efficiency: 54%



Match Team Statistics

チームの試合統計 / Statistiques du match par équipe

Match 23

POR 28 - 34 DEN
(19 - 20) (9 - 14)

Referees: NACHEVSKI G / NIKOLOV S (MKD)

POR - Portugal

Shots Distribution

Players

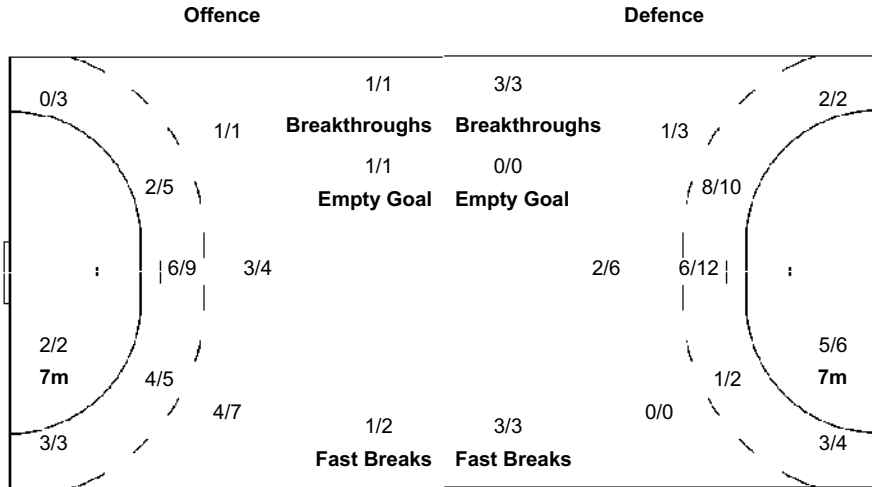
Goals / Shots

4 PORTELA P			5 DUARTE G			9 FERRAZ J			10 MARTINS M			14 SILVA R			15 SALINA D			16 GOMES H		
												1/1					1/1			
	0/1		2/2																	
1/1	0/1		0/1					3/3		0/1	1/1						2/2			
1-Missed			1-Post			1-Blocked														

22 BORGES A			23 BRANQUINHO D			25 AREIA A			27 GOMES A			41 CAPDEVILLE G			82 FRADE L			88 MAGALHAES F		
					1/2	1/1											1/1			
			1/1						0/1		1/1							1/1		
1/1	1/1	1/1		1/1	1/1	1/1			1/1		1/1				1/1			2/2		
1-Missed			2-Missed 1-Post			1-Missed			1-Blocked											

Team Goals / Shots

2/2		3/4
4/5	0/1	1/1
7/8	2/4	9/9
5-Missed 2-Post 2-Blocked		



Goalkeepers Saves / Shots

0/7	0/1	0/5
4/9	1/1	2/7
1/6		3/9

16 GOMES H

0/4	0/1	0/3
4/5	1/1	2/6
1/5		2/8

41 CAPDEVILLE G

0/3		0/2
0/4		0/1
0/1		1/1



Match Team Statistics

チームの試合統計 / Statistiques du match par équipe

Match 23

POR 28 - 34 DEN

(19 - 20) (9 - 14)

Referees: NACHEVSKI G / NIKOLOV S (MKD)

DEN - Denmark

Players		Shots									Offence		Defence		Punishments			TP	
No.	Name	G/S	%	6m	Wing	9m	7m	FB	BT	EG	AS	TO	ST	BS	YC	2Min	RC		BC
1	LANDIN Niklas																		17:22
4	LANDIN Magnus	1/1	100		1/1						1		1	1		1			39:30
7	JAKOBSEN Emil	2/2	100		1/1			1/1											22:24
15	SAUGSTRUP Magnus	1/1	100	1/1							1			1		1			35:25
17	SVAN Lasse	4/5	80		3/4			1/1			1								60:00
20	MOELLER Kevin										1								39:56
21	MOELLGAARD Henrik																		29:44
22	MENSAH Mads	3/3	100	2/2		1/1						2				1			34:31
23	TOFT HANSEN Henrik	3/6	50	3/6															26:24
24	HANSEN Mikkel	9/19	47	3/6		1/7	5/6				7	3							54:25
25	OLSEN Morten																		
26	HANSEN Johan																		
32	HOLM Jacob	4/7	57	1/4		1/1			2/2		1								24:22
33	GIDSEL Mathias	7/7	100	5/5				1/1	1/1		6	1	1						35:57
	Bench/Team																		
	Totals	34/51	67	15/24	5/6	3/9	5/6	3/3	3/3		18	6	2	2		3			

Goalkeepers		Total Shots		6m Shots		Wing Shots		9m Shots		7m Shots		Fast Breaks		Breakthroughs	
No.	Name	S/S	%	S/S	%	S/S	%	S/S	%	S/S	%	S/S	%	S/S	%
1	LANDIN Niklas	1/10	10	0/4	0	0/1	0	1/4	25					0/1	0
20	MOELLER Kevin	5/23	22	3/11	27	1/3	33	0/5	0	0/2	0	1/2	50		
	EG		1												
	Totals	6/34	18	3/15	20	1/4	25	1/9	11	0/2	0	1/2	50	0/1	0

Team Shots	Goals	Saves	Missed	Post	Blocked	Total	%
6m Shots	15	6	1	1	1	24	63
Wing Shots	5	1				6	83
9m Shots	3	3	1	2		9	33
7m Shots	5	1			N/A	6	83
Fast Breaks	3					3	100
Breakthroughs	3					3	100
Empty Goal		N/A					
Totals	34	11	2	3	1	51	67

Number of Attacks: 52, Scoring Efficiency: 65%



Match Team Statistics

チームの試合統計 / Statistiques du match par équipe

Match 23

POR 28 - 34 DEN
(19 - 20) (9 - 14)

Referees: NACHEVSKI G / NIKOLOV S (MKD)

DEN - Denmark

Shots Distribution

Players

Goals / Shots


1 LANDIN N	4 LANDIN M	7 JAKOBSEN E	15 SAUGSTRUP M	17 SVAN L	20 MOELLER K	21 MOELLGAARD H
	1/1	1/1	1/1	0/1 1/1		
				3/3		
22 MENSAH M	23 TOFT HANSEN H	24 HANSEN M	25 OLSEN M	26 HANSEN J	32 HOLM J	33 GIDSEL M
2/2 1/1	1/1 0/1 0/1	4/4 3/3 1/3 1/2			0/1 1/1	2/2 1/1 1/1
		1-Missed 3-Post 1-Blocked			1-Missed	
						1/1 2/2

Team Goals / Shots

7/7	1/1	5/5
5/9	0/1	5/7
5/6		6/9
2-Missed	3-Post	1-Blocked

Offence

Defence



Goalkeepers Saves / Shots

0/2		1/4
1/5	1/1	0/1
1/8	2/4	0/9

1 LANDIN N

0/2		0/1
1/2	0/2	0/3

20 MOELLER K

0/2		1/4
1/2	1/1	
0/6	2/2	0/6

Legend:		
%	Efficiency	
AS	Assists	
EG	Empty Goal	
RC	Red Cards	
Wing	Wing Shots	
2Min	2-Minute Suspensions	6m
BC	Blue Cards	BS
FB	Fast Breaks	G/S
S/S	Saves/Shots	ST
X	Red Card After 3rd 2-Minute Suspension	YC
7m	7-metre Shots	9m
BT	Breakthroughs	D
N/A	Not Applicable	No.
TO	Turnover	TP



Empty Goal Analysis

無人ゴール 分析 / Analyses des attaques avec but vide

Match 23

POR 28 - 34 DEN

(19 - 20) (9 - 14)

Referees: NACHEVSKI G / NIKOLOV S (MKD)

ATTACKS DURING OWN EMPTY GOAL SITUATION

Players on Court	Attacks		Goals		Saves		Missed		Blocked		Post		Turnovers		Scoring Efficiency -		Goals Against	
	POR	DEN	POR	DEN	POR	DEN	POR	DEN	POR	DEN	POR	DEN	POR	DEN	POR	%DEN	POR	DEN
7 Against 6	2	2	1	2							1				50	100		
6 Against 6	3	1	0	1		1	1						2		0	100		
Others	3	3	3	2										1	100	67		1
Total:	8	6	4	5		1	1				1		2	1	50	83		1

GOALS/ATTACKS DURING OWN EMPTY GOAL SITUATION - ANALYSIS OF OCCURRENCE (in 5 min intervals)

Players on Court	1st Half											
	0-5		5-10		10-15		15-20		20-25		25-30	
	POR	DEN	POR	DEN	POR	DEN	POR	DEN	POR	DEN	POR	DEN
7 Against 6			0/1			1/1		1/1				
6 Against 6								1/1				
Others		1/1	1/1	1/2					2/2			
Total:		1/1	1/2	1/2		1/1		2/2	2/2			

Players on Court	2nd Half											
	30-35		35-40		40-45		45-50		50-55		55-60	
	POR	DEN	POR	DEN	POR	DEN	POR	DEN	POR	DEN	POR	DEN
7 Against 6							1/1					
6 Against 6	0/2						0/1					
Others												
Total:	0/2						1/2					

GOALS/ATTACKS DURING OWN EMPTY GOAL SITUATION - ANALYSIS BY DURATION

Team	<15 sec.	15-30 sec.	30-45 sec.	45-60 sec.	>60 sec.
POR	0/1	3/3	1/4		
DEN	1/2	2/2	1/1	1/1	

SUBSTITUTION SUMMARY

Players	POR	DEN
Goalkeeper <-> Goalkeeper	7	2
Court Player <-> Goalkeeper	15	10
Court Player <-> Court Player	97	147
Total:	119	159



Match Report

試合レポート / Compte rendu du match

Team A										Team B																																									
A										B																																									
GER - Germany										NOR - Norway																																									
played in										in the hall										on										at										Spectators										Match Number	
Tokyo										Yoyogi National Stadium										FRI 30 JUL 2021										21:30																				24	
Half-time (30')		A		B		End of playing time		A		B		1st overtime		A		B		2nd overtime		A		B		After penalty throws		A		B																							
		14		11				28		23																																									
Number of 7m		A		Team time-out						Full name of players and officials										Team time-out						B		Number of 7m																							
6/6				1		2		3												1		2		3		1/3																									
		29:32		48:35		59:38												17:57		52:56		59:03																													
No.	Team A						G	YC	2'	RC	BC	No.	Team B						G	YC	2'	RC	BC																												
1	BITTER Johannes											5	SAGOSEN Sander						7																																
3	GENSHEIMER Uwe						6					8	MYRHOL Bjarte																																						
4	GOLLA Johannes						2		1			10	FREDRIKSEN Magnus																																						
6	LEMKE Finn											11	OEVERBY Petter						3																																
13	PEKELER Hendrik						2		1			12	SAEVERAAS Kristian																																						
15	KNORR Juri											15	TOENNESEN Kent Robin																																						
17	WEINHOLD Steffen						2					17	JOENDAL Magnus						5		1																														
20	WEBER Philipp						2					19	BJOERNSEN Kristian						3																																
25	HAEFNER Kai						1					21	GULLERUD Magnus						1		3	X																													
31	SCHILLER Marcel						3					24	O'SULLIVAN Christian						2	1																															
33	WOLFF Andreas											27	REINKIND Harald						1		2																														
35	KUEHN Julius						3		1			30	BERGERUD Torbjoern																																						
73	KASTENING Timo						5					44	GULLIKSEN Kevin																																						
95	DRUX Paul						2					77	ABELVIK ROED Magnus						1																																

Off.A	GISLASON Alfred	1				Off.A	TOMAC Zeljko	1			
Off.B	WUDTKE Erik					Off.B	BERGE Christian				
Off.C	ANDERSSON Mattias					Off.C	LUND Boerge				
Off.D	STEUER Kurt					Off.D	MARKUSSEN Harald				
Off.F	GRAESCHUS Peter					Off.E	EGE Steinar				

A	Signatures of responsables for the teams (Off.A)										B
Remarks of referees / IHF Official											

Referees	Signatures				Signatures			
	BRUNNER Arthur (SUI)				SALAH Morad (SUI)			
Technical Officials	Signatures				Signatures			
	TK: NACHEVSKI Dragan (MKD)				SK: SOOS Balazs (HUN)			
IHF Official	Signatures				Signatures			
	JENSEN Bjarne Munk (DEN)							

Note: Number of 7m scored/awarded to resp. B, goals (G), yellow cards (YC), red cards (RC), red card after 3rd 2' suspension (X), direct red card (D) and blue cards (BC).



Results

結果 / Résultats

REVISED
31 JUL 9:07

Match 24

GER 28 - 23 NOR
(14 - 11) (14 - 12)

Referees: BRUNNER A / SALAH M (SUI)

GER - Germany

Players		Shots									Punishments			
No.	Name	G/S	%	6m	Wing	9m	7m	FB	BT	EG	YC	2Min	RC	BC
1	BITTER Johannes													
3	GENSHEIMER Uwe	6/6	100				6/6							
4	GOLLA Johannes	2/3	67	2/3								1		
6	LEMKE Finn													
13	PEKELER Hendrik	2/2	100	2/2								1		
15	KNORR Juri													
17	WEINHOLD Steffen	2/6	33	1/4		0/1				1/1				
20	WEBER Philipp	2/6	33	0/1		2/5								
25	HAEFNER Kai	1/1	100					1/1						
31	SCHILLER Marcel	3/6	50		3/6									
33	WOLFF Andreas													
35	KUEHN Julius	3/4	75	1/2		2/2							1	
73	KASTENING Timo	5/7	71	0/1	3/4			2/2						
95	DRUX Paul	2/4	50	1/2		1/2								
Bench/Team											1			
Totals		28/45	62	7/15	6/10	5/10	6/6	3/3		1/1	1	3		

Goalkeepers		Saves							
No.	Name	S/S	%	6m	Wing	9m	7m	FB	BT
1	BITTER Johannes	7/9	78	3/4	2/3		2/2		
33	WOLFF Andreas	10/31	32	5/11	1/7	4/9	0/1	0/2	0/1
Totals		17/40	43	8/15	3/10	4/9	2/3	0/2	0/1

NOR - Norway

Players		Shots									Punishments			
No.	Name	G/S	%	6m	Wing	9m	7m	FB	BT	EG	YC	2Min	RC	BC
5	SAGOSEN Sander	7/15	47	2/4		4/9	1/2							
8	MYRHOL Bjarte													
10	FREDRIKSEN Magnus													
11	OEVERBY Petter	3/7	43	1/5		1/1		1/1						
12	SAEVERAAS Kristian													
15	TOENNESEN Kent Robin													
17	JOENDAL Magnus	5/9	56		5/8		0/1					1		
19	BJOERNSEN Kristian	3/4	75		2/3			1/1						
21	GULLERUD Magnus	1/2	50	1/2								3	X	
24	O'SULLIVAN Christian	2/3	67	2/2		0/1					1			
27	REINKIND Harald	1/3	33	0/1		0/1			1/1			2		
30	BERGERUD Torbjørn													
44	GULLIKSEN Kevin													
77	ABELVIK ROED Magnus	1/3	33	1/3										
Bench/Team											1			
Totals		23/46	50	7/17	7/11	5/12	1/3	2/2	1/1		2	6	1	

Goalkeepers		Saves							
No.	Name	S/S	%	6m	Wing	9m	7m	FB	BT
12	SAEVERAAS Kristian	5/14	36	2/3	3/7	0/1	0/2	0/1	
30	BERGERUD Torbjørn	7/25	28	5/11	1/3	1/5	0/4	0/2	
EG		1							
Totals		12/40	30	7/14	4/10	1/6	0/6	0/3	

RUNNING SCORE

GER - NOR	
1st Half	
GENSHEIMER U	0 (3) 1
KASTENING T	1 (5) 1
GENSHEIMER U	2 (7) 1
WEINHOLD S	2 (8) 2
GENSHEIMER U	3 (9) 2
WEINHOLD S	4 (11) 2
SCHILLER M	4 (11) 3
GENSHEIMER U	5 (12) 3
KASTENING T	6 (16) 3
WEBER P	7 (17) 3
DRUX P	8 (18) 3
DRUX P	8 (19) 4
DRUX P	9 (20) 4
DRUX P	9 (21) 5
GOLLA J	9 (21) 6
GENSHEIMER U	10 (22) 6
GENSHEIMER U	11 (23) 6
PEKELER H	11 (24) 7
PEKELER H	12 (24) 7
PEKELER H	12 (25) 8
PEKELER H	12 (26) 9
KUEHN J	13 (26) 9
SCHILLER M	13 (27) 10
SCHILLER M	14 (28) 10
SCHILLER M	14 (28) 11

2nd Half	
DRUX P	14 (31) 12
DRUX P	14 (33) 13
DRUX P	15 (34) 13
DRUX P	15 (35) 14
PEKELER H	16 (36) 14
PEKELER H	16 (36) 15
KASTENING T	17 (37) 15
SCHILLER M	18 (39) 15
SCHILLER M	18 (39) 16
KASTENING T	19 (40) 16
GENSHEIMER U	20 (41) 16
HAEFNER K	21 (43) 16
HAEFNER K	21 (45) 17
GOLLA J	21 (46) 18
GOLLA J	22 (47) 18
GOLLA J	22 (47) 19
GOLLA J	22 (48) 20
GOLLA J	22 (49) 21
KUEHN J	23 (51) 21
KUEHN J	24 (52) 21
KASTENING T	25 (56) 21
KASTENING T	25 (57) 22
WEBER P	26 (59) 22
WEINHOLD S	27 (59) 22
WEINHOLD S	27 (60) 23
GENSHEIMER U	28 (60) 23

Legend:	
%	Efficiency
9m	9-metre Shots
EG	Empty Goal
RC	Red Cards
YC	Yellow Cards
2Min	2-Minute Suspensions
BC	Blue Cards
FB	Fast Breaks
S/S	Saves/Shots
6m	6-metre Shots
BT	Breakthroughs
G/S	Goals/Shots
Wing	Wing Shots
7m	7-metre Shots
D	Direct Red Card
No.	Uniform Number
X	Red Card After 3rd 2-Minute Suspension

REVISED Yellow card has been reassigned for team NOR team official A



Match Team Statistics

チームの試合統計 / Statistiques du match par équipe

REVISED
31 JUL 9:07

Match 24

GER 28 - 23 NOR
(14 - 11) (14 - 12)

Referees: BRUNNER A / SALAH M (SUI)

GER - Germany

Players		Shots									Offence		Defence		Punishments			TP		
No.	Name	G/S	%	6m	Wing	9m	7m	FB	BT	EG	AS	TO	ST	BS	YC	2Min	RC		BC	
1	BITTER Johannes																			12:27
3	GENSHEIMER Uwe	6/6	100				6/6													1:15
4	GOLLA Johannes	2/3	67	2/3							1						1			50:11
6	LEMKE Finn																			
13	PEKELER Hendrik	2/2	100	2/2							1		1				1			39:59
15	KNORR Juri																			
17	WEINHOLD Steffen	2/6	33	1/4		0/1				1/1	2									36:43
20	WEBER Philipp	2/6	33	0/1		2/5					8	4								38:10
25	HAEFNER Kai	1/1	100					1/1			3									23:37
31	SCHILLER Marcel	3/6	50		3/6															57:45
33	WOLFF Andreas																			45:08
35	KUEHN Julius	3/4	75	1/2		2/2							1					1		27:30
73	KASTENING Timo	5/7	71	0/1	3/4			2/2					1							56:19
95	DRUX Paul	2/4	50	1/2		1/2					1	2								30:56
	Bench/Team												1				1			
Totals		28/45	62	7/15	6/10	5/10	6/6	3/3		1/1	16	9	1		1		3			

Goalkeepers		Total Shots		6m Shots		Wing Shots		9m Shots		7m Shots		Fast Breaks		Breakthroughs	
No.	Name	S/S	%	S/S	%	S/S	%	S/S	%	S/S	%	S/S	%	S/S	%
1	BITTER Johannes	7/9	78	3/4	75	2/3	67			2/2	100				
33	WOLFF Andreas	10/31	32	5/11	45	1/7	14	4/9	44	0/1	0	0/2	0	0/1	0
Totals		17/40	43	8/15	53	3/10	30	4/9	44	2/3	67	0/2	0	0/1	0

Team Shots	Goals	Saves	Missed	Post	Blocked	Total	%
6m Shots	7	7	1			15	47
Wing Shots	6	4				10	60
9m Shots	5	1	1		3	10	50
7m Shots	6				N/A	6	100
Fast Breaks	3					3	100
Breakthroughs							
Empty Goal	1	N/A				1	100
Totals	28	12	2		3	45	62

Number of Attacks: 48, Scoring Efficiency: 58%



Match Team Statistics
 チームの試合統計 / Statistiques du match par équipe

REVISED
 31 JUL 9:07

Match 24

GER 28 - 23 NOR
 (14 - 11) (14 - 12)

Referees: BRUNNER A / SALAH M (SUI)

GER - Germany

Shots Distribution

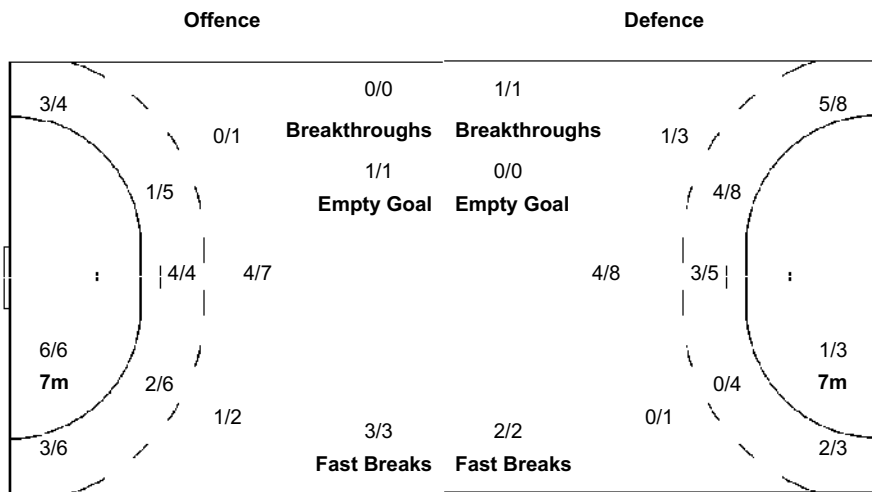
Players
Goals / Shots

1 BITTER J	3 GENSHEIMER U	4 GOLLA J	6 LEMKE F	13 PEKELER H	15 KNORR J	17 WEINHOLD S
		1/1		1/1		
	1/1	4/4			1/1	
		1/1	1/1			1/1
			1-Missed			1-Blocked

20 WEBER P	25 HAEFNER K	31 SCHILLER M	33 WOLFF A	35 KUEHN J	73 KASTENING T	95 DRUX P
	1/1	1/2 0/1 1/1		1/1 0/1	2/2	1/1
0/1						
2/2	0/1	1/1 0/1		1/1	2/3 0/1	0/1 1/1 1/1
2-Blocked						1-Missed

Team
Goals / Shots

6/7	0/2	3/3
0/1	1/1	
7/12	2/4	9/10
2-Missed		3-Blocked



Goalkeepers
Saves / Shots

1/3	1/3	2/4
4/5	1/1	0/1
3/8	2/2	3/13

1 BITTER J

1/1		1/1
2/2		
0/2	1/1	2/2

33 WOLFF A

0/2	1/3	1/3
2/3	1/1	0/1
3/6	1/1	1/11



Match Team Statistics

チームの試合統計 / Statistiques du match par équipe

REVISED
31 JUL 9:07

Match 24

GER 28 - 23 NOR
(14 - 11) (14 - 12)

Referees: BRUNNER A / SALAH M (SUI)

NOR - Norway

Players		Shots									Offence		Defence		Punishments			TP	
No.	Name	G/S	%	6m	Wing	9m	7m	FB	BT	EG	AS	TO	ST	BS	YC	2Min	RC		BC
5	SAGOSEN Sander	7/15	47	2/4		4/9	1/2				6								48:39
8	MYRHOL Bjarte																		3:02
10	FREDRIKSEN Magnus																		
11	OEVERBY Petter	3/7	43	1/5		1/1		1/1						1					25:35
12	SAEVERAAS Kristian																		14:25
15	TOENNESEN Kent Robin																		
17	JOENDAL Magnus	5/9	56		5/8		0/1									1			58:15
19	BJOERNSEN Kristian	3/4	75		2/3			1/1											58:49
21	GULLERUD Magnus	1/2	50	1/2							1			1		3	X		53:23
24	O'SULLIVAN Christian	2/3	67	2/2		0/1					2	2		1	1				47:13
27	REINKIND Harald	1/3	33	0/1		0/1			1/1			2						2	35:15
30	BERGERUD Torbjorn																		40:09
44	GULLIKSEN Kevin																		
77	ABELVIK ROED Magnus	1/3	33	1/3							1	2	1						35:15
Bench/Team																1			
Totals		23/46	50	7/17	7/11	5/12	1/3	2/2	1/1		10	6	1	3	2	6	1		

Goalkeepers		Total Shots		6m Shots		Wing Shots		9m Shots		7m Shots		Fast Breaks		Breakthroughs	
No.	Name	S/S	%	S/S	%	S/S	%	S/S	%	S/S	%	S/S	%	S/S	%
12	SAEVERAAS Kristian	5/14	36	2/3	67	3/7	43	0/1	0	0/2	0	0/1	0		
30	BERGERUD Torbjorn	7/25	28	5/11	45	1/3	33	1/5	20	0/4	0	0/2	0		
EG		1													
Totals		12/40	30	7/14	50	4/10	40	1/6	17	0/6	0	0/3	0		

Team Shots	Goals	Saves	Missed	Post	Blocked	Total	%
6m Shots	7	8		2		17	41
Wing Shots	7	3		1		11	64
9m Shots	5	4	2	1		12	42
7m Shots	1	2			N/A	3	33
Fast Breaks	2					2	100
Breakthroughs	1					1	100
Empty Goal		N/A					
Totals	23	17	2	4		46	50

Number of Attacks: 48, Scoring Efficiency: 48%



Match Team Statistics

チームの試合統計 / Statistiques du match par équipe

REVISED
31 JUL 9:07

Match 24

GER 28 - 23 NOR
(14 - 11) (14 - 12)

Referees: BRUNNER A / SALAH M (SUI)

NOR - Norway

Shots Distribution

Players

Goals / Shots

5 SAGOSEN S	8 MYRHOL B	10 FREDRIKSEN M	11 OEVERBY P	12 SAEVERAAS K	15 TOENNESEN KR	17 JOENDAL M
1/2 0/1						2/3
1/3			0/1 0/1 1/1			0/1
1/2 4/5			1/2 0/1 1/1			1/1 2/3

1-Missed 1-Post

19 BJOERNSSEN K	21 GULLERUD M	24 O'SULLIVAN C	27 REINKIND H	30 BERGERUD T	44 GULLIKSEN K	77 ABELVIK ROED M
1/1 1/1 0/1		1/1				
1/1	1/2	0/1 1/1				
			1/2			1/1

1-Missed 2-Post

Team Goals / Shots

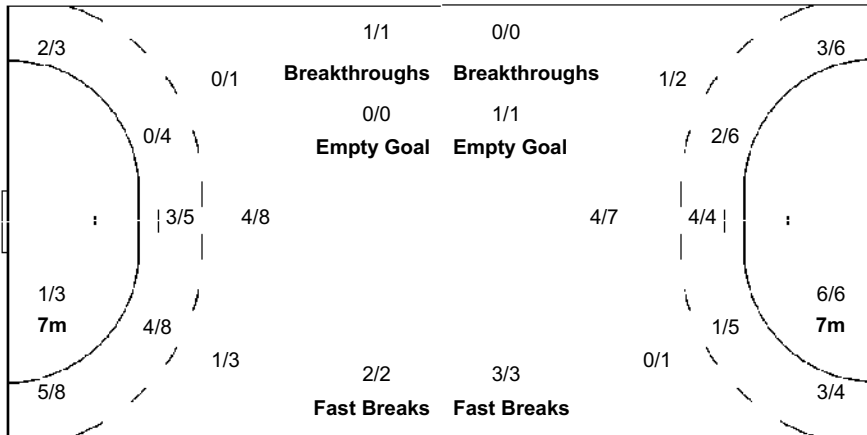
2/3	2/3	2/4
1/5	0/1	1/1
5/8	0/2	10/13

2-Missed 4-Post

Offence

Defence

Goalkeepers Saves / Shots



1/7	2/2	0/3
1/1	0/1	
5/12	2/4	1/10

12 SAEVERAAS K		
1/3		0/3
1/1		
1/3	2/2	0/2

30 BERGERUD T		
0/4	2/2	
4/9	0/2	1/8

Legend:		
%	Efficiency	
AS	Assists	
EG	Empty Goal	
RC	Red Cards	
Wing	Wing Shots	
2Min	2-Minute Suspensions	
BC	Blue Cards	
FB	Fast Breaks	
S/S	Saves/Shots	
X	Red Card After 3rd 2-Minute Suspension	
6m	6 metre Shots	
BS	Blocked Shots	
G/S	Goals/Shots	
ST	Steals	
YC	Yellow Cards	
7m	7-metre Shots	
BT	Breakthroughs	
N/A	Not Applicable	
TO	Turnover	
9m	9-metre Shots	
D	Direct Red Card	
No.	Uniform Number	
TP	Time Played	

REVISED

Yellow card has been reassigned for team NOR team official A



Empty Goal Analysis

無人ゴール 分析 / Analyses des attaques avec but vide

Match 24

GER 28 - 23 NOR

(14 - 11) (14 - 12)

Referees: BRUNNER A / SALAH M (SUI)

ATTACKS DURING OWN EMPTY GOAL SITUATION

Players on Court	Attacks		Goals		Saves		Missed		Blocked		Post		Turnovers		Scoring Efficiency -		Goals Against	
	GER	NOR	GER	NOR	GER	NOR	GER	NOR	GER	NOR	GER	NOR	GER	NOR	GER %	NOR %	GER	NOR
7 Against 6	2	5	0	0	1	4							1	1	0	0		
6 Against 6	1	4	1	3								1			100	75		
Others		3	2			1										67		1
Total:	3	12	1	5	1	5						1	1	1	33	42		1

GOALS/ATTACKS DURING OWN EMPTY GOAL SITUATION - ANALYSIS OF OCCURRENCE (in 5 min intervals)

Players on Court	1st Half											
	0-5		5-10		10-15		15-20		20-25		25-30	
	GER	NOR	GER	NOR	GER	NOR	GER	NOR	GER	NOR	GER	NOR
7 Against 6			0/1						0/1			
6 Against 6							1/1			1/1		
Others										1/1		
Total:			0/1				1/1		0/1			2/2

Players on Court	2nd Half											
	30-35		35-40		40-45		45-50		50-55		55-60	
	GER	NOR	GER	NOR	GER	NOR	GER	NOR	GER	NOR	GER	NOR
7 Against 6				0/2						0/2		0/1
6 Against 6				2/2		0/1						
Others												1/2
Total:				2/4		0/1				0/2		1/3

GOALS/ATTACKS DURING OWN EMPTY GOAL SITUATION - ANALYSIS BY DURATION

Team	<15 sec.	15-30 sec.	30-45 sec.	45-60 sec.	>60 sec.
GER			1/3		
NOR	0/2	4/7	1/2	0/1	

SUBSTITUTION SUMMARY

Players	GER	NOR
Goalkeeper <-> Goalkeeper	5	3
Court Player <-> Goalkeeper	10	28
Court Player <-> Court Player	94	40
Total:	109	71



Match Report

試合レポート / Compte rendu du match

Team A										Team B																																									
A										B																																									
POR - Portugal										JPN - Japan																																									
played in										in the hall										on										at										Spectators										Match Number	
Tokyo										Yoyogi National Stadium										SUN 1 AUG 2021										09:00																				25	
Half-time (30')		A		B		End of playing time		A		B		1st overtime		A		B		2nd overtime		A		B		After penalty throws		A		B																							
		14		16				30		31																																									
Number of 7m		A		Team time-out						Full name of players and officials										Team time-out						B		Number of 7m																							
1/3		1		19:49		2		3												1		27:26		2		39:29		3		59:30		2/3																			
No.	Team A						G	YC	2'	RC	BC	No.	Team B						G	YC	2'	RC	BC																												
5	DUARTE Gilberto								1			12	IWASHITA Yuta																																						
8	ITURRIZA Victor						1					13	KASAHARA Kenya						2																																
9	FERRAZ Joao						4					15	BAIG Adamyuki						2		1																														
10	MARTINS Miguel						2					18	NARITA Kohei						1		1																														
14	SILVA Rui						4					19	TOKUDA Shinnosuke																																						
15	SALINA Daymaro						2					20	WATANABE Jin						1																																
16	GOMES Humberto											21	DOI Remi Anri						4																																
22	BORGES Alexis						3	1	2			22	SAKAI Motoki						1																																
23	BRANQUINHO Diogo						2					25	MOTOKI Hiroki						5	1																															
25	AREIA Antonio						4					31	YOSHINO Tatsuki						3																																
27	GOMES Andre						4		1			33	AGARIE Yuto						4																																
41	CAPDEVILLE Gustavo											38	MIZUMACHI Kotaro																																						
82	FRADE Luis						3					41	TOKUDA Rennosuke						6																																
88	MAGALHAES Fabio						1					43	YOSHIDA Shuichi						2																																

Off.A	FIDALGO Paulo Jorge					Off.A	TODOROKI Manabu				
Off.B	PEREIRA Paulo Jorge	1				Off.B	SIGURDSSON Dagur	1			
Off.C	FERREIRA Telmo					Off.C	PARECKI Antoni Jerzy				
Off.D	CATARINO Paulo					Off.D	OKIMOTO Nobukazu				
Off.E	FONSECA Miguel					Off.E	IIDA Junichiro				

A	Signatures of responsables for the teams (Off.A)										B
Remarks of referees / IHF Official											

Referees	Signatures		Signatures	
	BRUNNER Arthur (SUI)		SALAH Morad (SUI)	
Technical Officials	TK: POSAVEC Josip (CRO)		SK: SOOS Balazs (HUN)	
IHF Official	ADJEMIAN Teodoro (ARG)			

Note: Number of 7m scored/awarded to resp. B, goals (G), yellow cards (YC), red cards (RC), red card after 3rd 2' suspension (X), direct red card (D) and blue cards (BC).



Results

結果 / Résultats

Match 25

POR 30 - 31 JPN
(14 - 16) (16 - 15)

Referees: BRUNNER A / SALAH M (SUI)

POR - Portugal

Players		Shots									Punishments			
No.	Name	G/S	%	6m	Wing	9m	7m	FB	BT	EG	YC	2Min	RC	BC
5	DUARTE Gilberto											1		
8	ITURRIZA Victor	1/2	50	1/2										
9	FERRAZ Joao	4/8	50	1/3		3/5								
10	MARTINS Miguel	2/3	67	1/1		1/2								
14	SILVA Rui	4/8	50	2/2		1/5		1/1						
15	SALINA Daymaro	2/3	67	1/2				1/1						
16	GOMES Humberto													
22	BORGES Alexis	3/3	100	3/3							1	2		
23	BRANQUINHO Diogo	2/3	67	1/1	1/2									
25	AREIA Antonio	4/9	44	2/3	1/3		1/3							
27	GOMES Andre	4/7	57	3/3		1/4							1	
41	CAPDEVILLE Gustavo													
82	FRADE Luis	3/3	100	3/3										
88	MAGALHAES Fabio	1/2	50	1/1		0/1								
Bench/Team														
Totals		30/51	59	19/24	2/5	6/17	1/3	2/2			2	4		

Goalkeepers		Saves							
No.	Name	S/S	%	6m	Wing	9m	7m	FB	BT
16	GOMES Humberto	11/40	28	4/16	2/9	4/6	1/3	0/3	0/3
41	CAPDEVILLE Gustavo								
EG		2							
Totals		11/42	26	4/16	2/9	4/6	1/3	0/3	0/3

JPN - Japan

Players		Shots									Punishments			
No.	Name	G/S	%	6m	Wing	9m	7m	FB	BT	EG	YC	2Min	RC	BC
12	IWASHITA Yuta													
13	KASAHARA Kenya	2/2	100	2/2										
15	BAIG Adamyuki	2/6	33	1/1		0/4		1/1				1		
18	NARITA Kohei	1/3	33	1/3								1		
19	TOKUDA Shinnosuke													
20	WATANABE Jin	1/4	25	1/2	0/1	0/1								
21	DOI Remi Anri	4/4	100		4/4									
22	SAKAI Motoki	1/1	100							1/1				
25	MOTOKI Hiroki	5/8	63	1/1	2/5		2/2				1			
31	YOSHINO Tatsuki	3/5	60	0/1		1/2			1/1	1/1				
33	AGARIE Yuto	4/6	67	1/1		0/1	0/1	2/2	1/1					
38	MIZUMACHI Kotaro													
41	TOKUDA Rennosuke	6/7	86	3/4	1/1	1/1			1/1					
43	YOSHIDA Shuichi	2/5	40	2/5										
Bench/Team											1			
Totals		31/51	61	12/20	7/11	2/9	2/3	3/3	3/3	2/2	2	2		

Goalkeepers		Saves							
No.	Name	S/S	%	6m	Wing	9m	7m	FB	BT
12	IWASHITA Yuta	8/32	25	2/16	2/4	4/9	0/1	0/2	
22	SAKAI Motoki	3/9	33	1/6	1/1	1/2			
Totals		11/41	27	3/22	3/5	5/11	0/1	0/2	

RUNNING SCORE

POR - JPN	
1st Half	
BORGES A	1 (1') 0
FERRAZ J	2 (4') 1
BORGES A	2 (4') 2
FERRAZ J	2 (6') 3
BORGES A	3 (6') 3
FERRAZ J	3 (9') 4
FERRAZ J	3 (10') 5
FERRAZ J	4 (11') 5
SALINA D	4 (12') 6
SALINA D	5 (13') 6
SALINA D	5 (13') 7
SALINA D	6 (16') 7
ITURRIZA V	6 (16') 8
GOMES A	7 (17') 8
GOMES A	7 (18') 9
GOMES A	8 (19') 9
FRADE L	9 (20') 9
FRADE L	9 (20') 10
FRADE L	9 (21') 11
FRADE L	10 (22') 11
FERRAZ J	10 (24') 12
FERRAZ J	11 (25') 12
FERRAZ J	11 (26') 13
FERRAZ J	11 (27') 14
AREIA A	12 (28') 14
AREIA A	12 (28') 15
FERRAZ J	13 (30') 15
FERRAZ J	13 (30') 16
SILVA R	14 (30') 16
2nd Half	
AREIA A	14 (31') 17
AREIA A	15 (32') 17
GOMES A	15 (33') 18
GOMES A	16 (34') 18
GOMES A	16 (34') 19
SILVA R	17 (35') 19
BRANQUINHO D	18 (37') 19
BRANQUINHO D	18 (38') 20
GOMES A	19 (38') 20
FRADE L	20 (40') 20
SILVA R	21 (42') 20
MAGALHAES F	22 (44') 20
MAGALHAES F	22 (46') 21
MARTINS M	23 (46') 21
MARTINS M	23 (46') 22
BRANQUINHO D	24 (47') 22
BRANQUINHO D	24 (47') 23
BRANQUINHO D	24 (49') 24
AREIA A	25 (52') 24
AREIA A	25 (53') 25
BORGES A	26 (54') 25
BORGES A	26 (55') 26
MARTINS M	27 (56') 26
MARTINS M	27 (56') 27
SILVA R	28 (57') 27
SILVA R	28 (57') 28
GOMES A	29 (58') 28
GOMES A	29 (58') 29
GOMES A	29 (59') 30
GOMES A	29 (60') 31
AREIA A	30 (60') 31

Legend:							
%	Efficiency	2Min	2-Minute Suspensions	6m	6-metre Shots	7m	7-metre Shots
9m	9-metre Shots	BC	Blue Cards	BT	Breakthroughs	D	Direct Red Card
EG	Empty Goal	FB	Fast Breaks	G/S	Goals/Shots	No.	Uniform Number
RC	Red Cards	S/S	Saves/Shots	Wing	Wing Shots	X	Red Card After 3rd 2-Minute Suspension
YC	Yellow Cards						



Match Team Statistics

チームの試合統計 / Statistiques du match par équipe

Match 25

POR 30 - 31 JPN

(14 - 16) (16 - 15)

Referees: BRUNNER A / SALAH M (SUI)

POR - Portugal

Players		Shots									Offence		Defence		Punishments			TP	
No.	Name	G/S	%	6m	Wing	9m	7m	FB	BT	EG	AS	TO	ST	BS	YC	2Min	RC		BC
5	DUARTE Gilberto												1			1			24:59
8	ITURRIZA Victor	1/2	50	1/2										2					21:02
9	FERRAZ Joao	4/8	50	1/3		3/5					1	1							24:40
10	MARTINS Miguel	2/3	67	1/1		1/2					4	2							24:14
14	SILVA Rui	4/8	50	2/2		1/5		1/1			2	1							38:38
15	SALINA Daymaro	2/3	67	1/2				1/1			1	1							27:14
16	GOMES Humberto																		51:54
22	BORGES Alexis	3/3	100	3/3											1	2			27:07
23	BRANQUINHO Diogo	2/3	67	1/1	1/2														43:35
25	AREIA Antonio	4/9	44	2/3	1/3		1/3												49:44
27	GOMES Andre	4/7	57	3/3		1/4					1	2					1		26:54
41	CAPDEVILLE Gustavo																		
82	FRADE Luis	3/3	100	3/3								1							29:06
88	MAGALHAES Fabio	1/2	50	1/1		0/1					1	1							30:53
Bench/Team															1				
Totals		30/51	59	19/24	2/5	6/17	1/3	2/2			10	9	1	2	2	4			

Goalkeepers		Total Shots		6m Shots		Wing Shots		9m Shots		7m Shots		Fast Breaks		Breakthroughs	
No.	Name	S/S	%	S/S	%	S/S	%	S/S	%	S/S	%	S/S	%	S/S	%
16	GOMES Humberto	11/40	28	4/16	25	2/9	22	4/6	67	1/3	33	0/3	0	0/3	0
41	CAPDEVILLE Gustavo														
EG		2													
Totals		11/42	26	4/16	25	2/9	22	4/6	67	1/3	33	0/3	0	0/3	0

Team Shots	Goals	Saves	Missed	Post	Blocked	Total	%
6m Shots	19	3		1	1	24	79
Wing Shots	2	3				5	40
9m Shots	6	5	3	3		17	35
7m Shots	1		1	1	N/A	3	33
Fast Breaks	2					2	100
Breakthroughs							
Empty Goal		N/A					
Totals	30	11	4	5	1	51	59

Number of Attacks: 56, Scoring Efficiency: 54%



Match Team Statistics

チームの試合統計 / Statistiques du match par équipe

Match 25

POR 30 - 31 JPN
(14 - 16) (16 - 15)

Referees: BRUNNER A / SALAH M (SUI)

POR - Portugal

Shots Distribution

Players

Goals / Shots


5 DUARTE G	8 ITURRIZA V	9 FERRAZ J	10 MARTINS M	14 SILVA R	15 SALINA D	16 GOMES H
		1/1 0/2 1/1			1/1	
	0/1 1/1			0/1 1/1		
		1/1		1/1		
		1-Missed	1-Blocked	1-Post	2-Missed 1-Post	1-Post

22 BORGES A	23 BRANQUINHO D	25 AREIA A	27 GOMES A	41 CAPDEVILLE G	82 FRADE L	88 MAGALHAES F
	0/1	1/1	2/2		1/1	
	1/1					1/2
1/1		0/1 1/1 1/1	1/1 0/1 1/1		2/2	
	1/1	1-Missed 1-Post	1-Post			

Team Goals / Shots

5/6	1/3	6/8
1/1	0/2	2/4
4/5	1/2	10/10
4-Missed	5-Post	1-Blocked

Offence



Defence

Goalkeepers Saves / Shots

2/7	2/4	1/4
0/1	2/3	1/3
0/4	2/5	1/11

16 GOMES H		
2/7	2/4	1/4
0/1	2/2	1/3
0/4	2/4	1/11

41 CAPDEVILLE G		



Match Team Statistics

チームの試合統計 / Statistiques du match par équipe

Match 25

POR 30 - 31 JPN
(14 - 16) (16 - 15)

Referees: BRUNNER A / SALAH M (SUI)

JPN - Japan

Players		Shots									Offence		Defence		Punishments			TP	
No.	Name	G/S	%	6m	Wing	9m	7m	FB	BT	EG	AS	TO	ST	BS	YC	2Min	RC		BC
12	IWASHITA Yuta																		42:55
13	KASAHARA Kenya	2/2	100	2/2									1						33:38
15	BAIG Adamyuki	2/6	33	1/1		0/4		1/1			2	2				1			31:40
18	NARITA Kohei	1/3	33	1/3										1		1			42:30
19	TOKUDA Shinnosuke																		
20	WATANABE Jin	1/4	25	1/2	0/1	0/1						2	1						24:03
21	DOI Remi Anri	4/4	100		4/4						1								48:39
22	SAKAI Motoki	1/1	100							1/1									10:28
25	MOTOKI Hiroki	5/8	63	1/1	2/5		2/2								1				51:51
31	YOSHINO Tatsuki	3/5	60	0/1		1/2			1/1	1/1	3	1							24:07
33	AGARIE Yuto	4/6	67	1/1		0/1	0/1	2/2	1/1			1	1						26:07
38	MIZUMACHI Kotaro																		22:05
41	TOKUDA Rennosuke	6/7	86	3/4	1/1	1/1			1/1		6	1							31:38
43	YOSHIDA Shuichi	2/5	40	2/5															30:19
	Bench/Team															1			
	Totals	31/51	61	12/20	7/11	2/9	2/3	3/3	3/3	2/2	12	7	3	1	2	2			

Goalkeepers		Total Shots		6m Shots		Wing Shots		9m Shots		7m Shots		Fast Breaks		Breakthroughs	
No.	Name	S/S	%	S/S	%	S/S	%	S/S	%	S/S	%	S/S	%	S/S	%
12	IWASHITA Yuta	8/32	25	2/16	13	2/4	50	4/9	44	0/1	0	0/2	0		
22	SAKAI Motoki	3/9	33	1/6	17	1/1	100	1/2	50						
	Totals	11/41	27	3/22	14	3/5	60	5/11	45	0/1	0	0/2	0		

Team Shots	Goals	Saves	Missed	Post	Blocked	Total	%
6m Shots	12	4	1	3		20	60
Wing Shots	7	2	2			11	64
9m Shots	2	4	1		2	9	22
7m Shots	2	1			N/A	3	67
Fast Breaks	3					3	100
Breakthroughs	3					3	100
Empty Goal	2	N/A				2	100
Totals	31	11	4	3	2	51	61

Number of Attacks: 55, Scoring Efficiency: 56%



Match Team Statistics

チームの試合統計 / Statistiques du match par équipe

Match 25

POR 30 - 31 JPN
(14 - 16) (16 - 15)

Referees: BRUNNER A / SALAH M (SUI)

JPN - Japan

Shots Distribution

Players

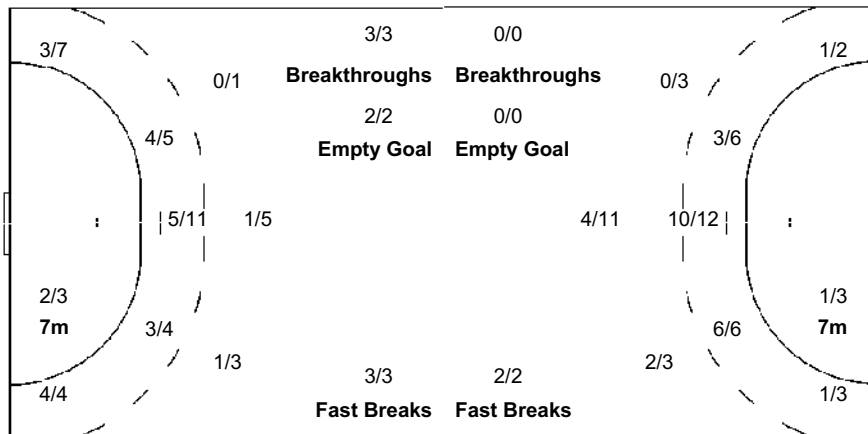
Goals / Shots

12 IWASHITA Y	13 KASAHARA K	15 BAIG A	18 NARITA K	19 TOKUDA S	20 WATANABE J	21 DOI RA
	1/1 1/1	2/2 0/1			0/2	
					1/1	1/1
		0/1				2/2
			0/2 1/1			1/1
		2-Blocked			1-Missed	
22 SAKAI M	25 MOTOKI H	31 YOSHINO T	33 AGARIE Y	38 MIZUMACHI K	41 TOKUDA R	43 YOSHIDA S
	1/1				1/1	
1/1		1/1	1/2			
		0/1				0/1
		2/2	1/1	2/2	1/1 1/1 2/2	1/1
	2-Missed	1-Post	1-Missed		1-Post	1-Post

Team Goals / Shots

5/7	2/4	3/4
1/1	1/3	2/3
4/4	3/5	10/11
4-Missed	3-Post	2-Blocked

Offence



Goalkeepers Saves / Shots

1/6	2/3	2/8
0/1	2/2	2/4
1/5	1/2	0/10

12 IWASHITA Y

0/4	2/3	1/5
0/1	1/1	2/4
1/5	1/1	0/8

22 SAKAI M

1/2		1/3
	1/1	
	0/1	0/2

Legend:		
%	Efficiency	
AS	Assists	
EG	Empty Goal	
RC	Red Cards	
Wing	Wing Shots	
2Min	2-Minute Suspensions	
BC	Blue Cards	
FB	Fast Breaks	
S/S	Saves/Shots	
X	Red Card After 3rd 2-Minute Suspension	
6m	6 metre Shots	
BS	Blocked Shots	
G/S	Goals/Shots	
ST	Steals	
YC	Yellow Cards	
7m	7-metre Shots	
BT	Breakthroughs	
N/A	Not Applicable	
TO	Turnover	
9m	9-metre Shots	
D	Direct Red Card	
No.	Uniform Number	
TP	Time Played	



Empty Goal Analysis

無人ゴール 分析 / Analyses des attaques avec but vide

Match 25

POR 30 - 31 JPN

(14 - 16) (16 - 15)

Referees: BRUNNER A / SALAH M (SUI)

ATTACKS DURING OWN EMPTY GOAL SITUATION

Players on Court	Attacks		Goals		Saves		Missed		Blocked		Post		Turnovers		Scoring Efficiency -		Goals Against	
	POR	JPN	POR	JPN	POR	JPN	POR	JPN	POR	JPN	POR	JPN	POR	JPN	POR	%JPN	POR	JPN
7 Against 6	11	15	5	9	3	5	1	1					2		45	60	1	
6 Against 6	6	3	2	2	4					1			1		33	67	1	
Others		1		1												100		
Total:	17	19	7	12	7	5	1	1		1			3		41	63	2	

GOALS/ATTACKS DURING OWN EMPTY GOAL SITUATION - ANALYSIS OF OCCURRENCE (in 5 min intervals)

Players on Court	1st Half											
	0-5		5-10		10-15		15-20		20-25		25-30	
	POR	JPN	POR	JPN	POR	JPN	POR	JPN	POR	JPN	POR	JPN
7 Against 6		2/2		0/1	1/1	0/1		2/2		0/2		
6 Against 6			0/1				1/1		0/1			1/1
Others							1/1					
Total:		2/2	0/1	0/1	1/1	0/1	1/1	3/3	0/1	0/2		1/1

Players on Court	2nd Half											
	30-35		35-40		40-45		45-50		50-55		55-60	
	POR	JPN	POR	JPN	POR	JPN	POR	JPN	POR	JPN	POR	JPN
7 Against 6		2/2	1/1	0/1			2/4	2/2	0/3	0/1	1/2	1/1
6 Against 6			0/1			0/1					1/2	1/1
Others												
Total:		2/2	1/2	0/1		0/1	2/4	2/2	0/3	0/1	2/4	2/2

GOALS/ATTACKS DURING OWN EMPTY GOAL SITUATION - ANALYSIS BY DURATION

Team	<15 sec.	15-30 sec.	30-45 sec.	45-60 sec.	>60 sec.
POR	2/3	2/7	2/6	1/1	
JPN	5/9	2/4	4/4	1/2	

SUBSTITUTION SUMMARY

Players	POR	JPN
Goalkeeper <-> Goalkeeper	0	3
Court Player <-> Goalkeeper	40	52
Court Player <-> Court Player	113	77
Total:	153	132



Match Report

試合レポート / Compte rendu du match

Team A										Team B																																									
A										B																																									
EGY - Egypt										BRN - Bahrain																																									
played in										in the hall										on										at										Spectators										Match Number	
Tokyo										Yoyogi National Stadium										SUN 1 AUG 2021										11:00																				26	
Half-time (30')		A		B		End of playing time		A		B		1st overtime		A		B		2nd overtime		A		B		After penalty throws		A		B																							
		15		7				30		20																																									
Number of 7m		A		Team time-out		Full name of players and officials										Team time-out		B		Number of 7m																															
		1/2		1 2 3												1 18:37 2 46:15 3		3/4																																	
No.	Team A					G	YC	2'	RC	BC	No.	Team B					G	YC	2'	RC	BC																														
5	OMAR Yahia					2					1	MAHFOODH Husain																																							
15	MOHAMED Ahmed					2	1				3	EID Ali					2																																		
24	ELMASRY Ibrahim										8	ALI Hasan							1																																
31	ELWAKIL Omar					4					9	ALSAMAHJI Hasan					2																																		
39	ELDERAA Yehia					2					15	ABDULREDHA Mohamed					1																																		
42	KADDAH Hassan					2		1			18	FADHUL Ahmed					2																																		
45	ELDERAA Seif					4					19	ALI Mohamed																																							
66	ELAHMAR Ahmed					5	1				21	ALI Mohamed																																							
80	MESILHY Ahmed					4					50	ALMAQABI Ahmed					3	1																																	
88	HENDAWY Karim										77	ALI Ali Merza					1																																		
89	SHEBIB Mohamed							1			89	HABIB Mahdi																																							
90	MOHAMED Ali					1					93	AHMED Mohamed					4																																		
91	SANAD Mohammad					3					95	MOHAMED Mohamed					3																																		
96	ELTAYAR Mohamed					1					99	ALSAYYAD Husain					2																																		

Off.A	ABUZEID Nouredin					Off.A	ALNAJEM Ahmed				
Off.B	PARRONDO Roberto					Off.B	KRIST JANSSON Aron				
Off.C	MOSA Mohamed					Off.C	ABDULLA Esam				
Off.D	LOSERT Venio					Off.D	ALMESHAIMA Maitham				
Off.E	CARTON LLORENTE Antonio					Off.E	EATMADI Ismaeel				

A	Signatures of responsables for the teams (Off.A)										B
Remarks of referees / IHF Official											

Referees	Signatures					Signatures				
	RALUY LOPEZ Oscar (ESP)					SABROSO RAMIREZ Angel (ESP)				
Technical Officials	TK: SOEDAL Per Morten (NOR)					SK: POSAVEC Josip (CRO)				
IHF Official	NACHEVSKI Dragan (MKD)									

Note: Number of 7m scored/awarded to resp. B, goals (G), yellow cards (YC), red cards (RC), red card after 3rd 2' suspension (X), direct red card (D) and blue cards (BC).



Results

結果 / Résultats

Match 26

EGY 30 - 20 BRN

(15 - 7) (15 - 13)

Referees: RALUY LOPEZ O / SABROSO RAMIREZ A (ESP)

EGY - Egypt

Players		Shots									Punishments			
No.	Name	G/S	%	6m	Wing	9m	7m	FB	BT	EG	YC	2Min	RC	BC
5	OMAR Yahia	2/4	50	0/1		0/1		1/1	1/1					
15	MOHAMED Ahmed	2/5	40	0/2		1/2			1/1		1			
24	ELMASRY Ibrahim													
31	ELWAKIL Omar	4/5	80		0/1			4/4						
39	ELDERAA Yehia	2/4	50	2/2		0/2								
42	KADDAH Hassan	2/4	50	1/2		1/2						1		
45	ELDERAA Seif	4/7	57	2/2	0/2	1/1		1/1		0/1				
66	ELAHMAR Ahmed	5/8	63	3/3		0/2	1/2		1/1		1			
80	MESILHY Ahmed	4/5	80	4/5										
88	HENDAWY Karim													
89	SHEBIB Mohamed	0/1	0	0/1								1		
90	MOHAMED Ali	1/2	50	1/1		0/1								
91	SANAD Mohammad	3/4	75		2/2			1/1		0/1				
96	ELTAYAR Mohamed	1/1	100							1/1				
Bench/Team														
Totals		30/50	60	13/19	2/5	3/11	1/2	7/7	3/3	1/3	2	2		

Goalkeepers		Saves							
No.	Name	S/S	%	6m	Wing	9m	7m	FB	BT
88	HENDAWY Karim								
96	ELTAYAR Mohamed	15/35	43	6/14	3/6	2/4	1/4	1/5	2/2
Totals		15/35	43	6/14	3/6	2/4	1/4	1/5	2/2

BRN - Bahrain

Players		Shots									Punishments			
No.	Name	G/S	%	6m	Wing	9m	7m	FB	BT	EG	YC	2Min	RC	BC
1	MAHFOODH Husain													
3	EID Ali	2/3	67	2/3										
8	ALI Hasan	0/2	0		0/1			0/1				1		
9	ALSAMAHJI Hasan	2/3	67					2/3						
15	ABDULREDHA Mohamed	1/4	25	1/3		0/1								
18	FADHUL Ahmed	2/4	50		2/3			0/1						
19	ALI Mohamed	0/2	0	0/2										
21	ALI Mohamed													
50	ALMAQABI Ahmed	3/7	43	2/5				1/1	0/1		1			
77	ALI Ali Merza	1/4	25	0/2		1/2								
89	HABIB Mahdi													
93	AHMED Mohamed	4/6	67	1/1	0/1	0/1	2/2	1/1						
95	MOHAMED Mohamed	3/5	60	1/1	1/1	1/2			0/1					
99	ALSAYYAD Husain	2/6	33	1/1		0/3	1/2							
Bench/Team														
Totals		20/46	43	8/18	3/6	2/9	3/4	4/7	0/2		1	1		

Goalkeepers		Saves							
No.	Name	S/S	%	6m	Wing	9m	7m	FB	BT
1	MAHFOODH Husain	3/12	25	1/5		2/4		0/2	0/1
21	ALI Mohamed	9/29	31	3/12	3/5	2/3	1/2	0/5	0/2
EG									1
Totals		12/42	29	4/17	3/5	4/7	1/2	0/7	0/3

RUNNING SCORE

EGY - BRN	
1st Half	
ELDERAA Y	1 (3') 0
	1 (3') 1 ALI AM
MOHAMED A	2 (4') 1
SANAD M	3 (6') 1
	3 (8') 2 AHMED M
	3 (12') 3 ALMAQABI A
ELAHMAR A	4 (12') 3
ELAHMAR A	5 (12') 3
	5 (14') 4 FADHUL A
ELDERAA Y	6 (14') 4
	6 (16') 5 MOHAMED M
ELDERAA S	7 (16') 5
ELDERAA S	8 (19') 5
	8 (20') 6 ALSAYYAD H
MESILHY A	9 (21') 6
ELWAKIL O	10 (22') 6
MOHAMED A	11 (24') 6
ELTAYAR M	12 (25') 6
	12 (26') 7 ALMAQABI A
MESILHY A	13 (28') 7
MESILHY A	14 (29') 7
OMAR Y	15 (30') 7

2nd Half	
ELWAKIL O	16 (32') 7
	16 (32') 8 ALMAQABI A
	16 (33') 9 ALSAMAHJI H
ELAHMAR A	17 (34') 9
	17 (35') 10 FADHUL A
	17 (37') 11 AHMED M
	17 (37') 12 AHMED M
ELAHMAR A	18 (38') 12
	18 (39') 13 AHMED M
MOHAMED A	19 (39') 13
	19 (39') 14 ALSAYYAD H
	19 (40') 15 ALSAMAHJI H
ELAHMAR A	20 (41') 15
SANAD M	21 (44') 15
MESILHY A	22 (46') 15
ELWAKIL O	23 (46') 15
SANAD M	24 (47') 15
	24 (49') 16 MOHAMED M
OMAR Y	25 (51') 16
KADDAH H	26 (53') 16
ELDERAA S	27 (54') 16
	27 (54') 17 MOHAMED M
KADDAH H	28 (55') 17
	28 (58') 18 EID A
ELDERAA S	29 (58') 18
ELWAKIL O	30 (59') 18
	30 (59') 19 ABDULREDHA M
	30 (60') 20 EID A

Legend:							
%	Efficiency	2Min	2-Minute Suspensions	6m	6-metre Shots	7m	7-metre Shots
9m	9-metre Shots	BC	Blue Cards	BT	Breakthroughs	D	Direct Red Card
EG	Empty Goal	FB	Fast Breaks	G/S	Goals/Shots	No.	Uniform Number
RC	Red Cards	S/S	Saves/Shots	Wing	Wing Shots	X	Red Card After 3rd 2-Minute Suspension
YC	Yellow Cards						



Match Team Statistics

チームの試合統計 / Statistiques du match par équipe

Match 26

EGY 30 - 20 BRN

(15 - 7) (15 - 13)

Referees: RALUY LOPEZ O / SABROSO RAMIREZ A (ESP)

EGY - Egypt

Players		Shots									Offence		Defence		Punishments			TP	
No.	Name	G/S	%	6m	Wing	9m	7m	FB	BT	EG	AS	TO	ST	BS	YC	2Min	RC		BC
5	OMAR Yahia	2/4	50	0/1		0/1		1/1	1/1		2	1							17:08
15	MOHAMED Ahmed	2/5	40	0/2		1/2			1/1			3	3		1				44:06
24	ELMASRY Ibrahim												1	3					33:10
31	ELWAKIL Omar	4/5	80		0/1			4/4											41:08
39	ELDERAA Yehia	2/4	50	2/2		0/2					2	2							41:36
42	KADDAH Hassan	2/4	50	1/2		1/2					1	1					1		13:56
45	ELDERAA Seif	4/7	57	2/2	0/2	1/1		1/1		0/1	2								35:51
66	ELAHMAR Ahmed	5/8	63	3/3		0/2	1/2		1/1			2			1				27:26
80	MESILHY Ahmed	4/5	80	4/5															11:54
88	HENDAWY Karim																		
89	SHEBIB Mohamed	0/1	0	0/1							1			1			1		16:31
90	MOHAMED Ali	1/2	50	1/1		0/1					2			1					21:58
91	SANAD Mohammad	3/4	75		2/2			1/1		0/1		1	1						56:21
96	ELTAYAR Mohamed	1/1	100							1/1									58:55
Bench/Team												1							
Totals		30/50	60	13/19	2/5	3/11	1/2	7/7	3/3	1/3	10	11	5	5	2	2			

Goalkeepers		Total Shots		6m Shots		Wing Shots		9m Shots		7m Shots		Fast Breaks		Breakthroughs	
No.	Name	S/S	%	S/S	%	S/S	%	S/S	%	S/S	%	S/S	%	S/S	%
88	HENDAWY Karim														
96	ELTAYAR Mohamed	15/35	43	6/14	43	3/6	50	2/4	50	1/4	25	1/5	20	2/2	100
Totals		15/35	43	6/14	43	3/6	50	2/4	50	1/4	25	1/5	20	2/2	100

Team Shots	Goals	Saves	Missed	Post	Blocked	Total	%
6m Shots	13	4		2		19	68
Wing Shots	2	3				5	40
9m Shots	3	4	2	2		11	27
7m Shots	1	1			N/A	2	50
Fast Breaks	7					7	100
Breakthroughs	3					3	100
Empty Goal	1	N/A	2			3	33
Totals	30	12	4	4		50	60

Number of Attacks: 58, Scoring Efficiency: 52%



Match Team Statistics

チームの試合統計 / Statistiques du match par équipe

Match 26

EGY 30 - 20 BRN
(15 - 7) (15 - 13)

Referees: RALUY LOPEZ O / SABROSO RAMIREZ A (ESP)

EGY - Egypt

Shots Distribution

Players

Goals / Shots


5 OMAR Y	15 MOHAMED A	24 ELMASRY I	31 ELWAKIL O	39 ELDERAA Y	42 KADDAH H	45 ELDERAA S
1/1	1/1		1/1		1/1	2/2
0/1			1/2		0/1	
0/1	0/1			1/1	0/1	1/2
1/1	0/1	0/1	2/2	1/1	1/1	0/1
	2-Post			2-Missed		1-Missed

66 ELAHMAR A	80 MESILHY A	88 HENDAWY K	89 SHEBIB M	90 MOHAMED A	91 SANAD M	96 ELTAYAR M
2/2					2/2	
1/1						1/1
0/1		2/2		1/1		
2/2	1/1	1/1	0/1			
	1-Post			1-Post	1-Missed	

Team Goals / Shots

9/9	1/1	3/5
0/2	1/1	3/6
7/8	1/2	5/8
4-Missed	4-Post	

Offence



Defence

Goalkeepers Saves / Shots

2/2		1/5
0/2		2/2
2/7	3/6	5/11

88 HENDAWY K

96 ELTAYAR M		
2/2		1/5
0/2		2/2
2/7	3/6	5/11



Match Team Statistics

チームの試合統計 / Statistiques du match par équipe

Match 26

EGY 30 - 20 BRN

(15 - 7) (15 - 13)

Referees: RALUY LOPEZ O / SABROSO RAMIREZ A (ESP)

BRN - Bahrain

Players		Shots									Offence		Defence		Punishments			TP	
No.	Name	G/S	%	6m	Wing	9m	7m	FB	BT	EG	AS	TO	ST	BS	YC	2Min	RC		BC
1	MAHFOODH Husain																		14:32
3	EID Ali	2/3	67	2/3								1							31:39
8	ALI Hasan	0/2	0		0/1			0/1			1	1				1			32:00
9	ALSAMAHJI Hasan	2/3	67					2/3											28:27
15	ABDULREDHA Mohamed	1/4	25	1/3		0/1						2							18:22
18	FADHUL Ahmed	2/4	50		2/3			0/1			1								39:25
19	ALI Mohamed	0/2	0	0/2									1						32:21
21	ALI Mohamed										1								41:26
50	ALMAQABI Ahmed	3/7	43	2/5				1/1	0/1		2	1				1			30:47
77	ALI Ali Merza	1/4	25	0/2		1/2						5							24:41
89	HABIB Mahdi																		31:27
93	AHMED Mohamed	4/6	67	1/1	0/1	0/1	2/2	1/1			2	2							30:08
95	MOHAMED Mohamed	3/5	60	1/1	1/1	1/2			0/1		2	1							28:16
99	ALSAYYAD Husain	2/6	33	1/1		0/3	1/2				1	1							36:29
	Bench/Team											1							
	Totals	20/46	43	8/18	3/6	2/9	3/4	4/7	0/2		10	15	1		1	1			

Goalkeepers		Total Shots		6m Shots		Wing Shots		9m Shots		7m Shots		Fast Breaks		Breakthroughs	
No.	Name	S/S	%	S/S	%	S/S	%	S/S	%	S/S	%	S/S	%	S/S	%
1	MAHFOODH Husain	3/12	25	1/5	20			2/4	50			0/2	0	0/1	0
21	ALI Mohamed	9/29	31	3/12	25	3/5	60	2/3	67	1/2	50	0/5	0	0/2	0
	EG	1													
	Totals	12/42	29	4/17	24	3/5	60	4/7	57	1/2	50	0/7	0	0/3	0

Team Shots	Goals	Saves	Missed	Post	Blocked	Total	%
6m Shots	8	6	1	1	2	18	44
Wing Shots	3	3				6	50
9m Shots	2	2	2		3	9	22
7m Shots	3	1			N/A	4	75
Fast Breaks	4	1	1	1		7	57
Breakthroughs		2				2	0
Empty Goal		N/A					
Totals	20	15	4	2	5	46	43

Number of Attacks: 57, Scoring Efficiency: 35%



Match Team Statistics

チームの試合統計 / Statistiques du match par équipe

Match 26

EGY 30 - 20 BRN
(15 - 7) (15 - 13)

Referees: RALUY LOPEZ O / SABROSO RAMIREZ A (ESP)

BRN - Bahrain

Shots Distribution

Players

Goals / Shots

1 MAHFOODH H	3 EID A	8 ALI H	9 ALSAMAHIJI H	15 ABDULREDHA M	18 FADHUL A	19 ALI M
	1/1		1/1	0/1	2/2	
	1/1 0/1		1/1	1/1	0/1	0/1
		0/1 0/1				
			1-Post	1-Post 1-Blocked 1-Missed		
21 ALI M	50 ALMAQABI A	77 ALI AM	89 HABIB M	93 AHMED M	95 MOHAMED M	99 ALSAYYAD H
	0/1			0/1	1/1	
	2/2 1/2	0/1		1/1		
		1/1		2/2 1/2	0/1 1/1 1/1	1/1 1/3
	2-Blocked 2-Missed				1-Blocked 1-Missed	1-Blocked


Team Goals / Shots

0/2	4/5
2/2	0/2
5/7	3/6 6/11
4-Missed	2-Post 5-Blocked

Offence

Defence

Goalkeepers Saves / Shots



0/9	0/1	2/5
2/2	0/1	3/6
1/8	1/2	3/8

1 MAHFOODH H

0/4	0/1
1/1	0/1
0/2	1/2 1/1

21 ALI M

0/5	0/1	2/4
1/1		3/5
1/6		2/7

Legend:	2Min 2-Minute Suspensions	6m 6 metre Shots	7m 7-metre Shots	9m 9-metre Shots
% Efficiency	BC Blue Cards	BS Blocked Shots	BT Breakthroughs	D Direct Red Card
AS Assists	FB Fast Breaks	G/S Goals/Shots	N/A Not Applicable	No. Uniform Number
EG Empty Goal	S/S Saves/Shots	ST Steals	TO Turnover	TP Time Played
RC Red Cards	X Red Card After 3rd 2-Minute Suspension	YC Yellow Cards		
Wing Wing Shots				



Empty Goal Analysis

無人ゴール 分析 / Analyses des attaques avec but vide

Match 26

EGY 30 - 20 BRN

(15 - 7) (15 - 13)

Referees: RALUY LOPEZ O / SABROSO RAMIREZ A (ESP)

ATTACKS DURING OWN EMPTY GOAL SITUATION

Players on Court	Attacks		Goals		Saves		Missed		Blocked		Post		Turnovers		Scoring Efficiency -		Goals Against	
	EGY	BRN	EGY	BRN	EGY	BRN	EGY	BRN	EGY	BRN	EGY	BRN	EGY	BRN	EGY %	BRN %	EGY	BRN
7 Against 6		9		3		4		1					1			33		1
6 Against 6	1	2	0	1									1	1	0	50		
Others																		
Total:	1	11	0	4		4		1					1	2	0	36		1

GOALS/ATTACKS DURING OWN EMPTY GOAL SITUATION - ANALYSIS OF OCCURRENCE (in 5 min intervals)

Players on Court	1st Half											
	0-5		5-10		10-15		15-20		20-25		25-30	
	EGY	BRN	EGY	BRN	EGY	BRN	EGY	BRN	EGY	BRN	EGY	BRN
7 Against 6										0/2		1/4
6 Against 6						0/1		1/1				
Others												
Total:						0/1		1/1		0/2		1/4

Players on Court	2nd Half											
	30-35		35-40		40-45		45-50		50-55		55-60	
	EGY	BRN	EGY	BRN	EGY	BRN	EGY	BRN	EGY	BRN	EGY	BRN
7 Against 6												2/3
6 Against 6			0/1									
Others												
Total:			0/1									2/3

GOALS/ATTACKS DURING OWN EMPTY GOAL SITUATION - ANALYSIS BY DURATION

Team	<15 sec.	15-30 sec.	30-45 sec.	45-60 sec.	>60 sec.
EGY		0/1			
BRN	1/2	2/7	1/2		

SUBSTITUTION SUMMARY

Players	EGY	BRN
Goalkeeper <-> Goalkeeper	0	1
Court Player <-> Goalkeeper	4	22
Court Player <-> Court Player	93	52
Total:	97	75



Match Report

試合レポート / Compte rendu du match

Team A										Team B																							
A										B																							
ESP - Spain										ARG - Argentina																							
played in					in the hall					on					at					Match Number													
Tokyo					Yoyogi National Stadium					SUN 1 AUG 2021					14:15					27													
Half-time (30')		A	B	End of playing time		A	B	1st overtime		A	B	2nd overtime		A	B	After penalty throws		A	B														
		17	12			36	27																										
Number of 7m		A		Team time-out			Full name of players and officials										Team time-out			B		Number of 7m											
4/5		1		27:44													1			7:39		2		20:11		3		36:18		3/6			
No.	Team A						G	YC	2'	RC	BC	No.	Team B						G	YC	2'	RC	BC										
1	PEREZ de VARGAS MORENO Gonzalo						1					2	FERNANDEZ Federico Gaston						2														
3	GURBINDO MARTINEZ Eduardo						1					4	SIMONET Sebastian Alejandro						2														
5	MAQUEDA PENO Jorge						4					5	VAINSTEIN Pablo									1											
9	ENTRERRIOS RODRIGUEZ Raul						1		1			7	PIZARRO Ignacio						5			1											
10	DUJSHEBAEV DOVICHEBAEVA Alex						2					8	SIMONET Pablo Ariel						4			1											
11	SARMIENTO MELIAN Daniel						3					9	BARONETTO Santiago						3														
12	CORRALES RODAL Rodrigo											10	MARTINEZ CAMI Pedro						2														
13	AGUINAGALDE AQUIZU Julen						4					11	MOSCARIELLO Lucas Dario						3														
14	SOLE SALA Ferran						5					15	CAROU Gonzalo Matias						1														
17	FIGUERAS TREJO Adrian						4		1			20	MARTINEZ Ramiro						2														
27	GARCIA ROBLEDO Antonio						2					22	MOURINO Gaston Alberto						3														
28	GOMEZ ABELLO Aleix						6					40	MACIEL Leonel Carlos Sergio																				
30	GUARDIOLA VILLAPLANA Gedeon											77	BONANNO Nicolas																				
51	SANCHEZ-MIGALLON NARANJO Miguel						3		1			87	BAR Juan Manuel																				

Off.A	RIBERA ROMANS Jordi					Off.A	MILANO Guillermo				
Off.B	MONTES AGUERA Cesar Jesus					Off.B	CADENAS MONTANES Manuel				
Off.C	MUNOZ BENITO Juan Jose					Off.C	CAZON Guillermo Hector				
Off.D	LLORENTE RUIZ Francisco Daniel					Off.D	MARINO Carlos Eduardo				
Off.E	RIVILLA GARCIA Jesus										

A	Signatures of responsables for the teams (Off.A)										B
Remarks of referees / IHF Official											

Referees	KURTAGIC Mirza (SWE)					Signatures	WETTERWIK Mattias (SWE)					Signatures
Technical Officials	TK: REISINGER Gerhard (AUT)						SK: SEDREZ Salvio (BRA)					
IHF Official	JENSEN Bjarne Munk (DEN)											

Note: Number of 7m scored/awarded to resp. B, goals (G), yellow cards (YC), red cards (RC), red card after 3rd 2' suspension (X), direct red card (D) and blue cards (BC).



Results

結果 / Résultats

Match 27

ESP 36 - 27 ARG
 (17 - 12) (19 - 15)

Referees: KURTAGIC M / WETTERWIK M (SWE)

ESP - Spain

Players		Shots									Punishments			
No.	Name	G/S	%	6m	Wing	9m	7m	FB	BT	EG	YC	2Min	RC	BC
1	PEREZ de VARGAS MORENO Gonzalo	1/1	100							1/1				
3	GURBINDO MARTINEZ Eduardo	1/1	100	1/1										
5	MAQUEDA PENO Jorge	4/6	67	0/1		2/3			1/1	1/1				
9	ENTRERRIOS RODRIGUEZ Raul	1/3	33			0/2		1/1				1		
10	DUJSHEBAEV DOVICHEBAEVA Alex	2/2	100	1/1					1/1					
11	SARMIENTO MELIAN Daniel	3/6	50	0/3		1/1			1/1	1/1				
12	CORRALES RODAL Rodrigo													
13	AGUINALDE AQUIZU Julen	4/4	100	4/4										
14	SOLE SALA Ferran	5/8	63		2/2		0/1	2/3		1/2				
17	FIGUERAS TREJO Adrian	4/4	100	1/1	1/1			1/1		1/1			1	
27	GARCIA ROBLEDO Antonio	2/7	29	0/1		1/5			1/1					
28	GOMEZ ABELLO Aleix	6/7	86				4/4	2/3						
30	GUARDIOLA VILLAPLANA Gedeon													
51	SANCHEZ-MIGALLON NARANJO Miguel	3/6	50		2/5	1/1							1	
Bench/Team														
Totals		36/55	65	7/12	5/8	5/12	4/5	6/8	4/4	5/6			3	

Goalkeepers		Saves							
No.	Name	S/S	%	6m	Wing	9m	7m	FB	BT
1	PEREZ de VARGAS MORENO Gonzalo	11/36	31	3/11	3/6	2/3	3/6	0/7	0/3
12	CORRALES RODAL Rodrigo								
EG		2							
Totals		11/38	29	3/11	3/6	2/3	3/6	0/7	0/3

ARG - Argentina

Players		Shots									Punishments			
No.	Name	G/S	%	6m	Wing	9m	7m	FB	BT	EG	YC	2Min	RC	BC
2	FERNANDEZ Federico Gaston	2/5	40	1/1	0/1		0/1			1/2				
4	SIMONET Sebastian Alejandro	2/4	50	1/1		0/1	1/2							
5	VAINSTEIN Pablo											1		
7	PIZARRO Ignacio	5/6	83	1/1	2/3		1/1	1/1				1		
8	SIMONET Pablo Ariel	4/7	57			0/2	1/2		2/2	1/1			1	
9	BARONETTO Santiago	3/5	60		1/3			2/2						
10	MARTINEZ CAMI Pedro	2/8	25	0/1		0/4		1/1	1/2					
11	MOSCARIELLO Lucas Dario	3/4	75	3/4										
15	CAROU Gonzalo Matias	1/2	50	1/2										
20	MARTINEZ Ramiro	2/2	100					2/2						
22	MOURINO Gaston Alberto	3/3	100	1/1		1/1		1/1						
40	MACIEL Leonel Carlos Sergio													
77	BONANNO Nicolas	0/2	0	0/1		0/1								
87	BAR Juan Manuel													
Bench/Team														
Totals		27/48	56	8/12	3/7	1/9	3/6	7/7	3/4	2/3			3	

Goalkeepers		Saves							
No.	Name	S/S	%	6m	Wing	9m	7m	FB	BT
40	MACIEL Leonel Carlos Sergio	2/13	15	1/3	0/2	1/3	1/5	0/3	0/2
87	BAR Juan Manuel	8/28	29	1/6	2/5	3/6	1/5	1/4	0/2
EG		5							
Totals		10/46	22	2/9	2/7	4/9	1/5	1/7	0/4

RUNNING SCORE
 ESP - ARG

1st Half	
GOMEZ ABELLO A	0 (1') 1 BARONETTO S
SARMIENTO MELIAN D	1 (4') 2 SIMONET PA
GOMEZ ABELLO A	2 (5') 2
GOMEZ ABELLO A	2 (6') 3 BARONETTO S
GOMEZ ABELLO A	3 (8') 3
GOMEZ ABELLO A	4 (8') 3
MAQUEDA PENO J	5 (10') 3
MAQUEDA PENO J	5 (10') 4 BARONETTO S
SANCHEZ-MIGALLON	6 (10') 4
MAQUEDA PENO J	7 (11') 4
ENTRERRIOS RODRIG	8 (13') 4
ENTRERRIOS RODRIG	8 (14') 5 MOURINO GA
SARMIENTO MELIAN D	9 (15') 5
MAQUEDA PENO J	10 (17') 5
GURBINDO MARTINEZ	11 (19') 5
SOLE SALA F	12 (21') 5
SOLE SALA F	12 (22') 6 SIMONET SA
SOLE SALA F	12 (23') 7 MARTINEZ R
AGUINALDE AQUIZU	13 (23') 7
AGUINALDE AQUIZU	13 (24') 8 FERNANDEZ FG
SOLE SALA F	13 (25') 9 CAROU GM
SOLE SALA F	14 (26') 9
SOLE SALA F	14 (27') 10 SIMONET SA
GARCIA ROBLEDO A	14 (28') 11 SIMONET PA
GARCIA ROBLEDO A	15 (29') 11
GARCIA ROBLEDO A	15 (29') 12 FERNANDEZ FG
DUJSHEBAEV DOVICH	16 (30') 12
FIGUERAS TREJO A	17 (30') 12

2nd Half	
SOLE SALA F	17 (33') 13 PIZARRO I
SOLE SALA F	18 (33') 13
DUJSHEBAEV DOVICH	19 (34') 13
DUJSHEBAEV DOVICH	19 (35') 14 PIZARRO I
FIGUERAS TREJO A	20 (36') 14
FIGUERAS TREJO A	21 (36') 14
FIGUERAS TREJO A	21 (37') 15 MOSCARIELLO LD
FIGUERAS TREJO A	22 (38') 15
FIGUERAS TREJO A	22 (39') 16 MOSCARIELLO LD
SANCHEZ-MIGALLON	23 (39') 16
SANCHEZ-MIGALLON	23 (40') 17 MARTINEZ CAMI P
SANCHEZ-MIGALLON	24 (41') 17
SANCHEZ-MIGALLON	24 (42') 18 PIZARRO I
SANCHEZ-MIGALLON	24 (44') 19 MOSCARIELLO LD
AGUINALDE AQUIZU	25 (45') 19
AGUINALDE AQUIZU	25 (45') 20 MARTINEZ CAMI P
GOMEZ ABELLO A	26 (46') 20
SARMIENTO MELIAN D	27 (46') 20
GARCIA ROBLEDO A	28 (48') 20
GARCIA ROBLEDO A	28 (49') 21 MOURINO GA
GOMEZ ABELLO A	29 (50') 21
SOLE SALA F	30 (51') 21
SOLE SALA F	30 (52') 22 SIMONET PA
MAQUEDA PENO J	31 (52') 22
MAQUEDA PENO J	31 (53') 23 PIZARRO I
PEREZ de VARGAS M	32 (54') 23
PEREZ de VARGAS M	32 (54') 24 MOURINO GA
PEREZ de VARGAS M	32 (55') 25 MARTINEZ R
AGUINALDE AQUIZU	33 (55') 25
SOLE SALA F	34 (56') 25
SOLE SALA F	34 (57') 26 SIMONET PA
AGUINALDE AQUIZU	35 (57') 26
AGUINALDE AQUIZU	35 (59') 27 PIZARRO I
GOMEZ ABELLO A	36 (60') 27

Legend:							
%	Efficiency	2Min	2-Minute Suspensions	6m	6-metre Shots	7m	7-metre Shots
9m	9-metre Shots	BC	Blue Cards	BT	Breakthroughs	D	Direct Red Card
EG	Empty Goal	FB	Fast Breaks	G/S	Goals/Shots	No.	Uniform Number
RC	Red Cards	S/S	Saves/Shots	Wing	Wing Shots	X	Red Card After 3rd 2-Minute Suspension
YC	Yellow Cards						



Match Team Statistics

チームの試合統計 / Statistiques du match par équipe

Match 27

ESP 36 - 27 ARG

(17 - 12) (19 - 15)

Referees: KURTAGIC M / WETTERWIK M (SWE)

ESP - Spain

Players		Shots									Offence		Defence		Punishments			TP	
No.	Name	G/S	%	6m	Wing	9m	7m	FB	BT	EG	AS	TO	ST	BS	YC	2Min	RC		BC
1	PEREZ de VARGAS MORENO Gonzalo	1/1	100							1/1	1		1						57:06
3	GURBINDO MARTINEZ Eduardo	1/1	100	1/1							4	1							26:48
5	MAQUEDA PENO Jorge	4/6	67	0/1		2/3			1/1	1/1	2								32:54
9	ENTRERRIOS RODRIGUEZ Raul	1/3	33			0/2		1/1			1	2	1			1			32:30
10	DUJSHEBAEV DOVICHEBAEVA Alex	2/2	100	1/1					1/1		3		1						17:17
11	SARMIENTO MELIAN Daniel	3/6	50	0/3		1/1			1/1	1/1	4	6							32:06
12	CORRALES RODAL Rodrigo																		
13	AGUINAGALDE AQUIZU Julen	4/4	100	4/4															22:14
14	SOLE SALA Ferran	5/8	63		2/2		0/1	2/3		1/2	1		3						39:38
17	FIGUERAS TREJO Adrian	4/4	100	1/1	1/1			1/1		1/1						1			32:11
27	GARCIA ROBLEDO Antonio	2/7	29	0/1		1/5			1/1		4	2	1						32:38
28	GOMEZ ABELLO Aleix	6/7	86				4/4	2/3											20:32
30	GUARDIOLA VILLAPLANA Gedeon											1	1	1					32:54
51	SANCHEZ-MIGALLON NARANJO Miguel	3/6	50		2/5	1/1							1	2		1			41:12
Bench/Team																			
Totals		36/55	65	7/12	5/8	5/12	4/5	6/8	4/4	5/6	20	12	9	3		3			

Goalkeepers		Total Shots		6m Shots		Wing Shots		9m Shots		7m Shots		Fast Breaks		Breakthroughs	
No.	Name	S/S	%	S/S	%	S/S	%	S/S	%	S/S	%	S/S	%	S/S	%
1	PEREZ de VARGAS MORENO Gonzalo	11/36	31	3/11	27	3/6	50	2/3	67	3/6	50	0/7	0	0/3	0
12	CORRALES RODAL Rodrigo														
EG		2													
Totals		11/38	29	3/11	27	3/6	50	2/3	67	3/6	50	0/7	0	0/3	0

Team Shots	Goals	Saves	Missed	Post	Blocked	Total	%
6m Shots	7	2	1	1	1	12	58
Wing Shots	5	2		1		8	63
9m Shots	5	4	1		2	12	42
7m Shots	4	1			N/A	5	80
Fast Breaks	6	1		1		8	75
Breakthroughs	4					4	100
Empty Goal	5	N/A		1		6	83
Totals	36	10	2	4	3	55	65

Number of Attacks: 65, Scoring Efficiency: 55%



Match Team Statistics

チームの試合統計 / Statistiques du match par équipe

Match 27

ESP 36 - 27 ARG
 (17 - 12) (19 - 15)

Referees: KURTAGIC M / WETTERWIK M (SWE)

ESP - Spain

Shots Distribution

Players

Goals / Shots

1 PEREZ de VARGAS M.	3 GURBINDO MARTINEZ	5 MAQUEDA PENO J	9 ENTRERRIOS RODRIG.	10 DUJSHEBAEV DOVICH.	11 SARMIENTO MELIAN D	12 CORRALES RODAL R
1/1	1/1	1/1 1/1	1/2	1/1	1/1 1/1	
		1/1 1/1		1/1	1/1 0/1	
			2-Blocked 1-Missed		1-Missed 1-Post	

13 AGUINALDE AQUIZU	14 SOLE SALA F	17 FIGUERAS TREJO A	27 GARCIA ROBLEDO A	28 GOMEZ ABELLO A	30 GUARDIOLA VILLAPL.	51 SANCHEZ-MIGALLON.
1/1	2/2 0/1	1/1				0/1 1/1
1/1	1/2	1/1				1/1
1/1	1/1 1/1	1/1 1/1	1/1 1/2	2/2 2/2 2/2		1/1 0/1
	1-Post		1-Blocked	1-Post		1-Post

Team

Goals / Shots


3/3	0/2	2/3
6/8	4/4	1/3
7/7	5/6	8/10
2-Missed	4-Post	3-Blocked

Offence

Defence

Goalkeepers

Saves / Shots



0/3		2/4
3/4	0/1	3/5
1/11	2/5	0/5

1 PEREZ de VARGAS M.

0/3		2/4
3/4		3/5
1/11	2/4	0/5

12 CORRALES RODAL R



Match Team Statistics

チームの試合統計 / Statistiques du match par équipe

Match 27

ESP 36 - 27 ARG

(17 - 12) (19 - 15)

Referees: KURTAGIC M / WETTERWIK M (SWE)

ARG - Argentina

Players		Shots									Offence		Defence		Punishments			TP	
No.	Name	G/S	%	6m	Wing	9m	7m	FB	BT	EG	AS	TO	ST	BS	YC	2Min	RC		BC
2	FERNANDEZ Federico Gaston	2/5	40	1/1	0/1		0/1			1/2	1								19:33
4	SIMONET Sebastian Alejandro	2/4	50	1/1		0/1	1/2				2	2							19:26
5	VAINSTEIN Pablo										1	3	1				1		39:06
7	PIZARRO Ignacio	5/6	83	1/1	2/3		1/1	1/1									1		40:54
8	SIMONET Pablo Ariel	4/7	57			0/2	1/2		2/2	1/1	6	3					1		33:24
9	BARONETTO Santiago	3/5	60		1/3			2/2				1							36:38
10	MARTINEZ CAMI Pedro	2/8	25	0/1		0/4		1/1	1/2		2	2	2	1					45:51
11	MOSCARIELLO Lucas Dario	3/4	75	3/4							1	1		1					31:59
15	CAROU Gonzalo Matias	1/2	50	1/2															16:21
20	MARTINEZ Ramiro	2/2	100					2/2											23:03
22	MOURINO Gaston Alberto	3/3	100	1/1		1/1		1/1			2	1							30:18
40	MACIEL Leonel Carlos Sergio											1							22:19
77	BONANNO Nicolas	0/2	0	0/1		0/1					3	3		1					30:03
87	BAR Juan Manuel										1								31:05
	Bench/Team											1							
Totals		27/48	56	8/12	3/7	1/9	3/6	7/7	3/4	2/3	19	18	3	3			3		

Goalkeepers		Total Shots		6m Shots		Wing Shots		9m Shots		7m Shots		Fast Breaks		Breakthroughs	
No.	Name	S/S	%	S/S	%	S/S	%	S/S	%	S/S	%	S/S	%	S/S	%
40	MACIEL Leonel Carlos Sergio	2/13	15	1/3	33	0/2	0	1/3	33			0/3	0	0/2	0
87	BAR Juan Manuel	8/28	29	1/6	17	2/5	40	3/6	50	1/5	20	1/4	25	0/2	0
EG		5													
Totals		10/46	22	2/9	22	2/7	29	4/9	44	1/5	20	1/7	14	0/4	0

Team Shots	Goals	Saves	Missed	Post	Blocked	Total	%
6m Shots	8	3		1		12	67
Wing Shots	3	3	1			7	43
9m Shots	1	2	3		3	9	11
7m Shots	3	3			N/A	6	50
Fast Breaks	7					7	100
Breakthroughs	3			1		4	75
Empty Goal	2	N/A	1			3	67
Totals	27	11	5	2	3	48	56

Number of Attacks: 64, Scoring Efficiency: 42%



Match Team Statistics

チームの試合統計 / Statistiques du match par équipe

Match 27

ESP 36 - 27 ARG
(17 - 12) (19 - 15)

Referees: KURTAGIC M / WETTERWIK M (SWE)

ARG - Argentina

Shots Distribution

Players

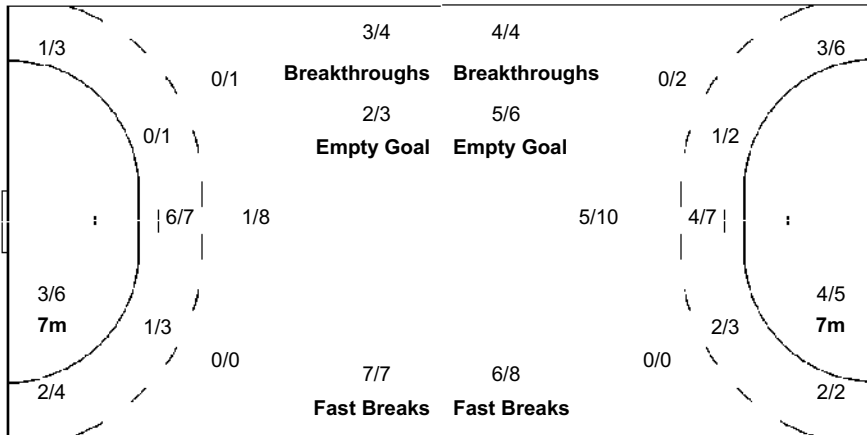
Goals / Shots

2 FERNANDEZ FG	4 SIMONET SA	5 VAINSTEIN P	7 PIZARRO I	8 SIMONET PA	9 BARONETTO S	10 MARTINEZ CAMI P
0/1	1/1		1/1	0/1	2/2	
1/2	1/2		3/3	2/2	0/1	0/2
1/1			1/1	1/1	1/1	2/2
1-Missed	1-Blocked			1-Missed	1-Blocked	1-Missed
11 MOSCARIELLO LD	15 CAROU GM	20 MARTINEZ R	22 MOURINO GA	40 MACIEL L	77 BONANNO N	87 BAR JM
1/1	0/1	1/1	1/1		0/1	
1/1	1/1	1/1	2/2			
1-Post					1-Missed	

Team Goals / Shots

3/3		2/4
1/4	1/1	2/5
10/11	3/5	5/5
5-Missed	2-Post	3-Blocked

Offence



Goalkeepers Saves / Shots

0/3	2/2	1/3
2/8	0/4	2/3
0/7	1/6	2/10

40 MACIEL L

		1/1
0/5		0/1
0/1	1/2	0/3

87 BAR JM

0/3	2/2	0/2
2/3		2/2
0/6	0/3	2/7

Legend:		
%	Efficiency	
AS	Assists	
EG	Empty Goal	
RC	Red Cards	
Wing	Wing Shots	
2Min	2-Minute Suspensions	
BC	Blue Cards	
FB	Fast Breaks	
S/S	Saves/Shots	
X	Red Card After 3rd 2-Minute Suspension	
6m	6 metre Shots	
BS	Blocked Shots	
G/S	Goals/Shots	
ST	Steals	
YC	Yellow Cards	
7m	7-metre Shots	
BT	Breakthroughs	
N/A	Not Applicable	
TO	Turnover	
9m	9-metre Shots	
D	Direct Red Card	
No.	Uniform Number	
TP	Time Played	



Empty Goal Analysis

無人ゴール 分析 / Analyses des attaques avec but vide

Match 27

ESP 36 - 27 ARG

(17 - 12) (19 - 15)

Referees: KURTAGIC M / WETTERWIK M (SWE)

ATTACKS DURING OWN EMPTY GOAL SITUATION

Players on Court	Attacks		Goals		Saves		Missed		Blocked		Post		Turnovers		Scoring Efficiency -		Goals Against	
	ESP	ARG	ESP	ARG	ESP	ARG	ESP	ARG	ESP	ARG	ESP	ARG	ESP	ARG	ESP	%ARG	ESP	ARG
7 Against 6		8		4		1								3		50		3
6 Against 6	7	5	2	1	3	2							2	2	29	20	2	2
Others																		
Total:	7	13	2	5	3	3							2	5	29	38	2	5

GOALS/ATTACKS DURING OWN EMPTY GOAL SITUATION - ANALYSIS OF OCCURRENCE (in 5 min intervals)

Players on Court	1st Half												
	0-5		5-10		10-15		15-20		20-25		25-30		
	ESP	ARG	ESP	ARG	ESP	ARG	ESP	ARG	ESP	ARG	ESP	ARG	
7 Against 6				1/1				0/1				1/1	0/1
6 Against 6	1/1		0/1						0/2			1/3	
Others													
Total:	1/1		0/1	1/1				0/1		0/2		1/3	0/1

Players on Court	2nd Half											
	30-35		35-40		40-45		45-50		50-55		55-60	
	ESP	ARG	ESP	ARG	ESP	ARG	ESP	ARG	ESP	ARG	ESP	ARG
7 Against 6		1/1		0/2							1/1	
6 Against 6						1/2		0/2		0/1		
Others												
Total:		1/1		0/2		1/2		0/2		1/2		

GOALS/ATTACKS DURING OWN EMPTY GOAL SITUATION - ANALYSIS BY DURATION

Team	<15 sec.	15-30 sec.	30-45 sec.	45-60 sec.	>60 sec.
ESP	0/1	2/5	0/1		
ARG	1/3	3/7	1/2	0/1	

SUBSTITUTION SUMMARY

Players	ESP	ARG
Goalkeeper <-> Goalkeeper	0	3
Court Player <-> Goalkeeper	12	20
Court Player <-> Court Player	75	64
Total:	87	87



Match Report

試合レポート / Compte rendu du match

Team A										Team B																																									
A										B																																									
NOR - Norway										FRA - France																																									
played in										in the hall										on										at										Spectators										Match Number	
Tokyo										Yoyogi National Stadium										SUN 1 AUG 2021										16:15																				28	
Half-time (30')		A		B		End of playing time		A		B		1st overtime		A		B		2nd overtime		A		B		After penalty throws		A		B																							
		15		15				32		29																																									
Number of 7m		A		Team time-out						Full name of players and officials										Team time-out						B		Number of 7m																							
4/8		1		29:42		2		46:02		3		59:37												1		19:31		2		54:49		3		2/2																	
No.	Team A						G	YC	2'	RC	BC	No.	Team B						G	YC	2'	RC	BC																												
5	SAGOSEN Sander						7					5	REMILI Nedim						3																																
8	MYRHOL Bjarte						4					9	RICHARDSON Melvyn						1																																
10	FREDRIKSEN Magnus						2					10	MEM Dika						1																																
11	OEVERBY Petter								1			11	TOURNAT Nicolas						3		1																														
12	SAEVERAAS Kristian											12	GERARD Vincent																																						
15	TOENNESEN Kent Robin											13	KARABATIC Nikola						5		1																														
17	JOENDAL Magnus						1					14	MAHE Kentin																																						
19	BJOERNSEN Kristian											16	GENTY Yann																																						
21	GULLERUD Magnus						3					17	NGUESSAN Timothy																																						
24	O'SULLIVAN Christian						4	1				19	ABALO Luc						4																																
27	REINKIND Harald						4					22	KARABATIC Luka							1																															
30	BERGERUD Torbjoern											23	FABREGAS Ludovic						4		1																														
44	GULLIKSEN Kevin						5					25	DESCAT Hugo						5																																
77	ABELVIK ROED Magnus						2					28	PORTE Valentin						3																																

Off.A	TOMAC Zeljko									Off.A	GILLE Guillaume								
Off.B	BERGE Christian									Off.B	MATHE Eric								
Off.C	LUND Boerge									Off.C	SEBASTIEN Pierre								
Off.D	MARKUSSEN Harald									Off.E	GAUTIER Sebastien								
Off.E	EGE Steinar									Off.F	MAURELLI Olivier								

A	Signatures of responsables for the teams (Off.A)										B
Remarks of referees / IHF Official											

Referees	NACHEVSKI Gjorgji (MKD)		Signatures	NIKOLOV Slave (MKD)		Signatures
Technical Officials	TK: VARTANYAN Stella (RUS)		Signatures	SK: VOJIC Arijana (BIH)		Signatures
IHF Official	JENSEN Bjarne Munk (DEN)		Signatures			Signatures

Note: Number of 7m scored/awarded to resp. B, goals (G), yellow cards (YC), red cards (RC), red card after 3rd 2' suspension (X), direct red card (D) and blue cards (BC).



Results

結果 / Résultats

NOR 32 - 29 FRA
 (15 - 15) (17 - 14)

Match 28

Referees: NACHEVSKI G / NIKOLOV S (MKD)

NOR - Norway

Players		Shots									Punishments			
No.	Name	G/S	%	6m	Wing	9m	7m	FB	BT	EG	YC	2Min	RC	BC
5	SAGOSEN Sander	7/16	44	1/2		1/6	2/4		3/4					
8	MYRHOL Bjarte	4/4	100	4/4										
10	FREDRIKSEN Magnus	2/2	100	2/2										
11	OEVERBY Petter	0/1	0					0/1				1		
12	SAEVERAAS Kristian													
15	TOENNESEN Kent Robin													
17	JOENDAL Magnus	1/3	33		0/1		0/1	1/1						
19	BJOERENSEN Kristian													
21	GULLERUD Magnus	3/4	75	3/4										
24	O'SULLIVAN Christian	4/5	80	0/1			2/2	1/1	1/1		1			
27	REINKIND Harald	4/7	57	2/4		2/3								
30	BERGERUD Torbjorn													
44	GULLIKSEN Kevin	5/6	83	1/1	3/3		0/1	1/1						
77	ABELVIK ROED Magnus	2/5	40	1/1		0/3			1/1					
Bench/Team														
Totals		32/53	60	14/19	3/4	3/12	4/8	3/4	5/6		1	1		

Goalkeepers		Saves							
No.	Name	S/S	%	6m	Wing	9m	7m	FB	BT
12	SAEVERAAS Kristian	0/6	0		0/3		0/1	0/2	
30	BERGERUD Torbjorn	10/33	30	6/15	0/5	4/10	0/1	0/1	0/1
Totals		10/39	26	6/15	0/8	4/10	0/2	0/3	0/1

FRA - France

Players		Shots									Punishments			
No.	Name	G/S	%	6m	Wing	9m	7m	FB	BT	EG	YC	2Min	RC	BC
5	REMILI Nedim	3/6	50	1/2		2/4								
9	RICHARDSON Melvyn	1/3	33			0/2			1/1					
10	MEM Dika	1/4	25	1/1		0/3								
11	TOURNAT Nicolas	3/7	43	3/7								1		
12	GERARD Vincent													
13	KARABATIC Nikola	5/7	71	0/1	0/1	4/4		1/1					1	
14	MAHE Kentin	0/1	0			0/1								
16	GENTY Yann													
17	NGUESSAN Timothy													
19	ABALO Luc	4/4	100		3/3			1/1						
22	KARABATIC Luka	0/1	0	0/1							1			
23	FABREGAS Ludovic	4/5	80	4/5									1	
25	DESCAT Hugo	5/5	100		3/3		2/2							
28	PORTE Valentin	3/3	100		2/2			1/1						
Bench/Team														
Totals		29/46	63	9/17	8/9	6/14	2/2	3/3	1/1		1	3		

Goalkeepers		Saves							
No.	Name	S/S	%	6m	Wing	9m	7m	FB	BT
12	GERARD Vincent	10/26	38	3/13	0/1	2/2	4/5	1/3	0/2
16	GENTY Yann	5/21	24	0/4	1/3	4/7	0/3	0/1	0/3
Totals		15/47	32	3/17	1/4	6/9	4/8	1/4	0/5

RUNNING SCORE

NOR - FRA

1st Half

0 (1') 1 REMILI N
 1 (2') 2 FABREGAS L
 2 (3') 2 GULLIKSEN K
 3 (6') 2 GULLERUD M
 3 (10') 3 FABREGAS L
 4 (11') 3 SAGOSEN S
 4 (11') 4 FABREGAS L ABELVIK ROED M
 5 (11') 4 MYRHOL B
 5 (12') 5 KARABATIC N
 6 (12') 5 O'SULLIVAN C
 6 (13') 6 DESCAT H
 7 (13') 6 O'SULLIVAN C
 7 (13') 7 ABALO L
 8 (14') 7 O'SULLIVAN C
 8 (15') 8 MEM D
 9 (16') 8 MYRHOL B
 9 (16') 9 ABALO L
 10 (17') 9 FREDRIKSEN M
 11 (20') 9 REINKIND H
 12 (20') 9 GULLIKSEN K
 13 (22') 9 GULLERUD M
 13 (24') 10 FABREGAS L
 13 (25') 11 REMILI N
 13 (25') 12 ABALO L
 14 (26') 12 REINKIND H
 14 (27') 13 DESCAT H
 14 (29') 14 KARABATIC N
 15 (29') 14 SAGOSEN S
 15 (30') 15 ABALO L

2nd Half

16 (31') 15 O'SULLIVAN C
 16 (33') 16 DESCAT H
 17 (33') 16 GULLIKSEN K
 18 (34') 16 GULLIKSEN K
 18 (35') 17 DESCAT H
 18 (35') 18 DESCAT H
 18 (36') 19 PORTE V
 19 (36') 19 O'SULLIVAN C
 19 (37') 20 KARABATIC N
 20 (38') 20 SAGOSEN S
 20 (40') 21 PORTE V
 21 (41') 21 SAGOSEN S
 22 (41') 21 JOENDAL M
 23 (43') 21 SAGOSEN S
 23 (44') 22 PORTE V
 23 (45') 23 KARABATIC N
 24 (46') 23 ABELVIK ROED M
 24 (46') 24 RICHARDSON M
 25 (47') 24 SAGOSEN S
 26 (49') 24 MYRHOL B
 27 (50') 24 MYRHOL B
 27 (51') 25 TOURNAT N
 28 (54') 25 REINKIND H
 28 (54') 26 TOURNAT N
 29 (55') 26 GULLIKSEN K
 29 (56') 27 KARABATIC N
 30 (56') 27 REINKIND H
 30 (57') 28 REMILI N
 30 (58') 29 TOURNAT N
 31 (59') 29 SAGOSEN S
 32 (60') 29 FREDRIKSEN M

Legend:

%	Efficiency	2Min	2-Minute Suspensions	6m	6-metre Shots	7m	7-metre Shots
9m	9-metre Shots	BC	Blue Cards	BT	Breakthroughs	D	Direct Red Card
EG	Empty Goal	FB	Fast Breaks	G/S	Goals/Shots	No.	Uniform Number
RC	Red Cards	S/S	Saves/Shots	Wing	Wing Shots	X	Red Card After 3rd 2-Minute Suspension
YC	Yellow Cards						



Match Team Statistics

チームの試合統計 / Statistiques du match par équipe

Match 28

NOR 32 - 29 FRA
(15 - 15) (17 - 14)

Referees: NACHEVSKI G / NIKOLOV S (MKD)

NOR - Norway

Players		Shots									Offence		Defence		Punishments			TP		
No.	Name	G/S	%	6m	Wing	9m	7m	FB	BT	EG	AS	TO	ST	BS	YC	2Min	RC		BC	
5	SAGOSEN Sander	7/16	44	1/2		1/6	2/4		3/4		8	1								49:45
8	MYRHOL Bjarte	4/4	100	4/4																12:40
10	FREDRIKSEN Magnus	2/2	100	2/2							2	2								13:33
11	OEVERBY Petter	0/1	0					0/1			1					1				20:08
12	SAEVERAAS Kristian																			9:54
15	TOENNESEN Kent Robin																			2:30
17	JOENDAL Magnus	1/3	33		0/1		0/1	1/1			1									59:13
19	BJOERNSEN Kristian																			
21	GULLERUD Magnus	3/4	75	3/4							2	1								49:55
24	O'SULLIVAN Christian	4/5	80	0/1			2/2	1/1	1/1		1			1	1					33:52
27	REINKIND Harald	4/7	57	2/4		2/3														23:28
30	BERGERUD Torbjorn																			46:53
44	GULLIKSEN Kevin	5/6	83	1/1	3/3		0/1	1/1			1		1							59:33
77	ABELVIK ROED Magnus	2/5	40	1/1		0/3			1/1		1									38:36
Bench/Team																				
Totals		32/53	60	14/19	3/4	3/12	4/8	3/4	5/6		17	4	1	1	1	1				

Goalkeepers		Total Shots		6m Shots		Wing Shots		9m Shots		7m Shots		Fast Breaks		Breakthroughs	
No.	Name	S/S	%	S/S	%	S/S	%	S/S	%	S/S	%	S/S	%	S/S	%
12	SAEVERAAS Kristian	0/6	0			0/3	0			0/1	0	0/2	0		
30	BERGERUD Torbjorn	10/33	30	6/15	40	0/5	0	4/10	40	0/1	0	0/1	0	0/1	0
Totals		10/39	26	6/15	40	0/8	0	4/10	40	0/2	0	0/3	0	0/1	0

Team Shots	Goals	Saves	Missed	Post	Blocked	Total	%
6m Shots	14	3	1	1		19	74
Wing Shots	3	1				4	75
9m Shots	3	6		1	2	12	25
7m Shots	4	4			N/A	8	50
Fast Breaks	3	1				4	75
Breakthroughs	5		1			6	83
Empty Goal		N/A					
Totals	32	15	2	2	2	53	60

Number of Attacks: 52, Scoring Efficiency: 62%



Match Team Statistics

チームの試合統計 / Statistiques du match par équipe

Match 28

NOR 32 - 29 FRA
(15 - 15) (17 - 14)

Referees: NACHEVSKI G / NIKOLOV S (MKD)

NOR - Norway

Shots Distribution

Players

Goals / Shots

5 SAGOSEN S	8 MYRHOL B	10 FREDRIKSEN M	11 OEVERBY P	12 SAEVERAAS K	15 TOENNESEN KR	17 JOENDAL M
1/1			0/1			
1/2		1/1				0/2
1/1	0/1	4/5				1/1

1-Missed 1-Blocked


19 BJOERNSSEN K	21 GULLERUD M	24 O'SULLIVAN C	27 REINKIND H	30 BERGERUD T	44 GULLIKSEN K	77 ABELVIK ROED M
		0/1	2/2		1/1	
		1/1	0/1	2/2	2/2	
	1/1	0/1	1/1		1/1	1/2

1-Missed 1-Post 1-Blocked

Team Goals / Shots

3/5	1/1	
5/7		4/10
9/10	3/6	7/8

2-Missed 2-Post 2-Blocked



Goalkeepers Saves / Shots

1/1	1/1	0/5
5/8	1/1	0/6
1/10	1/3	0/4

12 SAEVERAAS K

		0/2
0/1		0/1
0/1		0/1

30 BERGERUD T

1/1	1/1	0/3
5/7	1/1	0/5
1/9	1/3	0/3



Match Team Statistics

チームの試合統計 / Statistiques du match par équipe

Match 28

NOR 32 - 29 FRA
(15 - 15) (17 - 14)

Referees: NACHEVSKI G / NIKOLOV S (MKD)

FRA - France

Players		Shots									Offence		Defence		Punishments			TP	
No.	Name	G/S	%	6m	Wing	9m	7m	FB	BT	EG	AS	TO	ST	BS	YC	2Min	RC		BC
5	REMILI Nedim	3/6	50	1/2		2/4					5								26:37
9	RICHARDSON Melvyn	1/3	33			0/2			1/1		4	1							29:17
10	MEM Dika	1/4	25	1/1		0/3					2	1							29:31
11	TOURNAT Nicolas	3/7	43	3/7												1			22:31
12	GERARD Vincent										1								28:38
13	KARABATIC Nikola	5/7	71	0/1	0/1	4/4		1/1			5	1				1			56:30
14	MAHE Kentin	0/1	0			0/1					3	1							21:26
16	GENTY Yann											1							27:52
17	NGUESSAN Timothy																		2:06
19	ABALO Luc	4/4	100		3/3			1/1											30:00
22	KARABATIC Luka	0/1	0	0/1										1	1				27:10
23	FABREGAS Ludovic	4/5	80	4/5								1		1		1			42:11
25	DESCAT Hugo	5/5	100		3/3		2/2												46:11
28	PORTE Valentin	3/3	100		2/2			1/1											30:00
Bench/Team																			
Totals		29/46	63	9/17	8/9	6/14	2/2	3/3	1/1		20	6		2	1	3			

Goalkeepers		Total Shots		6m Shots		Wing Shots		9m Shots		7m Shots		Fast Breaks		Breakthroughs	
No.	Name	S/S	%	S/S	%	S/S	%	S/S	%	S/S	%	S/S	%	S/S	%
12	GERARD Vincent	10/26	38	3/13	23	0/1	0	2/2	100	4/5	80	1/3	33	0/2	0
16	GENTY Yann	5/21	24	0/4	0	1/3	33	4/7	57	0/3	0	0/1	0	0/3	0
Totals		15/47	32	3/17	18	1/4	25	6/9	67	4/8	50	1/4	25	0/5	0

Team Shots	Goals	Saves	Missed	Post	Blocked	Total	%
6m Shots	9	6	1	1		17	53
Wing Shots	8			1		9	89
9m Shots	6	4		3	1	14	43
7m Shots	2				N/A	2	100
Fast Breaks	3					3	100
Breakthroughs	1					1	100
Empty Goal		N/A					
Totals	29	10	1	5	1	46	63

Number of Attacks: 51, Scoring Efficiency: 57%



Match Team Statistics

チームの試合統計 / Statistiques du match par équipe

Match 28

NOR 32 - 29 FRA
(15 - 15) (17 - 14)

Referees: NACHEVSKI G / NIKOLOV S (MKD)

FRA - France

Shots Distribution

Players

Goals / Shots

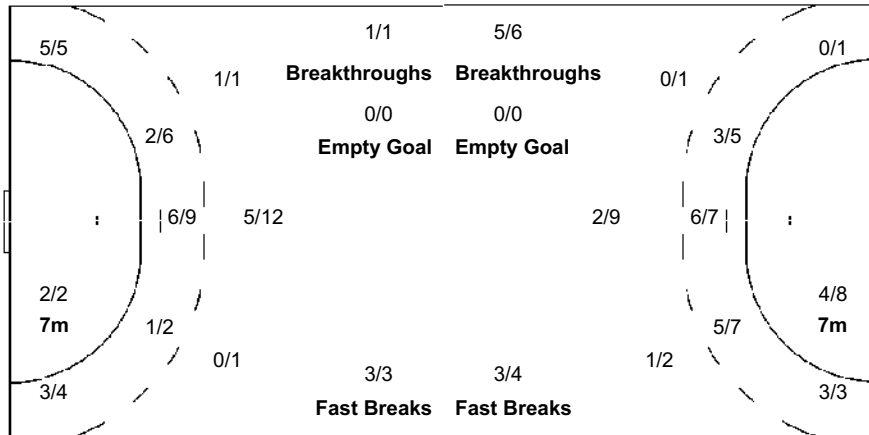
5 REMILI N	9 RICHARDSON M	10 MEM D	11 TOURNAT N	12 GERARD V	13 KARABATIC N	14 MAHE K
0/1	0/1	0/1	0/2		3/3	
2/2	1/1		2/2		1/1	
0/1		1/1	1/1		0/1	
1-Post	1-Post	1-Post	1-Missed 1-Post		1-Post	1-Blocked

16 GENTY Y	17 NGUESSAN T	19 ABALO L	22 KARABATIC L	23 FABREGAS L	25 DESCAT H	28 PORTE V
		1/1	0/1	0/1	3/3	
		2/2		3/3	2/2	2/2
		1/1		1/1		1/1

Team Goals / Shots

0/1	0/1	5/5
3/8	0/1	6/6
9/10	2/3	4/4
1-Missed	5-Post	1-Blocked

Offence



Goalkeepers Saves / Shots

2/5	0/1	
2/7		6/10
1/10	3/6	1/8

12 GERARD V

2/3	0/1	
1/3		3/6
0/5	3/5	1/3

16 GENTY Y

0/2		
1/4		3/4
1/5	0/1	0/5

Legend:		
%	Efficiency	
AS	Assists	
EG	Empty Goal	
RC	Red Cards	
Wing	Wing Shots	
2Min	2-Minute Suspensions	
BC	Blue Cards	
FB	Fast Breaks	
S/S	Saves/Shots	
X	Red Card After 3rd 2-Minute Suspension	
6m	6 metre Shots	
BS	Blocked Shots	
G/S	Goals/Shots	
ST	Steals	
YC	Yellow Cards	
7m	7-metre Shots	
BT	Breakthroughs	
N/A	Not Applicable	
TO	Turnover	
9m	9-metre Shots	
D	Direct Red Card	
No.	Uniform Number	
TP	Time Played	



Empty Goal Analysis

無人ゴール 分析 / Analyses des attaques avec but vide

Match 28

NOR 32 - 29 FRA

(15 - 15) (17 - 14)

Referees: NACHEVSKI G / NIKOLOV S (MKD)

ATTACKS DURING OWN EMPTY GOAL SITUATION

Players on Court	Attacks		Goals		Saves		Missed		Blocked		Post		Turnovers		Scoring Efficiency -		Goals Against	
	NOR	FRA	NOR	FRA	NOR	FRA	NOR	FRA	NOR	FRA	NOR	FRA	NOR	FRA	NOR	%FRA	NOR	FRA
7 Against 6		5		4		1										80		
6 Against 6		5		4		1										80		
Others	5		1		2		1						1		20			
Total:	5	10	1	8	2	2	1						1		20	80		

GOALS/ATTACKS DURING OWN EMPTY GOAL SITUATION - ANALYSIS OF OCCURRENCE (in 5 min intervals)

Players on Court	1st Half											
	0-5		5-10		10-15		15-20		20-25		25-30	
	NOR	FRA	NOR	FRA	NOR	FRA	NOR	FRA	NOR	FRA	NOR	FRA
7 Against 6												1/1
6 Against 6										2/2		2/2
Others									0/2			
Total:									0/2	2/2		3/3

Players on Court	2nd Half											
	30-35		35-40		40-45		45-50		50-55		55-60	
	NOR	FRA	NOR	FRA	NOR	FRA	NOR	FRA	NOR	FRA	NOR	FRA
7 Against 6						1/1				1/2		1/1
6 Against 6							0/1					
Others	0/1				1/2							
Total:	0/1				1/2	1/1		0/1		1/2		1/1

GOALS/ATTACKS DURING OWN EMPTY GOAL SITUATION - ANALYSIS BY DURATION

Team	<15 sec.	15-30 sec.	30-45 sec.	45-60 sec.	>60 sec.
NOR	0/1	1/2	0/2		
FRA	1/1	4/6	1/1	2/2	

SUBSTITUTION SUMMARY

Players	NOR	FRA
Goalkeeper <-> Goalkeeper	1	2
Court Player <-> Goalkeeper	12	22
Court Player <-> Court Player	86	65
Total:	99	89



Match Report

試合レポート / Compte rendu du match

Team A										Team B																																									
A										B																																									
GER - Germany										BRA - Brazil																																									
played in										in the hall										on										at										Spectators										Match Number	
Tokyo										Yoyogi National Stadium										SUN 1 AUG 2021										19:30																				29	
Half-time (30')		A		B		End of playing time		A		B		1st overtime		A		B		2nd overtime		A		B		After penalty throws		A		B																							
		16		12				29		25																																									
Number of 7m		A		Team time-out						Full name of players and officials										Team time-out						B		Number of 7m																							
1/1				1		20:06		2		40:15		3														2/2																									
No.	Team A						G	YC	2'	RC	BC	No.	Team B						G	YC	2'	RC	BC																												
1	BITTER Johannes											2	TEIXEIRA Henrique												1																										
3	GENSHEIMER Uwe						3					4	SILVA Joao Pedro						5																																
4	GOLLA Johannes						1					5	TORRIANI Guilherme																																						
6	LEMKE Finn						1		2			13	MORAES Rogerio							1																															
13	PEKELER Hendrik											14	PETRUS Thiagus																																						
15	KNORR Juri						6					16	da ROSA Rangel																																						
17	WEINHOLD Steffen						6		1			18	BORGES Felipe						4																																
20	WEBER Philipp						3					19	CHIUFFA Fabio						6																																
25	HAEFNER Kai						3					25	TEIXEIRA Vinicius																																						
33	WOLFF Andreas											33	DUTRA Leonardo						7																																
35	KUEHN Julius						2					35	PONCIANO Thiago												1																										
48	KOHLEBACHER Jannik											37	LANGARO Haniel						3																																
73	KASTENING Timo						2					62	VIAL TERCARIOL Leonardo																																						
95	DRUX Paul						2	1				77	HACKBARTH Rudolph																																						

Off.A	GISLASON Alfred					Off.A	GONCALVES ACUNA RAMIREZ G.				
Off.B	WUDTKE Erik					Off.B	de OLIVEIRA Marcus Ricardo	1			
Off.C	ANDERSSON Mattias					Off.C	BORTOLINI Leonardo				
Off.D	STEUER Kurt					Off.D	dos SANTOS Daniel Augusto				
Off.E	ROTH Reinhold					Off.E	AKIO UMEZU Rafael				

A	Signatures of responsables for the teams (Off.A)										B
Remarks of referees / IHF Official											

Referees	Signatures				Signatures			
	HORACEK Vaclav (CZE)				NOVOTNY Jiri (CZE)			
Technical Officials								
	TK: RATZ Felix (SUI)				SK: SOOS Balazs (HUN)			
IHF Official								
	NACHEVSKI Dragan (MKD)							

Note: Number of 7m scored/awarded to resp. B, goals (G), yellow cards (YC), red cards (RC), red card after 3rd 2' suspension (X), direct red card (D) and blue cards (BC).



Results

結果 / Résultats

GER 29 - 25 BRA
 (16 - 12) (13 - 13)

Match 29

Referees: HORACEK V / NOVOTNY J (CZE)

GER - Germany

Players		Shots								Punishments				
No.	Name	G/S	%	6m	Wing	9m	7m	FB	BT	EG	YC	2Min	RC	BC
1	BITTER Johannes													
3	GENSHEIMER Uwe	3/8	38	0/1	1/5		1/1	1/1						
4	GOLLA Johannes	1/2	50	1/2										
6	LEMKE Finn	1/1	100					1/1				2		
13	PEKELER Hendrik	0/1	0		0/1									
15	KNORR Juri	6/9	67	2/2		3/6			1/1					
17	WEINHOLD Steffen	6/7	86	3/4					3/3			1		
20	WEBER Philipp	3/5	60			3/5								
25	HAEFNER Kai	3/3	100			2/2			1/1					
33	WOLFF Andreas													
35	KUEHN Julius	2/2	100			2/2								
48	KOHLBACHER Jannik													
73	KASTENING Timo	2/3	67	0/1	1/1			1/1						
95	DRUX Paul	2/3	67	1/1		0/1			1/1		1			
Bench/Team														
Totals		29/44	66	7/11	2/7	10/16	1/1	3/3	6/6		1	3		

Goalkeepers		Saves							
No.	Name	S/S	%	6m	Wing	9m	7m	FB	BT
1	BITTER Johannes	12/32	38	3/8	1/5	6/13	0/1	1/2	1/3
33	WOLFF Andreas	3/8	38	1/3	0/1	2/2	0/1		0/1
Totals		15/40	38	4/11	1/6	8/15	0/2	1/2	1/4

BRA - Brazil

Players		Shots								Punishments				
No.	Name	G/S	%	6m	Wing	9m	7m	FB	BT	EG	YC	2Min	RC	BC
2	TEIXEIRA Henrique											1		
4	SILVA Joao Pedro	5/10	50	3/4		1/3			1/3					
5	TORRIANI Guilherme													
13	MORAES Rogerio	0/2	0	0/2							1			
14	PETRUS Thiagus	0/2	0			0/1		0/1						
16	da ROSA Rangel													
18	BORGES Felipe	4/4	100	2/2	1/1			1/1						
19	CHIUFFA Fabio	6/7	86		4/5		2/2							
25	TEIXEIRA Vinicius	0/1	0	0/1										
33	DUTRA Leonardo	7/12	58	1/1		5/10			1/1					
35	PONCIANO Thiago	0/4	0	0/1		0/3						1		
37	LANGARO Haniel	3/5	60	1/1		1/3			1/1					
62	VIAL TERCARIOL Leonardo													
77	HACKBARTH Rudolph													
Bench/Team											1			
Totals		25/47	53	7/12	5/6	7/20	2/2	1/2	3/5		2	2		

Goalkeepers		Saves							
No.	Name	S/S	%	6m	Wing	9m	7m	FB	BT
16	da ROSA Rangel	5/28	18	2/8	2/4	1/8	0/1	0/3	0/4
62	VIAL TERCARIOL Leonardo	4/10	40	1/2	1/1	2/5			0/2
Totals		9/38	24	3/10	3/5	3/13	0/1	0/3	0/6

RUNNING SCORE

GER - BRA	
1st Half	
DRUX P	1 (1') 0
WEINHOLD S	1 (2') 1 LANGARO H
WEBER P	2 (3') 1
WEBER P	2 (4') 2 DUTRA L
WEBER P	3 (6') 2
WEBER P	3 (7') 3 SILVA JP
WEBER P	3 (8') 4 BORGES F
WEBER P	4 (11') 4
WEBER P	5 (14') 4
WEINHO S	5 (14') 5 BORGES F
WEINHO S	5 (16') 6 CHIUFFA F
WEINHO S	6 (17') 6
WEINHO S	6 (19') 7 BORGES F
WEINHO S	6 (19') 8 DUTRA L
GOLLA J	7 (20') 8
GOLLA J	7 (20') 9 SILVA JP
KNORR J	8 (21') 9
LEMKE F	9 (22') 9
LEMKE F	9 (22') 10 CHIUFFA F
WEINHO S	10 (23') 10
WEINHO S	10 (24') 11 SILVA JP
WEINHO S	11 (25') 11
WEINHO S	11 (26') 12 CHIUFFA F
KNORR J	12 (27') 12
KASTENING T	13 (28') 12
KUEHN J	14 (29') 12
GENSHEIMER U	15 (29') 12
GENSHEIMER U	16 (30') 12

2nd Half	
DRUX P	16 (31') 13 DUTRA L
KNORR J	17 (33') 13
KNORR J	18 (34') 13
WEINHOLD S	19 (35') 13
WEINHOLD S	19 (36') 14 CHIUFFA F
KNORR J	20 (37') 14
KUEHN J	21 (38') 14
WEINHOLD S	21 (39') 15 CHIUFFA F
WEINHOLD S	21 (40') 16 BORGES F
HAEFNER K	22 (43') 16
HAEFNER K	22 (45') 17 SILVA JP
HAEFNER K	22 (46') 18 DUTRA L
HAEFNER K	23 (47') 18
HAEFNER K	23 (47') 19 LANGARO H
HAEFNER K	24 (48') 19
HAEFNER K	24 (49') 20 DUTRA L
DRUX P	25 (49') 20
DRUX P	25 (51') 21 DUTRA L
GENSHEIMER U	26 (52') 21
GENSHEIMER U	26 (52') 22 SILVA JP
KNORR J	27 (53') 22
KNORR J	27 (53') 23 CHIUFFA F
KNORR J	27 (55') 24 LANGARO H
KASTENING T	28 (59') 24
WEINHOLD S	29 (60') 24
WEINHOLD S	29 (60') 25 DUTRA L

Legend:							
%	Efficiency	2Min	2-Minute Suspensions	6m	6-metre Shots	7m	7-metre Shots
9m	9-metre Shots	BC	Blue Cards	BT	Breakthroughs	D	Direct Red Card
EG	Empty Goal	FB	Fast Breaks	G/S	Goals/Shots	No.	Uniform Number
RC	Red Cards	S/S	Saves/Shots	Wing	Wing Shots	X	Red Card After 3rd 2-Minute Suspension
YC	Yellow Cards						



Match Team Statistics

チームの試合統計 / Statistiques du match par équipe

Match 29

GER 29 - 25 BRA
(16 - 12) (13 - 13)

Referees: HORACEK V / NOVOTNY J (CZE)

GER - Germany

Players		Shots									Offence		Defence		Punishments			TP	
No.	Name	G/S	%	6m	Wing	9m	7m	FB	BT	EG	AS	TO	ST	BS	YC	2Min	RC		BC
1	BITTER Johannes																		47:18
3	GENSHEIMER Uwe	3/8	38	0/1	1/5		1/1	1/1											59:34
4	GOLLA Johannes	1/2	50	1/2															27:14
6	LEMKE Finn	1/1	100					1/1						2		2			13:53
13	PEKELER Hendrik	0/1	0		0/1								1						49:22
15	KNORR Juri	6/9	67	2/2		3/6			1/1		1								23:33
17	WEINHOLD Steffen	6/7	86	3/4					3/3		2	1					1		43:32
20	WEBER Philipp	3/5	60			3/5					1	2							14:02
25	HAEFNER Kai	3/3	100			2/2			1/1		1	3							19:27
33	WOLFF Andreas																		9:59
35	KUEHN Julius	2/2	100			2/2						2							16:03
48	KOHLBACHER Jannik																		
73	KASTENING Timo	2/3	67	0/1	1/1			1/1			1		1						54:19
95	DRUX Paul	2/3	67	1/1		0/1			1/1		3	1			1				41:44
	Bench/Team																		
Totals		29/44	66	7/11	2/7	10/16	1/1	3/3	6/6		9	9	2	2	1	3			

Goalkeepers		Total Shots		6m Shots		Wing Shots		9m Shots		7m Shots		Fast Breaks		Breakthroughs	
No.	Name	S/S	%	S/S	%	S/S	%	S/S	%	S/S	%	S/S	%	S/S	%
1	BITTER Johannes	12/32	38	3/8	38	1/5	20	6/13	46	0/1	0	1/2	50	1/3	33
33	WOLFF Andreas	3/8	38	1/3	33	0/1	0	2/2	100	0/1	0			0/1	0
Totals		15/40	38	4/11	36	1/6	17	8/15	53	0/2	0	1/2	50	1/4	25

Team Shots	Goals	Saves	Missed	Post	Blocked	Total	%
6m Shots	7	3	1			11	64
Wing Shots	2	3		2		7	29
9m Shots	10	3	2	1		16	63
7m Shots	1				N/A	1	100
Fast Breaks	3					3	100
Breakthroughs	6					6	100
Empty Goal		N/A					
Totals	29	9	3	3		44	66

Number of Attacks: 50, Scoring Efficiency: 58%



Match Team Statistics

チームの試合統計 / Statistiques du match par équipe

Match 29

GER 29 - 25 BRA
(16 - 12) (13 - 13)

Referees: HORACEK V / NOVOTNY J (CZE)

GER - Germany

Shots Distribution

Players

Goals / Shots

1 BITTER J	3 GENSHEIMER U	4 GOLLA J	6 LEMKE F	13 PEKELER H	15 KNORR J	17 WEINHOLD S
	0/1			0/1	1/1	1/1
	1/1				2/2	
	1/1	1/2			1/1	2/3
		0/1	1/1			3/3
						1/2
						1/1
	1-Missed 2-Post				1-Missed 1-Post	
20 WEBER P	25 HAEFNER K	33 WOLFF A	35 KUEHN J	48 KOHLBACHER J	73 KASTENING T	95 DRUX P
0/1	1/1	2/2	1/1			1/1
0/1						1/1
1/1			1/1		1/2	1/1
						1-Missed


Team

Goals / Shots

3/5	2/3	4/4
1/2		4/4
7/7	3/5	5/8

3-Missed 3-Post

Offence



Goalkeepers

Saves / Shots

1/4		1/5
2/4	3/3	3/6
0/7	2/3	3/8

1 BITTER J

1/3		1/5
2/2	2/2	2/4
0/7	2/2	2/7

33 WOLFF A

0/1		
0/2	1/1	1/2
	0/1	1/1



Match Team Statistics

チームの試合統計 / Statistiques du match par équipe

Match 29

GER 29 - 25 BRA

(16 - 12) (13 - 13)

Referees: HORACEK V / NOVOTNY J (CZE)

BRA - Brazil

Players		Shots									Offence		Defence		Punishments			TP	
No.	Name	G/S	%	6m	Wing	9m	7m	FB	BT	EG	AS	TO	ST	BS	YC	2Min	RC		BC
2	TEIXEIRA Henrique															1			11:56
4	SILVA Joao Pedro	5/10	50	3/4		1/3			1/3		3	4							29:05
5	TORRIANI Guilherme																		
13	MORAES Rogerio	0/2	0	0/2							1	1			1				46:01
14	PETRUS Thiagus	0/2	0			0/1		0/1			1		1						39:09
16	da ROSA Rangel																		39:37
18	BORGES Felipe	4/4	100	2/2	1/1			1/1				1	1						59:38
19	CHIUFFA Fabio	6/7	86		4/5		2/2				1								58:29
25	TEIXEIRA Vinicius	0/1	0	0/1															9:29
33	DUTRA Leonardo	7/12	58	1/1		5/10			1/1										21:24
35	PONCIANO Thiago	0/4	0	0/1		0/3						1	1			1			37:33
37	LANGARO Haniel	3/5	60	1/1		1/3			1/1		4								51:05
62	VIAL TERCARIOL Leonardo																		16:34
77	HACKBARTH Rudolph																		
Bench/Team															1				
Totals		25/47	53	7/12	5/6	7/20	2/2	1/2	3/5		10	7	3		2	2			

Goalkeepers		Total Shots		6m Shots		Wing Shots		9m Shots		7m Shots		Fast Breaks		Breakthroughs	
No.	Name	S/S	%	S/S	%	S/S	%	S/S	%	S/S	%	S/S	%	S/S	%
16	da ROSA Rangel	5/28	18	2/8	25	2/4	50	1/8	13	0/1	0	0/3	0	0/4	0
62	VIAL TERCARIOL Leonardo	4/10	40	1/2	50	1/1	100	2/5	40					0/2	0
Totals		9/38	24	3/10	30	3/5	60	3/13	23	0/1	0	0/3	0	0/6	0

Team Shots	Goals	Saves	Missed	Post	Blocked	Total	%
6m Shots	7	4		1		12	58
Wing Shots	5	1				6	83
9m Shots	7	8	2	1	2	20	35
7m Shots	2				N/A	2	100
Fast Breaks	1	1				2	50
Breakthroughs	3	1		1		5	60
Empty Goal		N/A					
Totals	25	15	2	3	2	47	53

Number of Attacks: 51, Scoring Efficiency: 49%



Match Team Statistics

チームの試合統計 / Statistiques du match par équipe

Match 29

GER 29 - 25 BRA
(16 - 12) (13 - 13)

Referees: HORACEK V / NOVOTNY J (CZE)

BRA - Brazil

Shots Distribution

Players

Goals / Shots

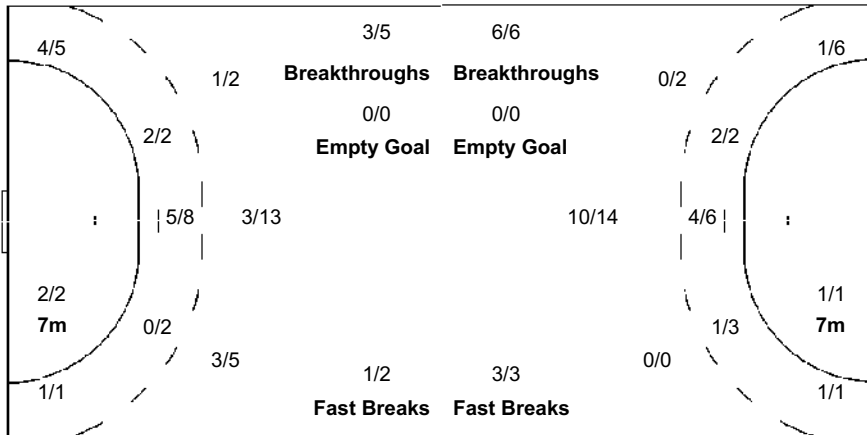
2 TEIXEIRA H	4 SILVA JP	5 TORRIANI G	13 MORAES R	14 PETRUS T	16 da ROSA R	18 BORGES F
	0/1					1/1
						1/1
	4/4	0/1				1/1
	1-Post	1-Blocked		1-Post		

19 CHIUFFA F	25 TEIXEIRA V	33 DUTRA L	35 PONCIANO T	37 LANGARO H	62 VIAL TERCARIOL L	77 HACKBARTH R
2/2						
	0/1					
1/1		2/3		2/2		
1/1		1/2	0/1	1/1		
1/1		1/1	0/1	0/1		
2/3		2/3	0/1	0/1		
		1-Missed	1-Missed 1-Post			

Team Goals / Shots

3/4		4/5
2/4	0/3	3/6
7/7	1/3	5/8
2-Missed	3-Post	2-Blocked

Offence



Goalkeepers Saves / Shots

2/5	1/3	0/4
1/2		0/4
0/7	2/5	3/8

16 da ROSA R

1/4	1/1	0/3
0/1		0/4
0/6	1/3	2/6

62 VIAL TERCARIOL L

1/1	0/2	0/1
1/1		
0/1	1/2	1/2

Legend:		
%	Efficiency	
AS	Assists	
EG	Empty Goal	
RC	Red Cards	
Wing	Wing Shots	
2Min	2-Minute Suspensions	
BC	Blue Cards	
FB	Fast Breaks	
S/S	Saves/Shots	
X	Red Card After 3rd 2-Minute Suspension	
6m	6 metre Shots	
BS	Blocked Shots	
G/S	Goals/Shots	
ST	Steals	
YC	Yellow Cards	
7m	7-metre Shots	
BT	Breakthroughs	
N/A	Not Applicable	
TO	Turnover	
9m	9-metre Shots	
D	Direct Red Card	
No.	Uniform Number	
TP	Time Played	



Empty Goal Analysis

無人ゴール 分析 / Analyses des attaques avec but vide

Match 29

GER 29 - 25 BRA
(16 - 12) (13 - 13)

Referees: HORACEK V / NOVOTNY J (CZE)

ATTACKS DURING OWN EMPTY GOAL SITUATION

Players on Court	Attacks		Goals		Saves		Missed		Blocked		Post		Turnovers		Scoring Efficiency -		Goals Against	
	GER	BRA	GER	BRA	GER	BRA	GER	BRA	GER	BRA	GER	BRA	GER	BRA	GER	%BRA	GER	BRA
7 Against 6	2	5	1	1		2				1		1	1	1	50	20		
6 Against 6	3	1	3	1											100	100		
Others	1	2	0	1	1								1	0	50			
Total:	6	8	4	3	1	2				1		1	1	2	67	38		

GOALS/ATTACKS DURING OWN EMPTY GOAL SITUATION - ANALYSIS OF OCCURRENCE (in 5 min intervals)

Players on Court	1st Half											
	0-5		5-10		10-15		15-20		20-25		25-30	
	GER	BRA	GER	BRA	GER	BRA	GER	BRA	GER	BRA	GER	BRA
7 Against 6					1/1							
6 Against 6									1/1		1/1	
Others											0/1	1/2
Total:					1/1				1/1		1/2	1/2

Players on Court	2nd Half											
	30-35		35-40		40-45		45-50		50-55		55-60	
	GER	BRA	GER	BRA	GER	BRA	GER	BRA	GER	BRA	GER	BRA
7 Against 6		0/1	0/1			1/2						0/2
6 Against 6			1/1							1/1		
Others												
Total:		0/1	1/2			1/2				1/1		0/2

GOALS/ATTACKS DURING OWN EMPTY GOAL SITUATION - ANALYSIS BY DURATION

Team	<15 sec.	15-30 sec.	30-45 sec.	45-60 sec.	>60 sec.
GER		2/3	1/2	1/1	
BRA	0/3	2/3	1/2		

SUBSTITUTION SUMMARY

Players	GER	BRA
Goalkeeper <-> Goalkeeper	2	1
Court Player <-> Goalkeeper	16	17
Court Player <-> Court Player	106	133
Total:	124	151



Match Report

試合レポート / Compte rendu du match

Team A										Team B																																									
A DEN - Denmark										B SWE - Sweden																																									
played in										in the hall										on										at										Spectators										Match Number	
Tokyo										Yoyogi National Stadium										SUN 1 AUG 2021										21:30																				30	
Half-time (30')		A		B		End of playing time		A		B		1st overtime		A		B		2nd overtime		A		B		After penalty throws		A		B																							
Number of 7m		A		Team time-out				A		B		Full name of players and officials		A		B		Team time-out		B		Number of 7m		A		B																									
3/5		1		12:28		2		3						1		29:21		2		52:58		3																													
No.	Team A						G	YC	2'	RC	BC	No.	Team B						G	YC	2'	RC	BC																												
1	LANDIN Niklas											2	CARLSBOGARD Jonathan						6																																
4	LANDIN Magnus						3		1			5	DARJ Max						3	1	1																														
7	JAKOBSEN Emil						4	1				10	EKBERG Niclas						1																																
15	SAUGSTRUP Magnus						3	1	1			11	PETTERSSON Daniel						3																																
17	SVAN Lasse											12	PALICKA Andreas																																						
20	MOELLER Kevin											15	WANNE Hampus						2		1																														
21	MOELGAARD Henrik											16	AGGEFORS Mikael																																						
22	MENSAH Mads						2					18	PETTERSSON Fredric								1																														
23	TOFT HANSEN Henrik						2					19	CLAAR Felix						4																																
24	HANSEN Mikkel						3					22	PELLAS Lucas						2																																
25	OLSEN Morten											23	LAGERGREN Albin						5		1																														
26	HANSEN Johan						5					24	GOTTFRIDSSON Jim						1																																
32	HOLM Jacob						3					27	SUNNEFELDT Oskar																																						
33	GIDSEL Mathias						5					33	SANDELL Lukas						6		2																														

Off.A	JOHANSEN Kai	1					Off.A	BOQUIST Martin	1				
Off.B	JACOBSEN Nikolaj						Off.B	SOLBERG Glenn					
Off.C	KRONBORG Henrik						Off.C	SVENSSON Tomas					
Off.D	GREVE Anja						Off.D	JERRHAG Daniel					
Off.E	BRUUN Michael						Off.E	SEVE Johanna					

A	Signatures of responsables for the teams (Off.A)										B
Remarks of referees / IHF Official											

Referees	SCHULZE Robert (GER)	Signatures	TONNIES Tobias (GER)	Signatures
Technical Officials	TK: VARTANYAN Stella (RUS)	Signatures	SK: VOJIC Arijana (BIH)	Signatures
IHF Official	NACHEVSKI Dragan (MKD)	Signatures		Signatures

Note: Number of 7m scored/awarded to resp. B, goals (G), yellow cards (YC), red cards (RC), red card after 3rd 2' suspension (X), direct red card (D) and blue cards (BC).



Results

結果 / Résultats

Match 30

DEN 30 - 33 SWE

(13 - 17) (17 - 16)

Referees: SCHULZE R / TONNIES T (GER)

DEN - Denmark

Players		Shots									Punishments			
No.	Name	G/S	%	6m	Wing	9m	7m	FB	BT	EG	YC	2Min	RC	BC
1	LANDIN Niklas													
4	LANDIN Magnus	3/3	100		2/2			1/1				1		
7	JAKOBSEN Emil	4/7	57		4/7						1			
15	SAUGSTRUP Magnus	3/4	75	3/4							1	1		
17	SVAN Lasse													
20	MOELLER Kevin													
21	MOELGAARD Henrik													
22	MENSAH Mads	2/6	33	1/1		1/5								
23	TOFT HANSEN Henrik	2/3	67	2/3										
24	HANSEN Mikkel	3/8	38			1/4	0/2		2/2					
25	OLSEN Morten													
26	HANSEN Johan	5/7	71		2/4		3/3							
32	HOLM Jacob	3/6	50	2/2		0/1			1/3					
33	GIDSEL Mathias	5/7	71	0/1		1/1			4/5					
Bench/Team											1			
Totals		30/51	59	8/11	8/13	3/11	3/5	1/1	7/10		3	2		

Goalkeepers		Saves								
No.	Name	S/S	%	6m	Wing	9m	7m	FB	BT	
1	LANDIN Niklas	5/24	21	0/4	0/4	4/11		1/3	0/2	
20	MOELLER Kevin	2/14	14	1/3	0/2	1/6			0/3	
EG		2								
Totals		7/40	18	1/7	0/6	5/17		1/3	0/5	

SWE - Sweden

Players		Shots									Punishments			
No.	Name	G/S	%	6m	Wing	9m	7m	FB	BT	EG	YC	2Min	RC	BC
2	CARLSBOGARD Jonathan	6/10	60			5/9				1/1				
5	DARJ Max	3/4	75	3/4							1	1		
10	EKBERG Niclas	1/3	33		1/1			0/1		0/1				
11	PETTERSSON Daniel	3/4	75		2/2	0/1		1/1						
12	PALICKA Andreas	0/1	0							0/1				
15	WANNE Hampus	2/2	100		1/1					1/1		1		
16	AGGEFORS Mikael													
18	PETTERSSON Fredric												1	
19	CLAAR Felix	4/10	40	0/2		4/7			0/1					
22	PELLAS Lucas	2/2	100	1/1	1/1									
23	LAGERGREN Albin	5/6	83	1/1	0/1	1/1		1/1	2/2			1		
24	GOTTFRIDSSON Jim	1/2	50			1/2								
27	SUNNEFELDT Oskar													
33	SANDELL Lukas	6/7	86	1/1	1/1	1/2			3/3				2	
Bench/Team											1			
Totals		33/51	65	6/9	6/7	12/22		2/3	5/6	2/4	2	6		

Goalkeepers		Saves								
No.	Name	S/S	%	6m	Wing	9m	7m	FB	BT	
12	PALICKA Andreas	10/30	33	1/7	2/9	3/4	2/4	0/1	2/5	
16	AGGEFORS Mikael	6/16	38	1/3	1/2	4/6	0/1		0/4	
Totals		16/46	35	2/10	3/11	7/10	2/5	0/1	2/9	

RUNNING SCORE

DEN - SWE	
1st Half	
HANSEN J	1 (2') 0
	1 (3') 1 CLAAR F
	1 (4') 2 LAGERGREN A
HANSEN M	2 (5') 2
	2 (6') 3 CARLSBOGARD J
SAUGSTRUP M	3 (7') 3
JAKOBSEN E	4 (8') 3
	4 (8') 4 CLAAR F
	4 (10') 5 DARJ M
HANSEN M	5 (10') 5
	5 (11') 6 CARLSBOGARD J
GIDSEL M	6 (11') 6
	6 (11') 7 WANNE H
	6 (14') 8 CARLSBOGARD J
TOFT HANSEN H	7 (15') 8
	7 (16') 9 LAGERGREN A
	7 (16') 10 WANNE H
JAKOBSEN E	8 (17') 10
	8 (19') 11 LAGERGREN A
TOFT HANSEN H	9 (19') 11
	9 (20') 12 SANDELL L
	9 (21') 13 SANDELL L
JAKOBSEN E	10 (21') 13
	10 (22') 14 EKBERG N
	10 (26') 15 DARJ M
	10 (27') 16 SANDELL L
JAKOBSEN E	11 (28') 16
HANSEN J	12 (29') 16
	12 (30') 17 SANDELL L
GIDSEL M	13 (30') 17

2nd Half	
HOLM J	14 (31') 17
	14 (34') 18 CLAAR F
	14 (35') 19 PETTERSSON D
MENSAH M	15 (36') 19
LANDIN M	16 (36') 19
	16 (36') 20 CARLSBOGARD J
LANDIN M	17 (36') 20
	17 (37') 21 DARJ M
LANDIN M	18 (38') 21
	18 (38') 22 CLAAR F
HOLM J	19 (39') 22
	19 (40') 23 PELLAS L
HANSEN J	20 (40') 23
GIDSEL M	21 (41') 23
	21 (42') 24 CARLSBOGARD J
	21 (43') 25 PETTERSSON D
GIDSEL M	22 (44') 25
	22 (44') 26 PELLAS L
GIDSEL M	23 (45') 26
	23 (46') 27 SANDELL L
SAUGSTRUP M	24 (46') 27
	24 (47') 28 SANDELL L
MENSAH M	25 (47') 28
HANSEN J	26 (50') 28
	26 (51') 29 PETTERSSON D
	26 (52') 30 LAGERGREN A
SAUGSTRUP M	27 (52') 30
	27 (55') 31 GOTTFRIDSSON J
HANSEN J	28 (56') 31
	28 (56') 32 CARLSBOGARD J
HANSEN M	29 (57') 32
	29 (58') 33 LAGERGREN A
HOLM J	30 (59') 33

Legend:							
%	Efficiency	2Min	2-Minute Suspensions	6m	6-metre Shots	7m	7-metre Shots
9m	9-metre Shots	BC	Blue Cards	BT	Breakthroughs	D	Direct Red Card
EG	Empty Goal	FB	Fast Breaks	G/S	Goals/Shots	No.	Uniform Number
RC	Red Cards	S/S	Saves/Shots	Wing	Wing Shots	X	Red Card After 3rd 2-Minute Suspension
YC	Yellow Cards						



Match Team Statistics

チームの試合統計 / Statistiques du match par équipe

Match 30

DEN 30 - 33 SWE

(13 - 17) (17 - 16)

Referees: SCHULZE R / TONNIES T (GER)

DEN - Denmark

Players		Shots									Offence		Defence		Punishments			TP		
No.	Name	G/S	%	6m	Wing	9m	7m	FB	BT	EG	AS	TO	ST	BS	YC	2Min	RC		BC	
1	LANDIN Niklas																			34:16
4	LANDIN Magnus	3/3	100		2/2			1/1				1					1			30:00
7	JAKOBSEN Emil	4/7	57		4/7										1					30:57
15	SAUGSTRUP Magnus	3/4	75	3/4								1		2	1	1				40:04
17	SVAN Lasse																			
20	MOELLER Kevin																			15:19
21	MOELLLGAARD Henrik													3						28:02
22	MENSAH Mads	2/6	33	1/1		1/5														44:21
23	TOFT HANSEN Henrik	2/3	67	2/3																32:32
24	HANSEN Mikkel	3/8	38			1/4	0/2		2/2		5	2								31:52
25	OLSEN Morten										1									8:18
26	HANSEN Johan	5/7	71		2/4		3/3													59:30
32	HOLM Jacob	3/6	50	2/2		0/1			1/3		2									20:07
33	GIDSEL Mathias	5/7	71	0/1		1/1			4/5		6	1								44:42
	Bench/Team														1					
Totals		30/51	59	8/11	8/13	3/11	3/5	1/1	7/10		14	5		5	3	2				

Goalkeepers		Total Shots		6m Shots		Wing Shots		9m Shots		7m Shots		Fast Breaks		Breakthroughs	
No.	Name	S/S	%	S/S	%	S/S	%	S/S	%	S/S	%	S/S	%	S/S	%
1	LANDIN Niklas	5/24	21	0/4	0	0/4	0	4/11	36			1/3	33	0/2	0
20	MOELLER Kevin	2/14	14	1/3	33	0/2	0	1/6	17					0/3	0
EG		2													
Totals		7/40	18	1/7	14	0/6	0	5/17	29			1/3	33	0/5	0

Team Shots	Goals	Saves	Missed	Post	Blocked	Total	%
6m Shots	8	2		1		11	73
Wing Shots	8	3		2		13	62
9m Shots	3	7	1			11	27
7m Shots	3	2			N/A	5	60
Fast Breaks	1					1	100
Breakthroughs	7	2	1			10	70
Empty Goal		N/A					
Totals	30	16	2	3		51	59

Number of Attacks: 53, Scoring Efficiency: 57%



Match Team Statistics

チームの試合統計 / Statistiques du match par équipe

Match 30

DEN 30 - 33 SWE
(13 - 17) (17 - 16)

Referees: SCHULZE R / TONNIES T (GER)

DEN - Denmark

Shots Distribution

Players

Goals / Shots

1 LANDIN N	4 LANDIN M	7 JAKOBSEN E	15 SAUGSTRUP M	17 SVAN L	20 MOELLER K	21 MOELLGAARD H
		2/2				
		0/1				
		1/1	1/1			
		2-Post		1-Post		

22 MENSAH M	23 TOFT HANSEN H	24 HANSEN M	25 OLSEN M	26 HANSEN J	32 HOLM J	33 GIDSEL M
		1/3				
0/1	0/3			0/1	1/1	
1/1	1/1			1/2		
		2/3				
				1/1	1/1	1/1
		0/1				
				1/2	2/2	
		1-Missed			1-Missed	
						0/1
						1/2
						1/1
						2/2
						1/1

Team

Goals / Shots

3/5	0/2	3/4
4/7	0/1	6/11
6/7	5/6	3/3

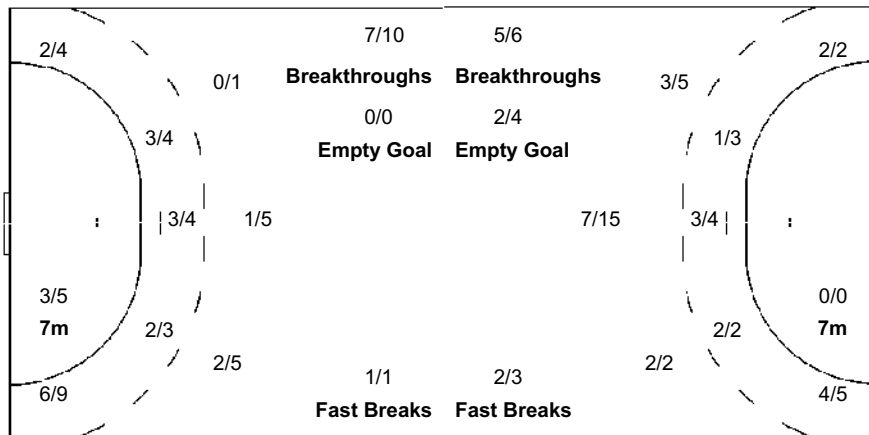
2-Missed 3-Post

Offence

Defence

Goalkeepers

Saves / Shots



0/3	1/1	0/3
2/8	1/2	0/4
1/11	2/2	0/6

1 LANDIN N

0/2		0/3
2/6	1/1	0/1
1/6	1/1	0/4

20 MOELLER K

0/1	1/1	
0/2		0/3
0/5	1/1	0/1



Match Team Statistics

チームの試合統計 / Statistiques du match par équipe

Match 30

DEN 30 - 33 SWE

(13 - 17) (17 - 16)

Referees: SCHULZE R / TONNIES T (GER)

SWE - Sweden

Players		Shots									Offence		Defence		Punishments			TP	
No.	Name	G/S	%	6m	Wing	9m	7m	FB	BT	EG	AS	TO	ST	BS	YC	2Min	RC		BC
2	CARLSBOGARD Jonathan	6/10	60			5/9				1/1	4	2	1						43:20
5	DARJ Max	3/4	75	3/4											1	1			45:59
10	EKBERG Niclas	1/3	33		1/1			0/1		0/1									29:41
11	PETTERSSON Daniel	3/4	75		2/2	0/1		1/1											29:55
12	PALICKA Andreas	0/1	0							0/1									37:08
15	WANNE Hampus	2/2	100		1/1					1/1		1				1			37:16
16	AGGEFORS Mikael										1								17:55
18	PETTERSSON Fredric										1	1					1		29:47
19	CLAAR Felix	4/10	40	0/2		4/7			0/1			1							29:19
22	PELLAS Lucas	2/2	100	1/1	1/1														29:25
23	LAGERGREN Albin	5/6	83	1/1	0/1	1/1		1/1	2/2		1						1		32:24
24	GOTTFRIDSSON Jim	1/2	50			1/2					2	1							23:23
27	SUNNEFELDT Oskar																		
33	SANDELL Lukas	6/7	86	1/1	1/1	1/2			3/3									2	34:28
Bench/Team																1			
Totals		33/51	65	6/9	6/7	12/22		2/3	5/6	2/4	9	6	1		2	6			

Goalkeepers		Total Shots		6m Shots		Wing Shots		9m Shots		7m Shots		Fast Breaks		Breakthroughs	
No.	Name	S/S	%	S/S	%	S/S	%	S/S	%	S/S	%	S/S	%	S/S	%
12	PALICKA Andreas	10/30	33	1/7	14	2/9	22	3/4	75	2/4	50	0/1	0	2/5	40
16	AGGEFORS Mikael	6/16	38	1/3	33	1/2	50	4/6	67	0/1	0			0/4	0
Totals		16/46	35	2/10	20	3/11	27	7/10	70	2/5	40	0/1	0	2/9	22

Team Shots	Goals	Saves	Missed	Post	Blocked	Total	%
6m Shots	6	1	1	1		9	67
Wing Shots	6			1		7	86
9m Shots	12	5			5	22	55
7m Shots					N/A		
Fast Breaks	2	1				3	67
Breakthroughs	5			1		6	83
Empty Goal	2	N/A	2			4	50
Totals	33	7	3	3	5	51	65

Number of Attacks: 52, Scoring Efficiency: 63%



Match Team Statistics

チームの試合統計 / Statistiques du match par équipe

Match 30

DEN 30 - 33 SWE
(13 - 17) (17 - 16)

Referees: SCHULZE R / TONNIES T (GER)

SWE - Sweden

Players
Goals / Shots


Shots Distribution

Player	Goals	Shots	Blocked	Missed
2 CARLSBOGARD J	1/1	2/2	3-Blocked	
5 DARJ M	1/1	1/1		1-Missed
10 EKBERG N	0/1	1/1		1-Missed
11 PETTERSSON D	2/2	1/1	1-Blocked	1-Missed
12 PALICKA A				
15 WANNE H	1/1	1/1		
16 AGGEFORS M				
18 PETTERSSON F				
19 CLAAR F	1/2	0/1	2-Post	0/1
22 PELLAS L	1/1	1/1		
23 LAGERGREN A	2/2	1/1	1-Post	
24 GOTTFRIDSSON J	1/1		1-Blocked	
27 SUNNEFELDT O				
33 SANDELL L	1/1	1/1		2/2

Team Goals / Shots

3/3	0/1	3/3
6/8	1/2	4/4
10/11	0/2	6/6

3-Missed 3-Post 5-Blocked



Goalkeepers Saves / Shots

2/5	2/2	1/4
3/7	1/1	5/11
1/7	1/6	0/3

12 PALICKA A

2/4	2/2	0/3
2/2		4/10
0/4	0/4	0/1

16 AGGEFORS M

0/1		1/1
1/5	1/1	1/1
1/3	1/2	0/2

Legend:

%	Efficiency	2Min	2-Minute Suspensions	6m	6 metre Shots	7m	7-metre Shots	9m	9-metre Shots
AS	Assists	BC	Blue Cards	BS	Blocked Shots	BT	Breakthroughs	D	Direct Red Card
EG	Empty Goal	FB	Fast Breaks	G/S	Goals/Shots	N/A	Not Applicable	No.	Uniform Number
RC	Red Cards	S/S	Saves/Shots	ST	Steals	TO	Turnover	TP	Time Played
Wing	Wing Shots	X	Red Card After 3rd 2-Minute Suspension	YC	Yellow Cards				



Empty Goal Analysis

無人ゴール 分析 / Analyses des attaques avec but vide

Match 30

DEN 30 - 33 SWE

(13 - 17) (17 - 16)

Referees: SCHULZE R / TONNIES T (GER)

ATTACKS DURING OWN EMPTY GOAL SITUATION

Players on Court	Attacks		Goals		Saves		Missed		Blocked		Post		Turnovers		Scoring Efficiency -		Goals Against	
	DEN	SWE	DEN	SWE	DEN	SWE	DEN	SWE	DEN	SWE	DEN	SWE	DEN	SWE	DEN	%SWE	DEN	SWE
7 Against 6	14	2	7	1	3	1	1				2		2		50	50	2	
6 Against 6	2	5	1	3	1					2			1	50	60			
Others	6		4		2									67				
Total:	22	7	12	4	6	1	1			2	2	2	1	55	57	2		

GOALS/ATTACKS DURING OWN EMPTY GOAL SITUATION - ANALYSIS OF OCCURRENCE (in 5 min intervals)

Players on Court	1st Half											
	0-5		5-10		10-15		15-20		20-25		25-30	
	DEN	SWE	DEN	SWE	DEN	SWE	DEN	SWE	DEN	SWE	DEN	SWE
7 Against 6	1/2		3/3		2/5		1/3		0/1			1/1
6 Against 6												1/1
Others												
Total:	1/2		3/3		2/5		1/3		0/1			2/2

Players on Court	2nd Half											
	30-35		35-40		40-45		45-50		50-55		55-60	
	DEN	SWE	DEN	SWE	DEN	SWE	DEN	SWE	DEN	SWE	DEN	SWE
7 Against 6		0/1										
6 Against 6					1/2			2/3		0/1		
Others	2/3						1/2		1/1			
Total:	2/3	0/1			1/2		1/2	2/3	1/1	0/1		

GOALS/ATTACKS DURING OWN EMPTY GOAL SITUATION - ANALYSIS BY DURATION

Team	<15 sec.	15-30 sec.	30-45 sec.	45-60 sec.	>60 sec.
DEN	2/4	6/11	4/6	0/1	
SWE	0/1	2/4	1/1	1/1	

SUBSTITUTION SUMMARY

Players	DEN	SWE
Goalkeeper <-> Goalkeeper	0	1
Court Player <-> Goalkeeper	48	16
Court Player <-> Court Player	130	42
Total:	178	59



Match Report

試合レポート / Compte rendu du match

Team A										Team B											
A										B											
FRA - France										BRN - Bahrain											
played in										on										Match Number	
Tokyo										Yoyogi National Stadium										31	
TUE 3 AUG 2021										09:30											
Half-time (30')		A	B	End of playing time		A	B	1st overtime		A	B	2nd overtime		A	B	After penalty throws		A	B		
		21	14			42	28														
Number of 7m		A	Team time-out			Full name of players and officials										Team time-out			B	Number of 7m	
		3/4	1	2	3											1	2	3	2/3		
		13:56	42:52		3																
No.	Team A					G	YC	2'	RC	BC	No.	Team B					G	YC	2'	RC	BC
5	REMILI Nedim					4		1			1	MAHFOODH Husain									
7	LAGARDE Romain					1					3	EID Ali					4				
9	RICHARDSON Melvyn					3					8	ALI Hasan					2				
10	MEM Dika					5					9	ALSAMAHJI Hasan					1				
11	TOURNAT Nicolas					5					15	ABDULREDHA Mohamed									
12	GERARD Vincent										18	FADHUL Ahmed					2		1		
13	KARABATIC Nikola					2					19	ALI Mohamed					1				
14	MAHE Kentin					9		1			21	ALI Mohamed									
16	GENTY Yann										27	ASKANI Bilal									
19	ABALO Luc					3					50	ALMAQABI Ahmed					3				
21	GUIGOU Michael					3					77	ALI Ali Merza					4	1	1		
22	KARABATIC Luka					2		1			93	AHMED Mohamed					4		1		
23	FABREGAS Ludovic					2					95	MOHAMED Mohamed					2		1		
28	PORTE Valentin					3					99	ALSAYYAD Husain					5		1		

Off.A	GILLE Guillaume					Off.A	ALNAJEM Ahmed		1			
Off.B	MATHE Erick					Off.B	KRIST JANSSON Aron					
Off.C	SEBASTIEN Pierre					Off.C	ABDULLA Esam					
Off.D	MABIRE Jean-Christophe					Off.D	ALMESHAIMA Maitham					
Off.F	MAURELLI Olivier					Off.E	EATMADI Ismaeel					

A	Signatures of responsables for the teams (Off.A)										B
Remarks of referees / IHF Official											

Referees	Signatures	Signatures
LAH Bojan (SLO)		SOK David (SLO)
Technical Officials	Signatures	Signatures
TK: VARTANYAN Stella (RUS)		SK: VOJIC Arijana (BIH)
IHF Official	Signatures	
NACHEVSKI Dragan (MKD)		

Note: Number of 7m scored/awarded to resp. B, goals (G), yellow cards (YC), red cards (RC), red card after 3rd 2' suspension (X), direct red card (D) and blue cards (BC).



Results

結果 / Résultats

Match 31

FRA 42 - 28 BRN

(21 - 14) (21 - 14)

Referees: LAH B / SOK D (SLO)

FRA - France

Players		Shots										Punishments			
No.	Name	G/S	%	6m	Wing	9m	7m	FB	BT	EG	YC	2Min	RC	BC	
5	REMILI Nedim	4/5	80	2/2		1/1		1/2				1			
7	LAGARDE Romain	1/1	100		1/1										
9	RICHARDSON Melvyn	3/4	75			3/4									
10	MEM Dika	5/6	83	1/1		4/5									
11	TOURNAT Nicolas	5/5	100	4/4				1/1							
12	GERARD Vincent														
13	KARABATIC Nikola	2/3	67	1/1		1/2									
14	MAHE Kentin	9/10	90	1/2	2/2		3/3	3/3				1			
16	GENTY Yann														
19	ABALO Luc	3/3	100		3/3										
21	GUIGOU Michael	3/5	60		2/3		0/1	1/1							
22	KARABATIC Luka	2/2	100	1/1				1/1				1			
23	FABREGAS Ludovic	2/2	100	2/2											
28	PORTE Valentin	3/3	100		2/2			1/1							
Bench/Team															
Totals		42/49	86	12/13	10/11	9/12	3/4	8/9				3			

Goalkeepers		Saves							
No.	Name	S/S	%	6m	Wing	9m	7m	FB	BT
12	GERARD Vincent	3/16	19	1/4	1/1	1/6	0/1		0/4
16	GENTY Yann	5/18	28	2/6	0/3	1/2	1/2	0/3	1/2
EG		2							
Totals		8/36	22	3/10	1/4	2/8	1/3	0/3	1/6

BRN - Bahrain

Players		Shots										Punishments			
No.	Name	G/S	%	6m	Wing	9m	7m	FB	BT	EG	YC	2Min	RC	BC	
1	MAHFOODH Husain														
3	EID Ali	4/5	80	1/2				1/1		2/2					
8	ALI Hasan	2/2	100	1/1	1/1										
9	ALSAMAHJI Hasan	1/1	100		1/1										
15	ABDULREDHA Mohamed														
18	FADHUL Ahmed	2/3	67		1/2			1/1				1			
19	ALI Mohamed	1/1	100	1/1											
21	ALI Mohamed														
27	ASKANI Bilal														
50	ALMAQABI Ahmed	3/5	60	1/1		1/3			1/1						
77	ALI Ali Merza	4/6	67	2/3		1/2		1/1			1	1			
93	AHMED Mohamed	4/7	57	1/1		1/3	2/3					1			
95	MOHAMED Mohamed	2/3	67						2/3			1			
99	ALSAYYAD Husain	5/13	38	0/1		3/10			2/2			1	1		
Bench/Team															
Totals		28/46	61	7/10	3/4	6/18	2/3	3/3	5/6	2/2	2	5			

Goalkeepers		Saves							
No.	Name	S/S	%	6m	Wing	9m	7m	FB	BT
1	MAHFOODH Husain	0/11	0	0/1	0/3	0/3		0/4	
21	ALI Mohamed	3/34	9	1/12	0/7	2/8	0/3	0/4	
Totals		3/45	7	1/13	0/10	2/11	0/3	0/8	

RUNNING SCORE	
FRA - BRN	
1st Half	
GUIGOU M	1 (2') 0
MEM D	2 (3') 1
MEM D	3 (5') 1
MEM D	3 (6') 2
REMILI N	4 (6') 2
REMILI N	4 (6') 3
KARABATIC L	5 (8') 3
KARABATIC L	6 (9') 3
KARABATIC L	6 (10') 4
ALI AM	6 (10') 4
MEM D	7 (11') 4
MEM D	7 (12') 5
ALMAQABI A	7 (12') 5
MEM D	8 (12') 5
MEM D	8 (12') 6
ALSAYYAD H	8 (12') 6
ABALO L	9 (13') 6
ABALO L	9 (13') 6
ALSAYYAD H	9 (14') 7
MAHE K	10 (14') 7
MAHE K	10 (16') 8
EID A	10 (16') 8
REMILI N	11 (16') 8
REMILI N	11 (17') 9
AHMED M	11 (17') 9
EID A	11 (19') 10
EID A	11 (19') 10
FABREGAS L	12 (20') 10
FABREGAS L	12 (21') 11
AHMED M	12 (21') 11
LAGARDE R	13 (21') 11
LAGARDE R	13 (21') 11
MAHE K	14 (23') 11
MAHE K	14 (23') 11
ALMAQABI A	14 (23') 12
ALMAQABI A	14 (23') 12
ABALO L	15 (24') 12
MAHE K	16 (25') 12
MAHE K	16 (25') 12
REMILI N	17 (25') 12
REMILI N	17 (25') 12
MEM D	18 (27') 12
MEM D	18 (27') 12
MOHAMED M	18 (28') 13
MOHAMED M	18 (28') 13
ABALO L	19 (28') 13
ABALO L	19 (28') 13
MAHE K	20 (29') 13
MAHE K	20 (29') 13
ALMAQABI A	20 (30') 14
ALMAQABI A	20 (30') 14
REMILI N	21 (30') 14
REMILI N	21 (30') 14
2nd Half	
ALSAYYAD H	21 (32') 15
AHMED M	21 (32') 15
AHMED M	21 (32') 15
TOURNAT N	22 (33') 15
TOURNAT N	22 (33') 15
ALI AM	22 (34') 16
ALI AM	22 (34') 16
FADHUL A	22 (35') 17
FADHUL A	22 (35') 17
TOURNAT N	23 (35') 17
TOURNAT N	23 (35') 17
ALSAMAHJI H	23 (36') 18
ALSAMAHJI H	23 (36') 18
GUIGOU M	24 (36') 18
GUIGOU M	24 (36') 18
ALI M	24 (37') 19
ALI M	24 (37') 19
KARABATIC N	25 (38') 19
KARABATIC N	25 (38') 19
KARABATIC N	26 (39') 19
KARABATIC N	26 (39') 19
MAHE K	27 (40') 19
MAHE K	27 (40') 19
RICHARDSON M	28 (41') 19
RICHARDSON M	28 (41') 19
FADHUL A	28 (42') 20
FADHUL A	28 (42') 20
MAHE K	29 (42') 20
MAHE K	29 (42') 20
GUIGOU M	30 (43') 20
GUIGOU M	30 (43') 20
PORTE V	31 (45') 20
PORTE V	31 (45') 20
PORTE V	32 (48') 20
PORTE V	32 (48') 20
RICHARDSON M	33 (49') 20
RICHARDSON M	33 (49') 20
MOHAMED M	33 (49') 21
MOHAMED M	33 (49') 21
RICHARDSON M	34 (50') 21
RICHARDSON M	34 (50') 21
MAHE K	35 (50') 21
MAHE K	35 (50') 21
TOURNAT N	36 (51') 21
TOURNAT N	36 (51') 21
AHMED M	36 (52') 22
AHMED M	36 (52') 22
TOURNAT N	37 (53') 22
TOURNAT N	37 (53') 22
EID A	37 (53') 23
EID A	37 (53') 23
FABREGAS L	38 (53') 23
FABREGAS L	38 (53') 23
MAHE K	39 (54') 23
MAHE K	39 (54') 23
ALI H	39 (55') 24
ALI H	39 (55') 24
MAHE K	40 (56') 24
MAHE K	40 (56') 24
ALI H	40 (57') 25
ALI H	40 (57') 25
EID A	40 (57') 26
EID A	40 (57') 26
TOURNAT N	41 (58') 26
TOURNAT N	41 (58') 26
ALI AM	41 (60') 27
ALI AM	41 (60') 27
PORTE V	42 (60') 27
PORTE V	42 (60') 27
ALI AM	42 (60') 28
ALI AM	42 (60') 28



Yoyogi National Stadium
 国立代々木競技場
 Stade national de Yoyogi

TUE 3 AUG 2021
 Start Time: 9:30

Handball
 ハンドボール / Handball

Men
 男子 / Hommes

Quarterfinal
 準々決勝 / Quart de finale



Results
 結果 / Résultats

Match 31

Legend:		
%	Efficiency	
9m	9-metre Shots	
EG	Empty Goal	
RC	Red Cards	
YC	Yellow Cards	
2Min	2-Minute Suspensions	
BC	Blue Cards	
FB	Fast Breaks	
S/S	Saves/Shots	
6m	6-metre Shots	
BT	Breakthroughs	
G/S	Goals/Shots	
Wing	Wing Shots	
7m	7-metre Shots	
D	Direct Red Card	
No.	Uniform Number	
X	Red Card After 3rd 2-Minute Suspension	



Match Team Statistics

チームの試合統計 / Statistiques du match par équipe

Match 31

FRA 42 - 28 BRN
(21 - 14) (21 - 14)

Referees: LAH B / SOK D (SLO)

FRA - France

Players		Shots									Offence		Defence		Punishments			TP	
No.	Name	G/S	%	6m	Wing	9m	7m	FB	BT	EG	AS	TO	ST	BS	YC	2Min	RC		BC
5	REMILI Nedim	4/5	80	2/2		1/1		1/2			7					1			22:50
7	LAGARDE Romain	1/1	100		1/1						4			1					23:05
9	RICHARDSON Melvyn	3/4	75			3/4					3								30:00
10	MEM Dika	5/6	83	1/1		4/5					4								27:10
11	TOURNAT Nicolas	5/5	100	4/4				1/1			1		1	2					34:28
12	GERARD Vincent																		29:03
13	KARABATIC Nikola	2/3	67	1/1		1/2					4								36:55
14	MAHE Kentin	9/10	90	1/2	2/2		3/3	3/3				1					1		28:23
16	GENTY Yann											1							27:57
19	ABALO Luc	3/3	100		3/3														29:03
21	GUIGOU Michael	3/5	60		2/3		0/1	1/1			1								36:55
22	KARABATIC Luka	2/2	100	1/1				1/1						1			1		32:13
23	FABREGAS Ludovic	2/2	100	2/2							2		1	3					33:41
28	PORTE Valentin	3/3	100		2/2			1/1			2	1	1						28:17
Bench/Team																			
Totals		42/49	86	12/13	10/11	9/12	3/4	8/9			28	3	3	7			3		

Goalkeepers		Total Shots		6m Shots		Wing Shots		9m Shots		7m Shots		Fast Breaks		Breakthroughs	
No.	Name	S/S	%	S/S	%	S/S	%	S/S	%	S/S	%	S/S	%	S/S	%
12	GERARD Vincent	3/16	19	1/4	25	1/1	100	1/6	17	0/1	0			0/4	0
16	GENTY Yann	5/18	28	2/6	33	0/3	0	1/2	50	1/2	50	0/3	0	1/2	50
EG		2													
Totals		8/36	22	3/10	30	1/4	25	2/8	25	1/3	33	0/3	0	1/6	17

Team Shots	Goals	Saves	Missed	Post	Blocked	Total	%
6m Shots	12	1				13	92
Wing Shots	10			1		11	91
9m Shots	9	2			1	12	75
7m Shots	3			1	N/A	4	75
Fast Breaks	8			1		9	89
Breakthroughs							
Empty Goal		N/A					
Totals	42	3		3	1	49	86

Number of Attacks: 51, Scoring Efficiency: 82%



Match Team Statistics

チームの試合統計 / Statistiques du match par équipe

Match 31

FRA 42 - 28 BRN
 (21 - 14) (21 - 14)

Referees: LAH B / SOK D (SLO)

FRA - France

Shots Distribution

Players

Goals / Shots


5 REMILI N	7 LAGARDE R	9 RICHARDSON M	10 MEM D	11 TOURNAT N	12 GERARD V	13 KARABATIC N
1/1		1/1	1/2			0/1
			3/3			1/1
	1/1	1/1		2/2		
3/3		1/1	1/1	1/1		
1-Post		1-Blocked				

14 MAHE K	16 GENTY Y	19 ABALO L	21 GUIGOU M	22 KARABATIC L	23 FABREGAS L	28 PORTE V
1/1			1/1		1/1	1/1
				1/1		
2/2		1/1			1/1	1/1
1/1		1/1	2/2			
4/5		1/1		1/1		1/1
		1/1	2-Post			

Team

Goals / Shots

5/7	2/2	4/4
5/5		4/4
9/9	3/3	10/11
3-Post	1-Blocked	



Goalkeepers

Saves / Shots

0/3	0/1	0/4
1/2	1/3	5/11
0/4	1/3	0/5

12 GERARD V

0/1	0/1	
1/2		2/5
0/3	0/1	0/3

16 GENTY Y

0/2		0/4
	1/1	3/6
0/1	1/2	0/2



Match Team Statistics

チームの試合統計 / Statistiques du match par équipe

Match 31

FRA 42 - 28 BRN

(21 - 14) (21 - 14)

Referees: LAH B / SOK D (SLO)

BRN - Bahrain

Players		Shots									Offence		Defence		Punishments			TP		
No.	Name	G/S	%	6m	Wing	9m	7m	FB	BT	EG	AS	TO	ST	BS	YC	2Min	RC		BC	
1	MAHFOODH Husain																			14:06
3	EID Ali	4/5	80	1/2				1/1		2/2		1								27:53
8	ALI Hasan	2/2	100	1/1	1/1							1								23:58
9	ALSAMAHJI Hasan	1/1	100		1/1															28:35
15	ABDULREDHA Mohamed																			5:22
18	FADHUL Ahmed	2/3	67		1/2			1/1								1				36:23
19	ALI Mohamed	1/1	100	1/1								1								28:31
21	ALI Mohamed																			42:43
27	ASKANI Bilal																			28:05
50	ALMAQABI Ahmed	3/5	60	1/1		1/3			1/1		2	3								30:52
77	ALI Ali Merza	4/6	67	2/3		1/2		1/1			1				1	1				48:31
93	AHMED Mohamed	4/7	57	1/1		1/3	2/3				3			1		1				50:59
95	MOHAMED Mohamed	2/3	67						2/3		1	2				1				13:38
99	ALSAYYAD Husain	5/13	38	0/1		3/10			2/2		1	3	1			1				40:24
Bench/Team																1				
Totals		28/46	61	7/10	3/4	6/18	2/3	3/3	5/6	2/2	8	11	1	1	2	5				

Goalkeepers		Total Shots		6m Shots		Wing Shots		9m Shots		7m Shots		Fast Breaks		Breakthroughs	
No.	Name	S/S	%	S/S	%	S/S	%	S/S	%	S/S	%	S/S	%	S/S	%
1	MAHFOODH Husain	0/11	0	0/1	0	0/3	0	0/3	0			0/4	0		
21	ALI Mohamed	3/34	9	1/12	8	0/7	0	2/8	25	0/3	0	0/4	0		
Totals		3/45	7	1/13	8	0/10	0	2/11	18	0/3	0	0/8	0		

Team Shots	Goals	Saves	Missed	Post	Blocked	Total	%
6m Shots	7	3				10	70
Wing Shots	3	1				4	75
9m Shots	6	2	1	2	7	18	33
7m Shots	2	1			N/A	3	67
Fast Breaks	3					3	100
Breakthroughs	5	1				6	83
Empty Goal	2	N/A				2	100
Totals	28	8	1	2	7	46	61

Number of Attacks: 51, Scoring Efficiency: 55%



Match Team Statistics

チームの試合統計 / Statistiques du match par équipe

Match 31

FRA 42 - 28 BRN
(21 - 14) (21 - 14)

Referees: LAH B / SOK D (SLO)

BRN - Bahrain

Shots Distribution

Players
Goals / Shots

Player	Goals	Shots	Notes
1 MAHFOODH H			
3 EID A	1/1	2/2, 1/2	
8 ALI H		1/1, 1/1	
9 ALSAMAHJI H		1/1	
15 ABDULREDHA M			
18 FADHUL A		0/1, 1/1	
19 ALI M		1/1	
21 ALI M			
27 ASKANI B			
50 ALMAQABI A		3/3	2-Post
77 ALI AM	2/2	1/1, 0/1	1-Blocked
93 AHMED M		1/1, 1/1, 1/1	2-Blocked
95 MOHAMED M		1/1, 0/1	
99 ALSAYYAD H	1/1	1/4, 3/3	1-Missed, 4-Blocked

Team
Goals / Shots


3/3	1/1	4/4
1/2	2/3	6/11
4/4	2/3	5/5

1-Missed 2-Post 7-Blocked

Offence

Defence

Goalkeepers
Saves / Shots



2/7	0/2	0/4
0/5		0/4
0/9	0/3	1/11

1 MAHFOODH H

0/1		0/1
0/1		0/1
0/2	0/1	0/4

21 ALI M

2/6	0/2	0/3
0/4		0/3
0/7	0/2	1/7

Legend:

%	Efficiency	2Min	2-Minute Suspensions	6m	6 metre Shots	7m	7-metre Shots	9m	9-metre Shots
AS	Assists	BC	Blue Cards	BS	Blocked Shots	BT	Breakthroughs	D	Direct Red Card
EG	Empty Goal	FB	Fast Breaks	G/S	Goals/Shots	N/A	Not Applicable	No.	Uniform Number
RC	Red Cards	S/S	Saves/Shots	ST	Steals	TO	Turnover	TP	Time Played
Wing	Wing Shots	X	Red Card After 3rd 2-Minute Suspension	YC	Yellow Cards				



Empty Goal Analysis

無人ゴール 分析 / Analyses des attaques avec but vide

Match 31

FRA 42 - 28 BRN

(21 - 14) (21 - 14)

Referees: LAH B / SOK D (SLO)

ATTACKS DURING OWN EMPTY GOAL SITUATION

Players on Court	Attacks		Goals		Saves		Missed		Blocked		Post		Turnovers		Scoring Efficiency -		Goals Against	
	FRA	BRN	FRA	BRN	FRA	BRN	FRA	BRN	FRA	BRN	FRA	BRN	FRA	BRN	FRA	%BRN	FRA	BRN
7 Against 6		1		0									1		0			
6 Against 6	5	5	3	5	2	1									60	100	2	
Others																		
Total:	5	6	3	5	2	1							1		60	83	2	

GOALS/ATTACKS DURING OWN EMPTY GOAL SITUATION - ANALYSIS OF OCCURRENCE (in 5 min intervals)

Players on Court	1st Half											
	0-5		5-10		10-15		15-20		20-25		25-30	
	FRA	BRN	FRA	BRN	FRA	BRN	FRA	BRN	FRA	BRN	FRA	BRN
7 Against 6										0/1		
6 Against 6						2/2	0/2					1/1
Others												
Total:						2/2	0/2			0/1		1/1

Players on Court	2nd Half											
	30-35		35-40		40-45		45-50		50-55		55-60	
	FRA	BRN	FRA	BRN	FRA	BRN	FRA	BRN	FRA	BRN	FRA	BRN
7 Against 6												
6 Against 6				1/1			1/1		2/2			1/1
Others												
Total:				1/1			1/1		2/2			1/1

GOALS/ATTACKS DURING OWN EMPTY GOAL SITUATION - ANALYSIS BY DURATION

Team	<15 sec.	15-30 sec.	30-45 sec.	45-60 sec.	>60 sec.
FRA		1/3	2/2		
BRN	1/1	2/3	1/1	1/1	

SUBSTITUTION SUMMARY

Players	FRA	BRN
Goalkeeper <-> Goalkeeper	0	4
Court Player <-> Goalkeeper	12	16
Court Player <-> Court Player	83	49
Total:	95	69



Match Report

試合レポート / Compte rendu du match

Team A										Team B																																									
A										B																																									
SWE - Sweden										ESP - Spain																																									
played in										in the hall										on										at										Spectators										Match Number	
Tokyo										Yoyogi National Stadium										TUE 3 AUG 2021										13:15																				32	
Half-time (30')		A		B		End of playing time		A		B		1st overtime		A		B		2nd overtime		A		B		After penalty throws		A		B																							
		20		18				33		34																																									
Number of 7m		A		Team time-out						Full name of players and officials										Team time-out						B		Number of 7m																							
4/6		1		29:20		2		48:29		3		57:56												1		18:32		2		45:24		3		59:02		5/5															
No.	Team A						G	YC	2'	RC	BC	No.	Team B						G	YC	2'	RC	BC																												
2	CARLSBOGARD Jonathan						3					1	PEREZ de VARGAS MORENO Gonzalo																																						
5	DARJ Max						1		1			3	GURBINDO MARTINEZ Eduardo						2																																
10	EKBERG Niclas						2					5	MAQUEDA PENO Jorge						1		1																														
11	PETTERSSON Daniel											6	FERNANDEZ PEREZ Angel						2																																
12	PALICKA Andreas						1					9	ENTRERRIOS RODRIGUEZ Raul						5																																
15	WANNE Hampus						10					10	DUJSHEBAEV DOVICHEBAEVA Alex						5																																
16	AGGEFORS Mikael											11	SARMIENTO MELIAN Daniel						4																																
18	PETTERSSON Fredric						6					12	CORRALES RODAL Rodrigo																																						
19	CLAAR Felix						3		1			13	AGUINAGALDE AQUIZU Julen																																						
22	PELLAS Lucas											17	FIGUERAS TREJO Adrian						4																																
23	LAGERGREN Albin						2		2			27	GARCIA ROBLEDO Antonio						2																																
24	GOTTFRIDSSON Jim						5					28	GOMEZ ABELLO Aleix						8																																
33	SANDELL Lukas											30	GUARDIOLA VILLAPLANA Gedeon																																						
66	LINDSKOG Anton											51	SANCHEZ-MIGALLON NARANJO Miguel						1	1	1																														

Off.A	BOQUIST Martin					Off.A	RIBERA ROMANS Jordi	1	1		
Off.B	SOLBERG Glenn	1				Off.B	MONTES AGUERA Cesar Jesus				
Off.C	SVENSSON Tomas					Off.C	MUNOZ BENITO Juan Jose				
Off.D	JERRHAG Daniel					Off.D	LLORENTE RUIZ Francisco Daniel				
Off.F	ROSDAL Heine					Off.E	RIVILLA GARCIA Jesus				

A	Signatures of responsables for the teams (Off.A)										B
Remarks of referees / IHF Official											

Referees	SCHULZE Robert (GER)	Signatures	TONNIES Tobias (GER)	Signatures
Technical Officials	TK: ADJEMIAN Teodoro (ARG)		SK: REISINGER Gerhard (AUT)	
IHF Official	JENSEN Bjarne Munk (DEN)			

Note: Number of 7m scored/awarded to resp. B, goals (G), yellow cards (YC), red cards (RC), red card after 3rd 2' suspension (X), direct red card (D) and blue cards (BC).



Results

結果 / Résultats

SWE 33 - 34 ESP
 (20 - 18) (13 - 16)

Match 32

Referees: SCHULZE R / TONNIES T (GER)

SWE - Sweden

Players		Shots										Punishments			
No.	Name	G/S	%	6m	Wing	9m	7m	FB	BT	EG	YC	2Min	RC	BC	
2	CARLSBOGARD Jonathan	3/6	50			1/4									
5	DARJ Max	1/4	25	1/4									1		
10	EKBERG Niclas	2/3	67		2/2		0/1								
11	PETTERSSON Daniel														
12	PALICKA Andreas	1/1	100							1/1					
15	WANNE Hampus	10/12	83		3/3		4/5	3/4							
16	AGGEFORS Mikael														
18	PETTERSSON Fredric	6/7	86	5/6				1/1							
19	CLAAR Felix	3/4	75	2/2		0/1			1/1				1		
22	PELLAS Lucas														
23	LAGERGREN Albin	2/3	67	0/1					1/1	1/1			2		
24	GOTTFRIDSSON Jim	5/5	100	3/3		1/1		1/1							
33	SANDELL Lukas	0/2	0	0/1		0/1									
66	LINDSKOG Anton														
Bench/Team												1			
Totals		33/47	70	11/17	5/5	2/7	4/6	5/6	4/4	2/2	1	4			

Goalkeepers		Saves							
No.	Name	S/S	%	6m	Wing	9m	7m	FB	BT
12	PALICKA Andreas	11/42	26	4/12	0/4	7/17	0/3	0/1	0/5
16	AGGEFORS Mikael	0/2	0				0/2		
EG		1							
Totals		11/45	24	4/12	0/4	7/17	0/5	0/1	0/5

ESP - Spain

Players		Shots										Punishments			
No.	Name	G/S	%	6m	Wing	9m	7m	FB	BT	EG	YC	2Min	RC	BC	
1	PEREZ de VARGAS MORENO Gonzalo														
3	GURBINDO MARTINEZ Eduardo	2/2	100	1/1		1/1									
5	MAQUEDA PENO Jorge	1/3	33			1/3							1		
6	FERNANDEZ PEREZ Angel	2/2	100		2/2										
9	ENTRERRIOS RODRIGUEZ Raul	5/8	63	1/1		3/6			1/1						
10	DUJSHEBAEV DOVICHEBAEVA Alex	5/10	50	0/1		4/8			1/1						
11	SARMIENTO MELIAN Daniel	4/4	100	2/2					2/2						
12	CORRALES RODAL Rodrigo														
13	AGUINAGALDE AQUIZU Julien	0/1	0	0/1											
17	FIGUERAS TREJO Adrian	4/5	80	4/5											
27	GARCIA ROBLEDO Antonio	2/5	40	0/1		1/3			1/1						
28	GOMEZ ABELLO Aleix	8/8	100		1/1		5/5	1/1		1/1					
30	GUARDIOLA VILLAPLANA Gedeon														
51	SANCHEZ-MIGALLON NARANJO Miquel	1/1	100		1/1						1	1			
Bench/Team											1	1			
Totals		34/49	69	8/12	4/4	10/21	5/5	1/1	5/5	1/1	2	3			

Goalkeepers		Saves							
No.	Name	S/S	%	6m	Wing	9m	7m	FB	BT
1	PEREZ de VARGAS MORENO Gonzalo	6/28	21	2/12	0/2	3/4	0/4	1/4	0/2
12	CORRALES RODAL Rodrigo	0/9	0	0/1	0/3	0/1		0/2	0/2
EG		2							
Totals		6/39	15	2/13	0/5	3/5	0/4	1/6	0/4

RUNNING SCORE
 SWE - ESP

1st Half	
	0 (1') 1 SARMIENTO MELIAN D
DARJ M	1 (2') 1
	1 (3') 2 GURBINDO MARTINEZ
EKBERG N	2 (4') 2
	2 (4') 3 GOMEZ ABELLO A
	2 (5') 4 SARMIENTO MELIAN D
GOTTFRIDSSON J	3 (6') 4
	3 (7') 5 DUJSHEBAEV DOVICH.
CARLSBOGARD J	4 (9') 5
	4 (10') 6 DUJSHEBAEV DOVICH.
EKBERG N	5 (11') 6
	5 (11') 7 ENTRERRIOS RODRIG.
LAGERGREN A	6 (12') 7
	6 (12') 8 GURBINDO MARTINEZ
WANNE H	7 (13') 8
	7 (13') 9 GOMEZ ABELLO A
WANNE H	8 (14') 9
WANNE H	9 (15') 9
	9 (16') 10 GOMEZ ABELLO A
WANNE H	10 (17') 10
PALICKA A	11 (18') 10
	11 (18') 11 FIGUERAS TREJO A
WANNE H	12 (18') 11
LAGERGREN A	13 (19') 11
	13 (19') 12 FIGUERAS TREJO A
CLAAR F	14 (20') 12
	14 (21') 13 GARCIA ROBLEDO A
	14 (22') 14 FIGUERAS TREJO A
PETTERSSON F	15 (22') 14
PETTERSSON F	16 (23') 14
PETTERSSON F	17 (24') 14
	17 (25') 15 ENTRERRIOS RODRIG.
GOTTFRIDSSON J	18 (26') 15
	18 (26') 16 FERNANDEZ PEREZ A
CLAAR F	19 (27') 16
	19 (28') 17 GOMEZ ABELLO A
PETTERSSON F	20 (29') 17
	20 (30') 18 ENTRERRIOS RODRIG.
2nd Half	
CARLSBOGARD J	21 (31') 18
	21 (33') 19 ENTRERRIOS RODRIG.
WANNE H	22 (36') 19
	22 (37') 20 MAQUEDA PENO J
CARLSBOGARD J	23 (37') 20
	23 (38') 21 GOMEZ ABELLO A
	23 (39') 22 GARCIA ROBLEDO A
CLAAR F	24 (39') 22
	24 (39') 23 FERNANDEZ PEREZ A
WANNE H	25 (40') 23
GOTTFRIDSSON J	26 (42') 23
GOTTFRIDSSON J	27 (44') 23
	27 (44') 24 ENTRERRIOS RODRIG.
	27 (45') 25 SANCHEZ-MIGALLON.
WANNE H	28 (45') 25
WANNE H	29 (46') 25
	29 (47') 26 SARMIENTO MELIAN D
	29 (49') 27 SARMIENTO MELIAN D
	29 (49') 28 GOMEZ ABELLO A
	29 (50') 29 DUJSHEBAEV DOVICH.
	29 (53') 30 GOMEZ ABELLO A
PETTERSSON F	30 (54') 30
	30 (54') 31 DUJSHEBAEV DOVICH.
	30 (55') 32 GOMEZ ABELLO A
	30 (57') 33 FIGUERAS TREJO A
PETTERSSON F	31 (58') 33
GOTTFRIDSSON J	32 (59') 33
	32 (60') 34 DUJSHEBAEV DOVICH.
WANNE H	33 (60') 34



Yoyogi National Stadium
 国立代々木競技場
 Stade national de Yoyogi

TUE 3 AUG 2021
 Start Time: 13:15

Handball
 ハンドボール / Handball

Men
 男子 / Hommes

Quarterfinal
 準々決勝 / Quart de finale



Results
 結果 / Résultats

Match 32

Legend:							
%	Efficiency	2Min	2-Minute Suspensions	6m	6-metre Shots	7m	7-metre Shots
9m	9-metre Shots	BC	Blue Cards	BT	Breakthroughs	D	Direct Red Card
EG	Empty Goal	FB	Fast Breaks	G/S	Goals/Shots	No.	Uniform Number
RC	Red Cards	S/S	Saves/Shots	Wing	Wing Shots	X	Red Card After 3rd 2-Minute Suspension
YC	Yellow Cards						



Match Team Statistics

チームの試合統計 / Statistiques du match par équipe

Match 32

SWE 33 - 34 ESP
(20 - 18) (13 - 16)

Referees: SCHULZE R / TONNIES T (GER)

SWE - Sweden

Players		Shots									Offence		Defence		Punishments			TP	
No.	Name	G/S	%	6m	Wing	9m	7m	FB	BT	EG	AS	TO	ST	BS	YC	2Min	RC		BC
2	CARLSBOGARD Jonathan	3/6	50			1/4			2/2		4	1		1					55:07
5	DARJ Max	1/4	25	1/4								1		1		1			38:57
10	EKBERG Niclas	2/3	67		2/2		0/1				1	1							59:52
11	PETERSSON Daniel																		
12	PALICKA Andreas	1/1	100							1/1	1								55:17
15	WANNE Hampus	10/12	83		3/3		4/5	3/4				1	1						59:46
16	AGGEFORS Mikael																		0:24
18	PETERSSON Fredric	6/7	86	5/6				1/1						2					23:49
19	CLAAR Felix	3/4	75	2/2		0/1			1/1		3		1				1		37:13
22	PELLAS Lucas																		
23	LAGERGREN Albin	2/3	67	0/1					1/1	1/1	6	1					2		35:36
24	GOTTFRIDSSON Jim	5/5	100	3/3		1/1		1/1			7	2	1						29:09
33	SANDELL Lukas	0/2	0	0/1		0/1					1		1						24:50
66	LINDSKOG Anton																		
	Bench/Team																	1	
Totals		33/47	70	11/17	5/5	2/7	4/6	5/6	4/4	2/2	23	7	4	4	1	4			

Goalkeepers		Total Shots		6m Shots		Wing Shots		9m Shots		7m Shots		Fast Breaks		Breakthroughs	
No.	Name	S/S	%	S/S	%	S/S	%	S/S	%	S/S	%	S/S	%	S/S	%
12	PALICKA Andreas	11/42	26	4/12	33	0/4	0	7/17	41	0/3	0	0/1	0	0/5	0
16	AGGEFORS Mikael	0/2	0							0/2	0				
EG		1													
Totals		11/45	24	4/12	33	0/4	0	7/17	41	0/5	0	0/1	0	0/5	0

Team Shots	Goals	Saves	Missed	Post	Blocked	Total	%
6m Shots	11	2	2	2		17	65
Wing Shots	5					5	100
9m Shots	2	3	1		1	7	29
7m Shots	4			2	N/A	6	67
Fast Breaks	5	1				6	83
Breakthroughs	4					4	100
Empty Goal	2	N/A				2	100
Totals	33	6	3	4	1	47	70

Number of Attacks: 54, Scoring Efficiency: 61%



Match Team Statistics

チームの試合統計 / Statistiques du match par équipe

SWE 33 - 34 ESP
(20 - 18) (13 - 16)

Match 32

Referees: SCHULZE R / TONNIES T (GER)

SWE - Sweden

Shots Distribution

Players

Goals / Shots

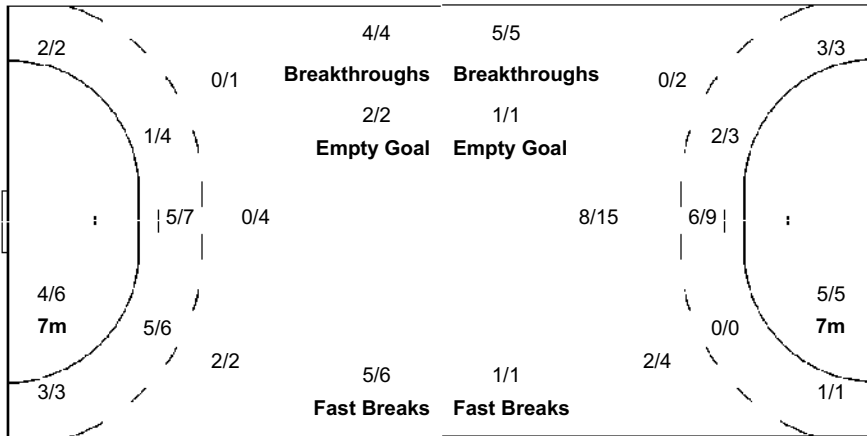
2 CARLSBOGARD J	5 DARJ M	10 EKBERG N	11 PETTERSSON D	12 PALICKA A	15 WANNE H	16 AGGEFORS M
1/1		2/2			4/4	
	0/1			1/1	1/1	0/1
1/2					3/3	2/2
1-Blocked	1-Missed 1-Post	1-Post			1-Post	

18 PETTERSSON F	19 CLAAR F	22 PELLAS L	23 LAGERGREN A	24 GOTTFRIDSSON J	33 SANDELL L	66 LINDSKOG A
1/1				1/1	2/2	
1/1			1/1	1/1	0/1	
1/1	1/1	1/1	2/3			
1-Missed			1-Post		1-Missed	

Team Goals / Shots

4/4		8/8
3/4	2/3	1/2
7/9	1/1	7/8
3-Missed	4-Post	1-Blocked

Offence



Goalkeepers Saves / Shots

1/8	1/2	3/5
3/6	0/1	2/6
1/8	0/1	0/8

12 PALICKA A

1/8	1/2	3/4
3/6		2/6
1/7	0/1	0/8

16 AGGEFORS M

		0/1
0/1		



Match Team Statistics

チームの試合統計 / Statistiques du match par équipe

Match 32

SWE 33 - 34 ESP
(20 - 18) (13 - 16)

Referees: SCHULZE R / TONNIES T (GER)

ESP - Spain

Players		Shots									Offence		Defence		Punishments			TP		
No.	Name	G/S	%	6m	Wing	9m	7m	FB	BT	EG	AS	TO	ST	BS	YC	2Min	RC		BC	
1	PEREZ de VARGAS MORENO Gonzalo																			40:22
3	GURBINDO MARTINEZ Eduardo	2/2	100	1/1		1/1					2	1								30:11
5	MAQUEDA PENO Jorge	1/3	33			1/3					1	1		1		1				16:27
6	FERNANDEZ PEREZ Angel	2/2	100		2/2							1								42:42
9	ENTRERRIOS RODRIGUEZ Raul	5/8	63	1/1		3/6			1/1		2	1								52:36
10	DUJSHEBAEV DOVICHEBAEVA Alex	5/10	50	0/1		4/8			1/1		4									26:32
11	SARMIENTO MELIAN Daniel	4/4	100	2/2					2/2		4	3								29:53
12	CORRALES RODAL Rodrigo																			16:47
13	AGUINAGALDE AQUIZU Julen	0/1	0	0/1																15:15
17	FIGUERAS TREJO Adrian	4/5	80	4/5																15:16
27	GARCIA ROBLEDO Antonio	2/5	40	0/1		1/3			1/1		2		1							23:17
28	GOMEZ ABELLO Aleix	8/8	100		1/1		5/5	1/1		1/1		1	2							58:46
30	GUARDIOLA VILLAPLANA Gedeon																			16:54
51	SANCHEZ-MIGALLON NARANJO Miguel	1/1	100		1/1						1	1			1	1				35:02
Bench/Team															1	1				
Totals		34/49	69	8/12	4/4	10/21	5/5	1/1	5/5	1/1	16	9	3	1	2	3				

Goalkeepers		Total Shots		6m Shots		Wing Shots		9m Shots		7m Shots		Fast Breaks		Breakthroughs	
No.	Name	S/S	%	S/S	%	S/S	%	S/S	%	S/S	%	S/S	%	S/S	%
1	PEREZ de VARGAS MORENO Gonzalo	6/28	21	2/12	17	0/2	0	3/4	75	0/4	0	1/4	25	0/2	0
12	CORRALES RODAL Rodrigo	0/9	0	0/1	0	0/3	0	0/1	0			0/2	0	0/2	0
EG		2													
Totals		6/39	15	2/13	15	0/5	0	3/5	60	0/4	0	1/6	17	0/4	0

Team Shots	Goals	Saves	Missed	Post	Blocked	Total	%
6m Shots	8	4				12	67
Wing Shots	4					4	100
9m Shots	10	7			4	21	48
7m Shots	5				N/A	5	100
Fast Breaks	1					1	100
Breakthroughs	5					5	100
Empty Goal	1	N/A				1	100
Totals	34	11			4	49	69

Number of Attacks: 54, Scoring Efficiency: 63%



Match Team Statistics

チームの試合統計 / Statistiques du match par équipe

Match 32

SWE 33 - 34 ESP
(20 - 18) (13 - 16)

Referees: SCHULZE R / TONNIES T (GER)

ESP - Spain

Shots Distribution

Players

Goals / Shots

Player	Goals	Shots	Blocked
1 PEREZ de VARGAS M.			
3 GURBINDO MARTINEZ			2/2
5 MAQUEDA PENO J	1/1		
6 FERNANDEZ PEREZ A	1/1		
9 ENTRERRIOS RODRIG.	2/3	0/1	
10 DUJSHEBAEV DOVICH.	1/2	1/2	
11 SARMIENTO MELIAN D	1/1		
12 CORRALES RODAL R			
13 AGUINALDE AQUIZU			0/1
17 FIGUERAS TREJO A	1/1	0/1	
27 GARCIA ROBLEDO A	0/1	0/1	
28 GOMEZ ABELLO A	3/3	1/1	
30 GUARDIOLA VILLAPL.			
51 SANCHEZ-MIGALLON .			1/1

2-Blocked

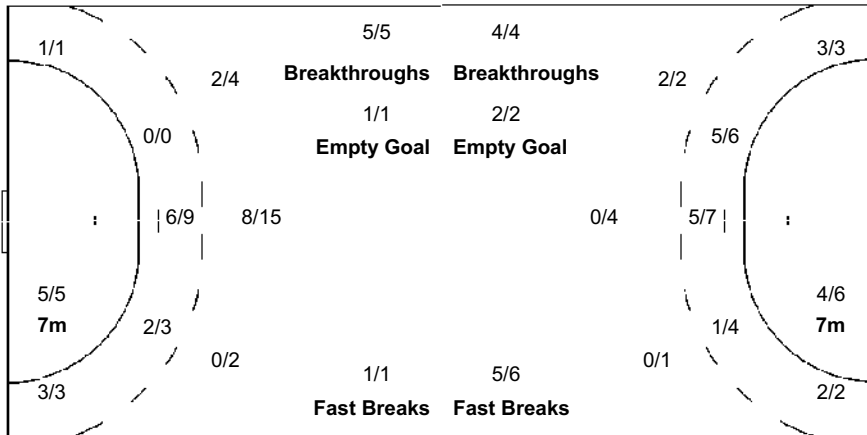
2-Blocked

Team Goals / Shots

7/8	1/2	2/5
3/6	1/1	4/6
7/8	1/1	8/8

4-Blocked

Offence



Goalkeepers Saves / Shots

0/4		0/8
1/4	1/3	1/2
2/9	0/1	1/8

1 PEREZ de VARGAS M.

0/1		0/6
1/4	1/1	1/2
2/8	0/1	1/5

12 CORRALES RODAL R

0/3		0/2
0/1		0/3

Legend:		
%	Efficiency	
AS	Assists	
EG	Empty Goal	
RC	Red Cards	
Wing	Wing Shots	
2Min	2-Minute Suspensions	
BC	Blue Cards	
FB	Fast Breaks	
S/S	Saves/Shots	
X	Red Card After 3rd 2-Minute Suspension	
6m	6 metre Shots	
BS	Blocked Shots	
G/S	Goals/Shots	
ST	Steals	
YC	Yellow Cards	
7m	7-metre Shots	
BT	Breakthroughs	
N/A	Not Applicable	
TO	Turnover	
9m	9-metre Shots	
D	Direct Red Card	
No.	Uniform Number	
TP	Time Played	



Empty Goal Analysis

無人ゴール 分析 / Analyses des attaques avec but vide

Match 32

SWE 33 - 34 ESP

(20 - 18) (13 - 16)

Referees: SCHULZE R / TONNIES T (GER)

ATTACKS DURING OWN EMPTY GOAL SITUATION

Players on Court	Attacks		Goals		Saves		Missed		Blocked		Post		Turnovers		Scoring Efficiency -		Goals Against	
	SWE	ESP	SWE	ESP	SWE	ESP	SWE	ESP	SWE	ESP	SWE	ESP	SWE	ESP	SWE %	ESP	SWE	ESP
7 Against 6	2	2	2	1		1									100	50		
6 Against 6	6	5	5	3									1	2	83	60	1	2
Others																		
Total:	8	7	7	4		1							1	2	88	57	1	2

GOALS/ATTACKS DURING OWN EMPTY GOAL SITUATION - ANALYSIS OF OCCURRENCE (in 5 min intervals)

Players on Court	1st Half											
	0-5		5-10		10-15		15-20		20-25		25-30	
	SWE	ESP	SWE	ESP	SWE	ESP	SWE	ESP	SWE	ESP	SWE	ESP
7 Against 6					1/1							
6 Against 6			2/2				1/3				2/2	
Others												
Total:			2/2		1/1		1/3				2/2	

Players on Court	2nd Half											
	30-35		35-40		40-45		45-50		50-55		55-60	
	SWE	ESP	SWE	ESP	SWE	ESP	SWE	ESP	SWE	ESP	SWE	ESP
7 Against 6											1/1	1/2
6 Against 6				2/2					1/2			
Others												
Total:				2/2					1/2		1/1	1/2

GOALS/ATTACKS DURING OWN EMPTY GOAL SITUATION - ANALYSIS BY DURATION

Team	<15 sec.	15-30 sec.	30-45 sec.	45-60 sec.	>60 sec.
SWE		3/3	2/3	2/2	
ESP	0/2	3/4		1/1	

SUBSTITUTION SUMMARY

Players	SWE	ESP
Goalkeeper <-> Goalkeeper	4	5
Court Player <-> Goalkeeper	16	14
Court Player <-> Court Player	42	143
Total:	62	162



Match Report

試合レポート / Compte rendu du match

Team A										Team B																																									
A										B																																									
GER - Germany										EGY - Egypt																																									
played in										in the hall										on										at										Spectators										Match Number	
Tokyo										Yoyogi National Stadium										TUE 3 AUG 2021										20:45																				33	
Half-time (30')		A		B		End of playing time		A		B		1st overtime		A		B		2nd overtime		A		B		After penalty throws		A		B																							
		12		16				26		31																																									
Number of 7m		A		Team time-out						Full name of players and officials										Team time-out						B		Number of 7m																							
1/1		1		8:50		2		42:21		3												1		29:31		2		38:52		3		3/3																			
No.	Team A						G	YC	2'	RC	BC	No.	Team B						G	YC	2'	RC	BC																												
1	BITTER Johannes											5	OMAR Yahia						5																																
3	GENSHEIMER Uwe						1					15	MOHAMED Ahmed						3																																
4	GOLLA Johannes						6		1			24	ELMASRY Ibrahim																																						
6	LEMKE Finn											31	ELWAKIL Omar						3																																
13	PEKELER Hendrik							1				39	ELDERAA Yehia						4	1																															
15	KNORR Juri											42	KADDAH Hassan																																						
17	WEINHOLD Steffen						2					45	ELDERAA Seif																																						
20	WEBER Philipp								1			66	ELAHMAR Ahmed						3																																
25	HAEFNER Kai						2		1			80	MESILHY Ahmed						2																																
31	SCHILLER Marcel						5					88	HENDAWY Karim																																						
33	WOLFF Andreas											89	SHEBIB Mohamed						2		1																														
35	KUEHN Julius						6					90	MOHAMED Ali						5																																
73	KASTENING Timo						3					91	SANAD Mohammad						4																																
95	DRUX Paul						1					96	ELTAYAR Mohamed																																						

Off.A	GISLASON Alfred					Off.A	ABUZEID Nouredin				
Off.B	WUDTKE Erik					Off.B	PARRONDO Roberto				
Off.C	ANDERSSON Mattias					Off.C	MOSA Mohamed				
Off.D	STEUER Kurt					Off.D	LOSERT Venio				
Off.F	GRAESCHUS Peter					Off.E	CARTON LLORENTE Antonio				

A	Signatures of responsables for the teams (Off.A)										B
Remarks of referees / IHF Official											

Referees	Signatures		Signatures	
	NIKOLOV Slave (MKD)		NACHEVSKI Gjorgji (MKD)	
Technical Officials	TK: NACHEVSKI Dragan (MKD)		SK: REISINGER Gerhard (AUT)	
IHF Official	SOEDAL Per Morten (NOR)			

Note: Number of 7m scored/awarded to resp. B, goals (G), yellow cards (YC), red cards (RC), red card after 3rd 2' suspension (X), direct red card (D) and blue cards (BC).



Results

結果 / Résultats

GER 26 - 31 EGY
 (12 - 16) (14 - 15)

Match 33

Referees: NIKOLOV S / NACHEVSKI G (MKD)

GER - Germany

Players		Shots									Punishments			
No.	Name	G/S	%	6m	Wing	9m	7m	FB	BT	EG	YC	2Min	RC	BC
1	BITTER Johannes													
3	GENSHEIMER Uwe	1/1	100				1/1							
4	GOLLA Johannes	6/7	86	5/6					1/1			1		
6	LEMKE Finn													
13	PEKELER Hendrik											1		
15	KNORR Juri	0/4	0	0/3		0/1								
17	WEINHOLD Steffen	2/5	40	0/2		1/2			1/1					
20	WEBER Philipp	0/4	0			0/4						1		
25	HAEFNER Kai	2/4	50			0/1			2/3			1		
31	SCHILLER Marcel	5/7	71	0/1	3/4			2/2						
33	WOLFF Andreas													
35	KUEHN Julius	6/9	67			4/7		1/1	1/1					
73	KASTENING Timo	3/4	75		2/3			1/1						
95	DRUX Paul	1/4	25	1/3		0/1								
Bench/Team														
Totals		26/49	53	6/15	5/7	5/16	1/1	4/4	5/6		1	3		

Goalkeepers		Saves								
No.	Name	S/S	%	6m	Wing	9m	7m	FB	BT	
1	BITTER Johannes	1/9	11	0/1	0/3	1/2	0/1		0/2	
33	WOLFF Andreas	3/25	12	2/13	0/1	1/3	0/2	0/3	0/3	
EG		1								
Totals		4/35	11	2/14	0/4	2/5	0/3	0/3	0/5	

EGY - Egypt

Players		Shots									Punishments			
No.	Name	G/S	%	6m	Wing	9m	7m	FB	BT	EG	YC	2Min	RC	BC
5	OMAR Yahia	5/9	56	3/4		1/4			1/1					
15	MOHAMED Ahmed	3/3	100	2/2		1/1								
24	ELMASRY Ibrahim													
31	ELWAKIL Omar	3/3	100		2/2			1/1						
39	ELDERAA Yehia	4/7	57	1/3		0/1			2/2	1/1	1			
42	KADDAH Hassan													
45	ELDERAA Seif													
66	ELAHMAR Ahmed	3/3	100				3/3							
80	MESILHY Ahmed	2/2	100	2/2										
88	HENDAWY Karim													
89	SHEBIB Mohamed	2/3	67	2/3								1		
90	MOHAMED Ali	5/6	83	2/3		1/1			2/2					
91	SANAD Mohammad	4/4	100		2/2			2/2						
96	ELTAYAR Mohamed													
Bench/Team														
Totals		31/40	78	12/17	4/4	3/7	3/3	3/3	5/5	1/1	1	1		

Goalkeepers		Saves								
No.	Name	S/S	%	6m	Wing	9m	7m	FB	BT	
88	HENDAWY Karim	18/44	41	9/15	2/7	6/11	0/1	0/4	1/6	
96	ELTAYAR Mohamed									
Totals		18/44	41	9/15	2/7	6/11	0/1	0/4	1/6	

RUNNING SCORE
 GER - EGY

1st Half

0 (1') 1	MOHAMED A
1 (2') 1	
1 (3') 2	SANAD M
1 (6') 3	SHEBIB M
1 (7') 4	SHEBIB M
1 (9') 5	ELAHMAR A
1 (10') 6	ELWAKIL O
2 (10') 6	KUEHN J
3 (12') 6	KUEHN J
3 (12') 7	ELDERAA Y
4 (12') 7	GOLLA J
4 (13') 8	ELDERAA Y
5 (13') 8	KUEHN J
6 (15') 8	WEINHOLD S
6 (16') 9	MOHAMED A
7 (18') 9	GENSHEIMER U
7 (20') 10	MOHAMED A
7 (21') 11	OMAR Y
8 (21') 11	KASTENING T
8 (22') 12	MOHAMED A
9 (23') 12	GOLLA J
10 (24') 12	SCHILLER M
10 (24') 13	MOHAMED A
10 (25') 14	SANAD M
10 (25') 15	ELDERAA Y
11 (27') 15	DRUX P
11 (28') 16	MOHAMED A
12 (30') 16	KASTENING T

2nd Half

12 (32') 17	OMAR Y
13 (33') 17	SCHILLER M
13 (33') 18	ELDERAA Y
14 (34') 18	GOLLA J
14 (35') 19	OMAR Y
15 (39') 19	GOLLA J
16 (39') 19	KUEHN J
16 (41') 20	ELWAKIL O
16 (43') 21	ELWAKIL O
17 (43') 21	KASTENING T
17 (44') 22	ELAHMAR A
18 (44') 22	KUEHN J
18 (46') 23	OMAR Y
19 (46') 23	HAEFNER K
20 (47') 23	KUEHN J
20 (48') 24	MOHAMED A
21 (48') 24	SCHILLER M
21 (49') 25	MOHAMED A
21 (52') 26	SANAD M
21 (52') 27	SANAD M
21 (55') 28	ELAHMAR A
22 (57') 28	GOLLA J
22 (57') 29	OMAR Y
23 (58') 29	HAEFNER K
24 (59') 29	SCHILLER M
24 (59') 30	MESILHY A
25 (59') 30	SCHILLER M
25 (60') 31	MESILHY A
26 (60') 31	GOLLA J

Legend:					
%	Efficiency	2Min	2-Minute Suspensions	6m	6-metre Shots
9m	9-metre Shots	BC	Blue Cards	BT	Breakthroughs
EG	Empty Goal	FB	Fast Breaks	G/S	Goals/Shots
RC	Red Cards	S/S	Saves/Shots	Wing	Wing Shots
YC	Yellow Cards			7m	7-metre Shots
				D	Direct Red Card
				No.	Uniform Number
				X	Red Card After 3rd 2-Minute Suspension



Match Team Statistics

チームの試合統計 / Statistiques du match par équipe

Match 33

GER 26 - 31 EGY
(12 - 16) (14 - 15)

Referees: NIKOLOV S / NACHEVSKI G (MKD)

GER - Germany

Players		Shots									Offence		Defence		Punishments			TP	
No.	Name	G/S	%	6m	Wing	9m	7m	FB	BT	EG	AS	TO	ST	BS	YC	2Min	RC		BC
1	BITTER Johannes																		17:56
3	GENSHEIMER Uwe	1/1	100				1/1												0:34
4	GOLLA Johannes	6/7	86	5/6					1/1				2	3			1		49:29
6	LEMKE Finn										1		1						9:35
13	PEKELER Hendrik										2		1		1				44:50
15	KNORR Juri	0/4	0	0/3		0/1					1								7:29
17	WEINHOLD Steffen	2/5	40	0/2		1/2			1/1			1							44:37
20	WEBER Philipp	0/4	0			0/4					1						1		23:07
25	HAEFNER Kai	2/4	50			0/1			2/3			1					1		12:01
31	SCHILLER Marcel	5/7	71	0/1	3/4			2/2					2						59:26
33	WOLFF Andreas											1							37:11
35	KUEHN Julius	6/9	67			4/7		1/1	1/1		3	2	1						32:54
73	KASTENING Timo	3/4	75		2/3			1/1											55:28
95	DRUX Paul	1/4	25	1/3		0/1					2	2							25:23
	Bench/Team																		
	Totals	26/49	53	6/15	5/7	5/16	1/1	4/4	5/6		10	7	7	3	1	3			

Goalkeepers		Total Shots		6m Shots		Wing Shots		9m Shots		7m Shots		Fast Breaks		Breakthroughs	
No.	Name	S/S	%	S/S	%	S/S	%	S/S	%	S/S	%	S/S	%	S/S	%
1	BITTER Johannes	1/9	11	0/1	0	0/3	0	1/2	50	0/1	0			0/2	0
33	WOLFF Andreas	3/25	12	2/13	15	0/1	0	1/3	33	0/2	0	0/3	0	0/3	0
	EG		1												
	Totals	4/35	11	2/14	14	0/4	0	2/5	40	0/3	0	0/3	0	0/5	0

Team Shots	Goals	Saves	Missed	Post	Blocked	Total	%
6m Shots	6	9				15	40
Wing Shots	5	2				7	71
9m Shots	5	6	2	3		16	31
7m Shots	1				N/A	1	100
Fast Breaks	4					4	100
Breakthroughs	5	1				6	83
Empty Goal		N/A					
Totals	26	18	2	3		49	53

Number of Attacks: 49, Scoring Efficiency: 53%



Match Team Statistics

チームの試合統計 / Statistiques du match par équipe

Match 33

GER 26 - 31 EGY
(12 - 16) (14 - 15)

Referees: NIKOLOV S / NACHEVSKI G (MKD)

GER - Germany

Shots Distribution

Players

Goals / Shots

1 BITTER J	3 GENSHEIMER U	4 GOLLA J	6 LEMKE F	13 PEKELER H	15 KNORR J	17 WEINHOLD S
		1/1			0/2	
	1/1	1/1 1/2 3/3			0/1 0/1	2/2 0/1 0/1
						1-Post
20 WEBER P	25 HAEFNER K	31 SCHILLER M	33 WOLFF A	35 KUEHN J	73 KASTENING T	95 DRUX P
0/1 0/1	0/1	0/1 1/1		2/2 0/1 0/1	1/1 0/1 1/1	0/2
	1/1 1/1	1/1 1/1 2/2		2/2 1/1	1/1	1/2
1-Missed 1-Post	1-Post			1-Missed		


Team

Goals / Shots

3/3	0/4	1/2
0/4	0/2	3/4
8/10	3/5	8/10

2-Missed 3-Post

Offence



Defence

Goalkeepers

Saves / Shots

1/3	0/1	0/1
1/4	1/1	0/5
1/8	0/4	0/8

1 BITTER J

0/1	1/1	0/1
0/2	0/3	0/1

33 WOLFF A

1/3	0/1	0/1
1/3		0/4
1/6		0/7



Match Team Statistics

チームの試合統計 / Statistiques du match par équipe

Match 33

GER 26 - 31 EGY
(12 - 16) (14 - 15)

Referees: NIKOLOV S / NACHEVSKI G (MKD)

EGY - Egypt

Players		Shots									Offence		Defence		Punishments			TP	
No.	Name	G/S	%	6m	Wing	9m	7m	FB	BT	EG	AS	TO	ST	BS	YC	2Min	RC		BC
5	OMAR Yahia	5/9	56	3/4		1/4			1/1		2	2	1						52:04
15	MOHAMED Ahmed	3/3	100	2/2		1/1					1	1	1						33:35
24	ELMASRY Ibrahim																		27:40
31	ELWAKIL Omar	3/3	100		2/2			1/1											57:31
39	ELDERAA Yehia	4/7	57	1/3		0/1			2/2	1/1	3	3			1				49:50
42	KADDAH Hassan																		2:07
45	ELDERAA Seif										1	1							3:25
66	ELAHMAR Ahmed	3/3	100				3/3												5:47
80	MESILHY Ahmed	2/2	100	2/2							1								17:33
88	HENDAWY Karim																		58:03
89	SHEBIB Mohamed	2/3	67	2/3								2	1				1		20:12
90	MOHAMED Ali	5/6	83	2/3		1/1			2/2		3								34:32
91	SANAD Mohammad	4/4	100		2/2			2/2			1	1							57:41
96	ELTAYAR Mohamed																		
	Bench/Team											1							
Totals		31/40	78	12/17	4/4	3/7	3/3	3/3	5/5	1/1	12	11	3		1	1			

Goalkeepers		Total Shots		6m Shots		Wing Shots		9m Shots		7m Shots		Fast Breaks		Breakthroughs	
No.	Name	S/S	%	S/S	%	S/S	%	S/S	%	S/S	%	S/S	%	S/S	%
88	HENDAWY Karim	18/44	41	9/15	60	2/7	29	6/11	55	0/1	0	0/4	0	1/6	17
96	ELTAYAR Mohamed														
Totals		18/44	41	9/15	60	2/7	29	6/11	55	0/1	0	0/4	0	1/6	17

Team Shots	Goals	Saves	Missed	Post	Blocked	Total	%
6m Shots	12	2	1	1	1	17	71
Wing Shots	4					4	100
9m Shots	3	2			2	7	43
7m Shots	3				N/A	3	100
Fast Breaks	3					3	100
Breakthroughs	5					5	100
Empty Goal	1	N/A				1	100
Totals	31	4	1	1	3	40	78

Number of Attacks: 49, Scoring Efficiency: 63%



Match Team Statistics

チームの試合統計 / Statistiques du match par équipe

Match 33

GER 26 - 31 EGY
(12 - 16) (14 - 15)

Referees: NIKOLOV S / NACHEVSKI G (MKD)

EGY - Egypt

Shots Distribution

Players

Goals / Shots

5 OMAR Y	15 MOHAMED A	24 ELMASRY I	31 ELWAKIL O	39 ELDERAA Y	42 KADDAH H	45 ELDERAA S
1/2						
			1/1			
	1/1		1/1	0/1	0/1	
1/2	1/1	1/1		1/1	1/1	2/2
2-Blocked			1-Post			


66 ELAHMAR A	80 MESILHY A	88 HENDAWY K	89 SHEBIB M	90 MOHAMED A	91 SANAD M	96 ELTAYAR M
					1/1	
1/1						
		1/1		2/2		1/1
	1/1		1/1	3/3	1/1	1/1
2/2			1-Missed	1-Blocked		

Team Goals / Shots

2/3	1/1	1/1
3/4	0/1	5/5
7/8	4/4	8/8
1-Missed	1-Post	3-Blocked

Offence

Defence



Goalkeepers Saves / Shots

0/3	4/4	1/2
4/4	2/2	1/4
2/10	2/5	2/10

88 HENDAWY K

0/3	4/4	1/2
4/4	2/2	1/4
2/10	2/5	2/10

96 ELTAYAR M

Legend:		
%	Efficiency	
AS	Assists	
EG	Empty Goal	
RC	Red Cards	
Wing	Wing Shots	
2Min	2-Minute Suspensions	
BC	Blue Cards	
FB	Fast Breaks	
S/S	Saves/Shots	
X	Red Card After 3rd 2-Minute Suspension	
6m	6 metre Shots	
BS	Blocked Shots	
G/S	Goals/Shots	
ST	Steals	
YC	Yellow Cards	
7m	7-metre Shots	
BT	Breakthroughs	
N/A	Not Applicable	
TO	Turnover	
9m	9-metre Shots	
D	Direct Red Card	
No.	Uniform Number	
TP	Time Played	



Empty Goal Analysis

無人ゴール 分析 / Analyses des attaques avec but vide

Match 33

GER 26 - 31 EGY

(12 - 16) (14 - 15)

Referees: NIKOLOV S / NACHEVSKI G (MKD)

ATTACKS DURING OWN EMPTY GOAL SITUATION

Players on Court	Attacks		Goals		Saves		Missed		Blocked		Post		Turnovers		Scoring Efficiency -		Goals Against	
	GER	EGY	GER	EGY	GER	EGY	GER	EGY	GER	EGY	GER	EGY	GER	EGY	GER %	EGY %	GER	EGY
7 Against 6	8	4	5	3	2		1						1		63	75		
6 Against 6	5	1	1	1	3						1				20	100	1	
Others																		
Total:	13	5	6	4	5		1				1		1		46	80	1	

GOALS/ATTACKS DURING OWN EMPTY GOAL SITUATION - ANALYSIS OF OCCURRENCE (in 5 min intervals)

Players on Court	1st Half											
	0-5		5-10		10-15		15-20		20-25		25-30	
	GER	EGY	GER	EGY	GER	EGY	GER	EGY	GER	EGY	GER	EGY
7 Against 6												
6 Against 6							1/1	0/2				
Others												
Total:							1/1	0/2				

Players on Court	2nd Half											
	30-35		35-40		40-45		45-50		50-55		55-60	
	GER	EGY	GER	EGY	GER	EGY	GER	EGY	GER	EGY	GER	EGY
7 Against 6		1/1	1/2		2/2		2/3		0/1	1/2		1/1
6 Against 6					0/1						1/2	
Others												
Total:		1/1	1/2		2/3		2/3		0/1	1/2	1/2	1/1

GOALS/ATTACKS DURING OWN EMPTY GOAL SITUATION - ANALYSIS BY DURATION

Team	<15 sec.	15-30 sec.	30-45 sec.	45-60 sec.	>60 sec.
GER	3/4	2/5	1/3	0/1	
EGY	1/1	1/1	1/2	1/1	

SUBSTITUTION SUMMARY

Players	GER	EGY
Goalkeeper <-> Goalkeeper	1	0
Court Player <-> Goalkeeper	26	14
Court Player <-> Court Player	92	93
Total:	119	107



Match Report

試合レポート / Compte rendu du match

Team A										Team B																																									
A										B																																									
DEN - Denmark										NOR - Norway																																									
played in										in the hall										on										at										Spectators										Match Number	
Tokyo										Yoyogi National Stadium										TUE 3 AUG 2021										17:00																				34	
Half-time (30')		A		B		End of playing time		A		B		1st overtime		A		B		2nd overtime		A		B		After penalty throws		A		B																							
		13		12				31		25																																									
Number of 7m		A		Team time-out						Full name of players and officials										Team time-out						B		Number of 7m																							
3/3		1		18:50		2		48:03		3												1		25:43		2		38:15		3		54:32		5/6																	
No.	Team A						G	YC	2'	RC	BC	No.	Team B						G	YC	2'	RC	BC																												
1	LANDIN Niklas											5	SAGOSEN Sander						8						3	X																									
4	LANDIN Magnus						2					8	MYRHOL Bjarte																																						
15	SAUGSTRUP Magnus								2			10	FREDRIKSEN Magnus																																						
17	SVAN Lasse						4					11	OEVERBY Petter						1																																
20	MOELLER Kevin											12	SAEVERAAS Kristian																																						
21	MOELLGAARD Henrik								1			15	TOENNESEN Kent Robin																																						
22	MENSAH Mads						3					17	JOENDAL Magnus						3																																
23	TOFT HANSEN Henrik											19	BJOERNSEN Kristian																																						
24	HANSEN Mikkel						8					21	GULLERUD Magnus						3																																
25	OLSEN Morten											24	O'SULLIVAN Christian																																						
26	HANSEN Johan											27	REINKIND Harald						5																																
28	ANDERSSON Lasse						1	1	1			30	BERGERUD Torbjoern																																						
32	HOLM Jacob						8					44	GULLIKSEN Kevin						3																																
33	GIDSEL Mathias						5					77	ABELVIK ROED Magnus						2																																

Off.A	JOHANSEN Kai					Off.A	TOMAC Zeljko				
Off.B	JACOBSEN Nikolaj					Off.B	BERGE Christian	1			
Off.C	KRONBORG Henrik					Off.C	LUND Boerge				
Off.D	GREVE Anja					Off.D	MARKUSSEN Harald				
Off.E	BRUUN Michael					Off.E	EGE Steinar				

A	Signatures of responsables for the teams (Off.A)										B
Remarks of referees / IHF Official											

Referees	Signatures		Signatures	
	BONAVENTURA Charlotte (FRA)		BONAVENTURA Julie (FRA)	
Technical Officials	TK: POSAVEC Josip (CRO)		SK: SOOS Balazs (HUN)	
IHF Official	RATZ Felix (SUI)			

Note: Number of 7m scored/awarded to resp. B, goals (G), yellow cards (YC), red cards (RC), red card after 3rd 2' suspension (X), direct red card (D) and blue cards (BC).



Results

結果 / Résultats

Match 34

DEN 31 - 25 NOR
(13 - 12) (18 - 13)

Referees: BONAVENTURA C / BONAVENTURA J (FRA)

DEN - Denmark

Players		Shots									Punishments			
No.	Name	G/S	%	6m	Wing	9m	7m	FB	BT	EG	YC	2Min	RC	BC
1	LANDIN Niklas													
4	LANDIN Magnus	2/2	100		2/2									
15	SAUGSTRUP Magnus											2		
17	SVAN Lasse	4/6	67		3/4			1/2						
20	MOELLER Kevin													
21	MOELLGAARD Henrik												1	
22	MENSAH Mads	3/4	75			1/2			2/2					
23	TOFT HANSEN Henrik													
24	HANSEN Mikkel	8/12	67	1/1		1/5	3/3		3/3					
25	OLSEN Morten													
26	HANSEN Johan													
28	ANDERSSON Lasse	1/1	100	1/1							1	1		
32	HOLM Jacob	8/10	80			6/7			2/3					
33	GIDSEL Mathias	5/6	83	1/2		2/2			2/2					
Bench/Team														
Totals		31/41	76	3/4	5/6	10/16	3/3	1/2	9/10		1	4		

Goalkeepers		Saves							
No.	Name	S/S	%	6m	Wing	9m	7m	FB	BT
1	LANDIN Niklas	9/32	28	2/9	2/5	3/7	0/3	1/4	1/4
20	MOELLER Kevin	1/3	33				1/3		
Totals		10/35	29	2/9	2/5	3/7	1/6	1/4	1/4

NOR - Norway

Players		Shots									Punishments			
No.	Name	G/S	%	6m	Wing	9m	7m	FB	BT	EG	YC	2Min	RC	BC
5	SAGOSEN Sander	8/12	67	1/2		1/2	5/5	0/1	1/2					
8	MYRHOL Bjarte													
10	FREDRIKSEN Magnus	0/1	0			0/1								
11	OEVERBY Petter	1/1	100	1/1										
12	SAEVERAAS Kristian													
15	TOENNESEN Kent Robin													
17	JOENDAL Magnus	3/5	60		1/2		0/1	2/2						
19	BJOERNSEN Kristian													
21	GULLERUD Magnus	3/3	100	3/3										
24	O'SULLIVAN Christian	0/2	0	0/1		0/1								
27	REINKIND Harald	5/5	100	2/2		2/2			1/1					
30	BERGERUD Torbjorn													
44	GULLIKSEN Kevin	3/4	75		2/3			1/1						
77	ABELVIK ROED Magnus	2/4	50			1/3			1/1					
Bench/Team											1			
Totals		25/37	68	7/9	3/5	4/9	5/6	3/4	3/4		1	3	1	

Goalkeepers		Saves							
No.	Name	S/S	%	6m	Wing	9m	7m	FB	BT
12	SAEVERAAS Kristian	4/15	27	1/3	0/2	2/4	0/1	1/1	0/4
30	BERGERUD Torbjorn	3/23	13	0/1	0/3	3/11	0/2	0/1	0/5
Totals		7/38	18	1/4	0/5	5/15	0/3	1/2	0/9

RUNNING SCORE

DEN - NOR	
1st Half	
	0 (2') 1 SAGOSEN S
HANSEN M	1 (3') 1
GIDSEL M	2 (4') 1
SVAN L	3 (5') 1
ANDERSSON L	4 (6') 1
	4 (6') 2 SAGOSEN S
HOLM J	5 (7') 2
	5 (7') 3 SAGOSEN S
	5 (8') 4 ABELVIK ROED M
GIDSEL M	6 (9') 4
	6 (9') 5 SAGOSEN S
	6 (10') 6 JOENDAL M
SVAN L	7 (11') 6
	7 (13') 7 GULLIKSEN K
HOLM J	8 (14') 7
	8 (15') 8 GULLERUD M
HOLM J	9 (17') 8
	9 (20') 9 OEVERBY P
	9 (21') 10 GULLIKSEN K
HANSEN M	10 (22') 10
	10 (22') 11 ABELVIK ROED M
LANDIN M	11 (23') 11
	11 (26') 12 SAGOSEN S
HANSEN M	12 (28') 12
HOLM J	13 (30') 12

2nd Half	
LANDIN M	14 (31') 12
	14 (33') 13 JOENDAL M
HANSEN M	15 (33') 13
HANSEN M	16 (35') 13
	16 (35') 14 GULLIKSEN K
HOLM J	17 (36') 14
GIDSEL M	18 (38') 14
GIDSEL M	19 (39') 14
	19 (39') 15 REINKIND H
	19 (40') 16 JOENDAL M
HANSEN M	20 (41') 16
	20 (42') 17 GULLERUD M
MENSAH M	21 (42') 17
MENSAH M	22 (43') 17
	22 (44') 18 SAGOSEN S
	22 (46') 19 REINKIND H
HANSEN M	23 (46') 19
HANSEN M	24 (49') 19
	24 (49') 20 SAGOSEN S
GIDSEL M	25 (51') 20
	25 (52') 21 SAGOSEN S
MENSAH M	26 (53') 21
HOLM J	27 (55') 21
	27 (55') 22 REINKIND H
SVAN L	28 (56') 22
SVAN L	29 (56') 22
	29 (57') 23 REINKIND H
HOLM J	30 (57') 23
	30 (57') 24 GULLERUD M
	30 (59') 25 REINKIND H
HOLM J	31 (60') 25

Legend:							
%	Efficiency	2Min	2-Minute Suspensions	6m	6-metre Shots	7m	7-metre Shots
9m	9-metre Shots	BC	Blue Cards	BT	Breakthroughs	D	Direct Red Card
EG	Empty Goal	FB	Fast Breaks	G/S	Goals/Shots	No.	Uniform Number
RC	Red Cards	S/S	Saves/Shots	Wing	Wing Shots	X	Red Card After 3rd 2-Minute Suspension
YC	Yellow Cards						



Match Team Statistics

チームの試合統計 / Statistiques du match par équipe

Match 34

DEN 31 - 25 NOR

(13 - 12) (18 - 13)

Referees: BONAVENTURA C / BONAVENTURA J (FRA)

DEN - Denmark

Players		Shots									Offence		Defence		Punishments			TP	
No.	Name	G/S	%	6m	Wing	9m	7m	FB	BT	EG	AS	TO	ST	BS	YC	2Min	RC		BC
1	LANDIN Niklas																		53:29
4	LANDIN Magnus	2/2	100		2/2														59:18
15	SAUGSTRUP Magnus												1	1		2			48:18
17	SVAN Lasse	4/6	67		3/4			1/2				1							58:35
20	MOELLER Kevin																		1:30
21	MOELLGAARD Henrik												1			1			29:20
22	MENSAH Mads	3/4	75			1/2			2/2		2	1							20:54
23	TOFT HANSEN Henrik										1								17:14
24	HANSEN Mikkel	8/12	67	1/1		1/5	3/3		3/3		1	1	1						48:14
25	OLSEN Morten																		0:05
26	HANSEN Johan																		
28	ANDERSSON Lasse	1/1	100	1/1											1	1			23:01
32	HOLM Jacob	8/10	80			6/7			2/3		4	2							19:28
33	GIDSEL Mathias	5/6	83	1/2		2/2			2/2		2	3	2						40:34
	Bench/Team																		
	Totals	31/41	76	3/4	5/6	10/16	3/3	1/2	9/10		10	8	5	1	1	4			

Goalkeepers		Total Shots		6m Shots		Wing Shots		9m Shots		7m Shots		Fast Breaks		Breakthroughs	
No.	Name	S/S	%	S/S	%	S/S	%	S/S	%	S/S	%	S/S	%	S/S	%
1	LANDIN Niklas	9/32	28	2/9	22	2/5	40	3/7	43	0/3	0	1/4	25	1/4	25
20	MOELLER Kevin	1/3	33							1/3	33				
	Totals	10/35	29	2/9	22	2/5	40	3/7	43	1/6	17	1/4	25	1/4	25

Team Shots	Goals	Saves	Missed	Post	Blocked	Total	%
6m Shots	3	1				4	75
Wing Shots	5		1			6	83
9m Shots	10	5		1		16	63
7m Shots	3				N/A	3	100
Fast Breaks	1	1				2	50
Breakthroughs	9			1		10	90
Empty Goal		N/A					
Totals	31	7	1	2		41	76

Number of Attacks: 48, Scoring Efficiency: 65%



Match Team Statistics

チームの試合統計 / Statistiques du match par équipe

Match 34

DEN 31 - 25 NOR
(13 - 12) (18 - 13)

Referees: BONAVENTURA C / BONAVENTURA J (FRA)

DEN - Denmark

Shots Distribution

Players

Goals / Shots

1 LANDIN N	4 LANDIN M	15 SAUGSTRUP M	17 SVAN L	20 MOELLER K	21 MOELLGAARD H	22 MENSAH M
			1/1			
			0/1	1/1		1/1
			1/1	1/1		1/1

1-Missed

23 TOFT HANSEN H	24 HANSEN M	25 OLSEN M	26 HANSEN J	28 ANDERSSON L	32 HOLM J	33 GIDSEL M
	1/1	1/1			1/1	
	0/1	1/2			1/1	0/1
	3/3	0/1	2/3		3/3	2/2
				1/1	2/2	1/1

2-Post

Team

Goals / Shots

2/2	1/1	2/2
2/3	0/2	6/8
8/8	5/6	5/6

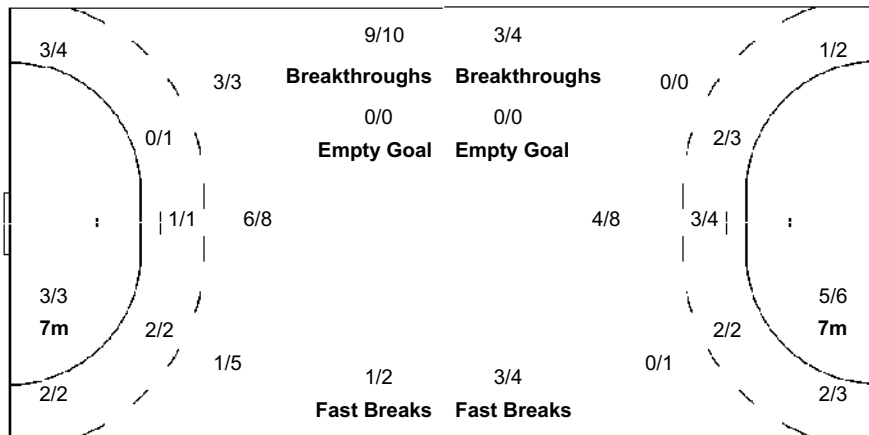
1-Missed 2-Post

Offence

Defence

Goalkeepers

Saves / Shots



0/3	3/3	0/2
2/4		0/4
2/6	2/6	1/7

1 LANDIN N

0/3	3/3	0/2
2/3		0/4
2/6	1/5	1/6

20 MOELLER K

0/1		
	1/1	0/1



Match Team Statistics

チームの試合統計 / Statistiques du match par équipe

Match 34

DEN 31 - 25 NOR

(13 - 12) (18 - 13)

Referees: BONAVENTURA C / BONAVENTURA J (FRA)

NOR - Norway

Players		Shots									Offence		Defence		Punishments			TP	
No.	Name	G/S	%	6m	Wing	9m	7m	FB	BT	EG	AS	TO	ST	BS	YC	2Min	RC		BC
5	SAGOSEN Sander	8/12	67	1/2		1/2	5/5	0/1	1/2		4	5	1			3	X		44:24
8	MYRHOL Bjarte										1								2:53
10	FREDRIKSEN Magnus	0/1	0			0/1													3:42
11	OEVERBY Petter	1/1	100	1/1															14:25
12	SAEVERAAS Kristian																		23:22
15	TOENNESEN Kent Robin																		
17	JOENDAL Magnus	3/5	60		1/2		0/1	2/2											58:19
19	BJOERNSEN Kristian																		
21	GULLERUD Magnus	3/3	100	3/3							1								51:01
24	O'SULLIVAN Christian	0/2	0	0/1		0/1					4	3	1						53:27
27	REINKIND Harald	5/5	100	2/2		2/2			1/1		2	2							39:25
30	BERGERUD Torbjorn																		34:38
44	GULLIKSEN Kevin	3/4	75		2/3			1/1					1						58:49
77	ABELVIK ROED Magnus	2/4	50			1/3			1/1		1	1							35:35
Bench/Team															1				
Totals		25/37	68	7/9	3/5	4/9	5/6	3/4	3/4		13	11	3		1	3	1		

Goalkeepers		Total Shots		6m Shots		Wing Shots		9m Shots		7m Shots		Fast Breaks		Breakthroughs	
No.	Name	S/S	%	S/S	%	S/S	%	S/S	%	S/S	%	S/S	%	S/S	%
12	SAEVERAAS Kristian	4/15	27	1/3	33	0/2	0	2/4	50	0/1	0	1/1	100	0/4	0
30	BERGERUD Torbjorn	3/23	13	0/1	0	0/3	0	3/11	27	0/2	0	0/1	0	0/5	0
Totals		7/38	18	1/4	25	0/5	0	5/15	33	0/3	0	1/2	50	0/9	0

Team Shots	Goals	Saves	Missed	Post	Blocked	Total	%
6m Shots	7	2				9	78
Wing Shots	3	2				5	60
9m Shots	4	3	1		1	9	44
7m Shots	5	1			N/A	6	83
Fast Breaks	3	1				4	75
Breakthroughs	3	1				4	75
Empty Goal		N/A					
Totals	25	10	1		1	37	68

Number of Attacks: 48, Scoring Efficiency: 52%



Match Team Statistics

チームの試合統計 / Statistiques du match par équipe

Match 34

DEN 31 - 25 NOR
(13 - 12) (18 - 13)

Referees: BONAVENTURA C / BONAVENTURA J (FRA)

NOR - Norway

Shots Distribution

Players

Goals / Shots

5 SAGOSEN S	8 MYRHOL B	10 FREDRIKSEN M	11 OEVERBY P	12 SAEVERAAS K	15 TOENNESEN KR	17 JOENDAL M
1/1						
1/2						0/1
2/4	1/2	2/2	1/1			1/1

1-Blocked

19 BJOERNSEN K	21 GULLERUD M	24 O'SULLIVAN C	27 REINKIND H	30 BERGERUD T	44 GULLIKSEN K	77 ABELVIK ROED M
		0/1			1/1	1/1
	1/1		1/1		0/1	0/1
	2/2		2/2		1/1	1/1

1-Missed

Team


Goals / Shots

3/3	0/3	2/2
2/4		4/4
4/6	4/6	6/7

1-Missed 1-Blocked

Offence

Defence



Goalkeepers

Saves / Shots

0/2	0/1	0/2
1/3	2/2	2/8
0/8	1/6	1/6

12 SAEVERAAS K

	0/1	0/2
1/1	1/1	1/1
0/3	0/2	1/4

30 BERGERUD T

0/2		
0/2	1/1	1/7
0/5	1/4	0/2

Legend:

%	Efficiency	2Min	2-Minute Suspensions	6m	6 metre Shots	7m	7-metre Shots	9m	9-metre Shots
AS	Assists	BC	Blue Cards	BS	Blocked Shots	BT	Breakthroughs	D	Direct Red Card
EG	Empty Goal	FB	Fast Breaks	G/S	Goals/Shots	N/A	Not Applicable	No.	Uniform Number
RC	Red Cards	S/S	Saves/Shots	ST	Steals	TO	Turnover	TP	Time Played
Wing	Wing Shots	X	Red Card After 3rd 2-Minute Suspension	YC	Yellow Cards				



Empty Goal Analysis

無人ゴール 分析 / Analyses des attaques avec but vide

Match 34

DEN 31 - 25 NOR

(13 - 12) (18 - 13)

Referees: BONAVENTURA C / BONAVENTURA J (FRA)

ATTACKS DURING OWN EMPTY GOAL SITUATION

Players on Court	Attacks		Goals		Saves		Missed		Blocked		Post		Turnovers		Scoring Efficiency -		Goals Against	
	DEN	NOR	DEN	NOR	DEN	NOR	DEN	NOR	DEN	NOR	DEN	NOR	DEN	NOR	DEN	%NOR	DEN	NOR
7 Against 6	4	1	1	0	1						1		1	1	25	0		
6 Against 6	5	2	4	1		1							1		80	50		
Others	3	1	2	1									1		67	100		
Total:	12	4	7	2	1	1					1		3	1	58	50		

GOALS/ATTACKS DURING OWN EMPTY GOAL SITUATION - ANALYSIS OF OCCURRENCE (in 5 min intervals)

Players on Court	1st Half											
	0-5		5-10		10-15		15-20		20-25		25-30	
	DEN	NOR	DEN	NOR	DEN	NOR	DEN	NOR	DEN	NOR	DEN	NOR
7 Against 6					1/1		0/1		0/1		0/1	
6 Against 6			0/1					0/1				
Others					1/2	1/1	1/1					
Total:			0/1		2/3	1/1	1/2	0/1	0/1		0/1	

Players on Court	2nd Half											
	30-35		35-40		40-45		45-50		50-55		55-60	
	DEN	NOR	DEN	NOR	DEN	NOR	DEN	NOR	DEN	NOR	DEN	NOR
7 Against 6												0/1
6 Against 6			2/2		2/2				1/1			
Others												
Total:			2/2		2/2				1/1			0/1

GOALS/ATTACKS DURING OWN EMPTY GOAL SITUATION - ANALYSIS BY DURATION

Team	<15 sec.	15-30 sec.	30-45 sec.	45-60 sec.	>60 sec.
DEN	0/3	4/6	2/2		1/1
NOR		2/3			0/1

SUBSTITUTION SUMMARY

Players	DEN	NOR
Goalkeeper <-> Goalkeeper	5	1
Court Player <-> Goalkeeper	26	10
Court Player <-> Court Player	127	71
Total:	158	82



Match Report

試合レポート / Compte rendu du match

Team A										Team B																																									
A										B																																									
FRA - France										EGY - Egypt																																									
played in										in the hall										on										at										Spectators										Match Number	
Tokyo										Yoyogi National Stadium										THU 5 AUG 2021										17:00																				35	
Half-time (30')		A		B		End of playing time		A		B		1st overtime		A		B		2nd overtime		A		B		After penalty throws		A		B																							
		13		13				27		23																																									
Number of 7m		A		Team time-out						Full name of players and officials										Team time-out						B		Number of 7m																							
4/4		1		24:09		2		54:59		3												1		29:55		2		51:33		3		4/6																			
No.	Team A						G	YC	2'	RC	BC	No.	Team B						G	YC	2'	RC	BC																												
5	REMILI Nedim						4					5	OMAR Yahia						5																																
7	LAGARDE Romain											15	MOHAMED Ahmed						2			1																													
10	MEM Dika						5					24	ELMASRY Ibrahim																																						
11	TOURNAT Nicolas						2			1		31	ELWAKIL Omar						2																																
12	GERARD Vincent											39	ELDERAA Yehia						2																																
13	KARABATIC Nikola						4					42	KADDAH Hassan																																						
14	MAHE Kentin											45	ELDERAA Seif																																						
16	GENTY Yann											66	ELAHMAR Ahmed						5																																
19	ABALO Luc						2					80	MESILHY Ahmed																																						
21	GUIGOU Michael						1					88	HENDAWY Karim																																						
22	KARABATIC Luka						1	1	1			89	SHEBIB Mohamed						2																																
23	FABREGAS Ludovic						2	1	1			90	MOHAMED Ali						4	1																															
25	DESCAT Hugo						5					91	SANAD Mohammad						1																																
28	PORTE Valentin						1					96	ELTAYAR Mohamed																																						

Off.A	GILLE Guillaume	1				Off.A	ABUZEID Nouredin				
Off.B	MATHE Erick					Off.B	PARRONDO Roberto				
Off.C	SEBASTIEN Pierre					Off.C	MOSA Mohamed				
Off.E	GAUTIER Sebastien					Off.D	LOSERT Venio				
Off.F	MAURELLI Olivier					Off.E	CARTON LLORENTE Antonio				

A	Signatures of responsables for the teams (Off.A)										B
Remarks of referees / IHF Official											

Referees	Signatures		Signatures	
	RALUY LOPEZ Oscar (ESP)		SABROSO RAMIREZ Angel (ESP)	
Technical Officials	TK: NACHEVSKI Dragan (MKD)		SK: SOOS Balazs (HUN)	
IHF Official	JENSEN Bjarne Munk (DEN)			

Note: Number of 7m scored/awarded to resp. B, goals (G), yellow cards (YC), red cards (RC), red card after 3rd 2' suspension (X), direct red card (D) and blue cards (BC).



Results

結果 / Résultats

FRA 27 - 23 EGY

(13 - 13) (14 - 10)

Match 35

Referees: RALUY LOPEZ O / SABROSO RAMIREZ A (ESP)

FRA - France

Players		Shots								Punishments				
No.	Name	G/S	%	6m	Wing	9m	7m	FB	BT	EG	YC	2Min	RC	BC
5	REMILI Nedim	4/9	44	1/1		2/7		1/1						
7	LAGARDE Romain													
10	MEM Dika	5/10	50	3/4		2/6								
11	TOURNAT Nicolas	2/3	67	2/3								1		
12	GERARD Vincent													
13	KARABATIC Nikola	4/5	80	4/5										
14	MAHE Kentin													
16	GENTY Yann													
19	ABALO Luc	2/3	67		1/2			1/1						
21	GUIGOU Michael	1/1	100		1/1									
22	KARABATIC Luka	1/1	100	1/1							1	1		
23	FABREGAS Ludovic	2/3	67	2/3							1	1		
25	DESCAT Hugo	5/5	100		1/1		4/4							
28	PORTE Valentin	1/1	100					1/1						
Bench/Team											1			
Totals		27/41	66	13/17	3/4	4/13	4/4	3/3			3	3		

Goalkeepers		Saves							
No.	Name	S/S	%	6m	Wing	9m	7m	FB	BT
12	GERARD Vincent	17/39	44	9/20	2/5	4/8	2/5	0/1	
16	GENTY Yann	0/1	0				0/1		
Totals		17/40	43	9/20	2/5	4/8	2/6	0/1	

EGY - Egypt

Players		Shots								Punishments				
No.	Name	G/S	%	6m	Wing	9m	7m	FB	BT	EG	YC	2Min	RC	BC
5	OMAR Yahia	5/7	71	2/4			3/3							
15	MOHAMED Ahmed	2/6	33	0/2		2/4						1		
24	ELMASRY Ibrahim													
31	ELWAKIL Omar	2/2	100		2/2									
39	ELDERAA Yehia	2/4	50	2/3		0/1								
42	KADDAH Hassan													
45	ELDERAA Seif													
66	ELAHMAR Ahmed	5/7	71	3/3		0/1	1/2	1/1						
80	MESILHY Ahmed	0/1	0	0/1										
88	HENDAWY Karim													
89	SHEBIB Mohamed	2/4	50	2/4										
90	MOHAMED Ali	4/9	44	2/4		2/5					1			
91	SANAD Mohammad	1/4	25		1/3		0/1							
96	ELTAYAR Mohamed													
Bench/Team														
Totals		23/44	52	11/21	3/5	4/11	4/6	1/1			1	1		

Goalkeepers		Saves							
No.	Name	S/S	%	6m	Wing	9m	7m	FB	BT
88	HENDAWY Karim	5/23	22	0/10	0/3	5/7	0/2	0/1	
96	ELTAYAR Mohamed	3/12	25	2/5	0/3	1/3	0/2	0/2	
Totals		8/35	23	2/15	0/3	6/10	0/4	0/3	

RUNNING SCORE

FRA - EGY	
1st Half	
0 (2)	1 SANAD M
1 (3)	2 SHEBIB M
1 (4)	3 ELDERAA Y
1 (7)	4 SHEBIB M
1 (8)	5 MOHAMED A
2 (8)	5 DESCAT H
3 (9)	5 ABALO L
4 (10)	5 MEM D
4 (11)	6 ELAHMAR A
4 (12)	7 OMAR Y
5 (13)	7 KARABATIC N
6 (14)	7 REMILI N
7 (15)	7 REMILI N
8 (18)	7 DESCAT H
8 (19)	8 MOHAMED A
9 (20)	8 KARABATIC N
9 (21)	9 MOHAMED A
9 (22)	10 ELAHMAR A
10 (22)	10 MEM D
10 (24)	11 ELAHMAR A
11 (25)	11 DESCAT H
11 (26)	12 ELAHMAR A
12 (29)	12 GUIGOU M
13 (30)	12 ABALO L
13 (30)	13 ELWAKIL O

2nd Half	
14 (31)	13 TOURNAT N
14 (33)	14 MOHAMED A
15 (35)	14 TOURNAT N
16 (36)	14 DESCAT H
16 (37)	15 OMAR Y
17 (38)	15 DESCAT H
17 (38)	16 OMAR Y
17 (41)	17 ELWAKIL O
18 (41)	17 MEM D
18 (42)	18 OMAR Y
19 (43)	18 MEM D
20 (44)	18 KARABATIC N
21 (46)	18 REMILI N
21 (47)	19 MOHAMED A
22 (51)	19 REMILI N
22 (52)	20 OMAR Y
23 (53)	20 MEM D
23 (53)	21 ELDERAA Y
24 (55)	21 PORTE V
25 (56)	21 FABREGAS L
25 (57)	22 MOHAMED A
26 (58)	22 KARABATIC N
27 (60)	22 FABREGAS L
27 (60)	23 ELAHMAR A

Legend:							
%	Efficiency	2Min	2-Minute Suspensions	6m	6-metre Shots	7m	7-metre Shots
9m	9-metre Shots	BC	Blue Cards	BT	Breakthroughs	D	Direct Red Card
EG	Empty Goal	FB	Fast Breaks	G/S	Goals/Shots	No.	Uniform Number
RC	Red Cards	S/S	Saves/Shots	Wing	Wing Shots	X	Red Card After 3rd 2-Minute Suspension
YC	Yellow Cards						



Match Team Statistics

チームの試合統計 / Statistiques du match par équipe

Match 35

FRA 27 - 23 EGY

(13 - 13) (14 - 10)

Referees: RALUY LOPEZ O / SABROSO RAMIREZ A (ESP)

FRA - France

Players		Shots									Offence		Defence		Punishments			TP	
No.	Name	G/S	%	6m	Wing	9m	7m	FB	BT	EG	AS	TO	ST	BS	YC	2Min	RC		BC
5	REMILI Nedim	4/9	44	1/1		2/7		1/1			8								36:10
7	LAGARDE Romain										2	2							19:49
10	MEM Dika	5/10	50	3/4		2/6					3	2							56:36
11	TOURNAT Nicolas	2/3	67	2/3												1			17:12
12	GERARD Vincent																		57:41
13	KARABATIC Nikola	4/5	80	4/5							2	2							40:11
14	MAHE Kentin																		
16	GENTY Yann																		0:16
19	ABALO Luc	2/3	67		1/2			1/1											26:22
21	GUIGOU Michael	1/1	100		1/1							1							30:00
22	KARABATIC Luka	1/1	100	1/1									1	1	1	1			31:23
23	FABREGAS Ludovic	2/3	67	2/3							1		1	1	1	1			48:53
25	DESCAT Hugo	5/5	100		1/1		4/4												25:27
28	PORTE Valentin	1/1	100					1/1			1								30:00
	Bench/Team															1			
Totals		27/41	66	13/17	3/4	4/13	4/4	3/3			17	7	2		3	3			

Goalkeepers		Total Shots		6m Shots		Wing Shots		9m Shots		7m Shots		Fast Breaks		Breakthroughs	
No.	Name	S/S	%	S/S	%	S/S	%	S/S	%	S/S	%	S/S	%	S/S	%
12	GERARD Vincent	17/39	44	9/20	45	2/5	40	4/8	50	2/5	40	0/1	0		
16	GENTY Yann	0/1	0							0/1	0				
Totals		17/40	43	9/20	45	2/5	40	4/8	50	2/6	33	0/1	0		

Team Shots	Goals	Saves	Missed	Post	Blocked	Total	%
6m Shots	13	2	1	1		17	76
Wing Shots	3		1			4	75
9m Shots	4	6		2	1	13	31
7m Shots	4				N/A	4	100
Fast Breaks	3					3	100
Breakthroughs							
Empty Goal		N/A					
Totals	27	8	2	3	1	41	66

Number of Attacks: 47, Scoring Efficiency: 57%



Match Team Statistics

チームの試合統計 / Statistiques du match par équipe

Match 35

FRA 27 - 23 EGY
 (13 - 13) (14 - 10)

Referees: RALUY LOPEZ O / SABROSO RAMIREZ A (ESP)

FRA - France

Shots Distribution

Players

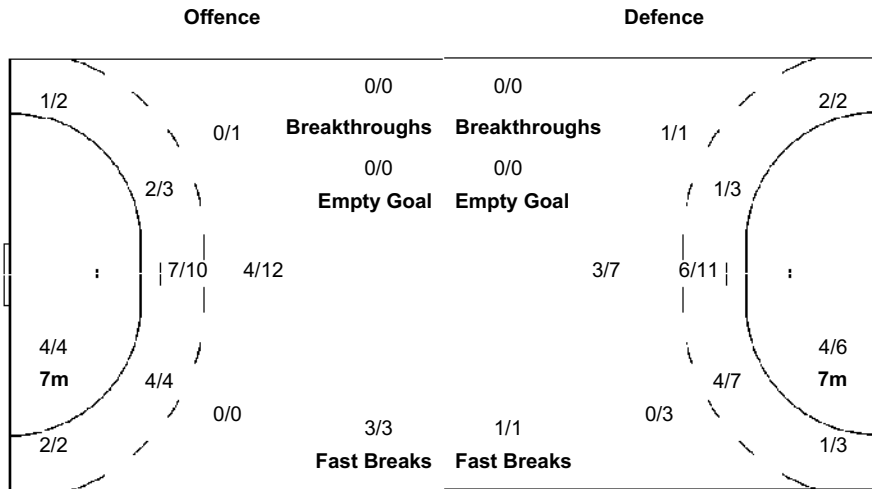
Goals / Shots

5 REMILI N	7 LAGARDE R	10 MEM D	11 TOURNAT N	12 GERARD V	13 KARABATIC N	14 MAHE K
1/2		0/1	0/1			
1/1						
		1/1	2/2		2/2	
1-Post		2-Post			0/1	
1-Blocked					1/1	
					1/1	

16 GENTY Y	19 ABALO L	21 GUIGOU M	22 KARABATIC L	23 FABREGAS L	25 DESCAT H	28 PORTE V
		1/1		1/1	1/1	
			1/1		2/2	
	1/1				1/1	
				1/1	1/1	
	1-Missed			1-Missed		1/1

Team Goals / Shots

3/6	1/1	3/4
2/2		2/5
6/6	0/1	10/10
2-Missed	3-Post	1-Blocked



Goalkeepers Saves / Shots

2/4		1/7
6/9	1/1	4/6
1/6	1/2	1/5

12 GERARD V

2/4		1/7
6/9	1/1	4/6
1/6	1/1	1/5

16 GENTY Y

	0/1	



Match Team Statistics

チームの試合統計 / Statistiques du match par équipe

Match 35

FRA 27 - 23 EGY

(13 - 13) (14 - 10)

Referees: RALUY LOPEZ O / SABROSO RAMIREZ A (ESP)

EGY - Egypt

Players		Shots									Offence		Defence		Punishments			TP	
No.	Name	G/S	%	6m	Wing	9m	7m	FB	BT	EG	AS	TO	ST	BS	YC	2Min	RC		BC
5	OMAR Yahia	5/7	71	2/4			3/3				2	2	1						57:08
15	MOHAMED Ahmed	2/6	33	0/2		2/4						2				1			29:34
24	ELMASRY Ibrahim										1		1						33:15
31	ELWAKIL Omar	2/2	100		2/2							1							59:07
39	ELDERAA Yehia	2/4	50	2/3		0/1					5	2							49:32
42	KADDAH Hassan																		
45	ELDERAA Seif																		
66	ELAHMAR Ahmed	5/7	71	3/3		0/1	1/2	1/1											15:36
80	MESILHY Ahmed	0/1	0	0/1															13:08
88	HENDAWY Karim																		40:08
89	SHEBIB Mohamed	2/4	50	2/4															24:51
90	MOHAMED Ali	4/9	44	2/4		2/5					1	1		1	1				39:52
91	SANAD Mohammad	1/4	25		1/3		0/1												41:52
96	ELTAYAR Mohamed																		15:57
Bench/Team																			
Totals		23/44	52	11/21	3/5	4/11	4/6	1/1			9	8	2	1	1	1			

Goalkeepers		Total Shots		6m Shots		Wing Shots		9m Shots		7m Shots		Fast Breaks		Breakthroughs	
No.	Name	S/S	%	S/S	%	S/S	%	S/S	%	S/S	%	S/S	%	S/S	%
88	HENDAWY Karim	5/23	22	0/10	0	0/3	0	5/7	71	0/2	0	0/1	0		
96	ELTAYAR Mohamed	3/12	25	2/5	40			1/3	33	0/2	0	0/2	0		
Totals		8/35	23	2/15	13	0/3	0	6/10	60	0/4	0	0/3	0		

Team Shots	Goals	Saves	Missed	Post	Blocked	Total	%
6m Shots	11	9	1			21	52
Wing Shots	3	2				5	60
9m Shots	4	4		3		11	36
7m Shots	4	2			N/A	6	67
Fast Breaks	1					1	100
Breakthroughs							
Empty Goal		N/A					
Totals	23	17	1	3		44	52

Number of Attacks: 48, Scoring Efficiency: 48%



Match Team Statistics

チームの試合統計 / Statistiques du match par équipe

Match 35

FRA 27 - 23 EGY
 (13 - 13) (14 - 10)

Referees: RALUY LOPEZ O / SABROSO RAMIREZ A (ESP)

EGY - Egypt

Shots Distribution

Players

Goals / Shots

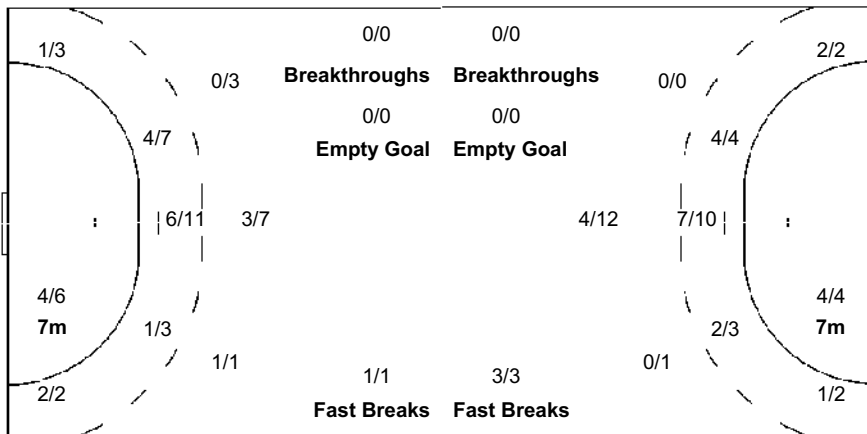
5 OMAR Y	15 MOHAMED A	24 ELMASRY I	31 ELWAKIL O	39 ELDERAA Y	42 KADDAH H	45 ELDERAA S
1/1	1/2					
0/1	0/1			1/1		
2/2	0/1	1/1	1/1			
1-Post						
66 ELAHMAR A	80 MESILHY A	88 HENDAWY K	89 SHEBIB M	90 MOHAMED A	91 SANAD M	96 ELTAYAR M
				2/2	0/1	0/1
1/2	0/1		1/2	0/1		1/2
2/3				1/1		
1-Missed			2-Post			

Team Goals / Shots

2/4		6/7
3/9	0/1	2/6
5/6	1/2	4/5
1-Missed 3-Post		

Offence

Defence



Goalkeepers Saves / Shots

3/6	0/1	1/4
0/2		3/5
0/6	1/1	0/10

88 HENDAWY K

2/2	0/1	1/3
0/2		2/4
0/5		0/6

96 ELTAYAR M

1/4		0/1
		1/1
0/1	1/1	0/4

Legend:		
%	Efficiency	
AS	Assists	
EG	Empty Goal	
RC	Red Cards	
Wing	Wing Shots	
2Min	2-Minute Suspensions	
BC	Blue Cards	
FB	Fast Breaks	
S/S	Saves/Shots	
X	Red Card After 3rd 2-Minute Suspension	
6m	6 metre Shots	
BS	Blocked Shots	
G/S	Goals/Shots	
ST	Steals	
YC	Yellow Cards	
7m	7-metre Shots	
BT	Breakthroughs	
N/A	Not Applicable	
TO	Turnover	
9m	9-metre Shots	
D	Direct Red Card	
No.	Uniform Number	
TP	Time Played	



Empty Goal Analysis

無人ゴール 分析 / Analyses des attaques avec but vide

Match 35

FRA 27 - 23 EGY

(13 - 13) (14 - 10)

Referees: RALUY LOPEZ O / SABROSO RAMIREZ A (ESP)

ATTACKS DURING OWN EMPTY GOAL SITUATION

Players on Court	Attacks		Goals		Saves		Missed		Blocked		Post		Turnovers		Scoring Efficiency -		Goals Against	
	FRA	EGY	FRA	EGY	FRA	EGY	FRA	EGY	FRA	EGY	FRA	EGY	FRA	EGY	FRA	%EGY	FRA	EGY
7 Against 6	1	5	0	1		1			1			1		2	0	20		
6 Against 6	3		2				1								67			
Others		1		1											100			
Total:	4	6	2	2		1	1		1			1		2	50	33		

GOALS/ATTACKS DURING OWN EMPTY GOAL SITUATION - ANALYSIS OF OCCURRENCE (in 5 min intervals)

Players on Court	1st Half											
	0-5		5-10		10-15		15-20		20-25		25-30	
	FRA	EGY	FRA	EGY	FRA	EGY	FRA	EGY	FRA	EGY	FRA	EGY
7 Against 6												
6 Against 6					0/1							
Others						1/1						
Total:					0/1	1/1						

Players on Court	2nd Half											
	30-35		35-40		40-45		45-50		50-55		55-60	
	FRA	EGY	FRA	EGY	FRA	EGY	FRA	EGY	FRA	EGY	FRA	EGY
7 Against 6				0/1		1/2	0/1			0/1		0/1
6 Against 6							1/1		1/1			
Others												
Total:				0/1		1/2	1/2		1/1	0/1		0/1

GOALS/ATTACKS DURING OWN EMPTY GOAL SITUATION - ANALYSIS BY DURATION

Team	<15 sec.	15-30 sec.	30-45 sec.	45-60 sec.	>60 sec.
FRA		1/2	1/2		
EGY		2/4	0/2		

SUBSTITUTION SUMMARY

Players	FRA	EGY
Goalkeeper <-> Goalkeeper	2	5
Court Player <-> Goalkeeper	10	20
Court Player <-> Court Player	87	85
Total:	99	110



Match Report

試合レポート / Compte rendu du match

Team A										Team B											
A										B											
ESP - Spain										DEN - Denmark											
played in					in the hall					on					at					Match Number	
Tokyo					Yoyogi National Stadium					THU 5 AUG 2021					21:00					36	
Half-time (30')		A	B	End of playing time		A	B	1st overtime		A	B	2nd overtime		A	B	After penalty throws		A	B		
		10	14			23	27														
Number of 7m		Team time-out			Full name of players and officials										Team time-out			B	Number of 7m		
3/3		1	2	3											1	2	3	5/6			
		16:01	51:40	57:54											27:28	48:29	58:48				
No.	Team A					G	YC	2'	RC	BC	No.	Team B					G	YC	2'	RC	BC
1	PEREZ de VARGAS MORENO Gonzalo										1	LANDIN Niklas									
3	GURBINDO MARTINEZ Eduardo										4	LANDIN Magnus					1				
5	MAQUEDA PENO Jorge										15	SAUGSTRUP Magnus							1		
6	FERNANDEZ PEREZ Angel					1					17	SVAN Lasse					1				
9	ENTRERRIOS RODRIGUEZ Raul					2					20	MOELLER Kevin									
10	DUJSHEBAEV DOVICHEBAEVA Alex					5					21	MOELLGAARD Henrik							1		
11	SARMIENTO MELIAN Daniel					2		1			22	MENSAH Mads					4				
12	CORRALES RODAL Rodrigo										23	TOFT HANSEN Henrik					2				
14	SOLE SALA Ferran							1			24	HANSEN Mikkel					12				
17	FIGUERAS TREJO Adrian					5					25	OLSEN Morten									
27	GARCIA ROBLEDO Antonio					3		1			26	HANSEN Johan					1				
28	GOMEZ ABELLO Aleix					4					28	ANDERSSON Lasse									
30	GUARDIOLA VILLAPLANA Gedeon							1			32	HOLM Jacob					1				
51	SANCHEZ-MIGALLON NARANJO Miguel					1					33	GIDSEL Mathias					5				

Off.A	RIBERA ROMANS Jordi					Off.A	JOHANNSEN Kai				
Off.B	MONTES AGUERA Cesar Jesus	1				Off.B	JACOBSEN Nikolaj				
Off.C	MUNOZ BENITO Juan Jose					Off.C	KRONBORG Henrik				
Off.D	LLORENTE RUIZ Francisco Daniel					Off.D	GREVE Anja				
Off.E	RIVILLA GARCIA Jesus					Off.E	BRUUN Michael				

A	Signatures of responsables for the teams (Off.A)										B
Remarks of referees / IHF Official											

Referees	Signatures					Signatures				
	BRUNNER Arthur (SUI)					SALAH Morad (SUI)				
Technical Officials	TK: ADJEMIAN Teodoro (ARG)					SK: SEDREZ Salvio (BRA)				
IHF Official	SOEDAL Per Morten (NOR)									

Note: Number of 7m scored/awarded to resp. B, goals (G), yellow cards (YC), red cards (RC), red card after 3rd 2' suspension (X), direct red card (D) and blue cards (BC).



Results

結果 / Résultats

ESP 23 - 27 DEN
 (10 - 14) (13 - 13)

Match 36

Referees: BRUNNER A / SALAH M (SUI)

ESP - Spain

Players		Shots									Punishments			
No.	Name	G/S	%	6m	Wing	9m	7m	FB	BT	EG	YC	2Min	RC	BC
1	PEREZ de VARGAS MORENO Gonzalo													
3	GURBINDO MARTINEZ Eduardo													
5	MAQUEDA PENO Jorge	0/3	0	0/2		0/1								
6	FERNANDEZ PEREZ Angel	1/3	33		1/2	0/1								
9	ENTRERRIOS RODRIGUEZ Raul	2/4	50			1/2			1/2					
10	DUJSHEBAEV DOVICHEBAEVA Alex	5/10	50	2/2		1/6			2/2					
11	SARMIENTO MELIAN Daniel	2/4	50	2/2		0/2							1	
12	CORRALES RODAL Rodrigo													
14	SOLE SALA Ferran	0/1	0		0/1								1	
17	FIGUERAS TREJO Adrian	5/8	63	5/8										
27	GARCIA ROBLEDO Antonio	3/5	60	2/2		1/3							1	
28	GOMEZ ABELLO Aleix	4/4	100		1/1		3/3							
30	GUARDIOLA VILLAPLANA Gedeon	0/2	0					0/1		0/1			1	
51	SANCHEZ-MIGALLON NARANJO Miguel	1/2	50	0/1						1/1				
Bench/Team											1			
Totals		23/46	50	11/17	2/4	3/15	3/3	0/1	3/4	1/2	1	4		

Goalkeepers		Saves								
No.	Name	S/S	%	6m	Wing	9m	7m	FB	BT	EG
1	PEREZ de VARGAS MORENO Gonzalo	12/36	33	7/13	3/5	1/6	1/5	0/1	0/6	
12	CORRALES RODAL Rodrigo	0/1	0				0/1			
EG		2								
Totals		12/39	31	7/13	3/5	1/6	1/6	0/1	0/6	

DEN - Denmark

Players		Shots									Punishments			
No.	Name	G/S	%	6m	Wing	9m	7m	FB	BT	EG	YC	2Min	RC	BC
1	LANDIN Niklas													
4	LANDIN Magnus	1/2	50		1/2									
15	SAUGSTRUP Magnus	0/3	0	0/3									1	
17	SVAN Lasse	1/4	25		0/3			1/1						
20	MOELLER Kevin													
21	MOELGAARD Henrik												1	
22	MENSAH Mads	4/5	80	1/2		3/3								
23	TOFT HANSEN Henrik	2/5	40	2/5										
24	HANSEN Mikkel	12/16	75	1/2		2/4	5/6		2/2	2/2				
25	OLSEN Morten													
26	HANSEN Johan	1/1	100		1/1									
28	ANDERSSON Lasse	0/2	0			0/2								
32	HOLM Jacob	1/3	33	0/1					1/2					
33	GIDSEL Mathias	5/5	100	2/2					3/3					
Bench/Team														
Totals		27/46	59	6/15	2/6	5/9	5/6	1/1	6/7	2/2		2		

Goalkeepers		Saves								
No.	Name	S/S	%	6m	Wing	9m	7m	FB	BT	EG
1	LANDIN Niklas	12/32	38	4/15	2/4	4/7	0/1	1/1	1/4	
20	MOELLER Kevin	0/2	0				0/2			
EG		1								
Totals		12/35	34	4/15	2/4	4/7	0/3	1/1	1/4	

RUNNING SCORE

ESP - DEN	
1st Half	
FIGUERAS TREJO A	0 (1') 1 HANSEN M
	1 (4') 2 GIDSEL M
	1 (6') 3 HANSEN M
FIGUERAS TREJO A	2 (8') 3
SARMIENTO MELIAN D	3 (9') 3
	3 (11') 4 HOLM J
DUJSHEBAEV DOVICH.	4 (12') 4
	4 (13') 5 SVAN L
FIGUERAS TREJO A	5 (14') 5
	5 (14') 6 HANSEN M
	5 (15') 7 TOFT HANSEN H
	5 (16') 8 LANDIN M
FERNANDEZ PEREZ A	6 (18') 8
	6 (18') 9 GIDSEL M
	6 (21') 10 GIDSEL M
GOMEZ ABELLO A	7 (25') 10
	7 (25') 11 MENSAH M
GARCIA ROBLEDO A	8 (26') 11
GARCIA ROBLEDO A	9 (28') 11
	9 (28') 12 GIDSEL M
FIGUERAS TREJO A	9 (30') 13 HANSEN M
	10 (30') 13
	10 (30') 14 HANSEN M
2nd Half	
GOMEZ ABELLO A	11 (31') 14
DUJSHEBAEV DOVICH.	12 (34') 14
	12 (36') 15 HANSEN M
DUJSHEBAEV DOVICH.	13 (37') 15
	13 (37') 16 TOFT HANSEN H
GARCIA ROBLEDO A	14 (38') 16
	14 (38') 17 MENSAH M
	14 (39') 18 HANSEN M
ENTRERRIOS RODRIG.	15 (40') 18
	15 (41') 19 HANSEN M
FIGUERAS TREJO A	16 (43') 19
DUJSHEBAEV DOVICH.	17 (44') 19
	17 (44') 20 GIDSEL M
DUJSHEBAEV DOVICH.	18 (45') 20
	18 (45') 21 HANSEN M
GOMEZ ABELLO A	19 (46') 21
	19 (47') 22 HANSEN M
ENTRERRIOS RODRIG.	20 (48') 22
GOMEZ ABELLO A	21 (54') 22
	21 (56') 23 MENSAH M
SANCHEZ-MIGALLON	22 (56') 23
	22 (56') 24 HANSEN M
	22 (58') 25 MENSAH M
SARMIENTO MELIAN D	23 (59') 25
	23 (59') 26 HANSEN J
	23 (60') 27 HANSEN M

Legend:							
%	Efficiency	2Min	2-Minute Suspensions	6m	6-metre Shots	7m	7-metre Shots
9m	9-metre Shots	BC	Blue Cards	BT	Breakthroughs	D	Direct Red Card
EG	Empty Goal	FB	Fast Breaks	G/S	Goals/Shots	No.	Uniform Number
RC	Red Cards	S/S	Saves/Shots	Wing	Wing Shots	X	Red Card After 3rd 2-Minute Suspension
YC	Yellow Cards						



Match Team Statistics

チームの試合統計 / Statistiques du match par équipe

Match 36

ESP 23 - 27 DEN

(10 - 14) (13 - 13)

Referees: BRUNNER A / SALAH M (SUI)

ESP - Spain

Players		Shots									Offence		Defence		Punishments			TP		
No.	Name	G/S	%	6m	Wing	9m	7m	FB	BT	EG	AS	TO	ST	BS	YC	2Min	RC		BC	
1	PEREZ de VARGAS MORENO Gonzalo												1							54:49
3	GURBINDO MARTINEZ Eduardo											2								25:36
5	MAQUEDA PENO Jorge	0/3	0	0/2		0/1					1									14:12
6	FERNANDEZ PEREZ Angel	1/3	33		1/2	0/1														58:56
9	ENTRERRIOS RODRIGUEZ Raul	2/4	50			1/2		1/2			4	2								41:14
10	DUJSHEBAEV DOVICHEBAEVA Alex	5/10	50	2/2		1/6		2/2			2									26:39
11	SARMIENTO MELIAN Daniel	2/4	50	2/2		0/2					4	2					1			28:00
12	CORRALES RODAL Rodrigo																			0:17
14	SOLE SALA Ferran	0/1	0		0/1							1						1		14:52
17	FIGUERAS TREJO Adrian	5/8	63	5/8																23:04
27	GARCIA ROBLEDO Antonio	3/5	60	2/2		1/3						1						1		28:57
28	GOMEZ ABELLO Aleix	4/4	100		1/1		3/3													45:54
30	GUARDIOLA VILLAPLANA Gedeon	0/2	0					0/1		0/1				1				1		32:09
51	SANCHEZ-MIGALLON NARANJO Miguel	1/2	50	0/1						1/1			1							25:21
Bench/Team																			1	
Totals		23/46	50	11/17	2/4	3/15	3/3	0/1	3/4	1/2	11	8	2	1	1	4				

Goalkeepers		Total Shots		6m Shots		Wing Shots		9m Shots		7m Shots		Fast Breaks		Breakthroughs	
No.	Name	S/S	%	S/S	%	S/S	%	S/S	%	S/S	%	S/S	%	S/S	%
1	PEREZ de VARGAS MORENO Gonzalo	12/36	33	7/13	54	3/5	60	1/6	17	1/5	20	0/1	0	0/6	0
12	CORRALES RODAL Rodrigo	0/1	0							0/1	0				
EG		2													
Totals		12/39	31	7/13	54	3/5	60	1/6	17	1/6	17	0/1	0	0/6	0

Team Shots	Goals	Saves	Missed	Post	Blocked	Total	%
6m Shots	11	4	1	1		17	65
Wing Shots	2	2				4	50
9m Shots	3	4	2	1	5	15	20
7m Shots	3				N/A	3	100
Fast Breaks		1				1	0
Breakthroughs	3	1				4	75
Empty Goal	1	N/A			1	2	50
Totals	23	12	3	2	6	46	50

Number of Attacks: 51, Scoring Efficiency: 45%



Match Team Statistics

チームの試合統計 / Statistiques du match par équipe

Match 36

ESP 23 - 27 DEN
(10 - 14) (13 - 13)

Referees: BRUNNER A / SALAH M (SUI)

ESP - Spain

Shots Distribution

Players

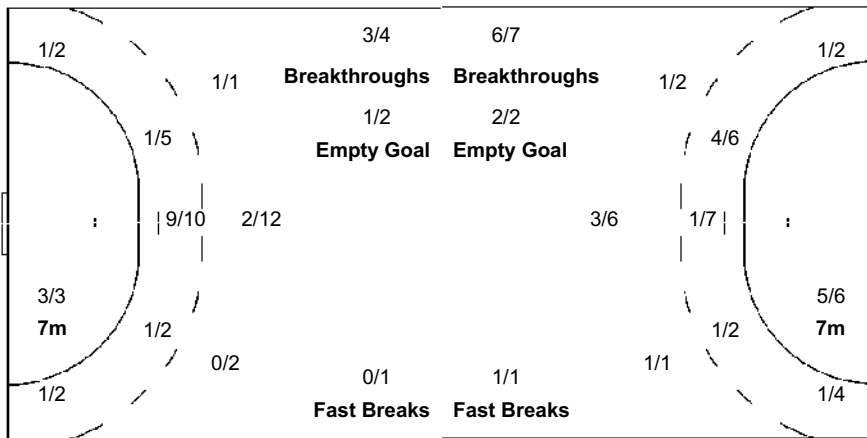
Goals / Shots

1 PEREZ de VARGAS M.	3 GURBINDO MARTINEZ	5 MAQUEDA PENO J	6 FERNANDEZ PEREZ A	9 ENTRERRIOS RODRIG.	10 DUJSHEBAEV DOVICH.	11 SARMIENTO MELIAN D
0/1	0/1	0/1	0/1	0/1	0/1	1/1
0/1	0/1	0/1	0/1	2/2	2/3	1/1
				1-Blocked	1-Blocked	2-Blocked 1-Missed 1-Post
12 CORRALES RODAL R	14 SOLE SALA F	17 FIGUERAS TREJO A	27 GARCIA ROBLEDO A	28 GOMEZ ABELLO A	30 GUARDIOLA VILLAPL.	51 SANCHEZ-MIGALLON .
0/1	0/1	1/1	0/1	2/2	0/1	0/1
0/1	0/1	2/2	1/1	1/1	0/1	1/1
		1-Missed	1-Missed	1-Blocked	1-Blocked	1-Post

Team Goals / Shots

2/3	1/2	4/5
0/1	0/2	2/3
7/11	3/3	4/5
3-Missed	2-Post	6-Blocked

Offence



Defence

Goalkeepers Saves / Shots

3/6	2/3	0/5
2/3	1/1	3/5
1/11	0/3	0/2

1 PEREZ de VARGAS M.

3/6	2/3	0/5
2/3	1/1	3/4
1/10	0/2	0/2

12 CORRALES RODAL R

0/1		



Match Team Statistics

チームの試合統計 / Statistiques du match par équipe

Match 36

ESP 23 - 27 DEN

(10 - 14) (13 - 13)

Referees: BRUNNER A / SALAH M (SUI)

DEN - Denmark

Players		Shots									Offence		Defence		Punishments			TP	
No.	Name	G/S	%	6m	Wing	9m	7m	FB	BT	EG	AS	TO	ST	BS	YC	2Min	RC		BC
1	LANDIN Niklas											1							53:03
4	LANDIN Magnus	1/2	50		1/2						1								56:36
15	SAUGSTRUP Magnus	0/3	0	0/3										2		1			39:02
17	SVAN Lasse	1/4	25		0/3			1/1			1								48:13
20	MOELLER Kevin																		0:38
21	MOELGAARD Henrik											1	1	2		1			34:09
22	MENSAH Mads	4/5	80	1/2		3/3					1	1							33:12
23	TOFT HANSEN Henrik	2/5	40	2/5										1					28:14
24	HANSEN Mikkel	12/16	75	1/2		2/4	5/6		2/2	2/2	3		1						45:38
25	OLSEN Morten																		
26	HANSEN Johan	1/1	100		1/1														10:44
28	ANDERSSON Lasse	0/2	0			0/2							1	1	1				33:21
32	HOLM Jacob	1/3	33	0/1					1/2		1	1							7:20
33	GIDSEL Mathias	5/5	100	2/2					3/3		4	2							29:50
	Bench/Team																		
	Totals	27/46	59	6/15	2/6	5/9	5/6	1/1	6/7	2/2	11	7	3	6		2			

Goalkeepers		Total Shots		6m Shots		Wing Shots		9m Shots		7m Shots		Fast Breaks		Breakthroughs	
No.	Name	S/S	%	S/S	%	S/S	%	S/S	%	S/S	%	S/S	%	S/S	%
1	LANDIN Niklas	12/32	38	4/15	27	2/4	50	4/7	57	0/1	0	1/1	100	1/4	25
20	MOELLER Kevin	0/2	0							0/2	0				
	EG		1												
	Totals	12/35	34	4/15	27	2/4	50	4/7	57	0/3	0	1/1	100	1/4	25

Team Shots	Goals	Saves	Missed	Post	Blocked	Total	%
6m Shots	6	7	1	1		15	40
Wing Shots	2	3		1		6	33
9m Shots	5	1	1	1	1	9	56
7m Shots	5	1			N/A	6	83
Fast Breaks	1					1	100
Breakthroughs	6		1			7	86
Empty Goal	2	N/A				2	100
Totals	27	12	3	3	1	46	59

Number of Attacks: 52, Scoring Efficiency: 52%



Match Team Statistics

チームの試合統計 / Statistiques du match par équipe

Match 36

ESP 23 - 27 DEN
(10 - 14) (13 - 13)

Referees: BRUNNER A / SALAH M (SUI)

DEN - Denmark

Shots Distribution

Players

Goals / Shots

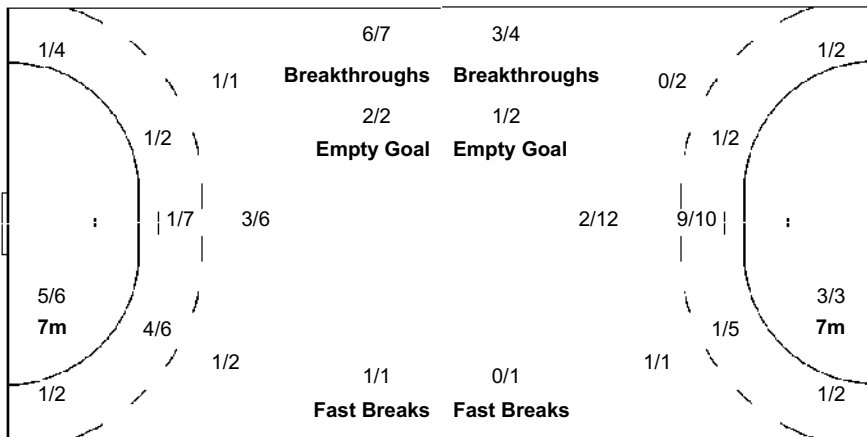
1 LANDIN N	4 LANDIN M	15 SAUGSTRUP M	17 SVAN L	20 MOELLER K	21 MOELLGAARD H	22 MENSAH M
	0/1		0/1 1/1			1/1 1/1
		0/1 0/1	0/1			0/1
	1/1					2/2
		1-Post	1-Post			

23 TOFT HANSEN H	24 HANSEN M	25 OLSEN M	26 HANSEN J	28 ANDERSSON L	32 HOLM J	33 GIDSEL M
1/1 0/1	1/3 3/3					1/1
	1/1 2/2			0/1		
	4/4 1/1		1/1		0/1 1/1	3/3 1/1
1-Missed	1-Missed 1-Blocked			1-Post	1-Missed	

Team Goals / Shots

3/6	1/3	5/5
1/3	0/1	2/5
10/11	3/3	2/2
3-Missed	3-Post	1-Blocked

Offence



Defence

Goalkeepers Saves / Shots

1/3	1/2	1/5
1/1	2/2	1/3
4/11	0/3	1/5

1 LANDIN N

1/3	1/2	1/4
1/1	2/2	1/2
4/11	0/2	1/5

20 MOELLER K

		0/1
		0/1

Legend:		
%	Efficiency	
AS	Assists	
EG	Empty Goal	
RC	Red Cards	
Wing	Wing Shots	
2Min	2-Minute Suspensions	
BC	Blue Cards	
FB	Fast Breaks	
S/S	Saves/Shots	
X	Red Card After 3rd 2-Minute Suspension	
6m	6 metre Shots	
BS	Blocked Shots	
G/S	Goals/Shots	
ST	Steals	
YC	Yellow Cards	
7m	7-metre Shots	
BT	Breakthroughs	
N/A	Not Applicable	
TO	Turnover	
9m	9-metre Shots	
D	Direct Red Card	
No.	Uniform Number	
TP	Time Played	



Empty Goal Analysis

無人ゴール 分析 / Analyses des attaques avec but vide

Match 36

ESP 23 - 27 DEN

(10 - 14) (13 - 13)

Referees: BRUNNER A / SALAH M (SUI)

ATTACKS DURING OWN EMPTY GOAL SITUATION

Players on Court	Attacks		Goals		Saves		Missed		Blocked		Post		Turnovers		Scoring Efficiency -		Goals Against	
	ESP	DEN	ESP	DEN	ESP	DEN	ESP	DEN	ESP	DEN	ESP	DEN	ESP	DEN	ESP	%DEN	ESP	DEN
7 Against 6	2	10	1	3		4	1			1		1		2	50	30	1	1
6 Against 6	5	3	3	1	1	1	1		1		1				60	33	1	
Others	1	1	1	1											100	100		
Total:	8	14	5	5	1	5	2		1	1		2		2	63	36	2	1

GOALS/ATTACKS DURING OWN EMPTY GOAL SITUATION - ANALYSIS OF OCCURRENCE (in 5 min intervals)

Players on Court	1st Half											
	0-5		5-10		10-15		15-20		20-25		25-30	
	ESP	DEN	ESP	DEN	ESP	DEN	ESP	DEN	ESP	DEN	ESP	DEN
7 Against 6				0/1			1/1					1/1
6 Against 6			0/1	0/1								0/1
Others			1/1									
Total:			1/2	0/2		1/1		0/1				1/2

Players on Court	2nd Half											
	30-35		35-40		40-45		45-50		50-55		55-60	
	ESP	DEN	ESP	DEN	ESP	DEN	ESP	DEN	ESP	DEN	ESP	DEN
7 Against 6					0/1	0/1		0/1		0/3		2/2
6 Against 6			3/3			1/2						
Others				1/1								
Total:			3/3	1/1	0/1	1/3		0/1		0/3		2/2

GOALS/ATTACKS DURING OWN EMPTY GOAL SITUATION - ANALYSIS BY DURATION

Team	<15 sec.	15-30 sec.	30-45 sec.	45-60 sec.	>60 sec.
ESP		1/2	2/2	1/2	1/2
DEN	1/1	2/6	1/5	1/2	

SUBSTITUTION SUMMARY

Players	ESP	DEN
Goalkeeper <-> Goalkeeper	2	3
Court Player <-> Goalkeeper	16	30
Court Player <-> Court Player	139	149
Total:	157	182



Match Report

試合レポート / Compte rendu du match

Team A										Team B																									
A										B																									
EGY - Egypt										ESP - Spain																									
played in					in the hall					on					at					Spectators		Match Number													
Tokyo					Yoyogi National Stadium					SAT 7 AUG 2021					17:00							37													
Half-time (30')		A		B		End of playing time		A		B		1st overtime		A		B		2nd overtime		A		B		After penalty throws		A		B							
		16		19				31		33																									
Number of 7m		A		Team time-out						Full name of players and officials										Team time-out						B		Number of 7m							
3/3				1		24:50		2		3										1		29:45		2		50:21		3		58:48		0/1			
No.	Team A						G	YC	2'	RC	BC	No.	Team B						G	YC	2'	RC	BC												
5	OMAR Yahia						6					1	PEREZ de VARGAS MORENO Gonzalo																						
15	MOHAMED Ahmed						1		1			3	GURBINDO MARTINEZ Eduardo																						
24	ELMASRY Ibrahim											5	MAQUEDA PENO Jorge																						
25	NAWAR Wisam											6	FERNANDEZ PEREZ Angel						2																
31	ELWAKIL Omar						3					9	ENTRERRIOS RODRIGUEZ Raul						4	1															
39	ELDERAA Yehia						2					10	DUJSHEBAEV DOVICHEBAEVA Alex						5																
42	KADDAH Hassan						4					11	SARMIENTO MELIAN Daniel						1																
45	ELDERAA Seif											12	CORRALES RODAL Rodrigo																						
66	ELAHMAR Ahmed						7					13	AGUINAGALDE AQUIZU Julen						2																
80	MESILHY Ahmed											17	FIGUERAS TREJO Adrian						3																
88	HENDAWY Karim											27	GARCIA ROBLEDO Antonio						6																
89	SHEBIB Mohamed						7					28	GOMEZ ABELLO Aleix						8																
91	SANAD Mohammad						1		1			30	GUARDIOLA VILLAPLANA Gedeon								3	X													
96	ELTAYAR Mohamed											51	SANCHEZ-MIGALLON NARANJO Miguel						2		1														

Off.A	ABUZEID Nouredin					Off.A	RIBERA ROMANS Jordi	1			
Off.B	PARRONDO Roberto					Off.B	MONTES AGUERA Cesar Jesus				
Off.C	MOSA Mohamed					Off.C	MUNOZ BENITO Juan Jose				
Off.D	LOSERT Venio					Off.D	LLORENTE RUIZ Francisco Daniel				
Off.E	CARTON LLORENTE Antonio					Off.E	RIVILLA GARCIA Jesus				

A	Signatures of responsables for the teams (Off.A)		B
Remarks of referees / IHF Official			

Referees	SCHULZE Robert (GER)	Signatures	TONNIES Tobias (GER)	Signatures
Technical Officials	TK: ADJEMIAN Teodoro (ARG)		SK: SOOS Balazs (HUN)	
IHF Official	NACHEVSKI Dragan (MKD)			

Note: Number of 7m scored/awarded to resp. B, goals (G), yellow cards (YC), red cards (RC), red card after 3rd 2' suspension (X), direct red card (D) and blue cards (BC).



Results

結果 / Résultats

EGY 31 - 33 ESP
(16 - 19) (15 - 14)

Match 37

Referees: SCHULZE R / TONNIES T (GER)

EGY - Egypt

Players		Shots									Punishments			
No.	Name	G/S	%	6m	Wing	9m	7m	FB	BT	EG	YC	2Min	RC	BC
5	OMAR Yahia	6/7	86	1/1		0/1		1/1	4/4					
15	MOHAMED Ahmed	1/5	20	1/1		0/3			0/1			1		
24	ELMASRY Ibrahim	0/1	0	0/1										
25	NAWAR Wisam													
31	ELWAKIL Omar	3/3	100		3/3									
39	ELDERAA Yehia	2/4	50	1/2					1/2					
42	KADDAH Hassan	4/6	67			4/5			0/1					
45	ELDERAA Seif													
66	ELAHMAR Ahmed	7/9	78		1/2	0/1	3/3		3/3					
80	MESILHY Ahmed													
88	HENDAWY Karim													
89	SHEBIB Mohamed	7/8	88	7/8										
91	SANAD Mohammad	1/3	33		1/3							1		
96	ELTAYAR Mohamed													
Bench/Team														
Totals		31/46	67	10/13	5/8	4/10	3/3	1/1	8/11			2		

Goalkeepers		Saves								
No.	Name	S/S	%	6m	Wing	9m	7m	FB	BT	EG
88	HENDAWY Karim	7/21	33	1/5	1/1	3/8	1/1	0/2	1/4	
96	ELTAYAR Mohamed	4/20	20	1/9	0/3	2/3		1/5		
EG		3								
Totals		11/44	25	2/14	1/4	5/11	1/1	1/7	1/4	

ESP - Spain

Players		Shots									Punishments			
No.	Name	G/S	%	6m	Wing	9m	7m	FB	BT	EG	YC	2Min	RC	BC
1	PEREZ de VARGAS MORENO Gonzalo	0/1	0							0/1				
3	GURBINDO MARTINEZ Eduardo	0/1	0	0/1										
5	MAQUEDA PENO Jorge													
6	FERNANDEZ PEREZ Angel	2/2	100	1/1				1/1						
9	ENTRERRIOS RODRIGUEZ Raul	4/8	50	3/3	0/1	1/2		0/1	0/1		1			
10	DUJSHEBAEV DOVICHEBAEVA Alex	5/8	63	1/1		3/6			1/1					
11	SARMIENTO MELIAN Daniel	1/2	50	1/1		0/1								
12	CORRALES RODAL Rodrigo													
13	AGUINAGALDE AQUIZU Julien	2/2	100	2/2										
17	FIGUERAS TREJO Adrian	3/4	75	2/3				1/1						
27	GARCIA ROBLEDO Antonio	6/7	86	1/1	1/1	2/3			2/2					
28	GOMEZ ABELLO Aleix	8/9	89	1/1	2/2		0/1	4/4		1/1				
30	GUARDIOLA VILLAPLANA Gedeon											3	X	
51	SANCHEZ-MIGALLON NARANJO Miquel	2/2	100							2/2		1		
Bench/Team											1			
Totals		33/46	72	12/14	3/4	6/12	0/1	6/7	3/4	3/4	2	4	1	

Goalkeepers		Saves								
No.	Name	S/S	%	6m	Wing	9m	7m	FB	BT	EG
1	PEREZ de VARGAS MORENO Gonzalo	9/39	23	2/12	2/7	4/8	0/2	0/1	1/9	
12	CORRALES RODAL Rodrigo	0/1	0				0/1			
Totals		9/40	23	2/12	2/7	4/8	0/3	0/1	1/9	

RUNNING SCORE

EGY - ESP	
1st Half	
ELAHMAR A	0 (1') 1 SARMIENTO MELIAN D
ELAHMAR A	1 (3') 1 GOMEZ ABELLO A
SHEBIB M	2 (5') 2
SHEBIB M	3 (7') 2
ELAHMAR A	4 (8') 2
ELAHMAR A	4 (8') 3 AGUINAGALDE AQUIZU
MOHAMED A	5 (9') 3
MOHAMED A	5 (10') 4 GOMEZ ABELLO A
MOHAMED A	5 (11') 5 FERNANDEZ PEREZ A
MOHAMED A	5 (12') 6 ENTRERRIOS RODRIG.
ELAHMAR A	6 (14') 6
ELAHMAR A	6 (15') 7 FERNANDEZ PEREZ A
ELAHMAR A	7 (15') 7
ELAHMAR A	7 (16') 8 AGUINAGALDE AQUIZU
OMAR Y	8 (16') 8
OMAR Y	8 (17') 9 GARCIA ROBLEDO A
SHEBIB M	9 (18') 9
SHEBIB M	9 (19') 10 FIGUERAS TREJO A
OMAR Y	10 (19') 10
OMAR Y	10 (20') 11 GARCIA ROBLEDO A
SANAD M	11 (20') 11
SANAD M	11 (21') 12 GOMEZ ABELLO A
KADDAH H	12 (21') 12
KADDAH H	12 (22') 13 FIGUERAS TREJO A
KADDAH H	12 (23') 14 GOMEZ ABELLO A
KADDAH H	13 (23') 14
KADDAH H	13 (23') 15 GARCIA ROBLEDO A
ELAHMAR A	14 (24') 15
ELAHMAR A	14 (25') 16 GOMEZ ABELLO A
ELAHMAR A	14 (26') 17 GOMEZ ABELLO A
OMAR Y	15 (27') 17
OMAR Y	15 (27') 18 SANCHEZ-MIGALLON.
ELAHMAR A	16 (29') 18
ELAHMAR A	16 (29') 19 DUJSHEBAEV DOVICH.
2nd Half	
SHEBIB M	17 (31') 19
SHEBIB M	17 (33') 20 ENTRERRIOS RODRIG.
ELWAKIL O	18 (33') 20
OMAR Y	19 (34') 20
OMAR Y	19 (36') 21 GOMEZ ABELLO A
ELAHMAR A	20 (36') 21
ELDERAA Y	21 (37') 21
ELDERAA Y	21 (38') 22 DUJSHEBAEV DOVICH.
ELDERAA Y	21 (39') 23 GOMEZ ABELLO A
SHEBIB M	22 (40') 23
SHEBIB M	23 (42') 23
SHEBIB M	23 (44') 24 GARCIA ROBLEDO A
ELDERAA Y	24 (45') 24
ELDERAA Y	24 (46') 25 GARCIA ROBLEDO A
OMAR Y	25 (46') 25
OMAR Y	25 (47') 26 FIGUERAS TREJO A
KADDAH H	26 (48') 26
KADDAH H	26 (49') 27 SANCHEZ-MIGALLON.
KADDAH H	27 (49') 27
KADDAH H	27 (54') 28 GARCIA ROBLEDO A
ELWAKIL O	28 (55') 28
ELWAKIL O	28 (55') 29 DUJSHEBAEV DOVICH.
ELWAKIL O	28 (57') 30 ENTRERRIOS RODRIG.
ELWAKIL O	29 (58') 30
ELWAKIL O	29 (58') 31 DUJSHEBAEV DOVICH.
OMAR Y	30 (59') 31
OMAR Y	30 (59') 32 DUJSHEBAEV DOVICH.
SHEBIB M	31 (60') 32
SHEBIB M	31 (60') 33 ENTRERRIOS RODRIG.



Yoyogi National Stadium
 国立代々木競技場
 Stade national de Yoyogi

SAT 7 AUG 2021
 Start Time: 17:00

Handball
 ハンドボール / Handball

Men
 男子 / Hommes

Bronze Medal Match
 3位決定戦 / Match pour la médaille de bronze



Results
 結果 / Résultats

Match 37

Legend:							
%	Efficiency	2Min	2-Minute Suspensions	6m	6-metre Shots	7m	7-metre Shots
9m	9-metre Shots	BC	Blue Cards	BT	Breakthroughs	D	Direct Red Card
EG	Empty Goal	FB	Fast Breaks	G/S	Goals/Shots	No.	Uniform Number
RC	Red Cards	S/S	Saves/Shots	Wing	Wing Shots	X	Red Card After 3rd 2-Minute Suspension
YC	Yellow Cards						



Match Team Statistics

チームの試合統計 / Statistiques du match par équipe

Match 37

EGY 31 - 33 ESP
(16 - 19) (15 - 14)

Referees: SCHULZE R / TONNIES T (GER)

EGY - Egypt

Players		Shots									Offence		Defence		Punishments			TP	
No.	Name	G/S	%	6m	Wing	9m	7m	FB	BT	EG	AS	TO	ST	BS	YC	2Min	RC		BC
5	OMAR Yahia	6/7	86	1/1		0/1		1/1	4/4		4	2	1						38:34
15	MOHAMED Ahmed	1/5	20	1/1		0/3			0/1		7		2	1		1			58:48
24	ELMASRY Ibrahim	0/1	0	0/1															31:44
25	NAWAR Wisam																		
31	ELWAKIL Omar	3/3	100		3/3														38:30
39	ELDERAA Yehia	2/4	50	1/2					1/2		5	2							49:13
42	KADDAH Hassan	4/6	67			4/5			0/1		1								12:01
45	ELDERAA Seif																		17:26
66	ELAHMAR Ahmed	7/9	78		1/2	0/1	3/3		3/3			2							26:17
80	MESILHY Ahmed																		2:39
88	HENDAWY Karim																		31:28
89	SHEBIB Mohamed	7/8	88	7/8															36:24
91	SANAD Mohammad	1/3	33		1/3													1	52:54
96	ELTAYAR Mohamed																		24:02
Bench/Team																			
Totals		31/46	67	10/13	5/8	4/10	3/3	1/1	8/11		17	6	3	1		2			

Goalkeepers		Total Shots		6m Shots		Wing Shots		9m Shots		7m Shots		Fast Breaks		Breakthroughs	
No.	Name	S/S	%	S/S	%	S/S	%	S/S	%	S/S	%	S/S	%	S/S	%
88	HENDAWY Karim	7/21	33	1/5	20	1/1	100	3/8	38	1/1	100	0/2	0	1/4	25
96	ELTAYAR Mohamed	4/20	20	1/9	11	0/3	0	2/3	67			1/5	20		
EG		3													
Totals		11/44	25	2/14	14	1/4	25	5/11	45	1/1	100	1/7	14	1/4	25

Team Shots	Goals	Saves	Missed	Post	Blocked	Total	%
6m Shots	10	2	1			13	77
Wing Shots	5	2	1			8	63
9m Shots	4	4	1	1		10	40
7m Shots	3				N/A	3	100
Fast Breaks	1					1	100
Breakthroughs	8	1	1	1		11	73
Empty Goal		N/A					
Totals	31	9	4	2		46	67

Number of Attacks: 51, Scoring Efficiency: 61%



Match Team Statistics

チームの試合統計 / Statistiques du match par équipe

Match 37

EGY 31 - 33 ESP
(16 - 19) (15 - 14)

Referees: SCHULZE R / TONNIES T (GER)

EGY - Egypt

Shots Distribution

Players

Goals / Shots


5 OMAR Y	15 MOHAMED A	24 ELMASRY I	25 NAWAR W	31 ELWAKIL O	39 ELDERAA Y	42 KADDAH H
2/2	1/1				1/1	1/1
3/3	0/1			1/1	0/1	0/1
1/2		0/1		1/1	1/1	0/1
2-Missed 1-Post					1-Missed	1-Post

45 ELDERAA S	66 ELAHMAR A	80 MESILHY A	88 HENDAWY K	89 SHEBIB M	91 SANAD M	96 ELTAYAR M
	3/3			2/2		
	2/2	0/1		2/3	0/1	
	2/2	0/1		3/3	1/1	
					1-Missed	

Team Goals / Shots

2/2		7/7
5/6		2/5
12/12	0/1	3/7
4-Missed 2-Post		

Offence



Goalkeepers Saves / Shots

1/3	2/3	1/4
2/4	0/2	0/4
2/11	1/3	2/10

88 HENDAWY K

1/2	2/2	0/1
1/2		0/3
1/5	1/2	1/4

96 ELTAYAR M

0/1	0/1	1/3
1/2		0/1
1/6		1/6



Match Team Statistics

チームの試合統計 / Statistiques du match par équipe

Match 37

EGY 31 - 33 ESP
(16 - 19) (15 - 14)

Referees: SCHULZE R / TONNIES T (GER)

ESP - Spain

Players		Shots									Offence		Defence		Punishments			TP	
No.	Name	G/S	%	6m	Wing	9m	7m	FB	BT	EG	AS	TO	ST	BS	YC	2Min	RC		BC
1	PEREZ de VARGAS MORENO Gonzalo	0/1	0							0/1	1								55:44
3	GURBINDO MARTINEZ Eduardo	0/1	0	0/1							3								51:47
5	MAQUEDA PENO Jorge																		
6	FERNANDEZ PEREZ Angel	2/2	100	1/1				1/1											57:56
9	ENTRERRIOS RODRIGUEZ Raul	4/8	50	3/3	0/1	1/2		0/1	0/1		2				1				40:25
10	DUJSHEBAEV DOVICHEBAEVA Alex	5/8	63	1/1		3/6			1/1		6	2							24:12
11	SARMIENTO MELIAN Daniel	1/2	50	1/1		0/1					1	2							7:56
12	CORRALES RODAL Rodrigo																		0:13
13	AGUINAGALDE AQUIZU Julen	2/2	100	2/2															7:07
17	FIGUERAS TREJO Adrian	3/4	75	2/3				1/1				2							20:22
27	GARCIA ROBLEDO Antonio	6/7	86	1/1	1/1	2/3			2/2		2	1							26:02
28	GOMEZ ABELLO Aleix	8/9	89	1/1	2/2		0/1	4/4		1/1	1		2						60:00
30	GUARDIOLA VILLAPLANA Gedeon										1	1	1			3	X		37:05
51	SANCHEZ-MIGALLON NARANJO Miguel	2/2	100							2/2			1			1			31:11
Bench/Team															1				
Totals		33/46	72	12/14	3/4	6/12	0/1	6/7	3/4	3/4	17	8	4		2	4	1		

Goalkeepers		Total Shots		6m Shots		Wing Shots		9m Shots		7m Shots		Fast Breaks		Breakthroughs	
No.	Name	S/S	%	S/S	%	S/S	%	S/S	%	S/S	%	S/S	%	S/S	%
1	PEREZ de VARGAS MORENO Gonzalo	9/39	23	2/12	17	2/7	29	4/8	50	0/2	0	0/1	0	1/9	11
12	CORRALES RODAL Rodrigo	0/1	0							0/1	0				
Totals		9/40	23	2/12	17	2/7	29	4/8	50	0/3	0	0/1	0	1/9	11

Team Shots	Goals	Saves	Missed	Post	Blocked	Total	%
6m Shots	12	2				14	86
Wing Shots	3	1				4	75
9m Shots	6	5			1	12	50
7m Shots		1			N/A	1	0
Fast Breaks	6	1				7	86
Breakthroughs	3	1				4	75
Empty Goal	3	N/A	1			4	75
Totals	33	11	1		1	46	72

Number of Attacks: 52, Scoring Efficiency: 63%



Match Team Statistics

チームの試合統計 / Statistiques du match par équipe

Match 37

EGY 31 - 33 ESP
 (16 - 19) (15 - 14)

Referees: SCHULZE R / TONNIES T (GER)

ESP - Spain

Shots Distribution

Players

Goals / Shots

1 PEREZ de VARGAS M.	3 GURBINDO MARTINEZ	5 MAQUEDA PENO J	6 FERNANDEZ PEREZ A	9 ENTRERRIOS RODRIG.	10 DUJSHEBAEV DOVICH.	11 SARMIENTO MELIAN D
	0/1			1/2 1/2		0/1
			1/1	0/1	3/3	
			1/1	2/3	2/3 0/1	1/1

1-Missed 1-Blocked

12 CORRALES RODAL R	13 AGUINALDE AQUIZU	17 FIGUERAS TREJO A	27 GARCIA ROBLEDO A	28 GOMEZ ABELLO A	30 GUARDIOLA VILLAPL.	51 SANCHEZ-MIGALLON .
		1/1	1/1	1/2		
			1/1	1/1 1/1 1/1		1/1
	2/2	0/1 2/2	2/2 2/3	1/1 1/1 2/2		1/1

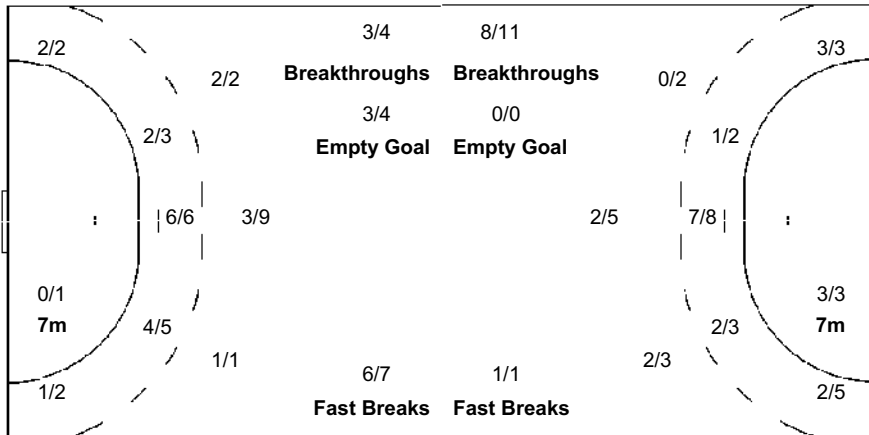
Team
Goals / Shots

2/3	1/3	3/4
2/4	2/2	4/4
9/11	2/3	8/10

1-Missed 1-Blocked

Offence

Defence



Goalkeepers
Saves / Shots

0/2		0/7
1/6		3/5
0/12	1/1	4/7

1 PEREZ de VARGAS M.

0/2		0/7
1/6		3/5
0/11	1/1	4/7

12 CORRALES RODAL R

0/1		

Legend:			
%	Efficiency	2Min	2-Minute Suspensions
AS	Assists	BC	Blue Cards
EG	Empty Goal	FB	Fast Breaks
RC	Red Cards	S/S	Saves/Shots
Wing	Wing Shots	X	Red Card After 3rd 2-Minute Suspension
6m	6 metre Shots	BS	Blocked Shots
G/S	Goals/Shots	ST	Steals
7m	7-metre Shots	YC	Yellow Cards
BT	Breakthroughs		
N/A	Not Applicable		
TO	Turnover		
9m	9-metre Shots		
D	Direct Red Card		
No.	Uniform Number		
TP	Time Played		



Empty Goal Analysis

無人ゴール 分析 / Analyses des attaques avec but vide

Match 37

EGY 31 - 33 ESP

(16 - 19) (15 - 14)

Referees: SCHULZE R / TONNIES T (GER)

ATTACKS DURING OWN EMPTY GOAL SITUATION

Players on Court	Attacks		Goals		Saves		Missed		Blocked		Post		Turnovers		Scoring Efficiency -		Goals Against	
	EGY	ESP	EGY	ESP	EGY	ESP	EGY	ESP	EGY	ESP	EGY	ESP	EGY	ESP	EGY %	ESP %	EGY	ESP
7 Against 6	5	2	3	0	1	1							1	1	60	0	1	
6 Against 6	3	6	1	6							1		1		33	100	2	
Others																		
Total:	8	8	4	6	1	1					1		2	1	50	75	3	

GOALS/ATTACKS DURING OWN EMPTY GOAL SITUATION - ANALYSIS OF OCCURRENCE (in 5 min intervals)

Players on Court	1st Half											
	0-5		5-10		10-15		15-20		20-25		25-30	
	EGY	ESP	EGY	ESP	EGY	ESP	EGY	ESP	EGY	ESP	EGY	ESP
7 Against 6												0/1
6 Against 6							2/2				1/3	1/1
Others												
Total:							2/2				1/3	1/2

Players on Court	2nd Half											
	30-35		35-40		40-45		45-50		50-55		55-60	
	EGY	ESP	EGY	ESP	EGY	ESP	EGY	ESP	EGY	ESP	EGY	ESP
7 Against 6			0/1		0/1		2/2	0/1	1/1			
6 Against 6							1/1					2/2
Others												
Total:			0/1		0/1		2/2	1/2	1/1			2/2

GOALS/ATTACKS DURING OWN EMPTY GOAL SITUATION - ANALYSIS BY DURATION

Team	<15 sec.	15-30 sec.	30-45 sec.	45-60 sec.	>60 sec.
EGY	1/2	1/3	2/3		
ESP		2/4	3/3		1/1

SUBSTITUTION SUMMARY

Players	EGY	ESP
Goalkeeper <-> Goalkeeper	0	2
Court Player <-> Goalkeeper	18	16
Court Player <-> Court Player	97	118
Total:	115	136



Match Report

試合レポート / Compte rendu du match

Team A										Team B											
A										B											
FRA - France										DEN - Denmark											
played in										on										Match Number	
Tokyo										Yoyogi National Stadium										38	
SAT 7 AUG 2021										21:00											
Half-time (30')		A	B	End of playing time		A	B	1st overtime		A	B	2nd overtime		A	B	After penalty throws		A	B		
		14	10			25	23														
Number of 7m		A	Team time-out			Full name of players and officials										Team time-out			B	Number of 7m	
		1/3	1	2	3											1	2	3	5/6		
			20:49	49:00												14:09	42:52	58:06			
No.	Team A					G	YC	2'	RC	BC	No.	Team B					G	YC	2'	RC	BC
5	REMILI Nedim					5					1	LANDIN Niklas									
7	LAGARDE Romain					1					4	LANDIN Magnus					2				
10	MEM Dika					3		1			15	SAUGSTRUP Magnus					2				
11	TOURNAT Nicolas							1			17	SVAN Lasse									
12	GERARD Vincent										20	MOELLER Kevin									
13	KARABATIC Nikola					2		1			21	MOELLGAARD Henrik							1		
14	MAHE Kentin					2					22	MENSAH Mads					1				
16	GENTY Yann										23	TOFT HANSEN Henrik					2				
19	ABALO Luc					2		1			24	HANSEN Mikkel					9				
21	GUIGOU Michael					1					25	OLSEN Morten					1				
22	KARABATIC Luka					2					26	HANSEN Johan									
23	FABREGAS Ludovic					2					28	ANDERSSON Lasse									
25	DESCAT Hugo					3					32	HOLM Jacob									
28	PORTE Valentin					2					33	GIDSEL Mathias					6	1			

Off.A	GILLE Guillaume					Off.A	JOHANNSEN Kai				
Off.B	MATHE Erick					Off.B	JACOBSEN Nikolaj				
Off.C	SEBASTIEN Pierre					Off.C	KRONBORG Henrik				
Off.D	MABIRE Jean-Christophe					Off.D	GREVE Anja				
Off.F	MAURELLI Olivier					Off.E	BRUUN Michael				

A	Signatures of responsables for the teams (Off.A)										B
Remarks of referees / IHF Official											

Referees	Signatures		Signatures	
	NIKOLOV Slave (MKD)		NACHEVSKI Gjorgji (MKD)	
Technical Officials	Signatures		Signatures	
	TK: RATZ Felix (SUI)		SK: POSAVEC Josip (CRO)	
IHF Official	Signatures		Signatures	
	SOEDAL Per Morten (NOR)			

Note: Number of 7m scored/awarded to resp. B, goals (G), yellow cards (YC), red cards (RC), red card after 3rd 2' suspension (X), direct red card (D) and blue cards (BC).



Results

結果 / Résultats

FRA 25 - 23 DEN

(14 - 10) (11 - 13)

Match 38

Referees: NIKOLOV S / NACHEVSKI G (MKD)

FRA - France

Players		Shots									Punishments			
No.	Name	G/S	%	6m	Wing	9m	7m	FB	BT	EG	YC	2Min	RC	BC
5	REMILI Nedim	5/8	63	5/5		0/3								
7	LAGARDE Romain	1/1	100			1/1								
10	MEM Dika	3/8	38			2/6			1/2			1		
11	TOURNAT Nicolas											1		
12	GERARD Vincent													
13	KARABATIC Nikola	2/6	33	1/2		0/3			1/1			1		
14	MAHE Kentin	2/6	33	0/2		2/4								
16	GENTY Yann													
19	ABALO Luc	2/3	67	1/2				1/1				1		
21	GUIGOU Michael	1/2	50				0/1	1/1						
22	KARABATIC Luka	2/3	67	2/3										
23	FABREGAS Ludovic	2/4	50	1/3						1/1				
25	DESCAT Hugo	3/7	43		2/5		1/2							
28	PORTE Valentin	2/2	100		1/1				1/1					
Bench/Team														
Totals		25/50	50	10/17	3/6	5/17	1/3	2/2	3/4	1/1		4		

Goalkeepers		Saves							
No.	Name	S/S	%	6m	Wing	9m	7m	FB	BT
12	GERARD Vincent	10/31	32	2/9	2/4	6/9	0/3	0/1	0/5
16	GENTY Yann	1/3	33				1/3		
Totals		11/34	32	2/9	2/4	6/9	1/6	0/1	0/5

DEN - Denmark

Players		Shots									Punishments			
No.	Name	G/S	%	6m	Wing	9m	7m	FB	BT	EG	YC	2Min	RC	BC
1	LANDIN Niklas													
4	LANDIN Magnus	2/3	67		2/3									
15	SAUGSTRUP Magnus	2/2	100	2/2										
17	SVAN Lasse	0/1	0					0/1						
20	MOELLER Kevin													
21	MOELLGAARD Henrik													
22	MENSAH Mads	1/4	25	1/1		0/3						1		
23	TOFT HANSEN Henrik	2/2	100	2/2										
24	HANSEN Mikkel	9/16	56	0/1	0/1	2/6	5/6	1/1	1/1					
25	OLSEN Morten	1/2	50			0/1			1/1					
26	HANSEN Johan													
28	ANDERSSON Lasse	0/1	0			0/1								
32	HOLM Jacob	0/1	0	0/1										
33	GIDSEL Mathias	6/7	86	2/2		1/2			3/3		1			
Bench/Team														
Totals		23/39	59	7/9	2/4	3/13	5/6	1/2	5/5		1	1		

Goalkeepers		Saves							
No.	Name	S/S	%	6m	Wing	9m	7m	FB	BT
1	LANDIN Niklas	14/38	37	5/15	2/5	4/9	2/3	0/2	1/4
20	MOELLER Kevin								
EG		1							
Totals		14/39	36	5/15	2/5	4/9	2/3	0/2	1/4

RUNNING SCORE

FRA - DEN	
1st Half	
KARABATIC N	0 (1') 1 HANSEN M
MEM D	1 (2') 1
	2 (3') 1 HANSEN M
	2 (3') 2 HANSEN M
	2 (4') 3 SAUGSTRUP M
DESCAT H	3 (5') 3
	3 (6') 4 SAUGSTRUP M
FABREGAS L	4 (10') 4
MEM D	5 (14') 4
REMILI N	6 (14') 4
	6 (15') 5 GIDSEL M
ABALO L	7 (17') 5
	7 (18') 6 HANSEN M
KARABATIC L	8 (19') 6
GUIGOU M	9 (19') 6
	9 (20') 7 HANSEN M
	9 (23') 8 GIDSEL M
ABALO L	10 (26') 8
MAHE K	11 (27') 8
LAGARDE R	12 (28') 8
	12 (29') 9 TOFT HANSEN H
MEM D	13 (30') 9
	13 (30') 10 HANSEN M
MAHE K	14 (30') 10
2nd Half	
PORTE V	15 (31') 10
REMILI N	16 (33') 10
	16 (33') 11 GIDSEL M
KARABATIC L	17 (33') 11
	17 (34') 12 GIDSEL M
PORTE V	18 (36') 12
	18 (36') 13 HANSEN M
	18 (37') 14 LANDIN M
REMILI N	19 (38') 14
	19 (39') 15 TOFT HANSEN H
REMILI N	20 (39') 15
	20 (40') 16 MENSAH M
KARABATIC N	21 (42') 16
	21 (45') 17 HANSEN M
	21 (46') 18 HANSEN M
DESCAT H	22 (46') 18
	22 (47') 19 HANSEN M
	22 (48') 20 LANDIN M
	22 (49') 21 GIDSEL M
REMILI N	23 (53') 21
	23 (56') 22 GIDSEL M
DESCAT H	24 (57') 22
	24 (59') 23 OLSEN M
FABREGAS L	25 (60') 23

Legend:							
%	Efficiency	2Min	2-Minute Suspensions	6m	6-metre Shots	7m	7-metre Shots
9m	9-metre Shots	BC	Blue Cards	BT	Breakthroughs	D	Direct Red Card
EG	Empty Goal	FB	Fast Breaks	G/S	Goals/Shots	No.	Uniform Number
RC	Red Cards	S/S	Saves/Shots	Wing	Wing Shots	X	Red Card After 3rd 2-Minute Suspension
YC	Yellow Cards						



Match Team Statistics

チームの試合統計 / Statistiques du match par équipe

Match 38

FRA 25 - 23 DEN

(14 - 10) (11 - 13)

Referees: NIKOLOV S / NACHEVSKI G (MKD)

FRA - France

Players		Shots									Offence		Defence		Punishments			TP	
No.	Name	G/S	%	6m	Wing	9m	7m	FB	BT	EG	AS	TO	ST	BS	YC	2Min	RC		BC
5	REMILI Nedim	5/8	63	5/5		0/3					4	1							41:46
7	LAGARDE Romain	1/1	100			1/1					3								18:37
10	MEM Dika	3/8	38			2/6			1/2			1				1			40:05
11	TOURNAT Nicolas															1			9:24
12	GERARD Vincent																		55:47
13	KARABATIC Nikola	2/6	33	1/2		0/3			1/1		2	2	1			1			42:26
14	MAHE Kentin	2/6	33	0/2		2/4													13:16
16	GENTY Yann																		0:55
19	ABALO Luc	2/3	67	1/2				1/1					1				1		51:29
21	GUIGOU Michael	1/2	50				0/1	1/1											30:07
22	KARABATIC Luka	2/3	67	2/3							1			2					38:28
23	FABREGAS Ludovic	2/4	50	1/3						1/1		1	2	1					43:38
25	DESCAT Hugo	3/7	43		2/5		1/2												26:53
28	PORTE Valentin	2/2	100		1/1				1/1										7:09
Bench/Team												1							
Totals		25/50	50	10/17	3/6	5/17	1/3	2/2	3/4	1/1	10	6	4	3		4			

Goalkeepers		Total Shots		6m Shots		Wing Shots		9m Shots		7m Shots		Fast Breaks		Breakthroughs	
No.	Name	S/S	%	S/S	%	S/S	%	S/S	%	S/S	%	S/S	%	S/S	%
12	GERARD Vincent	10/31	32	2/9	22	2/4	50	6/9	67	0/3	0	0/1	0	0/5	0
16	GENTY Yann	1/3	33							1/3	33				
Totals		11/34	32	2/9	22	2/4	50	6/9	67	1/6	17	0/1	0	0/5	0

Team Shots	Goals	Saves	Missed	Post	Blocked	Total	%
6m Shots	10	5	1	1		17	59
Wing Shots	3	2		1		6	50
9m Shots	5	4		4	4	17	29
7m Shots	1	2			N/A	3	33
Fast Breaks	2					2	100
Breakthroughs	3	1				4	75
Empty Goal	1	N/A				1	100
Totals	25	14	1	6	4	50	50

Number of Attacks: 50, Scoring Efficiency: 50%



Match Team Statistics

チームの試合統計 / Statistiques du match par équipe

Match 38

FRA 25 - 23 DEN
(14 - 10) (11 - 13)

Referees: NIKOLOV S / NACHEVSKI G (MKD)

FRA - France

Shots Distribution

Players

Goals / Shots


5 REMILI N	7 LAGARDE R	10 MEM D	11 TOURNAT N	12 GERARD V	13 KARABATIC N	14 MAHE K
1/1		1/1			1/1	
1/1		0/2			0/3	0/1 0/1 1/1
1/1 1/1 1/1		2/2			1/1	1/1 0/1
1-Post 2-Blocked		3-Post			1-Blocked	1-Blocked

16 GENTY Y	19 ABALO L	21 GUIGOU M	22 KARABATIC L	23 FABREGAS L	25 DESCAT H	28 PORTE V
		0/1	1/1	0/1	2/2 0/2	1/1
	1/1 1/1	1/1	1/2	1/1 1/1	0/1 1/1	1/1
	1-Post			1-Missed	1-Post	

Team Goals / Shots

4/4	2/4	1/1
2/9	0/3	1/1
4/4	5/7	6/6
1-Missed	6-Post	4-Blocked

Offence



Defence

Goalkeepers Saves / Shots

1/1	1/1	0/3
3/5	1/1	3/3
2/10	0/5	0/5

12 GERARD V

1/1	1/1	0/3
3/5	1/1	2/2
2/9	0/5	0/4

16 GENTY Y

		1/1
0/1		0/1



Match Team Statistics

チームの試合統計 / Statistiques du match par équipe

Match 38

FRA 25 - 23 DEN

(14 - 10) (11 - 13)

Referees: NIKOLOV S / NACHEVSKI G (MKD)

DEN - Denmark

Players		Shots									Offence		Defence		Punishments			TP	
No.	Name	G/S	%	6m	Wing	9m	7m	FB	BT	EG	AS	TO	ST	BS	YC	2Min	RC		BC
1	LANDIN Niklas										1								53:49
4	LANDIN Magnus	2/3	67		2/3						1	1							58:05
15	SAUGSTRUP Magnus	2/2	100	2/2									1	2					43:11
17	SVAN Lasse	0/1	0					0/1											30:00
20	MOELLER Kevin																		
21	MOELGAARD Henrik													1		1			32:23
22	MENSAH Mads	1/4	25	1/1		0/3						1	1	1					39:12
23	TOFT HANSEN Henrik	2/2	100	2/2								2							23:17
24	HANSEN Mikkel	9/16	56	0/1	0/1	2/6	5/6	1/1	1/1		3								48:10
25	OLSEN Morten	1/2	50			0/1			1/1										6:05
26	HANSEN Johan																		29:13
28	ANDERSSON Lasse	0/1	0			0/1						1							15:01
32	HOLM Jacob	0/1	0	0/1							1	3							6:10
33	GIDSEL Mathias	6/7	86	2/2		1/2			3/3		5	3			1				35:24
Bench/Team																			
Totals		23/39	59	7/9	2/4	3/13	5/6	1/2	5/5		11	11	2	4	1	1			

Goalkeepers		Total Shots		6m Shots		Wing Shots		9m Shots		7m Shots		Fast Breaks		Breakthroughs	
No.	Name	S/S	%	S/S	%	S/S	%	S/S	%	S/S	%	S/S	%	S/S	%
1	LANDIN Niklas	14/38	37	5/15	33	2/5	40	4/9	44	2/3	67	0/2	0	1/4	25
20	MOELLER Kevin														
EG		1													
Totals		14/39	36	5/15	33	2/5	40	4/9	44	2/3	67	0/2	0	1/4	25

Team Shots	Goals	Saves	Missed	Post	Blocked	Total	%
6m Shots	7	2				9	78
Wing Shots	2	2				4	50
9m Shots	3	6		1	3	13	23
7m Shots	5	1			N/A	6	83
Fast Breaks	1		1			2	50
Breakthroughs	5					5	100
Empty Goal		N/A					
Totals	23	11	1	1	3	39	59

Number of Attacks: 49, Scoring Efficiency: 47%



Match Team Statistics

チームの試合統計 / Statistiques du match par équipe

Match 38

FRA 25 - 23 DEN
(14 - 10) (11 - 13)

Referees: NIKOLOV S / NACHEVSKI G (MKD)

DEN - Denmark

Shots Distribution

Players

Goals / Shots

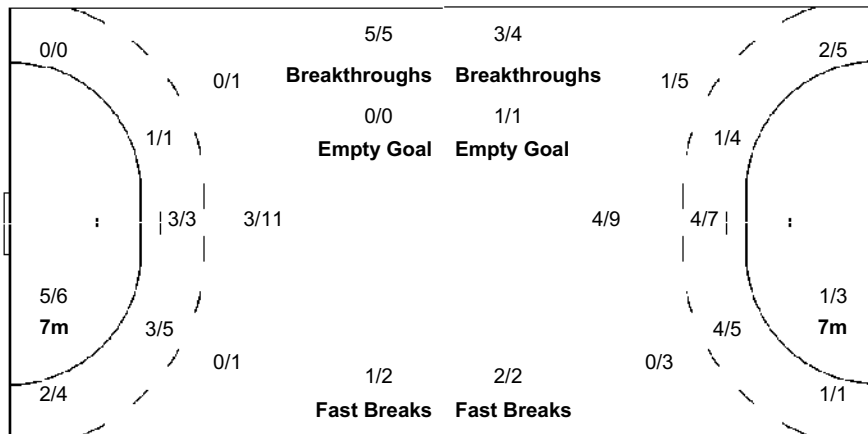
1 LANDIN N	4 LANDIN M	15 SAUGSTRUP M	17 SVAN L	20 MOELLER K	21 MOELLGAARD H	22 MENSAH M
	0/1 1/1					0/1 1/2 0/1
	1/1	2/2				
			1-Missed			
23 TOFT HANSEN H	24 HANSEN M	25 OLSEN M	26 HANSEN J	28 ANDERSSON L	32 HOLM J	33 GIDSEL M
1/1	0/1 0/3			0/1	0/1	1/1
1/1	4/4 1/1 3/3	1/1				1/2 3/3 1/1
	1-Post 2-Blocked	1-Blocked				

Team Goals / Shots

0/1	0/1	3/3
2/5	0/1	0/3
8/10	5/5	5/5
1-Missed	1-Post	3-Blocked

Offence

Defence



Goalkeepers Saves / Shots

0/4	2/4	0/1
7/9	3/3	0/1
0/4	2/7	0/6

1 LANDIN N

0/4	2/4	0/1
7/9	3/3	0/1
0/4	2/6	0/6

20 MOELLER K

Legend:	% Efficiency	2Min 2-Minute Suspensions	6m 6 metre Shots	7m 7-metre Shots	9m 9-metre Shots
AS Assists	BC Blue Cards	BS Blocked Shots	BT Breakthroughs	D Direct Red Card	No. Uniform Number
EG Empty Goal	FB Fast Breaks	G/S Goals/Shots	N/A Not Applicable	TO Turnover	TP Time Played
RC Red Cards	S/S Saves/Shots	ST Steals			
Wing Wing Shots	X Red Card After 3rd 2-Minute Suspension	YC Yellow Cards			



Empty Goal Analysis

無人ゴール 分析 / Analyses des attaques avec but vide

Match 38

FRA 25 - 23 DEN

(14 - 10) (11 - 13)

Referees: NIKOLOV S / NACHEVSKI G (MKD)

ATTACKS DURING OWN EMPTY GOAL SITUATION

Players on Court	Attacks		Goals		Saves		Missed		Blocked		Post		Turnovers		Scoring Efficiency -		Goals Against	
	FRA	DEN	FRA	DEN	FRA	DEN	FRA	DEN	FRA	DEN	FRA	DEN	FRA	DEN	FRA	%DEN	FRA	DEN
7 Against 6		9		3					3		1		2		33			1
6 Against 6	3	1	0	1	1	1					2				0	100		
Others																		
Total:	3	10	0	4	1	1			3		2	1		2	0	40		1

GOALS/ATTACKS DURING OWN EMPTY GOAL SITUATION - ANALYSIS OF OCCURRENCE (in 5 min intervals)

Players on Court	1st Half											
	0-5		5-10		10-15		15-20		20-25		25-30	
	FRA	DEN	FRA	DEN	FRA	DEN	FRA	DEN	FRA	DEN	FRA	DEN
7 Against 6		0/1				0/1						1/2
6 Against 6												
Others												
Total:		0/1				0/1						1/2

Players on Court	2nd Half											
	30-35		35-40		40-45		45-50		50-55		55-60	
	FRA	DEN	FRA	DEN	FRA	DEN	FRA	DEN	FRA	DEN	FRA	DEN
7 Against 6		0/1		2/2		0/1						0/1
6 Against 6							0/2				0/1	1/1
Others												
Total:		0/1		2/2		0/1	0/2				0/1	1/2

GOALS/ATTACKS DURING OWN EMPTY GOAL SITUATION - ANALYSIS BY DURATION

Team	<15 sec.	15-30 sec.	30-45 sec.	45-60 sec.	>60 sec.
FRA	0/1	0/1	0/1		
DEN		2/3	0/2	1/4	1/1

SUBSTITUTION SUMMARY

Players	FRA	DEN
Goalkeeper <-> Goalkeeper	4	0
Court Player <-> Goalkeeper	12	23
Court Player <-> Court Player	91	124
Total:	107	147



Cumulative Statistics
累積統計 / Statistiques cumulées

FRA - France
After 8 matches

Players		MP	Shots									Offence		Defence		Punishments			TP
No.	Name		G/S	%	6m	Wing	9m	7m	FB	BT	EG	AS	TO	ST	BS	YC	2Min	RC	
5	REMILI Nedim	8	32/52	62	12/15		11/26		4/5	5/6		35	10	3		1			4:00:28
7	LAGARDE Romain	3	2/2	100		1/1	1/1					9	2		1				1:01:31
9	RICHARDSON Melvyn	3	11/14	79	2/2		7/10		1/1	1/1		11	1						1:22:59
10	MEM Dika	8	29/51	57	8/12		14/30		1/2	5/6	1/1	16	9		1	1	2		5:18:17
11	TOURNAT Nicolas	7	19/28	68	16/24		0/1		3/3			4	1	1	3		3		2:23:28
12	GERARD Vincent	8	1/2	50			1/1				0/1	2	1	1					6:05:53
13	KARABATIC Nikola	8	22/34	65	9/13	0/1	10/17		1/1	1/1	1/1	29	16	1	1		3		5:02:21
14	MAHE Kentin	8	19/28	68	3/7	2/2	5/8	4/4	4/5	1/2		11	13				2		2:10:30
16	GENTY Yann	8											3						1:42:35
17	NGUESSAN Timothy	5	8/17	47	1/4		3/8		1/1	3/4		4	3			1	3		2:00:20
19	ABALO Luc	8	18/26	69	2/4	11/16	1/1		4/5				1	3			2		4:14:58
21	GUIGOU Michael	7	16/21	76		8/9			5/9	3/3		1	1						3:27:38
22	KARABATIC Luka	8	11/13	85	9/11				2/2			3	2	5	5	3	3		4:30:24
23	FABREGAS Ludovic	8	19/26	73	17/24						2/2	8	3	6	10	1	3		5:33:34
25	DESCAT Hugo	7	32/37	86		13/17		15/16	2/2		2/2			1					3:35:20
28	PORTE Valentin	8	17/18	94	2/2	9/10			5/5	1/1		7	2	1	3		1		3:29:44
Bench/Team													1			2			
Totals			256/369	69	81/118	44/56	53/103	24/29	31/35	17/21	6/7	140	69	22	24	8	23	0	

Goalkeepers		Total Shots		6m Shots		Wing Shots		9m Shots		7m Shots		Fast Breaks		Breakthroughs	
No.	Name	S/S	%	S/S	%	S/S	%	S/S	%	S/S	%	S/S	%	S/S	%
12	GERARD Vincent	74/236	31	26/88	30	8/26	31	26/55	47	9/24	38	4/17	24	1/26	4
16	GENTY Yann	20/76	26	6/25	24	2/9	22	7/15	47	3/14	21	0/6	0	2/7	29
EG		4													
Totals		94/316	30	32/113	28	10/35	29	33/70	47	12/38	32	4/23	17	3/33	9

Team Shots	Goals	Saves	Missed	Post	Blocked	Total	%
6m Shots	81	28	4	5		118	69
Wing Shots	44	5	2	5		56	79
9m Shots	53	23		13	10	103	51
7m Shots	24	3		2	N/A	29	83
Fast Breaks	31	1	2	1		35	89
Breakthroughs	17	4				21	81
Empty Goal	6	N/A		1		7	86
Totals	256	64	12	27	10	369	69

Played		
PR	ARG	33 - 27
PR	BRA	34 - 29
PR	GER	30 - 29
PR	ESP	36 - 31
PR	NOR	29 - 32
QF	BRN	42 - 28
SF	EGY	27 - 23
GM	DEN	25 - 23

Number of Attacks: 417, Scoring Efficiency: 61%



Cumulative Statistics
 累積統計 / Statistiques cumulées

FRA - France
 After 8 matches

Shots Distribution

Players

Goals / Shots

5 REMILI N	7 LAGARDE R	9 RICHARDSON M	10 MEM D	11 TOURNAT N	12 GERARD V	13 KARABATIC N
5/6		1/1				
4/4	0/2	10/12				
5/7	3/4	4/6	1/1			
2-Missed 4-Post	4-Blocked					
14 MAHE K	16 GENTY Y	17 NGUESSAN T	19 ABALO L	21 GUIGOU M	22 KARABATIC L	23 FABREGAS L
	1/1	2/2				
0/1	0/1	4/5				
4/4	1/3	7/9				
2-Blocked						
25 DESCAT H	28 PORTE V					
6/6	1/3	9/9	1/1		1/1	
0/1	1/1	3/3	2/3		4/4	
7/7	1/1	4/4	1/1	1/1	7/7	
1-Missed 1-Post						

Team
 Goals / Shots

23/30	12/16	22/23
27/44	3/13	35/44
56/62	20/26	58/62
12-Missed	27-Post	10-Blocked

Offence



Defence

Goalkeepers
 Saves / Shots

6/21	4/9	2/28
20/46	8/12	28/50
8/64	9/29	9/57

12 GERARD V

6/15	4/7	2/20
17/37	6/7	19/34
7/54	6/23	7/39

16 GENTY Y

0/6	0/1	0/8
3/9	2/2	9/16
1/10	3/6	2/18

Legend:

%	Efficiency	2Min	2-Minute Suspensions	6m	6-metre Shots	7m	7-metre Shots	9m	9-metre Shots
AS	Assists	BC	Blue Cards	BS	Blocked Shots	BT	Breakthroughs	EG	Empty Goal
FB	Fast Breaks	G/S	Goals/Shots	GM	Gold Medal Match	MP	Matches Played	N/A	Not Applicable
No.	Uniform Number	PR	Preliminary Round	QF	Quarterfinal	RC	Red Cards	S/S	Saves/Shots
SF	Semifinal	ST	Steals	TO	Turnovers	TP	Time Played	Wing	Wing Shots
YC	Yellow Cards								



Cumulative Statistics
累積統計 / Statistiques cumulées

DEN - Denmark
After 8 matches

Players		MP	Shots									Offence		Defence		Punishments			TP	
No.	Name		G/S	%	6m	Wing	9m	7m	FB	BT	EG	AS	TO	ST	BS	YC	2Min	RC		BC
1	LANDIN Niklas	8									2	1								4:52:46
4	LANDIN Magnus	8	15/20	75	1/1	11/16		2/2		1/1	4	4	2	1		4				6:25:51
7	JAKOBSEN Emil	3	7/11	64		6/10		1/1							1					1:20:00
15	SAUGSTRUP Magnus	8	18/26	69	15/22			1/2		2/2	3	2	3	11	2	8				5:30:59
17	SVAN Lasse	7	14/21	67	1/1	10/15		3/5			2	1	1							4:45:17
20	MOELLER Kevin	8	1/2	50						1/2	3									2:14:38
21	MOELGAARD Henrik	8	1/1	100				1/1			1	1	2	6	1	4				3:40:51
22	MENSAH Mads	8	20/31	65	8/10		8/17		3/3	1/1	7	7	1	1		1				4:30:43
23	TOFT HANSEN Henrik	8	18/27	67	17/26					1/1	2	3	3	2						4:08:51
24	HANSEN Mikkel	8	61/100	61	10/20	0/1	9/32	31/36	1/1	8/8	2/2	31	11	2						5:07:53
25	OLSEN Morten	8	4/5	80			1/2			3/3	2	1								35:36
26	HANSEN Johan	8	15/17	88	1/1	9/11		3/3		2/2	1		1							3:07:44
28	ANDERSSON Lasse	6	6/14	43	2/3	1/1	1/5		1/2	0/1	1/2	3	5	2	2	1	2			2:43:36
32	HOLM Jacob	8	29/45	64	5/14		11/14		1/1	12/16	14	10								2:08:43
33	GIDSEL Mathias	8	46/57	81	15/19		4/6		1/1	25/30	1/1	36	11	3	1	2				4:46:32
Bench/Team																1				
Totals			255/377	68	75/117	37/54	34/76	34/39	12/16	51/61	12/14	111	57	20	24	8	19	0		

Goalkeepers		Total Shots		6m Shots		Wing Shots		9m Shots		7m Shots		Fast Breaks		Breakthroughs	
No.	Name	S/S	%	S/S	%	S/S	%	S/S	%	S/S	%	S/S	%	S/S	%
1	LANDIN Niklas	64/198	32	25/82	30	8/27	30	22/48	46	2/10	20	3/12	25	4/19	21
20	MOELLER Kevin	28/96	29	8/25	32	6/16	38	5/22	23	3/14	21	2/5	40	4/14	29
EG		10													
Totals		92/304	30	33/107	31	14/43	33	27/70	39	5/24	21	5/17	29	8/33	24

Team Shots	Goals	Saves	Missed	Post	Blocked	Total	%
6m Shots	75	30	3	6	3	117	64
Wing Shots	37	11	2	4		54	69
9m Shots	34	26		5	7	76	45
7m Shots	34	5			N/A	39	87
Fast Breaks	12	3	1			16	75
Breakthroughs	51	7	2	1		61	84
Empty Goal	12	N/A	1		1	14	86
Totals	255	82	13	16	11	377	68

Played		
PR	JPN	47 - 30
PR	EGY	32 - 27
PR	BRN	31 - 21
PR	POR	34 - 28
PR	SWE	30 - 33
QF	NOR	31 - 25
SF	ESP	27 - 23
GM	FRA	23 - 25

Number of Attacks: 416, Scoring Efficiency: 61%



Cumulative Statistics
 累積統計 / Statistiques cumulées

DEN - Denmark
 After 8 matches

Shots Distribution

Players

Goals / Shots

1 LANDIN N	4 LANDIN M	7 JAKOBSEN E	15 SAUGSTRUP M	17 SVAN L	20 MOELLER K	21 MOELLGAARD H
	2/3 0/1 3/3	2/3 1/1 1/1	2/2	1/1 0/1 1/1		
		0/1	3/5 1/2 2/3	0/2 2/3 2/2	1/1	1/1
	4/5 2/2 1/1	1/1 1/1	5/5 3/4 2/2	5/5 2/2 1/1		
	1-Missed 1-Post	2-Post	2-Post 1-Blocked 2-Missed 1-Post	1-Missed		

22 MENSÅH M	23 TOFT HANSEN H	24 HANSEN M	25 OLSEN M	26 HANSEN J	28 ANDERSSON L	32 HOLM J
0/1 3/4 2/2	2/2 0/1 1/1	10/16 1/1 9/10		1/1 1/2 1/1	0/1	2/2
4/5 0/1 4/9	3/5 1/2 2/5	2/5 0/1 10/17	2/2	2/3	0/2 1/2	1/3 0/2 3/4
5/6 1/1 1/1	1/1 3/3 5/6	13/13 3/5 13/16		2/2 4/4 2/2	1/1 1/1 3/4	10/13 4/4 8/8
1-Missed	1-Missed	3-Missed 6-Post 7-Blocked	1-Blocked		1-Missed 1-Post 1-Blocked	3-Missed 3-Post 1-Blocked

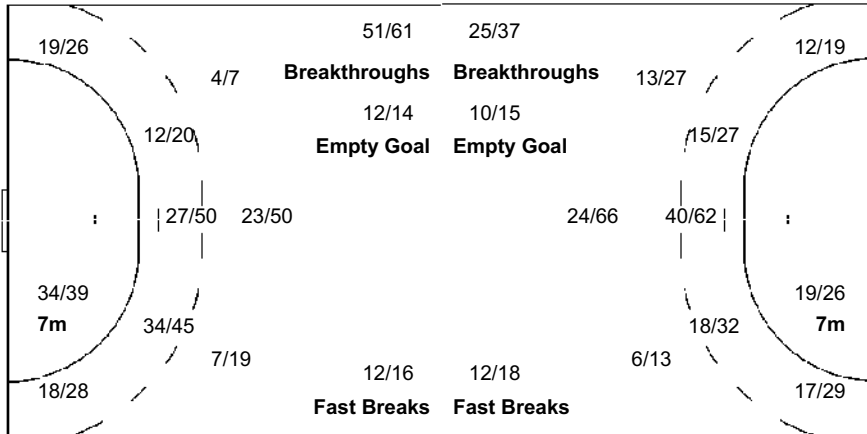
33 GIDSEL M
8/9 2/4 3/5
2/4 1/2 5/7
14/15 6/6 5/5

Team
 Goals / Shots

30/41	8/15	22/26
20/38	7/16	35/54
61/67	30/33	42/47
13-Missed	16-Post	11-Blocked

Offence

Defence



Goalkeepers
 Saves / Shots

3/23	10/19	4/23
20/40	13/15	6/27
16/67	12/34	8/56

1 LANDIN N

1/15	8/15	2/13
16/27	7/7	4/18
13/42	7/25	6/36

20 MOELLER K

2/8	2/4	2/9
4/12	6/6	2/9
3/23	5/6	2/19

Legend:

%	Efficiency	2Min	2-Minute Suspensions	6m	6-metre Shots	7m	7-metre Shots	9m	9-metre Shots
AS	Assists	BC	Blue Cards	BS	Blocked Shots	BT	Breakthroughs	EG	Empty Goal
FB	Fast Breaks	G/S	Goals/Shots	GM	Gold Medal Match	MP	Matches Played	N/A	Not Applicable
No.	Uniform Number	PR	Preliminary Round	QF	Quarterfinal	RC	Red Cards	S/S	Saves/Shots
SF	Semifinal	ST	Steals	TO	Turnovers	TP	Time Played	Wing	Wing Shots
YC	Yellow Cards								



Cumulative Statistics
 累積統計 / Statistiques cumulées

ESP - Spain
 After 8 matches

Players		MP	Shots									Offence		Defence		Punishments			TP	
No.	Name		G/S	%	6m	Wing	9m	7m	FB	BT	EG	AS	TO	ST	BS	YC	2Min	RC		BC
1	PEREZ de VARGAS MORENO Gonzalo	8	3/5	60						3/5	4	2	3							5:56:31
3	GURBINDO MARTINEZ Eduardo	8	8/12	67	5/8		1/1				2/3	13	6	2		1	3			3:51:37
5	MAQUEDA PENO Jorge	8	12/34	35	0/9		6/18		3/4	2/2	1/1	9	4	2	1	1	1			2:38:38
6	FERNANDEZ PEREZ Angel	7	17/27	63	1/4	8/13	0/1		6/7		2/2	3	2	1	1		1			6:03:42
9	ENTRERRIOS RODRIGUEZ Raul	8	19/41	46	4/9	0/1	6/18		2/3	7/10		16	7	1	1	1	1			5:08:34
10	DUJSHEBAEV DOVICHEBAEVA Alex	8	29/54	54	5/13		11/28		1/1	11/11	1/1	29	11	2			2			3:31:42
11	SARMIENTO MELIAN Daniel	8	18/28	64	7/11		3/9			7/7	1/1	20	24	1			2			3:05:52
12	CORRALES RODAL Rodrigo	8										1								1:40:31
13	AGUINAGALDE AQUIZU Julen	4	9/10	90	9/10							1								1:12:09
14	SOLE SALA Ferran	6	17/23	74	1/2	7/9		4/5	4/5		1/2	2	1	4			2			2:45:46
17	FIGUERAS TREJO Adrian	8	37/47	79	29/38	2/3			5/5		1/1	4	5				1			3:32:14
24	MORROS de ARGILA Viran	3										1	1	1	1	1				1:19:03
27	GARCIA ROBLEDO Antonio	8	24/46	52	7/15	3/4	7/20			7/7		14	11	4	1		2			4:13:04
28	GOMEZ ABELLO Aleix	8	44/47	94	3/3	8/8		19/21	12/13		2/2	2	3	8						5:03:26
30	GUARDIOLA VILLAPLANA Gedeon	8	1/4	25	1/2				0/1		0/1	3	3	5	2		4	1		3:44:25
51	SANCHEZ-MIGALLON NARANJO Miguel	4	7/11	64	0/1	3/6	1/1				3/3	1	1	3	2	1	3			2:12:46
Bench/Team																6	2			
Totals			245/389	63	72/125	31/44	35/96	23/26	33/39	36/40	15/19	123	81	37	9	11	24	1		

Goalkeepers		Total Shots		6m Shots		Wing Shots		9m Shots		7m Shots		Fast Breaks		Breakthroughs	
No.	Name	S/S	%	S/S	%	S/S	%	S/S	%	S/S	%	S/S	%	S/S	%
1	PEREZ de VARGAS MORENO Gonzalo	68/241	28	26/87	30	11/28	39	14/37	38	7/30	23	4/27	15	6/32	19
12	CORRALES RODAL Rodrigo	19/72	26	7/23	30	4/14	29	1/7	14	1/6	17	2/9	22	4/13	31
EG		7													
Totals		87/320	27	33/110	30	15/42	36	15/44	34	8/36	22	6/36	17	10/45	22

Team Shots	Goals	Saves	Missed	Post	Blocked	Total	%
6m Shots	72	39	5	4	5	125	58
Wing Shots	31	11	1	1		44	70
9m Shots	35	34		4	14	96	36
7m Shots	23	3			N/A	26	88
Fast Breaks	33	4	1	1		39	85
Breakthroughs	36	3		1		40	90
Empty Goal	15	N/A	2	1	1	19	79
Totals	245	94	18	12	20	389	63

Played		
PR	GER	28 - 27
PR	NOR	28 - 27
PR	BRA	32 - 25
PR	FRA	31 - 36
PR	ARG	36 - 27
QF	SWE	34 - 33
SF	DEN	23 - 27
BM	EGY	33 - 31

Number of Attacks: 444, Scoring Efficiency: 55%



Cumulative Statistics

累積統計 / Statistiques cumulées

ESP - Spain

After 8 matches

Shots Distribution

Players

Goals / Shots

1 PEREZ de VARGAS M.	3 GURBINDO MARTINEZ	5 MAQUEDA PENO J	6 FERNANDEZ PEREZ A	9 ENTRERRIOS RODRIG.	10 DUJSHEBAEV DOVICH.	11 SARMIENTO MELIAN D
2-Missed	1-Missed 1-Post	4-Missed 6-Blocked	1-Post 1-Blocked	4-Missed 1-Post 1-Blocked	1-Post 6-Blocked	3-Missed 2-Post
19/23	12/24	22/32	23/43	8/15	25/37	60/75
18-Missed	12-Post	20-Blocked				

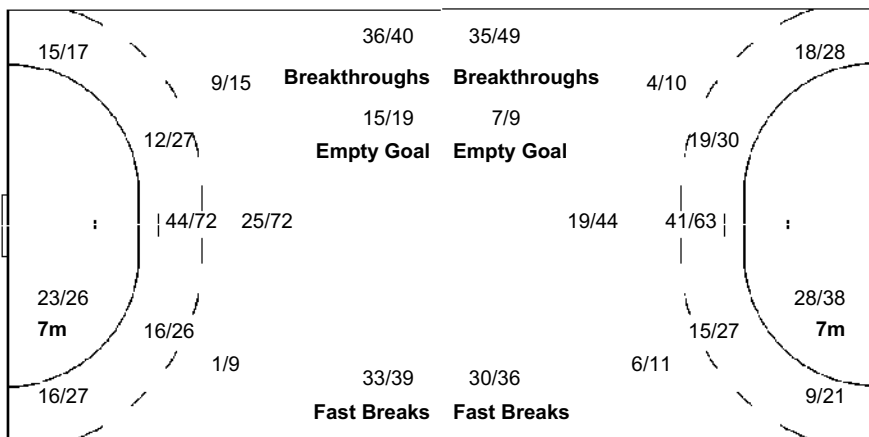
12 CORRALES RODAL R	13 AGUINAGALDE AQUIZU	14 SOLE SALA F	17 FIGUERAS TREJO A	24 MORROS de ARGILA V	27 GARCIA ROBLEDO A	28 GOMEZ ABELLO A
		1-Post	1-Missed		3-Missed 2-Post 5-Blocked	1-Post
2/2	2/2	2/2 2/4	4/4 3/7 4/4		2/2 1/1 2/4	5/6 6/6

30 GUARDIOLA VILLAPL.	51 SANCHEZ-MIGALLON.
1-Blocked	2-Post
0/1 0/1	0/1 1/1
	1/1 1/1
	1/1 2/2 0/1

Team Goals / Shots

19/23	12/24	22/32
23/43	8/15	25/37
60/75	25/31	51/59
18-Missed	12-Post	20-Blocked

Offence



Defence

Goalkeepers Saves / Shots

8/31	6/12	7/39
15/34	7/13	18/39
8/73	8/28	10/51

1 PEREZ de VARGAS M.

7/22	5/10	4/29
12/26	5/7	17/31
6/61	6/20	6/35

12 CORRALES RODAL R

1/9	1/2	3/10
3/8	2/2	1/7
2/12	2/6	4/16

Legend:

%	Efficiency	2Min	2-Minute Suspensions	6m	6-metre Shots	7m	7-metre Shots	9m	9-metre Shots
AS	Assists	BC	Blue Cards	BM	Bronze Medal Match	BS	Blocked Shots	BT	Breakthroughs
EG	Empty Goal	FB	Fast Breaks	G/S	Goals/Shots	MP	Matches Played	N/A	Not Applicable
No.	Uniform Number	PR	Preliminary Round	QF	Quarterfinal	RC	Red Cards	S/S	Saves/Shots
SF	Semifinal	ST	Steals	TO	Turnovers	TP	Time Played	Wing	Wing Shots
YC	Yellow Cards								



Cumulative Statistics
累積統計 / Statistiques cumulées

EGY - Egypt
After 8 matches

Players		MP	Shots									Offence		Defence		Punishments			TP	
No.	Name		G/S	%	6m	Wing	9m	7m	FB	BT	EG	AS	TO	ST	BS	YC	2Min	RC		BC
5	OMAR Yahia	8	38/63	60	16/27	1/2	4/15	3/3	2/2	9/9	3/5	20	12	8		2				5:34:52
15	MOHAMED Ahmed	8	28/44	64	13/18		10/20			4/5	1/1	20	12	7	2	2	2			5:20:03
24	ELMASRY Ibrahim	8	1/5	20	1/4				0/1			1		3	11		5			4:30:44
25	NAWAR Wisam	3	1/1	100	1/1							1								12:51
31	ELWAKIL Omar	8	20/24	83	1/1	11/15			7/7		1/1	2	2							6:23:50
39	ELDERAA Yehia	8	22/37	59	11/16		3/10		1/2	6/7	1/2	24	13		1	1	1			6:02:25
42	KADDAH Hassan	8	9/17	53	3/5		6/11			0/1		2	2				2			58:24
45	ELDERAA Seif	8	7/12	58	2/2	1/4	1/1		1/2		2/3	3	1							1:49:27
66	ELAHMAR Ahmed	8	36/49	73	8/10	3/6	1/6	17/19	2/3	5/5		2	8			1	1			2:41:17
80	MESILHY Ahmed	6	9/12	75	9/12							1								1:01:42
88	HENDAWY Karim	8											1							4:28:52
89	SHEBIB Mohamed	8	21/31	68	20/29		0/1		1/1			1	4	1	1		2			3:22:39
90	MOHAMED Ali	7	20/32	63	10/15		8/15			2/2		16	4	4	2	1	1			3:41:27
91	SANAD Mohammad	8	26/42	62	2/3	12/21		7/11	5/6		0/1	1	3	3			1			6:42:32
96	ELTAYAR Mohamed	8	1/1	100							1/1	1								3:09:07
Bench/Team													3							
Totals			239/370	65	97/143	28/48	33/79	27/33	19/24	26/29	9/14	95	65	26	17	5	17	0		

Goalkeepers		Total Shots		6m Shots		Wing Shots		9m Shots		7m Shots		Fast Breaks		Breakthroughs	
No.	Name	S/S	%	S/S	%	S/S	%	S/S	%	S/S	%	S/S	%	S/S	%
88	HENDAWY Karim	57/180	32	19/63	30	4/19	21	24/47	51	1/15	7	1/11	9	8/25	32
96	ELTAYAR Mohamed	41/135	30	16/53	30	5/18	28	14/30	47	1/10	10	3/20	15	2/4	50
EG		3													
Totals		98/318	31	35/116	30	9/37	24	38/77	49	2/25	8	4/31	13	10/29	34

Team Shots	Goals	Saves	Missed	Post	Blocked	Total	%
6m Shots	97	36	3	6	1	143	68
Wing Shots	28	18	2			48	58
9m Shots	33	25		10	5	79	42
7m Shots	27	4	1	1	N/A	33	82
Fast Breaks	19	4		1		24	79
Breakthroughs	26	1	1	1		29	90
Empty Goal	9	N/A	4		1	14	64
Totals	239	88	17	19	7	370	65

Played		
PR	POR	37 - 31
PR	DEN	27 - 32
PR	JPN	33 - 29
PR	SWE	27 - 22
PR	BRN	30 - 20
QF	GER	31 - 26
SF	FRA	23 - 27
BM	ESP	31 - 33

Number of Attacks: 414, Scoring Efficiency: 58%



Cumulative Statistics
 累積統計 / Statistiques cumulées

EGY - Egypt
 After 8 matches

Shots Distribution

Players

Goals / Shots

5 OMAR Y			15 MOHAMED A			24 ELMASRY I			25 NAWAR W			31 ELWAKIL O			39 ELDERAA Y			42 KADDAH H		
3/4	2/3	2/2	3/4		1/1							1/1	0/1	5/6	1/1		2/2	2/2		1/1
2/5	2/3	2/6	2/3	1/2	2/4			0/1			1/1			3/4	3/6	0/1	2/5	0/2	0/2	
13/14	5/8	7/12	10/10	2/4	7/7	0/1	1/1	0/1				6/6	3/3	2/2	6/6	4/5	4/4	4/4	0/1	2/4
1-Missed 1-Post 4-Blocked			3-Missed 5-Post 1-Blocked			1-Post						1-Missed			5-Missed 2-Post			1-Post		

45 ELDERAA S			66 ELAHMAR A			80 MESILHY A			88 HENDAWY K			89 SHEBIB M			90 MOHAMED A			91 SANAD M		
2/2			3/3	3/3	4/5	1/1		2/2					2/2	3/4	1/1		3/3	6/8	2/3	1/2
0/2	1/1	2/3	4/7	0/1	1/3	0/2		2/2				3/5		3/5	4/6		3/5	0/1		3/6
1/2		1/1	10/13	4/4	7/10	2/2	1/1	1/1				5/5	2/2	3/3	5/6	2/3	2/2	5/5	2/3	7/9
1-Missed						1-Post						2-Missed 3-Post			1-Missed 3-Post 2-Blocked 3-Missed 2-Post					

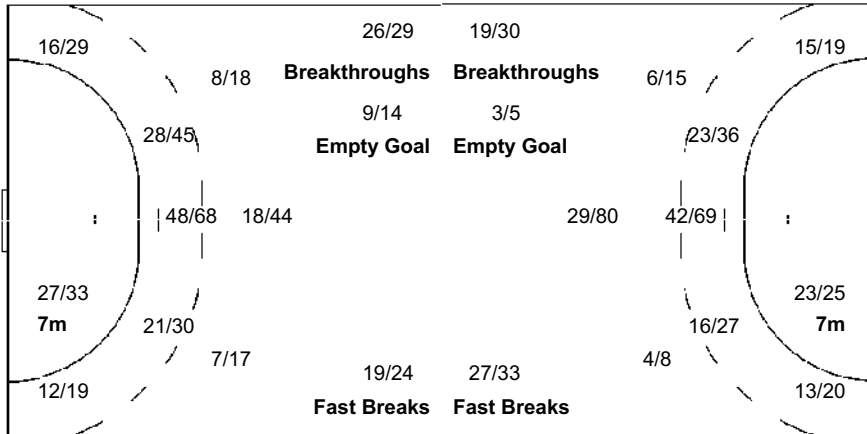
96 ELTAYAR M		
	1/1	

Team
 Goals / Shots

23/27	9/12	24/28
18/39	5/11	24/45
67/74	26/35	43/56

17-Missed 19-Post 7-Blocked

Offence



Defence

Goalkeepers
 Saves / Shots

7/26	9/17	7/23
13/37	9/11	11/31
15/71	14/37	13/65

88 HENDAWY K

4/17	9/15	4/11
9/16	6/6	6/20
8/42	6/20	5/33

96 ELTAYAR M

3/9	0/2	3/12
4/21	3/3	5/11
7/29	8/16	8/32

Legend:

%	Efficiency	2Min	2-Minute Suspensions	6m	6-metre Shots	7m	7-metre Shots	9m	9-metre Shots
AS	Assists	BC	Blue Cards	BM	Bronze Medal Match	BS	Blocked Shots	BT	Breakthroughs
EG	Empty Goal	FB	Fast Breaks	G/S	Goals/Shots	MP	Matches Played	N/A	Not Applicable
No.	Uniform Number	PR	Preliminary Round	QF	Quarterfinal	RC	Red Cards	S/S	Saves/Shots
SF	Semifinal	ST	Steals	TO	Turnovers	TP	Time Played	Wing	Wing Shots
YC	Yellow Cards								



Cumulative Statistics
累積統計 / Statistiques cumulées

SWE - Sweden
After 6 matches

Players		MP	Shots									Offence		Defence		Punishments			TP			
No.	Name		G/S	%	6m	Wing	9m	7m	FB	BT	EG	AS	TO	ST	BS	YC	2Min	RC		BC		
2	CARLSBOGARD Jonathan	6	17/30	57	3/4			9/20				4/5	1/1	24	9	3	5		2			4:57:23
5	DARJ Max	6	12/25	48	11/24							1/1		1	2	4	2	3	3			4:41:30
10	EKBERG Niclas	6	17/25	68	0/1	13/15			2/3	1/4			1/2	3	2							3:56:07
11	PETTERSSON Daniel	6	5/8	63		3/5	0/1			1/1			1/1									1:58:26
12	PALICKA Andreas	6	2/3	67									2/3	1	1							3:46:33
15	WANNE Hampus	6	41/57	72	0/3	14/24			10/12	13/14			4/4	1	3	2			1			4:26:32
16	AGGEFORS Mikael	6												3								1:54:48
18	PETTERSSON Fredric	6	7/12	58	6/10			0/1		1/1				2	1	1	3			3		2:04:51
19	CLAAR Felix	6	16/28	57	6/8			7/14				3/6		7	9	2	1			2		2:44:44
22	PELLAS Lucas	6	10/14	71	2/2	4/6			2/3	2/3						1		1				1:39:00
23	LAGERGREN Albin	6	21/29	72	7/12	0/1	3/4			3/3	6/7	2/2	18	7	4		1	4				3:47:57
24	GOTTFRIDSSON Jim	6	16/23	70	6/7			4/10		1/1	4/4	1/1	23	14	2	2						3:30:59
27	SUNNEFELDT Oskar	5	0/1	0							0/1			2								8:43
33	SANDELL Lukas	6	13/22	59	3/6	1/1	2/7				7/8			6	6	3				3		2:22:36
66	LINDSKOG Anton	1																				
Bench/Team																			3			
Totals			177/277	64	44/77	35/52	25/57	14/18	23/28	24/31	12/14	91	54	22	13	8	18	0				

Goalkeepers		Total Shots		6m Shots		Wing Shots		9m Shots		7m Shots		Fast Breaks		Breakthroughs	
No.	Name	S/S	%	S/S	%	S/S	%	S/S	%	S/S	%	S/S	%	S/S	%
12	PALICKA Andreas	46/165	28	11/44	25	4/22	18	21/47	45	3/13	23	3/13	23	4/26	15
16	AGGEFORS Mikael	25/80	31	6/21	29	2/10	20	13/23	57	2/9	22	0/3	0	2/14	14
EG		2													
Totals		71/247	29	17/65	26	6/32	19	34/70	49	5/22	23	3/16	19	6/40	15

Team Shots	Goals	Saves	Missed	Post	Blocked	Total	%
6m Shots	44	19	5	9		77	57
Wing Shots	35	9	2	6		52	67
9m Shots	25	16		2	11	57	44
7m Shots	14	1	1	2	N/A	18	78
Fast Breaks	23	5				28	82
Breakthroughs	24	5		2		31	77
Empty Goal	12	N/A	2			14	86
Totals	177	55	13	21	11	277	64

Played		
PR	BRN	32 - 31
PR	JPN	28 - 26
PR	POR	29 - 28
PR	EGY	22 - 27
PR	DEN	33 - 30
QF	ESP	33 - 34

Number of Attacks: 313, Scoring Efficiency: 57%



Cumulative Statistics
 累積統計 / Statistiques cumulées

SWE - Sweden
 After 6 matches

Shots Distribution

Players

Goals / Shots

2 CARLSBOGARD J 2/2 3/3 3/4 0/1 2/2 3/5 0/1 4/5 1-Missed 6-Blocked	5 DARJ M 2/2 1/1 0/1 2/2 0/1 1/3 1/1 1/3 4/4 4-Missed 3-Post	10 EKBERG N 5/5 1/1 1/3 0/1 2/3 2/2 6/6 1-Missed 3-Post	11 PETERSSON D 2/2 1/1 0/1 0/1 2/2 1-Blocked 1-Missed	12 PALICKA A 2/2 2-Blocked	15 WANNE H 0/1 2/4 11/12 6/9 3/3 2/5 7/7 2/2 8/8 2-Missed 4-Post	16 AGGEFORS M
18 PETERSSON F 1/1 1/1 1/3 2/2 1/2 1/1 1-Missed 1-Post	19 CLAAR F 1/1 1/3 2/2 4/6 0/2 7/8 0/1 1/1 3-Post 1-Blocked 1-Missed	22 PELLAS L 1/1 1/1 3/4 0/1 2/2 3/3 0/1 1-Missed	23 LAGERGREN A 3/3 0/1 2/2 2/2 1/1 4/5 3/4 3/3 3/4 4-Post	24 GOTTFRIDSSON J 3/3 4/5 1/1 2/2 2/2 1/2 3/3 1-Missed 1-Post 3-Blocked	27 SUNNEFELDT O 1-Post	33 SANDELL L 1/1 2/3 0/1 1/2 2/2 1/3 6/8 1-Missed 1-Post
66 LINDSKOG A 						

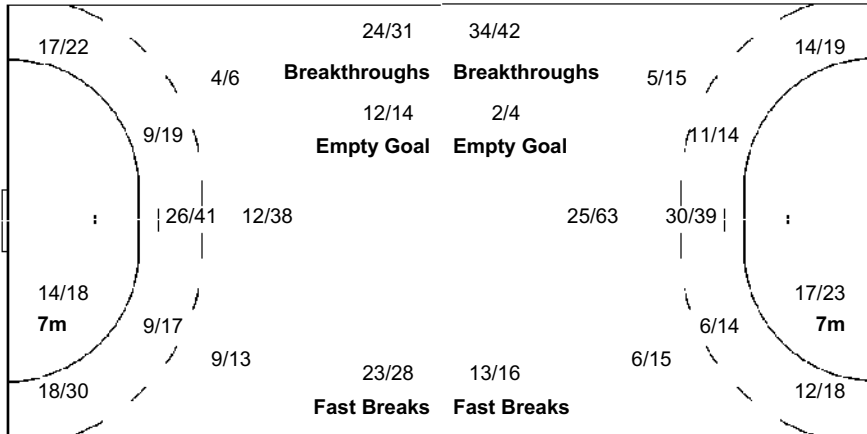
Team
 Goals / Shots

18/19	5/10	24/27
27/37	7/14	13/23
31/36	14/23	38/43

13-Missed 21-Post 11-Blocked

Offence

Defence



Goalkeepers
 Saves / Shots

3/19	8/15	7/25
12/27	10/12	16/39
4/42	5/24	6/44

12 PALICKA A

3/16	4/10	6/19
8/17	3/3	12/28
3/29	4/17	3/26

16 AGGEFORS M

0/3	4/5	1/6
4/10	7/8	4/11
1/12	1/7	3/18

Legend:

% Efficiency	2Min 2-Minute Suspensions	6m 6-metre Shots	7m 7-metre Shots	9m 9-metre Shots
AS Assists	BC Blue Cards	BS Blocked Shots	BT Breakthroughs	EG Empty Goal
FB Fast Breaks	G/S Goals/Shots	MP Matches Played	N/A Not Applicable	No. Uniform Number
PR Preliminary Round	QF Quarterfinal	RC Red Cards	S/S Saves/Shots	ST Steals
TO Turnovers	TP Time Played	Wing Wing Shots	YC Yellow Cards	



Cumulative Statistics
累積統計 / Statistiques cumulées

GER - Germany
After 6 matches

Players		MP	Shots									Offence		Defence		Punishments			TP	
No.	Name		G/S	%	6m	Wing	9m	7m	FB	BT	EG	AS	TO	ST	BS	YC	2Min	RC		BC
1	BITTER Johannes	6										1								2:19:28
3	GENSHEIMER Uwe	6	16/26	62	0/1	1/9		13/14	2/2								1			2:23:40
4	GOLLA Johannes	6	19/24	79	17/21				1/1	1/1	0/1	2	1	4	5	1	3			4:10:21
6	LEMKE Finn	6	1/1	100					1/1			1		1	3		2			51:39
13	PEKELER Hendrik	6	9/12	75	9/11	0/1						5		3	1	4	3			5:05:40
15	KNORR Juri	6	7/16	44	3/6		3/9			1/1		2	2							45:41
17	WEINHOLD Steffen	6	26/38	68	11/18		4/8			10/11	1/1	11	8				3			4:14:21
20	WEBER Philipp	6	14/32	44	4/7		9/23			1/2		21	7	1			1			2:25:41
25	HAEFNER Kai	6	8/13	62	2/2		2/5		1/1	3/5		6	10				3			1:46:32
31	SCHILLER Marcel	5	17/27	63	2/4	10/14		2/5	2/3		1/1	1	1	4						3:32:07
33	WOLFF Andreas	6										2	2							3:14:45
35	KUEHN Julius	6	17/25	68	2/3		9/15		3/3	3/4		9	8	1			2			2:07:27
48	KOHLBACHER Jannik	1																		
73	KASTENING Timo	6	27/34	79	3/5	14/17	1/1		9/11			2	3	4			1			5:43:59
95	DRUX Paul	6	11/21	52	7/12		1/6			3/3		17	12	1	1	1				3:43:28
	Bench/Team												2			2				
	Totals		172/269	64	60/90	25/41	29/67	15/19	19/22	22/27	2/3	79	57	19	10	8	18	1		

Goalkeepers		Total Shots		6m Shots		Wing Shots		9m Shots		7m Shots		Fast Breaks		Breakthroughs	
No.	Name	S/S	%	S/S	%	S/S	%	S/S	%	S/S	%	S/S	%	S/S	%
1	BITTER Johannes	32/96	33	11/26	42	4/18	22	13/25	52	2/8	25	1/7	14	1/12	8
33	WOLFF Andreas	34/129	26	13/47	28	7/24	29	14/30	47	0/9	0	0/9	0	0/10	0
	EG	3													
	Totals	66/228	29	24/73	33	11/42	26	27/55	49	2/17	12	1/16	6	1/22	5

Team Shots	Goals	Saves	Missed	Post	Blocked	Total	%
6m Shots	60	25	5			90	67
Wing Shots	25	13		3		41	61
9m Shots	29	20		5	6	67	43
7m Shots	15	4			N/A	19	79
Fast Breaks	19	3				22	86
Breakthroughs	22	4	1			27	81
Empty Goal	2	N/A	1			3	67
Totals	172	69	14	8	6	269	64

Played		
PR	ESP	27 - 28
PR	ARG	33 - 25
PR	FRA	29 - 30
PR	NOR	28 - 23
PR	BRA	29 - 25
QF	EGY	26 - 31

Number of Attacks: 305, Scoring Efficiency: 56%



Cumulative Statistics
 累積統計 / Statistiques cumulées

GER - Germany
 After 6 matches

Shots Distribution

Players

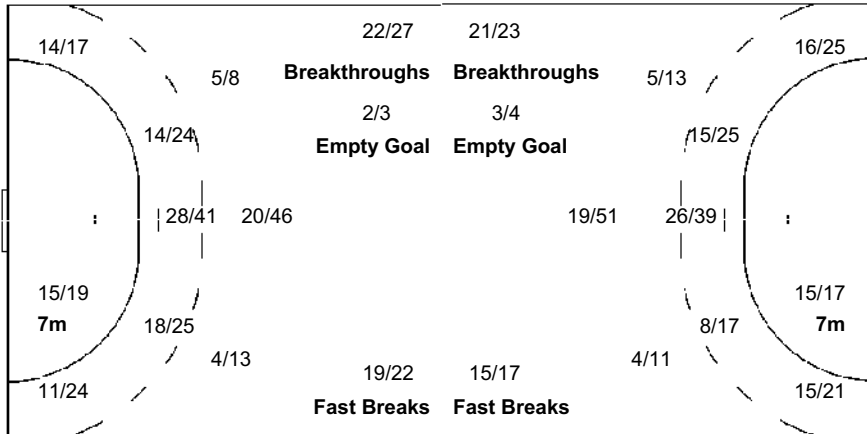
Goals / Shots

1 BITTER J	3 GENSHEIMER U	4 GOLLA J	6 LEMKE F	13 PEKELER H	15 KNORR J	17 WEINHOLD S
	1/1 0/1 1/1	1/1 1/1 1/1		1/2 1/1 2/2		1/1
	2/2 0/2	0/1 3/3		0/1 0/1	0/2 3/3	3/4 1/1
	3/3 1/2 8/10	3/3 4/5 6/7	1/1	3/3 2/2	1/2 2/4	12/16 2/4 7/8
	1-Missed 3-Post	2-Missed			1-Missed 2-Post 1-Blocked	1-Missed 1-Post 2-Blocked
20 WEBER P	25 HAEFNER K	31 SCHILLER M	33 WOLFF A	35 KUEHN J	48 KOHLBACHER J	73 KASTENING T
0/1 1/1 2/3	2/2 0/1 2/2	2/5 0/2 1/1		4/5 0/2 1/3		3/3 0/1 3/3
1/5 0/1 0/1	0/2	0/1 1/1 2/3		1/1 1/1		4/4 1/1 0/1
5/6 2/2 3/6	3/3 1/1	5/5 2/3 4/6		7/8 3/3		4/5 5/7 7/9
3-Missed 1-Post 2-Blocked	1-Missed 1-Post			1-Missed 1-Blocked		
95 DRUX P						
1/1 2/2						
0/2 1/3						
3/5 2/2 2/2						
4-Missed						

Team
 Goals / Shots

16/22	5/12	14/17
11/23	3/8	10/16
50/60	18/25	45/58
14-Missed	8-Post	6-Blocked

Offence



Defence

Goalkeepers
 Saves / Shots

3/12	2/9	8/24
11/23	7/9	8/24
10/53	6/18	11/56

1 BITTER J

2/5	1/3	4/13
5/10	4/5	3/9
4/26	3/10	6/15

33 WOLFF A

1/7	1/6	4/11
6/13	3/4	5/15
6/27	3/5	5/41

Legend:	2Min 2-Minute Suspensions	6m 6-metre Shots	7m 7-metre Shots	9m 9-metre Shots
% Efficiency	BC Blue Cards	BS Blocked Shots	BT Breakthroughs	EG Empty Goal
AS Assists	G/S Goals/Shots	MP Matches Played	N/A Not Applicable	No. Uniform Number
FB Fast Breaks	QF Quarterfinal	RC Red Cards	S/S Saves/Shots	ST Steals
PR Preliminary Round	TP Time Played	Wing Wing Shots	YC Yellow Cards	
TO Turnovers				



Cumulative Statistics
累積統計 / Statistiques cumulées

NOR - Norway
After 6 matches

Players		MP	Shots									Offence		Defence		Punishments			TP	
No.	Name		G/S	%	6m	Wing	9m	7m	FB	BT	EG	AS	TO	ST	BS	YC	2Min	RC		BC
5	SAGOSEN Sander	6	43/82	52	13/22	0/1	10/29	12/19	0/1	7/9	1/1	27	15	1		1	4	1		4:44:12
8	MYRHOL Bjarte	6	8/11	73	8/11							1	1							48:39
10	FREDRIKSEN Magnus	6	3/5	60	2/2		0/2		1/1			4	3							38:33
11	OEVERBY Petter	6	4/9	44	2/6		1/1		1/2			1	2		1		3			2:12:01
12	SAEVERAAS Kristian	6	1/1	100						1/1	1									1:33:47
15	TOENNESEN Kent Robin	3																		2:30
17	JOENDAL Magnus	6	25/42	60	0/1	16/26		4/8	5/7			2	1	1			1			5:54:12
19	BJOERNSEN Kristian	6	10/14	71	1/1	6/9			2/3		1/1			1						2:45:24
21	GULLERUD Magnus	6	10/16	63	9/15	1/1						7	2	2	4		5	1		4:47:21
24	O'SULLIVAN Christian	6	12/21	57	5/9		0/3	2/2	2/2	1/2	2/3	21	13	2	5	3	1			4:42:53
26	PETTERSEN Simen	3	0/1	0			0/1						1							6:13
27	REINKIND Harald	6	21/32	66	10/16		7/10			4/6		8	9				2			3:35:23
30	BERGERUD Torbjoern	6																		4:05:42
44	GULLIKSEN Kevin	6	12/15	80	1/1	6/8		0/1	4/4		1/1	1		2						3:10:59
77	ABELVIK ROED Magnus	6	12/25	48	5/10		3/11			4/4		6	5	2	1					2:52:11
Bench/Team																4				
Totals			161/274	59	56/94	29/45	21/57	18/30	15/20	16/21	6/7	79	53	11	11	8	16	2		

Goalkeepers		Total Shots		6m Shots		Wing Shots		9m Shots		7m Shots		Fast Breaks		Breakthroughs	
No.	Name	S/S	%	S/S	%	S/S	%	S/S	%	S/S	%	S/S	%	S/S	%
12	SAEVERAAS Kristian	15/59	25	7/18	39	4/17	24	2/5	40	1/8	13	1/7	14	0/4	0
30	BERGERUD Torbjoern	51/164	31	30/65	46	2/21	10	17/42	40	1/11	9	1/15	7	0/10	0
EG		6													
Totals		66/229	29	37/83	45	6/38	16	19/47	40	2/19	11	2/22	9	0/14	0

Team Shots	Goals	Saves	Missed	Post	Blocked	Total	%
6m Shots	56	30	1	7		94	60
Wing Shots	29	11	1	4		45	64
9m Shots	21	25		5	3	57	37
7m Shots	18	11		1	N/A	30	60
Fast Breaks	15	5				20	75
Breakthroughs	16	4	1			21	76
Empty Goal	6	N/A			1	7	86
Totals	161	86	6	17	4	274	59

Played		
PR	BRA	27 - 24
PR	ESP	27 - 28
PR	ARG	27 - 23
PR	GER	23 - 28
PR	FRA	32 - 29
QF	DEN	25 - 31

Number of Attacks: 308, Scoring Efficiency: 52%



Cumulative Statistics
 累積統計 / Statistiques cumulées

NOR - Norway
 After 6 matches

Shots Distribution

Players

Goals / Shots

5 SAGOSEN S			8 MYRHOL B			10 FREDRIKSEN M			11 OEVERBY P			12 SAEVERAAS K			15 TOENNESEN KR			17 JOENDAL M		
6/8	0/2	1/2			1/1				0/1									1/1		3/5
5/12	1/1	3/7	1/1		0/1	1/2		1/1	0/1	0/1	1/1							3/5		1/4
8/14	2/5	17/22	3/3	1/2	2/3	1/1			1/2	1/2	1/1		1/1					5/6	4/8	8/10
2-Missed 6-Post 1-Blocked						1-Blocked									3-Post					

19 BJOERNSEN K			21 GULLERUD M			24 O'SULLIVAN C			26 PETTERSEN S			27 REINKIND H			30 BERGERUD T			44 GULLIKSEN K		
4/5	1/2	1/2			3/3	0/1	2/3	1/2				2/2		3/3				1/1	1/2	2/2
	1/1				1/1	1/2	1/1	1/1				1/4		4/5				2/2	1/1	
2/3	1/1		2/3	0/3	4/4	3/3	1/3	2/2	0/1			6/7	0/1	5/7				1/1	2/3	2/2
2-Post			1-Missed 1-Post 1-Blocked						2-Missed 1-Post			1-Missed								

77 ABELVIK ROED M		
4/4	0/2	
2/4		1/1
1/4	2/2	2/3
4-Post 1-Blocked		

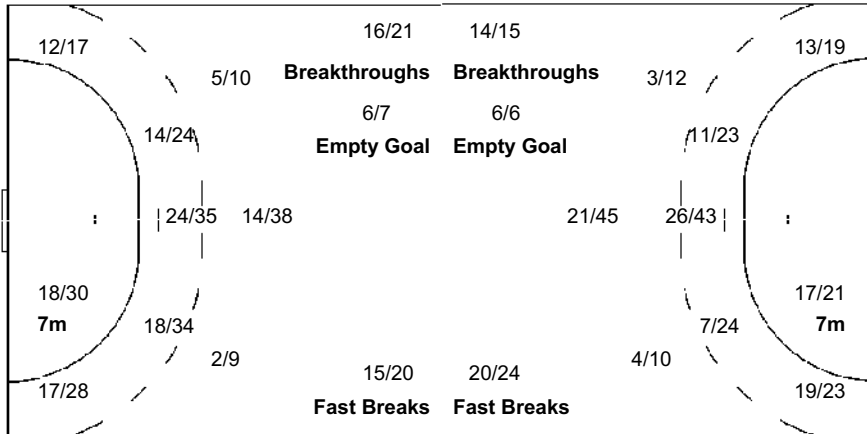
Team

Goals / Shots

18/23	4/11	15/20
16/33	4/5	13/22
33/48	15/31	43/54
6-Missed 17-Post 4-Blocked		

Offence

Defence



Goalkeepers

Saves / Shots

5/19	5/11	4/19
14/24	5/8	6/28
11/57	10/27	6/36

12 SAEVERAAS K

1/3	0/1	2/10
3/6	1/1	3/6
1/17	3/6	1/9

30 BERGERUD T

4/16	5/10	2/9
11/18	4/4	3/22
10/40	7/19	5/26

Legend:			
%	Efficiency	2Min	2-Minute Suspensions
AS	Assists	BC	Blue Cards
FB	Fast Breaks	G/S	Goals/Shots
PR	Preliminary Round	QF	Quarterfinal
TO	Turnovers	TP	Time Played
6m	6-metre Shots	7m	7-metre Shots
7m	7-metre Shots	9m	9-metre Shots
AS	Assists	EG	Empty Goal
BC	Blue Cards	No.	Uniform Number
BS	Blocked Shots	ST	Steals
BT	Breakthroughs		
MP	Matches Played		
RC	Red Cards		
Wing	Wing Shots		
		N/A	Not Applicable
		S/S	Saves/Shots
		YC	Yellow Cards



Cumulative Statistics
累積統計 / Statistiques cumulées

BRN - Bahrain
After 6 matches

No.	Players Name	MP	Shots									Offence		Defence		Punishments			TP	
			G/S	%	6m	Wing	9m	7m	FB	BT	EG	AS	TO	ST	BS	YC	2Min	RC		BC
1	MAHFOODH Husain	6																		1:06:16
3	EID Ali	6	12/19	63	8/12		0/1	0/1	2/2		2/3	1	3	1						2:28:22
8	ALI Hasan	6	7/14	50	1/2	2/5			1/2	3/5		3	4	1		1	2			2:15:12
9	ALSAMAHIJI Hasan	6	7/11	64	1/1	2/3			3/6		1/1		1	1		1	3			2:48:18
15	ABDULREDHA Mohamed	6	2/5	40	2/4		0/1					1	3	1	2		3			1:20:58
18	FADHUL Ahmed	6	15/19	79		12/14			2/3		1/2	1					2			4:36:07
19	ALI Mohamed	6	12/15	80	12/15							1	1	3	2	1	1			3:40:08
21	ALI Mohamed	6										1	1							4:28:31
27	ASKANI Bilal	1																		28:05
50	ALMAQABI Ahmed	6	12/27	44	4/9		5/11		1/1	2/6		12	7			1	2			3:02:35
66	MAHFOODH Komail	0																		
77	ALI Ali Merza	6	15/30	50	2/8		6/12	1/1	2/2	4/7		8	12	2		2	1			3:56:16
89	HABIB Mahdi	5	8/12	67		3/7			2/2		3/3	2	3	1			1			2:42:03
93	AHMED Mohamed	6	30/46	65	6/6	0/1	5/12	13/20	1/1	5/6		15	12		1		2			3:46:59
95	MOHAMED Mohamed	6	12/21	57	1/1	1/1	1/4		1/1	8/14		6	12				2			1:53:25
99	ALSAYYAD Husain	6	25/51	49	8/11		8/29	2/4	1/1	6/6		9	16	2		1	3			3:26:45
	Bench/Team												3			4				
	Totals		157/270	58	45/69	20/31	25/70	16/26	16/21	28/44	7/9	60	78	12	5	11	22	0		

No.	Goalkeepers Name	Total Shots		6m Shots		Wing Shots		9m Shots		7m Shots		Fast Breaks		Breakthroughs	
		S/S	%	S/S	%	S/S	%	S/S	%	S/S	%	S/S	%	S/S	%
1	MAHFOODH Husain	8/47	17	4/14	29	0/6	0	3/11	27	0/3	0	0/8	0	1/5	20
21	ALI Mohamed	48/197	24	14/49	29	12/44	27	11/40	28	1/11	9	2/23	9	8/30	27
	EG	3													
	Totals	56/247	23	18/63	29	12/50	24	14/51	27	1/14	7	2/31	6	9/35	26

Team Shots	Goals	Saves	Missed	Post	Blocked	Total	%
6m Shots	45	17	1	2	4	69	65
Wing Shots	20	10		1		31	65
9m Shots	25	13		3	22	70	36
7m Shots	16	6	1	3	N/A	26	62
Fast Breaks	16	3	1	1		21	76
Breakthroughs	28	12	1	3		44	64
Empty Goal	7	N/A	2			9	78
Totals	157	61	13	13	26	270	58

Played		
PR	SWE	31 - 32
PR	POR	25 - 26
PR	DEN	21 - 31
PR	JPN	32 - 30
PR	EGY	20 - 30
QF	FRA	28 - 42

Number of Attacks: 319, Scoring Efficiency: 49%



Cumulative Statistics
 累積統計 / Statistiques cumulées

BRN - Bahrain
 After 6 matches

Shots Distribution

Players

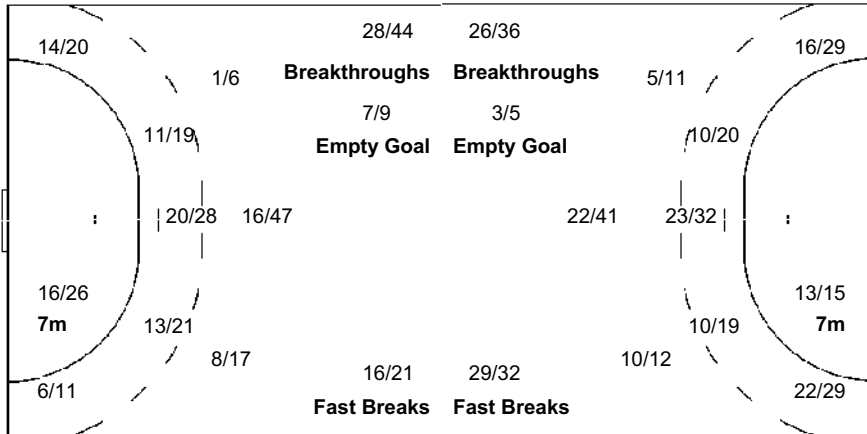
Goals / Shots

1 MAHFOODH H	3 EID A	8 ALI H	9 ALSAMAHJI H	15 ABDULREDHA M	18 FADHUL A	19 ALI M								
	1/1		1/1	1/2	3/3	0/1	1/1	3/3	1/1	1/1	3/3	1/1		
	2/3	2/3	2/3	0/1		0/1			1/2			2/3		1/2
	2/3	0/1	3/3	1/1	0/1	3/4		1/1	2/2			2/2		
	1-Missed	1-Blocked	1-Post	1-Post	1-Post	1-Blocked	2-Missed							
21 ALI M	27 ASKANI B	50 ALMAQABI A	66 MAHFOODH K	77 ALI AM	89 HABIB M	93 AHMED M								
		1/2	0/1		5/5	1/1	1/1	1/2	1/1		3/3	5/6		
		3/4	1/2			0/1	3/6	0/2	1/1		3/3	0/3	3/4	
		4/5	2/2	1/2		1/4	1/1	4/6	4/4		8/9	2/2	6/7	
		2-Missed	4-Post	3-Blocked	3-Missed	3-Blocked	1-Post	1-Missed	4-Post	4-Blocked				
95 MOHAMED M	99 ALSAYYAD H													
0/1	2/2	1/1												
1/1	0/1	1/3	1/1	1/4	3/6									
5/7	2/3	1/1	12/13		7/9									
2-Blocked	4-Missed	1-Post	12-Blocked											

Team
 Goals / Shots

10/13	7/9	16/18
13/21	4/13	16/32
50/60	8/12	33/40
13-Missed	13-Post	26-Blocked

Offence



Goalkeepers
 Saves / Shots

7/38	3/12	7/31
12/34	2/3	12/32
2/37	3/17	8/43

1 MAHFOODH H

0/9	0/1	1/6
3/8	1/1	0/3
0/6	1/5	2/8

21 ALI M

7/29	3/11	6/25
9/26	1/1	12/29
2/30	2/11	6/35

Legend:

%	Efficiency	2Min	2-Minute Suspensions	6m	6-metre Shots	7m	7-metre Shots	9m	9-metre Shots
AS	Assists	BC	Blue Cards	BS	Blocked Shots	BT	Breakthroughs	EG	Empty Goal
FB	Fast Breaks	G/S	Goals/Shots	MP	Matches Played	N/A	Not Applicable	No.	Uniform Number
PR	Preliminary Round	QF	Quarterfinal	RC	Red Cards	S/S	Saves/Shots	ST	Steals
TO	Turnovers	TP	Time Played	Wing	Wing Shots	YC	Yellow Cards		



Cumulative Statistics
累積統計 / Statistiques cumulées

POR - Portugal
After 5 matches

Players		MP	Shots									Offence		Defence		Punishments			TP	
No.	Name		G/S	%	6m	Wing	9m	7m	FB	BT	EG	AS	TO	ST	BS	YC	2Min	RC		BC
4	PORTELA Pedro	4	15/21	71	1/2	7/11		6/7	1/1				1				1			1:54:50
5	DUARTE Gilberto	3	2/3	67				2/3				1	2	1			1			56:48
8	ITURRIZA Victor	3	4/6	67	3/5				1/1			1	2	1	3		2			56:52
9	FERRAZ Joao	5	17/28	61	3/7			11/17				3	2	1			4			2:29:08
10	MARTINS Miguel	5	11/23	48	1/5			7/13				3	5	1			1			2:12:50
14	SILVA Rui	5	15/28	54	3/4			9/17			1/1	2/6					1			2:47:44
15	SALINA Daymaro	5	8/11	73	6/9						2/2			4	2	1	1	1	3	2:22:23
16	GOMES Humberto	5																	1	2:39:15
22	BORGES Alexis	5	14/19	74	14/19								4			4	1	6		3:28:07
23	BRANQUINHO Diogo	5	12/18	67	1/1	7/12					3/4			1/1						3:44:19
25	AREIA Antonio	5	13/23	57	3/4	4/9		6/9	0/1				2							2:24:14
27	GOMES Andre	5	16/31	52	8/12			6/15				2/4		8	6		1	2		2:36:38
41	CAPDEVILLE Gustavo	5																		1:47:51
82	FRADE Luis	5	10/11	91	10/11								3			2	1	1		1:51:15
88	MAGALHAES Fabio	5	6/13	46	3/4			2/8				1/1		18	4	2			1	2:48:08
Bench/Team														2			3			
Totals			143/235	61	56/83	18/32	37/73	12/16	8/10	11/20	1/1	67	42	8	10	7	24	0		

Goalkeepers		Total Shots		6m Shots		Wing Shots		9m Shots		7m Shots		Fast Breaks		Breakthroughs	
No.	Name	S/S	%	S/S	%	S/S	%	S/S	%	S/S	%	S/S	%	S/S	%
16	GOMES Humberto	25/112	22	10/44	23	6/20	30	8/20	40	1/13	8	0/6	0	0/9	0
41	CAPDEVILLE Gustavo	25/85	29	9/30	30	3/14	21	5/11	45	4/13	31	2/6	33	2/11	18
EG		9													
Totals		50/206	24	19/74	26	9/34	26	13/31	42	5/26	19	2/12	17	2/20	10

Team Shots	Goals	Saves	Missed	Post	Blocked	Total	%
6m Shots	56	17	3	4	3	83	67
Wing Shots	18	9	3	2		32	56
9m Shots	37	17		4	4	73	51
7m Shots	12	1	1	2	N/A	16	75
Fast Breaks	8	2				10	80
Breakthroughs	11	7	1	1		20	55
Empty Goal	1	N/A				1	100
Totals	143	53	19	13	7	235	61

Played		
PR	EGY	31 - 37
PR	BRN	26 - 25
PR	SWE	28 - 29
PR	DEN	28 - 34
PR	JPN	30 - 31

Number of Attacks: 262, Scoring Efficiency: 55%



Cumulative Statistics
 累積統計 / Statistiques cumulées

POR - Portugal
 After 5 matches

Shots Distribution

Players

Goals / Shots

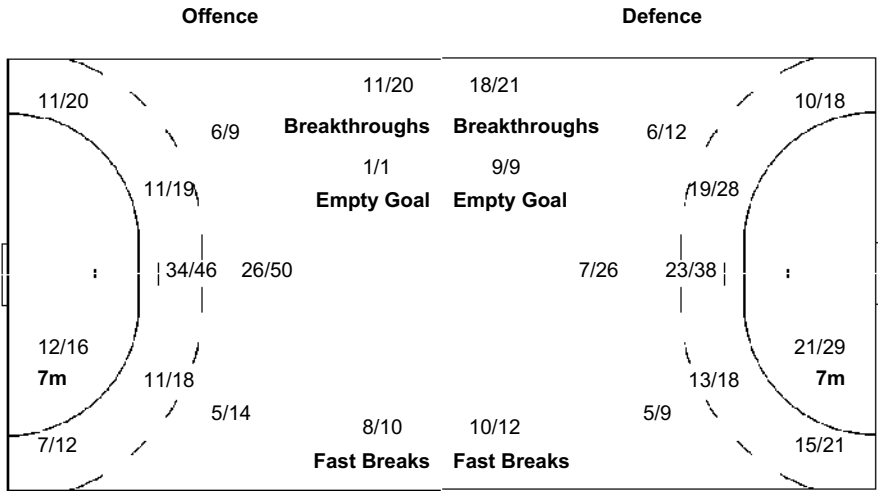
4 PORTELA P	5 DUARTE G	8 ITURRIZA V	9 FERRAZ J	10 MARTINS M	14 SILVA R	15 SALINA D														
3/4		3/4							2/2	0/2	2/3		2/2	0/1	3/3	1/1		1/1		
0/1	0/1	1/1	2/2				0/1	1/1	1/1	0/1	1/1	1/2	0/1	2/3	3/5	0/2	3/4	1/2		1/2
5/5	3/4		0/1	1/1	1/1	2/3	3/3	6/7	1/1	1/3	4/4	2/3	0/1	2/2		1/1	3/3			
1-Missed			1-Missed			2-Missed 1-Post	2-Blocked		2-Post	4-Blocked	3-Missed 2-Post					1-Post				

16 GOMES H	22 BORGES A	23 BRANQUINHO D	25 AREIA A	27 GOMES A	41 CAPDEVILLE G	82 FRADE L															
	1/1	1/1					0/1		2/3	5/5	0/1	3/4	2/2		1/2						4/4
		1/1	3/3					1/3			1/3	2/3		4/6				1/1	0/1		
	3/4	3/6	5/5		1/1	6/7	1/2	2/3	1/1	5/5	0/2	2/2				1/1	2/2	2/2			
1-Missed			1-Missed 2-Post				2-Missed 2-Post			6-Missed 3-Post											

88 MAGALHAES F		
	0/1	1/2
1/1		
3/5		1/1
2-Missed		1-Blocked

Team
Goals / Shots

16/18	3/8	20/27
15/21	0/7	15/22
24/31	17/27	33/35
19-Missed	13-Post	7-Blocked



Goalkeepers
Saves / Shots

3/20	2/8	1/16
8/24	8/11	11/25
6/40	5/21	6/41

16 GOMES H

2/12	2/6	1/11
5/8	4/4	5/14
1/21	2/6	3/30

41 CAPDEVILLE G

1/8	0/2	0/5
3/16	4/4	6/11
5/19	3/10	3/10

Legend:

% Efficiency	2Min 2-Minute Suspensions	6m 6-metre Shots	7m 7-metre Shots	9m 9-metre Shots
AS Assists	BC Blue Cards	BS Blocked Shots	BT Breakthroughs	EG Empty Goal
FB Fast Breaks	G/S Goals/Shots	MP Matches Played	N/A Not Applicable	No. Uniform Number
PR Preliminary Round	RC Red Cards	S/S Saves/Shots	ST Steals	TO Turnovers
TP Time Played	Wing Wing Shots	YC Yellow Cards		



Cumulative Statistics
累積統計 / Statistiques cumulées

BRA - Brazil
After 5 matches

Players		MP	Shots									Offence		Defence		Punishments			TP
No.	Name		G/S	%	6m	Wing	9m	7m	FB	BT	EG	AS	TO	ST	BS	YC	2Min	RC	
2	TEIXEIRA Henrique	1														1			11:56
4	SILVA Joao Pedro	5	21/36	58	8/11		9/17		4/8		14	19	4			1			2:55:58
5	TORRIANI Guilherme	5	0/3	0	0/1	0/1	0/1	0/1								1			53:33
10	TOLEDO Jose Guilherme	2	0/2	0	0/1		0/1				2					1			22:19
13	MORAES Rogerio	5	9/13	69	9/13						4	3			1				2:42:26
14	PETRUS Thiagus	5	3/7	43	0/1		0/2		2/3	1/1	4	2	5	4		5	2		2:45:23
16	da ROSA Rangel	5																	1:15:57
18	BORGES Felipe	5	5/10	50	3/3	1/3	0/2	1/2				2	5			4	1		3:55:56
19	CHIUFFA Fabio	5	21/25	84	4/4	9/11	5/7	3/3			1	1			1				3:57:32
25	TEIXEIRA Vinicius	5	6/9	67	6/9						2	4	1						1:25:44
33	DUTRA Leonardo	5	20/38	53	2/7		12/25	3/3	2/2	1/1	2	5							1:17:50
35	PONCIANO Thiago	5	4/15	27	1/5		0/6		2/3	1/1	1	2	6	1		3			2:34:32
37	LANGARO Haniel	5	20/42	48	3/7		11/27		6/7	0/1	11	8	1			1			3:42:51
62	VIAL TERCARIOL Leonardo	5	2/2	100						2/2									3:13:36
77	HACKBARTH Rudolph	3	5/7	71	0/2		2/2	2/2		1/1			1			2			57:17
95	RODRIGUES Gustavo	4	12/22	55	4/6	1/1	5/12		1/1	1/2	7	13	1			2			2:47:10
Bench/Team																3			
Totals			128/231	55	40/67	11/18	37/90	10/15	11/15	13/19	6/7	48	59	24	5	5	21	3	

Goalkeepers		Total Shots		6m Shots		Wing Shots		9m Shots		7m Shots		Fast Breaks		Breakthroughs	
No.	Name	S/S	%	S/S	%	S/S	%	S/S	%	S/S	%	S/S	%	S/S	%
16	da ROSA Rangel	12/61	20	5/20	25	2/6	33	2/12	17	2/9	22	0/9	0	1/5	20
62	VIAL TERCARIOL Leonardo	39/128	30	15/47	32	6/21	29	14/27	52	0/7	0	2/10	20	2/16	13
EG		7													
Totals		51/196	26	20/67	30	8/27	30	16/39	41	2/16	13	2/19	11	3/21	14

Team Shots	Goals	Saves	Missed	Post	Blocked	Total	%
6m Shots	40	19	3	1	4	67	60
Wing Shots	11	4	1	2		18	61
9m Shots	37	28		3	14	90	41
7m Shots	10	3	1	1	N/A	15	67
Fast Breaks	11	2	1	1		15	73
Breakthroughs	13	5		1		19	68
Empty Goal	6	N/A	1			7	86
Totals	128	61	15	9	18	231	55

Played		
PR	NOR	24 - 27
PR	FRA	29 - 34
PR	ESP	25 - 32
PR	ARG	25 - 23
PR	GER	25 - 29

Number of Attacks: 270, Scoring Efficiency: 47%



Cumulative Statistics
 累積統計 / Statistiques cumulées

BRA - Brazil
 After 5 matches

Shots Distribution

Players

Goals / Shots

2 TEIXEIRA H	4 SILVA JP	5 TORRIANI G	10 TOLEDO JG	13 MORAES R	14 PETRUS T	16 da ROSA R
	1/3			1/1	1/1	
	2/3	1/1		4/5		1/2
	10/14	0/2		2/2		
	1-Missed 1-Post	1-Blocked	2-Post	1-Missed 1-Post	2-Blocked	
18 BORGES F	19 CHIUFFA F	25 TEIXEIRA V	33 DUTRA L	35 PONCIANO T	37 LANGARO H	62 VIAL TERCARIOL L
1/1	3/4		1/1		0/1	
0/1	1/1	0/1	1/4	0/2	2/3	0/3
1/1	6/6	3/3	7/8	0/1	5/6	3/4
1-Missed 1-Post	1-Missed		2-Missed 1-Post	6-Blocked	4-Missed 1-Post	3-Missed
						5-Blocked
77 HACKBARTH R	95 RODRIGUES G					
	2/3					
	5/6	0/1				
2/2	1/1					
1-Post	2-Missed 1-Post	4-Blocked				

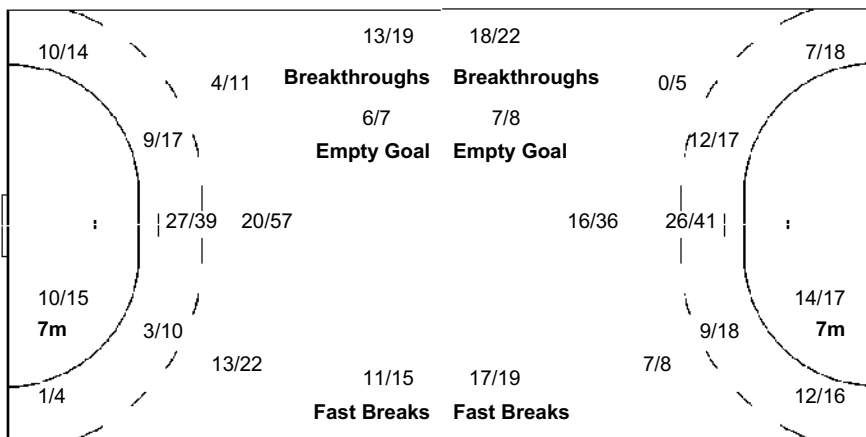
Team
 Goals / Shots

10/15	1/4	13/16
15/25	2/9	13/22
37/44	12/21	25/33
15-Missed	9-Post	18-Blocked

Offence

Defence

Goalkeepers
 Saves / Shots



3/16	2/9	1/14
11/26	4/8	6/25
6/37	8/24	10/37

16 da ROSA R

1/6	1/3	0/5
1/4	2/3	1/9
0/10	1/4	5/17

62 VIAL TERCARIOL L

2/10	1/6	1/9
10/22	2/2	5/16
6/27	7/16	5/20

Legend:

%	Efficiency	2Min	2-Minute Suspensions	6m	6-metre Shots	7m	7-metre Shots	9m	9-metre Shots
AS	Assists	BC	Blue Cards	BS	Blocked Shots	BT	Breakthroughs	EG	Empty Goal
FB	Fast Breaks	G/S	Goals/Shots	MP	Matches Played	N/A	Not Applicable	No.	Uniform Number
PR	Preliminary Round	RC	Red Cards	S/S	Saves/Shots	ST	Steals	TO	Turnovers
TP	Time Played	Wing	Wing Shots	YC	Yellow Cards				



Cumulative Statistics
累積統計 / Statistiques cumulées

JPN - Japan
After 5 matches

Players		MP	Shots									Offence		Defence		Punishments			TP	
No.	Name		G/S	%	6m	Wing	9m	7m	FB	BT	EG	AS	TO	ST	BS	YC	2Min	RC		BC
10	SUGIOKA Naoki	4	1/2	50		1/1				0/1										30:20
12	IWASHITA Yuta	5																		2:17:24
13	KASAHARA Kenya	5	9/10	90	9/10							1	2	2		3				3:53:09
15	BAIG Adamyuki	5	14/36	39	2/6			9/26		2/2	1/1	0/1	6	15	2	2		2		2:51:30
18	NARITA Kohei	5	2/5	40	2/4					0/1			1	1	1	5	1	4		2:12:07
19	TOKUDA Shinnosuke	5	14/26	54	6/9			2/10		4/5	2/2		10	3						2:00:45
20	WATANABE Jin	5	14/30	47	4/8	1/5		5/12			3/4	1/1	7	16	4			3		3:03:52
21	DOI Remi Anri	5	14/15	93	1/1	11/12				2/2			4	2	1			1		3:20:14
22	SAKAI Motoki	5	1/1	100							1/1									1:49:38
25	MOTOKI Hiroki	5	26/35	74	2/2	14/21		2/3	7/8	1/1			2	5	2		1	5		3:45:53
31	YOSHINO Tatsuki	5	19/34	56	3/6	1/1		9/21		2/2	3/3	1/1	7	5	1			2		2:34:27
33	AGARIE Yuto	3	9/15	60	3/3	0/1		2/6	1/2	2/2	1/1		2	1	2					1:05:36
38	MIZUMACHI Kotaro	5	10/15	67	2/2			4/8			4/5		5	5						2:07:53
41	TOKUDA Rennosuke	3	6/7	86	3/4	1/1		1/1			1/1		6	2						42:02
43	YOSHIDA Shuichi	5	7/17	41	6/16					1/1			3	2				1		2:45:12
Bench/Team																3				
Totals			146/248	59	43/71	29/42	34/87	8/10	14/17	15/17	3/4	53	58	15	9	5	21	0		

Goalkeepers		Total Shots		6m Shots		Wing Shots		9m Shots		7m Shots		Fast Breaks		Breakthroughs	
No.	Name	S/S	%	S/S	%	S/S	%	S/S	%	S/S	%	S/S	%	S/S	%
12	IWASHITA Yuta	27/114	24	10/50	20	8/23	35	5/20	25	0/8	0	3/8	38	1/5	20
22	SAKAI Motoki	19/86	22	7/36	19	4/14	29	5/14	36	0/3	0	2/9	22	1/10	10
EG		16													
Totals		46/216	21	17/86	20	12/37	32	10/34	29	0/11	0	5/17	29	2/15	13

Team Shots	Goals	Saves	Missed	Post	Blocked	Total	%
6m Shots	43	19	3	6		71	61
Wing Shots	29	6	3	4		42	69
9m Shots	34	29		4	14	87	39
7m Shots	8	2			N/A	10	80
Fast Breaks	14	3				17	82
Breakthroughs	15	2				17	88
Empty Goal	3	N/A		1		4	75
Totals	146	61	12	15	14	248	59

Played		
PR	DEN	30 - 47
PR	SWE	26 - 28
PR	EGY	29 - 33
PR	BRN	30 - 32
PR	POR	31 - 30

Number of Attacks: 287, Scoring Efficiency: 51%



Cumulative Statistics

累積統計 / Statistiques cumulées

JPN - Japan

After 5 matches

Shots Distribution

Players

Goals / Shots

10 SUGIOKA N	12 IWASHITA Y	13 KASAHARA K	15 BAIG A	18 NARITA K	19 TOKUDA S	20 WATANABE J
0/1		1/1 1/1 1/2	2/3 1/4 3/3	0/1	2/3 1/2	0/2
		1/1 1/1	1/2 0/1 2/5		4/4 1/2	7/8 0/4 4/4
		1/1 3/3	3/5 2/3	1/1 0/2 1/1	4/6 2/5	1/1 1/2 1/2
			3-Missed 3-Post 4-Blocked		1-Missed 2-Post 1-Blocked	1-Missed 4-Post 2-Blocked

21 DOI RA	22 SAKAI M	25 MOTOKI H	31 YOSHINO T	33 AGARIE Y	38 MIZUMACHI K	41 TOKUDA R
1/1 3/3		3/3 0/1	2/2 0/1 2/2		2/2 1/1	1/1 1/1
1/1 3/3	1/1	3/4 0/2 3/3	3/3 0/1 0/1	1/2 1/1	2/3 0/1 2/3	
6/6 1/1		4/5 2/2 11/12	3/5 3/4 6/8	2/2 1/1 3/3	1/1 2/3	1/1 1/1 2/2
1-Post		2-Missed 1-Post	2-Missed 1-Post 4-Blocked 3-Missed	2-Blocked	1-Blocked	1-Post

43 YOSHIDA S
0/1
0/1 0/4 1/1
2/2 1/1 3/5
2-Post

Team

Goals / Shots

13/18	4/10	13/16
22/28	1/14	18/24
29/36	12/17	34/44
12-Missed	15-Post	14-Blocked

Offence



Defence

Goalkeepers

Saves / Shots

4/22	6/7	3/14
7/21	8/21	9/32
3/44	5/18	1/37

12 IWASHITA Y

3/11	5/6	2/9
2/10	2/4	6/17
2/28	4/9	1/20

22 SAKAI M

1/11	1/1	1/5
5/11	6/7	3/13
1/16	1/6	0/16

Legend:		
%	Efficiency	
AS	Assists	
FB	Fast Breaks	
PR	Preliminary Round	
TP	Time Played	
2Min	2-Minute Suspensions	
BC	Blue Cards	
G/S	Goals/Shots	
RC	Red Cards	
Wing	Wing Shots	
6m	6-metre Shots	
BS	Blocked Shots	
MP	Matches Played	
S/S	Saves/Shots	
YC	Yellow Cards	
7m	7-metre Shots	
BT	Breakthroughs	
N/A	Not Applicable	
ST	Steals	
9m	9-metre Shots	
EG	Empty Goal	
No.	Uniform Number	
TO	Turnovers	



Cumulative Statistics
累積統計 / Statistiques cumulées

ARG - Argentina
After 5 matches

Players		MP	Shots									Offence		Defence		Punishments			TP	
No.	Name		G/S	%	6m	Wing	9m	7m	FB	BT	EG	AS	TO	ST	BS	YC	2Min	RC		BC
2	FERNANDEZ Federico Gaston	4	4/14	29	2/4	0/5		1/2	0/1		1/2	1	1				2			1:59:08
3	PIZARRO Federico	3	4/12	33	2/5			0/4	1/2				4	1						1:09:41
4	SIMONET Sebastian Alejandro	5	7/14	50	2/2			0/4	3/6	1/1	1/1		7	6						1:44:27
5	VAINSTEIN Pablo	5	2/4	50	1/3	1/1						3	8	2			2			3:05:44
6	SIMONET Diego Esteban	4	19/30	63	5/8			5/12	6/6		2/3	1/1	11	5			2			2:15:04
7	PIZARRO Ignacio	5	19/23	83	4/5	10/12		0/1	1/1	3/3		1/1	2		1		5			3:00:54
8	SIMONET Pablo Ariel	5	11/22	50	3/7	0/1	1/5	3/4			2/3	2/2	21	7			1			2:04:24
9	BARONETTO Santiago	1	3/5	60		1/3				2/2			1							36:38
10	MARTINEZ CAMI Pedro	4	8/17	47	6/9			0/5		1/1	1/2		6	8	4	1		1	1	2:16:25
11	MOSCARIELLO Lucas Dario	5	15/21	71	14/19					1/2			2	8	1	1	1	3		3:12:41
15	CAROU Gonzalo Matias	4	3/4	75	3/4								1			1	1			1:08:11
20	MARTINEZ Ramiro	5	17/24	71			11/16			6/8			4				1			3:49:59
22	MOURINO Gaston Alberto	5	8/11	73	5/7			1/1		2/2			0/1	4	3		2		1	1:57:33
40	MACIEL Leonel Carlos Sergio	5	1/1	100								1/1	2	1			1			3:16:10
77	BONANNO Nicolas	5	4/11	36	2/5			0/4			2/2		11	9	2	4	1	3		2:20:45
87	BAR Juan Manuel	5	0/1	0								0/1	1							1:02:16
Bench/Team													2				4			
Totals			125/214	58	49/78	23/38	7/36	15/21	16/20	9/12	6/9	71	68	11	8	8	22	1		

Goalkeepers		Total Shots		6m Shots		Wing Shots		9m Shots		7m Shots		Fast Breaks		Breakthroughs	
No.	Name	S/S	%	S/S	%	S/S	%	S/S	%	S/S	%	S/S	%	S/S	%
40	MACIEL Leonel Carlos Sergio	37/131	28	13/44	30	3/20	15	16/36	44	2/7	29	2/11	18	1/13	8
87	BAR Juan Manuel	11/56	20	1/16	6	2/10	20	4/12	33	3/10	30	1/5	20	0/3	0
EG		15													
Totals		48/202	24	14/60	23	5/30	17	20/48	42	5/17	29	3/16	19	1/16	6

Team Shots	Goals	Saves	Missed	Post	Blocked	Total	%
6m Shots	49	20	3	4	2	78	63
Wing Shots	23	10	3	2		38	61
9m Shots	7	10		1	10	36	19
7m Shots	15	6			N/A	21	71
Fast Breaks	16	4				20	80
Breakthroughs	9	1	1	1		12	75
Empty Goal	6	N/A	3			9	67
Totals	125	51	18	8	12	214	58

Played		
PR	FRA	27 - 33
PR	GER	25 - 33
PR	NOR	23 - 27
PR	BRA	23 - 25
PR	ESP	27 - 36

Number of Attacks: 268, Scoring Efficiency: 47%



Cumulative Statistics

累積統計 / Statistiques cumulées

ARG - Argentina

After 5 matches

Shots Distribution

Players


Goals / Shots

2 FERNANDEZ FG	3 PIZARRO F	4 SIMONET SA	5 VAINSTEIN P	6 SIMONET DE	7 PIZARRO I	8 SIMONET PA
0/2 0/3 2/3 1/2 1/1	2/3 0/2	1/1 1/2 1/2 1/2 1/1 2/3	0/1	1/1 2/2 0/1 1/2 2/2 4/4 2/3 7/9	2/2 2/3 2/2 4/4 5/6 4/4	2/3 2/4 2/2 1/2 2/2 0/1 2/3
2-Missed 1-Post	1-Missed 3-Blocked	1-Post 2-Blocked	1-Post	4-Missed 2-Blocked	1-Missed 1-Blocked	2-Missed 1-Post 2-Blocked
9 BARONETTO S	10 MARTINEZ CAMI P	11 MOSCARIELLO LD	15 CAROU GM	20 MARTINEZ R	22 MOURINO GA	40 MACIEL L
2/2 0/1 1/1	2/2 0/3 5/5 1/3 0/1	2/2 2/4 3/4 5/6 1/1 2/2	0/1 2/2 1/1	2/2 0/1 3/3 0/1 1/2 9/9 1/3 1/1	1/1 2/2 1/1 1/1 3/4	1/1
1-Missed	1-Missed 1-Post 1-Blocked	2-Post		1-Missed 1-Post	2-Missed	
77 BONANNO N	87 BAR JM					
1/1 0/1 1/1 0/1 0/2 2/2						
2-Missed 1-Blocked 1-Missed						

Team Goals / Shots

6/6	2/2	9/17
12/19	6/9	16/29
37/41	13/21	24/32

18-Missed 8-Post 12-Blocked



Goalkeepers Saves / Shots

1/8	4/5	2/11
9/35	3/11	6/18
10/49	7/25	6/40

40 MACIEL L

1/5	2/2	2/6
7/27	2/2	4/13
9/36	7/16	3/24

87 BAR JM

0/3	2/3	0/5
2/8	1/1	2/5
1/12	0/4	3/15

Legend:	2Min 2-Minute Suspensions	6m 6-metre Shots	7m 7-metre Shots	9m 9-metre Shots
% Efficiency	BC Blue Cards	BS Blocked Shots	BT Breakthroughs	EG Empty Goal
AS Assists	G/S Goals/Shots	MP Matches Played	N/A Not Applicable	No. Uniform Number
FB Fast Breaks	RC Red Cards	S/S Saves/Shots	ST Steals	TO Turnovers
PR Preliminary Round	Wing Wing Shots	YC Yellow Cards		
TP Time Played				



Overall Team Statistics

チーム統計 / Statistiques globales des équipes
As of SAT 7 AUG 2021

Players

Team	MP	Total Shots		6m Shots		Wing Shots		9m Shots		7m Shots		Fast Breaks		Breakthroughs		Empty Goal		Offence		Defence		Punishments			
		G/S	%	G/S	%	G/S	%	G/S	%	G/S	%	G/S	%	G/S	%	G/S	%	AS	TO	ST	BS	YC	2Min	RC	BC
ARG	5	125/214	58	49/78	63	23/38	61	7/36	19	15/21	71	16/20	80	9/12	75	6/9	67	71	68	11	8	8	22	1	
BRA	5	128/231	55	40/67	60	11/18	61	37/90	41	10/15	67	11/15	73	13/19	68	6/7	86	48	59	24	5	5	21	3	
BRN	6	157/270	58	45/69	65	20/31	65	25/70	36	16/26	62	16/21	76	28/44	64	7/9	78	60	78	12	5	11	22		
DEN	8	255/377	68	75/117	64	37/54	69	34/76	45	34/39	87	12/16	75	51/61	84	12/14	86	111	57	20	24	8	19		
EGY	8	239/370	65	97/143	68	28/48	58	33/79	42	27/33	82	19/24	79	26/29	90	9/14	64	95	65	26	17	5	17		
ESP	8	245/389	63	72/125	58	31/44	70	35/96	36	23/26	88	33/39	85	36/40	90	15/19	79	123	81	37	9	11	24	1	
FRA	8	256/369	69	81/118	69	44/56	79	53/103	51	24/29	83	31/35	89	17/21	81	6/7	86	140	69	22	24	8	23		
GER	6	172/269	64	60/90	67	25/41	61	29/67	43	15/19	79	19/22	86	22/27	81	2/3	67	79	57	19	10	8	18	1	
JPN	5	146/248	59	43/71	61	29/42	69	34/87	39	8/10	80	14/17	82	15/17	88	3/4	75	53	58	15	9	5	21		
NOR	6	161/274	59	56/94	60	29/45	64	21/57	37	18/30	60	15/20	75	16/21	76	6/7	86	79	53	11	11	8	16	2	
POR	5	143/235	61	56/83	67	18/32	56	37/73	51	12/16	75	8/10	80	11/20	55	1/1	100	67	42	8	10	7	24		
SWE	6	177/277	64	44/77	57	35/52	67	25/57	44	14/18	78	23/28	82	24/31	77	12/14	86	91	54	22	13	8	18		
Totals		2204/3523	63	718/1132	63	330/501	66	370/891	42	216/282	77	217/267	81	268/342	78	85/108	79	1017	741	227	145	92	245	8	

Goalkeepers

Team	MP	Total Shots		6m Shots		Wing Shots		9m Shots		7m Shots		Fast Breaks		Breakthroughs	
		S/S	%	S/S	%	S/S	%	S/S	%	S/S	%	S/S	%	S/S	%
ARG	5	48/202	24	14/60	23	5/30	17	20/48	42	5/17	29	3/16	19	1/16	6
BRA	5	51/196	26	20/67	30	8/27	30	16/39	41	2/16	13	2/19	11	3/21	14
BRN	6	56/247	23	18/63	29	12/50	24	14/51	27	1/14	7	2/31	6	9/35	26
DEN	8	92/304	30	33/107	31	14/43	33	27/70	39	5/24	21	5/17	29	8/33	24
EGY	8	98/318	31	35/116	30	9/37	24	38/77	49	2/25	8	4/31	13	10/29	34
ESP	8	87/320	27	33/110	30	15/42	36	15/44	34	8/36	22	6/36	17	10/45	22
FRA	8	94/316	30	32/113	28	10/35	29	33/70	47	12/38	32	4/23	17	3/33	9
GER	6	66/228	29	24/73	33	11/42	26	27/55	49	2/17	12	1/16	6	1/22	5
JPN	5	46/216	21	17/86	20	12/37	32	10/34	29	0/11	0	5/17	29	2/15	13
NOR	6	66/229	29	37/83	45	6/38	16	19/47	40	2/19	11	2/22	9	0/14	0
POR	5	50/206	24	19/74	26	9/34	26	13/31	42	5/26	19	2/12	17	2/20	10
SWE	6	71/247	29	17/65	26	6/32	19	34/70	49	5/22	23	3/16	19	6/40	15
Totals		825/3029	27	299/1017	29	117/447	26	266/636	42	49/265	18	39/256	15	55/323	17

Legend:

%	Efficiency	2Min	2-Minute Suspensions	AS	Assists	BC	Blue Cards
BS	Blocked Shots	G/S	Goals/Shots	MP	Matches Played	RC	Red Cards
S/S	Saves/Shots	ST	Steals	TO	Turnovers	YC	Yellow Cards



Team Fair Play

チームのフェアプレー / Statistiques des pénalités par équipe
As of SAT 7 AUG 2021

Rank	Team	Points		BC	RC		2Min	YC	MP
		Avg.	Total		D	X			
1	EGY - Egypt	4.9	39				17	5	8
2	DEN - Denmark	5.8	46				19	8	8
3	FRA - France	6.8	54				23	8	8
4	SWE - Sweden	7.3	44				18	8	6
5	ESP - Spain	7.9	63			1	24	11	8
6	NOR - Norway	8.0	48			2	16	8	6
7	BRN - Bahrain	9.2	55				22	11	6
8	JPN - Japan	9.4	47				21	5	5
9	GER - Germany	9.8	59		1		18	8	6
10	POR - Portugal	11.0	55				24	7	5
11	ARG - Argentina	13.4	67		1		22	8	5
12	BRA - Brazil	16.2	81		2	1	21	5	5

Note:
Total Points = (BC) x 25 + (RC-D) x 15 + (RC-X) x 4 + (2Min) x 2 + (YC) x 1.

Legend:
2Min 2-Minute Suspensions **Avg.** Average per Match **BC** Blue Card **D** Direct
MP Matches Played **RC** Red Cards **X** Three Times 2-Minute Suspensions
YC Yellow Cards



Individual Statistics

個人の統計 / Statistiques individuelles
As of SAT 7 AUG 2021

GOALSCORERS

Rank	Name	Team	Goals	Shots	%	7m Shots	MP
1	HANSEN Mikkel	DEN	61	100	61	31/36	8
2	GIDSEL Mathias	DEN	46	57	81		8
3	GOMEZ ABELLO Aleix	ESP	44	47	94	19/21	8
4	SAGOSEN Sander	NOR	43	82	52	12/19	6
5	WANNE Hampus	SWE	41	57	72	10/12	6
6	OMAR Yahia	EGY	38	63	60	3/3	8
7	FIGUERAS TREJO Adrian	ESP	37	47	79		8
8	ELAHMAR Ahmed	EGY	36	49	73	17/19	8
9	DESCAT Hugo	FRA	32	37	86	15/16	7
9	REMILI Nedim	FRA	32	52	62		8
11	AHMED Mohamed	BRN	30	46	65	13/20	6
12	DUJSHEBAEV DOVICHEBAEVA Alex	ESP	29	54	54		8
12	HOLM Jacob	DEN	29	45	64		8
12	MEM Dika	FRA	29	51	57		8
15	MOHAMED Ahmed	EGY	28	44	64		8
16	KASTENING Timo	GER	27	34	79		6
17	MOTOKI Hiroki	JPN	26	35	74	7/8	5
17	SANAD Mohammad	EGY	26	42	62	7/11	8
17	WEINHOLD Steffen	GER	26	38	68		6
20	ALSAYYAD Husain	BRN	25	51	49	2/4	6
20	JOENDAL Magnus	NOR	25	42	60	4/8	6
22	GARCIA ROBLEDO Antonio	ESP	24	46	52		8
23	ELDERAA Yehia	EGY	22	37	59		8
23	KARABATIC Nikola	FRA	22	34	65		8
25	CHIUFFA Fabio	BRA	21	25	84	5/7	5
25	LAGERGREN Albin	SWE	21	29	72		6
25	REINKIND Harald	NOR	21	32	66		6
25	SHEBIB Mohamed	EGY	21	31	68		8
25	SILVA Joao Pedro	BRA	21	36	58		5
30	DUTRA Leonardo	BRA	20	38	53	3/3	5
30	ELWAKIL Omar	EGY	20	24	83		8
30	LANGARO Haniel	BRA	20	42	48		5
30	MENSAH Mads	DEN	20	31	65		8
30	MOHAMED Ali	EGY	20	32	63		7
35	ENTRERRIOS RODRIGUEZ Raul	ESP	19	41	46		8
35	FABREGAS Ludovic	FRA	19	26	73		8
35	GOLLA Johannes	GER	19	24	79		6
35	MAHE Kentin	FRA	19	28	68	4/4	8
35	PIZARRO Ignacio	ARG	19	23	83	1/1	5
35	SIMONET Diego Esteban	ARG	19	30	63	6/6	4
35	TOURNAT Nicolas	FRA	19	28	68		7
35	YOSHINO Tatsuki	JPN	19	34	56		5
43	ABALO Luc	FRA	18	26	69		8
43	SARMIENTO MELIAN Daniel	ESP	18	28	64		8
43	SAUGSTRUP Magnus	DEN	18	26	69		8
43	TOFT HANSEN Henrik	DEN	18	27	67		8
47	CARLSBOGARD Jonathan	SWE	17	30	57		6
47	EKBERG Niclas	SWE	17	25	68	2/3	6
47	FERNANDEZ PEREZ Angel	ESP	17	27	63		7
47	FERRAZ Joao	POR	17	28	61		5
47	KUEHN Julius	GER	17	25	68		6
47	MARTINEZ Ramiro	ARG	17	24	71		5
47	PORTE Valentin	FRA	17	18	94		8



Individual Statistics

個人の統計 / Statistiques individuelles
As of SAT 7 AUG 2021

GOALSCORERS

Rank	Name	Team	Goals	Shots	%	7m Shots	MP
47	SCHILLER Marcel	GER	17	27	63	2/5	5
47	SOLE SALA Ferran	ESP	17	23	74	4/5	6
56	CLAAR Felix	SWE	16	28	57		6
56	GENSHEIMER Uwe	GER	16	26	62	13/14	6
56	GOMES Andre	POR	16	31	52		5
56	GOTTFRIDSSON Jim	SWE	16	23	70		6
56	GUIGOU Michael	FRA	16	21	76	5/9	7
61	ALI Ali Merza	BRN	15	30	50	1/1	6
61	FADHUL Ahmed	BRN	15	19	79		6
61	HANSEN Johan	DEN	15	17	88	3/3	8
61	LANDIN Magnus	DEN	15	20	75		8
61	MOSCARIELLO Lucas Dario	ARG	15	21	71		5
61	PORTELA Pedro	POR	15	21	71	6/7	4
61	SILVA Rui	POR	15	28	54		5
68	BAIG Adamyuki	JPN	14	36	39		5
68	BORGES Alexis	POR	14	19	74		5
68	DOI Remi Anri	JPN	14	15	93		5
68	SVAN Lasse	DEN	14	21	67		7
68	TOKUDA Shinnosuke	JPN	14	26	54		5
68	WATANABE Jin	JPN	14	30	47		5
68	WEBER Philipp	GER	14	32	44		6
75	AREIA Antonio	POR	13	23	57	6/9	5
75	SANDELL Lukas	SWE	13	22	59		6
77	ABELVIK ROED Magnus	NOR	12	25	48		6
77	ALI Mohamed	BRN	12	15	80		6
77	ALMAQABI Ahmed	BRN	12	27	44		6
77	BRANQUINHO Diogo	POR	12	18	67		5
77	DARJ Max	SWE	12	25	48		6
77	EID Ali	BRN	12	19	63	0/1	6
77	GULLIKSEN Kevin	NOR	12	15	80	0/1	6
77	MAQUEDA PENO Jorge	ESP	12	34	35		8
77	MOHAMED Mohamed	BRN	12	21	57		6
77	O'SULLIVAN Christian	NOR	12	21	57	2/2	6
77	RODRIGUES Gustavo	BRA	12	22	55		4
88	DRUX Paul	GER	11	21	52		6
88	KARABATIC Luka	FRA	11	13	85		8
88	MARTINS Miguel	POR	11	23	48		5
88	RICHARDSON Melvyn	FRA	11	14	79		3
88	SIMONET Pablo Ariel	ARG	11	22	50	3/4	5
93	BJOERNSEN Kristian	NOR	10	14	71		6
93	FRADE Luis	POR	10	11	91		5
93	GULLERUD Magnus	NOR	10	16	63		6
93	MIZUMACHI Kotaro	JPN	10	15	67		5
93	PELLAS Lucas	SWE	10	14	71	2/3	6
98	AGARIE Yuto	JPN	9	15	60	1/2	3
98	AGUINAGALDE AQUIZU Julen	ESP	9	10	90		4
98	KADDAH Hassan	EGY	9	17	53		8
98	KASAHARA Kenya	JPN	9	10	90		5
98	MESILHY Ahmed	EGY	9	12	75		6
98	MORAES Rogerio	BRA	9	13	69		5
98	PEKELER Hendrik	GER	9	12	75		6
105	GURBINDO MARTINEZ Eduardo	ESP	8	12	67		8
105	HABIB Mahdi	BRN	8	12	67		5



Individual Statistics

個人の統計 / Statistiques individuelles
 As of SAT 7 AUG 2021

GOALSCORERS

Rank	Name	Team	Goals	Shots	%	7m Shots	MP
105	HAEFNER Kai	GER	8	13	62		6
105	MARTINEZ CAMI Pedro	ARG	8	17	47		4
105	MOURINO Gaston Alberto	ARG	8	11	73		5
105	MYRHOL Bjarte	NOR	8	11	73		6
105	NGUESSAN Timothy	FRA	8	17	47		5
105	SALINA Daymaro	POR	8	11	73		5
113	ALI Hasan	BRN	7	14	50		6
113	ALSAMAHIJI Hasan	BRN	7	11	64		6
113	ELDERAA Seif	EGY	7	12	58		8
113	JAKOBSEN Emil	DEN	7	11	64		3
113	KNORR Juri	GER	7	16	44		6
113	PETTERSSON Fredric	SWE	7	12	58		6
113	SANCHEZ-MIGALLON NARANJO Miguel	ESP	7	11	64		4
113	SIMONET Sebastian Alejandro	ARG	7	14	50	3/6	5
113	YOSHIDA Shuichi	JPN	7	17	41		5
122	ANDERSSON Lasse	DEN	6	14	43		6
122	MAGALHAES Fabio	POR	6	13	46		5
122	TEIXEIRA Vinicius	BRA	6	9	67		5
122	TOKUDA Rennosuke	JPN	6	7	86		3
126	BORGES Felipe	BRA	5	10	50	0/2	5
126	HACKBARTH Rudolph	BRA	5	7	71	2/2	3
126	PETTERSSON Daniel	SWE	5	8	63		6
129	BONANNO Nicolas	ARG	4	11	36		5
129	FERNANDEZ Federico Gaston	ARG	4	14	29	1/2	4
129	ITURRIZA Victor	POR	4	6	67		3
129	OEVERBY Petter	NOR	4	9	44		6
129	OLSEN Morten	DEN	4	5	80		8
129	PIZARRO Federico	ARG	4	12	33	1/2	3
129	PONCIANO Thiago	BRA	4	15	27		5
136	BARONETTO Santiago	ARG	3	5	60		1
136	CAROU Gonzalo Matias	ARG	3	4	75		4
136	FREDRIKSEN Magnus	NOR	3	5	60		6
136	PEREZ de VARGAS MORENO Gonzalo	ESP	3	5	60		8
136	PETRUS Thiagus	BRA	3	7	43		5
141	ABDULREDHA Mohamed	BRN	2	5	40		6
141	DUARTE Gilberto	POR	2	3	67		3
141	LAGARDE Romain	FRA	2	2	100		3
141	NARITA Kohei	JPN	2	5	40		5
141	PALICKA Andreas	SWE	2	3	67		6
141	VAINSTEIN Pablo	ARG	2	4	50		5
141	VIAL TERCARIOL Leonardo	BRA	2	2	100		5
148	ELMASRY Ibrahim	EGY	1	5	20		8
148	ELTAYAR Mohamed	EGY	1	1	100		8
148	GERARD Vincent	FRA	1	2	50		8
148	GUARDIOLA VILLAPLANA Gedeon	ESP	1	4	25		8
148	LEMKE Finn	GER	1	1	100		6
148	MACIEL Leonel Carlos Sergio	ARG	1	1	100		5
148	MOELLER Kevin	DEN	1	2	50		8
148	MOELLGAARD Henrik	DEN	1	1	100		8
148	NAWAR Wisam	EGY	1	1	100		3
148	SAEVERAAS Kristian	NOR	1	1	100		6
148	SAKAI Motoki	JPN	1	1	100		5
148	SUGIOKA Naoki	JPN	1	2	50		4



Individual Statistics

個人の統計 / Statistiques individuelles

As of SAT 7 AUG 2021

ASSISTS

Rank	Name	Team	Assists	MP
1	GIDSEL Mathias	DEN	36	8
2	REMILI Nedim	FRA	35	8
3	HANSEN Mikkel	DEN	31	8
4	DUJSHEBAEV DOVICHEBAEVA Alex	ESP	29	8
4	KARABATIC Nikola	FRA	29	8
6	SAGOSEN Sander	NOR	27	6
7	CARLSBOGARD Jonathan	SWE	24	6
7	ELDERAA Yehia	EGY	24	8
9	GOTTFRIDSSON Jim	SWE	23	6
10	O'SULLIVAN Christian	NOR	21	6
10	SIMONET Pablo Ariel	ARG	21	5
10	WEBER Philipp	GER	21	6
13	MOHAMED Ahmed	EGY	20	8
13	OMAR Yahia	EGY	20	8
13	SARMIENTO MELIAN Daniel	ESP	20	8
16	LAGERGREN Albin	SWE	18	6
16	MAGALHAES Fabio	POR	18	5
18	DRUX Paul	GER	17	6
19	ENTRERRIOS RODRIGUEZ Raul	ESP	16	8
19	MARTINS Miguel	POR	16	5
19	MEM Dika	FRA	16	8
19	MOHAMED Ali	EGY	16	7
23	AHMED Mohamed	BRN	15	6
24	GARCIA ROBLEDO Antonio	ESP	14	8
24	HOLM Jacob	DEN	14	8
24	SILVA Joao Pedro	BRA	14	5
24	SILVA Rui	POR	14	5
28	GURBINDO MARTINEZ Eduardo	ESP	13	8
29	ALMAQABI Ahmed	BRN	12	6
30	BONANNO Nicolas	ARG	11	5
30	LANGARO Haniel	BRA	11	5
30	MAHE Kentin	FRA	11	8
30	RICHARDSON Melvyn	FRA	11	3
30	SIMONET Diego Esteban	ARG	11	4
30	WEINHOLD Steffen	GER	11	6
36	TOKUDA Shinnosuke	JPN	10	5
37	ALSAYYAD Husain	BRN	9	6
37	KUEHN Julius	GER	9	6
37	LAGARDE Romain	FRA	9	3
37	MAQUEDA PENO Jorge	ESP	9	8
41	ALI Ali Merza	BRN	8	6
41	FABREGAS Ludovic	FRA	8	8
41	GOMES Andre	POR	8	5
41	REINKIND Harald	NOR	8	6
45	CLAAR Felix	SWE	7	6
45	GULLERUD Magnus	NOR	7	6
45	MENSAH Mads	DEN	7	8
45	PORTE Valentin	FRA	7	8
45	RODRIGUES Gustavo	BRA	7	4
45	SIMONET Sebastian Alejandro	ARG	7	5
45	WATANABE Jin	JPN	7	5
45	YOSHINO Tatsuki	JPN	7	5
53	ABELVIK ROED Magnus	NOR	6	6



Individual Statistics

個人の統計 / Statistiques individuelles

As of SAT 7 AUG 2021

ASSISTS

Rank	Name	Team	Assists	MP
53	BAIG Adamyuki	JPN	6	5
53	HAEFNER Kai	GER	6	6
53	MARTINEZ CAMI Pedro	ARG	6	4
53	MOHAMED Mohamed	BRN	6	6
53	SANDELL Lukas	SWE	6	6
53	TOKUDA Rennosuke	JPN	6	3
60	MIZUMACHI Kotaro	JPN	5	5
60	PEKELER Hendrik	GER	5	6
62	DOI Remi Anri	JPN	4	5
62	FIGUERAS TREJO Adrian	ESP	4	8
62	FREDRIKSEN Magnus	NOR	4	6
62	LANDIN Magnus	DEN	4	8
62	MORAES Rogerio	BRA	4	5
62	MOURINO Gaston Alberto	ARG	4	5
62	NGUESSAN Timothy	FRA	4	5
62	PEREZ de VARGAS MORENO Gonzalo	ESP	4	8
62	PETRUS Thiago	BRA	4	5
62	SALINA Daymaro	POR	4	5
62	TOURNAT Nicolas	FRA	4	7
73	AGGEFORS Mikael	SWE	3	6
73	ALI Hasan	BRN	3	6
73	ANDERSSON Lasse	DEN	3	6
73	EKBERG Niclas	SWE	3	6
73	ELDERAA Seif	EGY	3	8
73	FERNANDEZ PEREZ Angel	ESP	3	7
73	FERRAZ Joao	POR	3	5
73	GUARDIOLA VILLAPLANA Gedeon	ESP	3	8
73	KARABATIC Luka	FRA	3	8
73	MOELLER Kevin	DEN	3	8
73	SAUGSTRUP Magnus	DEN	3	8
73	VAINSTEIN Pablo	ARG	3	5
73	YOSHIDA Shuichi	JPN	3	5
86	AGARIE Yuto	JPN	2	3
86	AREIA Antonio	POR	2	5
86	DUTRA Leonardo	BRA	2	5
86	ELAHMAR Ahmed	EGY	2	8
86	ELWAKIL Omar	EGY	2	8
86	GERARD Vincent	FRA	2	8
86	GOLLA Johannes	GER	2	6
86	GOMEZ ABELLO Aleix	ESP	2	8
86	HABIB Mahdi	BRN	2	5
86	JOENDAL Magnus	NOR	2	6
86	KADDAH Hassan	EGY	2	8
86	KASTENING Timo	GER	2	6
86	KNORR Juri	GER	2	6
86	LANDIN Niklas	DEN	2	8
86	MACIEL Leonel Carlos Sergio	ARG	2	5
86	MOSCARIELLO Lucas Dario	ARG	2	5
86	MOTOKI Hiroki	JPN	2	5
86	OLSEN Morten	DEN	2	8
86	PETTERSSON Fredric	SWE	2	6
86	PIZARRO Ignacio	ARG	2	5
86	SOLE SALA Ferran	ESP	2	6



Individual Statistics

個人の統計 / Statistiques individuelles

As of SAT 7 AUG 2021

ASSISTS

Rank	Name	Team	Assists	MP
86	SUNNEFELDT Oskar	SWE	2	5
86	SVAN Lasse	DEN	2	7
86	TEIXEIRA Vinicius	BRA	2	5
86	TOFT HANSEN Henrik	DEN	2	8
86	TOLEDO Jose Guilherme	BRA	2	2
86	WOLFF Andreas	GER	2	6
113	ABDULREDHA Mohamed	BRN	1	6
113	AGUINAGALDE AQUIZU Julen	ESP	1	4
113	ALI Mohamed	BRN	1	6
113	ALI Mohamed	BRN	1	6
113	BAR Juan Manuel	ARG	1	5
113	CHIUFFA Fabio	BRA	1	5
113	CORRALES RODAL Rodrigo	ESP	1	8
113	DARJ Max	SWE	1	6
113	DUARTE Gilberto	POR	1	3
113	EID Ali	BRN	1	6
113	ELMASRY Ibrahim	EGY	1	8
113	ELTAYAR Mohamed	EGY	1	8
113	FADHUL Ahmed	BRN	1	6
113	FERNANDEZ Federico Gaston	ARG	1	4
113	GUIGOU Michael	FRA	1	7
113	GULLIKSEN Kevin	NOR	1	6
113	HANSEN Johan	DEN	1	8
113	ITURRIZA Victor	POR	1	3
113	LEMKE Finn	GER	1	6
113	MESILHY Ahmed	EGY	1	6
113	MOELGAARD Henrik	DEN	1	8
113	MORROS de ARGILA Viran	ESP	1	3
113	MYRHOL Bjarte	NOR	1	6
113	NARITA Kohei	JPN	1	5
113	NAWAR Wisam	EGY	1	3
113	OEVERBY Petter	NOR	1	6
113	PALICKA Andreas	SWE	1	6
113	PONCIANO Thiago	BRA	1	5
113	SAEVERAAS Kristian	NOR	1	6
113	SANAD Mohammad	EGY	1	8
113	SANCHEZ-MIGALLON NARANJO Miguel	ESP	1	4
113	SCHILLER Marcel	GER	1	5
113	SHEBIB Mohamed	EGY	1	8
113	WANNE Hampus	SWE	1	6



Individual Statistics

個人の統計 / Statistiques individuelles

As of SAT 7 AUG 2021

GOALS AND ASSISTS

Rank	Name	Team	Goals + Assists	Goals	Assists	MP
1	HANSEN Mikkel	DEN	92	61	31	8
2	GIDSEL Mathias	DEN	82	46	36	8
3	SAGOSEN Sander	NOR	70	43	27	6
4	REMILI Nedim	FRA	67	32	35	8
5	DUJSHEBAEV DOVICHEBAEVA Alex	ESP	58	29	29	8
5	OMAR Yahia	EGY	58	38	20	8
7	KARABATIC Nikola	FRA	51	22	29	8
8	MOHAMED Ahmed	EGY	48	28	20	8
9	ELDERAA Yehia	EGY	46	22	24	8
9	GOMEZ ABELLO Aleix	ESP	46	44	2	8
11	AHMED Mohamed	BRN	45	30	15	6
11	MEM Dika	FRA	45	29	16	8
13	HOLM Jacob	DEN	43	29	14	8
14	WANNE Hampus	SWE	42	41	1	6
15	CARLSBOGARD Jonathan	SWE	41	17	24	6
15	FIGUERAS TREJO Adrian	ESP	41	37	4	8
17	GOTTFRIDSSON Jim	SWE	39	16	23	6
17	LAGERGREN Albin	SWE	39	21	18	6
19	ELAHMAR Ahmed	EGY	38	36	2	8
19	GARCIA ROBLEDO Antonio	ESP	38	24	14	8
19	SARMIENTO MELIAN Daniel	ESP	38	18	20	8
22	WEINHOLD Steffen	GER	37	26	11	6
23	MOHAMED Ali	EGY	36	20	16	7
24	ENTRERRIOS RODRIGUEZ Raul	ESP	35	19	16	8
24	SILVA Joao Pedro	BRA	35	21	14	5
24	WEBER Philipp	GER	35	14	21	6
27	ALSAYYAD Husain	BRN	34	25	9	6
28	O'SULLIVAN Christian	NOR	33	12	21	6
29	DESCAT Hugo	FRA	32	32		7
29	SIMONET Pablo Ariel	ARG	32	11	21	5
31	LANGARO Haniel	BRA	31	20	11	5
32	MAHE Kentin	FRA	30	19	11	8
32	SIMONET Diego Esteban	ARG	30	19	11	4
34	KASTENING Timo	GER	29	27	2	6
34	REINKIND Harald	NOR	29	21	8	6
34	SILVA Rui	POR	29	15	14	5
37	DRUX Paul	GER	28	11	17	6
37	MOTOKI Hiroki	JPN	28	26	2	5
39	FABREGAS Ludovic	FRA	27	19	8	8
39	JOENDAL Magnus	NOR	27	25	2	6
39	MARTINS Miguel	POR	27	11	16	5
39	MENSAH Mads	DEN	27	20	7	8
39	SANAD Mohammad	EGY	27	26	1	8
44	KUEHN Julius	GER	26	17	9	6
44	YOSHINO Tatsuki	JPN	26	19	7	5
46	ALMAQABI Ahmed	BRN	24	12	12	6
46	GOMES Andre	POR	24	16	8	5
46	MAGALHAES Fabio	POR	24	6	18	5
46	PORTE Valentin	FRA	24	17	7	8
46	TOKUDA Shinnosuke	JPN	24	14	10	5
51	ALI Ali Merza	BRN	23	15	8	6
51	CLAAR Felix	SWE	23	16	7	6
51	TOURNAT Nicolas	FRA	23	19	4	7



Individual Statistics

個人の統計 / Statistiques individuelles

As of SAT 7 AUG 2021

GOALS AND ASSISTS

Rank	Name	Team	Goals + Assists	Goals	Assists	MP
54	CHIUFFA Fabio	BRA	22	21	1	5
54	DUTRA Leonardo	BRA	22	20	2	5
54	ELWAKIL Omar	EGY	22	20	2	8
54	RICHARDSON Melvyn	FRA	22	11	11	3
54	SHEBIB Mohamed	EGY	22	21	1	8
59	GOLLA Johannes	GER	21	19	2	6
59	GURBINDO MARTINEZ Eduardo	ESP	21	8	13	8
59	MAQUEDA PENO Jorge	ESP	21	12	9	8
59	PIZARRO Ignacio	ARG	21	19	2	5
59	SAUGSTRUP Magnus	DEN	21	18	3	8
59	WATANABE Jin	JPN	21	14	7	5
65	BAIG Adamyuki	JPN	20	14	6	5
65	EKBERG Niclas	SWE	20	17	3	6
65	FERNANDEZ PEREZ Angel	ESP	20	17	3	7
65	FERRAZ Joao	POR	20	17	3	5
65	TOFT HANSEN Henrik	DEN	20	18	2	8
70	LANDIN Magnus	DEN	19	15	4	8
70	RODRIGUES Gustavo	BRA	19	12	7	4
70	SANDELL Lukas	SWE	19	13	6	6
70	SOLE SALA Ferran	ESP	19	17	2	6
74	ABALO Luc	FRA	18	18		8
74	ABELVIK ROED Magnus	NOR	18	12	6	6
74	DOI Remi Anri	JPN	18	14	4	5
74	MOHAMED Mohamed	BRN	18	12	6	6
74	SCHILLER Marcel	GER	18	17	1	5
79	GUIGOU Michael	FRA	17	16	1	7
79	GULLERUD Magnus	NOR	17	10	7	6
79	MARTINEZ Ramiro	ARG	17	17		5
79	MOSCARIELLO Lucas Dario	ARG	17	15	2	5
83	FADHUL Ahmed	BRN	16	15	1	6
83	GENSHEIMER Uwe	GER	16	16		6
83	HANSEN Johan	DEN	16	15	1	8
83	SVAN Lasse	DEN	16	14	2	7
87	AREIA Antonio	POR	15	13	2	5
87	BONANNO Nicolas	ARG	15	4	11	5
87	MIZUMACHI Kotaro	JPN	15	10	5	5
87	PORTELA Pedro	POR	15	15		4
91	BORGES Alexis	POR	14	14		5
91	HAEFNER Kai	GER	14	8	6	6
91	KARABATIC Luka	FRA	14	11	3	8
91	MARTINEZ CAMI Pedro	ARG	14	8	6	4
91	PEKELER Hendrik	GER	14	9	5	6
91	SIMONET Sebastian Alejandro	ARG	14	7	7	5
97	ALI Mohamed	BRN	13	12	1	6
97	DARJ Max	SWE	13	12	1	6
97	EID Ali	BRN	13	12	1	6
97	GULLIKSEN Kevin	NOR	13	12	1	6
97	MORAES Rogerio	BRA	13	9	4	5
102	BRANQUINHO Diogo	POR	12	12		5
102	MOURINO Gaston Alberto	ARG	12	8	4	5
102	NGUESSAN Timothy	FRA	12	8	4	5
102	SALINA Daymaro	POR	12	8	4	5
102	TOKUDA Rennosuke	JPN	12	6	6	3



Individual Statistics

個人の統計 / Statistiques individuelles
As of SAT 7 AUG 2021

GOALS AND ASSISTS

Rank	Name	Team	Goals + Assists	Goals	Assists	MP
107	AGARIE Yuto	JPN	11	9	2	3
107	KADDAH Hassan	EGY	11	9	2	8
107	LAGARDE Romain	FRA	11	2	9	3
110	AGUINAGALDE AQUIZU Julen	ESP	10	9	1	4
110	ALI Hasan	BRN	10	7	3	6
110	BJOERNSEN Kristian	NOR	10	10		6
110	ELDERAA Seif	EGY	10	7	3	8
110	FRADE Luis	POR	10	10		5
110	HABIB Mahdi	BRN	10	8	2	5
110	MESILHY Ahmed	EGY	10	9	1	6
110	PELLAS Lucas	SWE	10	10		6
110	YOSHIDA Shuichi	JPN	10	7	3	5
119	ANDERSSON Lasse	DEN	9	6	3	6
119	KASAHARA Kenya	JPN	9	9		5
119	KNORR Juri	GER	9	7	2	6
119	MYRHOL Bjarte	NOR	9	8	1	6
119	PETTERSSON Fredric	SWE	9	7	2	6
124	SANCHEZ-MIGALLON NARANJO Miguel	ESP	8	7	1	4
124	TEIXEIRA Vinicius	BRA	8	6	2	5
126	ALSAMAHJI Hasan	BRN	7	7		6
126	FREDRIKSEN Magnus	NOR	7	3	4	6
126	JAKOBSEN Emil	DEN	7	7		3
126	PEREZ de VARGAS MORENO Gonzalo	ESP	7	3	4	8
126	PETRUS Thiagus	BRA	7	3	4	5
131	OLSEN Morten	DEN	6	4	2	8
132	BORGES Felipe	BRA	5	5		5
132	FERNANDEZ Federico Gaston	ARG	5	4	1	4
132	HACKBARTH Rudolph	BRA	5	5		3
132	ITURRIZA Victor	POR	5	4	1	3
132	OEVERBY Petter	NOR	5	4	1	6
132	PETTERSSON Daniel	SWE	5	5		6
132	PONCIANO Thiago	BRA	5	4	1	5
132	VAINSTEIN Pablo	ARG	5	2	3	5
140	GUARDIOLA VILLAPLANA Gedeon	ESP	4	1	3	8
140	MOELLER Kevin	DEN	4	1	3	8
140	PIZARRO Federico	ARG	4	4		3
143	ABDULREDHA Mohamed	BRN	3	2	1	6
143	AGGEFORS Mikael	SWE	3		3	6
143	BARONETTO Santiago	ARG	3	3		1
143	CAROU Gonzalo Matias	ARG	3	3		4
143	DUARTE Gilberto	POR	3	2	1	3
143	GERARD Vincent	FRA	3	1	2	8
143	MACIEL Leonel Carlos Sergio	ARG	3	1	2	5
143	NARITA Kohei	JPN	3	2	1	5
143	PALICKA Andreas	SWE	3	2	1	6
152	ELMASRY Ibrahim	EGY	2	1	1	8
152	ELTAYAR Mohamed	EGY	2	1	1	8
152	LANDIN Niklas	DEN	2		2	8
152	LEMKE Finn	GER	2	1	1	6
152	MOELLGAARD Henrik	DEN	2	1	1	8
152	NAWAR Wisam	EGY	2	1	1	3
152	SAEVERAAS Kristian	NOR	2	1	1	6
152	SUNNEFELDT Oskar	SWE	2	0	2	5



Individual Statistics

個人の統計 / Statistiques individuelles
 As of SAT 7 AUG 2021

GOALS AND ASSISTS

Rank	Name	Team	Goals + Assists	Goals	Assists	MP
152	TOLEDO Jose Guilherme	BRA	2	0	2	2
152	VIAL TERCARIOL Leonardo	BRA	2	2		5
152	WOLFF Andreas	GER	2		2	6
163	ALI Mohamed	BRN	1		1	6
163	BAR Juan Manuel	ARG	1	0	1	5
163	CORRALES RODAL Rodrigo	ESP	1		1	8
163	MORROS de ARGILA Viran	ESP	1		1	3
163	SAKAI Motoki	JPN	1	1		5
163	SUGIOKA Naoki	JPN	1	1		4



Individual Statistics

個人の統計 / Statistiques individuelles

As of SAT 7 AUG 2021

STEALS

Rank	Name	Team	Total	Avg.	MP
1	GOMEZ ABELLO Aleix	ESP	8	1.0	8
1	OMAR Yahia	EGY	8	1.0	8
3	MOHAMED Ahmed	EGY	7	0.9	8
4	FABREGAS Ludovic	FRA	6	0.8	8
4	PONCIANO Thiago	BRA	6	1.2	5
6	BORGES Felipe	BRA	5	1.0	5
6	GUARDIOLA VILLAPLANA Gedeon	ESP	5	0.6	8
6	KARABATIC Luka	FRA	5	0.6	8
6	PETRUS Thiagus	BRA	5	1.0	5
10	DARJ Max	SWE	4	0.7	6
10	GARCIA ROBLEDO Antonio	ESP	4	0.5	8
10	GOLLA Johannes	GER	4	0.7	6
10	KASTENING Timo	GER	4	0.7	6
10	LAGERGREN Albin	SWE	4	0.7	6
10	MARTINEZ CAMI Pedro	ARG	4	1.0	4
10	MOHAMED Ali	EGY	4	0.6	7
10	SCHILLER Marcel	GER	4	0.8	5
10	SILVA Joao Pedro	BRA	4	0.8	5
10	SOLE SALA Ferran	ESP	4	0.7	6
10	WATANABE Jin	JPN	4	0.8	5
21	ABALO Luc	FRA	3	0.4	8
21	ALI Mohamed	BRN	3	0.5	6
21	CARLSBOGARD Jonathan	SWE	3	0.5	6
21	ELMASRY Ibrahim	EGY	3	0.4	8
21	GIDSEL Mathias	DEN	3	0.4	8
21	PEKELER Hendrik	GER	3	0.5	6
21	PEREZ de VARGAS MORENO Gonzalo	ESP	3	0.4	8
21	REMILI Nedim	FRA	3	0.4	8
21	SANAD Mohammad	EGY	3	0.4	8
21	SANCHEZ-MIGALLON NARANJO Miguel	ESP	3	0.8	4
21	SANDELL Lukas	SWE	3	0.5	6
21	SAUGSTRUP Magnus	DEN	3	0.4	8
21	TOFT HANSEN Henrik	DEN	3	0.4	8
34	ABELVIK ROED Magnus	NOR	2	0.3	6
34	AGARIE Yuto	JPN	2	0.7	3
34	ALI Ali Merza	BRN	2	0.3	6
34	ALSAYYAD Husain	BRN	2	0.3	6
34	ANDERSSON Lasse	DEN	2	0.3	6
34	BAIG Adamyuki	JPN	2	0.4	5
34	BONANNO Nicolas	ARG	2	0.4	5
34	CLAAR Felix	SWE	2	0.3	6
34	DUJSHEBAEV DOVICHEBAEVA Alex	ESP	2	0.3	8
34	GOTTFRIDSSON Jim	SWE	2	0.3	6
34	GULLERUD Magnus	NOR	2	0.3	6
34	GULLIKSEN Kevin	NOR	2	0.3	6
34	GURBINDO MARTINEZ Eduardo	ESP	2	0.3	8
34	HANSEN Mikkell	DEN	2	0.3	8
34	KASAHARA Kenya	JPN	2	0.4	5
34	LANDIN Magnus	DEN	2	0.3	8
34	MAGALHAES Fabio	POR	2	0.4	5
34	MAQUEDA PENO Jorge	ESP	2	0.3	8
34	MOELLGAARD Henrik	DEN	2	0.3	8
34	MOTOKI Hiroki	JPN	2	0.4	5



Individual Statistics

個人の統計 / Statistiques individuelles

As of SAT 7 AUG 2021

STEALS

Rank	Name	Team	Total	Avg.	MP
34	O'SULLIVAN Christian	NOR	2	0.3	6
34	VAINSTEIN Pablo	ARG	2	0.4	5
34	WANNE Hampus	SWE	2	0.3	6
57	ABDULREDHA Mohamed	BRN	1	0.2	6
57	ALI Hasan	BRN	1	0.2	6
57	ALSAMAHJI Hasan	BRN	1	0.2	6
57	BJOERNSEN Kristian	NOR	1	0.2	6
57	BRANQUINHO Diogo	POR	1	0.2	5
57	DESCAT Hugo	FRA	1	0.1	7
57	DOI Remi Anri	JPN	1	0.2	5
57	DRUX Paul	GER	1	0.2	6
57	DUARTE Gilberto	POR	1	0.3	3
57	EID Ali	BRN	1	0.2	6
57	ENTRERRIOS RODRIGUEZ Raul	ESP	1	0.1	8
57	FERNANDEZ PEREZ Angel	ESP	1	0.1	7
57	FERRAZ Joao	POR	1	0.2	5
57	GERARD Vincent	FRA	1	0.1	8
57	HABIB Mahdi	BRN	1	0.2	5
57	HACKBARTH Rudolph	BRA	1	0.3	3
57	HANSEN Johan	DEN	1	0.1	8
57	ITURRIZA Victor	POR	1	0.3	3
57	JOENDAL Magnus	NOR	1	0.2	6
57	KARABATIC Nikola	FRA	1	0.1	8
57	KUEHN Julius	GER	1	0.2	6
57	LANGARO Haniel	BRA	1	0.2	5
57	LEMKE Finn	GER	1	0.2	6
57	MARTINS Miguel	POR	1	0.2	5
57	MENSAH Mads	DEN	1	0.1	8
57	MORROS de ARGILA Viran	ESP	1	0.3	3
57	MOSCARIELLO Lucas Dario	ARG	1	0.2	5
57	NARITA Kohei	JPN	1	0.2	5
57	PELLAS Lucas	SWE	1	0.2	6
57	PETTERSSON Fredric	SWE	1	0.2	6
57	PIZARRO Federico	ARG	1	0.3	3
57	PIZARRO Ignacio	ARG	1	0.2	5
57	PORTE Valentin	FRA	1	0.1	8
57	RODRIGUES Gustavo	BRA	1	0.3	4
57	SAGOSEN Sander	NOR	1	0.2	6
57	SALINA Daymaro	POR	1	0.2	5
57	SARMIENTO MELIAN Daniel	ESP	1	0.1	8
57	SHEBIB Mohamed	EGY	1	0.1	8
57	SVAN Lasse	DEN	1	0.1	7
57	TEIXEIRA Vinicius	BRA	1	0.2	5
57	TOURNAT Nicolas	FRA	1	0.1	7
57	WEBER Philipp	GER	1	0.2	6
57	YOSHINO Tatsuki	JPN	1	0.2	5



Individual Statistics

個人の統計 / Statistiques individuelles

As of SAT 7 AUG 2021

BLOCKED SHOTS

Rank	Name	Team	Total	Avg.	MP
1	ELMASRY Ibrahim	EGY	11	1.4	8
1	SAUGSTRUP Magnus	DEN	11	1.4	8
3	FABREGAS Ludovic	FRA	10	1.3	8
4	MOELGAARD Henrik	DEN	6	0.8	8
5	CARLSBOGARD Jonathan	SWE	5	0.8	6
5	GOLLA Johannes	GER	5	0.8	6
5	KARABATIC Luka	FRA	5	0.6	8
5	NARITA Kohei	JPN	5	1.0	5
5	O'SULLIVAN Christian	NOR	5	0.8	6
10	BONANNO Nicolas	ARG	4	0.8	5
10	BORGES Alexis	POR	4	0.8	5
10	GULLERUD Magnus	NOR	4	0.7	6
10	PETRUS Thiagus	BRA	4	0.8	5
14	ITURRIZA Victor	POR	3	1.0	3
14	LEMKE Finn	GER	3	0.5	6
14	PETTERSSON Fredric	SWE	3	0.5	6
14	PORTE Valentin	FRA	3	0.4	8
14	TOURNAT Nicolas	FRA	3	0.4	7
19	ABDULREDHA Mohamed	BRN	2	0.3	6
19	ALI Mohamed	BRN	2	0.3	6
19	ANDERSSON Lasse	DEN	2	0.3	6
19	BAIG Adamyuki	JPN	2	0.4	5
19	DARJ Max	SWE	2	0.3	6
19	FRADE Luis	POR	2	0.4	5
19	GOTTFRIDSSON Jim	SWE	2	0.3	6
19	GUARDIOLA VILLAPLANA Gedeon	ESP	2	0.3	8
19	KASAHARA Kenya	JPN	2	0.4	5
19	MOHAMED Ahmed	EGY	2	0.3	8
19	MOHAMED Ali	EGY	2	0.3	7
19	MOURINO Gaston Alberto	ARG	2	0.4	5
19	SANCHEZ-MIGALLON NARANJO Miguel	ESP	2	0.5	4
19	TOFT HANSEN Henrik	DEN	2	0.3	8
33	ABELVIK ROED Magnus	NOR	1	0.2	6
33	AHMED Mohamed	BRN	1	0.2	6
33	CLAAR Felix	SWE	1	0.2	6
33	DRUX Paul	GER	1	0.2	6
33	ELDERAA Yehia	EGY	1	0.1	8
33	ENTRERRIOS RODRIGUEZ Raul	ESP	1	0.1	8
33	FERNANDEZ PEREZ Angel	ESP	1	0.1	7
33	GARCIA ROBLEDO Antonio	ESP	1	0.1	8
33	GIDSEL Mathias	DEN	1	0.1	8
33	KARABATIC Nikola	FRA	1	0.1	8
33	LAGARDE Romain	FRA	1	0.3	3
33	LANDIN Magnus	DEN	1	0.1	8
33	MAQUEDA PENO Jorge	ESP	1	0.1	8
33	MARTINEZ CAMI Pedro	ARG	1	0.3	4
33	MEM Dika	FRA	1	0.1	8
33	MENSAH Mads	DEN	1	0.1	8
33	MORROS de ARGILA Viran	ESP	1	0.3	3
33	MOSCARIELLO Lucas Dario	ARG	1	0.2	5
33	OEVERBY Petter	NOR	1	0.2	6
33	PEKELER Hendrik	GER	1	0.2	6
33	PONCIANO Thiago	BRA	1	0.2	5



Individual Statistics

個人の統計 / Statistiques individuelles
As of SAT 7 AUG 2021

BLOCKED SHOTS

Rank	Name	Team	Total	Avg.	MP
33	SALINA Daymaro	POR	1	0.2	5
33	SHEBIB Mohamed	EGY	1	0.1	8



Individual Statistics

個人の統計 / Statistiques individuelles

As of SAT 7 AUG 2021

PUNISHMENTS

Rank	Name	Team	Points		BC	RC		2Min	YC	MP	
			Avg.	Total		D	X				
1	PETRUS Thiagus	BRA	8.0	40			2	5		5	
2	MARTINEZ CAMI Pedro	ARG	4.3	17			1	1		4	
3	BORGES Alexis	POR	2.6	13				6	1	5	
4	GENSHEIMER Uwe	GER	2.5	15			1			6	
5	BORGES Felipe	BRA	2.4	12				1	4	5	
6	GULLERUD Magnus	NOR	2.3	14				1	5	6	
6	SAUGSTRUP Magnus	DEN	2.3	18					8	2	8
8	MOTOKI Hiroki	JPN	2.2	11					5	1	5
8	SAGOSEN Sander	NOR	2.2	13				1	4	1	6
10	PIZARRO Ignacio	ARG	2.0	10					5		5
10	TEIXEIRA Henrique	BRA	2.0	2					1		1
12	NARITA Kohei	JPN	1.8	9					4	1	5
12	SANCHEZ-MIGALLON NARANJO Miguel	ESP	1.8	7					3	1	4
14	PEKELER Hendrik	GER	1.7	10					3	4	6
15	FERRAZ Joao	POR	1.6	8					4		5
16	DARJ Max	SWE	1.5	9					3	3	6
16	GUARDIOLA VILLAPLANA Gedeon	ESP	1.5	12				1	4		8
16	LAGERGREN Albin	SWE	1.5	9					4	1	6
19	BONANNO Nicolas	ARG	1.4	7					3	1	5
19	MOSCARIELLO Lucas Dario	ARG	1.4	7					3	1	5
19	NGUESSAN Timothy	FRA	1.4	7					3	1	5
19	SALINA Daymaro	POR	1.4	7					3	1	5
23	ELMASRY Ibrahim	EGY	1.3	10					5		8
23	HACKBARTH Rudolph	BRA	1.3	4					2		3
23	ITURRIZA Victor	POR	1.3	4					2		3
26	ALSAMAHJI Hasan	BRN	1.2	7					3	1	6
26	ALSAYYAD Husain	BRN	1.2	7					3	1	6
26	GOLLA Johannes	GER	1.2	7					3	1	6
26	KASAHARA Kenya	JPN	1.2	6					3		5
26	PONCIANO Thiago	BRA	1.2	6					3		5
26	WATANABE Jin	JPN	1.2	6					3		5
32	KARABATIC Luka	FRA	1.1	9					3	3	8
32	MOELLGAARD Henrik	DEN	1.1	9					4	1	8
34	ABDULREDHA Mohamed	BRN	1.0	6					3		6
34	FERNANDEZ Federico Gaston	ARG	1.0	4					2		4
34	GOMES Andre	POR	1.0	5					2	1	5
34	HAEFNER Kai	GER	1.0	6					3		6
34	LANDIN Magnus	DEN	1.0	8					4		8
34	OEVERBY Petter	NOR	1.0	6					3		6
34	PETTERSSON Fredric	SWE	1.0	6					3		6
34	RODRIGUES Gustavo	BRA	1.0	4					2		4
34	SANDELL Lukas	SWE	1.0	6					3		6
34	SIMONET Diego Esteban	ARG	1.0	4					2		4
34	TOLEDO Jose Guilherme	BRA	1.0	2					1		2
34	WEINHOLD Steffen	GER	1.0	6					3		6
46	FABREGAS Ludovic	FRA	0.9	7					3	1	8
46	GURBINDO MARTINEZ Eduardo	ESP	0.9	7					3	1	8
46	TOURNAT Nicolas	FRA	0.9	6					3		7
49	ALI Hasan	BRN	0.8	5					2	1	6
49	ALMAQABI Ahmed	BRN	0.8	5					2	1	6
49	ANDERSSON Lasse	DEN	0.8	5					2	1	6
49	BAIG Adamyuki	JPN	0.8	4					2		5
49	CAROU Gonzalo Matias	ARG	0.8	3					1	1	4



Individual Statistics

個人の統計 / Statistiques individuelles

As of SAT 7 AUG 2021

PUNISHMENTS

Rank	Name	Team	Points		BC	RC		2Min	YC	MP
			Avg.	Total		D	X			
49	KARABATIC Nikola	FRA	0.8	6				3		8
49	MOHAMED Ahmed	EGY	0.8	6				2	2	8
49	O'SULLIVAN Christian	NOR	0.8	5				1	3	6
49	VAINSTEIN Pablo	ARG	0.8	4				2		5
49	YOSHINO Tatsuki	JPN	0.8	4				2		5
59	AHMED Mohamed	BRN	0.7	4				2		6
59	ALI Ali Merza	BRN	0.7	4				1	2	6
59	CARLSBOGARD Jonathan	SWE	0.7	4				2		6
59	CLAAR Felix	SWE	0.7	4				2		6
59	DUARTE Gilberto	POR	0.7	2				1		3
59	FADHUL Ahmed	BRN	0.7	4				2		6
59	KUEHN Julius	GER	0.7	4				2		6
59	LEMKE Finn	GER	0.7	4				2		6
59	MOHAMED Mohamed	BRN	0.7	4				2		6
59	REINKIND Harald	NOR	0.7	4				2		6
59	SOLE SALA Ferran	ESP	0.7	4				2		6
70	FRADE Luis	POR	0.6	3				1	1	5
70	MEM Dika	FRA	0.6	5				2	1	8
72	ABALO Luc	FRA	0.5	4				2		8
72	ALI Mohamed	BRN	0.5	3				1	1	6
72	DUJSHEBAEV DOVICHEBAEVA Alex	ESP	0.5	4				2		8
72	GARCIA ROBLEDO Antonio	ESP	0.5	4				2		8
72	KADDAH Hassan	EGY	0.5	4				2		8
72	MAHE Kentin	FRA	0.5	4				2		8
72	OMAR Yahia	EGY	0.5	4				2		8
72	PORTELA Pedro	POR	0.5	2				1		4
72	SARMIENTO MELIAN Daniel	ESP	0.5	4				2		8
72	SHEBIB Mohamed	EGY	0.5	4				2		8
82	DOI Remi Anri	JPN	0.4	2				1		5
82	ELAHMAR Ahmed	EGY	0.4	3				1	1	8
82	ELDERAA Yehia	EGY	0.4	3				1	1	8
82	ENTRERRIOS RODRIGUEZ Raul	ESP	0.4	3				1	1	8
82	GOMES Humberto	POR	0.4	2				1		5
82	HABIB Mahdi	BRN	0.4	2				1		5
82	LANGARO Haniel	BRA	0.4	2				1		5
82	MAGALHAES Fabio	POR	0.4	2				1		5
82	MAQUEDA PENO Jorge	ESP	0.4	3				1	1	8
82	MARTINEZ Ramiro	ARG	0.4	2				1		5
82	MARTINS Miguel	POR	0.4	2				1		5
82	MOHAMED Ali	EGY	0.4	3				1	1	7
82	MOURINO Gaston Alberto	ARG	0.4	2				1		5
82	SILVA Joao Pedro	BRA	0.4	2				1		5
82	SILVA Rui	POR	0.4	2				1		5
82	SIMONET Pablo Ariel	ARG	0.4	2				1		5
82	TORRIANI Guilherme	BRA	0.4	2				1		5
82	YOSHIDA Shuichi	JPN	0.4	2				1		5
100	FERNANDEZ PEREZ Angel	ESP	0.3	2				1		7
100	FIGUERAS TREJO Adrian	ESP	0.3	2				1		8
100	GIDSEL Mathias	DEN	0.3	2					2	8
100	JAKOBSEN Emil	DEN	0.3	1					1	3
100	JOENDAL Magnus	NOR	0.3	2				1		6
100	KASTENING Timo	GER	0.3	2				1		6
100	MENSAH Mads	DEN	0.3	2				1		8



Individual Statistics

個人の統計 / Statistiques individuelles

As of SAT 7 AUG 2021

PUNISHMENTS

Rank	Name	Team	Points		BC	RC		2Min	YC	MP
			Avg.	Total		D	X			
100	MORROS de ARGILA Viran	ESP	0.3	1					1	3
100	PORTE Valentin	FRA	0.3	2			1			8
100	REMILI Nedim	FRA	0.3	2			1			8
100	SANAD Mohammad	EGY	0.3	2			1			8
100	WANNE Hampus	SWE	0.3	2			1			6
100	WEBER Philipp	GER	0.3	2			1			6
113	CHIUFFA Fabio	BRA	0.2	1					1	5
113	DRUX Paul	GER	0.2	1					1	6
113	MACIEL Leonel Carlos Sergio	ARG	0.2	1					1	5
113	MORAES Rogerio	BRA	0.2	1					1	5
113	PELLAS Lucas	SWE	0.2	1					1	6

Note:
 Total Points = (BC) x 25 + (RC-D) x 15 + (RC-X) x 4 + (2Min) x 2 + (YC) x 1.

Legend:

%	Efficiency	2Min	2-Minute Suspensions	Avg.	Average per Match	BC	Blue Cards
D	Direct	MP	Matches Played	RC	Red Cards	X	Three Times 2-Minute Suspensions
YC	Yellow Cards						



Goalkeeper Statistics

ゴールキーパーの統計 / Statistiques des gardiens de but
As of SAT 7 AUG 2021

SHOTS

Minimum 20% of total shots received by team

Rank	Name	Team	%	Saves	Shots	MP
1	BITTER Johannes	GER	33	32	96	6
2	HENDAWY Karim	EGY	32	57	180	8
2	LANDIN Niklas	DEN	32	64	198	8
4	AGGEFORS Mikael	SWE	31	25	80	6
4	BERGERUD Torbjorn	NOR	31	51	164	6
4	GERARD Vincent	FRA	31	74	236	8
7	ELTAYAR Mohamed	EGY	30	41	135	8
7	VIAL TERCARIOL Leonardo	BRA	30	39	128	5
9	CAPDEVILLE Gustavo	POR	29	25	85	5
9	MOELLER Kevin	DEN	29	28	96	8
11	MACIEL Leonel Carlos Sergio	ARG	28	37	131	5
11	PALICKA Andreas	SWE	28	46	165	6
11	PEREZ de VARGAS MORENO Gonzalo	ESP	28	68	241	8
14	CORRALES RODAL Rodrigo	ESP	26	19	72	8
14	GENTY Yann	FRA	26	20	76	8
14	WOLFF Andreas	GER	26	34	129	6
17	SAEVERAAS Kristian	NOR	25	15	59	6
18	ALI Mohamed	BRN	24	48	197	6
18	IWASHITA Yuta	JPN	24	27	114	5
20	GOMES Humberto	POR	22	25	112	5
20	SAKAI Motoki	JPN	22	19	86	5
22	BAR Juan Manuel	ARG	20	11	56	5
22	da ROSA Rangel	BRA	20	12	61	5

7m PENALTY SHOTS

Minimum 20% of total shots received by team

Rank	Name	Team	%	Saves	Shots	MP
1	GERARD Vincent	FRA	38	9	24	8
2	CAPDEVILLE Gustavo	POR	31	4	13	5
3	BAR Juan Manuel	ARG	30	3	10	5
4	MACIEL Leonel Carlos Sergio	ARG	29	2	7	5
5	BITTER Johannes	GER	25	2	8	6
6	PALICKA Andreas	SWE	23	3	13	6
6	PEREZ de VARGAS MORENO Gonzalo	ESP	23	7	30	8
8	AGGEFORS Mikael	SWE	22	2	9	6
8	da ROSA Rangel	BRA	22	2	9	5
10	GENTY Yann	FRA	21	3	14	8
10	MOELLER Kevin	DEN	21	3	14	8
12	LANDIN Niklas	DEN	20	2	10	8
13	SAEVERAAS Kristian	NOR	13	1	8	6
14	ELTAYAR Mohamed	EGY	10	1	10	8
15	ALI Mohamed	BRN	9	1	11	6
15	BERGERUD Torbjorn	NOR	9	1	11	6
17	GOMES Humberto	POR	8	1	13	5
18	HENDAWY Karim	EGY	7	1	15	8

Legend:

% Efficiency

MP

Matches Played



Fastest Goal Scoring Shots

最速ゴールショット / Tirs au but les plus rapides

As of SAT 7 AUG 2021 at 22:39

TOP 40 FASTEST GOAL SCORING SHOTS

Rank	Uniform Number	Name	Team	Speed km/h	Match			
					Teams	Phase	Date	Start Time
1	14	MAHE Kentin	FRA	121	FRA - ESP	Preliminary Round Group A	FRI 30 JUL	14:15
2	31	YOSHINO Tatsuki	JPN	120	POR - JPN	Preliminary Round Group B	SUN 1 AUG	9:00
2	28	ANDERSSON Lasse	DEN	120	DEN - NOR	Quarterfinal	TUE 3 AUG	17:00
4	2	CARLSBOGARD Jonathan	SWE	118	SWE - EGY	Preliminary Round Group B	FRI 30 JUL	16:15
5	39	ELDERAA Yehia	EGY	117	SWE - EGY	Preliminary Round Group B	FRI 30 JUL	16:15
6	17	FIGUERAS TREJO Adrian	ESP	116	ESP - DEN	Semifinal	THU 5 AUG	21:00
7	2	CARLSBOGARD Jonathan	SWE	115	SWE - EGY	Preliminary Round Group B	FRI 30 JUL	16:15
7	22	MENSAH Mads	DEN	115	DEN - SWE	Preliminary Round Group B	SUN 1 AUG	21:30
7	10	DUJSHEBAEV DOVICHEBAEVA Alex	ESP	115	ESP - DEN	Semifinal	THU 5 AUG	21:00
10	38	MIZUMACHI Kotaro	JPN	112	BRN - JPN	Preliminary Round Group B	FRI 30 JUL	11:00
11	14	SILVA Rui	POR	111	POR - DEN	Preliminary Round Group B	FRI 30 JUL	19:30
11	20	WATANABE Jin	JPN	111	POR - JPN	Preliminary Round Group B	SUN 1 AUG	9:00
11	90	MOHAMED Ali	EGY	111	FRA - EGY	Semifinal	THU 5 AUG	17:00
14	10	MEM Dika	FRA	110	FRA - ESP	Preliminary Round Group A	FRI 30 JUL	14:15
14	95	DRUX Paul	GER	110	GER - NOR	Preliminary Round Group A	FRI 30 JUL	21:30
14	35	KUEHN Julius	GER	110	GER - EGY	Quarterfinal	TUE 3 AUG	20:45
17	4	SILVA Joao Pedro	BRA	109	ARG - BRA	Preliminary Round Group A	FRI 30 JUL	9:00
17	90	MOHAMED Ali	EGY	109	GER - EGY	Quarterfinal	TUE 3 AUG	20:45
17	4	GOLLA Johannes	GER	109	GER - EGY	Quarterfinal	TUE 3 AUG	20:45
17	28	GOMEZ ABELLO Aleix	ESP	109	EGY - ESP	Bronze Medal Match	SAT 7 AUG	17:00
21	15	MOHAMED Ahmed	EGY	108	SWE - EGY	Preliminary Round Group B	FRI 30 JUL	16:15
21	27	GOMES Andre	POR	108	POR - JPN	Preliminary Round Group B	SUN 1 AUG	9:00
21	31	ELWAKIL Omar	EGY	108	EGY - BRN	Preliminary Round Group B	SUN 1 AUG	11:00
21	4	SILVA Joao Pedro	BRA	108	GER - BRA	Preliminary Round Group A	SUN 1 AUG	19:30
25	15	BAIG Adamyuki	JPN	107	BRN - JPN	Preliminary Round Group B	FRI 30 JUL	11:00
25	20	WEBER Philipp	GER	107	GER - BRA	Preliminary Round Group A	SUN 1 AUG	19:30
25	6	LEMKE Finn	GER	107	GER - BRA	Preliminary Round Group A	SUN 1 AUG	19:30
25	10	MEM Dika	FRA	107	FRA - BRN	Quarterfinal	TUE 3 AUG	9:30
25	39	ELDERAA Yehia	EGY	107	GER - EGY	Quarterfinal	TUE 3 AUG	20:45
25	42	KADDAH Hassan	EGY	107	EGY - ESP	Bronze Medal Match	SAT 7 AUG	17:00
31	90	MOHAMED Ali	EGY	106	SWE - EGY	Preliminary Round Group B	FRI 30 JUL	16:15
31	35	KUEHN Julius	GER	106	GER - NOR	Preliminary Round Group A	FRI 30 JUL	21:30
31	14	SILVA Rui	POR	106	POR - JPN	Preliminary Round Group B	SUN 1 AUG	9:00
31	15	MOHAMED Ahmed	EGY	106	GER - EGY	Quarterfinal	TUE 3 AUG	20:45
31	73	KASTENING Timo	GER	106	GER - EGY	Quarterfinal	TUE 3 AUG	20:45
31	39	ELDERAA Yehia	EGY	106	GER - EGY	Quarterfinal	TUE 3 AUG	20:45
31	39	ELDERAA Yehia	EGY	106	EGY - ESP	Bronze Medal Match	SAT 7 AUG	17:00
31	10	MEM Dika	FRA	106	FRA - DEN	Gold Medal Match	SAT 7 AUG	21:00
39	33	DUTRA Leonardo	BRA	105	NOR - BRA	Preliminary Round Group A	SAT 24 JUL	9:00
39	6	SIMONET Diego Esteban	ARG	105	FRA - ARG	Preliminary Round Group A	SAT 24 JUL	11:00



Fastest Goal Scoring Shots
最速ゴールショット / Tirs au but les plus rapides
As of SAT 7 AUG 2021 at 22:39

FASTEST GOAL SCORERS BY TEAM

Team	Rank	Uniform Number	Name	Speed km/h	Match			
					Teams	Phase	Date	Start Time
ARG	1	6	SIMONET Diego Esteban	105	FRA - ARG	Preliminary Round Group A	SAT 24 JUL	11:00
	2	6	SIMONET Diego Esteban	100	ARG - GER	Preliminary Round Group A	MON 26 JUL	11:00
	3	6	SIMONET Diego Esteban	99	FRA - ARG	Preliminary Round Group A	SAT 24 JUL	11:00
BRA	1	4	SILVA Joao Pedro	109	ARG - BRA	Preliminary Round Group A	FRI 30 JUL	9:00
	2	4	SILVA Joao Pedro	108	GER - BRA	Preliminary Round Group A	SUN 1 AUG	19:30
	3	33	DUTRA Leonardo	105	NOR - BRA	Preliminary Round Group A	SAT 24 JUL	9:00
BRN	1	77	ALI Ali Merza	105	SWE - BRN	Preliminary Round Group B	SAT 24 JUL	14:15
	1	9	ALSAMAHJI Hasan	105	SWE - BRN	Preliminary Round Group B	SAT 24 JUL	14:15
	3	99	ALSAYYAD Husain	104	SWE - BRN	Preliminary Round Group B	SAT 24 JUL	14:15
DEN	1	28	ANDERSSON Lasse	120	DEN - NOR	Quarterfinal	TUE 3 AUG	17:00
	2	22	MENSAH Mads	115	DEN - SWE	Preliminary Round Group B	SUN 1 AUG	21:30
	3	33	GIDSEL Mathias	104	POR - DEN	Preliminary Round Group B	FRI 30 JUL	19:30
EGY	1	39	ELDERAA Yehia	117	SWE - EGY	Preliminary Round Group B	FRI 30 JUL	16:15
	2	90	MOHAMED Ali	111	FRA - EGY	Semifinal	THU 5 AUG	17:00
	3	90	MOHAMED Ali	109	GER - EGY	Quarterfinal	TUE 3 AUG	20:45
ESP	1	17	FIGUERAS TREJO Adrian	116	ESP - DEN	Semifinal	THU 5 AUG	21:00
	2	10	DUJSHEBAEV DOVICHEBAEVA Alex	115	ESP - DEN	Semifinal	THU 5 AUG	21:00
	3	28	GOMEZ ABELLO Aleix	109	EGY - ESP	Bronze Medal Match	SAT 7 AUG	17:00
FRA	1	14	MAHE Kentin	121	FRA - ESP	Preliminary Round Group A	FRI 30 JUL	14:15
	2	10	MEM Dika	110	FRA - ESP	Preliminary Round Group A	FRI 30 JUL	14:15
	3	10	MEM Dika	107	FRA - BRN	Quarterfinal	TUE 3 AUG	9:30
GER	1	95	DRUX Paul	110	GER - NOR	Preliminary Round Group A	FRI 30 JUL	21:30
	1	35	KUEHN Julius	110	GER - EGY	Quarterfinal	TUE 3 AUG	20:45
	3	4	GOLLA Johannes	109	GER - EGY	Quarterfinal	TUE 3 AUG	20:45
JPN	1	31	YOSHINO Tatsuki	120	POR - JPN	Preliminary Round Group B	SUN 1 AUG	9:00
	2	38	MIZUMACHI Kotaro	112	BRN - JPN	Preliminary Round Group B	FRI 30 JUL	11:00
	3	20	WATANABE Jin	111	POR - JPN	Preliminary Round Group B	SUN 1 AUG	9:00
NOR	1	24	O'SULLIVAN Christian	104	ESP - NOR	Preliminary Round Group A	MON 26 JUL	16:15
	1	5	SAGOSEN Sander	104	NOR - ARG	Preliminary Round Group A	WED 28 JUL	16:15
	3	27	REINKIND Harald	102	NOR - BRA	Preliminary Round Group A	SAT 24 JUL	9:00
POR	1	14	SILVA Rui	111	POR - DEN	Preliminary Round Group B	FRI 30 JUL	19:30
	2	27	GOMES Andre	108	POR - JPN	Preliminary Round Group B	SUN 1 AUG	9:00
	3	14	SILVA Rui	106	POR - JPN	Preliminary Round Group B	SUN 1 AUG	9:00
SWE	1	2	CARLSBOGARD Jonathan	118	SWE - EGY	Preliminary Round Group B	FRI 30 JUL	16:15
	2	2	CARLSBOGARD Jonathan	115	SWE - EGY	Preliminary Round Group B	FRI 30 JUL	16:15
	3	5	DARJ Max	103	SWE - EGY	Preliminary Round Group B	FRI 30 JUL	16:15



Medallists

メダリスト / Médaillé(e)s

GOLD	SILVER	BRONZE
FRA - France	ROC - ROC	NOR - Norway
2 NOCANDY Meline	1 SEDOYKINA Anna	2 REISTAD Henny
3 DANCETTE Blandine	2 KUZNETSOVA Polina	4 KRISTIANSEN Veronica
4 COATANEA Pauline	3 GORSHKOVA Polina	5 FRAFJORD Marit Malm
6 VALENTINI Chloe	7 DMITRIEVA Daria	7 SKOGRAND Stine
7 PINEAU Allison	8 SEN Anna	9 MOERK Nora
8 LASSOURCE Coralie	13 VYAKHIREVA Anna	10 BREDAL OFTEDAL Stine
10 ZAADI DEUNA Grace	14 VEDEKHINA Polina	12 SOLBERG Silje
12 LEYNAUD Amandine	17 BOBROVNIKOVA Vladlena	13 BRATTSET DALE Kari
15 NIAKATE Kalidiatou	19 MAKEEVA Kseniia	16 LUNDE Katrine
16 DARLEUX Cleopatre	23 MIKHAYLICHENKO Elena	20 JACOBSEN Marit
19 SERCIEN UGOLIN Oceane	25 FOMINA Olga	23 HERREM Camilla
20 FLIPPES Laura	33 ILINA Ekaterina	24 SOLBERG ISAKSEN Sanna
24 EDWIGE Beatrice	36 MANAGAROVA Iuliia	25 BREISTOEL Kristine
26 FOPPA Pauletta	39 SKOROBOGATCHENKO Antonina	26 TOMAC Marta
27 NZE MINKO Estelle	88 KALININA Viktoriia	34 JOHANSEN Vilde Ingeborg
64 LACRABERE Alexandra		



Team Roster

チーム登録名簿 / Composition de l'équipe
 As of FRI 23 JUL 2021

ANG - Angola

No.	Name	Shirt Name	Pos.	L/R	Date of Birth	Age	Height m / ft in	Weight kg / lbs	Club	Int. Matches Played	Int. Goals Scored
5	QUIZELETE Marilia	QUIZELETE	CB	R	3 JUN 1997	24	1.74 / 5'9"	63 / 139	Petro de Luanda, Luanda (ANG)	5	7
6	MACHADO Juliana	MACHADO	RW/RB	L	6 NOV 1994	26	1.72 / 5'8"	65 / 143	Primeiro de Agosto, Luanda (ANG)	57	100
8	PAULO Helena	PAULO	CB	R	24 JAN 1998	23	1.73 / 5'8"	78 / 172	Primeiro de Agosto, Luanda (ANG)	30	137
9	SANTOS Natalia	SANTOS	LW	R	25 DEC 1986	34	1.73 / 5'8"	69 / 152	Primeiro de Agosto, Luanda (ANG)	113	190
10	KASSOMA Albertina	KASSOMA	P	R	12 JUN 1996	25	1.85 / 6'1"	97 / 214	CS rapid Bucarest, Bucarest (ROU)	71	168
12	SOUSA Helena	SOUSA	GK	R	7 NOV 1994	26	1.82 / 6'0"	88 / 194	St Amand, Lille (FRA)	33	1
13	FONSECA Natalia	FONSECA	RW	L	25 DEC 1998	22	1.64 / 5'5"	59 / 130	Petro Atletico, Luanda (ANG)	7	6
16	ALMEIDA Teresa	ALMEIDA	GK	R	5 APR 1988	33	1.72 / 5'8"	99 / 218	Petro Atletico, Luanda (ANG)	99	0
17	DOMBAXI Wuta	DOMBAXI	RB	R	5 APR 1986	35	1.73 / 5'8"	71 / 157	Primeiro de Agosto, Luanda (ANG)	74	50
20	PASCOAL Stelvina	PASCOAL	LB	R	20 OCT 2002	18	1.72 / 5'8"	77 / 170	Petro Atletico, Luanda (ANG)	0	0
21	CAZANGA Magda	CAZANGA	LB	R	28 MAY 1991	30	1.74 / 5'9"	73 / 161	Petro Atletico, Luanda (ANG)	52	85
25	VENANCIO Liliana	VENANCIO	P	R	19 SEP 1995	25	1.91 / 6'3"	96 / 212	Primeiro de Agosto, Luanda (ANG)	32	36
35	CARLOS Azenaide	CARLOS	RB	L	14 JUN 1990	31	1.73 / 5'8"	77 / 170	Podravka Vegeta, Zagreb (CRO)	91	112
90	GUIALLO Isabel	GUIALLO	CB	R	8 APR 1990	31	1.70 / 5'7"	77 / 170	Fleury Loiret, Paris (FRA)	74	208
						Team Average	27.4	1.75 / 5'9"	78 / 171	52.7	

Uniform Colours
Team 1st
Team 2nd
Team 3rd
Goalkeeper 1st
Goalkeeper 2nd
Goalkeeper 3rd

Shirt
 red
 white
 yellow
 Light Blue
 grey
 Black

Shorts
 black
 white
 black
 Light Blue
 Grey
 Black

Officials:

A CRUZ Filipe (Coach)
 B NETO Edgar (Assistant Coach)
 C CHUMA Jose (Team Official)
 D CALISTER Marina (BRA) (Physiotherapist)
 E VILACA Nair (Team Official)

Note:
 Uniform numbers will be confirmed at the Technical Meeting and under exceptional circumstances could still be changed right up to the start of the competition.
 The player's age has been calculated based on the day of update.
 Number of international matches played on Senior level.

Legend:

CB Centre Back	GK Goalkeeper	Int. International	L Left Handed	LB Left Back
LW Left Wing	No. Uniform Number	P Pivot	Pos. Position	R Right Handed
RB Right Back	RW Right Wing			



Team Roster

チーム登録名簿 / Composition de l'équipe
 As of FRI 23 JUL 2021

BRA - Brazil

No.	Name	Shirt Name	Pos.	L/R	Date of Birth	Age	Height m / ft in	Weight kg / lbs	Club	Int. Matches Played	Int. Goals Scored
2	de PAULA Bruna	DE PAULA	RB	R	26 SEP 1996	24	1.70 / 5'7"	64 / 141	Metz Handball, Metz (FRA)	60	156
3	DO NASCIMENTO Alexandra	NASCIMENTO	RW	L	16 SEP 1981	39	1.77 / 5'10"	67 / 148	Bourg de Peage, Bourg de Peage (FRA)	199	760
7	de ARAUJO Tamires	T. ARAUJO	P	R	16 MAY 1994	27	1.83 / 6'0"	82 / 181	HC Dunarea Braila, Braila (ROU)	107	153
9	RODRIGUES BELO Ana Paula	RODRIGUES	CB	R	18 OCT 1987	33	1.72 / 5'8"	69 / 152	Chambray Touraine, Chambray-les-Tours (FRA)	193	708
12	ARENHART Barbara	ARENHART	GK	R	4 OCT 1986	34	1.81 / 5'11"	73 / 161	RK Krim Mercator, Ljubljana (SLO)	170	11
18	AMORIM TALESKA Eduarda	AMORIM	LB	R	23 SEP 1986	34	1.86 / 6'1"	85 / 187	Gyori Audi Eto, Gyori (HUN)	206	683
20	ARAUJO Larissa	ARAUJO	LW	R	1 JUL 1992	29	1.67 / 5'6"	60 / 132	HC Dunarea Braila, Braila (ROU)	56	112
21	CARDOSO Adriana	CARDOSO	RW	L	29 OCT 1990	30	1.67 / 5'6"	61 / 134	Bera Bera, San Sebastian (ESP)	36	111
22	VIEIRA Samara	VIEIRA	LB	R	7 OCT 1991	29	1.83 / 6'0"	85 / 187	RK Krim, Ljubljana (SLO)	27	56
23	GUARIEIRO Giulia	GUARIEIRO	RB	R	24 JUL 1995	25	1.74 / 5'9"	78 / 172	KH-7 Granollers - ESP, Granollers (ESP)	5	0
30	BITOLO Gabriela	BITOLO	RB	L	1 APR 1999	22	1.80 / 5'11"	81 / 179	CB Elche, Elche (ESP)	12	7
49	MATIELI Patricia	MATIELI	CB	R	8 NOV 1988	32	1.68 / 5'6"	63 / 139	Zaglebie Lubin, Lubin (POL)	50	53
77	da ROCHA Dayane	DA ROCHA	LW	R	24 MAR 1991	30	1.68 / 5'6"	69 / 152	Salud Tenerife, Tenerife (ESP)	67	75
87	de ARRUDA Renata	ARRUDA	GK	R	18 FEB 1999	22	1.78 / 5'10"	93 / 205	CS Magura Cisnadie, Cisnadie (ROU)	26	3
91	VENTURA Livia	VENTURA	P	R	18 JAN 1987	34	1.70 / 5'7"	60 / 132	Madeira SAD, Madeira (POR)	20	24
						Team Average	29.6	1.75 / 5'9"	73 / 160	82.3	
Uniform Colours		Shirt	Shorts			Officials:					
Team 1st		YELLOW	BLUE			A	SOLAR ABERASTURI Juan Carlos (ESP)		(Assistant Coach)		
Team 2nd		BLUE	BLUE			B	DUENAS de GALARZA Jorge (ESP)		(Coach)		
Team 3rd		GREEN	GREEN			C	da ROCHA SILVA Cristiano		(Team Official)		
Goalkeeper 1st		GREEN	BLACK			D	SANTOS ROCHA Jessica		(Physiotherapist)		
Goalkeeper 2nd		BLACK	BLACK			E	CASAGRANDE HERDEIRO Alvaro Francis.		(Team Official)		
Goalkeeper 3rd		RED	BLACK								

Note:
 Uniform numbers will be confirmed at the Technical Meeting and under exceptional circumstances could still be changed right up to the start of the competition.
 The player's age has been calculated based on the day of update.
 Number of international matches played on Senior level.

Legend:	
CB Centre Back	GK Goalkeeper
LW Left Wing	No. Uniform Number
RB Right Back	RW Right Wing
Int. International	L Left Handed
P Pivot	Pos. Position
	LB Left Back
	R Right Handed



REVISED
 23 JUL 16:55

Team Roster

チーム登録名簿 / Composition de l'équipe
 As of FRI 23 JUL 2021

ESP - Spain

No.	Name	Shirt Name	Pos.	L/R	Date of Birth	Age	Height m / ft in	Weight kg / lbs	Club	Int. Matches Played	Int. Goals Scored
2	LOPEZ HERRERO Marta	M. LOPEZ	RW	L	4 FEB 1990	31	1.69 / 5'7"	64 / 141	SCM Ramnicu Valcea (ROU)	125	269
4	MARTIN BERENGUER Carmen Dolores	MARTIN	RW	L	29 MAY 1988	33	1.68 / 5'6"	62 / 137	CSM Bucuresti, Bucarest (ROU)	231	800
10	CESAREO ROMERO Elisabet	CESAREO	P	R	25 MAY 1999	22	1.78 / 5'10"	79 / 174	Bera Bera RT, San Sebastian (ESP)	29	14
12	NAVARRO GIMENEZ Silvia	NAVARRO	GK	R	20 MAR 1979	42	1.69 / 5'7"	61 / 134	BM Remudas IGC, Las Palmas (ESP)	220	10
16	CASTELLANOS SOANEZ Mercedes	CASTELLANOS	GK	R	21 JUL 1988	32	1.84 / 6'0"	79 / 174	BM Malaga Costa Sol, Malaga (ESP)	44	1
17	GUTIERREZ BERMEJO Jennifer Maria	GUTIERREZ	LW	R	20 FEB 1995	26	1.69 / 5'7"	65 / 143	BVB Dortmund, Dortmund (GER)	57	117
25	PENA ABAURREA Nerea	PENA	CB	R	13 DEC 1989	31	1.75 / 5'9"	72 / 159	Vipers Kristiansand, Kristiansand (NOR)	169	567
27	GONZALEZ ORTEGA Lara	L. GONZALEZ	LB	R	22 FEB 1992	29	1.85 / 6'1"	73 / 161	ES Besancon F., Besancon (FRA)	131	130
30	LOPEZ JIMENEZ Soledad	S. LOPEZ	LW	R	4 APR 1992	29	1.62 / 5'4"	57 / 126	BM Malaga Costa Sol, Malaga (ESP)	41	98
34	FERNANDEZ FRAGA Alicia	A. FERNANDEZ	CB	R	21 DEC 1992	28	1.73 / 5'8"	63 / 139	SMC Ramnicu Valcea, Ramnicu Valcea (ROU)	51	132
39	RODRIGUEZ RODRIGUEZ Almudena Maria	A. RODRIGUEZ	RB	L	9 NOV 1993	27	1.75 / 5'9"	68 / 150	CSG 2018 Bistrita, Bistrita (ROU)	72	136
44	HERNANDEZ SERRADOR Ainhoa	A. HERNANDEZ	P	R	27 APR 1994	27	1.80 / 5'11"	89 / 196	BM Zuazo Femenino, Baracaldo (ESP)	94	141
62	ARCOS POVEDA Paula	ARCOS	RB	R	21 DEC 2001	19	1.68 / 5'6"	62 / 137	CB Atletico Guardes, La Guardia (ESP)	2	3
86	CABRAL BARBOSA Alexandrina	CABRAL	LB	R	5 MAY 1986	35	1.75 / 5'9"	64 / 141	CSM Bucuresti, Bucarest (ROU)	120	573
99	GONZALEZ ALVAREZ Mireya	M. GONZALEZ	RB	L	18 JUL 1991	30	1.77 / 5'10"	70 / 154	SCXM Ramnicu Valcea, Ramnicu Valcea (ROU)	90	176
						Team Average	29.4	1.74 / 5'8"	69 / 151	98.4	
Uniform Colours		Shirt	Shorts			Officials:					
Team 1st		Red	Blue			A	VIVER ARZA Carlos Enrique		(Coach)		
Team 2nd		White	White			B	PRADES PONS Jose Ignacio		(Assistant Coach)		
Team 3rd		Dark Blue	Dark Blue			C	CUESTA CUADRADAS Robert		(Assistant Coach)		
Goalkeeper 1st		Yellow	Black			D	FLORES LOZANO Cesareo		(Doctor)		
Goalkeeper 2nd		Pink	Black			E	ALONSO BERNARDO Jessica		(Team Official)		
Goalkeeper 3rd		Blue Light	Black			F	NAVARRO RIBERA Maria		(Physiotherapist)		

Note:
 Uniform numbers will be confirmed at the Technical Meeting and under exceptional circumstances could still be changed right up to the start of the competition.
 The player's age has been calculated based on the day of update.
 Number of international matches played on Senior level.

Legend:		GK	Int.	L	LB
CB	Centre Back	Goalkeeper	International	Left Handed	Left Back
LW	Left Wing	No.	Uniform Number	Pos.	Position
RB	Right Back	RW	Right Wing	R	Right Handed

REVISED Added Team Official Bib's



Team Roster

チーム登録名簿 / Composition de l'équipe
 As of FRI 23 JUL 2021

FRA - France

No.	Name	Shirt Name	Pos.	L/R	Date of Birth	Age	Height m / ft in	Weight kg / lbs	Club	Int. Matches Played	Int. Goals Scored
2	NOCANDY Meline	NOCANDY	CB/LB	R	25 FEB 1998	23	1.73 / 5'8"	65 / 143	Metz Handball, Metz (FRA)	27	49
3	DANCETTE Blandine	DANCETTE	RW	L	14 FEB 1988	33	1.68 / 5'6"	60 / 132	NO CURRENT CLUB	113	147
4	COATANEA Pauline	COATANEA	RW	L	6 JUL 1993	28	1.75 / 5'9"	66 / 146	Brest Bretagne Handball, Brest (FRA)	50	70
6	VALENTINI Chloe	VALENTINI	LW	R	19 APR 1995	26	1.66 / 5'5"	68 / 150	Metz Handball, Metz (FRA)	27	58
7	PINEAU Allison	PINEAU	CB/LB	R	2 MAY 1989	32	1.80 / 5'11"	76 / 168	Krim Ljubjana, Ljubjana (SLO)	255	638
8	LASSOURCE Coralie	LASSOURCE	LW	R	1 SEP 1992	28	1.67 / 5'6"	68 / 150	Brest Bretagne Handball, Brest (FRA)	31	36
10	ZAADI DEUNA Grace	ZAADI DEUNA	CB	R	7 JUL 1993	28	1.72 / 5'8"	76 / 168	Rostov S/Don, Rostov (RUS)	131	218
12	LEYNAUD Amandine	LEYNAUD	GK	R	2 MAY 1986	35	1.78 / 5'10"	69 / 152	Gyor Eto KC, Gyor (HUN)	246	3
15	NIKATE Kalidiatou	NIKATE	LB	R	15 MAR 1995	26	1.78 / 5'10"	75 / 165	Brest Bretagne Handball, Brest (FRA)	43	61
16	DARLEUX Cleopatre	DARLEUX	GK	R	1 JUL 1989	32	1.76 / 5'9"	70 / 154	Brest Bretagne Handball, Brest (FRA)	169	4
20	FLIPPES Laura	FLIPPES	RB/RW	L	13 DEC 1994	26	1.71 / 5'7"	76 / 168	Paris 92, Paris (FRA)	81	144
24	EDWIGE Beatrice	EDWIGE	P	R	3 OCT 1988	32	1.82 / 6'0"	80 / 176	Rostov S/Don, Rostov (RUS)	119	84
26	FOPPA Pauletta	FOPPA	P	R	22 DEC 2000	20	1.78 / 5'10"	84 / 185	Brest Bretagne Handball, Brest (FRA)	34	58
27	NZE MINKO Estelle	NZE-MINKO	CB/LB	R	11 AUG 1991	29	1.72 / 5'8"	64 / 141	Gyor Eto KC, Gyor (HUN)	129	290
64	LACRABERE Alexandra	LACRABERE	CB/RB	L	27 APR 1987	34	1.77 / 5'10"	79 / 174	Chambry Tourraine HB, Chambry Les Tours (FRA)	253	831
						Team Average	28.8	1.74 / 5'9"	72 / 158	113.9	
Uniform Colours		Shirt	Shorts			Officials:					
Team 1st		Blue	Blue			A	KRUMBHOLZ Olivier	(Coach)			
Team 2nd		White	White			B	GARDILLOU Sebastien	(Assistant Coach)			
Team 3rd		Red	Red			C	CONORT Cindy	(Doctor)			
Goalkeeper 1st		Orange	Black			D	TERZI Pierre	(Team Official)			
Goalkeeper 2nd		Black	Black			E	GILLET Pierre	(Physiotherapist)			
Goalkeeper 3rd		Yellow	Black			F	ROUSSELIN Guillaume	(Physiotherapist)			

Note:
 Uniform numbers will be confirmed at the Technical Meeting and under exceptional circumstances could still be changed right up to the start of the competition.
 The player's age has been calculated based on the day of update.
 Number of international matches played on Senior level.

Legend:			
CB	Centre Back	GK	Goalkeeper
LW	Left Wing	No.	Uniform Number
RB	Right Back	RW	Right Wing
Int.	International	L	Left Handed
P	Pivot	Pos.	Position
		LB	Left Back
		R	Right Handed



Team Roster

チーム登録名簿 / Composition de l'équipe
 As of FRI 23 JUL 2021

HUN - Hungary

No.	Name	Shirt Name	Pos.	L/R	Date of Birth	Age	Height m / ft in	Weight kg / lbs	Club	Int. Matches Played	Int. Goals Scored
2	SZOLLOSI-ZACSIK Szandra	SZÖLLÖSI-ZÁCSIK	LB	R	22 APR 1990	31	1.83 / 6'0"	72 / 159	Ferencvárosi Torna Club, Budapest (HUN)	69	228
6	SCHATZL Nadine	SCHATZL	LW	R	19 NOV 1993	27	1.74 / 5'9"	65 / 143	Gyori ETO KC, Gyor (HUN)	74	191
7	SZUCSANSZKI Zita	SZUCSÁNSZKI	CB	R	22 MAY 1987	34	1.72 / 5'8"	66 / 146	Ferencvárosi Torna Club, Budapest (HUN)	141	414
8	KOVACSICS Aniko	KOVACSICS	CB	R	29 AUG 1991	29	1.70 / 5'7"	70 / 154	Ferencvárosi Torna Club, Budapest (HUN)	139	307
14	KISFALUDY Anett	KISFALUDY	P	R	31 AUG 1990	30	1.82 / 6'0"	80 / 176	Ferencvárosi Torna Club, Budapest (HUN)	38	46
16	BIRO Blanka	BÍRÓ	GK	R	22 SEP 1994	26	1.87 / 6'2"	85 / 187	Ferencvárosi Torna Club, Budapest (HUN)	81	2
19	MARTON Greta	MÁRTON	LW	R	3 OCT 1999	21	1.73 / 5'8"	62 / 137	Ferencvárosi Torna Club, Budapest (HUN)	26	58
38	VAMOS Petra	VÁMOS	CB	R	14 SEP 2000	20	1.75 / 5'9"	74 / 163	Debreceni Vasutas SC, Debrecen (HUN)	13	16
42	KLUJBER Katrin Gitta	KLUJBER	RB	L	21 APR 1999	22	1.70 / 5'7"	65 / 143	Ferencvárosi Torna Club, Budapest (HUN)	28	136
45	HAFRA Noemi	HÁFRA	LB	R	5 OCT 1998	22	1.80 / 5'11"	73 / 161	Gyori ETO KC, Gyor (HUN)	54	140
58	BORDAS Reka	BORDAS	P	R	26 AUG 1997	23	1.84 / 6'0"	83 / 183	Debreceni Vasutas SC, Debrecen (HUN)	0	0
61	JANURIK Kinga	JANURIK	GK	R	6 NOV 1991	29	1.76 / 5'9"	72 / 159	Ferencvárosi Torna Club, Budapest (HUN)	36	1
66	LUKACS Viktoria	LUKÁCS	RW	L	31 OCT 1995	25	1.68 / 5'6"	60 / 132	Gyori ETO KC, Gyor (HUN)	67	168
87	TOMORI Zsuzsanna	TOMORI	LB	R	18 JUN 1987	34	1.87 / 6'2"	78 / 172	Siofok Kezilabda Club, Siofok (HUN)	180	449
88	KISS Nikolett	KISS	RB	L	23 JUL 1996	24	1.82 / 6'0"	74 / 163	Siofok Kezilabda Club, Siofok (HUN)	18	17
						Team Average	26.5	1.78 / 5'10"	72 / 159	64.3	
Uniform Colours		Shirt	Shorts			Officials:					
Team 1st		Rich Green/Dash Green	Rich Green			A	ELEK Gabor	(Coach)			
Team 2nd		White/Dash Green/B.Orange	Dash Green			B	DANYI Gabor	(Assistant Coach)			
Team 3rd		Bold Orange	Bold Orange			C	GORBICZ Anita	(Assistant Coach)			
Goalkeeper 1st		Grey	Black			D	SZIKRA-MEZEY Csaba	(Physiotherapist)			
Goalkeeper 2nd		Shock Red	Black			E	DR. LOHNER Balazs	(Doctor)			
Goalkeeper 3rd		Ash Grey	Black								

Note:
 Uniform numbers will be confirmed at the Technical Meeting and under exceptional circumstances could still be changed right up to the start of the competition.
 The player's age has been calculated based on the day of update.
 Number of international matches played on Senior level.

Legend:	
CB Centre Back	GK Goalkeeper
LW Left Wing	No. Uniform Number
RB Right Back	RW Right Wing
Int. International	L Left Handed
P Pivot	Pos. Position
	LB Left Back
	R Right Handed



REVISED
 25 JUL 7:16

Team Roster
 チーム登録名簿 / Composition de l'équipe
 As of SUN 25 JUL 2021

JPN - Japan

No.	Name	Shirt Name	Pos.	L/R	Date of Birth	Age	Height m / ft in	Weight kg / lbs	Club	Int. Matches Played	Int. Goals Scored
3	SUNAMI Kaho	K.SUNAMI	P	R	5 JAN 1993	28			Sony Semiconductor, Kagoshima (JPN)	53	82
4	SUNAMI Yui	Y.SUNAMI	RB	L	7 JUN 1991	30			Hokkoku Bank, Ishikawa (JPN)	69	191
5	SHIOTA Sayo	SHIOTA	LB	R	21 MAR 1989	32			Hokkoku Bank, Ishikawa (JPN)	76	68
9	YOKOSHIMA Aya	YOKOSHIMA	CB	R	3 JUL 1990	31			Hokkoku Bank, Ishikawa (JPN)	65	186
12	ITANO Minami	ITANO	GK	R	2 FEB 1993	28			Izumi Maple Reds, Hiroshima (JPN)	37	1
18	TANABE Yuki	TANABE	LW	R	25 AUG 1989	31			Hokkoku Bank, Ishikawa (JPN)	73	198
21	IKEHARA Ayaka	IKEHARA	RW	L	24 SEP 1990	30			Odense Handbold, Odense (DEN)	50	114
24	HARA Nozomi	HARA	LB	R	9 MAR 1991	30			Mie Violet Iris, Mie (JPN)	88	246
25	OHYAMA Mana	OHYAMA	CB	R	7 DEC 1992	28			Hokkoku Bank, Ishikawa (JPN)	52	116
27	SASAKI Haruno	SASAKI	LB	R	26 FEB 1995	26			Hokkoku Bank, Ishikawa (JPN)	30	90
28	NAGATA Shiori	NAGATA	P	R	24 OCT 1987	33			Omron, Kumamoto (JPN)	120	102
30	KAMETANI Sakura	KAMETANI	GK	R	7 JAN 1987	34			ESBF Besancon, Besancon (FRA)	55	7
34	KONDO Maharu	KONDO	LW	R	24 JAN 1996	25			Izumi Maple Reds, Hiroshima (JPN)	0	0
40	FUJII Shio	FUJII	RB	L	27 MAR 1985	36			Osaka Lovvits, Osaka (JPN)	122	616
81	ISHITATE Mayuko	ISHITATE	CB	R	18 JAN 1987	34			Mie Violet Iris, Mie (JPN)	98	202
						Team Average	30.4			65.9	
Uniform Colours		Shirt	Shorts			Officials:					
Team 1st		Orange	Orange			A	KUSHIDA Ryosuke		(Assistant Coach)		
Team 2nd		Black	Black			B	IMOTO Kohjiroh		(Doctor)		
Team 3rd		White	Black			C	PARECKI Antoni Jerzy (POL)		(Assistant Coach)		
Goalkeeper 1st		Yellow	Black			D	IWATANI Minako		(Physiotherapist)		
Goalkeeper 2nd		Sax Blue	Black			E	KIRKELY Ulrik (DEN)		(Coach)		
Goalkeeper 3rd		green	Black			F	KAKAZU Yosuke		(Team Official)		

Note:
 Uniform numbers will be confirmed at the Technical Meeting and under exceptional circumstances could still be changed right up to the start of the competition.
 The player's age has been calculated based on the day of update.
 Number of international matches played on Senior level.

Legend:

CB Centre Back	GK Goalkeeper	Int. International	L Left Handed	LB Left Back
LW Left Wing	No. Uniform Number	P Pivot	Pos. Position	R Right Handed
RB Right Back	RW Right Wing			

REVISED Team Officials Imoto and Parecki swapped Bib



Team Roster

チーム登録名簿 / Composition de l'équipe
As of FRI 23 JUL 2021

KOR - Republic of Korea

No.	Name	Shirt Name	Pos.	L/R	Date of Birth	Age	Height m / ft in	Weight kg / lbs	Club	Int. Matches Played	Int. Goals Scored
1	JU Hui	JU.H	GK	R	4 NOV 1989	31	1.80 / 5'11"	72 / 159	Busan Infra Corp., Busan (KOR)	40	0
10	WON Seonpil	WON.S	P	R	6 AUG 1994	26	1.74 / 5'9"	84 / 185	Gwangju City Corp., Gwangju (KOR)	5	14
11	RYU Eun Hee	RYU.E	RB	L	24 FEB 1990	31	1.79 / 5'10"	80 / 176	Gyori Audi ETO KC, Gyor (HUN)	20	48
12	JEONG Jinhui	JEONG.J	GK	R	24 MAR 1999	22	1.80 / 5'11"	67 / 148	Korea Nat'l Sports Univ., Seoul (KOR)	5	0
13	KIM Yunji	KIM.Y	RW	L	16 JAN 2000	21	1.70 / 5'7"	60 / 132	Wonderful Samcheok, Samcheok city (KOR)	0	0
15	CHOI Sumin	CHOI.S	LW	R	9 JAN 1990	31	1.77 / 5'10"	66 / 146	SK Sugar Gliders, Gwangmyeong city (KOR)	42	89
17	SIM Haein	SIM.H	LB	R	31 OCT 1987	33	1.78 / 5'10"	67 / 148	Busan Infra Corp., Busan (KOR)	16	56
19	KANG Eunhye	KANG.E	P	R	17 APR 1996	25	1.86 / 6'1"	105 / 231	Busan Infra Corp., Busan (KOR)	8	21
21	JO Harang	JO.H	LW	R	15 JUL 1991	30	1.65 / 5'5"	57 / 126	Colorful Daegu, Daegu (KOR)	9	67
22	GIM Boeun	GIM.B	P	R	8 DEC 1997	23	1.76 / 5'9"	65 / 143	Wonderful Samcheok, Samcheok city (KOR)	5	9
23	LEE Migyeong	LEE.M	CB	R	2 OCT 1991	29	1.70 / 5'7"	65 / 143	Omron, Kumamoto (JPN)	43	65
24	KANG Kyungmin	KANG.K	CB	R	8 NOV 1996	24	1.65 / 5'5"	58 / 128	Gwangju City Corp., Gwangju (KOR)	12	30
25	JUNG Yura	JUNG.Y	RB	L	6 FEB 1992	29	1.70 / 5'7"	63 / 139	Colorful Daegu, Daegu (KOR)	23	37
27	KIM Jinyi	KIM.J	LB	R	20 JUN 1993	28	1.80 / 5'11"	80 / 176	Busan Infra Corp., Busan (KOR)	20	34
34	JUNG Ji In	JUNG.J	RW	L	18 JUL 2000	21	1.80 / 5'11"	58 / 128	Korea Nat'l Sports Univ., Seoul (KOR)	5	13
						Team Average	26.9	1.75 / 5'9"	70 / 154	16.9	
Uniform Colours		Shirt	Shorts			Officials:					
Team 1st		Red	Black			A	SHIM Jaehong			(Assistant Coach)	
Team 2nd		Black	Black			B	KANG Jae Won			(Coach)	
Team 3rd		White	White			C	LEE Jongmoon			(Assistant Coach)	
Goalkeeper 1st		Yellow	Black			D	LEE Yu Ri			(Physiotherapist)	
Goalkeeper 2nd		Orange	Black			E	KIM Cha Youn			(Assistant Coach)	
Goalkeeper 3rd		Green	Black								

Note:
Uniform numbers will be confirmed at the Technical Meeting and under exceptional circumstances could still be changed right up to the start of the competition.
The player's age has been calculated based on the day of update.
Number of international matches played on Senior level.

Legend:			
CB	Centre Back	GK	Goalkeeper
LW	Left Wing	No.	Uniform Number
RB	Right Back	RW	Right Wing
Int.	International	L	Left Handed
P	Pivot	Pos.	Position
		LB	Left Back
		R	Right Handed



REVISED
 25 JUL 7:46

Team Roster

チーム登録名簿 / Composition de l'équipe
 As of SUN 25 JUL 2021

MNE - Montenegro

No.	Name	Shirt Name	Pos.	L/R	Date of Birth	Age	Height m / ft in	Weight kg / lbs	Club	Int. Matches Played	Int. Goals Scored
1	RAJCIC Marina	RAJCIC	GK	R	24 AUG 1993	27	1.78 / 5'10"	74 / 163	Buducnost, Podgorica (MNE)	122	2
4	RADICEVIC Jovanka	RADICEVIC	RW	L	23 OCT 1986	34	1.69 / 5'7"	63 / 139	Buducnost, Podgorica (MNE)	163	865
9	JAUKOVIC Durdina	JAUKOVIC	LB	R	24 FEB 1997	24	1.85 / 6'1"	80 / 176	Brest, Bretagne (FRA)	66	203
10	PLETIKOSIC Matea	PLETIKOSIC	CB	R	24 APR 1998	23	1.68 / 5'6"	65 / 143	Krim, Ljubljana (SLO)	10	7
13	MUGOSA Dijana	MUGOSA	LW	R	22 OCT 1995	25	1.69 / 5'7"	64 / 141	Podravka, Koprivnica (CRO)	13	5
15	KLIKOVAC Andrea	KLIKOVAC	RB	L	5 MAY 1991	30	1.80 / 5'11"	73 / 161	CSM Bucuresti, Bucuresti (ROU)	79	45
16	NENEZIC Ljubica	NENEZIC	GK	R	15 JAN 1997	24	1.79 / 5'10"	83 / 183	Dunarea, Braila (ROU)	28	0
33	BABOVIC Anastasija	BABOVIC	GK	R	13 DEC 2000	20	1.83 / 6'0"	70 / 154	Buducnost, Podgorica (MNE)	7	0
34	BRNOVIC Tatjana	BRNOVIC	P	R	9 NOV 1998	22	1.84 / 6'0"	79 / 174	Buducnost, Podgorica (MNE)	25	21
55	PAVICEVIC Ivona	PAVICEVIC	LW	R	21 APR 1996	25	1.67 / 5'6"	62 / 137	Buducnost, Podgorica (MNE)	43	20
66	RAMUSOVIC Ema	RAMUSOVIC	P	R	28 NOV 1996	24	1.87 / 6'2"	74 / 163	Buducnost, Podgorica (MNE)	62	56
77	MEHMEDOVIC Majda	MEHMEDOVIC	LW	R	25 MAY 1990	31	1.69 / 5'7"	69 / 152	Buducnost, Podgorica (MNE)	120	320
80	DESPOTOVIC Jelena	DESPOTOVIC	LB	R	30 APR 1994	27	1.83 / 6'0"	73 / 161	Gyori Audi ETO KC, Gyor (HUN)	80	75
96	GRBIC Itana	GRBIC	CB	R	1 SEP 1996	24	1.69 / 5'7"	62 / 137	Buducnost, Podgorica (MNE)	52	56
97	VUKCEVIC Nikolina	VUKCEVIC	P	R	28 JUL 2000	20	1.79 / 5'10"	79 / 174	Buducnost, Podgorica (MNE)	4	2
						Team Average	25.3	1.77 / 5'10"	71 / 157	58.3	
Uniform Colours		Shirt	Shorts			Officials:					
Team 1st		Red	Red			A	SAVIC Maja	(Assistant Coach)			
Team 2nd		Green	Green			B	POPOVIC Bojana	(Coach)			
Team 3rd		Black	Black			C	RISTOVIC Novak	(Assistant Coach)			
Goalkeeper 1st		Yellow	Black			D	DAMJANOVIC Andrija	(Physiotherapist)			
Goalkeeper 2nd		Blue	Black			E	VUJOVIC Mitar	(Physiotherapist)			
Goalkeeper 3rd		Green	Green			F	DELIC Danica	(Assistant Coach)			

Note:
 Uniform numbers will be confirmed at the Technical Meeting and under exceptional circumstances could still be changed right up to the start of the competition.
 The player's age has been calculated based on the day of update.
 Number of international matches played on Senior level.

Legend:	CB Centre Back	GK Goalkeeper	Int. International	L Left Handed	LB Left Back
	LW Left Wing	No. Uniform Number	P Pivot	Pos. Position	R Right Handed
	RB Right Back	RW Right Wing			

REVISED Team Officials Popovic and Savic swapped function



Team Roster

チーム登録名簿 / Composition de l'équipe
 As of FRI 23 JUL 2021

NED - Netherlands

No.	Name	Shirt Name	Pos.	L/R	Date of Birth	Age	Height m / ft in	Weight kg / lbs	Club	Int. Matches Played	Int. Goals Scored
6	van der HEIJDEN Laura	VAN DER HEIJDEN	RB	L	27 JUN 1990	31	1.72 / 5'8"	69 / 152	Borussia Dortmund, Dortmund (GER)	227	693
7	BONT Debbie	BONT	RW	L	9 DEC 1990	30	1.75 / 5'9"	71 / 157	Metz HB, Metz (FRA)	184	362
8	ABBINGH Lois	ABBINGH	LB	R	13 AUG 1992	28	1.77 / 5'10"	76 / 168	Odense Handbold, Odense (DEN)	167	751
9	NUSSER Larissa	NÜSSER	CB	R	8 FEB 2000	21	1.75 / 5'9"	73 / 161	Kopenhagen Handbold, Kopenhagen (DEN)	37	40
10	SNELDER Danick	SNELDER	P	R	22 MAY 1990	31	1.78 / 5'10"	77 / 170	SG BBM Bietigheim, Bietigheim (GER)	188	449
12	van WETERING Bo	VAN WETERING	LW	R	5 OCT 1999	21	1.72 / 5'8"	62 / 137	Odense Handbold, Odense (DEN)	31	76
17	GROOT Nycke	GROOT	CB	R	4 MAY 1988	33	1.75 / 5'9"	65 / 143	Odense Handbold, Odense (DEN)	144	440
18	DULFER Kelly	DULFER	LB	R	21 MAR 1994	27	1.85 / 6'1"	76 / 168	SG BBM Bietigheim, Bietigheim (GER)	126	162
19	FRERIKS Merel	FRERIKS	P	R	6 JAN 1998	23	1.75 / 5'9"	72 / 159	BVB 09 Dortmund, Dortmund (GER)	45	44
20	SMITS Inger	SMITS	LB	R	17 SEP 1994	26	1.79 / 5'10"	71 / 157	SG BBM Bietigheim, Bietigheim (GER)	43	49
24	SMEETS Martine	SMEETS	LW	R	5 MAY 1990	31	1.72 / 5'8"	67 / 148	CSM Bucuresti, Bucurest (ROU)	124	205
26	MALESTEIN Angela	MALESTEIN	RW	L	31 JAN 1993	28	1.70 / 5'7"	67 / 148	FTC-Rail Cargo Hungaria, Boedapest (HUN)	160	372
30	DUIJNDAM Rinka	DUIJNDAM	GK	L	6 AUG 1997	23	1.78 / 5'10"	80 / 176	Thueringer HC, Nordhausen (GER)	40	0
33	WESTER Tess	WESTER	GK	R	19 MAY 1993	28	1.78 / 5'10"	71 / 157	CSM Bucuresti, Bucurest (ROU)	123	10
48	HOUSHEER Dione	HOUSHEER	RB	L	26 SEP 1999	21	1.80 / 5'11"	73 / 161	Odense Handbold, Odense (DEN)	36	71
						Team Average	26.8	1.76 / 5'9"	71 / 157	111.7	
Uniform Colours		Shirt	Shorts			Officials:					
Team 1st		Orange	Orange			A	MAYONNADE Emmanuel (FRA)	(Coach)			
Team 2nd		Blue	Blue			B	ANDRYUSHINA Ekaterina (RUS)	(Assistant Coach)			
Team 3rd		White	Orange			C	van den BRINK Rinke	(Physiotherapist)			
Goalkeeper 1st		Blue	Black			D	KLIJN Debbie	(Team Official)			
Goalkeeper 2nd		White	Black			E	WILLEMS Maike	(Team Official)			
Goalkeeper 3rd		Pink	Black								

Note:
 Uniform numbers will be confirmed at the Technical Meeting and under exceptional circumstances could still be changed right up to the start of the competition.
 The player's age has been calculated based on the day of update.
 Number of international matches played on Senior level.

Legend:	
CB Centre Back	GK Goalkeeper
LW Left Wing	No. Uniform Number
RB Right Back	RW Right Wing
Int. International	L Left Handed
P Pivot	Pos. Position
	LB Left Back
	R Right Handed



Team Roster

チーム登録名簿 / Composition de l'équipe
As of FRI 23 JUL 2021

NOR - Norway

No.	Name	Shirt Name	Pos.	L/R	Date of Birth	Age	Height m / ft in	Weight kg / lbs	Club	Int. Matches Played	Int. Goals Scored
2	REISTAD Henny	REISTAD	LB	R	9 FEB 1999	22	1.81 / 5'11"		Team Esbjerg, Esbjerg (DEN)	27	80
4	KRISTIANSEN Veronica	KRISTIANSEN	LB	R	10 JUL 1990	31	1.74 / 5'9"		Gyor Audi ETO, Gyor (HUN)	143	474
5	FRAFJORD Marit Malm	FRAFJORD	P	R	25 NOV 1985	35	1.82 / 6'0"		Team Esbjerg, Esbjerg (DEN)	212	411
7	SKOGRAND Stine	SKOGRAND	RB	L	3 MAR 1993	28	1.73 / 5'8"		Herning-Ikast, Herning (DEN)	97	166
9	MOERK Nora	MOERK	RB	L	5 APR 1991	30	1.69 / 5'7"		Vaag Handball Elite, Kristiansand (NOR)	131	635
10	BREDAL OFTEDAL Stine	OFTEDAL	CB	R	25 SEP 1991	29	1.68 / 5'6"		Gyor Audi ETO, Gyor (HUN)	202	547
12	SOLBERG Silje	SOLBERG	GK	R	16 JUN 1990	31	1.78 / 5'10"		Gyor Audi ETO, Gyor (HUN)	154	1
13	BRATTSET DALE Kari	BRATTSET DALE	P	R	15 FEB 1991	30	1.84 / 6'0"		Gyor Audi ETO, Gyor (HUN)	78	181
16	LUNDE Katrine	LUNDE	GK	R	30 MAR 1980	41	1.80 / 5'11"		Vaag Handball Elite, Kristiansand (NOR)	307	3
20	JACOBSEN Marit	JACOBSEN	RW	L	25 FEB 1994	27	1.68 / 5'6"		Team Esbjerg, Esbjerg (DEN)	72	130
23	HERREM Camilla	HERREM	LW	R	8 OCT 1986	34	1.67 / 5'6"		Sola HK, Stavanger (NOR)	262	724
24	SOLBERG ISAKSEN Sanna	SOLBERG	LW	R	16 JUN 1990	31	1.78 / 5'10"		Team Esbjerg, Esbjerg (DEN)	159	287
25	BREISTOEL Kristine	BREISTOEL	LB	R	23 AUG 1993	27	1.91 / 6'3"		Team Esbjerg, Esbjerg (DEN)	17	11
26	TOMAC Marta	TOMAC	CB	R	20 SEP 1990	30	1.79 / 5'10"		Vaag Handball Elite, Kristiansand (NOR)	76	72
34	JOHANSEN Vilde Ingeborg	JOHANSEN	P	R	25 JUL 1994	26	1.82 / 6'0"		Herning-Ikast, Herning (DEN)	7	0
						Team Average	30.1	1.77 / 5'10"		129.6	
Uniform Colours		Shirt	Shorts			Officials:					
Team 1st		Red	Blue			A	HERGEIRSSON Thorir (ISL)	(Coach)			
Team 2nd		White	Blue			B	LARSEN Tonje	(Assistant Coach)			
Team 3rd		Blue	Blue			C	OLSSON Mats (SWE)	(Assistant Coach)			
Goalkeeper 1st		Blue	Black			D	MARKUSSEN Nina Agnete	(Physiotherapist)			
Goalkeeper 2nd		Black	Black			E	LERAAND Nils Ivar	(Doctor)			
Goalkeeper 3rd		Yellow	Black			F	INGELS Grethe	(Team Official)			

Note:
Uniform numbers will be confirmed at the Technical Meeting and under exceptional circumstances could still be changed right up to the start of the competition.
The player's age has been calculated based on the day of update.
Number of international matches played on Senior level.

Legend:	
CB Centre Back	GK Goalkeeper
LW Left Wing	No. Uniform Number
RB Right Back	RW Right Wing
Int. International	L Left Handed
P Pivot	Pos. Position
	LB Left Back
	R Right Handed



Team Roster

チーム登録名簿 / Composition de l'équipe
 As of FRI 23 JUL 2021

ROC - ROC

No.	Name	Shirt Name	Pos.	L/R	Date of Birth	Age	Height m / ft in	Weight kg / lbs	Club	Int. Matches Played	Int. Goals Scored
1	SEDOYKINA Anna	SEDOYKINA	GK	R	1 AUG 1984	36	1.84 / 6'0"	76 / 168	CSKA, Moscow (RUS)	168	9
2	KUZNETSOVA Polina	KUZNETSOVA	LW	R	10 JUN 1987	34	1.68 / 5'6"	64 / 141	Rostov-Don, Rostov-on-Don (RUS)	163	428
3	GORSHKOVA Polina	GORSHKOVA	LW	R	22 NOV 1989	31	1.72 / 5'8"	66 / 146	CSKA, Moscow (RUS)	23	44
7	DMITRIEVA Daria	DMITRIEVA	CB	R	9 AUG 1995	25	1.78 / 5'10"	71 / 157	CSKA, Moscow (RUS)	108	365
8	SEN Anna	SEN	P	R	3 DEC 1990	30	1.86 / 6'1"	85 / 187	Rostov-Don, Rostov-on-Don (RUS)	158	387
13	VYAKHIREVA Anna	VYAKHIREVA	RB	L	13 MAR 1995	26	1.68 / 5'6"	63 / 139	Rostov-Don, Rostov-on-Don (RUS)	97	427
14	VEDEKHINA Polina	VEDEKHINA	LB	R	6 JAN 1994	27	1.76 / 5'9"	66 / 146	CSKA, Moscow (RUS)	47	100
17	BOBROVNIKOVA Vladlena	BOBROVNIKOVA	LB	R	24 OCT 1987	33	1.80 / 5'11"	72 / 159	Rostov-Don, Rostov-on-Don (RUS)	81	209
19	MAKEEVA Kseniia	MAKEEVA	P	R	19 SEP 1990	30	1.86 / 6'1"	84 / 185	Rostov-Don, Rostov-on-Don (RUS)	164	313
23	MIKHAYLICHENKO Elena	MIKHAYLICHENKO	LB	R	14 SEP 2001	19	1.80 / 5'11"	68 / 150	CSKA, Moscow (RUS)	17	23
25	FOMINA Olga	FOMINA	RW	L	17 APR 1989	32	1.75 / 5'9"	69 / 152	LADA, Togliatti (RUS)	140	294
33	ILINA Ekaterina	ILINA	CB	R	7 MAR 1991	30	1.74 / 5'9"	60 / 132	CSKA, Moscow (RUS)	108	274
36	MANAGAROVA Iuliia	MANAGAROVA	RW	L	27 SEP 1988	32	1.67 / 5'6"	58 / 128	Rostov-Don, Rostov-on-Don (RUS)	59	197
39	SKOROBOGATCHENKO Antonina	SKOROBOGATCHENKO	RB	L	14 FEB 1999	22	1.82 / 6'0"	73 / 161	CSKA, Moscow (RUS)	47	112
88	KALININA Viktoriia	KALININA	GK	R	8 DEC 1988	32	1.82 / 6'0"	73 / 161	Rostov-Don, Rostov-on-Don (RUS)	106	1
					Team Average		29.3	1.77 / 5'10"	70 / 154	99.1	
Uniform Colours		Shirt	Shorts			Officials:					
Team 1st		Blue	Blue			A	ALEKSEEV Alexey (RUS)	(Coach)			
Team 2nd		Red	Red			B	AKOPIAN Olga (RUS)	(Assistant Coach)			
Team 3rd		White	Blue			C	HLAVATY Tomas (SVK)	(Assistant Coach)			
Goalkeeper 1st		Black	Black			D	DOLGACHEV Vladislav (RUS)	(Doctor)			
Goalkeeper 2nd		Green	Black			E	KRASHENINNIKOV Igor (RUS)	(Physiotherapist)			
Goalkeeper 3rd		Yellow	Black			F	BODNIEVA Liudmila (RUS)	(Assistant Coach)			

Note:
 Uniform numbers will be confirmed at the Technical Meeting and under exceptional circumstances could still be changed right up to the start of the competition.
 The player's age has been calculated based on the day of update.
 Number of international matches played on Senior level.

Legend:									
CB	Centre Back	GK	Goalkeeper	Int.	International	L	Left Handed	LB	Left Back
LW	Left Wing	No.	Uniform Number	P	Pivot	Pos.	Position	R	Right Handed
RB	Right Back	RW	Right Wing						



Team Roster

チーム登録名簿 / Composition de l'équipe
 As of FRI 23 JUL 2021

SWE - Sweden

No.	Name	Shirt Name	Pos.	L/R	Date of Birth	Age	Height m / ft in	Weight kg / lbs	Club	Int. Matches Played	Int. Goals Scored
1	BUNDSSEN Johanna	BUNDSSEN	GK	R	3 JUN 1991	30	1.85 / 6'1"	72 / 159	København Handbold, Copenhagen (DEN)	95	1
6	STROMBERG Carin	STRÖMBERG	CB	R	10 JUL 1993	28	1.84 / 6'0"	83 / 183	Viborg HK, Viborg (DEN)	103	127
7	BLOHM Linn	BLOHM	P	R	20 MAY 1992	29	1.80 / 5'11"	79 / 174	CS Minaur Baia Mare, Baia Mare (ROU)	113	303
8	ROBERTS Jamina	ROBERTS	LB	R	28 MAY 1990	31	1.76 / 5'9"	67 / 148	IK Savehof, Gothenburg (SWE)	177	377
9	PETREN Melissa	PETRÉN	CB	R	18 JAN 1995	26	1.73 / 5'8"	69 / 152	Horsens Handbold Elite, Horsens (DEN)	29	64
10	LUNDSTROM Mathilda	LUNDSTRÖM	RW	L	20 DEC 1996	24	1.64 / 5'5"	69 / 152	IK Savehof, Gothenburg (SWE)	47	55
14	WESTBERG Johanna	WESTBERG	LB	R	6 APR 1990	31	1.86 / 6'1"	80 / 176	Nykobing F. Handboldklub, Nykobing (DEN)	71	132
16	RYDE Jessica	RYDE	GK	R	18 MAY 1994	27	1.85 / 6'1"	80 / 176	Herning-Ikast Handbold, Herning (DEN)	23	0
17	DANO Nina	DANO	RB	L	12 JUN 2000	21	1.72 / 5'8"	71 / 157	IK Savehof, Gothenburg (SWE)	14	16
19	LAGERQUIST Anna	LAGERQUIST	P	R	16 OCT 1993	27	1.75 / 5'9"	70 / 154	Rostov-Don, Rostov (RUS)	69	102
23	LINDQVIST Emma	LINDQVIST	RB	R	17 SEP 1997	23	1.77 / 5'10"	72 / 159	H65 Hoor, Hoor (SWE)	32	54
24	HAGMAN Nathalie	HAGMAN	RW	L	19 JUL 1991	30	1.67 / 5'6"	62 / 137	Nantes Atlantique, Nantes (FRA)	165	519
29	THORLEIFSDOTTIR Kristin	THORLEIFSDÓTTIR	LB	R	13 JAN 1998	23	1.81 / 5'11"	75 / 165	Randers HK, Randers (DEN)	16	32
38	HANSSON Elin	HANSSON	LW	R	7 AUG 1996	24	1.73 / 5'8"	70 / 154	Skuru IK, Stockholm (SWE)	17	16
42	CARLSON Jenny	CARLSON	RB	R	17 APR 1995	26	1.72 / 5'8"	70 / 154	Holstebro Handbold, Holstebro (DEN)	5	14
						Team Average	26.7	1.77 / 5'10"	73 / 160	65.1	
Uniform Colours		Shirt	Shorts			Officials:					
Team 1st		Yellow	Blue			A	WIBERG Johanna		(Assistant Coach)		
Team 2nd		Blue	Blue			B	AXNER Tomas		(Coach)		
Team 3rd		Black	Black			C	FORSBERG Thomas		(Assistant Coach)		
Goalkeeper 1st		Black	Black			D	LUNING Hampus		(Doctor)		
Goalkeeper 2nd		Red	Black			E	WEDBERG Marie		(Physiotherapist)		
Goalkeeper 3rd		Green	Black			F	HALLQVIST Annelie		(Physiotherapist)		

Note:
 Uniform numbers will be confirmed at the Technical Meeting and under exceptional circumstances could still be changed right up to the start of the competition.
 The player's age has been calculated based on the day of update.
 Number of international matches played on Senior level.

Legend:			
CB	Centre Back	GK	Goalkeeper
LW	Left Wing	No.	Uniform Number
RB	Right Back	RW	Right Wing
		Int.	International
		P	Pivot
		L	Left Handed
		Pos.	Position
		LB	Left Back
		R	Right Handed



Tournament Summary

トーナメント概要 / Résumé du tournoi

As of SUN 8 AUG 2021

Preliminary Round

Group A

Rank	Team	Pts	MP	W	T	L	GF	GA	Diff.
1	NOR	10	5	5	0	0	170	123	47
2	NED	8	5	4	0	1	169	143	26
3	MNE	4	5	2	0	3	139	142	-3
4	KOR	3	5	1	1	3	147	165	-18
5	ANG	3	5	1	1	3	130	156	-26
6	JPN	2	5	1	0	4	124	150	-26

Team	NOR	NED	MNE	KOR	ANG	JPN
NOR		29 - 27	35 - 23	39 - 27	30 - 21	37 - 25
NED	27 - 29		30 - 29	43 - 36	37 - 28	32 - 21
MNE	23 - 35	29 - 30		28 - 26	33 - 22	26 - 29
KOR	27 - 39	36 - 43	26 - 28		31 - 31	27 - 24
ANG	21 - 30	28 - 37	22 - 33	31 - 31		28 - 25
JPN	25 - 37	21 - 32	29 - 26	24 - 27	25 - 28	

Group B

Rank	Team	Pts	MP	W	T	L	GF	GA	Diff.
1	SWE	7	5	3	1	1	152	133	19
2	ROC	7	5	3	1	1	148	149	-1
3	FRA	5	5	2	1	2	139	135	4
4	HUN	4	5	2	0	3	142	149	-7
5	ESP	4	5	2	0	3	135	142	-7
6	BRA	3	5	1	1	3	133	141	-8

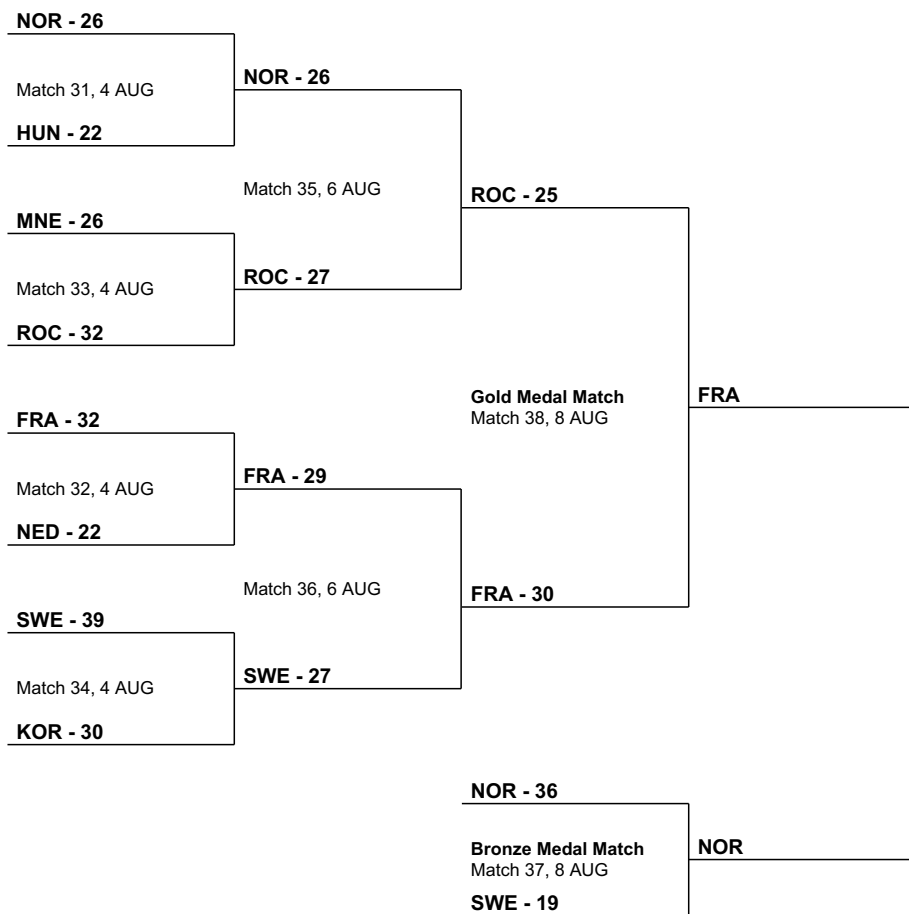
Team	SWE	ROC	FRA	HUN	ESP	BRA
SWE		36 - 24	28 - 28	23 - 26	31 - 24	34 - 31
ROC	24 - 36		28 - 27	38 - 31	34 - 31	24 - 24
FRA	28 - 28	27 - 28		30 - 29	25 - 28	29 - 22
HUN	26 - 23	31 - 38	29 - 30		29 - 25	27 - 33
ESP	24 - 31	31 - 34	28 - 25	25 - 29		27 - 23
BRA	31 - 34	24 - 24	22 - 29	33 - 27	23 - 27	

Final Round

Quarterfinals

Semifinals

Finals



Final Standings

Rank	Team
Gold	FRA - France
Silver	ROC - ROC
Bronze	NOR - Norway
4	SWE - Sweden
5	NED - Netherlands
6	MNE - Montenegro
7	HUN - Hungary
8	KOR - Republic of Korea
9	ESP - Spain
10	ANG - Angola
11	BRA - Brazil
12	JPN - Japan



Tournament Summary

トーナメント概要 / Résumé du tournoi
As of SUN 8 AUG 2021

Match Results

Date	Start Time	Teams	Phase	Match No.	Half-time	Full time	1st Overtime	2nd Overtime	7m Shoot-out
SUN 25 JUL	9:00	NED - JPN	Preliminary Round Group A	1	18 - 10	32 - 21			
	11:00	ROC - BRA	Preliminary Round Group B	2	14 - 12	24 - 24			
	14:15	MNE - ANG	Preliminary Round Group A	3	13 - 12	33 - 22			
	16:15	NOR - KOR	Preliminary Round Group A	4	18 - 10	39 - 27			
	19:30	ESP - SWE	Preliminary Round Group B	5	9 - 13	24 - 31			
	21:30	HUN - FRA	Preliminary Round Group B	6	12 - 15	29 - 30			
TUE 27 JUL	9:00	JPN - MNE	Preliminary Round Group A	7	14 - 13	29 - 26			
	11:00	BRA - HUN	Preliminary Round Group B	8	17 - 11	33 - 27			
	14:15	SWE - ROC	Preliminary Round Group B	9	15 - 9	36 - 24			
	16:15	KOR - NED	Preliminary Round Group A	10	15 - 19	36 - 43			
	19:30	ANG - NOR	Preliminary Round Group A	11	10 - 15	21 - 30			
	21:30	FRA - ESP	Preliminary Round Group B	12	12 - 12	25 - 28			
THU 29 JUL	9:00	NED - ANG	Preliminary Round Group A	13	17 - 15	37 - 28			
	11:00	ESP - BRA	Preliminary Round Group B	14	13 - 13	27 - 23			
	14:15	JPN - KOR	Preliminary Round Group A	15	11 - 12	24 - 27			
	16:15	MNE - NOR	Preliminary Round Group A	16	13 - 13	23 - 35			
	19:30	HUN - ROC	Preliminary Round Group B	17	17 - 22	31 - 38			
	21:30	SWE - FRA	Preliminary Round Group B	18	16 - 17	28 - 28			
SAT 31 JUL	9:00	ANG - JPN	Preliminary Round Group A	19	15 - 13	28 - 25			
	11:00	MNE - KOR	Preliminary Round Group A	20	13 - 11	28 - 26			
	14:15	ROC - FRA	Preliminary Round Group B	21	15 - 17	28 - 27			
	16:15	BRA - SWE	Preliminary Round Group B	22	13 - 15	31 - 34			
	19:30	HUN - ESP	Preliminary Round Group B	23	14 - 11	29 - 25			
	21:30	NOR - NED	Preliminary Round Group A	24	16 - 13	29 - 27			
MON 2 AUG	9:00	KOR - ANG	Preliminary Round Group A	25	16 - 17	31 - 31			
	11:00	FRA - BRA	Preliminary Round Group B	26	17 - 11	29 - 22			
	14:15	ESP - ROC	Preliminary Round Group B	27	17 - 18	31 - 34			
	16:15	HUN - SWE	Preliminary Round Group B	28	15 - 15	26 - 23			
	19:30	NED - MNE	Preliminary Round Group A	29	17 - 12	30 - 29			
	21:30	NOR - JPN	Preliminary Round Group A	30	16 - 11	37 - 25			
WED 4 AUG	9:30	MNE - ROC	Quarterfinal	33	15 - 17	26 - 32			
	13:15	NOR - HUN	Quarterfinal	31	12 - 10	26 - 22			
	17:00	SWE - KOR	Quarterfinal	34	21 - 13	39 - 30			
	20:45	FRA - NED	Quarterfinal	32	19 - 11	32 - 22			
FRI 6 AUG	17:00	FRA - SWE	Semifinal	36	15 - 14	29 - 27			
	21:00	NOR - ROC	Semifinal	35	11 - 14	26 - 27			
SUN 8 AUG	11:00	NOR - SWE	Bronze Medal Match	37	19 - 7	36 - 19			
	15:00	ROC - FRA	Gold Medal Match	38	13 - 15	25 - 30			

Legend:

Diff. Goal Difference

L Lost

Pts Points

xA x (x=1-4) ranked team from group A

GA Goals Against

MP Matches Played

T Tied

xB x (x=1-4) ranked team from group B

GF Goals For

No. Number

W Won



Match Report

試合レポート / Compte rendu du match

Team A										Team B																																									
A										B																																									
NED - Netherlands										JPN - Japan																																									
played in										in the hall										on										at										Spectators										Match Number	
Tokyo										Yoyogi National Stadium										SUN 25 JUL 2021										09:00																				1	
Half-time (30')		A		B		End of playing time		A		B		1st overtime		A		B		2nd overtime		A		B		After penalty throws		A		B																							
		18		10				32		21																																									
Number of 7m		A		Team time-out						Full name of players and officials										Team time-out						B		Number of 7m																							
1/1		1		26:58		2		3												1		9:01		2		59:07		3		4/5																					
No.	Team A						G	YC	2'	RC	BC	No.	Team B						G	YC	2'	RC	BC																												
6	van der HEIJDEN Laura						3					3	SUNAMI Kaho						1																																
7	BONT Debbie						2					4	SUNAMI Yui									1																													
8	ABBINGH Lois						7					5	SHIOTA Sayo																																						
10	SNELDER Danick						1		1			12	ITANO Minami																																						
12	van WETERING Bo						3					18	TANABE Yuki						3		1																														
17	GROOT Nycke						3					21	IKEHARA Ayaka						3																																
18	DULFER Kelly						3					24	HARA Nozomi						2																																
19	FRERIKS Merel						3					25	OHYAMA Mana						1																																
20	SMITS Inger						2					27	SASAKI Haruno						2																																
24	SMEETS Martine						1					28	NAGATA Shiori																																						
26	MALESTEIN Angela						1					30	KAMETANI Sakura																																						
30	DUIJNDAM Rinka											34	KONDO Maharu						3																																
33	WESTER Tess											81	ISHITATE Mayuko						1																																
48	HOUSHEER Dione						3																																												

Off.A	MAYONNADE Emmanuel									Off.A	KUSHIDA Ryosuke																
Off.B	ANDRYUSHINA Ekaterina									Off.B	IMOTO Kohjiroh																
Off.C	van den BRINK Rinke									Off.C	PARECKI Antoni Jerzy														1		
Off.D	KLIJN Debbie									Off.D	IWATANI Minako																
										Off.E	KIRKELY Ulrik														1		

A	Signatures of responsables for the teams (Off.A)										B
Remarks of referees / IHF Official											

Referees	GARCIA Mariana (ARG)		Signatures	PAOLANTONI Maria Ines (ARG)		Signatures
Technical Officials	TK: HAGEN Monika (SWE)		Signatures	SK: MARIC Branka (SRB)		Signatures
IHF Official	SOOS Balazs (HUN)		Signatures			Signatures

Note: Number of 7m scored/awarded to resp. B, goals (G), yellow cards (YC), red cards (RC), red card after 3rd 2' suspension (X), direct red card (D) and blue cards (BC).



Results

結果 / Résultats

Match 1

NED 32 - 21 JPN

(18 - 10) (14 - 11)

Referees: GARCIA M / PAOLANTONI MI (ARG)

NED - Netherlands

Players		Shots								Punishments				
No.	Name	G/S	%	6m	Wing	9m	7m	FB	BT	EG	YC	2Min	RC	BC
6	van der HEIJDEN Laura	3/5	60			0/2			3/3					
7	BONT Debbie	2/3	67	1/1	1/2									
8	ABBINGH Lois	7/8	88	1/1		1/2	1/1	1/1		3/3				
10	SNELDER Danick	1/2	50	1/2					2/2			1		
12	van WETERING Bo	3/4	75		1/2			2/2						
17	GROOT Nycke	3/3	100			1/1			2/2					
18	DULFER Kelly	3/4	75						2/3	1/1				
19	FRERIKS Merel	3/3	100	3/3										
20	SMITS Inger	2/5	40	2/2		0/2		0/1						
24	SMEETS Martine	1/2	50		1/2									
26	MALESTEIN Angela	1/4	25	1/1	0/3									
30	DUIJNDAM Rinka													
33	WESTER Tess													
48	HOUSHEER Dione	3/4	75			0/1			3/3					
Bench/Team														
Totals		32/47	68	9/10	3/9	2/8	1/1	3/4	10/11	4/4		1		

Goalkeepers		Saves							
No.	Name	S/S	%	6m	Wing	9m	7m	FB	BT
30	DUIJNDAM Rinka	8/19	42	1/3	2/5	3/4	0/1	0/3	2/3
33	WESTER Tess	6/16	38	2/3	2/5	1/3	1/4		0/1
Totals		14/35	40	3/6	4/10	4/7	1/5	0/3	2/4

JPN - Japan

Players		Shots								Punishments				
No.	Name	G/S	%	6m	Wing	9m	7m	FB	BT	EG	YC	2Min	RC	BC
3	SUNAMI Kaho	1/3	33	0/2	1/1									
4	SUNAMI Yui	0/1	0	0/1										
5	SHIOTA Sayo													
12	ITANO Minami													
18	TANABE Yuki	3/5	60		3/5									
21	IKEHARA Ayaka	3/4	75	1/1	2/3									
24	HARA Nozomi	2/3	67	1/1			1/2							
25	OHYAMA Mana	1/2	50			1/2								
27	SASAKI Haruno	2/8	25			1/5			1/3					
28	NAGATA Shiori													
30	KAMETANI Sakura													
34	KONDO Maharu	3/5	60	0/1	0/1			3/3						
40	FUJII Shio	5/9	56	1/1		1/5	3/3							
81	ISHITATE Mayuko	1/4	25		0/1	0/2			1/1					
Bench/Team											1	1		
Totals		21/44	48	3/7	6/11	3/14	4/5	3/3	2/4		1	3		

Goalkeepers		Saves							
No.	Name	S/S	%	6m	Wing	9m	7m	FB	BT
12	ITANO Minami	2/7	29	0/2	2/2	0/1			0/2
30	KAMETANI Sakura	9/32	28	0/7	2/5	5/6	0/1	1/4	1/9
EG		4							
Totals		11/43	26	0/9	4/7	5/7	0/1	1/4	1/11

RUNNING SCORE

NED - JPN	
1st Half	
ABBINGH L	1 (1') 0
	1 (2') 1 SASAKI H
DULFER K	2 (2') 1
ABBINGH L	3 (3') 1
ABBINGH L	4 (3') 1
ABBINGH L	5 (4') 1
ABBINGH L	6 (5') 1
	6 (6') 2 HARA N
van der HEIJDEN L	7 (8') 2
van der HEIJDEN L	8 (9') 2
	8 (12') 3 IKEHARA A
SMITS I	9 (12') 3
BONT D	10 (13') 3
ABBINGH L	11 (13') 3
	11 (14') 4 TANABE Y
van WETERING B	12 (16') 4
	12 (17') 5 SASAKI H
van WETERING B	13 (18') 5
van der HEIJDEN L	14 (19') 5
	14 (19') 6 FUJII S
FRERIKS M	15 (20') 6
	15 (21') 7 FUJII S
	15 (23') 8 FUJII S
GROOT N	16 (28') 8
	16 (28') 9 IKEHARA A
FRERIKS M	17 (29') 9
	17 (29') 10 FUJII S
HOUSHEER D	18 (30') 10

2nd Half	
	18 (33') 11 FUJII S
GROOT N	19 (33') 11
SNELDER D	20 (34') 11
	20 (35') 12 TANABE Y
GROOT N	21 (38') 12
HOUSHEER D	22 (40') 12
BONT D	23 (41') 12
	23 (43') 13 ISHITATE M
	23 (44') 14 SUNAMI K
SMEETS M	24 (45') 14
	24 (47') 15 KONDO M
HOUSHEER D	25 (47') 15
van WETERING B	26 (49') 15
	26 (50') 16 HARA N
SMITS I	27 (50') 16
	27 (51') 17 KONDO M
	27 (52') 18 KONDO M
DULFER K	28 (53') 18
ABBINGH L	29 (55') 18
DULFER K	30 (56') 18
	30 (57') 19 OHYAMA M
FRERIKS M	31 (57') 19
	31 (58') 20 TANABE Y
	31 (60') 21 IKEHARA A
MALESTEIN A	32 (60') 21

Legend:							
%	Efficiency	2Min	2-Minute Suspensions	6m	6-metre Shots	7m	7-metre Shots
9m	9-metre Shots	BC	Blue Cards	BT	Breakthroughs	D	Direct Red Card
EG	Empty Goal	FB	Fast Breaks	G/S	Goals/Shots	No.	Uniform Number
RC	Red Cards	S/S	Saves/Shots	Wing	Wing Shots	X	Red Card After 3rd 2-Minute Suspension
YC	Yellow Cards						



Match Team Statistics

チームの試合統計 / Statistiques du match par équipe

Match 1

NED 32 - 21 JPN

(18 - 10) (14 - 11)

Referees: GARCIA M / PAOLANTONI MI (ARG)

NED - Netherlands

Players		Shots									Offence		Defence		Punishments			TP	
No.	Name	G/S	%	6m	Wing	9m	7m	FB	BT	EG	AS	TO	ST	BS	YC	2Min	RC		BC
6	van der HEIJDEN Laura	3/5	60			0/2			3/3			1							19:28
7	BONT Debbie	2/3	67	1/1	1/2								1						29:07
8	ABBINGH Lois	7/8	88	1/1		1/2	1/1	1/1		3/3	1	1							32:28
10	SNELDER Danick	1/2	50	1/2									1			1			32:41
12	van WETERING Bo	3/4	75		1/2			2/2			1		2						29:00
17	GROOT Nycke	3/3	100			1/1			2/2		2	4							23:31
18	DULFER Kelly	3/4	75						2/3	1/1	3	4		4					44:29
19	FRERIKS Merel	3/3	100	3/3							1								28:22
20	SMITS Inger	2/5	40	2/2		0/2		0/1			1			2					34:06
24	SMEETS Martine	1/2	50		1/2														30:11
26	MALESTEIN Angela	1/4	25	1/1	0/3														30:39
30	DUIJNDAM Rinka											2							30:00
33	WESTER Tess										1								29:10
48	HOUSHEER Dione	3/4	75			0/1			3/3		1	1							26:48
	Bench/Team																		
Totals		32/47	68	9/10	3/9	2/8	1/1	3/4	10/11	4/4	11	13	4	6		1			

Goalkeepers		Total Shots		6m Shots		Wing Shots		9m Shots		7m Shots		Fast Breaks		Breakthroughs	
No.	Name	S/S	%	S/S	%	S/S	%	S/S	%	S/S	%	S/S	%	S/S	%
30	DUIJNDAM Rinka	8/19	42	1/3	33	2/5	40	3/4	75	0/1	0	0/3	0	2/3	67
33	WESTER Tess	6/16	38	2/3	67	2/5	40	1/3	33	1/4	25			0/1	0
Totals		14/35	40	3/6	50	4/10	40	4/7	57	1/5	20	0/3	0	2/4	50

Team Shots	Goals	Saves	Missed	Post	Blocked	Total	%
6m Shots	9			1		10	90
Wing Shots	3	4	2			9	33
9m Shots	2	5	1			8	25
7m Shots	1				N/A	1	100
Fast Breaks	3	1				4	75
Breakthroughs	10	1				11	91
Empty Goal	4	N/A				4	100
Totals	32	11	3	1		47	68

Number of Attacks: 59, Scoring Efficiency: 54%



Match Team Statistics

チームの試合統計 / Statistiques du match par équipe

Match 1

NED 32 - 21 JPN
(18 - 10) (14 - 11)

Referees: GARCIA M / PAOLANTONI MI (ARG)

NED - Netherlands

Shots Distribution

Players

Goals / Shots

6 van der HEIJDEN L			7 BONT D			8 ABBINGH L			10 SNELDER D			12 van WETERING B			17 GROOT N			18 DULFER K		
0/1	0/1	1/1		0/1			2/2	2/2			1/1		1/1	1/1	1/1			1/1		
	1/1	1/1		1/1	1/1	1/1	1/2	1/1						1/1	1/1	1/1			1/1	0/1
									1-Post			1-Missed								
19 FRERIKS M			20 SMITS I			24 SMEETS M			26 MALESTEIN A			30 DUIJNDAM R			33 WESTER T			48 HOUSHEER D		
1/1				0/2		1/2			0/1										1/1	
1/1	1/1				1/1						1/2							1/2		1/1
			1-Missed						1-Missed											

Team

Goals / Shots

1/2	2/2	3/3
4/7	3/7	4/5
3/3	5/6	7/8

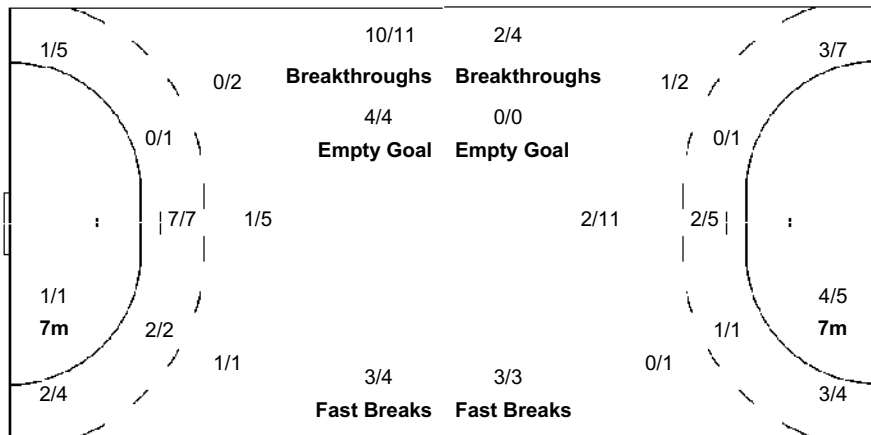
3-Missed 1-Post

Offence

Defence

Goalkeepers

Saves / Shots



2/4	1/3	2/6
0/1	1/1	2/4
2/5	3/6	1/5

30 DUIJNDAM R		
0/2	0/1	2/3
0/1	1/1	1/1
2/4	2/4	0/2

33 WESTER T		
2/2	1/2	0/3
		1/3
0/1	1/2	1/3



Match Team Statistics

チームの試合統計 / Statistiques du match par équipe

Match 1

NED 32 - 21 JPN
(18 - 10) (14 - 11)

Referees: GARCIA M / PAOLANTONI MI (ARG)

JPN - Japan

Players		Shots									Offence		Defence		Punishments			TP	
No.	Name	G/S	%	6m	Wing	9m	7m	FB	BT	EG	AS	TO	ST	BS	YC	2Min	RC		BC
3	SUNAMI Kaho	1/3	33	0/2	1/1						2		1						34:48
4	SUNAMI Yui	0/1	0	0/1							3	4	1			1			39:53
5	SHIOTA Sayo										1								22:54
12	ITANO Minami																		11:46
18	TANABE Yuki	3/5	60		3/5							1				1			35:30
21	IKEHARA Ayaka	3/4	75	1/1	2/3							1							43:16
24	HARA Nozomi	2/3	67	1/1			1/2				1	2							24:39
25	OHYAMA Mana	1/2	50			1/2					1	1							28:07
27	SASAKI Haruno	2/8	25			1/5			1/3		1	2							27:34
28	NAGATA Shiori																		32:13
30	KAMETANI Sakura										1	1							42:28
34	KONDO Maharu	3/5	60	0/1	0/1			3/3											25:24
40	FUJII Shio	5/9	56	1/1		1/5	3/3				2	2							20:16
81	ISHITATE Mayuko	1/4	25		0/1	0/2					1		2						29:56
Bench/Team																1	1		
Totals		21/44	48	3/7	6/11	3/14	4/5	3/3	2/4		13	14	4		1	3			

Goalkeepers		Total Shots		6m Shots		Wing Shots		9m Shots		7m Shots		Fast Breaks		Breakthroughs	
No.	Name	S/S	%	S/S	%	S/S	%	S/S	%	S/S	%	S/S	%	S/S	%
12	ITANO Minami	2/7	29	0/2	0	2/2	100	0/1	0					0/2	0
30	KAMETANI Sakura	9/32	28	0/7	0	2/5	40	5/6	83	0/1	0	1/4	25	1/9	11
EG		4													
Totals		11/43	26	0/9	0	4/7	57	5/7	71	0/1	0	1/4	25	1/11	9

Team Shots	Goals	Saves	Missed	Post	Blocked	Total	%
6m Shots	3	3			1	7	43
Wing Shots	6	4		1		11	55
9m Shots	3	4		2	5	14	21
7m Shots	4	1			N/A	5	80
Fast Breaks	3					3	100
Breakthroughs	2	2				4	50
Empty Goal		N/A					
Totals	21	14		3	6	44	48

Number of Attacks: 58, Scoring Efficiency: 36%



Match Team Statistics

チームの試合統計 / Statistiques du match par équipe

Match 1

NED 32 - 21 JPN
(18 - 10) (14 - 11)

Referees: GARCIA M / PAOLANTONI MI (ARG)

JPN - Japan

Shots Distribution

Players

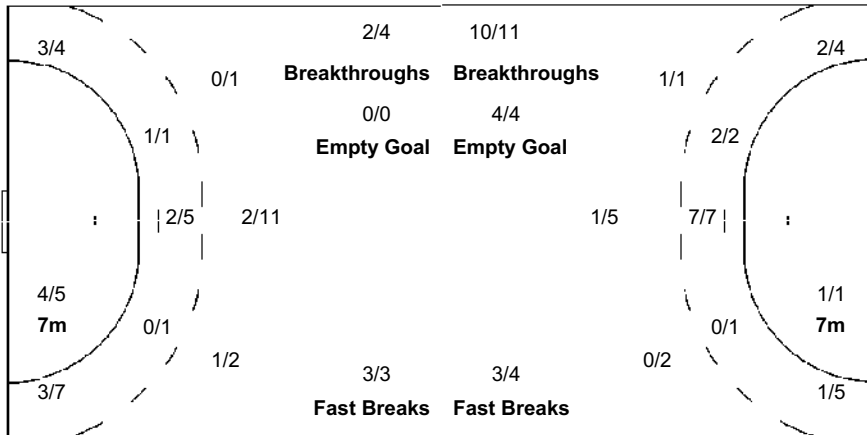
Goals / Shots

3 SUNAMI K	4 SUNAMI Y	5 SHIOTA S	12 ITANO M	18 TANABE Y	21 IKEHARA A	24 HARA N
1/2 0/1				2/3 1/1 0/1	1/1 1/1 1/1	1/1 1/2
	1-Blocked				1-Post	
25 OHYAMA M	27 SASAKI H	28 NAGATA S	30 KAMETANI S	34 KONDO M	40 FUJII S	81 ISHITATE M
1/1	1/2 1/2 0/1			1/1 0/1 1/1 1/2	0/1 1/1 1/1 2/2	0/1 1/1 0/2
1-Post	1-Post 2-Blocked				3-Blocked	

Team Goals / Shots

2/4	2/3	4/6
1/1	0/1	2/4
3/5	3/6	4/5
3-Post	6-Blocked	

Offence



Goalkeepers Saves / Shots

1/2	0/2	0/3
3/7	4/7	1/5
0/3	1/6	1/8

12 ITANO M

1/1		
0/2		0/2
	0/1	1/1

30 KAMETANI S

0/1	0/2	0/3
3/5	4/4	1/3
0/3	1/4	0/7

Legend:	% Efficiency	2Min 2-Minute Suspensions	6m 6 metre Shots	7m 7-metre Shots	9m 9-metre Shots
AS Assists	BC Blue Cards	BS Blocked Shots	BT Breakthroughs	D Direct Red Card	No. Uniform Number
EG Empty Goal	FB Fast Breaks	G/S Goals/Shots	N/A Not Applicable	TP Time Played	
RC Red Cards	S/S Saves/Shots	ST Steals	TO Turnover		
Wing Wing Shots	X Red Card After 3rd 2-Minute Suspension	YC Yellow Cards			



Empty Goal Analysis

無人ゴール 分析 / Analyses des attaques avec but vide

Match 1

NED 32 - 21 JPN

(18 - 10) (14 - 11)

Referees: GARCIA M / PAOLANTONI MI (ARG)

ATTACKS DURING OWN EMPTY GOAL SITUATION

Players on Court	Attacks		Goals		Saves		Missed		Blocked		Post		Turnovers		Scoring Efficiency -		Goals Against	
	NED	JPN	NED	JPN	NED	JPN	NED	JPN	NED	JPN	NED	JPN	NED	JPN	NED %	JPN %	NED	JPN
7 Against 6		5		2		1						1		1		40		2
6 Against 6	1	4	1	2										2	100	50		2
Others																		
Total:	1	9	1	4		1						1		3	100	44		4

GOALS/ATTACKS DURING OWN EMPTY GOAL SITUATION - ANALYSIS OF OCCURRENCE (in 5 min intervals)

Players on Court	1st Half											
	0-5		5-10		10-15		15-20		20-25		25-30	
	NED	JPN	NED	JPN	NED	JPN	NED	JPN	NED	JPN	NED	JPN
7 Against 6				1/1			1/3					
6 Against 6		0/2	1/1									1/1
Others												
Total:		0/2	1/1	1/1			1/3					1/1

Players on Court	2nd Half											
	30-35		35-40		40-45		45-50		50-55		55-60	
	NED	JPN	NED	JPN	NED	JPN	NED	JPN	NED	JPN	NED	JPN
7 Against 6												0/1
6 Against 6												1/1
Others												
Total:												1/2

GOALS/ATTACKS DURING OWN EMPTY GOAL SITUATION - ANALYSIS BY DURATION

Team	<15 sec.	15-30 sec.	30-45 sec.	45-60 sec.	>60 sec.
NED			1/1		
JPN		3/6	0/2	1/1	

SUBSTITUTION SUMMARY

Players	NED	JPN
Goalkeeper <-> Goalkeeper	0	1
Court Player <-> Goalkeeper	2	22
Court Player <-> Court Player	54	147
Total:	56	170



Match Report

試合レポート / Compte rendu du match

Team A										Team B																																									
A										B																																									
ROC - ROC										BRA - Brazil																																									
played in										in the hall										on										at										Spectators										Match Number	
Tokyo										Yoyogi National Stadium										SUN 25 JUL 2021										11:00																				2	
Half-time (30')		A		B		End of playing time		A		B		1st overtime		A		B		2nd overtime		A		B		After penalty throws		A		B																							
Number of 7m		A		Team time-out				Full name of players and officials				Team time-out		B		Number of 7m																																			
3/6		1		29:32		2		49:12		3		59:09		1		17:26		2		53:24		3		58:28		7/7																									
No.	Team A						G	YC	2'	RC	BC	No.	Team B						G	YC	2'	RC	BC																												
1	SEDOYKINA Anna											2	de PAULA Bruna						7																																
2	KUZNETSOVA Polina						2					3	DO NASCIMENTO Alexandra						6		1																														
3	GORSHKOVA Polina						2					7	de ARAUJO Tamires						2	1																															
7	DMITRIEVA Daria						3		1			9	RODRIGUES BELO Ana Paula																																						
8	SEN Anna						1		1			12	ARENHART Barbara																																						
13	VYAKHIREVA Anna						3	1				18	AMORIM TALESKA Eduarda																																						
14	VEDEKHINA Polina						4					20	ARAUJO Larissa						2																																
17	BOBROVNIKOVA Vladlena											21	CARDOSO Adriana						3		1																														
19	MAKEEVA Kseniia						2	1				22	VIEIRA Samara						2																																
25	FOMINA Olga											23	GUARIEIRO Giulia						1		1																														
33	ILINA Ekaterina						6					49	MATIELI Patricia						1																																
36	MANAGAROVA Iuliia						1					77	da ROCHA Dayane								1																														
39	SKOROBOGATCHENKO Antonina								1			87	de ARRUDA Renata																																						
88	KALININA Viktoriia											91	VENTURA Livia																																						

Off.A	ALEKSEEV Alexey					Off.A	SOLAR ABERASTURI Juan Carlos				
Off.B	AKOPIAN Olga					Off.B	DUENAS de GALARZA Jorge				
Off.C	HLAVATY Tomas					Off.C	da ROCHA SILVA Cristiano				
Off.D	DOLGACHEV Vladislav					Off.D	SANTOS ROCHA Jessica				
Off.E	KRASHENINNIKOV Igor					Off.E	CASAGRANDE HERDEIRO A. F.				

A	Signatures of responsables for the teams (Off.A)										B
Remarks of referees / IHF Official											

Referees	FONSECA Ricardo (POR)		Signatures	SANTOS Duarte (POR)		Signatures
Technical Officials	TK: HAGEN Monika (SWE)		Signatures	SK: MARIC Branka (SRB)		Signatures
IHF Official	SOEDAL Per Morten (NOR)		Signatures			Signatures

Note: Number of 7m scored/awarded to resp. B, goals (G), yellow cards (YC), red cards (RC), red card after 3rd 2' suspension (X), direct red card (D) and blue cards (BC).



Results

結果 / Résultats

Match 2

ROC 24 - 24 BRA (14 - 12) (10 - 12)

Referees: FONSECA R / SANTOS D (POR)

ROC - ROC

Players		Shots									Punishments			
No.	Name	G/S	%	6m	Wing	9m	7m	FB	BT	EG	YC	2Min	RC	BC
1	SEDOYKINA Anna													
2	KUZNETSOVA Polina	2/5	40		1/4			1/1						
3	GORSHKOVA Polina	2/3	67		1/1			1/2						
7	DMITRIEVA Daria	3/7	43			1/4			2/3			1		
8	SEN Anna	1/1	100					1/1				1		
13	VYAKHIREVA Anna	3/7	43	0/3			0/1		3/3		1			
14	VEDEKHINA Polina	4/7	57	2/2		0/1		1/1	1/3					
17	BOBROVNIKOVA Vladlena	0/2	0						0/2					
19	MAKEEVA Kseniia	2/3	67	1/2					1/1		1			
25	FOMINA Olga													
33	ILINA Ekaterina	6/8	75	1/1		1/1	3/5		1/1					
36	MANAGAROVA Iuliia	1/2	50	0/1	1/1									
39	SKOROBOGATCHENKO Antonina												1	
88	KALININA Viktoriia													
Bench/Team														
Totals		24/45	53	4/9	3/6	2/6	3/6	4/5	8/13		2	3		

Goalkeepers		Saves								
No.	Name	S/S	%	6m	Wing	9m	7m	FB	BT	
1	SEDOYKINA Anna	5/18	28	3/5	0/2	2/4	0/3	0/1	0/3	
88	KALININA Viktoriia	6/17	35	4/5	1/2	0/1	0/4	0/2	1/3	
Totals		11/35	31	7/10	1/4	2/5	0/7	0/3	1/6	

BRA - Brazil

Players		Shots									Punishments			
No.	Name	G/S	%	6m	Wing	9m	7m	FB	BT	EG	YC	2Min	RC	BC
2	de PAULA Bruna	7/15	47	0/5		3/5		1/1	3/4					
3	DO NASCIMENTO Alexandra	6/8	75	0/1	1/2		4/4	1/1				1		
7	de ARAUJO Tamires	2/2	100	2/2							1			
9	RODRIGUES BELO Ana Paula	0/2	0	0/1		0/1								
12	ARENHART Barbara													
18	AMORIM TALESKA Eduarda	0/4	0	0/1		0/3								
20	ARAUJO Larissa	2/2	100		2/2									
21	CARDOSO Adriana	3/5	60		0/2		3/3					1		
22	VIEIRA Samara	2/3	67	1/1		0/1			1/1					
23	GUARIEIRO Giulia	1/1	100					1/1					1	
49	MATIELI Patricia	1/1	100						1/1					
77	da ROCHA Dayane												1	
87	de ARRUDA Renata													
91	VENTURA Livia	0/1	0	0/1										
Bench/Team														
Totals		24/44	55	3/12	3/6	3/10	7/7	3/3	5/6		1	4		

Goalkeepers		Saves								
No.	Name	S/S	%	6m	Wing	9m	7m	FB	BT	
12	ARENHART Barbara	9/33	27	2/6	2/5	0/2	1/4	1/5	3/11	
87	de ARRUDA Renata									
Totals		9/33	27	2/6	2/5	0/2	1/4	1/5	3/11	

RUNNING SCORE

ROC - BRA	
1st Half	
0 (1') 1	ARAUJO L
1 (2') 1	ILINA E
1 (3') 2	GUARIEIRO G
2 (3') 2	VEDEKHINA P
3 (4') 2	DMITRIEVA D
3 (5') 3	de PAULA B
4 (7') 3	VEDEKHINA P
4 (8') 4	de ARAUJO T
5 (8') 4	VEDEKHINA P
6 (10') 4	KUZNETSOVA P
6 (11') 5	DO NASCIMENTO
7 (11') 5	MAKEEVA K
7 (12') 6	de ARAUJO T
8 (13') 6	ILINA E
8 (13') 7	DO NASCIMENTO
9 (16') 7	DMITRIEVA D
10 (18') 7	DMITRIEVA D
10 (18') 8	de PAULA B
11 (19') 8	VYAKHIREVA A
11 (19') 9	DO NASCIMENTO
11 (20') 10	de PAULA B
11 (21') 11	de PAULA B
12 (23') 11	MANAGAROVA I
13 (27') 11	VYAKHIREVA A
14 (29') 11	SEN A
14 (30') 12	VIEIRA S

2nd Half	
15 (31') 12	MAKEEVA K
15 (32') 13	DO NASCIMENTO
16 (34') 13	VEDEKHINA P
16 (34') 14	ARAUJO L
16 (36') 15	DO NASCIMENTO
17 (37') 15	KUZNETSOVA P
18 (38') 15	VYAKHIREVA A
18 (39') 16	de PAULA B
18 (41') 17	MATIELI P
18 (45') 18	DO NASCIMENTO
19 (46') 18	ILINA E
19 (46') 19	VIEIRA S
20 (47') 19	ILINA E
20 (48') 20	de PAULA B
20 (50') 21	CARDOSO A
20 (51') 22	de PAULA B
21 (51') 22	GORSHKOVA P
22 (53') 22	ILINA E
23 (54') 22	GORSHKOVA P
23 (56') 23	CARDOSO A
24 (57') 23	ILINA E
24 (57') 24	CARDOSO A

Legend:							
%	Efficiency	2Min	2-Minute Suspensions	6m	6-metre Shots	7m	7-metre Shots
9m	9-metre Shots	BC	Blue Cards	BT	Breakthroughs	D	Direct Red Card
EG	Empty Goal	FB	Fast Breaks	G/S	Goals/Shots	No.	Uniform Number
RC	Red Cards	S/S	Saves/Shots	Wing	Wing Shots	X	Red Card After 3rd 2-Minute Suspension
YC	Yellow Cards						



Match Team Statistics

チームの試合統計 / Statistiques du match par équipe

Match 2

ROC 24 - 24 BRA
(14 - 12) (10 - 12)

Referees: FONSECA R / SANTOS D (POR)

ROC - ROC

Players		Shots									Offence		Defence		Punishments			TP	
No.	Name	G/S	%	6m	Wing	9m	7m	FB	BT	EG	AS	TO	ST	BS	YC	2Min	RC		BC
1	SEDOYKINA Anna											1							29:49
2	KUZNETSOVA Polina	2/5	40		1/4			1/1				1	1						29:49
3	GORSHKOVA Polina	2/3	67		1/1			1/2				1							29:57
7	DMITRIEVA Daria	3/7	43			1/4			2/3		5	4				1			47:08
8	SEN Anna	1/1	100					1/1				1		1		1			25:19
13	VYAKHIREVA Anna	3/7	43	0/3			0/1		3/3		4	3	1		1				54:48
14	VEDEKHINA Polina	4/7	57	2/2		0/1		1/1	1/3										43:45
17	BOBROVNIKOVA Vladlena	0/2	0						0/2		1								14:57
19	MAKEEVA Kseniia	2/3	67	1/2					1/1		1				1				42:17
25	FOMINA Olga																		29:19
33	ILINA Ekaterina	6/8	75	1/1		1/1	3/5		1/1										8:35
36	MANAGAROVA Iuliia	1/2	50	0/1	1/1														29:43
39	SKOROBOGATCHENKO Antonina																1		6:37
88	KALININA Viktoriia											1							27:57
	Bench/Team																		
	Totals	24/45	53	4/9	3/6	2/6	3/6	4/5	8/13		11	12	2	1	2	3			

Goalkeepers		Total Shots		6m Shots		Wing Shots		9m Shots		7m Shots		Fast Breaks		Breakthroughs	
No.	Name	S/S	%	S/S	%	S/S	%	S/S	%	S/S	%	S/S	%	S/S	%
1	SEDOYKINA Anna	5/18	28	3/5	60	0/2	0	2/4	50	0/3	0	0/1	0	0/3	0
88	KALININA Viktoriia	6/17	35	4/5	80	1/2	50	0/1	0	0/4	0	0/2	0	1/3	33
	Totals	11/35	31	7/10	70	1/4	25	2/5	40	0/7	0	0/3	0	1/6	17

Team Shots	Goals	Saves	Missed	Post	Blocked	Total	%
6m Shots	4	2		3		9	44
Wing Shots	3	2	1			6	50
9m Shots	2		2	1	1	6	33
7m Shots	3	1		2	N/A	6	50
Fast Breaks	4	1				5	80
Breakthroughs	8	3		2		13	62
Empty Goal		N/A					
Totals	24	9	3	8	1	45	53

Number of Attacks: 53, Scoring Efficiency: 45%



Match Team Statistics

チームの試合統計 / Statistiques du match par équipe

Match 2

ROC 24 - 24 BRA
(14 - 12) (10 - 12)

Referees: FONSECA R / SANTOS D (POR)

ROC - ROC

Shots Distribution

Players

Goals / Shots

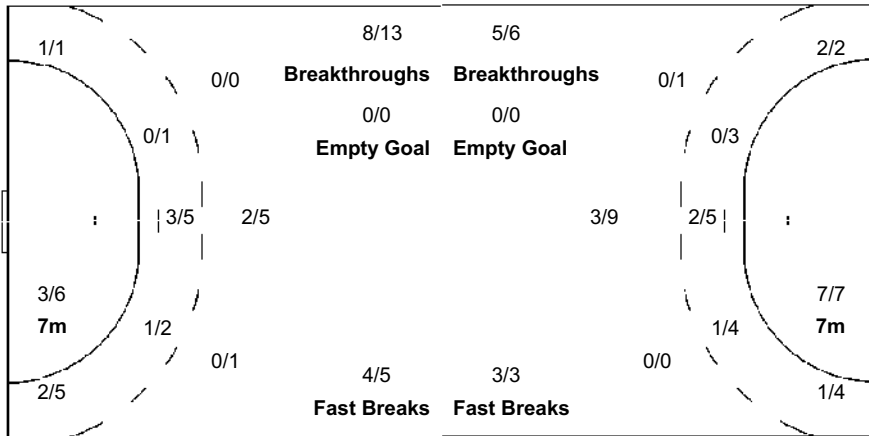
1 SEDOYKINA A	2 KUZNETSOVA P	3 GORSHKOVA P	7 DMITRIEVA D	8 SEN A	13 VYAKHIREVA A	14 VEDEKHINA P
0/0	1/2 0/1	1/1	1/1	0/0	0/1 1/1	1/1 2/2
0/0	1/1	0/0	0/0	0/0	1/1 1/1	0/2
0/0	0/0	0/1 1/1	0/0 2/2	0/0 1/1	0/0	1/1
	1-Missed		2-Missed 1-Post 1-Blocked		3-Post	1-Post

17 BOBROVNIKOVA V	19 MAKEEVA K	25 FOMINA O	33 ILINA E	36 MANAGAROVA I	39 SKOROBOGATCHENKO A	88 KALININA V
0/1	0/0	0/0	1/1	1/1	0/0	0/0
0/0	0/0	0/0	0/0 1/1	0/1	0/0	0/0
0/0	2/2 0/1	0/0	1/1 3/3	0/0	0/0	0/0
1-Post			2-Post			

Team Goals / Shots

3/3	3/5	3/4
2/2	1/3	1/3
4/5		7/8
3-Missed	8-Post	1-Blocked

Offence



Defence

Goalkeepers Saves / Shots

0/2	1/2	0/4
2/7	1/1	1/5
2/7	4/4	0/3

1 SEDOYKINA A

0/1	1/2	0/4
0/1	1/1	0/2
0/3	3/3	0/1

88 KALININA V

0/1		
2/6		1/3
2/4	1/1	0/2



Match Team Statistics

チームの試合統計 / Statistiques du match par équipe

Match 2

ROC 24 - 24 BRA
(14 - 12) (10 - 12)

Referees: FONSECA R / SANTOS D (POR)

BRA - Brazil

Players		Shots									Offence		Defence		Punishments			TP	
No.	Name	G/S	%	6m	Wing	9m	7m	FB	BT	EG	AS	TO	ST	BS	YC	2Min	RC		BC
2	de PAULA Bruna	7/15	47	0/5		3/5		1/1	3/4		2	3	1						34:44
3	DO NASCIMENTO Alexandra	6/8	75	0/1	1/2		4/4	1/1			1		2			1			42:50
7	de ARAUJO Tamires	2/2	100	2/2											1				51:54
9	RODRIGUES BELO Ana Paula	0/2	0	0/1		0/1					2	2							22:56
12	ARENHART Barbara																		55:43
18	AMORIM TALESKA Eduarda	0/4	0	0/1		0/3					1	4	1	1					35:06
20	ARAUJO Larissa	2/2	100		2/2							1							46:50
21	CARDOSO Adriana	3/5	60		0/2		3/3									1			17:30
22	VIEIRA Samara	2/3	67	1/1		0/1			1/1		3	1							40:27
23	GUARIEIRO Giulia	1/1	100					1/1									1		18:58
49	MATIELI Patricia	1/1	100						1/1		2								29:14
77	da ROCHA Dayane																1		14:53
87	de ARRUDA Renata																		0:49
91	VENTURA Livia	0/1	0	0/1															8:06
Bench/Team																			
Totals		24/44	55	3/12	3/6	3/10	7/7	3/3	5/6		11	11	4	2	1	4			

Goalkeepers		Total Shots		6m Shots		Wing Shots		9m Shots		7m Shots		Fast Breaks		Breakthroughs	
No.	Name	S/S	%	S/S	%	S/S	%	S/S	%	S/S	%	S/S	%	S/S	%
12	ARENHART Barbara	9/33	27	2/6	33	2/5	40	0/2	0	1/4	25	1/5	20	3/11	27
87	de ARRUDA Renata														
Totals		9/33	27	2/6	33	2/5	40	0/2	0	1/4	25	1/5	20	3/11	27

Team Shots	Goals	Saves	Missed	Post	Blocked	Total	%
6m Shots	3	7	1	1		12	25
Wing Shots	3	1		2		6	50
9m Shots	3	2	1	1	3	10	30
7m Shots	7				N/A	7	100
Fast Breaks	3					3	100
Breakthroughs	5	1				6	83
Empty Goal		N/A					
Totals	24	11	2	4	3	44	55

Number of Attacks: 51, Scoring Efficiency: 47%



Match Team Statistics

チームの試合統計 / Statistiques du match par équipe

Match 2

ROC 24 - 24 BRA
(14 - 12) (10 - 12)

Referees: FONSECA R / SANTOS D (POR)

BRA - Brazil

Shots Distribution

Players

Goals / Shots


2 de PAULA B	3 DO NASCIMENTO	7 de ARAUJO T	9 RODRIGUES BELO AP	12 ARENHART B E	18 AMORIM TALESKA E	20 ARAUJO L
2/2		1/1				
0/2		2/2			0/1	
2/3	0/2				0/1	
1-Missed 1-Post	1-Blocked	1-Post		1-Post 1-Blocked		1-Blocked

21 CARDOSO A	22 VIEIRA S	23 GUARIEIRO G	49 MATIELI P	77 da ROCHA D	87 de ARRUDA R	91 VENTURA L
		1/1				
0/1	2/2		1/1			0/1
1-Post	1-Missed					

Team Goals / Shots

2/2	1/2	4/4
5/7	0/1	4/5
5/7	0/4	3/3
2-Missed	4-Post	3-Blocked

Offence



Defence

Goalkeepers Saves / Shots

0/3	2/5	1/4
0/2	2/3	2/3
1/5		1/8

12 ARENHART B E

0/3	2/5	1/4
0/2	2/3	2/3
1/5		1/8

87 de ARRUDA R

Legend:		
%	Efficiency	
AS	Assists	
EG	Empty Goal	
RC	Red Cards	
Wing	Wing Shots	
2Min	2-Minute Suspensions	
BC	Blue Cards	
FB	Fast Breaks	
S/S	Saves/Shots	
X	Red Card After 3rd 2-Minute Suspension	
6m	6 metre Shots	
BS	Blocked Shots	
G/S	Goals/Shots	
ST	Steals	
YC	Yellow Cards	
7m	7-metre Shots	
BT	Breakthroughs	
N/A	Not Applicable	
TO	Turnover	
9m	9-metre Shots	
D	Direct Red Card	
No.	Uniform Number	
TP	Time Played	



Empty Goal Analysis

無人ゴール 分析 / Analyses des attaques avec but vide

Match 2

ROC 24 - 24 BRA

(14 - 12) (10 - 12)

Referees: FONSECA R / SANTOS D (POR)

ATTACKS DURING OWN EMPTY GOAL SITUATION

Players on Court	Attacks		Goals		Saves		Missed		Blocked		Post		Turnovers		Scoring Efficiency -		Goals Against	
	ROC	BRA	ROC	BRA	ROC	BRA	ROC	BRA	ROC	BRA	ROC	BRA	ROC	BRA	ROC	%BRA	ROC	BRA
7 Against 6	1	1	1	1											100	100		
6 Against 6	1	5	1	1		1					2		1		100	20		
Others	1		0		1										0			
Total:	3	6	2	2	1	1					2		1		67	33		

GOALS/ATTACKS DURING OWN EMPTY GOAL SITUATION - ANALYSIS OF OCCURRENCE (in 5 min intervals)

Players on Court	1st Half											
	0-5		5-10		10-15		15-20		20-25		25-30	
	ROC	BRA	ROC	BRA	ROC	BRA	ROC	BRA	ROC	BRA	ROC	BRA
7 Against 6								1/1				
6 Against 6						1/1		0/1				0/1
Others											0/1	
Total:						1/1		1/2			0/1	0/1

Players on Court	2nd Half											
	30-35		35-40		40-45		45-50		50-55		55-60	
	ROC	BRA	ROC	BRA	ROC	BRA	ROC	BRA	ROC	BRA	ROC	BRA
7 Against 6							1/1					
6 Against 6							1/1			0/2		
Others												
Total:							2/2			0/2		

GOALS/ATTACKS DURING OWN EMPTY GOAL SITUATION - ANALYSIS BY DURATION

Team	<15 sec.	15-30 sec.	30-45 sec.	45-60 sec.	>60 sec.
ROC	0/1	1/1			1/1
BRA		1/3	1/2	0/1	

SUBSTITUTION SUMMARY

Players	ROC	BRA
Goalkeeper <-> Goalkeeper	4	2
Court Player <-> Goalkeeper	12	15
Court Player <-> Court Player	37	87
Total:	53	104



Match Report

試合レポート / Compte rendu du match

Team A										Team B																																									
A										B																																									
MNE - Montenegro										ANG - Angola																																									
played in										in the hall										on										at										Spectators										Match Number	
Tokyo										Yoyogi National Stadium										SUN 25 JUL 2021										14:15																				3	
Half-time (30')		A		B		End of playing time		A		B		1st overtime		A		B		2nd overtime		A		B		After penalty throws		A		B																							
		13		12				33		22																																									
Number of 7m		A		Team time-out						Full name of players and officials										Team time-out						B		Number of 7m																							
3/5		1		24:12		2		3												1		20:21		2		33:55		3		51:07		2/2																			
No.	Team A						G	YC	2'	RC	BC	No.	Team B						G	YC	2'	RC	BC																												
1	RAJCIC Marina											5	QUIZELETE Marilia						2																																
4	RADICEVIC Jovanka						12					6	MACHADO Juliana																																						
9	JAUKOVIC Durdina						2		1			8	PAULO Helena						2		2																														
10	PLETIKOSIC Matea						1					9	SANTOS Natalia						4																																
13	MUGOSA Dijana						3		1			10	KASSOMA Albertina						1		1																														
15	KLIKOVAC Andrea						1	1				12	SOUSA Helena																																						
16	NENEZIC Ljubica											13	FONSECA Natalia						6																																
33	BABOVIC Anastasija											16	ALMEIDA Teresa																																						
34	BRNOVIC Tatjana						4		1			20	PASCOAL Stelvia																																						
66	RAMUSOVIC Ema						2					21	CAZANGA Magda						1																																
77	MEHMEDOVIC Majda						4					25	VENANCIO Liliana						2																																
80	DESPOTOVIC Jelena											35	CARLOS Azenaide																																						
96	GRBIC Itana						4					90	GUIALO Isabel						3																																
97	VUKCEVIC Nikolina																																																		

Off.A	SAVIC Maja					Off.A	CRUZ Filipe				
Off.B	POPOVIC Bojana	1				Off.B	NETO Edgar				
Off.C	RISTOVIC Novak					Off.C	CHUMA Jose				
Off.E	VUJOVIC Mitar					Off.D	CALISTER Marina				
Off.F	DELIC Danica										

A	Signatures of responsables for the teams (Off.A)										B
Remarks of referees / IHF Official											

Referees	Signatures				Signatures			
	ALPAIDZE Viktoriia (RUS)				BEREZKINA Tatiana (RUS)			
Technical Officials	TK: VARTANYAN Stella (RUS)				SK: VOJIC Arijana (BIH)			
IHF Official	RATZ Felix (SUI)							

Note: Number of 7m scored/awarded to resp. B, goals (G), yellow cards (YC), red cards (RC), red card after 3rd 2' suspension (X), direct red card (D) and blue cards (BC).



Results

結果 / Résultats

Match 3

MNE 33 - 22 ANG
(13 - 12) (20 - 10)

Referees: ALPAIDZE V / BEREZKINA T (RUS)

MNE - Montenegro

Players		Shots									Punishments			
No.	Name	G/S	%	6m	Wing	9m	7m	FB	BT	EG	YC	2Min	RC	BC
1	RAJCIC Marina													
4	RADICEVIC Jovanka	12/12	100	1/1	4/4		3/3	2/2		2/2				
9	JAUKOVIC Durdina	2/5	40	1/1		1/2	0/1		0/1			1		
10	PLETIKOSIC Matea	1/1	100						1/1					
13	MUGOSA Dijana	3/3	100		2/2			1/1				1		
15	KLIKOVAC Andrea	1/1	100			1/1					1			
16	NENEZIC Ljubica													
33	BABOVIC Anastasija	0/2	0							0/2				
34	BRNOVIC Tatjana	4/5	80	3/4				1/1				1		
66	RAMUSOVIC Ema	2/3	67	1/2						1/1				
77	MEHMEDOVIC Majda	4/6	67		2/2	0/1	0/1	2/2						
80	DESPOTOVIC Jelena	0/1	0			0/1								
96	GRBIC Itana	4/7	57	3/3		1/4								
97	VUKCEVIC Nikolina													
	Bench/Team										1			
Totals		33/46	72	9/11	8/8	3/9	3/5	6/6	1/2	3/5	2	3		

Goalkeepers		Saves							
No.	Name	S/S	%	6m	Wing	9m	7m	FB	BT
1	RAJCIC Marina								
16	NENEZIC Ljubica	5/18	28	2/5	0/3	2/5	0/1	0/2	1/2
33	BABOVIC Anastasija	2/11	18	1/5	0/4	1/1	0/1		
Totals		7/29	24	3/10	0/7	3/6	0/2	0/2	1/2

ANG - Angola

Players		Shots									Punishments			
No.	Name	G/S	%	6m	Wing	9m	7m	FB	BT	EG	YC	2Min	RC	BC
5	QUIZELETE Marilia	2/2	100	1/1		1/1								
6	MACHADO Juliana	0/1	0	0/1										
8	PAULO Helena	2/4	50	2/2		0/2						2		
9	SANTOS Natalia	4/4	100		2/2		1/1	1/1						
10	KASSOMA Albertina	1/2	50	1/2									1	
12	SOUSA Helena													
13	FONSECA Natalia	6/8	75	0/1	5/6			1/1						
16	ALMEIDA Teresa													
17	DOMBAXI Wuta	1/3	33	0/1		1/1			0/1			2		
20	PASCOAL Stelvia													
21	CAZANGA Magda	1/1	100	1/1										
25	VENANCIO Liliana	2/2	100	2/2										
35	CARLOS Azenaide	0/1	0			0/1								
90	GUIALO Isabel	3/9	33			1/6	1/1		1/2					
	Bench/Team													
Totals		22/37	59	7/11	7/8	3/11	2/2	2/2	1/3			5		

Goalkeepers		Saves							
No.	Name	S/S	%	6m	Wing	9m	7m	FB	BT
12	SOUSA Helena	4/21	19	1/5	0/6	1/2	2/4	0/2	
16	ALMEIDA Teresa	5/19	26	1/6	0/2	4/6	0/1	0/3	0/1
	EG	3							
Totals		10/43	23	2/11	0/8	6/9	2/5	0/6	0/1

RUNNING SCORE

MNE - ANG	
1st Half	
	0 (1') 1 CAZANGA M
GRBIC I	1 (2') 1
	1 (3') 2 SANTOS N
RADICEVIC J	2 (4') 2
	2 (5') 3 FONSECA N
RADICEVIC J	3 (6') 3
	3 (6') 4 GUIALO I
RADICEVIC J	4 (6') 4
RADICEVIC J	5 (9') 4
	5 (10') 5 FONSECA N
MEHMEDOVIC M	6 (11') 5
BRNOVIC T	7 (12') 5
	7 (12') 6 KASSOMA A
RADICEVIC J	8 (13') 6
	8 (15') 7 SANTOS N
	8 (17') 8 GUIALO I
GRBIC I	9 (17') 8
	9 (17') 9 DOMBAXI W
MUGOSA D	10 (18') 9
	10 (19') 10 QUIZELETE M
RADICEVIC J	11 (20') 10
BRNOVIC T	12 (22') 10
	12 (23') 11 GUIALO I
RADICEVIC J	13 (28') 11
	13 (29') 12 VENANCIO L

2nd Half	
JAUKOVIC D	14 (31') 12
MEHMEDOVIC M	15 (32') 12
RADICEVIC J	16 (33') 12
BRNOVIC T	17 (34') 12
RADICEVIC J	18 (36') 12
RAMUSOVIC E	19 (38') 12
	19 (38') 13 FONSECA N
MEHMEDOVIC M	20 (39') 13
MEHMEDOVIC M	21 (40') 13
KLIKOVAC A	22 (42') 13
	22 (42') 14 FONSECA N
BRNOVIC T	23 (43') 14
	23 (43') 15 SANTOS N
	23 (45') 16 SANTOS N
RADICEVIC J	24 (48') 16
	24 (49') 17 QUIZELETE M
RADICEVIC J	25 (49') 17
	25 (49') 18 FONSECA N
RADICEVIC J	26 (50') 18
RAMUSOVIC E	27 (51') 18
	27 (52') 19 VENANCIO L
GRBIC I	28 (54') 19
JAUKOVIC D	29 (55') 19
MUGOSA D	30 (56') 19
	30 (56') 20 PAULO H
GRBIC I	31 (57') 20
	31 (58') 21 PAULO H
PLETIKOSIC M	32 (58') 21
MUGOSA D	33 (59') 21
	33 (60') 22 FONSECA N

Legend:							
%	Efficiency	2Min	2-Minute Suspensions	6m	6-metre Shots	7m	7-metre Shots
9m	9-metre Shots	BC	Blue Cards	BT	Breakthroughs	D	Direct Red Card
EG	Empty Goal	FB	Fast Breaks	G/S	Goals/Shots	No.	Uniform Number
RC	Red Cards	S/S	Saves/Shots	Wing	Wing Shots	X	Red Card After 3rd 2-Minute Suspension
YC	Yellow Cards						



Match Team Statistics

チームの試合統計 / Statistiques du match par équipe

Match 3

MNE 33 - 22 ANG

(13 - 12) (20 - 10)

Referees: ALPAIDZE V / BEREZKINA T (RUS)

MNE - Montenegro

Players		Shots									Offence		Defence		Punishments			TP	
No.	Name	G/S	%	6m	Wing	9m	7m	FB	BT	EG	AS	TO	ST	BS	YC	2Min	RC		BC
1	RAJCIC Marina																		
4	RADICEVIC Jovanka	12/12	100	1/1	4/4		3/3	2/2		2/2	1	2							59:28
9	JAUKOVIC Durdina	2/5	40	1/1		1/2	0/1		0/1		2	3		1		1			54:41
10	PLETIKOSIC Matea	1/1	100						1/1		2								2:29
13	MUGOSA Dijana	3/3	100		2/2				1/1							1			25:02
15	KLIKOVAC Andrea	1/1	100			1/1					2	1			1				36:17
16	NENEZIC Ljubica																		40:32
33	BABOVIC Anastasija	0/2	0							0/2									18:27
34	BRNOVIC Tatjana	4/5	80	3/4				1/1			2					1			45:23
66	RAMUSOVIC Ema	2/3	67	1/2						1/1	1	2		1					45:07
77	MEHMEDOVIC Majda	4/6	67		2/2	0/1	0/1	2/2			3								46:03
80	DESPOTOVIC Jelena	0/1	0			0/1					1	1							22:05
96	GRBIC Itana	4/7	57	3/3		1/4					5	2							24:23
97	VUKCEVIC Nikolina																		0:03
	Bench/Team														1				
Totals		33/46	72	9/11	8/8	3/9	3/5	6/6	1/2	3/5	19	11		2	2	3			

Goalkeepers		Total Shots		6m Shots		Wing Shots		9m Shots		7m Shots		Fast Breaks		Breakthroughs	
No.	Name	S/S	%	S/S	%	S/S	%	S/S	%	S/S	%	S/S	%	S/S	%
1	RAJCIC Marina														
16	NENEZIC Ljubica	5/18	28	2/5	40	0/3	0	2/5	40	0/1	0	0/2	0	1/2	50
33	BABOVIC Anastasija	2/11	18	1/5	20	0/4	0	1/1	100	0/1	0				
Totals		7/29	24	3/10	30	0/7	0	3/6	50	0/2	0	0/2	0	1/2	50

Team Shots	Goals	Saves	Missed	Post	Blocked	Total	%
6m Shots	9	2				11	82
Wing Shots	8					8	100
9m Shots	3	6				9	33
7m Shots	3	2			N/A	5	60
Fast Breaks	6					6	100
Breakthroughs	1		1			2	50
Empty Goal	3	N/A	2			5	60
Totals	33	10	3			46	72

Number of Attacks: 56, Scoring Efficiency: 59%



Match Team Statistics

チームの試合統計 / Statistiques du match par équipe

Match 3

MNE 33 - 22 ANG
(13 - 12) (20 - 10)

Referees: ALPAIDZE V / BEREZKINA T (RUS)

MNE - Montenegro

Shots Distribution

Players

Goals / Shots

1 RAJCIC M	4 RADICEVIC J	9 JAUKOVIC D	10 PLETIKOSIC M	13 MUGOSA D	15 KLIKOVAC A	16 NENEZIC L
	4/4					
	1/1	2/2		1/1		
	1/1		2/2			
		0/1				
			1/1			
				1/1		
					1/1	

1-Missed

33 BABOVIC A	34 BRNOVIC T	66 RAMUSOVIC E	77 MEHMEDOVIC M	80 DESPOTOVIC J	96 GRBIC I	97 VUKCEVIC N
					0/1	1/1
	1/1				1/2	
		1/1	0/1		2/2	0/1
	2/2	1/1		0/1		
	1/2		1/1			
		1/1	1/2	1/1		


2-Missed

Team Goals / Shots

5/6	1/1	5/5
3/4	3/4	2/4
7/8	2/5	5/6

3-Missed

Offence



Defence

Goalkeepers Saves / Shots

0/1	1/3	0/2
2/5	1/1	2/5
0/6	1/4	0/2

1 RAJCIC M

16 NENEZIC L

0/1	1/2	0/2
1/3		2/2
0/5	1/2	0/1

33 BABOVIC A

	0/1	
1/2	1/1	0/3
0/1	0/2	0/1



Match Team Statistics

チームの試合統計 / Statistiques du match par équipe

Match 3

MNE 33 - 22 ANG
(13 - 12) (20 - 10)

Referees: ALPAIDZE V / BEREZKINA T (RUS)

ANG - Angola

Players		Shots									Offence		Defence		Punishments			TP	
No.	Name	G/S	%	6m	Wing	9m	7m	FB	BT	EG	AS	TO	ST	BS	YC	2Min	RC		BC
5	QUIZELETE Marilia	2/2	100	1/1		1/1					1	4							17:08
6	MACHADO Juliana	0/1	0	0/1							1								15:49
8	PAULO Helena	2/4	50	2/2		0/2						4				2			42:47
9	SANTOS Natalia	4/4	100		2/2		1/1	1/1				1	1						52:54
10	KASSOMA Albertina	1/2	50	1/2							1	2				1			41:56
12	SOUSA Helena																		25:30
13	FONSECA Natalia	6/8	75	0/1	5/6			1/1				1							55:31
16	ALMEIDA Teresa																		26:29
17	DOMBAXI Wuta	1/3	33	0/1		1/1			0/1		2	1				2			41:13
20	PASCOAL Stelvia																		3:23
21	CAZANGA Magda	1/1	100	1/1								1							19:30
25	VENANCIO Liliana	2/2	100	2/2															19:55
35	CARLOS Azenaide	0/1	0			0/1						1							11:19
90	GUIALO Isabel	3/9	33			1/6	1/1		1/2		5	5							44:05
Bench/Team																			
Totals		22/37	59	7/11	7/8	3/11	2/2	2/2	1/3		10	20	1			5			

Goalkeepers		Total Shots		6m Shots		Wing Shots		9m Shots		7m Shots		Fast Breaks		Breakthroughs	
No.	Name	S/S	%	S/S	%	S/S	%	S/S	%	S/S	%	S/S	%	S/S	%
12	SOUSA Helena	4/21	19	1/5	20	0/6	0	1/2	50	2/4	50	0/2	0		
16	ALMEIDA Teresa	5/19	26	1/6	17	0/2	0	4/6	67	0/1	0	0/3	0	0/1	0
EG		3													
Totals		10/43	23	2/11	18	0/8	0	6/9	67	2/5	40	0/6	0	0/1	0

Team Shots	Goals	Saves	Missed	Post	Blocked	Total	%
6m Shots	7	3	1			11	64
Wing Shots	7		1			8	88
9m Shots	3	3	1	2	2	11	27
7m Shots	2				N/A	2	100
Fast Breaks	2					2	100
Breakthroughs	1	1	1			3	33
Empty Goal		N/A					
Totals	22	7	4	2	2	37	59

Number of Attacks: 56, Scoring Efficiency: 39%



Match Team Statistics

チームの試合統計 / Statistiques du match par équipe

Match 3

MNE 33 - 22 ANG
(13 - 12) (20 - 10)

Referees: ALPAIDZE V / BEREZKINA T (RUS)

ANG - Angola

Shots Distribution

Players

Goals / Shots

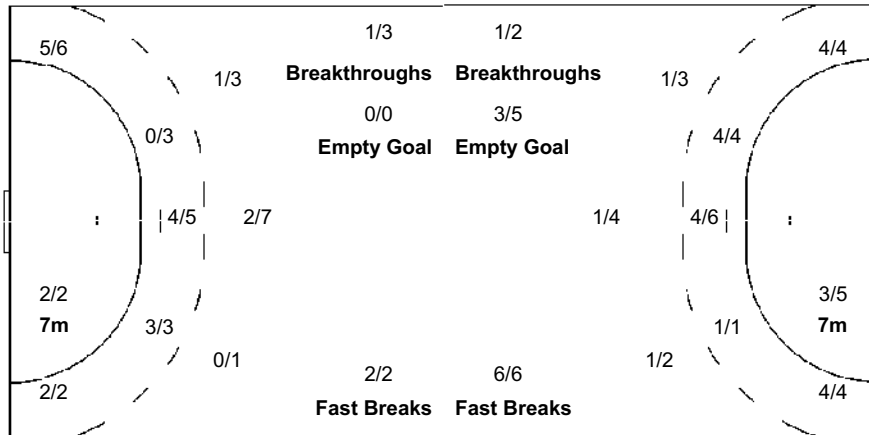
5 QUIZELETE M	6 MACHADO J	8 PAULO H	9 SANTOS N	10 KASSOMA A	12 SOUSA H	13 FONSECA N
1/1	0/1	0/1	1/1	0/1		1/1
1/1		1/1	2/2			2/2 2/2 1/1
		1-Post				2-Missed

16 ALMEIDA T	17 DOMBAXI W	20 PASCOAL S	21 CAZANGA M	25 VENANCIO L	35 CARLOS A	90 GUIALO I
	0/1		1/1	1/1		1/1 1/1
						1/1 0/1 0/1
	1-1			1/1		0/1
	1-Missed				1-Post	1-Missed 2-Blocked

Team Goals / Shots

1/1	2/3	2/2
3/5	0/1	3/5
6/6	3/4	2/2
4-Missed	2-Post	2-Blocked

Offence



Goalkeepers Saves / Shots

1/6	0/1	0/5
1/4	1/4	2/4
1/8	3/5	1/6

12 SOUSA H

1/4		0/3
0/1	1/3	1/2
1/4	0/1	0/3

16 ALMEIDA T

0/2	0/1	0/2
1/3		
0/4	3/4	1/3

Legend:		
%	Efficiency	
AS	Assists	
EG	Empty Goal	
RC	Red Cards	
Wing	Wing Shots	
2Min	2-Minute Suspensions	
BC	Blue Cards	
FB	Fast Breaks	
S/S	Saves/Shots	
X	Red Card After 3rd 2-Minute Suspension	
6m	6 metre Shots	
BS	Blocked Shots	
G/S	Goals/Shots	
ST	Steals	
YC	Yellow Cards	
7m	7-metre Shots	
BT	Breakthroughs	
N/A	Not Applicable	
TO	Turnover	
9m	9-metre Shots	
D	Direct Red Card	
No.	Uniform Number	
TP	Time Played	



Empty Goal Analysis

無人ゴール 分析 / Analyses des attaques avec but vide

Match 3

MNE 33 - 22 ANG

(13 - 12) (20 - 10)

Referees: ALPAIDZE V / BEREZKINA T (RUS)

ATTACKS DURING OWN EMPTY GOAL SITUATION

Players on Court	Attacks		Goals		Saves		Missed		Blocked		Post		Turnovers		Scoring Efficiency -		Goals Against	
	MNE	ANG	MNE	ANG	MNE	ANG	MNE	ANG	MNE	ANG	MNE	ANG	MNE	ANG	MNE %ANG	MNE	ANG	
7 Against 6		10		5		2		1					2		50			2
6 Against 6	2	5	1	3									1	2	50	60		1
Others		1		0										1		0		
Total:	2	16	1	8		2		1					1	5	50	50		3

GOALS/ATTACKS DURING OWN EMPTY GOAL SITUATION - ANALYSIS OF OCCURRENCE (in 5 min intervals)

Players on Court	1st Half											
	0-5		5-10		10-15		15-20		20-25		25-30	
	MNE	ANG	MNE	ANG	MNE	ANG	MNE	ANG	MNE	ANG	MNE	ANG
7 Against 6												
6 Against 6			1/1	1/1					0/1			
Others				0/1								
Total:			1/1	1/2					0/1			

Players on Court	2nd Half											
	30-35		35-40		40-45		45-50		50-55		55-60	
	MNE	ANG	MNE	ANG	MNE	ANG	MNE	ANG	MNE	ANG	MNE	ANG
7 Against 6								2/2		1/5		1/2
6 Against 6				1/1				0/2				1/1
Others												
Total:				1/1				2/4		1/5		2/3

GOALS/ATTACKS DURING OWN EMPTY GOAL SITUATION - ANALYSIS BY DURATION

Team	<15 sec.	15-30 sec.	30-45 sec.	45-60 sec.	>60 sec.
MNE		1/1	0/1		
ANG	2/4	5/10	1/2		

SUBSTITUTION SUMMARY

Players	MNE	ANG
Goalkeeper <-> Goalkeeper	3	8
Court Player <-> Goalkeeper	4	37
Court Player <-> Court Player	91	68
Total:	98	113



Match Report

試合レポート / Compte rendu du match

Team A										Team B																			
A NOR - Norway										B KOR - Republic of Korea																			
played in					in the hall					on					at					Spectators		Match Number							
Tokyo					Yoyogi National Stadium					SUN 25 JUL 2021					16:15							4							
Half-time (30')		A		B		End of playing time		A		B		1st overtime		A		B		2nd overtime		A		B		After penalty throws		A		B	
		18		10				39		27																			
Number of 7m		A		Team time-out		Full name of players and officials										Team time-out		B		Number of 7m									
1/3		1		23:38		2		55:06		3		1		10:19		2		46:06		3		5/5							
No.	Team A					G	YC	2'	RC	BC	No.	Team B					G	YC	2'	RC	BC								
2	REISTAD Henny					5		1			1	JU Hui					1												
4	KRISTIANSEN Veronica					7		1			10	WON Seonpil																	
5	FRAFJORD Marit Malm										11	RYU Eun Hee					3												
7	SKOGRAND Stine					4					12	JEONG Jinhui																	
9	MOERK Nora					4		1			15	CHOI Sumin					3												
10	BREDAL OFTEDAL Stine					3					17	SIM Haein					5		1										
12	SOLBERG Silje										19	KANG Eunhye					3		1										
13	BRATTSET DALE Kari					11		1			21	JO Harang					2												
16	LUNDE Katrine										22	GIM Boeun																	
20	JACOBSEN Marit							1			23	LEE Migyeong					3												
23	HERREM Camilla					4					24	KANG Kyungmin					2												
24	SOLBERG ISAKSEN Sanna					1					25	JUNG Yura					4												
25	BREISTOEL Kristine										27	KIM Jinyi																	
26	TOMAC Marta										34	JUNG Ji In					1												

Off.A	HERGEIRSSON Thorir					Off.A	SHIM Jaehong				
Off.B	LARSEN Tonje					Off.B	KANG Jae Won		1		
Off.C	OLSSON Mats					Off.C	LEE Jongmoon				
Off.D	MARKUSSEN Nina Agnete					Off.D	LEE Yu Ri				
Off.E	LERAAND Nils Ivar										

A	Signatures of responsables for the teams (Off.A)		B
Remarks of referees / IHF Official			

Referees	Signatures		Signatures	
	BONAVENTURA Charlotte (FRA)		BONAVENTURA Julie (FRA)	
Technical Officials	TK: SOOS Balazs (HUN)		SK: SEDREZ Salvio (BRA)	
IHF Official	POSAVEC Josip (CRO)			

Note: Number of 7m scored/awarded to resp. B, goals (G), yellow cards (YC), red cards (RC), red card after 3rd 2' suspension (X), direct red card (D) and blue cards (BC).



Results

結果 / Résultats

Match 4

NOR 39 - 27 KOR

(18 - 10) (21 - 17)

Referees: BONAVENTURA C / BONAVENTURA J (FRA)

NOR - Norway

Players		Shots									Punishments			
No.	Name	G/S	%	6m	Wing	9m	7m	FB	BT	EG	YC	2Min	RC	BC
2	REISTAD Henny	5/8	63	3/4		0/2	1/1	1/1				1		
4	KRISTIANSEN Veronica	7/10	70	5/6		1/2	0/1	1/1				1		
5	FRAFJORD Marit Malm	0/1	0	0/1										
7	SKOGRAND Stine	4/6	67	1/2	2/3			1/1						
9	MOERK Nora	4/8	50	1/4		1/1	0/1		1/1	1/1		1		
10	BREDAL OFTEDAL Stine	3/4	75	2/2					1/2					
12	SOLBERG Silje													
13	BRATTSET DALE Kari	11/14	79	10/13				1/1					1	
16	LUNDE Katrine													
20	JACOBSEN Marit	0/1	0		0/1							1		
23	HERREM Camilla	4/5	80					4/5						
24	SOLBERG ISAKSEN Sanna	1/1	100					1/1						
25	BREISTOEL Kristine													
26	TOMAC Marta													
Bench/Team														
Totals		39/58	67	22/32	2/4	2/5	1/3	9/10	2/3	1/1		5		

Goalkeepers		Saves								
No.	Name	S/S	%	6m	Wing	9m	7m	FB	BT	EG
12	SOLBERG Silje	18/42	43	10/16	2/8	3/8	0/4	1/4	2/2	
16	LUNDE Katrine	0/1	0				0/1			
EG		2								
Totals		18/45	40	10/16	2/8	3/8	0/5	1/4	2/2	

KOR - Republic of Korea

Players		Shots									Punishments			
No.	Name	G/S	%	6m	Wing	9m	7m	FB	BT	EG	YC	2Min	RC	BC
1	JU Hui	1/1	100							1/1				
10	WON Seonpil	0/1	0	0/1										
11	RYU Eun Hee	3/8	38			3/6			0/2					
12	JEONG Jinhui													
15	CHOI Sumin	3/5	60	1/2	2/3									
17	SIM Haein	5/7	71	2/3		2/3	1/1					1		
19	KANG Eunhye	3/5	60	3/5								1		
21	JO Harang	2/2	100		1/1			1/1						
22	GIM Boeun	0/1	0	0/1										
23	LEE Migyeong	3/6	50	0/1		0/2	2/2	1/1						
24	KANG Kyungmin	2/6	33	0/3			1/1	1/2						
25	JUNG Yura	4/6	67	0/1	2/3		1/1			1/1				
27	KIM Jinyi													
34	JUNG Ji In	1/1	100		1/1									
Bench/Team												1		
Totals		27/49	55	6/17	6/8	5/11	5/5	3/4	0/2	2/2	1	2		

Goalkeepers		Saves								
No.	Name	S/S	%	6m	Wing	9m	7m	FB	BT	EG
1	JU Hui	13/51	25	5/27	2/4	3/5	1/2	1/10	1/3	
12	JEONG Jinhui									
EG		1								
Totals		13/52	25	5/27	2/4	3/5	1/2	1/10	1/3	

RUNNING SCORE

NOR - KOR	
1st Half	
0 (1') 1	SIM H
0 (4') 2	LEE M
1 (5') 2	BRATTSET DALE K
2 (5') 2	BRATTSET DALE K
3 (6') 2	KRISTIANSEN V
3 (7') 3	
3 (7') 3	RYU EH
4 (7') 3	BRATTSET DALE K
5 (8') 3	MOERK N
6 (9') 3	MOERK N
7 (10') 3	SKOGRAND S
8 (11') 3	HERREM C
9 (12') 3	SKOGRAND S
9 (13') 4	CHOI S
10 (15') 4	BRATTSET DALE K
11 (16') 4	MOERK N
11 (17') 5	SIM H
11 (18') 6	KANG E
12 (19') 6	HERREM C
12 (20') 7	SIM H
13 (21') 7	HERREM C
13 (21') 8	LEE M
14 (22') 8	BRATTSET DALE K
14 (24') 9	SIM H
15 (25') 9	REISTAD H
16 (27') 9	BRATTSET DALE K
16 (27') 10	JO H
17 (28') 10	HERREM C
18 (30') 10	BREDAL OFTEDAL S

2nd Half	
19 (32') 10	BRATTSET DALE K
20 (33') 10	KRISTIANSEN V
20 (34') 11	JUNG Y
20 (34') 12	JUNG Y
20 (35') 13	RYU EH
21 (38') 13	BRATTSET DALE K
22 (39') 13	KRISTIANSEN V
23 (40') 13	SKOGRAND S
23 (40') 14	KANG K
24 (41') 14	KRISTIANSEN V
24 (41') 15	CHOI S
24 (42') 16	CHOI S
25 (42') 16	BREDAL OFTEDAL S
26 (43') 16	BRATTSET DALE K
26 (43') 17	KANG K
27 (44') 17	REISTAD H
28 (45') 17	SKOGRAND S
29 (46') 17	BRATTSET DALE K
30 (46') 17	REISTAD H
31 (50') 17	BRATTSET DALE K
31 (50') 18	KANG E
32 (51') 18	MOERK N
32 (51') 19	JUNG JI
33 (52') 19	KRISTIANSEN V
33 (52') 20	KANG E
33 (53') 21	RYU EH
34 (53') 21	BREDAL OFTEDAL S
34 (54') 22	LEE M
34 (55') 23	JUNG Y
34 (56') 24	JUNG Y
35 (56') 24	KRISTIANSEN V
35 (57') 25	JU H
36 (58') 25	REISTAD H
37 (59') 25	SOLBERG ISAKSEN S
37 (59') 26	SIM H
38 (60') 26	REISTAD H
38 (60') 27	JO H
39 (60') 27	KRISTIANSEN V



Results

結果 / Résultats

Match 4

Legend:		
%	Efficiency	2Min 2-Minute Suspensions
9m	9-metre Shots	BC Blue Cards
EG	Empty Goal	FB Fast Breaks
RC	Red Cards	S/S Saves/Shots
YC	Yellow Cards	6m 6-metre Shots
		BT Breakthroughs
		G/S Goals/Shots
		Wing Wing Shots
		7m 7-metre Shots
		D Direct Red Card
		No. Uniform Number
		X Red Card After 3rd 2-Minute Suspension



Match Team Statistics

チームの試合統計 / Statistiques du match par équipe

Match 4

NOR 39 - 27 KOR

(18 - 10) (21 - 17)

Referees: BONAVENTURA C / BONAVENTURA J (FRA)

NOR - Norway

Players		Shots									Offence		Defence		Punishments			TP	
No.	Name	G/S	%	6m	Wing	9m	7m	FB	BT	EG	AS	TO	ST	BS	YC	2Min	RC		BC
2	REISTAD Henry	5/8	63	3/4		0/2	1/1	1/1			2	2				1			30:09
4	KRISTIANSEN Veronica	7/10	70	5/6		1/2	0/1	1/1			1	3	1			1			42:07
5	FRAFJORD Marit Malm	0/1	0	0/1							1		1	1					34:33
7	SKOGRAND Stine	4/6	67	1/2	2/3			1/1											47:34
9	MOERK Nora	4/8	50	1/4		1/1	0/1		1/1	1/1	3	5				1			41:26
10	BREDAL OFTEDAL Stine	3/4	75	2/2					1/2		6	2							35:47
12	SOLBERG Silje										1	2							54:59
13	BRATTSET DALE Kari	11/14	79	10/13				1/1			2		1	1		1			57:00
16	LUNDE Katrine																		0:25
20	JACOBSEN Marit	0/1	0		0/1						1					1			13:35
23	HERREM Camilla	4/5	80					4/5											30:00
24	SOLBERG ISAKSEN Sanna	1/1	100					1/1			1								30:00
25	BREISTOEL Kristine																		
26	TOMAC Marta										1	1							2:25
	Bench/Team											1							
Totals		39/58	67	22/32	2/4	2/5	1/3	9/10	2/3	1/1	19	16	3	2		5			

Goalkeepers		Total Shots		6m Shots		Wing Shots		9m Shots		7m Shots		Fast Breaks		Breakthroughs	
No.	Name	S/S	%	S/S	%	S/S	%	S/S	%	S/S	%	S/S	%	S/S	%
12	SOLBERG Silje	18/42	43	10/16	63	2/8	25	3/8	38	0/4	0	1/4	25	2/2	100
16	LUNDE Katrine	0/1	0							0/1	0				
EG		2													
Totals		18/45	40	10/16	63	2/8	25	3/8	38	0/5	0	1/4	25	2/2	100

Team Shots	Goals	Saves	Missed	Post	Blocked	Total	%
6m Shots	22	5	3	2		32	69
Wing Shots	2	2				4	50
9m Shots	2	3				5	40
7m Shots	1	1		1	N/A	3	33
Fast Breaks	9	1				10	90
Breakthroughs	2	1				3	67
Empty Goal	1	N/A				1	100
Totals	39	13	3	3		58	67

Number of Attacks: 70, Scoring Efficiency: 56%



Match Team Statistics

チームの試合統計 / Statistiques du match par équipe

Match 4

NOR 39 - 27 KOR
(18 - 10) (21 - 17)

Referees: BONAVENTURA C / BONAVENTURA J (FRA)

NOR - Norway

Shots Distribution

Players

Goals / Shots

2 REISTAD H	4 KRISTIANSEN V	5 FRAFJORD MM	7 SKOGRAND S	9 MOERK N	10 BREDAL OFTEDAL S	12 SOLBERG S
1/1 1/1 0/1				1/1		
1/2 0/1	1/2 0/1		1/1 1/1	1/1 1/2		
2/2	3/3 1/1 2/3		0/2 2/2	1/2	2/3 1/1	
		1-Missed		1-Missed 1-Post		
13 BRATTSET DALE K	16 LUNDE K	20 JACOBSEN M	23 HERREM C	24 SOLBERG ISAKSEN S	25 BREISTOEL K	26 TOMAC M
2/2 1/1						
3/3 4/4		0/1	1/1 1/2 2/2	1/1		
1-Missed 2-Post						


1-Missed 2-Post

Team Goals / Shots

2/2	1/1	1/2
6/8	1/4	2/3
13/17	9/10	4/5

3-Missed 3-Post

Offence



Defence

Goalkeepers Saves / Shots

0/1		1/1
3/7	2/5	5/11
0/7	6/7	1/6

12 SOLBERG S

0/1		1/1
3/7	2/3	5/11
0/6	6/7	1/6

16 LUNDE K

0/1		



Match Team Statistics

チームの試合統計 / Statistiques du match par équipe

Match 4

NOR 39 - 27 KOR

(18 - 10) (21 - 17)

Referees: BONAVENTURA C / BONAVENTURA J (FRA)

KOR - Republic of Korea

Players		Shots									Offence		Defence		Punishments			TP	
No.	Name	G/S	%	6m	Wing	9m	7m	FB	BT	EG	AS	TO	ST	BS	YC	2Min	RC		BC
1	JU Hui	1/1	100							1/1									57:58
10	WON Seonpil	0/1	0	0/1								1							3:58
11	RYU Eun Hee	3/8	38			3/6			0/2		4	3	1						51:36
12	JEONG Jinhui																		
15	CHOI Sumin	3/5	60	1/2	2/3							3							43:19
17	SIM Haein	5/7	71	2/3		2/3	1/1				1	3				1			56:27
19	KANG Eunhye	3/5	60	3/5							1	1	1			1			47:31
21	JO Harang	2/2	100		1/1			1/1			1	2							16:17
22	GIM Boeun	0/1	0	0/1								1							10:12
23	LEE Migyeong	3/6	50	0/1		0/2	2/2	1/1			1	4	1						43:04
24	KANG Kyungmin	2/6	33	0/3			1/1	1/2			1	2							18:05
25	JUNG Yura	4/6	67	0/1	2/3		1/1			1/1	6		2						59:29
27	KIM Jinyi																		3:58
34	JUNG Ji In	1/1	100		1/1							1							8:06
	Bench/Team															1			
	Totals	27/49	55	6/17	6/8	5/11	5/5	3/4	0/2	2/2	15	21	5	1	2				

Goalkeepers		Total Shots		6m Shots		Wing Shots		9m Shots		7m Shots		Fast Breaks		Breakthroughs	
No.	Name	S/S	%	S/S	%	S/S	%	S/S	%	S/S	%	S/S	%	S/S	%
1	JU Hui	13/51	25	5/27	19	2/4	50	3/5	60	1/2	50	1/10	10	1/3	33
12	JEONG Jinhui														
	EG	1													
	Totals	13/52	25	5/27	19	2/4	50	3/5	60	1/2	50	1/10	10	1/3	33

Team Shots	Goals	Saves	Missed	Post	Blocked	Total	%
6m Shots	6	10	1			17	35
Wing Shots	6	2				8	75
9m Shots	5	3	1		2	11	45
7m Shots	5				N/A	5	100
Fast Breaks	3	1				4	75
Breakthroughs		2				2	0
Empty Goal	2	N/A				2	100
Totals	27	18	2		2	49	55

Number of Attacks: 69, Scoring Efficiency: 39%



Match Team Statistics

チームの試合統計 / Statistiques du match par équipe

Match 4

NOR 39 - 27 KOR
(18 - 10) (21 - 17)

Referees: BONAVENTURA C / BONAVENTURA J (FRA)

KOR - Republic of Korea

Shots Distribution

Players

Goals / Shots

1 JU H	10 WON S	11 RYU EH	12 JEONG J	15 CHOI S	17 SIM H	19 KANG E
1/1	0/1	1/3 0/1 1/1		2/2	2/2	1/1
		1/1		1/1 0/2	2/2 1/2	1/1 0/2 1/1
		1-Missed			1-Blocked	

21 JO H	22 GIM B	23 LEE M	24 KANG K	25 JUNG Y	27 KIM J	34 JUNG JI
	0/1	1/1 2/3	0/1 0/2	1/1 1/1 0/1		1/1
1/1 1/1		0/1	2/2 0/1	1/1 1/1		
		1-Blocked		1-Missed		

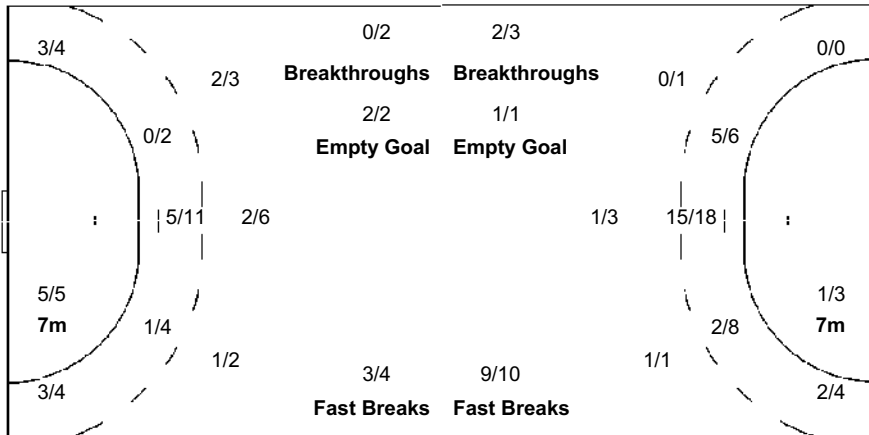
Team Goals / Shots

1/1	0/1
4/7	6/11
7/7	5/6
2-Missed	2-Blocked

Offence

Defence

Goalkeepers Saves / Shots



0/2	0/1	1/2
2/8	3/4	1/3
4/17	1/10	1/5

1 JU H

0/2	0/1	1/2
2/8	3/3	1/3
4/17	1/10	1/5

12 JEONG J

Legend:		
%	Efficiency	
AS	Assists	
EG	Empty Goal	
RC	Red Cards	
Wing	Wing Shots	
2Min	2-Minute Suspensions	6m
BC	Blue Cards	BS
FB	Fast Breaks	G/S
S/S	Saves/Shots	ST
X	Red Card After 3rd 2-Minute Suspension	YC
7m	7-metre Shots	BT
9m	9-metre Shots	N/A
D	Direct Red Card	TO
No.	Uniform Number	
TP	Time Played	



Empty Goal Analysis

無人ゴール 分析 / Analyses des attaques avec but vide

Match 4

NOR 39 - 27 KOR

(18 - 10) (21 - 17)

Referees: BONAVENTURA C / BONAVENTURA J (FRA)

ATTACKS DURING OWN EMPTY GOAL SITUATION

Players on Court	Attacks		Goals		Saves		Missed		Blocked		Post		Turnovers		Scoring Efficiency -		Goals Against	
	NOR	KOR	NOR	KOR	NOR	KOR	NOR	KOR	NOR	KOR	NOR	KOR	NOR	KOR	NOR	%KOR	NOR	KOR
7 Against 6	4		1		1								2		25		2	
6 Against 6	6	4	4	1		2					1		2	1	67	25		1
Others																		
Total:	10	4	5	1	1	2					1		4	1	50	25	2	1

GOALS/ATTACKS DURING OWN EMPTY GOAL SITUATION - ANALYSIS OF OCCURRENCE (in 5 min intervals)

Players on Court	1st Half											
	0-5		5-10		10-15		15-20		20-25		25-30	
	NOR	KOR	NOR	KOR	NOR	KOR	NOR	KOR	NOR	KOR	NOR	KOR
7 Against 6												
6 Against 6	0/1			1/2								
Others												
Total:	0/1			1/2								

Players on Court	2nd Half											
	30-35		35-40		40-45		45-50		50-55		55-60	
	NOR	KOR	NOR	KOR	NOR	KOR	NOR	KOR	NOR	KOR	NOR	KOR
7 Against 6											1/4	
6 Against 6				0/2					2/3		1/1	
Others												
Total:				0/2					2/3		2/5	

GOALS/ATTACKS DURING OWN EMPTY GOAL SITUATION - ANALYSIS BY DURATION

Team	<15 sec.	15-30 sec.	30-45 sec.	45-60 sec.	>60 sec.
NOR	2/4	1/2	2/3		0/1
KOR		0/2	1/2		

SUBSTITUTION SUMMARY

Players	NOR	KOR
Goalkeeper <-> Goalkeeper	2	0
Court Player <-> Goalkeeper	19	10
Court Player <-> Court Player	84	19
Total:	105	29



Match Report

試合レポート / Compte rendu du match

Team A										Team B																																									
A										B																																									
ESP - Spain										SWE - Sweden																																									
played in										in the hall										on										at										Spectators										Match Number	
Tokyo										Yoyogi National Stadium										SUN 25 JUL 2021										19:30																				5	
Half-time (30')		A		B		End of playing time		A		B		1st overtime		A		B		2nd overtime		A		B		After penalty throws		A		B																							
		9		13				24		31																																									
Number of 7m		A		Team time-out						Full name of players and officials										Team time-out						B		Number of 7m																							
5/8				1		2		3												1		2		3		3/4																									
28:06		52:36																																																	
No.	Team A						G	YC	2'	RC	BC	No.	Team B						G	YC	2'	RC	BC																												
2	LOPEZ HERRERO Marta						3					1	BUNDSEN Johanna																																						
4	MARTIN BERENQUER Carmen Dolores						4					6	STROMBERG Carin						3																																
10	CESAREO ROMERO Elisabet						1					7	BLOHM Linn						5																																
12	NAVARRO GIMENEZ Silvia											8	ROBERTS Jamina						4		1																														
16	CASTELLANOS SOANEZ Mercedes											9	PETREN Melissa																																						
17	GUTIERREZ BERMEJO Jennifer Maria								1			10	LUNDSTROM Mathilda						3																																
25	PENA ABAURREA Nerea						7					14	WESTBERG Johanna						1																																
27	GONZALEZ ORTEGA Lara						2	1				16	RYDE Jessica																																						
30	LOPEZ JIMENEZ Soledad						1					19	LAGERQUIST Anna																																						
34	FERNANDEZ FRAGA Alicia											23	LINDQVIST Emma						5																																
39	RODRIGUEZ RODRIGUEZ Almudena Maria						4		1			24	HAGMAN Nathalie						3																																
44	HERNANDEZ SERRADOR Ainhoa						1					29	THORLEIFSDOTTIR Kristin																																						
86	CABRAL BARBOSA Alexandrina											38	HANSSON Elin						6																																
99	GONZALEZ ALVAREZ Mireya						1		1			42	CARLSON Jenny						1		1																														

Off.A	VIVER ARZA Carlos Enrique									Off.A	WIBERG Johanna									
Off.B	PRADES PONS Jose Ignacio									Off.B	AXNER Tomas									
Off.C	CUESTA CUADRADAS Robert									Off.C	FORSBERG Thomas									
Off.D	FLORES LOZANO Cesareo									Off.D	LUNING Hampus									
Off.E	ALONSO BERNARDO Jessica									Off.E	WEDBERG Marie									

A	Signatures of responsables for the teams (Off.A)										B
Remarks of referees / IHF Official											

Referees	KOO Bonok (KOR)				Signatures				LEE Seok (KOR)				Signatures			
Technical Officials	TK: VARTANYAN Stella (RUS)				Signatures				SK: VOJIC Arijana (BIH)				Signatures			
IHF Official	JENSEN Bjarne Munk (DEN)				Signatures											

Note: Number of 7m scored/awarded to resp. B, goals (G), yellow cards (YC), red cards (RC), red card after 3rd 2' suspension (X), direct red card (D) and blue cards (BC).



Results

結果 / Résultats

Match 5

ESP 24 - 31 SWE
 (9 - 13) (15 - 18)

Referees: KOO B / LEE S (KOR)

ESP - Spain

Players		Shots									Punishments			
No.	Name	G/S	%	6m	Wing	9m	7m	FB	BT	EG	YC	2Min	RC	BC
2	LOPEZ HERRERO Marta	3/3	100											
4	MARTIN BERENGUER Carmen Dolores	4/6	67	1/1	1/2			2/3						
10	CESAREO ROMERO Elisabet	1/2	50	1/2										
12	NAVARRO GIMENEZ Silvia													
16	CASTELLANOS SOANEZ Mercedes													
17	GUTIERREZ BERMEJO Jennifer Maria	0/1	0		0/1							1		
25	PENA ABAURREA Nerea	7/12	58	2/2		2/4	2/4		1/2					
27	GONZALEZ ORTEGA Lara	2/3	67			1/2	1/1				1			
30	LOPEZ JIMENEZ Soledad	1/1	100		1/1									
34	FERNANDEZ FRAGA Alicia	0/3	0	0/2					0/1					
39	RODRIGUEZ RODRIGUEZ Almudena Maria	4/7	57		1/1	1/2		0/1	2/3			1		
44	HERNANDEZ SERRADOR Ainhoa	1/3	33	1/3										
86	CABRAL BARBOSA Alexandrina	0/1	0			0/1								
99	GONZALEZ ALVAREZ Mireya	1/2	50			1/2							1	
Bench/Team														
Totals		24/44	55	5/10	6/8	5/11	5/8	0/1	3/6		1	3		

Goalkeepers		Saves							
No.	Name	S/S	%	6m	Wing	9m	7m	FB	BT
12	NAVARRO GIMENEZ Silvia	8/24	33	1/6	2/4	4/6	1/1	0/3	0/4
16	CASTELLANOS SOANEZ Mercedes	5/20	25	1/4	1/2	1/4	0/3	2/4	0/3
Totals		13/44	30	2/10	3/6	5/10	1/4	2/7	0/7

SWE - Sweden

Players		Shots									Punishments			
No.	Name	G/S	%	6m	Wing	9m	7m	FB	BT	EG	YC	2Min	RC	BC
1	BUNDSEN Johanna													
6	STROMBERG Carin	3/6	50			2/5			1/1					
7	BLOHM Linn	5/5	100	5/5										
8	ROBERTS Jamina	4/6	67			1/3			3/3			1		
9	PETREN Melissa	0/3	0	0/2		0/1								
10	LUNDSTROM Mathilda	3/4	75					3/4						
14	WESTBERG Johanna	1/2	50			0/1			1/1					
16	RYDE Jessica													
19	LAGERQUIST Anna	0/1	0	0/1										
23	LINDQVIST Emma	5/7	71	2/4		1/1			2/2					
24	HAGMAN Nathalie	3/4	75				3/4							
29	THORLEIFSDOTTIR Kristin													
38	HANSSON Elin	6/10	60	1/1	3/6			2/3						
42	CARLSON Jenny	1/3	33		0/1	1/2							1	
Bench/Team														
Totals		31/51	61	8/13	3/7	5/13	3/4	5/7	7/7			2		

Goalkeepers		Saves							
No.	Name	S/S	%	6m	Wing	9m	7m	FB	BT
1	BUNDSEN Johanna	11/34	32	2/7	2/8	4/9	1/5		2/5
16	RYDE Jessica	1/2	50				1/2		
Totals		12/36	33	2/7	2/8	4/9	2/7		2/5

RUNNING SCORE
 ESP - SWE

1st Half	
PENA ABAURREA N	1 (2') 0
GONZALEZ ORTEGA L	2 (3') 0
	2 (4') 1 HANSSON E
	2 (4') 2 HANSSON E
PENA ABAURREA N	3 (5') 2
	3 (6') 3 LINDQVIST E
	3 (6') 4 LUNDSTROM M
PENA ABAURREA N	4 (7') 4
	4 (8') 5 STROMBERG C
	4 (12') 6 HAGMAN N
RODRIGUEZ RODRIGU.	5 (12') 6
RODRIGUEZ RODRIGU.	6 (13') 6
	6 (14') 7 BLOHM L
	6 (16') 8 BLOHM L
	6 (17') 9 WESTBERG J
	6 (18') 10 HAGMAN N
	6 (22') 11 HANSSON E
MARTIN BERENGUER C	7 (23') 11
	7 (25') 12 HAGMAN N
GONZALEZ ALVAREZ M	8 (25') 12
MARTIN BERENGUER C	9 (28') 12
	9 (30') 13 LINDQVIST E
2nd Half	
	9 (32') 14 LUNDSTROM M
PENA ABAURREA N	10 (33') 14
	10 (34') 15 BLOHM L
	10 (35') 16 LUNDSTROM M
MARTIN BERENGUER C	11 (35') 16
	11 (35') 17 STROMBERG C
	11 (36') 18 ROBERTS J
RODRIGUEZ RODRIGU.	12 (37') 18
	12 (38') 19 ROBERTS J
MARTIN BERENGUER C	13 (40') 19
	13 (41') 20 BLOHM L
RODRIGUEZ RODRIGU.	14 (41') 20
	14 (41') 21 HANSSON E
HERNANDEZ SERRADOR	15 (42') 21
LOPEZ HERRERO M	16 (43') 21
	16 (43') 22 LINDQVIST E
	16 (44') 23 CARLSON J
	16 (47') 24 LINDQVIST E
CESAREO ROMERO E	17 (47') 24
	17 (49') 25 ROBERTS J
PENA ABAURREA N	18 (49') 25
	18 (51') 26 ROBERTS J
PENA ABAURREA N	19 (51') 26
LOPEZ JIMENEZ S	20 (52') 26
	20 (54') 27 HANSSON E
LOPEZ HERRERO M	21 (56') 27
	21 (56') 28 HANSSON E
LOPEZ HERRERO M	22 (57') 28
	22 (57') 29 STROMBERG C
	22 (59') 30 LINDQVIST E
PENA ABAURREA N	23 (59') 30
	23 (60') 31 BLOHM L
GONZALEZ ORTEGA L	24 (60') 31

Legend:							
%	Efficiency	2Min	2-Minute Suspensions	6m	6-metre Shots	7m	7-metre Shots
9m	9-metre Shots	BC	Blue Cards	BT	Breakthroughs	D	Direct Red Card
EG	Empty Goal	FB	Fast Breaks	G/S	Goals/Shots	No.	Uniform Number
RC	Red Cards	S/S	Saves/Shots	Wing	Wing Shots	X	Red Card After 3rd 2-Minute Suspension
YC	Yellow Cards						



Match Team Statistics

チームの試合統計 / Statistiques du match par équipe

Match 5

ESP 24 - 31 SWE

(9 - 13) (15 - 18)

Referees: KOO B / LEE S (KOR)

ESP - Spain

Players		Shots									Offence		Defence		Punishments			TP	
No.	Name	G/S	%	6m	Wing	9m	7m	FB	BT	EG	AS	TO	ST	BS	YC	2Min	RC		BC
2	LOPEZ HERRERO Marta	3/3	100		3/3						1	1							41:45
4	MARTIN BERENQUER Carmen Dolores	4/6	67	1/1	1/2		2/3												16:24
10	CESAREO ROMERO Elisabet	1/2	50	1/2							1			1					33:35
12	NAVARRO GIMENEZ Silvia																		39:15
16	CASTELLANOS SOANEZ Mercedes																		19:29
17	GUTIERREZ BERMEJO Jennifer Maria	0/1	0		0/1						1	1					1		28:13
25	PENA ABAURREA Nerea	7/12	58	2/2		2/4	2/4		1/2		1	2							28:23
27	GONZALEZ ORTEGA Lara	2/3	67			1/2	1/1						1	1	1				38:04
30	LOPEZ JIMENEZ Soledad	1/1	100		1/1							1							31:46
34	FERNANDEZ FRAGA Alicia	0/3	0	0/2					0/1		1								22:29
39	RODRIGUEZ RODRIGUEZ Almudena Maria	4/7	57		1/1	1/2		0/1	2/3		4	2					1		40:57
44	HERNANDEZ SERRADOR Ainhoa	1/3	33	1/3							1								27:26
86	CABRAL BARBOSA Alexandrina	0/1	0			0/1					2	4	1						31:26
99	GONZALEZ ALVAREZ Mireya	1/2	50			1/2					1						1		20:48
Bench/Team																			
Totals		24/44	55	5/10	6/8	5/11	5/8	0/1	3/6		13	11	2	2	1	3			

Goalkeepers		Total Shots		6m Shots		Wing Shots		9m Shots		7m Shots		Fast Breaks		Breakthroughs	
No.	Name	S/S	%	S/S	%	S/S	%	S/S	%	S/S	%	S/S	%	S/S	%
12	NAVARRO GIMENEZ Silvia	8/24	33	1/6	17	2/4	50	4/6	67	1/1	100	0/3	0	0/4	0
16	CASTELLANOS SOANEZ Mercedes	5/20	25	1/4	25	1/2	50	1/4	25	0/3	0	2/4	50	0/3	0
Totals		13/44	30	2/10	20	3/6	50	5/10	50	1/4	25	2/7	29	0/7	0

Team Shots	Goals	Saves	Missed	Post	Blocked	Total	%
6m Shots	5	2	1	2		10	50
Wing Shots	6	2				8	75
9m Shots	5	4			2	11	45
7m Shots	5	2	1		N/A	8	63
Fast Breaks				1		1	0
Breakthroughs	3	2		1		6	50
Empty Goal		N/A					
Totals	24	12	2	4	2	44	55

Number of Attacks: 53, Scoring Efficiency: 45%



Match Team Statistics

チームの試合統計 / Statistiques du match par équipe

Match 5

ESP 24 - 31 SWE
(9 - 13) (15 - 18)

Referees: KOO B / LEE S (KOR)

ESP - Spain

Shots Distribution

Players

Goals / Shots

Player	Goals	Shots	Notes
2 LOPEZ HERRERO M	3/3		
4 MARTIN BERENGUER C	1/1	1/1	
10 CESAREO ROMERO E	1/1		1-Missed
12 NAVARRO GIMENEZ S			
16 CASTELLANOS SOANEZ			
17 GUTIERREZ BERMEJO	0/1		
25 PENA ABAURREA N	3/3	0/1	1/1
	1/1		1/2
			1/2
27 GONZALEZ ORTEGA L	1/2		
30 LOPEZ JIMENEZ S	1/1		1/1
34 FERNANDEZ FRAGA A		0/1	1-Post
		0/1	
39 RODRIGUEZ RODRIGU.	1/1	0/1	1-Post
	1/2		1/1
			1/1
44 HERNANDEZ SERRADOR		0/1	1-Post
			1/1
86 CABRAL BARBOSA A			1-Blocked
99 GONZALEZ ALVAREZ M	1/1		1-Blocked

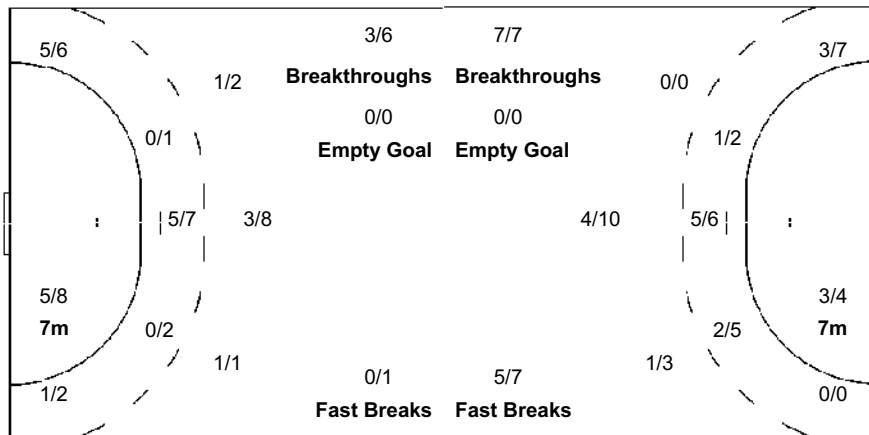
Team

Goals / Shots

4/4	1/4	1/3
4/6		2/4
2/3	1/2	9/10

2-Missed 4-Post 2-Blocked

Offence



Goalkeepers

Saves / Shots

0/2		2/8
4/9	1/1	4/9
1/7	1/3	0/5

12 NAVARRO GIMENEZ S

0/1		1/5
3/4	1/1	2/7
0/2	1/3	0/1

16 CASTELLANOS SOANEZ

0/1		1/3
1/5		2/2
1/5		0/4



Match Team Statistics

チームの試合統計 / Statistiques du match par équipe

Match 5

ESP 24 - 31 SWE

(9 - 13) (15 - 18)

Referees: KOO B / LEE S (KOR)

SWE - Sweden

Players		Shots									Offence		Defence		Punishments			TP	
No.	Name	G/S	%	6m	Wing	9m	7m	FB	BT	EG	AS	TO	ST	BS	YC	2Min	RC		BC
1	BUNDTSEN Johanna										1								58:25
6	STROMBERG Carin	3/6	50			2/5			1/1		8	1	1	1					45:48
7	BLOHM Linn	5/5	100	5/5							1		1						55:16
8	ROBERTS Jamina	4/6	67			1/3			3/3		3	2				1			49:21
9	PETREN Melissa	0/3	0	0/2		0/1													2:23
10	LUNDSTROM Mathilda	3/4	75					3/4				1	1						36:18
14	WESTBERG Johanna	1/2	50			0/1			1/1			1							5:20
16	RYDE Jessica																		0:31
19	LAGERQUIST Anna	0/1	0	0/1							1		1						16:25
23	LINDQVIST Emma	5/7	71	2/4		1/1			2/2		1			1					53:12
24	HAGMAN Nathalie	3/4	75				3/4												23:56
29	THORLEIFSDOTTIR Kristin																		
38	HANSSON Elin	6/10	60	1/1	3/6			2/3				1							53:54
42	CARLSON Jenny	1/3	33		0/1	1/2					1	1				1			19:11
	Bench/Team																		
Totals		31/51	61	8/13	3/7	5/13	3/4	5/7	7/7		16	7	4	2		2			

Goalkeepers		Total Shots		6m Shots		Wing Shots		9m Shots		7m Shots		Fast Breaks		Breakthroughs	
No.	Name	S/S	%	S/S	%	S/S	%	S/S	%	S/S	%	S/S	%	S/S	%
1	BUNDTSEN Johanna	11/34	32	2/7	29	2/8	25	4/9	44	1/5	20			2/5	40
16	RYDE Jessica	1/2	50							1/2	50				
Totals		12/36	33	2/7	29	2/8	25	4/9	44	2/7	29			2/5	40

Team Shots	Goals	Saves	Missed	Post	Blocked	Total	%
6m Shots	8	2	2	1		13	62
Wing Shots	3	3	1			7	43
9m Shots	5	5	1		2	13	38
7m Shots	3	1			N/A	4	75
Fast Breaks	5	2				7	71
Breakthroughs	7					7	100
Empty Goal		N/A					
Totals	31	13	4	1	2	51	61

Number of Attacks: 53, Scoring Efficiency: 58%



Match Team Statistics

チームの試合統計 / Statistiques du match par équipe

Match 5

ESP 24 - 31 SWE
(9 - 13) (15 - 18)

Referees: KOO B / LEE S (KOR)

SWE - Sweden

Shots Distribution

Players

Goals / Shots

1 BUNDSSEN J	6 STROMBERG C	7 BLOHM L	8 ROBERTS J	9 PETREN M	10 LUNDSTROM M	14 WESTBERG J
	1/1 0/1 0/2	1/1 2/2	1/1 1/1		0/1	1/1
	2/2	1/1	1/1	0/1	1/1 1/1 1/1	
			1-Missed	2-Missed		1-Blocked

16 RYDE J	19 LAGERQUIST A	23 LINDQVIST E	24 HAGMAN N	29 THORLEIFSDOTTIR K	38 HANSSON E	42 CARLSON J
		1/1 0/1 2/2	1/1		2/2 0/1 1/3	0/1
		0/1 2/2	1/2 1/1		2/2 1/1	1/1
	1-Post				1-Missed	1-Blocked

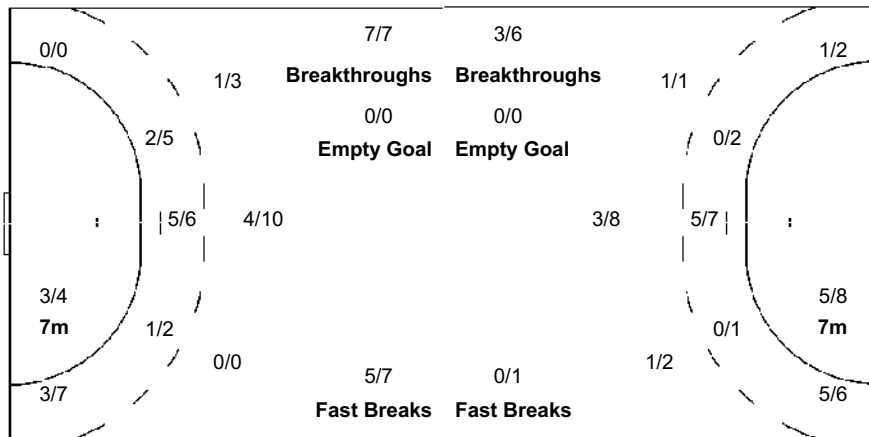
Team Goals / Shots

2/2		6/8
5/9	0/1	5/9
6/7	2/3	5/5
4-Missed	1-Post	2-Blocked

Offence

Defence

Goalkeepers Saves / Shots



0/4	3/4	2/3
2/6		2/4
1/3	1/2	1/10

1 BUNDSSEN J

0/3	3/4	2/3
2/6		2/4
0/2	1/2	1/10

16 RYDE J

0/1		
1/1		

Legend:		
%	Efficiency	
AS	Assists	
EG	Empty Goal	
RC	Red Cards	
Wing	Wing Shots	
2Min	2-Minute Suspensions	
BC	Blue Cards	
FB	Fast Breaks	
S/S	Saves/Shots	
X	Red Card After 3rd 2-Minute Suspension	
6m	6 metre Shots	
BS	Blocked Shots	
G/S	Goals/Shots	
ST	Steals	
YC	Yellow Cards	
7m	7-metre Shots	
BT	Breakthroughs	
N/A	Not Applicable	
TO	Turnover	
9m	9-metre Shots	
D	Direct Red Card	
No.	Uniform Number	
TP	Time Played	



Empty Goal Analysis

無人ゴール 分析 / Analyses des attaques avec but vide

Match 5

ESP 24 - 31 SWE

(9 - 13) (15 - 18)

Referees: KOO B / LEE S (KOR)

ATTACKS DURING OWN EMPTY GOAL SITUATION

Players on Court	Attacks		Goals		Saves		Missed		Blocked		Post		Turnovers		Scoring Efficiency -		Goals Against	
	ESP	SWE	ESP	SWE	ESP	SWE	ESP	SWE	ESP	SWE	ESP	SWE	ESP	SWE	ESP	%SWE	ESP	SWE
7 Against 6		1		1												100		
6 Against 6	3	1	0	1	1		1						1		0	100		
Others		1		0				1								0		
Total:	3	3	0	2	1		1	1					1		0	67		

GOALS/ATTACKS DURING OWN EMPTY GOAL SITUATION - ANALYSIS OF OCCURRENCE (in 5 min intervals)

Players on Court	1st Half											
	0-5		5-10		10-15		15-20		20-25		25-30	
	ESP	SWE	ESP	SWE	ESP	SWE	ESP	SWE	ESP	SWE	ESP	SWE
7 Against 6												1/1
6 Against 6							0/3					
Others												
Total:							0/3					1/1

Players on Court	2nd Half											
	30-35		35-40		40-45		45-50		50-55		55-60	
	ESP	SWE	ESP	SWE	ESP	SWE	ESP	SWE	ESP	SWE	ESP	SWE
7 Against 6												
6 Against 6									1/1			
Others									0/1			
Total:									1/2			

GOALS/ATTACKS DURING OWN EMPTY GOAL SITUATION - ANALYSIS BY DURATION

Team	<15 sec.	15-30 sec.	30-45 sec.	45-60 sec.	>60 sec.
ESP	0/1	0/1	0/1		
SWE	2/2		0/1		

SUBSTITUTION SUMMARY

Players	ESP	SWE
Goalkeeper <-> Goalkeeper	9	4
Court Player <-> Goalkeeper	6	6
Court Player <-> Court Player	84	49
Total:	99	59



Match Report

試合レポート / Compte rendu du match

Team A										Team B																																									
A					HUN - Hungary					B					FRA - France																																				
played in										in the hall										on										at										Spectators										Match Number	
Tokyo										Yoyogi National Stadium										SUN 25 JUL 2021										21:30																				6	
Half-time (30')		A		B		End of playing time		A		B		1st overtime		A		B		2nd overtime		A		B		After penalty throws		A		B																							
		12		15				29		30																																									
Number of 7m		A		Team time-out						Full name of players and officials										Team time-out						B		Number of 7m																							
4/6		1		27:58		2		38:26		3		59:20												1		29:49		2		48:14		3		59:51		5/5															
No.	Team A						G	YC	2'	RC	BC	No.	Team B						G	YC	2'	RC	BC																												
2	SZOLLOSI-ZACSIK Szandra						3		2			2	NOCANDY Meline						2																																
6	SCHATZL Nadine						3					4	COATANEA Pauline						3																																
7	SZUCSANSZKI Zita											6	VALENTINI Chloe						1		1																														
8	KOVACSICS Aniko											7	PINEAU Allison																																						
14	KISFALUDY Anett						2					8	LASSOURCE Coralie																																						
16	BIRO Blanka											10	ZAADI DEUNA Grace						10	1																															
19	MARTON Greta						2					12	LEYNAUD Amandine																																						
38	VAMOS Petra						7					15	NIAKATE Kalidiatou						2																																
42	KLUJBER Katrin Gitta						2					16	DARLEUX Cleopatre																																						
45	HAFRA Noemi						4					20	FLIPPES Laura						4		1																														
58	BORDAS Reka								1			24	EDWIGE Beatrice						1		1																														
61	JANURIK Kinga											26	FOPPA Pauletta						2																																
66	LUKACS Viktoria						5					27	NZE MINKO Estelle						4		1																														
87	TOMORI Zsuzsanna						1					64	LACRABERE Alexandra						1																																

Off.A	ELEK Gabor					Off.A	KRUMBHOLZ Olivier				
Off.B	DANYI Gabor					Off.B	GARDILLOU Sebastien				
Off.C	GORBICZ Anita					Off.C	CONORT Cindy				
Off.D	SZIKRA-MEZEY Csaba					Off.D	TERZI Pierre				
Off.E	DR. LOHNER Balazs					Off.F	ROUSSELIN Guillaume				

A	Signatures of responsables for the teams (Off.A)										B
Remarks of referees / IHF Official											

Referees	Signatures		Signatures	
	HANSEN Mads (DEN)		MADSEN Jesper (DEN)	
Technical Officials	Signatures		Signatures	
	TK: REISINGER Gerhard (AUT)		SK: ADJEMIAN Teodoro (ARG)	
IHF Official	Signatures			
	NACHEVSKI Dragan (MKD)			

Note: Number of 7m scored/awarded to resp. B, goals (G), yellow cards (YC), red cards (RC), red card after 3rd 2' suspension (X), direct red card (D) and blue cards (BC).



Results

結果 / Résultats

HUN 29 - 30 FRA
 (12 - 15) (17 - 15)

Match 6

Referees: HANSEN M / MADSEN J (DEN)

HUN - Hungary

Players		Shots									Punishments			
No.	Name	G/S	%	6m	Wing	9m	7m	FB	BT	EG	YC	2Min	RC	BC
2	SZOLLOSI-ZACSIK Szandra	3/5	60	2/2		1/2			0/1			2		
6	SCHATZL Nadine	3/5	60		3/5									
7	SZUCSANSZKI Zita													
8	KOVACSICS Aniko													
14	KISFALUDY Anett	2/2	100	2/2										
16	BIRO Blanka													
19	MARTON Greta	2/2	100		1/1					1/1				
38	VAMOS Petra	7/10	70			2/3	4/5		1/2					
42	KLUJBER Katrin Gitta	2/9	22			2/8	0/1							
45	HAFRA Noemi	4/6	67	1/3		2/2			1/1					
58	BORDAS Reka											1		
61	JANURIK Kinga													
66	LUKACS Viktoria	5/8	63	1/1	2/4			1/2		1/1				
87	TOMORI Zsuzsanna	1/1	100	1/1										
Bench/Team														
Totals		29/48	60	7/9	6/10	7/15	4/6	1/2	2/4	2/2		3		

Goalkeepers		Saves								
No.	Name	S/S	%	6m	Wing	9m	7m	FB	BT	
16	BIRO Blanka	10/30	33	4/6	2/4	2/3	0/4	1/5	1/8	
61	JANURIK Kinga	2/12	17	0/3		1/4	0/1	0/1	1/3	
Totals		12/42	29	4/9	2/4	3/7	0/5	1/6	2/11	

FRA - France

Players		Shots									Punishments			
No.	Name	G/S	%	6m	Wing	9m	7m	FB	BT	EG	YC	2Min	RC	BC
2	NOCANDY Meline	2/2	100			1/1			1/1					
4	COATANEA Pauline	3/5	60	1/1	1/3			1/1						
6	VALENTINI Chloe	1/1	100		1/1							1		
7	PINEAU Allison	0/2	0			0/2								
8	LASSOURCE Coralie	0/2	0	0/1	0/1									
10	ZAADI DEUNA Grace	10/12	83			2/3	5/5		3/4		1			
12	LEYNAUD Amandine													
15	NIAKATE Kalidiatou	2/2	100			1/1			1/1					
16	DARLEUX Cleopatre													
20	FLIPPES Laura	4/8	50	0/2		0/1		2/2	2/3			1		
24	EDWIGE Beatrice	1/2	50	1/2								1		
26	FOPPA Pauletta	2/3	67	2/3										
27	NZE MINKO Estelle	4/8	50	0/1		0/2		2/3	2/2				1	
64	LACRABERE Alexandra	1/1	100	1/1										
Bench/Team														
Totals		30/48	63	5/11	2/5	4/10	5/5	5/6	9/11		1	4		

Goalkeepers		Saves								
No.	Name	S/S	%	6m	Wing	9m	7m	FB	BT	
12	LEYNAUD Amandine	7/19	37	1/4	1/4	3/6	1/2	0/1	1/2	
16	DARLEUX Cleopatre	7/22	32	0/4	3/6	2/6	0/3	1/1	1/2	
EG		2								
Totals		14/43	33	1/8	4/10	5/12	1/5	1/2	2/4	

RUNNING SCORE

HUN - FRA	
1st Half	
0 (3')	1 COATANEA P
0 (3')	2 NZE MINKO E
0 (4')	3 FLIPPES L
0 (6')	4 ZAADI DEUNA G
HAFRA N	1 (7') 4
LUKACS V	2 (7') 4
KISFALUDY A	3 (8') 4
HAFRA N	4 (9') 4
	4 (10') 5 ZAADI DEUNA G
	4 (11') 6 COATANEA P
KLUJBER KG	5 (14') 6
	5 (15') 7 LACRABERE A
	5 (15') 8 NOCANDY M
LUKACS V	6 (16') 8
	6 (17') 9 NOCANDY M
SZOLLOSI-ZACSIK S	7 (18') 9
	7 (19') 10 VALENTINI C
SZOLLOSI-ZACSIK S	8 (20') 10
LUKACS V	9 (22') 10
LUKACS V	10 (23') 10
	10 (24') 11 ZAADI DEUNA G
SCHATZL N	11 (25') 11
	11 (26') 12 ZAADI DEUNA G
LUKACS V	12 (28') 12
	12 (28') 13 NZE MINKO E
	12 (29') 14 FLIPPES L
	12 (30') 15 ZAADI DEUNA G
2nd Half	
	12 (32') 16 ZAADI DEUNA G
SCHATZL N	13 (33') 16
VAMOS P	14 (34') 16
	14 (34') 17 NZE MINKO E
VAMOS P	15 (35') 17
	15 (37') 18 FLIPPES L
HAFRA N	16 (37') 18
	16 (38') 19 FLIPPES L
	16 (39') 20 ZAADI DEUNA G
VAMOS P	17 (40') 20
	17 (40') 21 EDWIGE B
VAMOS P	18 (41') 21
	18 (41') 22 COATANEA P
KISFALUDY A	19 (41') 22
	19 (42') 23 ZAADI DEUNA G
VAMOS P	20 (43') 23
	20 (43') 24 FOPPA P
HAFRA N	21 (44') 24
	21 (44') 25 NIAKATE K
SCHATZL N	22 (44') 25
KLUJBER KG	23 (45') 25
	23 (46') 26 NIAKATE K
VAMOS P	24 (49') 26
	24 (49') 27 ZAADI DEUNA G
	24 (52') 28 NZE MINKO E
VAMOS P	25 (54') 28
MARTON G	26 (55') 28
	26 (56') 29 FOPPA P
TOMORI Z	27 (58') 29
MARTON G	28 (59') 29
	28 (60') 30 ZAADI DEUNA G
SZOLLOSI-ZACSIK S	29 (60') 30

Legend:							
%	Efficiency	2Min	2-Minute Suspensions	6m	6-metre Shots	7m	7-metre Shots
9m	9-metre Shots	BC	Blue Cards	BT	Breakthroughs	D	Direct Red Card
EG	Empty Goal	FB	Fast Breaks	G/S	Goals/Shots	No.	Uniform Number
RC	Red Cards	S/S	Saves/Shots	Wing	Wing Shots	X	Red Card After 3rd 2-Minute Suspension
YC	Yellow Cards						



Match Team Statistics

チームの試合統計 / Statistiques du match par équipe

Match 6

HUN 29 - 30 FRA

(12 - 15) (17 - 15)

Referees: HANSEN M / MADSEN J (DEN)

HUN - Hungary

Players		Shots									Offence		Defence		Punishments			TP	
No.	Name	G/S	%	6m	Wing	9m	7m	FB	BT	EG	AS	TO	ST	BS	YC	2Min	RC		BC
2	SZOLLOSI-ZACSIK Szandra	3/5	60	2/2		1/2			0/1		1	3				2			18:42
6	SCHATZL Nadine	3/5	60		3/5														30:25
7	SZUCSANSZKI Zita																		20:36
8	KOVACSICS Aniko										2	3							27:17
14	KISFALUDY Anett	2/2	100	2/2							1								29:05
16	BIRO Blanka																		42:10
19	MARTON Greta	2/2	100		1/1					1/1		1	1						28:21
38	VAMOS Petra	7/10	70			2/3	4/5		1/2		1	2							29:48
42	KLUJBER Katrin Gitta	2/9	22			2/8	0/1				2	2							33:43
45	HAFRA Noemi	4/6	67	1/3		2/2			1/1		3	4	1						30:54
58	BORDAS Reka										2					1			30:22
61	JANURIK Kinga																		14:53
66	LUKACS Viktoria	5/8	63	1/1	2/4			1/2		1/1									46:45
87	TOMORI Zsuzsanna	1/1	100	1/1										1					36:59
Bench/Team																			
Totals		29/48	60	7/9	6/10	7/15	4/6	1/2	2/4	2/2	12	15	2	1		3			

Goalkeepers		Total Shots		6m Shots		Wing Shots		9m Shots		7m Shots		Fast Breaks		Breakthroughs	
No.	Name	S/S	%	S/S	%	S/S	%	S/S	%	S/S	%	S/S	%	S/S	%
16	BIRO Blanka	10/30	33	4/6	67	2/4	50	2/3	67	0/4	0	1/5	20	1/8	13
61	JANURIK Kinga	2/12	17	0/3	0			1/4	25	0/1	0	0/1	0	1/3	33
Totals		12/42	29	4/9	44	2/4	50	3/7	43	0/5	0	1/6	17	2/11	18

Team Shots	Goals	Saves	Missed	Post	Blocked	Total	%
6m Shots	7	1			1	9	78
Wing Shots	6	4				10	60
9m Shots	7	5	1	1	1	15	47
7m Shots	4	1		1	N/A	6	67
Fast Breaks	1	1				2	50
Breakthroughs	2	2				4	50
Empty Goal	2	N/A				2	100
Totals	29	14	1	2	2	48	60

Number of Attacks: 57, Scoring Efficiency: 51%



Match Team Statistics

チームの試合統計 / Statistiques du match par équipe

Match 6

HUN 29 - 30 FRA
(12 - 15) (17 - 15)

Referees: HANSEN M / MADSEN J (DEN)

FRA - France

Players		Shots									Offence		Defence		Punishments			TP	
No.	Name	G/S	%	6m	Wing	9m	7m	FB	BT	EG	AS	TO	ST	BS	YC	2Min	RC		BC
2	NOCANDY Meline	2/2	100			1/1			1/1		1	1							13:10
4	COATANEA Pauline	3/5	60	1/1	1/3			1/1			1								41:43
6	VALENTINI Chloe	1/1	100		1/1											1			33:51
7	PINEAU Allison	0/2	0			0/2					1	1	1						22:52
8	LASSOURCE Coralie	0/2	0	0/1	0/1						1								34:42
10	ZAADI DEUNA Grace	10/12	83			2/3	5/5		3/4		3	5			1				43:16
12	LEYNAUD Amandine																		28:22
15	NIAKATE Kalidiatou	2/2	100			1/1			1/1		1		1						15:32
16	DARLEUX Cleopatre																		27:49
20	FLIPPES Laura	4/8	50	0/2		0/1		2/2	2/3		3	2	1			1			43:35
24	EDWIGE Beatrice	1/2	50	1/2										1		1			35:48
26	FOPPA Pauletta	2/3	67	2/3															23:34
27	NZE MINKO Estelle	4/8	50	0/1		0/2		2/3	2/2		5	1	3			1			43:26
64	LACRABERE Alexandra	1/1	100	1/1								2	1	1					12:20
Bench/Team												1							
Totals		30/48	63	5/11	2/5	4/10	5/5	5/6	9/11		16	13	7	2	1	4			

Goalkeepers		Total Shots		6m Shots		Wing Shots		9m Shots		7m Shots		Fast Breaks		Breakthroughs	
No.	Name	S/S	%	S/S	%	S/S	%	S/S	%	S/S	%	S/S	%	S/S	%
12	LEYNAUD Amandine	7/19	37	1/4	25	1/4	25	3/6	50	1/2	50	0/1	0	1/2	50
16	DARLEUX Cleopatre	7/22	32	0/4	0	3/6	50	2/6	33	0/3	0	1/1	100	1/2	50
EG		2													
Totals		14/43	33	1/8	13	4/10	40	5/12	42	1/5	20	1/2	50	2/4	50

Team Shots	Goals	Saves	Missed	Post	Blocked	Total	%
6m Shots	5	4		2		11	45
Wing Shots	2	2	1			5	40
9m Shots	4	3	2		1	10	40
7m Shots	5				N/A	5	100
Fast Breaks	5	1				6	83
Breakthroughs	9	2				11	82
Empty Goal		N/A					
Totals	30	12	3	2	1	48	63

Number of Attacks: 57, Scoring Efficiency: 53%



Match Team Statistics

チームの試合統計 / Statistiques du match par équipe

Match 6

HUN 29 - 30 FRA
(12 - 15) (17 - 15)

Referees: HANSEN M / MADSEN J (DEN)

FRA - France

Shots Distribution

Players

Goals / Shots

2 NOCANDY M	4 COATANEA P	6 VALENTINI C	7 PINEAU A	8 LASSOURCE C	10 ZAADI DEUNA G	12 LEYNAUD A
2/2	1/1 0/1	1/1	0/1	0/1 0/1	1/1 1/2 2/2	
	1/1 1/1				1/1 3/3	
					2/2	
	1-Missed		1-Blocked		1-Missed	

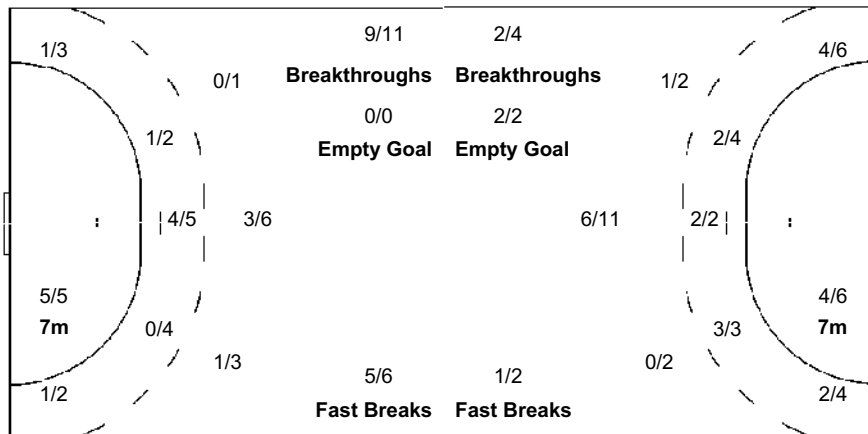
15 NIAKATE K	16 DARLEUX C	20 FLIPPES L	24 EDWIGE B	26 FOPPA P	27 NZE MINKO E	64 LACRABERE A
1/1		2/4	1/1	1/1 1/2	0/2 0/1 1/1	
		1/1 1/2			1/1 2/2	
1/1			1/1			1/1
		1-Post	1-Post		1-Missed	

Team Goals / Shots

3/3	1/4	2/3
4/8		8/11
3/3	3/4	6/6
3-Missed	2-Post	1-Blocked

Offence

Defence



Goalkeepers Saves / Shots

0/1	2/2	1/7
6/10	0/2	1/6
0/8	1/2	3/5

12 LEYNAUD A

		1/6
4/5		1/4
0/2		1/2

16 DARLEUX C

0/1	2/2	0/1
2/5		0/2
0/6	1/2	2/3

Legend:		
%	Efficiency	
AS	Assists	
EG	Empty Goal	
RC	Red Cards	
Wing	Wing Shots	
2Min	2-Minute Suspensions	
BC	Blue Cards	
FB	Fast Breaks	
S/S	Saves/Shots	
X	Red Card After 3rd 2-Minute Suspension	
6m	6 metre Shots	
BS	Blocked Shots	
G/S	Goals/Shots	
ST	Steals	
YC	Yellow Cards	
7m	7-metre Shots	
BT	Breakthroughs	
N/A	Not Applicable	
TO	Turnover	
9m	9-metre Shots	
D	Direct Red Card	
No.	Uniform Number	
TP	Time Played	



Empty Goal Analysis

無人ゴール 分析 / Analyses des attaques avec but vide

Match 6

HUN 29 - 30 FRA

(12 - 15) (17 - 15)

Referees: HANSEN M / MADSEN J (DEN)

ATTACKS DURING OWN EMPTY GOAL SITUATION

Players on Court	Attacks		Goals		Saves		Missed		Blocked		Post		Turnovers		Scoring Efficiency -		Goals Against	
	HUN	FRA	HUN	FRA	HUN	FRA	HUN	FRA	HUN	FRA	HUN	FRA	HUN	FRA	HUN	%FRA	HUN	FRA
7 Against 6		2		1		1										50		
6 Against 6	4	4	2	0	1			1					1	3	50	0		2
Others	1		1												100			
Total:	5	6	3	1	1	1		1					1	3	60	17		2

GOALS/ATTACKS DURING OWN EMPTY GOAL SITUATION - ANALYSIS OF OCCURRENCE (in 5 min intervals)

Players on Court	1st Half											
	0-5		5-10		10-15		15-20		20-25		25-30	
	HUN	FRA	HUN	FRA	HUN	FRA	HUN	FRA	HUN	FRA	HUN	FRA
7 Against 6				0/1								
6 Against 6				0/1			1/1		1/1			0/2
Others												
Total:				0/2			1/1		1/1			0/2

Players on Court	2nd Half											
	30-35		35-40		40-45		45-50		50-55		55-60	
	HUN	FRA	HUN	FRA	HUN	FRA	HUN	FRA	HUN	FRA	HUN	FRA
7 Against 6		1/1										
6 Against 6											0/2	0/1
Others											1/1	
Total:		1/1									1/3	0/1

GOALS/ATTACKS DURING OWN EMPTY GOAL SITUATION - ANALYSIS BY DURATION

Team	<15 sec.	15-30 sec.	30-45 sec.	45-60 sec.	>60 sec.
HUN	1/1	1/2	0/1	1/1	
FRA	1/1	0/3	0/1	0/1	

SUBSTITUTION SUMMARY

Players	HUN	FRA
Goalkeeper <-> Goalkeeper	1	5
Court Player <-> Goalkeeper	12	15
Court Player <-> Court Player	96	64
Total:	109	84



Match Report

試合レポート / Compte rendu du match

Team A										Team B																																									
A										B																																									
JPN - Japan										MNE - Montenegro																																									
played in										in the hall										on										at										Spectators										Match Number	
Tokyo										Yoyogi National Stadium										TUE 27 JUL 2021										09:00																				7	
Half-time (30')		A		B		End of playing time		A		B		1st overtime		A		B		2nd overtime		A		B		After penalty throws		A		B																							
Number of 7m		A		Team time-out				Full name of players and officials				Team time-out		B		Number of 7m																																			
7/7		1		13:42		2		43:50		3		1		22:47		2		36:12		3		4/4																													
No.	Team A						G	YC	2'	RC	BC	No.	Team B						G	YC	2'	RC	BC																												
3	SUNAMI Kaho						1					1	RAJCIC Marina																																						
4	SUNAMI Yui						2		1			4	RADICEVIC Jovanka						4																																
5	SHIOTA Sayo											9	JAUKOVIC Durdina						3																																
12	ITANO Minami											10	PLETIKOSIC Matea																																						
18	TANABE Yuki						4		1			13	MUGOSA Dijana						2																																
21	IKEHARA Ayaka						6		2			15	KLIKOVAC Andrea						2	1																															
24	HARA Nozomi						6					16	NENEZIC Ljubica																																						
25	OHYAMA Mana						2					33	BABOVIC Anastasija																																						
27	SASAKI Haruno						2					34	BRNOVIC Tatjana						6		1																														
28	NAGATA Shiori								3	X		66	RAMUSOVIC Ema						4																																
30	KAMETANI Sakura						1					77	MEHMEDOVIC Majda						1		1																														
34	KONDO Maharu											80	DESPOTOVIC Jelena						1																																
40	FUJII Shio						5					96	GRBIC Itana						3																																
81	ISHITATE Mayuko								1			97	VUKCEVIC Nikolina								1																														

Off.A	KUSHIDA Ryosuke					Off.A	SAVIC Maja				
Off.B	IMOTO Kohjiroh					Off.B	POPOVIC Bojana		1		
Off.C	PARECKI Antoni Jerzy					Off.C	RISTOVIC Novak				
Off.D	IWATANI Minako					Off.D	DAMJANOVIC Andrija				
Off.E	KIRKELY Ulrik		1			Off.F	DELIC Danica				

A	Signatures of responsables for the teams (Off.A)										B
Remarks of referees / IHF Official											

Referees	ALPAIDZE Viktoriia (RUS)		Signatures	BEREZKINA Tatiana (RUS)		Signatures
Technical Officials	TK: VARTANYAN Stella (RUS)		Signatures	SK: VOJIC Arijana (BIH)		Signatures
IHF Official	REISINGER Gerhard (AUT)		Signatures			Signatures

Note: Number of 7m scored/awarded to resp. B, goals (G), yellow cards (YC), red cards (RC), red card after 3rd 2' suspension (X), direct red card (D) and blue cards (BC).



Results

結果 / Résultats

Match 7

JPN 29 - 26 MNE

(14 - 13) (15 - 13)

Referees: ALPAIDZE V / BEREZKINA T (RUS)

JPN - Japan

Players		Shots										Punishments			
No.	Name	G/S	%	6m	Wing	9m	7m	FB	BT	EG	YC	2Min	RC	BC	
3	SUNAMI Kaho	1/2	50	1/1											
4	SUNAMI Yui	2/5	40	0/1	1/1							1			
5	SHIOTA Sayo														
12	ITANO Minami														
18	TANABE Yuki	4/4	100		3/3							1			
21	IKEHARA Ayaka	6/6	100		4/4							2			
24	HARA Nozomi	6/7	86				2/2		1/1						
25	OHYAMA Mana	2/4	50	1/2					1/1						
27	SASAKI Haruno	2/6	33	1/3		0/1									
28	NAGATA Shiori												3	X	
30	KAMETANI Sakura	1/1	100							1/1					
34	KONDO Maharu														
40	FUJII Shio	5/6	83	0/1			5/5								
81	ISHITATE Mayuko	0/1	0										1		
Bench/Team												1			
Totals		29/42	69	3/8	8/8	0/1	7/7		2/2	1/1	1	8	1		

Goalkeepers		Saves							
No.	Name	S/S	%	6m	Wing	9m	7m	FB	BT
12	ITANO Minami								
30	KAMETANI Sakura	21/45	47	5/15	4/6	3/4	0/4		1/2
EG		2							
Totals		21/47	45	5/15	4/6	3/4	0/4		1/2

MNE - Montenegro

Players		Shots										Punishments			
No.	Name	G/S	%	6m	Wing	9m	7m	FB	BT	EG	YC	2Min	RC	BC	
1	RAJIC Marina														
4	RADICEVIC Jovanka	4/6	67		0/2		4/4								
9	JAUKOVIC Durdina	3/7	43	2/4		1/3									
10	PLETIKOSIC Matea	0/2	0						0/1						
13	MUGOSA Dijana	2/3	67		2/3										
15	KLIKOVAC Andrea	2/3	67	0/1					1/1		1				
16	NENEZIC Ljubica														
33	BABOVIC Anastasija														
34	BRNOVIC Tatjana	6/8	75	4/4						1/1		1			
66	RAMUSOVIC Ema	4/5	80	1/2											
77	MEHMEDOVIC Majda	1/5	20	1/2	0/2							1			
80	DESPOTOVIC Jelena	1/4	25	1/1		0/1									
96	GRBIC Itana	3/7	43	1/3						1/1					
97	VUKCEVIC Nikolina												1		
Bench/Team											1				
Totals		26/50	52	10/17	2/7	1/4	4/4		1/2	2/2	2	3			

Goalkeepers		Saves							
No.	Name	S/S	%	6m	Wing	9m	7m	FB	BT
1	RAJIC Marina	3/17	18	0/2	0/5	1/1	0/1		0/1
16	NENEZIC Ljubica	0/6	0	0/1	0/1		0/2		
33	BABOVIC Anastasija	2/10	20		0/2		0/4		0/1
EG		1							
Totals		5/34	15	0/3	0/8	1/1	0/7		0/2

RUNNING SCORE	
JPN - MNE	
1st Half	
	0 (1') 1
IKEHARA A	1 (2') 1
	1 (2') 2
SUNAMI Y	2 (5') 2
	2 (5') 3
OHYAMA M	3 (5') 3
	3 (6') 4
	3 (7') 5
SUNAMI K	4 (10') 5
IKEHARA A	5 (11') 5
	5 (11') 6
OHYAMA M	6 (12') 6
	6 (13') 7
	6 (14') 8
	6 (14') 9
	6 (15') 10
TANABE Y	7 (16') 10
FUJII S	8 (17') 10
	8 (19') 11
IKEHARA A	9 (19') 11
IKEHARA A	10 (23') 11
TANABE Y	11 (24') 11
	11 (25') 12
SASAKI H	12 (26') 12
IKEHARA A	13 (28') 12
	13 (29') 13
SASAKI H	14 (30') 13

2nd Half	
HARA N	15 (31') 13
FUJII S	16 (33') 13
	16 (34') 14
FUJII S	17 (35') 14
HARA N	18 (35') 14
FUJII S	19 (37') 14
	19 (38') 15
HARA N	20 (39') 15
	20 (40') 16
	20 (41') 17
HARA N	21 (41') 17
	21 (44') 18
SUNAMI Y	22 (45') 18
	22 (45') 19
	22 (46') 20
KAMETANI S	23 (47') 20
TANABE Y	24 (49') 20
TANABE Y	25 (50') 20
IKEHARA A	26 (51') 20
	26 (52') 21
	26 (53') 22
FUJII S	27 (57') 22
	27 (57') 23
	27 (59') 24
HARA N	28 (59') 24
	28 (59') 25
HARA N	29 (60') 25
	29 (60') 26

Legend:							
%	Efficiency	2Min	2-Minute Suspensions	6m	6-metre Shots	7m	7-metre Shots
9m	9-metre Shots	BC	Blue Cards	BT	Breakthroughs	D	Direct Red Card
EG	Empty Goal	FB	Fast Breaks	G/S	Goals/Shots	No.	Uniform Number
RC	Red Cards	S/S	Saves/Shots	Wing	Wing Shots	X	Red Card After 3rd 2-Minute Suspension
YC	Yellow Cards						



Match Team Statistics

チームの試合統計 / Statistiques du match par équipe

Match 7

JPN 29 - 26 MNE

(14 - 13) (15 - 13)

Referees: ALPAIDZE V / BEREZKINA T (RUS)

JPN - Japan

Players		Shots									Offence		Defence		Punishments			TP	
No.	Name	G/S	%	6m	Wing	9m	7m	FB	BT	EG	AS	TO	ST	BS	YC	2Min	RC		BC
3	SUNAMI Kaho	1/2	50	1/1							3	1							23:44
4	SUNAMI Yui	2/5	40	0/1	1/1						5	2				1			29:49
5	SHIOTA Sayo																		22:20
12	ITANO Minami																		
18	TANABE Yuki	4/4	100		3/3											1			51:14
21	IKEHARA Ayaka	6/6	100		4/4						1	1				2			57:12
24	HARA Nozomi	6/7	86				2/2		1/1			1							26:58
25	OHYAMA Mana	2/4	50	1/2					1/1		1	3							23:55
27	SASAKI Haruno	2/6	33	1/3		0/1					3	2	3						29:05
28	NAGATA Shiori										1					3	X		37:28
30	KAMETANI Sakura	1/1	100							1/1									54:13
34	KONDO Maharu																		8:59
40	FUJII Shio	5/6	83	0/1			5/5				1	4							14:01
81	ISHITATE Mayuko	0/1	0								7	4					1		41:02
Bench/Team																1			
Totals		29/42	69	3/8	8/8	0/1	7/7		2/2	1/1	22	18	3		1	8	1		

Goalkeepers		Total Shots		6m Shots		Wing Shots		9m Shots		7m Shots		Fast Breaks		Breakthroughs	
No.	Name	S/S	%	S/S	%	S/S	%	S/S	%	S/S	%	S/S	%	S/S	%
12	ITANO Minami														
30	KAMETANI Sakura	21/45	47	5/15	33	4/6	67	3/4	75	0/4	0			1/2	50
EG		2													
Totals		21/47	45	5/15	33	4/6	67	3/4	75	0/4	0			1/2	50

Team Shots	Goals	Saves	Missed	Post	Blocked	Total	%
6m Shots	3		2	1	2	8	38
Wing Shots	8					8	100
9m Shots		1				1	0
7m Shots	7				N/A	7	100
Fast Breaks							
Breakthroughs	2					2	100
Empty Goal	1	N/A				1	100
Totals	29	5	3	1	4	42	69

Number of Attacks: 58, Scoring Efficiency: 50%



Match Team Statistics

チームの試合統計 / Statistiques du match par équipe

Match 7

JPN 29 - 26 MNE
 (14 - 13) (15 - 13)

Referees: ALPAIDZE V / BEREZKINA T (RUS)

JPN - Japan

Shots Distribution

Players

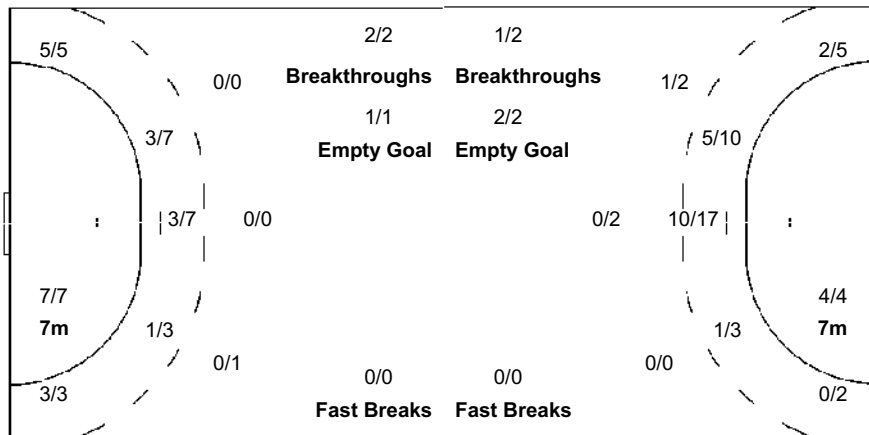
Goals / Shots

3 SUNAMI K	4 SUNAMI Y	5 SHIOTA S	12 ITANO M	18 TANABE Y	21 IKEHARA A	24 HARA N
1/1	1/1			1/1 1/1	1/1	1/1
	1/2			1/1	2/2 3/3	3/3
1-Missed	1-Missed 1-Blocked			1/1		1/2 1/1
25 OHYAMA M	27 SASAKI H	28 NAGATA S	30 KAMETANI S	34 KONDO M	40 FUJII S	81 ISHITATE M
2/2 0/1	1/2		1/1		2/2 3/3	
	1/1				1-Blocked	0/1
1-Post	1-Missed 2-Blocked					

Team Goals / Shots

2/3	1/1	2/2
5/5	1/1	3/4
5/5	4/5	6/8
3-Missed	1-Post	4-Blocked

Offence



Goalkeepers Saves / Shots

2/4	3/3	2/5
5/10	4/6	3/6
0/6	0/1	2/6

12 ITANO M		

30 KAMETANI S		
2/4	3/3	2/5
5/10	4/4	3/6
0/6	0/1	2/6



Match Team Statistics

チームの試合統計 / Statistiques du match par équipe

Match 7

JPN 29 - 26 MNE

(14 - 13) (15 - 13)

Referees: ALPAIDZE V / BEREZKINA T (RUS)

MNE - Montenegro

Players		Shots									Offence		Defence		Punishments			TP		
No.	Name	G/S	%	6m	Wing	9m	7m	FB	BT	EG	AS	TO	ST	BS	YC	2Min	RC		BC	
1	RAJCIC Marina																			33:17
4	RADICEVIC Jovanka	4/6	67		0/2		4/4													60:00
9	JAUKOVIC Durdina	3/7	43	2/4		1/3					3			2						50:59
10	PLETIKOSIC Matea	0/2	0						0/1		1	1								16:54
13	MUGOSA Dijana	2/3	67		2/3															18:09
15	KLIKOVAC Andrea	2/3	67	0/1					1/1			1			1					25:41
16	NENEZIC Ljubica																			8:05
33	BABOVIC Anastasija																			14:34
34	BRNOVIC Tatjana	6/8	75	4/4						1/1	1	3		1		1				45:11
66	RAMUSOVIC Ema	4/5	80	1/2							1	1								33:20
77	MEHMEDOVIC Majda	1/5	20	1/2	0/2								1	1		1				39:12
80	DESPOTOVIC Jelena	1/4	25	1/1		0/1					1	1	1							26:30
96	GRBIC Itana	3/7	43	1/3						1/1	5	4								36:48
97	VUKCEVIC Nikolina										1							1		11:20
	Bench/Team															1				
Totals		26/50	52	10/17	2/7	1/4	4/4		1/2	2/2	13	11	2	4	2	3				

Goalkeepers		Total Shots		6m Shots		Wing Shots		9m Shots		7m Shots		Fast Breaks		Breakthroughs	
No.	Name	S/S	%	S/S	%	S/S	%	S/S	%	S/S	%	S/S	%	S/S	%
1	RAJCIC Marina	3/17	18	0/2	0	0/5	0	1/1	100	0/1	0			0/1	0
16	NENEZIC Ljubica	0/6	0	0/1	0	0/1	0			0/2	0				
33	BABOVIC Anastasija	2/10	20			0/2	0			0/4	0			0/1	0
EG		1													
Totals		5/34	15	0/3	0	0/8	0	1/1	100	0/7	0			0/2	0

Team Shots	Goals	Saves	Missed	Post	Blocked	Total	%
6m Shots	10	5	2			17	59
Wing Shots	2	4		1		7	29
9m Shots	1	3				4	25
7m Shots	4				N/A	4	100
Fast Breaks							
Breakthroughs	1	1				2	50
Empty Goal	2	N/A				2	100
Totals	26	21	2	1		50	52

Number of Attacks: 59, Scoring Efficiency: 44%



Match Team Statistics

チームの試合統計 / Statistiques du match par équipe

Match 7

JPN 29 - 26 MNE
(14 - 13) (15 - 13)

Referees: ALPAIDZE V / BEREZKINA T (RUS)

MNE - Montenegro

Shots Distribution

Players

Goals / Shots

1 RAJCIC M	4 RADICEVIC J	9 JAUKOVIC D	10 PLETIKOSIC M	13 MUGOSA D	15 KLIKOVAC A	16 NENEZIC L
		2/3	0/2	1/2		
	1/1	0/1 0/1			1/1	
	2/2				2/2	0/1
		1/1				
	1-Post	1-Missed				

33 BABOVIC A	34 BRNOVIC T	66 RAMUSOVIC E	77 MEHMEDOVIC M	80 DESPOTOVIC J	96 GRBIC I	97 VUKCEVIC N
	1/1 0/1			0/1		
	1/1 1/2	1/1	0/2 0/1 0/1		1/3 1/1 1/2	
	2/2	1/1 1/1 1/1	1/1			
				0/1		
					1-Missed	

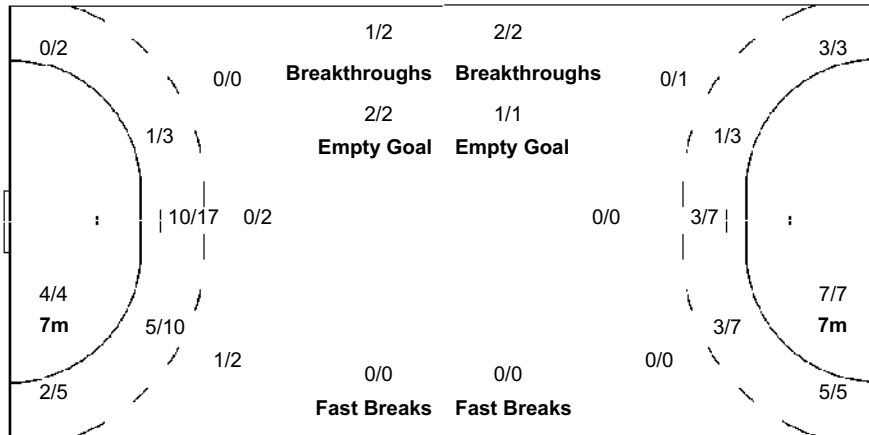
Team Goals / Shots

2/4	0/3	3/5
5/10	2/6	3/6
6/6	1/1	4/6
2-Missed	1-Post	

Offence

Defence

Goalkeepers Saves / Shots



1/3	0/1	0/2
0/5	0/1	1/4
0/5	1/5	2/8

1 RAJCIC M

1/1		0/1
0/5		1/3
0/2	0/2	1/3

16 NENEZIC L

0/1	0/1	
0/2	0/1	0/1

33 BABOVIC A

0/1		0/1
		0/1
0/1	1/2	1/4

Legend:		
%	Efficiency	
AS	Assists	
EG	Empty Goal	
RC	Red Cards	
Wing	Wing Shots	
2Min	2-Minute Suspensions	
BC	Blue Cards	
FB	Fast Breaks	
S/S	Saves/Shots	
X	Red Card After 3rd 2-Minute Suspension	
6m	6 metre Shots	
BS	Blocked Shots	
G/S	Goals/Shots	
ST	Steals	
YC	Yellow Cards	
7m	7-metre Shots	
BT	Breakthroughs	
N/A	Not Applicable	
TO	Turnover	
9m	9-metre Shots	
D	Direct Red Card	
No.	Uniform Number	
TP	Time Played	



Empty Goal Analysis

無人ゴール 分析 / Analyses des attaques avec but vide

Match 7

JPN 29 - 26 MNE

(14 - 13) (15 - 13)

Referees: ALPAIDZE V / BEREZKINA T (RUS)

ATTACKS DURING OWN EMPTY GOAL SITUATION

Players on Court	Attacks		Goals		Saves		Missed		Blocked		Post		Turnovers		Scoring Efficiency -		Goals Against	
	JPN	MNE	JPN	MNE	JPN	MNE	JPN	MNE	JPN	MNE	JPN	MNE	JPN	MNE	JPN	%MNE	JPN	MNE
7 Against 6	3		1		1								1		33		1	
6 Against 6	5	8	0	3		5	1		2			1	2		0	38	1	1
Others	2	2	0	1	1	2							1		0	50		
Total:	10	10	1	4	2	7	1		2			1	4		10	40	2	1

GOALS/ATTACKS DURING OWN EMPTY GOAL SITUATION - ANALYSIS OF OCCURRENCE (in 5 min intervals)

Players on Court	1st Half											
	0-5		5-10		10-15		15-20		20-25		25-30	
	JPN	MNE	JPN	MNE	JPN	MNE	JPN	MNE	JPN	MNE	JPN	MNE
7 Against 6			1/1		0/1							
6 Against 6			0/2		0/2					0/1		
Others												
Total:			1/3		0/3					0/1		

Players on Court	2nd Half											
	30-35		35-40		40-45		45-50		50-55		55-60	
	JPN	MNE	JPN	MNE	JPN	MNE	JPN	MNE	JPN	MNE	JPN	MNE
7 Against 6									0/1			
6 Against 6						2/2		1/5	0/1			
Others			1/1	0/2	0/1							
Total:			1/1	0/2	2/3		1/5	0/2				

GOALS/ATTACKS DURING OWN EMPTY GOAL SITUATION - ANALYSIS BY DURATION

Team	<15 sec.	15-30 sec.	30-45 sec.	45-60 sec.	>60 sec.
JPN	0/2	1/6	0/2		
MNE	1/2	0/4	1/2	1/1	1/1

SUBSTITUTION SUMMARY

Players	JPN	MNE
Goalkeeper <-> Goalkeeper	0	7
Court Player <-> Goalkeeper	26	20
Court Player <-> Court Player	156	71
Total:	182	98



Match Report

試合レポート / Compte rendu du match

Team A										Team B																																									
A										B																																									
BRA - Brazil										HUN - Hungary																																									
played in										in the hall										on										at										Spectators										Match Number	
Tokyo										Yoyogi National Stadium										TUE 27 JUL 2021										11:00																				8	
Half-time (30')		A		B		End of playing time		A		B		1st overtime		A		B		2nd overtime		A		B		After penalty throws		A		B																							
		17		11				33		27																																									
Number of 7m		A		Team time-out						Full name of players and officials										Team time-out						B		Number of 7m																							
				1		2		3												1		2		3		3/4																									
				29:15		51:40		59:34												16:48		25:17																													
No.	Team A						G	YC	2'	RC	BC	No.	Team B						G	YC	2'	RC	BC																												
2	de PAULA Bruna						2					2	SZOLLOSI-ZACSIK Szandra						4																																
3	DO NASCIMENTO Alexandra						4					6	SCHATZL Nadine						7																																
7	de ARAUJO Tamires						3		1			7	SZUCSANSZKI Zita						2		1																														
9	RODRIGUES BELO Ana Paula						7					14	KISFALUDY Anett						1		1																														
12	ARENHART Barbara											16	BIRO Blanka																																						
18	AMORIM TALESKA Eduarda						6					19	MARTON Greta																																						
20	ARAUJO Larissa						2					38	VAMOS Petra						3																																
21	CARDOSO Adriana						1					42	KLUJBER Katrin Gitta						1																																
22	VIEIRA Samara						7		1			45	HAFRA Noemi						1		1																														
23	GUARIEIRO Giulia								1			58	BORDAS Reka																																						
30	BITOLO Gabriela											61	JANURIK Kinga																																						
49	MATIELI Patricia								1			66	LUKACS Viktoria						4																																
87	de ARRUDA Renata											87	TOMORI Zsuzsanna						4																																
91	VENTURA Livia						1					88	KISS Nikolett																																						

Off.A	SOLAR ABERASTURI Juan Carlos					Off.A	ELEK Gabor				
Off.B	DUENAS de GALARZA Jorge	1				Off.B	DANYI Gabor				
Off.C	da ROCHA SILVA Cristiano					Off.C	GORBICZ Anita				
Off.D	SANTOS ROCHA Jessica					Off.D	SZIKRA-MEZEY Csaba				
Off.E	CASAGRANDE HERDEIRO A. F.					Off.E	DR. LOHNER Balazs				

A	Signatures of responsables for the teams (Off.A)										B
Remarks of referees / IHF Official											

Referees	Signatures				Signatures			
	KOO Bonok (KOR)				LEE Seok (KOR)			
Technical Officials	TK: HAGEN Monika (SWE)				SK: MARIC Branka (SRB)			
IHF Official	SOEDAL Per Morten (NOR)							

Note: Number of 7m scored/awarded to resp. B, goals (G), yellow cards (YC), red cards (RC), red card after 3rd 2' suspension (X), direct red card (D) and blue cards (BC).



Results

結果 / Résultats

Match 8

BRA 33 - 27 HUN
(17 - 11) (16 - 16)

Referees: KOO B / LEE S (KOR)

BRA - Brazil

Players		Shots									Punishments			
No.	Name	G/S	%	6m	Wing	9m	7m	FB	BT	EG	YC	2Min	RC	BC
2	de PAULA Bruna	2/7	29	1/3		1/3		0/1						
3	DO NASCIMENTO Alexandra	4/7	57	1/1	1/4	1/1				1/1				
7	de ARAUJO Tamires	3/3	100	3/3								1		
9	RODRIGUES BELO Ana Paula	7/7	100	3/3					4/4					
12	ARENHART Barbara													
18	AMORIM TALESKA Eduarda	6/8	75	1/1		2/4			3/3					
20	ARAUJO Larissa	2/3	67		2/3									
21	CARDOSO Adriana	1/1	100		1/1									
22	VIEIRA Samara	7/11	64	2/4		4/5			1/2			1		
23	GUARIEIRO Giulia												1	
30	BITOLO Gabriela													
49	MATIELI Patricia												1	
87	de ARRUDA Renata													
91	VENTURA Livia	1/1	100	1/1										
Bench/Team												1		
Totals		33/48	69	12/16	4/8	8/13		0/1	8/9	1/1	1	4		

Goalkeepers		Saves							
No.	Name	S/S	%	6m	Wing	9m	7m	FB	BT
12	ARENHART Barbara	9/34	26	3/9	1/9	5/8	0/2	0/3	0/3
87	de ARRUDA Renata	0/2	0				0/1	0/1	
Totals		9/36	25	3/9	1/9	5/8	0/3	0/4	0/3

HUN - Hungary

Players		Shots									Punishments			
No.	Name	G/S	%	6m	Wing	9m	7m	FB	BT	EG	YC	2Min	RC	BC
2	SZOLLOSI-ZACSIK Szandra	4/5	80	2/2		1/2			1/1					
6	SCHATZL Nadine	7/9	78		6/8			1/1						
7	SZUCSANSZKI Zita	2/2	100			1/1			1/1			1		
14	KISFALUDY Anett	1/2	50	1/2									1	
16	BIRO Blanka													
19	MARTON Greta													
38	VAMOS Petra	3/5	60			1/2	2/3							
42	KLUJBER Katrin Gitta	1/5	20	0/2		0/2	1/1							
45	HAFRA Noemi	1/4	25	1/3		0/1							1	
58	BORDAS Reka													
61	JANURIK Kinga													
66	LUKACS Viktoria	4/5	80		2/3			2/2						
87	TOMORI Zsuzsanna	4/4	100	2/2				1/1	1/1					
88	KISS Nikoletta	0/2	0			0/2								
Bench/Team														
Totals		27/43	63	6/11	8/11	3/10	3/4	4/4	3/3			3		

Goalkeepers		Saves							
No.	Name	S/S	%	6m	Wing	9m	7m	FB	BT
16	BIRO Blanka	7/26	27	1/7	2/6	3/8		1/1	0/4
61	JANURIK Kinga	6/19	32	2/8	1/1	2/5			1/5
EG			1						
Totals		13/46	28	3/15	3/7	5/13		1/1	1/9

RUNNING SCORE

BRA - HUN	
1st Half	
DO NASCIMENTO	0 (1') 1
de PAULA B	1 (2') 1
ARAUJO L	1 (2') 2
AMORIM TALESKA E	1 (3') 3
AMORIM TALESKA E	1 (3') 3
DO NASCIMENTO	1 (4') 4
de PAULA B	2 (6') 4
ARAUJO L	3 (8') 4
AMORIM TALESKA E	4 (9') 4
AMORIM TALESKA E	5 (10') 4
DO NASCIMENTO	6 (12') 4
de PAULA B	7 (13') 4
de ARAUJO T	7 (13') 5
de ARAUJO T	8 (17') 5
RODRIGUES BELO AP	8 (19') 6
RODRIGUES BELO AP	9 (19') 6
RODRIGUES BELO AP	9 (21') 7
RODRIGUES BELO AP	10 (22') 7
RODRIGUES BELO AP	10 (22') 8
VIEIRA S	11 (23') 8
VIEIRA S	11 (23') 9
VIEIRA S	12 (24') 9
VIEIRA S	13 (25') 9
RODRIGUES BELO AP	14 (26') 9
CARDOSO A	15 (28') 9
RODRIGUES BELO AP	15 (28') 10
RODRIGUES BELO AP	16 (29') 10
AMORIM TALESKA E	16 (29') 11
AMORIM TALESKA E	17 (30') 11
2nd Half	
AMORIM TALESKA E	18 (32') 11
AMORIM TALESKA E	18 (35') 12
AMORIM TALESKA E	18 (36') 13
AMORIM TALESKA E	19 (36') 13
AMORIM TALESKA E	19 (36') 14
AMORIM TALESKA E	20 (37') 14
de ARAUJO T	20 (37') 15
de ARAUJO T	21 (38') 15
de ARAUJO T	21 (38') 16
DO NASCIMENTO	21 (38') 16
DO NASCIMENTO	22 (41') 16
VIEIRA S	23 (43') 16
RODRIGUES BELO AP	23 (44') 17
RODRIGUES BELO AP	24 (44') 17
RODRIGUES BELO AP	24 (44') 18
RODRIGUES BELO AP	24 (45') 19
RODRIGUES BELO AP	25 (46') 19
VIEIRA S	26 (47') 19
de ARAUJO T	26 (48') 20
de ARAUJO T	27 (48') 20
RODRIGUES BELO AP	28 (50') 20
VENTURA L	29 (51') 20
de ARAUJO T	29 (51') 21
RODRIGUES BELO AP	29 (52') 22
VIEIRA S	30 (53') 22
VIEIRA S	30 (54') 23
VIEIRA S	31 (54') 23
de PAULA B	32 (56') 23
ARAUJO L	32 (56') 24
ARAUJO L	33 (58') 24
ARAUJO L	33 (58') 25
ARAUJO L	33 (59') 26
ARAUJO L	33 (60') 27

Legend:							
%	Efficiency	2Min	2-Minute Suspensions	6m	6-metre Shots	7m	7-metre Shots
9m	9-metre Shots	BC	Blue Cards	BT	Breakthroughs	D	Direct Red Card
EG	Empty Goal	FB	Fast Breaks	G/S	Goals/Shots	No.	Uniform Number
RC	Red Cards	S/S	Saves/Shots	Wing	Wing Shots	X	Red Card After 3rd 2-Minute Suspension
YC	Yellow Cards						



Match Team Statistics

チームの試合統計 / Statistiques du match par équipe

Match 8

BRA 33 - 27 HUN
(17 - 11) (16 - 16)

Referees: KOO B / LEE S (KOR)

BRA - Brazil

Players		Shots									Offence		Defence		Punishments			TP	
No.	Name	G/S	%	6m	Wing	9m	7m	FB	BT	EG	AS	TO	ST	BS	YC	2Min	RC		BC
2	de PAULA Bruna	2/7	29	1/3		1/3		0/1			4								32:22
3	DO NASCIMENTO Alexandra	4/7	57	1/1	1/4	1/1				1/1		1	1						34:58
7	de ARAUJO Tamires	3/3	100	3/3								1				1			46:15
9	RODRIGUES BELO Ana Paula	7/7	100	3/3					4/4		6	4		1					47:17
12	ARENHART Barbara																		55:29
18	AMORIM TALESKA Eduarda	6/8	75	1/1		2/4			3/3			2	1						38:00
20	ARAUJO Larissa	2/3	67		2/3						1	1	1						50:29
21	CARDOSO Adriana	1/1	100		1/1								1						25:38
22	VIEIRA Samara	7/11	64	2/4		4/5			1/2			2				1			32:44
23	GUARIEIRO Giulia										1					1			15:29
30	BITOLO Gabriela																		
49	MATIELI Patricia												1				1		13:20
87	de ARRUDA Renata												1						1:25
91	VENTURA Livia	1/1	100	1/1									1						26:34
	Bench/Team															1			
Totals		33/48	69	12/16	4/8	8/13		0/1	8/9	1/1	12	11	6	1	1	4			

Goalkeepers		Total Shots		6m Shots		Wing Shots		9m Shots		7m Shots		Fast Breaks		Breakthroughs	
No.	Name	S/S	%	S/S	%	S/S	%	S/S	%	S/S	%	S/S	%	S/S	%
12	ARENHART Barbara	9/34	26	3/9	33	1/9	11	5/8	63	0/2	0	0/3	0	0/3	0
87	de ARRUDA Renata	0/2	0							0/1	0	0/1	0		
Totals		9/36	25	3/9	33	1/9	11	5/8	63	0/3	0	0/4	0	0/3	0

Team Shots	Goals	Saves	Missed	Post	Blocked	Total	%
6m Shots	12	3		1		16	75
Wing Shots	4	3		1		8	50
9m Shots	8	5				13	62
7m Shots					N/A		
Fast Breaks		1				1	0
Breakthroughs	8	1				9	89
Empty Goal	1	N/A				1	100
Totals	33	13		2		48	69

Number of Attacks: 57, Scoring Efficiency: 58%



Match Team Statistics

チームの試合統計 / Statistiques du match par équipe

Match 8

BRA 33 - 27 HUN
(17 - 11) (16 - 16)

Referees: KOO B / LEE S (KOR)

BRA - Brazil

Shots Distribution

Players

Goals / Shots

2 de PAULA B	3 DO NASCIMENTO	7 de ARAUJO T	9 RODRIGUES BELO AP	12 ARENHART B E	18 AMORIM TALESKA E	20 ARAUJO L
0/1 1/1		1/1				
0/1 0/2	1/3 1/1 1/2	1/1	1/1 2/2		2/3	
1/1 0/1	1/1	1/1	2/2 1/1		3/4 1/1	1/1 1/1

1-Post

21 CARDOSO A	22 VIEIRA S	23 GUARIEIRO G	30 BITOLO G	49 MATIELI P	87 de ARRUDA R	91 VENTURA L
	1/1 2/3					
1/1	2/4					
	2/2					1/1


1-Post

Team Goals / Shots

1/1	1/2	4/5
3/5	1/2	8/14
9/10	1/1	5/6

2-Post

Offence



Goalkeepers Saves / Shots

0/4		1/2
3/6		2/5
0/7	1/4	2/8

12 ARENHART B E

0/4		1/2
3/5		2/5
0/7	1/4	2/7

87 de ARRUDA R

0/1		
		0/1



Match Team Statistics

チームの試合統計 / Statistiques du match par équipe

Match 8

BRA 33 - 27 HUN
(17 - 11) (16 - 16)

Referees: KOO B / LEE S (KOR)

HUN - Hungary

Players		Shots									Offence		Defence		Punishments			TP	
No.	Name	G/S	%	6m	Wing	9m	7m	FB	BT	EG	AS	TO	ST	BS	YC	2Min	RC		BC
2	SZOLLOSI-ZACSIK Szandra	4/5	80	2/2		1/2			1/1		3	4							17:39
6	SCHATZL Nadine	7/9	78		6/8			1/1											42:37
7	SZUCSANSZKI Zita	2/2	100			1/1			1/1		2	1					1		40:07
14	KISFALUDY Anett	1/2	50	1/2													1		27:09
16	BIRO Blanka										1								34:45
19	MARTON Greta																		16:53
38	VAMOS Petra	3/5	60			1/2	2/3				3	1							24:10
42	KLUJBER Katrin Gitta	1/5	20	0/2		0/2	1/1				3	1							20:37
45	HAFRA Noemi	1/4	25	1/3		0/1					5	4					1		31:32
58	BORDAS Reka													1					33:38
61	JANURIK Kinga																		22:27
66	LUKACS Viktoria	4/5	80		2/3			2/2											60:00
87	TOMORI Zsuzsanna	4/4	100	2/2				1/1	1/1		1	1	2						41:32
88	KISS Nikoletta	0/2	0			0/2						1							6:54
Bench/Team																			
Totals		27/43	63	6/11	8/11	3/10	3/4	4/4	3/3		18	13	3				3		

Goalkeepers		Total Shots		6m Shots		Wing Shots		9m Shots		7m Shots		Fast Breaks		Breakthroughs	
No.	Name	S/S	%	S/S	%	S/S	%	S/S	%	S/S	%	S/S	%	S/S	%
16	BIRO Blanka	7/26	27	1/7	14	2/6	33	3/8	38			1/1	100	0/4	0
61	JANURIK Kinga	6/19	32	2/8	25	1/1	100	2/5	40					1/5	20
EG		1													
Totals		13/46	28	3/15	20	3/7	43	5/13	38			1/1	100	1/9	11

Team Shots	Goals	Saves	Missed	Post	Blocked	Total	%
6m Shots	6	3	1		1	11	55
Wing Shots	8	1	2			11	73
9m Shots	3	5	1	1		10	30
7m Shots	3		1		N/A	4	75
Fast Breaks	4					4	100
Breakthroughs	3					3	100
Empty Goal		N/A					
Totals	27	9	5	1	1	43	63

Number of Attacks: 55, Scoring Efficiency: 49%



Match Team Statistics

チームの試合統計 / Statistiques du match par équipe

Match 8

BRA 33 - 27 HUN
(17 - 11) (16 - 16)

Referees: KOO B / LEE S (KOR)

HUN - Hungary

Shots Distribution

Players

Goals / Shots

Player	Goals	Shots	Notes
2 SZOLLOSI-ZACSIK S	1/1	0/1	
6 SCHATZL N	1/1	1/1	2-Missed
7 SZUCSANSZKI Z		1/1	
14 KISFALUDY A		1/1	1-Missed
16 BIRO B			
19 MARTON G			
38 VAMOS P	1/2		1-Missed
	1/1	1/1	
42 KLUJBER KG			1-Post 1-Blocked
45 HAFRA N	0/1	0/2	
58 BORDAS R			
61 JANURIK K			
66 LUKACS V	1/1	0/1	3/3
87 TOMORI Z	1/1	2/2	1/1
88 KISS N			1-Missed
		0/1	

Team


Goals / Shots

4/4		1/2
3/6		3/5
7/7	3/4	6/8

5-Missed 1-Post 1-Blocked

Offence

Defence



Goalkeepers

Saves / Shots

0/1	1/2	1/5
2/5	1/2	6/14
1/10	0/1	1/6

16 BIRO B

0/1	1/1	1/4
1/3		3/8
1/4	0/1	0/4

61 JANURIK K

	0/1	0/1
1/2	1/1	3/6
0/6		1/2

Legend:		
%	Efficiency	
AS	Assists	
EG	Empty Goal	
RC	Red Cards	
Wing	Wing Shots	
2Min	2-Minute Suspensions	
BC	Blue Cards	
FB	Fast Breaks	
S/S	Saves/Shots	
X	Red Card After 3rd 2-Minute Suspension	
6m	6 metre Shots	
BS	Blocked Shots	
G/S	Goals/Shots	
ST	Steals	
YC	Yellow Cards	
7m	7-metre Shots	
BT	Breakthroughs	
N/A	Not Applicable	
TO	Turnover	
9m	9-metre Shots	
D	Direct Red Card	
No.	Uniform Number	
TP	Time Played	



Empty Goal Analysis

無人ゴール 分析 / Analyses des attaques avec but vide

Match 8

BRA 33 - 27 HUN

(17 - 11) (16 - 16)

Referees: KOO B / LEE S (KOR)

ATTACKS DURING OWN EMPTY GOAL SITUATION

Players on Court	Attacks		Goals		Saves		Missed		Blocked		Post		Turnovers		Scoring Efficiency -		Goals Against		
	BRA	HUN	BRA	HUN	BRA	HUN	BRA	HUN	BRA	HUN	BRA	HUN	BRA	HUN	BRA	%HUN	BRA	HUN	
7 Against 6																			
6 Against 6	4	3	2	1				1					2	1	50	33			1
Others	2	2	1	1	1	2									50	50			
Total:	6	5	3	2	1	2		1					2	1	50	40			1

GOALS/ATTACKS DURING OWN EMPTY GOAL SITUATION - ANALYSIS OF OCCURRENCE (in 5 min intervals)

Players on Court	1st Half											
	0-5		5-10		10-15		15-20		20-25		25-30	
	BRA	HUN	BRA	HUN	BRA	HUN	BRA	HUN	BRA	HUN	BRA	HUN
7 Against 6												
6 Against 6			1/1	0/1		1/2						
Others				0/1								
Total:			1/1	0/2		1/2						

Players on Court	2nd Half											
	30-35		35-40		40-45		45-50		50-55		55-60	
	BRA	HUN	BRA	HUN	BRA	HUN	BRA	HUN	BRA	HUN	BRA	HUN
7 Against 6												
6 Against 6			0/1		1/2							
Others			1/2	1/1								
Total:			1/3	1/1	1/2							

GOALS/ATTACKS DURING OWN EMPTY GOAL SITUATION - ANALYSIS BY DURATION

Team	<15 sec.	15-30 sec.	30-45 sec.	45-60 sec.	>60 sec.
BRA	1/2	2/4			
HUN		1/2	1/3		

SUBSTITUTION SUMMARY

Players	BRA	HUN
Goalkeeper <-> Goalkeeper	3	2
Court Player <-> Goalkeeper	16	12
Court Player <-> Court Player	119	89
Total:	138	103



Match Report

試合レポート / Compte rendu du match

Team A										Team B											
A										B											
SWE - Sweden										ROC - ROC											
played in					in the hall					on					at					Match Number	
Tokyo					Yoyogi National Stadium					TUE 27 JUL 2021					14:15					9	
Half-time (30')		A	B	End of playing time		A	B	1st overtime		A	B	2nd overtime		A	B	After penalty throws		A	B		
		15	9			36	24														
Number of 7m		A	Team time-out			Full name of players and officials										Team time-out			B	Number of 7m	
		1/2	1	2	3											1	2	3	5/7		
		13:46	42:52													53:28					
No.	Team A					G	YC	2'	RC	BC	No.	Team B					G	YC	2'	RC	BC
1	BUNDSSEN Johanna										1	SEDOYKINA Anna									
6	STROMBERG Carin					8					2	KUZNETSOVA Polina					3	1			
7	BLOHM Linn					5					3	GORSHKOVA Polina					1				
8	ROBERTS Jamina					7		1			7	DMITRIEVA Daria					2				
9	PETREN Melissa					4					8	SEN Anna							1		
10	LUNDSTROM Mathilda					4					13	VYAKHIREVA Anna					3		2		
14	WESTBERG Johanna										14	VEDEKHINA Polina					5				
16	RYDE Jessica										19	MAKEEVA Kseniia									
19	LAGERQUIST Anna										23	MIKHAYLICHENKO Elena					1		1		
23	LINDQVIST Emma					1					25	FOMINA Olga					1				
24	HAGMAN Nathalie					3					33	ILINA Ekaterina					2				
29	THORLEIFSDOTTIR Kristin										36	MANAGAROVA Iuliia					3				
38	HANSSON Elin					3					39	SKOROBOGATCHENKO Antonina					3				
42	CARLSON Jenny					1					88	KALININA Viktoriia									

Off.A	WIBERG Johanna					Off.A	ALEKSEEV Alexey				
Off.B	AXNER Tomas					Off.B	AKOPIAN Olga				
Off.C	FORSBERG Thomas					Off.C	HLAVATY Tomas				
Off.D	LUNING Hampus					Off.D	DOLGACHEV Vladislav				
Off.F	HALLQVIST Annelie					Off.F	BODNIEVA Liudmila				

A	Signatures of responsables for the teams (Off.A)										B
Remarks of referees / IHF Official											

Referees	Signatures		Signatures	
	ELSAIED Heidi (EGY)		ELSAIED Yasmina (EGY)	
Technical Officials	Signatures		Signatures	
	TK: REISINGER Gerhard (AUT)		SK: RATZ Felix (SUI)	
IHF Official	Signatures		Signatures	
	NACHEVSKI Dragan (MKD)			

Note: Number of 7m scored/awarded to resp. B, goals (G), yellow cards (YC), red cards (RC), red card after 3rd 2' suspension (X), direct red card (D) and blue cards (BC).



Results

結果 / Résultats

Match 9

SWE 36 - 24 ROC
(15 - 9) (21 - 15)

Referees: ELSAIED H / ELSAIED Y (EGY)

SWE - Sweden

Players		Shots									Punishments			
No.	Name	G/S	%	6m	Wing	9m	7m	FB	BT	EG	YC	2Min	RC	BC
1	BUNDSSEN Johanna													
6	STROMBERG Carin	8/11	73	0/1		5/6			2/3	1/1				
7	BLOHM Linn	5/5	100	5/5										
8	ROBERTS Jamina	7/7	100	1/1				1/1	5/5			1		
9	PETREN Melissa	4/4	100			2/2			2/2					
10	LUNDSTROM Mathilda	4/4	100	2/2	2/2									
14	WESTBERG Johanna	0/2	0			0/1	0/1							
16	RYDE Jessica													
19	LAGERQUIST Anna													
23	LINDQVIST Emma	1/6	17		0/1	0/1		0/2	1/2					
24	HAGMAN Nathalie	3/3	100		2/2		1/1							
29	THORLEIFSDOTTIR Kristin													
38	HANSSON Elin	3/5	60		2/4			1/1						
42	CARLSON Jenny	1/2	50			1/2								
Bench/Team														
Totals		36/49	73	8/9	6/9	8/12	1/2	2/4	10/12	1/1			1	

Goalkeepers		Saves								
No.	Name	S/S	%	6m	Wing	9m	7m	FB	BT	
1	BUNDSSEN Johanna	11/34	32	1/4	1/4	5/11	1/5	0/4	3/6	
16	RYDE Jessica	0/1	0				0/1			
Totals		11/35	31	1/4	1/4	5/11	1/6	0/4	3/6	

ROC - ROC

Players		Shots									Punishments			
No.	Name	G/S	%	6m	Wing	9m	7m	FB	BT	EG	YC	2Min	RC	BC
1	SEDOYKINA Anna													
2	KUZNETSOVA Polina	3/3	100		1/1			1/1	1/1		1			
3	GORSKOVA Polina	1/1	100		1/1									
7	DMITRIEVA Daria	2/8	25	1/2		1/5			0/1					
8	SEN Anna											1		
13	VYAKHIREVA Anna	3/7	43			1/3	0/1		2/3			2		
14	VEDEKHINA Polina	5/7	71			1/2	4/4		0/1					
19	MAKEEVA Kseniia													
23	MIKHAYLICHENKO Elena	1/3	33			1/2			0/1			1		
25	FOMINA Olga	1/2	50		1/2									
33	ILINA Ekaterina	2/7	29	1/2		0/2	1/2		0/1					
36	MANAGAROVA Iuliia	3/5	60	0/1	0/1			3/3						
39	SKOROBOGATCHENKO Antonina	3/4	75	1/1		2/3								
88	KALININA Viktoriia													
Bench/Team														
Totals		24/47	51	3/6	3/5	6/17	5/7	4/4	3/8		1	4		

Goalkeepers		Saves								
No.	Name	S/S	%	6m	Wing	9m	7m	FB	BT	
1	SEDOYKINA Anna	0/6	0	0/2	0/1	0/1			0/2	
88	KALININA Viktoriia	9/38	24	1/7	2/7	2/9	1/2	2/4	1/9	
EG		1								
Totals		9/45	20	1/9	2/8	2/10	1/2	2/4	1/11	

RUNNING SCORE	
SWE - ROC	
1st Half	
STROMBERG C	0 (3') 1
CARLSON J	1 (4') 1
BLOHM L	2 (8') 2
STROMBERG C	3 (9') 2
STROMBERG C	3 (10') 3
STROMBERG C	4 (11') 3
ROBERTS J	4 (11') 4
LUNDSTROM M	5 (12') 4
BLOHM L	6 (12') 4
STROMBERG C	7 (14') 4
STROMBERG C	8 (15') 4
STROMBERG C	8 (20') 5
STROMBERG C	8 (21') 6
HAGMAN N	8 (22') 7
HAGMAN N	9 (22') 7
BLOHM L	10 (24') 7
PETREN M	11 (25') 7
HAGMAN N	12 (26') 7
HAGMAN N	12 (26') 8
STROMBERG C	13 (27') 8
STROMBERG C	13 (27') 9
STROMBERG C	14 (29') 9
HAGMAN N	15 (30') 9
2nd Half	
HANSSON E	15 (31') 10
HANSSON E	16 (33') 10
ROBERTS J	17 (33') 10
ROBERTS J	17 (35') 11
LUNDSTROM M	18 (35') 11
LUNDSTROM M	18 (36') 12
LUNDSTROM M	18 (37') 13
HANSSON E	19 (37') 13
ROBERTS J	20 (37') 13
ROBERTS J	20 (39') 14
ROBERTS J	21 (39') 14
ROBERTS J	21 (40') 15
BLOHM L	22 (40') 15
ROBERTS J	23 (43') 15
ROBERTS J	23 (44') 16
ROBERTS J	24 (44') 16
ROBERTS J	24 (45') 17
STROMBERG C	25 (46') 17
STROMBERG C	25 (46') 18
LINDQVIST E	26 (46') 18
STROMBERG C	27 (48') 18
STROMBERG C	27 (49') 19
STROMBERG C	28 (50') 19
STROMBERG C	28 (50') 20
BLOHM L	29 (51') 20
ROBERTS J	30 (53') 20
ROBERTS J	30 (53') 21
LUNDSTROM M	31 (54') 21
HANSSON E	32 (55') 21
HANSSON E	32 (57') 22
PETREN M	33 (58') 22
PETREN M	34 (58') 22
PETREN M	34 (59') 23
PETREN M	35 (59') 23
PETREN M	35 (60') 24
LUNDSTROM M	36 (60') 24

Legend:							
%	Efficiency	2Min	2-Minute Suspensions	6m	6-metre Shots	7m	7-metre Shots
9m	9-metre Shots	BC	Blue Cards	BT	Breakthroughs	D	Direct Red Card
EG	Empty Goal	FB	Fast Breaks	G/S	Goals/Shots	No.	Uniform Number
RC	Red Cards	S/S	Saves/Shots	Wing	Wing Shots	X	Red Card After 3rd 2-Minute Suspension
YC	Yellow Cards						



Match Team Statistics

チームの試合統計 / Statistiques du match par équipe

Match 9

SWE 36 - 24 ROC
(15 - 9) (21 - 15)

Referees: ELSAIED H / ELSAIED Y (EGY)

SWE - Sweden

Players		Shots									Offence		Defence		Punishments			TP	
No.	Name	G/S	%	6m	Wing	9m	7m	FB	BT	EG	AS	TO	ST	BS	YC	2Min	RC		BC
1	BUNDSEN Johanna										1	1							58:46
6	STROMBERG Carin	8/11	73	0/1		5/6			2/3	1/1	6								42:47
7	BLOHM Linn	5/5	100	5/5							1		1						57:51
8	ROBERTS Jamina	7/7	100	1/1				1/1	5/5		4	4	1				1		40:11
9	PETREN Melissa	4/4	100			2/2			2/2		1	1							3:16
10	LUNDSTROM Mathilda	4/4	100	2/2	2/2														24:48
14	WESTBERG Johanna	0/2	0			0/1	0/1												2:37
16	RYDE Jessica																		0:18
19	LAGERQUIST Anna																		27:06
23	LINDQVIST Emma	1/6	17		0/1	0/1		0/2	1/2										49:34
24	HAGMAN Nathalie	3/3	100		2/2		1/1												35:09
29	THORLEIFSDOTTIR Kristin																		
38	HANSSON Elin	3/5	60		2/4			1/1					1						58:04
42	CARLSON Jenny	1/2	50			1/2					1								19:33
	Bench/Team												1						
Totals		36/49	73	8/9	6/9	8/12	1/2	2/4	10/12	1/1	14	8	2				1		

Goalkeepers		Total Shots		6m Shots		Wing Shots		9m Shots		7m Shots		Fast Breaks		Breakthroughs	
No.	Name	S/S	%	S/S	%	S/S	%	S/S	%	S/S	%	S/S	%	S/S	%
1	BUNDSEN Johanna	11/34	32	1/4	25	1/4	25	5/11	45	1/5	20	0/4	0	3/6	50
16	RYDE Jessica	0/1	0							0/1	0				
Totals		11/35	31	1/4	25	1/4	25	5/11	45	1/6	17	0/4	0	3/6	50

Team Shots	Goals	Saves	Missed	Post	Blocked	Total	%
6m Shots	8	1				9	89
Wing Shots	6	2	1			9	67
9m Shots	8	2		1	1	12	67
7m Shots	1	1			N/A	2	50
Fast Breaks	2	2				4	50
Breakthroughs	10	1		1		12	83
Empty Goal	1	N/A				1	100
Totals	36	9	1	2	1	49	73

Number of Attacks: 55, Scoring Efficiency: 65%



Match Team Statistics

チームの試合統計 / Statistiques du match par équipe

Match 9

SWE 36 - 24 ROC
 (15 - 9) (21 - 15)

Referees: ELSAIED H / ELSAIED Y (EGY)

SWE - Sweden

Shots Distribution

Players

Goals / Shots

1 BUNDSSEN J	6 STROMBERG C	7 BLOHM L	8 ROBERTS J	9 PETREN M	10 LUNDSTROM M	14 WESTBERG J
	1/1 2/2 1/1	1/1 1/1	1/1 1/1 4/4			
						0/1
	1/1 1/1 1/2			1/1 1/1	2/2 2/2	0/1
	1-Post 1-Blocked					

16 RYDE J	19 LAGERQUIST A	23 LINDQVIST E	24 HAGMAN N	29 THORLEIFSDOTTIR K	38 HANSSON E	42 CARLSON J
		0/1				
		0/2 0/1 0/1	1/1 1/1			
		1/1	1/1		1/1 1/1	1/1
				1-Missed		1-Post


Team Goals / Shots

3/4	3/3	8/9
2/5	0/1	3/4
5/5	4/5	8/9
1-Missed	2-Post	1-Blocked

Offence

Defence

Goalkeepers Saves / Shots



0/1		0/1
3/6	3/4	3/6
0/5	1/4	1/8

1 BUNDSSEN J

0/1		0/1
3/6	3/4	3/6
0/5	1/4	1/7

16 RYDE J

		0/1



Match Team Statistics

チームの試合統計 / Statistiques du match par équipe

Match 9

SWE 36 - 24 ROC
(15 - 9) (21 - 15)

Referees: ELSAIED H / ELSAIED Y (EGY)

ROC - ROC

Players		Shots									Offence		Defence		Punishments			TP	
No.	Name	G/S	%	6m	Wing	9m	7m	FB	BT	EG	AS	TO	ST	BS	YC	2Min	RC		BC
1	SEDOYKINA Anna												1						7:49
2	KUZNETSOVA Polina	3/3	100		1/1			1/1	1/1				1		1				37:11
3	GORSHKOVA Polina	1/1	100		1/1						1								20:58
7	DMITRIEVA Daria	2/8	25	1/2		1/5			0/1		1	3		1					51:38
8	SEN Anna										1	1	1			1			23:55
13	VYAKHIREVA Anna	3/7	43			1/3	0/1		2/3		3	1				2			35:10
14	VEDEKHINA Polina	5/7	71			1/2	4/4		0/1			3							27:04
19	MAKEEVA Kseniia																		45:18
23	MIKHAYLICHENKO Elena	1/3	33			1/2			0/1		1		1			1			14:08
25	FOMINA Olga	1/2	50		1/2														17:16
33	ILINA Ekaterina	2/7	29	1/2		0/2	1/2		0/1		2								23:29
36	MANAGAROVA Iuliia	3/5	60	0/1	0/1			3/3			1								40:25
39	SKOROBOGATCHENKO Antonina	3/4	75	1/1		2/3													25:58
88	KALININA Viktoriia										1								49:41
	Bench/Team																		
	Totals	24/47	51	3/6	3/5	6/17	5/7	4/4	3/8		11	8	4	1	1	4			

Goalkeepers		Total Shots		6m Shots		Wing Shots		9m Shots		7m Shots		Fast Breaks		Breakthroughs	
No.	Name	S/S	%	S/S	%	S/S	%	S/S	%	S/S	%	S/S	%	S/S	%
1	SEDOYKINA Anna	0/6	0	0/2	0	0/1	0	0/1	0					0/2	0
88	KALININA Viktoriia	9/38	24	1/7	14	2/7	29	2/9	22	1/2	50	2/4	50	1/9	11
	EG		1												
	Totals	9/45	20	1/9	11	2/8	25	2/10	20	1/2	50	2/4	50	1/11	9

Team Shots	Goals	Saves	Missed	Post	Blocked	Total	%
6m Shots	3	1	1	1		6	50
Wing Shots	3	1		1		5	60
9m Shots	6	5	3	3		17	35
7m Shots	5	1		1	N/A	7	71
Fast Breaks	4					4	100
Breakthroughs	3	3	2			8	38
Empty Goal		N/A					
Totals	24	11	6	6		47	51

Number of Attacks: 54, Scoring Efficiency: 44%



Empty Goal Analysis

無人ゴール 分析 / Analyses des attaques avec but vide

Match 9

SWE 36 - 24 ROC

(15 - 9) (21 - 15)

Referees: ELSAIED H / ELSAIED Y (EGY)

ATTACKS DURING OWN EMPTY GOAL SITUATION

Players on Court	Attacks		Goals		Saves		Missed		Blocked		Post		Turnovers		Scoring Efficiency -		Goals Against	
	SWE	ROC	SWE	ROC	SWE	ROC	SWE	ROC	SWE	ROC	SWE	ROC	SWE	ROC	SWE %	ROC	SWE	ROC
7 Against 6		1		1												100		
6 Against 6	2	5	1	1		2		1	1					1	50	20		1
Others																		
Total:	2	6	1	2		2		1	1				1		50	33		1

GOALS/ATTACKS DURING OWN EMPTY GOAL SITUATION - ANALYSIS OF OCCURRENCE (in 5 min intervals)

Players on Court	1st Half											
	0-5		5-10		10-15		15-20		20-25		25-30	
	SWE	ROC	SWE	ROC	SWE	ROC	SWE	ROC	SWE	ROC	SWE	ROC
7 Against 6								1/1				
6 Against 6				0/1				0/1		0/1		1/2
Others												
Total:				0/1				1/2		0/1		1/2

Players on Court	2nd Half											
	30-35		35-40		40-45		45-50		50-55		55-60	
	SWE	ROC	SWE	ROC	SWE	ROC	SWE	ROC	SWE	ROC	SWE	ROC
7 Against 6												
6 Against 6	1/1		0/1									
Others												
Total:	1/1		0/1									

GOALS/ATTACKS DURING OWN EMPTY GOAL SITUATION - ANALYSIS BY DURATION

Team	<15 sec.	15-30 sec.	30-45 sec.	45-60 sec.	>60 sec.
SWE		1/1	0/1		
ROC	0/1	2/4	0/1		

SUBSTITUTION SUMMARY

Players	SWE	ROC
Goalkeeper <-> Goalkeeper	2	2
Court Player <-> Goalkeeper	4	12
Court Player <-> Court Player	94	48
Total:	100	62



Match Report

試合レポート / Compte rendu du match

Team A										Team B																																									
A										B																																									
KOR - Republic of Korea										NED - Netherlands																																									
played in										in the hall										on										at										Spectators										Match Number	
Tokyo										Yoyogi National Stadium										TUE 27 JUL 2021										16:15																				10	
Half-time (30')		A		B		End of playing time		A		B		1st overtime		A		B		2nd overtime		A		B		After penalty throws		A		B																							
		15		19				36		43																																									
Number of 7m		A		Team time-out						Full name of players and officials										Team time-out						B		Number of 7m																							
5/6				1		2		3												1		2		3		1/1																									
		21:08		53:22																47:53																															
No.	Team A						G	YC	2'	RC	BC	No.	Team B						G	YC	2'	RC	BC																												
1	JU Hui											6	van der HEIJDEN Laura						3																																
10	WON Seonpil											7	BONT Debbie						2			2																													
11	RYU Eun Hee						10					8	ABBINGH Lois						6	1																															
12	JEONG Jinhui											10	SNELDER Danick						4			2																													
15	CHOI Sumin						4	1	1			12	van WETERING Bo						3																																
17	SIM Haein						4		1			17	GROOT Nycke						2																																
19	KANG Eunhye						2					18	DULFER Kelly						4																																
21	JO Harang						1					19	FRERIKS Merel						3																																
22	GIM Boeun						1					20	SMITS Inger						4			1																													
23	LEE Migyeong						9					24	SMEETS Martine						4																																
24	KANG Kyungmin											26	MALESTEIN Angela						5	1																															
25	JUNG Yura						4					30	DUIJNDAM Rinka																																						
27	KIM Jinyi											33	WESTER Tess																																						
34	JUNG Ji In						1					48	HOUSHEER Dione						3			2																													

Off.A	SHIM Jaehong					Off.A	MAYONNADE Emmanuel				
Off.B	KANG Jae Won					Off.B	ANDRYUSHINA Ekaterina				
Off.C	LEE Jongmoon					Off.C	van den BRINK Rinke				
Off.D	LEE Yu Ri					Off.D	KLIJN Debbie				

A	Signatures of responsables for the teams (Off.A)										B
Remarks of referees / IHF Official											

Referees	Signatures		Signatures	
	LAH Bojan (SLO)		SOK David (SLO)	
Technical Officials	Signatures		Signatures	
	TK: HAGEN Monika (SWE)		SK: MARIC Branka (SRB)	
IHF Official	Signatures		Signatures	
	SOOS Balazs (HUN)			

Note: Number of 7m scored/awarded to resp. B, goals (G), yellow cards (YC), red cards (RC), red card after 3rd 2' suspension (X), direct red card (D) and blue cards (BC).



Results

結果 / Résultats

Match 10

KOR 36 - 43 NED
(15 - 19) (21 - 24)

Referees: LAH B / SOK D (SLO)

KOR - Republic of Korea

Players		Shots									Punishments			
No.	Name	G/S	%	6m	Wing	9m	7m	FB	BT	EG	YC	2Min	RC	BC
1	JU Hui													
10	WON Seonpil													
11	RYU Eun Hee	10/17	59	2/3		4/9			4/4	0/1				
12	JEONG Jinhui													
15	CHOI Sumin	4/5	80	2/2	1/2	1/1					1	1		
17	SIM Haein	4/9	44	1/2		0/4			3/3			1		
19	KANG Eunhye	2/3	67	2/3										
21	JO Harang	1/3	33		0/1	0/1			1/1					
22	GIM Boeun	1/1	100					1/1						
23	LEE Migyeong	9/11	82	3/4		1/2	3/3		2/2					
24	KANG Kyungmin	0/1	0			0/1								
25	JUNG Yura	4/7	57		2/4		2/3							
27	KIM Jinyi	0/1	0			0/1								
34	JUNG Ji In	1/1	100		1/1									
Bench/Team														
Totals		36/59	61	10/14	4/8	6/19	5/6	1/1	10/10	0/1	1	2		

Goalkeepers		Saves							
No.	Name	S/S	%	6m	Wing	9m	7m	FB	BT
1	JU Hui	1/23	4	0/5	1/7	0/7			0/4
12	JEONG Jinhui	2/23	9	0/8	0/5	2/6	0/1	0/1	0/2
Totals		3/46	7	0/13	1/12	2/13	0/1	0/1	0/6

NED - Netherlands

Players		Shots									Punishments			
No.	Name	G/S	%	6m	Wing	9m	7m	FB	BT	EG	YC	2Min	RC	BC
6	van der HEIJDEN Laura	3/4	75			1/2			2/2					
7	BONT Debbie	2/2	100		1/1	1/1							2	
8	ABBINGH Lois	6/10	60			4/8	1/1		1/1		1			
10	SNELDER Danick	4/4	100	4/4									2	
12	van WETERING Bo	3/4	75		3/4									
17	GROOT Nycke	2/4	50	1/1		0/1			1/1	0/1				
18	DULFER Kelly	4/4	100	1/1		2/2			1/1					
19	FRERIKS Merel	3/4	75	3/4										
20	SMITS Inger	4/5	80	1/1		2/3			1/1			1		
24	SMEETS Martine	4/4	100		4/4									
26	MALESTEIN Angela	5/7	71	1/1	3/5			1/1			1			
30	DUIJNDAM Rinka													
33	WESTER Tess													
48	HOUSHEER Dione	3/4	75	2/3		1/1							2	
Bench/Team														
Totals		43/56	77	13/15	11/14	11/18	1/1	1/1	6/6	0/1	2	7		

Goalkeepers		Saves							
No.	Name	S/S	%	6m	Wing	9m	7m	FB	BT
30	DUIJNDAM Rinka	2/14	14	0/2	0/2	1/2	1/4	0/1	0/3
33	WESTER Tess	8/32	25	3/11	2/4	3/8	0/2		0/7
Totals		10/46	22	3/13	2/6	4/10	1/6	0/1	0/10

RUNNING SCORE

KOR - NED

1st Half

0 (1') 1	SMITS I
1 (2') 1	
1 (2') 2	DULFER K
1 (3') 3	SNELDER D
2 (3') 3	
3 (4') 3	
3 (5') 4	MALESTEIN A
4 (5') 4	
4 (6') 5	SMEETS M
5 (7') 5	
6 (9') 5	
6 (9') 6	DULFER K
7 (10') 6	
7 (10') 7	MALESTEIN A
7 (12') 8	ABBINGH L
8 (12') 8	
9 (15') 8	
9 (15') 9	SMEETS M
9 (17') 10	SNELDER D
9 (18') 11	van WETERING B
10 (19') 11	
11 (20') 11	
11 (21') 12	SNELDER D
11 (21') 13	SNELDER D
12 (23') 13	
12 (24') 14	HOUSHEER D
12 (25') 15	DULFER K
12 (27') 16	BONT D
12 (28') 17	van der HEIJDEN L
12 (29') 18	GROOT N
13 (29') 18	
13 (29') 19	FRERIKS M
14 (30') 19	
15 (30') 19	

2nd Half

15 (31') 20	DULFER K
16 (32') 20	
17 (33') 20	
17 (33') 21	SMITS I
17 (35') 22	ABBINGH L
18 (35') 22	
18 (36') 23	SMITS I
19 (37') 23	
19 (37') 24	SMEETS M
19 (38') 25	MALESTEIN A
20 (38') 25	
20 (39') 26	SMITS I
21 (39') 26	
21 (40') 27	HOUSHEER D
22 (40') 27	
22 (41') 28	ABBINGH L
23 (41') 28	
23 (42') 29	FRERIKS M
24 (42') 29	
24 (43') 30	SMEETS M
25 (44') 30	
25 (44') 31	ABBINGH L
25 (45') 32	HOUSHEER D
26 (46') 32	
26 (46') 33	van der HEIJDEN L
27 (47') 33	
27 (47') 34	MALESTEIN A
28 (48') 34	
28 (49') 35	BONT D
29 (49') 35	
29 (50') 36	FRERIKS M
29 (51') 37	van der HEIJDEN L
30 (51') 37	
31 (52') 37	
31 (52') 38	van WETERING B
32 (52') 38	



Results

結果 / Résultats

Match 10

32 (54') 39 MALESTEIN A
 32 (54') 40 ABBINGH L
 32 (55') 41 van WETERING B
 LEE M 33 (56') 41
 RYU EH 34 (56') 41
 34 (58') 42 ABBINGH L
 RYU EH 35 (58') 42
 35 (58') 43 GROOT N
 JUNG JI 36 (60') 43

Legend:							
%	Efficiency	2Min	2-Minute Suspensions	6m	6-metre Shots	7m	7-metre Shots
9m	9-metre Shots	BC	Blue Cards	BT	Breakthroughs	D	Direct Red Card
EG	Empty Goal	FB	Fast Breaks	G/S	Goals/Shots	No.	Uniform Number
RC	Red Cards	S/S	Saves/Shots	Wing	Wing Shots	X	Red Card After 3rd 2-Minute Suspension
YC	Yellow Cards						



Match Team Statistics

チームの試合統計 / Statistiques du match par équipe

Match 10

KOR 36 - 43 NED

(15 - 19) (21 - 24)

Referees: LAH B / SOK D (SLO)

KOR - Republic of Korea

Players		Shots									Offence		Defence		Punishments			TP	
No.	Name	G/S	%	6m	Wing	9m	7m	FB	BT	EG	AS	TO	ST	BS	YC	2Min	RC		BC
1	JU Hui																		26:00
10	WON Seonpil																		
11	RYU Eun Hee	10/17	59	2/3		4/9			4/4	0/1	3	1	2						53:49
12	JEONG Jinhui																		32:16
15	CHOI Sumin	4/5	80	2/2	1/2	1/1						1			1	1			47:38
17	SIM Haein	4/9	44	1/2		0/4			3/3		5	1				1			50:42
19	KANG Eunhye	2/3	67	2/3								1		1					53:24
21	JO Harang	1/3	33		0/1	0/1			1/1		2								13:58
22	GIM Boeun	1/1	100					1/1											12:50
23	LEE Migyeong	9/11	82	3/4		1/2	3/3		2/2		3								58:21
24	KANG Kyungmin	0/1	0			0/1					1								2:22
25	JUNG Yura	4/7	57		2/4		2/3												51:37
27	KIM Jinyi	0/1	0			0/1					1	2							12:17
34	JUNG Ji In	1/1	100		1/1							1							4:46
	Bench/Team																		
	Totals	36/59	61	10/14	4/8	6/19	5/6	1/1	10/10	0/1	15	7	2	1	1	2			

Goalkeepers		Total Shots		6m Shots		Wing Shots		9m Shots		7m Shots		Fast Breaks		Breakthroughs	
No.	Name	S/S	%	S/S	%	S/S	%	S/S	%	S/S	%	S/S	%	S/S	%
1	JU Hui	1/23	4	0/5	0	1/7	14	0/7	0					0/4	0
12	JEONG Jinhui	2/23	9	0/8	0	0/5	0	2/6	33	0/1	0	0/1	0	0/2	0
	Totals	3/46	7	0/13	0	1/12	8	2/13	15	0/1	0	0/1	0	0/6	0

Team Shots	Goals	Saves	Missed	Post	Blocked	Total	%
6m Shots	10	3	1			14	71
Wing Shots	4	2		2		8	50
9m Shots	6	4	2	1	6	19	32
7m Shots	5	1			N/A	6	83
Fast Breaks	1					1	100
Breakthroughs	10					10	100
Empty Goal		N/A		1		1	0
Totals	36	10	3	4	6	59	61

Number of Attacks: 62, Scoring Efficiency: 58%



Match Team Statistics

チームの試合統計 / Statistiques du match par équipe

Match 10

KOR 36 - 43 NED
(15 - 19) (21 - 24)

Referees: LAH B / SOK D (SLO)

KOR - Republic of Korea

Shots Distribution

Players

Goals / Shots

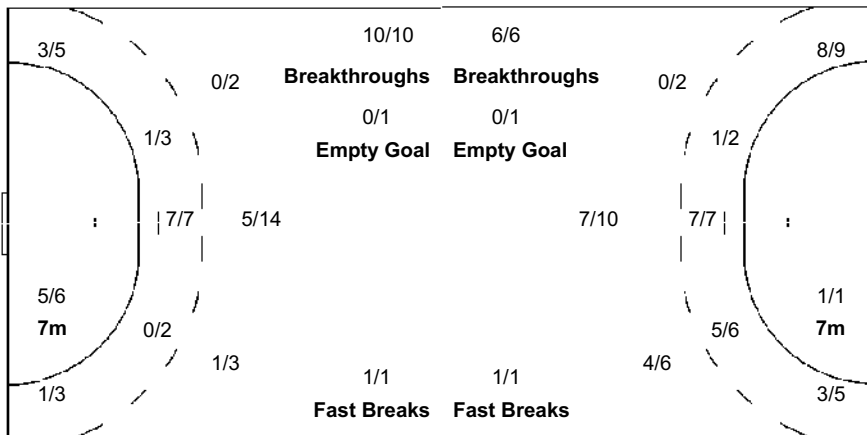
1 JU H	10 WON S	11 RYU EH	12 JEONG J	15 CHOI S	17 SIM H	19 KANG E
		1/1		0/1		0/1
					1/1	
		3/3		2/2		2/2
		3/3		2/2	1/1	
		2-Missed 2-Post 3-Blocked		1-Missed 2-Blocked		

21 JO H	22 GIM B	23 LEE M	24 KANG K	25 JUNG Y	27 KIM J	34 JUNG JI
		1/2				
		3/3	1/1	1/1		1/1
0/1	1/1	2/2	0/1			
1/1		0/1		2/3	0/1	
1-Blocked				2-Post		

Team Goals / Shots

2/5	2/2	2/2
4/4	1/2	7/8
9/13	0/1	9/9
3-Missed	4-Post	6-Blocked

Offence



Defence

Goalkeepers Saves / Shots

1/2	0/3	1/9
0/6	1/1	0/3
0/9	0/5	0/8

1 JU H

1/2	0/1	0/4
0/5		0/2
0/4	0/2	0/3

12 JEONG J

	0/2	1/5
0/1	1/1	0/1
0/5	0/3	0/5



Match Team Statistics

チームの試合統計 / Statistiques du match par équipe

Match 10

KOR 36 - 43 NED

(15 - 19) (21 - 24)

Referees: LAH B / SOK D (SLO)

NED - Netherlands

Players		Shots									Offence		Defence		Punishments			TP	
No.	Name	G/S	%	6m	Wing	9m	7m	FB	BT	EG	AS	TO	ST	BS	YC	2Min	RC		BC
6	van der HEIJDEN Laura	3/4	75			1/2			2/2		1	3							21:17
7	BONT Debbie	2/2	100		1/1	1/1										2			20:33
8	ABBINGH Lois	6/10	60			4/8	1/1		1/1		6	1			1				42:31
10	SNELDER Danick	4/4	100	4/4							1			1		2			31:32
12	van WETERING Bo	3/4	75		3/4								1						22:55
17	GROOT Nycke	2/4	50	1/1		0/1			1/1	0/1	5	2							22:17
18	DULFER Kelly	4/4	100	1/1		2/2			1/1					2					36:18
19	FRERIKS Merel	3/4	75	3/4								1		2					31:31
20	SMITS Inger	4/5	80	1/1		2/3			1/1		5					1			34:39
24	SMEETS Martine	4/4	100		4/4														35:49
26	MALESTEIN Angela	5/7	71	1/1	3/5			1/1					1		1				42:58
30	DUIJNDAM Rinka																		14:40
33	WESTER Tess											1							38:29
48	HOUSHEER Dione	3/4	75	2/3		1/1					2			1		2			24:31
Bench/Team																			
Totals		43/56	77	13/15	11/14	11/18	1/1	1/1	6/6	0/1	20	8	2	6	2	7			

Goalkeepers		Total Shots		6m Shots		Wing Shots		9m Shots		7m Shots		Fast Breaks		Breakthroughs	
No.	Name	S/S	%	S/S	%	S/S	%	S/S	%	S/S	%	S/S	%	S/S	%
30	DUIJNDAM Rinka	2/14	14	0/2	0	0/2	0	1/2	50	1/4	25	0/1	0	0/3	0
33	WESTER Tess	8/32	25	3/11	27	2/4	50	3/8	38	0/2	0			0/7	0
Totals		10/46	22	3/13	23	2/6	33	4/10	40	1/6	17	0/1	0	0/10	0

Team Shots	Goals	Saves	Missed	Post	Blocked	Total	%
6m Shots	13		1	1		15	87
Wing Shots	11	1		2		14	79
9m Shots	11	2	1	3	1	18	61
7m Shots	1				N/A	1	100
Fast Breaks	1					1	100
Breakthroughs	6					6	100
Empty Goal		N/A	1			1	0
Totals	43	3	3	6	1	56	77

Number of Attacks: 62, Scoring Efficiency: 69%



Match Team Statistics

チームの試合統計 / Statistiques du match par équipe

Match 10

KOR 36 - 43 NED
(15 - 19) (21 - 24)

Referees: LAH B / SOK D (SLO)

NED - Netherlands

Shots Distribution

Players

Goals / Shots

6 van der HEIJDEN L	7 BONT D	8 ABBINGH L	10 SNELDER D	12 van WETERING B	17 GROOT N	18 DULFER K
1/1		0/1	1/1	1/1	1/1	2/2
1/1	1/1	2/2	1/1	1/1	0/1	
1/1		1/1	1/1	1/1	1/1	1/1
1-Post		2-Post 1-Blocked		1-Post	1-Missed	

19 FRERIKS M	20 SMITS I	24 SMEETS M	26 MALESTEIN A	30 DUIJNDAM R	33 WESTER T	48 HOUSHEER D
	1/1		0/1			2/2
	1/1	1/1	1/1			
2/2	1/1	1/1	1/1			1/1
1-Missed	1-Missed		1-Post			1-Post

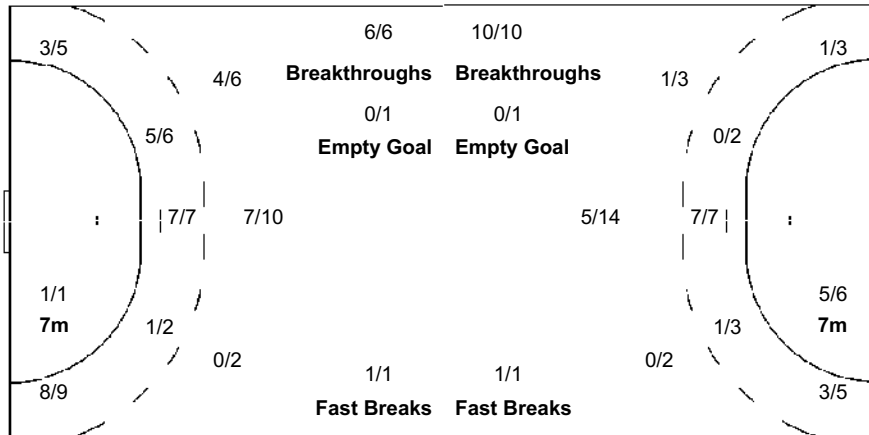
Team Goals / Shots

1/2	3/3	8/9
6/6	0/1	3/3
9/9	5/5	8/8
3-Missed	6-Post	1-Blocked

Offence

Defence

Goalkeepers Saves / Shots



3/5	0/2	0/2
0/4	1/2	1/8
4/13	1/1	0/9

30 DUIJNDAM R		
	0/2	0/1
0/1	0/1	
2/5		0/4

33 WESTER T		
3/5		0/1
0/3	1/1	1/8
2/8	1/1	0/5

Legend:			
%	Efficiency	2Min	2-Minute Suspensions
AS	Assists	BC	Blue Cards
EG	Empty Goal	FB	Fast Breaks
RC	Red Cards	S/S	Saves/Shots
Wing	Wing Shots	X	Red Card After 3rd 2-Minute Suspension
6m	6 metre Shots	6m	6 metre Shots
7m	7-metre Shots	BS	Blocked Shots
9m	9-metre Shots	G/S	Goals/Shots
		ST	Steals
		BT	Breakthroughs
		N/A	Not Applicable
		TO	Turnover
		D	Direct Red Card
		No.	Uniform Number
		TP	Time Played



Empty Goal Analysis

無人ゴール 分析 / Analyses des attaques avec but vide

Match 10

KOR 36 - 43 NED
(15 - 19) (21 - 24)

Referees: LAH B / SOK D (SLO)

ATTACKS DURING OWN EMPTY GOAL SITUATION

Players on Court	Attacks		Goals		Saves		Missed		Blocked		Post		Turnovers		Scoring Efficiency -		Goals Against	
	KOR	NED	KOR	NED	KOR	NED	KOR	NED	KOR	NED	KOR	NED	KOR	NED	KOR	%NED	KOR	NED
7 Against 6	1	3	0	1								1	1	1	0	33		
6 Against 6	3	13	3	7				1				2		3	100	54		
Others	1	1	0	1	1										0	100		
Total:	5	17	3	9	1			1				3	1	4	60	53		

GOALS/ATTACKS DURING OWN EMPTY GOAL SITUATION - ANALYSIS OF OCCURRENCE (in 5 min intervals)

Players on Court	1st Half											
	0-5		5-10		10-15		15-20		20-25		25-30	
	KOR	NED	KOR	NED	KOR	NED	KOR	NED	KOR	NED	KOR	NED
7 Against 6												
6 Against 6						0/3					2/2	1/1
Others											0/1	1/1
Total:						0/3					2/3	2/2

Players on Court	2nd Half											
	30-35		35-40		40-45		45-50		50-55		55-60	
	KOR	NED	KOR	NED	KOR	NED	KOR	NED	KOR	NED	KOR	NED
7 Against 6			0/1					0/1		0/1		1/1
6 Against 6		1/2	1/1	1/1		1/1		2/2		1/2		0/1
Others												
Total:		1/2	1/2	1/1		1/1		2/3		1/3		1/2

GOALS/ATTACKS DURING OWN EMPTY GOAL SITUATION - ANALYSIS BY DURATION

Team	<15 sec.	15-30 sec.	30-45 sec.	45-60 sec.	>60 sec.
KOR	1/1	1/3	1/1		
NED	2/2	6/14			1/1

SUBSTITUTION SUMMARY

Players	KOR	NED
Goalkeeper <-> Goalkeeper	4	1
Court Player <-> Goalkeeper	10	32
Court Player <-> Court Player	42	81
Total:	56	114



Match Report

試合レポート / Compte rendu du match

Team A										Team B																																									
A										B																																									
ANG - Angola										NOR - Norway																																									
played in										in the hall										on										at										Spectators										Match Number	
Tokyo										Yoyogi National Stadium										TUE 27 JUL 2021										19:30																				11	
Half-time (30')		A		B		End of playing time		A		B		1st overtime		A		B		2nd overtime		A		B		After penalty throws		A		B																							
		10		15				21		30																																									
Number of 7m		A		Team time-out						Full name of players and officials										Team time-out						B		Number of 7m																							
3/5				1		2		3												1		2		3		6/6																									
		24:09		36:23																51:20																															
No.	Team A						G	YC	2'	RC	BC	No.	Team B						G	YC	2'	RC	BC																												
5	QUIZELETE Marilia											2	REISTAD Henny						4																																
6	MACHADO Juliana											4	KRISTIANSEN Veronica						6																																
8	PAULO Helena											5	FRAFJORD Marit Malm																																						
9	SANTOS Natalia						1					7	SKOGRAND Stine						1																																
10	KASSOMA Albertina						6					9	MOERK Nora						6																																
12	SOUSA Helena											10	BREDAL OFTEDAL Stine						1																																
13	FONSECA Natalia											12	SOLBERG Silje																																						
16	ALMEIDA Teresa											13	BRATTSET DALE Kari						2	1	1																														
17	DOMBAXI Wuta						3					16	LUNDE Katrine																																						
20	PASCOAL Stelvia						1					20	JACOBSEN Marit						1																																
21	CAZANGA Magda						3		2			23	HERREM Camilla								2																														
25	VENANCIO Liliana						1		2			24	SOLBERG ISAKSEN Sanna						7																																
35	CARLOS Azenaide											25	BREISTOEL Kristine						2																																
90	GUIALO Isabel						6					26	TOMAC Marta																																						

Off.A	CRUZ Filipe					Off.A	HERGEIRSSON Thorir	1			
Off.B	NETO Edgar					Off.B	LARSEN Tonje				
Off.C	CHUMA Jose					Off.C	OLSSON Mats				
Off.D	CALISTER Marina					Off.D	MARKUSSEN Nina Agnete				
						Off.E	LERAAND Nils Ivar				

A	Signatures of responsables for the teams (Off.A)										B
Remarks of referees / IHF Official											

Referees	GARCIA Mariana (ARG)				Signatures	PAOLANTONI Maria Ines (ARG)				Signatures
Technical Officials	TK: VARTANYAN Stella (RUS)					SK: VOJIC Arijana (BIH)				
IHF Official	RATZ Felix (SUI)									

Note: Number of 7m scored/awarded to resp. B, goals (G), yellow cards (YC), red cards (RC), red card after 3rd 2' suspension (X), direct red card (D) and blue cards (BC).



Results

結果 / Résultats

ANG 21 - 30 NOR (10 - 15) (11 - 15)

Match 11

Referees: GARCIA M / PAOLANTONI MI (ARG)

ANG - Angola

Players		Shots									Punishments			
No.	Name	G/S	%	6m	Wing	9m	7m	FB	BT	EG	YC	2Min	RC	BC
5	QUIZELETE Marilia													
6	MACHADO Juliana	0/1	0	0/1										
8	PAULO Helena	0/2	0	0/2										
9	SANTOS Natalia	1/3	33		0/1		0/1	1/1						
10	KASSOMA Albertina	6/7	86	5/6						1/1				
12	SOUSA Helena													
13	FONSECA Natalia													
16	ALMEIDA Teresa													
17	DOMBAXI Wuta	3/4	75	3/4										
20	PASCOAL Stelvia	1/2	50	0/1		1/1								
21	CAZANGA Magda	3/8	38	2/2		1/6							2	
25	VENANCIO Liliana	1/3	33	1/3									2	
35	CARLOS Azenaide	0/2	0	0/2										
90	GUIALO Isabel	6/9	67			3/5	3/4							
Bench/Team														
Totals		21/41	51	11/21	0/1	5/12	3/5	1/1		1/1			4	

Goalkeepers		Saves								
No.	Name	S/S	%	6m	Wing	9m	7m	FB	BT	
12	SOUSA Helena	2/11	18	2/5	0/2		0/3	0/1		
16	ALMEIDA Teresa	2/22	9	1/7	1/6	0/4	0/3	0/1	0/1	
EG		1								
Totals		4/34	12	3/12	1/8	0/4	0/6	0/2	0/1	

NOR - Norway

Players		Shots									Punishments			
No.	Name	G/S	%	6m	Wing	9m	7m	FB	BT	EG	YC	2Min	RC	BC
2	REISTAD Henny	4/8	50	2/5		2/3								
4	KRISTIANSEN Veronica	6/7	86	3/4		1/1	1/1	1/1						
5	FRAFJORD Marit Malm													
7	SKOGRAND Stine	1/3	33		1/3									
9	MOERK Nora	6/8	75	1/2		0/1	5/5							
10	BREDAL OFTEDAL Stine	1/2	50	0/1					1/1					
12	SOLBERG Silje													
13	BRATTSET DALE Kari	2/4	50	0/2				1/1		1/1	1	1		
16	LUNDE Katrine													
20	JACOBSEN Marit	1/2	50		1/2									
23	HERREM Camilla	0/1	0	0/1									2	
24	SOLBERG ISAKSEN Sanna	7/9	78	2/3	5/6									
25	BREISTOEL Kristine	2/2	100	1/1		1/1								
26	TOMAC Marta													
Bench/Team											1			
Totals		30/46	65	9/19	7/11	4/6	6/6	2/2	1/1	1/1	2	3		

Goalkeepers		Saves								
No.	Name	S/S	%	6m	Wing	9m	7m	FB	BT	
12	SOLBERG Silje	0/1	0	0/1						
16	LUNDE Katrine	14/33	42	6/16	1/1	7/12	0/3	0/1		
EG		1								
Totals		14/35	40	6/17	1/1	7/12	0/3	0/1		

RUNNING SCORE ANG - NOR

1st Half	
0 (1') 1	MOERK N
1 (2') 1	CAZANGA M
2 (5') 1	GUIALO I
2 (5') 2	MOERK N
2 (6') 3	MOERK N
3 (7') 3	GUIALO I
4 (8') 3	GUIALO I
4 (9') 4	KRISTIANSEN V
4 (10') 5	KRISTIANSEN V
5 (11') 5	KASSOMA A
6 (12') 5	GUIALO I
6 (16') 6	BRATTSET DALE K
6 (18') 7	BREDAL OFTEDAL S
6 (19') 8	KRISTIANSEN V
7 (19') 8	KASSOMA A
7 (20') 9	REISTAD H
8 (23') 9	SANTOS N
8 (23') 10	SOLBERG ISAKSEN S
8 (25') 11	JACOBSEN M
8 (26') 12	REISTAD H
9 (27') 12	GUIALO I
9 (29') 13	KRISTIANSEN V
9 (29') 14	BRATTSET DALE K
10 (30') 14	KASSOMA A
10 (30') 15	MOERK N

2nd Half	
11 (31') 15	GUIALO I
11 (32') 16	REISTAD H
11 (32') 17	SOLBERG ISAKSEN S
11 (34') 18	SKOGRAND S
11 (36') 19	SOLBERG ISAKSEN S
11 (37') 20	SOLBERG ISAKSEN S
12 (37') 20	CAZANGA M
13 (39') 20	DOMBAXI W
13 (40') 21	SOLBERG ISAKSEN S
14 (40') 21	KASSOMA A
15 (41') 21	KASSOMA A
15 (42') 22	MOERK N
16 (42') 22	DOMBAXI W
16 (43') 23	MOERK N
16 (45') 24	BREISTOEL K
17 (46') 24	KASSOMA A
18 (48') 24	PASCOAL S
18 (50') 25	BREISTOEL K
19 (52') 25	VENANCIO L
19 (53') 26	KRISTIANSEN V
19 (54') 27	SOLBERG ISAKSEN S
19 (55') 28	SOLBERG ISAKSEN S
19 (59') 29	KRISTIANSEN V
20 (60') 29	DOMBAXI W
20 (60') 30	REISTAD H
21 (60') 30	CAZANGA M

Legend:							
%	Efficiency	2Min	2-Minute Suspensions	6m	6-metre Shots	7m	7-metre Shots
9m	9-metre Shots	BC	Blue Cards	BT	Breakthroughs	D	Direct Red Card
EG	Empty Goal	FB	Fast Breaks	G/S	Goals/Shots	No.	Uniform Number
RC	Red Cards	S/S	Saves/Shots	Wing	Wing Shots	X	Red Card After 3rd 2-Minute Suspension
YC	Yellow Cards						



Match Team Statistics

チームの試合統計 / Statistiques du match par équipe

Match 11

ANG 21 - 30 NOR
(10 - 15) (11 - 15)

Referees: GARCIA M / PAOLANTONI MI (ARG)

ANG - Angola

Players		Shots									Offence		Defence		Punishments			TP		
No.	Name	G/S	%	6m	Wing	9m	7m	FB	BT	EG	AS	TO	ST	BS	YC	2Min	RC		BC	
5	QUIZELETE Marilia																			5:36
6	MACHADO Juliana	0/1	0	0/1								1								11:42
8	PAULO Helena	0/2	0	0/2																13:01
9	SANTOS Natalia	1/3	33		0/1		0/1	1/1						2						56:04
10	KASSOMA Albertina	6/7	86	5/6						1/1	1	2		1						44:58
12	SOUSA Helena																			16:26
13	FONSECA Natalia										1	2	2							49:53
16	ALMEIDA Teresa																			41:08
17	DOMBAXI Wuta	3/4	75	3/4							2	3		1						46:54
20	PASCOAL Stelvia	1/2	50	0/1		1/1							1							6:57
21	CAZANGA Magda	3/8	38	2/2		1/6					1	3	1				2			50:33
25	VENANCIO Liliana	1/3	33	1/3										1			2			29:17
35	CARLOS Azenaide	0/2	0	0/2																9:48
90	GUIALO Isabel	6/9	67			3/5	3/4				4									37:43
Bench/Team												1								
Totals		21/41	51	11/21	0/1	5/12	3/5	1/1		1/1	9	13	5	3			4			

Goalkeepers		Total Shots		6m Shots		Wing Shots		9m Shots		7m Shots		Fast Breaks		Breakthroughs	
No.	Name	S/S	%	S/S	%	S/S	%	S/S	%	S/S	%	S/S	%	S/S	%
12	SOUSA Helena	2/11	18	2/5	40	0/2	0			0/3	0	0/1	0		
16	ALMEIDA Teresa	2/22	9	1/7	14	1/6	17	0/4	0	0/3	0	0/1	0	0/1	0
EG		1													
Totals		4/34	12	3/12	25	1/8	13	0/4	0	0/6	0	0/2	0	0/1	0

Team Shots	Goals	Saves	Missed	Post	Blocked	Total	%
6m Shots	11	6	1	1	2	21	52
Wing Shots		1				1	0
9m Shots	5	7				12	42
7m Shots	3		2		N/A	5	60
Fast Breaks	1					1	100
Breakthroughs							
Empty Goal	1	N/A				1	100
Totals	21	14	3	1	2	41	51

Number of Attacks: 54, Scoring Efficiency: 39%



Match Team Statistics

チームの試合統計 / Statistiques du match par équipe

Match 11

ANG 21 - 30 NOR
 (10 - 15) (11 - 15)

Referees: GARCIA M / PAOLANTONI MI (ARG)

ANG - Angola

Shots Distribution

Players

Goals / Shots

5 QUIZELETE M	6 MACHADO J	8 PAULO H	9 SANTOS N	10 KASSOMA A	12 SOUSA H	13 FONSECA N
	0/1	0/1	1/1 0/1	2/2 1/1 2/3		
		1-Missed	1-Missed			

16 ALMEIDA T	17 DOMBAXI W	20 PASCOAL S	21 CAZANGA M	25 VENANCIO L	35 CARLOS A	90 GUIALO I
	2/2 1/1		0/1 0/1 2/2	1/1 0/2		2/2 0/1 1/1
	1-Blocked	1-Blocked			1-Post	1-Missed

Team
Goals / Shots


3/4	2/2	3/4
0/6	1/3	2/4
6/7	1/1	3/4

3-Missed 1-Post 2-Blocked

Offence

Defence

Goalkeepers
Saves / Shots



0/1	1/1	0/6
0/2	0/1	
1/10	2/3	0/10

12 SOUSA H

		0/1
0/1		
1/4	1/1	0/4

16 ALMEIDA T

0/1	1/1	0/5
0/1		
0/6	1/2	0/6



Match Team Statistics

チームの試合統計 / Statistiques du match par équipe

Match 11

ANG 21 - 30 NOR
(10 - 15) (11 - 15)

Referees: GARCIA M / PAOLANTONI MI (ARG)

NOR - Norway

Players		Shots									Offence		Defence		Punishments			TP	
No.	Name	G/S	%	6m	Wing	9m	7m	FB	BT	EG	AS	TO	ST	BS	YC	2Min	RC		BC
2	REISTAD Henry	4/8	50	2/5		2/3					6	3							32:22
4	KRISTIANSEN Veronica	6/7	86	3/4		1/1	1/1	1/1			1		1						33:36
5	FRAFJORD Marit Malm																		33:15
7	SKOGRAND Stine	1/3	33		1/3							2							45:15
9	MOERK Nora	6/8	75	1/2		0/1	5/5				2	2	1						30:00
10	BREDAL OFTEDAL Stine	1/2	50	0/1					1/1		2	3							43:20
12	SOLBERG Silje																		2:29
13	BRATTSET DALE Kari	2/4	50	0/2				1/1		1/1	2	1	1	2	1	1			57:35
16	LUNDE Katrine																		54:22
20	JACOBSEN Marit	1/2	50		1/2						1								14:51
23	HERREM Camilla	0/1	0	0/1								1					2		14:16
24	SOLBERG ISAKSEN Sanna	7/9	78	2/3	5/6						1								49:21
25	BREISTOEL Kristine	2/2	100	1/1		1/1													9:18
26	TOMAC Marta																		
	Bench/Team															1			
Totals		30/46	65	9/19	7/11	4/6	6/6	2/2	1/1	1/1	15	12	3	2	2	3			

Goalkeepers		Total Shots		6m Shots		Wing Shots		9m Shots		7m Shots		Fast Breaks		Breakthroughs	
No.	Name	S/S	%	S/S	%	S/S	%	S/S	%	S/S	%	S/S	%	S/S	%
12	SOLBERG Silje	0/1	0	0/1	0										
16	LUNDE Katrine	14/33	42	6/16	38	1/1	100	7/12	58	0/3	0	0/1	0		
	EG	1													
Totals		14/35	40	6/17	35	1/1	100	7/12	58	0/3	0	0/1	0		

Team Shots	Goals	Saves	Missed	Post	Blocked	Total	%
6m Shots	9	3	1	4	2	19	47
Wing Shots	7	1	2	1		11	64
9m Shots	4			1	1	6	67
7m Shots	6				N/A	6	100
Fast Breaks	2					2	100
Breakthroughs	1					1	100
Empty Goal	1	N/A				1	100
Totals	30	4	3	6	3	46	65

Number of Attacks: 54, Scoring Efficiency: 56%



Match Team Statistics

チームの試合統計 / Statistiques du match par équipe

Match 11

ANG 21 - 30 NOR
(10 - 15) (11 - 15)

Referees: GARCIA M / PAOLANTONI MI (ARG)

NOR - Norway

Shots Distribution

Players

Goals / Shots

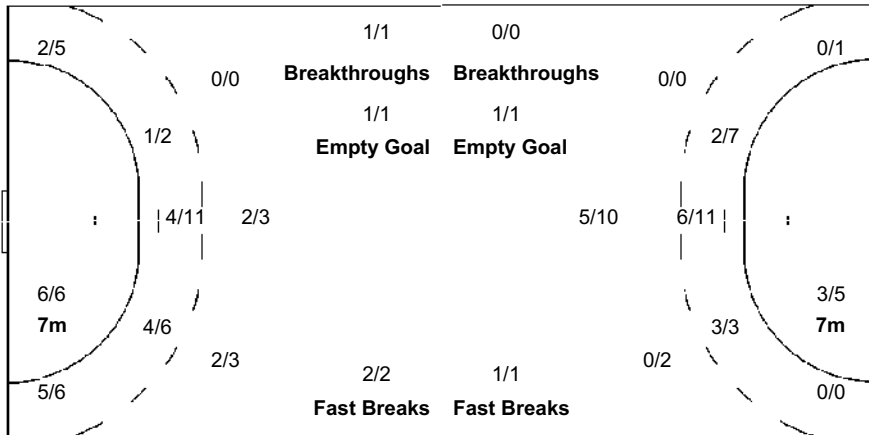
2 REISTAD H	4 KRISTIANSEN V	5 FRAFJORD MM	7 SKOGRAND S	9 MOERK N	10 BREDAL OFTEDAL S	12 SOLBERG S
1/1	1/1		1/1	4/4	1/1	
3/3	2/2		0/1	0/1		
4-Post	1-Missed		1-Missed	1-Blocked	1-Blocked	

13 BRATTSET DALE K	16 LUNDE K	20 JACOBSEN M	23 HERREM C	24 SOLBERG ISAKSEN S	25 BREISTOEL K	26 TOMAC M
0/1			0/1	1/1	2/2	
1/1		1/1		4/4		
1-Blocked		1-Missed		2-Post		

Team Goals / Shots

1/1	0/1	6/6
2/2	1/1	
9/10	1/3	10/10
3-Missed	6-Post	3-Blocked

Offence



Defence

Goalkeepers Saves / Shots

1/4	0/2	1/4
6/6	2/3	2/4
1/7	0/1	1/4

12 SOLBERG S

0/1		

16 LUNDE K

1/3	0/2	1/4
6/6	2/2	2/4
1/7	0/1	1/4

Legend:		
%	Efficiency	
AS	Assists	
EG	Empty Goal	
RC	Red Cards	
Wing	Wing Shots	
2Min	2-Minute Suspensions	
BC	Blue Cards	
FB	Fast Breaks	
S/S	Saves/Shots	
X	Red Card After 3rd 2-Minute Suspension	
6m	6 metre Shots	
BS	Blocked Shots	
G/S	Goals/Shots	
ST	Steals	
YC	Yellow Cards	
7m	7-metre Shots	
BT	Breakthroughs	
N/A	Not Applicable	
TO	Turnover	
9m	9-metre Shots	
D	Direct Red Card	
No.	Uniform Number	
TP	Time Played	



Empty Goal Analysis

無人ゴール 分析 / Analyses des attaques avec but vide

Match 11

ANG 21 - 30 NOR
(10 - 15) (11 - 15)

Referees: GARCIA M / PAOLANTONI MI (ARG)

ATTACKS DURING OWN EMPTY GOAL SITUATION

Players on Court	Attacks		Goals		Saves		Missed		Blocked		Post		Turnovers		Scoring Efficiency -		Goals Against	
	ANG	NOR	ANG	NOR	ANG	NOR	ANG	NOR	ANG	NOR	ANG	NOR	ANG	NOR	ANG	%NOR	ANG	NOR
7 Against 6		1		1												100		
6 Against 6	4	3	1	1	1						1	2	1	25	33		1	1
Others																		
Total:	4	4	1	2	1						1	2	1	25	50		1	1

GOALS/ATTACKS DURING OWN EMPTY GOAL SITUATION - ANALYSIS OF OCCURRENCE (in 5 min intervals)

Players on Court	1st Half											
	0-5		5-10		10-15		15-20		20-25		25-30	
	ANG	NOR	ANG	NOR	ANG	NOR	ANG	NOR	ANG	NOR	ANG	NOR
7 Against 6				1/1								
6 Against 6				1/1		0/1			0/1			1/2
Others												
Total:				2/2		0/1			0/1			1/2

Players on Court	2nd Half											
	30-35		35-40		40-45		45-50		50-55		55-60	
	ANG	NOR	ANG	NOR	ANG	NOR	ANG	NOR	ANG	NOR	ANG	NOR
7 Against 6												
6 Against 6						0/1	0/1					
Others												
Total:						0/1	0/1					

GOALS/ATTACKS DURING OWN EMPTY GOAL SITUATION - ANALYSIS BY DURATION

Team	<15 sec.	15-30 sec.	30-45 sec.	45-60 sec.	>60 sec.
ANG		0/2	0/1	1/1	
NOR		1/1	1/2		0/1

SUBSTITUTION SUMMARY

Players	ANG	NOR
Goalkeeper <-> Goalkeeper	6	1
Court Player <-> Goalkeeper	6	10
Court Player <-> Court Player	67	78
Total:	79	89



Match Report

試合レポート / Compte rendu du match

Team A										Team B																																									
A										B																																									
FRA - France										ESP - Spain																																									
played in										in the hall										on										at										Spectators										Match Number	
Tokyo										Yoyogi National Stadium										TUE 27 JUL 2021										21:30																				12	
Half-time (30')		A		B		End of playing time		A		B		1st overtime		A		B		2nd overtime		A		B		After penalty throws		A		B																							
7/10		12		12				25		28																																									
Number of 7m		A		Team time-out								Full name of players and officials								Team time-out		B		Number of 7m																											
		7/10		1 24:12		2 39:04		3 55:58												1 15:55		2 51:52		3		5/5																									
No.	Team A							G	YC	2'	RC	BC	No.	Team B							G	YC	2'	RC	BC																										
2	NOCANDY Meline												2	LOPEZ HERRERO Marta							3					1																									
4	COATANEPA Pauline							5					4	MARTIN BERENQUER Carmen Dolores							6																														
6	VALENTINI Chloe							2					10	CESAREO ROMERO Elisabet							2					1																									
7	PINEAU Allison							5					12	NAVARRO GIMENEZ Silvia																																					
8	LASSOURCE Coralie							1					16	CASTELLANOS SOANEZ Mercedes																																					
10	ZAADI DEUNA Grace							4					25	PENA ABAURREA Nerea																																					
12	LEYNAUD Amandine												27	GONZALEZ ORTEGA Lara							2					1																									
15	NIAKATE Kalidiatou												30	LOPEZ JIMENEZ Soledad							2																														
16	DARLEUX Cleopatre												34	FERNANDEZ FRAGA Alicia							2																														
20	FLIPPES Laura							2					39	RODRIGUEZ RODRIGUEZ Almudena Maria							4					1																									
24	EDWIGE Beatrice							1	1	1			44	HERNANDEZ SERRADOR Ainhoa							1	1																													
26	FOPPA Pauletta							4					62	ARCOS POVEDA Paula							1																														
27	NZE MINKO Estelle							1		2			86	CABRAL BARBOSA Alexandrina							4																														
64	LACRABERE Alexandra												99	GONZALEZ ALVAREZ Mireya							1					1																									

Off.A	KRUMBHOLZ Olivier	1							Off.A	VIVER ARZA Carlos Enrique	1							
Off.B	GARDILLOU Sebastien								Off.B	PRADES PONS Jose Ignacio								
Off.C	CONORT Cindy								Off.C	CUESTA CUADRADAS Robert								
Off.D	TERZI Pierre								Off.D	FLORES LOZANO Cesareo								
Off.E	GILLET Pierre								Off.E	ALONSO BERNARDO Jessica								

A	Signatures of responsables for the teams (Off.A)										B
Remarks of referees / IHF Official											

Referees	Signatures					Signatures				
	BRUNNER Arthur (SUI)					SALAH Morad (SUI)				
Technical Officials										
	TK: ADJEMIAN Teodoro (ARG)					SK: SEDREZ Salvio (BRA)				
IHF Official										
	POSAVEC Josip (CRO)									

Note: Number of 7m scored/awarded to resp. B, goals (G), yellow cards (YC), red cards (RC), red card after 3rd 2' suspension (X), direct red card (D) and blue cards (BC).



Results

結果 / Résultats

FRA 25 - 28 ESP
(12 - 12) (13 - 16)

Match 12

Referees: BRUNNER A / SALAH M (SUI)

FRA - France

Players		Shots									Punishments			
No.	Name	G/S	%	6m	Wing	9m	7m	FB	BT	EG	YC	2Min	RC	BC
2	NOCANDY Meline	0/1	0	0/1										
4	COATANEA Pauline	5/7	71	1/1	3/5			1/1						
6	VALENTINI Chloe	2/2	100		1/1			1/1						
7	PINEAU Allison	5/7	71	1/2			4/5							
8	LASSOURCE Coralie	1/1	100					1/1						
10	ZAADI DEUNA Grace	4/9	44	0/3		1/1	3/5							
12	LEYNAUD Amandine													
15	NIAKATE Kalidiatou													
16	DARLEUX Cleopatre													
20	FLIPPES Laura	2/3	67	2/3										
24	EDWIGE Beatrice	1/3	33	1/3							1	1		
26	FOPPA Pauletta	4/4	100	4/4										
27	NZE MINKO Estelle	1/4	25	1/3				0/1					2	
64	LACRABERE Alexandra													
Bench/Team											1			
Totals		25/41	61	10/20	4/6	1/1	7/10	3/4			2	3		

Goalkeepers		Saves							
No.	Name	S/S	%	6m	Wing	9m	7m	FB	BT
12	LEYNAUD Amandine	6/22	27	2/8	1/3	3/4	0/3	0/2	0/2
16	DARLEUX Cleopatre	3/15	20	2/6	0/4	1/2	0/2	0/1	0/2
Totals		9/37	24	4/14	1/7	4/6	0/5	0/3	0/2

ESP - Spain

Players		Shots									Punishments			
No.	Name	G/S	%	6m	Wing	9m	7m	FB	BT	EG	YC	2Min	RC	BC
2	LOPEZ HERRERO Marta	3/3	100		3/3									
4	MARTIN BERENGUER Carmen Dolores	6/7	86		1/2		4/4	1/1						
10	CESAREO ROMERO Elisabet	2/3	67	2/3									1	
12	NAVARRO GIMENEZ Silvia													
16	CASTELLANOS SOANEZ Mercedes													
25	PENA ABAURREA Nerea	0/2	0	0/1		0/1								
27	GONZALEZ ORTEGA Lara	2/4	50	1/2		0/1			1/1				1	
30	LOPEZ JIMENEZ Soledad	2/2	100		1/1			1/1						
34	FERNANDEZ FRAGA Alicia	2/2	100	1/1			1/1							
39	RODRIGUEZ RODRIGUEZ Almudena Maria	4/6	67	3/4		1/2							1	
44	HERNANDEZ SERRADOR Ainhoa	1/1	100	1/1							1			
62	ARCOS POVEDA Paula	1/1	100		1/1									
86	CABRAL BARBOSA Alexandrina	4/6	67	2/2		1/3		1/1						
99	GONZALEZ ALVAREZ Mireya	1/2	50			0/1			1/1				1	
Bench/Team											1			
Totals		28/39	72	10/14	6/7	2/8	5/5	3/3	2/2		2	5		

Goalkeepers		Saves							
No.	Name	S/S	%	6m	Wing	9m	7m	FB	BT
12	NAVARRO GIMENEZ Silvia	1/12	8	0/3	0/2		1/6	0/1	
16	CASTELLANOS SOANEZ Mercedes	4/18	22	4/11	0/2	0/1	0/2	0/2	
Totals		5/30	17	4/14	0/4	0/1	1/8	0/3	

RUNNING SCORE

FRA - ESP	
1st Half	
LASSOURCE C	1 (5') 0
	1 (8') 1 GONZALEZ ORTEGA L
NZE MINKO E	2 (8') 1
COATANEA P	3 (8') 1
	3 (10') 2 MARTIN BERENGUER C
COATANEA P	4 (10') 2
	4 (11') 3 GONZALEZ ORTEGA L
	4 (12') 4 HERNANDEZ SERRADOR
ZAADI DEUNA G	5 (13') 4
PINEAU A	6 (15') 4
PINEAU A	7 (16') 4
	7 (17') 5 MARTIN BERENGUER C
FOPPA P	8 (18') 5
	8 (19') 6 CABRAL BARBOSA A
PINEAU A	9 (20') 6
	9 (22') 7 LOPEZ JIMENEZ S
	9 (23') 8 LOPEZ JIMENEZ S
FOPPA P	10 (24') 8
	10 (25') 9 CABRAL BARBOSA A
FOPPA P	11 (27') 9
	11 (27') 10 CESAREO ROMERO E
	11 (28') 11 CABRAL BARBOSA A
	11 (29') 12 FERNANDEZ FRAGA A
COATANEA P	12 (30') 12

2nd Half	
	12 (33') 13 LOPEZ HERRERO M
ZAADI DEUNA G	13 (33') 13
	13 (34') 14 FERNANDEZ FRAGA A
ZAADI DEUNA G	14 (34') 14
	14 (36') 15 CESAREO ROMERO E
	14 (37') 16 RODRIGUEZ RODRIGU.
	14 (38') 17 LOPEZ HERRERO M
	14 (40') 18 ARCOS POVEDA P
COATANEA P	15 (40') 18
FLIPPES L	16 (42') 18
	16 (43') 19 LOPEZ HERRERO M
PINEAU A	17 (44') 19
	17 (46') 20 RODRIGUEZ RODRIGU.
ZAADI DEUNA G	18 (47') 20
	18 (48') 21 RODRIGUEZ RODRIGU.
	18 (49') 22 RODRIGUEZ RODRIGU.
	18 (50') 23 CABRAL BARBOSA A
VALENTINI C	19 (50') 23
COATANEA P	20 (52') 23
VALENTINI C	21 (53') 23
	21 (54') 24 MARTIN BERENGUER C
FLIPPES L	22 (54') 24
	22 (55') 25 MARTIN BERENGUER C
FOPPA P	23 (56') 25
	23 (56') 26 GONZALEZ ALVAREZ M
	23 (58') 27 MARTIN BERENGUER C
PINEAU A	24 (59') 27
	24 (60') 28 MARTIN BERENGUER C
EDWIGE B	25 (60') 28

Legend:							
%	Efficiency	2Min	2-Minute Suspensions	6m	6-metre Shots	7m	7-metre Shots
9m	9-metre Shots	BC	Blue Cards	BT	Breakthroughs	D	Direct Red Card
EG	Empty Goal	FB	Fast Breaks	G/S	Goals/Shots	No.	Uniform Number
RC	Red Cards	S/S	Saves/Shots	Wing	Wing Shots	X	Red Card After 3rd 2-Minute Suspension
YC	Yellow Cards						



Match Team Statistics

チームの試合統計 / Statistiques du match par équipe

Match 12

FRA 25 - 28 ESP

(12 - 12) (13 - 16)

Referees: BRUNNER A / SALAH M (SUI)

FRA - France

Players		Shots									Offence		Defence		Punishments			TP		
No.	Name	G/S	%	6m	Wing	9m	7m	FB	BT	EG	AS	TO	ST	BS	YC	2Min	RC		BC	
2	NOCANDY Meline	0/1	0	0/1																14:25
4	COATANEA Pauline	5/7	71	1/1	3/5			1/1			1	1	1							52:47
6	VALENTINI Chloe	2/2	100		1/1			1/1				1								33:36
7	PINEAU Allison	5/7	71	1/2			4/5				1									20:06
8	LASSOURCE Coralie	1/1	100					1/1				1								26:15
10	ZAADI DEUNA Grace	4/9	44	0/3		1/1	3/5				1	3		1						34:17
12	LEYNAUD Amandine																			39:20
15	NIAKATE Kalidiatou												1							17:31
16	DARLEUX Cleopatre																			18:29
20	FLIPPES Laura	2/3	67	2/3							6	2	1							44:15
24	EDWIGE Beatrice	1/3	33	1/3												1	1			35:07
26	FOPPA Pauletta	4/4	100	4/4							3	2								31:30
27	NZE MINKO Estelle	1/4	25	1/3				0/1			3							2		38:40
64	LACRABERE Alexandra										1	1								13:42
Bench/Team																1				
Totals		25/41	61	10/20	4/6	1/1	7/10	3/4			16	12	2	1	2	3				

Goalkeepers		Total Shots		6m Shots		Wing Shots		9m Shots		7m Shots		Fast Breaks		Breakthroughs	
No.	Name	S/S	%	S/S	%	S/S	%	S/S	%	S/S	%	S/S	%	S/S	%
12	LEYNAUD Amandine	6/22	27	2/8	25	1/3	33	3/4	75	0/3	0	0/2	0	0/2	0
16	DARLEUX Cleopatre	3/15	20	2/6	33	0/4	0	1/2	50	0/2	0	0/1	0		
Totals		9/37	24	4/14	29	1/7	14	4/6	67	0/5	0	0/3	0	0/2	0

Team Shots	Goals	Saves	Missed	Post	Blocked	Total	%
6m Shots	10	4	4	2		20	50
Wing Shots	4			2		6	67
9m Shots	1					1	100
7m Shots	7	1	1	1	N/A	10	70
Fast Breaks	3			1		4	75
Breakthroughs							
Empty Goal		N/A					
Totals	25	5	5	6		41	61

Number of Attacks: 49, Scoring Efficiency: 51%



Match Team Statistics

チームの試合統計 / Statistiques du match par équipe

Match 12

FRA 25 - 28 ESP
(12 - 12) (13 - 16)

Referees: BRUNNER A / SALAH M (SUI)

FRA - France

Shots Distribution

Players

Goals / Shots


2 NOCANDY M	4 COATANEA P	6 VALENTINI C	7 PINEAU A	8 LASSOURCE C	10 ZAADI DEUNA G	12 LEYNAUD A
0/1	1/1				1/1	
	3/3	1/1	1/1	1/1	0/1	2/2
	1/1		1/1			1/1
	2-Post		1-Missed 1-Post		3-Missed 1-Post	

15 NIAKATE K	16 DARLEUX C	20 FLIPPES L	24 EDWIGE B	26 FOPPA P	27 NZE MINKO E	64 LACRABERE A
		2/2				
			0/2	1/1	1/1	1/1
			1/1		1/1	
		1-Missed			2-Post	

Team Goals / Shots

4/5		
7/7	1/4	6/7
4/4	1/1	2/2
5-Missed	6-Post	

Offence



Defence

Goalkeepers Saves / Shots

0/2	2/6	0/1
3/8	2/2	0/2
1/10	0/1	1/5

12 LEYNAUD A		
0/1	1/2	0/1
3/5	1/1	0/2
0/5	0/1	1/4

16 DARLEUX C		
0/1	1/4	
0/3	1/1	
1/5		0/1



Match Team Statistics

チームの試合統計 / Statistiques du match par équipe

Match 12

FRA 25 - 28 ESP

(12 - 12) (13 - 16)

Referees: BRUNNER A / SALAH M (SUI)

ESP - Spain

Players		Shots									Offence		Defence		Punishments			TP	
No.	Name	G/S	%	6m	Wing	9m	7m	FB	BT	EG	AS	TO	ST	BS	YC	2Min	RC		BC
2	LOPEZ HERRERO Marta	3/3	100		3/3						1	1				1			29:07
4	MARTIN BERENQUER Carmen Dolores	6/7	86		1/2		4/4	1/1			1	1	1						28:49
10	CESAREO ROMERO Elisabet	2/3	67	2/3												1			27:03
12	NAVARRO GIMENEZ Silvia																		16:02
16	CASTELLANOS SOANEZ Mercedes																		40:25
25	PENA ABAURREA Nerea	0/2	0	0/1		0/1					2	4							21:57
27	GONZALEZ ORTEGA Lara	2/4	50	1/2		0/1			1/1		2					1			43:15
30	LOPEZ JIMENEZ Soledad	2/2	100		1/1			1/1				1							10:42
34	FERNANDEZ FRAGA Alicia	2/2	100	1/1			1/1				3	1							22:16
39	RODRIGUEZ RODRIGUEZ Almudena Maria	4/6	67	3/4		1/2					2					1			40:26
44	HERNANDEZ SERRADOR Ainhoa	1/1	100	1/1							1	1			1				34:47
62	ARCOS POVEDA Paula	1/1	100		1/1						1								48:11
86	CABRAL BARBOSA Alexandrina	4/6	67	2/2		1/3		1/1			2	1	1						33:46
99	GONZALEZ ALVAREZ Mireya	1/2	50			0/1			1/1		1						1		23:14
Bench/Team																1			
Totals		28/39	72	10/14	6/7	2/8	5/5	3/3	2/2		16	10	2		2	5			

Goalkeepers		Total Shots		6m Shots		Wing Shots		9m Shots		7m Shots		Fast Breaks		Breakthroughs	
No.	Name	S/S	%	S/S	%	S/S	%	S/S	%	S/S	%	S/S	%	S/S	%
12	NAVARRO GIMENEZ Silvia	1/12	8	0/3	0	0/2	0			1/6	17	0/1	0		
16	CASTELLANOS SOANEZ Mercedes	4/18	22	4/11	36	0/2	0	0/1	0	0/2	0	0/2	0		
Totals		5/30	17	4/14	29	0/4	0	0/1	0	1/8	13	0/3	0		

Team Shots	Goals	Saves	Missed	Post	Blocked	Total	%
6m Shots	10	4				14	71
Wing Shots	6	1				7	86
9m Shots	2	4		1	1	8	25
7m Shots	5				N/A	5	100
Fast Breaks	3					3	100
Breakthroughs	2					2	100
Empty Goal		N/A					
Totals	28	9		1	1	39	72

Number of Attacks: 49, Scoring Efficiency: 57%



Match Team Statistics

チームの試合統計 / Statistiques du match par équipe

Match 12

FRA 25 - 28 ESP
(12 - 12) (13 - 16)

Referees: BRUNNER A / SALAH M (SUI)

ESP - Spain

Shots Distribution

Players

Goals / Shots

2 LOPEZ HERRERO M	4 MARTIN BERENGUER C	10 CESAREO ROMERO E	12 NAVARRO GIMENEZ S	16 CASTELLANOS SOANEZ	25 PENNA ABAURREA N	27 GONZALEZ ORTEGA L
1/1	2/2 1/1				0/1	1/2
2/2	1/1 1/1	1/2 1/1				1/1 0/1

1-Blocked

30 LOPEZ JIMENEZ S	34 FERNANDEZ FRAGA A	39 RODRIGUEZ RODRIGU.	44 HERNANDEZ SERRADOR	62 ARCOS POVEDA P	86 CABRAL BARBOSA A	99 GONZALEZ ALVAREZ M
	1/1	0/1		1/1	1/1 0/1	
1/1	1/1	2/2 0/1			1/1 1/1	0/1
1/1		1/1 1/1	1/1		1/1 1/1	1/1

1-Post

Team

Goals / Shots

2/2	4/6	1/1
5/8	0/2	2/2
9/10	1/1	4/5


1-Post 1-Blocked

Offence

Defence

Goalkeepers

Saves / Shots



1/5		
0/7	3/4	1/7
0/4	0/1	0/2

12 NAVARRO GIMENEZ S

0/2		
0/2	1/1	0/3
0/1	0/1	0/2

16 CASTELLANOS SOANEZ

1/3		
0/5	2/3	1/4
0/3		

Legend:						
% Efficiency	2Min 2-Minute Suspensions	6m 6 metre Shots	7m 7-metre Shots	9m 9-metre Shots		
AS Assists	BC Blue Cards	BS Blocked Shots	BT Breakthroughs	D Direct Red Card		
EG Empty Goal	FB Fast Breaks	G/S Goals/Shots	N/A Not Applicable	No. Uniform Number		
RC Red Cards	S/S Saves/Shots	ST Steals	TO Turnover	TP Time Played		
Wing Wing Shots	X Red Card After 3rd 2-Minute Suspension	YC Yellow Cards				



Empty Goal Analysis

無人ゴール 分析 / Analyses des attaques avec but vide

Match 12

FRA 25 - 28 ESP

(12 - 12) (13 - 16)

Referees: BRUNNER A / SALAH M (SUI)

ATTACKS DURING OWN EMPTY GOAL SITUATION

Players on Court	Attacks		Goals		Saves		Missed		Blocked		Post		Turnovers		Scoring Efficiency -		Goals Against	
	FRA	ESP	FRA	ESP	FRA	ESP	FRA	ESP	FRA	ESP	FRA	ESP	FRA	ESP	FRA	%ESP	FRA	ESP
7 Against 6		1		1												100		
6 Against 6	3	4	1	1	1	1					2			2	33	25		
Others		1		1												100		
Total:	3	6	1	3	1	1					2			2	33	50		

GOALS/ATTACKS DURING OWN EMPTY GOAL SITUATION - ANALYSIS OF OCCURRENCE (in 5 min intervals)

Players on Court	1st Half											
	0-5		5-10		10-15		15-20		20-25		25-30	
	FRA	ESP	FRA	ESP	FRA	ESP	FRA	ESP	FRA	ESP	FRA	ESP
7 Against 6												
6 Against 6						0/1				0/1		1/1
Others												
Total:						0/1				0/1		1/1

Players on Court	2nd Half											
	30-35		35-40		40-45		45-50		50-55		55-60	
	FRA	ESP	FRA	ESP	FRA	ESP	FRA	ESP	FRA	ESP	FRA	ESP
7 Against 6										1/1		
6 Against 6	1/1									0/1	0/2	
Others		1/1										
Total:	1/1	1/1								1/2	0/2	

GOALS/ATTACKS DURING OWN EMPTY GOAL SITUATION - ANALYSIS BY DURATION

Team	<15 sec.	15-30 sec.	30-45 sec.	45-60 sec.	>60 sec.
FRA		0/2	1/1		
ESP		0/1	2/4	1/1	

SUBSTITUTION SUMMARY

Players	FRA	ESP
Goalkeeper <-> Goalkeeper	2	9
Court Player <-> Goalkeeper	10	14
Court Player <-> Court Player	68	47
Total:	80	70



Match Report

試合レポート / Compte rendu du match

Team A										Team B																																									
A										B																																									
NED - Netherlands										ANG - Angola																																									
played in										in the hall										on										at										Spectators										Match Number	
Tokyo										Yoyogi National Stadium										THU 29 JUL 2021										09:00																				13	
Half-time (30')		A		B		End of playing time		A		B		1st overtime		A		B		2nd overtime		A		B		After penalty throws		A		B																							
		17		15				37		28																																									
Number of 7m		A		Team time-out						Full name of players and officials										Team time-out						B		Number of 7m																							
4/5				1		2		3												1		2		3		1/3																									
		18:49		45:24																																															
No.	Team A						G	YC	2'	RC	BC	No.	Team B						G	YC	2'	RC	BC																												
6	van der HEIJDEN Laura						3					5	QUIZELETE Marilia						1					1																											
7	BONT Debbie						1					6	MACHADO Juliana						3					1																											
8	ABBINGH Lois						6					8	PAULO Helena						1																																
10	SNELDER Danick						1					9	SANTOS Natalia						3																																
12	van WETERING Bo						7					10	KASSOMA Albertina						5					1																											
17	GROOT Nycke											12	SOUSA Helena																																						
18	DULFER Kelly						5	1				13	FONSECA Natalia						1																																
19	FRERIKS Merel						2		1			16	ALMEIDA Teresa																																						
20	SMITS Inger						3					17	DOMBAXI Wuta						2																																
24	SMEETS Martine						1					20	PASCOAL Stelvia																																						
26	MALESTEIN Angela						5					21	CAZANGA Magda						1					1																											
30	DUIJNDAM Rinka											25	VENANCIO Liliana						1					1																											
33	WESTER Tess											35	CARLOS Azenaide						2																																
48	HOUSHEER Dione						3				D		90	GUIALO Isabel						8																															

Off.A	MAYONNADE Emmanuel					Off.A	CRUZ Filipe				
Off.B	ANDRYUSHINA Ekaterina					Off.B	NETO Edgar				
Off.C	van den BRINK Rinke					Off.C	CHUMA Jose				
Off.D	KLIJN Debbie					Off.D	CALISTER Marina				

A	Signatures of responsables for the teams (Off.A)										B
Remarks of referees / IHF Official											

Referees	Signatures		Signatures	
	ELSAIED Heidi (EGY)		ELSAIED Yasmina (EGY)	
Technical Officials	TK: VARTANYAN Stella (RUS)		SK: VOJIC Arijana (BIH)	
IHF Official	ADJEMIAN Teodoro (ARG)			

Note: Number of 7m scored/awarded to resp. B, goals (G), yellow cards (YC), red cards (RC), red card after 3rd 2' suspension (X), direct red card (D) and blue cards (BC).



Results

結果 / Résultats

Match 13

NED 37 - 28 ANG

(17 - 15) (20 - 13)

Referees: ELSAIED H / ELSAIED Y (EGY)

NED - Netherlands

Players		Shots									Punishments			
No.	Name	G/S	%	6m	Wing	9m	7m	FB	BT	EG	YC	2Min	RC	BC
6	van der HEIJDEN Laura	3/4	75	1/2		2/2								
7	BONT Debbie	1/1	100							1/1				
8	ABBINGH Lois	6/8	75	1/1	1/1	1/2	3/3			0/1				
10	SNELDER Danick	1/2	50	0/1				1/1						
12	van WETERING Bo	7/7	100		7/7									
17	GROOT Nycke													
18	DULFER Kelly	5/7	71	3/3		0/1			1/2	1/1	1			
19	FRERIKS Merel	2/2	100	2/2									1	
20	SMITS Inger	3/6	50	2/4		0/1			1/1					
24	SMEETS Martine	1/3	33		1/2			0/1						
26	MALESTEIN Angela	5/9	56	0/1	3/5		1/2	1/1						
30	DUIJNDAM Rinka													
33	WESTER Tess													
48	HOUSHEER Dione	3/4	75			3/4								D
Bench/Team														
Totals		37/53	70	9/14	12/15	6/10	4/5	2/3	2/3	2/3	1	1	1	

Goalkeepers		Saves							
No.	Name	S/S	%	6m	Wing	9m	7m	FB	BT
30	DUIJNDAM Rinka	4/17	24	3/14	1/1	0/1	0/1		
33	WESTER Tess	5/20	25	2/7	0/5	2/5	1/1	0/2	
Totals		9/37	24	5/21	1/6	2/6	1/2	0/2	

ANG - Angola

Players		Shots									Punishments			
No.	Name	G/S	%	6m	Wing	9m	7m	FB	BT	EG	YC	2Min	RC	BC
5	QUIZELETE Marilia	1/2	50	1/1	0/1									
6	MACHADO Juliana	3/3	100	1/1	2/2									
8	PAULO Helena	1/3	33	1/1		0/1	0/1							
9	SANTOS Natalia	3/5	60	0/1	2/2			1/2						
10	KASSOMA Albertina	5/7	71	4/6			1/1					1		
12	SOUSA Helena													
13	FONSECA Natalia	1/2	50		1/2									
16	ALMEIDA Teresa													
17	DOMBAXI Wuta	2/3	67	1/1		0/1		1/1						
20	PASCOAL Stelvia													
21	CAZANGA Magda	1/5	20	1/4		0/1							1	
25	VENANCIO Liliana	1/3	33	1/3									1	
35	CARLOS Azenaide	2/6	33	0/3		2/3								
90	GUIALO Isabel	8/16	50	6/10		2/5	0/1							
Bench/Team														
Totals		28/55	51	16/31	5/7	4/11	1/3	2/3					5	

Goalkeepers		Saves							
No.	Name	S/S	%	6m	Wing	9m	7m	FB	BT
12	SOUSA Helena	7/32	22	2/9	3/11	1/4	0/4	1/2	0/2
16	ALMEIDA Teresa	1/11	9	1/3	0/4	0/3		0/1	
EG			2						
Totals		8/45	18	3/12	3/15	1/7	0/4	1/3	0/2

RUNNING SCORE	
NED - ANG	
1st Half	
HOUSHEER D	1 (1') 0
DULFER K	2 (2') 0
	2 (2') 1 GUIALO I
van WETERING B	3 (3') 1
ABBINGH L	4 (3') 1
	4 (5') 2 CAZANGA M
van WETERING B	5 (5') 2
	5 (8') 3 SANTOS N
	5 (9') 4 FONSECA N
	5 (9') 5 VENANCIO L
ABBINGH L	6 (10') 5
HOUSHEER D	7 (12') 5
van WETERING B	8 (14') 5
DULFER K	9 (15') 5
	9 (16') 6 DOMBAXI W
	9 (16') 7 GUIALO I
ABBINGH L	10 (17') 7
	10 (17') 8 PAULO H
van WETERING B	11 (18') 8
DULFER K	12 (18') 8
MALESTEIN A	13 (19') 8
	13 (20') 9 CARLOS A
	13 (21') 10 SANTOS N
	13 (22') 11 MACHADO J
SMITS I	14 (23') 11
	14 (25') 12 MACHADO J
ABBINGH L	15 (26') 12
	15 (26') 13 SANTOS N
	15 (29') 14 GUIALO I
ABBINGH L	16 (29') 14
	16 (30') 15 KASSOMA A
van der HEIJDEN L	17 (30') 15
2nd Half	
DULFER K	18 (31') 15
van der HEIJDEN L	19 (33') 15
	19 (33') 16 DOMBAXI W
van der HEIJDEN L	20 (34') 16
BONT D	21 (35') 16
	21 (35') 17 GUIALO I
SMITS I	22 (36') 17
	22 (40') 18 GUIALO I
ABBINGH L	23 (40') 18
SMEETS M	24 (41') 18
SNELDER D	25 (42') 18
	25 (43') 19 GUIALO I
SMITS I	26 (45') 19
	26 (48') 20 QUIZELETE M
MALESTEIN A	27 (48') 20
	27 (48') 21 KASSOMA A
van WETERING B	28 (48') 21
	28 (50') 22 MACHADO J
	28 (51') 23 CARLOS A
van WETERING B	29 (51') 23
FRERIKS M	30 (52') 23
FRERIKS M	31 (53') 23
	31 (55') 24 GUIALO I
van WETERING B	32 (55') 24
HOUSHEER D	33 (56') 24
MALESTEIN A	34 (57') 24
	34 (57') 25 KASSOMA A
MALESTEIN A	35 (58') 25
	35 (58') 26 KASSOMA A
MALESTEIN A	36 (59') 26
	36 (59') 27 GUIALO I
DULFER K	37 (60') 27
	37 (60') 28 KASSOMA A



Results

結果 / Résultats

Match 13

Legend:							
%	Efficiency	2Min	2-Minute Suspensions	6m	6-metre Shots	7m	7-metre Shots
9m	9-metre Shots	BC	Blue Cards	BT	Breakthroughs	D	Direct Red Card
EG	Empty Goal	FB	Fast Breaks	G/S	Goals/Shots	No.	Uniform Number
RC	Red Cards	S/S	Saves/Shots	Wing	Wing Shots	X	Red Card After 3rd 2-Minute Suspension
YC	Yellow Cards						



Match Team Statistics

チームの試合統計 / Statistiques du match par équipe

Match 13

NED 37 - 28 ANG

(17 - 15) (20 - 13)

Referees: ELSAIED H / ELSAIED Y (EGY)

NED - Netherlands

Players		Shots									Offence		Defence		Punishments			TP		
No.	Name	G/S	%	6m	Wing	9m	7m	FB	BT	EG	AS	TO	ST	BS	YC	2Min	RC		BC	
6	van der HEIJDEN Laura	3/4	75	1/2		2/2					1	1		1						25:39
7	BONT Debbie	1/1	100							1/1		1								33:52
8	ABBINGH Lois	6/8	75	1/1	1/1	1/2	3/3			0/1	1	4								24:28
10	SNELDER Danick	1/2	50	0/1				1/1			2	1								37:28
12	van WETERING Bo	7/7	100		7/7						1									30:38
17	GROOT Nycke										5	1		1						37:46
18	DULFER Kelly	5/7	71	3/3		0/1			1/2	1/1	4	2	1	2	1					49:33
19	FRERIKS Merel	2/2	100	2/2							1	1		1		1				23:30
20	SMITS Inger	3/6	50	2/4		0/1			1/1		2									30:44
24	SMEETS Martine	1/3	33		1/2			0/1			1		1							28:50
26	MALESTEIN Angela	5/9	56	0/1	3/5		1/2	1/1					1							25:34
30	DUIJNDAM Rinka																			29:29
33	WESTER Tess																			30:00
48	HOUSHEER Dione	3/4	75			3/4					3	2							D	12:29
Bench/Team												1								
Totals		37/53	70	9/14	12/15	6/10	4/5	2/3	2/3	2/3	21	14	3	5	1	1	1			

Goalkeepers		Total Shots		6m Shots		Wing Shots		9m Shots		7m Shots		Fast Breaks		Breakthroughs	
No.	Name	S/S	%	S/S	%	S/S	%	S/S	%	S/S	%	S/S	%	S/S	%
30	DUIJNDAM Rinka	4/17	24	3/14	21	1/1	100	0/1	0	0/1	0				
33	WESTER Tess	5/20	25	2/7	29	0/5	0	2/5	40	1/1	100	0/2	0		
Totals		9/37	24	5/21	24	1/6	17	2/6	33	1/2	50	0/2	0		

Team Shots	Goals	Saves	Missed	Post	Blocked	Total	%
6m Shots	9	3		1	1	14	64
Wing Shots	12	3				15	80
9m Shots	6	1		1	2	10	60
7m Shots	4		1		N/A	5	80
Fast Breaks	2	1				3	67
Breakthroughs	2			1		3	67
Empty Goal	2	N/A	1			3	67
Totals	37	8	2	3	3	53	70

Number of Attacks: 63, Scoring Efficiency: 59%



Match Team Statistics

チームの試合統計 / Statistiques du match par équipe

Match 13

NED 37 - 28 ANG
(17 - 15) (20 - 13)

Referees: ELSAIED H / ELSAIED Y (EGY)

NED - Netherlands

Shots Distribution

Players


Goals / Shots

6 van der HEIJDEN L	7 BONT D	8 ABBINGH L	10 SNELDER D	12 van WETERING B	17 GROOT N	18 DULFER K
2/2						0/1
1/1		1/1		1/1		
	1/1					1/1
		1/1	3/3			1/1
		1-Missed	1-Blocked			1-Post
19 FRERIKS M	20 SMITS I	24 SMEETS M	26 MALESTEIN A	30 DUIJNDAM R	33 WESTER T	48 HOUSHEER D
			1/1	1/2		
1/1		0/1	1/1	0/1		2/2
	1/1		1/1	0/1		
		0/1	1/1	0/1	1/1	
	2-Post	1-Blocked	1-Missed			1-Blocked

Team Goals / Shots

3/4	1/2	6/6
9/10	0/1	6/7
2/2	3/5	7/8
2-Missed	3-Post	3-Blocked

Offence



Goalkeepers Saves / Shots

0/6	1/1	0/2
1/5	4/4	0/3
1/7	0/1	2/8

30 DUIJNDAM R

0/2	1/1	0/1
1/2	2/2	0/2
0/2		0/5

33 WESTER T

0/4		0/1
0/3	2/2	0/1
1/5	0/1	2/3



Match Team Statistics

チームの試合統計 / Statistiques du match par équipe

Match 13

NED 37 - 28 ANG

(17 - 15) (20 - 13)

Referees: ELSAIED H / ELSAIED Y (EGY)

ANG - Angola

Players		Shots									Offence		Defence		Punishments			TP	
No.	Name	G/S	%	6m	Wing	9m	7m	FB	BT	EG	AS	TO	ST	BS	YC	2Min	RC		BC
5	QUIZELETE Marilia	1/2	50	1/1	0/1								1			1			16:54
6	MACHADO Juliana	3/3	100	1/1	2/2							1	1			1			40:12
8	PAULO Helena	1/3	33	1/1		0/1	0/1						3						23:54
9	SANTOS Natalia	3/5	60	0/1	2/2			1/2											46:04
10	KASSOMA Albertina	5/7	71	4/6			1/1				1	1		3		1			45:32
12	SOUSA Helena											1							43:09
13	FONSECA Natalia	1/2	50		1/2														20:16
16	ALMEIDA Teresa																		9:33
17	DOMBAXI Wuta	2/3	67	1/1		0/1		1/1			1	2	1						41:10
20	PASCOAL Stelvia																		
21	CAZANGA Magda	1/5	20	1/4		0/1						2	2			1			32:53
25	VENANCIO Liliana	1/3	33	1/3									1			1			41:18
35	CARLOS Azenaide	2/6	33	0/3		2/3						2							16:47
90	GUIALO Isabel	8/16	50	6/10		2/5	0/1				8	1	1						42:18
	Bench/Team																		
	Totals	28/55	51	16/31	5/7	4/11	1/3	2/3			10	13	7	3		5			

Goalkeepers		Total Shots		6m Shots		Wing Shots		9m Shots		7m Shots		Fast Breaks		Breakthroughs	
No.	Name	S/S	%	S/S	%	S/S	%	S/S	%	S/S	%	S/S	%	S/S	%
12	SOUSA Helena	7/32	22	2/9	22	3/11	27	1/4	25	0/4	0	1/2	50	0/2	0
16	ALMEIDA Teresa	1/11	9	1/3	33	0/4	0	0/3	0			0/1	0		
	EG	2													
	Totals	8/45	18	3/12	25	3/15	20	1/7	14	0/4	0	1/3	33	0/2	0

Team Shots	Goals	Saves	Missed	Post	Blocked	Total	%
6m Shots	16	5	5	2	3	31	52
Wing Shots	5	1		1		7	71
9m Shots	4	2	1	2	2	11	36
7m Shots	1	1		1	N/A	3	33
Fast Breaks	2		1			3	67
Breakthroughs							
Empty Goal		N/A					
Totals	28	9	7	6	5	55	51

Number of Attacks: 63, Scoring Efficiency: 44%



Match Team Statistics

チームの試合統計 / Statistiques du match par équipe

Match 13

NED 37 - 28 ANG
(17 - 15) (20 - 13)

Referees: ELSAIED H / ELSAIED Y (EGY)

ANG - Angola

Players
Goals / Shots


Shots Distribution

5 QUIZELETE M	6 MACHADO J	8 PAULO H	9 SANTOS N	10 KASSOMA A	12 SOUSA H	13 FONSECA N
0/1	1/1		1/1			
	1/1		1/2			
				2/2		
	1/1					
		1/1		1/1		
						1/1
		1-Post	1-Blocked	1-Missed	1-Missed	1-Post

16 ALMEIDA T	17 DOMBAXI W	20 PASCOAL S	21 CAZANGA M	25 VENANCIO L	35 CARLOS A	90 GUIALO I
					1/1	3/3
	1/1		1/1	0/2		0/1
					0/1	2/2
				1/1	1/1	1/2
						2/4
	1-Missed		1-Missed	1-Blocked	1-Missed	1-Post
			1-Blocked	1-Missed	1-Post	2-Blocked
					2-Missed	1-Post
						1-Blocked

Team Goals / Shots

6/6	0/1	2/2
4/5	0/4	3/3
6/7	1/1	6/8
7-Missed	6-Post	5-Blocked



Goalkeepers Saves / Shots

1/4	1/2	0/6
1/10	1/1	1/7
0/2	2/5	1/8

12 SOUSA H

1/3	1/1	0/4
1/7		1/7
	2/4	1/6

16 ALMEIDA T

0/1	0/1	0/2
0/2	1/1	
0/2		0/2

Legend:

%	Efficiency	2Min	2-Minute Suspensions	6m	6 metre Shots	7m	7-metre Shots	9m	9-metre Shots
AS	Assists	BC	Blue Cards	BS	Blocked Shots	BT	Breakthroughs	D	Direct Red Card
EG	Empty Goal	FB	Fast Breaks	G/S	Goals/Shots	N/A	Not Applicable	No.	Uniform Number
RC	Red Cards	S/S	Saves/Shots	ST	Steals	TO	Turnover	TP	Time Played
Wing	Wing Shots	X	Red Card After 3rd 2-Minute Suspension	YC	Yellow Cards				



Empty Goal Analysis

無人ゴール 分析 / Analyses des attaques avec but vide

Match 13

NED 37 - 28 ANG

(17 - 15) (20 - 13)

Referees: ELSAIED H / ELSAIED Y (EGY)

ATTACKS DURING OWN EMPTY GOAL SITUATION

Players on Court	Attacks		Goals		Saves		Missed		Blocked		Post		Turnovers		Scoring Efficiency -		Goals Against	
	NED	ANG	NED	ANG	NED	ANG	NED	ANG	NED	ANG	NED	ANG	NED	ANG	NED	%ANG	NED	ANG
7 Against 6		9		5		1				2			2			56		2
6 Against 6	1	8	1	2		2		2					3		100	25		
Others		1		0		1										0		
Total:	1	18	1	7		4		2		2			5		100	39		2

GOALS/ATTACKS DURING OWN EMPTY GOAL SITUATION - ANALYSIS OF OCCURRENCE (in 5 min intervals)

Players on Court	1st Half											
	0-5		5-10		10-15		15-20		20-25		25-30	
	NED	ANG	NED	ANG	NED	ANG	NED	ANG	NED	ANG	NED	ANG
7 Against 6										2/2		2/3
6 Against 6				0/1		0/3		1/2				
Others								0/1				
Total:				0/1		0/3				2/2		2/3

Players on Court	2nd Half											
	30-35		35-40		40-45		45-50		50-55		55-60	
	NED	ANG	NED	ANG	NED	ANG	NED	ANG	NED	ANG	NED	ANG
7 Against 6		1/4										
6 Against 6									1/2		1/1	
Others												
Total:		1/4							1/2		1/1	

GOALS/ATTACKS DURING OWN EMPTY GOAL SITUATION - ANALYSIS BY DURATION

Team	<15 sec.	15-30 sec.	30-45 sec.	45-60 sec.	>60 sec.
NED		1/1			
ANG	3/3	3/13	0/1		1/1

SUBSTITUTION SUMMARY

Players	NED	ANG
Goalkeeper <-> Goalkeeper	0	2
Court Player <-> Goalkeeper	2	39
Court Player <-> Court Player	73	80
Total:	75	121



Match Report

試合レポート / Compte rendu du match

Team A										Team B																																									
A										B																																									
ESP - Spain										BRA - Brazil																																									
played in										in the hall										on										at										Spectators										Match Number	
Tokyo										Yoyogi National Stadium										THU 29 JUL 2021										11:00																				14	
Half-time (30')		A		B		End of playing time		A		B		1st overtime		A		B		2nd overtime		A		B		After penalty throws		A		B																							
		13		13				27		23																																									
Number of 7m		A		Team time-out						Full name of players and officials										Team time-out						B		Number of 7m																							
6/6				1		2		3												1		2		3		1/2																									
				15:24		51:24		58:11												26:58		36:01		54:44																											
No.	Team A						G	YC	2'	RC	BC	No.	Team B						G	YC	2'	RC	BC																												
2	LOPEZ HERRERO Marta						2					2	de PAULA Bruna						8																																
4	MARTIN BERENQUER Carmen Dolores						2					3	DO NASCIMENTO Alexandra						3																																
10	CESAREO ROMERO Elisabet						1			D		7	de ARAUJO Tamires						2		1																														
12	NAVARRO GIMENEZ Silvia											9	RODRIGUES BELO Ana Paula						2																																
16	CASTELLANOS SOANEZ Mercedes											12	ARENHART Barbara																																						
25	PENA ABAURREA Nerea						7					18	AMORIM TALESKA Eduarda						2	1	1																														
27	GONZALEZ ORTEGA Lara						3		1			20	ARAUJO Larissa						1																																
30	LOPEZ JIMENEZ Soledad						4					21	CARDOSO Adriana						1																																
34	FERNANDEZ FRAGA Alicia											22	VIEIRA Samara						1																																
39	RODRIGUEZ RODRIGUEZ Almudena Maria						1					23	GUARIEIRO Giulia								1																														
44	HERNANDEZ SERRADOR Ainhoa						2					30	BITOLO Gabriela																																						
62	ARCOS POVEDA Paula											49	MATIELI Patricia						2																																
86	CABRAL BARBOSA Alexandrina						3					87	de ARRUDA Renata																																						
99	GONZALEZ ALVAREZ Mireya						2					91	VENTURA Livia						1																																

Off.A	VIVER ARZA Carlos Enrique	1				Off.A	SOLAR ABERASTURI Juan Carlos				
Off.B	PRADES PONS Jose Ignacio					Off.B	DUENAS de GALARZA Jorge				
Off.C	CUESTA CUADRADAS Robert					Off.C	da ROCHA SILVA Cristiano				
Off.D	FLORES LOZANO Cesareo					Off.D	SANTOS ROCHA Jessica				
Off.E	ALONSO BERNARDO Jessica					Off.E	CASAGRANDE HERDEIRO A. F.				

A	Signatures of responsables for the teams (Off.A)										B
Remarks of referees / IHF Official											

Referees	Signatures		Signatures	
	HANSEN Mads (DEN)		MADSEN Jesper (DEN)	
Technical Officials	Signatures		Signatures	
	TK: HAGEN Monika (SWE)		SK: MARIC Branka (SRB)	
IHF Official	Signatures		Signatures	
	REISINGER Gerhard (AUT)			

Note: Number of 7m scored/awarded to resp. B, goals (G), yellow cards (YC), red cards (RC), red card after 3rd 2' suspension (X), direct red card (D) and blue cards (BC).



Results

結果 / Résultats

Match 14

ESP 27 - 23 BRA

(13 - 13) (14 - 10)

Referees: HANSEN M / MADSEN J (DEN)

ESP - Spain

Players		Shots									Punishments			
No.	Name	G/S	%	6m	Wing	9m	7m	FB	BT	EG	YC	2Min	RC	BC
2	LOPEZ HERRERO Marta	2/3	67	1/1	1/2									
4	MARTIN BERENGUER Carmen Dolores	2/2	100				1/1			1/1				
10	CESAREO ROMERO Elisabet	1/1	100	1/1									D	
12	NAVARRO GIMENEZ Silvia													
16	CASTELLANOS SOANEZ Mercedes													
25	PENA ABAURREA Nerea	7/8	88	4/5			3/3							
27	GONZALEZ ORTEGA Lara	3/3	100	2/2		1/1						1		
30	LOPEZ JIMENEZ Soledad	4/5	80		4/5									
34	FERNANDEZ FRAGA Alicia	0/1	0	0/1										
39	RODRIGUEZ RODRIGUEZ Almudena Maria	1/2	50	1/2										
44	HERNANDEZ SERRADOR Ainhoa	2/2	100	2/2										
62	ARCOS POVEDA Paula	0/1	0	0/1										
86	CABRAL BARBOSA Alexandrina	3/7	43	1/3	0/1		2/2			0/1				
99	GONZALEZ ALVAREZ Mireya	2/3	67	2/3										
Bench/Team											1			
Totals		27/38	71	14/21	5/8	1/1	6/6			1/2	1	1	1	

Goalkeepers		Saves							
No.	Name	S/S	%	6m	Wing	9m	7m	FB	BT
12	NAVARRO GIMENEZ Silvia	18/39	46	11/21	1/1	5/12		1/3	0/2
16	CASTELLANOS SOANEZ Mercedes	0/2	0	0/1			0/1		
Totals		18/41	44	11/22	1/1	5/12	0/1	1/3	0/2

BRA - Brazil

Players		Shots									Punishments			
No.	Name	G/S	%	6m	Wing	9m	7m	FB	BT	EG	YC	2Min	RC	BC
2	de PAULA Bruna	8/16	50	3/9		3/4		1/2	1/1					
3	DO NASCIMENTO Alexandra	3/5	60	1/1	0/2		1/1	1/1						
7	de ARAUJO Tamires	2/5	40	2/5								1		
9	RODRIGUES BELO Ana Paula	2/5	40	1/3		0/1			1/1					
12	ARENHART Barbara													
18	AMORIM TALESKA Eduarda	2/8	25	0/3		2/5					1	1		
20	ARAUJO Larissa	1/1	100			1/1								
21	CARDOSO Adriana	1/2	50	1/1			0/1							
22	VIEIRA Samara	1/4	25	0/3		1/1								
23	GUARIEIRO Giulia												1	
30	BITOLO Gabriela													
49	MATIELI Patricia	2/2	100	2/2										
87	de ARRUDA Renata													
91	VENTURA Livia	1/1	100	1/1										
Bench/Team														
Totals		23/49	47	11/28	0/2	7/12	1/2	2/3	2/2		1	3		

Goalkeepers		Saves							
No.	Name	S/S	%	6m	Wing	9m	7m	FB	BT
12	ARENHART Barbara	3/17	18	3/12	0/1	0/1	0/3		
87	de ARRUDA Renata	3/15	20	2/7	1/5		0/3		
EG		1							
Totals		6/33	18	5/19	1/6	0/1	0/6		

RUNNING SCORE	
ESP - BRA	
1st Half	
0 (3')	1 MATIELI P
0 (4')	2 de PAULA B
GONZALEZ ORTEGA L	1 (5') 2
	1 (6') 3 AMORIM TALESKA E
RODRIGUEZ RODRIGU.	2 (8') 3
	2 (9') 4 MATIELI P
PENA ABAURREA N	3 (11') 4
	3 (11') 5 de PAULA B
	3 (12') 6 de PAULA B
MARTIN BERENGUER C	4 (13') 6
MARTIN BERENGUER C	5 (14') 6
	5 (16') 7 VENTURA L
	5 (17') 8 DO NASCIMENTO
	5 (18') 9 de ARAUJO T
GONZALEZ ORTEGA L	6 (21') 9
	6 (21') 10 VIEIRA S
LOPEZ JIMENEZ S	7 (22') 10
PENA ABAURREA N	8 (23') 10
PENA ABAURREA N	9 (25') 10
LOPEZ HERRERO M	10 (26') 10
	10 (26') 11 de PAULA B
LOPEZ JIMENEZ S	11 (27') 11
CESAREO ROMERO E	12 (27') 11
	12 (29') 12 CARDOSO A
LOPEZ JIMENEZ S	13 (30') 12
	13 (30') 13 ARAUJO L

2nd Half	
HERNANDEZ SERRADOR	14 (31') 13
	14 (32') 14 de PAULA B
PENA ABAURREA N	15 (33') 14
GONZALEZ ORTEGA L	16 (33') 14
GONZALEZ ALVAREZ M	17 (35') 14
PENA ABAURREA N	18 (37') 14
	18 (37') 15 de PAULA B
LOPEZ HERRERO M	19 (38') 15
	19 (39') 16 DO NASCIMENTO
GONZALEZ ALVAREZ M	20 (40') 16
	20 (41') 17 DO NASCIMENTO
PENA ABAURREA N	21 (42') 17
	21 (42') 18 AMORIM TALESKA E
	21 (46') 19 RODRIGUES BELO AP
	21 (47') 20 de PAULA B
CABRAL BARBOSA A	22 (53') 20
CABRAL BARBOSA A	23 (54') 20
CABRAL BARBOSA A	24 (55') 20
	24 (56') 21 RODRIGUES BELO AP
PENA ABAURREA N	25 (57') 21
	25 (58') 22 de PAULA B
HERNANDEZ SERRADOR	26 (59') 22
	26 (60') 23 de ARAUJO T
LOPEZ JIMENEZ S	27 (60') 23

Legend:							
%	Efficiency	2Min	2-Minute Suspensions	6m	6-metre Shots	7m	7-metre Shots
9m	9-metre Shots	BC	Blue Cards	BT	Breakthroughs	D	Direct Red Card
EG	Empty Goal	FB	Fast Breaks	G/S	Goals/Shots	No.	Uniform Number
RC	Red Cards	S/S	Saves/Shots	Wing	Wing Shots	X	Red Card After 3rd 2-Minute Suspension
YC	Yellow Cards						



Match Team Statistics

チームの試合統計 / Statistiques du match par équipe

Match 14

ESP 27 - 23 BRA

(13 - 13) (14 - 10)

Referees: HANSEN M / MADSEN J (DEN)

ESP - Spain

Players		Shots									Offence		Defence		Punishments			TP	
No.	Name	G/S	%	6m	Wing	9m	7m	FB	BT	EG	AS	TO	ST	BS	YC	2Min	RC		BC
2	LOPEZ HERRERO Marta	2/3	67	1/1	1/2							1							32:14
4	MARTIN BERENQUER Carmen Dolores	2/2	100				1/1			1/1	1		1						27:18
10	CESAREO ROMERO Elisabet	1/1	100	1/1							1							D	22:10
12	NAVARRO GIMENEZ Silvia										1	1							58:10
16	CASTELLANOS SOANEZ Mercedes																		0:31
25	PENA ABAURREA Nerea	7/8	88	4/5			3/3				5	2							26:05
27	GONZALEZ ORTEGA Lara	3/3	100	2/2		1/1					1	1		2		1			37:21
30	LOPEZ JIMENEZ Soledad	4/5	80		4/5														47:33
34	FERNANDEZ FRAGA Alicia	0/1	0	0/1							2	3							19:57
39	RODRIGUEZ RODRIGUEZ Almudena Maria	1/2	50	1/2							1	2							29:41
44	HERNANDEZ SERRADOR Ainhoa	2/2	100	2/2								2							39:41
62	ARCOS POVEDA Paula	0/1	0	0/1								1							12:01
86	CABRAL BARBOSA Alexandrina	3/7	43	1/3	0/1		2/2			0/1			1						44:51
99	GONZALEZ ALVAREZ Mireya	2/3	67	2/3							4	2							22:27
Bench/Team												1				1			
Totals		27/38	71	14/21	5/8	1/1	6/6			1/2	16	16	2	2	1	1	1		

Goalkeepers		Total Shots		6m Shots		Wing Shots		9m Shots		7m Shots		Fast Breaks		Breakthroughs	
No.	Name	S/S	%	S/S	%	S/S	%	S/S	%	S/S	%	S/S	%	S/S	%
12	NAVARRO GIMENEZ Silvia	18/39	46	11/21	52	1/1	100	5/12	42			1/3	33	0/2	0
16	CASTELLANOS SOANEZ Mercedes	0/2	0	0/1	0					0/1	0				
Totals		18/41	44	11/22	50	1/1	100	5/12	42	0/1	0	1/3	33	0/2	0

Team Shots	Goals	Saves	Missed	Post	Blocked	Total	%
6m Shots	14	5			2	21	67
Wing Shots	5	1	1	1		8	63
9m Shots	1					1	100
7m Shots	6				N/A	6	100
Fast Breaks							
Breakthroughs							
Empty Goal	1	N/A	1			2	50
Totals	27	6	2	1	2	38	71

Number of Attacks: 52, Scoring Efficiency: 52%



Match Team Statistics

チームの試合統計 / Statistiques du match par équipe

Match 14

ESP 27 - 23 BRA
 (13 - 13) (14 - 10)

Referees: HANSEN M / MADSEN J (DEN)

ESP - Spain

Shots Distribution

Players

Goals / Shots

2 LOPEZ HERRERO M	4 MARTIN BERENGUER C	10 CESAREO ROMERO E	12 NAVARRO GIMENEZ S	16 CASTELLANOS SOANEZ	25 PENA ABAURREA N	27 GONZALEZ ORTEGA L
		1/1			3/3	
	1/1					1/1
1/1	1/1				0/1	4/4
						1/1

1-Missed

30 LOPEZ JIMENEZ S	34 FERNANDEZ FRAGA A	39 RODRIGUEZ RODRIGU.	44 HERNANDEZ SERRADOR	62 ARCOS POVEDA P	86 CABRAL BARBOSA A	99 GONZALEZ ALVAREZ M
			1/1		1/2	
1/1	0/1	0/1		0/1		
			1/1		2/2	1/2
1/1		1/1				1/1

1-Post

1-Missed

2-Blocked

Team

Goals / Shots

5/6	2/2
2/4	1/1
6/8	3/3


2-Missed 1-Post 2-Blocked

Offence

Defence

Goalkeepers

Saves / Shots



0/1	1/4
6/9	4/4
4/10	1/9

12 NAVARRO GIMENEZ S	0/1	1/4
	6/9	4/4
	4/10	1/7

16 CASTELLANOS SOANEZ		
		0/2



Match Team Statistics

チームの試合統計 / Statistiques du match par équipe

Match 14

ESP 27 - 23 BRA

(13 - 13) (14 - 10)

Referees: HANSEN M / MADSEN J (DEN)

BRA - Brazil

Players		Shots									Offence		Defence		Punishments			TP		
No.	Name	G/S	%	6m	Wing	9m	7m	FB	BT	EG	AS	TO	ST	BS	YC	2Min	RC		BC	
2	de PAULA Bruna	8/16	50	3/9		3/4		1/2	1/1			1	2							37:20
3	DO NASCIMENTO Alexandra	3/5	60	1/1	0/2		1/1	1/1				2								48:01
7	de ARAUJO Tamires	2/5	40	2/5								1	1	2		1				46:39
9	RODRIGUES BELO Ana Paula	2/5	40	1/3		0/1			1/1		2	1								26:12
12	ARENHART Barbara																			29:19
18	AMORIM TALESKA Eduarda	2/8	25	0/3		2/5					2	2			1	1				44:31
20	ARAUJO Larissa	1/1	100			1/1					1									60:00
21	CARDOSO Adriana	1/2	50	1/1			0/1													11:18
22	VIEIRA Samara	1/4	25	0/3		1/1						1								17:36
23	GUARIEIRO Giulia												1				1			24:31
30	BITOLO Gabriela																			
49	MATIELI Patricia	2/2	100	2/2								1								29:33
87	de ARRUDA Renata																			25:42
91	VENTURA Livia	1/1	100	1/1									1							19:18
	Bench/Team											1								
Totals		23/49	47	11/28	0/2	7/12	1/2	2/3	2/2		5	10	5	2	1	3				

Goalkeepers		Total Shots		6m Shots		Wing Shots		9m Shots		7m Shots		Fast Breaks		Breakthroughs	
No.	Name	S/S	%	S/S	%	S/S	%	S/S	%	S/S	%	S/S	%	S/S	%
12	ARENHART Barbara	3/17	18	3/12	25	0/1	0	0/1	0	0/3	0				
87	de ARRUDA Renata	3/15	20	2/7	29	1/5	20			0/3	0				
	EG		1												
Totals		6/33	18	5/19	26	1/6	17	0/1	0	0/6	0				

Team Shots	Goals	Saves	Missed	Post	Blocked	Total	%
6m Shots	11	11	1	3	2	28	39
Wing Shots		1	1			2	0
9m Shots	7	5				12	58
7m Shots	1			1	N/A	2	50
Fast Breaks	2	1				3	67
Breakthroughs	2					2	100
Empty Goal		N/A					
Totals	23	18	2	4	2	49	47

Number of Attacks: 53, Scoring Efficiency: 43%



Match Team Statistics

チームの試合統計 / Statistiques du match par équipe

Match 14

ESP 27 - 23 BRA
(13 - 13) (14 - 10)

Referees: HANSEN M / MADSEN J (DEN)

BRA - Brazil

Shots Distribution

Players

Goals / Shots


2 de PAULA B	3 DO NASCIMENTO	7 de ARAUJO T	9 RODRIGUES BELO AP	12 ARENHART B E	18 AMORIM TALESKA E	20 ARAUJO L
1/3	0/1	0/2	2/4		1/1	
2/3					1/2	
1/2	2/2	1/1			0/2	1/1
2-Post 1-Blocked 1-Missed			1-Missed		1-Post	

21 CARDOSO A	22 VIEIRA S	23 GUARIEIRO G	30 BITOLO G	49 MATIELI P	87 de ARRUDA R	91 VENTURA L
	1/1					1/1
	0/1					
1/1	0/1			2/2		
1-Post	1-Blocked					

Team Goals / Shots

1/1	3/4
3/9	0/4
6/10	2/4
2-Missed 4-Post 2-Blocked	

Offence



Goalkeepers Saves / Shots

1/6	0/2
2/4	0/1
2/8	0/3
1/2	0/7

12 ARENHART B E

0/4	
1/1	0/1
2/6	0/4

87 de ARRUDA R

1/2	0/2
1/3	1/1
0/2	0/3

Legend:			
%	Efficiency	2Min	2-Minute Suspensions
AS	Assists	BC	Blue Cards
EG	Empty Goal	FB	Fast Breaks
RC	Red Cards	S/S	Saves/Shots
Wing	Wing Shots	X	Red Card After 3rd 2-Minute Suspension
6m	6 metre Shots	BS	Blocked Shots
G/S	Goals/Shots	ST	Steals
7m	7-metre Shots	YC	Yellow Cards
BT	Breakthroughs		
N/A	Not Applicable		
TO	Turnover		
9m	9-metre Shots		
D	Direct Red Card		
No.	Uniform Number		
TP	Time Played		



Empty Goal Analysis

無人ゴール 分析 / Analyses des attaques avec but vide

Match 14

ESP 27 - 23 BRA

(13 - 13) (14 - 10)

Referees: HANSEN M / MADSEN J (DEN)

ATTACKS DURING OWN EMPTY GOAL SITUATION

Players on Court	Attacks		Goals		Saves		Missed		Blocked		Post		Turnovers		Scoring Efficiency -		Goals Against	
	ESP	BRA	ESP	BRA	ESP	BRA	ESP	BRA	ESP	BRA	ESP	BRA	ESP	BRA	ESP	%BRA	ESP	BRA
7 Against 6	2	1	1	1									1		50	100		
6 Against 6	1	6	0	2				1					1	3	0	33		1
Others																		
Total:	3	7	1	3				1					2	3	33	43		1

GOALS/ATTACKS DURING OWN EMPTY GOAL SITUATION - ANALYSIS OF OCCURRENCE (in 5 min intervals)

Players on Court	1st Half											
	0-5		5-10		10-15		15-20		20-25		25-30	
	ESP	BRA	ESP	BRA	ESP	BRA	ESP	BRA	ESP	BRA	ESP	BRA
7 Against 6			1/1				1/1					
6 Against 6			0/1			0/2						1/2
Others												
Total:			1/2			0/2		1/1				1/2

Players on Court	2nd Half											
	30-35		35-40		40-45		45-50		50-55		55-60	
	ESP	BRA	ESP	BRA	ESP	BRA	ESP	BRA	ESP	BRA	ESP	BRA
7 Against 6									0/1			
6 Against 6												1/2
Others												
Total:									0/1			1/2

GOALS/ATTACKS DURING OWN EMPTY GOAL SITUATION - ANALYSIS BY DURATION

Team	<15 sec.	15-30 sec.	30-45 sec.	45-60 sec.	>60 sec.
ESP		0/1	1/2		
BRA	0/1	1/2	1/2	1/2	

SUBSTITUTION SUMMARY

Players	ESP	BRA
Goalkeeper <-> Goalkeeper	4	3
Court Player <-> Goalkeeper	8	14
Court Player <-> Court Player	78	85
Total:	90	102



Match Report

試合レポート / Compte rendu du match

Team A										Team B																			
A										B																			
JPN - Japan										KOR - Republic of Korea																			
played in					in the hall					on					at					Spectators					Match Number				
Tokyo					Yoyogi National Stadium					THU 29 JUL 2021					14:15										15				
Half-time (30')		A		B		End of playing time		A		B		1st overtime		A		B		2nd overtime		A		B		After penalty throws		A		B	
Number of 7m		A		Team time-out		Full name of players and officials										Team time-out		B		Number of 7m									
2/2		1		4:07		2		32:19		3		57:29		1		27:54		2		52:23		3		59:24		2/2			
No.	Team A						G	YC	2'	RC	BC	No.	Team B						G	YC	2'	RC	BC						
4	SUNAMI Yui											1	JU Hui																
5	SHIOTA Sayo											10	WON Seonpil																
9	YOKOSHIMA Aya						3					11	RYU Eun Hee						9		1								
12	ITANO Minami											12	JEONG Jinhui																
18	TANABE Yuki											13	KIM Yunji						1										
21	IKEHARA Ayaka											15	CHOI Sumin						2										
24	HARA Nozomi						2		1			17	SIM Haein						1										
25	OHYAMA Mana						1		1			19	KANG Eunhye																
27	SASAKI Haruno						3		1			21	JO Harang								1								
28	NAGATA Shiori											22	GIM Boeun						3										
30	KAMETANI Sakura											23	LEE Migyeong						4										
34	KONDO Maharu						7					24	KANG Kyungmin						3										
40	FUJII Shio						5					25	JUNG Yura						4										
81	ISHITATE Mayuko						3					27	KIM Jinyi								1								

Off.A	KUSHIDA Ryosuke					Off.A	SHIM Jaehong				
Off.B	IMOTO Kohjiroh					Off.B	KANG Jae Won				
Off.C	PARECKI Antoni Jerzy					Off.C	LEE Jongmoon				
Off.D	IWATANI Minako					Off.D	LEE Yu Ri				
Off.E	KIRKELY Ulrik	1				Off.E	KIM Cha Youn				

A	Signatures of responsables for the teams (Off.A)										B
Remarks of referees / IHF Official											

Referees	KURTAGIC Mirza (SWE)				Signatures	WETTERWIK Mattias (SWE)				Signatures
Technical Officials	TK: HAGEN Monika (SWE)					SK: MARIC Branka (SRB)				
IHF Official	SOOS Balazs (HUN)									

Note: Number of 7m scored/awarded to resp. B, goals (G), yellow cards (YC), red cards (RC), red card after 3rd 2' suspension (X), direct red card (D) and blue cards (BC).



Results

結果 / Résultats

JPN 24 - 27 KOR (11 - 12) (13 - 15)

Match 15

Referees: KURTAGIC M / WETTERWIK M (SWE)

JPN - Japan

Players		Shots									Punishments			
No.	Name	G/S	%	6m	Wing	9m	7m	FB	BT	EG	YC	2Min	RC	BC
4	SUNAMI Yui	0/4	0	0/2		0/2								
5	SHIOTA Sayo													
9	YOKOSHIMA Aya	3/5	60	3/5										
12	ITANO Minami													
18	TANABE Yuki													
21	IKEHARA Ayaka	0/2	0		0/2									
24	HARA Nozomi	2/2	100	1/1				1/1				1		
25	OHYAMA Mana	1/2	50	0/1					1/1			1		
27	SASAKI Haruno	3/7	43	2/4		0/2			1/1			1		
28	NAGATA Shiori	0/1	0					0/1						
30	KAMETANI Sakura													
34	KONDO Maharu	7/8	88		5/6			1/1	1/1					
40	FUJII Shio	5/5	100			3/3	2/2							
81	ISHITATE Mayuko	3/4	75	1/1		1/2			1/1					
Bench/Team											1			
Totals		24/40	60	7/14	5/8	4/9	2/2	2/3	4/4		1	3		

Goalkeepers		Saves								
No.	Name	S/S	%	6m	Wing	9m	7m	FB	BT	EG
12	ITANO Minami	7/12	58	2/5	2/2	2/3		1/2		
30	KAMETANI Sakura	10/30	33	1/8	2/2	4/13	0/2	2/3	1/2	
EG		2								
Totals		17/44	39	3/13	4/4	6/16	0/2	3/5	1/2	

KOR - Republic of Korea

Players		Shots									Punishments			
No.	Name	G/S	%	6m	Wing	9m	7m	FB	BT	EG	YC	2Min	RC	BC
1	JU Hui													
10	WON Seonpil													
11	RYU Eun Hee	9/14	64	4/4		5/8		0/1	0/1			1		
12	JEONG Jinhui													
13	KIM Yunji	1/3	33		0/1			1/2						
15	CHOI Sumin	2/5	40	1/1	0/1	0/1		1/2						
17	SIM Haein	1/2	50			1/2								
19	KANG Eunhye	0/1	0	0/1										
21	JO Harang	0/1	0		0/1							1		
22	GIM Boeun	3/4	75	2/3						1/1				
23	LEE Migyeong	4/8	50	0/2		3/4	1/1	0/1						
24	KANG Kyungmin	3/5	60	1/1		1/3			1/1					
25	JUNG Yura	4/5	80	2/2	0/1		1/1			1/1				
27	KIM Jinyi												1	
Bench/Team														
Totals		27/48	56	10/14	0/4	10/18	2/2	2/6	1/2	2/2			3	

Goalkeepers		Saves								
No.	Name	S/S	%	6m	Wing	9m	7m	FB	BT	EG
1	JU Hui	5/22	23	4/10	0/2	0/4	0/1	1/3	0/2	
12	JEONG Jinhui	7/14	50	1/2	2/5	4/4	0/1		0/2	
Totals		12/36	33	5/12	2/7	4/8	0/2	1/3	0/4	

RUNNING SCORE

JPN - KOR	
1st Half	
0 (3')	1 SIM H
0 (5')	2 JUNG Y
SASAKI H	1 (5') 2
KONDO M	2 (8') 2
	2 (8') 3 RYU EH
KONDO M	3 (9') 3
ISHITATE M	4 (12') 3
	4 (14') 4 RYU EH
	4 (15') 5 GIM B
HARA N	5 (15') 5
	5 (16') 6 KANG K
KONDO M	6 (17') 6
	6 (18') 7 RYU EH
	6 (20') 8 JUNG Y
	6 (21') 9 GIM B
	6 (23') 10 KANG K
FUJII S	7 (24') 10
	7 (24') 11 GIM B
FUJII S	8 (24') 11
	8 (25') 12 KANG K
ISHITATE M	9 (26') 12
FUJII S	10 (28') 12
YOKOSHIMA A	11 (30') 12

2nd Half	
	11 (31') 13 RYU EH
KONDO M	12 (31') 13
	12 (32') 14 CHOI S
	12 (33') 15 CHOI S
SASAKI H	13 (34') 15
	13 (34') 16 LEE M
	13 (36') 17 RYU EH
ISHITATE M	14 (38') 17
	14 (39') 18 LEE M
KONDO M	15 (40') 18
	15 (41') 19 RYU EH
FUJII S	16 (42') 19
	16 (43') 20 LEE M
	16 (44') 21 JUNG Y
FUJII S	17 (45') 21
	17 (46') 22 LEE M
OHYAMA M	18 (46') 22
KONDO M	19 (47') 22
	19 (48') 23 KIM Y
SASAKI H	20 (50') 23
	20 (52') 24 RYU EH
YOKOSHIMA A	21 (54') 24
	21 (55') 25 RYU EH
YOKOSHIMA A	22 (56') 25
KONDO M	23 (56') 25
	23 (57') 26 RYU EH
	23 (59') 27 JUNG Y
HARA N	24 (60') 27

Legend:							
%	Efficiency	2Min	2-Minute Suspensions	6m	6-metre Shots	7m	7-metre Shots
9m	9-metre Shots	BC	Blue Cards	BT	Breakthroughs	D	Direct Red Card
EG	Empty Goal	FB	Fast Breaks	G/S	Goals/Shots	No.	Uniform Number
RC	Red Cards	S/S	Saves/Shots	Wing	Wing Shots	X	Red Card After 3rd 2-Minute Suspension
YC	Yellow Cards						



Match Team Statistics

チームの試合統計 / Statistiques du match par équipe

Match 15

JPN 24 - 27 KOR

(11 - 12) (13 - 15)

Referees: KURTAGIC M / WETTERWIK M (SWE)

JPN - Japan

Players		Shots									Offence		Defence		Punishments			TP	
No.	Name	G/S	%	6m	Wing	9m	7m	FB	BT	EG	AS	TO	ST	BS	YC	2Min	RC		BC
4	SUNAMI Yui	0/4	0	0/2		0/2					2	4							32:34
5	SHIOTA Sayo												1						26:59
9	YOKOSHIMA Aya	3/5	60	3/5							1								20:18
12	ITANO Minami																		13:11
18	TANABE Yuki																		
21	IKEHARA Ayaka	0/2	0		0/2						1	1							59:48
24	HARA Nozomi	2/2	100	1/1				1/1				1					1		26:29
25	OHYAMA Mana	1/2	50	0/1					1/1		2						1		34:03
27	SASAKI Haruno	3/7	43	2/4		0/2			1/1		6	3					1		41:11
28	NAGATA Shiori	0/1	0					0/1				3		1					42:21
30	KAMETANI Sakura											1							41:44
34	KONDO Maharu	7/8	88		5/6			1/1	1/1				1						51:57
40	FUJII Shio	5/5	100			3/3	2/2				1								7:37
81	ISHITATE Mayuko	3/4	75	1/1		1/2			1/1		1	2							21:48
Bench/Team																1			
Totals		24/40	60	7/14	5/8	4/9	2/2	2/3	4/4		14	15	2	1	1	3			

Goalkeepers		Total Shots		6m Shots		Wing Shots		9m Shots		7m Shots		Fast Breaks		Breakthroughs	
No.	Name	S/S	%	S/S	%	S/S	%	S/S	%	S/S	%	S/S	%	S/S	%
12	ITANO Minami	7/12	58	2/5	40	2/2	100	2/3	67			1/2	50		
30	KAMETANI Sakura	10/30	33	1/8	13	2/2	100	4/13	31	0/2	0	2/3	67	1/2	50
EG		2													
Totals		17/44	39	3/13	23	4/4	100	6/16	38	0/2	0	3/5	60	1/2	50

Team Shots	Goals	Saves	Missed	Post	Blocked	Total	%
6m Shots	7	5			2	14	50
Wing Shots	5	2		1		8	63
9m Shots	4	4	1			9	44
7m Shots	2				N/A	2	100
Fast Breaks	2	1				3	67
Breakthroughs	4					4	100
Empty Goal		N/A					
Totals	24	12	1	1	2	40	60

Number of Attacks: 55, Scoring Efficiency: 44%



Match Team Statistics

チームの試合統計 / Statistiques du match par équipe

Match 15

JPN 24 - 27 KOR
(11 - 12) (13 - 15)

Referees: KURTAGIC M / WETTERWIK M (SWE)

JPN - Japan

Shots Distribution

Players

Goals / Shots


4 SUNAMI Y	5 SHIOTA S	9 YOKOSHIMA A	12 ITANO M	18 TANABE Y	21 IKEHARA A	24 HARA N
0/1		0/1				
0/2		2/2 1/1			0/1 0/1	1/1
1-Blocked		1-Blocked				1/1

25 OHYAMA M	27 SASAKI H	28 NAGATA S	30 KAMETANI S	34 KONDO M	40 FUJII S	81 ISHITATE M
0/1	0/2 1/1 1/1	0/1		1/1 2/2	1/1	
1/1	1/1 0/1			2/2 1/1	1/1	
	1-Missed			1-Post	3/3	1/1 0/1 2/2

Team Goals / Shots

2/4	1/1	3/4
3/4	0/1	1/3
6/6	2/4	6/9
1-Missed	1-Post	2-Blocked

Offence



Goalkeepers Saves / Shots

1/4	2/2	4/8
1/6	2/3	3/4
2/10	1/3	1/4

12 ITANO M

0/1	1/2
1/3	2/3 3/3
	0/1

30 KAMETANI S

1/3	2/2	3/6
0/3		0/1
2/10	1/1	1/4



Match Team Statistics

チームの試合統計 / Statistiques du match par équipe

Match 15

JPN 24 - 27 KOR

(11 - 12) (13 - 15)

Referees: KURTAGIC M / WETTERWIK M (SWE)

KOR - Republic of Korea

Players		Shots									Offence		Defence		Punishments			TP	
No.	Name	G/S	%	6m	Wing	9m	7m	FB	BT	EG	AS	TO	ST	BS	YC	2Min	RC		BC
1	JU Hui																		40:23
10	WON Seonpil																		4:27
11	RYU Eun Hee	9/14	64	4/4		5/8		0/1	0/1		1	1	2			1			59:50
12	JEONG Jinhui																		17:12
13	KIM Yunji	1/3	33		0/1			1/2											8:22
15	CHOI Sumin	2/5	40	1/1	0/1	0/1		1/2					1						43:43
17	SIM Haein	1/2	50			1/2					1			1					55:13
19	KANG Eunhye	0/1	0	0/1								1		1					19:26
21	JO Harang	0/1	0		0/1												1		17:10
22	GIM Boeun	3/4	75	2/3						1/1									28:45
23	LEE Migyeong	4/8	50	0/2		3/4	1/1	0/1			2	3							48:01
24	KANG Kyungmin	3/5	60	1/1		1/3			1/1		3	2	1						15:41
25	JUNG Yura	4/5	80	2/2	0/1		1/1			1/1			2						46:33
27	KIM Jinyi													1				1	15:14
	Bench/Team																		
Totals		27/48	56	10/14	0/4	10/18	2/2	2/6	1/2	2/2	7	9	5	2		3			

Goalkeepers		Total Shots		6m Shots		Wing Shots		9m Shots		7m Shots		Fast Breaks		Breakthroughs	
No.	Name	S/S	%	S/S	%	S/S	%	S/S	%	S/S	%	S/S	%	S/S	%
1	JU Hui	5/22	23	4/10	40	0/2	0	0/4	0	0/1	0	1/3	33	0/2	0
12	JEONG Jinhui	7/14	50	1/2	50	2/5	40	4/4	100	0/1	0			0/2	0
Totals		12/36	33	5/12	42	2/7	29	4/8	50	0/2	0	1/3	33	0/4	0

Team Shots	Goals	Saves	Missed	Post	Blocked	Total	%
6m Shots	10	3	1			14	71
Wing Shots		4				4	0
9m Shots	10	6		1	1	18	56
7m Shots	2				N/A	2	100
Fast Breaks	2	3	1			6	33
Breakthroughs	1	1				2	50
Empty Goal	2	N/A				2	100
Totals	27	17	2	1	1	48	56

Number of Attacks: 55, Scoring Efficiency: 49%



Match Team Statistics

チームの試合統計 / Statistiques du match par équipe

Match 15

JPN 24 - 27 KOR
(11 - 12) (13 - 15)

Referees: KURTAGIC M / WETTERWIK M (SWE)

KOR - Republic of Korea

Shots Distribution

Players

Goals / Shots

1 JU H	10 WON S	11 RYU EH	12 JEONG J	13 KIM Y	15 CHOI S	17 SIM H
		2/2			0/1	
		2/2		0/1	0/1	
		3/4		1/1	1/1	1/1
		1-Missed				1-Post
19 KANG E	21 JO H	22 GIM B	23 LEE M	24 KANG K	25 JUNG Y	27 KIM J
0/1	0/1			1/1		
		0/1	1/1	1/1	0/1	
		1/1	1/1	1/2	1/1	1/1
		1-Missed		1-Blocked		

Team

Goals / Shots


3/4	0/2	4/8
5/6	1/3	1/4
8/10	2/3	3/4
2-Missed	1-Post	1-Blocked

Offence

Defence

Goalkeepers

Saves / Shots



2/4	0/1	1/4
1/4	1/1	2/3
0/6	2/4	3/9

1 JU H

1/3	0/1	1/1
1/4	1/1	1/1
0/5	0/2	0/4

12 JEONG J

1/1		0/3
		1/2
0/1	2/2	3/5

Legend:					
% Efficiency	2Min 2-Minute Suspensions	6m 6 metre Shots	7m 7-metre Shots	9m 9-metre Shots	
AS Assists	BC Blue Cards	BS Blocked Shots	BT Breakthroughs	D Direct Red Card	
EG Empty Goal	FB Fast Breaks	G/S Goals/Shots	N/A Not Applicable	No. Uniform Number	
RC Red Cards	S/S Saves/Shots	ST Steals	TO Turnover	TP Time Played	
Wing Wing Shots	X Red Card After 3rd 2-Minute Suspension	YC Yellow Cards			



Empty Goal Analysis

無人ゴール 分析 / Analyses des attaques avec but vide

Match 15

JPN 24 - 27 KOR

(11 - 12) (13 - 15)

Referees: KURTAGIC M / WETTERWIK M (SWE)

ATTACKS DURING OWN EMPTY GOAL SITUATION

Players on Court	Attacks		Goals		Saves		Missed		Blocked		Post		Turnovers		Scoring Efficiency -		Goals Against	
	JPN	KOR	JPN	KOR	JPN	KOR	JPN	KOR	JPN	KOR	JPN	KOR	JPN	KOR	JPN	%KOR	JPN	KOR
7 Against 6	1	1	0	0		1							1		0	0	1	
6 Against 6	5	5	2	2	2	3							1	1	40	40	1	
Others	2		2												100			
Total:	8	6	4	2	2	4							2	1	50	33	2	

GOALS/ATTACKS DURING OWN EMPTY GOAL SITUATION - ANALYSIS OF OCCURRENCE (in 5 min intervals)

Players on Court	1st Half											
	0-5		5-10		10-15		15-20		20-25		25-30	
	JPN	KOR	JPN	KOR	JPN	KOR	JPN	KOR	JPN	KOR	JPN	KOR
7 Against 6								0/1				
6 Against 6			1/2		1/2			1/1				
Others												
Total:			1/2		1/2			1/2				

Players on Court	2nd Half											
	30-35		35-40		40-45		45-50		50-55		55-60	
	JPN	KOR	JPN	KOR	JPN	KOR	JPN	KOR	JPN	KOR	JPN	KOR
7 Against 6					0/1							
6 Against 6		1/2					0/1	0/1		0/1		
Others							2/2					
Total:		1/2			0/1		2/3	0/1		0/1		

GOALS/ATTACKS DURING OWN EMPTY GOAL SITUATION - ANALYSIS BY DURATION

Team	<15 sec.	15-30 sec.	30-45 sec.	45-60 sec.	>60 sec.
JPN		2/4	1/3		1/1
KOR		0/4	1/1	1/1	

SUBSTITUTION SUMMARY

Players	JPN	KOR
Goalkeeper <-> Goalkeeper	0	3
Court Player <-> Goalkeeper	22	10
Court Player <-> Court Player	102	63
Total:	124	76



Match Report

試合レポート / Compte rendu du match

Team A										Team B																																									
A										B																																									
MNE - Montenegro										NOR - Norway																																									
played in										in the hall										on										at										Spectators										Match Number	
Tokyo										Yoyogi National Stadium										THU 29 JUL 2021										16:15																				16	
Half-time (30')		A		B		End of playing time		A		B		1st overtime		A		B		2nd overtime		A		B		After penalty throws		A		B																							
		13		13				23		35																																									
Number of 7m		A		Team time-out						Full name of players and officials										Team time-out						B		Number of 7m																							
3/3		3/3		1		18:20		2		33:44		3		46:54												1		15:22		2		52:54		3		2/3															
No.	Team A						G	YC	2'	RC	BC	No.	Team B						G	YC	2'	RC	BC																												
1	RAJCIC Marina											2	REISTAD Henny						7																																
4	RADICEVIC Jovanka						6					4	KRISTIANSEN Veronica																																						
9	JAUKOVIC Durdina						5		1			5	FRAFJORD Marit Malm						1																																
10	PLETIKOSIC Matea											7	SKOGRAND Stine									1																													
13	MUGOSA Dijana						1					9	MOERK Nora						7			1																													
15	KLIKOVAC Andrea						1		1			10	BREDAL OFTEDAL Stine						6																																
16	NENEZIC Ljubica											12	SOLBERG Silje																																						
34	BRNOVIC Tatjana						4					13	BRATTSET DALE Kari						3			1																													
55	PAVICEVIC Ivona											16	LUNDE Katrine																																						
66	RAMUSOVIC Ema								1			20	JACOBSEN Marit						2																																
77	MEHMEDOVIC Majda						2		1			23	HERREM Camilla						1																																
80	DESPOTOVIC Jelena						1					24	SOLBERG ISAKSEN Sanna						6																																
96	GRBIC Itana						3					25	BREISTOEL Kristine						2																																
97	VUKCEVIC Nikolina											26	TOMAC Marta																																						

Off.A	SAVIC Maja					Off.A	HERGEIRSSON Thorir				
Off.B	POPOVIC Bojana		1			Off.B	LARSEN Tonje				
Off.C	RISTOVIC Novak					Off.C	OLSSON Mats				
Off.E	VUJOVIC Mitar					Off.D	MARKUSSEN Nina Agnete				
Off.F	DELIC Danica					Off.E	LERAAND Nils Ivar				

A	Signatures of responsables for the teams (Off.A)										B
Remarks of referees / IHF Official											

Referees	Signatures				Signatures			
	BONAVENTURA Charlotte (FRA)				BONAVENTURA Julie (FRA)			
Technical Officials	TK: ADJEMIAN Teodoro (ARG)				SK: SEDREZ Salvio (BRA)			
IHF Official	POSAVEC Josip (CRO)							

Note: Number of 7m scored/awarded to resp. B, goals (G), yellow cards (YC), red cards (RC), red card after 3rd 2' suspension (X), direct red card (D) and blue cards (BC).



Results

結果 / Résultats

Match 16

MNE 23 - 35 NOR

(13 - 13) (10 - 22)

Referees: BONAVENTURA C / BONAVENTURA J (FRA)

MNE - Montenegro

Players		Shots									Punishments			
No.	Name	G/S	%	6m	Wing	9m	7m	FB	BT	EG	YC	2Min	RC	BC
1	RAJCIC Marina													
4	RADICEVIC Jovanka	6/9	67		2/4		3/3	1/1	0/1					
9	JAUKOVIC Durdina	5/10	50	0/2		0/3		1/1	4/4			1		
10	PLETIKOSIC Matea	0/1	0						0/1					
13	MUGOSA Dijana	1/2	50		0/1			1/1						
15	KLIKOVAC Andrea	1/2	50	0/1					1/1				1	
16	NENEZIC Ljubica													
34	BRNOVIC Tatjana	4/6	67	2/4				2/2						
55	PAVICEVIC Ivona													
66	RAMUSOVIC Ema										1			
77	MEHMEDOVIC Majda	2/3	67		2/2	0/1							1	
80	DESPOTOVIC Jelena	1/5	20	0/2	0/1	1/1		0/1						
96	GRBIC Itana	3/5	60			1/3			2/2					
97	VUKCEVIC Nikolina													
Bench/Team											1			
Totals		23/43	53	2/9	4/8	2/8	3/3	5/6	7/9		2	3		

Goalkeepers		Saves							
No.	Name	S/S	%	6m	Wing	9m	7m	FB	BT
1	RAJCIC Marina	1/7	14	0/2	1/3		0/1		0/1
16	NENEZIC Ljubica	10/39	26	4/12	4/8	1/5	0/1	1/6	0/7
Totals		11/46	24	4/14	5/11	1/5	0/2	1/6	0/8

NOR - Norway

Players		Shots									Punishments			
No.	Name	G/S	%	6m	Wing	9m	7m	FB	BT	EG	YC	2Min	RC	BC
2	REISTAD Henny	7/7	100	5/5		1/1			1/1					
4	KRISTIANSEN Veronica	0/3	0	0/1		0/1		0/1						
5	FRAFJORD Marit Malm	1/3	33	1/3										
7	SKOGRAND Stine	0/3	0		0/3							1		
9	MOERK Nora	7/10	70	1/1	1/1	1/3	2/3		2/2			1		
10	BREDAL OFTEDAL Stine	6/10	60	1/5					5/5					
12	SOLBERG Silje													
13	BRATTSET DALE Kari	3/3	100	2/2				1/1					1	
16	LUNDE Katrine													
20	JACOBSEN Marit	2/2	100		2/2									
23	HERREM Camilla	1/3	33		0/1			1/2						
24	SOLBERG ISAKSEN Sanna	6/7	86		3/4			3/3						
25	BREISTOEL Kristine	2/2	100			2/2								
26	TOMAC Marta													
Bench/Team														
Totals		35/53	66	10/17	6/11	4/7	2/3	5/7	8/8				3	

Goalkeepers		Saves							
No.	Name	S/S	%	6m	Wing	9m	7m	FB	BT
12	SOLBERG Silje	8/23	35	3/4	1/5	3/4	0/1	0/5	1/4
16	LUNDE Katrine	2/10	20	1/2		1/2	0/2	0/4	0/4
Totals		10/33	30	4/6	1/5	4/6	0/3	0/5	1/8

RUNNING SCORE

MNE - NOR	
1st Half	
	0 (1') 1 BRATTSET DALE K
	0 (2') 2 HERREM C
GRBIC I	1 (3') 2 MOERK N
	1 (3') 3 MOERK N
KLIKOVAC A	2 (4') 3 BREDAL OFTEDAL S
	2 (5') 4 BREDAL OFTEDAL S
RADICEVIC J	3 (5') 4 MOERK N
JAUKOVIC D	4 (7') 4 MOERK N
	4 (9') 5 MOERK N
RADICEVIC J	5 (12') 5 MOERK N
BRNOVIC T	6 (13') 5 MOERK N
JAUKOVIC D	7 (14') 5 MOERK N
DESPOTOVIC J	8 (16') 5 MOERK N
	8 (17') 6 MOERK N
BRNOVIC T	9 (17') 6 MOERK N
	9 (18') 7 BREDAL OFTEDAL S
	9 (18') 8 MOERK N
	9 (19') 9 BREDAL OFTEDAL S
GRBIC I	10 (19') 9 BREDAL OFTEDAL S
BRNOVIC T	11 (21') 9 BREDAL OFTEDAL S
	11 (24') 10 REISTAD H
RADICEVIC J	12 (26') 10 REISTAD H
	12 (27') 11 REISTAD H
GRBIC I	13 (27') 11 REISTAD H
	13 (29') 12 REISTAD H
	13 (30') 13 JACOBSEN M

2nd Half	
	13 (31') 14 BREDAL OFTEDAL S
JAUKOVIC D	14 (32') 14 BREDAL OFTEDAL S
	14 (32') 15 BREDAL OFTEDAL S
MEHMEDOVIC M	15 (33') 15 SOLBERG ISAKSEN S
	15 (34') 16 SOLBERG ISAKSEN S
	15 (34') 17 BRATTSET DALE K
JAUKOVIC D	15 (34') 18 SOLBERG ISAKSEN S
	16 (35') 18 SOLBERG ISAKSEN S
	16 (35') 19 SOLBERG ISAKSEN S
	16 (36') 20 MOERK N
MEHMEDOVIC M	17 (38') 20 MOERK N
	17 (38') 21 MOERK N
RADICEVIC J	17 (40') 22 REISTAD H
	18 (41') 22 REISTAD H
	18 (42') 23 REISTAD H
	18 (42') 24 JACOBSEN M
	18 (43') 25 BRATTSET DALE K
	18 (45') 26 SOLBERG ISAKSEN S
	18 (46') 27 BREDAL OFTEDAL S
	18 (47') 28 REISTAD H
	18 (49') 29 SOLBERG ISAKSEN S
	18 (50') 30 REISTAD H
	18 (51') 31 SOLBERG ISAKSEN S
RADICEVIC J	19 (51') 31 MOERK N
	19 (52') 32 MOERK N
RADICEVIC J	20 (53') 32 MOERK N
JAUKOVIC D	21 (53') 32 MOERK N
MUGOSA D	22 (53') 32 MOERK N
	22 (54') 33 BREISTOEL K
	22 (56') 34 BREISTOEL K
	22 (59') 35 FRAFJORD MM
BRNOVIC T	23 (59') 35 FRAFJORD MM

Legend:							
%	Efficiency	2Min	2-Minute Suspensions	6m	6-metre Shots	7m	7-metre Shots
9m	9-metre Shots	BC	Blue Cards	BT	Breakthroughs	D	Direct Red Card
EG	Empty Goal	FB	Fast Breaks	G/S	Goals/Shots	No.	Uniform Number
RC	Red Cards	S/S	Saves/Shots	Wing	Wing Shots	X	Red Card After 3rd 2-Minute Suspension
YC	Yellow Cards						



Match Team Statistics

チームの試合統計 / Statistiques du match par équipe

Match 16

MNE 23 - 35 NOR

(13 - 13) (10 - 22)

Referees: BONAVENTURA C / BONAVENTURA J (FRA)

MNE - Montenegro

Players		Shots									Offence		Defence		Punishments			TP		
No.	Name	G/S	%	6m	Wing	9m	7m	FB	BT	EG	AS	TO	ST	BS	YC	2Min	RC		BC	
1	RAJCIC Marina																			7:51
4	RADICEVIC Jovanka	6/9	67		2/4		3/3	1/1	0/1		1	1								59:55
9	JAUKOVIC Durdina	5/10	50	0/2		0/3		1/1	4/4		3	1		1		1				48:36
10	PLETIKOSIC Matea	0/1	0						0/1		2	1								5:06
13	MUGOSA Dijana	1/2	50		0/1			1/1												14:38
15	KLIKOVAC Andrea	1/2	50	0/1					1/1		2						1			42:37
16	NENEZIC Ljubica										1									49:33
34	BRNOVIC Tatjana	4/6	67	2/4				2/2			1	1	1							35:38
55	PAVICEVIC Ivona																			
66	RAMUSOVIC Ema											2				1				36:43
77	MEHMEDOVIĆ Majda	2/3	67		2/2	0/1						1					1			46:29
80	DESPOTOVIC Jelena	1/5	20	0/2	0/1	1/1		0/1			1	2		1						32:25
96	GRBIC Itana	3/5	60			1/3			2/2		1	8								24:18
97	VUKCEVIC Nikolina																			16:11
	Bench/Team															1				
Totals		23/43	53	2/9	4/8	2/8	3/3	5/6	7/9		12	17	1	2	2	3				

Goalkeepers		Total Shots		6m Shots		Wing Shots		9m Shots		7m Shots		Fast Breaks		Breakthroughs	
No.	Name	S/S	%	S/S	%	S/S	%	S/S	%	S/S	%	S/S	%	S/S	%
1	RAJCIC Marina	1/7	14	0/2	0	1/3	33			0/1	0			0/1	0
16	NENEZIC Ljubica	10/39	26	4/12	33	4/8	50	1/5	20	0/1	0	1/6	17	0/7	0
Totals		11/46	24	4/14	29	5/11	45	1/5	20	0/2	0	1/6	17	0/8	0

Team Shots	Goals	Saves	Missed	Post	Blocked	Total	%
6m Shots	2	4	3			9	22
Wing Shots	4	1	1	2		8	50
9m Shots	2	4		2		8	25
7m Shots	3				N/A	3	100
Fast Breaks	5			1		6	83
Breakthroughs	7	1		1		9	78
Empty Goal		N/A					
Totals	23	10	4	6		43	53

Number of Attacks: 60, Scoring Efficiency: 38%



Match Team Statistics

チームの試合統計 / Statistiques du match par équipe

Match 16

MNE 23 - 35 NOR
(13 - 13) (10 - 22)

Referees: BONAVENTURA C / BONAVENTURA J (FRA)

MNE - Montenegro

Shots Distribution

Players

Goals / Shots


1 RAJCIC M	4 RADICEVIC J	9 JAUKOVIC D	10 PLETIKOSIC M	13 MUGOSA D	15 KLIKOVAC A	16 NENEZIC L
0/0	1/1	0/1	0/1	1/2	0/0	0/0
0/0	0/0	1/1	0/1	0/0	1/2	0/0
0/0	1/1	2/3	2/2	0/0	0/0	0/0
	1-Missed 2-Post	1-Missed				

34 BRNOVIC T	55 PAVICEVIC I	66 RAMUSOVIC E	77 MEHMEDOVIC M	80 DESPOTOVIC J	96 GRBIC I	97 VUKCEVIC N
1/1	0/0	0/0	1/1	0/0	2/2	1/1
2/3	0/0	0/0	0/1	0/1	0/0	0/0
0/0	0/0	0/0	1/1	1/1	0/0	0/0
1-Missed				1-Missed 2-Post	2-Post	

Team Goals / Shots

5/8	2/3
3/5	0/1
4/5	1/1
7/7	7/7
4-Missed	6-Post

Offence



Defence

Goalkeepers Saves / Shots

2/6	0/1	1/5
0/7		5/11
1/9	1/1	1/6

1 RAJCIC M

0/1	1/1
	0/1
0/1	0/3

16 NENEZIC L

2/5	0/1	0/4
0/7		5/10
1/8	1/1	1/3



Match Team Statistics

チームの試合統計 / Statistiques du match par équipe

Match 16

MNE 23 - 35 NOR

(13 - 13) (10 - 22)

Referees: BONAVENTURA C / BONAVENTURA J (FRA)

NOR - Norway

Players		Shots									Offence		Defence		Punishments			TP	
No.	Name	G/S	%	6m	Wing	9m	7m	FB	BT	EG	AS	TO	ST	BS	YC	2Min	RC		BC
2	REISTAD Henny	7/7	100	5/5		1/1			1/1		3	1							37:23
4	KRISTIANSEN Veronica	0/3	0	0/1		0/1		0/1			4								36:20
5	FRAFJORD Marit Malm	1/3	33	1/3							1	1							47:58
7	SKOGRAND Stine	0/3	0		0/3											1			34:20
9	MOERK Nora	7/10	70	1/1	1/1	1/3	2/3		2/2		2	2				1			37:26
10	BREDAL OFTEDAL Stine	6/10	60	1/5					5/5		4		1						31:43
12	SOLBERG Silje										2								43:43
13	BRATTSET DALE Kari	3/3	100	2/2				1/1			1	2				1			40:37
16	LUNDE Katrine																		13:45
20	JACOBSEN Marit	2/2	100		2/2														19:11
23	HERREM Camilla	1/3	33		0/1			1/2					1						29:55
24	SOLBERG ISAKSEN Sanna	6/7	86		3/4			3/3				1							30:00
25	BREISTOEL Kristine	2/2	100			2/2						1							7:01
26	TOMAC Marta																		10:50
	Bench/Team																		
Totals		35/53	66	10/17	6/11	4/7	2/3	5/7	8/8		17	8	2			3			

Goalkeepers		Total Shots		6m Shots		Wing Shots		9m Shots		7m Shots		Fast Breaks		Breakthroughs	
No.	Name	S/S	%	S/S	%	S/S	%	S/S	%	S/S	%	S/S	%	S/S	%
12	SOLBERG Silje	8/23	35	3/4	75	1/5	20	3/4	75	0/1	0	0/5	0	1/4	25
16	LUNDE Katrine	2/10	20	1/2	50			1/2	50	0/2	0			0/4	0
Totals		10/33	30	4/6	67	1/5	20	4/6	67	0/3	0	0/5	0	1/8	13

Team Shots	Goals	Saves	Missed	Post	Blocked	Total	%
6m Shots	10	4	1	1	1	17	59
Wing Shots	6	5				11	55
9m Shots	4	1	1		1	7	57
7m Shots	2			1	N/A	3	67
Fast Breaks	5	1		1		7	71
Breakthroughs	8					8	100
Empty Goal		N/A					
Totals	35	11	2	3	2	53	66

Number of Attacks: 59, Scoring Efficiency: 59%



Match Team Statistics

チームの試合統計 / Statistiques du match par équipe

Match 16

MNE 23 - 35 NOR
(13 - 13) (10 - 22)

Referees: BONAVENTURA C / BONAVENTURA J (FRA)

NOR - Norway

Shots Distribution

Players

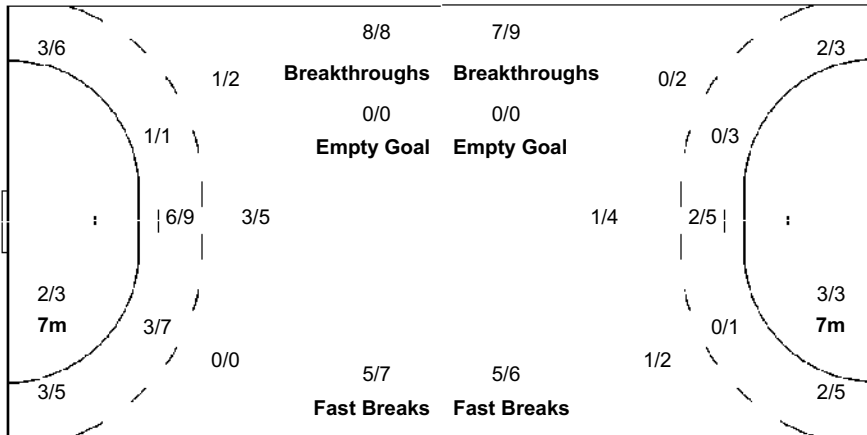
Goals / Shots

2 REISTAD H	4 KRISTIANSEN V	5 FRAFJORD MM	7 SKOGRAND S	9 MOERK N	10 BREDAL OFTEDAL S	12 SOLBERG S
1/1			0/1	3/3	1/1	
1/1		1/1				
2/2		0/2		2/2	4/4	0/1
				1/2	1/1	1/2
	2-Blocked			1-Missed 1-Post	1-Missed 1-Post	
13 BRATTSET DALE K	16 LUNDE K	20 JACOBSEN M	23 HERREM C	24 SOLBERG ISAKSEN S	25 BREISTOEL K	26 TOMAC M
				3/4		
1/1		1/1		1/1	1/1	1/1
1/1		1/1	1/1	0/1		
			1-Post	2/2		

Team Goals / Shots

4/6	1/1	4/5
7/7		6/11
8/9	0/1	5/6
2-Missed	3-Post	2-Blocked

Offence



Goalkeepers Saves / Shots

3/8		1/3
2/5	1/1	2/3
1/5	0/1	0/7

12 SOLBERG S

2/6		1/2
2/4	1/1	1/1
1/3	0/1	0/5

16 LUNDE K

1/2		0/1
0/1		1/2
0/2		0/2

Legend:			
%	Efficiency		
AS	Assists		
EG	Empty Goal		
RC	Red Cards		
Wing	Wing Shots		
2Min	2-Minute Suspensions	6m	6 metre Shots
BC	Blue Cards	BS	Blocked Shots
FB	Fast Breaks	G/S	Goals/Shots
S/S	Saves/Shots	ST	Steals
X	Red Card After 3rd 2-Minute Suspension	YC	Yellow Cards
7m	7-metre Shots	BT	Breakthroughs
9m	9-metre Shots	N/A	Not Applicable
D	Direct Red Card	TO	Turnover
No.	Uniform Number		
TP	Time Played		



Empty Goal Analysis

無人ゴール 分析 / Analyses des attaques avec but vide

Match 16

MNE 23 - 35 NOR

(13 - 13) (10 - 22)

Referees: BONAVENTURA C / BONAVENTURA J (FRA)

ATTACKS DURING OWN EMPTY GOAL SITUATION

Players on Court	Attacks		Goals		Saves		Missed		Blocked		Post		Turnovers		Scoring Efficiency -		Goals Against	
	MNE	NOR	MNE	NOR	MNE	NOR	MNE	NOR	MNE	NOR	MNE	NOR	MNE	NOR	MNE %	NOR	MNE	NOR
7 Against 6	3		1								1		1		33			
6 Against 6	3	2	0	1	1	1					1		1		0	50		
Others																		
Total:	6	2	1	1	1	1					2		2		17	50		

GOALS/ATTACKS DURING OWN EMPTY GOAL SITUATION - ANALYSIS OF OCCURRENCE (in 5 min intervals)

Players on Court	1st Half											
	0-5		5-10		10-15		15-20		20-25		25-30	
	MNE	NOR	MNE	NOR	MNE	NOR	MNE	NOR	MNE	NOR	MNE	NOR
7 Against 6									0/1			
6 Against 6								0/1	1/2	0/1		
Others												
Total:								0/2	1/2	0/1		

Players on Court	2nd Half											
	30-35		35-40		40-45		45-50		50-55		55-60	
	MNE	NOR	MNE	NOR	MNE	NOR	MNE	NOR	MNE	NOR	MNE	NOR
7 Against 6	1/1						0/1					
6 Against 6							0/1					
Others												
Total:	1/1						0/2					

GOALS/ATTACKS DURING OWN EMPTY GOAL SITUATION - ANALYSIS BY DURATION

Team	<15 sec.	15-30 sec.	30-45 sec.	45-60 sec.	>60 sec.
MNE		0/3	0/1		1/2
NOR	0/1	1/1			

SUBSTITUTION SUMMARY

Players	MNE	NOR
Goalkeeper <-> Goalkeeper	1	1
Court Player <-> Goalkeeper	12	12
Court Player <-> Court Player	98	120
Total:	111	133



Match Report

試合レポート / Compte rendu du match

Team A										Team B																					
A										B																					
HUN - Hungary										ROC - ROC																					
played in					in the hall					on					at					Spectators		Match Number									
Tokyo					Yoyogi National Stadium					THU 29 JUL 2021					19:30							17									
Half-time (30')		A		B		End of playing time		A		B		1st overtime		A		B		2nd overtime		A		B		After penalty throws		A		B			
		17		22				31		38																					
Number of 7m		A		Team time-out						Full name of players and officials										Team time-out						B		Number of 7m			
8/10				1 13:17		2 17:40		3												1 44:13		2 58:16		3		5/5					
No.	Team A						G	YC	2'	RC	BC	No.	Team B						G	YC	2'	RC	BC								
2	SZOLLOSI-ZACSIK Szandra						5					1	SEDOYKINA Anna																		
6	SCHATZL Nadine						1					2	KUZNETSOVA Polina																		
7	SZUCSANSZKI Zita						1					3	GORSHKOVA Polina						3												
14	KISFALUDY Anett							1				7	DMITRIEVA Daria						7	1											
16	BIRO Blanka											8	SEN Anna						4		1										
19	MARTON Greta						1					13	VYAKHIREVA Anna						4		2										
38	VAMOS Petra						5					14	VEDEKHINA Polina						1												
42	KLUJBER Katrin Gitta						9		1			17	BOBROVNIKOVA Vladlena						2												
45	HAFRA Noemi						3		1			19	MAKEEVA Kseniia						3		2										
58	BORDAS Reka						1					25	FOMINA Olga																		
61	JANURIK Kinga											33	ILINA Ekaterina						6												
66	LUKACS Viktoria						4		1			36	MANAGAROVA Iuliia						4												
87	TOMORI Zsuzsanna						1		2			39	SKOROBOGATCHENKO Antonina						4												
88	KISS Nikoletta											88	KALININA Viktoriia																		

Off.A	ELEK Gabor					Off.A	ALEKSEEV Alexey				
Off.B	DANYI Gabor					Off.B	AKOPIAN Olga				
Off.C	GORBICZ Anita					Off.C	HLAVATY Tomas				
Off.D	SZIKRA-MEZEY Csaba					Off.D	DOLGACHEV Vladislav				
Off.E	DR. LOHNER Balazs					Off.F	BODNIEVA Liudmila				

A	Signatures of responsables for the teams (Off.A)										B
Remarks of referees / IHF Official											

Referees	Signatures				Signatures			
	BRUNNER Arthur (SUI)				SALAH Morad (SUI)			
Technical Officials	Signatures				Signatures			
	TK: RATZ Felix (SUI)				SK: REISINGER Gerhard (AUT)			
IHF Official	Signatures				Signatures			
	SOEDAL Per Morten (NOR)							

Note: Number of 7m scored/awarded to resp. B, goals (G), yellow cards (YC), red cards (RC), red card after 3rd 2' suspension (X), direct red card (D) and blue cards (BC).



Results

結果 / Résultats

HUN 31 - 38 ROC (17 - 22) (14 - 16)

Match 17

Referees: BRUNNER A / SALAH M (SUI)

HUN - Hungary

Players		Shots									Punishments			
No.	Name	G/S	%	6m	Wing	9m	7m	FB	BT	EG	YC	2Min	RC	BC
2	SZOLLOSI-ZACSIK Szandra	5/8	63			3/6			2/2					
6	SCHATZL Nadine	1/3	33		1/3									
7	SZUCSANSZKI Zita	1/2	50			1/1			0/1					
14	KISFALUDY Anett										1			
16	BIRO Blanka													
19	MARTON Greta	1/2	50		1/2									
38	VAMOS Petra	5/9	56	3/3		0/2	1/2		1/2					
42	KLUJBER Katrin Gitta	9/14	64	0/1		0/2	7/8		2/3			1		
45	HAFRA Noemi	3/5	60	1/1		0/2			2/2			1		
58	BORDAS Reka	1/1	100					1/1						
61	JANURIK Kinga													
66	LUKACS Viktoria	4/7	57		3/5			1/1		0/1		1		
87	TOMORI Zsuzsanna	1/1	100	1/1									2	
88	KISS Nikolett													
Bench/Team														
Totals		31/52	60	5/6	5/10	4/13	8/10	2/2	7/10	0/1	1	5		

Goalkeepers		Saves								
No.	Name	S/S	%	6m	Wing	9m	7m	FB	BT	EG
16	BIRO Blanka	7/34	21	0/9	0/1	4/11	0/4	1/3	2/6	
61	JANURIK Kinga	0/10	0	0/3	0/2	0/2	0/1	0/1	0/1	
EG			1							
Totals		7/45	16	0/12	0/3	4/13	0/5	1/4	2/7	

ROC - ROC

Players		Shots									Punishments			
No.	Name	G/S	%	6m	Wing	9m	7m	FB	BT	EG	YC	2Min	RC	BC
1	SEDOYKINA Anna													
2	KUZNETSOVA Polina	0/3	0		0/1	0/1		0/1						
3	GORSHKOVA Polina	3/3	100		2/2			1/1						
7	DMITRIEVA Daria	7/8	88	2/2		5/6					1			
8	SEN Anna	4/5	80	4/5								1		
13	VYAKHIREVA Anna	4/5	80			0/1		1/1	3/3			2		
14	VEDEKHINA Polina	1/2	50			1/1			0/1					
17	BOBROVNIKOVA Vladlena	2/3	67	1/1		1/2								
19	MAKEEVA Kseniia	3/3	100	3/3								2		
25	FOMINA Olga													
33	ILINA Ekaterina	6/6	100	1/1			5/5							
36	MANAGAROVA Iuliia	4/4	100		1/1			1/1	1/1	1/1				
39	SKOROBOGATCHENKO Antonina	4/7	57	1/1		2/4			1/2					
88	KALININA Viktoriia													
Bench/Team														
Totals		38/49	78	12/13	3/4	9/15	5/5	3/4	5/7	1/1	1	5		

Goalkeepers		Saves								
No.	Name	S/S	%	6m	Wing	9m	7m	FB	BT	EG
1	SEDOYKINA Anna	6/22	27	0/2	2/5	3/6	0/4		1/5	
88	KALININA Viktoriia	8/23	35	1/4	2/4	2/3	1/5	0/2	2/5	
Totals		14/45	31	1/6	4/9	5/9	1/9	0/2	3/10	

RUNNING SCORE

HUN - ROC	
1st Half	
0 (1') 1	MAKEEVA K
1 (2') 1	SZOLLOSI-ZACSIK S
2 (3') 1	SZUCSANSZKI Z
2 (3') 2	DMITRIEVA D
2 (4') 3	VYAKHIREVA A
3 (4') 3	SZOLLOSI-ZACSIK S
3 (5') 4	BOBROVNIKOVA V
3 (5') 5	MANAGAROVA I
3 (6') 6	ILINA E
4 (8') 6	KLUJBER KG
5 (9') 6	KLUJBER KG
5 (10') 7	DMITRIEVA D
5 (11') 8	MANAGAROVA I
6 (12') 8	LUKACS V
6 (13') 9	BOBROVNIKOVA V
6 (14') 10	DMITRIEVA D
7 (14') 10	VAMOS P
8 (15') 10	SCHATZL N
8 (15') 11	VYAKHIREVA A
8 (17') 12	GORSHKOVA P
8 (18') 13	MAKEEVA K
8 (19') 14	MANAGAROVA I
9 (19') 14	HAFRA N
9 (20') 15	ILINA E
10 (20') 15	KLUJBER KG
11 (21') 15	LUKACS V
11 (22') 16	DMITRIEVA D
11 (23') 17	SEN A
12 (24') 17	SZOLLOSI-ZACSIK S
12 (24') 18	SEN A
12 (25') 19	GORSHKOVA P
13 (25') 19	KLUJBER KG
13 (26') 20	SKOROBOGATCHENKO A
14 (26') 20	HAFRA N
15 (27') 20	KLUJBER KG
15 (28') 21	MANAGAROVA I
15 (29') 22	VYAKHIREVA A
16 (29') 22	KLUJBER KG
17 (30') 22	KLUJBER KG
2nd Half	
17 (32') 23	MAKEEVA K
17 (34') 24	DMITRIEVA D
18 (35') 24	LUKACS V
19 (36') 24	LUKACS V
19 (36') 25	VYAKHIREVA A
20 (37') 25	SZOLLOSI-ZACSIK S
20 (37') 26	DMITRIEVA D
21 (38') 26	TOMORI Z
21 (38') 27	GORSHKOVA P
22 (40') 27	SZOLLOSI-ZACSIK S
22 (40') 28	ILINA E
23 (41') 28	VAMOS P
23 (41') 29	VEDEKHINA P
24 (42') 29	MARTON G
25 (43') 29	KLUJBER KG
25 (44') 30	DMITRIEVA D
25 (47') 31	SEN A
26 (47') 31	HAFRA N
26 (48') 32	SKOROBOGATCHENKO A
27 (48') 32	KLUJBER KG
27 (49') 33	ILINA E
27 (51') 34	SEN A
28 (51') 34	VAMOS P
28 (54') 35	ILINA E
29 (55') 35	VAMOS P
29 (55') 36	SKOROBOGATCHENKO A
30 (57') 36	VAMOS P
30 (58') 37	ILINA E
31 (59') 37	BORDAS R
31 (60') 38	SKOROBOGATCHENKO A



Results

結果 / Résultats

Match 17

Legend:		
%	Efficiency	
9m	9-metre Shots	
EG	Empty Goal	
RC	Red Cards	
YC	Yellow Cards	
2Min	2-Minute Suspensions	
BC	Blue Cards	
FB	Fast Breaks	
S/S	Saves/Shots	
6m	6-metre Shots	
BT	Breakthroughs	
G/S	Goals/Shots	
Wing	Wing Shots	
7m	7-metre Shots	
D	Direct Red Card	
No.	Uniform Number	
X	Red Card After 3rd 2-Minute Suspension	



Match Team Statistics

チームの試合統計 / Statistiques du match par équipe

Match 17

HUN 31 - 38 ROC

(17 - 22) (14 - 16)

Referees: BRUNNER A / SALAH M (SUI)

HUN - Hungary

Players		Shots									Offence		Defence		Punishments			TP	
No.	Name	G/S	%	6m	Wing	9m	7m	FB	BT	EG	AS	TO	ST	BS	YC	2Min	RC		BC
2	SZOLLOSI-ZACSIK Szandra	5/8	63			3/6			2/2		2	4							32:07
6	SCHATZL Nadine	1/3	33		1/3														28:51
7	SZUCSANSZKI Zita	1/2	50			1/1			0/1		1								8:18
14	KISFALUDY Anett										1				1				32:18
16	BIRO Blanka										1								45:11
19	MARTON Greta	1/2	50		1/2														30:00
38	VAMOS Petra	5/9	56	3/3		0/2	1/2		1/2		3	2							21:46
42	KLUJBER Katrin Gitta	9/14	64	0/1		0/2	7/8		2/3		4		1				1		37:07
45	HAFRA Noemi	3/5	60	1/1		0/2			2/2		1	1	2				1		27:43
58	BORDAS Reka	1/1	100					1/1			1	1							31:16
61	JANURIK Kinga																		10:45
66	LUKACS Viktoria	4/7	57		3/5			1/1		0/1		1	1				1		58:50
87	TOMORI Zsuzsanna	1/1	100	1/1							1						2		38:00
88	KISS Nikoletta																		17:48
	Bench/Team																		
Totals		31/52	60	5/6	5/10	4/13	8/10	2/2	7/10	0/1	15	9	4		1	5			

Goalkeepers		Total Shots		6m Shots		Wing Shots		9m Shots		7m Shots		Fast Breaks		Breakthroughs	
No.	Name	S/S	%	S/S	%	S/S	%	S/S	%	S/S	%	S/S	%	S/S	%
16	BIRO Blanka	7/34	21	0/9	0	0/1	0	4/11	36	0/4	0	1/3	33	2/6	33
61	JANURIK Kinga	0/10	0	0/3	0	0/2	0	0/2	0	0/1	0	0/1	0	0/1	0
	EG	1													
Totals		7/45	16	0/12	0	0/3	0	4/13	31	0/5	0	1/4	25	2/7	29

Team Shots	Goals	Saves	Missed	Post	Blocked	Total	%
6m Shots	5	1				6	83
Wing Shots	5	4		1		10	50
9m Shots	4	5	1	1	2	13	31
7m Shots	8	1		1	N/A	10	80
Fast Breaks	2					2	100
Breakthroughs	7	3				10	70
Empty Goal		N/A		1		1	0
Totals	31	14	1	4	2	52	60

Number of Attacks: 58, Scoring Efficiency: 53%



Match Team Statistics

チームの試合統計 / Statistiques du match par équipe

Match 17

HUN 31 - 38 ROC
(17 - 22) (14 - 16)

Referees: BRUNNER A / SALAH M (SUI)

HUN - Hungary

Shots Distribution

Players

Goals / Shots

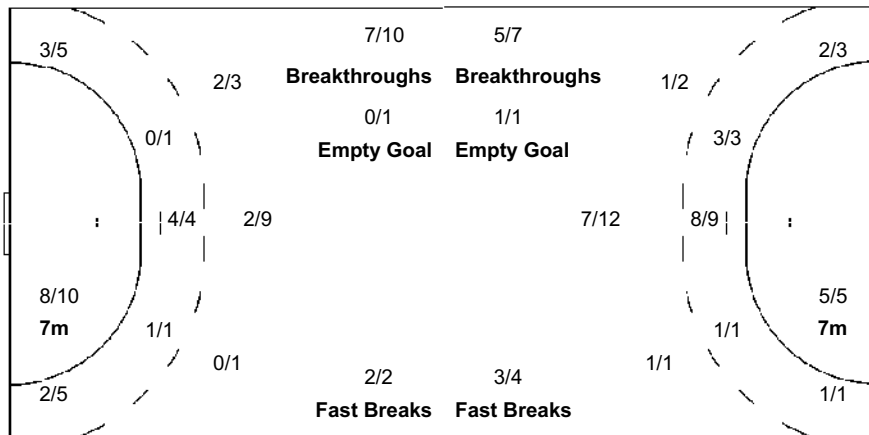
2 SZOLLOSI-ZACSIK S	6 SCHATZL N	7 SZUCSANSZKI Z	14 KISFALUDY A	16 BIRO B	19 MARTON G	38 VAMOS P
2/2	1/1					
1/1	0/1				0/1	1/1
1/1		1/2			1/1	1/3
1-Missed 1-Post	1-Blocked 1-Post					1-Post

42 KLUJBER KG	45 HAFRA N	58 BORDAS R	61 JANURIK K	66 LUKACS V	87 TOMORI Z	88 KISS N
1/2	1/2			1/1		
1/2	0/1					
1/1		1/1		1/1	1/1	
1-Blocked				1-Post		

Team Goals / Shots

5/7	2/2	2/2
4/5	0/5	2/3
6/9	4/6	6/6
1-Missed	4-Post	2-Blocked

Offence



Goalkeepers Saves / Shots

1/7	1/2	0/5
1/4	0/2	2/5
0/7	1/4	1/9

16 BIRO B

1/6	1/1	0/5
1/2		2/5
0/4	1/4	1/7

61 JANURIK K

0/1	0/1	
0/2	0/1	
0/3		0/2



Match Team Statistics

チームの試合統計 / Statistiques du match par équipe

Match 17

HUN 31 - 38 ROC

(17 - 22) (14 - 16)

Referees: BRUNNER A / SALAH M (SUI)

ROC - ROC

Players		Shots									Offence		Defence		Punishments			TP	
No.	Name	G/S	%	6m	Wing	9m	7m	FB	BT	EG	AS	TO	ST	BS	YC	2Min	RC		BC
1	SEDOYKINA Anna										2								27:44
2	KUZNETSOVA Polina	0/3	0		0/1	0/1		0/1											19:53
3	GORSHKOVA Polina	3/3	100		2/2			1/1				1							39:34
7	DMITRIEVA Daria	7/8	88	2/2		5/6					2	1			1				38:26
8	SEN Anna	4/5	80	4/5							1					1			29:51
13	VYAKHIREVA Anna	4/5	80			0/1		1/1	3/3			3	1				2		33:19
14	VEDEKHINA Polina	1/2	50			1/1			0/1		2	2							17:51
17	BOBROVNIKOVA Vladlena	2/3	67	1/1		1/2					4	1							42:21
19	MAKEEVA Kseniia	3/3	100	3/3							2			2		2			45:14
25	FOMINA Olga																		14:09
33	ILINA Ekaterina	6/6	100	1/1			5/5												10:50
36	MANAGAROVA Iuliia	4/4	100		1/1			1/1	1/1	1/1		1							43:19
39	SKOROBOGATCHENKO Antonina	4/7	57	1/1		2/4			1/2		2	1							28:23
88	KALININA Viktoriia																		29:06
Bench/Team																			
Totals		38/49	78	12/13	3/4	9/15	5/5	3/4	5/7	1/1	15	10	1	2	1	5			

Goalkeepers		Total Shots		6m Shots		Wing Shots		9m Shots		7m Shots		Fast Breaks		Breakthroughs	
No.	Name	S/S	%	S/S	%	S/S	%	S/S	%	S/S	%	S/S	%	S/S	%
1	SEDOYKINA Anna	6/22	27	0/2	0	2/5	40	3/6	50	0/4	0			1/5	20
88	KALININA Viktoriia	8/23	35	1/4	25	2/4	50	2/3	67	1/5	20	0/2	0	2/5	40
Totals		14/45	31	1/6	17	4/9	44	5/9	56	1/9	11	0/2	0	3/10	30

Team Shots	Goals	Saves	Missed	Post	Blocked	Total	%
6m Shots	12			1		13	92
Wing Shots	3			1		4	75
9m Shots	9	4	1	1		15	60
7m Shots	5				N/A	5	100
Fast Breaks	3	1				4	75
Breakthroughs	5	2				7	71
Empty Goal	1	N/A				1	100
Totals	38	7	1	3		49	78

Number of Attacks: 57, Scoring Efficiency: 67%



Match Team Statistics

チームの試合統計 / Statistiques du match par équipe

Match 17

HUN 31 - 38 ROC
(17 - 22) (14 - 16)

Referees: BRUNNER A / SALAH M (SUI)

ROC - ROC

Players

Goals / Shots

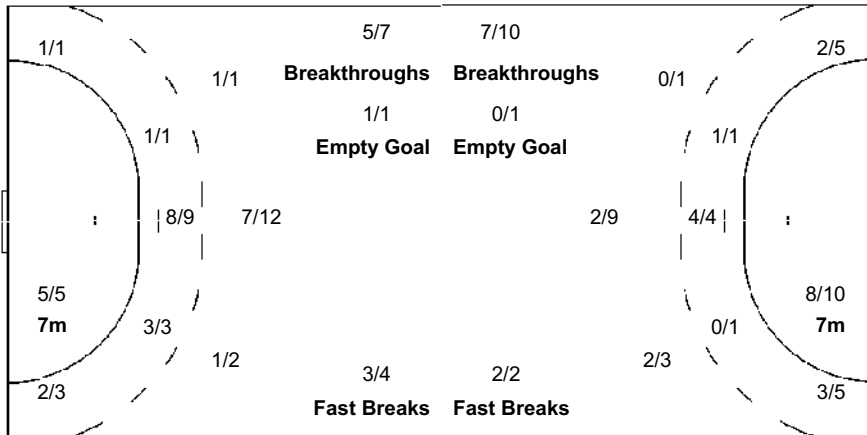
1 SEDOYKINA A	2 KUZNETSOVA P	3 GORSHKOVA P	7 DMITRIEVA D	8 SEN A	13 VYAKHIREVA A	14 VEDEKHINA P
	0/1	1/1	2/2	2/2	1/1	0/1
		1/1	1/1	1/1	3/3	1/1
			1/2		0/1	
		1/1	2/2	1/1		
	1-Post			1-Post		

17 BOBROVNIKOVA V	19 MAKEEVA K	25 FOMINA O	33 ILINA E	36 MANAGAROVA I	39 SKOROBOGATCHENKO A	88 KALININA V
1/1	1/1		2/2	1/1		
	1/1		1/1	1/1	0/1	
1/1	1/1			1/1	1/1	
			2/2		1/2	
1-Missed					1-Post	

Team Goals / Shots

6/7	1/2	5/5
3/4	2/2	3/5
7/7	3/4	8/9
1-Missed	3-Post	

Offence



Defence

Goalkeepers Saves / Shots

2/7	0/2	0/2
1/5	5/5	1/3
3/9	2/6	0/6

1 SEDOYKINA A

1/4	0/2	
0/4	2/2	
2/5	1/1	0/4

88 KALININA V

1/3		0/2
1/1	3/3	1/3
1/4	1/5	0/2

Legend:		
%	Efficiency	
AS	Assists	
EG	Empty Goal	
RC	Red Cards	
Wing	Wing Shots	
2Min	2-Minute Suspensions	
BC	Blue Cards	
FB	Fast Breaks	
S/S	Saves/Shots	
X	Red Card After 3rd 2-Minute Suspension	
6m	6 metre Shots	
BS	Blocked Shots	
G/S	Goals/Shots	
ST	Steals	
YC	Yellow Cards	
7m	7-metre Shots	
BT	Breakthroughs	
N/A	Not Applicable	
TO	Turnover	
9m	9-metre Shots	
D	Direct Red Card	
No.	Uniform Number	
TP	Time Played	



Empty Goal Analysis

無人ゴール 分析 / Analyses des attaques avec but vide

Match 17

HUN 31 - 38 ROC

(17 - 22) (14 - 16)

Referees: BRUNNER A / SALAH M (SUI)

ATTACKS DURING OWN EMPTY GOAL SITUATION

Players on Court	Attacks		Goals		Saves		Missed		Blocked		Post		Turnovers		Scoring Efficiency -		Goals Against		
	HUN	ROC	HUN	ROC	HUN	ROC	HUN	ROC	HUN	ROC	HUN	ROC	HUN	ROC	HUN	%ROC	HUN	ROC	
7 Against 6	2		0										2		0				
6 Against 6	5	6	3	5	1								1	1	60	83		1	
Others	2	2	1	1							1	1			50	50			
Total:	9	8	4	6	1						1	1	3	1	44	75		1	

GOALS/ATTACKS DURING OWN EMPTY GOAL SITUATION - ANALYSIS OF OCCURRENCE (in 5 min intervals)

Players on Court	1st Half											
	0-5		5-10		10-15		15-20		20-25		25-30	
	HUN	ROC	HUN	ROC	HUN	ROC	HUN	ROC	HUN	ROC	HUN	ROC
7 Against 6							0/1					
6 Against 6			0/1		1/2	1/1				1/1		2/2
Others					0/1				1/1	0/1		
Total:			0/1		1/3	1/1	0/1		1/1	1/2		2/2

Players on Court	2nd Half											
	30-35		35-40		40-45		45-50		50-55		55-60	
	HUN	ROC	HUN	ROC	HUN	ROC	HUN	ROC	HUN	ROC	HUN	ROC
7 Against 6											0/1	
6 Against 6					1/1			1/2	1/1			
Others						1/1						
Total:					1/1	1/1		1/2	1/1		0/1	

GOALS/ATTACKS DURING OWN EMPTY GOAL SITUATION - ANALYSIS BY DURATION

Team	<15 sec.	15-30 sec.	30-45 sec.	45-60 sec.	>60 sec.
HUN	1/2	2/4	1/3		
ROC	1/2	5/6			

SUBSTITUTION SUMMARY

Players	HUN	ROC
Goalkeeper <-> Goalkeeper	3	6
Court Player <-> Goalkeeper	18	18
Court Player <-> Court Player	102	46
Total:	123	70



Match Report

試合レポート / Compte rendu du match

Team A										Team B																																									
A										B																																									
SWE - Sweden										FRA - France																																									
played in										in the hall										on										at										Spectators										Match Number	
Tokyo										Yoyogi National Stadium										THU 29 JUL 2021										21:30																				18	
Half-time (30')		A		B		End of playing time		A		B		1st overtime		A		B		2nd overtime		A		B		After penalty throws		A		B																							
		16		17				28		28																																									
Number of 7m		A		Team time-out						Full name of players and officials										Team time-out						B		Number of 7m																							
4/5				1		2		3												1		2		3		2/5																									
12:58		54:34		58:53												21:35		49:42		59:44																															
No.	Team A						G	YC	2'	RC	BC	No.	Team B						G	YC	2'	RC	BC																												
1	BUNDSEN Johanna											2	NOCANDY Meline						3																																
6	STROMBERG Carin						7	1	1			4	COATANEA Pauline						4	1																															
7	BLOHM Linn						3					6	VALENTINI Chloe						4																																
8	ROBERTS Jamina						4		1			7	PINEAU Allison									1																													
9	PETREN Melissa						1					8	LASSOURCE Coralie																																						
10	LUNDSTROM Mathilda						1					10	ZAADI DEUNA Grace						3																																
14	WESTBERG Johanna						3					12	LEYNAUD Amandine																																						
16	RYDE Jessica											15	NIAKATE Kalidiatou						1																																
19	LAGERQUIST Anna											16	DARLEUX Cleopatre																																						
23	LINDQVIST Emma						3					19	SERCIEN UGOLIN Oceane						1																																
24	HAGMAN Nathalie						3					20	FLIPPES Laura						2																																
29	THORLEIFSDOTTIR Kristin											24	EDWIGE Beatrice						1			2																													
38	HANSSON Elin						3					26	FOPPA Pauletta						6																																
42	CARLSON Jenny								1			27	NZE MINKO Estelle						3			1																													

Off.A	WIBERG Johanna					Off.A	KRUMBHOLZ Olivier				
Off.B	AXNER Tomas					Off.B	GARDILLOU Sebastien				
Off.C	FORSBERG Thomas					Off.C	CONORT Cindy				
Off.D	LUNING Hampus					Off.D	TERZI Pierre				
Off.E	WEDBERG Marie					Off.F	ROUSSELIN Guillaume				

A	Signatures of responsables for the teams (Off.A)										B
Remarks of referees / IHF Official											

Referees	Signatures		Signatures	
	FONSECA Ricardo (POR)		SANTOS Duarte (POR)	
Technical Officials	TK: VARTANYAN Stella (RUS)		SK: VOJIC Arijana (BIH)	
IHF Official	NACHEVSKI Dragan (MKD)			

Note: Number of 7m scored/awarded to resp. B, goals (G), yellow cards (YC), red cards (RC), red card after 3rd 2' suspension (X), direct red card (D) and blue cards (BC).



Results

結果 / Résultats

SWE 28 - 28 FRA
 (16 - 17) (12 - 11)

Match 18

Referees: FONSECA R / SANTOS D (POR)

SWE - Sweden

Players		Shots									Punishments			
No.	Name	G/S	%	6m	Wing	9m	7m	FB	BT	EG	YC	2Min	RC	BC
1	BUNDESEN Johanna													
6	STROMBERG Carin	7/10	70	1/1		3/6			2/2	1/1	1	1		
7	BLOHM Linn	3/3	100	2/2				1/1						
8	ROBERTS Jamina	4/5	80	2/2		1/2			1/1				1	
9	PETREN Melissa	1/5	20	0/1		1/3			0/1					
10	LUNDSTROM Mathilda	1/1	100		1/1									
14	WESTBERG Johanna	3/3	100				3/3							
16	RYDE Jessica													
19	LAGERQUIST Anna													
23	LINDQVIST Emma	3/5	60			1/2		1/1	1/2					
24	HAGMAN Nathalie	3/5	60		2/3		1/2							
29	THORLEIFSDOTTIR Kristin													
38	HANSSON Elin	3/4	75		2/3			1/1						
42	CARLSON Jenny	0/1	0			0/1							1	
Bench/Team														
Totals		28/42	67	5/6	5/7	6/14	4/5	3/3	4/6	1/1	1	3		

Goalkeepers		Saves								
No.	Name	S/S	%	6m	Wing	9m	7m	FB	BT	
1	BUNDESEN Johanna	2/15	13	0/5	2/4	0/1	0/2	0/2	0/1	
16	RYDE Jessica	9/23	39	1/7	1/5	2/4	3/3	1/2	1/2	
EG		1								
Totals		11/39	28	1/12	3/9	2/5	3/5	1/4	1/3	

FRA - France

Players		Shots									Punishments			
No.	Name	G/S	%	6m	Wing	9m	7m	FB	BT	EG	YC	2Min	RC	BC
2	NOCANDY Meline	3/3	100	2/2		1/1								
4	COATANEA Pauline	4/8	50		3/6			1/2			1			
6	VALENTINI Chloe	4/4	100		3/3			1/1						
7	PINEAU Allison	0/1	0				0/1					1		
8	LASSOURCE Coralie													
10	ZAADI DEUNA Grace	3/7	43			1/3	2/4							
12	LEYNAUD Amandine													
15	NIKATE Kalidiatou	1/2	50			0/1			1/1					
16	DARLEUX Cleopatre													
19	SERCENI UGOLIN Oceane	1/2	50	1/1		0/1								
20	FLIPPES Laura	2/3	67					1/2	1/1					
24	EDWIGE Beatrice	1/1	100	1/1									2	
26	FOPPA Pauletta	6/7	86	6/7										
27	NZE MINKO Estelle	3/4	75	1/2		1/1		1/1					1	
Bench/Team														
Totals		28/42	67	11/13	6/9	3/7	2/5	3/4	2/3	1/1	1	4		

Goalkeepers		Saves								
No.	Name	S/S	%	6m	Wing	9m	7m	FB	BT	
12	LEYNAUD Amandine	2/18	11	1/2	0/4	1/5	0/2	0/3	0/2	
16	DARLEUX Cleopatre	4/15	27	0/4	1/2	1/3	0/2	2/4		
EG		1								
Totals		6/34	18	1/6	1/6	2/8	0/4	0/3	2/6	

RUNNING SCORE
 SWE - FRA

1st Half	
STROMBERG C	1 (1') 0
ROBERTS J	2 (2') 1
HANSSON E	3 (4') 2
LINDQVIST E	4 (5') 2
HANSSON E	5 (6') 3
STROMBERG C	6 (8') 5
HAGMAN N	7 (9') 6
PETREN M	8 (14') 9
LUNDSTROM M	9 (19') 12
HANSSON E	10 (23') 14
LINDQVIST E	11 (24') 15
STROMBERG C	12 (26') 15
STROMBERG C	13 (26') 15
STROMBERG C	14 (28') 15
HAGMAN N	15 (29') 16
BLOHM L	16 (30') 16
2nd Half	
WESTBERG J	17 (32') 18
STROMBERG C	18 (33') 18
HAGMAN N	19 (35') 18
ROBERTS J	20 (37') 18
LINDQVIST E	21 (39') 19
STROMBERG C	22 (43') 21
WESTBERG J	23 (45') 22
BLOHM L	24 (47') 23
BLOHM L	25 (50') 25
WESTBERG J	26 (52') 25
ROBERTS J	27 (55') 25
ROBERTS J	28 (58') 26
ROBERTS J	28 (58') 27
ROBERTS J	28 (59') 28

Legend:	
%	Efficiency
9m	9-metre Shots
EG	Empty Goal
RC	Red Cards
YC	Yellow Cards
2Min	2-Minute Suspensions
BC	Blue Cards
FB	Fast Breaks
S/S	Saves/Shots
6m	6-metre Shots
BT	Breakthroughs
G/S	Goals/Shots
Wing	Wing Shots
7m	7-metre Shots
D	Direct Red Card
No.	Uniform Number
X	Red Card After 3rd 2-Minute Suspension



Match Team Statistics

チームの試合統計 / Statistiques du match par équipe

Match 18

SWE 28 - 28 FRA
(16 - 17) (12 - 11)

Referees: FONSECA R / SANTOS D (POR)

SWE - Sweden

Players		Shots									Offence		Defence		Punishments			TP		
No.	Name	G/S	%	6m	Wing	9m	7m	FB	BT	EG	AS	TO	ST	BS	YC	2Min	RC		BC	
1	BUNDSEN Johanna																			17:22
6	STROMBERG Carin	7/10	70	1/1		3/6			2/2	1/1	2	3			1	1				46:27
7	BLOHM Linn	3/3	100	2/2				1/1			1	1		1						42:49
8	ROBERTS Jamina	4/5	80	2/2		1/2			1/1		6	1	1				1			35:04
9	PETREN Melissa	1/5	20	0/1		1/3			0/1			1								12:48
10	LUNDSTROM Mathilda	1/1	100		1/1							1								23:32
14	WESTBERG Johanna	3/3	100				3/3				2									13:24
16	RYDE Jessica											1								38:49
19	LAGERQUIST Anna										1									29:35
23	LINDQVIST Emma	3/5	60			1/2		1/1	1/2		2									51:30
24	HAGMAN Nathalie	3/5	60		2/3		1/2													36:11
29	THORLEIFSDOTTIR Kristin																			6:10
38	HANSSON Elin	3/4	75		2/3			1/1				1								59:51
42	CARLSON Jenny	0/1	0			0/1						1						1		6:28
	Bench/Team											1								
Totals		28/42	67	5/6	5/7	6/14	4/5	3/3	4/6	1/1	14	11	1	1	1	3				

Goalkeepers		Total Shots		6m Shots		Wing Shots		9m Shots		7m Shots		Fast Breaks		Breakthroughs	
No.	Name	S/S	%	S/S	%	S/S	%	S/S	%	S/S	%	S/S	%	S/S	%
1	BUNDSEN Johanna	2/15	13	0/5	0	2/4	50	0/1	0	0/2	0	0/2	0	0/1	0
16	RYDE Jessica	9/23	39	1/7	14	1/5	20	2/4	50	3/3	100	1/2	50	1/2	50
EG		1													
Totals		11/39	28	1/12	8	3/9	33	2/5	40	3/5	60	1/4	25	1/3	33

Team Shots	Goals	Saves	Missed	Post	Blocked	Total	%
6m Shots	5	1				6	83
Wing Shots	5	1		1		7	71
9m Shots	6	2	1	3	2	14	43
7m Shots	4		1		N/A	5	80
Fast Breaks	3					3	100
Breakthroughs	4	2				6	67
Empty Goal	1	N/A				1	100
Totals	28	6	2	4	2	42	67

Number of Attacks: 50, Scoring Efficiency: 56%



Match Team Statistics

チームの試合統計 / Statistiques du match par équipe

Match 18

SWE 28 - 28 FRA
(16 - 17) (12 - 11)

Referees: FONSECA R / SANTOS D (POR)

SWE - Sweden

Shots Distribution

Players

Goals / Shots

1 BUNDSSEN J	6 STROMBERG C	7 BLOHM L	8 ROBERTS J	9 PETREN M	10 LUNDSTROM M	14 WESTBERG J
	1/1	1/1	2/2			
		1/1		1/1	0/1	2/2
	1/1		2/2	0/1		1/1
			1/1	0/1	1/1	
	2-Post	1-Blocked		1-Blocked	1-Post	

16 RYDE J	19 LAGERQUIST A	23 LINDQVIST E	24 HAGMAN N	29 THORLEIFSDOTTIR K	38 HANSSON E	42 CARLSON J
			0/1			
		1/1	0/1			
			2/2		2/2	
		0/1			1/1	
		0/1	1/1			
			1-Missed		1-Post	1-Missed

Team

Goals / Shots


2/3	1/2	10/10
3/4	1/2	
5/5	1/3	5/5
2-Missed	4-Post	2-Blocked

Offence

Defence

Goalkeepers

Saves / Shots



0/2	2/4	0/3
2/5	2/2	2/6
0/8	1/3	2/6

1 BUNDSSEN J

0/2	1/2	0/1
0/2		1/1
0/4	0/1	0/2

16 RYDE J

	1/2	0/2
2/3	2/2	1/5
0/3	1/2	2/4



Match Team Statistics

チームの試合統計 / Statistiques du match par équipe

Match 18

SWE 28 - 28 FRA
(16 - 17) (12 - 11)

Referees: FONSECA R / SANTOS D (POR)

FRA - France

Players		Shots									Offence		Defence		Punishments			TP	
No.	Name	G/S	%	6m	Wing	9m	7m	FB	BT	EG	AS	TO	ST	BS	YC	2Min	RC		BC
2	NOCANDY Meline	3/3	100	2/2		1/1					1								22:53
4	COATANEA Pauline	4/8	50		3/6			1/2			1				1				50:42
6	VALENTINI Chloe	4/4	100		3/3			1/1											42:29
7	PINEAU Allison	0/1	0				0/1				2					1			25:04
8	LASSOURCE Coralie																		16:41
10	ZAADI DEUNA Grace	3/7	43			1/3	2/4				5	1							36:37
12	LEYNAUD Amandine																		29:35
15	NIAKATE Kalidiatou	1/2	50			0/1			1/1		1	2							13:51
16	DARLEUX Cleopatre																		25:49
19	SERCEN UGOLIN Oceane	1/2	50	1/1		0/1													8:39
20	FLIPPES Laura	2/3	67						1/2	1/1	3	1	1						37:14
24	EDWIGE Beatrice	1/1	100	1/1									1	2			2		40:54
26	FOPPA Pauletta	6/7	86	6/7							1	1							29:13
27	NZE MINKO Estelle	3/4	75	1/2		1/1		1/1			3	3	1				1		40:19
	Bench/Team											2							
	Totals	28/42	67	11/13	6/9	3/7	2/5	3/4	2/3	1/1	17	10	3	2	1	4			

Goalkeepers		Total Shots		6m Shots		Wing Shots		9m Shots		7m Shots		Fast Breaks		Breakthroughs	
No.	Name	S/S	%	S/S	%	S/S	%	S/S	%	S/S	%	S/S	%	S/S	%
12	LEYNAUD Amandine	2/18	11	1/2	50	0/4	0	1/5	20	0/2	0	0/3	0	0/2	0
16	DARLEUX Cleopatre	4/15	27	0/4	0	1/2	50	1/3	33	0/2	0			2/4	50
	EG		1												
	Totals	6/34	18	1/6	17	1/6	17	2/8	25	0/4	0	0/3	0	2/6	33

Team Shots	Goals	Saves	Missed	Post	Blocked	Total	%
6m Shots	11	1	1			13	85
Wing Shots	6	3				9	67
9m Shots	3	2	1		1	7	43
7m Shots	2	3			N/A	5	40
Fast Breaks	3	1				4	75
Breakthroughs	2	1				3	67
Empty Goal	1	N/A				1	100
Totals	28	11	2		1	42	67

Number of Attacks: 51, Scoring Efficiency: 55%



Empty Goal Analysis

無人ゴール 分析 / Analyses des attaques avec but vide

Match 18

SWE 28 - 28 FRA

(16 - 17) (12 - 11)

Referees: FONSECA R / SANTOS D (POR)

ATTACKS DURING OWN EMPTY GOAL SITUATION

Players on Court	Attacks		Goals		Saves		Missed		Blocked		Post		Turnovers		Scoring Efficiency -		Goals Against	
	SWE	FRA	SWE	FRA	SWE	FRA	SWE	FRA	SWE	FRA	SWE	FRA	SWE	FRA	SWE %	FRA %	SWE	FRA
7 Against 6	1	5	1	3						1			1	1	100	60		
6 Against 6	6	3	2	0	1		1	1					2	2	33	0	1	1
Others																		
Total:	7	8	3	3	1		1	1		1			2	3	43	38	1	1

GOALS/ATTACKS DURING OWN EMPTY GOAL SITUATION - ANALYSIS OF OCCURRENCE (in 5 min intervals)

Players on Court	1st Half											
	0-5		5-10		10-15		15-20		20-25		25-30	
	SWE	FRA	SWE	FRA	SWE	FRA	SWE	FRA	SWE	FRA	SWE	FRA
7 Against 6												0/1
6 Against 6			1/2		1/4							0/1
Others												
Total:			1/2		1/4							0/2

Players on Court	2nd Half											
	30-35		35-40		40-45		45-50		50-55		55-60	
	SWE	FRA	SWE	FRA	SWE	FRA	SWE	FRA	SWE	FRA	SWE	FRA
7 Against 6		0/1					1/1				1/1	2/2
6 Against 6		0/1							0/1			
Others												
Total:		0/2					1/1		0/1	1/1	2/2	

GOALS/ATTACKS DURING OWN EMPTY GOAL SITUATION - ANALYSIS BY DURATION

Team	<15 sec.	15-30 sec.	30-45 sec.	45-60 sec.	>60 sec.
SWE		1/3	1/2	0/1	1/1
FRA	2/2	0/2		1/4	

SUBSTITUTION SUMMARY

Players	SWE	FRA
Goalkeeper <-> Goalkeeper	3	2
Court Player <-> Goalkeeper	12	22
Court Player <-> Court Player	88	97
Total:	103	121



Match Report

試合レポート / Compte rendu du match

Team A										Team B																																									
A										B																																									
ANG - Angola										JPN - Japan																																									
played in										in the hall										on										at										Spectators										Match Number	
Tokyo										Yoyogi National Stadium										SAT 31 JUL 2021										09:00																				19	
Half-time (30')		A		B		End of playing time		A		B		1st overtime		A		B		2nd overtime		A		B		After penalty throws		A		B																							
		15		13				28		25																																									
Number of 7m		A		Team time-out						Full name of players and officials										Team time-out						B		Number of 7m																							
		2/4		1	7:35	2	49:21	3	58:55											1	14:12	2	44:39	3	4/5																										
No.	Team A						G	YC	2'	RC	BC	No.	Team B						G	YC	2'	RC	BC																												
5	QUIZELETE Marilia						3					4	SUNAMI Yui						2																																
6	MACHADO Juliana											5	SHIOTA Sayo																																						
8	PAULO Helena						1		1			9	YOKOSHIMA Aya						1																																
9	SANTOS Natalia						5					11	HORIKAWA Mana						3																																
10	KASSOMA Albertina						5	1				12	ITANO Minami																																						
12	SOUSA Helena						1					18	TANABE Yuki						1																																
13	FONSECA Natalia											21	IKEHARA Ayaka						1																																
16	ALMEIDA Teresa											24	HARA Nozomi						6		1																														
17	DOMBAXI Wuta						1		1			27	SASAKI Haruno						1																																
20	PASCOAL Stelvia											28	NAGATA Shiori																																						
21	CAZANGA Magda						3					30	KAMETANI Sakura																																						
25	VENANCIO Liliana						2					34	KONDO Maharuru						1																																
35	CARLOS Azenaide						2					40	FUJII Shio						5																																
90	GUIALO Isabel						5					81	ISHITATE Mayuko						4																																

Off.A	CRUZ Filipe									Off.A	KUSHIDA Ryosuke								
Off.B	NETO Edgar									Off.B	IMOTO Kohjiroh								
Off.C	CHUMA Jose									Off.C	PARECKI Antoni Jerzy								
Off.D	CALISTER Marina									Off.D	IWATANI Minako								
										Off.E	KIRKELY Ulrik					1			

A	Signatures of responsables for the teams (Off.A)										B
Remarks of referees / IHF Official											

Referees	Signatures		Signatures	
	GARCIA Mariana (ARG)		PAOLANTONI Maria Ines (ARG)	
Technical Officials	Signatures		Signatures	
	TK: HAGEN Monika (SWE)		SK: MARIC Branka (SRB)	
IHF Official	Signatures		Signatures	
	SOOS Balazs (HUN)			

Note: Number of 7m scored/awarded to resp. B, goals (G), yellow cards (YC), red cards (RC), red card after 3rd 2' suspension (X), direct red card (D) and blue cards (BC).



Results

結果 / Résultats

Match 19

ANG 28 - 25 JPN

(15 - 13) (13 - 12)

Referees: GARCIA M / PAOLANTONI MI (ARG)

ANG - Angola

Players		Shots									Punishments			
No.	Name	G/S	%	6m	Wing	9m	7m	FB	BT	EG	YC	2Min	RC	BC
5	QUIZELETE Marilia	3/4	75			0/1			3/3					
6	MACHADO Juliana	0/1	0		0/1									
8	PAULO Helena	1/1	100			1/1						1		
9	SANTOS Natalia	5/7	71	2/2	3/4		0/1							
10	KASSOMA Albertina	5/8	63	5/7		0/1					1			
12	SOUSA Helena	1/1	100							1/1				
13	FONSECA Natalia	0/2	0		0/2									
16	ALMEIDA Teresa								1/1			1		
17	DOMBAXI Wuta	1/1	100											
20	PASCOAL Stelvia													
21	CAZANGA Magda	3/3	100	1/1	1/1				1/1					
25	VENANCIO Liliana	2/2	100	2/2										
35	CARLOS Azenaide	2/2	100			2/2								
90	GUIALIO Isabel	5/11	45	0/1	1/1	2/6	2/3							
Bench/Team														
Totals		28/43	65	10/13	5/9	5/11	2/4		5/5	1/1	1	2		

Goalkeepers		Saves										
No.	Name	S/S	%	6m	Wing	9m	7m	FB	BT	EG		
12	SOUSA Helena	12/32	38	2/6	4/6	1/4	1/4	0/2	4/10			
16	ALMEIDA Teresa	0/1	0					0/1				
EG		4										
Totals		12/37	32	2/6	4/6	1/4	1/5	0/2	4/10			

JPN - Japan

Players		Shots									Punishments			
No.	Name	G/S	%	6m	Wing	9m	7m	FB	BT	EG	YC	2Min	RC	BC
4	SUNAMI Yui	2/3	67			1/2			1/1					
5	SHIOTA Sayo													
9	YOKOSHIMA Aya	1/3	33						0/1	1/2				
11	HORIKAWA Mana	3/3	100	2/2				1/1						
12	ITANO Minami													
18	TANABE Yuki	1/3	33	1/1	0/1				0/1					
21	IKEHARA Ayaka	1/3	33		1/3									
24	HARA Nozomi	6/6	100			1/1	2/2	1/1	1/1	1/1		1		
27	SASAKI Haruno	1/7	14	0/1		0/4			1/2					
28	NAGATA Shiori	0/1	0	0/1										
30	KAMETANI Sakura													
34	KONDO Maharu	1/3	33		1/2				0/1					
40	FUJII Shio	5/9	56	1/1		1/4	2/3			1/1				
81	ISHITATE Mayuko	4/4	100						3/3	1/1				
Bench/Team											1			
Totals		25/45	56	4/6	2/6	3/11	4/5	2/2	6/10	4/5	1	1		

Goalkeepers		Saves										
No.	Name	S/S	%	6m	Wing	9m	7m	FB	BT	EG		
12	ITANO Minami	5/13	38	1/4	2/4	1/4	1/1					
30	KAMETANI Sakura	8/27	30	2/9	2/5	3/5	1/3		0/5			
EG		1										
Totals		13/41	32	3/13	4/9	4/9	2/4		0/5			

RUNNING SCORE

ANG - JPN	
1st Half	
	0 (1') 1 IKEHARA A
	0 (2') 2 FUJII S
KASSOMA A	1 (4') 2
CAZANGA M	2 (6') 2
	2 (6') 3 FUJII S
	2 (7') 4 ISHITATE M
	2 (8') 5 SUNAMI Y
	2 (9') 6 SUNAMI Y
KASSOMA A	3 (9') 6
KASSOMA A	4 (11') 6
QUIZELETE M	5 (15') 6
GUIALIO I	6 (15') 6
SOUSA H	7 (16') 6
DOMBAXI W	8 (18') 6
	8 (18') 7 FUJII S
GUIALIO I	9 (19') 7
	9 (19') 8 FUJII S
KASSOMA A	10 (19') 8
	10 (20') 9 KONDO M
	10 (22') 10 HARA N
	10 (22') 11 HARA N
SANTOS N	11 (23') 11
GUIALIO I	12 (25') 11
SANTOS N	13 (26') 11
KASSOMA A	14 (28') 11
	14 (28') 12 HARA N
CAZANGA M	15 (28') 12
	15 (29') 13 HARA N

2nd Half	
QUIZELETE M	16 (31') 13
	16 (35') 14 ISHITATE M
QUIZELETE M	17 (36') 14
GUIALIO I	18 (37') 14
	18 (38') 15 TANABE Y
GUIALIO I	19 (40') 15
CAZANGA M	20 (41') 15
VENANCIO L	21 (43') 15
VENANCIO L	22 (45') 15
	22 (46') 16 HORIKAWA M
	22 (47') 17 HORIKAWA M
SANTOS N	23 (47') 17
	23 (48') 18 HARA N
	23 (49') 19 FUJII S
	23 (51') 20 HORIKAWA M
PAULO H	24 (52') 20
SANTOS N	25 (54') 20
	25 (56') 21 HARA N
	25 (57') 22 ISHITATE M
CARLOS A	26 (57') 22
	26 (57') 23 ISHITATE M
CARLOS A	27 (58') 23
SANTOS N	28 (59') 23
	28 (59') 24 SASAKI H
	28 (60') 25 YOKOSHIMA A

Legend:							
%	Efficiency	2Min	2-Minute Suspensions	6m	6-metre Shots	7m	7-metre Shots
9m	9-metre Shots	BC	Blue Cards	BT	Breakthroughs	D	Direct Red Card
EG	Empty Goal	FB	Fast Breaks	G/S	Goals/Shots	No.	Uniform Number
RC	Red Cards	S/S	Saves/Shots	Wing	Wing Shots	X	Red Card After 3rd 2-Minute Suspension
YC	Yellow Cards						



Match Team Statistics

チームの試合統計 / Statistiques du match par équipe

Match 19

ANG 28 - 25 JPN

(15 - 13) (13 - 12)

Referees: GARCIA M / PAOLANTONI MI (ARG)

ANG - Angola

Players		Shots									Offence		Defence		Punishments			TP	
No.	Name	G/S	%	6m	Wing	9m	7m	FB	BT	EG	AS	TO	ST	BS	YC	2Min	RC		BC
5	QUIZELETE Marilia	3/4	75			0/1			3/3			4							26:41
6	MACHADO Juliana	0/1	0		0/1														35:20
8	PAULO Helena	1/1	100			1/1										1			6:06
9	SANTOS Natalia	5/7	71	2/2	3/4		0/1					1							58:53
10	KASSOMA Albertina	5/8	63	5/7		0/1					2	4	1	1	1				52:20
12	SOUSA Helena	1/1	100							1/1									52:55
13	FONSECA Natalia	0/2	0		0/2							2							21:45
16	ALMEIDA Teresa																		0:20
17	DOMBAXI Wuta	1/1	100						1/1		3	2	1				1		43:15
20	PASCOAL Stelvia																		16:45
21	CAZANGA Magda	3/3	100	1/1	1/1				1/1		1	1	2						33:54
25	VENANCIO Liliana	2/2	100	2/2										3					24:33
35	CARLOS Azenaide	2/2	100			2/2													7:20
90	GUIALO Isabel	5/11	45	0/1	1/1	2/6	2/3				6	2							39:53
Bench/Team																			
Totals		28/43	65	10/13	5/9	5/11	2/4		5/5	1/1	12	16	4	4	1	2			

Goalkeepers		Total Shots		6m Shots		Wing Shots		9m Shots		7m Shots		Fast Breaks		Breakthroughs	
No.	Name	S/S	%	S/S	%	S/S	%	S/S	%	S/S	%	S/S	%	S/S	%
12	SOUSA Helena	12/32	38	2/6	33	4/6	67	1/4	25	1/4	25	0/2	0	4/10	40
16	ALMEIDA Teresa	0/1	0							0/1	0				
EG		4													
Totals		12/37	32	2/6	33	4/6	67	1/4	25	1/5	20	0/2	0	4/10	40

Team Shots	Goals	Saves	Missed	Post	Blocked	Total	%
6m Shots	10	3				13	77
Wing Shots	5	4				9	56
9m Shots	5	4		2		11	45
7m Shots	2	2			N/A	4	50
Fast Breaks							
Breakthroughs	5					5	100
Empty Goal	1	N/A				1	100
Totals	28	13		2		43	65

Number of Attacks: 55, Scoring Efficiency: 51%



Match Team Statistics

チームの試合統計 / Statistiques du match par équipe

Match 19

ANG 28 - 25 JPN
(15 - 13) (13 - 12)

Referees: GARCIA M / PAOLANTONI MI (ARG)

ANG - Angola

Shots Distribution

Players

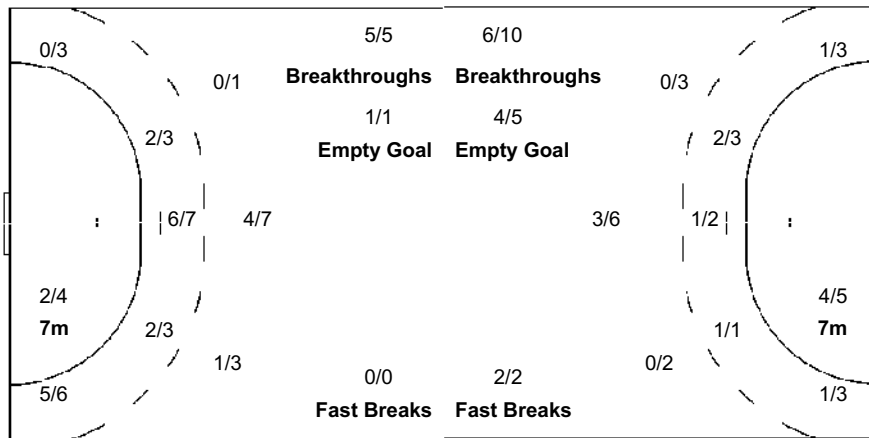
Goals / Shots

5 QUIZELETE M	6 MACHADO J	8 PAULO H	9 SANTOS N	10 KASSOMA A	12 SOUSA H	13 FONSECA N
0/1			1/2	1/1		
		1/1		0/1		0/1
3/3	0/1		1/2	3/3	1/1	0/1
1-Post						
16 ALMEIDA T	17 DOMBAXI W	20 PASCOAL S	21 CAZANGA M	25 VENANCIO L	35 CARLOS A	90 GUIALO I
	1/1		1/1	1/1	1/1	1/1
			1/1	1/1		0/2
			1/1		1/1	1/1
1-Post						

Team Goals / Shots

2/3	1/2	4/5
4/5	1/4	1/1
6/7	3/5	6/9
2-Post		

Offence



Defence

Goalkeepers Saves / Shots

0/1	2/2	
1/3	3/6	2/5
1/11	2/4	1/5

12 SOUSA H

0/1	2/2	
1/3	3/3	2/4
1/10	2/4	1/5

16 ALMEIDA T

		0/1



Match Team Statistics

チームの試合統計 / Statistiques du match par équipe

Match 19

ANG 28 - 25 JPN
(15 - 13) (13 - 12)

Referees: GARCIA M / PAOLANTONI MI (ARG)

JPN - Japan

Players		Shots									Offence		Defence		Punishments			TP	
No.	Name	G/S	%	6m	Wing	9m	7m	FB	BT	EG	AS	TO	ST	BS	YC	2Min	RC		BC
4	SUNAMI Yui	2/3	67			1/2			1/1		2	1							32:01
5	SHIOTA Sayo																		13:07
9	YOKOSHIMA Aya	1/3	33						0/1	1/2	1	2							15:59
11	HORIKAWA Mana	3/3	100	2/2				1/1											17:48
12	ITANO Minami										1								17:18
18	TANABE Yuki	1/3	33	1/1	0/1				0/1		1	1							41:42
21	IKEHARA Ayaka	1/3	33		1/3						1	1	1						59:03
24	HARA Nozomi	6/6	100			1/1	2/2	1/1	1/1	1/1		1				1			28:29
27	SASAKI Haruno	1/7	14	0/1		0/4			1/2		3								25:36
28	NAGATA Shiori	0/1	0	0/1							1	1							49:01
30	KAMETANI Sakura																		39:34
34	KONDO Maharu	1/3	33		1/2				0/1		1	1							22:28
40	FUJII Shio	5/9	56	1/1		1/4	2/3			1/1									15:24
81	ISHITATE Mayuko	4/4	100						3/3	1/1		7							42:30
Bench/Team												1			1				
Totals		25/45	56	4/6	2/6	3/11	4/5	2/2	6/10	4/5	11	16	1		1	1			

Goalkeepers		Total Shots		6m Shots		Wing Shots		9m Shots		7m Shots		Fast Breaks		Breakthroughs	
No.	Name	S/S	%	S/S	%	S/S	%	S/S	%	S/S	%	S/S	%	S/S	%
12	ITANO Minami	5/13	38	1/4	25	2/4	50	1/4	25	1/1	100				
30	KAMETANI Sakura	8/27	30	2/9	22	2/5	40	3/5	60	1/3	33			0/5	0
EG		1													
Totals		13/41	32	3/13	23	4/9	44	4/9	44	2/4	50			0/5	0

Team Shots	Goals	Saves	Missed	Post	Blocked	Total	%
6m Shots	4	2				6	67
Wing Shots	2	4				6	33
9m Shots	3	1	1	2	4	11	27
7m Shots	4	1			N/A	5	80
Fast Breaks	2					2	100
Breakthroughs	6	4				10	60
Empty Goal	4	N/A	1			5	80
Totals	25	12	2	2	4	45	56

Number of Attacks: 55, Scoring Efficiency: 45%



Match Team Statistics

チームの試合統計 / Statistiques du match par équipe

Match 19

ANG 28 - 25 JPN
(15 - 13) (13 - 12)

Referees: GARCIA M / PAOLANTONI MI (ARG)

JPN - Japan

Shots Distribution

Players

Goals / Shots


4 SUNAMI Y	5 SHIOTA S	9 YOKOSHIMA A	11 HORIKAWA M	12 ITANO M	18 TANABE Y	21 IKEHARA A
1/1		0/1			1/1	0/1
1/1		1/1	2/2	1/1	0/1	0/1
1-Blocked		1-Missed				1/1

24 HARA N	27 SASAKI H	28 NAGATA S	30 KAMETANI S	34 KONDO M	40 FUJII S	81 ISHITATE M
1/1	0/1			0/1	2/2	1/1
3/3	1/1	0/1		1/1	1/1	1/1
	1/1			0/1	1/2	1/1
	1-Missed	2-Blocked			2-Post	1-Blocked

Team Goals / Shots

1/1	0/2	
2/3	3/6	3/5
10/11	2/4	4/5
2-Missed	2-Post	4-Blocked

Offence



Goalkeepers Saves / Shots

1/3	1/2	1/5
1/5	3/4	0/1
1/7	2/5	3/9

12 ITANO M

0/2		0/2
1/3	1/1	0/1
	2/2	1/2

30 KAMETANI S

1/1	1/2	1/3
0/2	2/3	
1/7	0/2	2/7

Legend:		
%	Efficiency	
AS	Assists	
EG	Empty Goal	
RC	Red Cards	
Wing	Wing Shots	
2Min	2-Minute Suspensions	
BC	Blue Cards	
FB	Fast Breaks	
S/S	Saves/Shots	
X	Red Card After 3rd 2-Minute Suspension	
6m	6 metre Shots	
BS	Blocked Shots	
G/S	Goals/Shots	
ST	Steals	
YC	Yellow Cards	
7m	7-metre Shots	
BT	Breakthroughs	
N/A	Not Applicable	
TO	Turnover	
9m	9-metre Shots	
D	Direct Red Card	
No.	Uniform Number	
TP	Time Played	



Empty Goal Analysis

無人ゴール 分析 / Analyses des attaques avec but vide

Match 19

ANG 28 - 25 JPN

(15 - 13) (13 - 12)

Referees: GARCIA M / PAOLANTONI MI (ARG)

ATTACKS DURING OWN EMPTY GOAL SITUATION

Players on Court	Attacks		Goals		Saves		Missed		Blocked		Post		Turnovers		Scoring Efficiency -		Goals Against	
	ANG	JPN	ANG	JPN	ANG	JPN	ANG	JPN	ANG	JPN	ANG	JPN	ANG	JPN	ANG %	JPN	ANG	JPN
7 Against 6	10	7	5	0	1	5					1		3	3	50	0	3	
6 Against 6	3	2	1	0	1	1			1				1		33	0	1	1
Others	1		0		1										0			
Total:	14	9	6	0	3	6			1	1		4	3	43	0	4	1	

GOALS/ATTACKS DURING OWN EMPTY GOAL SITUATION - ANALYSIS OF OCCURRENCE (in 5 min intervals)

Players on Court	1st Half											
	0-5		5-10		10-15		15-20		20-25		25-30	
	ANG	JPN	ANG	JPN	ANG	JPN	ANG	JPN	ANG	JPN	ANG	JPN
7 Against 6												0/1
6 Against 6			0/1					0/2				
Others												
Total:			0/1				0/2					0/1

Players on Court	2nd Half											
	30-35		35-40		40-45		45-50		50-55		55-60	
	ANG	JPN	ANG	JPN	ANG	JPN	ANG	JPN	ANG	JPN	ANG	JPN
7 Against 6	1/1		1/1		2/3	0/4	1/3			0/2	0/2	
6 Against 6											1/2	
Others	0/1											
Total:	1/2		1/1		2/3	0/4	1/3			0/2	1/4	

GOALS/ATTACKS DURING OWN EMPTY GOAL SITUATION - ANALYSIS BY DURATION

Team	<15 sec.	15-30 sec.	30-45 sec.	45-60 sec.	>60 sec.
ANG	1/4	4/8	0/1		1/1
JPN	0/3	0/4	0/2		

SUBSTITUTION SUMMARY

Players	ANG	JPN
Goalkeeper <-> Goalkeeper	1	1
Court Player <-> Goalkeeper	28	16
Court Player <-> Court Player	110	131
Total:	139	148



Match Report

試合レポート / Compte rendu du match

Team A										Team B																					
A										B																					
MNE - Montenegro										KOR - Republic of Korea																					
played in					in the hall					on					at					Spectators					Match Number						
Tokyo					Yoyogi National Stadium					SAT 31 JUL 2021					11:00										20						
Half-time (30')		A		B		End of playing time		A		B		1st overtime		A		B		2nd overtime		A		B		After penalty throws		A		B			
		13		11				28		26																					
Number of 7m		A		Team time-out						Full name of players and officials										Team time-out						B		Number of 7m			
4/4				1		2		3												1		2		3		6/7					
		26:35		50:11		58:31												17:42		43:50											
No.	Team A						G	YC	2'	RC	BC	No.	Team B						G	YC	2'	RC	BC								
1	RAJCIC Marina											1	JU Hui																		
4	RADICEVIC Jovanka						6					10	WON Seonpil																		
9	JAUKOVIC Durdina						5					11	RYU Eun Hee						3												
10	PLETIKOSIC Matea											12	JEONG Jinhui																		
13	MUGOSA Dijana						1					15	CHOI Sumin						4		1										
15	KLIKOVAC Andrea						2		1			17	SIM Haein						1												
16	NENEZIC Ljubica											19	KANG Eunhye																		
34	BRNOVIC Tatjana						4	1	2			21	JO Harang						4												
55	PAVICEVIC Ivona											22	GIM Boeun								1										
66	RAMUSOVIC Ema						2					23	LEE Migyeong						10		1										
77	MEHMEDOVIC Majda						5					24	KANG Kyungmin						1												
80	DESPOTOVIC Jelena						1		1			25	JUNG Yura						2												
96	GRBIC Itana						1					27	KIM Jinyi						1												
97	VUKCEVIC Nikolina						1					34	JUNG Ji In																		

Off.A	SAVIC Maja					Off.A	SHIM Jaehong				
Off.B	POPOVIC Bojana					Off.B	KANG Jae Won				
Off.C	RISTOVIC Novak					Off.C	LEE Jongmoon				
Off.D	DAMJANOVIC Andrija	1				Off.D	LEE Yu Ri				
Off.F	DELIC Danica					Off.E	KIM Cha Youn				

A	Signatures of responsables for the teams (Off.A)										B
Remarks of referees / IHF Official											

Referees	Signatures		Signatures	
	ELSAIED Heidy (EGY)		ELSAIED Yasmina (EGY)	
Technical Officials	Signatures		Signatures	
	TK: HAGEN Monika (SWE)		SK: MARIC Branka (SRB)	
IHF Official	Signatures		Signatures	
	SOOS Balazs (HUN)			

Note: Number of 7m scored/awarded to resp. B, goals (G), yellow cards (YC), red cards (RC), red card after 3rd 2' suspension (X), direct red card (D) and blue cards (BC).



Results

結果 / Résultats

Match 20

MNE 28 - 26 KOR
(13 - 11) (15 - 15)

Referees: ELSAIED H / ELSAIED Y (EGY)

MNE - Montenegro

Players		Shots									Punishments			
No.	Name	G/S	%	6m	Wing	9m	7m	FB	BT	EG	YC	2Min	RC	BC
1	RAJCIC Marina													
4	RADICEVIC Jovanka	6/7	86	1/1	1/2		4/4							
9	JAUKOVIC Durdina	5/12	42	4/5		1/6			0/1					
10	PLETIKOSIC Matea													
13	MUGOSA Dijana	1/1	100		1/1									
15	KLIKOVAC Andrea	2/3	67	2/3									1	
16	NENEZIC Ljubica													
34	BRNOVIC Tatjana	4/6	67	4/6							1	2		
55	PAVICEVIC Ivona													
66	RAMUSOVIC Ema	2/3	67	2/3										
77	MEHMEDOVIC Majda	5/6	83	1/2	1/1			2/2		1/1				
80	DESPOTOVIC Jelena	1/2	50	0/1		1/1							1	
96	GRBIC Itana	1/5	20	0/2		0/2			1/1					
97	VUKCEVIC Nikolina	1/1	100					1/1						
Bench/Team											1			
Totals		28/46	61	14/23	3/4	2/9	4/4	3/3	1/2	1/1	2	4		

Goalkeepers		Saves							
No.	Name	S/S	%	6m	Wing	9m	7m	FB	BT
1	RAJCIC Marina	0/2	0				0/2		
16	NENEZIC Ljubica	9/33	27	3/10	2/7	1/3	0/4	0/3	3/6
Totals		9/35	26	3/10	2/7	1/3	0/6	0/3	3/6

KOR - Republic of Korea

Players		Shots									Punishments			
No.	Name	G/S	%	6m	Wing	9m	7m	FB	BT	EG	YC	2Min	RC	BC
1	JU Hui													
10	WON Seonpil	0/1	0	0/1										
11	RYU Eun Hee	3/9	33	2/2		0/4	1/2	0/1						
12	JEONG Jinhui													
15	CHOI Sumin	4/4	100	1/1	2/2			1/1					1	
17	SIM Haein	1/3	33			1/2			0/1					
19	KANG Eunhye													
21	JO Harang	4/4	100	1/1	2/2			1/1						
22	GIM Boeun												1	
23	LEE Migyeong	10/12	83	3/4			5/5		2/3				1	
24	KANG Kyungmin	1/1	100						1/1					
25	JUNG Yura	2/4	50		1/3			1/1						
27	KIM Jinyi	1/6	17	0/1		1/4			0/1					
34	JUNG Ji In													
Bench/Team														
Totals		26/44	59	7/10	5/7	2/10	6/7	3/4	3/6				3	

Goalkeepers		Saves							
No.	Name	S/S	%	6m	Wing	9m	7m	FB	BT
1	JU Hui	6/20	30	3/10	1/3	2/4	0/2		0/1
12	JEONG Jinhui	6/19	32	4/11	0/1	2/2	0/2	0/3	
EG			1						
Totals		12/40	30	7/21	1/4	4/6	0/4	0/3	0/1

RUNNING SCORE

MNE - KOR	
1st Half	
BRNOVIC T	1 (2') 0
1 (2') 1	CHOI S
KLIKOVAC A	2 (2') 1
BRNOVIC T	3 (4') 1
MEHMEDOVIC M	4 (5') 1
BRNOVIC T	5 (6') 1
5 (6') 2	LEE M
5 (8') 3	CHOI S
5 (8') 4	LEE M
KLIKOVAC A	6 (11') 4
6 (12') 5	LEE M
6 (15') 6	JUNG Y
RAMUSOVIC E	7 (18') 6
7 (20') 7	SIM H
7 (21') 8	LEE M
BRNOVIC T	8 (22') 8
MEHMEDOVIC M	9 (23') 8
RADICEVIC J	10 (23') 8
MEHMEDOVIC M	11 (25') 8
MEHMEDOVIC M	12 (26') 8
12 (27') 9	JUNG Y
12 (28') 10	CHOI S
VUKCEVIC N	13 (30') 10
13 (30') 11	RYU EH
2nd Half	
13 (32') 12	LEE M
JAUKOVIC D	14 (33') 12
14 (34') 13	KANG K
MEHMEDOVIC M	15 (36') 13
15 (38') 14	LEE M
JAUKOVIC D	16 (38') 14
JAUKOVIC D	17 (41') 14
JAUKOVIC D	18 (42') 14
RADICEVIC J	19 (43') 14
GRBIC	20 (44') 14
20 (45') 15	KIM J
20 (46') 16	CHOI S
RADICEVIC J	21 (47') 16
21 (48') 17	LEE M
DESPOTOVIC J	22 (48') 17
22 (49') 18	RYU EH
RAMUSOVIC E	23 (51') 18
MUGOSA D	24 (52') 18
24 (52') 19	JO H
JAUKOVIC D	25 (53') 19
RADICEVIC J	26 (54') 19
26 (55') 20	LEE M
26 (56') 21	LEE M
RADICEVIC J	27 (57') 21
27 (57') 22	RYU EH
RADICEVIC J	28 (58') 22
28 (58') 23	JO H
28 (59') 24	JO H
28 (60') 25	JO H
28 (60') 26	LEE M

Legend:							
%	Efficiency	2Min	2-Minute Suspensions	6m	6-metre Shots	7m	7-metre Shots
9m	9-metre Shots	BC	Blue Cards	BT	Breakthroughs	D	Direct Red Card
EG	Empty Goal	FB	Fast Breaks	G/S	Goals/Shots	No.	Uniform Number
RC	Red Cards	S/S	Saves/Shots	Wing	Wing Shots	X	Red Card After 3rd 2-Minute Suspension
YC	Yellow Cards						



Match Team Statistics

チームの試合統計 / Statistiques du match par équipe

Match 20

MNE 28 - 26 KOR
(13 - 11) (15 - 15)

Referees: ELSAIED H / ELSAIED Y (EGY)

MNE - Montenegro

Players		Shots									Offence		Defence		Punishments			TP	
No.	Name	G/S	%	6m	Wing	9m	7m	FB	BT	EG	AS	TO	ST	BS	YC	2Min	RC		BC
1	RAJCIC Marina																		0:34
4	RADICEVIC Jovanka	6/7	86	1/1	1/2		4/4				1		1						60:00
9	JAUKOVIC Durdina	5/12	42	4/5		1/6			0/1		1	3	1						51:50
10	PLETIKOSIC Matea										1	1							3:47
13	MUGOSA Dijana	1/1	100		1/1														17:40
15	KLIKOVAC Andrea	2/3	67	2/3												1			47:00
16	NENEZIC Ljubica																		55:43
34	BRNOVIC Tatjana	4/6	67	4/6							2	3	2	2	1	2			39:00
55	PAVICEVIC Ivona																		
66	RAMUSOVIC Ema	2/3	67	2/3							1								27:55
77	MEHMEDOVIC Majda	5/6	83	1/2	1/1			2/2		1/1		1							41:46
80	DESPOTOVIC Jelena	1/2	50	0/1		1/1					2	3	1	1		1			21:54
96	GRBIC Itana	1/5	20	0/2		0/2			1/1		8	2							31:18
97	VUKCEVIC Nikolina	1/1	100						1/1					1					21:33
	Bench/Team															1			
	Totals	28/46	61	14/23	3/4	2/9	4/4	3/3	1/2	1/1	16	13	6	3	2	4			

Goalkeepers		Total Shots		6m Shots		Wing Shots		9m Shots		7m Shots		Fast Breaks		Breakthroughs	
No.	Name	S/S	%	S/S	%	S/S	%	S/S	%	S/S	%	S/S	%	S/S	%
1	RAJCIC Marina	0/2	0							0/2	0				
16	NENEZIC Ljubica	9/33	27	3/10	30	2/7	29	1/3	33	0/4	0	0/3	0	3/6	50
	Totals	9/35	26	3/10	30	2/7	29	1/3	33	0/6	0	0/3	0	3/6	50

Team Shots	Goals	Saves	Missed	Post	Blocked	Total	%
6m Shots	14	7		2		23	61
Wing Shots	3	1				4	75
9m Shots	2	4		2	1	9	22
7m Shots	4				N/A	4	100
Fast Breaks	3					3	100
Breakthroughs	1		1			2	50
Empty Goal	1	N/A				1	100
Totals	28	12	1	4	1	46	61

Number of Attacks: 58, Scoring Efficiency: 48%



Match Team Statistics

チームの試合統計 / Statistiques du match par équipe

Match 20

MNE 28 - 26 KOR
(13 - 11) (15 - 15)

Referees: ELSAIED H / ELSAIED Y (EGY)

MNE - Montenegro

Shots Distribution

Players

Goals / Shots


1 RAJCIC M	4 RADICEVIC J	9 JAUKOVIC D	10 PLETIKOSIC M	13 MUGOSA D	15 KLIKOVAC A	16 NENEZIC L
	1/2					
	1/1	3/4	1/2		0/1	
	2/2	1/1	0/1	1/1	1/1	
		1-Missed 2-Post 1-Blocked				

34 BRNOVIC T	55 PAVICEVIC I	66 RAMUSOVIC E	77 MEHMEDOVIC M	80 DESPOTOVIC J	96 GRBIC I	97 VUKCEVIC N
			1/1	2/2	1/2	
				0/1	0/1	1/1
1/1	2/3	1/1		1/1	0/1	
1-Post		1/1	1/2		1-Post	

Team Goals / Shots

2/3	1/2	3/3
5/7	0/2	1/4
4/4	7/9	5/6
1-Missed	4-Post	1-Blocked

Offence



Defence

Goalkeepers Saves / Shots

0/1	0/1	1/3
1/4	1/1	4/8
0/5	2/5	0/7

1 RAJCIC M

0/1		0/1

16 NENEZIC L

	0/1	1/3
1/4	1/1	4/7
0/5	2/5	0/7



Match Team Statistics

チームの試合統計 / Statistiques du match par équipe

Match 20

MNE 28 - 26 KOR
(13 - 11) (15 - 15)

Referees: ELSAIED H / ELSAIED Y (EGY)

KOR - Republic of Korea

Players		Shots									Offence		Defence		Punishments			TP	
No.	Name	G/S	%	6m	Wing	9m	7m	FB	BT	EG	AS	TO	ST	BS	YC	2Min	RC		BC
1	JU Hui																		29:00
10	WON Seonpil	0/1	0	0/1								1							8:10
11	RYU Eun Hee	3/9	33	2/2		0/4	1/2	0/1			3	5	3						53:08
12	JEONG Jinhui																		28:40
15	CHOI Sumin	4/4	100	1/1	2/2			1/1				3				1			51:29
17	SIM Haein	1/3	33			1/2			0/1		3	1							41:34
19	KANG Eunhye										2	1		1					35:54
21	JO Harang	4/4	100	1/1	2/2			1/1			1	1							10:41
22	GIM Boeun															1			19:12
23	LEE Migyeong	10/12	83	3/4			5/5		2/3		2	2				1			50:57
24	KANG Kyungmin	1/1	100						1/1			2							13:36
25	JUNG Yura	2/4	50		1/3			1/1				1							57:57
27	KIM Jinyi	1/6	17	0/1		1/4			0/1		2								19:42
34	JUNG Ji In																		
	Bench/Team																		
Totals		26/44	59	7/10	5/7	2/10	6/7	3/4	3/6		13	17	3	1		3			

Goalkeepers		Total Shots		6m Shots		Wing Shots		9m Shots		7m Shots		Fast Breaks		Breakthroughs	
No.	Name	S/S	%	S/S	%	S/S	%	S/S	%	S/S	%	S/S	%	S/S	%
1	JU Hui	6/20	30	3/10	30	1/3	33	2/4	50	0/2	0			0/1	0
12	JEONG Jinhui	6/19	32	4/11	36	0/1	0	2/2	100	0/2	0	0/3	0		
EG		1													
Totals		12/40	30	7/21	33	1/4	25	4/6	67	0/4	0	0/3	0	0/1	0

Team Shots	Goals	Saves	Missed	Post	Blocked	Total	%
6m Shots	7	3				10	70
Wing Shots	5	2				7	71
9m Shots	2	1	2	2	3	10	20
7m Shots	6			1	N/A	7	86
Fast Breaks	3			1		4	75
Breakthroughs	3	3				6	50
Empty Goal		N/A					
Totals	26	9	2	4	3	44	59

Number of Attacks: 58, Scoring Efficiency: 45%



Match Team Statistics

チームの試合統計 / Statistiques du match par équipe

Match 20

MNE 28 - 26 KOR
(13 - 11) (15 - 15)

Referees: ELSAIED H / ELSAIED Y (EGY)

KOR - Republic of Korea

Players
Goals / Shots

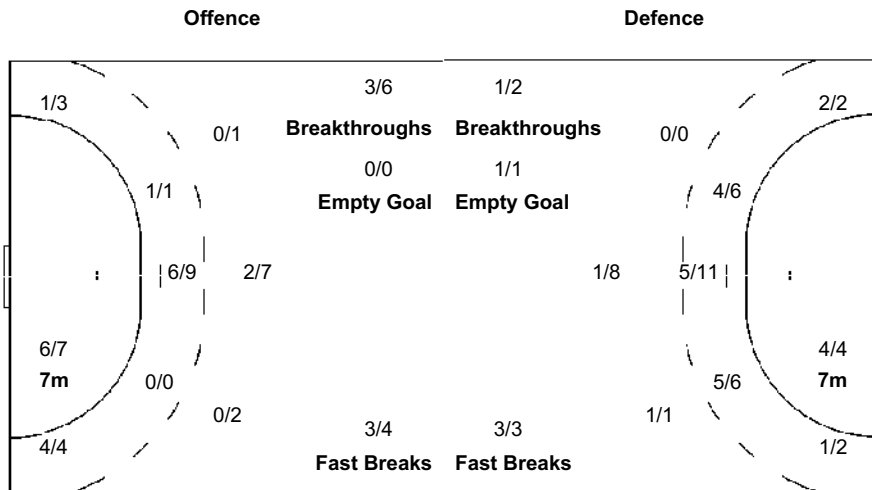
Shots Distribution

1 JU H	10 WON S	11 RYU EH	12 JEONG J	15 CHOI S	17 SIM H	19 KANG E
		1/1				
	0/1	2/2		1/1	0/1	
				2/2	1/1	
		2-Missed 2-Post 2-Blocked			1-Post	

21 JO H	22 GIM B	23 LEE M	24 KANG K	25 JUNG Y	27 KIM J	34 JUNG JI
1/1		1/1				
		2/3	1/1	0/1	0/1	
2/2		3/3		1/1	1/2	
		0/1			0/1	
		3/3			1-Post 1-Blocked	

Team Goals / Shots

1/1	1/1	2/3
3/4	0/1	4/8
5/5	3/5	7/7
2-Missed	4-Post	3-Blocked



Goalkeepers Saves / Shots

1/3	1/2	0/3
2/7	2/2	3/4
0/4	2/9	1/6

1 JU H

0/1	1/1	0/1
2/7		2/3
0/1	1/5	0/1

12 JEONG J

1/2	0/1	0/2
	2/2	1/1
0/3	1/3	1/5

Legend:

%	Efficiency	2Min	2-Minute Suspensions	6m	6 metre Shots	7m	7-metre Shots	9m	9-metre Shots
AS	Assists	BC	Blue Cards	BS	Blocked Shots	BT	Breakthroughs	D	Direct Red Card
EG	Empty Goal	FB	Fast Breaks	G/S	Goals/Shots	N/A	Not Applicable	No.	Uniform Number
RC	Red Cards	S/S	Saves/Shots	ST	Steals	TO	Turnover	TP	Time Played
Wing	Wing Shots	X	Red Card After 3rd 2-Minute Suspension	YC	Yellow Cards				



Empty Goal Analysis

無人ゴール 分析 / Analyses des attaques avec but vide

Match 20

MNE 28 - 26 KOR

(13 - 11) (15 - 15)

Referees: ELSAIED H / ELSAIED Y (EGY)

ATTACKS DURING OWN EMPTY GOAL SITUATION

Players on Court	Attacks		Goals		Saves		Missed		Blocked		Post		Turnovers		Scoring Efficiency -		Goals Against	
	MNE	KOR	MNE	KOR	MNE	KOR	MNE	KOR	MNE	KOR	MNE	KOR	MNE	KOR	MNE %	KOR %	MNE	KOR
7 Against 6	7		1		3						1		2		14			
6 Against 6		3		1				1						1		33		
Others	1	2	1	0									2		100	0		1
Total:	8	5	2	1	3	1					1		2	3	25	20		1

GOALS/ATTACKS DURING OWN EMPTY GOAL SITUATION - ANALYSIS OF OCCURRENCE (in 5 min intervals)

Players on Court	1st Half											
	0-5		5-10		10-15		15-20		20-25		25-30	
	MNE	KOR	MNE	KOR	MNE	KOR	MNE	KOR	MNE	KOR	MNE	KOR
7 Against 6							1/4		0/1			
6 Against 6										0/2		
Others									1/1	0/1		
Total:							1/4		1/2	0/3		

Players on Court	2nd Half											
	30-35		35-40		40-45		45-50		50-55		55-60	
	MNE	KOR	MNE	KOR	MNE	KOR	MNE	KOR	MNE	KOR	MNE	KOR
7 Against 6											0/2	
6 Against 6						1/1						
Others						0/1						
Total:						1/2					0/2	

GOALS/ATTACKS DURING OWN EMPTY GOAL SITUATION - ANALYSIS BY DURATION

Team	<15 sec.	15-30 sec.	30-45 sec.	45-60 sec.	>60 sec.
MNE		1/5	1/3		
KOR		1/4		0/1	

SUBSTITUTION SUMMARY

Players	MNE	KOR
Goalkeeper <-> Goalkeeper	4	5
Court Player <-> Goalkeeper	14	12
Court Player <-> Court Player	94	56
Total:	112	73



Match Report

試合レポート / Compte rendu du match

Team A										Team B																																									
A										B																																									
ROC - ROC										FRA - France																																									
played in										in the hall										on										at										Spectators										Match Number	
Tokyo										Yoyogi National Stadium										SAT 31 JUL 2021										14:15																				21	
Half-time (30')		A		B		End of playing time		A		B		1st overtime		A		B		2nd overtime		A		B		After penalty throws		A		B																							
		15		17				28		27																																									
Number of 7m		A		Team time-out						Full name of players and officials										Team time-out						B		Number of 7m																							
9/9		1		19:44		2		3												1		25:16		2		36:15		3		55:20		6/6																			
No.	Team A						G	YC	2'	RC	BC	No.	Team B						G	YC	2'	RC	BC																												
1	SEDOYKINA Anna											2	NOCANDY Meline						4																																
2	KUZNETSOVA Polina						3					3	DANCETTE Blandine																																						
3	GORSHKOVA Polina								1			6	VALENTINI Chloe						1																																
7	DMITRIEVA Daria						4					7	PINEAU Allison						9																																
8	SEN Anna											8	LASSOURCE Coralie																																						
13	VYAKHIREVA Anna						5					10	ZAADI DEUNA Grace						2		1																														
14	VEDEKHINA Polina						3					12	LEYNAUD Amandine																																						
17	BOBROVNIKOVA Vladlena											15	NIAKATE Kalidiatou																																						
19	MAKEEVA Kseniia							1				16	DARLEUX Cleopatre																																						
25	FOMINA Olga						4					19	SERCIEN UGOLIN Oceane						1																																
33	ILINA Ekaterina						9					20	FLIPPES Laura						6		1																														
36	MANAGAROVA Iuliia											24	EDWIGE Beatrice																																						
39	SKOROBOGATCHENKO Antonina											26	FOPPA Pauletta						2																																
88	KALININA Viktoriia											27	NZE MINKO Estelle						2																																

Off.A	ALEKSEEV Alexey	1						Off.A	KRUMBHOLZ Olivier						
Off.B	AKOPIAN Olga							Off.B	GARDILLOU Sebastien	1					
Off.C	HLAVATY Tomas							Off.C	CONORT Cindy						
Off.D	DOLGACHEV Vladislav							Off.D	TERZI Pierre						
Off.F	BODNIEVA Liudmila							Off.E	GILLET Pierre						

A	Signatures of responsables for the teams (Off.A)		B
Remarks of referees / IHF Official			

Referees	Signatures		Signatures	
	HANSEN Mads (DEN)		MADSEN Jesper (DEN)	
Technical Officials	Signatures		Signatures	
	TK: ADJEMIAN Teodoro (ARG)		SK: SEDREZ Salvio (BRA)	
IHF Official	Signatures		Signatures	
	NACHEVSKI Dragan (MKD)			

Note: Number of 7m scored/awarded to resp. B, goals (G), yellow cards (YC), red cards (RC), red card after 3rd 2' suspension (X), direct red card (D) and blue cards (BC).



Results

結果 / Résultats

ROC 28 - 27 FRA
 (15 - 17) (13 - 10)

Match 21

Referees: HANSEN M / MADSEN J (DEN)

ROC - ROC

Players		Shots									Punishments			
No.	Name	G/S	%	6m	Wing	9m	7m	FB	BT	EG	YC	2Min	RC	BC
1	SEDOYKINA Anna													
2	KUZNETSOVA Polina	3/4	75		3/4									
3	GORSHKOVA Polina											1		
7	DMITRIEVA Daria	4/5	80	2/3		2/2								
8	SEN Anna													
13	VYAKHIREVA Anna	5/10	50	0/4	2/2			0/1	3/3					
14	VEDEKHINA Polina	3/4	75	2/3		1/1								
17	BOBROVNIKOVA Vladlena	0/3	0			0/3								
19	MAKEEVA Kseniia	0/2	0	0/2							1			
25	FOMINA Olga	4/5	80	0/1	3/3			1/1						
33	ILINA Ekaterina	9/9	100				9/9							
36	MANAGAROVA Iuliia	0/1	0					0/1						
39	SKOROBOGATCHENKO Antonina	0/1	0	0/1										
88	KALININA Viktoriia													
Bench/Team											1			
Totals		28/44	64	4/14	8/9	3/6	9/9	1/3	3/3		2	1		

Goalkeepers		Saves							
No.	Name	S/S	%	6m	Wing	9m	7m	FB	BT
1	SEDOYKINA Anna	5/15	33	3/8		1/2	0/4	1/1	
88	KALININA Viktoriia	2/19	11	1/6	0/3	1/1	0/2	0/4	0/3
Totals		7/34	21	4/14	0/3	2/3	0/6	1/5	0/3

FRA - France

Players		Shots									Punishments			
No.	Name	G/S	%	6m	Wing	9m	7m	FB	BT	EG	YC	2Min	RC	BC
2	NOCANDY Meline	4/4	100	3/3		1/1								
3	DANCETTE Blandine	0/1	0		0/1									
6	VALENTINI Chloe	1/1	100					1/1						
7	PINEAU Allison	9/11	82	1/2	1/1		6/6	1/2						
8	LASSOURCE Coralie													
10	ZAADI DEUNA Grace	2/3	67	2/2		0/1						1		
12	LEYNAUD Amandine													
15	NIAKATE Kalidiatou	0/1	0	0/1										
16	DARLEUX Cleopatre													
19	SERCIEU UGOLIN Oceane	1/2	50	1/2										
20	FLIPPES Laura	6/7	86	1/1	2/2	0/1		2/2	1/1			1		
24	EDWIGE Beatrice	0/1	0	0/1										
26	FOPPA Pauletta	2/3	67	2/3										
27	NZE MINKO Estelle	2/4	50	0/2					2/2					
Bench/Team											1			
Totals		27/38	71	10/17	3/4	1/3	6/6	4/5	3/3		1	2		

Goalkeepers		Saves							
No.	Name	S/S	%	6m	Wing	9m	7m	FB	BT
12	LEYNAUD Amandine	4/19	21	3/5	1/7	0/1	0/5		0/1
16	DARLEUX Cleopatre	4/17	24	2/4	0/2	1/3	0/4	1/2	0/2
Totals		8/36	22	5/9	1/9	1/4	0/9	1/2	0/3

RUNNING SCORE

ROC - FRA	
1st Half	
0 (3') 1	FLIPPES L
0 (3') 2	NZE MINKO E
1 (6') 3	PINEAU A
2 (7') 3	ILINA E
3 (8') 3	DMITRIEVA D
4 (8') 3	ILINA E
4 (9') 4	FOPPA P
4 (10') 5	NZE MINKO E
5 (10') 5	ILINA E
6 (12') 5	KUZNETSOVA P
7 (14') 5	ILINA E
8 (16') 5	ILINA E
8 (16') 6	FLIPPES L
9 (17') 6	DMITRIEVA D
9 (17') 7	PINEAU A
9 (19') 8	NOCANDY M
10 (21') 8	FOMINA O
10 (21') 9	SERCIEU UGOLIN O
11 (22') 9	FOMINA O
11 (23') 10	FLIPPES L
11 (24') 11	PINEAU A
11 (24') 12	FLIPPES L
11 (25') 13	VALENTINI C
11 (26') 14	NOCANDY M
11 (27') 15	FLIPPES L
12 (27') 15	VYAKHIREVA A
12 (28') 16	PINEAU A
13 (29') 16	KUZNETSOVA P
14 (30') 16	VYAKHIREVA A
14 (30') 17	FLIPPES L
15 (30') 17	KUZNETSOVA P
2nd Half	
15 (32') 18	ZAADI DEUNA G
16 (32') 18	VYAKHIREVA A
17 (34') 18	FOMINA O
18 (36') 18	FOMINA O
18 (37') 19	PINEAU A
19 (39') 19	ILINA E
19 (39') 20	PINEAU A
19 (42') 21	PINEAU A
20 (42') 21	ILINA E
20 (43') 22	FOPPA P
21 (44') 22	VYAKHIREVA A
21 (46') 23	PINEAU A
22 (47') 23	DMITRIEVA D
22 (49') 24	DMITRIEVA D
23 (49') 24	VEDEKHINA P
24 (49') 24	DMITRIEVA D
24 (52') 25	NOCANDY M
25 (52') 25	VYAKHIREVA A
26 (53') 25	VEDEKHINA P
27 (56') 25	ILINA E
27 (56') 26	ZAADI DEUNA G
27 (58') 27	PINEAU A
28 (58') 27	ILINA E

Legend:							
%	Efficiency	2Min	2-Minute Suspensions	6m	6-metre Shots	7m	7-metre Shots
9m	9-metre Shots	BC	Blue Cards	BT	Breakthroughs	D	Direct Red Card
EG	Empty Goal	FB	Fast Breaks	G/S	Goals/Shots	No.	Uniform Number
RC	Red Cards	S/S	Saves/Shots	Wing	Wing Shots	X	Red Card After 3rd 2-Minute Suspension
YC	Yellow Cards						



Match Team Statistics

チームの試合統計 / Statistiques du match par équipe

Match 21

ROC 28 - 27 FRA
(15 - 17) (13 - 10)

Referees: HANSEN M / MADSEN J (DEN)

ROC - ROC

Players		Shots									Offence		Defence		Punishments			TP	
No.	Name	G/S	%	6m	Wing	9m	7m	FB	BT	EG	AS	TO	ST	BS	YC	2Min	RC		BC
1	SEDOYKINA Anna										1								30:04
2	KUZNETSOVA Polina	3/4	75		3/4							1	2						53:36
3	GORSHKOVA Polina											1				1			8:31
7	DMITRIEVA Daria	4/5	80	2/3		2/2					2	5							54:03
8	SEN Anna											1							10:31
13	VYAKHIREVA Anna	5/10	50	0/4	2/2			0/1	3/3		8								56:39
14	VEDEKHINA Polina	3/4	75	2/3		1/1					1	2							22:54
17	BOBROVNIKOVA Vladlena	0/3	0			0/3					3	2							31:07
19	MAKEEVA Kseniia	0/2	0	0/2							3	1	2		1				53:36
25	FOMINA Olga	4/5	80	0/1	3/3			1/1				1	1						28:20
33	ILINA Ekaterina	9/9	100				9/9												7:33
36	MANAGAROVA Iuliia	0/1	0					0/1											31:35
39	SKOROBOGATCHENKO Antonina	0/1	0	0/1															2:39
88	KALININA Viktoriia																		28:52
	Bench/Team															1			
Totals		28/44	64	4/14	8/9	3/6	9/9	1/3	3/3		18	14	5		2	1			

Goalkeepers		Total Shots		6m Shots		Wing Shots		9m Shots		7m Shots		Fast Breaks		Breakthroughs	
No.	Name	S/S	%	S/S	%	S/S	%	S/S	%	S/S	%	S/S	%	S/S	%
1	SEDOYKINA Anna	5/15	33	3/8	38			1/2	50	0/4	0	1/1	100		
88	KALININA Viktoriia	2/19	11	1/6	17	0/3	0	1/1	100	0/2	0	0/4	0	0/3	0
Totals		7/34	21	4/14	29	0/3	0	2/3	67	0/6	0	1/5	20	0/3	0

Team Shots	Goals	Saves	Missed	Post	Blocked	Total	%
6m Shots	4	5	4		1	14	29
Wing Shots	8	1				9	89
9m Shots	3	1		1	1	6	50
7m Shots	9				N/A	9	100
Fast Breaks	1	1		1		3	33
Breakthroughs	3					3	100
Empty Goal		N/A					
Totals	28	8	4	2	2	44	64

Number of Attacks: 54, Scoring Efficiency: 52%



Match Team Statistics

チームの試合統計 / Statistiques du match par équipe

Match 21

ROC 28 - 27 FRA
(15 - 17) (13 - 10)

Referees: HANSEN M / MADSEN J (DEN)

ROC - ROC

Shots Distribution

Players

Goals / Shots

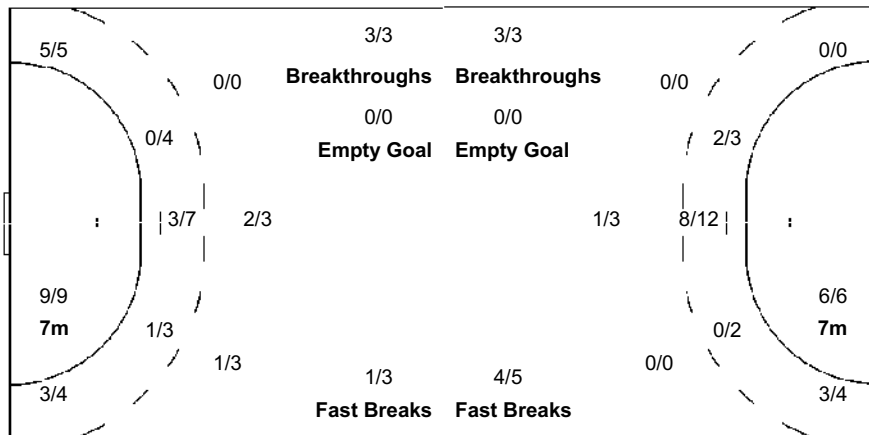
1 SEDOYKINA A	2 KUZNETSOVA P	3 GORSHKOVA P	7 DMITRIEVA D	8 SEN A	13 VYAKHIREVA A	14 VEDEKHINA P
	1/2		1/1 1/1		2/3	
					0/1 1/1	1/1
	2/2		2/2		1/1 1/1	1/1 1/2
				1-Blocked	3-Missed	

17 BOBROVNIKOVA V	19 MAKEEVA K	25 FOMINA O	33 ILINA E	36 MANAGAROVA I	39 SKOROBOGATCHENKO A	88 KALININA V
	0/1		3/3 1/1			
		1/1				
0/1	0/1	3/3	5/5		0/1	
1-Post 1-Blocked		1-Missed		1-Post		

Team Goals / Shots

6/7	2/3	1/2
2/2	0/1	1/1
3/5	1/1	12/14
4-Missed	2-Post	2-Blocked

Offence



Goalkeepers Saves / Shots

1/9		1/5
2/3		0/1
2/11	1/3	0/2

1 SEDOYKINA A

0/2		1/2
1/1		
2/8	1/1	0/1

88 KALININA V

1/7		0/3
1/2		0/1
0/3	0/2	0/1



Match Team Statistics

チームの試合統計 / Statistiques du match par équipe

Match 21

ROC 28 - 27 FRA

(15 - 17) (13 - 10)

Referees: HANSEN M / MADSEN J (DEN)

FRA - France

Players		Shots									Offence		Defence		Punishments			TP	
No.	Name	G/S	%	6m	Wing	9m	7m	FB	BT	EG	AS	TO	ST	BS	YC	2Min	RC		BC
2	NOCANDY Meline	4/4	100	3/3		1/1					3	1							22:27
3	DANCETTE Blandine	0/1	0		0/1						1								35:30
6	VALENTINI Chloe	1/1	100					1/1											27:56
7	PINEAU Allison	9/11	82	1/2	1/1		6/6	1/2			1	4	2						34:39
8	LASSOURCE Coralie										1								30:58
10	ZAADI DEUNA Grace	2/3	67	2/2		0/1					3	2				1			25:54
12	LEYNAUD Amandine																		28:07
15	NIAKATE Kalidiatou	0/1	0	0/1								2							8:51
16	DARLEUX Cleopatre																		28:15
19	SERCEN UGOLIN Oceane	1/2	50	1/2							1	2							22:27
20	FLIPPES Laura	6/7	86	1/1	2/2	0/1		2/2	1/1		1	3	1			1			52:17
24	EDWIGE Beatrice	0/1	0	0/1										2					31:12
26	FOPPA Pauletta	2/3	67	2/3							1								34:33
27	NZE MINKO Estelle	2/4	50	0/2					2/2		1	4	3						36:54
Bench/Team																1			
Totals		27/38	71	10/17	3/4	1/3	6/6	4/5	3/3		13	18	6	2	1	2			

Goalkeepers		Total Shots		6m Shots		Wing Shots		9m Shots		7m Shots		Fast Breaks		Breakthroughs	
No.	Name	S/S	%	S/S	%	S/S	%	S/S	%	S/S	%	S/S	%	S/S	%
12	LEYNAUD Amandine	4/19	21	3/5	60	1/7	14	0/1	0	0/5	0			0/1	0
16	DARLEUX Cleopatre	4/17	24	2/4	50	0/2	0	1/3	33	0/4	0	1/2	50	0/2	0
Totals		8/36	22	5/9	56	1/9	11	1/4	25	0/9	0	1/2	50	0/3	0

Team Shots	Goals	Saves	Missed	Post	Blocked	Total	%
6m Shots	10	4	2	1		17	59
Wing Shots	3		1			4	75
9m Shots	1	2				3	33
7m Shots	6				N/A	6	100
Fast Breaks	4	1				5	80
Breakthroughs	3					3	100
Empty Goal		N/A					
Totals	27	7	3	1		38	71

Number of Attacks: 54, Scoring Efficiency: 50%



Match Team Statistics

チームの試合統計 / Statistiques du match par équipe

Match 21

ROC 28 - 27 FRA
(15 - 17) (13 - 10)

Referees: HANSEN M / MADSEN J (DEN)

FRA - France

Shots Distribution

Players


Goals / Shots

2 NOCANDY M	3 DANCETTE B	6 VALENTINI C	7 PINEAU A	8 LASSOURCE C	10 ZAADI DEUNA G	12 LEYNAUD A
1/1			3/3		1/1	
			0/1			
1/1	1/1	1/1	3/3	1/1	1/1	
	1-Missed		1-Post			
15 NIAKATE K	16 DARLEUX C	19 SERCIEN UGOLIN O	20 FLIPPES L	24 EDWIGE B	26 FOPPA P	27 NZE MINKO E
			3/4			
		1/1	1/1		1/1	
			1/1	0/1		
0/1		1-Missed			1-Missed	1/3
						1/1

Team Goals / Shots

8/9		4/5
1/3		1/1
9/11	2/3	2/2
3-Missed	1-Post	

Offence



Goalkeepers Saves / Shots

1/7	1/3	1/2
0/2	1/1	0/1
2/5	0/1	2/14

12 LEYNAUD A		
0/5	1/3	1/2
0/1		
0/2		2/6

16 DARLEUX C		
1/2		
0/1	1/1	0/1
2/3	0/1	0/8

Legend:		
%	Efficiency	
AS	Assists	
EG	Empty Goal	
RC	Red Cards	
Wing	Wing Shots	
2Min	2-Minute Suspensions	
BC	Blue Cards	
FB	Fast Breaks	
S/S	Saves/Shots	
X	Red Card After 3rd 2-Minute Suspension	
6m	6 metre Shots	
BS	Blocked Shots	
G/S	Goals/Shots	
ST	Steals	
YC	Yellow Cards	
7m	7-metre Shots	
BT	Breakthroughs	
N/A	Not Applicable	
TO	Turnover	
9m	9-metre Shots	
D	Direct Red Card	
No.	Uniform Number	
TP	Time Played	



Empty Goal Analysis

無人ゴール 分析 / Analyses des attaques avec but vide

Match 21

ROC 28 - 27 FRA

(15 - 17) (13 - 10)

Referees: HANSEN M / MADSEN J (DEN)

ATTACKS DURING OWN EMPTY GOAL SITUATION

Players on Court	Attacks		Goals		Saves		Missed		Blocked		Post		Turnovers		Scoring Efficiency -		Goals Against	
	ROC	FRA	ROC	FRA	ROC	FRA	ROC	FRA	ROC	FRA	ROC	FRA	ROC	FRA	ROC	%FRA	ROC	FRA
7 Against 6		4		1		1							2		25			
6 Against 6	2	2	2	0				1					1		100		0	
Others																		
Total:	2	6	2	1		1		1					3		100		17	

GOALS/ATTACKS DURING OWN EMPTY GOAL SITUATION - ANALYSIS OF OCCURRENCE (in 5 min intervals)

Players on Court	1st Half											
	0-5		5-10		10-15		15-20		20-25		25-30	
	ROC	FRA	ROC	FRA	ROC	FRA	ROC	FRA	ROC	FRA	ROC	FRA
7 Against 6						0/1						
6 Against 6		0/1				0/1					2/2	
Others												
Total:		0/1				0/2					2/2	

Players on Court	2nd Half											
	30-35		35-40		40-45		45-50		50-55		55-60	
	ROC	FRA	ROC	FRA	ROC	FRA	ROC	FRA	ROC	FRA	ROC	FRA
7 Against 6												1/3
6 Against 6												
Others												
Total:												1/3

GOALS/ATTACKS DURING OWN EMPTY GOAL SITUATION - ANALYSIS BY DURATION

Team	<15 sec.	15-30 sec.	30-45 sec.	45-60 sec.	>60 sec.
ROC		1/1	1/1		
FRA		1/4	0/1	0/1	

SUBSTITUTION SUMMARY

Players	ROC	FRA
Goalkeeper <-> Goalkeeper	5	3
Court Player <-> Goalkeeper	4	16
Court Player <-> Court Player	42	119
Total:	51	138



Match Report

試合レポート / Compte rendu du match

Team A										Team B																																									
A										B																																									
BRA - Brazil										SWE - Sweden																																									
played in										in the hall										on										at										Spectators										Match Number	
Tokyo										Yoyogi National Stadium										SAT 31 JUL 2021										16:15																				22	
Half-time (30')		A		B		End of playing time		A		B		1st overtime		A		B		2nd overtime		A		B		After penalty throws		A		B																							
		13		15				31		34																																									
Number of 7m		A		Team time-out						Full name of players and officials										Team time-out						B		Number of 7m																							
8/10		1		23:03		2		52:32		3		55:55												1		16:51		2		51:37		3		59:44		3/4															
No.	Team A						G	YC	2'	RC	BC	No.	Team B						G	YC	2'	RC	BC																												
2	de PAULA Bruna						4					1	BUNDSEN Johanna																																						
3	DO NASCIMENTO Alexandra						7					6	STROMBERG Carin						5																																
7	de ARAUJO Tamires						1		2			7	BLOHM Linn						3																																
9	RODRIGUES BELO Ana Paula						6					8	ROBERTS Jamina						6		1																														
12	ARENHART Barbara											9	PETREN Melissa																																						
18	AMORIM TALESKA Eduarda						3		1			10	LUNDSTROM Mathilda						4		1																														
20	ARAUJO Larissa						4					14	WESTBERG Johanna						2																																
21	CARDOSO Adriana						2					16	RYDE Jessica																																						
22	VIEIRA Samara						1					19	LAGERQUIST Anna								1																														
23	GUARIEIRO Giulia								1			23	LINDQVIST Emma						3		2																														
49	MATIELI Patricia						2					24	HAGMAN Nathalie						4																																
77	da ROCHA Dayane											29	THORLEIFSDOTTIR Kristin																																						
87	de ARRUDA Renata						1					38	HANSSON Elin						6																																
91	VENTURA Livia											42	CARLSON Jenny						1																																

Off.A	SOLAR ABERASTURI Juan Carlos					Off.A	WIBERG Johanna				
Off.B	DUENAS de GALARZA Jorge	1				Off.B	AXNER Tomas				
Off.C	da ROCHA SILVA Cristiano					Off.C	FORSBERG Thomas				
Off.D	SANTOS ROCHA Jessica					Off.D	LUNING Hampus				
Off.E	CASAGRANDE HERDEIRO A. F.					Off.F	HALLQVIST Annelie				

A	Signatures of responsables for the teams (Off.A)										B
Remarks of referees / IHF Official											

Referees	Signatures				Signatures			
	KOO Bonok (KOR)				LEE Seok (KOR)			
Technical Officials								
	TK: POSAVEC Josip (CRO)				SK: REISINGER Gerhard (AUT)			
IHF Official								
	RATZ Felix (SUI)							

Note: Number of 7m scored/awarded to resp. B, goals (G), yellow cards (YC), red cards (RC), red card after 3rd 2' suspension (X), direct red card (D) and blue cards (BC).



Results

結果 / Résultats

Match 22

BRA 31 - 34 SWE
(13 - 15) (18 - 19)

Referees: KOO B / LEE S (KOR)

BRA - Brazil

Players		Shots									Punishments			
No.	Name	G/S	%	6m	Wing	9m	7m	FB	BT	EG	YC	2Min	RC	BC
2	de PAULA Bruna	4/6	67	1/1		1/2			2/3					
3	DO NASCIMENTO Alexandra	7/11	64	0/1	2/4		5/6							
7	de ARAUJO Tamires	1/1	100	1/1								2		
9	RODRIGUES BELO Ana Paula	6/8	75	2/2		1/3	3/3							
12	ARENHART Barbara													
18	AMORIM TALESKA Eduarda	3/6	50	1/1		0/3			2/2				1	
20	ARAUJO Larissa	4/6	67	0/1	4/5									
21	CARDOSO Adriana	2/3	67	1/1	1/1		0/1							
22	VIEIRA Samara	1/3	33	1/3										
23	GUARIEIRO Giulia												1	
49	MATIELI Patricia	2/2	100	1/1					1/1					
77	da ROCHA Dayane	0/1	0		0/1									
87	de ARRUDA Renata	1/1	100							1/1				
91	VENTURA Livia													
Bench/Team												1		
Totals		31/48	65	8/12	7/11	2/8	8/10		5/6	1/1		1	4	

Goalkeepers		Saves								
No.	Name	S/S	%	6m	Wing	9m	7m	FB	BT	
12	ARENHART Barbara	3/19	16	0/2	0/5	2/6	1/2	0/3	0/1	
87	de ARRUDA Renata	7/25	28	4/9	1/6	1/2	0/2	0/3	1/3	
Totals		10/44	23	4/11	1/11	3/8	1/4	0/6	1/4	

SWE - Sweden

Players		Shots									Punishments			
No.	Name	G/S	%	6m	Wing	9m	7m	FB	BT	EG	YC	2Min	RC	BC
1	BUNDSEN Johanna													
6	STROMBERG Carin	5/9	56	1/3		2/3			2/2	0/1				
7	BLOHM Linn	3/3	100	1/1				2/2						
8	ROBERTS Jamina	6/9	67	1/1	1/1	2/4		1/1	1/2				1	
9	PETREN Melissa													
10	LUNDSTROM Mathilda	4/5	80		2/3			2/2					1	
14	WESTBERG Johanna	2/4	50	0/1		1/2	1/1							
16	RYDE Jessica													
19	LAGERQUIST Anna												1	
23	LINDQVIST Emma	3/6	50	3/4		0/2							2	
24	HAGMAN Nathalie	4/5	80		2/2		2/3							
29	THORLEIFSDOTTIR Kristin													
38	HANSSON Elin	6/7	86		5/6			1/1						
42	CARLSON Jenny	1/4	25	1/3		0/1								
Bench/Team														
Totals		34/52	65	7/13	10/12	5/12	3/4	6/6	3/4	0/1			5	

Goalkeepers		Saves								
No.	Name	S/S	%	6m	Wing	9m	7m	FB	BT	
1	BUNDSEN Johanna	4/22	18	1/4	0/6	1/3	2/7		0/2	
16	RYDE Jessica	9/21	43	3/8	4/5	1/1	0/3		1/4	
EG									1	
Totals		13/44	30	4/12	4/11	2/4	2/10		1/6	

RUNNING SCORE BRA - SWE

1st Half	
RODRIGUES BELO AP	1 (4') 0
de PAULA B	2 (4') 1
ARAUJO L	3 (5') 2
DO NASCIMENTO	3 (7') 3
DO NASCIMENTO	4 (8') 3
DO NASCIMENTO	4 (9') 4
DO NASCIMENTO	5 (10') 5
DO NASCIMENTO	6 (10') 5
VIEIRA S	7 (11') 6
DO NASCIMENTO	7 (12') 7
RODRIGUES BELO AP	8 (12') 7
DO NASCIMENTO	9 (14') 7
DO NASCIMENTO	9 (15') 8
DO NASCIMENTO	10 (16') 8
DO NASCIMENTO	11 (17') 8
ARAUJO L	12 (19') 8
ARAUJO L	12 (20') 9
ARAUJO L	13 (20') 9
ARAUJO L	13 (20') 10
ARAUJO L	13 (21') 11
ARAUJO L	13 (22') 12
ARAUJO L	13 (23') 13
ARAUJO L	13 (24') 14
ARAUJO L	13 (28') 15

2nd Half	
de ARAUJO T	13 (32') 16
de ARAUJO T	14 (33') 16
de ARAUJO T	14 (33') 17
de ARAUJO T	14 (34') 18
de ARAUJO T	14 (35') 19
MATIELI P	15 (35') 19
DO NASCIMENTO	15 (38') 20
DO NASCIMENTO	16 (38') 20
DO NASCIMENTO	16 (39') 21
AMORIM TALESKA E	17 (41') 21
AMORIM TALESKA E	17 (42') 22
AMORIM TALESKA E	18 (43') 22
RODRIGUES BELO AP	19 (44') 22
MATIELI P	20 (46') 22
RODRIGUES BELO AP	20 (46') 23
RODRIGUES BELO AP	21 (46') 23
de ARRUDA R	22 (47') 23
de ARRUDA R	22 (48') 24
de ARRUDA R	22 (49') 25
AMORIM TALESKA E	23 (50') 25
de PAULA B	24 (51') 25
RODRIGUES BELO AP	25 (52') 25
RODRIGUES BELO AP	25 (52') 26
RODRIGUES BELO AP	25 (53') 27
CARDOSO A	26 (53') 27
CARDOSO A	26 (55') 28
de PAULA B	27 (55') 28
de PAULA B	27 (55') 29
de PAULA B	27 (56') 30
de PAULA B	28 (57') 30
de PAULA B	28 (58') 31
RODRIGUES BELO AP	29 (58') 31
RODRIGUES BELO AP	29 (58') 32
CARDOSO A	30 (59') 32
CARDOSO A	30 (59') 33
ARAUJO L	31 (60') 33
ARAUJO L	31 (60') 34



Yoyogi National Stadium
 国立代々木競技場
 Stade national de Yoyogi

SAT 31 JUL 2021
 Start Time: 16:15

Handball
 ハンドボール / Handball

Women
 女子 / Femmes

Preliminary Round Group B
 予選ラウンド - グループB / Tour préliminaire - groupe B



Results
 結果 / Résultats

Match 22

Legend:			
%	Efficiency	2Min	2-Minute Suspensions
9m	9-metre Shots	BC	Blue Cards
EG	Empty Goal	FB	Fast Breaks
RC	Red Cards	S/S	Saves/Shots
YC	Yellow Cards	6m	6-metre Shots
		BT	Breakthroughs
		G/S	Goals/Shots
		Wing	Wing Shots
		7m	7-metre Shots
		D	Direct Red Card
		No.	Uniform Number
		X	Red Card After 3rd 2-Minute Suspension



Match Team Statistics

チームの試合統計 / Statistiques du match par équipe

Match 22

BRA 31 - 34 SWE
(13 - 15) (18 - 19)

Referees: KOO B / LEE S (KOR)

BRA - Brazil

Players		Shots									Offence		Defence		Punishments			TP		
No.	Name	G/S	%	6m	Wing	9m	7m	FB	BT	EG	AS	TO	ST	BS	YC	2Min	RC		BC	
2	de PAULA Bruna	4/6	67	1/1		1/2			2/3		5	1								38:12
3	DO NASCIMENTO Alexandra	7/11	64	0/1	2/4		5/6					1	1							39:56
7	de ARAUJO Tamires	1/1	100	1/1							1					2				56:56
9	RODRIGUES BELO Ana Paula	6/8	75	2/2		1/3	3/3				5	2								29:17
12	ARENHART Barbara																			29:44
18	AMORIM TALESKA Eduarda	3/6	50	1/1		0/3			2/2		6	1	1			1				54:48
20	ARAUJO Larissa	4/6	67	0/1	4/5															36:21
21	CARDOSO Adriana	2/3	67	1/1	1/1		0/1													19:03
22	VIEIRA Samara	1/3	33	1/3																22:12
23	GUARIEIRO Giulia												1			1				25:23
49	MATIELI Patricia	2/2	100	1/1				1/1			1	3								18:33
77	da ROCHA Dayane	0/1	0		0/1							1								23:29
87	de ARRUDA Renata	1/1	100							1/1		1								26:51
91	VENTURA Livia																			
	Bench/Team															1				
Totals		31/48	65	8/12	7/11	2/8	8/10		5/6	1/1	18	10	3		1	4				

Goalkeepers		Total Shots		6m Shots		Wing Shots		9m Shots		7m Shots		Fast Breaks		Breakthroughs	
No.	Name	S/S	%	S/S	%	S/S	%	S/S	%	S/S	%	S/S	%	S/S	%
12	ARENHART Barbara	3/19	16	0/2	0	0/5	0	2/6	33	1/2	50	0/3	0	0/1	0
87	de ARRUDA Renata	7/25	28	4/9	44	1/6	17	1/2	50	0/2	0	0/3	0	1/3	33
Totals		10/44	23	4/11	36	1/11	9	3/8	38	1/4	25	0/6	0	1/4	25

Team Shots	Goals	Saves	Missed	Post	Blocked	Total	%
6m Shots	8	4				12	67
Wing Shots	7	4				11	64
9m Shots	2	2	1	1	2	8	25
7m Shots	8	2			N/A	10	80
Fast Breaks							
Breakthroughs	5	1				6	83
Empty Goal	1	N/A				1	100
Totals	31	13	1	1	2	48	65

Number of Attacks: 58, Scoring Efficiency: 53%



Match Team Statistics

チームの試合統計 / Statistiques du match par équipe

Match 22

BRA 31 - 34 SWE
(13 - 15) (18 - 19)

Referees: KOO B / LEE S (KOR)

BRA - Brazil

Shots Distribution

Players


Goals / Shots

2 de PAULA B	3 DO NASCIMENTO	7 de ARAUJO T	9 RODRIGUES BELO AP	12 ARENHART B E	18 AMORIM TALESKA E	20 ARAUJO L
0/1	1/1	1/1			1/1	0/1
1/3			0/1	0/1		2/2
2/2	2/3	1/1	2/2	1/1	3/3	1/2
1-Blocked		1/1			1-Missed 1-Post	1-Blocked

21 CARDOSO A	22 VIEIRA S	23 GUARIEIRO G	49 MATIELI P	77 da ROCHA D	87 de ARRUDA R	91 VENTURA L
1/1		1/1				
0/1		0/1			1/1	
1/1	0/1		1/1	1/1		

Team Goals / Shots

1/2	1/2	3/3
2/6	1/2	2/5
7/9	5/6	9/9
1-Missed	1-Post	2-Blocked



Goalkeepers Saves / Shots

1/10	1/2	0/1
1/3	1/1	4/11
2/11	0/2	0/3

12 ARENHART B E

0/4	0/1	
0/1		3/9
0/2		0/2

87 de ARRUDA R

1/6	1/1	0/1
1/2	1/1	1/2
2/9	0/2	0/1



Match Team Statistics

チームの試合統計 / Statistiques du match par équipe

Match 22

BRA 31 - 34 SWE

(13 - 15) (18 - 19)

Referees: KOO B / LEE S (KOR)

SWE - Sweden

Players		Shots									Offence		Defence		Punishments			TP	
No.	Name	G/S	%	6m	Wing	9m	7m	FB	BT	EG	AS	TO	ST	BS	YC	2Min	RC		BC
1	BUNDSEN Johanna											1							25:20
6	STROMBERG Carin	5/9	56	1/3		2/3			2/2	0/1	6	4							30:39
7	BLOHM Linn	3/3	100	1/1				2/2				1		1					58:33
8	ROBERTS Jamina	6/9	67	1/1	1/1	2/4		1/1	1/2		6	2					1		46:27
9	PETREN Melissa																		2:38
10	LUNDSTROM Mathilda	4/5	80		2/3			2/2			1		2				1		45:35
14	WESTBERG Johanna	2/4	50	0/1		1/2	1/1												1:30
16	RYDE Jessica																		29:58
19	LAGERQUIST Anna																1		30:47
23	LINDQVIST Emma	3/6	50	3/4		0/2					4			1		2			50:47
24	HAGMAN Nathalie	4/5	80		2/2		2/3												16:28
29	THORLEIFSDOTTIR Kristin																		9:31
38	HANSSON Elin	6/7	86		5/6			1/1											59:50
42	CARLSON Jenny	1/4	25	1/3		0/1					2								12:42
Bench/Team																			
Totals		34/52	65	7/13	10/12	5/12	3/4	6/6	3/4	0/1	19	8	2	2		5			

Goalkeepers		Total Shots		6m Shots		Wing Shots		9m Shots		7m Shots		Fast Breaks		Breakthroughs	
No.	Name	S/S	%	S/S	%	S/S	%	S/S	%	S/S	%	S/S	%	S/S	%
1	BUNDSEN Johanna	4/22	18	1/4	25	0/6	0	1/3	33	2/7	29			0/2	0
16	RYDE Jessica	9/21	43	3/8	38	4/5	80	1/1	100	0/3	0			1/4	25
EG		1													
Totals		13/44	30	4/12	33	4/11	36	2/4	50	2/10	20			1/6	17

Team Shots	Goals	Saves	Missed	Post	Blocked	Total	%
6m Shots	7	4	2			13	54
Wing Shots	10	1		1		12	83
9m Shots	5	3	3	1		12	42
7m Shots	3	1			N/A	4	75
Fast Breaks	6					6	100
Breakthroughs	3	1				4	75
Empty Goal		N/A		1		1	0
Totals	34	10	5	3		52	65

Number of Attacks: 58, Scoring Efficiency: 59%



Match Team Statistics

チームの試合統計 / Statistiques du match par équipe

Match 22

BRA 31 - 34 SWE
(13 - 15) (18 - 19)

Referees: KOO B / LEE S (KOR)

SWE - Sweden

Shots Distribution

Players

Goals / Shots

1 BUNDSSEN J	6 STROMBERG C	7 BLOHM L	8 ROBERTS J	9 PETREN M	10 LUNDSTROM M	14 WESTBERG J
	3/3	0/1				
			2/2			1/2
	1/2				0/1	0/1
		1/1	2/3		1/1	
	1-Missed 1-Post		1-Missed			

16 RYDE J	19 LAGERQUIST A	23 LINDQVIST E	24 HAGMAN N	29 THORLEIFSDOTTIR K	38 HANSSON E	42 CARLSON J
					1/1	1/1
		1/1	1/1		2/2	0/2
		1/1	2/2	1/1	1/1	1/1
		2-Missed 1-Post			1-Post	1-Missed

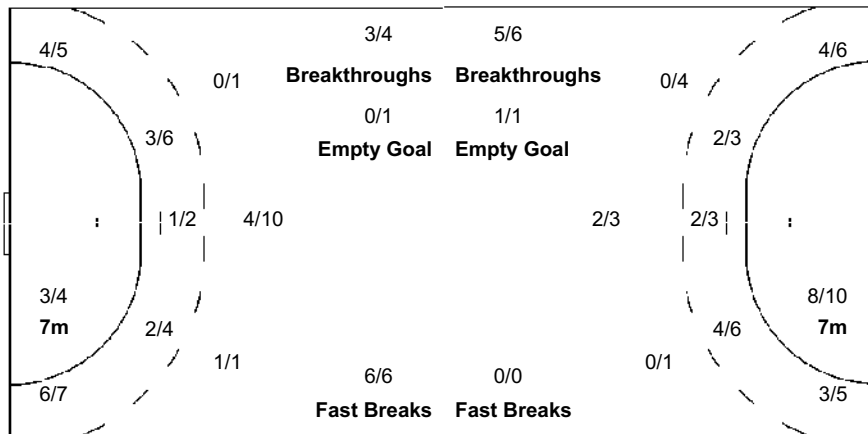
Team Goals / Shots

9/10	1/2	1/1
2/3	0/1	7/11
9/11	2/2	3/3
5-Missed	3-Post	

Offence

Defence

Goalkeepers Saves / Shots



1/2	1/2	0/3
4/6	1/2	3/5
2/9	1/6	0/9

1 BUNDSSEN J

	0/1	0/1
2/3	1/1	1/3
0/3	0/2	0/8

16 RYDE J

1/2	1/1	0/2
2/3		2/2
2/6	1/4	0/1

Legend:		2Min		6m		7m		9m	
%	Efficiency	2-Minute Suspensions		6 metre Shots		7-metre Shots		9-metre Shots	
AS	Assists	BC	Blue Cards	BS	Blocked Shots	BT	Breakthroughs	D	Direct Red Card
EG	Empty Goal	FB	Fast Breaks	G/S	Goals/Shots	N/A	Not Applicable	No.	Uniform Number
RC	Red Cards	S/S	Saves/Shots	ST	Steals	TO	Turnover	TP	Time Played
Wing	Wing Shots	X	Red Card After 3rd 2-Minute Suspension	YC	Yellow Cards				



Empty Goal Analysis

無人ゴール 分析 / Analyses des attaques avec but vide

Match 22

BRA 31 - 34 SWE

(13 - 15) (18 - 19)

Referees: KOO B / LEE S (KOR)

ATTACKS DURING OWN EMPTY GOAL SITUATION

Players on Court	Attacks		Goals		Saves		Missed		Blocked		Post		Turnovers		Scoring Efficiency -		Goals Against	
	BRA	SWE	BRA	SWE	BRA	SWE	BRA	SWE	BRA	SWE	BRA	SWE	BRA	SWE	BRA	%SWE	BRA	SWE
7 Against 6		1		1												100		
6 Against 6	5	6	4	3	1	1		1				1			80	50		1
Others	2	1	2	1											100	100		
Total:	7	8	6	5	1	1		1				1			86	63		1

GOALS/ATTACKS DURING OWN EMPTY GOAL SITUATION - ANALYSIS OF OCCURRENCE (in 5 min intervals)

Players on Court	1st Half											
	0-5		5-10		10-15		15-20		20-25		25-30	
	BRA	SWE	BRA	SWE	BRA	SWE	BRA	SWE	BRA	SWE	BRA	SWE
7 Against 6				1/1								
6 Against 6	1/1		0/1	1/1								
Others												
Total:	1/1		0/1	2/2								

Players on Court	2nd Half											
	30-35		35-40		40-45		45-50		50-55		55-60	
	BRA	SWE	BRA	SWE	BRA	SWE	BRA	SWE	BRA	SWE	BRA	SWE
7 Against 6												
6 Against 6	1/1			2/2		0/1	1/1	0/2	1/1			
Others											2/2	1/1
Total:	1/1			2/2		0/1	1/1	0/2	1/1		2/2	1/1

GOALS/ATTACKS DURING OWN EMPTY GOAL SITUATION - ANALYSIS BY DURATION

Team	<15 sec.	15-30 sec.	30-45 sec.	45-60 sec.	>60 sec.
BRA	1/1	5/6			
SWE	0/1	2/4	3/3		

SUBSTITUTION SUMMARY

Players	BRA	SWE
Goalkeeper <-> Goalkeeper	4	13
Court Player <-> Goalkeeper	18	22
Court Player <-> Court Player	114	130
Total:	136	165



Match Report

試合レポート / Compte rendu du match

Team A										Team B																																									
A										B																																									
HUN - Hungary										ESP - Spain																																									
played in										in the hall										on										at										Spectators										Match Number	
Tokyo										Yoyogi National Stadium										SAT 31 JUL 2021										19:30																				23	
Half-time (30')		A		B		End of playing time		A		B		1st overtime		A		B		2nd overtime		A		B		After penalty throws		A		B																							
		14		11				29		25																																									
Number of 7m		A		Team time-out						Full name of players and officials										Team time-out						B		Number of 7m																							
3/4		3/4		1		28:25		2		43:46		3														2/3																									
No.		Team A						G		YC		2'		RC		BC		No.		Team B						G		YC		2'		RC		BC																	
2		SZOLLOSI-ZACSIK Szandra						2				1						2		LOPEZ HERRERO Marta						3																									
6		SCHATZL Nadine																4		MARTIN BERENGUER Carmen Dolores						5																									
12		SZIKORA Melinda																10		CESAREO ROMERO Elisabet						3																									
14		KISFALUDY Anett						2										12		NAVARRO GIMENEZ Silvia																															
16		BIRO Blanka																16		CASTELLANOS SOANEZ Mercedes																															
19		MARTON Greta						5										17		GUTIERREZ BERMEJO Jennifer Maria						5																									
38		VAMOS Petra						6				1						25		PENA ABAURREA Nerea						2																									
42		KLUJBER Katrin Gitta						6										27		GONZALEZ ORTEGA Lara						4		1																							
45		HAFRA Noemi						3				1						30		LOPEZ JIMENEZ Soledad																															
58		BORDAS Reka						2										34		FERNANDEZ FRAGA Alicia																															
66		LUKACS Viktoria						1										39		RODRIGUEZ RODRIGUEZ Almudena Maria						2																									
76		HELEMBAI Fanny																44		HERNANDEZ SERRADOR Ainhoa						1		1																							
87		TOMORI Zsuzsanna						2										86		CABRAL BARBOSA Alexandrina																															
88		KISS Nikoletta										2						99		GONZALEZ ALVAREZ Mireya																															

Off.A	ELEK Gabor	1						Off.A	VIVER ARZA Carlos Enrique								
Off.B	DANYI Gabor							Off.B	PRADES PONS Jose Ignacio								
Off.C	GORBICZ Anita							Off.C	CUESTA CUADRADAS Robert								
Off.D	SZIKRA-MEZEY Csaba							Off.D	FLORES LOZANO Cesareo								
Off.E	DR. LOHNER Balazs							Off.E	ALONSO BERNARDO Jessica								

A	Signatures of responsables for the teams (Off.A)										B
Remarks of referees / IHF Official											

Referees	Signatures				Signatures			
	FONSECA Ricardo (POR)				SANTOS Duarte (POR)			
Technical Officials	TK: VARTANYAN Stella (RUS)				SK: VOJIC Arijana (BIH)			
IHF Official	SOEDAL Per Morten (NOR)							

Note: Number of 7m scored/awarded to resp. B, goals (G), yellow cards (YC), red cards (RC), red card after 3rd 2' suspension (X), direct red card (D) and blue cards (BC).



Results

結果 / Résultats

HUN 29 - 25 ESP
 (14 - 11) (15 - 14)

Match 23

Referees: FONSECA R / SANTOS D (POR)

HUN - Hungary

Players		Shots										Punishments			
No.	Name	G/S	%	6m	Wing	9m	7m	FB	BT	EG	YC	2Min	RC	BC	
2	SZOLLOSI-ZACSIK Szandra	2/5	40			0/3						1			
6	SCHATZL Nadine	0/1	0		0/1										
12	SZIKORA Melinda														
14	KISFALUDY Anett	2/2	100	2/2											
16	BIRO Blanka														
19	MARTON Greta	5/6	83	0/1	3/3			2/2							
38	VAMOS Petra	6/10	60	1/3		0/1	0/1		5/5			1			
42	KLUJBER Katrin Gitta	6/11	55	0/4	1/1	1/2	3/3		1/1						
45	HAFRA Noemi	3/7	43	2/4		0/1			1/2			1			
58	BORDAS Reka	2/2	100	2/2											
66	LUKACS Viktoria	1/2	50		1/2										
76	HELEMBAI Fanny														
87	TOMORI Zsuzsanna	2/7	29	0/2		1/3		1/1	0/1						
88	KISS Nikoletta												2		
Bench/Team											1				
Totals		29/53	55	7/18	5/7	2/10	3/4	3/3	9/11		1	5			

Goalkeepers		Saves							
No.	Name	S/S	%	6m	Wing	9m	7m	FB	BT
12	SZIKORA Melinda								
16	BIRO Blanka	11/36	31	2/9	6/14	1/2	0/2	1/4	1/5
Totals		11/36	31	2/9	6/14	1/2	0/2	1/4	1/5

ESP - Spain

Players		Shots										Punishments			
No.	Name	G/S	%	6m	Wing	9m	7m	FB	BT	EG	YC	2Min	RC	BC	
2	LOPEZ HERRERO Marta	3/5	60		2/4				1/1						
4	MARTIN BERENGUER Carmen Dolores	5/9	56	1/1	3/6		1/2								
10	CESAREO ROMERO Elisabet	3/3	100	3/3											
12	NAVARRO GIMENEZ Silvia														
16	CASTELLANOS SOANEZ Mercedes														
17	GUTIERREZ BERMEJO Jennifer Maria	5/6	83		3/3			2/3							
25	PENA ABAURREA Nerea	2/5	40	0/1		0/2	1/1		1/1						
27	GONZALEZ ORTEGA Lara	4/6	67	1/1		0/2		1/1	2/2			1			
30	LOPEZ JIMENEZ Soledad	0/1	0		0/1										
34	FERNANDEZ FRAGA Alicia	0/1	0						0/1						
39	RODRIGUEZ RODRIGUEZ Almudena Maria	2/2	100	1/1		1/1									
44	HERNANDEZ SERRADOR Ainhoa	1/1	100	1/1								1			
86	CABRAL BARBOSA Alexandrina	0/1	0	0/1											
99	GONZALEZ ALVAREZ Mireya	0/3	0	0/1	0/1	0/1									
Bench/Team															
Totals		25/43	58	7/10	8/15	1/6	2/3	3/4	4/5			2			

Goalkeepers		Saves							
No.	Name	S/S	%	6m	Wing	9m	7m	FB	BT
12	NAVARRO GIMENEZ Silvia	7/29	24	4/9	1/5	2/4	0/2	0/3	0/6
16	CASTELLANOS SOANEZ Mercedes	6/13	46	3/5	0/1	1/1	1/2	1/4	1/4
Totals		13/42	31	7/14	1/6	3/5	1/4	0/3	1/10

RUNNING SCORE
 HUN - ESP

1st Half

SZOLLOSI-ZACSIK S	1 (2') 0
VAMOS P	2 (3') 0
MARTON G	3 (3') 0
	3 (4') 1
MARTIN BERENGUER C	
TOMORI Z	4 (7') 1
MARTON G	5 (7') 1
	5 (9') 2
MARTIN BERENGUER C	
MARTON G	6 (9') 2
VAMOS P	7 (10') 2
	7 (11') 3
PENA ABAURREA N	
MARTIN BERENGUER C	
	7 (12') 4
MARTON G	8 (14') 4
KLUJBER KG	9 (16') 4
	9 (16') 5
RODRIGUEZ RODRIGU.	
CESAREO ROMERO E	
	9 (20') 6
MARTON G	10 (22') 6
	10 (22') 7
GONZALEZ ORTEGA L	
HAFRA N	11 (25') 7
VAMOS P	12 (26') 7
	12 (27') 8
GONZALEZ ORTEGA L	
	12 (28') 9
CESAREO ROMERO E	
HAFRA N	13 (28') 9
VAMOS P	14 (29') 9
	14 (29') 10
LOPEZ HERRERO M	
	14 (30') 11
GUTIERREZ BERMEJO	

2nd Half

	14 (32') 12
GONZALEZ ORTEGA L	
	14 (33') 13
LOPEZ HERRERO M	
KISFALUDY A	15 (34') 13
	15 (35') 14
CESAREO ROMERO E	
KLUJBER KG	16 (35') 14
	16 (36') 14
TOMORI Z	17 (36') 14
BORDAS R	18 (37') 14
	18 (37') 15
GUTIERREZ BERMEJO	
KLUJBER KG	19 (38') 15
SZOLLOSI-ZACSIK S	20 (39') 15
	20 (39') 16
LOPEZ HERRERO M	
LUKACS V	21 (40') 16
VAMOS P	22 (41') 16
BORDAS R	23 (42') 16
	23 (42') 17
GUTIERREZ BERMEJO	
	23 (43') 18
GUTIERREZ BERMEJO	
	23 (44') 19
GONZALEZ ORTEGA L	
	23 (45') 20
PENA ABAURREA N	
	23 (49') 21
MARTIN BERENGUER C	
KLUJBER KG	24 (51') 21
	24 (51') 22
MARTIN BERENGUER C	
	24 (52') 23
HERNANDEZ SERRADOR	
KLUJBER KG	25 (53') 23
HAFRA N	26 (54') 23
KISFALUDY A	27 (55') 23
VAMOS P	28 (57') 23
	28 (58') 24
GUTIERREZ BERMEJO	
KLUJBER KG	29 (58') 24
	29 (59') 25
RODRIGUEZ RODRIGU.	

Legend:

%	Efficiency	2Min	2-Minute Suspensions	6m	6-metre Shots	7m	7-metre Shots
9m	9-metre Shots	BC	Blue Cards	BT	Breakthroughs	D	Direct Red Card
EG	Empty Goal	FB	Fast Breaks	G/S	Goals/Shots	No.	Uniform Number
RC	Red Cards	S/S	Saves/Shots	Wing	Wing Shots	X	Red Card After 3rd 2-Minute Suspension
YC	Yellow Cards						



Match Team Statistics

チームの試合統計 / Statistiques du match par équipe

Match 23

HUN 29 - 25 ESP
(14 - 11) (15 - 14)

Referees: FONSECA R / SANTOS D (POR)

HUN - Hungary

Players		Shots									Offence		Defence		Punishments			TP	
No.	Name	G/S	%	6m	Wing	9m	7m	FB	BT	EG	AS	TO	ST	BS	YC	2Min	RC		BC
2	SZOLLOSI-ZACSIK Szandra	2/5	40			0/3			2/2		3					1			35:59
6	SCHATZL Nadine	0/1	0		0/1								1						10:52
12	SZIKORA Melinda																		
14	KISFALUDY Anett	2/2	100	2/2							1	1							33:26
16	BIRO Blanka																		55:01
19	MARTON Greta	5/6	83	0/1	3/3			2/2											49:03
38	VAMOS Petra	6/10	60	1/3		0/1	0/1		5/5		2	3				1			31:52
42	KLUJBER Katrin Gitta	6/11	55	0/4	1/1	1/2	3/3		1/1		1	2							32:30
45	HAFRA Noemi	3/7	43	2/4		0/1			1/2		4	2	1			1			33:29
58	BORDAS Reka	2/2	100	2/2															26:34
66	LUKACS Viktoria	1/2	50		1/2							1	1	1					55:58
76	HELEMBAI Fanny																		
87	TOMORI Zsuzsanna	2/7	29	0/2		1/3		1/1	0/1				1						42:19
88	KISS Nikolett													1		2			12:57
	Bench/Team														1				
Totals		29/53	55	7/18	5/7	2/10	3/4	3/3	9/11		11	9	4	2	1	5			

Goalkeepers		Total Shots		6m Shots		Wing Shots		9m Shots		7m Shots		Fast Breaks		Breakthroughs	
No.	Name	S/S	%	S/S	%	S/S	%	S/S	%	S/S	%	S/S	%	S/S	%
12	SZIKORA Melinda														
16	BIRO Blanka	11/36	31	2/9	22	6/14	43	1/2	50	0/2	0	1/4	25	1/5	20
Totals		11/36	31	2/9	22	6/14	43	1/2	50	0/2	0	1/4	25	1/5	20

Team Shots	Goals	Saves	Missed	Post	Blocked	Total	%
6m Shots	7	7	1	1	2	18	39
Wing Shots	5	1		1		7	71
9m Shots	2	3	3	2		10	20
7m Shots	3	1			N/A	4	75
Fast Breaks	3					3	100
Breakthroughs	9	1		1		11	82
Empty Goal		N/A					
Totals	29	13	4	5	2	53	55

Number of Attacks: 57, Scoring Efficiency: 51%



Match Team Statistics

チームの試合統計 / Statistiques du match par équipe

Match 23

HUN 29 - 25 ESP
(14 - 11) (15 - 14)

Referees: FONSECA R / SANTOS D (POR)

HUN - Hungary

Shots Distribution

Players

Goals / Shots


2 SZOLLOSI-ZACSIK S	6 SCHATZL N	12 SZIKORA M	14 KISFALUDY A	16 BIRO B	19 MARTON G	38 VAMOS P
1/1					2/2	1/1
1/1						2/2
3-Missed	1-Post		1/1 1/1		2/2 0/1	1-Missed

42 KLUJBER KG	45 HAFRA N	58 BORDAS R	66 LUKACS V	76 HELEMBAI F	87 TOMORI Z	88 KISS N
1/1	1/1		1/1		0/1	
3/3	0/1 0/1 2/2				1/1 0/1	
2/4	0/1	1/1 1/1	0/1		1/1	
2-Blocked	1-Post				3-Post	

Team Goals / Shots

6/6	1/3	1/1
7/8	0/2	2/3
6/8	2/2	4/9
4-Missed	5-Post	2-Blocked

Offence



Goalkeepers Saves / Shots

0/5	4/4	0/2
3/7		2/5
1/5	0/2	1/6

12 SZIKORA M

16 BIRO B		
0/5	4/4	0/2
3/7		2/5
1/5	0/2	1/6



Match Team Statistics

チームの試合統計 / Statistiques du match par équipe

Match 23

HUN 29 - 25 ESP

(14 - 11) (15 - 14)

Referees: FONSECA R / SANTOS D (POR)

ESP - Spain

Players		Shots									Offence		Defence		Punishments			TP	
No.	Name	G/S	%	6m	Wing	9m	7m	FB	BT	EG	AS	TO	ST	BS	YC	2Min	RC		BC
2	LOPEZ HERRERO Marta	3/5	60		2/4				1/1		2								25:44
4	MARTIN BERENQUER Carmen Dolores	5/9	56	1/1	3/6		1/2												30:05
10	CESAREO ROMERO Elisabet	3/3	100	3/3								1							26:19
12	NAVARRO GIMENEZ Silvia																		38:29
16	CASTELLANOS SOANEZ Mercedes																		19:24
17	GUTIERREZ BERMEJO Jennifer Maria	5/6	83		3/3			2/3											40:11
25	PENA ABAURREA Nerea	2/5	40	0/1		0/2	1/1		1/1		4	5							19:37
27	GONZALEZ ORTEGA Lara	4/6	67	1/1		0/2		1/1	2/2		2	1		1		1			44:55
30	LOPEZ JIMENEZ Soledad	0/1	0		0/1								1						19:10
34	FERNANDEZ FRAGA Alicia	0/1	0					0/1			4	4							39:53
39	RODRIGUEZ RODRIGUEZ Almudena Maria	2/2	100	1/1		1/1					3	2							42:03
44	HERNANDEZ SERRADOR Ainhoa	1/1	100	1/1								2		1		1			34:58
86	CABRAL BARBOSA Alexandrina	0/1	0	0/1							1								21:15
99	GONZALEZ ALVAREZ Mireya	0/3	0	0/1	0/1	0/1					2	1							17:57
Bench/Team																			
Totals		25/43	58	7/10	8/15	1/6	2/3	3/4	4/5		18	16	1	2		2			

Goalkeepers		Total Shots		6m Shots		Wing Shots		9m Shots		7m Shots		Fast Breaks		Breakthroughs	
No.	Name	S/S	%	S/S	%	S/S	%	S/S	%	S/S	%	S/S	%	S/S	%
12	NAVARRO GIMENEZ Silvia	7/29	24	4/9	44	1/5	20	2/4	50	0/2	0	0/3	0	0/6	0
16	CASTELLANOS SOANEZ Mercedes	6/13	46	3/5	60	0/1	0	1/1	100	1/2	50			1/4	25
Totals		13/42	31	7/14	50	1/6	17	3/5	60	1/4	25	0/3	0	1/10	10

Team Shots	Goals	Saves	Missed	Post	Blocked	Total	%
6m Shots	7	2		1		10	70
Wing Shots	8	6	1			15	53
9m Shots	1	1	1	1	2	6	17
7m Shots	2			1	N/A	3	67
Fast Breaks	3	1				4	75
Breakthroughs	4	1				5	80
Empty Goal		N/A					
Totals	25	11	2	3	2	43	58

Number of Attacks: 58, Scoring Efficiency: 43%



Match Team Statistics

チームの試合統計 / Statistiques du match par équipe

Match 23

HUN 29 - 25 ESP
 (14 - 11) (15 - 14)

Referees: FONSECA R / SANTOS D (POR)

ESP - Spain

Shots Distribution

Players

Goals / Shots

2 LOPEZ HERRERO M	4 MARTIN BERENGUER C	10 CESAREO ROMERO E	12 NAVARRO GIMENEZ S	16 CASTELLANOS SOANEZ	17 GUTIERREZ BERMEJO	25 PENA ABAURREA N
0/1	2/2 0/2				1/1 2/2	1/1 0/1
2/2		1/1			0/1 2/2	1/1 0/1
1/2	1/1 2/2	1/1 1/1				
	1-Missed 1-Post					1-Blocked

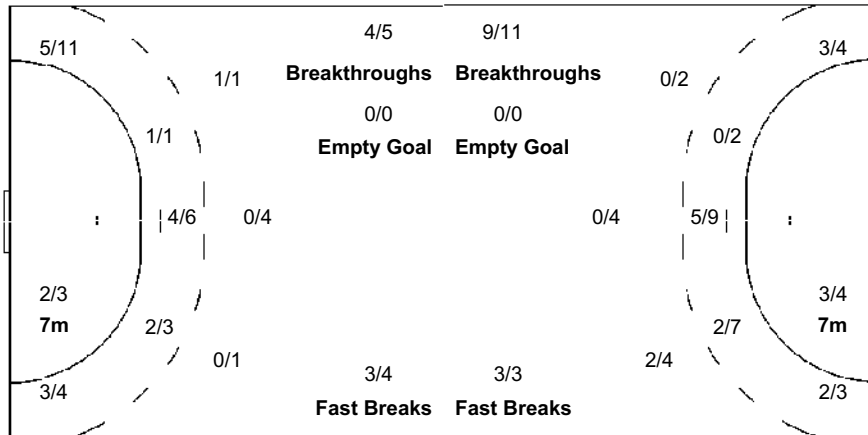
27 GONZALEZ ORTEGA L	30 LOPEZ JIMENEZ S	34 FERNANDEZ FRAGA A	39 RODRIGUEZ RODRIGU.	44 HERNANDEZ SERRADOR	86 CABRAL BARBOSA A	99 GONZALEZ ALVAREZ M
	0/1	0/1	1/1 1/1			
3/3 1/1				1/1	0/1	
1-Missed 1-Blocked						2-Post

Team
Goals / Shots

5/5	0/4	2/2
4/7		3/5
4/5	2/2	5/6
2-Missed	3-Post	2-Blocked

Offence

Defence



Goalkeepers
Saves / Shots

0/6	2/3	0/1
1/8	2/2	1/3
2/8	0/2	5/9

12 NAVARRO GIMENEZ S

0/6	0/1	0/1
1/5	2/2	1/2
0/5	0/2	3/5

16 CASTELLANOS SOANEZ

	2/2	
0/3		0/1
2/3		2/4

Legend:	2Min 2-Minute Suspensions	6m 6 metre Shots	7m 7-metre Shots	9m 9-metre Shots
% Efficiency	BC Blue Cards	BS Blocked Shots	BT Breakthroughs	D Direct Red Card
AS Assists	FB Fast Breaks	G/S Goals/Shots	N/A Not Applicable	No. Uniform Number
EG Empty Goal	S/S Saves/Shots	ST Steals	TO Turnover	TP Time Played
RC Red Cards	X Red Card After 3rd 2-Minute Suspension	YC Yellow Cards		
Wing Wing Shots				



Empty Goal Analysis

無人ゴール 分析 / Analyses des attaques avec but vide

Match 23

HUN 29 - 25 ESP

(14 - 11) (15 - 14)

Referees: FONSECA R / SANTOS D (POR)

ATTACKS DURING OWN EMPTY GOAL SITUATION

Players on Court	Attacks		Goals		Saves		Missed		Blocked		Post		Turnovers		Scoring Efficiency -		Goals Against	
	HUN	ESP	HUN	ESP	HUN	ESP	HUN	ESP	HUN	ESP	HUN	ESP	HUN	ESP	HUN %	ESP	HUN	ESP
7 Against 6	2	4	1	1	1	2							1		50	25		
6 Against 6	6	3	3	0	2	1					1		1	2	50	0		
Others																		
Total:	8	7	4	1	3	3					1		1	3	50	14		

GOALS/ATTACKS DURING OWN EMPTY GOAL SITUATION - ANALYSIS OF OCCURRENCE (in 5 min intervals)

Players on Court	1st Half											
	0-5		5-10		10-15		15-20		20-25		25-30	
	HUN	ESP	HUN	ESP	HUN	ESP	HUN	ESP	HUN	ESP	HUN	ESP
7 Against 6		0/1	1/1									
6 Against 6	0/1	0/1	2/2							0/2	1/2	
Others												
Total:	0/1	0/2	3/3							0/2	1/2	

Players on Court	2nd Half											
	30-35		35-40		40-45		45-50		50-55		55-60	
	HUN	ESP	HUN	ESP	HUN	ESP	HUN	ESP	HUN	ESP	HUN	ESP
7 Against 6							0/1			0/1		1/2
6 Against 6							0/1					
Others												
Total:							0/2			0/1		1/2

GOALS/ATTACKS DURING OWN EMPTY GOAL SITUATION - ANALYSIS BY DURATION

Team	<15 sec.	15-30 sec.	30-45 sec.	45-60 sec.	>60 sec.
HUN		2/3	1/3	1/2	
ESP	1/3	0/3	0/1		

SUBSTITUTION SUMMARY

Players	HUN	ESP
Goalkeeper <-> Goalkeeper	0	7
Court Player <-> Goalkeeper	20	14
Court Player <-> Court Player	117	83
Total:	137	104



Match Report

試合レポート / Compte rendu du match

Team A										Team B											
A										B											
NOR - Norway										NED - Netherlands											
played in										on										Match Number	
Tokyo										Yoyogi National Stadium										24	
SAT 31 JUL 2021										21:30										Spectators	
Half-time (30')		A	B	End of playing time		A	B	1st overtime		A	B	2nd overtime		A	B	After penalty throws		A	B		
		16	13			29	27														
Number of 7m		Team time-out		Full name of players and officials										Team time-out		B		Number of 7m			
5/5		1	2	3											1	2	3	2/2			
		19:27	40:13	59:26											11:16	45:21	56:11				
No.	Team A				G	YC	2'	RC	BC	No.	Team B				G	YC	2'	RC	BC		
4	KRISTIANSEN Veronica				6		1			6	van der HEIJDEN Laura										
5	FRAFJORD Marit Malm				2					7	BONT Debbie										
7	SKOGRAND Stine				2					8	ABBINGH Lois				4						
9	MOERK Nora				9					10	SNELDER Danick				5		1				
10	BREDAL OFTEDAL Stine				3					12	van WETERING Bo				1						
12	SOLBERG Silje									17	GROOT Nycke				2		1				
13	BRATTSET DALE Kari				1					18	DULFER Kelly				2		1				
16	LUNDE Katrine									19	FRERIKS Merel				3						
20	JACOBSEN Marit									20	SMITS Inger				7						
23	HERREM Camilla				2					24	SMEETS Martine										
24	SOLBERG ISAKSEN Sanna				1					26	MALESTEIN Angela										
25	BREISTOEL Kristine				3		1			30	DUIJNDAM Rinka										
26	TOMAC Marta									33	WESTER Tess										
34	JOHANSEN Vilde Ingeborg									48	HOUSHEER Dione				3						

Off.A	HERGEIRSSON Thorir					Off.A	MAYONNADE Emmanuel				
Off.B	LARSEN Tonje					Off.B	ANDRYUSHINA Ekaterina				
Off.C	OLSSON Mats					Off.C	van den BRINK Rinke				
Off.D	MARKUSSEN Nina Agnete					Off.D	KLIJN Debbie				
Off.E	LERAAND Nils Ivar										

A	Signatures of responsables for the teams (Off.A)		B
Remarks of referees / IHF Official			

Referees	ALPAIDZE Viktoriia (RUS)	Signatures	BEREZKINA Tatiana (RUS)	Signatures
Technical Officials	TK: VARTANYAN Stella (RUS)		SK: VOJIC Arijana (BIH)	
IHF Official	NACHEVSKI Dragan (MKD)			

Note: Number of 7m scored/awarded to resp. B, goals (G), yellow cards (YC), red cards (RC), red card after 3rd 2' suspension (X), direct red card (D) and blue cards (BC).



Results

結果 / Résultats

Match 24

NOR 29 - 27 NED

(16 - 13) (13 - 14)

Referees: ALPAIDZE V / BEREZKINA T (RUS)

NOR - Norway

Players		Shots									Punishments			
No.	Name	G/S	%	6m	Wing	9m	7m	FB	BT	EG	YC	2Min	RC	BC
4	KRISTIANSEN Veronica	6/9	67	2/3		1/3		1/1	2/2			1		
5	FRAFJORD Marit Malm	2/2	100	2/2										
7	SKOGRAND Stine	2/5	40	0/1	2/4									
9	MOERK Nora	9/10	90	2/2		1/2	5/5		1/1					
10	BREDAL OFTEDAL Stine	3/5	60			1/2		0/1	2/2					
12	SOLBERG Silje													
13	BRATTSET DALE Kari	1/1	100	1/1										
16	LUNDE Katrine													
20	JACOBSEN Marit	0/1	0		0/1									
23	HERREM Camilla	2/2	100		1/1			1/1						
24	SOLBERG ISAKSEN Sanna	1/1	100	1/1										
25	BREISTOEL Kristine	3/6	50			3/6						1		
26	TOMAC Marta	0/1	0			0/1								
34	JOHANSEN Vilde Ingeborg	0/1	0	0/1										
Bench/Team														
Totals		29/44	66	8/11	3/6	6/14	5/5	2/3	5/5			2		

Goalkeepers		Saves								
No.	Name	S/S	%	6m	Wing	9m	7m	FB	BT	EG
12	SOLBERG Silje	13/39	33	1/14	2/2	9/14	0/2	0/3	1/4	
16	LUNDE Katrine									
EG		1								
Totals		13/40	33	1/14	2/2	9/14	0/2	0/3	1/4	

NED - Netherlands

Players		Shots									Punishments			
No.	Name	G/S	%	6m	Wing	9m	7m	FB	BT	EG	YC	2Min	RC	BC
6	van der HEIJDEN Laura	0/3	0	0/1		0/2								
7	BONT Debbie	0/1	0		0/1									
8	ABBINGH Lois	4/8	50	1/1		1/4	2/2		0/1					
10	SNELDER Danick	5/7	71	4/5				1/2				1		
12	van WETERING Bo	1/1	100	1/1										
17	GROOT Nycke	2/3	67			0/1			1/1	1/1		1		
18	DULFER Kelly	2/4	50	2/2		0/2						1		
19	FRERIKS Merel	3/3	100	2/2				1/1						
20	SMITS Inger	7/9	78	1/1		3/5		1/1	2/2					
24	SMEETS Martine													
26	MALESTEIN Angela	0/1	0		0/1									
30	DUIJNDAM Rinka													
33	WESTER Tess													
48	HOUSHEER Dione	3/6	50	2/2		1/4								
Bench/Team														
Totals		27/46	59	13/15	0/2	5/18	2/2	3/4	3/4	1/1		3		

Goalkeepers		Saves								
No.	Name	S/S	%	6m	Wing	9m	7m	FB	BT	EG
30	DUIJNDAM Rinka	0/1	0				0/1			
33	WESTER Tess	7/35	20	2/10	1/4	3/9	0/4	1/3	0/5	
Totals		7/36	19	2/10	1/4	3/9	0/5	1/3	0/5	

RUNNING SCORE

NOR - NED	
1st Half	
KRISTIANSEN V	1 (2') 0
MOERK N	2 (3') 1 SMITS I
HERREM C	3 (3') 2 SNELDER D
SKOGRAND S	3 (4') 3 SMITS I
KRISTIANSEN V	4 (4') 4
BRATTSET DALE K	5 (8') 4
BREDAL OFTEDAL S	5 (9') 5
MOERK N	6 (9') 5
MOERK N	7 (10') 5
MOERK N	8 (12') 5
MOERK N	8 (13') 6 SNELDER D
MOERK N	9 (15') 6
MOERK N	9 (16') 7 SMITS I
MOERK N	10 (16') 7
HERREM C	11 (16') 7
HERREM C	11 (17') 8 SNELDER D
HERREM C	11 (19') 9 FRERIKS M
KRISTIANSEN V	12 (20') 9
KRISTIANSEN V	12 (21') 10 GROOT N
BREDAL OFTEDAL S	13 (21') 10
BREDAL OFTEDAL S	13 (23') 11 ABBINGH L
BREDAL OFTEDAL S	13 (25') 12 DULFER K
SOLBERG ISAKSEN S	14 (26') 12
SOLBERG ISAKSEN S	14 (28') 13 HOUSHEER D
KRISTIANSEN V	15 (29') 13
SKOGRAND S	16 (30') 13

2nd Half	
KRISTIANSEN V	17 (31') 13
KRISTIANSEN V	17 (32') 14 HOUSHEER D
MOERK N	18 (33') 14
MOERK N	18 (33') 15 HOUSHEER D
MOERK N	18 (34') 16 FRERIKS M
MOERK N	19 (36') 16
MOERK N	19 (36') 17 GROOT N
MOERK N	20 (38') 17
MOERK N	20 (38') 18 DULFER K
MOERK N	20 (40') 19 SMITS I
MOERK N	20 (41') 20 FRERIKS M
MOERK N	21 (41') 20
MOERK N	21 (42') 21 SMITS I
BREDAL OFTEDAL S	22 (43') 21
BREDAL OFTEDAL S	22 (47') 22 SNELDER D
BREDAL OFTEDAL S	22 (48') 23 SMITS I
MOERK N	23 (49') 23
BREISTOEL K	24 (50') 23
BREISTOEL K	24 (51') 24 van WETERING B
BREISTOEL K	25 (51') 24
BREISTOEL K	25 (52') 25 SMITS I
FRAFJORD MM	26 (53') 25
FRAFJORD MM	26 (53') 26 ABBINGH L
BREISTOEL K	27 (54') 26
FRAFJORD MM	28 (57') 26
KRISTIANSEN V	29 (57') 26
KRISTIANSEN V	29 (59') 27 SNELDER D

Legend:							
%	Efficiency	2Min	2-Minute Suspensions	6m	6-metre Shots	7m	7-metre Shots
9m	9-metre Shots	BC	Blue Cards	BT	Breakthroughs	D	Direct Red Card
EG	Empty Goal	FB	Fast Breaks	G/S	Goals/Shots	No.	Uniform Number
RC	Red Cards	S/S	Saves/Shots	Wing	Wing Shots	X	Red Card After 3rd 2-Minute Suspension
YC	Yellow Cards						



Match Team Statistics

チームの試合統計 / Statistiques du match par équipe

Match 24

NOR 29 - 27 NED

(16 - 13) (13 - 14)

Referees: ALPAIDZE V / BEREZKINA T (RUS)

NOR - Norway

Players		Shots									Offence		Defence		Punishments			TP	
No.	Name	G/S	%	6m	Wing	9m	7m	FB	BT	EG	AS	TO	ST	BS	YC	2Min	RC		BC
4	KRISTIANSEN Veronica	6/9	67	2/3		1/3		1/1	2/2		1	3				1			47:48
5	FRAFJORD Marit Malm	2/2	100	2/2							1	1	1						38:08
7	SKOGRAND Stine	2/5	40	0/1	2/4								1						45:20
9	MOERK Nora	9/10	90	2/2		1/2	5/5		1/1		4	3	3						41:10
10	BREDAL OFTEDAL Stine	3/5	60			1/2		0/1	2/2		4	1							35:12
12	SOLBERG Silje											2							57:27
13	BRATTSET DALE Kari	1/1	100	1/1										2					25:32
16	LUNDE Katrine																		
20	JACOBSEN Marit	0/1	0		0/1														18:54
23	HERREM Camilla	2/2	100		1/1			1/1			1								40:06
24	SOLBERG ISAKSEN Sanna	1/1	100	1/1									1						19:36
25	BREISTOEL Kristine	3/6	50			3/6					1	2				1			22:58
26	TOMAC Marta	0/1	0			0/1					3	2	1						14:39
34	JOHANSEN Vilde Ingeborg	0/1	0	0/1								1							13:10
Bench/Team																			
Totals		29/44	66	8/11	3/6	6/14	5/5	2/3	5/5		15	15	7	2		2			

Goalkeepers		Total Shots		6m Shots		Wing Shots		9m Shots		7m Shots		Fast Breaks		Breakthroughs	
No.	Name	S/S	%	S/S	%	S/S	%	S/S	%	S/S	%	S/S	%	S/S	%
12	SOLBERG Silje	13/39	33	1/14	7	2/2	100	9/14	64	0/2	0	0/3	0	1/4	25
16	LUNDE Katrine														
EG		1													
Totals		13/40	33	1/14	7	2/2	100	9/14	64	0/2	0	0/3	0	1/4	25

Team Shots	Goals	Saves	Missed	Post	Blocked	Total	%
6m Shots	8	2		1		11	73
Wing Shots	3	1	1	1		6	50
9m Shots	6	3	2		3	14	43
7m Shots	5				N/A	5	100
Fast Breaks	2	1				3	67
Breakthroughs	5					5	100
Empty Goal		N/A					
Totals	29	7	3	2	3	44	66

Number of Attacks: 59, Scoring Efficiency: 49%



Match Team Statistics

チームの試合統計 / Statistiques du match par équipe

Match 24

NOR 29 - 27 NED
(16 - 13) (13 - 14)

Referees: ALPAIDZE V / BEREZKINA T (RUS)

NOR - Norway

Shots Distribution

Players


Goals / Shots

4 KRISTIANSEN V	5 FRAFJORD MM	7 SKOGRAND S	9 MOERK N	10 BREDAL OFTEDAL S	12 SOLBERG S	13 BRATTSET DALE K
1/1		1/1	1/1			
			1/1	0/1		
2/2	1/1	1/2	4/4	1/2		1/1
1-Post 1-Blocked		1-Missed 1-Post	1-Missed			

16 LUNDE K	20 JACOBSEN M	23 HERREM C	24 SOLBERG ISAKSEN S	25 BREISTOEL K	26 TOMAC M	34 JOHANSEN VI
						0/1
			1/1			
		1/1		2/2		
				1/2		
				2-Blocked 1-Missed		

Team Goals / Shots

3/4		7/8
2/3		1/1
9/11	3/3	4/6
3-Missed	2-Post	3-Blocked



Goalkeepers Saves / Shots

2/4	2/3	0/4
1/2	0/1	2/6
2/6	1/2	3/12

12 SOLBERG S

2/4	2/3	0/4
1/2		2/6
2/6	1/2	3/12

16 LUNDE K



Match Team Statistics

チームの試合統計 / Statistiques du match par équipe

Match 24

NOR 29 - 27 NED

(16 - 13) (13 - 14)

Referees: ALPAIDZE V / BEREZKINA T (RUS)

NED - Netherlands

Players		Shots									Offence		Defence		Punishments			TP	
No.	Name	G/S	%	6m	Wing	9m	7m	FB	BT	EG	AS	TO	ST	BS	YC	2Min	RC		BC
6	van der HEIJDEN Laura	0/3	0	0/1		0/2						2							18:42
7	BONT Debbie	0/1	0		0/1							1							28:49
8	ABBINGH Lois	4/8	50	1/1		1/4	2/2		0/1		1	2	1						36:20
10	SNELDER Danick	5/7	71	4/5				1/2				3		1		1			33:38
12	van WETERING Bo	1/1	100	1/1															31:19
17	GROOT Nycke	2/3	67			0/1			1/1	1/1			2			1			22:21
18	DULFER Kelly	2/4	50	2/2		0/2					1	2		1		1			42:05
19	FRERIKS Merel	3/3	100	2/2				1/1			1	1		1					27:40
20	SMITS Inger	7/9	78	1/1		3/5		1/1	2/2		3	1							34:26
24	SMEETS Martine											1	1						26:03
26	MALESTEIN Angela	0/1	0		0/1						1								31:13
30	DUIJNDAM Rinka																		3:15
33	WESTER Tess																		54:33
48	HOUSHEER Dione	3/6	50	2/2		1/4					4	2							29:36
Bench/Team																			
Totals		27/46	59	13/15	0/2	5/18	2/2	3/4	3/4	1/1	11	15	4	3		3			

Goalkeepers		Total Shots		6m Shots		Wing Shots		9m Shots		7m Shots		Fast Breaks		Breakthroughs	
No.	Name	S/S	%	S/S	%	S/S	%	S/S	%	S/S	%	S/S	%	S/S	%
30	DUIJNDAM Rinka	0/1	0							0/1	0				
33	WESTER Tess	7/35	20	2/10	20	1/4	25	3/9	33	0/4	0	1/3	33	0/5	0
Totals		7/36	19	2/10	20	1/4	25	3/9	33	0/5	0	1/3	33	0/5	0

Team Shots	Goals	Saves	Missed	Post	Blocked	Total	%
6m Shots	13	1			1	15	87
Wing Shots		2				2	0
9m Shots	5	9	1	2	1	18	28
7m Shots	2				N/A	2	100
Fast Breaks	3			1		4	75
Breakthroughs	3	1				4	75
Empty Goal	1	N/A				1	100
Totals	27	13	1	3	2	46	59

Number of Attacks: 60, Scoring Efficiency: 45%



Match Team Statistics

チームの試合統計 / Statistiques du match par équipe

Match 24

NOR 29 - 27 NED
(16 - 13) (13 - 14)

Referees: ALPAIDZE V / BEREZKINA T (RUS)

NED - Netherlands

Players
Goals / Shots

6 van der HEIJDEN L	7 BONT D	8 ABBINGH L	10 SNELDER D	12 van WETERING B	17 GROOT N	18 DULFER K
0/1	0/1	1/2	1/1	1/1	1/1	1/1
1-Post	1-Blocked	1-Missed 1-Post	1-Post			

19 FRERIKS M	20 SMITS I	24 SMEETS M	26 MALESTEIN A	30 DUIJNDAM R	33 WESTER T	48 HOUSHEER D
2/2	0/1		0/1			0/1
1/1	3/3					1/1
	1/1					1/2
						1-Blocked


Team
Goals / Shots

2/4	1/3	4/4
1/2	1/1	4/6
4/6	1/2	9/12
1-Missed	3-Post	2-Blocked

Offence

Defence

Goalkeepers
Saves / Shots



1/4	1/8
1/3	0/1
2/11	0/3
2/6	2/6

30 DUIJNDAM R

0/1		
-----	--	--

33 WESTER T

1/4	1/8
1/3	0/1
2/10	0/3
2/6	2/6

Legend:			
%	Efficiency	2Min	2-Minute Suspensions
AS	Assists	BC	Blue Cards
EG	Empty Goal	FB	Fast Breaks
RC	Red Cards	S/S	Saves/Shots
Wing	Wing Shots	X	Red Card After 3rd 2-Minute Suspension
6m	6 metre Shots	6m	6 metre Shots
BS	Blocked Shots	BT	Breakthroughs
G/S	Goals/Shots	N/A	Not Applicable
ST	Steals	TO	Turnover
YC	Yellow Cards	9m	9-metre Shots
		D	Direct Red Card
		No.	Uniform Number
		TP	Time Played



Empty Goal Analysis

無人ゴール 分析 / Analyses des attaques avec but vide

Match 24

NOR 29 - 27 NED

(16 - 13) (13 - 14)

Referees: ALPAIDZE V / BEREZKINA T (RUS)

ATTACKS DURING OWN EMPTY GOAL SITUATION

Players on Court	Attacks		Goals		Saves		Missed		Blocked		Post		Turnovers		Scoring Efficiency -		Goals Against	
	NOR	NED	NOR	NED	NOR	NED	NOR	NED	NOR	NED	NOR	NED	NOR	NED	NOR	%NED	NOR	NED
7 Against 6	4	2	1	1		1			1				2		25	50		
6 Against 6	3	4	1	2		1			1	1			1		33	50	1	
Others																		
Total:	7	6	2	3		2			2	1			3		29	50	1	

GOALS/ATTACKS DURING OWN EMPTY GOAL SITUATION - ANALYSIS OF OCCURRENCE (in 5 min intervals)

Players on Court	1st Half											
	0-5		5-10		10-15		15-20		20-25		25-30	
	NOR	NED	NOR	NED	NOR	NED	NOR	NED	NOR	NED	NOR	NED
7 Against 6								0/1				
6 Against 6							1/1			0/1	0/2	
Others												
Total:							1/2			0/1	0/2	

Players on Court	2nd Half											
	30-35		35-40		40-45		45-50		50-55		55-60	
	NOR	NED	NOR	NED	NOR	NED	NOR	NED	NOR	NED	NOR	NED
7 Against 6				1/1							1/4	
6 Against 6	0/1		1/1	1/1								
Others												
Total:	0/1		1/1	2/2							1/4	

GOALS/ATTACKS DURING OWN EMPTY GOAL SITUATION - ANALYSIS BY DURATION

Team	<15 sec.	15-30 sec.	30-45 sec.	45-60 sec.	>60 sec.
NOR	1/1	1/2	0/1	0/2	0/1
NED	0/1	2/4	1/1		

SUBSTITUTION SUMMARY

Players	NOR	NED
Goalkeeper <-> Goalkeeper	0	3
Court Player <-> Goalkeeper	10	11
Court Player <-> Court Player	95	64
Total:	105	78



Match Report

試合レポート / Compte rendu du match

Team A										Team B																																									
A										B																																									
KOR - Republic of Korea										ANG - Angola																																									
played in										in the hall										on										at										Spectators										Match Number	
Tokyo										Yoyogi National Stadium										MON 2 AUG 2021										09:00																				25	
Half-time (30')		A		B		End of playing time		A		B		1st overtime		A		B		2nd overtime		A		B		After penalty throws		A		B																							
		16		17				31		31																																									
Number of 7m		A		Team time-out						Full name of players and officials										Team time-out						B		Number of 7m																							
3/4		1		5:50		2		49:41		3		59:23												1		24:21		2		53:26		3		58:57		1/1															
No.	Team A						G	YC	2'	RC	BC	No.	Team B						G	YC	2'	RC	BC																												
1	JU Hui											5	QUIZELETE Marilia																																						
10	WON Seonpil											6	MACHADO Juliana						4																																
11	RYU Eun Hee						5					8	PAULO Helena						4																																
12	JEONG Jinhui											9	SANTOS Natalia						3		1																														
13	KIM Yunji											10	KASSOMA Albertina						7																																
15	CHOI Sumin						1					12	SOUSA Helena																																						
17	SIM Haein						2					13	FONSECA Natalia								1																														
19	KANG Eunhye						7					16	ALMEIDA Teresa																																						
21	JO Harang						3					17	DOMBAXI Wuta						2																																
22	GIM Boeun						1					20	PASCOAL Stelvia								1																														
23	LEE Migyeong						2					21	CAZANGA Magda						1		2																														
24	KANG Kyungmin						2					25	VENANCIO Liliana						2		2																														
25	JUNG Yura						7					35	CARLOS Azenaide																																						
27	KIM Jinyi						1					90	GUIALO Isabel						8																																

Off.A	SHIM Jaehong									Off.A	CRUZ Filipe										
Off.B	KANG Jae Won									Off.B	NETO Edgar										
Off.C	LEE Jongmoon									Off.C	CHUMA Jose										
Off.D	LEE Yu Ri									Off.D	CALISTER Marina										
Off.E	KIM Cha Youn																				

A	Signatures of responsables for the teams (Off.A)										B
Remarks of referees / IHF Official											

Referees	Signatures				Signatures			
	BONAVENTURA Charlotte (FRA)				BONAVENTURA Julie (FRA)			
Technical Officials								
	TK: HAGEN Monika (SWE)				SK: MARIC Branka (SRB)			
IHF Official								
	JENSEN Bjarne Munk (DEN)							

Note: Number of 7m scored/awarded to resp. B, goals (G), yellow cards (YC), red cards (RC), red card after 3rd 2' suspension (X), direct red card (D) and blue cards (BC).



Results

結果 / Résultats

Match 25

KOR 31 - 31 ANG
(16 - 17) (15 - 14)

Referees: BONAVENTURA C / BONAVENTURA J (FRA)

KOR - Republic of Korea

Players		Shots									Punishments			
No.	Name	G/S	%	6m	Wing	9m	7m	FB	BT	EG	YC	2Min	RC	BC
1	JU Hui													
10	WON Seonpil													
11	RYU Eun Hee	5/8	63	1/1		1/4		1/1	2/2					
12	JEONG Jinhui													
13	KIM Yunji													
15	CHOI Sumin	1/1	100		1/1									
17	SIM Haein	2/4	50	1/2						1/2				
19	KANG Eunhye	7/7	100	4/4				3/3						
21	JO Harang	3/4	75		2/3					1/1				
22	GIM Boeun	1/1	100							1/1				
23	LEE Migyeong	2/4	50	0/1			2/2		0/1					
24	KANG Kyungmin	2/5	40		1/1	0/1	0/1		1/2					
25	JUNG Yura	7/10	70		2/2	0/1	1/1	4/6						
27	KIM Jinyi	1/2	50			0/1			1/1					
Bench/Team														
Totals		31/46	67	6/8	6/7	1/7	3/4	8/10	4/6	3/4				

Goalkeepers		Saves								
No.	Name	S/S	%	6m	Wing	9m	7m	FB	BT	
1	JU Hui	9/34	26	3/12	3/5	3/10	0/1	0/2	0/4	
12	JEONG Jinhui	2/8	25	0/3	0/2	1/1	0/1	0/1	1/1	
Totals		11/42	26	3/15	3/7	4/11	0/1	0/3	1/5	

ANG - Angola

Players		Shots									Punishments			
No.	Name	G/S	%	6m	Wing	9m	7m	FB	BT	EG	YC	2Min	RC	BC
5	QUIZELETE Marilia													
6	MACHADO Juliana	4/5	80	0/1	2/2			1/1	1/1					
8	PAULO Helena	4/7	57	0/1		1/2			3/4					
9	SANTOS Natalia	3/5	60		1/3			2/2				1		
10	KASSOMA Albertina	7/7	100	7/7										
12	SOUSA Helena												1	
13	FONSECA Natalia	0/1	0		0/1									
16	ALMEIDA Teresa													
17	DOMBAXI Wuta	2/3	67	1/1	1/2									
20	PASCOAL Stelvia												1	
21	CAZANGA Magda	1/5	20	1/1		0/4							2	
25	VENANCIO Liliana	2/2	100	2/2									2	
35	CARLOS Azenaide													
90	GUIALO Isabel	8/13	62	1/2		6/10	1/1							
Bench/Team														
Totals		31/48	65	12/15	4/8	7/16	1/1	3/3	4/5				7	

Goalkeepers		Saves										
No.	Name	S/S	%	6m	Wing	9m	7m	FB	BT			
12	SOUSA Helena	8/35	23	1/7	1/7	4/5	1/3	1/9	0/4			
16	ALMEIDA Teresa	0/1	0				0/1					
EG		3										
Totals		8/39	21	1/7	1/7	4/5	1/4	1/9	0/4			

RUNNING SCORE

KOR - ANG	
1st Half	
JUNG Y	1 (1') 0
	1 (2') 1 KASSOMA A
	1 (3') 2 KASSOMA A
	1 (4') 3 DOMBAXI W
JUNG Y	2 (4') 3
CHOI S	3 (5') 3
LEE M	4 (7') 3
JUNG Y	5 (9') 3
JUNG Y	6 (11') 3
	6 (11') 4 GUIALO I
	6 (12') 5 SANTOS N
	6 (13') 6 SANTOS N
	6 (14') 7 KASSOMA A
KIM J	7 (14') 7
RYU EH	8 (15') 7
	8 (16') 8 GUIALO I
	8 (17') 9 PAULO H
GIM B	9 (17') 9
	9 (17') 10 GUIALO I
	9 (18') 11 SANTOS N
	9 (19') 12 VENANCIO L
JUNG Y	10 (21') 12
	10 (21') 13 KASSOMA A
KANG K	11 (22') 13
	11 (23') 14 MACHADO J
	11 (24') 15 GUIALO I
JO H	12 (26') 15
KANG E	13 (26') 15
	13 (27') 16 VENANCIO L
JO H	14 (28') 16
	14 (29') 17 KASSOMA A
LEE M	15 (29') 17
KANG E	16 (30') 17
2nd Half	
JO H	17 (31') 17
	17 (32') 18 GUIALO I
	17 (32') 19 MACHADO J
RYU EH	18 (33') 19
	18 (34') 20 GUIALO I
KANG K	19 (36') 20
	19 (36') 21 CAZANGA M
RYU EH	20 (36') 21
JUNG Y	21 (40') 21
	21 (41') 22 KASSOMA A
JUNG Y	22 (41') 22
RYU EH	23 (42') 22
	23 (43') 23 PAULO H
RYU EH	24 (43') 23
	24 (44') 24 KASSOMA A
KANG E	25 (44') 24
	25 (46') 25 PAULO H
KANG E	26 (48') 25
	26 (48') 26 GUIALO I
	26 (49') 27 DOMBAXI W
KANG E	27 (52') 27
	27 (53') 28 PAULO H
SIM H	28 (54') 28
	28 (55') 29 MACHADO J
KANG E	29 (55') 29
	29 (55') 30 GUIALO I
	29 (56') 31 MACHADO J
SIM H	30 (59') 31
KANG E	31 (60') 31

Legend:							
%	Efficiency	2Min	2-Minute Suspensions	6m	6-metre Shots	7m	7-metre Shots
9m	9-metre Shots	BC	Blue Cards	BT	Breakthroughs	D	Direct Red Card
EG	Empty Goal	FB	Fast Breaks	G/S	Goals/Shots	No.	Uniform Number
RC	Red Cards	S/S	Saves/Shots	Wing	Wing Shots	X	Red Card After 3rd 2-Minute Suspension
YC	Yellow Cards						



Match Team Statistics

チームの試合統計 / Statistiques du match par équipe

Match 25

KOR 31 - 31 ANG

(16 - 17) (15 - 14)

Referees: BONAVENTURA C / BONAVENTURA J (FRA)

KOR - Republic of Korea

Players		Shots									Offence		Defence		Punishments			TP	
No.	Name	G/S	%	6m	Wing	9m	7m	FB	BT	EG	AS	TO	ST	BS	YC	2Min	RC		BC
1	JU Hui																		46:34
10	WON Seonpil																		1:42
11	RYU Eun Hee	5/8	63	1/1		1/4		1/1	2/2		9	3							55:51
12	JEONG Jinhui											1							12:58
13	KIM Yunji																		0:28
15	CHOI Sumin	1/1	100		1/1														21:03
17	SIM Haein	2/4	50	1/2						1/2	1	2	1						51:20
19	KANG Eunhye	7/7	100	4/4				3/3				1							34:49
21	JO Harang	3/4	75		2/3					1/1	1	2							40:51
22	GIM Boeun	1/1	100							1/1	1	1							26:56
23	LEE Migyeong	2/4	50	0/1			2/2		0/1		1	2	1						21:59
24	KANG Kyungmin	2/5	40		1/1	0/1	0/1		1/2		7	5							38:11
25	JUNG Yura	7/10	70		2/2	0/1	1/1	4/6			1	1	1						59:48
27	KIM Jinyi	1/2	50			0/1			1/1										7:30
	Bench/Team																		
	Totals	31/46	67	6/8	6/7	1/7	3/4	8/10	4/6	3/4	21	18	3						

Goalkeepers		Total Shots		6m Shots		Wing Shots		9m Shots		7m Shots		Fast Breaks		Breakthroughs	
No.	Name	S/S	%	S/S	%	S/S	%	S/S	%	S/S	%	S/S	%	S/S	%
1	JU Hui	9/34	26	3/12	25	3/5	60	3/10	30	0/1	0	0/2	0	0/4	0
12	JEONG Jinhui	2/8	25	0/3	0	0/2	0	1/1	100			0/1	0	1/1	100
	Totals	11/42	26	3/15	20	3/7	43	4/11	36	0/1	0	0/3	0	1/5	20

Team Shots	Goals	Saves	Missed	Post	Blocked	Total	%
6m Shots	6	1		1		8	75
Wing Shots	6	1				7	86
9m Shots	1	4	1		1	7	14
7m Shots	3	1			N/A	4	75
Fast Breaks	8	1		1		10	80
Breakthroughs	4			2		6	67
Empty Goal	3	N/A	1			4	75
Totals	31	8	2	4	1	46	67

Number of Attacks: 62, Scoring Efficiency: 50%



Match Team Statistics

チームの試合統計 / Statistiques du match par équipe

Match 25

KOR 31 - 31 ANG
(16 - 17) (15 - 14)

Referees: BONAVENTURA C / BONAVENTURA J (FRA)

KOR - Republic of Korea

Shots Distribution

Players

Goals / Shots

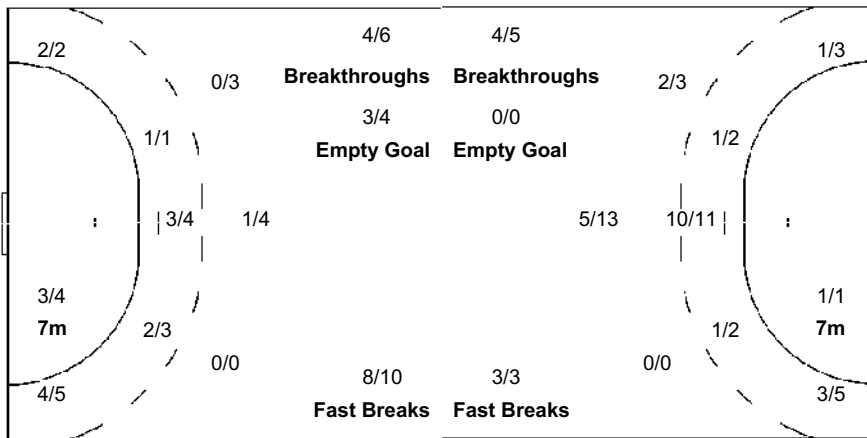
1 JU H	10 WON S	11 RYU EH	12 JEONG J	13 KIM Y	15 CHOI S	17 SIM H
		1/1				
		0/1				1/1
		1/1				1/1
		1-Missed	1-Blocked			1-Missed 1-Post

19 KANG E	21 JO H	22 GIM B	23 LEE M	24 KANG K	25 JUNG Y	27 KIM J
	2/2			1/1	1/1	
	1/1	1/1		1/2	1/1	0/1
5/5	1/1		1/1	0/1	2/2	1/1
			1-Post	1-Post	1-Post	

Team Goals / Shots

2/2	3/3	2/2
2/4	3/3	0/3
10/11	1/1	8/10
2-Missed	4-Post	1-Blocked

Offence



Defence

Goalkeepers Saves / Shots

1/4	3/8	1/7
1/8		2/3
1/7		2/5

1 JU H

1/3	3/7	1/6
1/5		2/3
0/6		1/4

12 JEONG J

0/1	0/1	0/1
0/3		
1/1		1/1



Match Team Statistics

チームの試合統計 / Statistiques du match par équipe

Match 25

KOR 31 - 31 ANG

(16 - 17) (15 - 14)

Referees: BONAVENTURA C / BONAVENTURA J (FRA)

ANG - Angola

Players		Shots									Offence		Defence		Punishments			TP	
No.	Name	G/S	%	6m	Wing	9m	7m	FB	BT	EG	AS	TO	ST	BS	YC	2Min	RC		BC
5	QUIZELETE Marilia																		7:45
6	MACHADO Juliana	4/5	80	0/1	2/2			1/1	1/1		3		1						46:12
8	PAULO Helena	4/7	57	0/1		1/2			3/4		1	2							30:51
9	SANTOS Natalia	3/5	60		1/3			2/2			1	1	1	1		1			58:06
10	KASSOMA Albertina	7/7	100	7/7								4	1						54:18
12	SOUSA Helena											1							43:11
13	FONSECA Natalia	0/1	0		0/1											1			32:12
16	ALMEIDA Teresa																		0:15
17	DOMBAXI Wuta	2/3	67	1/1	1/2						2	5	2						32:14
20	PASCOAL Stelvia																1		10:10
21	CAZANGA Magda	1/5	20	1/1		0/4					1	2	1				2		26:45
25	VENANCIO Liliana	2/2	100	2/2													2		36:19
35	CARLOS Azenaide																		
90	GUIALO Isabel	8/13	62	1/2		6/10	1/1				7	3							41:42
Bench/Team																			
Totals		31/48	65	12/15	4/8	7/16	1/1	3/3	4/5		15	18	6	1		7			

Goalkeepers		Total Shots		6m Shots		Wing Shots		9m Shots		7m Shots		Fast Breaks		Breakthroughs	
No.	Name	S/S	%	S/S	%	S/S	%	S/S	%	S/S	%	S/S	%	S/S	%
12	SOUSA Helena	8/35	23	1/7	14	1/7	14	4/5	80	1/3	33	1/9	11	0/4	0
16	ALMEIDA Teresa	0/1	0							0/1	0				
EG		3													
Totals		8/39	21	1/7	14	1/7	14	4/5	80	1/4	25	1/9	11	0/4	0

Team Shots	Goals	Saves	Missed	Post	Blocked	Total	%
6m Shots	12	3				15	80
Wing Shots	4	3		1		8	50
9m Shots	7	4	1	4		16	44
7m Shots	1				N/A	1	100
Fast Breaks	3					3	100
Breakthroughs	4	1				5	80
Empty Goal		N/A					
Totals	31	11	1	5		48	65

Number of Attacks: 62, Scoring Efficiency: 50%



Match Team Statistics

チームの試合統計 / Statistiques du match par équipe

Match 25

KOR 31 - 31 ANG
(16 - 17) (15 - 14)

Referees: BONAVENTURA C / BONAVENTURA J (FRA)

ANG - Angola

Players
Goals / Shots

Shots Distribution

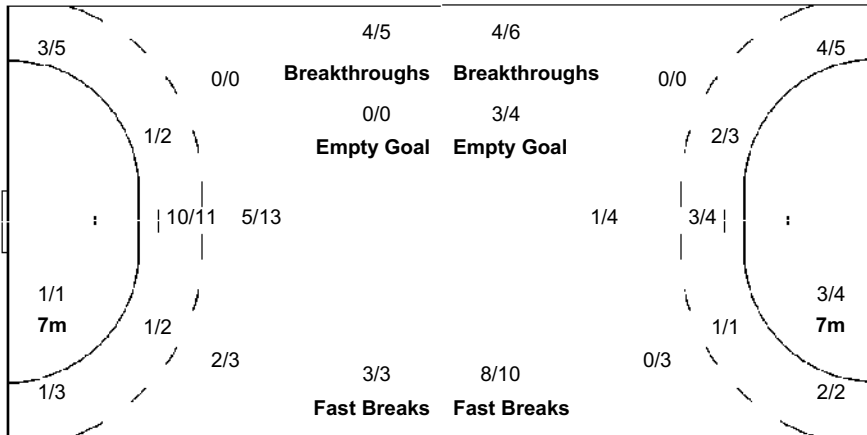
5 QUIZELETE M	6 MACHADO J	8 PAULO H	9 SANTOS N	10 KASSOMA A	12 SOUSA H	13 FONSECA N
	1/1		0/1 1/1	1/1 2/2 1/1		
	2/3	1/1 0/1	1/1 0/1	1/1		
	1/1	2/2 1/2	1/1	2/2		
		1-Missed				1-Post
16 ALMEIDA T	17 DOMBAXI W	20 PASCOAL S	21 CAZANGA M	25 VENANCIO L	35 CARLOS A	90 GUIALO I
	0/1		1/1	1/1		1/2 2/3 3/4
	1/1			1/1		1/1
	1/1		0/1			1/2
			3-Post			1-Post

Team
Goals / Shots

3/4	5/8	6/7
7/8		1/3
6/7		3/5
1-Missed	5-Post	

Offence

Defence



Goalkeepers
Saves / Shots

0/2	0/3	0/2
2/4	0/3	3/3
1/11	0/1	2/10

12 SOUSA H

0/2	0/3	0/2
2/4		3/3
1/11	0/1	2/9

16 ALMEIDA T

		0/1

Legend:		
%	Efficiency	
AS	Assists	
EG	Empty Goal	
RC	Red Cards	
Wing	Wing Shots	
2Min	2-Minute Suspensions	
BC	Blue Cards	
FB	Fast Breaks	
S/S	Saves/Shots	
X	Red Card After 3rd 2-Minute Suspension	
6m	6 metre Shots	
BS	Blocked Shots	
G/S	Goals/Shots	
ST	Steals	
YC	Yellow Cards	
7m	7-metre Shots	
BT	Breakthroughs	
N/A	Not Applicable	
TO	Turnover	
9m	9-metre Shots	
D	Direct Red Card	
No.	Uniform Number	
TP	Time Played	



Empty Goal Analysis

無人ゴール 分析 / Analyses des attaques avec but vide

Match 25

KOR 31 - 31 ANG

(16 - 17) (15 - 14)

Referees: BONAVENTURA C / BONAVENTURA J (FRA)

ATTACKS DURING OWN EMPTY GOAL SITUATION

Players on Court	Attacks		Goals		Saves		Missed		Blocked		Post		Turnovers		Scoring Efficiency -		Goals Against	
	KOR	ANG	KOR	ANG	KOR	ANG	KOR	ANG	KOR	ANG	KOR	ANG	KOR	ANG	KOR %ANG	KOR	ANG	
7 Against 6		23		14		5						1		4		61		3
6 Against 6		13		4		3		1				1		4		31		
Others																		
Total:		36		18		8		1				2		8		50		3

GOALS/ATTACKS DURING OWN EMPTY GOAL SITUATION - ANALYSIS OF OCCURRENCE (in 5 min intervals)

Players on Court	1st Half											
	0-5		5-10		10-15		15-20		20-25		25-30	
	KOR	ANG	KOR	ANG	KOR	ANG	KOR	ANG	KOR	ANG	KOR	ANG
7 Against 6						2/4		4/4		3/4		1/2
6 Against 6										0/1		0/2
Others												
Total:						2/4		4/4		3/5		1/4

Players on Court	2nd Half											
	30-35		35-40		40-45		45-50		50-55		55-60	
	KOR	ANG	KOR	ANG	KOR	ANG	KOR	ANG	KOR	ANG	KOR	ANG
7 Against 6								1/2		2/3		1/4
6 Against 6		1/2		0/2		2/4		1/2				
Others												
Total:		1/2		0/2		2/4		2/4		2/3		1/4

GOALS/ATTACKS DURING OWN EMPTY GOAL SITUATION - ANALYSIS BY DURATION

Team	<15 sec.	15-30 sec.	30-45 sec.	45-60 sec.	>60 sec.
KOR					
ANG	4/8	8/20	4/5	2/2	0/1

SUBSTITUTION SUMMARY

Players	KOR	ANG
Goalkeeper <-> Goalkeeper	1	2
Court Player <-> Goalkeeper	2	78
Court Player <-> Court Player	24	66
Total:	27	146



Match Report

試合レポート / Compte rendu du match

Team A										Team B																																									
A					FRA - France					B					BRA - Brazil																																				
played in										in the hall										on										at										Spectators										Match Number	
Tokyo										Yoyogi National Stadium										MON 2 AUG 2021										11:00																				26	
Half-time (30')		A		B		End of playing time		A		B		1st overtime		A		B		2nd overtime		A		B		After penalty throws		A		B																							
		17		11				29		22																																									
Number of 7m		A		Team time-out						Full name of players and officials										Team time-out						B		Number of 7m																							
3/3				1		2		3												1		2		3		5/6																									
		29:50		47:06																14:49		43:17		51:12																											
No.	Team A						G	YC	2'	RC	BC	No.	Team B						G	YC	2'	RC	BC																												
2	NOCANDY Meline						2					2	de PAULA Bruna						4																																
4	COATANEPA Pauline						1					3	DO NASCIMENTO Alexandra						6																																
6	VALENTINI Chloe						1					7	de ARAUJO Tamires																																						
7	PINEAU Allison						4					9	RODRIGUES BELO Ana Paula																																						
8	LASSOURCE Coralie						4					12	ARENHART Barbara						1																																
10	ZAADI DEUNA Grace						2		1			18	AMORIM TALESKA Eduarda								1																														
12	LEYNAUD Amandine											20	ARAUJO Larissa						3		1																														
15	NIAKATE Kalidiatou						3					21	CARDOSO Adriana						4																																
16	DARLEUX Cleopatre											22	VIEIRA Samara						2																																
19	SERCIEN UGOLIN Oceane						3		1			23	GUARIEIRO Giulia																																						
20	FLIPPES Laura						2					30	BITOLO Gabriela																																						
24	EDWIGE Beatrice						1					49	MATIELI Patricia						2																																
26	FOPPA Pauletta						3					87	de ARRUDA Renata																																						
27	NZE MINKO Estelle						3					91	VENTURA Livia																																						

Off.A	KRUMBHOLZ Olivier					Off.A	SOLAR ABERASTURI Juan Carlos				
Off.B	GARDILLOU Sebastien					Off.B	DUENAS de GALARZA Jorge				
Off.C	CONORT Cindy					Off.C	da ROCHA SILVA Cristiano				
Off.D	TERZI Pierre					Off.D	SANTOS ROCHA Jessica				
Off.F	ROUSSELIN Guillaume					Off.E	CASAGRANDE HERDEIRO A. F.				

A	Signatures of responsables for the teams (Off.A)										B
Remarks of referees / IHF Official											

Referees	Signatures		Signatures	
	LAH Bojan (SLO)		SOK David (SLO)	
Technical Officials	Signatures		Signatures	
	TK: VARTANYAN Stella (RUS)		SK: VOJIC Arijana (BIH)	
IHF Official	Signatures			
	JENSEN Bjarne Munk (DEN)			

Note: Number of 7m scored/awarded to resp. B, goals (G), yellow cards (YC), red cards (RC), red card after 3rd 2' suspension (X), direct red card (D) and blue cards (BC).



Results

結果 / Résultats

FRA 29 - 22 BRA

(17 - 11) (12 - 11)

Match 26

Referees: LAH B / SOK D (SLO)

FRA - France

Players		Shots									Punishments			
No.	Name	G/S	%	6m	Wing	9m	7m	FB	BT	EG	YC	2Min	RC	BC
2	NOCANDY Meline	2/2	100			2/2								
4	COATANEA Pauline	1/3	33		1/1			0/2						
6	VALENTINI Chloe	1/2	50					1/2						
7	PINEAU Allison	4/5	80	1/1		1/2	2/2							
8	LASSOURCE Coralie	4/6	67		4/5			0/1						
10	ZAADI DEUNA Grace	2/2	100			1/1	1/1					1		
12	LEYNAUD Amandine													
15	NIAKATE Kalidiatou	3/5	60	1/1		2/3			0/1					
16	DARLEUX Cleopatre													
19	SERCEN UGOLIN Oceane	3/5	60	2/2		1/3							1	
20	FLIPPES Laura	2/4	50			0/2			2/2					
24	EDWIGE Beatrice	1/1	100	1/1										
26	FOPPA Pauletta	3/6	50	3/6										
27	NZE MINKO Estelle	3/4	75			1/1		1/2	1/1					
Bench/Team														
Totals		29/45	64	8/11	5/6	8/14	3/3	2/7	3/4			2		

Goalkeepers		Saves								
No.	Name	S/S	%	6m	Wing	9m	7m	FB	BT	EG
12	LEYNAUD Amandine	3/13	23		0/3	2/3	0/3	0/1	1/3	
16	DARLEUX Cleopatre	9/20	45	0/2	5/7	3/3	1/3	0/1	0/4	
EG		1								
Totals		12/34	35	0/2	5/10	5/6	1/6	0/2	1/7	

BRA - Brazil

Players		Shots									Punishments			
No.	Name	G/S	%	6m	Wing	9m	7m	FB	BT	EG	YC	2Min	RC	BC
2	de PAULA Bruna	4/11	36	0/1		1/6			3/4					
3	DO NASCIMENTO Alexandra	6/10	60		3/6		2/3	1/1						
7	de ARAUJO Tamires	0/1	0							0/1				
9	RODRIGUES BELO Ana Paula													
12	ARENHART Barbara	1/1	100							1/1				
18	AMORIM TALESKA Eduarda	0/2	0			0/2						1		
20	ARAUJO Larissa	3/8	38	1/1	1/6				1/1			1		
21	CARDOSO Adriana	4/6	67		1/3		3/3							
22	VIEIRA Samara	2/4	50	1/2		0/1			1/1					
23	GUARIEIRO Giulia													
30	BITOLO Gabriela													
49	MATIELI Patricia	2/3	67	0/1				1/1	1/1					
87	de ARRUDA Renata	0/1	0							0/1				
91	VENTURA Livia													
Bench/Team														
Totals		22/47	47	2/5	5/15	1/9	5/6	2/2	6/7	1/3		2		

Goalkeepers		Saves								
No.	Name	S/S	%	6m	Wing	9m	7m	FB	BT	EG
12	ARENHART Barbara	4/24	17	1/7	0/3	1/5	0/2	2/4	0/3	
87	de ARRUDA Renata	2/11	18	0/2	1/3	1/5	0/1			
Totals		6/35	17	1/9	1/6	2/10	0/3	2/4	0/3	

RUNNING SCORE

FRA - BRA	
1st Half	
PINEAU A	0 (1') 1 DO NASCIMENTO
PINEAU A	1 (6') 2 DO NASCIMENTO
LASSOURCE C	2 (6') 2
FLIPPES L	3 (8') 2
FOPPA P	3 (9') 3 DO NASCIMENTO
FOPPA P	4 (10') 3
LASSOURCE C	4 (10') 4 DO NASCIMENTO
LASSOURCE C	5 (12') 4
NZE MINKO E	5 (12') 5 ARAUJO L
LASSOURCE C	6 (13') 5
LASSOURCE C	7 (14') 5
LASSOURCE C	7 (16') 6 de PAULA B
SERCEN UGOLIN O	8 (17') 6
SERCEN UGOLIN O	9 (18') 6
SERCEN UGOLIN O	10 (18') 6
PINEAU A	10 (19') 7 ARAUJO L
PINEAU A	11 (19') 7
VALENTINI C	12 (21') 7
VALENTINI C	12 (21') 8 MATIELI P
PINEAU A	13 (22') 8
NOCANDY M	14 (25') 8
NOCANDY M	14 (25') 9 ARENHART B E
PINEAU A	15 (26') 9
FLIPPES L	16 (27') 9
FLIPPES L	16 (28') 10 CARDOSO A
NZE MINKO E	17 (29') 10
NZE MINKO E	17 (30') 11 CARDOSO A

2nd Half	
COATANEA P	18 (31') 11
COATANEA P	18 (32') 12 VIEIRA S
COATANEA P	18 (33') 13 VIEIRA S
COATANEA P	18 (34') 14 de PAULA B
NZE MINKO E	18 (35') 15 CARDOSO A
NZE MINKO E	19 (36') 15
NZE MINKO E	19 (38') 16 de PAULA B
LASSOURCE C	20 (40') 16
EDWIGE B	21 (41') 16
ZAADI DEUNA G	22 (44') 16
ZAADI DEUNA G	22 (45') 17 CARDOSO A
FOPPA P	23 (45') 17
NIKATE K	24 (46') 17
NIKATE K	25 (48') 17
NIKATE K	25 (49') 18 ARAUJO L
NOCANDY M	26 (50') 18
NIKATE K	27 (52') 18
FOPPA P	28 (53') 18
FOPPA P	28 (53') 19 de PAULA B
FOPPA P	28 (54') 20 DO NASCIMENTO
ZAADI DEUNA G	29 (56') 20
ZAADI DEUNA G	29 (56') 21 DO NASCIMENTO
ZAADI DEUNA G	29 (60') 22 MATIELI P

Legend:							
%	Efficiency	2Min	2-Minute Suspensions	6m	6-metre Shots	7m	7-metre Shots
9m	9-metre Shots	BC	Blue Cards	BT	Breakthroughs	D	Direct Red Card
EG	Empty Goal	FB	Fast Breaks	G/S	Goals/Shots	No.	Uniform Number
RC	Red Cards	S/S	Saves/Shots	Wing	Wing Shots	X	Red Card After 3rd 2-Minute Suspension
YC	Yellow Cards						



Match Team Statistics

チームの試合統計 / Statistiques du match par équipe

Match 26

FRA 29 - 22 BRA
(17 - 11) (12 - 11)

Referees: LAH B / SOK D (SLO)

FRA - France

Players		Shots									Offence		Defence		Punishments			TP	
No.	Name	G/S	%	6m	Wing	9m	7m	FB	BT	EG	AS	TO	ST	BS	YC	2Min	RC		BC
2	NOCANDY Meline	2/2	100			2/2					3	1	1						24:24
4	COATANEA Pauline	1/3	33		1/1			0/2			1	1							45:11
6	VALENTINI Chloe	1/2	50					1/2											26:55
7	PINEAU Allison	4/5	80	1/1		1/2	2/2				1	1							31:29
8	LASSOURCE Coralie	4/6	67		4/5			0/1					1						31:58
10	ZAADI DEUNA Grace	2/2	100			1/1	1/1				7	3		1		1			34:34
12	LEYNAUD Amandine																		28:50
15	NIAKATE Kalidiatou	3/5	60	1/1		2/3			0/1										17:06
16	DARLEUX Cleopatre																		28:41
19	SERCIEN UGOLIN Oceane	3/5	60	2/2		1/3											1		19:21
20	FLIPPES Laura	2/4	50			0/2			2/2		2	2							43:13
24	EDWIGE Beatrice	1/1	100	1/1										1					31:48
26	FOPPA Pauletta	3/6	50	3/6															26:24
27	NZE MINKO Estelle	3/4	75			1/1		1/2	1/1		1	4		2					30:06
Bench/Team																			
Totals		29/45	64	8/11	5/6	8/14	3/3	2/7	3/4		15	14	2	4		2			

Goalkeepers		Total Shots		6m Shots		Wing Shots		9m Shots		7m Shots		Fast Breaks		Breakthroughs	
No.	Name	S/S	%	S/S	%	S/S	%	S/S	%	S/S	%	S/S	%	S/S	%
12	LEYNAUD Amandine	3/13	23			0/3	0	2/3	67	0/3	0	0/1	0	1/3	33
16	DARLEUX Cleopatre	9/20	45	0/2	0	5/7	71	3/3	100	1/3	33	0/1	0	0/4	0
EG		1													
Totals		12/34	35	0/2	0	5/10	50	5/6	83	1/6	17	0/2	0	1/7	14

Team Shots	Goals	Saves	Missed	Post	Blocked	Total	%
6m Shots	8	1	2			11	73
Wing Shots	5	1				6	83
9m Shots	8	2	2	1	1	14	57
7m Shots	3				N/A	3	100
Fast Breaks	2	2	1	2		7	29
Breakthroughs	3			1		4	75
Empty Goal		N/A					
Totals	29	6	5	4	1	45	64

Number of Attacks: 55, Scoring Efficiency: 53%



Match Team Statistics

チームの試合統計 / Statistiques du match par équipe

Match 26

FRA 29 - 22 BRA
(17 - 11) (12 - 11)

Referees: LAH B / SOK D (SLO)

FRA - France

Shots Distribution

Players

Goals / Shots

2 NOCANDY M	4 COATANEA P	6 VALENTINI C	7 PINEAU A	8 LASSOURCE C	10 ZAADI DEUNA G	12 LEYNAUD A
1/1	1/2	1/1 0/1	2/2 0/1	1/1 2/2	1/1	
1-Post	1-Post			1-Post		

15 NIAKATE K	16 DARLEUX C	19 SERCIEN UGOLIN O	20 FLIPPES L	24 EDWIGE B	26 FOPPA P	27 NZE MINKO E
1/1 1/1 1/1		1/1 0/1 1/1	1/1 1/1	1/1	0/1 1/1	1/1 2/2
1-Missed 1-Post		1-Post	1-Missed 1-Blocked		2-Missed	1-Missed

Team

Goals / Shots

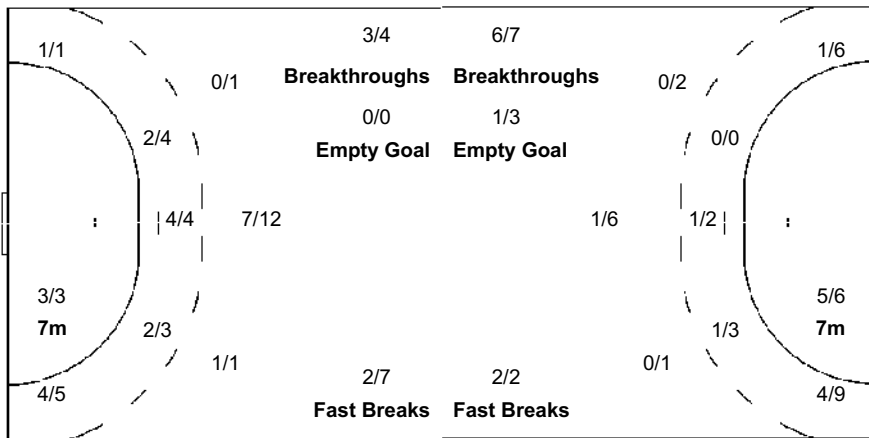
5/6	3/3
2/4	5/6
9/10	1/2 4/4
5-Missed	4-Post 1-Blocked

Offence

Defence

Goalkeepers

Saves / Shots



2/2	1/2	1/2
3/10	0/2	5/7
0/4	0/1	0/4

12 LEYNAUD A		
1/1		0/1
1/6		1/1
0/2		0/2

16 DARLEUX C		
1/1	1/2	1/1
2/4	0/1	4/6
0/2	0/1	0/2



Match Team Statistics

チームの試合統計 / Statistiques du match par équipe

Match 26

FRA 29 - 22 BRA

(17 - 11) (12 - 11)

Referees: LAH B / SOK D (SLO)

BRA - Brazil

Players		Shots									Offence		Defence		Punishments			TP	
No.	Name	G/S	%	6m	Wing	9m	7m	FB	BT	EG	AS	TO	ST	BS	YC	2Min	RC		BC
2	de PAULA Bruna	4/11	36	0/1		1/6			3/4		3	5							28:44
3	DO NASCIMENTO Alexandra	6/10	60		3/6		2/3	1/1											32:09
7	de ARAUJO Tamires	0/1	0							0/1		1							56:20
9	RODRIGUES BELO Ana Paula										4	1							29:54
12	ARENHART Barbara	1/1	100							1/1									40:44
18	AMORIM TALESKA Eduarda	0/2	0			0/2							1				1		42:53
20	ARAUJO Larissa	3/8	38	1/1	1/6				1/1		1		1				1		59:47
21	CARDOSO Adriana	4/6	67		1/3		3/3						1						27:51
22	VIEIRA Samara	2/4	50	1/2		0/1			1/1		1	2	1	1					23:03
23	GUARIEIRO Giulia																		11:33
30	BITOLO Gabriela											1							6:17
49	MATIELI Patricia	2/3	67	0/1				1/1	1/1		2		1						37:51
87	de ARRUDA Renata	0/1	0							0/1									17:09
91	VENTURA Livia										1								5:45
Bench/Team																			
Totals		22/47	47	2/5	5/15	1/9	5/6	2/2	6/7	1/3	12	10	5	1			2		

Goalkeepers		Total Shots		6m Shots		Wing Shots		9m Shots		7m Shots		Fast Breaks		Breakthroughs	
No.	Name	S/S	%	S/S	%	S/S	%	S/S	%	S/S	%	S/S	%	S/S	%
12	ARENHART Barbara	4/24	17	1/7	14	0/3	0	1/5	20	0/2	0	2/4	50	0/3	0
87	de ARRUDA Renata	2/11	18	0/2	0	1/3	33	1/5	20	0/1	0				
Totals		6/35	17	1/9	11	1/6	17	2/10	20	0/3	0	2/4	50	0/3	0

Team Shots	Goals	Saves	Missed	Post	Blocked	Total	%
6m Shots	2		1	1	1	5	40
Wing Shots	5	5	1	4		15	33
9m Shots	1	5	1		2	9	11
7m Shots	5	1			N/A	6	83
Fast Breaks	2					2	100
Breakthroughs	6	1				7	86
Empty Goal	1	N/A		1	1	3	33
Totals	22	12	3	6	4	47	47

Number of Attacks: 55, Scoring Efficiency: 40%



Match Team Statistics

チームの試合統計 / Statistiques du match par équipe

Match 26

FRA 29 - 22 BRA
(17 - 11) (12 - 11)

Referees: LAH B / SOK D (SLO)

BRA - Brazil

Shots Distribution

Players

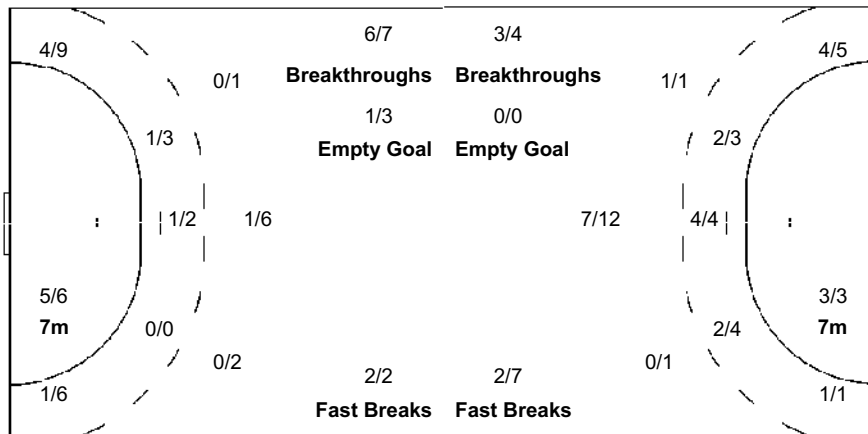
Goals / Shots

2 de PAULA B	3 DO NASCIMENTO	7 de ARAUJO T	9 RODRIGUES BELO AP	12 ARENHART B E	18 AMORIM TALESKA E	20 ARAUJO L
1/1	0/1 0/1				0/1	1/1
1/4	3/4 1/1			1/1	0/1	1/2 1/1 0/1
1/1 1/1	1/1 1/1					
1-Missed 3-Blocked	1-Post	1-Blocked				1-Missed 2-Post
21 CARDOSO A	22 VIEIRA S	23 GUARIEIRO G	30 BITOLO G	49 MATIELI P	87 de ARRUDA R	91 VENTURA L
	0/1					
1/1 0/1	1/1			1/1		
2/2 1/1						
1-Post	1-Missed			1-Post	1-Post	

Team Goals / Shots

0/2	1/2	1/2
7/10	2/2	2/7
4/4	1/1	4/4
3-Missed	6-Post	4-Blocked

Offence



Goalkeepers Saves / Shots

1/6	0/3
2/4	1/6
1/10	0/4

12 ARENHART B E

1/6	0/2
1/1	1/4
0/7	0/2

87 de ARRUDA R

	0/1
1/3	0/2
1/3	0/2

Legend:	2Min 2-Minute Suspensions	6m 6 metre Shots	7m 7-metre Shots	9m 9-metre Shots
% Efficiency	BC Blue Cards	BS Blocked Shots	BT Breakthroughs	D Direct Red Card
AS Assists	FB Fast Breaks	G/S Goals/Shots	N/A Not Applicable	No. Uniform Number
EG Empty Goal	S/S Saves/Shots	ST Steals	TO Turnover	TP Time Played
RC Red Cards	X Red Card After 3rd 2-Minute Suspension	YC Yellow Cards		
Wing Wing Shots				



Empty Goal Analysis

無人ゴール 分析 / Analyses des attaques avec but vide

Match 26

FRA 29 - 22 BRA

(17 - 11) (12 - 11)

Referees: LAH B / SOK D (SLO)

ATTACKS DURING OWN EMPTY GOAL SITUATION

Players on Court	Attacks		Goals		Saves		Missed		Blocked		Post		Turnovers		Scoring Efficiency -		Goals Against	
	FRA	BRA	FRA	BRA	FRA	BRA	FRA	BRA	FRA	BRA	FRA	BRA	FRA	BRA	FRA	%BRA	FRA	BRA
7 Against 6	1	1	0	0				1					1		0	0		
6 Against 6	3	2	1	0		2	1						1		33	0	1	
Others																		
Total:	4	3	1	0		2	1	1					2		25	0	1	

GOALS/ATTACKS DURING OWN EMPTY GOAL SITUATION - ANALYSIS OF OCCURRENCE (in 5 min intervals)

Players on Court	1st Half											
	0-5		5-10		10-15		15-20		20-25		25-30	
	FRA	BRA	FRA	BRA	FRA	BRA	FRA	BRA	FRA	BRA	FRA	BRA
7 Against 6												
6 Against 6									0/1			
Others												
Total:									0/1			

Players on Court	2nd Half											
	30-35		35-40		40-45		45-50		50-55		55-60	
	FRA	BRA	FRA	BRA	FRA	BRA	FRA	BRA	FRA	BRA	FRA	BRA
7 Against 6	0/1					0/1						
6 Against 6			1/2			0/1						0/1
Others												
Total:	0/1		1/2			0/2						0/1

GOALS/ATTACKS DURING OWN EMPTY GOAL SITUATION - ANALYSIS BY DURATION

Team	<15 sec.	15-30 sec.	30-45 sec.	45-60 sec.	>60 sec.
FRA	0/1	1/2	0/1		
BRA				0/3	

SUBSTITUTION SUMMARY

Players	FRA	BRA
Goalkeeper <-> Goalkeeper	0	3
Court Player <-> Goalkeeper	11	6
Court Player <-> Court Player	93	80
Total:	104	89



Match Report

試合レポート / Compte rendu du match

Team A										Team B																																									
A										B																																									
ESP - Spain										ROC - ROC																																									
played in										in the hall										on										at										Spectators										Match Number	
Tokyo										Yoyogi National Stadium										MON 2 AUG 2021										14:15																				27	
Half-time (30')		A		B		End of playing time		A		B		1st overtime		A		B		2nd overtime		A		B		After penalty throws		A		B																							
5/6		17		18				31		34																																									
Number of 7m		A		Team time-out						Full name of players and officials										Team time-out						B		Number of 7m																							
5/6		1		16:06		2		38:22		3		53:37												1		25:38		2		51:20		3		58:25		6/8															
No.	Team A						G	YC	2'	RC	BC	No.	Team B						G	YC	2'	RC	BC																												
2	LOPEZ HERRERO Marta						7					1	SEDOYKINA Anna																																						
4	MARTIN BERENGUER Carmen Dolores						3					2	KUZNETSOVA Polina						4			1																													
10	CESAREO ROMERO Elisabet											3	GORSHKOVA Polina																																						
12	NAVARRO GIMENEZ Silvia											7	DMITRIEVA Daria						5																																
16	CASTELLANOS SOANEZ Mercedes											8	SEN Anna						2																																
17	GUTIERREZ BERMEJO Jennifer Maria						1					13	VYAKHIREVA Anna						7																																
25	PENA ABAURREA Nerea						6					14	VEDEKHINA Polina						2			1																													
27	GONZALEZ ORTEGA Lara						2					17	BOBROVNIKOVA Vladlena						1																																
30	LOPEZ JIMENEZ Soledad											19	MAKEEVA Kseniia						4																																
34	FERNANDEZ FRAGA Alicia						3					25	FOMINA Olga						1																																
39	RODRIGUEZ RODRIGUEZ Almudena Maria						4					33	ILINA Ekaterina						4																																
44	HERNANDEZ SERRADOR Ainhoa											36	MANAGAROVA Iuliia						3																																
62	ARCOS POVEDA Paula						2					39	SKOROBOGATCHENKO Antonina																																						
86	CABRAL BARBOSA Alexandrina						3					88	KALININA Viktoriia						1																																

Off.A	VIVER ARZA Carlos Enrique	1	1					Off.A	ALEKSEEV Alexey						
Off.B	PRADES PONS Jose Ignacio							Off.B	AKOPIAN Olga						
Off.C	CUESTA CUADRADAS Robert							Off.C	HLAVATY Tomas						
Off.D	FLORES LOZANO Cesareo							Off.D	DOLGACHEV Vladislav						
Off.E	ALONSO BERNARDO Jessica							Off.F	BODNIEVA Liudmila						

A	Signatures of responsables for the teams (Off.A)										B
Remarks of referees / IHF Official											

Referees	Signatures		Signatures	
	HANSEN Mads (DEN)		MADSEN Jesper (DEN)	
Technical Officials	Signatures		Signatures	
	TK: RATZ Felix (SUI)		SK: SOOS Balazs (HUN)	
IHF Official	Signatures		Signatures	
	SOEDAL Per Morten (NOR)			

Note: Number of 7m scored/awarded to resp. B, goals (G), yellow cards (YC), red cards (RC), red card after 3rd 2' suspension (X), direct red card (D) and blue cards (BC).



Results

結果 / Résultats

Match 27

ESP 31 - 34 ROC
(17 - 18) (14 - 16)

Referees: HANSEN M / MADSEN J (DEN)

ESP - Spain

Players		Shots									Punishments			
No.	Name	G/S	%	6m	Wing	9m	7m	FB	BT	EG	YC	2Min	RC	BC
2	LOPEZ HERRERO Marta	7/8	88	1/1	3/4									
4	MARTIN BERENGUER Carmen Dolores	3/3	100	1/1	1/1		1/1							
10	CESAREO ROMERO Elisabet	0/1	0	0/1										
12	NAVARRO GIMENEZ Silvia													
16	CASTELLANOS SOANEZ Mercedes													
17	GUTIERREZ BERMEJO Jennifer Maria	1/3	33		1/3									
25	PENA ABAURREA Nerea	6/9	67	1/2		0/1	2/3		3/3					
27	GONZALEZ ORTEGA Lara	2/3	67	0/1					2/2					
30	LOPEZ JIMENEZ Soledad	0/2	0	0/1	0/1									
34	FERNANDEZ FRAGA Alicia	3/3	100						3/3					
39	RODRIGUEZ RODRIGUEZ Almudena Maria	4/5	80	2/2		0/1			2/2					
44	HERNANDEZ SERRADOR Ainhoa													
62	ARCOS POVEDA Paula	2/3	67	1/1					1/2					
86	CABRAL BARBOSA Alexandrina	3/7	43	0/1	0/1	1/3	2/2							
Bench/Team														
Totals		31/47	66	6/11	5/10	1/5	5/6	3/3	11/12		1	1		

Goalkeepers		Saves								
No.	Name	S/S	%	6m	Wing	9m	7m	FB	BT	EG
12	NAVARRO GIMENEZ Silvia	10/31	32	3/10	2/4	3/4	1/4	0/3	1/6	
16	CASTELLANOS SOANEZ Mercedes	2/14	14	0/4	0/2	1/1	0/3	0/2	1/2	
EG		1								
Totals		12/46	26	3/14	2/6	4/5	1/7	0/5	2/8	

ROC - ROC

Players		Shots									Punishments			
No.	Name	G/S	%	6m	Wing	9m	7m	FB	BT	EG	YC	2Min	RC	BC
1	SEDOYKINA Anna													
2	KUZNETSOVA Polina	4/4	100		2/2			2/2				1		
3	GORSHKOVA Polina	0/1	0		0/1									
7	DMITRIEVA Daria	5/6	83	3/3		1/2			1/1					
8	SEN Anna	2/2	100	2/2										
13	VYAKHIREVA Anna	7/10	70		1/1	0/1		1/1	5/7					
14	VEDEKHINA Polina	2/4	50			0/2	2/2					1		
17	BOBROVNIKOVA Vladlena	1/2	50					1/2						
19	MAKEEVA Kseniia	4/6	67	4/6										
25	FOMINA Olga	1/2	50				1/2							
33	ILINA Ekaterina	4/5	80	1/1			3/4							
36	MANAGAROVA Iuliia	3/4	75	1/1	1/2			1/1						
39	SKOROBOGATCHENKO Antonina	0/1	0	0/1										
88	KALININA Viktoriia	1/1	100							1/1				
Bench/Team														
Totals		34/48	71	11/14	4/6	1/5	6/8	5/6	6/8	1/1		2		

Goalkeepers		Saves								
No.	Name	S/S	%	6m	Wing	9m	7m	FB	BT	EG
1	SEDOYKINA Anna	6/23	26	1/6	3/6	0/1	1/3	0/1	1/6	
88	KALININA Viktoriia	6/20	30	2/3	2/4	2/2	0/3	0/2	0/6	
Totals		12/43	28	3/9	5/10	2/3	1/6	0/3	1/12	

RUNNING SCORE

ESP - ROC	
1st Half	
MARTIN BERENGUER C	0 (1') 1 MANAGAROVA I
	1 (2') 2 ILINA E
RODRIGUEZ RODRIGU.	2 (3') 2
	2 (3') 3 VYAKHIREVA A
RODRIGUEZ RODRIGU.	3 (4') 3
	3 (4') 4 VYAKHIREVA A
	3 (5') 5 ILINA E
PENA ABAURREA N	4 (7') 5
	4 (7') 6 KUZNETSOVA P
MARTIN BERENGUER C	5 (8') 6
GUTIERREZ BERMEJO	6 (9') 6
	6 (10') 7 BOBROVNIKOVA V
	6 (11') 8 MAKEEVA K
MARTIN BERENGUER C	7 (12') 8
	7 (13') 9 ILINA E
	7 (14') 10 DMITRIEVA D
CABRAL BARBOSA A	8 (15') 10
	8 (16') 11 KUZNETSOVA P
PENA ABAURREA N	9 (17') 11
	9 (17') 12 MAKEEVA K
	9 (18') 13 VYAKHIREVA A
FERNANDEZ FRAGA A	10 (18') 13
	10 (19') 14 MAKEEVA K
	10 (19') 15 MANAGAROVA I
	10 (20') 16 MAKEEVA K
FERNANDEZ FRAGA A	11 (21') 16
ARCOS POVEDA P	12 (23') 16
	12 (24') 17 ILINA E
CABRAL BARBOSA A	13 (25') 17
LOPEZ HERRERO M	14 (26') 17
CABRAL BARBOSA A	15 (27') 17
ARCOS POVEDA P	16 (29') 17
	16 (30') 18 VEDEKHINA P
LOPEZ HERRERO M	17 (30') 18
2nd Half	
PENA ABAURREA N	18 (31') 18
GONZALEZ ORTEGA I	19 (32') 18
	19 (34') 19 VYAKHIREVA A
	19 (34') 20 KUZNETSOVA P
	19 (35') 21 MANAGAROVA I
	19 (36') 22 KUZNETSOVA P
LOPEZ HERRERO M	20 (36') 22
	20 (37') 23 DMITRIEVA D
	20 (39') 24 SEN A
	20 (39') 25 VYAKHIREVA A
	20 (41') 26 VYAKHIREVA A
LOPEZ HERRERO M	21 (42') 26
PENA ABAURREA N	22 (44') 26
	22 (45') 27 VEDEKHINA P
	22 (46') 28 KALININA V
LOPEZ HERRERO M	23 (47') 28
	23 (47') 29 DMITRIEVA D
PENA ABAURREA N	24 (48') 29
LOPEZ HERRERO M	25 (48') 29
FERNANDEZ FRAGA A	26 (50') 29
	26 (50') 30 VYAKHIREVA A
	26 (53') 31 DMITRIEVA D
	26 (54') 32 SEN A
RODRIGUEZ RODRIGU.	27 (54') 32
	27 (55') 33 DMITRIEVA D
LOPEZ HERRERO M	28 (56') 33
	28 (57') 34 FOMINA O
PENA ABAURREA N	29 (57') 34
RODRIGUEZ RODRIGU.	30 (59') 34
GONZALEZ ORTEGA I	31 (60') 34



Results

結果 / Résultats

Match 27

Legend:		
%	Efficiency	2Min 2-Minute Suspensions
9m	9-metre Shots	BC Blue Cards
EG	Empty Goal	FB Fast Breaks
RC	Red Cards	S/S Saves/Shots
YC	Yellow Cards	6m 6-metre Shots
		BT Breakthroughs
		G/S Goals/Shots
		Wing Wing Shots
		7m 7-metre Shots
		D Direct Red Card
		No. Uniform Number
		X Red Card After 3rd 2-Minute Suspension



Match Team Statistics

チームの試合統計 / Statistiques du match par équipe

Match 27

ESP 31 - 34 ROC

(17 - 18) (14 - 16)

Referees: HANSEN M / MADSEN J (DEN)

ESP - Spain

Players		Shots									Offence		Defence		Punishments			TP	
No.	Name	G/S	%	6m	Wing	9m	7m	FB	BT	EG	AS	TO	ST	BS	YC	2Min	RC		BC
2	LOPEZ HERRERO Marta	7/8	88	1/1	3/4			3/3				3							45:03
4	MARTIN BERENGUER Carmen Dolores	3/3	100	1/1	1/1		1/1				1	1							15:12
10	CESAREO ROMERO Elisabet	0/1	0	0/1							1								30:30
12	NAVARRO GIMENEZ Silvia																		39:09
16	CASTELLANOS SOANEZ Mercedes																		16:47
17	GUTIERREZ BERMEJO Jennifer Maria	1/3	33		1/3							2							26:03
25	PENA ABAURREA Nerea	6/9	67	1/2		0/1	2/3		3/3			3							23:31
27	GONZALEZ ORTEGA Lara	2/3	67	0/1					2/2		1	1	1						30:44
30	LOPEZ JIMENEZ Soledad	0/2	0	0/1	0/1														32:18
34	FERNANDEZ FRAGA Alicia	3/3	100						3/3		5	2	1						42:04
39	RODRIGUEZ RODRIGUEZ Almudena Maria	4/5	80	2/2		0/1			2/2		3	2							37:13
44	HERNANDEZ SERRADOR Ainhoa										1	2	1						33:25
62	ARCOS POVEDA Paula	2/3	67	1/1					1/2			1	1						22:18
86	CABRAL BARBOSA Alexandrina	3/7	43	0/1	0/1	1/3	2/2				1	1							25:43
Bench/Team																1	1		
Totals		31/47	66	6/11	5/10	1/5	5/6	3/3	11/12		13	18	4		1	1			

Goalkeepers		Total Shots		6m Shots		Wing Shots		9m Shots		7m Shots		Fast Breaks		Breakthroughs	
No.	Name	S/S	%	S/S	%	S/S	%	S/S	%	S/S	%	S/S	%	S/S	%
12	NAVARRO GIMENEZ Silvia	10/31	32	3/10	30	2/4	50	3/4	75	1/4	25	0/3	0	1/6	17
16	CASTELLANOS SOANEZ Mercedes	2/14	14	0/4	0	0/2	0	1/1	100	0/3	0	0/2	0	1/2	50
EG		1													
Totals		12/46	26	3/14	21	2/6	33	4/5	80	1/7	14	0/5	0	2/8	25

Team Shots	Goals	Saves	Missed	Post	Blocked	Total	%
6m Shots	6	3	1	1		11	55
Wing Shots	5	5				10	50
9m Shots	1	2	2			5	20
7m Shots	5	1			N/A	6	83
Fast Breaks	3					3	100
Breakthroughs	11	1				12	92
Empty Goal		N/A					
Totals	31	12	3	1		47	66

Number of Attacks: 62, Scoring Efficiency: 50%



Match Team Statistics

チームの試合統計 / Statistiques du match par équipe

Match 27

ESP 31 - 34 ROC
(17 - 18) (14 - 16)

Referees: HANSEN M / MADSEN J (DEN)

ESP - Spain

Shots Distribution

Players

Goals / Shots

2 LOPEZ HERRERO M	4 MARTIN BERENGUER C	10 CESAREO ROMERO E	12 NAVARRO GIMENEZ S	16 CASTELLANOS SOANEZ	17 GUTIERREZ BERMEJO	25 PENA ABAURREA N
1/1 1/1						1/1
					0/1	0/1
2/2	1/1					
1/1 1/2 1/1	2/2				1/1	3/3

1-Missed 1-Post

27 GONZALEZ ORTEGA L	30 LOPEZ JIMENEZ S	34 FERNANDEZ FRAGA A	39 RODRIGUEZ RODRIGU.	44 HERNANDEZ SERRADOR	62 ARCOS POVEDA P	86 CABRAL BARBOSA A
	0/1	1/1	1/1			
1/1 0/1			0/1		0/1	1/2 0/1
1/1		1/1 1/1	1/1 2/2		2/2	2/2 0/1

1-Missed


1-Missed

Team Goals / Shots

1/1	1/2	3/3
4/6	0/3	3/7
12/12	4/5	3/4

3-Missed 1-Post

Offence



Defence

Goalkeepers Saves / Shots

1/4	0/1	1/4
1/4	2/2	3/7
1/10	0/5	3/9

12 NAVARRO GIMENEZ S

1/3	0/1	1/4
1/2	2/2	2/5
1/7	0/2	2/5

16 CASTELLANOS SOANEZ

0/1		
0/2		1/2
0/3	0/2	1/4



Match Team Statistics

チームの試合統計 / Statistiques du match par équipe

Match 27

ESP 31 - 34 ROC

(17 - 18) (14 - 16)

Referees: HANSEN M / MADSEN J (DEN)

ROC - ROC

Players		Shots									Offence		Defence		Punishments			TP	
No.	Name	G/S	%	6m	Wing	9m	7m	FB	BT	EG	AS	TO	ST	BS	YC	2Min	RC		BC
1	SEDOYKINA Anna											1							30:22
2	KUZNETSOVA Polina	4/4	100		2/2			2/2			2		2			1			38:55
3	GORSHKOVA Polina	0/1	0		0/1							1							22:57
7	DMITRIEVA Daria	5/6	83	3/3		1/2			1/1		5	1							50:18
8	SEN Anna	2/2	100	2/2															35:17
13	VYAKHIREVA Anna	7/10	70		1/1	0/1		1/1	5/7		5	4	3						45:25
14	VEDEKHINA Polina	2/4	50			0/2	2/2					2				1			19:09
17	BOBROVNIKOVA Vladlena	1/2	50					1/2			2	1	1						38:43
19	MAKEEVA Kseniia	4/6	67	4/6									1						26:19
25	FOMINA Olga	1/2	50				1/2					1							17:38
33	ILINA Ekaterina	4/5	80	1/1			3/4				1	2							11:57
36	MANAGAROVA Iuliia	3/4	75	1/1	1/2			1/1			3	2							43:55
39	SKOROBOGATCHENKO Antonina	0/1	0	0/1							1								11:14
88	KALININA Viktoriia	1/1	100							1/1									27:51
	Bench/Team																		
	Totals	34/48	71	11/14	4/6	1/5	6/8	5/6	6/8	1/1	19	15	7			2			

Goalkeepers		Total Shots		6m Shots		Wing Shots		9m Shots		7m Shots		Fast Breaks		Breakthroughs	
No.	Name	S/S	%	S/S	%	S/S	%	S/S	%	S/S	%	S/S	%	S/S	%
1	SEDOYKINA Anna	6/23	26	1/6	17	3/6	50	0/1	0	1/3	33	0/1	0	1/6	17
88	KALININA Viktoriia	6/20	30	2/3	67	2/4	50	2/2	100	0/3	0	0/2	0	0/6	0
	Totals	12/43	28	3/9	33	5/10	50	2/3	67	1/6	17	0/3	0	1/12	8

Team Shots	Goals	Saves	Missed	Post	Blocked	Total	%
6m Shots	11	3				14	79
Wing Shots	4	2				6	67
9m Shots	1	4				5	20
7m Shots	6	1		1	N/A	8	75
Fast Breaks	5			1		6	83
Breakthroughs	6	2				8	75
Empty Goal	1	N/A				1	100
Totals	34	12		2		48	71

Number of Attacks: 62, Scoring Efficiency: 55%



Match Team Statistics

チームの試合統計 / Statistiques du match par équipe

Match 27

ESP 31 - 34 ROC
(17 - 18) (14 - 16)

Referees: HANSEN M / MADSEN J (DEN)

ROC - ROC

Shots Distribution


Players

Goals / Shots

1 SEDOYKINA A	2 KUZNETSOVA P	3 GORSHKOVA P	7 DMITRIEVA D	8 SEN A	13 VYAKHIREVA A	14 VEDEKHINA P
	1/1		0/1		2/2	
	1/1	0/1		1/1		1/2
	2/2		4/4 1/1		3/3	1/3
				1/1		1/2
						0/1
17 BOBROVNIKOVA V	19 MAKEEVA K	25 FOMINA O	33 ILINA E	36 MANAGAROVA I	39 SKOROBOGATCHENKO A	88 KALININA V
	1/1		1/2	1/1		
	0/1	0/1		0/1	1/1	
1/1	1/1	1/1	1/1		1/1	
1-Post		1-Post				1/1

Team Goals / Shots

3/4	1/1	3/4
3/4	0/2	4/7
9/10	5/5	6/9
2-Post		



Goalkeepers Saves / Shots

0/1	1/2	0/3
2/6	3/3	4/7
0/12	1/5	1/4

1 SEDOYKINA A

		0/1
0/1	1/1	3/5
0/9	1/2	1/4

88 KALININA V

0/1	1/2	0/2
2/5	2/2	1/2
0/3	0/3	

Legend:	% Efficiency	2Min 2-Minute Suspensions	6m 6 metre Shots	7m 7-metre Shots	9m 9-metre Shots
AS Assists	BC Blue Cards	BS Blocked Shots	BT Breakthroughs	D Direct Red Card	No. Uniform Number
EG Empty Goal	FB Fast Breaks	G/S Goals/Shots	N/A Not Applicable	TP Time Played	
RC Red Cards	S/S Saves/Shots	ST Steals	TO Turnover		
Wing Wing Shots	X Red Card After 3rd 2-Minute Suspension	YC Yellow Cards			



Empty Goal Analysis

無人ゴール 分析 / Analyses des attaques avec but vide

Match 27

ESP 31 - 34 ROC

(17 - 18) (14 - 16)

Referees: HANSEN M / MADSEN J (DEN)

ATTACKS DURING OWN EMPTY GOAL SITUATION

Players on Court	Attacks		Goals		Saves		Missed		Blocked		Post		Turnovers		Scoring Efficiency -		Goals Against	
	ESP	ROC	ESP	ROC	ESP	ROC	ESP	ROC	ESP	ROC	ESP	ROC	ESP	ROC	ESP	%ROC	ESP	ROC
7 Against 6	10	1	3	0	3		1						4	1	30	0	1	
6 Against 6		4		1		2								1		25		
Others	1		0		1										0			
Total:	11	5	3	1	4	2	1						4	2	27	20	1	

GOALS/ATTACKS DURING OWN EMPTY GOAL SITUATION - ANALYSIS OF OCCURRENCE (in 5 min intervals)

Players on Court	1st Half											
	0-5		5-10		10-15		15-20		20-25		25-30	
	ESP	ROC	ESP	ROC	ESP	ROC	ESP	ROC	ESP	ROC	ESP	ROC
7 Against 6												
6 Against 6												
Others												
Total:												

Players on Court	2nd Half											
	30-35		35-40		40-45		45-50		50-55		55-60	
	ESP	ROC	ESP	ROC	ESP	ROC	ESP	ROC	ESP	ROC	ESP	ROC
7 Against 6					0/2		1/2		1/5		1/1	0/1
6 Against 6							0/2					1/2
Others											0/1	
Total:					0/2		1/2	0/2	1/5		1/2	1/3

GOALS/ATTACKS DURING OWN EMPTY GOAL SITUATION - ANALYSIS BY DURATION

Team	<15 sec.	15-30 sec.	30-45 sec.	45-60 sec.	>60 sec.
ESP	2/6	0/2	0/2		1/1
ROC	0/1	0/2	1/2		

SUBSTITUTION SUMMARY

Players	ESP	ROC
Goalkeeper <-> Goalkeeper	6	3
Court Player <-> Goalkeeper	26	10
Court Player <-> Court Player	109	32
Total:	141	45



Match Report

試合レポート / Compte rendu du match

Team A										Team B																																									
A										B																																									
HUN - Hungary										SWE - Sweden																																									
played in										in the hall										on										at										Spectators										Match Number	
Tokyo										Yoyogi National Stadium										MON 2 AUG 2021										16:15																				28	
Half-time (30')		A		B		End of playing time		A		B		1st overtime		A		B		2nd overtime		A		B		After penalty throws		A		B																							
		15		15				26		23																																									
Number of 7m		A		Team time-out						Full name of players and officials										Team time-out						B		Number of 7m																							
3/6		3/6		1		25:39		2		43:27		3														3/5		3/5																							
No.	Team A						G	YC	2'	RC	BC	No.	Team B						G	YC	2'	RC	BC																												
2	SZOLLOSI-ZACSIK Szandra						4					1	BUNDSSEN Johanna																																						
6	SCHATZL Nadine											6	STROMBERG Carin						1		1																														
12	SZIKORA Melinda											8	ROBERTS Jamina						4		1																														
14	KISFALUDY Anett											9	PETREN Melissa																																						
16	BIRO Blanka											10	LUNDSTROM Mathilda																																						
19	MARTON Greta						4					14	WESTBERG Johanna						3																																
38	VAMOS Petra						3					16	RYDE Jessica																																						
42	KLUJBER Katrin Gitta						4					17	DANO Nina						1																																
45	HAFRA Noemi						4		1			19	LAGERQUIST Anna								2																														
58	BORDAS Reka											23	LINDQVIST Emma																																						
66	LUKACS Viktoria						4					24	HAGMAN Nathalie						5																																
76	HELEMBAI Fanny						1					29	THORLEIFSDOTTIR Kristin						1																																
87	TOMORI Zsuzsanna						2			D		38	HANSSON Elin						3																																
88	KISS Nikoletta											42	CARLSON Jenny						5		1																														

Off.A	ELEK Gabor									Off.A	WIBERG Johanna										
Off.B	DANYI Gabor									Off.B	AXNER Tomas										
Off.C	GORBICZ Anita									Off.C	FORSBERG Thomas										
Off.D	SZIKRA-MEZEY Csaba									Off.D	LUNING Hampus										
Off.E	DR. LOHNER Balazs									Off.E	WEDBERG Marie										

A	Signatures of responsables for the teams (Off.A)										B
Remarks of referees / IHF Official											

Referees	GARCIA Mariana (ARG)		Signatures	PAOLANTONI Maria Ines (ARG)		Signatures
Technical Officials	TK: ADJEMIAN Teodoro (ARG)		Signatures	SK: SEDREZ Salvio (BRA)		Signatures
IHF Official	NACHEVSKI Dragan (MKD)		Signatures			Signatures

Note: Number of 7m scored/awarded to resp. B, goals (G), yellow cards (YC), red cards (RC), red card after 3rd 2' suspension (X), direct red card (D) and blue cards (BC).



Results

結果 / Résultats

Match 28

HUN 26 - 23 SWE
(15 - 15) (11 - 8)

Referees: GARCIA M / PAOLANTONI MI (ARG)

HUN - Hungary

Players		Shots									Punishments			
No.	Name	G/S	%	6m	Wing	9m	7m	FB	BT	EG	YC	2Min	RC	BC
2	SZOLLOSI-ZACSIK Szandra	4/8	50	0/1		1/4	1/1		2/2					
6	SCHATZL Nadine													
12	SZIKORA Melinda													
14	KISFALUDY Anett	0/2	0	0/2										
16	BIRO Blanka													
19	MARTON Greta	4/4	100	1/1	3/3									
38	VAMOS Petra	3/6	50	1/1		0/1	0/1		2/3					
42	KLUJBER Katrin Gitta	4/7	57	2/2		0/1	2/4							
45	HAFRA Noemi	4/6	67	2/3		2/2				0/1		1		
58	BORDAS Reka													
66	LUKACS Viktoria	4/6	67	0/1	3/4			1/1						
76	HELEMBAI Fanny	1/2	50	0/1				1/1						
87	TOMORI Zsuzsanna	2/4	50	1/1		0/2			1/1				D	
88	KISS Nikolett													
Bench/Team														
Totals		26/45	58	7/13	6/7	3/10	3/6	2/2	5/6	0/1		1	1	

Goalkeepers		Saves							
No.	Name	S/S	%	6m	Wing	9m	7m	FB	BT
12	SZIKORA Melinda								
16	BIRO Blanka	13/36	36	5/8	2/6	3/6	2/5	1/5	0/6
Totals		13/36	36	5/8	2/6	3/6	2/5	1/5	0/6

SWE - Sweden

Players		Shots									Punishments			
No.	Name	G/S	%	6m	Wing	9m	7m	FB	BT	EG	YC	2Min	RC	BC
1	BUNDTSEN Johanna													
6	STROMBERG Carin	1/5	20	1/4		0/1							1	
8	ROBERTS Jamina	4/6	67	1/3					3/3				1	
9	PETREN Melissa	0/2	0			0/2								
10	LUNDSTROM Mathilda	0/2	0		0/2									
14	WESTBERG Johanna	3/4	75				3/4							
16	RYDE Jessica													
17	DANO Nina	1/4	25			1/3			0/1					
19	LAGERQUIST Anna	0/1	0	0/1								2		
23	LINDQVIST Emma	0/1	0	0/1										
24	HAGMAN Nathalie	5/7	71		2/2		0/1	3/4						
29	THORLEIFSDOTTIR Kristin	1/1	100						1/1					
38	HANSSON Elin	3/4	75		2/3			1/1						
42	CARLSON Jenny	5/8	63	1/1		2/5			2/2				1	
Bench/Team														
Totals		23/45	51	3/10	4/7	3/11	3/5	4/5	6/7				5	

Goalkeepers		Saves							
No.	Name	S/S	%	6m	Wing	9m	7m	FB	BT
1	BUNDTSEN Johanna	4/19	21	2/6	1/6	0/1	0/2		1/4
16	RYDE Jessica	6/17	35	1/4	0/1	2/4	3/4	0/2	0/2
Totals		10/36	28	3/10	1/7	2/5	3/6	0/2	1/6

RUNNING SCORE

HUN - SWE	
1st Half	
VAMOS P	1 (1') 0
TOMORI Z	2 (2') 0
	2 (3') 1 CARLSON J
	2 (7') 2 ROBERTS J
LUKACS V	3 (7') 2
HAFRA N	4 (8') 2
	4 (8') 3 WESTBERG J
HAFRA N	5 (9') 3
KLUJBER KG	6 (10') 3
	6 (11') 4 HANSSON E
KLUJBER KG	7 (11') 4
	7 (14') 5 DANO N
VAMOS P	8 (14') 5
	8 (17') 6 CARLSON J
MARTON G	9 (18') 6
MARTON G	10 (19') 6
	10 (20') 7 CARLSON J
	10 (20') 8 HAGMAN N
KLUJBER KG	11 (21') 8
	11 (21') 9 HAGMAN N
LUKACS V	12 (22') 9
	12 (23') 10 CARLSON J
MARTON G	13 (24') 10
	13 (24') 11 WESTBERG J
	13 (25') 12 HANSSON E
	13 (26') 13 HAGMAN N
	13 (27') 14 THORLEIFSDOTTIR K
HAFRA N	14 (27') 14
	14 (28') 15 WESTBERG J
MARTON G	15 (30') 15

2nd Half	
LUKACS V	16 (31') 15
SZOLLOSI-ZACSIK S	17 (32') 15
HELEMBAI F	18 (34') 15
LUKACS V	19 (36') 15
KLUJBER KG	20 (39') 15
TOMORI Z	21 (40') 15
	21 (40') 16 HANSSON E
	21 (42') 17 HAGMAN N
HAFRA N	22 (43') 17
	22 (43') 18 ROBERTS J
	22 (44') 19 HAGMAN N
VAMOS P	23 (44') 19
	23 (46') 20 ROBERTS J
SZOLLOSI-ZACSIK S	24 (53') 20
	24 (55') 21 STROMBERG C
SZOLLOSI-ZACSIK S	25 (56') 21
	25 (57') 22 ROBERTS J
SZOLLOSI-ZACSIK S	26 (59') 22
	26 (60') 23 CARLSON J

Legend:							
%	Efficiency	2Min	2-Minute Suspensions	6m	6-metre Shots	7m	7-metre Shots
9m	9-metre Shots	BC	Blue Cards	BT	Breakthroughs	D	Direct Red Card
EG	Empty Goal	FB	Fast Breaks	G/S	Goals/Shots	No.	Uniform Number
RC	Red Cards	S/S	Saves/Shots	Wing	Wing Shots	X	Red Card After 3rd 2-Minute Suspension
YC	Yellow Cards						



Match Team Statistics

チームの試合統計 / Statistiques du match par équipe

Match 28

HUN 26 - 23 SWE

(15 - 15) (11 - 8)

Referees: GARCIA M / PAOLANTONI MI (ARG)

HUN - Hungary

Players		Shots									Offence		Defence		Punishments			TP		
No.	Name	G/S	%	6m	Wing	9m	7m	FB	BT	EG	AS	TO	ST	BS	YC	2Min	RC		BC	
2	SZOLLOSI-ZACSIK Szandra	4/8	50	0/1		1/4	1/1		2/2			2								34:30
6	SCHATZL Nadine																			
12	SZIKORA Melinda																			0:20
14	KISFALUDY Anett	0/2	0	0/2																25:02
16	BIRO Blanka																			57:36
19	MARTON Greta	4/4	100	1/1	3/3								1							59:30
38	VAMOS Petra	3/6	50	1/1		0/1	0/1		2/3		4	2								34:18
42	KLUJBER Katrin Gitta	4/7	57	2/2		0/1	2/4				2	3								23:11
45	HAFRA Noemi	4/6	67	2/3		2/2				0/1	3	2				1				42:27
58	BORDAS Reka																			8:25
66	LUKACS Viktoria	4/6	67	0/1	3/4			1/1				1								59:16
76	HELEMBAI Fanny	1/2	50	0/1				1/1			1	1	1	1						28:21
87	TOMORI Zsuzsanna	2/4	50	1/1		0/2			1/1		1		1	2				D		36:16
88	KISS Nikoletta											1								10:48
	Bench/Team											1								
Totals		26/45	58	7/13	6/7	3/10	3/6	2/2	5/6	0/1	11	13	3	3		1	1			

Goalkeepers		Total Shots		6m Shots		Wing Shots		9m Shots		7m Shots		Fast Breaks		Breakthroughs	
No.	Name	S/S	%	S/S	%	S/S	%	S/S	%	S/S	%	S/S	%	S/S	%
12	SZIKORA Melinda														
16	BIRO Blanka	13/36	36	5/8	63	2/6	33	3/6	50	2/5	40	1/5	20	0/6	0
Totals		13/36	36	5/8	63	2/6	33	3/6	50	2/5	40	1/5	20	0/6	0

Team Shots	Goals	Saves	Missed	Post	Blocked	Total	%
6m Shots	7	3	1	2		13	54
Wing Shots	6	1				7	86
9m Shots	3	2	3		2	10	30
7m Shots	3	3			N/A	6	50
Fast Breaks	2					2	100
Breakthroughs	5	1				6	83
Empty Goal		N/A	1			1	0
Totals	26	10	5	2	2	45	58

Number of Attacks: 56, Scoring Efficiency: 46%



Match Team Statistics

チームの試合統計 / Statistiques du match par équipe

Match 28

HUN 26 - 23 SWE
(15 - 15) (11 - 8)

Referees: GARCIA M / PAOLANTONI MI (ARG)

HUN - Hungary

Shots Distribution

Players

Goals / Shots


2 SZOLLOSI-ZACSIK S	6 SCHATZL N	12 SZIKORA M	14 KISFALUDY A	16 BIRO B	19 MARTON G	38 VAMOS P
0/1						1/1
1/1 1/1 2/2			0/1		3/3 1/1	0/2 1/1 1/1
1-Post 2-Blocked			0/1			1-Missed

42 KLUJBER KG	45 HAFRA N	58 BORDAS R	66 LUKACS V	76 HELEMBAI F	87 TOMORI Z	88 KISS N
	1/1					
0/1 0/1			0/1	1/1	1/1 1/1	
2/2 1/2 1/1	3/3		1/1 2/2 1/1	0/1		
	2-Missed		1-Post		2-Missed	

Team Goals / Shots

	1/2	1/1
1/5	0/1	2/3
10/11	5/6	6/7
5-Missed 2-Post 2-Blocked		

Offence



Goalkeepers Saves / Shots

1/2	0/1	1/4
6/7	1/1	1/5
0/5	3/4	0/7

12 SZIKORA M

16 BIRO B

1/2	0/1	1/4
6/7	1/1	1/5
0/5	3/4	0/7



Match Team Statistics

チームの試合統計 / Statistiques du match par équipe

Match 28

HUN 26 - 23 SWE

(15 - 15) (11 - 8)

Referees: GARCIA M / PAOLANTONI MI (ARG)

SWE - Sweden

Players		Shots									Offence		Defence		Punishments			TP	
No.	Name	G/S	%	6m	Wing	9m	7m	FB	BT	EG	AS	TO	ST	BS	YC	2Min	RC		BC
1	BUNDTSEN Johanna										1								27:09
6	STROMBERG Carin	1/5	20	1/4		0/1					2	1				1			24:07
8	ROBERTS Jamina	4/6	67	1/3				3/3			2	2	2	2		1			37:35
9	PETREN Melissa	0/2	0			0/2					1	1							15:38
10	LUNDSTROM Mathilda	0/2	0		0/2														32:31
14	WESTBERG Johanna	3/4	75				3/4					1							1:37
16	RYDE Jessica																		27:34
17	DANO Nina	1/4	25			1/3		0/1			3	2							31:59
19	LAGERQUIST Anna	0/1	0	0/1								1				2			42:18
23	LINDQVIST Emma	0/1	0	0/1							1	1							27:44
24	HAGMAN Nathalie	5/7	71		2/2		0/1	3/4											33:44
29	THORLEIFSDOTTIR Kristin	1/1	100							1/1	1	1							33:59
38	HANSSON Elin	3/4	75		2/3			1/1				2	1						54:26
42	CARLSON Jenny	5/8	63	1/1		2/5			2/2		1	1				1			29:39
Bench/Team																			
Totals		23/45	51	3/10	4/7	3/11	3/5	4/5	6/7		12	13	3	2		5			

Goalkeepers		Total Shots		6m Shots		Wing Shots		9m Shots		7m Shots		Fast Breaks		Breakthroughs	
No.	Name	S/S	%	S/S	%	S/S	%	S/S	%	S/S	%	S/S	%	S/S	%
1	BUNDTSEN Johanna	4/19	21	2/6	33	1/6	17	0/1	0	0/2	0			1/4	25
16	RYDE Jessica	6/17	35	1/4	25	0/1	0	2/4	50	3/4	75	0/2	0	0/2	0
Totals		10/36	28	3/10	30	1/7	14	2/5	40	3/6	50	0/2	0	1/6	17

Team Shots	Goals	Saves	Missed	Post	Blocked	Total	%
6m Shots	3	5		2		10	30
Wing Shots	4	2	1			7	57
9m Shots	3	3	1	1	3	11	27
7m Shots	3	2			N/A	5	60
Fast Breaks	4	1				5	80
Breakthroughs	6			1		7	86
Empty Goal		N/A					
Totals	23	13	2	4	3	45	51

Number of Attacks: 57, Scoring Efficiency: 40%



Empty Goal Analysis

無人ゴール 分析 / Analyses des attaques avec but vide

Match 28

HUN 26 - 23 SWE

(15 - 15) (11 - 8)

Referees: GARCIA M / PAOLANTONI MI (ARG)

ATTACKS DURING OWN EMPTY GOAL SITUATION

Players on Court	Attacks		Goals		Saves		Missed		Blocked		Post		Turnovers		Scoring Efficiency -		Goals Against	
	HUN	SWE	HUN	SWE	HUN	SWE	HUN	SWE	HUN	SWE	HUN	SWE	HUN	SWE	HUN	%SWE	HUN	SWE
7 Against 6	2	3	0	0	1	1							1	2	0	0		
6 Against 6	2	6	1	1		3			1		2	1			50	17		
Others		1		1												100		
Total:	4	10	1	2	1	4			1		2	2	2	2	25	20		

GOALS/ATTACKS DURING OWN EMPTY GOAL SITUATION - ANALYSIS OF OCCURRENCE (in 5 min intervals)

Players on Court	1st Half											
	0-5		5-10		10-15		15-20		20-25		25-30	
	HUN	SWE	HUN	SWE	HUN	SWE	HUN	SWE	HUN	SWE	HUN	SWE
7 Against 6												
6 Against 6		1/1			1/2	0/1						0/2
Others												
Total:		1/1			1/2	0/1						0/2

Players on Court	2nd Half											
	30-35		35-40		40-45		45-50		50-55		55-60	
	HUN	SWE	HUN	SWE	HUN	SWE	HUN	SWE	HUN	SWE	HUN	SWE
7 Against 6		0/1		0/1				0/1	0/2			
6 Against 6		0/1				0/1						
Others							1/1					
Total:		0/2		0/1		0/1		1/2	0/2			

GOALS/ATTACKS DURING OWN EMPTY GOAL SITUATION - ANALYSIS BY DURATION

Team	<15 sec.	15-30 sec.	30-45 sec.	45-60 sec.	>60 sec.
HUN		1/2		0/1	0/1
SWE		0/5	1/4	1/1	

SUBSTITUTION SUMMARY

Players	HUN	SWE
Goalkeeper <-> Goalkeeper	2	1
Court Player <-> Goalkeeper	10	23
Court Player <-> Court Player	96	74
Total:	108	98



Match Report

試合レポート / Compte rendu du match

Team A										Team B																																									
A										B																																									
NED - Netherlands										MNE - Montenegro																																									
played in										in the hall										on										at										Spectators										Match Number	
Tokyo										Yoyogi National Stadium										MON 2 AUG 2021										19:30																				29	
Half-time (30')		A		B		End of playing time		A		B		1st overtime		A		B		2nd overtime		A		B		After penalty throws		A		B																							
		17		12				30		29																																									
Number of 7m		A		Team time-out						Full name of players and officials										Team time-out						B		Number of 7m																							
				1		2		3												1		2		3		4/4																									
				19:53		47:29		59:50												16:54		45:00																													
No.	Team A						G	YC	2'	RC	BC	No.	Team B						G	YC	2'	RC	BC																												
6	van der HEIJDEN Laura						5		1			1	RAJCIC Marina																																						
7	BONT Debbie						4					4	RADICEVIC Jovanka						8																																
9	NUSSER Larissa											9	JAUKOVIC Durdina						5																																
10	SNELDER Danick						4	1	2			10	PLETIKOSIC Matea																																						
12	van WETERING Bo						2					13	MUGOSA Dijana						2																																
17	GROOT Nycke								1			15	KLIKOVAC Andrea																																						
18	DULFER Kelly						1					16	NENEZIC Ljubica																																						
19	FRERIKS Merel						3		1			34	BRNOVIC Tatjana						5		2																														
20	SMITS Inger						2					55	PAVICEVIC Ivona																																						
24	SMEETS Martine						3					66	RAMUSOVIC Ema								1																														
26	MALESTEIN Angela						3					77	MEHMEDOVIC Majda						4																																
30	DUIJNDAM Rinka											80	DESPOTOVIC Jelena						4																																
33	WESTER Tess											96	GRBIC Itana						1																																
48	HOUSHEER Dione						3					97	VUKCEVIC Nikolina							1																															

Off.A	MAYONNADE Emmanuel									Off.A	SAVIC Maja									
Off.B	ANDRYUSHINA Ekaterina									Off.B	POPOVIC Bojana		1							
Off.C	van den BRINK Rinke									Off.C	RISTOVIC Novak									
Off.D	KLIJN Debbie									Off.E	VUJOVIC Mitar									
										Off.F	DELIC Danica									

A	Signatures of responsables for the teams (Off.A)										B
Remarks of referees / IHF Official											

Referees	FONSECA Ricardo (POR)		Signatures	SANTOS Duarte (POR)		Signatures
Technical Officials	TK: VARTANYAN Stella (RUS)		Signatures	SK: VOJIC Arijana (BIH)		Signatures
IHF Official	SOEDAL Per Morten (NOR)		Signatures			Signatures

Note: Number of 7m scored/awarded to resp. B, goals (G), yellow cards (YC), red cards (RC), red card after 3rd 2' suspension (X), direct red card (D) and blue cards (BC).



Results

結果 / Résultats

Match 29

NED 30 - 29 MNE
(17 - 12) (13 - 17)

Referees: FONSECA R / SANTOS D (POR)

NED - Netherlands

Players		Shots									Punishments			
No.	Name	G/S	%	6m	Wing	9m	7m	FB	BT	EG	YC	2Min	RC	BC
6	van der HEIJDEN Laura	5/7	71	2/2	0/1	2/3						1		
7	BONT Debbie	4/4	100	1/1	1/1	1/1		1/1						
9	NUSSER Larissa	0/1	0	0/1										
10	SNELDER Danick	4/7	57	1/4				3/3			1	2		
12	van WETERING Bo	2/3	67		1/2			1/1						
17	GROOT Nycke	0/1	0						0/1				1	
18	DULFER Kelly	1/6	17	1/1		0/4		0/1						
19	FRERIKS Merel	3/4	75	2/3				1/1					1	
20	SMITS Inger	2/6	33	0/1	0/1	0/2		1/1	1/1					
24	SMEETS Martine	3/3	100		2/2			1/1						
26	MALESTEIN Angela	3/5	60	1/1	2/3			0/1						
30	DUIJNDAM Rinka													
33	WESTER Tess													
48	HOUSHEER Dione	3/5	60	2/2		0/2		1/1						
Bench/Team														
Totals		30/52	58	10/16	6/10	3/12		9/11	2/3		1	5		

Goalkeepers		Saves							
No.	Name	S/S	%	6m	Wing	9m	7m	FB	BT
30	DUIJNDAM Rinka	0/7	0	0/1		0/2	0/2	0/2	
33	WESTER Tess	6/28	21	2/7	1/7	1/7	0/2	1/3	1/2
Totals		6/35	17	2/8	1/7	1/9	0/4	1/5	1/2

MNE - Montenegro

Players		Shots									Punishments			
No.	Name	G/S	%	6m	Wing	9m	7m	FB	BT	EG	YC	2Min	RC	BC
1	RAJCIC Marina													
4	RADICEVIC Jovanka	8/10	80		3/4		4/4	1/2						
9	JAUKOVIC Durdina	5/7	71	1/1		4/6								
10	PLETIKOSIC Matea													
13	MUGOSA Dijana	2/2	100					2/2						
15	KLIKOVAC Andrea	0/1	0			0/1								
16	NENEZIC Ljubica													
34	BRNOVIC Tatjana	5/5	100	4/4		1/1							2	
55	PAVICEVIC Ivona													
66	RAMUSOVIC Ema												1	
77	MEHMEDOVIC Majda	4/4	100		3/3			1/1						
80	DESPOTOVIC Jelena	4/7	57	1/3		2/3			1/1					
96	GRBIC Itana	1/5	20	0/1		1/2		0/1	0/1					
97	VUKCEVIC Nikolina										1			
Bench/Team											1			
Totals		29/41	71	6/9	6/7	8/13	4/4	4/6	1/2		2	3		

Goalkeepers		Saves							
No.	Name	S/S	%	6m	Wing	9m	7m	FB	BT
1	RAJCIC Marina	13/37	35	6/14	1/6	4/5		1/9	1/3
16	NENEZIC Ljubica	1/7	14	0/2	0/1	1/3		0/1	
Totals		14/44	32	6/16	1/7	5/8		1/10	1/3

RUNNING SCORE

NED - MNE	
1st Half	
BONT D	1 (2') 1
SNELDER D	2 (3') 1
	2 (4') 2
	2 (6') 3
BONT D	3 (7') 3
	3 (7') 4
	3 (8') 5
van der HEIJDEN L	4 (9') 5
BONT D	5 (12') 5
	5 (13') 6
BONT D	6 (14') 6
SNELDER D	7 (14') 6
	7 (15') 7
van der HEIJDEN L	8 (15') 7
van der HEIJDEN L	9 (16') 7
SNELDER D	10 (17') 7
MALESTEIN A	11 (18') 7
	11 (19') 8
	11 (19') 9
	11 (20') 10
SMITS I	12 (21') 10
DULFER K	13 (22') 10
	13 (23') 11
	13 (25') 11
HOUSHEER D	14 (23') 11
HOUSHEER D	15 (27') 11
	15 (27') 12
SNELDER D	16 (29') 12
van WETERING B	17 (30') 12

2nd Half	
MALESTEIN A	18 (32') 12
van WETERING B	19 (34') 12
	19 (35') 13
HOUSHEER D	20 (36') 13
	20 (38') 14
	20 (41') 15
FRERIKS M	21 (42') 15
FRERIKS M	22 (43') 15
	22 (44') 16
MALESTEIN A	23 (44') 16
FRERIKS M	24 (45') 16
SMEETS M	25 (46') 16
	25 (47') 17
	25 (48') 18
	25 (48') 19
	25 (49') 20
	25 (50') 21
van der HEIJDEN L	26 (50') 21
	26 (51') 22
	26 (52') 23
SMEETS M	27 (52') 23
	27 (53') 24
van der HEIJDEN L	28 (53') 24
	28 (53') 25
	28 (55') 26
SMEETS M	29 (57') 26
	29 (57') 27
SMITS I	30 (58') 27
	30 (58') 28
	30 (60') 29

Legend:							
%	Efficiency	2Min	2-Minute Suspensions	6m	6-metre Shots	7m	7-metre Shots
9m	9-metre Shots	BC	Blue Cards	BT	Breakthroughs	D	Direct Red Card
EG	Empty Goal	FB	Fast Breaks	G/S	Goals/Shots	No.	Uniform Number
RC	Red Cards	S/S	Saves/Shots	Wing	Wing Shots	X	Red Card After 3rd 2-Minute Suspension
YC	Yellow Cards						



Match Team Statistics

チームの試合統計 / Statistiques du match par équipe

Match 29

NED 30 - 29 MNE
(17 - 12) (13 - 17)

Referees: FONSECA R / SANTOS D (POR)

NED - Netherlands

Players		Shots									Offence		Defence		Punishments			TP	
No.	Name	G/S	%	6m	Wing	9m	7m	FB	BT	EG	AS	TO	ST	BS	YC	2Min	RC		BC
6	van der HEIJDEN Laura	5/7	71	2/2	0/1	2/3			1/1		1	3				1			19:53
7	BONT Debbie	4/4	100	1/1	1/1	1/1		1/1					1						31:35
9	NUSSER Larissa	0/1	0	0/1								1							6:04
10	SNELDER Danick	4/7	57	1/4				3/3			3				1	2			34:25
12	van WETERING Bo	2/3	67		1/2			1/1			1								40:55
17	GROOT Nycke	0/1	0						0/1		5	3	2	1		1			24:37
18	DULFER Kelly	1/6	17	1/1		0/4		0/1					2						51:46
19	FRERIKS Merel	3/4	75	2/3				1/1								1			30:42
20	SMITS Inger	2/6	33	0/1	0/1	0/2		1/1	1/1		4	2							24:04
24	SMEETS Martine	3/3	100		2/2			1/1											31:04
26	MALESTEIN Angela	3/5	60	1/1	2/3			0/1				1							28:25
30	DUIJNDAM Rinka																		6:18
33	WESTER Tess																		49:55
48	HOUSHEER Dione	3/5	60	2/2		0/2		1/1			2	2							40:17
Bench/Team																			
Totals		30/52	58	10/16	6/10	3/12		9/11	2/3		16	12	5	1	1	5			

Goalkeepers		Total Shots		6m Shots		Wing Shots		9m Shots		7m Shots		Fast Breaks		Breakthroughs	
No.	Name	S/S	%	S/S	%	S/S	%	S/S	%	S/S	%	S/S	%	S/S	%
30	DUIJNDAM Rinka	0/7	0	0/1	0			0/2	0	0/2	0	0/2	0		
33	WESTER Tess	6/28	21	2/7	29	1/7	14	1/7	14	0/2	0	1/3	33	1/2	50
Totals		6/35	17	2/8	25	1/7	14	1/9	11	0/4	0	1/5	20	1/2	50

Team Shots	Goals	Saves	Missed	Post	Blocked	Total	%
6m Shots	10	6				16	63
Wing Shots	6	1	2	1		10	60
9m Shots	3	5		2	2	12	25
7m Shots					N/A		
Fast Breaks	9	1	1			11	82
Breakthroughs	2	1				3	67
Empty Goal		N/A					
Totals	30	14	3	3	2	52	58

Number of Attacks: 61, Scoring Efficiency: 49%



Match Team Statistics

チームの試合統計 / Statistiques du match par équipe

Match 29

NED 30 - 29 MNE
(17 - 12) (13 - 17)

Referees: FONSECA R / SANTOS D (POR)

NED - Netherlands

Shots Distribution

Players

Goals / Shots

6 van der HEIJDEN L	7 BONT D	9 NUSSER L	10 SNELDER D	12 van WETERING B	17 GROOT N	18 DULFER K
1/1	1/1		0/1	1/1		0/1
	1/2		1/1			
1/1	1/1	2/2	0/1	1/1	0/1	0/1
1-Missed				1-Post		1-Post 1-Blocked


19 FRERIKS M	20 SMITS I	24 SMEETS M	26 MALESTEIN A	30 DUIJNDAM R	33 WESTER T	48 HOUSHEER D
0/1	0/1		3/3			0/1
	0/1					1/1
1/1		1/1	0/1			2/2
	1-Missed 1-Post		1-Missed			1-Blocked

Team

Goals / Shots

6/8	0/1	5/6
2/3	0/1	3/5
3/5	5/8	6/7
3-Missed	3-Post	2-Blocked

Offence



Goalkeepers

Saves / Shots

1/3	0/2	3/11
1/2	0/1	0/2
0/5	1/3	0/6

30 DUIJNDAM R

0/1	0/1
0/3	0/1

33 WESTER T

1/2	0/2	3/10
1/2		0/2
0/2	1/3	0/5



Match Team Statistics

チームの試合統計 / Statistiques du match par équipe

Match 29

NED 30 - 29 MNE
(17 - 12) (13 - 17)

Referees: FONSECA R / SANTOS D (POR)

MNE - Montenegro

Players		Shots									Offence		Defence		Punishments			TP	
No.	Name	G/S	%	6m	Wing	9m	7m	FB	BT	EG	AS	TO	ST	BS	YC	2Min	RC		BC
1	RAJCIC Marina																		46:03
4	RADICEVIC Jovanka	8/10	80		3/4		4/4	1/2				1							60:00
9	JAUKOVIC Durdina	5/7	71	1/1		4/6					2	3	1	2					51:06
10	PLETIKOSIC Matea											3							6:02
13	MUGOSA Dijana	2/2	100					2/2					1						14:53
15	KLIKOVAC Andrea	0/1	0			0/1						2							28:52
16	NENEZIC Ljubica																		13:29
34	BRNOVIC Tatjana	5/5	100	4/4		1/1					2	1				2			54:12
55	PAVICEVIC Ivona																		
66	RAMUSOVIC Ema											1				1			23:32
77	MEHMEDOVIC Majda	4/4	100		3/3			1/1				1							51:06
80	DESPOTOVIC Jelena	4/7	57	1/3		2/3			1/1		5	3							34:13
96	GRBIC Itana	1/5	20	0/1		1/2		0/1	0/1		3	5							22:52
97	VUKCEVIC Nikolina																	1	13:40
	Bench/Team															1			
Totals		29/41	71	6/9	6/7	8/13	4/4	4/6	1/2		12	20	2	2	2	3			

Goalkeepers		Total Shots		6m Shots		Wing Shots		9m Shots		7m Shots		Fast Breaks		Breakthroughs	
No.	Name	S/S	%	S/S	%	S/S	%	S/S	%	S/S	%	S/S	%	S/S	%
1	RAJCIC Marina	13/37	35	6/14	43	1/6	17	4/5	80			1/9	11	1/3	33
16	NENEZIC Ljubica	1/7	14	0/2	0	0/1	0	1/3	33			0/1	0		
Totals		14/44	32	6/16	38	1/7	14	5/8	63			1/10	10	1/3	33

Team Shots	Goals	Saves	Missed	Post	Blocked	Total	%
6m Shots	6	2		1		9	67
Wing Shots	6	1				7	86
9m Shots	8	1	3		1	13	62
7m Shots	4				N/A	4	100
Fast Breaks	4	1		1		6	67
Breakthroughs	1	1				2	50
Empty Goal		N/A					
Totals	29	6	3	2	1	41	71

Number of Attacks: 61, Scoring Efficiency: 48%



Match Team Statistics

チームの試合統計 / Statistiques du match par équipe

Match 29

NED 30 - 29 MNE
(17 - 12) (13 - 17)

Referees: FONSECA R / SANTOS D (POR)

MNE - Montenegro

Shots Distribution

Players

Goals / Shots

1 RAJCIC M	4 RADICEVIC J	9 JAUKOVIC D	10 PLETIKOSIC M	13 MUGOSA D	15 KLIKOVAC A	16 NENEZIC L
		1/1				
	2/4		1/1		2/2	
	2/2	1/1	3/3	1/1	2/2	
		2-Missed				1-Blocked

34 BRNOVIC T	55 PAVICEVIC I	66 RAMUSOVIC E	77 MEHMEDOVIC M	80 DESPOTOVIC J	96 GRBIC I	97 VUKCEVIC N
				1/1		
1/1			1/1	1/1	0/1	
1/1			1/1	1/1	0/1	
1/1				1/2	1/1	
				1-Post	1-Missed 1-Post	

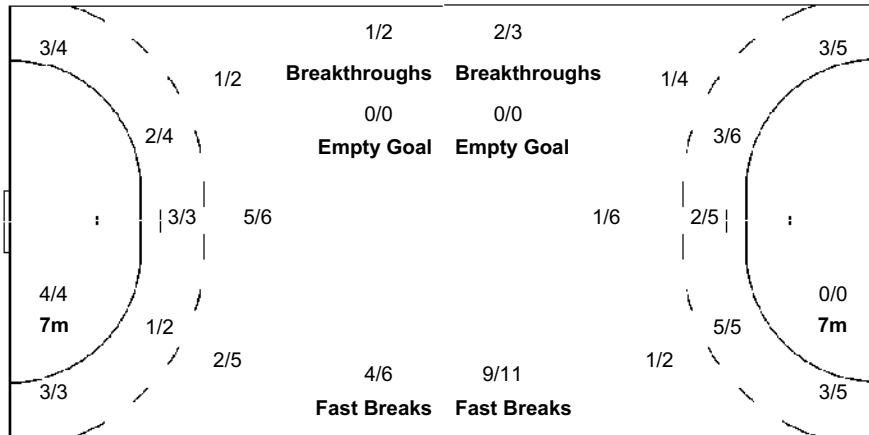
Team Goals / Shots

2/3	2/2	8/11
1/2	1/1	2/2
5/5	2/3	6/6
3-Missed	2-Post	1-Blocked

Offence

Defence

Goalkeepers Saves / Shots



2/8	1/1	1/6
1/3	1/1	2/5
2/5	3/8	1/7

1 RAJCIC M

2/7	1/1	1/6
1/2	1/1	2/5
1/3	3/8	1/4

16 NENEZIC L

0/1		
0/1		
1/2		0/3

Legend:		
%	Efficiency	
AS	Assists	
EG	Empty Goal	
RC	Red Cards	
Wing	Wing Shots	
2Min	2-Minute Suspensions	
BC	Blue Cards	
FB	Fast Breaks	
S/S	Saves/Shots	
X	Red Card After 3rd 2-Minute Suspension	
6m	6 metre Shots	
BS	Blocked Shots	
G/S	Goals/Shots	
ST	Steals	
YC	Yellow Cards	
7m	7-metre Shots	
BT	Breakthroughs	
N/A	Not Applicable	
TO	Turnover	
9m	9-metre Shots	
D	Direct Red Card	
No.	Uniform Number	
TP	Time Played	



Empty Goal Analysis

無人ゴール 分析 / Analyses des attaques avec but vide

Match 29

NED 30 - 29 MNE

(17 - 12) (13 - 17)

Referees: FONSECA R / SANTOS D (POR)

ATTACKS DURING OWN EMPTY GOAL SITUATION

Players on Court	Attacks		Goals		Saves		Missed		Blocked		Post		Turnovers		Scoring Efficiency -		Goals Against	
	NED	MNE	NED	MNE	NED	MNE	NED	MNE	NED	MNE	NED	MNE	NED	MNE	NED	%MNE	NED	MNE
7 Against 6	1		0						1						0			
6 Against 6	4	1	1	0	1			1	1		1		1		25	0		
Others	2		1										1		50			
Total:	7	1	2	0	1			1	2		1		2		29	0		

GOALS/ATTACKS DURING OWN EMPTY GOAL SITUATION - ANALYSIS OF OCCURRENCE (in 5 min intervals)

Players on Court	1st Half											
	0-5		5-10		10-15		15-20		20-25		25-30	
	NED	MNE	NED	MNE	NED	MNE	NED	MNE	NED	MNE	NED	MNE
7 Against 6												
6 Against 6					1/1						0/1	0/1
Others												
Total:					1/1						0/1	0/1

Players on Court	2nd Half											
	30-35		35-40		40-45		45-50		50-55		55-60	
	NED	MNE	NED	MNE	NED	MNE	NED	MNE	NED	MNE	NED	MNE
7 Against 6											0/1	
6 Against 6			0/1						0/1			
Others											1/2	
Total:			0/1						1/3		0/1	

GOALS/ATTACKS DURING OWN EMPTY GOAL SITUATION - ANALYSIS BY DURATION

Team	<15 sec.	15-30 sec.	30-45 sec.	45-60 sec.	>60 sec.
NED		1/2	1/4		0/1
MNE			0/1		

SUBSTITUTION SUMMARY

Players	NED	MNE
Goalkeeper <-> Goalkeeper	4	1
Court Player <-> Goalkeeper	15	2
Court Player <-> Court Player	88	85
Total:	107	88



Match Report

試合レポート / Compte rendu du match

Team A										Team B																																									
A										B																																									
NOR - Norway										JPN - Japan																																									
played in										in the hall										on										at										Spectators										Match Number	
Tokyo										Yoyogi National Stadium										MON 2 AUG 2021										21:30																				30	
Half-time (30')		A		B		End of playing time		A		B		1st overtime		A		B		2nd overtime		A		B		After penalty throws		A		B																							
		16		11				37		25																																									
Number of 7m		A		Team time-out						Full name of players and officials										Team time-out						B		Number of 7m																							
3/3				1		2		3												1		2		3		1/4																									
		23:04		41:14																27:27		50:21																													
No.	Team A						G	YC	2'	RC	BC	No.	Team B						G	YC	2'	RC	BC																												
4	KRISTIANSEN Veronica						5					4	SUNAMI Yui						2					1																											
5	FRAFJORD Marit Malm						6					5	SHIOTA Sayo																																						
7	SKOGRAND Stine						5					9	YOKOSHIMA Aya						5																																
9	MOERK Nora						5					11	HORIKAWA Mana						3																																
10	BREDAL OFTEDAL Stine						2					12	ITANO Minami																																						
12	SOLBERG Silje											21	IKEHARA Ayaka						3	1																															
13	BRATTSET DALE Kari											24	HARA Nozomi						1																																
16	LUNDE Katrine											25	OHYAMA Mana						5																																
20	JACOBSEN Marit						4					27	SASAKI Haruno						1																																
23	HERREM Camilla						2					28	NAGATA Shiori																																						
24	SOLBERG ISAKSEN Sanna						2		1			30	KAMETANI Sakura																																						
25	BREISTOEL Kristine						2					34	KONDO Maharu						3																																
26	TOMAC Marta						3					40	FUJII Shio						2																																
34	JOHANSEN Vilde Ingeborg						1		2			81	ISHITATE Mayuko																																						

Off.A	HERGEIRSSON Thorir									Off.A	KUSHIDA Ryosuke								
Off.B	LARSEN Tonje									Off.B	IMOTO Kohjiro								
Off.C	OLSSON Mats									Off.C	PARECKI Antoni Jerzy								
Off.D	MARKUSSEN Nina Agnete									Off.D	IWATANI Minako								
Off.E	LERAAND Nils Ivar									Off.E	KIRKELY Ulrik					1			

A	Signatures of responsables for the teams (Off.A)										B
Remarks of referees / IHF Official											

Referees	Signatures		Signatures	
	ELSAIED Heidi (EGY)		ELSAIED Yasmina (EGY)	
Technical Officials	TK: REISINGER Gerhard (AUT)		SK: POSAVEC Josip (CRO)	
IHF Official	NACHEVSKI Dragan (MKD)			

Note: Number of 7m scored/awarded to resp. B, goals (G), yellow cards (YC), red cards (RC), red card after 3rd 2' suspension (X), direct red card (D) and blue cards (BC).



Results

結果 / Résultats

Match 30

NOR 37 - 25 JPN
(16 - 11) (21 - 14)

Referees: ELSAIED H / ELSAIED Y (EGY)

NOR - Norway

Players		Shots									Punishments			
No.	Name	G/S	%	6m	Wing	9m	7m	FB	BT	EG	YC	2Min	RC	BC
4	KRISTIANSEN Veronica	5/5	100	3/3		1/1		1/1						
5	FRAFJORD Marit Malm	6/7	86	5/6				1/1						
7	SKOGRAND Stine	5/9	56	1/2	2/4	1/2		1/1						
9	MOERK Nora	5/8	63	1/1		1/4	3/3							
10	BREDAL OFTEDAL Stine	2/3	67	0/1				1/1	1/1					
12	SOLBERG Silje													
13	BRATTSET DALE Kari													
16	LUNDE Katrine													
20	JACOBSEN Marit	4/4	100		2/2			2/2						
23	HERREM Camilla	2/3	67		1/2			1/1						
24	SOLBERG ISAKSEN Sanna	2/3	67		2/3							1		
25	BREISTOEL Kristine	2/5	40	1/1		1/4								
26	TOMAC Marta	3/4	75	1/1		2/2				0/1				
34	JOHANSEN Vilde Ingeborg	1/3	33	1/1		0/2							2	
Bench/Team														
Totals		37/54	69	13/16	7/11	6/15	3/3	7/7	1/1	0/1			3	

Goalkeepers		Saves								
No.	Name	S/S	%	6m	Wing	9m	7m	FB	BT	EG
12	SOLBERG Silje	2/8	25	0/2	1/2	1/2		0/1	0/1	
16	LUNDE Katrine	10/27	37	4/15	1/5	3/4	2/3			
EG		2								
Totals		12/37	32	4/17	2/7	4/6	2/3	0/1	0/1	

JPN - Japan

Players		Shots									Punishments			
No.	Name	G/S	%	6m	Wing	9m	7m	FB	BT	EG	YC	2Min	RC	BC
4	SUNAMI Yui	2/6	33	2/3		0/3						1		
5	SHIOTA Sayo													
9	YOKOSHIMA Aya	5/6	83	3/4				1/1	1/1					
11	HORIKAWA Mana	3/3	100	2/2						1/1				
12	ITANO Minami													
21	IKEHARA Ayaka	3/5	60	0/1	3/4						1			
24	HARA Nozomi	1/2	50				1/2							
25	OHYAMA Mana	5/8	63	4/4		0/2	0/1			1/1				
27	SASAKI Haruno	1/4	25	1/1		0/3								
28	NAGATA Shiori	0/1	0	0/1										
30	KAMETANI Sakura													
34	KONDO Maharu	3/4	75	1/1	2/3									
40	FUJII Shio	2/4	50	0/1		2/2	0/1							
81	ISHITATE Mayuko													
Bench/Team											1			
Totals		25/43	58	13/18	5/7	2/10	1/4	1/1	1/1	2/2	2	1		

Goalkeepers		Saves								
No.	Name	S/S	%	6m	Wing	9m	7m	FB	BT	EG
12	ITANO Minami	4/17	24	0/5	1/4	3/4	0/1	0/3		
30	KAMETANI Sakura	8/32	25	2/10	3/7	3/8	0/2	0/4	0/1	
Totals		12/49	24	2/15	4/11	6/12	0/3	0/7	0/1	

RUNNING SCORE

NOR - JPN	
1st Half	
FRAFJORD MM	1 (4') 0
HERREM C	2 (5') 1
SKOGRAND S	3 (7') 2
KRISTIANSEN V	4 (9') 2
SKOGRAND S	5 (10') 2
BREDAL OFTEDAL S	5 (13') 3
TOMAC M	5 (14') 4
TOMAC M	5 (15') 5
TOMAC M	6 (16') 5
TOMAC M	7 (17') 5
TOMAC M	8 (18') 5
MOERK N	8 (18') 6
FRAFJORD MM	9 (19') 6
MOERK N	10 (20') 6
MOERK N	11 (21') 6
MOERK N	11 (22') 7
MOERK N	12 (22') 7
MOERK N	12 (24') 8
MOERK N	13 (24') 8
KRISTIANSEN V	13 (24') 9
KRISTIANSEN V	14 (25') 9
JACOBSEN M	14 (26') 10
JACOBSEN M	15 (28') 10
JOHANSEN VI	15 (28') 11
JOHANSEN VI	16 (29') 11

2nd Half	
KRISTIANSEN V	17 (31') 11
HERREM C	18 (32') 11
HERREM C	18 (33') 12
KRISTIANSEN V	19 (34') 12
TOMAC M	20 (34') 12
KRISTIANSEN V	21 (37') 12
KRISTIANSEN V	21 (37') 13
SKOGRAND S	22 (38') 13
SKOGRAND S	23 (39') 13
SKOGRAND S	23 (39') 14
JACOBSEN M	23 (40') 15
JACOBSEN M	24 (41') 15
FRAFJORD MM	24 (42') 16
FRAFJORD MM	25 (44') 17
BREISTOEL K	26 (44') 17
FRAFJORD MM	27 (45') 17
FRAFJORD MM	27 (46') 18
BREISTOEL K	28 (46') 18
FRAFJORD MM	29 (47') 18
FRAFJORD MM	29 (47') 19
MOERK N	30 (49') 19
MOERK N	30 (50') 20
FRAFJORD MM	31 (51') 20
BREDAL OFTEDAL S	32 (51') 20
BREDAL OFTEDAL S	32 (52') 21
SOLBERG ISAKSEN S	33 (53') 21
SOLBERG ISAKSEN S	33 (54') 22
SKOGRAND S	34 (55') 22
JACOBSEN M	35 (56') 22
JACOBSEN M	35 (57') 23
SOLBERG ISAKSEN S	36 (58') 23
JACOBSEN M	37 (59') 23
JACOBSEN M	37 (59') 24
JACOBSEN M	37 (60') 25

Legend:							
%	Efficiency	2Min	2-Minute Suspensions	6m	6-metre Shots	7m	7-metre Shots
9m	9-metre Shots	BC	Blue Cards	BT	Breakthroughs	D	Direct Red Card
EG	Empty Goal	FB	Fast Breaks	G/S	Goals/Shots	No.	Uniform Number
RC	Red Cards	S/S	Saves/Shots	Wing	Wing Shots	X	Red Card After 3rd 2-Minute Suspension
YC	Yellow Cards						



Match Team Statistics

チームの試合統計 / Statistiques du match par équipe

Match 30

NOR 37 - 25 JPN
(16 - 11) (21 - 14)

Referees: ELSAIED H / ELSAIED Y (EGY)

NOR - Norway

Players		Shots									Offence		Defence		Punishments			TP		
No.	Name	G/S	%	6m	Wing	9m	7m	FB	BT	EG	AS	TO	ST	BS	YC	2Min	RC		BC	
4	KRISTIANSEN Veronica	5/5	100	3/3		1/1		1/1			1	1	1							32:15
5	FRAFJORD Marit Malm	6/7	86	5/6				1/1												45:53
7	SKOGRAND Stine	5/9	56	1/2	2/4	1/2		1/1			1									38:15
9	MOERK Nora	5/8	63	1/1		1/4	3/3				5									28:16
10	BREDAL OFTEDAL Stine	2/3	67	0/1				1/1	1/1		8	2	1							31:51
12	SOLBERG Silje											1								9:39
13	BRATTSET DALE Kari																			
16	LUNDE Katrine																			43:26
20	JACOBSEN Marit	4/4	100		2/2			2/2												39:35
23	HERREM Camilla	2/3	67		1/2			1/1			1		3							29:08
24	SOLBERG ISAKSEN Sanna	2/3	67		2/3								1				1			31:47
25	BREISTOEL Kristine	2/5	40	1/1		1/4					1	2								12:25
26	TOMAC Marta	3/4	75	1/1		2/2				0/1	1	1	1	1						39:16
34	JOHANSEN Vilde Ingeborg	1/3	33	1/1		0/2					2						2			38:14
Bench/Team																				
Totals		37/54	69	13/16	7/11	6/15	3/3	7/7	1/1	0/1	20	7	7	1			3			

Goalkeepers		Total Shots		6m Shots		Wing Shots		9m Shots		7m Shots		Fast Breaks		Breakthroughs	
No.	Name	S/S	%	S/S	%	S/S	%	S/S	%	S/S	%	S/S	%	S/S	%
12	SOLBERG Silje	2/8	25	0/2	0	1/2	50	1/2	50			0/1	0	0/1	0
16	LUNDE Katrine	10/27	37	4/15	27	1/5	20	3/4	75	2/3	67				
EG		2													
Totals		12/37	32	4/17	24	2/7	29	4/6	67	2/3	67	0/1	0	0/1	0

Team Shots	Goals	Saves	Missed	Post	Blocked	Total	%
6m Shots	13	2	1			16	81
Wing Shots	7	4				11	64
9m Shots	6	6			3	15	40
7m Shots	3				N/A	3	100
Fast Breaks	7					7	100
Breakthroughs	1					1	100
Empty Goal		N/A		1		1	0
Totals	37	12	1	1	3	54	69

Number of Attacks: 59, Scoring Efficiency: 63%



Match Team Statistics

チームの試合統計 / Statistiques du match par équipe

Match 30

NOR 37 - 25 JPN
(16 - 11) (21 - 14)

Referees: ELSAIED H / ELSAIED Y (EGY)

NOR - Norway

Shots Distribution

Players

Goals / Shots

4 KRISTIANSEN V	5 FRAFJORD MM	7 SKOGRAND S	9 MOERK N	10 BREDAL OFTEDAL S	12 SOLBERG S	13 BRATTSET DALE K
1/1	1/1 2/2	1/1	0/1 1/2	0/1		
1/1	1/1 0/1 2/2	3/5 1/2	0/1 2/2 2/2	2/2		

1-Missed

16 LUNDE K	20 JACOBSEN M	23 HERREM C	24 SOLBERG ISAKSEN S	25 BREISTOEL K	26 TOMAC M	34 JOHANSEN VI
	1/1		0/1 1/1	0/1		
	2/2 1/1	1/1 1/2	1/1	2/2 0/1	1/1 2/2	1/1

1-Blocked

1-Post

2-Blocked

Team

Goals / Shots

0/2	2/2
4/4	0/1 6/8
12/15	4/5 9/12

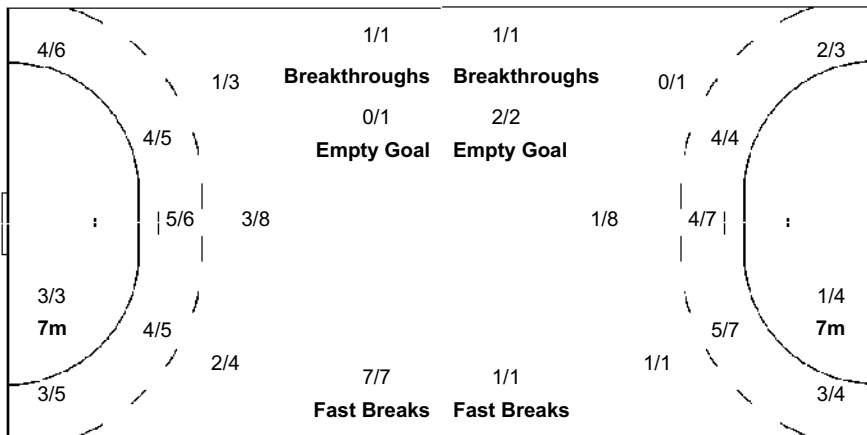
1-Missed 1-Post 3-Blocked

Offence

Defence

Goalkeepers

Saves / Shots



0/4	0/2	0/1
3/4	0/2	1/3
3/11	3/5	2/5

12 SOLBERG S		
0/2		0/1
0/2	1/2	1/1

16 LUNDE K		
0/2	0/2	0/1
3/4		1/2
3/9	2/3	1/4



Match Team Statistics

チームの試合統計 / Statistiques du match par équipe

Match 30

NOR 37 - 25 JPN

(16 - 11) (21 - 14)

Referees: ELSAIED H / ELSAIED Y (EGY)

JPN - Japan

Players		Shots									Offence		Defence		Punishments			TP		
No.	Name	G/S	%	6m	Wing	9m	7m	FB	BT	EG	AS	TO	ST	BS	YC	2Min	RC		BC	
4	SUNAMI Yui	2/6	33	2/3		0/3					3	3								38:16
5	SHIOTA Sayo																			21:35
9	YOKOSHIMA Aya	5/6	83	3/4				1/1	1/1		1	4								25:39
11	HORIKAWA Mana	3/3	100	2/2						1/1	1	1	1							37:32
12	ITANO Minami																			16:56
21	IKEHARA Ayaka	3/5	60	0/1	3/4							1	1		1					55:02
24	HARA Nozomi	1/2	50				1/2				2	2	1	1						23:24
25	OHYAMA Mana	5/8	63	4/4		0/2	0/1			1/1	2	6								37:13
27	SASAKI Haruno	1/4	25	1/1		0/3					1	2								29:07
28	NAGATA Shiori	0/1	0	0/1																27:23
30	KAMETANI Sakura																			38:59
34	KONDO Maharu	3/4	75	1/1	2/3							1		1						59:48
40	FUJII Shio	2/4	50	0/1		2/2	0/1				3	2								9:06
81	ISHITATE Mayuko																			
	Bench/Team															1				
Totals		25/43	58	13/18	5/7	2/10	1/4	1/1	1/1	2/2	13	22	3	2	2	1				

Goalkeepers		Total Shots		6m Shots		Wing Shots		9m Shots		7m Shots		Fast Breaks		Breakthroughs	
No.	Name	S/S	%	S/S	%	S/S	%	S/S	%	S/S	%	S/S	%	S/S	%
12	ITANO Minami	4/17	24	0/5	0	1/4	25	3/4	75	0/1	0	0/3	0		
30	KAMETANI Sakura	8/32	25	2/10	20	3/7	43	3/8	38	0/2	0	0/4	0	0/1	0
Totals		12/49	24	2/15	13	4/11	36	6/12	50	0/3	0	0/7	0	0/1	0

Team Shots	Goals	Saves	Missed	Post	Blocked	Total	%
6m Shots	13	4	1			18	72
Wing Shots	5	2				7	71
9m Shots	2	4	1	2	1	10	20
7m Shots	1	2		1	N/A	4	25
Fast Breaks	1					1	100
Breakthroughs	1					1	100
Empty Goal	2	N/A				2	100
Totals	25	12	2	3	1	43	58

Number of Attacks: 61, Scoring Efficiency: 41%



Match Team Statistics

チームの試合統計 / Statistiques du match par équipe

Match 30

NOR 37 - 25 JPN
(16 - 11) (21 - 14)

Referees: ELSAIED H / ELSAIED Y (EGY)

JPN - Japan

Shots Distribution

Players

Goals / Shots

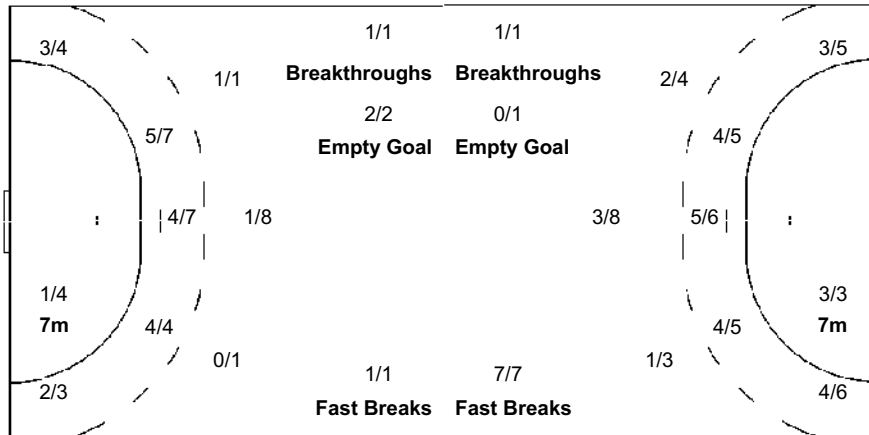
4 SUNAMI Y	5 SHIOTA S	9 YOKOSHIMA A	11 HORIKAWA M	12 ITANO M	21 IKEHARA A	24 HARA N
1/1		1/1				
0/1		2/2	1/1		1/1	
0/1		2/2	1/1		0/1	1/1
1-Blocked						1-Post

25 OHYAMA M	27 SASAKI H	28 NAGATA S	30 KAMETANI S	34 KONDO M	40 FUJII S	81 ISHITATE M
	1/1			1/1	2/2	
0/1	1/1			0/1		0/1
4/5	0/1	0/1		1/1		
1-Post	1-Missed 1-Post				1-Missed	

Team Goals / Shots

4/4	2/2	1/1
1/4	2/2	2/3
8/11	2/5	3/5
2-Missed	3-Post	1-Blocked

Offence



Goalkeepers Saves / Shots

2/2		0/2
0/4	1/1	2/8
3/15	1/5	3/12

12 ITANO M

2/2		0/1
	1/1	0/3
0/6	0/1	1/3

30 KAMETANI S

		0/1
0/4		2/5
3/9	1/4	2/9

Legend:		
%	Efficiency	
AS	Assists	
EG	Empty Goal	
RC	Red Cards	
Wing	Wing Shots	
2Min	2-Minute Suspensions	6m
BC	Blue Cards	BS
FB	Fast Breaks	G/S
S/S	Saves/Shots	ST
X	Red Card After 3rd 2-Minute Suspension	YC
7m	7-metre Shots	BT
9m	9-metre Shots	N/A
D	Direct Red Card	TO
No.	Uniform Number	
TP	Time Played	



Empty Goal Analysis

無人ゴール 分析 / Analyses des attaques avec but vide

Match 30

NOR 37 - 25 JPN

(16 - 11) (21 - 14)

Referees: ELSAIED H / ELSAIED Y (EGY)

ATTACKS DURING OWN EMPTY GOAL SITUATION

Players on Court	Attacks		Goals		Saves		Missed		Blocked		Post		Turnovers		Scoring Efficiency -		Goals Against	
	NOR	JPN	NOR	JPN	NOR	JPN	NOR	JPN	NOR	JPN	NOR	JPN	NOR	JPN	NOR	%JPN	NOR	JPN
7 Against 6	6	4	2	3	2	1							2		33	75	1	
6 Against 6	3	4	1	2	1				1				1	2	33	50	1	
Others	4	2	3	2	1										75	100		
Total:	13	10	6	7	4	1			1				3	2	46	70	2	

GOALS/ATTACKS DURING OWN EMPTY GOAL SITUATION - ANALYSIS OF OCCURRENCE (in 5 min intervals)

Players on Court	1st Half											
	0-5		5-10		10-15		15-20		20-25		25-30	
	NOR	JPN	NOR	JPN	NOR	JPN	NOR	JPN	NOR	JPN	NOR	JPN
7 Against 6		1/1		0/1	0/1					1/1		
6 Against 6					0/1			1/1		1/1		
Others								1/1				
Total:		1/1		0/1	0/2			1/1		2/2		

Players on Court	2nd Half											
	30-35		35-40		40-45		45-50		50-55		55-60	
	NOR	JPN	NOR	JPN	NOR	JPN	NOR	JPN	NOR	JPN	NOR	JPN
7 Against 6					1/2	1/1			0/1		1/2	
6 Against 6									1/3		0/1	
Others							1/2		2/2			1/1
Total:					1/2	1/1	1/2		2/3	1/3	1/3	1/1

GOALS/ATTACKS DURING OWN EMPTY GOAL SITUATION - ANALYSIS BY DURATION

Team	<15 sec.	15-30 sec.	30-45 sec.	45-60 sec.	>60 sec.
NOR	1/2	2/4	2/5	1/2	
JPN	2/2	3/5	0/1	2/2	

SUBSTITUTION SUMMARY

Players	NOR	JPN
Goalkeeper <-> Goalkeeper	1	0
Court Player <-> Goalkeeper	30	23
Court Player <-> Court Player	66	126
Total:	97	149



Match Report

試合レポート / Compte rendu du match

Team A										Team B																																									
A										B																																									
NOR - Norway										HUN - Hungary																																									
played in										in the hall										on										at										Spectators										Match Number	
Tokyo										Yoyogi National Stadium										WED 4 AUG 2021										13:15																				31	
Half-time (30')		A		B		End of playing time		A		B		1st overtime		A		B		2nd overtime		A		B		After penalty throws		A		B																							
		12		10				26		22																																									
Number of 7m		A		Team time-out						Full name of players and officials										Team time-out						B		Number of 7m																							
1/2		1		23:22		2		41:32		3												1		15:44		2		53:40		3		1/2																			
No.	Team A						G	YC	2'	RC	BC	No.	Team B						G	YC	2'	RC	BC																												
2	REISTAD Henny						4					2	SZOLLOSI-ZACSIK Szandra						5																																
4	KRISTIANSEN Veronica						2					6	SCHATZL Nadine						2																																
5	FRAFJORD Marit Malm											12	SZIKORA Melinda																																						
7	SKOGRAND Stine						1					14	KISFALUDY Anett						2																																
9	MOERK Nora						3					16	BIRO Blanka																																						
10	BREDAL OFTEDAL Stine						3					19	MARTON Greta																																						
12	SOLBERG Silje											38	VAMOS Petra						2																																
13	BRATTSET DALE Kari						7					42	KLUJBER Katrin Gitta						1																																
16	LUNDE Katrine											45	HAFRA Noemi						1		1																														
20	JACOBSEN Marit						3					58	BORDAS Reka						4																																
23	HERREM Camilla						2					66	LUKACS Viktoria						1																																
24	SOLBERG ISAKSEN Sanna						1					76	HELEMBAI Fanny																																						
25	BREISTOEL Kristine											87	TOMORI Zsuzsanna						4		1																														
26	TOMAC Marta											88	KISS Nikoletta																																						

Off.A	HERGEIRSSON Thorir									Off.A	ELEK Gabor									
Off.B	LARSEN Tonje									Off.B	DANYI Gabor									
Off.C	OLSSON Mats									Off.C	GORBICZ Anita									
Off.D	MARKUSSEN Nina Agnete									Off.D	SZIKRA-MEZEY Csaba									
Off.E	LERAAND Nils Ivar									Off.E	DR. LOHNER Balazs									

A	Signatures of responsables for the teams (Off.A)										B
Remarks of referees / IHF Official											

Referees	Signatures					Signatures				
	BONAVENTURA Charlotte (FRA)					BONAVENTURA Julie (FRA)				
Technical Officials										
	TK: ADJEMIAN Teodoro (ARG)					SK: SEDREZ Salvio (BRA)				
IHF Official										
	JENSEN Bjarne Munk (DEN)									

Note: Number of 7m scored/awarded to resp. B, goals (G), yellow cards (YC), red cards (RC), red card after 3rd 2' suspension (X), direct red card (D) and blue cards (BC).



Results

結果 / Résultats

Match 31

NOR 26 - 22 HUN
(12 - 10) (14 - 12)

Referees: BONAVENTURA C / BONAVENTURA J (FRA)

NOR - Norway

Players		Shots									Punishments			
No.	Name	G/S	%	6m	Wing	9m	7m	FB	BT	EG	YC	2Min	RC	BC
2	REISTAD Henny	4/7	57	1/2	1/1	2/4								
4	KRISTIANSEN Veronica	2/3	67			1/1		1/1	0/1					
5	FRAFJORD Marit Malm													
7	SKOGRAND Stine	1/3	33		1/3									
9	MOERK Nora	3/5	60	1/1		1/2	1/2							
10	BREDAL OFTEDAL Stine	3/5	60	1/1		1/2			1/2					
12	SOLBERG Silje													
13	BRATTSET DALE Kari	7/8	88	4/4		0/1		3/3						
16	LUNDE Katrine													
20	JACOBSEN Marit	3/3	100		3/3									
23	HERREM Camilla	2/3	67		1/1			1/2						
24	SOLBERG ISAKSEN Sanna	1/1	100		1/1									
25	BREISTOEL Kristine													
26	TOMAC Marta													
Bench/Team														
Totals		26/38	68	7/8	7/9	5/10	1/2	5/6	1/3					

Goalkeepers		Saves							
No.	Name	S/S	%	6m	Wing	9m	7m	FB	BT
12	SOLBERG Silje	7/26	27	1/10	3/3	3/10		0/3	
16	LUNDE Katrine	5/8	63	1/2	2/3	2/2	0/1		
Totals		12/34	35	2/12	5/6	5/12	0/1	0/3	

HUN - Hungary

Players		Shots									Punishments			
No.	Name	G/S	%	6m	Wing	9m	7m	FB	BT	EG	YC	2Min	RC	BC
2	SZOLLOSI-ZACSIK Szandra	5/12	42	1/1		2/9	1/1	1/1						
6	SCHATZL Nadine	2/3	67	1/1	0/1			1/1						
12	SZIKORA Melinda													
14	KISFALUDY Anett	2/2	100	2/2										
16	BIRO Blanka													
19	MARTON Greta	0/2	0		0/2									
38	VAMOS Petra	2/3	67			2/2	0/1							
42	KLUJBER Katrin Gitta	1/2	50			0/1		1/1						
45	HAFRA Noemi	1/6	17	1/3		0/3						1		
58	BORDAS Reka	4/5	80	4/5										
66	LUKACS Viktoria	1/5	20		1/4			0/1						
76	HELEMBAI Fanny													
87	TOMORI Zsuzsanna	4/8	50	1/2		3/6							1	
88	KISS Nikoletta													
Bench/Team														
Totals		22/48	46	10/14	1/7	7/21	1/2	3/4					2	

Goalkeepers		Saves							
No.	Name	S/S	%	6m	Wing	9m	7m	FB	BT
12	SZIKORA Melinda	4/17	24	1/5	1/5	2/3	0/1	0/2	0/1
16	BIRO Blanka	2/15	13	0/3	1/4	0/4	1/1	0/3	
Totals		6/32	19	1/8	2/9	2/7	1/2	0/5	0/1

RUNNING SCORE

NOR - HUN	
1st Half	
0 (1') 1	SZOLLOSI-ZACSIK S
0 (2') 2	KLUJBER KG
1 (3') 2	BRATTSET DALE K
1 (5') 3	KISFALUDY A
2 (6') 3	BRATTSET DALE K
2 (6') 4	TOMORI Z
3 (7') 4	BRATTSET DALE K
3 (8') 5	KISFALUDY A
3 (9') 6	SZOLLOSI-ZACSIK S
4 (10') 6	HERREM C
5 (13') 6	KRISTIANSEN V
6 (14') 6	SKOGRAND S
7 (16') 6	BREDAL OFTEDAL S
8 (17') 6	BREDAL OFTEDAL S
9 (18') 6	REISTAD H
10 (19') 6	BRATTSET DALE K
10 (20') 7	VAMOS P
11 (23') 7	MOERK N
11 (24') 8	SZOLLOSI-ZACSIK S
11 (27') 9	TOMORI Z
11 (29') 10	TOMORI Z
12 (30') 10	JACOBSEN M

2nd Half	
12 (31') 11	TOMORI Z
12 (32') 12	SZOLLOSI-ZACSIK S
13 (33') 12	BRATTSET DALE K
14 (34') 12	KRISTIANSEN V
14 (35') 13	BORDAS R
14 (36') 14	BORDAS R
15 (38') 14	HERREM C
15 (40') 15	HAFRA N
15 (40') 16	SCHATZL N
16 (41') 16	REISTAD H
16 (41') 17	BORDAS R
16 (42') 18	BORDAS R
17 (42') 18	BRATTSET DALE K
17 (43') 19	VAMOS P
18 (43') 19	BREDAL OFTEDAL S
19 (44') 19	MOERK N
20 (46') 19	JACOBSEN M
20 (48') 20	SZOLLOSI-ZACSIK S
20 (50') 21	SCHATZL N
21 (50') 21	REISTAD H
22 (52') 21	JACOBSEN M
23 (54') 21	SOLBERG ISAKSEN S
24 (55') 21	REISTAD H
25 (57') 21	MOERK N
25 (58') 22	LUKACS V
26 (59') 22	BRATTSET DALE K

Legend:							
%	Efficiency	2Min	2-Minute Suspensions	6m	6-metre Shots	7m	7-metre Shots
9m	9-metre Shots	BC	Blue Cards	BT	Breakthroughs	D	Direct Red Card
EG	Empty Goal	FB	Fast Breaks	G/S	Goals/Shots	No.	Uniform Number
RC	Red Cards	S/S	Saves/Shots	Wing	Wing Shots	X	Red Card After 3rd 2-Minute Suspension
YC	Yellow Cards						



Match Team Statistics

チームの試合統計 / Statistiques du match par équipe

Match 31

NOR 26 - 22 HUN

(12 - 10) (14 - 12)

Referees: BONAVENTURA C / BONAVENTURA J (FRA)

NOR - Norway

Players		Shots									Offence		Defence		Punishments			TP	
No.	Name	G/S	%	6m	Wing	9m	7m	FB	BT	EG	AS	TO	ST	BS	YC	2Min	RC		BC
2	REISTAD Henry	4/7	57	1/2	1/1	2/4					2	1	1						25:23
4	KRISTIANSEN Veronica	2/3	67			1/1		1/1	0/1		4	4							40:18
5	FRAFJORD Marit Malm													1					39:21
7	SKOGRAND Stine	1/3	33		1/3														40:44
9	MOERK Nora	3/5	60	1/1		1/2	1/2				8	3							35:24
10	BREDAL OFTEDAL Stine	3/5	60	1/1		1/2			1/2		2	5	2						44:32
12	SOLBERG Silje																		42:38
13	BRATTSET DALE Kari	7/8	88	4/4		0/1		3/3			1	2		1					57:55
16	LUNDE Katrine																		17:22
20	JACOBSEN Marit	3/3	100		3/3														13:35
23	HERREM Camilla	2/3	67		1/1			1/2					1						45:59
24	SOLBERG ISAKSEN Sanna	1/1	100		1/1														14:01
25	BREISTOEL Kristine																		
26	TOMAC Marta											1							2:48
Bench/Team																			
Totals		26/38	68	7/8	7/9	5/10	1/2	5/6	1/3		17	16	4	2					

Goalkeepers		Total Shots		6m Shots		Wing Shots		9m Shots		7m Shots		Fast Breaks		Breakthroughs	
No.	Name	S/S	%	S/S	%	S/S	%	S/S	%	S/S	%	S/S	%	S/S	%
12	SOLBERG Silje	7/26	27	1/10	10	3/3	100	3/10	30			0/3	0		
16	LUNDE Katrine	5/8	63	1/2	50	2/3	67	2/2	100	0/1	0				
Totals		12/34	35	2/12	17	5/6	83	5/12	42	0/1	0	0/3	0		

Team Shots	Goals	Saves	Missed	Post	Blocked	Total	%
6m Shots	7	1				8	88
Wing Shots	7	2				9	78
9m Shots	5	2		2	1	10	50
7m Shots	1	1			N/A	2	50
Fast Breaks	5			1		6	83
Breakthroughs	1		1	1		3	33
Empty Goal		N/A					
Totals	26	6	1	4	1	38	68

Number of Attacks: 53, Scoring Efficiency: 49%



Match Team Statistics

チームの試合統計 / Statistiques du match par équipe

Match 31

NOR 26 - 22 HUN
 (12 - 10) (14 - 12)

Referees: BONAVENTURA C / BONAVENTURA J (FRA)

NOR - Norway

Shots Distribution

Players

Goals / Shots

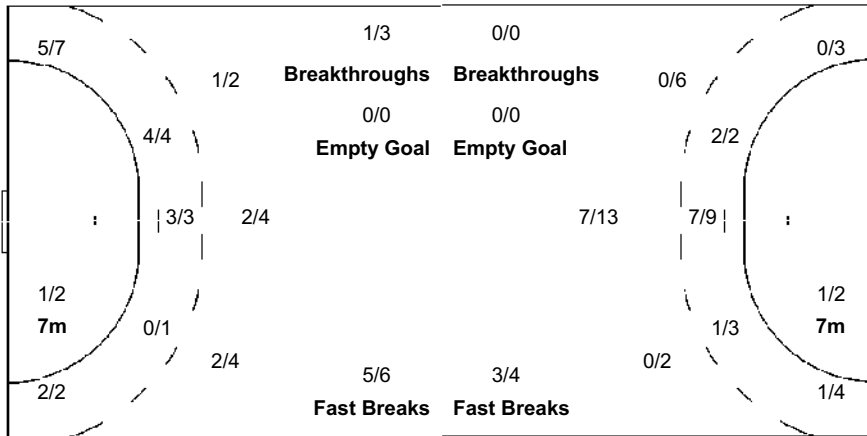
2 REISTAD H	4 KRISTIANSEN V	5 FRAFJORD MM	7 SKOGRAND S	9 MOERK N	10 BREDAL OFTEDAL S	12 SOLBERG S
0/1 0/1			0/1 0/1	2/2 0/1		
1/1 1/1 2/2	1/1 1/1		1/1	1/1	2/2 1/1	
1-Post	1-Missed			1-Blocked	2-Post	

13 BRATTSET DALE K	16 LUNDE K	20 JACOBSEN M	23 HERREM C	24 SOLBERG ISAKSEN S	25 BREISTOEL K	26 TOMAC M
1/1		2/2	1/1			
1/1			1/1			
2/3 3/3		1/1		1/1		
			1-Post			

Team Goals / Shots

5/5	1/1
2/3 0/1 0/3	
8/9 2/2 8/8	
1-Missed 4-Post 1-Blocked	

Offence



Defence

Goalkeepers Saves / Shots

2/5	1/1	1/6
3/4	1/1	2/3
0/5	1/3	1/6

12 SOLBERG S

1/4	1/1	0/5
2/3		2/3
0/4	1/2	0/4

16 LUNDE K

1/1		1/1
1/1	1/1	
0/1	0/1	1/2



Match Team Statistics

チームの試合統計 / Statistiques du match par équipe

Match 31

NOR 26 - 22 HUN

(12 - 10) (14 - 12)

Referees: BONAVENTURA C / BONAVENTURA J (FRA)

HUN - Hungary

Players		Shots									Offence		Defence		Punishments			TP		
No.	Name	G/S	%	6m	Wing	9m	7m	FB	BT	EG	AS	TO	ST	BS	YC	2Min	RC		BC	
2	SZOLLOSI-ZACSIK Szandra	5/12	42	1/1		2/9	1/1	1/1			1		2							47:19
6	SCHATZL Nadine	2/3	67	1/1	0/1			1/1					1							39:37
12	SZIKORA Melinda																			31:31
14	KISFALUDY Anett	2/2	100	2/2																22:33
16	BIRO Blanka																			26:13
19	MARTON Greta	0/2	0		0/2							1								20:05
38	VAMOS Petra	2/3	67			2/2	0/1					1								28:09
42	KLUJBER Katrin Gitta	1/2	50			0/1		1/1			1	1								5:05
45	HAFRA Noemi	1/6	17	1/3		0/3					4	5				1				40:00
58	BORDAS Reka	4/5	80	4/5							1									30:00
66	LUKACS Viktoria	1/5	20		1/4			0/1			1	1								60:00
76	HELEMBAI Fanny																			7:21
87	TOMORI Zsuzsanna	4/8	50	1/2		3/6					2	2	1	1		1				51:29
88	KISS Nikoletta																			10:38
	Bench/Team																			
Totals		22/48	46	10/14	1/7	7/21	1/2	3/4			10	11	4	1		2				

Goalkeepers		Total Shots		6m Shots		Wing Shots		9m Shots		7m Shots		Fast Breaks		Breakthroughs	
No.	Name	S/S	%	S/S	%	S/S	%	S/S	%	S/S	%	S/S	%	S/S	%
12	SZIKORA Melinda	4/17	24	1/5	20	1/5	20	2/3	67	0/1	0	0/2	0	0/1	0
16	BIRO Blanka	2/15	13	0/3	0	1/4	25	0/4	0	1/1	100	0/3	0		
Totals		6/32	19	1/8	13	2/9	22	2/7	29	1/2	50	0/5	0	0/1	0

Team Shots	Goals	Saves	Missed	Post	Blocked	Total	%
6m Shots	10	2		2		14	71
Wing Shots	1	5	1			7	14
9m Shots	7	5	6	1	2	21	33
7m Shots	1		1		N/A	2	50
Fast Breaks	3			1		4	75
Breakthroughs							
Empty Goal		N/A					
Totals	22	12	8	4	2	48	46

Number of Attacks: 53, Scoring Efficiency: 42%



Match Team Statistics

チームの試合統計 / Statistiques du match par équipe

Match 31

NOR 26 - 22 HUN
(12 - 10) (14 - 12)

Referees: BONAVENTURA C / BONAVENTURA J (FRA)

HUN - Hungary

Shots Distribution

Players

Goals / Shots

2 SZOLLOSI-ZACSIK S	6 SCHATZL N	12 SZIKORA M	14 KISFALUDY A	16 BIRO B	19 MARTON G	38 VAMOS P
1/2		1/1				1/1
0/1	0/1				0/1	0/1
1/1		2/2				
3-Missed 1-Post			1-Missed			

42 KLUJBER KG	45 HAFRA N	58 BORDAS R	66 LUKACS V	76 HELEMBAI F	87 TOMORI Z	88 KISS N
1/1					0/1	2/2
					1/2	
	1/1		1/1	0/1	0/1	
1-Missed	2-Missed	1-Blocked	1-Post	1-Missed 1-Post	1-Post	1-Blocked

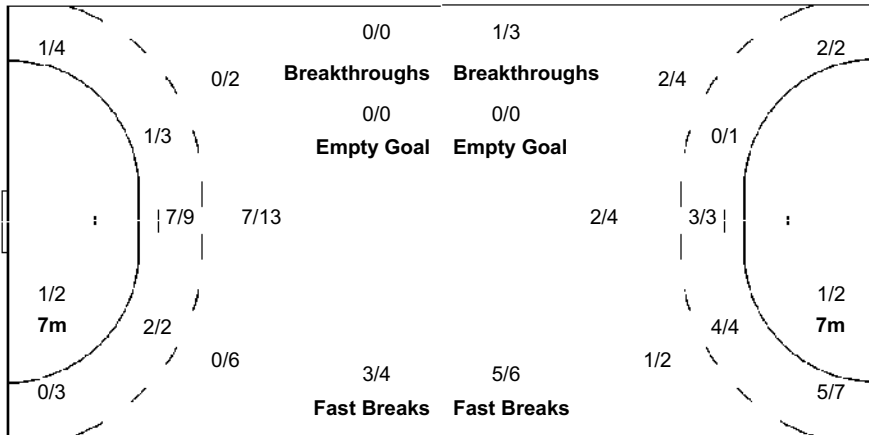
Team Goals / Shots

3/5	0/1	5/6
1/4	0/1	1/3
5/5	2/3	5/6
8-Missed	4-Post	2-Blocked

Offence

Defence

Goalkeepers Saves / Shots



0/5		0/1
1/3	1/1	3/3
1/9	0/2	0/8

12 SZIKORA M

0/4		0/1
	1/1	2/2
1/6	0/1	0/2

16 BIRO B

0/1		
1/3		1/1
0/3	0/1	0/6

Legend:			
%	Efficiency		
AS	Assists		
EG	Empty Goal		
RC	Red Cards		
Wing	Wing Shots		
2Min	2-Minute Suspensions	6m	6 metre Shots
BC	Blue Cards	BS	Blocked Shots
FB	Fast Breaks	G/S	Goals/Shots
S/S	Saves/Shots	ST	Steals
X	Red Card After 3rd 2-Minute Suspension	YC	Yellow Cards
7m	7-metre Shots	BT	Breakthroughs
9m	9-metre Shots	N/A	Not Applicable
D	Direct Red Card	TO	Turnover
No.	Uniform Number		
TP	Time Played		



Empty Goal Analysis

無人ゴール 分析 / Analyses des attaques avec but vide

Match 31

NOR 26 - 22 HUN

(12 - 10) (14 - 12)

Referees: BONAVENTURA C / BONAVENTURA J (FRA)

ATTACKS DURING OWN EMPTY GOAL SITUATION

Players on Court	Attacks		Goals		Saves		Missed		Blocked		Post		Turnovers		Scoring Efficiency -		Goals Against	
	NOR	HUN	NOR	HUN	NOR	HUN	NOR	HUN	NOR	HUN	NOR	HUN	NOR	HUN	NOR	%HUN	NOR	HUN
7 Against 6		2		1								1				50		
6 Against 6		2		0		2										0		
Others																		
Total:		4		1		2						1				25		

GOALS/ATTACKS DURING OWN EMPTY GOAL SITUATION - ANALYSIS OF OCCURRENCE (in 5 min intervals)

Players on Court	1st Half											
	0-5		5-10		10-15		15-20		20-25		25-30	
	NOR	HUN	NOR	HUN	NOR	HUN	NOR	HUN	NOR	HUN	NOR	HUN
7 Against 6												1/1
6 Against 6												0/1
Others												
Total:												1/2

Players on Court	2nd Half											
	30-35		35-40		40-45		45-50		50-55		55-60	
	NOR	HUN	NOR	HUN	NOR	HUN	NOR	HUN	NOR	HUN	NOR	HUN
7 Against 6								0/1				
6 Against 6						0/1						
Others												
Total:						0/1		0/1				

GOALS/ATTACKS DURING OWN EMPTY GOAL SITUATION - ANALYSIS BY DURATION

Team	<15 sec.	15-30 sec.	30-45 sec.	45-60 sec.	>60 sec.
NOR					
HUN		0/1	1/1	0/2	

SUBSTITUTION SUMMARY

Players	NOR	HUN
Goalkeeper <-> Goalkeeper	1	2
Court Player <-> Goalkeeper	0	8
Court Player <-> Court Player	125	71
Total:	126	81



Match Report

試合レポート / Compte rendu du match

Team A										Team B													
A										B													
FRA - France										NED - Netherlands													
played in										on										Match Number			
Tokyo										Yoyogi National Stadium										32			
in the hall										at										Spectators			
Yoyogi National Stadium										WED 4 AUG 2021										20:45			
Half-time (30')	A	B	End of playing time			A	B	1st overtime			A	B	2nd overtime			A	B	After penalty throws			A	B	
	19	11				32	22																
Number of 7m	A	Team time-out			Full name of players and officials										Team time-out			B	Number of 7m				
	4/4	1	2	3											1	2	3	4/4					
		18:41	52:29												6:22	9:43	46:16						
No.	Team A						G	YC	2'	RC	BC	No.	Team B						G	YC	2'	RC	BC
2	NOCANDY Meline						1					6	van der HEIJDEN Laura										
4	COATANEPA Pauline						3					7	BONT Debbie						2		2		
6	VALENTINI Chloe						1					8	ABBINGH Lois						1				
7	PINEAU Allison						3					10	SNELDER Danick						1		2		
8	LASSOURCE Coralie						4					12	van WETERING Bo						3				
10	ZAADI DEUNA Grace						3					17	GROOT Nycke						3				
12	LEYNAUD Amandine											18	DULFER Kelly										
15	NIAKATE Kalidiatou						1					19	FRERIKS Merel						3				
16	DARLEUX Cleopatre											20	SMITS Inger						2				
19	SERCIEN UGOLIN Oceane						3					24	SMEETS Martine										
20	FLIPPES Laura						6		1			26	MALESTEIN Angela						5				
24	EDWIGE Beatrice											30	DUIJNDAM Rinka										
26	FOPPA Pauletta						5					33	WESTER Tess										
27	NZE MINKO Estelle						2					48	HOUSHEER Dione						2				

Off.A	KRUMBHOLZ Olivier					Off.A	MAYONNADE Emmanuel				
Off.B	GARDILLOU Sebastien					Off.B	ANDRYUSHINA Ekaterina				
Off.C	CONORT Cindy					Off.C	van den BRINK Rinke				
Off.D	TERZI Pierre					Off.D	KLIJN Debbie				
Off.E	GILLET Pierre										

A	Signatures of responsables for the teams (Off.A)										B
Remarks of referees / IHF Official											

Referees	Signatures		Signatures	
	HANSEN Mads (DEN)		MADSEN Jesper (DEN)	
Technical Officials	Signatures		Signatures	
	TK: VARTANYAN Stella (RUS)		SK: VOJIC Arijana (BIH)	
IHF Official	Signatures			
	JENSEN Bjarne Munk (DEN)			

Note: Number of 7m scored/awarded to resp. B, goals (G), yellow cards (YC), red cards (RC), red card after 3rd 2' suspension (X), direct red card (D) and blue cards (BC).



Results

結果 / Résultats

FRA 32 - 22 NED

(19 - 11) (13 - 11)

Match 32

Referees: HANSEN M / MADSEN J (DEN)

FRA - France

Players		Shots									Punishments			
No.	Name	G/S	%	6m	Wing	9m	7m	FB	BT	EG	YC	2Min	RC	BC
2	NOCANDY Meline	1/2	50	1/1		0/1								
4	COATANEA Pauline	3/5	60	1/1	1/2			1/2						
6	VALENTINI Chloe	1/3	33	1/1	0/1			0/1						
7	PINEAU Allison	3/6	50			0/3	3/3							
8	LASSOURCE Coralie	4/4	100		1/1			3/3						
10	ZAADI DEUNA Grace	3/6	50	0/1		2/3	1/1		0/1					
12	LEYNAUD Amandine													
15	NIAKATE Kalidiatou	1/2	50			1/2								
16	DARLEUX Cleopatre													
19	SERCEN UGOLIN Oceane	3/6	50			2/5		1/1						
20	FLIPPES Laura	6/8	75	2/2	2/2				1/2	1/2			1	
24	EDWIGE Beatrice													
26	FOPPA Pauletta	5/7	71	5/7										
27	NZE MINKO Estelle	2/3	67	2/2		0/1								
Bench/Team														
Totals		32/52	62	12/15	4/6	5/15	4/4	5/7	1/3	1/2			1	

Goalkeepers		Saves							
No.	Name	S/S	%	6m	Wing	9m	7m	FB	BT
12	LEYNAUD Amandine	22/43	51	6/14	4/7	12/17	0/3	0/2	
16	DARLEUX Cleopatre	0/1	0				0/1		
Totals		22/44	50	6/14	4/7	12/17	0/4	0/2	

NED - Netherlands

Players		Shots									Punishments			
No.	Name	G/S	%	6m	Wing	9m	7m	FB	BT	EG	YC	2Min	RC	BC
6	van der HEIJDEN Laura	0/4	0	0/2	0/1	0/1								
7	BONT Debbie	2/3	67	0/1	2/2								2	
8	ABBINGH Lois	1/4	25	1/2		0/2							2	
10	SNELDER Danick	1/1	100	1/1										
12	van WETERING Bo	3/3	100	1/1	1/1			1/1						
17	GROOT Nycke	3/7	43	2/2		1/5								
18	DULFER Kelly	0/3	0	0/1		0/2								
19	FRERIKS Merel	3/4	75	3/4										
20	SMITS Inger	2/9	22	0/1		2/8								
24	SMEETS Martine	0/1	0		0/1									
26	MALESTEIN Angela	5/7	71		0/2		4/4	1/1						
30	DUIJNDAM Rinka													
33	WESTER Tess													
48	HOUSHEER Dione	2/5	40	0/1		2/4								
Bench/Team														
Totals		22/51	43	8/16	3/7	5/22	4/4	2/2					4	

Goalkeepers		Saves							
No.	Name	S/S	%	6m	Wing	9m	7m	FB	BT
30	DUIJNDAM Rinka	9/26	35	2/10	2/5	3/6	0/2	2/3	
33	WESTER Tess	4/18	22	1/5	0/1	2/4	0/2	0/4	1/2
EG		1							
Totals		13/45	29	3/15	2/6	5/10	0/4	2/7	1/2

RUNNING SCORE

FRA - NED	
1st Half	
NZE MINKO E	1 (1') 0
FLIPPES L	2 (2') 0
	2 (2') 1 SMITS I
	2 (3') 2 HOUSHEER D
FLIPPES L	3 (4') 2
LASSOURCE C	4 (4') 2
COATANEA P	5 (5') 2
	5 (5') 3 ABBINGH L
FLIPPES L	6 (6') 3
LASSOURCE C	7 (7') 3
PINEAU A	8 (8') 3
FLIPPES L	9 (8') 3
LASSOURCE C	10 (10') 3
ZAADI DEUNA G	11 (11') 3
COATANEA P	12 (12') 3
	12 (13') 4 MALESTEIN A
SERCEN UGOLIN O	13 (15') 4
SERCEN UGOLIN O	14 (16') 4
	14 (17') 5 SMITS I
	14 (18') 6 GROOT N
	14 (20') 7 MALESTEIN A
PINEAU A	15 (21') 7
ZAADI DEUNA G	16 (23') 7
	16 (23') 8 GROOT N
	16 (25') 9 SNELDER D
	16 (25') 10 van WETERING B
	16 (26') 11 van WETERING B
VALENTINI C	17 (29') 11
NOCANDY M	18 (29') 11
ZAADI DEUNA G	19 (30') 11
2nd Half	
	19 (31') 12 MALESTEIN A
LASSOURCE C	20 (32') 12
	20 (32') 13 HOUSHEER D
NZE MINKO E	21 (33') 13
	21 (33') 14 FRERIKS M
	21 (34') 15 van WETERING B
FOPPA P	22 (36') 15
	22 (37') 16 MALESTEIN A
FOPPA P	23 (38') 16
	23 (39') 17 FRERIKS M
NIAKATE K	24 (42') 17
	24 (42') 18 FRERIKS M
FOPPA P	25 (43') 18
FLIPPES L	26 (45') 18
FOPPA P	27 (45') 18
	27 (46') 19 BONT D
FOPPA P	28 (47') 19
FLIPPES L	29 (49') 19
	29 (54') 20 BONT D
COATANEA P	30 (55') 20
	30 (56') 21 GROOT N
	30 (58') 22 MALESTEIN A
PINEAU A	31 (59') 22
SERCEN UGOLIN O	32 (60') 22

Legend:							
%	Efficiency	2Min	2-Minute Suspensions	6m	6-metre Shots	7m	7-metre Shots
9m	9-metre Shots	BC	Blue Cards	BT	Breakthroughs	D	Direct Red Card
EG	Empty Goal	FB	Fast Breaks	G/S	Goals/Shots	No.	Uniform Number
RC	Red Cards	S/S	Saves/Shots	Wing	Wing Shots	X	Red Card After 3rd 2-Minute Suspension
YC	Yellow Cards						



Match Team Statistics

チームの試合統計 / Statistiques du match par équipe

Match 32

FRA 32 - 22 NED

(19 - 11) (13 - 11)

Referees: HANSEN M / MADSEN J (DEN)

FRA - France

Players		Shots									Offence		Defence		Punishments			TP	
No.	Name	G/S	%	6m	Wing	9m	7m	FB	BT	EG	AS	TO	ST	BS	YC	2Min	RC		BC
2	NOCANDY Meline	1/2	50	1/1		0/1					1	2							20:20
4	COATANEA Pauline	3/5	60	1/1	1/2			1/2			2								42:10
6	VALENTINI Chloe	1/3	33	1/1	0/1			0/1											23:03
7	PINEAU Allison	3/6	50			0/3	3/3				1	1	2	2					21:37
8	LASSOURCE Coralie	4/4	100		1/1			3/3				1	2						36:07
10	ZAADI DEUNA Grace	3/6	50	0/1		2/3	1/1		0/1		3	5	3						38:20
12	LEYNAUD Amandine										3								58:58
15	NIAKATE Kalidiatou	1/2	50			1/2					1								10:40
16	DARLEUX Cleopatre																		0:13
19	SERCEN UGOLIN Oceane	3/6	50			2/5		1/1			1	2							26:35
20	FLIPPES Laura	6/8	75	2/2	2/2				1/2	1/2	2		1				1		41:28
24	EDWIGE Beatrice													1					27:46
26	FOPPA Pauletta	5/7	71	5/7								2							32:14
27	NZE MINKO Estelle	2/3	67	2/2		0/1					5	1							40:29
Bench/Team																			
Totals		32/52	62	12/15	4/6	5/15	4/4	5/7	1/3	1/2	19	14	8	3			1		

Goalkeepers		Total Shots		6m Shots		Wing Shots		9m Shots		7m Shots		Fast Breaks		Breakthroughs	
No.	Name	S/S	%	S/S	%	S/S	%	S/S	%	S/S	%	S/S	%	S/S	%
12	LEYNAUD Amandine	22/43	51	6/14	43	4/7	57	12/17	71	0/3	0	0/2	0		
16	DARLEUX Cleopatre	0/1	0							0/1	0				
Totals		22/44	50	6/14	43	4/7	57	12/17	71	0/4	0	0/2	0		

Team Shots	Goals	Saves	Missed	Post	Blocked	Total	%
6m Shots	12	3				15	80
Wing Shots	4	2				6	67
9m Shots	5	5	2	1	2	15	33
7m Shots	4				N/A	4	100
Fast Breaks	5	2				7	71
Breakthroughs	1	1	1			3	33
Empty Goal	1	N/A	1			2	50
Totals	32	13	4	1	2	52	62

Number of Attacks: 65, Scoring Efficiency: 49%



Match Team Statistics

チームの試合統計 / Statistiques du match par équipe

Match 32

FRA 32 - 22 NED
(19 - 11) (13 - 11)

Referees: HANSEN M / MADSEN J (DEN)

FRA - France

Shots Distribution

Players

Goals / Shots


2 NOCANDY M	4 COATANEA P	6 VALENTINI C	7 PINEAU A	8 LASSOURCE C	10 ZAADI DEUNA G	12 LEYNAUD A
	1/1 0/1 0/1					1/1
	1/1	1/1 0/1		1/1 2/2	1/2	
1/1		0/1	1/1 1/2 1/1	1/1	1/1	
1-Blocked			1-Missed 1-Post		2-Missed	

15 NIAKATE K	16 DARLEUX C	19 SERCIEN UGOLIN O	20 FLIPPES L	24 EDWIGE B	26 FOPPA P	27 NZE MINKO E
		1/1			1/1	1/1
		0/1	1/1 1/2 2/2		0/1 1/1	
1/1		1/2 1/1 0/1	1/1		1/1 2/3	1/2
1-Blocked			1-Missed			

Team Goals / Shots

3/3	1/2	1/2
5/7	1/2	6/8
6/8	2/3	7/10
4-Missed	1-Post	2-Blocked

Offence



Defence

Goalkeepers Saves / Shots

0/3	1/4	0/1
3/5	4/4	4/7
3/6	3/5	4/9

12 LEYNAUD A		
0/3	1/3	0/1
3/5	4/4	4/7
3/6	3/5	4/9

16 DARLEUX C		
	0/1	



Match Team Statistics

チームの試合統計 / Statistiques du match par équipe

Match 32

FRA 32 - 22 NED

(19 - 11) (13 - 11)

Referees: HANSEN M / MADSEN J (DEN)

NED - Netherlands

Players		Shots									Offence		Defence		Punishments			TP	
No.	Name	G/S	%	6m	Wing	9m	7m	FB	BT	EG	AS	TO	ST	BS	YC	2Min	RC		BC
6	van der HEIJDEN Laura	0/4	0	0/2	0/1	0/1					1	1							25:15
7	BONT Debbie	2/3	67	0/1	2/2											2			28:51
8	ABBINGH Lois	1/4	25	1/2		0/2													5:35
10	SNELDER Danick	1/1	100	1/1												2			42:03
12	van WETERING Bo	3/3	100	1/1	1/1			1/1					2						33:43
17	GROOT Nycke	3/7	43	2/2		1/5					5	6	1						56:03
18	DULFER Kelly	0/3	0	0/1		0/2					3	1		1					36:19
19	FRERIKS Merel	3/4	75	3/4							1	1		1					21:02
20	SMITS Inger	2/9	22	0/1		2/8					1	1							34:41
24	SMEETS Martine	0/1	0		0/1														25:59
26	MALESTEIN Angela	5/7	71		0/2		4/4	1/1				2	2						34:40
30	DUIJNDAM Rinka											2							38:03
33	WESTER Tess																		17:47
48	HOUSHEER Dione	2/5	40	0/1		2/4					2	3							19:59
Bench/Team																			
Totals		22/51	43	8/16	3/7	5/22	4/4	2/2			13	17	5	2		4			

Goalkeepers		Total Shots		6m Shots		Wing Shots		9m Shots		7m Shots		Fast Breaks		Breakthroughs	
No.	Name	S/S	%	S/S	%	S/S	%	S/S	%	S/S	%	S/S	%	S/S	%
30	DUIJNDAM Rinka	9/26	35	2/10	20	2/5	40	3/6	50	0/2	0	2/3	67		
33	WESTER Tess	4/18	22	1/5	20	0/1	0	2/4	50	0/2	0	0/4	0	1/2	50
EG		1													
Totals		13/45	29	3/15	20	2/6	33	5/10	50	0/4	0	2/7	29	1/2	50

Team Shots	Goals	Saves	Missed	Post	Blocked	Total	%
6m Shots	8	6		2		16	50
Wing Shots	3	4				7	43
9m Shots	5	12		2	3	22	23
7m Shots	4				N/A	4	100
Fast Breaks	2					2	100
Breakthroughs							
Empty Goal		N/A					
Totals	22	22		4	3	51	43

Number of Attacks: 65, Scoring Efficiency: 34%



Match Team Statistics

チームの試合統計 / Statistiques du match par équipe

Match 32

FRA 32 - 22 NED
 (19 - 11) (13 - 11)

Referees: HANSEN M / MADSEN J (DEN)

NED - Netherlands

Shots Distribution

Players

Goals / Shots

6 van der HEIJDEN L			7 BONT D			8 ABBINGH L			10 SNELDER D			12 van WETERING B			17 GROOT N			18 DULFER K		
0/1	0/1	0/1		1/1		0/1								1/1	1/1				0/1	
		0/1			1/1	0/1		1/1			1/1	1/1		1/1	1/2		0/1			0/2
1-Blocked									2-Blocked											

19 FRERIKS M			20 SMITS I			24 SMEETS M			26 MALESTEIN A			30 DUIJNDAM R			33 WESTER T			48 HOUSHEER D		
1/1		1/1	1/1							2/3								1/1		
1/1			0/1	0/1	1/2				1/1											0/2
1/1			0/1				0/1			2/3									0/1	1/1
1-Post			3-Post																	

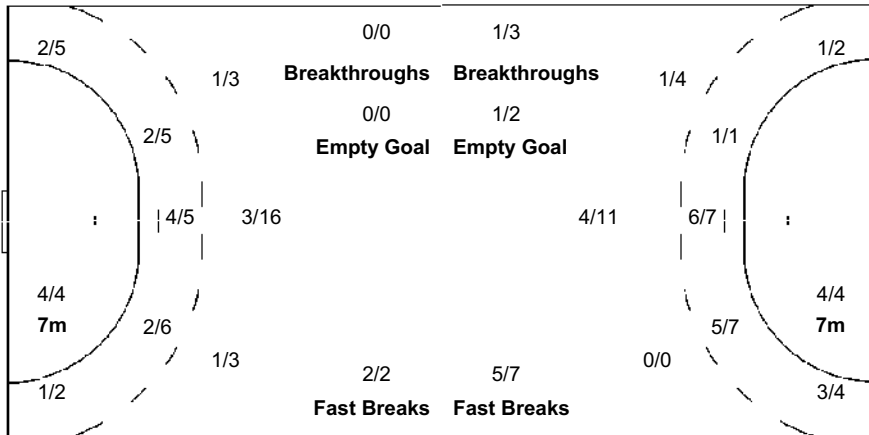
Team Goals / Shots

3/3	3/4	1/1
2/5	0/4	3/7
3/6	2/5	5/9
4-Post		3-Blocked

Offence

Defence

Goalkeepers Saves / Shots



0/3	1/2	1/2
2/7	1/2	2/8
2/8	1/3	3/10

30 DUIJNDAM R

0/1	1/2	1/2
2/3		1/2
1/5	1/2	2/9

33 WESTER T

0/2		
0/4	1/1	1/6
1/3	0/1	1/1

Legend:		
%	Efficiency	2Min 2-Minute Suspensions
AS	Assists	6m 6 metre Shots
EG	Empty Goal	BS Blocked Shots
RC	Red Cards	FB Fast Breaks
Wing	Wing Shots	G/S Goals/Shots
		S/S Saves/Shots
		ST Steals
		XC Red Card After 3rd 2-Minute Suspension
		YC Yellow Cards
		7m 7-metre Shots
		BT Breakthroughs
		N/A Not Applicable
		TO Turnover
		9m 9-metre Shots
		D Direct Red Card
		No. Uniform Number
		TP Time Played



Empty Goal Analysis

無人ゴール 分析 / Analyses des attaques avec but vide

Match 32

FRA 32 - 22 NED

(19 - 11) (13 - 11)

Referees: HANSEN M / MADSEN J (DEN)

ATTACKS DURING OWN EMPTY GOAL SITUATION

Players on Court	Attacks		Goals		Saves		Missed		Blocked		Post		Turnovers		Scoring Efficiency -		Goals Against	
	FRA	NED	FRA	NED	FRA	NED	FRA	NED	FRA	NED	FRA	NED	FRA	NED	FRA	%NED	FRA	NED
7 Against 6		1		0		1										0		
6 Against 6		5		1		1				1				2		20		1
Others	1	1	1	0									1	100		0		
Total:	1	7	1	1		2				1			3	100	14			1

GOALS/ATTACKS DURING OWN EMPTY GOAL SITUATION - ANALYSIS OF OCCURRENCE (in 5 min intervals)

Players on Court	1st Half											
	0-5		5-10		10-15		15-20		20-25		25-30	
	FRA	NED	FRA	NED	FRA	NED	FRA	NED	FRA	NED	FRA	NED
7 Against 6												
6 Against 6				0/3								
Others												
Total:				0/3								

Players on Court	2nd Half											
	30-35		35-40		40-45		45-50		50-55		55-60	
	FRA	NED	FRA	NED	FRA	NED	FRA	NED	FRA	NED	FRA	NED
7 Against 6										0/1		
6 Against 6		1/1								0/1		
Others			1/1	0/1								
Total:		1/1	1/1	0/1						0/2		

GOALS/ATTACKS DURING OWN EMPTY GOAL SITUATION - ANALYSIS BY DURATION

Team	<15 sec.	15-30 sec.	30-45 sec.	45-60 sec.	>60 sec.
FRA				1/1	
NED		1/4	0/3		

SUBSTITUTION SUMMARY

Players	FRA	NED
Goalkeeper <-> Goalkeeper	2	2
Court Player <-> Goalkeeper	2	17
Court Player <-> Court Player	88	70
Total:	92	89



Match Report

試合レポート / Compte rendu du match

Team A										Team B																											
A										B																											
MNE - Montenegro										ROC - ROC																											
played in					in the hall					on					at					Spectators		Match Number															
Tokyo					Yoyogi National Stadium					WED 4 AUG 2021					09:30							33															
Half-time (30')		A		B		End of playing time		A		B		1st overtime		A		B		2nd overtime		A		B		After penalty throws		A		B									
		15		17				26		32																											
Number of 7m		A		Team time-out						Full name of players and officials										Team time-out						B		Number of 7m									
5/6		1		3:49		2		45:31		3		56:25												1		19:32		2		49:55		3		2/2			
No.	Team A						G	YC	2'	RC	BC	No.	Team B						G	YC	2'	RC	BC														
1	RAJCIC Marina						1					1	SEDOYKINA Anna											1													
4	RADICEVIC Jovanka						10					2	KUZNETSOVA Polina						5																		
9	JAUKOVIC Durdina						8		1			3	GORSHKOVA Polina											1													
10	PLETIKOSIC Matea											7	DMITRIEVA Daria						4					1													
13	MUGOSA Dijana											8	SEN Anna						1					2													
15	KLIKOVAC Andrea											13	VYAKHIREVA Anna						8																		
16	NENEZIC Ljubica											14	VEDEKHINA Polina						3					1													
34	BRNOVIC Tatjana						2	1				17	BOBROVNIKOVA Vladlena						4																		
55	PAVICEVIC Ivona											19	MAKEEVA Kseniia						3																		
66	RAMUSOVIC Ema											25	FOMINA Olga											1													
77	MEHMEDOVIC Majda						1					33	ILINA Ekaterina						2																		
80	DESPOTOVIC Jelena											36	MANAGAROVA Iuliia						2																		
96	GRBIC Itana						4					39	SKOROBOGATCHENKO Antonina																								
97	VUKCEVIC Nikolina											88	KALININA Viktoriia																								

Off.A	SAVIC Maja	1				Off.A	ALEKSEEV Alexey				
Off.B	POPOVIC Bojana					Off.B	AKOPIAN Olga				
Off.C	RISTOVIC Novak					Off.C	HLAVATY Tomas				
Off.D	DAMJANOVIC Andrija					Off.D	DOLGACHEV Vladislav				
Off.F	DELIC Danica					Off.F	BODNIEVA Liudmila				

A	Signatures of responsables for the teams (Off.A)		B
Remarks of referees / IHF Official			

Referees	Signatures		Signatures	
	KURTAGIC Mirza (SWE)		WETTERWIK Mattias (SWE)	
Technical Officials	Signatures		Signatures	
	TK: HAGEN Monika (SWE)		SK: MARIC Branka (SRB)	
IHF Official	Signatures		Signatures	
	SOEDAL Per Morten (NOR)			

Note: Number of 7m scored/awarded to resp. B, goals (G), yellow cards (YC), red cards (RC), red card after 3rd 2' suspension (X), direct red card (D) and blue cards (BC).



Results

結果 / Résultats

MNE 26 - 32 ROC

(15 - 17) (11 - 15)

Match 33

Referees: KURTAGIC M / WETTERWIK M (SWE)

MNE - Montenegro

Players		Shots									Punishments			
No.	Name	G/S	%	6m	Wing	9m	7m	FB	BT	EG	YC	2Min	RC	BC
1	RAJCIC Marina	1/1	100							1/1				
4	RADICEVIC Jovanka	10/13	77		6/7		3/4			1/2				
9	JAUKOVIC Durdina	8/12	67	2/4		2/4	2/2		1/1	1/1		1		
10	PLETIKOSIC Matea													
13	MUGOSA Dijana	0/2	0		0/1			0/1						
15	KLIKOVAC Andrea													
16	NENEZIC Ljubica													
34	BRNOVIC Tatjana	2/3	67	2/3								1		
55	PAVICEVIC Ivona													
66	RAMUSOVIC Ema	0/2	0	0/2										
77	MEHMEDOVIC Majda	1/4	25		1/4									
80	DESPOTOVIC Jelena	0/5	0	0/2	0/2	0/1								
96	GRBIC Itana	4/8	50	1/4		1/2			2/2					
97	VUKCEVIC Nikolina													
Bench/Team												1		
Totals		26/50	52	5/15	7/14	3/7	5/6	0/1	3/3	3/4		2	1	

Goalkeepers		Saves							
No.	Name	S/S	%	6m	Wing	9m	7m	FB	BT
1	RAJCIC Marina	7/28	25	0/6	1/4	3/5		1/8	2/5
16	NENEZIC Ljubica	1/12	8	0/1	0/1	1/5	0/2		0/3
Totals		8/40	20	0/7	1/5	4/10	0/2	1/8	2/8

ROC - ROC

Players		Shots									Punishments			
No.	Name	G/S	%	6m	Wing	9m	7m	FB	BT	EG	YC	2Min	RC	BC
1	SEDOYKINA Anna											1		
2	KUZNETSOVA Polina	5/6	83		3/4			1/1	1/1					
3	GORSKOVA Polina											1		
7	DMITRIEVA Daria	4/6	67	2/2		1/3		1/1				1		
8	SEN Anna	1/2	50			0/1		1/1				2		
13	VYAKHIREVA Anna	8/11	73	2/2		2/4		1/1	3/4					
14	VEDEKHINA Polina	3/5	60			2/3			1/2			1		
17	BOBROVNIKOVA Vladlena	4/5	80	1/1		1/2		1/1	1/1					
19	MAKEEVA Kseniia	3/3	100	2/2				1/1						
25	FOMINA Olga	0/2	0			0/1		0/1				1		
33	ILINA Ekaterina	2/3	67			0/1	2/2							
36	MANAGAROVA Iuliia	2/3	67		1/2			1/1						
39	SKOROBOGATCHENKO Antonina	0/1	0			0/1								
88	KALININA Viktoriia													
Bench/Team														
Totals		32/47	68	7/7	4/6	6/16	2/2	7/8	6/8			7		

Goalkeepers		Saves							
No.	Name	S/S	%	6m	Wing	9m	7m	FB	BT
1	SEDOYKINA Anna	13/34	38	4/9	6/12	1/4	1/5	1/1	0/3
88	KALININA Viktoriia	0/2	0		0/1		0/1		
EG		3							
Totals		13/39	33	4/9	6/13	1/4	1/6	1/1	0/3

RUNNING SCORE

MNE - ROC	
1st Half	
0 (1') 1	VYAKHIREVA A
0 (2') 2	DMITRIEVA D
0 (3') 3	MANAGAROVA I
0 (4') 4	VYAKHIREVA A
1 (5') 4	RADICEVIC J
1 (5') 5	KUZNETSOVA P
1 (6') 6	BOBROVNIKOVA V
1 (7') 7	KUZNETSOVA P
2 (8') 7	JAUKOVIC D
2 (8') 8	ILINA E
3 (9') 8	GRBIC I
4 (10') 8	RADICEVIC J
4 (11') 9	VEDEKHINA P
5 (11') 9	BRNOVIC T
5 (12') 10	DMITRIEVA D
5 (15') 11	VYAKHIREVA A
5 (16') 12	KUZNETSOVA P
6 (17') 12	RADICEVIC J
6 (17') 13	VYAKHIREVA A
7 (18') 13	JAUKOVIC D
7 (19') 14	VYAKHIREVA A
8 (19') 14	RADICEVIC J
9 (20') 14	JAUKOVIC D
9 (21') 15	VEDEKHINA P
10 (23') 15	JAUKOVIC D
10 (24') 16	VYAKHIREVA A
11 (25') 17	VEDEKHINA P
12 (25') 17	JAUKOVIC D
13 (26') 17	RADICEVIC J
14 (29') 17	RAJCIC M
15 (30') 17	MEHMEDOVIC M
2nd Half	
15 (32') 18	ILINA E
16 (35') 18	JAUKOVIC D
16 (35') 19	BOBROVNIKOVA V
17 (37') 19	JAUKOVIC D
17 (37') 20	DMITRIEVA D
18 (38') 20	GRBIC I
18 (39') 21	VYAKHIREVA A
19 (40') 21	BRNOVIC T
19 (41') 22	MAKEEVA K
20 (41') 22	GRBIC I
20 (43') 23	DMITRIEVA D
20 (44') 24	KUZNETSOVA P
21 (44') 24	RADICEVIC J
21 (45') 25	MAKEEVA K
22 (45') 25	GRBIC I
22 (45') 26	MANAGAROVA I
22 (46') 27	MAKEEVA K
22 (47') 28	BOBROVNIKOVA V
23 (50') 28	RADICEVIC J
24 (51') 28	JAUKOVIC D
24 (52') 29	VYAKHIREVA A
24 (57') 30	KUZNETSOVA P
25 (57') 30	RADICEVIC J
26 (58') 30	RADICEVIC J
26 (59') 31	BOBROVNIKOVA V
26 (60') 32	SEN A

Legend:							
%	Efficiency	2Min	2-Minute Suspensions	6m	6-metre Shots	7m	7-metre Shots
9m	9-metre Shots	BC	Blue Cards	BT	Breakthroughs	D	Direct Red Card
EG	Empty Goal	FB	Fast Breaks	G/S	Goals/Shots	No.	Uniform Number
RC	Red Cards	S/S	Saves/Shots	Wing	Wing Shots	X	Red Card After 3rd 2-Minute Suspension
YC	Yellow Cards						



Match Team Statistics

チームの試合統計 / Statistiques du match par équipe

Match 33

MNE 26 - 32 ROC

(15 - 17) (11 - 15)

Referees: KURTAGIC M / WETTERWIK M (SWE)

MNE - Montenegro

Players		Shots									Offence		Defence		Punishments			TP	
No.	Name	G/S	%	6m	Wing	9m	7m	FB	BT	EG	AS	TO	ST	BS	YC	2Min	RC		BC
1	RAJCIC Marina	1/1	100							1/1									41:51
4	RADICEVIC Jovanka	10/13	77		6/7		3/4			1/2	1		1						57:34
9	JAUKOVIC Durdina	8/12	67	2/4		2/4	2/2		1/1	1/1	5	2		1		1			57:37
10	PLETIKOSIC Matea																		
13	MUGOSA Dijana	0/2	0		0/1			0/1				1							15:14
15	KLIKOVAC Andrea											1							9:58
16	NENEZIC Ljubica																		42:59
34	BRNOVIC Tatjana	2/3	67	2/3							1	4		1	1				22:01
55	PAVICEVIC Ivona																		
66	RAMUSOVIC Ema	0/2	0	0/2							1								33:02
77	MEHMEDOVIC Majda	1/4	25		1/4						2	1	1						54:46
80	DESPOTOVIC Jelena	0/5	0	0/2	0/2	0/1					2								53:16
96	GRBIC Itana	4/8	50	1/4		1/2			2/2		2	2							24:44
97	VUKCEVIC Nikolina																		6:58
Bench/Team																1			
Totals		26/50	52	5/15	7/14	3/7	5/6	0/1	3/3	3/4	14	11	2	2	2	1			

Goalkeepers		Total Shots		6m Shots		Wing Shots		9m Shots		7m Shots		Fast Breaks		Breakthroughs	
No.	Name	S/S	%	S/S	%	S/S	%	S/S	%	S/S	%	S/S	%	S/S	%
1	RAJCIC Marina	7/28	25	0/6	0	1/4	25	3/5	60			1/8	13	2/5	40
16	NENEZIC Ljubica	1/12	8	0/1	0	0/1	0	1/5	20	0/2	0			0/3	0
Totals		8/40	20	0/7	0	1/5	20	4/10	40	0/2	0	1/8	13	2/8	25

Team Shots	Goals	Saves	Missed	Post	Blocked	Total	%
6m Shots	5	4	3	3		15	33
Wing Shots	7	6		1		14	50
9m Shots	3	1			3	7	43
7m Shots	5	1			N/A	6	83
Fast Breaks		1				1	0
Breakthroughs	3					3	100
Empty Goal	3	N/A			1	4	75
Totals	26	13	3	4	4	50	52

Number of Attacks: 56, Scoring Efficiency: 46%



Match Team Statistics

チームの試合統計 / Statistiques du match par équipe

Match 33

MNE 26 - 32 ROC
 (15 - 17) (11 - 15)

Referees: KURTAGIC M / WETTERWIK M (SWE)

MNE - Montenegro

Shots Distribution

Players

Goals / Shots

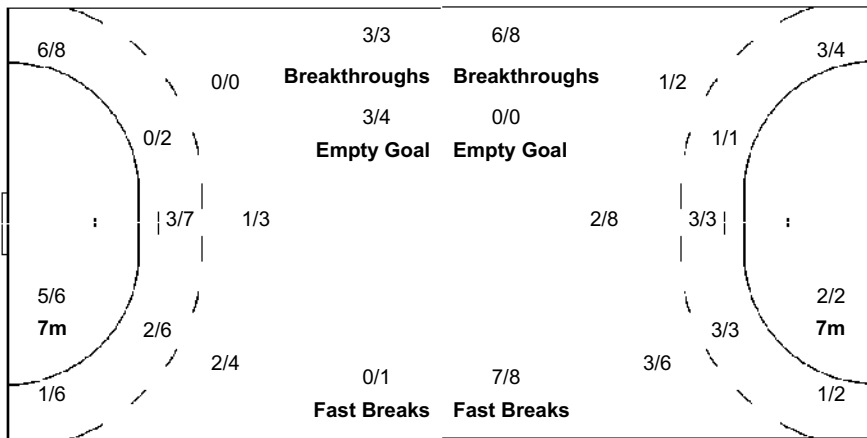
1 RAJCIC M	4 RADICEVIC J	9 JAUKOVIC D	10 PLETIKOSIC M	13 MUGOSA D	15 KLIKOVAC A	16 NENEZIC L
1/1	3/4	1/1				
	2/2	0/2				
	1/1	2/2		0/1		
	1/2	2/2		0/1		
	1/1	1/1				
		1-Blocked				
		1-Blocked				

34 BRNOVIC T	55 PAVICEVIC I	66 RAMUSOVIC E	77 MEHMEDOVIC M	80 DESPOTOVIC J	96 GRBIC I	97 VUKCEVIC N
1/1			1/1	0/2	1/2	
1/1			0/1			
		0/1			2/2	
			0/1		1/1	
1-Missed		1-Missed	1-Post	1-Missed 1-Post	2-Post	1-Blocked

Team Goals / Shots

2/3	3/5	2/2
4/5	0/2	4/7
5/5	3/6	3/4
3-Missed	4-Post	4-Blocked

Offence



Goalkeepers Saves / Shots

0/4	2/2	0/7
1/7		2/6
0/4	2/3	1/7

1 RAJCIC M

0/3	2/2	0/4
1/6		2/5
0/3	1/1	1/4

16 NENEZIC L

0/1		0/3
0/1		0/1
0/1	1/2	0/3



Match Team Statistics

チームの試合統計 / Statistiques du match par équipe

Match 33

MNE 26 - 32 ROC

(15 - 17) (11 - 15)

Referees: KURTAGIC M / WETTERWIK M (SWE)

ROC - ROC

Players		Shots									Offence		Defence		Punishments			TP	
No.	Name	G/S	%	6m	Wing	9m	7m	FB	BT	EG	AS	TO	ST	BS	YC	2Min	RC		BC
1	SEDOYKINA Anna															1			54:09
2	KUZNETSOVA Polina	5/6	83		3/4			1/1	1/1			1	2						52:30
3	GORSHKOVA Polina															1			8:02
7	DMITRIEVA Daria	4/6	67	2/2		1/3		1/1			3			1		1			45:23
8	SEN Anna	1/2	50			0/1		1/1								2			20:13
13	VYAKHIREVA Anna	8/11	73	2/2		2/4		1/1	3/4		6	4	2						45:21
14	VEDEKHINA Polina	3/5	60			2/3			1/2		1	1				1			23:05
17	BOBROVNIKOVA Vladlena	4/5	80	1/1		1/2		1/1	1/1		3	2							37:27
19	MAKEEVA Kseniia	3/3	100	2/2				1/1			1	1		2					45:03
25	FOMINA Olga	0/2	0			0/1		0/1				1	1	1		1			26:11
33	ILINA Ekaterina	2/3	67			0/1	2/2					1							21:05
36	MANAGAROVA Iuliia	2/3	67		1/2			1/1			1								35:11
39	SKOROBOGATCHENKO Antonina	0/1	0			0/1													5:36
88	KALININA Viktoriia																		0:44
Bench/Team																			
Totals		32/47	68	7/7	4/6	6/16	2/2	7/8	6/8		15	11	4	4		7			

Goalkeepers		Total Shots		6m Shots		Wing Shots		9m Shots		7m Shots		Fast Breaks		Breakthroughs	
No.	Name	S/S	%	S/S	%	S/S	%	S/S	%	S/S	%	S/S	%	S/S	%
1	SEDOYKINA Anna	13/34	38	4/9	44	6/12	50	1/4	25	1/5	20	1/1	100	0/3	0
88	KALININA Viktoriia	0/2	0			0/1	0			0/1	0				
EG		3													
Totals		13/39	33	4/9	44	6/13	46	1/4	25	1/6	17	1/1	100	0/3	0

Team Shots	Goals	Saves	Missed	Post	Blocked	Total	%
6m Shots	7					7	100
Wing Shots	4	1		1		6	67
9m Shots	6	4	4		2	16	38
7m Shots	2				N/A	2	100
Fast Breaks	7	1				8	88
Breakthroughs	6	2				8	75
Empty Goal		N/A					
Totals	32	8	4	1	2	47	68

Number of Attacks: 57, Scoring Efficiency: 56%



Match Team Statistics

チームの試合統計 / Statistiques du match par équipe

Match 33

MNE 26 - 32 ROC
(15 - 17) (11 - 15)

Referees: KURTAGIC M / WETTERWIK M (SWE)

ROC - ROC

Shots Distribution

Players

Goals / Shots

1 SEDOYKINA A	2 KUZNETSOVA P	3 GORSHKOVA P	7 DMITRIEVA D	8 SEN A	13 VYAKHIREVA A	14 VEDEKHINA P
	2/2	0/1	1/1			
	1/1					
		1/1				
			1-Missed	1-Missed	1-Blocked	1-Missed


17 BOBROVNIKOVA V	19 MAKEEVA K	25 FOMINA O	33 ILINA E	36 MANAGAROVA I	39 SKOROBOGATCHENKO A	88 KALININA V
1/1	1/1		1/1	2/2		
1/1		0/1				
1/1	1/1	0/1	1/1	1-Post	0/1	
1-Blocked			1-Missed			

Team Goals / Shots

4/4	0/2	7/7
6/7		4/6
4/4	1/3	6/7
4-Missed	1-Post	2-Blocked

Offence

Defence



Goalkeepers Saves / Shots

1/3	2/5	0/2
1/5	2/2	3/7
0/5	3/6	1/4

1 SEDOYKINA A

1/3	2/4	0/1
1/5	2/2	3/7
0/4	3/4	1/4

88 KALININA V

	0/1	0/1

Legend:		
%	Efficiency	
AS	Assists	
EG	Empty Goal	
RC	Red Cards	
Wing	Wing Shots	
2Min	2-Minute Suspensions	
BC	Blue Cards	
FB	Fast Breaks	
S/S	Saves/Shots	
X	Red Card After 3rd 2-Minute Suspension	
6m	6 metre Shots	
BS	Blocked Shots	
G/S	Goals/Shots	
ST	Steals	
YC	Yellow Cards	
7m	7-metre Shots	
BT	Breakthroughs	
N/A	Not Applicable	
TO	Turnover	
9m	9-metre Shots	
D	Direct Red Card	
No.	Uniform Number	
TP	Time Played	



Empty Goal Analysis

無人ゴール 分析 / Analyses des attaques avec but vide

Match 33

MNE 26 - 32 ROC
(15 - 17) (11 - 15)

Referees: KURTAGIC M / WETTERWIK M (SWE)

ATTACKS DURING OWN EMPTY GOAL SITUATION

Players on Court	Attacks		Goals		Saves		Missed		Blocked		Post		Turnovers		Scoring Efficiency -		Goals Against		
	MNE	ROC	MNE	ROC	MNE	ROC	MNE	ROC	MNE	ROC	MNE	ROC	MNE	ROC	MNE	%ROC	MNE	ROC	
7 Against 6		1		0									1			0			
6 Against 6		8		1		1		1		1			4			13			2
Others	1	1	1	0									1	100		0			1
Total:	1	10	1	1		1		1		1			6	100	10				3

GOALS/ATTACKS DURING OWN EMPTY GOAL SITUATION - ANALYSIS OF OCCURRENCE (in 5 min intervals)

Players on Court	1st Half											
	0-5		5-10		10-15		15-20		20-25		25-30	
	MNE	ROC	MNE	ROC	MNE	ROC	MNE	ROC	MNE	ROC	MNE	ROC
7 Against 6												0/1
6 Against 6								1/1		0/1		0/3
Others								0/1				
Total:								1/2		0/1		0/4

Players on Court	2nd Half											
	30-35		35-40		40-45		45-50		50-55		55-60	
	MNE	ROC	MNE	ROC	MNE	ROC	MNE	ROC	MNE	ROC	MNE	ROC
7 Against 6												
6 Against 6								0/1				0/2
Others											1/1	
Total:								0/1			1/1	0/2

GOALS/ATTACKS DURING OWN EMPTY GOAL SITUATION - ANALYSIS BY DURATION

Team	<15 sec.	15-30 sec.	30-45 sec.	45-60 sec.	>60 sec.
MNE		1/1			
ROC	0/1	1/5	0/4		

SUBSTITUTION SUMMARY

Players	MNE	ROC
Goalkeeper <-> Goalkeeper	3	1
Court Player <-> Goalkeeper	3	20
Court Player <-> Court Player	74	40
Total:	80	61



Match Report

試合レポート / Compte rendu du match

Team A										Team B																																									
A										B																																									
SWE - Sweden										KOR - Republic of Korea																																									
played in										in the hall										on										at										Spectators										Match Number	
Tokyo										Yoyogi National Stadium										WED 4 AUG 2021										17:00																				34	
Half-time (30')		A		B		End of playing time		A		B		1st overtime		A		B		2nd overtime		A		B		After penalty throws		A		B																							
		21		13				39		30																																									
Number of 7m		A		Team time-out						Full name of players and officials										Team time-out						B		Number of 7m																							
		2/2		1	29:40		2	50:10		3											1	6:31		2	37:02		3	3/4																							
No.	Team A						G	YC	2'	RC	BC	No.	Team B						G	YC	2'	RC	BC																												
1	BUNDESEN Johanna											1	JU Hui																																						
6	STROMBERG Carin						6		1			10	WON Seonpil									1																													
7	BLOHM Linn						6					11	RYU Eun Hee						1																																
8	ROBERTS Jamina						6					12	JEONG Jinhui																																						
9	PETREN Melissa						1					13	KIM Yunji									1																													
10	LUNDSTROM Mathilda						4					15	CHOI Sumin						1			1																													
14	WESTBERG Johanna						3					17	SIM Haein						1																																
16	RYDE Jessica											19	KANG Eunhye									1																													
19	LAGERQUIST Anna						1	1	1			21	JO Harang						3																																
23	LINDQVIST Emma						1		1			22	GIM Boeun																																						
24	HAGMAN Nathalie						2					23	LEE Migyeong						4																																
29	THORLEIFSDOTTIR Kristin						1					24	KANG Kyungmin						8																																
38	HANSSON Elin						4					25	JUNG Yura						5																																
42	CARLSON Jenny						4					27	KIM Jinyi						7																																

Off.A	WIBERG Johanna					Off.A	SHIM Jaehong				
Off.B	AXNER Tomas					Off.B	KANG Jae Won				
Off.C	FORSBERG Thomas					Off.C	LEE Jongmoon				
Off.D	LUNING Hampus					Off.D	LEE Yu Ri				
Off.F	HALLQVIST Annelie					Off.E	KIM Cha Youn				

A	Signatures of responsables for the teams (Off.A)										B
Remarks of referees / IHF Official											

Referees	ALPAIDZE Viktoriia (RUS)		Signatures	BEREZKINA Tatiana (RUS)		Signatures
Technical Officials	TK: RATZ Felix (SUI)			SK: REISINGER Gerhard (AUT)		
IHF Official	NACHEVSKI Dragan (MKD)					

Note: Number of 7m scored/awarded to resp. B, goals (G), yellow cards (YC), red cards (RC), red card after 3rd 2' suspension (X), direct red card (D) and blue cards (BC).



Results

結果 / Résultats

SWE 39 - 30 KOR
(21 - 13) (18 - 17)

Match 34

Referees: ALPAIDZE V / BEREZKINA T (RUS)

SWE - Sweden

Players		Shots									Punishments			
No.	Name	G/S	%	6m	Wing	9m	7m	FB	BT	EG	YC	2Min	RC	BC
1	BUNDESEN Johanna													
6	STROMBERG Carin	6/9	67	2/4		0/1			2/2	2/2		1		
7	BLOHM Linn	6/6	100	5/5				1/1						
8	ROBERTS Jamina	6/9	67	2/3		0/1		1/1	3/4					
9	PETREN Melissa	1/4	25	1/3		0/1								
10	LUNDSTROM Mathilda	4/4	100		1/1			2/2	1/1					
14	WESTBERG Johanna	3/3	100	1/1			2/2							
16	RYDE Jessica													
19	LAGERQUIST Anna	1/1	100	1/1							1	1		
23	LINDQVIST Emma	1/2	50	0/1					1/1				1	
24	HAGMAN Nathalie	2/3	67	1/1				1/2						
29	THORLEIFSDOTTIR Kristin	1/2	50			1/2								
38	HANSSON Elin	4/6	67		3/5			1/1						
42	CARLSON Jenny	4/6	67	2/3	1/1	0/1		1/1						
Bench/Team														
Totals		39/55	71	15/22	5/7	1/6	2/2	7/8	7/8	2/2	1	3		

Goalkeepers		Saves										
No.	Name	S/S	%	6m	Wing	9m	7m	FB	BT	EG		
1	BUNDESEN Johanna	11/30	37	3/10	3/5	3/6	0/1	0/1	2/7			
16	RYDE Jessica	2/11	18	0/1		1/3	1/3	0/1	0/3			
EG		2										
Totals		13/43	30	3/11	3/5	4/9	1/4	0/2	2/10			

KOR - Republic of Korea

Players		Shots									Punishments			
No.	Name	G/S	%	6m	Wing	9m	7m	FB	BT	EG	YC	2Min	RC	BC
1	JU Hui													
10	WON Seonpil												1	
11	RYU Eun Hee	1/5	20			0/4			1/1					
12	JEONG Jinhui													
13	KIM Yunji	0/3	0		0/3								1	
15	CHOI Sumin	1/1	100	1/1									1	
17	SIM Haein	1/2	50	1/1		0/1								
19	KANG Eunhye	0/1	0	0/1									1	
21	JO Harang	3/3	100	2/2						1/1				
22	GIM Boeun	0/1	0	0/1										
23	LEE Migyeong	4/11	36	1/2		1/4	2/3		0/2					
24	KANG Kyungmin	8/12	67	1/2		1/3	1/1		4/5	1/1				
25	JUNG Yura	5/6	83	1/1	2/3			2/2						
27	KIM Jinyi	7/11	64	1/1		3/6			3/4					
Bench/Team														
Totals		30/56	54	8/12	2/6	5/18	3/4	2/2	8/12	2/2			4	

Goalkeepers		Saves										
No.	Name	S/S	%	6m	Wing	9m	7m	FB	BT	EG		
1	JU Hui	10/41	24	6/20	0/5	3/4	0/1	1/8	0/3			
12	JEONG Jinhui	0/6	0	0/1			0/1		0/4			
EG		2										
Totals		10/49	20	6/21	0/5	3/4	0/2	1/8	0/7			

RUNNING SCORE	
SWE - KOR	
1st Half	
BLOHM L	1 (1') 0
LUNDSTROM M	2 (2') 1
ROBERTS J	3 (2') 1
STROMBERG C	3 (4') 2
HANSSON E	4 (5') 2
STROMBERG C	5 (6') 2
BLOHM L	6 (7') 2
STROMBERG C	7 (8') 2
LAGERQUIST A	8 (10') 2
LINDQVIST E	8 (10') 3
LINDQVIST E	8 (11') 4
LINDQVIST E	9 (12') 4
STROMBERG C	9 (12') 5
ROBERTS J	10 (12') 5
ROBERTS J	10 (13') 6
ROBERTS J	11 (13') 6
ROBERTS J	12 (15') 6
LUNDSTROM M	13 (17') 6
ROBERTS J	13 (17') 7
ROBERTS J	14 (18') 7
LUNDSTROM M	14 (19') 8
LUNDSTROM M	15 (20') 8
HANSSON E	16 (21') 8
ROBERTS J	17 (22') 8
ROBERTS J	17 (22') 9
ROBERTS J	17 (23') 10
HANSSON E	18 (23') 10
HANSSON E	18 (24') 11
HANSSON E	18 (26') 12
LAGERQUIST A	19 (27') 12
STROMBERG C	20 (29') 12
HAGMAN N	21 (30') 12
HAGMAN N	21 (30') 13
2nd Half	
BLOHM L	22 (32') 13
WESTBERG J	23 (34') 13
WESTBERG J	24 (37') 13
WESTBERG J	24 (38') 14
BLOHM L	24 (39') 15
BLOHM L	25 (40') 15
LUNDSTROM M	26 (40') 15
LUNDSTROM M	26 (40') 16
ROBERTS J	27 (41') 16
ROBERTS J	27 (41') 17
CARLSON J	28 (42') 17
CARLSON J	29 (43') 17
STROMBERG C	30 (46') 17
STROMBERG C	30 (47') 18
WESTBERG J	31 (47') 18
WESTBERG J	31 (48') 19
CARLSON J	32 (48') 19
PETREN M	33 (49') 19
PETREN M	33 (50') 20
CARLSON J	34 (50') 20
CARLSON J	34 (51') 21
CARLSON J	34 (52') 22
HAGMAN N	35 (52') 22
HAGMAN N	35 (52') 23
HAGMAN N	35 (53') 24
BLOHM L	36 (54') 24
BLOHM L	36 (55') 25
THORLEIFSDOTTIR K	37 (55') 25
BLOHM L	38 (56') 25
HANSSON E	39 (57') 25
HANSSON E	39 (57') 26
HANSSON E	39 (58') 27
HANSSON E	39 (58') 28
HANSSON E	39 (59') 29
HANSSON E	39 (60') 30



Yoyogi National Stadium
 国立代々木競技場
 Stade national de Yoyogi

WED 4 AUG 2021
 Start Time: 17:00

Handball
 ハンドボール / Handball

Women
 女子 / Femmes

Quarterfinal
 準々決勝 / Quart de finale



Results
 結果 / Résultats

Match 34

Legend:		
%	Efficiency	
9m	9-metre Shots	
EG	Empty Goal	
RC	Red Cards	
YC	Yellow Cards	
2Min	2-Minute Suspensions	
BC	Blue Cards	
FB	Fast Breaks	
S/S	Saves/Shots	
6m	6-metre Shots	
BT	Breakthroughs	
G/S	Goals/Shots	
Wing	Wing Shots	
7m	7-metre Shots	
D	Direct Red Card	
No.	Uniform Number	
X	Red Card After 3rd 2-Minute Suspension	



Match Team Statistics

チームの試合統計 / Statistiques du match par équipe

Match 34

SWE 39 - 30 KOR

(21 - 13) (18 - 17)

Referees: ALPAIDZE V / BEREZKINA T (RUS)

SWE - Sweden

Players		Shots									Offence		Defence		Punishments			TP	
No.	Name	G/S	%	6m	Wing	9m	7m	FB	BT	EG	AS	TO	ST	BS	YC	2Min	RC		BC
1	BUNDSEN Johanna										1	2							47:28
6	STROMBERG Carin	6/9	67	2/4		0/1			2/2	2/2	8					1			36:03
7	BLOHM Linn	6/6	100	5/5				1/1			1	2	1	3					46:43
8	ROBERTS Jamina	6/9	67	2/3		0/1		1/1	3/4		4			1					35:46
9	PETREN Melissa	1/4	25	1/3		0/1					3	2							16:04
10	LUNDSTROM Mathilda	4/4	100		1/1			2/2	1/1				1						32:17
14	WESTBERG Johanna	3/3	100	1/1			2/2												2:35
16	RYDE Jessica																		8:05
19	LAGERQUIST Anna	1/1	100	1/1									1	3	1	1			39:36
23	LINDQVIST Emma	1/2	50	0/1					1/1		1	1					1		37:59
24	HAGMAN Nathalie	2/3	67	1/1				1/2					1						27:36
29	THORLEIFSDOTTIR Kristin	1/2	50			1/2					1	1							9:49
38	HANSSON Elin	4/6	67		3/5			1/1			1	3	1						48:24
42	CARLSON Jenny	4/6	67	2/3	1/1	0/1		1/1			2	2							31:35
Bench/Team																			
Totals		39/55	71	15/22	5/7	1/6	2/2	7/8	7/8	2/2	22	13	5	7	1	3			

Goalkeepers		Total Shots		6m Shots		Wing Shots		9m Shots		7m Shots		Fast Breaks		Breakthroughs	
No.	Name	S/S	%	S/S	%	S/S	%	S/S	%	S/S	%	S/S	%	S/S	%
1	BUNDSEN Johanna	11/30	37	3/10	30	3/5	60	3/6	50	0/1	0	0/1	0	2/7	29
16	RYDE Jessica	2/11	18	0/1	0			1/3	33	1/3	33	0/1	0	0/3	0
EG		2													
Totals		13/43	30	3/11	27	3/5	60	4/9	44	1/4	25	0/2	0	2/10	20

Team Shots	Goals	Saves	Missed	Post	Blocked	Total	%
6m Shots	15	6		1		22	68
Wing Shots	5		1	1		7	71
9m Shots	1	3		1	1	6	17
7m Shots	2				N/A	2	100
Fast Breaks	7	1				8	88
Breakthroughs	7			1		8	88
Empty Goal	2	N/A				2	100
Totals	39	10	1	4	1	55	71

Number of Attacks: 65, Scoring Efficiency: 60%



Match Team Statistics

チームの試合統計 / Statistiques du match par équipe

Match 34

SWE 39 - 30 KOR
(21 - 13) (18 - 17)

Referees: ALPAIDZE V / BEREZKINA T (RUS)

SWE - Sweden

Shots Distribution

Players

Goals / Shots

1 BUNDSSEN J	6 STROMBERG C	7 BLOHM L	8 ROBERTS J	9 PETREN M	10 LUNDSTROM M	14 WESTBERG J
	1/1 1/1	2/2 1/1 1/1	1/1 1/2			1/1
	1/3 1/1		1/2		1/1	
	2/3	2/2	1/1 1/1 1/1	1/1 0/1	1/1 2/2	1/1 1/1
			1-Post	1-Blocked		

16 RYDE J	19 LAGERQUIST A	23 LINDQVIST E	24 HAGMAN N	29 THORLEIFSDOTTIR K	38 HANSSON E	42 CARLSON J
			0/1	0/1 1/1		0/1 1/1
	1/1	1/1	1/1 1/1		1/1	1/1 1/1
					1/1 1/1 1/1	1/1
		1-Post		1-Missed 1-Post		1-Post

Team

Goals / Shots

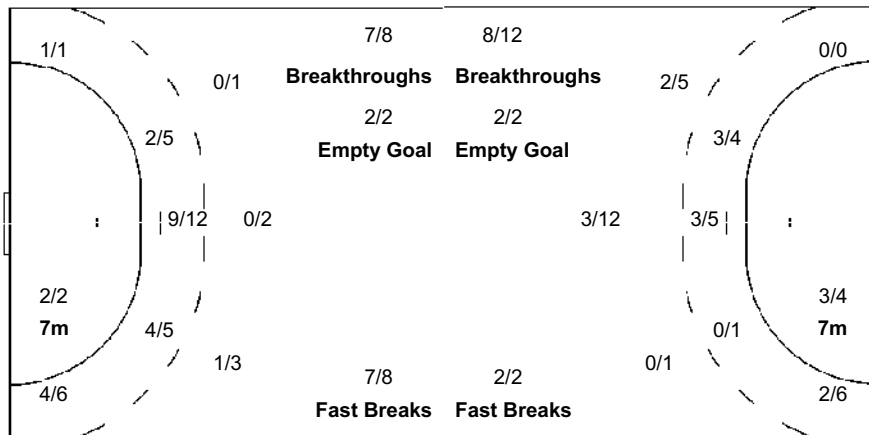
3/6	2/2	6/7
5/7		6/8
10/11	4/5	3/3
1-Missed	4-Post	1-Blocked

Offence

Defence

Goalkeepers

Saves / Shots



	2/5	0/4
	2/6	3/3
	3/9	1/10

1 BUNDSSEN J

	2/5	0/1
	2/2	3/3
	1/6	1/5

16 RYDE J

		0/3
	0/1	
	2/3	0/3



Match Team Statistics

チームの試合統計 / Statistiques du match par équipe

Match 34

SWE 39 - 30 KOR

(21 - 13) (18 - 17)

Referees: ALPAIDZE V / BEREZKINA T (RUS)

KOR - Republic of Korea

Players		Shots									Offence		Defence		Punishments			TP	
No.	Name	G/S	%	6m	Wing	9m	7m	FB	BT	EG	AS	TO	ST	BS	YC	2Min	RC		BC
1	JU Hui																		46:09
10	WON Seonpil											1				1			16:00
11	RYU Eun Hee	1/5	20			0/4			1/1		5	1							51:48
12	JEONG Jinhui																		6:48
13	KIM Yunji	0/3	0		0/3											1			16:33
15	CHOI Sumin	1/1	100	1/1								2	1			1			37:13
17	SIM Haein	1/2	50	1/1		0/1						2							12:28
19	KANG Eunhye	0/1	0	0/1							1	1				1			31:59
21	JO Harang	3/3	100	2/2						1/1			1						29:13
22	GIM Boeun	0/1	0	0/1								1							15:11
23	LEE Migyeong	4/11	36	1/2		1/4	2/3		0/2		2	2	1						41:00
24	KANG Kyungmin	8/12	67	1/2		1/3	1/1		4/5	1/1	2	2							22:02
25	JUNG Yura	5/6	83	1/1	2/3				2/2										46:44
27	KIM Jinyi	7/11	64	1/1		3/6			3/4		3	2		1					46:52
	Bench/Team											1							
	Totals	30/56	54	8/12	2/6	5/18	3/4	2/2	8/12	2/2	13	15	3	1		4			

Goalkeepers		Total Shots		6m Shots		Wing Shots		9m Shots		7m Shots		Fast Breaks		Breakthroughs	
No.	Name	S/S	%	S/S	%	S/S	%	S/S	%	S/S	%	S/S	%	S/S	%
1	JU Hui	10/41	24	6/20	30	0/5	0	3/4	75	0/1	0	1/8	13	0/3	0
12	JEONG Jinhui	0/6	0	0/1	0					0/1	0			0/4	0
	EG	2													
	Totals	10/49	20	6/21	29	0/5	0	3/4	75	0/2	0	1/8	13	0/7	0

Team Shots	Goals	Saves	Missed	Post	Blocked	Total	%
6m Shots	8	3			1	12	67
Wing Shots	2	3	1			6	33
9m Shots	5	4	2	1	6	18	28
7m Shots	3	1			N/A	4	75
Fast Breaks	2					2	100
Breakthroughs	8	2	1	1		12	67
Empty Goal	2	N/A				2	100
Totals	30	13	4	2	7	56	54

Number of Attacks: 65, Scoring Efficiency: 46%



Match Team Statistics

チームの試合統計 / Statistiques du match par équipe

Match 34

SWE 39 - 30 KOR
(21 - 13) (18 - 17)

Referees: ALPAIDZE V / BEREZKINA T (RUS)

KOR - Republic of Korea

Shots Distribution

Players

Goals / Shots

1 JU H	10 WON S	11 RYU EH	12 JEONG J	13 KIM Y	15 CHOI S	17 SIM H
		0/1		0/1		
		1/1		0/1	0/1	1/1
		2-Missed	1-Blocked	1-Missed		1-Blocked
19 KANG E	21 JO H	22 GIM B	23 LEE M	24 KANG K	25 JUNG Y	27 KIM J
0/1			1/1	1/1	1/1	1/1
	1/1	0/1	0/2	0/1	1/1	0/1
			0/2	2/2	2/2	1/2
			1/1	2/2	1/2	1/1
	2/2		2/2	1/1	1/2	3/3
			1-Post	2-Blocked	1-Missed	2-Blocked
						1-Post
						1-Blocked

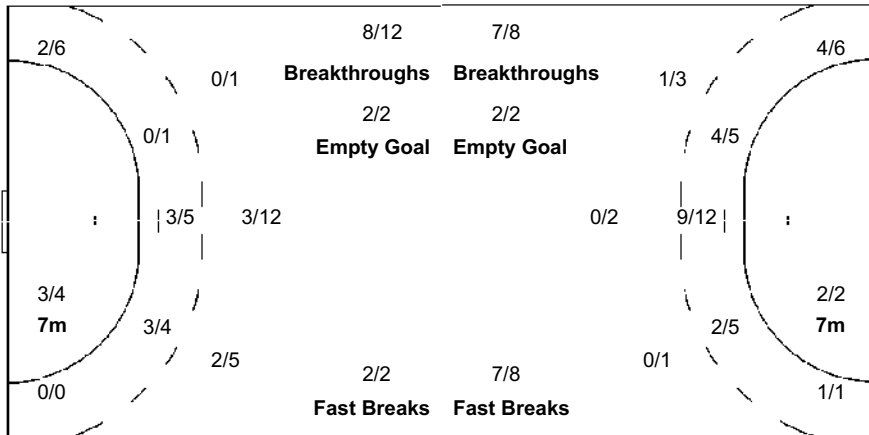
Team Goals / Shots

	3/5	4/4
4/6	0/2	0/3
6/9	4/4	9/10
4-Missed	2-Post	7-Blocked

Offence

Defence

Goalkeepers Saves / Shots



3/6	0/2	1/7
2/7		2/8
1/11	1/5	0/3

1 JU H

3/5	0/1	1/5
2/6		2/6
1/11	1/5	0/2

12 JEONG J

0/1		0/2
0/1		0/1
		0/1

Legend:	2Min 2-Minute Suspensions	6m 6 metre Shots	7m 7-metre Shots	9m 9-metre Shots
% Efficiency	BC Blue Cards	BS Blocked Shots	BT Breakthroughs	D Direct Red Card
AS Assists	FB Fast Breaks	G/S Goals/Shots	N/A Not Applicable	No. Uniform Number
EG Empty Goal	S/S Saves/Shots	ST Steals	TO Turnover	TP Time Played
RC Red Cards	X Red Card After 3rd 2-Minute Suspension	YC Yellow Cards		
Wing Wing Shots				



Empty Goal Analysis

無人ゴール 分析 / Analyses des attaques avec but vide

Match 34

SWE 39 - 30 KOR

(21 - 13) (18 - 17)

Referees: ALPAIDZE V / BEREZKINA T (RUS)

ATTACKS DURING OWN EMPTY GOAL SITUATION

Players on Court	Attacks		Goals		Saves		Missed		Blocked		Post		Turnovers		Scoring Efficiency -		Goals Against	
	SWE	KOR	SWE	KOR	SWE	KOR	SWE	KOR	SWE	KOR	SWE	KOR	SWE	KOR	SWE %	KOR %	SWE	KOR
7 Against 6	9	6	3	1	3	1	1	1					3	3	33	17	2	
6 Against 6	3	5	0	1				1	1	1	1		2	2	0	20		2
Others	3	4	2	2				1			1	1			67	50		
Total:	15	15	5	4	3	1	1	3	1	1	2	1	5	5	33	27	2	2

GOALS/ATTACKS DURING OWN EMPTY GOAL SITUATION - ANALYSIS OF OCCURRENCE (in 5 min intervals)

Players on Court	1st Half											
	0-5		5-10		10-15		15-20		20-25		25-30	
	SWE	KOR	SWE	KOR	SWE	KOR	SWE	KOR	SWE	KOR	SWE	KOR
7 Against 6							1/1					0/1
6 Against 6				0/2			0/1					0/1
Others											0/1	
Total:				0/2			0/1	1/1			0/1	0/2

Players on Court	2nd Half											
	30-35		35-40		40-45		45-50		50-55		55-60	
	SWE	KOR	SWE	KOR	SWE	KOR	SWE	KOR	SWE	KOR	SWE	KOR
7 Against 6	0/1	0/3					1/1		2/2	0/1	0/5	
6 Against 6			0/1				1/2		0/1			
Others				0/1			2/2	2/3				
Total:	0/1	0/3	0/1	0/1			3/3	3/5	2/3	0/1	0/5	

GOALS/ATTACKS DURING OWN EMPTY GOAL SITUATION - ANALYSIS BY DURATION

Team	<15 sec.	15-30 sec.	30-45 sec.	45-60 sec.	>60 sec.
SWE	1/5	4/7	0/3		
KOR	2/2	2/7	0/5		0/1

SUBSTITUTION SUMMARY

Players	SWE	KOR
Goalkeeper <-> Goalkeeper	4	2
Court Player <-> Goalkeeper	24	32
Court Player <-> Court Player	73	41
Total:	101	75



Match Report

試合レポート / Compte rendu du match

Team A										Team B																																									
A										B																																									
NOR - Norway										ROC - ROC																																									
played in										in the hall										on										at										Spectators										Match Number	
Tokyo										Yoyogi National Stadium										FRI 6 AUG 2021										21:00																				35	
Half-time (30')		A		B		End of playing time		A		B		1st overtime		A		B		2nd overtime		A		B		After penalty throws		A		B																							
6/6		11		14				26		27																																									
Number of 7m		A		Team time-out																				B		Number of 7m																									
6/6		1		28:14		2		40:54		3														4/5																											
No.	Team A						G	YC	2'	RC	BC	No.	Team B						G	YC	2'	RC	BC																												
2	REISTAD Henny						2		1			1	SEDOYKINA Anna																																						
4	KRISTIANSEN Veronica						3		1			2	KUZNETSOVA Polina						2																																
5	FRAFJORD Marit Malm						1		1			3	GORSHKOVA Polina																																						
7	SKOGRAND Stine						4					7	DMITRIEVA Daria						2																																
9	MOERK Nora						10					8	SEN Anna											D																											
10	BREDAL OFTEDAL Stine						2					13	VYAKHIREVA Anna						9																																
12	SOLBERG Silje											14	VEDEKHINA Polina						3																																
13	BRATTSET DALE Kari						1	1	1			17	BOBROVNIKOVA Vladlena						1		2																														
16	LUNDE Katrine											19	MAKEEVA Kseniia						4	1	1																														
20	JACOBSEN Marit											25	FOMINA Olga																																						
23	HERREM Camilla											33	ILINA Ekaterina						4																																
24	SOLBERG ISAKSEN Sanna						3					36	MANAGAROVA Iuliia						2																																
25	BREISTOEL Kristine											39	SKOROBOGATCHENKO Antonina																																						
26	TOMAC Marta											88	KALININA Viktoriia																																						

Off.A	HERGEIRSSON Thorir					Off.A	ALEKSEEV Alexey				
Off.B	LARSEN Tonje					Off.B	AKOPIAN Olga				
Off.C	OLSSON Mats					Off.C	HLAVATY Tomas				
Off.D	MARKUSSEN Nina Agnete					Off.D	DOLGACHEV Vladislav				
Off.E	LERAAND Nils Ivar					Off.F	BODNIEVA Liudmila				

A	Signatures of responsables for the teams (Off.A)										B
Remarks of referees / IHF Official											

Referees	Signatures		Signatures	
	BONAVENTURA Charlotte (FRA)		BONAVENTURA Julie (FRA)	
Technical Officials	Signatures		Signatures	
	TK: RATZ Felix (SUI)		SK: REISINGER Gerhard (AUT)	
IHF Official	Signatures		Signatures	
	NACHEVSKI Dragan (MKD)			

Note: Number of 7m scored/awarded to resp. B, goals (G), yellow cards (YC), red cards (RC), red card after 3rd 2' suspension (X), direct red card (D) and blue cards (BC).



Results

結果 / Résultats

NOR 26 - 27 ROC
 (11 - 14) (15 - 13)

Match 35

Referees: BONAVENTURA C / BONAVENTURA J (FRA)

NOR - Norway

Players		Shots									Punishments			
No.	Name	G/S	%	6m	Wing	9m	7m	FB	BT	EG	YC	2Min	RC	BC
2	REISTAD Henny	2/6	33	0/1		1/4			1/1					
4	KRISTIANSEN Veronica	3/5	60	0/1		2/3			1/1				1	
5	FRAFJORD Marit Malm	1/1	100	1/1									1	
7	SKOGRAND Stine	4/9	44		3/7			1/2						
9	MOERK Nora	10/12	83	1/2	1/1	1/2	6/6			1/1				
10	BREDAL OFTEDAL Stine	2/4	50			2/2			0/2					
12	SOLBERG Silje													
13	BRATTSET DALE Kari	1/3	33	1/3							1	1		
16	LUNDE Katrine													
20	JACOBSEN Marit													
23	HERREM Camilla													
24	SOLBERG ISAKSEN Sanna	3/5	60		3/5									
25	BREISTOEL Kristine													
26	TOMAC Marta													
Bench/Team														
Totals		26/45	58	3/8	7/13	6/11	6/6	1/2	2/4	1/1	1	4		

Goalkeepers		Saves							
No.	Name	S/S	%	6m	Wing	9m	7m	FB	BT
12	SOLBERG Silje	0/1	0				0/1		
16	LUNDE Katrine	14/40	35	3/13	1/2	7/10	1/4	1/3	1/8
Totals		14/41	34	3/13	1/2	7/10	1/5	1/3	1/8

ROC - ROC

Players		Shots									Punishments			
No.	Name	G/S	%	6m	Wing	9m	7m	FB	BT	EG	YC	2Min	RC	BC
1	SEDOYKINA Anna													
2	KUZNETSOVA Polina	2/2	100	1/1				1/1						
3	GORSHKOVA Polina													
7	DMITRIEVA Daria	2/5	40	1/2		1/3								
8	SEN Anna												D	
13	VYAKHIREVA Anna	9/13	69	2/2	1/2	1/3		0/1	5/5					
14	VEDEKHINA Polina	3/6	50	1/1		0/3	1/1		1/1					
17	BOBROVNIKOVA Vladlena	1/5	20			0/3			1/2					
19	MAKEEVA Kseniia	4/5	80	4/5							1	1		
25	FOMINA Olga													
33	ILINA Ekaterina	4/7	57	0/1		1/2	3/4							
36	MANAGAROVA Iuliia	2/4	50	1/1	0/1			1/1	0/1					
39	SKOROBOGATCHENKO Antonina													
88	KALININA Viktoriia													
Bench/Team														
Totals		27/47	57	10/13	1/3	3/14	4/5	2/3	7/9		1	3	1	

Goalkeepers		Saves							
No.	Name	S/S	%	6m	Wing	9m	7m	FB	BT
1	SEDOYKINA Anna	11/28	39	3/5	2/7	3/8	0/4	1/1	2/3
88	KALININA Viktoriia	1/9	11	0/1	1/3	0/1	0/2	0/1	0/1
EG		1							
Totals		12/38	32	3/6	3/10	3/9	0/6	1/2	2/4

RUNNING SCORE
 NOR - ROC

1st Half

	<u>0 (1') 1</u>	VYAKHIREVA A
	<u>0 (3') 2</u>	DMITRIEVA D
BREDAL OFTEDAL S	<u>1 (3') 2</u>	
SKOGRAND S	<u>2 (4') 2</u>	
	<u>2 (9') 3</u>	VYAKHIREVA A
BRATTSET DALE K	<u>3 (10') 3</u>	
	<u>3 (11') 4</u>	VYAKHIREVA A
KRISTIANSEN V	<u>4 (11') 4</u>	
	<u>4 (12') 5</u>	MAKEEVA K
MOERK N	<u>5 (13') 5</u>	
MOERK N	<u>6 (14') 5</u>	
	<u>6 (15') 6</u>	ILINA E
SKOGRAND S	<u>7 (16') 6</u>	
	<u>7 (17') 7</u>	VEDEKHINA P
SKOGRAND S	<u>8 (19') 7</u>	
	<u>8 (21') 8</u>	ILINA E
KRISTIANSEN V	<u>9 (21') 8</u>	
	<u>9 (23') 9</u>	ILINA E
BREDAL OFTEDAL S	<u>10 (24') 9</u>	
	<u>10 (24') 10</u>	ILINA E
FRAFJORD MM	<u>11 (25') 10</u>	
	<u>11 (27') 11</u>	VYAKHIREVA A
	<u>11 (29') 12</u>	MANAGAROVA I
	<u>11 (30') 13</u>	DMITRIEVA D
	<u>11 (30') 14</u>	VYAKHIREVA A

2nd Half

MOERK N	<u>12 (31') 14</u>	
KRISTIANSEN V	<u>13 (33') 14</u>	
	<u>13 (33') 15</u>	VYAKHIREVA A
MOERK N	<u>14 (34') 15</u>	
	<u>14 (34') 16</u>	VEDEKHINA P
MOERK N	<u>15 (35') 16</u>	
	<u>15 (36') 17</u>	MANAGAROVA I
MOERK N	<u>16 (36') 17</u>	
	<u>16 (38') 18</u>	MAKEEVA K
	<u>16 (39') 19</u>	VYAKHIREVA A
	<u>16 (40') 20</u>	MAKEEVA K
	<u>16 (41') 21</u>	BOBROVNIKOVA V
	<u>16 (42') 22</u>	MAKEEVA K
MOERK N	<u>17 (44') 22</u>	
MOERK N	<u>18 (45') 22</u>	
MOERK N	<u>19 (46') 22</u>	
	<u>19 (47') 23</u>	VEDEKHINA P
SOLBERG ISAKSEN S	<u>20 (47') 23</u>	
	<u>20 (49') 24</u>	KUZNETSOVA P
	<u>20 (51') 25</u>	KUZNETSOVA P
SOLBERG ISAKSEN S	<u>21 (51') 25</u>	
MOERK N	<u>22 (53') 25</u>	
SKOGRAND S	<u>23 (55') 25</u>	
	<u>23 (56') 26</u>	VYAKHIREVA A
REISTAD H	<u>24 (56') 26</u>	
	<u>24 (58') 27</u>	VYAKHIREVA A
REISTAD H	<u>25 (58') 27</u>	
SOLBERG ISAKSEN S	<u>26 (59') 27</u>	

Legend:

%	Efficiency	2Min	2-Minute Suspensions	6m	6-metre Shots	7m	7-metre Shots
9m	9-metre Shots	BC	Blue Cards	BT	Breakthroughs	D	Direct Red Card
EG	Empty Goal	FB	Fast Breaks	G/S	Goals/Shots	No.	Uniform Number
RC	Red Cards	S/S	Saves/Shots	Wing	Wing Shots	X	Red Card After 3rd 2-Minute Suspension
YC	Yellow Cards						



Match Team Statistics

チームの試合統計 / Statistiques du match par équipe

Match 35

NOR 26 - 27 ROC

(11 - 14) (15 - 13)

Referees: BONAVENTURA C / BONAVENTURA J (FRA)

NOR - Norway

Players		Shots									Offence		Defence		Punishments			TP	
No.	Name	G/S	%	6m	Wing	9m	7m	FB	BT	EG	AS	TO	ST	BS	YC	2Min	RC		BC
2	REISTAD Henry	2/6	33	0/1		1/4			1/1		1	1	1	1		1			31:55
4	KRISTIANSEN Veronica	3/5	60	0/1		2/3			1/1		5					1			38:10
5	FRAFJORD Marit Malm	1/1	100	1/1							1			1		1			36:46
7	SKOGRAND Stine	4/9	44		3/7			1/2				1							51:44
9	MOERK Nora	10/12	83	1/2	1/1	1/2	6/6			1/1	1	2							44:43
10	BREDAL OFTEDAL Stine	2/4	50			2/2			0/2		7	4							40:09
12	SOLBERG Silje																		0:25
13	BRATTSET DALE Kari	1/3	33	1/3							1	2			1	1			58:43
16	LUNDE Katrine																		56:14
20	JACOBSEN Marit																		1:11
23	HERREM Camilla																		12:34
24	SOLBERG ISAKSEN Sanna	3/5	60		3/5														47:26
25	BREISTOEL Kristine																		
26	TOMAC Marta																		
	Bench/Team											1							
Totals		26/45	58	3/8	7/13	6/11	6/6	1/2	2/4	1/1	16	11	1	2	1	4			

Goalkeepers		Total Shots		6m Shots		Wing Shots		9m Shots		7m Shots		Fast Breaks		Breakthroughs	
No.	Name	S/S	%	S/S	%	S/S	%	S/S	%	S/S	%	S/S	%	S/S	%
12	SOLBERG Silje	0/1	0							0/1	0				
16	LUNDE Katrine	14/40	35	3/13	23	1/2	50	7/10	70	1/4	25	1/3	33	1/8	13
Totals		14/41	34	3/13	23	1/2	50	7/10	70	1/5	20	1/3	33	1/8	13

Team Shots	Goals	Saves	Missed	Post	Blocked	Total	%
6m Shots	3	3		1	1	8	38
Wing Shots	7	3	1	2		13	54
9m Shots	6	3	1	1		11	55
7m Shots	6				N/A	6	100
Fast Breaks	1	1				2	50
Breakthroughs	2	2				4	50
Empty Goal	1	N/A				1	100
Totals	26	12	2	4	1	45	58

Number of Attacks: 53, Scoring Efficiency: 49%



Match Team Statistics

チームの試合統計 / Statistiques du match par équipe

Match 35

NOR 26 - 27 ROC
 (11 - 14) (15 - 13)

Referees: BONAVENTURA C / BONAVENTURA J (FRA)

NOR - Norway

Shots Distribution

Players

Goals / Shots


2 REISTAD H	4 KRISTIANSEN V	5 FRAFJORD MM	7 SKOGRAND S	9 MOERK N	10 BREDAL OFTEDAL S	12 SOLBERG S
1/1 0/1			2/2	2/2	2/2	
		1/1		1/3	0/1	
1/1 0/1	1/1 2/2		1/1 0/2 1/2	3/3 2/2 2/2		0/1
1-Post 1-Blocked	1-Missed 1-Post		1-Missed 1-Post			

13 BRATTSET DALE K	16 LUNDE K	20 JACOBSEN M	23 HERREM C	24 SOLBERG ISAKSEN S	25 BREISTOEL K	26 TOMAC M
0/1				0/1		
1/1				1/1 1/1		
	0/1			1/1		
				1-Post		

Team
Goals / Shots

7/9	0/1	
3/6	1/1	1/1
7/7	2/6	5/7

2-Missed 4-Post 1-Blocked



Goalkeepers
Saves / Shots

1/6	0/1	0/5
1/2	2/3	3/7
2/9	3/3	2/5

12 SOLBERG S

		0/1

16 LUNDE K

1/6	0/1	0/4
1/2	2/3	3/7
2/9	3/3	2/5



Match Team Statistics

チームの試合統計 / Statistiques du match par équipe

Match 35

NOR 26 - 27 ROC

(11 - 14) (15 - 13)

Referees: BONAVENTURA C / BONAVENTURA J (FRA)

ROC - ROC

Players		Shots									Offence		Defence		Punishments			TP	
No.	Name	G/S	%	6m	Wing	9m	7m	FB	BT	EG	AS	TO	ST	BS	YC	2Min	RC		BC
1	SEDOYKINA Anna										1								39:24
2	KUZNETSOVA Polina	2/2	100	1/1				1/1				1	3						59:21
3	GORSHKOVA Polina																		2:37
7	DMITRIEVA Daria	2/5	40	1/2		1/3					2	2		1					49:54
8	SEN Anna																	D	3:19
13	VYAKHIREVA Anna	9/13	69	2/2	1/2	1/3		0/1	5/5		3	1							58:16
14	VEDEKHINA Polina	3/6	50	1/1		0/3	1/1		1/1			1							24:51
17	BOBROVNIKOVA Vladlena	1/5	20			0/3			1/2		3	1					2		36:31
19	MAKEEVA Kseniia	4/5	80	4/5							1	1			1	1			55:57
25	FOMINA Olga																		
33	ILINA Ekaterina	4/7	57	0/1		1/2	3/4					1							10:28
36	MANAGAROVA Iuliia	2/4	50	1/1	0/1			1/1	0/1		1	1							59:42
39	SKOROBOGATCHENKO Antonina																		1:29
88	KALININA Viktoriia																		18:11
Bench/Team																			
Totals		27/47	57	10/13	1/3	3/14	4/5	2/3	7/9		11	9	3	1	1	3	1		

Goalkeepers		Total Shots		6m Shots		Wing Shots		9m Shots		7m Shots		Fast Breaks		Breakthroughs	
No.	Name	S/S	%	S/S	%	S/S	%	S/S	%	S/S	%	S/S	%	S/S	%
1	SEDOYKINA Anna	11/28	39	3/5	60	2/7	29	3/8	38	0/4	0	1/1	100	2/3	67
88	KALININA Viktoriia	1/9	11	0/1	0	1/3	33	0/1	0	0/2	0	0/1	0	0/1	0
EG		1													
Totals		12/38	32	3/6	50	3/10	30	3/9	33	0/6	0	1/2	50	2/4	50

Team Shots	Goals	Saves	Missed	Post	Blocked	Total	%
6m Shots	10	3				13	77
Wing Shots	1	1		1		3	33
9m Shots	3	7		2	2	14	21
7m Shots	4	1			N/A	5	80
Fast Breaks	2	1				3	67
Breakthroughs	7	1		1		9	78
Empty Goal		N/A					
Totals	27	14		4	2	47	57

Number of Attacks: 53, Scoring Efficiency: 51%



Match Team Statistics

チームの試合統計 / Statistiques du match par équipe

Match 35

NOR 26 - 27 ROC
 (11 - 14) (15 - 13)

Referees: BONAVENTURA C / BONAVENTURA J (FRA)

ROC - ROC

Shots Distribution


Players

Goals / Shots

1 SEDOYKINA A	2 KUZNETSOVA P	3 GORSHKOVA P	7 DMITRIEVA D	8 SEN A	13 VYAKHIREVA A	14 VEDEKHINA P
	1/1		1/1 0/1		2/2 1/1	2/2
	1/1	1/1	1/1 0/1		2/4	0/2
			1/1 0/1		4/4 0/1 0/1	1/1
			1-Post			1-Blocked
17 BOBROVNIKOVA V	19 MAKEEVA K	25 FOMINA O	33 ILINA E	36 MANAGAROVA I	39 SKOROBOGATCHENKO A	88 KALININA V
0/1	2/2 1/1		1/2 1/1			
0/1	1/1		1/2 1/2			
0/1	0/1			2/2		
1-Post 1-Blocked				2-Post		

Team Goals / Shots

5/6	1/1	5/5
1/2	1/3	4/7
7/9	0/3	3/5
4-Post	2-Blocked	



Goalkeepers Saves / Shots

2/9	1/1	
3/6	0/1	0/1
0/7	4/6	2/7
1 SEDOYKINA A		
2/6	1/1	
3/5	0/1	0/1
0/3	3/5	2/6
88 KALININA V		
0/3		
0/1		
0/3	1/1	0/1

Legend:	% Efficiency	2Min 2-Minute Suspensions	6m 6 metre Shots	7m 7-metre Shots	9m 9-metre Shots
AS Assists	BC Blue Cards	BS Blocked Shots	BT Breakthroughs	D Direct Red Card	No. Uniform Number
EG Empty Goal	FB Fast Breaks	G/S Goals/Shots	N/A Not Applicable	TP Time Played	
RC Red Cards	S/S Saves/Shots	ST Steals	TO Turnover		
Wing Wing Shots	X Red Card After 3rd 2-Minute Suspension	YC Yellow Cards			



Empty Goal Analysis

無人ゴール 分析 / Analyses des attaques avec but vide

Match 35

NOR 26 - 27 ROC

(11 - 14) (15 - 13)

Referees: BONAVENTURA C / BONAVENTURA J (FRA)

ATTACKS DURING OWN EMPTY GOAL SITUATION

Players on Court	Attacks		Goals		Saves		Missed		Blocked		Post		Turnovers		Scoring Efficiency -		Goals Against	
	NOR	ROC	NOR	ROC	NOR	ROC	NOR	ROC	NOR	ROC	NOR	ROC	NOR	ROC	NOR	%ROC	NOR	ROC
7 Against 6	1	1	0	1	1										0	100		
6 Against 6	4	3	4	1	1				1				2		100	33		1
Others																		
Total:	5	4	4	2	2				1				2		80	50		1

GOALS/ATTACKS DURING OWN EMPTY GOAL SITUATION - ANALYSIS OF OCCURRENCE (in 5 min intervals)

Players on Court	1st Half											
	0-5		5-10		10-15		15-20		20-25		25-30	
	NOR	ROC	NOR	ROC	NOR	ROC	NOR	ROC	NOR	ROC	NOR	ROC
7 Against 6							1/1	0/1				
6 Against 6								3/3				1/2
Others												
Total:							1/1	3/4				1/2

Players on Court	2nd Half											
	30-35		35-40		40-45		45-50		50-55		55-60	
	NOR	ROC	NOR	ROC	NOR	ROC	NOR	ROC	NOR	ROC	NOR	ROC
7 Against 6												
6 Against 6	1/1					0/1						
Others												
Total:	1/1					0/1						

GOALS/ATTACKS DURING OWN EMPTY GOAL SITUATION - ANALYSIS BY DURATION

Team	<15 sec.	15-30 sec.	30-45 sec.	45-60 sec.	>60 sec.
NOR		2/2	1/1		1/2
ROC		0/2		2/2	

SUBSTITUTION SUMMARY

Players	NOR	ROC
Goalkeeper <-> Goalkeeper	2	4
Court Player <-> Goalkeeper	10	10
Court Player <-> Court Player	100	49
Total:	112	63



Match Report

試合レポート / Compte rendu du match

Team A										Team B																																									
A										B																																									
FRA - France										SWE - Sweden																																									
played in										in the hall										on										at										Spectators										Match Number	
Tokyo										Yoyogi National Stadium										FRI 6 AUG 2021										17:00																				36	
Half-time (30')		A		B		End of playing time		A		B		1st overtime		A		B		2nd overtime		A		B		After penalty throws		A		B																							
		15		14				29		27																																									
Number of 7m		A		Team time-out						Full name of players and officials										Team time-out						B		Number of 7m																							
0/4				1		2		3												1		2		3		6/6																									
		26:03		58:52																22:36		42:57		54:42																											
No.	Team A						G	YC	2'	RC	BC	No.	Team B						G	YC	2'	RC	BC																												
2	NOCANDY Meline						1		1			1	BUNDSEN Johanna																																						
4	COATANEPA Pauline						1					6	STROMBERG Carin						1																																
6	VALENTINI Chloe						2					7	BLOHM Linn								3	X																													
7	PINEAU Allison						3					8	ROBERTS Jamina						5		1																														
8	LASSOURCE Coralie						1					9	PETREN Melissa																																						
10	ZAADI DEUNA Grace						7					10	LUNDSTROM Mathilda						1																																
12	LEYNAUD Amandine											14	WESTBERG Johanna						6																																
15	NIAKATE Kalidiatou						1					16	RYDE Jessica																																						
16	DARLEUX Cleopatre											19	LAGERQUIST Anna						1																																
19	SERCIEN UGOLIN Oceane						3		1			23	LINDQVIST Emma						2	1																															
20	FLIPPES Laura						3	1	1			24	HAGMAN Nathalie						3																																
24	EDWIGE Beatrice								1			29	THORLEIFSDOTTIR Kristin																																						
26	FOPPA Pauletta						5					38	HANSSON Elin						2																																
27	NZE MINKO Estelle						2		2			42	CARLSON Jenny						6																																

Off.A	KRUMBHOLZ Olivier					Off.A	WIBERG Johanna				
Off.B	GARDILLOU Sebastien					Off.B	AXNER Tomas				
Off.C	CONORT Cindy					Off.C	FORSBERG Thomas				
Off.D	TERZI Pierre					Off.D	LUNING Hampus				
Off.F	ROUSSELIN Guillaume					Off.F	HALLQVIST Annelie				

A	Signatures of responsables for the teams (Off.A)										B
Remarks of referees / IHF Official											

Referees	Signatures			Signatures		
	LAH Bojan (SLO)			SOK David (SLO)		
Technical Officials	Signatures			Signatures		
	TK: VARTANYAN Stella (RUS)			SK: VOJIC Arijana (BIH)		
IHF Official	Signatures			Signatures		
	SOEDAL Per Morten (NOR)					

Note: Number of 7m scored/awarded to resp. B, goals (G), yellow cards (YC), red cards (RC), red card after 3rd 2' suspension (X), direct red card (D) and blue cards (BC).



Results

結果 / Résultats

FRA 29 - 27 SWE
(15 - 14) (14 - 13)

Match 36

Referees: LAH B / SOK D (SLO)

FRA - France

Players		Shots									Punishments			
No.	Name	G/S	%	6m	Wing	9m	7m	FB	BT	EG	YC	2Min	RC	BC
2	NOCANDY Meline	1/2	50	1/1				0/1				1		
4	COATANEA Pauline	1/3	33	1/1	0/2									
6	VALENTINI Chloe	2/2	100		1/1			1/1						
7	PINEAU Allison	3/5	60	2/2		1/1	0/2							
8	LASSOURCE Coralie	1/2	50		0/1			1/1						
10	ZAADI DEUNA Grace	7/13	54	3/5		2/4	0/2		2/2					
12	LEYNAUD Amandine													
15	NIAKATE Kalidiatou	1/1	100	1/1										
16	DARLEUX Cleopatre													
19	SERCEN UGOLIN Oceane	3/4	75	2/3		1/1						1		
20	FLIPPES Laura	3/5	60	2/3		0/1			1/1		1	1		
24	EDWIGE Beatrice											1		
26	FOPPA Pauletta	5/5	100	5/5										
27	NZE MINKO Estelle	2/3	67	2/2				0/1					2	
Bench/Team														
Totals		29/45	64	19/23	1/4	4/7	0/4	2/4	3/3		1	6		

Goalkeepers		Saves							
No.	Name	S/S	%	6m	Wing	9m	7m	FB	BT
12	LEYNAUD Amandine	3/16	19	0/6	2/5	1/1	0/3		0/1
16	DARLEUX Cleopatre	7/20	35	3/9	1/1	3/4	0/3	0/1	0/2
EG		1							
Totals		10/37	27	3/15	3/6	4/5	0/6	0/1	0/3

SWE - Sweden

Players		Shots									Punishments			
No.	Name	G/S	%	6m	Wing	9m	7m	FB	BT	EG	YC	2Min	RC	BC
1	BUNDSSEN Johanna													
6	STROMBERG Carin	1/5	20	1/3		0/2								
7	BLOHM Linn											3	X	
8	ROBERTS Jamina	5/8	63	3/4		0/2			2/2			1		
9	PETREN Melissa													
10	LUNDSTROM Mathilda	1/2	50	1/1	0/1									
14	WESTBERG Johanna	6/7	86			0/1	6/6							
16	RYDE Jessica													
19	LAGERQUIST Anna	1/2	50	1/2										
23	LINDQVIST Emma	2/4	50	1/1		0/2		1/1			1			
24	HAGMAN Nathalie	3/5	60	1/1	1/3					1/1				
29	THORLEIFSDOTTIR Kristin													
38	HANSSON Elin	2/3	67		2/3									
42	CARLSON Jenny	6/8	75	4/6		1/1			1/1					
Bench/Team														
Totals		27/44	61	12/18	3/7	1/8	6/6	1/1	3/3	1/1	1	4	1	

Goalkeepers		Saves							
No.	Name	S/S	%	6m	Wing	9m	7m	FB	BT
1	BUNDSSEN Johanna	5/27	19	2/17		2/6		1/2	0/2
16	RYDE Jessica	4/11	36	0/4	1/2		3/3	0/1	0/1
Totals		9/38	24	2/21	1/2	2/6	3/3	1/3	0/3

RUNNING SCORE

FRA - SWE	
1st Half	
ZAADI DEUNA G	0 (2') 1 WESTBERG J
	1 (4') 2 ROBERTS J
ZAADI DEUNA G	2 (5') 2
	2 (5') 3 STROMBERG C
	2 (7') 4 WESTBERG J
	2 (8') 5 ROBERTS J
ZAADI DEUNA G	3 (11') 5
FOPPA P	4 (13') 5
	4 (14') 6 HANSSON E
PINEAU A	5 (15') 6
	5 (15') 7 HAGMAN N
ZAADI DEUNA G	6 (15') 7
SERCEN UGOLIN O	7 (18') 7
	7 (20') 8 HAGMAN N
PINEAU A	8 (20') 8
	8 (21') 9 WESTBERG J
FLIPPES L	9 (21') 9
	9 (22') 10 LAGERQUIST A
FLIPPES L	10 (23') 10
VALENTINI C	11 (24') 10
	11 (25') 11 ROBERTS J
PINEAU A	12 (25') 11
COATANEA P	13 (27') 11
	13 (28') 12 HANSSON E
VALENTINI C	14 (29') 12
	14 (29') 13 CARLSON J
	14 (30') 14 CARLSON J
FLIPPES L	15 (30') 14

2nd Half	
FOPPA P	16 (32') 14
	16 (33') 15 WESTBERG J
ZAADI DEUNA G	17 (34') 15
	17 (36') 16 CARLSON J
	17 (37') 17 LINDQVIST E
	17 (37') 18 LINDQVIST E
LASSOURCE C	18 (38') 18
SERCEN UGOLIN O	19 (41') 18
	19 (42') 19 ROBERTS J
ZAADI DEUNA G	20 (43') 19
	20 (44') 20 CARLSON J
	20 (47') 21 HAGMAN N
SERCEN UGOLIN O	21 (48') 21
NIAKATE K	22 (49') 21
FOPPA P	23 (50') 21
	23 (51') 22 ROBERTS J
FOPPA P	24 (51') 22
	24 (52') 23 LUNDSTROM M
NZE MINKO E	25 (53') 23
	25 (53') 24 WESTBERG J
FOPPA P	26 (54') 24
NOCANDY M	27 (55') 24
	27 (56') 25 CARLSON J
ZAADI DEUNA G	28 (57') 25
NZE MINKO E	29 (58') 25
	29 (58') 26 CARLSON J
	29 (59') 27 WESTBERG J

Legend:							
%	Efficiency	2Min	2-Minute Suspensions	6m	6-metre Shots	7m	7-metre Shots
9m	9-metre Shots	BC	Blue Cards	BT	Breakthroughs	D	Direct Red Card
EG	Empty Goal	FB	Fast Breaks	G/S	Goals/Shots	No.	Uniform Number
RC	Red Cards	S/S	Saves/Shots	Wing	Wing Shots	X	Red Card After 3rd 2-Minute Suspension
YC	Yellow Cards						



Match Team Statistics

チームの試合統計 / Statistiques du match par équipe

Match 36

FRA 29 - 27 SWE

(15 - 14) (14 - 13)

Referees: LAH B / SOK D (SLO)

FRA - France

Players		Shots									Offence		Defence		Punishments			TP	
No.	Name	G/S	%	6m	Wing	9m	7m	FB	BT	EG	AS	TO	ST	BS	YC	2Min	RC		BC
2	NOCANDY Meline	1/2	50	1/1				0/1			3		1			1			24:59
4	COATANEA Pauline	1/3	33	1/1	0/2							1							47:07
6	VALENTINI Chloe	2/2	100		1/1			1/1				1							29:45
7	PINEAU Allison	3/5	60	2/2		1/1	0/2				2	1		1					19:41
8	LASSOURCE Coralie	1/2	50		0/1			1/1											28:47
10	ZAADI DEUNA Grace	7/13	54	3/5		2/4	0/2		2/2		3	2							42:38
12	LEYNAUD Amandine																		26:31
15	NIKATE Kalidiatou	1/1	100	1/1							1								5:52
16	DARLEUX Cleopatre											1							28:15
19	SERCEN UGOLIN Oceane	3/4	75	2/3		1/1										1			18:57
20	FLIPPES Laura	3/5	60	2/3		0/1			1/1		1	1			1	1			42:38
24	EDWIGE Beatrice										1		1	2		1			35:18
26	FOPPA Pauletta	5/5	100	5/5							1								29:24
27	NZE MINKO Estelle	2/3	67	2/2				0/1			2			1		2			40:08
	Bench/Team																		
	Totals	29/45	64	19/23	1/4	4/7	0/4	2/4	3/3		14	7	2	4	1	6			

Goalkeepers		Total Shots		6m Shots		Wing Shots		9m Shots		7m Shots		Fast Breaks		Breakthroughs	
No.	Name	S/S	%	S/S	%	S/S	%	S/S	%	S/S	%	S/S	%	S/S	%
12	LEYNAUD Amandine	3/16	19	0/6	0	2/5	40	1/1	100	0/3	0			0/1	0
16	DARLEUX Cleopatre	7/20	35	3/9	33	1/1	100	3/4	75	0/3	0	0/1	0	0/2	0
	EG		1												
	Totals	10/37	27	3/15	20	3/6	50	4/5	80	0/6	0	0/1	0	0/3	0

Team Shots	Goals	Saves	Missed	Post	Blocked	Total	%
6m Shots	19	2	1	1		23	83
Wing Shots	1	1	1	1		4	25
9m Shots	4	2			1	7	57
7m Shots		3		1	N/A	4	0
Fast Breaks	2	1		1		4	50
Breakthroughs	3					3	100
Empty Goal		N/A					
Totals	29	9	2	4	1	45	64

Number of Attacks: 50, Scoring Efficiency: 58%



Match Team Statistics

チームの試合統計 / Statistiques du match par équipe

Match 36

FRA 29 - 27 SWE
(15 - 14) (14 - 13)

Referees: LAH B / SOK D (SLO)

FRA - France

Shots Distribution

Players

Goals / Shots

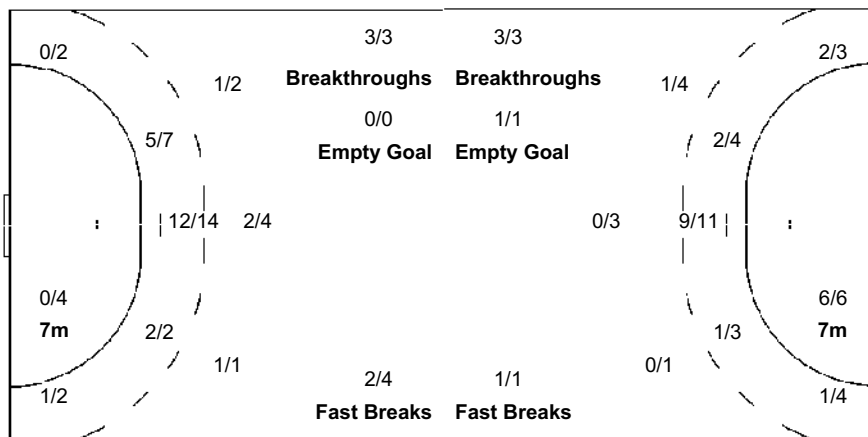
2 NOCANDY M	4 COATANEA P	6 VALENTINI C	7 PINEAU A	8 LASSOURCE C	10 ZAADI DEUNA G	12 LEYNAUD A
0/1			1/1		2/2	0/1
1/1			0/1			1/1
	1/1				2/3	0/1
		1/1	1/1	1/1	2/2	
	1-Missed			1-Post	1-Missed 2-Post	

15 NIAKATE K	16 DARLEUX C	19 SERCIEN UGOLIN O	20 FLIPPES L	24 EDWIGE B	26 FOPPA P	27 NZE MINKO E
		1/1	0/1		1/1	1/1
		2/3	1/1		1/1	
1/1			1/1		1/1	
			1/1		1/1	
			1-Blocked			1-Post

Team Goals / Shots

5/6	1/2	2/3
5/7		5/7
5/6	2/3	4/4
2-Missed	4-Post	1-Blocked

Offence



Defence

Goalkeepers Saves / Shots

1/6	1/1	0/4
6/7		1/5
1/6	0/4	0/4

12 LEYNAUD A		
1/3		0/1
1/2		1/4
0/1	0/2	0/3

16 DARLEUX C		
0/3	1/1	0/3
5/5		0/1
1/5	0/1	0/1



Match Team Statistics

チームの試合統計 / Statistiques du match par équipe

Match 36

FRA 29 - 27 SWE

(15 - 14) (14 - 13)

Referees: LAH B / SOK D (SLO)

SWE - Sweden

Players		Shots									Offence		Defence		Punishments			TP		
No.	Name	G/S	%	6m	Wing	9m	7m	FB	BT	EG	AS	TO	ST	BS	YC	2Min	RC		BC	
1	BUNDSEN Johanna																			46:21
6	STROMBERG Carin	1/5	20	1/3		0/2					2									28:37
7	BLOHM Linn																3	X		37:54
8	ROBERTS Jamina	5/8	63	3/4		0/2			2/2		3	2	1	1		1				47:19
9	PETREN Melissa										1									2:24
10	LUNDSTROM Mathilda	1/2	50	1/1	0/1															39:14
14	WESTBERG Johanna	6/7	86			0/1	6/6				2									4:04
16	RYDE Jessica																			9:46
19	LAGERQUIST Anna	1/2	50	1/2							2									39:44
23	LINDQVIST Emma	2/4	50	1/1		0/2		1/1			1	1			1					46:59
24	HAGMAN Nathalie	3/5	60	1/1	1/3					1/1		1								21:02
29	THORLEIFSDOTTIR Kristin																			10:54
38	HANSSON Elin	2/3	67		2/3						3	1	1							59:32
42	CARLSON Jenny	6/8	75	4/6		1/1			1/1			3								26:10
Bench/Team																				
Totals		27/44	61	12/18	3/7	1/8	6/6	1/1	3/3	1/1	14	8	2	1	1	4	1			

Goalkeepers		Total Shots		6m Shots		Wing Shots		9m Shots		7m Shots		Fast Breaks		Breakthroughs	
No.	Name	S/S	%	S/S	%	S/S	%	S/S	%	S/S	%	S/S	%	S/S	%
1	BUNDSEN Johanna	5/27	19	2/17	12			2/6	33			1/2	50	0/2	0
16	RYDE Jessica	4/11	36	0/4	0	1/2	50			3/3	100	0/1	0	0/1	0
Totals		9/38	24	2/21	10	1/2	50	2/6	33	3/3	100	1/3	33	0/3	0

Team Shots	Goals	Saves	Missed	Post	Blocked	Total	%
6m Shots	12	3		1	2	18	67
Wing Shots	3	3		1		7	43
9m Shots	1	4	1		2	8	13
7m Shots	6				N/A	6	100
Fast Breaks	1					1	100
Breakthroughs	3					3	100
Empty Goal	1	N/A				1	100
Totals	27	10	1	2	4	44	61

Number of Attacks: 50, Scoring Efficiency: 54%



Match Team Statistics

チームの試合統計 / Statistiques du match par équipe

Match 36

FRA 29 - 27 SWE
(15 - 14) (14 - 13)

Referees: LAH B / SOK D (SLO)

SWE - Sweden

Shots Distribution

Players

Goals / Shots

1 BUNDSSEN J	6 STROMBERG C	7 BLOHM L	8 ROBERTS J	9 PETREN M	10 LUNDSTROM M	14 WESTBERG J
	0/1		2/2	0/1		1/1
	1/1		0/1		0/1	0/1
			1/1		1/1	1/1
						2/2
	1-Post 2-Blocked		1-Blocked			

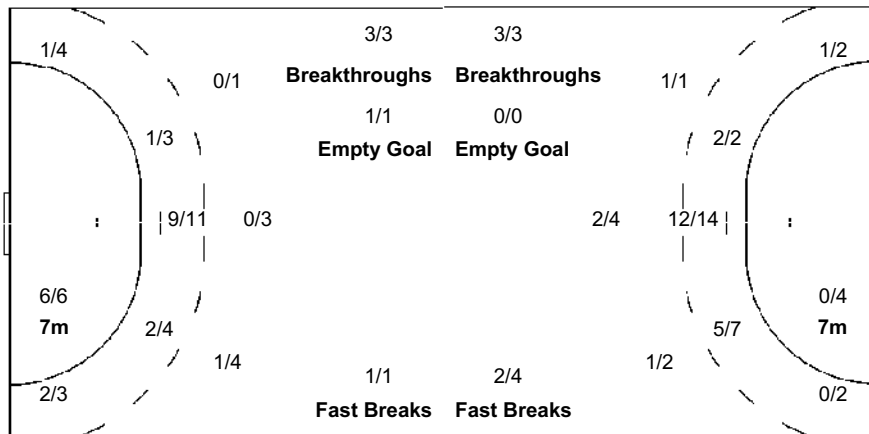
16 RYDE J	19 LAGERQUIST A	23 LINDQVIST E	24 HAGMAN N	29 THORLEIFSDOTTIR K	38 HANSSON E	42 CARLSON J
		1/1	1/1		1/1	1/1
	0/1	0/1	0/1		0/1	2/2
			1/1		1/1	2/3
						1/1
		1-Missed	1-Post			1-Blocked

Team Goals / Shots

5/6	0/1	4/4
1/7		4/5
5/6	4/4	4/4
1-Missed	2-Post	4-Blocked

Offence

Defence



Goalkeepers Saves / Shots

1/6	1/2	1/3
2/7		2/7
1/6	1/3	0/4

1 BUNDSSEN J

1/5	1/2	1/3
1/5		0/4
1/4	0/2	0/2

16 RYDE J

0/1		
1/2		2/3
0/2	1/1	0/2

Legend:		
%	Efficiency	
AS	Assists	
EG	Empty Goal	
RC	Red Cards	
Wing	Wing Shots	
2Min	2-Minute Suspensions	6m
BC	Blue Cards	BS
FB	Fast Breaks	G/S
S/S	Saves/Shots	ST
X	Red Card After 3rd 2-Minute Suspension	YC
7m	7-metre Shots	9m
BT	Breakthroughs	D
N/A	Not Applicable	No.
TO	Turnover	TP



Empty Goal Analysis

無人ゴール 分析 / Analyses des attaques avec but vide

Match 36

FRA 29 - 27 SWE

(15 - 14) (14 - 13)

Referees: LAH B / SOK D (SLO)

ATTACKS DURING OWN EMPTY GOAL SITUATION

Players on Court	Attacks		Goals		Saves		Missed		Blocked		Post		Turnovers		Scoring Efficiency -		Goals Against		
	FRA	SWE	FRA	SWE	FRA	SWE	FRA	SWE	FRA	SWE	FRA	SWE	FRA	SWE	FRA	%SWE	FRA	SWE	
7 Against 6	1	2	1	2												100	100		
6 Against 6	5	4	5	1		1				1				1		100	25	1	
Others	4	1	3	1			1									75	100		
Total:	10	7	9	4		1	1			1				1		90	57	1	

GOALS/ATTACKS DURING OWN EMPTY GOAL SITUATION - ANALYSIS OF OCCURRENCE (in 5 min intervals)

Players on Court	1st Half											
	0-5		5-10		10-15		15-20		20-25		25-30	
	FRA	SWE	FRA	SWE	FRA	SWE	FRA	SWE	FRA	SWE	FRA	SWE
7 Against 6				1/1					1/1			
6 Against 6					2/2	0/1	1/1					
Others	1/1	1/1	0/1						1/1			
Total:	1/1	1/1	0/1	1/1	2/2	0/1	1/1		2/2			

Players on Court	2nd Half											
	30-35		35-40		40-45		45-50		50-55		55-60	
	FRA	SWE	FRA	SWE	FRA	SWE	FRA	SWE	FRA	SWE	FRA	SWE
7 Against 6												1/1
6 Against 6		0/1				1/2			2/2			
Others					1/1							
Total:		0/1			1/1	1/2			2/2			1/1

GOALS/ATTACKS DURING OWN EMPTY GOAL SITUATION - ANALYSIS BY DURATION

Team	<15 sec.	15-30 sec.	30-45 sec.	45-60 sec.	>60 sec.
FRA	1/1	4/5	2/2	2/2	
SWE	1/2	2/2	0/1	1/2	

SUBSTITUTION SUMMARY

Players	FRA	SWE
Goalkeeper <-> Goalkeeper	3	9
Court Player <-> Goalkeeper	22	18
Court Player <-> Court Player	103	95
Total:	128	122



Match Report

試合レポート / Compte rendu du match

Team A										Team B																																									
A										B																																									
NOR - Norway										SWE - Sweden																																									
played in										in the hall										on										at										Spectators										Match Number	
Tokyo										Yoyogi National Stadium										SUN 8 AUG 2021										11:00																				37	
Half-time (30')		A		B		End of playing time		A		B		1st overtime		A		B		2nd overtime		A		B		After penalty throws		A		B																							
		19		7				36		19																																									
Number of 7m		A		Team time-out						Full name of players and officials										Team time-out						B		Number of 7m																							
3/3		3/3		1		25:30		2		53:23		3												1		10:13		2		17:07		3		46:50		3/4															
No.	Team A						G	YC	2'	RC	BC	No.	Team B						G	YC	2'	RC	BC																												
2	REISTAD Henny						2		1			1	BUNDSEN Johanna																																						
4	KRISTIANSEN Veronica						3					6	STROMBERG Carin						3																																
5	FRAFJORD Marit Malm						2	1	1			7	BLOHM Linn						2																																
7	SKOGRAND Stine						3					9	PETREN Melissa																																						
9	MOERK Nora						8					10	LUNDSTROM Mathilda						1																																
10	BREDAL OFTEDAL Stine						3					14	WESTBERG Johanna						4																																
12	SOLBERG Silje						1					16	RYDE Jessica																																						
13	BRATTSET DALE Kari						8		1			19	LAGERQUIST Anna						1		1																														
16	LUNDE Katrine											23	LINDQVIST Emma								2																														
20	JACOBSEN Marit						1					24	HAGMAN Nathalie																																						
23	HERREM Camilla						3					29	THORLEIFSDOTTIR Kristin																																						
24	SOLBERG ISAKSEN Sanna											38	HANSSON Elin						1																																
25	BREISTOEL Kristine						2					42	CARLSON Jenny						4																																
26	TOMAC Marta																																																		

Off.A	HERGEIRSSON Thorir					Off.A	WIBERG Johanna				
Off.B	LARSEN Tonje					Off.B	AXNER Tomas				
Off.C	OLSSON Mats					Off.C	FORSBERG Thomas				
Off.D	MARKUSSEN Nina Agnete					Off.D	LUNING Hampus				
Off.E	LERAAND Nils Ivar					Off.E	WEDBERG Marie				

A	Signatures of responsables for the teams (Off.A)										B
Remarks of referees / IHF Official											

Referees	ALPAIDZE Viktoriia (RUS)		Signatures	BEREZKINA Tatiana (RUS)		Signatures
Technical Officials	TK: VARTANYAN Stella (RUS)		Signatures	SK: VOJIC Arijana (BIH)		Signatures
IHF Official	NACHEVSKI Dragan (MKD)		Signatures			Signatures

Note: Number of 7m scored/awarded to resp. B, goals (G), yellow cards (YC), red cards (RC), red card after 3rd 2' suspension (X), direct red card (D) and blue cards (BC).



Results

結果 / Résultats

Match 37

NOR 36 - 19 SWE
(19 - 7) (17 - 12)

Referees: ALPAIDZE V / BEREKINA T (RUS)

NOR - Norway

Players		Shots									Punishments			
No.	Name	G/S	%	6m	Wing	9m	7m	FB	BT	EG	YC	2Min	RC	BC
2	REISTAD Henny	2/3	67	1/1		0/1			1/1				1	
4	KRISTIANSEN Veronica	3/5	60	1/1		1/1			1/3					
5	FRAFJORD Marit Malm	2/2	100	2/2							1	1		
7	SKOGRAND Stine	3/5	60	1/1	2/4									
9	MOERK Nora	8/11	73		1/1	4/7	3/3							
10	BREDAL OFTEDAL Stine	3/4	75			1/1			2/3					
12	SOLBERG Silje	1/1	100							1/1				
13	BRATTSET DALE Kari	8/10	80	5/7	1/1					2/2		1		
16	LUNDE Katrine													
20	JACOBSEN Marit	1/3	33		1/3									
23	HERREM Camilla	3/4	75		1/1			2/3						
24	SOLBERG ISAKSEN Sanna													
25	BREISTOEL Kristine	2/2	100			2/2								
26	TOMAC Marta													
Bench/Team														
Totals		36/50	72	10/12	6/10	8/12	3/3	2/3	4/7	3/3	1	3		

Goalkeepers		Saves								
No.	Name	S/S	%	6m	Wing	9m	7m	FB	BT	
12	SOLBERG Silje	14/33	42	7/15	1/2	4/7	1/4	0/2	1/3	
16	LUNDE Katrine									
Totals		14/33	42	7/15	1/2	4/7	1/4	0/2	1/3	

SWE - Sweden

Players		Shots									Punishments			
No.	Name	G/S	%	6m	Wing	9m	7m	FB	BT	EG	YC	2Min	RC	BC
1	BUNDSEN Johanna													
6	STROMBERG Carin	3/7	43	2/2		1/5								
7	BLOHM Linn	2/6	33	2/6										
8	ROBERTS Jamina	3/9	33	1/5		0/1		1/1	1/2					
9	PETREN Melissa	0/2	0	0/2										
10	LUNDSTROM Mathilda	1/4	25	0/1	1/2			0/1						
14	WESTBERG Johanna	4/8	50			1/4	3/4							
16	RYDE Jessica													
19	LAGERQUIST Anna	1/2	50	1/2								1		
23	LINDQVIST Emma											2		
24	HAGMAN Nathalie													
29	THORLEIFSDOTTIR Kristin													
38	HANSSON Elin	1/3	33	1/1	0/2									
42	CARLSON Jenny	4/10	40	1/1	0/1	1/5		1/1	1/2					
Bench/Team														
Totals		19/51	37	8/20	1/5	3/15	3/4	2/3	2/4			3		

Goalkeepers		Saves								
No.	Name	S/S	%	6m	Wing	9m	7m	FB	BT	
1	BUNDSEN Johanna	1/9	11	0/2	0/2	0/2	0/1	0/1	1/1	
16	RYDE Jessica	8/33	24	2/10	2/6	2/8	0/2	1/2	1/5	
EG		3								
Totals		9/45	20	2/12	2/8	2/10	0/3	1/3	2/6	

RUNNING SCORE

NOR - SWE	
1st Half	
SKOGRAND S	1 (1') 0
HERREM C	2 (2') 1
SOLBERG S	3 (3') 1
KRISTIANSEN V	4 (5') 1
BRATTSET DALE K	5 (6') 2
HERREM C	6 (7') 3
MOERK N	7 (10') 3
BRATTSET DALE K	7 (10') 4
MOERK N	8 (11') 4
BRATTSET DALE K	8 (13') 5
MOERK N	9 (14') 5
BRATTSET DALE K	10 (15') 5
MOERK N	11 (17') 5
KRISTIANSEN V	12 (18') 5
HERREM C	13 (18') 5
SKOGRAND S	13 (19') 6
MOERK N	14 (20') 6
MOERK N	15 (22') 6
ROBERTS J	15 (23') 7
BRATTSET DALE K	16 (24') 7
MOERK N	17 (26') 7
BREDAL OFTEDAL S	18 (29') 7
REISTAD H	19 (30') 7

2nd Half	
MOERK N	20 (31') 8
LUNDSTROM M	20 (32') 9
KRISTIANSEN V	21 (34') 9
MOERK N	22 (35') 9
CARLSON J	22 (36') 10
BRATTSET DALE K	23 (37') 10
ROBERTS J	23 (39') 11
SKOGRAND S	24 (39') 11
JACOBSEN M	25 (40') 11
WESTBERG J	25 (41') 12
BREDAL OFTEDAL S	26 (42') 12
STROMBERG C	26 (42') 13
MOERK N	27 (46') 13
WESTBERG J	27 (46') 14
FRAFJORD MM	28 (47') 14
BREDAL OFTEDAL S	29 (47') 14
WESTBERG J	29 (48') 15
BRATTSET DALE K	30 (48') 15
BRATTSET DALE K	31 (49') 15
BRATTSET DALE K	32 (50') 15
WESTBERG J	32 (52') 16
REISTAD H	33 (53') 16
STROMBERG C	33 (54') 17
CARLSON J	33 (55') 18
BREISTOEL K	34 (56') 18
BREISTOEL K	35 (56') 18
FRAFJORD MM	36 (58') 18
LAGERQUIST A	36 (58') 19

Legend:							
%	Efficiency	2Min	2-Minute Suspensions	6m	6-metre Shots	7m	7-metre Shots
9m	9-metre Shots	BC	Blue Cards	BT	Breakthroughs	D	Direct Red Card
EG	Empty Goal	FB	Fast Breaks	G/S	Goals/Shots	No.	Uniform Number
RC	Red Cards	S/S	Saves/Shots	Wing	Wing Shots	X	Red Card after 3rd 2-Minute Suspension
YC	Yellow Cards						



Match Team Statistics

チームの試合統計 / Statistiques du match par équipe

Match 37

NOR 36 - 19 SWE
(19 - 7) (17 - 12)

Referees: ALPAIDZE V / BEREZKINA T (RUS)

NOR - Norway

Players		Shots									Offence		Defence		Punishments			TP	
No.	Name	G/S	%	6m	Wing	9m	7m	FB	BT	EG	AS	TO	ST	BS	YC	2Min	RC		BC
2	REISTAD Henry	2/3	67	1/1		0/1			1/1		2	1	1			1			27:04
4	KRISTIANSEN Veronica	3/5	60	1/1		1/1			1/3		1								44:02
5	FRAFJORD Marit Malm	2/2	100	2/2										2	1	1			39:31
7	SKOGRAND Stine	3/5	60	1/1	2/4								1						39:57
9	MOERK Nora	8/11	73		1/1	4/7	3/3				5	2							40:00
10	BREDAL OFTEDAL Stine	3/4	75			1/1			2/3		6	2							30:28
12	SOLBERG Silje	1/1	100							1/1		2							56:24
13	BRATTSET DALE Kari	8/10	80	5/7	1/1					2/2	2			2		1			43:55
16	LUNDE Katrine																		
20	JACOBSEN Marit	1/3	33		1/3														19:43
23	HERREM Camilla	3/4	75		1/1			2/3					5						40:08
24	SOLBERG ISAKSEN Sanna																		19:22
25	BREISTOEL Kristine	2/2	100			2/2					1	1							6:34
26	TOMAC Marta											1							12:52
	Bench/Team																		
Totals		36/50	72	10/12	6/10	8/12	3/3	2/3	4/7	3/3	17	9	7	4	1	3			

Goalkeepers		Total Shots		6m Shots		Wing Shots		9m Shots		7m Shots		Fast Breaks		Breakthroughs	
No.	Name	S/S	%	S/S	%	S/S	%	S/S	%	S/S	%	S/S	%	S/S	%
12	SOLBERG Silje	14/33	42	7/15	47	1/2	50	4/7	57	1/4	25	0/2	0	1/3	33
16	LUNDE Katrine														
Totals		14/33	42	7/15	47	1/2	50	4/7	57	1/4	25	0/2	0	1/3	33

Team Shots	Goals	Saves	Missed	Post	Blocked	Total	%
6m Shots	10	2				12	83
Wing Shots	6	2	1	1		10	60
9m Shots	8	2	1	1		12	67
7m Shots	3				N/A	3	100
Fast Breaks	2	1				3	67
Breakthroughs	4	2	1			7	57
Empty Goal	3	N/A				3	100
Totals	36	9	3	2		50	72

Number of Attacks: 57, Scoring Efficiency: 63%



Match Team Statistics

チームの試合統計 / Statistiques du match par équipe

Match 37

NOR 36 - 19 SWE
(19 - 7) (17 - 12)

Referees: ALPAIDZE V / BEREZKINA T (RUS)

NOR - Norway

Shots Distribution

Players

Goals / Shots


2 REISTAD H	4 KRISTIANSEN V	5 FRAFJORD MM	7 SKOGRAND S	9 MOERK N	10 BREDAL OFTEDAL S	12 SOLBERG S
0/1	1/1	1/1	1/1	1/1 1/1 2/2	0/1 1/1	
1/1 1/1	1/2 1/1	1/1	1/2 1/2	1/1 2/2 1/1	1/1	1/1
	1-Missed			1-Missed 1-Post		

13 BRATTSET DALE K	16 LUNDE K	20 JACOBSEN M	23 HERREM C	24 SOLBERG ISAKSEN S	25 BREISTOEL K	26 TOMAC M
1/1						
0/1 2/3						
3/3 1/1 1/1		1/1	1/1 1/1 1/2		2/2	
		1-Missed 1-Post				

Team Goals / Shots

	4/4	3/3
2/4	2/5	1/1
8/8	9/11	7/9
3-Missed	2-Post	

Offence



Goalkeepers Saves / Shots

1/3	0/1	0/4
5/6	3/3	1/3
2/5	2/2	0/6

12 SOLBERG S

1/3	0/1	0/4
5/6	3/3	1/3
2/5	2/2	0/6

16 LUNDE K



Match Team Statistics

チームの試合統計 / Statistiques du match par équipe

Match 37

NOR 36 - 19 SWE

(19 - 7) (17 - 12)

Referees: ALPAIDZE V / BEREZKINA T (RUS)

SWE - Sweden

Players		Shots									Offence		Defence		Punishments			TP	
No.	Name	G/S	%	6m	Wing	9m	7m	FB	BT	EG	AS	TO	ST	BS	YC	2Min	RC		BC
1	BUNDSEN Johanna																		8:56
6	STROMBERG Carin	3/7	43	2/2		1/5					2	1							44:10
7	BLOHM Linn	2/6	33	2/6								1							36:35
8	ROBERTS Jamina	3/9	33	1/5		0/1		1/1	1/2		2	2	2						36:59
9	PETREN Melissa	0/2	0	0/2								1							4:05
10	LUNDSTROM Mathilda	1/4	25	0/1	1/2			0/1					1						34:19
14	WESTBERG Johanna	4/8	50			1/4	3/4				1								6:08
16	RYDE Jessica																		44:35
19	LAGERQUIST Anna	1/2	50	1/2							1						1		39:49
23	LINDQVIST Emma										1	1	1				2		37:01
24	HAGMAN Nathalie											1							25:28
29	THORLEIFSDOTTIR Kristin											2							12:54
38	HANSSON Elin	1/3	33	1/1	0/2								2						42:50
42	CARLSON Jenny	4/10	40	1/1	0/1	1/5		1/1	1/2			1							44:42
	Bench/Team											2							
Totals		19/51	37	8/20	1/5	3/15	3/4	2/3	2/4		7	12	6				3		

Goalkeepers		Total Shots		6m Shots		Wing Shots		9m Shots		7m Shots		Fast Breaks		Breakthroughs	
No.	Name	S/S	%	S/S	%	S/S	%	S/S	%	S/S	%	S/S	%	S/S	%
1	BUNDSEN Johanna	1/9	11	0/2	0	0/2	0	0/2	0	0/1	0	0/1	0	1/1	100
16	RYDE Jessica	8/33	24	2/10	20	2/6	33	2/8	25	0/2	0	1/2	50	1/5	20
	EG	3													
Totals		9/45	20	2/12	17	2/8	25	2/10	20	0/3	0	1/3	33	2/6	33

Team Shots	Goals	Saves	Missed	Post	Blocked	Total	%
6m Shots	8	7	4		1	20	40
Wing Shots	1	1	1	2		5	20
9m Shots	3	4	4	1	3	15	20
7m Shots	3	1			N/A	4	75
Fast Breaks	2			1		3	67
Breakthroughs	2	1		1		4	50
Empty Goal		N/A					
Totals	19	14	9	5	4	51	37

Number of Attacks: 57, Scoring Efficiency: 33%



Match Team Statistics

チームの試合統計 / Statistiques du match par équipe

Match 37

NOR 36 - 19 SWE
(19 - 7) (17 - 12)

Referees: ALPAIDZE V / BEREZKINA T (RUS)

SWE - Sweden


Players
Goals / Shots

1 BUNDSSEN J	6 STROMBERG C	7 BLOHM L	8 ROBERTS J	9 PETREN M	10 LUNDSTROM M	14 WESTBERG J
	1/2 1/1 1/1					2/2
	0/1	1/3	0/1 1/1			0/1
		1/1	1/2 0/1 1/1	0/1	1/1	2/2
	2-Blocked 2-Missed		2-Missed 1-Post	1-Blocked 2-Missed 1-Post		2-Missed 1-Post

16 RYDE J	19 LAGERQUIST A	23 LINDQVIST E	24 HAGMAN N	29 THORLEIFSDOTTIR K	38 HANSSON E	42 CARLSON J
					1/1	1/1
	0/1					0/1 0/2 1/1
		1/1			0/1	2/2
					1-Post	1-Missed 1-Post 1-Blocked

Team
Goals / Shots

2/3	1/1	4/4
1/6	0/3	2/3
3/5	0/2	6/6
9-Missed	5-Post	4-Blocked



Goalkeepers
Saves / Shots

	0/4	0/3
2/4	3/5	0/1
0/8	2/11	2/9

1 BUNDSSEN J

		0/1
1/2		
0/2	0/2	0/2

16 RYDE J

	0/4	0/2
1/2	3/3	0/1
0/6	2/8	2/7

Legend:

%	Efficiency	2Min	2-Minute Suspensions	6m	6 metre Shots	7m	7-metre Shots	9m	9-metre Shots
AS	Assists	BC	Blue Cards	BS	Blocked Shots	BT	Breakthroughs	D	Direct Red Card
EG	Empty Goal	FB	Fast Breaks	G/S	Goals/Shots	N/A	Not Applicable	No.	Uniform Number
RC	Red Cards	S/S	Saves/Shots	ST	Steals	TO	Turnover	TP	Time Played
Wing	Wing Shots	X	Red Card After 3rd 2-Minute Suspension	YC	Yellow Cards				



Empty Goal Analysis

無人ゴール 分析 / Analyses des attaques avec but vide

Match 37

NOR 36 - 19 SWE

(19 - 7) (17 - 12)

Referees: ALPAIDZE V / BEREZKINA T (RUS)

ATTACKS DURING OWN EMPTY GOAL SITUATION

Players on Court	Attacks		Goals		Saves		Missed		Blocked		Post		Turnovers		Scoring Efficiency -		Goals Against		
	NOR	SWE	NOR	SWE	NOR	SWE	NOR	SWE	NOR	SWE	NOR	SWE	NOR	SWE	NOR	%SWE	NOR	SWE	
7 Against 6	2	10	2	1		3		3				1		3	100	10			1
6 Against 6	3	3	2	1		1							1	1	67	33			2
Others		1		1												100			
Total:	5	14	4	3		4		3				1	1	4	80	21			3

GOALS/ATTACKS DURING OWN EMPTY GOAL SITUATION - ANALYSIS OF OCCURRENCE (in 5 min intervals)

Players on Court	1st Half											
	0-5		5-10		10-15		15-20		20-25		25-30	
	NOR	SWE	NOR	SWE	NOR	SWE	NOR	SWE	NOR	SWE	NOR	SWE
7 Against 6		0/1			1/1	0/1		0/1				
6 Against 6		0/1	1/1									
Others												
Total:		0/2	1/1		1/1	0/1		0/1				

Players on Court	2nd Half											
	30-35		35-40		40-45		45-50		50-55		55-60	
	NOR	SWE	NOR	SWE	NOR	SWE	NOR	SWE	NOR	SWE	NOR	SWE
7 Against 6				0/1				1/4	1/1			0/2
6 Against 6				1/2	1/1				0/1			
Others										1/1		
Total:				1/3	1/1			1/4	1/2	1/1		0/2

GOALS/ATTACKS DURING OWN EMPTY GOAL SITUATION - ANALYSIS BY DURATION

Team	<15 sec.	15-30 sec.	30-45 sec.	45-60 sec.	>60 sec.
NOR		2/2	2/3		
SWE		1/9	2/4		0/1

SUBSTITUTION SUMMARY

Players	NOR	SWE
Goalkeeper <-> Goalkeeper	0	1
Court Player <-> Goalkeeper	10	32
Court Player <-> Court Player	78	81
Total:	88	114



Match Report

試合レポート / Compte rendu du match

Team A										Team B																																									
A										B																																									
ROC - ROC										FRA - France																																									
played in										in the hall										on										at										Spectators										Match Number	
Tokyo										Yoyogi National Stadium										SUN 8 AUG 2021										15:00																				38	
Half-time (30')		A		B		End of playing time		A		B		1st overtime		A		B		2nd overtime		A		B		After penalty throws		A		B																							
		13		15				25		30																																									
Number of 7m		A		Team time-out						Full name of players and officials										Team time-out						B		Number of 7m																							
		2/2		1	21:49		2		45:07		3		54:23												1	29:20		2		50:34		3		58:51		8/9															
No.	Team A						G	YC	2'	RC	BC	No.	Team B						G	YC	2'	RC	BC																												
1	SEDOYKINA Anna											2	NOCANDY Meline						2																																
2	KUZNETSOVA Polina								2			4	COATANEA Pauline						3																																
3	GORSHKOVA Polina						3					6	VALENTINI Chloe						4																																
7	DMITRIEVA Daria						6					7	PINEAU Allison						7		1																														
8	SEN Anna											8	LASSOURCE Coralie								1																														
13	VYAKHIREVA Anna						4					10	ZAADI DEUNA Grace						2	1	1																														
14	VEDEKHINA Polina						7		1			12	LEYNAUD Amandine																																						
17	BOBROVNIKOVA Vladlena						1					15	NIAKATE Kalidiatou																																						
19	MAKEEVA Kseniia							1	2			16	DARLEUX Cleopatre																																						
25	FOMINA Olga											19	SERCIEN UGOLIN Oceane						2		2																														
33	ILINA Ekaterina						2					20	FLIPPES Laura						2																																
36	MANAGAROVA Iuliia						1					24	EDWIGE Beatrice																																						
39	SKOROBOGATCHENKO Antonina						1					26	FOPPA Pauletta						7																																
88	KALININA Viktoriia											27	NZE MINKO Estelle						1																																

Off.A	ALEKSEEV Alexey									Off.A	KRUMBHOLZ Olivier								
Off.B	AKOPIAN Olga									Off.B	GARDILLOU Sebastien								
Off.C	HLAVATY Tomas									Off.C	CONORT Cindy								
Off.D	DOLGACHEV Vladislav									Off.D	TERZI Pierre								
Off.F	BODNIEVA Liudmila									Off.E	GILLET Pierre								

A	Signatures of responsables for the teams (Off.A)										B
Remarks of referees / IHF Official											

Referees	Signatures		Signatures	
	LAH Bojan (SLO)		SOK David (SLO)	
Technical Officials	Signatures		Signatures	
	TK: SOEDAL Per Morten (NOR)		SK: RATZ Felix (SUI)	
IHF Official	Signatures			
	JENSEN Bjarne Munk (DEN)			

Note: Number of 7m scored/awarded to resp. B, goals (G), yellow cards (YC), red cards (RC), red card after 3rd 2' suspension (X), direct red card (D) and blue cards (BC).



Results

結果 / Résultats

ROC 25 - 30 FRA
 (13 - 15) (12 - 15)

Match 38

Referees: LAH B / SOK D (SLO)

ROC - ROC

Players		Shots									Punishments			
No.	Name	G/S	%	6m	Wing	9m	7m	FB	BT	EG	YC	2Min	RC	BC
1	SEDOYKINA Anna													
2	KUZNETSOVA Polina											2		
3	GORSHKOVA Polina	3/4	75		0/1			3/3						
7	DMITRIEVA Daria	6/10	60	3/3		3/6		0/1						
8	SEN Anna	0/1	0					0/1						
13	VYAKHIREVA Anna	4/8	50	0/2		1/3		1/1	2/2					
14	VEDEKHINA Polina	7/10	70	1/1		6/9						1		
17	BOBROVNIKOVA Vladlena	1/1	100			1/1								
19	MAKEEVA Kseniia										1	2		
25	FOMINA Olga	0/1	0		0/1									
33	ILINA Ekaterina	2/4	50	0/1		0/1	2/2							
36	MANAGAROVA Iuliia	1/1	100							1/1				
39	SKOROBOGATCHENKO Antonina	1/4	25			1/4								
88	KALININA Viktoriia													
	Bench/Team													
	Totals	25/44	57	4/7	0/2	12/24	2/2	4/6	2/2	1/1	1	5		

Goalkeepers		Saves							
No.	Name	S/S	%	6m	Wing	9m	7m	FB	BT
1	SEDOYKINA Anna	4/28	14	0/7	1/5	1/3	0/5	1/6	1/2
88	KALININA Viktoriia	1/7	14	0/2	0/1		1/4		
	Totals	5/35	14	0/9	1/6	1/3	1/9	1/6	1/2

FRA - France

Players		Shots									Punishments			
No.	Name	G/S	%	6m	Wing	9m	7m	FB	BT	EG	YC	2Min	RC	BC
2	NOCANDY Meline	2/3	67	1/1		0/1		1/1						
4	COATANEA Pauline	3/5	60		2/3			1/2						
6	VALENTINI Chloe	4/5	80		1/2			3/3						
7	PINEAU Allison	7/10	70			0/2	7/8					1		
8	LASSOURCE Coralie	0/1	0		0/1							1		
10	ZAADI DEUNA Grace	2/4	50		0/1	0/1	1/1		1/1		1	1		
12	LEYNAUD Amandine													
15	NIAKATE Kalidiatou													
16	DARLEUX Cleopatre													
19	SERCEN UGOLIN Oceane	2/2	100			2/2						2		
20	FLIPPES Laura	2/3	67		2/2				0/1					
24	EDWIGE Beatrice													
26	FOPPA Pauletta	7/7	100	7/7										
27	NZE MINKO Estelle	1/1	100	1/1										
	Bench/Team													
	Totals	30/41	73	9/9	5/9	2/6	8/9	5/6	1/2		1	5		

Goalkeepers		Saves							
No.	Name	S/S	%	6m	Wing	9m	7m	FB	BT
12	LEYNAUD Amandine	3/15	20	0/3		2/8	0/1	1/2	0/1
16	DARLEUX Cleopatre	9/21	43	3/4	1/1	5/11	0/1	0/3	0/1
	EG							1	
	Totals	12/37	32	3/7	1/1	7/19	0/2	1/5	0/2

RUNNING SCORE

ROC - FRA

1st Half

0 (1') 1	PINEAU A
1 (2') 1	VEDEKHINA P
2 (4') 1	VEDEKHINA P
3 (5') 1	VYAKHIREVA A
3 (7') 2	FOPPA P
3 (8') 3	ZAADI DEUNA G
3 (10') 4	FOPPA P
3 (12') 5	PINEAU A
4 (12') 5	DMITRIEVA D
4 (13') 6	PINEAU A
5 (14') 6	ILINA E
6 (15') 6	DMITRIEVA D
7 (16') 6	DMITRIEVA D
7 (17') 7	FOPPA P
7 (18') 8	VALENTINI C
7 (19') 9	VALENTINI C
8 (20') 9	VYAKHIREVA A
8 (20') 10	FLIPPES L
9 (21') 10	MANAGAROVA I
9 (22') 11	FOPPA P
9 (24') 12	NZE MINKO E
10 (25') 12	VEDEKHINA P
10 (26') 13	PINEAU A
11 (27') 13	DMITRIEVA D
11 (27') 14	FOPPA P
12 (28') 14	VEDEKHINA P
12 (29') 15	COATANEA P
13 (29') 15	VEDEKHINA P

2nd Half

13 (32') 16	PINEAU A
14 (32') 16	VEDEKHINA P
15 (38') 16	BOBROVNIKOVA V
16 (39') 16	GORSHKOVA P
16 (39') 17	SERCEN UGOLIN O
16 (40') 18	SERCEN UGOLIN O
16 (42') 19	FOPPA P
16 (43') 20	COATANEA P
16 (45') 21	ZAADI DEUNA G
16 (46') 22	FOPPA P
17 (46') 22	VEDEKHINA P
17 (46') 23	NOCANDY M
18 (47') 23	DMITRIEVA D
18 (48') 24	VALENTINI C
19 (48') 24	SKOROBOGATCHENKO A
20 (51') 24	GORSHKOVA P
20 (52') 25	PINEAU A
21 (53') 25	VYAKHIREVA A
21 (53') 26	FLIPPES L
21 (54') 27	PINEAU A
22 (55') 27	VYAKHIREVA A
22 (56') 28	NOCANDY M
23 (56') 28	ILINA E
24 (58') 28	GORSHKOVA P
24 (60') 29	COATANEA P
24 (60') 30	VALENTINI C
25 (60') 30	DMITRIEVA D

Legend:

%	Efficiency	2Min	2-Minute Suspensions	6m	6-metre Shots	7m	7-metre Shots
9m	9-metre Shots	BC	Blue Cards	BT	Breakthroughs	D	Direct Red Card
EG	Empty Goal	FB	Fast Breaks	G/S	Goals/Shots	No.	Uniform Number
RC	Red Cards	S/S	Saves/Shots	Wing	Wing Shots	X	Red Card After 3rd 2-Minute Suspension
YC	Yellow Cards						



Match Team Statistics

チームの試合統計 / Statistiques du match par équipe

Match 38

ROC 25 - 30 FRA
(13 - 15) (12 - 15)

Referees: LAH B / SOK D (SLO)

ROC - ROC

Players		Shots									Offence		Defence		Punishments			TP	
No.	Name	G/S	%	6m	Wing	9m	7m	FB	BT	EG	AS	TO	ST	BS	YC	2Min	RC		BC
1	SEDOYKINA Anna										1								47:18
2	KUZNETSOVA Polina										1					2			20:37
3	GORSHKOVA Polina	3/4	75		0/1			3/3											41:46
7	DMITRIEVA Daria	6/10	60	3/3		3/6		0/1			3	6	1						52:18
8	SEN Anna	0/1	0					0/1					1	2					33:47
13	VYAKHIREVA Anna	4/8	50	0/2		1/3		1/1	2/2		2	1	1						50:55
14	VEDEKHINA Polina	7/10	70	1/1		6/9										1			31:22
17	BOBROVNIKOVA Vladlena	1/1	100			1/1					1	1							15:59
19	MAKEEVA Kseniia										1				1	2			36:19
25	FOMINA Olga	0/1	0		0/1														8:34
33	ILINA Ekaterina	2/4	50	0/1		0/1	2/2					1							8:37
36	MANAGAROVA Iuliia	1/1	100							1/1		1	2						49:34
39	SKOROBOGATCHENKO Antonina	1/4	25			1/4													13:49
88	KALININA Viktoriia																		9:05
	Bench/Team																		
	Totals	25/44	57	4/7	0/2	12/24	2/2	4/6	2/2	1/1	9	10	5	2	1	5			

Goalkeepers		Total Shots		6m Shots		Wing Shots		9m Shots		7m Shots		Fast Breaks		Breakthroughs	
No.	Name	S/S	%	S/S	%	S/S	%	S/S	%	S/S	%	S/S	%	S/S	%
1	SEDOYKINA Anna	4/28	14	0/7	0	1/5	20	1/3	33	0/5	0	1/6	17	1/2	50
88	KALININA Viktoriia	1/7	14	0/2	0	0/1	0			1/4	25				
	Totals	5/35	14	0/9	0	1/6	17	1/3	33	1/9	11	1/6	17	1/2	50

Team Shots	Goals	Saves	Missed	Post	Blocked	Total	%
6m Shots	4	3				7	57
Wing Shots		1	1			2	0
9m Shots	12	7	2		3	24	50
7m Shots	2				N/A	2	100
Fast Breaks	4	1		1		6	67
Breakthroughs	2					2	100
Empty Goal	1	N/A				1	100
Totals	25	12	3	1	3	44	57

Number of Attacks: 52, Scoring Efficiency: 48%



Match Team Statistics

チームの試合統計 / Statistiques du match par équipe

Match 38

ROC 25 - 30 FRA
(13 - 15) (12 - 15)

Referees: LAH B / SOK D (SLO)

ROC - ROC

Shots Distribution

Players

Goals / Shots

1 SEDOYKINA A	2 KUZNETSOVA P	3 GORSHKOVA P	7 DMITRIEVA D	8 SEN A	13 VYAKHIREVA A	14 VEDEKHINA P
		1/1	1/1	0/1	2/2	3/3
		1/2			1/1	
			1/1		0/1	2/2
					0/1	0/1
		1/1	3/3		1/1	0/1

2-Missed 1-Post 1-Blocked

17 BOBROVNIKOVA V	19 MAKEEVA K	25 FOMINA O	33 ILINA E	36 MANAGAROVA I	39 SKOROBOGATCHENKO A	88 KALININA V
				1/1	0/1	
			0/1			
1/1			2/2		1/2	

1-Missed

1-Blocked

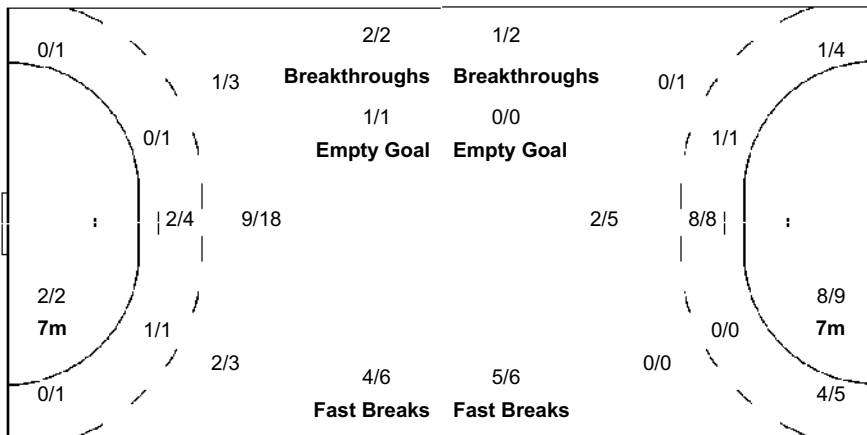
1-Blocked

Team Goals / Shots

6/6	1/2	2/3
2/4	1/2	1/3
4/8		8/9

3-Missed 1-Post 3-Blocked

Offence



Defence

Goalkeepers Saves / Shots

0/3	0/3	0/2
1/1		2/5
2/15	0/1	0/5

1 SEDOYKINA A

0/3	0/1	0/1
1/1		1/3
2/13	0/1	0/5

88 KALININA V

	0/2	0/1
		1/2
0/2		



Match Team Statistics

チームの試合統計 / Statistiques du match par équipe

Match 38

ROC 25 - 30 FRA
(13 - 15) (12 - 15)

Referees: LAH B / SOK D (SLO)

FRA - France

Players		Shots									Offence		Defence		Punishments			TP	
No.	Name	G/S	%	6m	Wing	9m	7m	FB	BT	EG	AS	TO	ST	BS	YC	2Min	RC		BC
2	NOCANDY Meline	2/3	67	1/1		0/1		1/1			2	1	2						26:30
4	COATANEA Pauline	3/5	60		2/3			1/2											37:46
6	VALENTINI Chloe	4/5	80		1/2			3/3				1	1						29:49
7	PINEAU Allison	7/10	70			0/2	7/8				1	2					1		26:22
8	LASSOURCE Coralie	0/1	0		0/1												1		29:15
10	ZAADI DEUNA Grace	2/4	50		0/1	0/1	1/1		1/1		6	3		1	1	1			45:19
12	LEYNAUD Amandine											1							29:19
15	NIAKATE Kalidiatou											1							9:29
16	DARLEUX Cleopatre										1								29:38
19	SERCEN UGOLIN Oceane	2/2	100			2/2						1				2			18:29
20	FLIPPES Laura	2/3	67		2/2				0/1		7	1							48:12
24	EDWIGE Beatrice										1			2					34:04
26	FOPPA Pauletta	7/7	100	7/7							2	2							27:06
27	NZE MINKO Estelle	1/1	100	1/1							2								28:42
Bench/Team												1							
Totals		30/41	73	9/9	5/9	2/6	8/9	5/6	1/2		22	14	3	3	1	5			

Goalkeepers		Total Shots		6m Shots		Wing Shots		9m Shots		7m Shots		Fast Breaks		Breakthroughs	
No.	Name	S/S	%	S/S	%	S/S	%	S/S	%	S/S	%	S/S	%	S/S	%
12	LEYNAUD Amandine	3/15	20	0/3	0			2/8	25	0/1	0	1/2	50	0/1	0
16	DARLEUX Cleopatre	9/21	43	3/4	75	1/1	100	5/11	45	0/1	0	0/3	0	0/1	0
EG		1													
Totals		12/37	32	3/7	43	1/1	100	7/19	37	0/2	0	1/5	20	0/2	0

Team Shots	Goals	Saves	Missed	Post	Blocked	Total	%
6m Shots	9					9	100
Wing Shots	5	1	1	2		9	56
9m Shots	2	1	1		2	6	33
7m Shots	8	1			N/A	9	89
Fast Breaks	5	1				6	83
Breakthroughs	1	1				2	50
Empty Goal		N/A					
Totals	30	5	2	2	2	41	73

Number of Attacks: 51, Scoring Efficiency: 59%



Match Team Statistics

チームの試合統計 / Statistiques du match par équipe

Match 38

ROC 25 - 30 FRA
(13 - 15) (12 - 15)

Referees: LAH B / SOK D (SLO)

FRA - France

Shots Distribution

Players

Goals / Shots

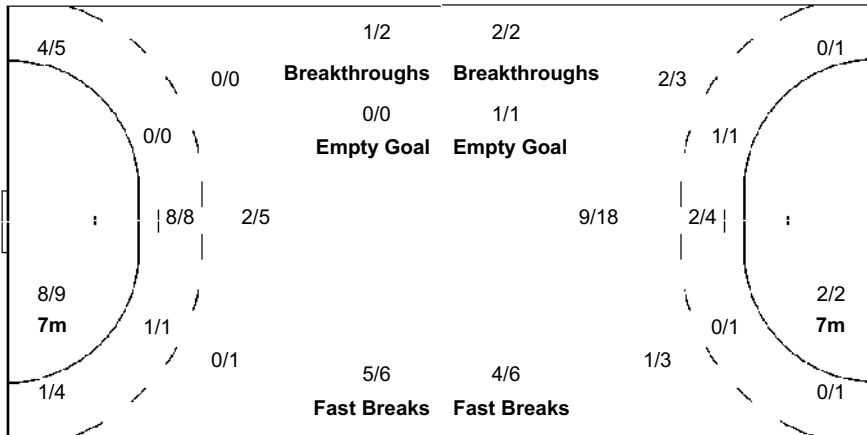
2 NOCANDY M	4 COATANEA P	6 VALENTINI C	7 PINEAU A	8 LASSOURCE C	10 ZAADI DEUNA G	12 LEYNAUD A
2/2	1/1 0/1 1/1	0/1 2/2	1/1 3/3 2/3 1/2		1/1 1/1	
1-Missed	1-Missed		1-Blocked	1-Post	1-Post 1-Blocked	

15 NIAKATE K	16 DARLEUX C	19 SERCIEN UGOLIN O	20 FLIPPES L	24 EDWIGE B	26 FOPPA P	27 NZE MINKO E
		1/1 1/1	1/1 1/2		1/1 3/3 1/1 2/2	1/1

Team Goals / Shots

3/3	3/3	2/2
0/1		3/5
13/15	1/1	5/5
2-Missed	2-Post	2-Blocked

Offence



Goalkeepers Saves / Shots

0/6	1/2	1/3
2/4	1/2	2/3
4/8		1/9

12 LEYNAUD A

0/4		1/3
0/1		
2/3		0/4

16 DARLEUX C

0/2	1/2	
2/3	1/1	2/3
2/5		1/5

Legend:		
%	Efficiency	
AS	Assists	
EG	Empty Goal	
RC	Red Cards	
Wing	Wing Shots	
2Min	2-Minute Suspensions	
BC	Blue Cards	
FB	Fast Breaks	
S/S	Saves/Shots	
X	Red Card After 3rd 2-Minute Suspension	
6m	6 metre Shots	
BS	Blocked Shots	
G/S	Goals/Shots	
ST	Steals	
YC	Yellow Cards	
7m	7-metre Shots	
BT	Breakthroughs	
N/A	Not Applicable	
TO	Turnover	
9m	9-metre Shots	
D	Direct Red Card	
No.	Uniform Number	
TP	Time Played	



Empty Goal Analysis

無人ゴール 分析 / Analyses des attaques avec but vide

Match 38

ROC 25 - 30 FRA

(13 - 15) (12 - 15)

Referees: LAH B / SOK D (SLO)

ATTACKS DURING OWN EMPTY GOAL SITUATION

Players on Court	Attacks		Goals		Saves		Missed		Blocked		Post		Turnovers		Scoring Efficiency -		Goals Against		
	ROC	FRA	ROC	FRA	ROC	FRA	ROC	FRA	ROC	FRA	ROC	FRA	ROC	FRA	ROC %	FRA %	ROC	FRA	
7 Against 6																			
6 Against 6	5	2	2	1	2				1				1		40	50			1
Others	1		0										1		0				
Total:	6	2	2	1	2				1				2		33	50			1

GOALS/ATTACKS DURING OWN EMPTY GOAL SITUATION - ANALYSIS OF OCCURRENCE (in 5 min intervals)

Players on Court	1st Half											
	0-5		5-10		10-15		15-20		20-25		25-30	
	ROC	FRA	ROC	FRA	ROC	FRA	ROC	FRA	ROC	FRA	ROC	FRA
7 Against 6												
6 Against 6			0/2					1/1				
Others												
Total:			0/2				1/1					

Players on Court	2nd Half											
	30-35		35-40		40-45		45-50		50-55		55-60	
	ROC	FRA	ROC	FRA	ROC	FRA	ROC	FRA	ROC	FRA	ROC	FRA
7 Against 6												
6 Against 6			1/1						1/2	0/1		
Others					0/1							
Total:			1/1		0/1				1/2	0/1		

GOALS/ATTACKS DURING OWN EMPTY GOAL SITUATION - ANALYSIS BY DURATION

Team	<15 sec.	15-30 sec.	30-45 sec.	45-60 sec.	>60 sec.
ROC		1/3		0/1	1/2
FRA		1/2			

SUBSTITUTION SUMMARY

Players	ROC	FRA
Goalkeeper <-> Goalkeeper	5	0
Court Player <-> Goalkeeper	12	6
Court Player <-> Court Player	40	122
Total:	57	128



Cumulative Statistics
累積統計 / Statistiques cumulées

FRA - France
After 8 matches

Players		MP	Shots									Offence		Defence		Punishments			TP
No.	Name		G/S	%	6m	Wing	9m	7m	FB	BT	EG	AS	TO	ST	BS	YC	2Min	RC	
2	NOCANDY Meline	8	15/19	79	8/9		5/7		1/2	1/1		14	6	4		1			2:49:08
3	DANCETTE Blandine	1	0/1	0		0/1						1							35:30
4	COATANEA Pauline	7	20/36	56	4/4	11/22		5/10			6	3	1		1			5:17:26	
6	VALENTINI Chloe	8	16/20	80	1/1	7/9		8/10				3	1			1		4:07:24	
7	PINEAU Allison	8	31/47	66	5/7	1/1	2/10	22/27	1/2		10	10	5	3		2		3:21:50	
8	LASSOURCE Coralie	8	10/16	63	0/1	5/9		5/6			2	2	3			1		3:54:43	
10	ZAADI DEUNA Grace	8	33/56	59	5/11	0/1	9/17	13/19		6/8	31	24	3	3	2	3		5:00:55	
12	LEYNAUD Amandine	8									3	1						4:29:02	
15	NIAKATE Kalidiatou	8	8/13	62	2/3		4/7			2/3	4	6	1					1:38:52	
16	DARLEUX Cleopatre	8									1	1						3:07:09	
19	SERCIEN UGOLIN Oceane	6	13/21	62	6/8		6/12		1/1		2	5				4		1:54:28	
20	FLIPPES Laura	8	27/41	66	7/11	6/6	0/5		4/4	8/12	2/3	25	12	5		1	4	5:52:52	
24	EDWIGE Beatrice	8	4/8	50	4/8						2		2	11	1	5		4:31:57	
26	FOPPA Pauletta	8	34/42	81	34/42						8	9						3:53:58	
27	NZE MINKO Estelle	8	18/31	58	7/13		2/5		4/8	5/5	22	13	7	3		6		4:58:44	
64	LACRABERE Alexandra	2	1/1	100	1/1						1	3	1	1				26:02	
Bench/Team												4			2				
Totals			230/352	65	84/119	30/49	28/63	35/46	29/43	22/29	2/3	132	102	33	21	7	27	0	

Goalkeepers		Total Shots		6m Shots		Wing Shots		9m Shots		7m Shots		Fast Breaks		Breakthroughs	
No.	Name	S/S	%	S/S	%	S/S	%	S/S	%	S/S	%	S/S	%	S/S	%
12	LEYNAUD Amandine	50/165	30	13/42	31	9/33	27	24/45	53	1/22	5	1/11	9	2/12	17
16	DARLEUX Cleopatre	43/131	33	10/33	30	11/23	48	16/32	50	1/19	5	2/9	22	3/15	20
EG		6													
Totals		93/302	31	23/75	31	20/56	36	40/77	52	2/41	5	3/20	15	5/27	19

Team Shots	Goals	Saves	Missed	Post	Blocked	Total	%
6m Shots	84	19	10	6		119	71
Wing Shots	30	10	4	5		49	61
9m Shots	28	17		2	8	63	44
7m Shots	35	8	1	2	N/A	46	76
Fast Breaks	29	9	1	4		43	67
Breakthroughs	22	5	1	1		29	76
Empty Goal	2	N/A	1			3	67
Totals	230	68	26	20	8	352	65

Played		
PR	HUN	30 - 29
PR	ESP	25 - 28
PR	SWE	28 - 28
PR	ROC	27 - 28
PR	BRA	29 - 22
QF	NED	32 - 22
SF	SWE	29 - 27
GM	ROC	30 - 25

Number of Attacks: 432, Scoring Efficiency: 53%



Cumulative Statistics
 累積統計 / Statistiques cumulées

FRA - France
 After 8 matches

Shots Distribution

Players

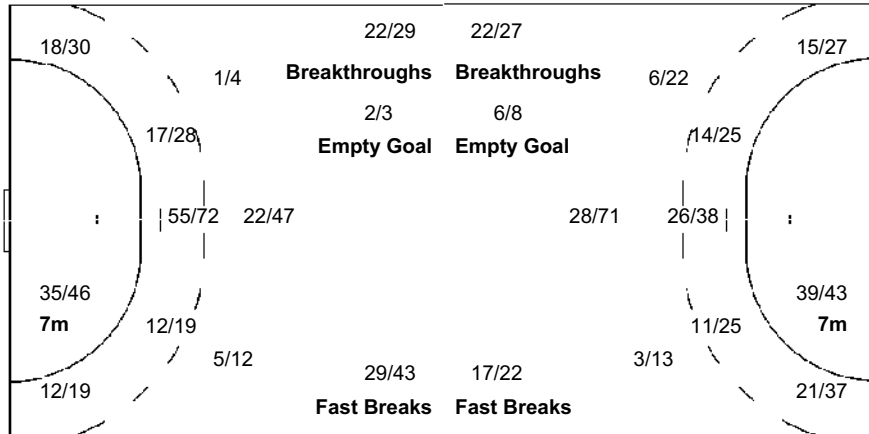
Goals / Shots

2 NOCANDY M	3 DANCETTE B	4 COATANEA P	6 VALENTINI C	7 PINEAU A	8 LASSOURCE C	10 ZAADI DEUNA G
2/4		2/2				
1/1		3/3				
4/4	1/1	2/2				
1-Missed	1-Blocked	1-Missed	3-Missed 3-Post	2-Missed 3-Post	2-Blocked	3-Post
12 LEYNAUD A	15 NIAKATE K	16 DARLEUX C	19 SERCIEN UGOLIN O	20 FLIPPES L	24 EDWIGE B	26 FOPPA P
	1/1					
			3/3		2/2	
			3/5	0/1	0/1	
	2/2	2/3	2/3			
	1-Missed 1-Post	1-Blocked	1-Missed 1-Post	3-Missed 1-Post	2-Blocked	1-Post
27 NZE MINKO E	64 LACRABERE A					
2/2	1/3	1/1				
0/1	0/1	1/2				
8/11	2/2	3/3				1/1
2-Missed 3-Post						

Team
 Goals / Shots

33/37	8/15	17/21
27/42	2/8	38/51
57/65	14/20	34/39
26-Missed	20-Post	8-Blocked

Offence



Defence

Goalkeepers
 Saves / Shots

5/30	10/22	4/30
24/50	9/15	13/31
11/52	6/17	11/55

12 LEYNAUD A

2/19	3/8	3/23
13/27	5/5	7/18
5/24	4/10	8/31

16 DARLEUX C

3/11	7/14	1/7
11/23	4/5	6/13
6/28	2/6	3/24

Legend:

%	Efficiency	2Min	2-Minute Suspensions	6m	6-metre Shots	7m	7-metre Shots	9m	9-metre Shots
AS	Assists	BC	Blue Cards	BS	Blocked Shots	BT	Breakthroughs	EG	Empty Goal
FB	Fast Breaks	G/S	Goals/Shots	GM	Gold Medal Match	MP	Matches Played	N/A	Not Applicable
No.	Uniform Number	PR	Preliminary Round	QF	Quarterfinal	RC	Red Cards	S/S	Saves/Shots
SF	Semifinal	ST	Steals	TO	Turnovers	TP	Time Played	Wing	Wing Shots
YC	Yellow Cards								



Cumulative Statistics
累積統計 / Statistiques cumulées

ROC - ROC
After 8 matches

Players		MP	Shots									Offence		Defence		Punishments			TP	
No.	Name		G/S	%	6m	Wing	9m	7m	FB	BT	EG	AS	TO	ST	BS	YC	2Min	RC		BC
1	SEDOYKINA Anna	8									5	2	1			1				4:26:39
2	KUZNETSOVA Polina	8	19/27	70	1/1	10/16	0/1		6/7	2/2	3	4	11		1	3				5:11:52
3	GORSHKOVA Polina	8	9/12	75		4/6			5/6		1	4				2				2:54:22
7	DMITRIEVA Daria	8	33/55	60	14/17		15/31		1/2	3/5	23	22	1	3	1	2				6:29:08
8	SEN Anna	8	8/11	73	6/7		0/1		2/3		2	3	2	3		5	1			3:02:12
13	VYAKHIREVA Anna	8	43/71	61	4/13	4/5	5/15	0/2	4/6	26/30	31	17	8		1	4				6:19:53
14	VEDEKHINA Polina	8	28/45	62	6/7		11/22	7/7	1/1	3/8	4	11				3				3:30:01
17	BOBROVNIKOVA Vladlena	7	9/21	43	2/2		3/11		2/3	2/5	17	8	1			2				3:37:05
19	MAKEEVA Kseniia	8	16/22	73	14/20				1/1	1/1	9	3	3	4	4	5				5:50:03
23	MIKHAYLICHENKO Elena	1	1/3	33			1/2			0/1	1		1			1				14:08
25	FOMINA Olga	8	6/12	50	0/1	4/6	0/1	1/2	1/2			3	1	1		1				2:21:27
33	ILINA Ekaterina	8	35/49	71	4/7		2/7	28/33		1/2	3	5								1:42:34
36	MANAGAROVA Iuliia	8	16/24	67	2/4	4/8			7/8	1/2	2/2	6	5	2						5:33:24
39	SKOROBOGATCHENKO Antonina	8	8/18	44	2/4		5/12			1/2	3	1				1				1:35:45
88	KALININA Viktoriia	8	1/1	100							1/1	1	1							3:11:27
Bench/Team																1				
Totals			232/371	63	55/83	26/41	42/103	36/44	30/39	40/58	3/3	109	89	31	11	8	30	1		

Goalkeepers		Total Shots		6m Shots		Wing Shots		9m Shots		7m Shots		Fast Breaks		Breakthroughs	
No.	Name	S/S	%	S/S	%	S/S	%	S/S	%	S/S	%	S/S	%	S/S	%
1	SEDOYKINA Anna	50/174	29	14/44	32	14/38	37	11/29	38	2/28	7	4/11	36	5/24	21
88	KALININA Viktoriia	33/135	24	9/28	32	8/25	32	7/17	41	3/23	13	2/15	13	4/27	15
EG		5													
Totals		83/314	26	23/72	32	22/63	35	18/46	39	5/51	10	6/26	23	9/51	18

Team Shots	Goals	Saves	Missed	Post	Blocked	Total	%
6m Shots	55	17	5	5	1	83	66
Wing Shots	26	9	2	4		41	63
9m Shots	42	32		8	9	103	41
7m Shots	36	4		4	N/A	44	82
Fast Breaks	30	6		3		39	77
Breakthroughs	40	13	2	3		58	69
Empty Goal	3	N/A				3	100
Totals	232	81	21	27	10	371	63

Played		
PR	BRA	24 - 24
PR	SWE	24 - 36
PR	HUN	38 - 31
PR	FRA	28 - 27
PR	ESP	34 - 31
QF	MNE	32 - 26
SF	NOR	27 - 26
GM	FRA	25 - 30

Number of Attacks: 442, Scoring Efficiency: 52%



Cumulative Statistics
 累積統計 / Statistiques cumulées

ROC - ROC
 After 8 matches

Shots Distribution

Players

Goals / Shots

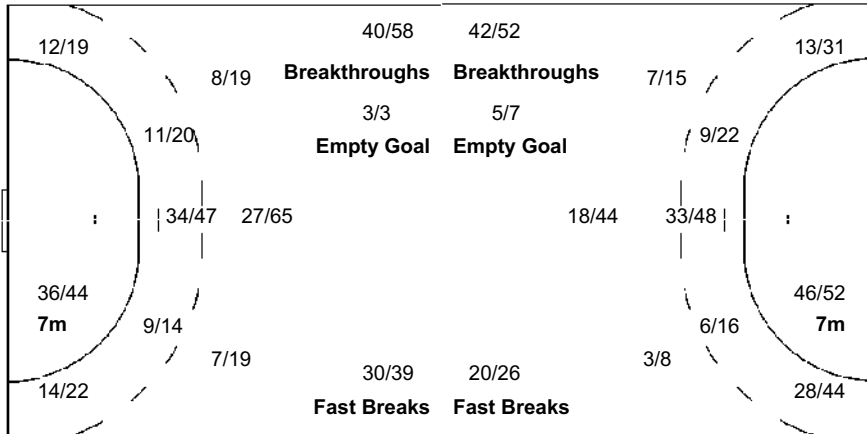
1 SEDOYKINA A	2 KUZNETSOVA P	3 GORSHKOVA P	7 DMITRIEVA D	8 SEN A	13 VYAKHIREVA A	14 VEDEKHINA P
	2/3 2/6 3/4		5/5 2/3 2/3	2/2 0/1	8/9 0/2 5/5	6/6 6/6
	4/4 1/1	1/2 0/1	1/1 0/1 5/7	1/1	4/5 1/3 6/10	2/5 0/2 2/6
	3/3 4/4	1/2 3/3	8/8 2/3 8/9	1/1 1/1 3/3	13/14 0/3 6/10	7/9 1/1 4/7
	1-Missed 1-Post		8-Missed 4-Post 3-Blocked	1-Missed 1-Post	3-Missed 6-Post 1-Blocked	1-Missed 1-Post 1-Blocked
17 BOBROVNIKOVA V	19 MAKEEVA K	23 MIKHAYLICHENKO E	25 FOMINA O	33 ILINA E	36 MANAGAROVA I	39 SKOROBOGATCHENKO A
	3/3 4/5			8/10 3/3	2/2 1/1	
1/2 0/1 2/2	0/1 2/2 0/1	1/1	1/1 0/1	3/4 0/1 3/5	4/4 2/4 1/3	0/1 0/1 1/2
0/1 0/1 4/4	4/6 1/1 2/3		1/2 4/4	3/4 15/16	6/6	3/5 2/3 2/4
1-Missed 4-Post 3-Blocked		2-Missed	2-Missed 2-Post	2-Missed 3-Post 1-Blocked	4-Post	1-Post 1-Blocked
88 KALININA V						
	1/1					

Team
 Goals / Shots

34/38	9/16	27/31
22/31	6/17	21/38
43/53	13/20	57/69
21-Missed	27-Post	10-Blocked

Offence

Defence



Goalkeepers
 Saves / Shots

7/38	5/18	2/27
15/38	12/13	12/33
9/71	16/36	5/40

1 SEDOYKINA A

4/20	4/12	1/9
6/18	6/7	7/18
6/45	12/18	4/27

88 KALININA V

3/18	1/6	1/18
9/20	6/6	5/15
3/24	4/15	1/13

Legend:

% Efficiency	2Min 2-Minute Suspensions	6m 6-metre Shots	7m 7-metre Shots	9m 9-metre Shots
AS Assists	BC Blue Cards	BS Blocked Shots	BT Breakthroughs	EG Empty Goal
FB Fast Breaks	G/S Goals/Shots	GM Gold Medal Match	MP Matches Played	N/A Not Applicable
No. Uniform Number	PR Preliminary Round	QF Quarterfinal	RC Red Cards	S/S Saves/Shots
SF Semifinal	ST Steals	TO Turnovers	TP Time Played	Wing Wing Shots
YC Yellow Cards				



Cumulative Statistics
累積統計 / Statistiques cumulées

NOR - Norway
After 8 matches

Players		MP	Shots									Offence		Defence		Punishments			TP	
No.	Name		G/S	%	6m	Wing	9m	7m	FB	BT	EG	AS	TO	ST	BS	YC	2Min	RC		BC
2	REISTAD Henny	6	24/39	62	12/18	1/1	6/15	1/1	1/1	3/3		16	9	3	1		3			3:04:16
4	KRISTIANSEN Veronica	8	32/47	68	14/19		8/13	1/2	5/6	4/7		18	11	3			3			5:14:36
5	FRAFJORD Marit Malm	8	12/16	75	11/15				1/1			4	2	2	5	1	2			5:15:25
7	SKOGRAND Stine	8	20/43	47	3/6	13/31	1/2		3/4			1	3	2			1			5:43:09
9	MOERK Nora	8	52/72	72	8/13	3/3	10/22	25/28		4/4	2/2	30	19	4			2			4:58:25
10	BREDAL OFTEDAL Stine	8	23/37	62	4/10		5/7		1/2	13/18		39	19	4						4:53:02
12	SOLBERG Silje	8	1/1	100							1/1	3	7							4:27:44
13	BRATTSET DALE Kari	8	33/43	77	23/32	1/1	0/1		6/6		3/3	9	7	2	8	2	5			5:41:17
16	LUNDE Katrine	8																		3:05:34
20	JACOBSEN Marit	8	11/16	69		9/14			2/2			2					1			2:20:35
23	HERREM Camilla	8	14/21	67	0/1	4/6			10/14			2	1	10			2			4:02:06
24	SOLBERG ISAKSEN Sanna	8	21/27	78	3/4	14/19			4/4			2	1	2			1			4:01:33
25	BREISTOEL Kristine	8	11/17	65	2/2		9/15					3	6				1			58:16
26	TOMAC Marta	8	3/5	60	1/1		2/3				0/1	5	6	2	1					1:22:50
34	JOHANSEN Vilde Ingeborg	2	1/4	25	1/2		0/2					2	1				2			51:24
Bench/Team														2			1			
Totals			258/388	66	82/123	45/75	41/80	27/31	33/40	24/32	6/7	136	94	34	15	4	23	0		

Goalkeepers		Total Shots		6m Shots		Wing Shots		9m Shots		7m Shots		Fast Breaks		Breakthroughs	
No.	Name	S/S	%	S/S	%	S/S	%	S/S	%	S/S	%	S/S	%	S/S	%
12	SOLBERG Silje	62/173	36	22/62	35	10/22	45	23/45	51	1/12	8	1/18	6	5/14	36
16	LUNDE Katrine	45/119	38	15/48	31	5/11	45	20/30	67	3/14	21	1/4	25	1/12	8
EG		6													
Totals		107/298	36	37/110	34	15/33	45	43/75	57	4/26	15	2/22	9	6/26	23

Team Shots	Goals	Saves	Missed	Post	Blocked	Total	%
6m Shots	82	22	6	9	4	123	67
Wing Shots	45	20	5	5		75	60
9m Shots	41	20		5	9	80	51
7m Shots	27	2		2	N/A	31	87
Fast Breaks	33	5		2		40	83
Breakthroughs	24	5	2	1		32	75
Empty Goal	6	N/A		1		7	86
Totals	258	74	18	25	13	388	66

Played		
PR	KOR	39 - 27
PR	ANG	30 - 21
PR	MNE	35 - 23
PR	NED	29 - 27
PR	JPN	37 - 25
QF	HUN	26 - 22
SF	ROC	26 - 27
BM	SWE	36 - 19

Number of Attacks: 464, Scoring Efficiency: 56%



Cumulative Statistics
 累積統計 / Statistiques cumulées

NOR - Norway
 After 8 matches

Shots Distribution

Players

Goals / Shots


2 REISTAD H			4 KRISTIANSEN V			5 FRAFJORD MM			7 SKOGRAND S			9 MOERK N			10 BREDAL OFTEDAL S			12 SOLBERG S		
3/3	1/2	1/2	2/3		2/2		1/1	1/1	3/4	1/1		9/9	2/2	3/3	2/2		2/2			
2/3	0/3	0/1	3/4	0/1	2/2	2/2	1/1	2/4	2/3		1/4	4/6	1/4	3/5	5/8		1/3			
8/8	1/2	8/8	10/10	4/5	9/11	2/2	0/1	3/3	6/11	4/8	3/6	15/18	7/8	8/8	8/10	2/2	3/5		1/1	
6-Post 1-Blocked			4-Missed 2-Post 3-Blocked 1-Missed			4-Missed 2-Post			4-Missed 3-Post 2-Blocked 1-Missed 3-Post 1-Blocked											

13 BRATTSET DALE K			16 LUNDE K			20 JACOBSEN M			23 HERREM C			24 SOLBERG ISAKSEN S			25 BREISTOEL K			26 TOMAC M		
1/2	1/1	1/1				2/2		0/1		0/1	2/2	0/2		8/9	0/1		4/4			
4/5	3/4	2/2				1/1		1/2	1/1			3/3		2/2	1/1		3/3			
9/11	5/6	7/7				3/3	2/2	2/2	3/3	4/6	4/6	6/6		2/2	2/2		1/3	1/1		2/2
1-Missed 2-Post 1-Blocked			2-Missed 1-Post			2-Post			3-Post			3-Blocked 1-Missed 1-Post								

34 JOHANSEN VI		
0/1		
1/1		
2-Blocked		

Team
Goals / Shots

22/29	6/8	24/27
28/37	5/13	17/28
74/86	30/41	52/63
18-Missed 25-Post 13-Blocked		



Goalkeepers
Saves / Shots

10/35	3/10	4/28
24/36	11/19	18/40
11/55	16/24	10/51

12 SOLBERG S

6/21	3/5	2/17
13/22	6/7	11/25
5/26	11/16	5/34

16 LUNDE K

4/14	0/5	2/11
11/14	5/6	7/15
6/29	5/8	5/17

Legend:

% Efficiency	2Min 2-Minute Suspensions	6m 6-metre Shots	7m 7-metre Shots	9m 9-metre Shots
AS Assists	BC Blue Cards	BM Bronze Medal Match	BS Blocked Shots	BT Breakthroughs
EG Empty Goal	FB Fast Breaks	G/S Goals/Shots	MP Matches Played	N/A Not Applicable
No. Uniform Number	PR Preliminary Round	QF Quarterfinal	RC Red Cards	S/S Saves/Shots
SF Semifinal	ST Steals	TO Turnovers	TP Time Played	Wing Wing Shots
YC Yellow Cards				



Cumulative Statistics
累積統計 / Statistiques cumulées

SWE - Sweden
After 8 matches

Players		MP	Shots									Offence		Defence		Punishments			TP	
No.	Name		G/S	%	6m	Wing	9m	7m	FB	BT	EG	AS	TO	ST	BS	YC	2Min	RC		BC
1	BUNDSSEN Johanna	8									4	4								4:49:48
6	STROMBERG Carin	8	34/62	55	8/18		13/29			9/10	4/5	36	10	1	1	1	3			4:58:47
7	BLOHM Linn	7	24/28	86	20/24					4/4		4	5	3	5		3	1		5:35:41
8	ROBERTS Jamina	8	39/59	66	11/19	1/1	4/13			4/4	19/22	30	15	7	4		6			5:28:41
9	PETREN Melissa	8	6/20	30	1/8		3/9				2/3	6	6							59:16
10	LUNDSTROM Mathilda	8	18/26	69	3/4	7/12				7/9	1/1	1	2	5			1			4:28:34
14	WESTBERG Johanna	8	22/33	67	1/2		2/9	18/21			1/1	5	2							37:15
16	RYDE Jessica	8											1							2:39:36
17	DANO Nina	1	1/4	25			1/3				0/1	3	2							31:59
19	LAGERQUIST Anna	8	3/7	43	3/7							5	1	2	3	1	5			4:24:26
23	LINDQVIST Emma	8	15/31	48	6/11	0/1	2/8			2/4	5/7	11	4	1	2	1	5			5:54:46
24	HAGMAN Nathalie	8	23/32	72	2/2	9/12				7/11	4/6		2	1						3:39:34
29	THORLEIFSDOTTIR Kristin	8	2/3	67			1/2				1/1	2	4							1:23:17
38	HANSSON Elin	8	28/42	67	2/2	19/32				7/8		4	9	5						7:16:51
42	CARLSON Jenny	8	22/42	52	9/14	1/3	6/18			2/2	4/5	7	9				3			3:10:00
Bench/Team													4							
Totals			237/389	61	66/111	37/61	32/91	25/32	30/37	42/51	5/6	118	80	25	15	3	26	1		

Goalkeepers		Total Shots		6m Shots		Wing Shots		9m Shots		7m Shots		Fast Breaks		Breakthroughs	
No.	Name	S/S	%	S/S	%	S/S	%	S/S	%	S/S	%	S/S	%	S/S	%
1	BUNDSSEN Johanna	49/190	26	11/55	20	9/35	26	15/39	38	4/23	17	1/10	10	9/28	32
16	RYDE Jessica	39/119	33	7/34	21	8/19	42	8/20	40	11/21	52	2/8	25	3/17	18
EG		7													
Totals		88/316	28	18/89	20	17/54	31	23/59	39	15/44	34	3/18	17	12/45	27

Team Shots	Goals	Saves	Missed	Post	Blocked	Total	%
6m Shots	66	29	8	5	3	111	59
Wing Shots	37	13	5	6		61	61
9m Shots	32	26		8	14	91	35
7m Shots	25	6	1		N/A	32	78
Fast Breaks	30	6		1		37	81
Breakthroughs	42	5		4		51	82
Empty Goal	5	N/A		1		6	83
Totals	237	85	25	25	17	389	61

Played		
PR	ESP	31 - 24
PR	ROC	36 - 24
PR	FRA	28 - 28
PR	BRA	34 - 31
PR	HUN	23 - 26
QF	KOR	39 - 30
SF	FRA	27 - 29
BM	NOR	19 - 36

Number of Attacks: 445, Scoring Efficiency: 53%



Cumulative Statistics
 累積統計 / Statistiques cumulées

SWE - Sweden
 After 8 matches

Shots Distribution

Players

Goals / Shots

1 BUNDSSEN J	6 STROMBERG C	7 BLOHM L	8 ROBERTS J	9 PETREN M	10 LUNDSTROM M	14 WESTBERG J
	6/8 5/6 6/6	3/3 1/1 6/6	8/8 1/2 6/7	1/1 0/1 1/1	3/4 0/1	2/3 6/6
	3/7 1/2 2/4	4/6 3/3	2/7 5/7	0/1 1/2	1/2 0/1	0/3 0/1 3/4
	7/9 1/3 3/4	4/4 1/1 2/2	9/11 1/2 7/7	2/2 0/4 1/1	3/3 7/7 4/4	2/2 1/2 8/8
	1-Missed 6-Post 6-Blocked 2-Missed		4-Missed 2-Post 2-Blocked 2-Missed 1-Post 4-Blocked 3-Missed 1-Post			2-Missed 1-Post 1-Blocked

16 RYDE J	17 DANO N	19 LAGERQUIST A	23 LINDQVIST E	24 HAGMAN N	29 THORLEIFSDOTTIR K	38 HANSSON E
			2/3 2/2	1/3 1/1 2/2	0/1 2/2	1/1 9/10
	0/1	0/2 0/1 1/1	1/5 0/2 4/5	4/7 3/4		3/4 3/7
	1/1	2/2	1/2 1/2 4/4	7/7 2/3 3/3		6/7 3/3 3/3
	1-Post 1-Blocked	1-Post	3-Missed 3-Post	1-Missed 1-Post		3-Missed 4-Post

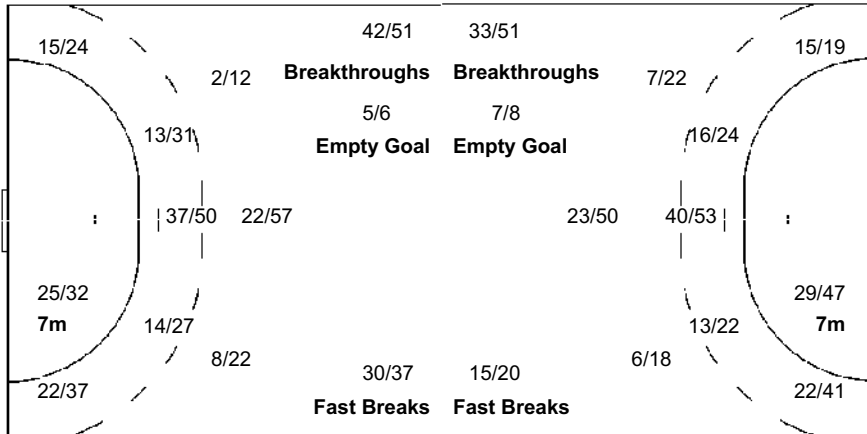
42 CARLSON J
1/2 2/4
2/3 0/2 6/8
6/7 1/1 4/4
4-Missed 4-Post 3-Blocked

Team
 Goals / Shots

27/36	9/12	42/47
20/48	1/9	31/45
48/55	18/28	41/42
25-Missed 25-Post 17-Blocked		

Offence

Defence



Goalkeepers
 Saves / Shots

2/15	10/23	3/21
21/45	12/16	16/35
8/59	8/39	8/63

1 BUNDSSEN J

1/11	7/14	3/12
13/32	6/7	10/21
3/34	2/19	4/40

16 RYDE J

1/4	3/9	0/9
8/13	6/6	6/14
5/24	6/19	4/21

Legend:

%	Efficiency	2Min	2-Minute Suspensions	6m	6-metre Shots	7m	7-metre Shots	9m	9-metre Shots
AS	Assists	BC	Blue Cards	BM	Bronze Medal Match	BS	Blocked Shots	BT	Breakthroughs
EG	Empty Goal	FB	Fast Breaks	G/S	Goals/Shots	MP	Matches Played	N/A	Not Applicable
No.	Uniform Number	PR	Preliminary Round	QF	Quarterfinal	RC	Red Cards	S/S	Saves/Shots
SF	Semifinal	ST	Steals	TO	Turnovers	TP	Time Played	Wing	Wing Shots
YC	Yellow Cards								



Cumulative Statistics
累積統計 / Statistiques cumulées

NED - Netherlands
After 6 matches

Players		MP	Shots									Offence		Defence		Punishments			TP	
No.	Name		G/S	%	6m	Wing	9m	7m	FB	BT	EG	AS	TO	ST	BS	YC	2Min	RC		BC
6	van der HEIJDEN Laura	6	14/27	52	3/7	0/2	5/12			6/6		4	11		1		1			2:10:14
7	BONT Debbie	6	11/14	79	2/3	5/7	2/2		1/1		1/1		2	2			4			2:52:47
8	ABBINGH Lois	5	24/38	63	4/5	1/1	7/18	7/7	1/1	1/2	3/4	9	8	1		1				2:21:22
9	NUSSER Larissa	1	0/1	0	0/1								1							6:04
10	SNELDER Danick	6	16/23	70	11/17				5/6			6	4	1	2	1	8			3:31:47
12	van WETERING Bo	6	19/22	86	2/2	13/16			4/4			3		5						3:08:30
17	GROOT Nycke	6	10/18	56	3/3		2/8			4/5	1/2	22	16	5	2		2			3:06:35
18	DULFER Kelly	6	15/28	54	7/8		2/11		0/1	4/6	2/2	11	9	3	10	1	1			4:20:30
19	FRERIKS Merel	6	17/20	85	15/18				2/2			4	4		5		2			2:42:47
20	SMITS Inger	6	20/40	50	6/10	0/1	7/21		2/3	5/5		16	4		2		1			3:12:40
24	SMEETS Martine	6	9/13	69		8/11			1/2			1	1	2						2:57:56
26	MALESTEIN Angela	6	19/33	58	3/4	8/19		5/6	3/4			1	3	4		1				3:13:29
30	DUIJNDAM Rinka	6											4							2:01:45
33	WESTER Tess	6										1	1							3:39:54
48	HOUSHEER Dione	6	17/28	61	6/8		7/16		1/1	3/3		14	10		1		2	1		2:33:40
Bench/Team													1							
Totals			191/305	63	62/86	35/57	32/88	12/13	20/25	23/27	7/9	92	79	23	23	4	21	1		

Goalkeepers		Total Shots		6m Shots		Wing Shots		9m Shots		7m Shots		Fast Breaks		Breakthroughs	
No.	Name	S/S	%	S/S	%	S/S	%	S/S	%	S/S	%	S/S	%	S/S	%
30	DUIJNDAM Rinka	23/84	27	6/30	20	5/13	38	7/15	47	1/11	9	2/9	22	2/6	33
33	WESTER Tess	36/149	24	12/43	28	6/26	23	12/36	33	2/15	13	2/12	17	2/17	12
EG		1													
Totals		59/234	25	18/73	25	11/39	28	19/51	37	3/26	12	4/21	19	4/23	17

Team Shots	Goals	Saves	Missed	Post	Blocked	Total	%
6m Shots	62	16	1	5	2	86	72
Wing Shots	35	15	4	3		57	61
9m Shots	32	34		10	9	88	36
7m Shots	12		1		N/A	13	92
Fast Breaks	20	3	1	1		25	80
Breakthroughs	23	3		1		27	85
Empty Goal	7	N/A	2			9	78
Totals	191	71	12	20	11	305	63

Played		
PR	JPN	32 - 21
PR	KOR	43 - 36
PR	ANG	37 - 28
PR	NOR	27 - 29
PR	MNE	30 - 29
QF	FRA	22 - 32

Number of Attacks: 370, Scoring Efficiency: 52%



Cumulative Statistics
 累積統計 / Statistiques cumulées

NED - Netherlands
 After 6 matches

Shots Distribution

Players

Goals / Shots


6 van der HEIJDEN L	7 BONT D	8 ABBINGH L	9 NUSSER L	10 SNEIDER D	12 van WETERING B	17 GROOT N														
3/3		1/1	1/1	1/1				0/1				1/1	2/3	3/3	2/2	1/1	5/5	1/1		1/1
2/4	0/2	2/5	2/2	0/2	1/1	4/6	2/2	5/6				1/1		3/5	2/2		1/1	1/1	1/2	1/1
2/3	1/1	3/4	1/1	1/2	4/4	3/4	3/4	7/7	0/1				0/1	6/7	2/2	1/1	5/5	3/4	1/2	1/3
1-Missed	2-Post	1-Blocked				2-Missed	3-Post	3-Blocked				2-Post	1-Missed	2-Post	1-Missed			1-Missed		2-Blocked

18 DULFER K	19 FRERIKS M	20 SMITS I	24 SMEETS M	26 MALESTEIN A	30 DUIJNDAM R	33 WESTER T														
1/2		4/5	0/1		5/5	2/4	1/2	5/5	2/4		1/1	4/7	4/6							
	1/2	1/2	3/3		2/2	1/2	0/4	3/4	2/4		1/1	3/3	0/1							
2/4	1/1	5/9	2/2	4/4	1/1	4/5		4/4	2/2	3/5	1/1	2/2	3/6	3/4						
2-Post	1-Blocked	1-Missed	1-Post	3-Missed	6-Post	1-Blocked				3-Missed	1-Post									

48 HOUSHEER D		
1/1	1/2	3/3
3/5		3/5
1/1	3/4	2/3
1-Post		3-Blocked

Team
Goals / Shots

16/23	10/15	27/29
24/33	4/15	23/33
24/31	21/31	42/52
12-Missed	20-Post	11-Blocked



Goalkeepers
Saves / Shots

7/25	3/10	7/31
5/22	7/10	5/26
11/49	6/17	8/44

30 DUIJNDAM R

0/6	2/6	3/8
3/7	3/5	2/5
5/20	3/6	2/21

33 WESTER T

7/19	1/4	4/23
2/15	4/4	3/21
6/29	3/11	6/23

Legend:

%	Efficiency	2Min	2-Minute Suspensions	6m	6-metre Shots	7m	7-metre Shots	9m	9-metre Shots
AS	Assists	BC	Blue Cards	BS	Blocked Shots	BT	Breakthroughs	EG	Empty Goal
FB	Fast Breaks	G/S	Goals/Shots	MP	Matches Played	N/A	Not Applicable	No.	Uniform Number
PR	Preliminary Round	QF	Quarterfinal	RC	Red Cards	S/S	Saves/Shots	ST	Steals
TO	Turnovers	TP	Time Played	Wing	Wing Shots	YC	Yellow Cards		



Cumulative Statistics
累積統計 / Statistiques cumulées

MNE - Montenegro
After 6 matches

Players		MP	Shots									Offence		Defence		Punishments			TP	
No.	Name		G/S	%	6m	Wing	9m	7m	FB	BT	EG	AS	TO	ST	BS	YC	2Min	RC		BC
1	RAJCIC Marina	6	1/1	100						1/1										2:09:36
4	RADICEVIC Jovanka	6	46/57	81	2/2	16/23		21/22	4/5	0/1	3/4	4	4	2						5:56:57
9	JAUKOVIC Durdina	6	28/53	53	10/17			9/24	2/3	1/1	5/7	1/1	16	12	2	7		3		5:14:49
10	PLETIKOSIC Matea	6	1/4	25						1/3		6	6							34:18
13	MUGOSA Dijana	6	9/13	69		5/8			4/5				1	1				1		1:45:36
15	KLIKOVAC Andrea	6	6/10	60	2/5		1/2			2/2		4	5			2	2			3:10:25
16	NENEZIC Ljubica	6										1								3:30:21
33	BABOVIC Anastasija	2	0/2	0						0/2										33:01
34	BRNOVIC Tatjana	6	25/33	76	19/25		1/1		3/3		1/1	9	12	3	4	2	6			4:01:25
55	PAVICEVIC Ivona	4																		
66	RAMUSOVIC Ema	6	8/13	62	4/9					1/1	4	6		1	1	1				3:19:39
77	MEHMEDOVIC Majda	6	17/28	61	2/4	9/14	0/2	0/1	5/5		1/1	5	4	2	1		2			4:39:22
80	DESPOTOVIC Jelena	6	7/24	29	2/9	0/3	4/8		0/1	1/1		12	10	2	2		1			3:10:23
96	GRBIC Itana	6	16/37	43	5/13		4/13		0/1	5/6	1/1	24	23							2:44:23
97	VUKCEVIC Nikolina	6	1/1	100					1/1			1		1		1	1			1:09:45
Bench/Team																6				
Totals			165/276	60	46/84	30/48	19/50	23/26	18/22	14/20	9/12	86	83	13	15	12	17	0		

Goalkeepers		Total Shots		6m Shots		Wing Shots		9m Shots		7m Shots		Fast Breaks		Breakthroughs	
No.	Name	S/S	%	S/S	%	S/S	%	S/S	%	S/S	%	S/S	%	S/S	%
1	RAJCIC Marina	24/91	26	6/24	25	3/18	17	8/11	73	0/4	0	2/17	12	3/10	30
16	NENEZIC Ljubica	26/115	23	9/31	29	6/21	29	6/21	29	0/10	0	1/12	8	4/18	22
33	BABOVIC Anastasija	4/21	19	1/5	20	0/6	0	1/1	100	0/5	0			0/1	0
EG		1													
Totals		54/228	24	16/60	27	9/45	20	15/33	45	0/19	0	3/29	10	7/29	24

Team Shots	Goals	Saves	Missed	Post	Blocked	Total	%
6m Shots	46	24	8	6		84	55
Wing Shots	30	13	1	4		48	63
9m Shots	19	19		4	5	50	38
7m Shots	23	3			N/A	26	88
Fast Breaks	18	2		2		22	82
Breakthroughs	14	3	2	1		20	70
Empty Goal	9	N/A	2		1	12	75
Totals	165	72	16	17	6	276	60

Played		
PR	ANG	33 - 22
PR	JPN	26 - 29
PR	NOR	23 - 35
PR	KOR	28 - 26
PR	NED	29 - 30
QF	ROC	26 - 32

Number of Attacks: 350, Scoring Efficiency: 47%



Cumulative Statistics

累積統計 / Statistiques cumulées

MNE - Montenegro

After 6 matches

Shots Distribution

Players

Goals / Shots

1 RAJCIC M	4 RADICEVIC J	9 JAUKOVIC D	10 PLETIKOSIC M	13 MUGOSA D	15 KLIKOVAC A	16 NENEZIC L
1/1	5/5 3/4 3/5 5/6 2/2 3/3 7/7 5/6 13/14	2/3 6/8 4/6 0/3 1/5 6/8 2/2 7/8	0/1 0/2 1/1	3/5 3/3 2/2 1/2 0/1	2/2 0/1 1/3 1/1 2/2	
	1-Missed 3-Post 1-Blocked	6-Missed 2-Post 2-Blocked			1-Blocked	

33 BABOVIC A	34 BRNOVIC T	55 PAVICEVIC I	66 RAMUSOVIC E	77 MEHMEDOVIC M	80 DESPOTOVIC J	96 GRBIC I
	2/2 3/4 1/1 4/5 2/3 1/1 6/6 3/5 3/3		0/1 1/1 1/1 0/2 3/3 2/3 1/1	1/1 1/1 5/5 0/2 0/3 2/5 3/3 2/4 3/3	1/2 0/2 1/2 2/3 0/1 0/1 1/1 1/3 1/2	4/8 3/3 2/7 1/2 3/4 3/3 0/1
2-Missed	2-Missed 1-Post		1-Missed	1-Post	2-Missed 4-Post 1-Blocked	2-Missed 6-Post 1-Blocked

97 VUKCEVIC N
1/1

Team

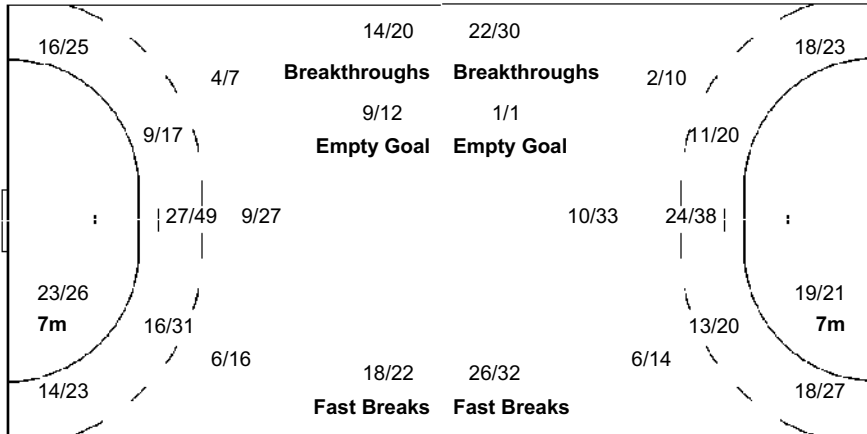
Goals / Shots

18/27	7/13	23/29
21/33	6/16	13/26
31/33	16/25	30/35

16-Missed 17-Post 6-Blocked

Offence

Defence



Goalkeepers

Saves / Shots

5/23	4/9	3/25
5/31	3/4	16/39
3/34	10/26	5/37

1 RAJCIC M

3/13	3/3	2/12
2/13	1/1	5/15
1/9	4/11	3/14

16 NENEZIC L

2/9	1/5	1/12
2/16	1/1	11/20
2/23	5/11	1/18

33 BABOVIC A

0/1	0/1	0/1
1/2	1/1	0/4
0/2	1/4	1/5

Legend:		
%	Efficiency	
AS	Assists	
FB	Fast Breaks	
PR	Preliminary Round	
TO	Turnovers	
2Min	2-Minute Suspensions	
BC	Blue Cards	
G/S	Goals/Shots	
QF	Quarterfinal	
TP	Time Played	
6m	6-metre Shots	
BS	Blocked Shots	
MP	Matches Played	
RC	Red Cards	
Wing	Wing Shots	
7m	7-metre Shots	
BT	Breakthroughs	
N/A	Not Applicable	
S/S	Saves/Shots	
YC	Yellow Cards	
9m	9-metre Shots	
EG	Empty Goal	
No.	Uniform Number	
ST	Steals	



Cumulative Statistics
累積統計 / Statistiques cumulées

HUN - Hungary
After 6 matches

Players		MP	Shots									Offence		Defence		Punishments			TP		
No.	Name		G/S	%	6m	Wing	9m	7m	FB	BT	EG	AS	TO	ST	BS	YC	2Min	RC		BC	
2	SZOLLOSI-ZACSIK Szandra	6	23/43	53	5/6			8/26	2/2	1/1	7/8		10	13	2			3			3:06:16
6	SCHATZL Nadine	6	13/21	62	1/1	10/18				2/2					2						2:32:22
7	SZUCSANSZKI Zita	3	3/4	75				2/2			1/2		3	1				1			1:09:01
8	KOVACSICS Aniko	1											2	3							27:17
12	SZIKORA Melinda	3																			31:51
14	KISFALUDY Anett	6	7/10	70	7/10								3	1			1	1			2:49:33
16	BIRO Blanka	6											2								4:20:56
19	MARTON Greta	6	12/16	75	1/2	8/11				2/2		1/1	2	2							3:23:52
38	VAMOS Petra	6	26/43	60	5/7			5/11	7/13		9/12		13	11				1			2:50:03
42	KLUJBER Katrin Gitta	6	23/48	48	2/9	1/1		3/16	13/17	1/1	3/4		13	9	1			1			2:32:13
45	HAFRA Noemi	6	16/34	47	8/17			4/11				4/5	0/1	20	18	4		5			3:26:05
58	BORDAS Reka	6	7/8	88	6/7					1/1			4	1	1			1			2:40:15
61	JANURIK Kinga	3																			48:05
66	LUKACS Viktoria	6	19/33	58	1/2	12/22				5/7		1/2	1	4	2	1		1			5:40:49
76	HELEMBAI Fanny	3	1/2	50	0/1					1/1			1	1	1	1					35:42
87	TOMORI Zsuzsanna	6	14/25	56	6/9			4/11		2/2	2/3		5	3	5	4		3	1		4:06:35
88	KISS Nikoletta	5	0/2	0				0/2						2			1	2			59:05
	Bench/Team													1			1				
	Totals		164/289	57	42/71	31/52		26/79	22/32	15/17	26/34	2/4	77	70	20	7	2	19	1		

Goalkeepers		Total Shots		6m Shots		Wing Shots		9m Shots		7m Shots		Fast Breaks		Breakthroughs	
No.	Name	S/S	%	S/S	%	S/S	%	S/S	%	S/S	%	S/S	%	S/S	%
12	SZIKORA Melinda	4/17	24	1/5	20	1/5	20	2/3	67	0/1	0	0/2	0	0/1	0
16	BIRO Blanka	50/177	28	12/42	29	13/35	37	13/34	38	3/16	19	5/21	24	4/29	14
61	JANURIK Kinga	8/41	20	2/14	14	1/3	33	3/11	27	0/2	0	0/2	0	2/9	22
	EG	2													
	Totals	62/237	26	15/61	25	15/43	35	18/48	38	3/19	16	5/25	20	6/39	15

Team Shots	Goals	Saves	Missed	Post	Blocked	Total	%
6m Shots	42	17	3	5	4	71	59
Wing Shots	31	16	3	2		52	60
9m Shots	26	25		6	7	79	33
7m Shots	22	6	2	2	N/A	32	69
Fast Breaks	15	1		1		17	88
Breakthroughs	26	7		1		34	76
Empty Goal	2	N/A	1	1		4	50
Totals	164	72	24	18	11	289	57

Played		
PR	FRA	29 - 30
PR	BRA	27 - 33
PR	ROC	31 - 38
PR	ESP	29 - 25
PR	SWE	26 - 23
QF	NOR	22 - 26

Number of Attacks: 336, Scoring Efficiency: 49%



Cumulative Statistics
 累積統計 / Statistiques cumulées

HUN - Hungary
 After 6 matches

Shots Distribution

Players

Goals / Shots

2 SZOLLOSI-ZACSIK S 4/5 0/1 1/3 2/3 0/1 2/3 7/7 2/2 5/5 7-Missed 3-Post 3-Blocked 2-Missed 2-Post	6 SCHATZL N 2/3 0/1 1/1 0/1 3/3 2/2 5/6 0/1	7 SZUCSANSZKI Z 1/1	8 KOVACSICS A	12 SZIKORA M	14 KISFALUDY A 1/1 0/1 1/1 2/2 2/3 1-Missed	16 BIRO B
19 MARTON G 2/2 1/1 0/1 1/1 0/2 7/7 1/2	38 VAMOS P 4/4 1/2 3/3 5/9 0/1 1/1 7/10 1/1 4/5 5-Missed 2-Post	42 KLUJBER KG 3/4 0/1 4/9 0/2 2/4 3/3 3/5 8/12 1-Missed 2-Post 5-Blocked	45 HAFRA N 2/3 1/1 1/2 2/5 0/2 2/5 6/7 2/2 4-Missed 1-Post 2-Blocked	58 BORDAS R 1/1 1/1 2/2 1/1 2/2 1-Post	61 JANURIK K	66 LUKACS V 1/1 2/3 4/4 1/4 1/1 3/3 3/6 4/7 1-Missed 3-Post
76 HELEMBAI F 1/1 0/1	87 TOMORI Z 1/1 0/2 3/3 5/6 0/1 1/1 3/3 1/1 2-Missed 4-Post 1-Blocked 1-Missed	88 KISS N 0/1				

Team

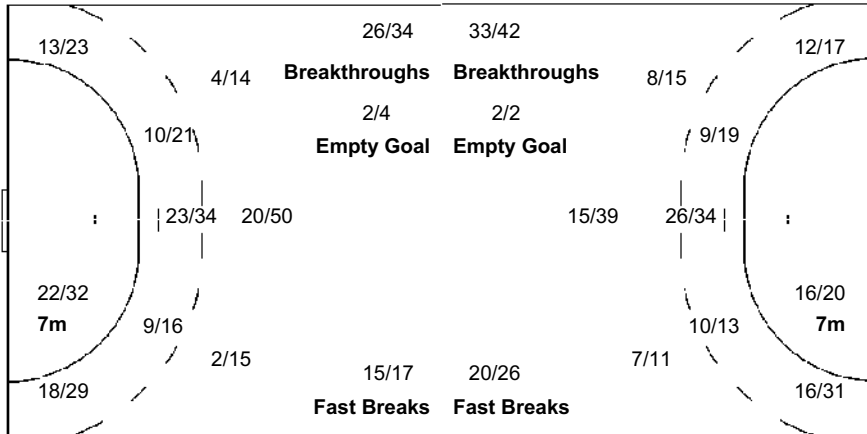
Goals / Shots

19/23	4/10	16/19
20/38	2/11	15/23
42/48	17/23	29/41

24-Missed 18-Post 11-Blocked

Offence

Defence



Goalkeepers

Saves / Shots

2/23	9/13	3/20
17/34	3/6	17/43
3/39	5/17	3/42

12 SZIKORA M

0/4	0/1
1/1	2/2
1/6	0/1 0/2

16 BIRO B

2/16	9/11	3/18
14/26	1/1	12/34
2/22	5/15	2/34

61 JANURIK K

0/3	0/2	0/1
3/8	1/2	3/7
0/11	0/1	1/6

Legend:

%	Efficiency	2Min	2-Minute Suspensions	6m	6-metre Shots	7m	7-metre Shots	9m	9-metre Shots
AS	Assists	BC	Blue Cards	BS	Blocked Shots	BT	Breakthroughs	EG	Empty Goal
FB	Fast Breaks	G/S	Goals/Shots	MP	Matches Played	N/A	Not Applicable	No.	Uniform Number
PR	Preliminary Round	QF	Quarterfinal	RC	Red Cards	S/S	Saves/Shots	ST	Steals
TO	Turnovers	TP	Time Played	Wing	Wing Shots	YC	Yellow Cards		



Cumulative Statistics
累積統計 / Statistiques cumulées
KOR - Republic of Korea
After 6 matches

Players		MP	Shots									Offence		Defence		Punishments			TP
No.	Name		G/S	%	6m	Wing	9m	7m	FB	BT	EG	AS	TO	ST	BS	YC	2Min	RC	
1	JU Hui	6	1/1	100						1/1									4:06:04
10	WON Seonpil	6	0/2	0	0/2							3				1			34:17
11	RYU Eun Hee	6	31/61	51	9/10			13/35	1/2	1/3	7/10	0/1	25	14	8		1		5:26:02
12	JEONG Jinhui	6										1							1:37:54
13	KIM Yunji	3	1/6	17		0/4				1/2							1		25:23
15	CHOI Sumin	6	15/21	71	6/7	6/9	1/2			2/3			9	2		1	3		4:04:25
17	SIM Haein	6	14/27	52	5/8		4/12	1/1		3/4	1/2	11	9	1	1		2		4:27:44
19	KANG Eunhye	6	12/17	71	9/14					3/3		4	6	1	3		2		3:43:03
21	JO Harang	6	13/17	76	3/3	5/8	0/1			2/2	1/1	2/2	5	5	1		1		2:08:10
22	GIM Boeun	6	5/8	63	2/5					1/1		2/2	1	3			1		1:53:06
23	LEE Migyeong	6	32/52	62	7/14		5/12	15/16	1/2	4/8		11	13	3			1		4:23:22
24	KANG Kyungmin	6	16/30	53	2/6	1/1	2/8	2/3	1/2	7/9	1/1	14	13	1					1:49:57
25	JUNG Yura	6	26/38	68	3/4	9/16	0/1	5/6	7/9		2/2	7	4	3					5:22:08
27	KIM Jinyi	6	9/20	45	1/2		4/12				4/6	6	4	1	1		1		1:45:33
34	JUNG Ji In	3	2/2	100		2/2							2						12:52
Bench/Team													1			1			
Totals			177/302	59	47/75	23/40	29/83	24/28	19/27	26/38	9/11	84	87	21	5	2	14	0	

Goalkeepers		Total Shots		6m Shots		Wing Shots		9m Shots		7m Shots		Fast Breaks		Breakthroughs	
No.	Name	S/S	%	S/S	%	S/S	%	S/S	%	S/S	%	S/S	%	S/S	%
1	JU Hui	44/191	23	21/84	25	7/26	27	11/34	32	1/7	14	3/23	13	1/17	6
12	JEONG Jinhui	17/70	24	5/25	20	2/13	15	9/13	69	0/5	0	0/5	0	1/9	11
EG		4													
Totals		61/265	23	26/109	24	9/39	23	20/47	43	1/12	8	3/28	11	2/26	8

Team Shots	Goals	Saves	Missed	Post	Blocked	Total	%
6m Shots	47	23	3	1	1	75	63
Wing Shots	23	14	1	2		40	58
9m Shots	29	22		5	19	83	35
7m Shots	24	3		1	N/A	28	86
Fast Breaks	19	5	1	2		27	70
Breakthroughs	26	8	1	3		38	68
Empty Goal	9	N/A	1	1		11	82
Totals	177	75	15	15	20	302	59

Played		
PR	NOR	27 - 39
PR	NED	36 - 43
PR	JPN	27 - 24
PR	MNE	26 - 28
PR	ANG	31 - 31
QF	SWE	30 - 39

Number of Attacks: 371, Scoring Efficiency: 48%



Cumulative Statistics

累積統計 / Statistiques cumulées

KOR - Republic of Korea

After 6 matches

Shots Distribution

Players

Goals / Shots

1 JU H	10 WON S	11 RYU EH	12 JEONG J	13 KIM Y	15 CHOI S	17 SIM H
1/1	0/1 0/1	4/4 0/1 5/7 5/8 0/1 4/5 9/10 4/5		0/1 0/1 0/2 1/1	0/2 1/1 2/2 0/1 3/3 5/5 0/3 4/4	2/2 1/1 1/2 2/2 2/4 1/1 5/6
		9-Missed 4-Post 7-Blocked		1-Missed		2-Missed 3-Post 4-Blocked
19 KANG E	21 JO H	22 GIM B	23 LEE M	24 KANG K	25 JUNG Y	27 KIM J
0/1 0/2 1/1 8/8 1/3 2/2	3/4 0/2 1/1 1/1 0/2 3/3 5/5	1/3 2/2 0/1 1/1 1/1	2/3 2/4 5/5 2/2 6/11 5/8 1/3 9/9	2/2 1/1 2/3 3/5 0/2 0/2 5/7 2/3 1/1	3/3 1/1 4/5 1/1 1/4 8/9 1/1 7/10	1/1 1/2 0/1 1/3 2/3 1/3 3/3
	1-Blocked		1-Missed 2-Post 4-Blocked	1-Missed 1-Post 2-Blocked	1-Missed 3-Post	2-Post 2-Blocked
34 JUNG JI						
1/1 1/1						

Team

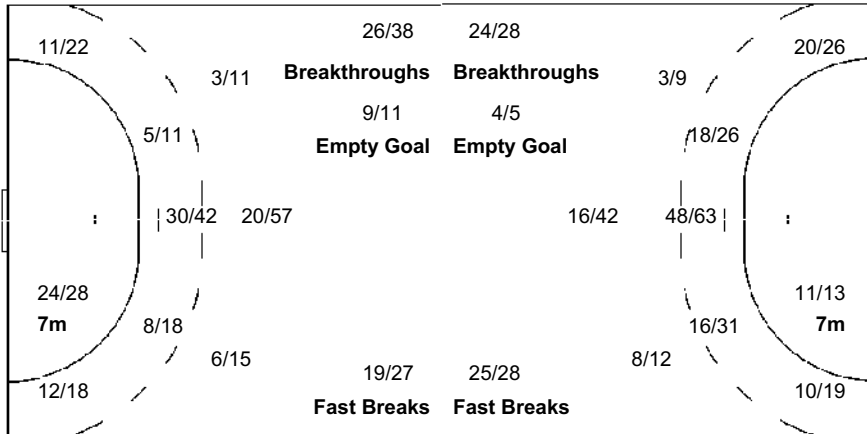
Goals / Shots

9/13	9/13	14/20
22/31	8/16	18/37
45/55	11/21	41/46

15-Missed 15-Post 20-Blocked

Offence

Defence



Goalkeepers

Saves / Shots

8/21	4/17	5/32
8/40	7/8	10/24
6/54	6/33	7/36

1 JU H	6/16	4/12	4/19
	8/35	4/4	8/18
	5/44	3/24	2/19

12 JEONG J	2/5	0/4	1/13
	0/5	3/3	2/5
	1/10	3/8	5/17

Legend:	% Efficiency	2Min 2-Minute Suspensions	6m 6-metre Shots	7m 7-metre Shots	9m 9-metre Shots
AS Assists	BC Blue Cards	BS Blocked Shots	BT Breakthroughs	EG Empty Goal	No. Uniform Number
FB Fast Breaks	G/S Goals/Shots	MP Matches Played	N/A Not Applicable	S/S Saves/Shots	ST Steals
PR Preliminary Round	QF Quarterfinal	RC Red Cards	S/S Saves/Shots	YC Yellow Cards	
TO Turnovers	TP Time Played	Wing Wing Shots			



Cumulative Statistics
 累積統計 / Statistiques cumulées

ESP - Spain
 After 5 matches

Players		MP	Shots									Offence		Defence		Punishments			TP	
No.	Name		G/S	%	6m	Wing	9m	7m	FB	BT	EG	AS	TO	ST	BS	YC	2Min	RC		BC
2	LOPEZ HERRERO Marta	5	18/22	82	2/2	12/16			3/3	1/1		4	6				1			2:53:53
4	MARTIN BERENGUER Carmen Dolores	5	20/27	74	3/3	6/11		9/11	1/1		1/1	3	2	2						1:57:48
10	CESAREO ROMERO Elisabet	5	7/10	70	7/10							3	1		1		1	1		2:19:37
12	NAVARRO GIMENEZ Silvia	5										1	1							3:11:05
16	CASTELLANOS SOANEZ Mercedes	5																		1:36:36
17	GUTIERREZ BERMEJO Jennifer Maria	3	6/10	60		4/7			2/3			1	3				1			1:34:27
25	PENA ABAURREA Nerea	5	22/36	61	7/11		2/8	8/11		5/6		12	16							1:59:33
27	GONZALEZ ORTEGA Lara	5	13/19	68	4/6		2/6	1/1	1/1	5/5		6	3	2	4	1	3			3:14:19
30	LOPEZ JIMENEZ Soledad	5	7/11	64	0/1	6/9				1/1			2	1						2:21:29
34	FERNANDEZ FRAGA Alicia	5	5/10	50	1/4			1/1		3/5		15	10	1						2:26:39
39	RODRIGUEZ RODRIGUEZ Almudena Maria	5	15/22	68	7/9	1/1	3/6		0/1	4/5		13	8				2			3:10:20
44	HERNANDEZ SERRADOR Ainhoa	5	5/7	71	5/7							3	7	1	1	1	1			2:50:17
62	ARCOS POVEDA Paula	3	3/5	60	1/2	1/1				1/2		1	2	1						1:22:30
86	CABRAL BARBOSA Alexandrina	5	10/22	45	3/7	0/2	2/7	4/4	1/1		0/1	6	6	3						2:37:01
99	GONZALEZ ALVAREZ Mireya	4	4/10	40	2/4	0/1	1/4			1/1		8	3				2			1:24:26
Bench/Team														1			3	1		
Totals			135/211	64	42/66	30/48	10/31	23/28	9/11	20/25	1/2	76	71	11	6	5	12	1		

Goalkeepers		Total Shots		6m Shots		Wing Shots		9m Shots		7m Shots		Fast Breaks		Breakthroughs	
No.	Name	S/S	%	S/S	%	S/S	%	S/S	%	S/S	%	S/S	%	S/S	%
12	NAVARRO GIMENEZ Silvia	44/135	33	19/49	39	6/16	38	14/26	54	3/13	23	1/13	8	1/18	6
16	CASTELLANOS SOANEZ Mercedes	17/67	25	8/25	32	1/7	14	3/7	43	1/11	9	2/8	25	2/9	22
EG		1													
Totals		61/203	30	27/74	36	7/23	30	17/33	52	4/24	17	3/21	14	3/27	11

Team Shots	Goals	Saves	Missed	Post	Blocked	Total	%
6m Shots	42	16	2	4	2	66	64
Wing Shots	30	15	2	1		48	63
9m Shots	10	11		2	5	31	32
7m Shots	23	3	1	1	N/A	28	82
Fast Breaks	9	1		1		11	82
Breakthroughs	20	4		1		25	80
Empty Goal	1	N/A	1			2	50
Totals	135	50	9	10	7	211	64

Played		
PR	SWE	24 - 31
PR	FRA	28 - 25
PR	BRA	27 - 23
PR	HUN	25 - 29
PR	ROC	31 - 34

Number of Attacks: 274, Scoring Efficiency: 49%



Cumulative Statistics
 累積統計 / Statistiques cumulées

ESP - Spain
 After 5 matches

Shots Distribution

Players

Goals / Shots

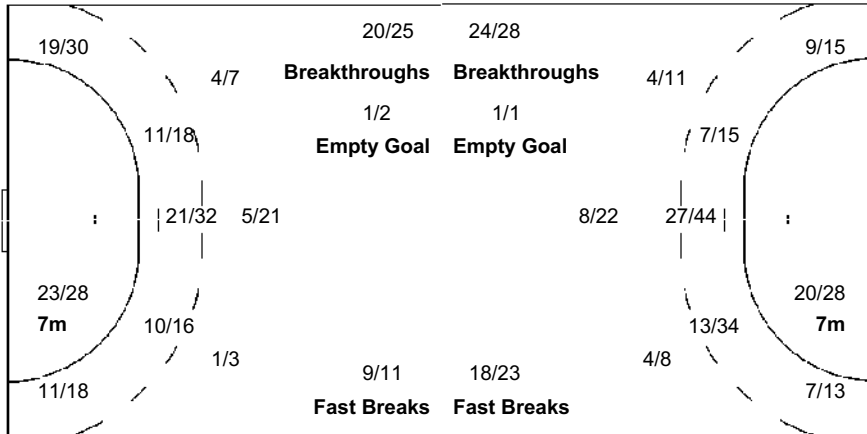
2 LOPEZ HERRERO M 1/1 2/3 2/2 2/2 4/4 1/2 6/7 1-Missed	4 MARTIN BERENGUER C 2/2 3/5 1/1 2/3 1/1 1/1 4/5 2/3 4/4 1-Missed 1-Post	10 CESAREO ROMERO E 1/1 1/2 2/3 1/1 2/2 1-Missed	12 NAVARRO GIMENEZ S 1/1	16 CASTELLANOS SOANEZ 1/1	17 GUTIERREZ BERMEJO 1/1 2/3 0/2 2/3 1/1 2-Missed 2-Post 2-Blocked	25 PENA ABAURREA N 7/7 0/2 2/2 4/4 0/1 1/4 3/4 5/6
27 GONZALEZ ORTEGA L 4/6 0/1 1/1 6/6 1/1 1/2 1-Missed 1-Blocked	30 LOPEZ JIMENEZ S 0/1 1/1 1/2 1/1 2/2 2/2 1-Missed 1-Post	34 FERNANDEZ FRAGA A 1/1 1/2 0/2 1/2 1/1 1/1 1-Post	39 RODRIGUEZ RODRIGU. 2/2 0/2 1/1 4/6 0/2 1/1 2/2 2/2 3/3 1-Post	44 HERNANDEZ SERRADOR 1/1 0/1 2/2 2/2 1-Post	62 ARCOS POVEDA P 1/1 0/1 2/2 0/1 2/2	86 CABRAL BARBOSA A 2/3 0/1 2/3 0/2 5/5 1/2 2-Missed 1-Post 3-Blocked
99 GONZALEZ ALVAREZ M 0/1 3/5 1/1 2-Post 1-Blocked						

Team
 Goals / Shots

17/18	6/16	9/11
19/31	1/6	11/20
33/38	11/13	28/32

9-Missed 10-Post 7-Blocked

Offence



Goalkeepers
 Saves / Shots

2/18	2/4	4/17
12/37	12/13	11/30
8/39	1/11	9/34

12 NAVARRO GIMENEZ S

1/13	0/2	3/14
11/22	10/10	7/21
5/25	1/8	6/20

16 CASTELLANOS SOANEZ

1/5	2/2	1/3
1/15	2/3	4/9
3/14	0/2	3/14

% Efficiency	2Min 2-Minute Suspensions	6m 6-metre Shots	7m 7-metre Shots	9m 9-metre Shots
AS Assists	BC Blue Cards	BS Blocked Shots	BT Breakthroughs	EG Empty Goal
FB Fast Breaks	G/S Goals/Shots	MP Matches Played	N/A Not Applicable	No. Uniform Number
PR Preliminary Round	RC Red Cards	S/S Saves/Shots	ST Steals	TO Turnovers
TP Time Played	Wing Wing Shots	YC Yellow Cards		



Cumulative Statistics
累積統計 / Statistiques cumulées

ANG - Angola
After 5 matches

Players		MP	Shots									Offence		Defence		Punishments			TP			
No.	Name		G/S	%	6m	Wing	9m	7m	FB	BT	EG	AS	TO	ST	BS	YC	2Min	RC		BC		
5	QUIZELETE Marilia	5	6/8	75	2/2	0/1	1/2					3/3		1	8	1			1			1:14:04
6	MACHADO Juliana	5	7/11	64	1/4	4/5			1/1	1/1				4	2	2			1			2:29:15
8	PAULO Helena	5	8/17	47	3/6		2/6	0/1		3/4				1	9				3			1:56:39
9	SANTOS Natalia	5	16/24	67	2/3	8/12		1/3	5/6					1	3	4	1		1			4:32:01
10	KASSOMA Albertina	5	24/31	77	22/28		0/1	1/1			1/1			5	13	2	5	1	2			3:59:04
12	SOUSA Helena	5	1/1	100							1/1			2								3:01:11
13	FONSECA Natalia	5	7/13	54	0/1	6/11				1/1				1	5	2			1			2:59:37
16	ALMEIDA Teresa	5																				1:17:45
17	DOMBAXI Wuta	5	9/14	64	5/7	1/2	1/2		1/1	1/2				10	13	4	1		3			3:24:46
20	PASCOAL Stelvia	5	1/2	50	0/1		1/1							1					1			37:15
21	CAZANGA Magda	5	9/22	41	6/9	1/1	1/11			1/1				3	9	6			5			2:43:35
25	VENANCIO Liliana	5	8/12	67	8/12										1	4			5			2:31:22
35	CARLOS Azenaide	5	4/11	36	0/5		4/6							3								45:14
90	GUIALO Isabel	5	30/58	52	7/13	1/1	14/32	7/10		1/2				30	11	1						3:25:41
Bench/Team														1								
Totals			130/224	58	56/91	21/33	24/61	9/15	8/9	10/13	2/2	56	80	23	11	1	23	0				

Goalkeepers		Total Shots		6m Shots		Wing Shots		9m Shots		7m Shots		Fast Breaks		Breakthroughs	
No.	Name	S/S	%	S/S	%	S/S	%	S/S	%	S/S	%	S/S	%	S/S	%
12	SOUSA Helena	33/131	25	8/32	25	8/32	25	7/15	47	4/18	22	2/16	13	4/16	25
16	ALMEIDA Teresa	8/54	15	3/16	19	1/12	8	4/13	31	0/6	0	0/5	0	0/2	0
EG		12													
Totals		42/198	21	11/48	23	9/44	20	12/29	41	4/24	17	2/22	9	4/18	22

Team Shots	Goals	Saves	Missed	Post	Blocked	Total	%
6m Shots	56	20	7	3	5	91	62
Wing Shots	21	9	1	2		33	64
9m Shots	24	20		10	4	61	39
7m Shots	9	3	2	1	N/A	15	60
Fast Breaks	8		1			9	89
Breakthroughs	10	2	1			13	77
Empty Goal	2	N/A				2	100
Totals	130	54	15	16	9	224	58

Played		
PR	MNE	22 - 33
PR	NOR	21 - 30
PR	NED	28 - 37
PR	JPN	28 - 25
PR	KOR	31 - 31

Number of Attacks: 290, Scoring Efficiency: 45%



Cumulative Statistics

累積統計 / Statistiques cumulées

ANG - Angola

After 5 matches

Shots Distribution

Players

Goals / Shots

5 QUIZELETE M	6 MACHADO J	8 PAULO H	9 SANTOS N	10 KASSOMA A	12 SOUSA H	13 FONSECA N
0/2	1/1 1/1	0/1	3/4 0/1 5/5	1/1 5/5 3/3		
1/1	3/5 0/1	1/2 2/3	2/4 3/4	1/1 1/2 0/1		1/2
1/1 4/4	1/1 1/1 0/1	3/3 1/1 1/2	3/4	10/11 3/4	1/1	3/3 2/3 1/1
		2-Missed 2-Post 1-Blocked 2-Missed		1-Missed 2-Post		2-Missed 2-Post

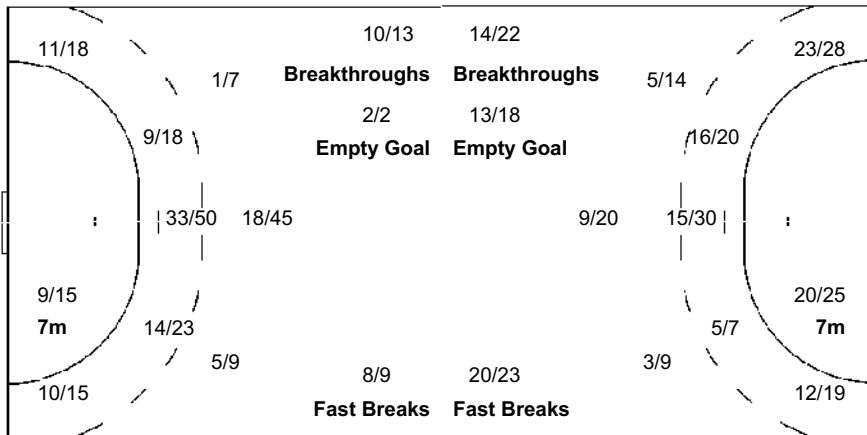
16 ALMEIDA T	17 DOMBAXI W	20 PASCOAL S	21 CAZANGA M	25 VENANCIO L	35 CARLOS A	90 GUIALO I
	2/2 0/1		1/2 1/2	1/1 1/1 2/2	1/1	5/6 3/4 6/8
	3/4		1/2 1/4 1/2	2/4	1/1 0/1	2/3 0/4 4/6
	4/4	1/1	3/4 1/1	2/2	2/3	3/4 3/5 4/8
	2-Missed 1-Blocked	1-Blocked	1-Missed 3-Post 1-Blocked	1-Missed 1-Post	3-Post 2-Blocked	4-Missed 3-Post 3-Blocked

Team

Goals / Shots

15/18	10/16	17/20
18/29	2/12	10/16
30/34	8/11	20/28
15-Missed	16-Post	9-Blocked

Offence



Defence

Goalkeepers

Saves / Shots

2/14	4/9	0/19
5/23	5/15	8/19
4/42	9/18	5/39

12 SOUSA H

2/10	3/6	0/10
4/16	4/6	7/16
4/29	5/11	4/27

16 ALMEIDA T

0/4	1/3	0/9
1/6	1/1	0/1
0/12	4/6	1/12

Legend:		
%	Efficiency	
AS	Assists	
FB	Fast Breaks	
PR	Preliminary Round	
TP	Time Played	
2Min	2-Minute Suspensions	
BC	Blue Cards	
G/S	Goals/Shots	
RC	Red Cards	
Wing	Wing Shots	
6m	6-metre Shots	
BS	Blocked Shots	
MP	Matches Played	
S/S	Saves/Shots	
YC	Yellow Cards	
7m	7-metre Shots	
BT	Breakthroughs	
N/A	Not Applicable	
ST	Steals	
9m	9-metre Shots	
EG	Empty Goal	
No.	Uniform Number	
TO	Turnovers	



Cumulative Statistics
累積統計 / Statistiques cumulées

BRA - Brazil
After 5 matches

No.	Players Name	MP	Shots									Offence		Defence		Punishments			TP	
			G/S	%	6m	Wing	9m	7m	FB	BT	EG	AS	TO	ST	BS	YC	2Min	RC		BC
2	de PAULA Bruna	5	25/55	45	5/19		9/20			2/4	9/12		14	10	3					2:50:19
3	DO NASCIMENTO Alexandra	5	26/41	63	2/4	7/18	1/1	12/14	3/3		1/1	1	4	4			1		3:17:54	
7	de ARAUJO Tamires	5	8/12	67	8/11						0/1	1	3	1	2	1	4		4:18:04	
9	RODRIGUES BELO Ana Paula	5	15/22	68	6/9		1/5	3/3		5/5		19	10		1				2:35:36	
12	ARENHART Barbara	5	1/1	100							1/1								3:31:01	
18	AMORIM TALESKA Eduarda	5	11/28	39	2/6		4/17			5/5		9	9	4	1	1	3		3:35:18	
20	ARAUJO Larissa	5	12/20	60	1/2	9/16	1/1			1/1		3	2	2			1		4:13:27	
21	CARDOSO Adriana	5	11/17	65	2/2	3/7		6/8						2			1		1:41:16	
22	VIEIRA Samara	5	13/25	52	5/13		5/8			3/4		4	6	1	1		1		2:16:00	
23	GUARIEIRO Giulia	5	1/1	100					1/1			1		2			4		1:35:50	
30	BITOLO Gabriela	3											1						6:17	
49	MATIELI Patricia	5	7/8	88	3/4				1/1	3/3		5	4	2			1		2:08:31	
77	da ROCHA Dayane	2	0/1	0		0/1							1				1		38:22	
87	de ARRUDA Renata	5	1/2	50							1/2		1						1:12:00	
91	VENTURA Livia	5	2/3	67	2/3							1		2					59:43	
Bench/Team													1				2			
Totals			133/236	56	36/73	19/42	21/52	21/25	7/9	26/30	3/5	58	52	23	6	4	17	0		

No.	Goalkeepers Name	Total Shots		6m Shots		Wing Shots		9m Shots		7m Shots		Fast Breaks		Breakthroughs	
		S/S	%	S/S	%	S/S	%	S/S	%	S/S	%	S/S	%	S/S	%
12	ARENHART Barbara	28/126	22	9/36	25	3/23	13	8/22	36	2/12	17	3/15	20	3/18	17
87	de ARRUDA Renata	12/54	22	6/18	33	3/14	21	2/7	29	0/8	0	0/4	0	1/3	33
EG		1													
Totals		40/181	22	15/54	28	6/37	16	10/29	34	2/20	10	3/19	16	4/21	19

Team Shots	Goals	Saves	Missed	Post	Blocked	Total	%
6m Shots	36	25	3	6	3	73	49
Wing Shots	19	14	2	7		42	45
9m Shots	21	19		2	7	52	40
7m Shots	21	3		1	N/A	25	84
Fast Breaks	7	2				9	78
Breakthroughs	26	4				30	87
Empty Goal	3	N/A		1	1	5	60
Totals	133	67	8	17	11	236	56

Played		
PR	ROC	24 - 24
PR	HUN	33 - 27
PR	ESP	23 - 27
PR	SWE	31 - 34
PR	FRA	22 - 29

Number of Attacks: 274, Scoring Efficiency: 49%



Cumulative Statistics
 累積統計 / Statistiques cumulées

BRA - Brazil
After 5 matches

Shots Distribution

Players

Goals / Shots

2 de PAULA B			3 DO NASCIMENTO			7 de ARAUJO T			9 RODRIGUES BELO AP			12 ARENHART B E			18 AMORIM TALESKA E			20 ARAUJO L								
2/2	1/2	2/2	0/1	2/3	2/3	1/1		1/1			1/1				2/3	0/1	2/3		0/1	1/1						
1/5	0/1	5/12	7/12	1/2	3/5	1/3			3/6	0/1	2/2		1/1		0/1	0/3	2/3	1/2	1/1	2/3						
7/9	1/3	6/8	6/7	1/1	4/4	2/3	1/1	2/2	4/4	1/1	4/4				4/7	0/1	1/1	3/3	2/3	2/2						
2-Missed 3-Post			6-Blocked			1-Missed 2-Post			1-Blocked			1-Missed 1-Post			1-Blocked			1-Missed 2-Post			2-Blocked			1-Missed 3-Post		

21 CARDOSO A			22 VIEIRA S			23 GUARIEIRO G			30 BITOLO G			49 MATIELI P			77 da ROCHA D			87 de ARRUDA R		
			0/1	1/1	4/5			1/1												
2/2		2/4	3/3	0/1	2/6							2/2			0/1					1/1
2/3		5/5	0/1		3/3							2/2	1/1	2/2						
3-Post			2-Missed 1-Post			1-Blocked						1-Post						1-Post		

91 VENTURA L		
		1/1
1/1	0/1	

Team

Goals / Shots

5/8	4/8	15/18
20/37	4/11	18/35
31/40	7/12	29/31

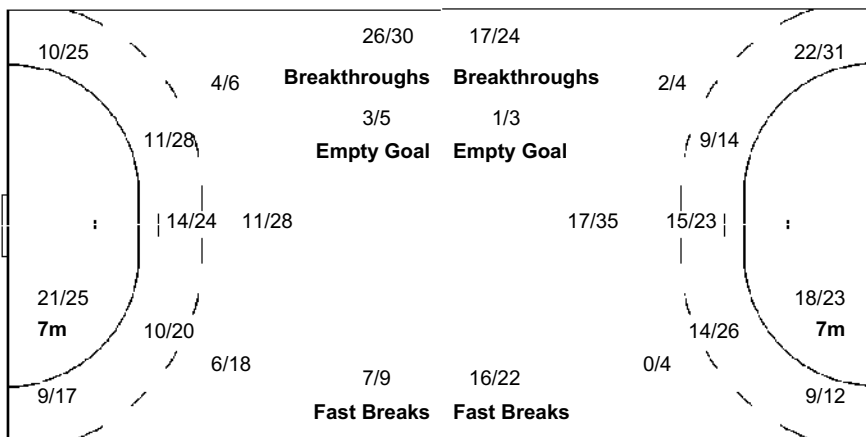
8-Missed 17-Post 11-Blocked

Offence

Defence

Goalkeepers

Saves / Shots



3/29	3/7	2/12
8/19	3/5	10/27
6/41	2/11	3/30

12 ARENHART B E

1/21	2/6	2/8
5/10	2/3	8/22
3/27	2/7	3/22

87 de ARRUDA R

2/8	1/1	0/4
3/9	1/1	2/5
3/14	0/4	0/8

Legend:					
%	Efficiency	2Min 2-Minute Suspensions	6m 6-metre Shots	7m 7-metre Shots	9m 9-metre Shots
AS	Assists	BC Blue Cards	BS Blocked Shots	BT Breakthroughs	EG Empty Goal
FB	Fast Breaks	G/S Goals/Shots	MP Matches Played	N/A Not Applicable	No. Uniform Number
PR	Preliminary Round	RC Red Cards	S/S Saves/Shots	ST Steals	TO Turnovers
TP	Time Played	Wing Wing Shots	YC Yellow Cards		



Cumulative Statistics
累積統計 / Statistiques cumulées

JPN - Japan
After 5 matches

Players		MP	Shots									Offence		Defence		Punishments			TP
No.	Name		G/S	%	6m	Wing	9m	7m	FB	BT	EG	AS	TO	ST	BS	YC	2Min	RC	
3	SUNAMI Kaho	2	2/5	40	1/3	1/1					5	1	1						58:32
4	SUNAMI Yui	5	6/19	32	2/7	1/1	1/7		1/1		15	14	1			3			2:52:33
5	SHIOTA Sayo	5									1		1						1:46:55
9	YOKOSHIMA Aya	3	9/14	64	6/9				1/1	1/2	1/2	3	6						1:01:56
11	HORIKAWA Mana	2	6/6	100	4/4				1/1		1/1	1	1	1					55:20
12	ITANO Minami	5									1								59:11
18	TANABE Yuki	4	8/12	67	1/1	6/9				0/1	1	2					2		2:08:26
21	IKEHARA Ayaka	5	13/20	65	1/2	10/16					3	5	2		1	2			4:34:21
24	HARA Nozomi	5	17/20	85	2/2		1/1	6/8	2/2	2/2	1/1	3	7	1	1		2		2:09:59
25	OHYAMA Mana	4	9/16	56	5/7		1/4	0/1		2/2	1/1	6	10				1		2:03:18
27	SASAKI Haruno	5	9/32	28	4/9		1/15			3/6	14	9	3				1		2:32:33
28	NAGATA Shiori	5	0/3	0	0/2				0/1		2	4		1			3	1	3:08:26
30	KAMETANI Sakura	5	1/1	100						1/1	1	2							3:36:58
34	KONDO Maharu	5	14/20	70	1/2	8/12			4/4	1/2	1	2	1	1					2:48:36
40	FUJII Shio	5	22/33	67	2/4		7/14	12/14			1/1	7	8						1:06:24
81	ISHITATE Mayuko	5	8/13	62	1/1	0/1	1/4			5/5	1/1	9	13	2			1		2:15:16
Bench/Team														1		5	1		
Totals			124/214	58	30/53	26/40	12/45	18/23	8/9	15/21	7/8	73	85	13	3	6	16	1	

Goalkeepers		Total Shots		6m Shots		Wing Shots		9m Shots		7m Shots		Fast Breaks		Breakthroughs	
No.	Name	S/S	%	S/S	%	S/S	%	S/S	%	S/S	%	S/S	%	S/S	%
12	ITANO Minami	18/49	37	3/16	19	7/12	58	6/12	50	1/2	50	1/5	20	0/2	0
30	KAMETANI Sakura	56/166	34	10/49	20	13/25	52	18/36	50	1/12	8	3/11	27	3/19	16
EG		9													
Totals		74/224	33	13/65	20	20/37	54	24/48	50	2/14	14	4/16	25	3/21	14

Team Shots	Goals	Saves	Missed	Post	Blocked	Total	%
6m Shots	30	14	3	1	5	53	57
Wing Shots	26	12		2		40	65
9m Shots	12	14		6	10	45	27
7m Shots	18	4		1	N/A	23	78
Fast Breaks	8	1				9	89
Breakthroughs	15	6				21	71
Empty Goal	7	N/A	1			8	88
Totals	124	55	8	10	17	214	58

Played		
PR	NED	21 - 32
PR	MNE	29 - 26
PR	KOR	24 - 27
PR	ANG	25 - 28
PR	NOR	25 - 37

Number of Attacks: 287, Scoring Efficiency: 43%



Cumulative Statistics
 累積統計 / Statistiques cumulées

JPN - Japan
 After 5 matches

Shots Distribution

Players

Goals / Shots

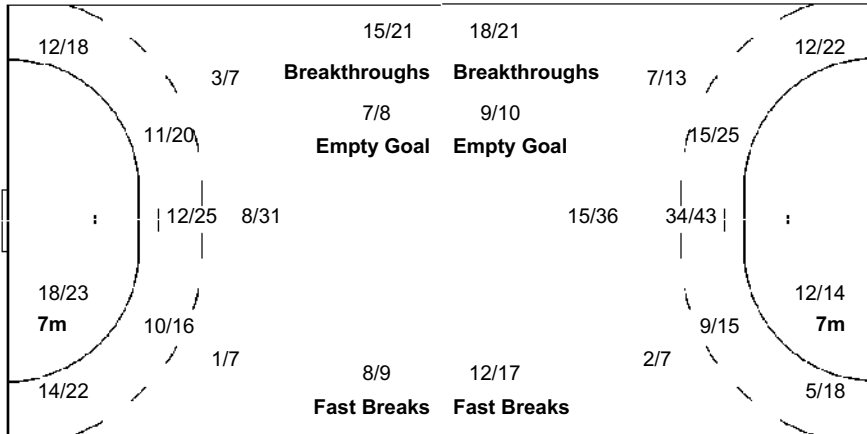
3 SUNAMI K	4 SUNAMI Y	5 SHIOTA S	9 YOKOSHIMA A	11 HORIKAWA M	12 ITANO M	18 TANABE Y
1/2 1/1	1/1 1/1		1/2 0/1			3/4 2/2 1/1
0/1	1/2 0/1		2/2	1/1		1/1 0/1
	1/1 0/1 2/6		5/5 1/2	3/3 2/2		0/2 1/1
1-Missed	1-Missed 5-Blocked		1-Missed 1-Blocked			
21 IKEHARA A	24 HARA N	25 OHYAMA M	27 SASAKI H	28 NAGATA S	30 KAMETANI S	34 KONDO M
0/1 1/1	1/1		2/5 1/1 2/3			1/1 1/1 3/3
2/2	1/1 5/5	2/4 1/1 0/1	0/1 0/1 1/4	0/1 0/1	1/1	2/3 0/2
2/3 5/7 3/5	3/3 4/5 3/4	6/7	3/4 0/1	0/1		4/4 2/3 1/2
1-Post	1-Post	3-Post	4-Missed 2-Post 6-Blocked			1-Post
40 FUJII S	81 ISHITATE M					
3/4 1/1	0/1					
3/3 1/1 2/3	1/1 1/1 1/1					
4/5 8/8	1/3 1/2 3/4					
1-Missed 2-Post 5-Blocked						

Team
 Goals / Shots

11/16	6/9	10/13
12/17	6/11	11/19
32/38	13/24	23/32
8-Missed	10-Post	17-Blocked

Offence

Defence



Goalkeepers
 Saves / Shots

7/15	6/9	7/23
10/32	14/21	9/24
6/41	5/20	10/39

12 ITANO M

3/6		1/5
2/8	4/4	3/9
0/6	2/5	3/6

30 KAMETANI S

4/9	6/9	6/18
8/24	10/11	6/15
6/35	3/12	7/33

Legend:

% Efficiency	2Min 2-Minute Suspensions	6m 6-metre Shots	7m 7-metre Shots	9m 9-metre Shots
AS Assists	BC Blue Cards	BS Blocked Shots	BT Breakthroughs	EG Empty Goal
FB Fast Breaks	G/S Goals/Shots	MP Matches Played	N/A Not Applicable	No. Uniform Number
PR Preliminary Round	RC Red Cards	S/S Saves/Shots	ST Steals	TO Turnovers
TP Time Played	Wing Wing Shots	YC Yellow Cards		



Overall Team Statistics

チーム統計 / Statistiques globales des équipes
As of SUN 8 AUG 2021

Players

Team	MP	Total Shots		6m Shots		Wing Shots		9m Shots		7m Shots		Fast Breaks		Breakthroughs		Empty Goal		Offence		Defence		Punishments			
		G/S	%	G/S	%	G/S	%	G/S	%	G/S	%	G/S	%	G/S	%	G/S	%	AS	TO	ST	BS	YC	2Min	RC	BC
ANG	5	130/224	58	56/91	62	21/33	64	24/61	39	9/15	60	8/9	89	10/13	77	2/2	100	56	80	23	11	1	23		
BRA	5	133/236	56	36/73	49	19/42	45	21/52	40	21/25	84	7/9	78	26/30	87	3/5	60	58	52	23	6	4	17		
ESP	5	135/211	64	42/66	64	30/48	63	10/31	32	23/28	82	9/11	82	20/25	80	1/2	50	76	71	11	6	5	12	1	
FRA	8	230/352	65	84/119	71	30/49	61	28/63	44	35/46	76	29/43	67	22/29	76	2/3	67	132	102	33	21	7	27		
HUN	6	164/289	57	42/71	59	31/52	60	26/79	33	22/32	69	15/17	88	26/34	76	2/4	50	77	70	20	7	2	19	1	
JPN	5	124/214	58	30/53	57	26/40	65	12/45	27	18/23	78	8/9	89	15/21	71	7/8	88	73	85	13	3	6	16	1	
KOR	6	177/302	59	47/75	63	23/40	58	29/83	35	24/28	86	19/27	70	26/38	68	9/11	82	84	87	21	5	2	14		
MNE	6	165/276	60	46/84	55	30/48	63	19/50	38	23/26	88	18/22	82	14/20	70	9/12	75	86	83	13	15	12	17		
NED	6	191/305	63	62/86	72	35/57	61	32/88	36	12/13	92	20/25	80	23/27	85	7/9	78	92	79	23	23	4	21	1	
NOR	8	258/388	66	82/123	67	45/75	60	41/80	51	27/31	87	33/40	83	24/32	75	6/7	86	136	94	34	15	4	23		
ROC	8	232/371	63	55/83	66	26/41	63	42/103	41	36/44	82	30/39	77	40/58	69	3/3	100	109	89	31	11	8	30	1	
SWE	8	237/389	61	66/111	59	37/61	61	32/91	35	25/32	78	30/37	81	42/51	82	5/6	83	118	80	25	15	3	26	1	
Totals		2176/3557	61	648/1035	63	353/586	60	316/826	38	275/343	80	226/288	78	288/378	76	56/72	78	1097	972	270	138	58	245	6	

Goalkeepers

Team	MP	Total Shots		6m Shots		Wing Shots		9m Shots		7m Shots		Fast Breaks		Breakthroughs	
		S/S	%	S/S	%	S/S	%	S/S	%	S/S	%	S/S	%	S/S	%
ANG	5	42/198	21	11/48	23	9/44	20	12/29	41	4/24	17	2/22	9	4/18	22
BRA	5	40/181	22	15/54	28	6/37	16	10/29	34	2/20	10	3/19	16	4/21	19
ESP	5	61/203	30	27/74	36	7/23	30	17/33	52	4/24	17	3/21	14	3/27	11
FRA	8	93/302	31	23/75	31	20/56	36	40/77	52	2/41	5	3/20	15	5/27	19
HUN	6	62/237	26	15/61	25	15/43	35	18/48	38	3/19	16	5/25	20	6/39	15
JPN	5	74/224	33	13/65	20	20/37	54	24/48	50	2/14	14	4/16	25	3/21	14
KOR	6	61/265	23	26/109	24	9/39	23	20/47	43	1/12	8	3/28	11	2/26	8
MNE	6	54/228	24	16/60	27	9/45	20	15/33	45	0/19	0	3/29	10	7/29	24
NED	6	59/234	25	18/73	25	11/39	28	19/51	37	3/26	12	4/21	19	4/23	17
NOR	8	107/298	36	37/110	34	15/33	45	43/75	57	4/26	15	2/22	9	6/26	23
ROC	8	83/314	26	23/72	32	22/63	35	18/46	39	5/51	10	6/26	23	9/51	18
SWE	8	88/316	28	18/89	20	17/54	31	23/59	39	15/44	34	3/18	17	12/45	27
Totals		824/3000	27	242/890	27	160/513	31	259/575	45	45/320	14	41/267	15	65/353	18

Legend:

%	Efficiency	2Min	2-Minute Suspensions	AS	Assists	BC	Blue Cards
BS	Blocked Shots	G/S	Goals/Shots	MP	Matches Played	RC	Red Cards
S/S	Saves/Shots	ST	Steals	TO	Turnovers	YC	Yellow Cards



Team Fair Play

チームのフェアプレー / Statistiques des pénalités par équipe
As of SUN 8 AUG 2021

Rank	Team	Points		BC	RC		2Min	YC	MP
		Avg.	Total		D	X			
1	KOR - Republic of Korea	5.0	30				14	2	6
2	NOR - Norway	6.3	50				23	4	8
3	SWE - Sweden	7.4	59			1	26	3	8
4	BRA - Brazil	7.6	38				17	4	5
4	FRA - France	7.6	61				27	7	8
6	MNE - Montenegro	7.7	46				17	12	6
7	JPN - Japan	8.4	42			1	16	6	5
8	ESP - Spain	8.8	44		1		12	5	5
9	HUN - Hungary	9.2	55		1		19	2	6
10	ANG - Angola	9.4	47				23	1	5
11	NED - Netherlands	10.2	61		1		21	4	6
12	ROC - ROC	10.4	83		1		30	8	8

Note:
Total Points = (BC) x 25 + (RC-D) x 15 + (RC-X) x 4 + (2Min) x 2 + (YC) x 1.

Legend:
2Min 2-Minute Suspensions **Avg.** Average per Match **BC** Blue Card **D** Direct
MP Matches Played **RC** Red Cards **X** Three Times 2-Minute Suspensions
YC Yellow Cards



Individual Statistics

個人の統計 / Statistiques individuelles

As of SUN 8 AUG 2021

GOALSCORERS

Rank	Name	Team	Goals	Shots	%	7m Shots	MP
1	MOERK Nora	NOR	52	72	72	25/28	8
2	RADICEVIC Jovanka	MNE	46	57	81	21/22	6
3	VYAKHIREVA Anna	ROC	43	71	61	0/2	8
4	ROBERTS Jamina	SWE	39	59	66		8
5	ILINA Ekaterina	ROC	35	49	71	28/33	8
6	FOPPA Pauletta	FRA	34	42	81		8
6	STROMBERG Carin	SWE	34	62	55		8
8	BRATTSET DALE Kari	NOR	33	43	77		8
8	DMITRIEVA Daria	ROC	33	55	60		8
8	ZAADI DEUNA Grace	FRA	33	56	59	13/19	8
11	KRISTIANSEN Veronica	NOR	32	47	68	1/2	8
11	LEE Migyeong	KOR	32	52	62	15/16	6
13	PINEAU Allison	FRA	31	47	66	22/27	8
13	RYU Eun Hee	KOR	31	61	51	1/2	6
15	GUIALO Isabel	ANG	30	58	52	7/10	5
16	HANSSON Elin	SWE	28	42	67		8
16	JAUKOVIC Durdina	MNE	28	53	53	2/3	6
16	VEDEKHINA Polina	ROC	28	45	62	7/7	8
19	FLIPPES Laura	FRA	27	41	66		8
20	DO NASCIMENTO Alexandra	BRA	26	41	63	12/14	5
20	JUNG Yura	KOR	26	38	68	5/6	6
20	VAMOS Petra	HUN	26	43	60	7/13	6
23	BRNOVIC Tatjana	MNE	25	33	76		6
23	de PAULA Bruna	BRA	25	55	45		5
25	ABBINGH Lois	NED	24	38	63	7/7	5
25	BLOHM Linn	SWE	24	28	86		7
25	KASSOMA Albertina	ANG	24	31	77	1/1	5
25	REISTAD Henny	NOR	24	39	62	1/1	6
29	BREDAL OFTEDAL Stine	NOR	23	37	62		8
29	HAGMAN Nathalie	SWE	23	32	72	7/11	8
29	KLUJBER Katrin Gitta	HUN	23	48	48	13/17	6
29	SZOLLOSI-ZACSIK Szandra	HUN	23	43	53	2/2	6
33	CARLSON Jenny	SWE	22	42	52		8
33	FUJII Shio	JPN	22	33	67	12/14	5
33	PENA ABAURREA Nerea	ESP	22	36	61	8/11	5
33	WESTBERG Johanna	SWE	22	33	67	18/21	8
37	SOLBERG ISAKSEN Sanna	NOR	21	27	78		8
38	COATANEA Pauline	FRA	20	36	56		7
38	MARTIN BERENGUER Carmen Dolores	ESP	20	27	74	9/11	5
38	SKOGRAND Stine	NOR	20	43	47		8
38	SMITS Inger	NED	20	40	50		6
42	KUZNETSOVA Polina	ROC	19	27	70		8
42	LUKACS Viktoria	HUN	19	33	58		6
42	MALESTEIN Angela	NED	19	33	58	5/6	6
42	van WETERING Bo	NED	19	22	86		6
46	LOPEZ HERRERO Marta	ESP	18	22	82		5
46	LUNDSTROM Mathilda	SWE	18	26	69		8
46	NZE MINKO Estelle	FRA	18	31	58		8
49	FRERIKS Merel	NED	17	20	85		6
49	HARA Nozomi	JPN	17	20	85	6/8	5
49	HOUSHEER Dione	NED	17	28	61		6
49	MEHMEDOVIC Majda	MNE	17	28	61	0/1	6
53	GRBIC Itana	MNE	16	37	43		6



Individual Statistics

個人の統計 / Statistiques individuelles
As of SUN 8 AUG 2021

GOALSCORERS

Rank	Name	Team	Goals	Shots	%	7m Shots	MP
53	HAFRA Noemi	HUN	16	34	47		6
53	KANG Kyungmin	KOR	16	30	53	2/3	6
53	MAKEEVA Kseniia	ROC	16	22	73		8
53	MANAGAROVA Iuliia	ROC	16	24	67		8
53	SANTOS Natalia	ANG	16	24	67	1/3	5
53	SNELDER Danick	NED	16	23	70		6
53	VALENTINI Chloe	FRA	16	20	80		8
61	CHOI Sumin	KOR	15	21	71		6
61	DULFER Kelly	NED	15	28	54		6
61	LINDQVIST Emma	SWE	15	31	48		8
61	NOCANDY Meline	FRA	15	19	79		8
61	RODRIGUES BELO Ana Paula	BRA	15	22	68	3/3	5
61	RODRIGUEZ RODRIGUEZ Almudena Maria	ESP	15	22	68		5
67	HERREM Camilla	NOR	14	21	67		8
67	KONDO Maharu	JPN	14	20	70		5
67	SIM Haein	KOR	14	27	52	1/1	6
67	TOMORI Zsuzsanna	HUN	14	25	56		6
67	van der HEIJDEN Laura	NED	14	27	52		6
72	GONZALEZ ORTEGA Lara	ESP	13	19	68	1/1	5
72	IKEHARA Ayaka	JPN	13	20	65		5
72	JO Harang	KOR	13	17	76		6
72	SCHATZL Nadine	HUN	13	21	62		6
72	SERCIEN UGOLIN Oceane	FRA	13	21	62		6
72	VIEIRA Samara	BRA	13	25	52		5
78	ARAUJO Larissa	BRA	12	20	60		5
78	FRAFJORD Marit Malm	NOR	12	16	75		8
78	KANG Eunhye	KOR	12	17	71		6
78	MARTON Greta	HUN	12	16	75		6
82	AMORIM TALESKA Eduarda	BRA	11	28	39		5
82	BONT Debbie	NED	11	14	79		6
82	BREISTOEL Kristine	NOR	11	17	65		8
82	CARDOSO Adriana	BRA	11	17	65	6/8	5
82	JACOBSEN Marit	NOR	11	16	69		8
87	CABRAL BARBOSA Alexandrina	ESP	10	22	45	4/4	5
87	GROOT Nycke	NED	10	18	56		6
87	LASSOURCE Coralie	FRA	10	16	63		8
90	BOBROVNIKOVA Vladlena	ROC	9	21	43		7
90	CAZANGA Magda	ANG	9	22	41		5
90	DOMBAXI Wuta	ANG	9	14	64		5
90	GORSKOVA Polina	ROC	9	12	75		8
90	KIM Jinyi	KOR	9	20	45		6
90	MUGOSA Dijana	MNE	9	13	69		6
90	OHYAMA Mana	JPN	9	16	56	0/1	4
90	SASAKI Haruno	JPN	9	32	28		5
90	SMEETS Martine	NED	9	13	69		6
90	YOKOSHIMA Aya	JPN	9	14	64		3
100	de ARAUJO Tamires	BRA	8	12	67		5
100	ISHITATE Mayuko	JPN	8	13	62		5
100	NIKATE Kalidiatou	FRA	8	13	62		8
100	PAULO Helena	ANG	8	17	47	0/1	5
100	RAMUSOVIC Ema	MNE	8	13	62		6
100	SEN Anna	ROC	8	11	73		8
100	SKOROBOGATCHENKO Antonina	ROC	8	18	44		8



Individual Statistics

個人の統計 / Statistiques individuelles
As of SUN 8 AUG 2021

GOALSCORERS

Rank	Name	Team	Goals	Shots	%	7m Shots	MP
100	TANABE Yuki	JPN	8	12	67		4
100	VENANCIO Liliana	ANG	8	12	67		5
109	BORDAS Reka	HUN	7	8	88		6
109	CESAREO ROMERO Elisabet	ESP	7	10	70		5
109	DESPOTOVIC Jelena	MNE	7	24	29		6
109	FONSECA Natalia	ANG	7	13	54		5
109	KISFALUDY Anett	HUN	7	10	70		6
109	LOPEZ JIMENEZ Soledad	ESP	7	11	64		5
109	MACHADO Juliana	ANG	7	11	64		5
109	MATIELI Patricia	BRA	7	8	88		5
117	FOMINA Olga	ROC	6	12	50	1/2	8
117	GUTIERREZ BERMEJO Jennifer Maria	ESP	6	10	60		3
117	HORIKAWA Mana	JPN	6	6	100		2
117	KLIKOVAC Andrea	MNE	6	10	60		6
117	PETREN Melissa	SWE	6	20	30		8
117	QUIZELETE Marilia	ANG	6	8	75		5
117	SUNAMI Yui	JPN	6	19	32		5
124	FERNANDEZ FRAGA Alicia	ESP	5	10	50	1/1	5
124	GIM Boeun	KOR	5	8	63		6
124	HERNANDEZ SERRADOR Ainhoa	ESP	5	7	71		5
127	CARLOS Azenaide	ANG	4	11	36		5
127	EDWIGE Beatrice	FRA	4	8	50		8
127	GONZALEZ ALVAREZ Mireya	ESP	4	10	40		4
130	ARCOS POVEDA Paula	ESP	3	5	60		3
130	LAGERQUIST Anna	SWE	3	7	43		8
130	SZUCSANSZKI Zita	HUN	3	4	75		3
130	TOMAC Marta	NOR	3	5	60		8
134	JUNG Ji In	KOR	2	2	100		3
134	SUNAMI Kaho	JPN	2	5	40		2
134	THORLEIFSDOTTIR Kristin	SWE	2	3	67		8
134	VENTURA Livia	BRA	2	3	67		5
138	ARENHART Barbara	BRA	1	1	100		5
138	DANO Nina	SWE	1	4	25		1
138	de ARRUDA Renata	BRA	1	2	50		5
138	GUARIEIRO Giulia	BRA	1	1	100		5
138	HELEMBAI Fanny	HUN	1	2	50		3
138	JOHANSEN Vilde Ingeborg	NOR	1	4	25		2
138	JU Hui	KOR	1	1	100		6
138	KALININA Viktoriia	ROC	1	1	100		8
138	KAMETANI Sakura	JPN	1	1	100		5
138	KIM Yunji	KOR	1	6	17		3
138	LACRABERE Alexandra	FRA	1	1	100		2
138	MIKHAYLICHENKO Elena	ROC	1	3	33		1
138	PASCOAL Stelvia	ANG	1	2	50		5
138	PLETIKOSIC Matea	MNE	1	4	25		6
138	RAJCIC Marina	MNE	1	1	100		6
138	SOLBERG Silje	NOR	1	1	100		8
138	SOUSA Helena	ANG	1	1	100		5
138	VUKCEVIC Nikolina	MNE	1	1	100		6



Individual Statistics

個人の統計 / Statistiques individuelles

As of SUN 8 AUG 2021

ASSISTS

Rank	Name	Team	Assists	MP
1	BREDAL OFTEDAL Stine	NOR	39	8
2	STROMBERG Carin	SWE	36	8
3	VYAKHIREVA Anna	ROC	31	8
3	ZAADI DEUNA Grace	FRA	31	8
5	GUIALO Isabel	ANG	30	5
5	MOERK Nora	NOR	30	8
5	ROBERTS Jamina	SWE	30	8
8	FLIPPES Laura	FRA	25	8
8	RYU Eun Hee	KOR	25	6
10	GRBIC Itana	MNE	24	6
11	DMITRIEVA Daria	ROC	23	8
12	GROOT Nycke	NED	22	6
12	NZE MINKO Estelle	FRA	22	8
14	HAFRA Noemi	HUN	20	6
15	RODRIGUES BELO Ana Paula	BRA	19	5
16	KRISTIANSEN Veronica	NOR	18	8
17	BOBROVNIKOVA Vladlena	ROC	17	7
18	JAUKOVIC Durdina	MNE	16	6
18	REISTAD Henny	NOR	16	6
18	SMITS Inger	NED	16	6
21	FERNANDEZ FRAGA Alicia	ESP	15	5
21	SUNAMI Yui	JPN	15	5
23	de PAULA Bruna	BRA	14	5
23	HOUSHEER Dione	NED	14	6
23	KANG Kyungmin	KOR	14	6
23	NOCANDY Meline	FRA	14	8
23	SASAKI Haruno	JPN	14	5
28	KLUJBER Katrin Gitta	HUN	13	6
28	RODRIGUEZ RODRIGUEZ Almudena Maria	ESP	13	5
28	VAMOS Petra	HUN	13	6
31	DESPOTOVIC Jelena	MNE	12	6
31	PENA ABAURREA Nerea	ESP	12	5
33	DULFER Kelly	NED	11	6
33	LEE Migyeong	KOR	11	6
33	LINDQVIST Emma	SWE	11	8
33	SIM Haein	KOR	11	6
37	DOMBAXI Wuta	ANG	10	5
37	PINEAU Allison	FRA	10	8
37	SZOLLOSI-ZACSIK Szandra	HUN	10	6
40	ABBINGH Lois	NED	9	5
40	AMORIM TALESKA Eduarda	BRA	9	5
40	BRATTSET DALE Kari	NOR	9	8
40	BRNOVIC Tatjana	MNE	9	6
40	ISHITATE Mayuko	JPN	9	5
40	MAKEEVA Kseniia	ROC	9	8
46	FOPPA Pauletta	FRA	8	8
46	GONZALEZ ALVAREZ Mireya	ESP	8	4
48	CARLSON Jenny	SWE	7	8
48	FUJII Shio	JPN	7	5
48	JUNG Yura	KOR	7	6
51	CABRAL BARBOSA Alexandrina	ESP	6	5
51	COATANEA Pauline	FRA	6	7
51	GONZALEZ ORTEGA Lara	ESP	6	5



Individual Statistics

個人の統計 / Statistiques individuelles

As of SUN 8 AUG 2021

ASSISTS

Rank	Name	Team	Assists	MP
51	KIM Jinyi	KOR	6	6
51	MANAGAROVA Iuliia	ROC	6	8
51	OHYAMA Mana	JPN	6	4
51	PETREN Melissa	SWE	6	8
51	PLETIKOSIC Matea	MNE	6	6
51	SNELDER Danick	NED	6	6
60	JO Harang	KOR	5	6
60	KASSOMA Albertina	ANG	5	5
60	LAGERQUIST Anna	SWE	5	8
60	MATIELI Patricia	BRA	5	5
60	MEHMEDOVIC Majda	MNE	5	6
60	SEDOYKINA Anna	ROC	5	8
60	SUNAMI Kaho	JPN	5	2
60	TOMAC Marta	NOR	5	8
60	TOMORI Zsuzsanna	HUN	5	6
60	WESTBERG Johanna	SWE	5	8
70	BLOHM Linn	SWE	4	7
70	BORDAS Reka	HUN	4	6
70	BUNDSEN Johanna	SWE	4	8
70	FRAFJORD Marit Malm	NOR	4	8
70	FRERIKS Merel	NED	4	6
70	HANSSON Elin	SWE	4	8
70	KANG Eunhye	KOR	4	6
70	KLIKOVAC Andrea	MNE	4	6
70	LOPEZ HERRERO Marta	ESP	4	5
70	MACHADO Juliana	ANG	4	5
70	NIKATE Kalidiatou	FRA	4	8
70	RADICEVIC Jovanka	MNE	4	6
70	RAMUSOVIC Ema	MNE	4	6
70	van der HEIJDEN Laura	NED	4	6
70	VEDEKHINA Polina	ROC	4	8
70	VIEIRA Samara	BRA	4	5
86	ARAUJO Larissa	BRA	3	5
86	BREISTOEL Kristine	NOR	3	8
86	CAZANGA Magda	ANG	3	5
86	CESAREO ROMERO Elisabet	ESP	3	5
86	DANO Nina	SWE	3	1
86	HARA Nozomi	JPN	3	5
86	HERNANDEZ SERRADOR Ainhoa	ESP	3	5
86	IKEHARA Ayaka	JPN	3	5
86	ILINA Ekaterina	ROC	3	8
86	KISFALUDY Anett	HUN	3	6
86	KUZNETSOVA Polina	ROC	3	8
86	LEYNAUD Amandine	FRA	3	8
86	MARTIN BERENQUER Carmen Dolores	ESP	3	5
86	SKOROBOGATCHENKO Antonina	ROC	3	8
86	SOLBERG Silje	NOR	3	8
86	SZUCSANSZKI Zita	HUN	3	3
86	van WETERING Bo	NED	3	6
86	YOKOSHIMA Aya	JPN	3	3
104	BIRO Blanka	HUN	2	6
104	EDWIGE Beatrice	FRA	2	8
104	HERREM Camilla	NOR	2	8



Individual Statistics

個人の統計 / Statistiques individuelles

As of SUN 8 AUG 2021

ASSISTS

Rank	Name	Team	Assists	MP
104	JACOBSEN Marit	NOR	2	8
104	JOHANSEN Vilde Ingeborg	NOR	2	2
104	KOVACSICS Aniko	HUN	2	1
104	LASSOURCE Coralie	FRA	2	8
104	NAGATA Shiori	JPN	2	5
104	SEN Anna	ROC	2	8
104	SERCIEN UGOLIN Oceane	FRA	2	6
104	SOLBERG ISAKSEN Sanna	NOR	2	8
104	THORLEIFSDOTTIR Kristin	SWE	2	8
116	ARCOS POVEDA Paula	ESP	1	3
116	DANCETTE Blandine	FRA	1	1
116	DARLEUX Cleopatre	FRA	1	8
116	de ARAUJO Tamires	BRA	1	5
116	DO NASCIMENTO Alexandra	BRA	1	5
116	FONSECA Natalia	ANG	1	5
116	GIM Boeun	KOR	1	6
116	GORSHKOVA Polina	ROC	1	8
116	GUARIEIRO Giulia	BRA	1	5
116	GUTIERREZ BERMEJO Jennifer Maria	ESP	1	3
116	HELEMBAI Fanny	HUN	1	3
116	HORIKAWA Mana	JPN	1	2
116	ITANO Minami	JPN	1	5
116	KALININA Viktoriia	ROC	1	8
116	KAMETANI Sakura	JPN	1	5
116	KONDO Maharu	JPN	1	5
116	LACRABERE Alexandra	FRA	1	2
116	LUKACS Viktoria	HUN	1	6
116	LUNDSTROM Mathilda	SWE	1	8
116	MALESTEIN Angela	NED	1	6
116	MIKHAYLICHENKO Elena	ROC	1	1
116	NAVARRO GIMENEZ Silvia	ESP	1	5
116	NENEZIC Ljubica	MNE	1	6
116	PAULO Helena	ANG	1	5
116	QUIZELETE Marilia	ANG	1	5
116	SANTOS Natalia	ANG	1	5
116	SHIOTA Sayo	JPN	1	5
116	SKOGRAND Stine	NOR	1	8
116	SMEETS Martine	NED	1	6
116	TANABE Yuki	JPN	1	4
116	VENTURA Livia	BRA	1	5
116	VUKCEVIC Nikolina	MNE	1	6
116	WESTER Tess	NED	1	6



Individual Statistics

個人の統計 / Statistiques individuelles
As of SUN 8 AUG 2021

GOALS AND ASSISTS

Rank	Name	Team	Goals + Assists	Goals	Assists	MP
1	MOERK Nora	NOR	82	52	30	8
2	VYAKHIREVA Anna	ROC	74	43	31	8
3	STROMBERG Carin	SWE	70	34	36	8
4	ROBERTS Jamina	SWE	69	39	30	8
5	ZAADI DEUNA Grace	FRA	64	33	31	8
6	BREDAL OFTEDAL Stine	NOR	62	23	39	8
7	GUIALO Isabel	ANG	60	30	30	5
8	DMITRIEVA Daria	ROC	56	33	23	8
8	RYU Eun Hee	KOR	56	31	25	6
10	FLIPPES Laura	FRA	52	27	25	8
11	KRISTIANSEN Veronica	NOR	50	32	18	8
11	RADICEVIC Jovanka	MNE	50	46	4	6
13	JAUKOVIC Durdina	MNE	44	28	16	6
14	LEE Migyeong	KOR	43	32	11	6
15	BRATTSET DALE Kari	NOR	42	33	9	8
15	FOPPA Pauletta	FRA	42	34	8	8
17	PINEAU Allison	FRA	41	31	10	8
18	GRBIC Itana	MNE	40	16	24	6
18	NZE MINKO Estelle	FRA	40	18	22	8
18	REISTAD Henny	NOR	40	24	16	6
21	de PAULA Bruna	BRA	39	25	14	5
21	VAMOS Petra	HUN	39	26	13	6
23	ILINA Ekaterina	ROC	38	35	3	8
24	HAFRA Noemi	HUN	36	16	20	6
24	KLUJBER Katrin Gitta	HUN	36	23	13	6
24	SMITS Inger	NED	36	20	16	6
27	BRNOVIC Tatjana	MNE	34	25	9	6
27	PENA ABAURREA Nerea	ESP	34	22	12	5
27	RODRIGUES BELO Ana Paula	BRA	34	15	19	5
30	ABBINGH Lois	NED	33	24	9	5
30	JUNG Yura	KOR	33	26	7	6
30	SZOLLOSI-ZACSIK Szandra	HUN	33	23	10	6
33	GROOT Nycke	NED	32	10	22	6
33	HANSSON Elin	SWE	32	28	4	8
33	VEDEKHINA Polina	ROC	32	28	4	8
36	HOUSHEER Dione	NED	31	17	14	6
37	KANG Kyungmin	KOR	30	16	14	6
38	CARLSON Jenny	SWE	29	22	7	8
38	FUJII Shio	JPN	29	22	7	5
38	KASSOMA Albertina	ANG	29	24	5	5
38	NOCANDY Meline	FRA	29	15	14	8
42	BLOHM Linn	SWE	28	24	4	7
42	RODRIGUEZ RODRIGUEZ Almudena Maria	ESP	28	15	13	5
44	DO NASCIMENTO Alexandra	BRA	27	26	1	5
44	WESTBERG Johanna	SWE	27	22	5	8
46	BOBROVNIKOVA Vladlena	ROC	26	9	17	7
46	COATANEA Pauline	FRA	26	20	6	7
46	DULFER Kelly	NED	26	15	11	6
46	LINDQVIST Emma	SWE	26	15	11	8
50	MAKEEVA Kseniia	ROC	25	16	9	8
50	SIM Haein	KOR	25	14	11	6
52	HAGMAN Nathalie	SWE	23	23		8
52	MARTIN BERENGUER Carmen Dolores	ESP	23	20	3	5



Individual Statistics

個人の統計 / Statistiques individuelles

As of SUN 8 AUG 2021

GOALS AND ASSISTS

Rank	Name	Team	Goals + Assists	Goals	Assists	MP
52	SASAKI Haruno	JPN	23	9	14	5
52	SOLBERG ISAKSEN Sanna	NOR	23	21	2	8
56	KUZNETSOVA Polina	ROC	22	19	3	8
56	LOPEZ HERRERO Marta	ESP	22	18	4	5
56	MANAGAROVA Iuliia	ROC	22	16	6	8
56	MEHMEDOVIC Majda	MNE	22	17	5	6
56	SNELDER Danick	NED	22	16	6	6
56	van WETERING Bo	NED	22	19	3	6
62	FRERIKS Merel	NED	21	17	4	6
62	SKOGRAND Stine	NOR	21	20	1	8
62	SUNAMI Yui	JPN	21	6	15	5
65	AMORIM TALESKA Eduarda	BRA	20	11	9	5
65	FERNANDEZ FRAGA Alicia	ESP	20	5	15	5
65	HARA Nozomi	JPN	20	17	3	5
65	LUKACS Viktoria	HUN	20	19	1	6
65	MALESTEIN Angela	NED	20	19	1	6
70	DESPOTOVIC Jelena	MNE	19	7	12	6
70	DOMBAXI Wuta	ANG	19	9	10	5
70	GONZALEZ ORTEGA Lara	ESP	19	13	6	5
70	LUNDSTROM Mathilda	SWE	19	18	1	8
70	TOMORI Zsuzsanna	HUN	19	14	5	6
75	JO Harang	KOR	18	13	5	6
75	van der HEIJDEN Laura	NED	18	14	4	6
77	ISHITATE Mayuko	JPN	17	8	9	5
77	SANTOS Natalia	ANG	17	16	1	5
77	VIEIRA Samara	BRA	17	13	4	5
80	CABRAL BARBOSA Alexandrina	ESP	16	10	6	5
80	FRAFJORD Marit Malm	NOR	16	12	4	8
80	HERREM Camilla	NOR	16	14	2	8
80	IKEHARA Ayaka	JPN	16	13	3	5
80	KANG Eunhye	KOR	16	12	4	6
80	VALENTINI Chloe	FRA	16	16		8
86	ARAUJO Larissa	BRA	15	12	3	5
86	CHOI Sumin	KOR	15	15		6
86	KIM Jinyi	KOR	15	9	6	6
86	KONDO Maharu	JPN	15	14	1	5
86	OHYAMA Mana	JPN	15	9	6	4
86	SERCIEN UGOLIN Oceane	FRA	15	13	2	6
92	BREISTOEL Kristine	NOR	14	11	3	8
93	JACOBSEN Marit	NOR	13	11	2	8
93	SCHATZL Nadine	HUN	13	13		6
95	CAZANGA Magda	ANG	12	9	3	5
95	GONZALEZ ALVAREZ Mireya	ESP	12	4	8	4
95	LASSOURCE Coralie	FRA	12	10	2	8
95	MARTON Greta	HUN	12	12		6
95	MATIELI Patricia	BRA	12	7	5	5
95	NIAKATE Kalidiatou	FRA	12	8	4	8
95	PETREN Melissa	SWE	12	6	6	8
95	RAMUSOVIC Ema	MNE	12	8	4	6
95	YOKOSHIMA Aya	JPN	12	9	3	3
104	BONT Debbie	NED	11	11		6
104	BORDAS Reka	HUN	11	7	4	6
104	CARDOSO Adriana	BRA	11	11		5



Individual Statistics

個人の統計 / Statistiques individuelles
As of SUN 8 AUG 2021

GOALS AND ASSISTS

Rank	Name	Team	Goals + Assists	Goals	Assists	MP
104	MACHADO Juliana	ANG	11	7	4	5
104	SKOROBOGATCHENKO Antonina	ROC	11	8	3	8
109	CESAREO ROMERO Elisabet	ESP	10	7	3	5
109	GORSKOVA Polina	ROC	10	9	1	8
109	KISFALUDY Anett	HUN	10	7	3	6
109	KLIKOVAC Andrea	MNE	10	6	4	6
109	SEN Anna	ROC	10	8	2	8
109	SMEETS Martine	NED	10	9	1	6
115	de ARAUJO Tamires	BRA	9	8	1	5
115	MUGOSA Dijana	MNE	9	9		6
115	PAULO Helena	ANG	9	8	1	5
115	TANABE Yuki	JPN	9	8	1	4
119	FONSECA Natalia	ANG	8	7	1	5
119	HERNANDEZ SERRADOR Ainhoa	ESP	8	5	3	5
119	LAGERQUIST Anna	SWE	8	3	5	8
119	TOMAC Marta	NOR	8	3	5	8
119	VENANCIO Liliana	ANG	8	8		5
124	GUTIERREZ BERMEJO Jennifer Maria	ESP	7	6	1	3
124	HORIKAWA Mana	JPN	7	6	1	2
124	LOPEZ JIMENEZ Soledad	ESP	7	7		5
124	PLETIKOSIC Matea	MNE	7	1	6	6
124	QUIZELETE Marilia	ANG	7	6	1	5
124	SUNAMI Kaho	JPN	7	2	5	2
130	EDWIGE Beatrice	FRA	6	4	2	8
130	FOMINA Olga	ROC	6	6		8
130	GIM Boeun	KOR	6	5	1	6
130	SZUCSANSZKI Zita	HUN	6	3	3	3
134	SEDOYKINA Anna	ROC	5		5	8
135	ARCOS POVEDA Paula	ESP	4	3	1	3
135	BUNDSEN Johanna	SWE	4		4	8
135	CARLOS Azenaide	ANG	4	4		5
135	DANO Nina	SWE	4	1	3	1
135	SOLBERG Silje	NOR	4	1	3	8
135	THORLEIFSDOTTIR Kristin	SWE	4	2	2	8
141	JOHANSEN Vilde Ingeborg	NOR	3	1	2	2
141	LEYNAUD Amandine	FRA	3		3	8
141	VENTURA Livia	BRA	3	2	1	5
144	BIRO Blanka	HUN	2		2	6
144	GUARIEIRO Giulia	BRA	2	1	1	5
144	HELEMBAI Fanny	HUN	2	1	1	3
144	JUNG Ji In	KOR	2	2		3
144	KALININA Viktoriia	ROC	2	1	1	8
144	KAMETANI Sakura	JPN	2	1	1	5
144	KOVACSICS Aniko	HUN	2		2	1
144	LACRABERE Alexandra	FRA	2	1	1	2
144	MIKHAYLICHENKO Elena	ROC	2	1	1	1
144	NAGATA Shiori	JPN	2	0	2	5
144	VUKCEVIC Nikolina	MNE	2	1	1	6
155	ARENHART Barbara	BRA	1	1		5
155	DANCETTE Blandine	FRA	1	0	1	1
155	DARLEUX Cleopatre	FRA	1		1	8
155	de ARRUDA Renata	BRA	1	1		5
155	ITANO Minami	JPN	1		1	5



Individual Statistics

個人の統計 / Statistiques individuelles
 As of SUN 8 AUG 2021

GOALS AND ASSISTS

Rank	Name	Team	Goals + Assists	Goals	Assists	MP
155	JU Hui	KOR	1	1		6
155	KIM Yunji	KOR	1	1		3
155	NAVARRO GIMENEZ Silvia	ESP	1		1	5
155	NENEZIC Ljubica	MNE	1		1	6
155	PASCOAL Stelvia	ANG	1	1		5
155	RAJCIC Marina	MNE	1	1		6
155	SHIOTA Sayo	JPN	1		1	5
155	SOUSA Helena	ANG	1	1		5
155	WESTER Tess	NED	1		1	6



Individual Statistics

個人の統計 / Statistiques individuelles

As of SUN 8 AUG 2021

STEALS

Rank	Name	Team	Total	Avg.	MP
1	KUZNETSOVA Polina	ROC	11	1.4	8
2	HERREM Camilla	NOR	10	1.3	8
3	RYU Eun Hee	KOR	8	1.3	6
3	VYAKHIREVA Anna	ROC	8	1.0	8
5	NZE MINKO Estelle	FRA	7	0.9	8
5	ROBERTS Jamina	SWE	7	0.9	8
7	CAZANGA Magda	ANG	6	1.2	5
8	FLIPPES Laura	FRA	5	0.6	8
8	GROOT Nycke	NED	5	0.8	6
8	HANSSON Elin	SWE	5	0.6	8
8	LUNDSTROM Mathilda	SWE	5	0.6	8
8	PINEAU Allison	FRA	5	0.6	8
8	TOMORI Zsuzsanna	HUN	5	0.8	6
8	van WETERING Bo	NED	5	0.8	6
15	AMORIM TALESKA Eduarda	BRA	4	0.8	5
15	BREDAL OFTEDAL Stine	NOR	4	0.5	8
15	DO NASCIMENTO Alexandra	BRA	4	0.8	5
15	DOMBAXI Wuta	ANG	4	0.8	5
15	HAFRA Noemi	HUN	4	0.7	6
15	MALESTEIN Angela	NED	4	0.7	6
15	MOERK Nora	NOR	4	0.5	8
15	NOCANDY Meline	FRA	4	0.5	8
15	SANTOS Natalia	ANG	4	0.8	5
24	BLOHM Linn	SWE	3	0.4	7
24	BRNOVIC Tatjana	MNE	3	0.5	6
24	CABRAL BARBOSA Alexandrina	ESP	3	0.6	5
24	de PAULA Bruna	BRA	3	0.6	5
24	DULFER Kelly	NED	3	0.5	6
24	JUNG Yura	KOR	3	0.5	6
24	KRISTIANSEN Veronica	NOR	3	0.4	8
24	LASSOURCE Coralie	FRA	3	0.4	8
24	LEE Migyeong	KOR	3	0.5	6
24	MAKEEVA Kseniia	ROC	3	0.4	8
24	REISTAD Henry	NOR	3	0.5	6
24	SASAKI Haruno	JPN	3	0.6	5
24	ZAADI DEUNA Grace	FRA	3	0.4	8
37	ARAUJO Larissa	BRA	2	0.4	5
37	BONT Debbie	NED	2	0.3	6
37	BRATTSET DALE Kari	NOR	2	0.3	8
37	CARDOSO Adriana	BRA	2	0.4	5
37	CHOI Sumin	KOR	2	0.3	6
37	DESPOTOVIC Jelena	MNE	2	0.3	6
37	EDWIGE Beatrice	FRA	2	0.3	8
37	FONSECA Natalia	ANG	2	0.4	5
37	FRAFJORD Marit Malm	NOR	2	0.3	8
37	GONZALEZ ORTEGA Lara	ESP	2	0.4	5
37	GUARIEIRO Giulia	BRA	2	0.4	5
37	IKEHARA Ayaka	JPN	2	0.4	5
37	ISHITATE Mayuko	JPN	2	0.4	5
37	JAUKOVIC Durdina	MNE	2	0.3	6
37	KASSOMA Albertina	ANG	2	0.4	5
37	LAGERQUIST Anna	SWE	2	0.3	8
37	LUKACS Viktoria	HUN	2	0.3	6



Individual Statistics

個人の統計 / Statistiques individuelles

As of SUN 8 AUG 2021

STEALS

Rank	Name	Team	Total	Avg.	MP
37	MACHADO Juliana	ANG	2	0.4	5
37	MANAGAROVA Iuliia	ROC	2	0.3	8
37	MARTIN BERENGUER Carmen Dolores	ESP	2	0.4	5
37	MARTON Greta	HUN	2	0.3	6
37	MATIELI Patricia	BRA	2	0.4	5
37	MEHMEDOVIC Majda	MNE	2	0.3	6
37	RADICEVIC Jovanka	MNE	2	0.3	6
37	SCHATZL Nadine	HUN	2	0.3	6
37	SEN Anna	ROC	2	0.3	8
37	SKOGRAND Stine	NOR	2	0.3	8
37	SMEETS Martine	NED	2	0.3	6
37	SOLBERG ISAKSEN Sanna	NOR	2	0.3	8
37	SZOLLOSI-ZACSIK Szandra	HUN	2	0.3	6
37	TOMAC Marta	NOR	2	0.3	8
37	VENTURA Livia	BRA	2	0.4	5
69	ABBINGH Lois	NED	1	0.2	5
69	ARCOS POVEDA Paula	ESP	1	0.3	3
69	BOBROVNIKOVA Vladlena	ROC	1	0.1	7
69	BORDAS Reka	HUN	1	0.2	6
69	COATANEA Pauline	FRA	1	0.1	7
69	de ARAUJO Tamires	BRA	1	0.2	5
69	DMITRIEVA Daria	ROC	1	0.1	8
69	FERNANDEZ FRAGA Alicia	ESP	1	0.2	5
69	FOMINA Olga	ROC	1	0.1	8
69	GUIALO Isabel	ANG	1	0.2	5
69	HAGMAN Nathalie	SWE	1	0.1	8
69	HARA Nozomi	JPN	1	0.2	5
69	HELEMBAI Fanny	HUN	1	0.3	3
69	HERNANDEZ SERRADOR Ainhoa	ESP	1	0.2	5
69	HORIKAWA Mana	JPN	1	0.5	2
69	JO Harang	KOR	1	0.2	6
69	KANG Eunhye	KOR	1	0.2	6
69	KANG Kyungmin	KOR	1	0.2	6
69	KIM Jinyi	KOR	1	0.2	6
69	KLUJBER Katrin Gitta	HUN	1	0.2	6
69	KONDO Maharu	JPN	1	0.2	5
69	LACRABERE Alexandra	FRA	1	0.5	2
69	LINDQVIST Emma	SWE	1	0.1	8
69	LOPEZ JIMENEZ Soledad	ESP	1	0.2	5
69	MIKHAYLICHENKO Elena	ROC	1	1.0	1
69	MUGOSA Dijana	MNE	1	0.2	6
69	NIAKATE Kalidiatou	FRA	1	0.1	8
69	QUIZELETE Marilia	ANG	1	0.2	5
69	SEDOYKINA Anna	ROC	1	0.1	8
69	SHIOTA Sayo	JPN	1	0.2	5
69	SIM Haein	KOR	1	0.2	6
69	SNELDER Danick	NED	1	0.2	6
69	STROMBERG Carin	SWE	1	0.1	8
69	SUNAMI Kaho	JPN	1	0.5	2
69	SUNAMI Yui	JPN	1	0.2	5
69	VALENTINI Chloe	FRA	1	0.1	8
69	VENANCIO Liliana	ANG	1	0.2	5
69	VIEIRA Samara	BRA	1	0.2	5



Individual Statistics

個人の統計 / Statistiques individuelles
As of SUN 8 AUG 2021

STEALS

Rank	Name	Team	Total	Avg.	MP
69	VUKCEVIC Nikolina	MNE	1	0.2	6



Individual Statistics

個人の統計 / Statistiques individuelles

As of SUN 8 AUG 2021

BLOCKED SHOTS

Rank	Name	Team	Total	Avg.	MP
1	EDWIGE Beatrice	FRA	11	1.4	8
2	DULFER Kelly	NED	10	1.7	6
3	BRATTSET DALE Kari	NOR	8	1.0	8
4	JAUKOVIC Durdina	MNE	7	1.2	6
5	BLOHM Linn	SWE	5	0.7	7
5	FRAFJORD Marit Malm	NOR	5	0.6	8
5	FRERIKS Merel	NED	5	0.8	6
5	KASSOMA Albertina	ANG	5	1.0	5
9	BRNOVIC Tatjana	MNE	4	0.7	6
9	GONZALEZ ORTEGA Lara	ESP	4	0.8	5
9	MAKEEVA Kseniia	ROC	4	0.5	8
9	ROBERTS Jamina	SWE	4	0.5	8
9	TOMORI Zsuzsanna	HUN	4	0.7	6
9	VENANCIO Liliana	ANG	4	0.8	5
15	DMITRIEVA Daria	ROC	3	0.4	8
15	KANG Eunhye	KOR	3	0.5	6
15	LAGERQUIST Anna	SWE	3	0.4	8
15	NZE MINKO Estelle	FRA	3	0.4	8
15	PINEAU Allison	FRA	3	0.4	8
15	SEN Anna	ROC	3	0.4	8
15	ZAADI DEUNA Grace	FRA	3	0.4	8
22	de ARAUJO Tamires	BRA	2	0.4	5
22	DESPOTOVIC Jelena	MNE	2	0.3	6
22	GROOT Nycke	NED	2	0.3	6
22	LINDQVIST Emma	SWE	2	0.3	8
22	SMITS Inger	NED	2	0.3	6
22	SNELDER Danick	NED	2	0.3	6
28	AMORIM TALESKA Eduarda	BRA	1	0.2	5
28	CESAREO ROMERO Elisabet	ESP	1	0.2	5
28	DOMBAXI Wuta	ANG	1	0.2	5
28	FOMINA Olga	ROC	1	0.1	8
28	HARA Nozomi	JPN	1	0.2	5
28	HELEMBAI Fanny	HUN	1	0.3	3
28	HERNANDEZ SERRADOR Ainhoa	ESP	1	0.2	5
28	HOUSHEER Dione	NED	1	0.2	6
28	KIM Jinyi	KOR	1	0.2	6
28	KISS Nikoletta	HUN	1	0.2	5
28	KONDO Maharu	JPN	1	0.2	5
28	LACRABERE Alexandra	FRA	1	0.5	2
28	LUKACS Viktoria	HUN	1	0.2	6
28	MEHMEDOVIC Majda	MNE	1	0.2	6
28	NAGATA Shiori	JPN	1	0.2	5
28	RAMUSOVIC Ema	MNE	1	0.2	6
28	REISTAD Henny	NOR	1	0.2	6
28	RODRIGUES BELO Ana Paula	BRA	1	0.2	5
28	SANTOS Natalia	ANG	1	0.2	5
28	SIM Haein	KOR	1	0.2	6
28	STROMBERG Carin	SWE	1	0.1	8
28	TOMAC Marta	NOR	1	0.1	8
28	van der HEIJDEN Laura	NED	1	0.2	6
28	VIEIRA Samara	BRA	1	0.2	5



Individual Statistics

個人の統計 / Statistiques individuelles

As of SUN 8 AUG 2021

PUNISHMENTS

Rank	Name	Team	Points		BC	RC		2Min	YC	MP
			Avg.	Total		D	X			
1	TOMORI Zsuzsanna	HUN	3.5	21			1	3		6
2	CESAREO ROMERO Elisabet	ESP	3.4	17			1	1		5
3	HOUSHEER Dione	NED	3.2	19			1	2		6
4	SEN Anna	ROC	3.1	25			1	5		8
5	SNELDER Danick	NED	2.8	17				8	1	6
6	BRNOVIC Tatjana	MNE	2.3	14				6	2	6
7	CAZANGA Magda	ANG	2.0	10				5		5
7	JOHANSEN Vilde Ingeborg	NOR	2.0	4				2		2
7	MIKHAYLICHENKO Elena	ROC	2.0	2				1		1
7	NAGATA Shiori	JPN	2.0	10			1	3		5
7	VENANCIO Liliana	ANG	2.0	10				5		5
12	de ARAUJO Tamires	BRA	1.8	9				4	1	5
12	MAKEEVA Kseniia	ROC	1.8	14				5	4	8
14	HAFRA Noemi	HUN	1.7	10				5		6
15	GUARIEIRO Giulia	BRA	1.6	8				4		5
16	BRATTSET DALE Kari	NOR	1.5	12				5	2	8
16	NZE MINKO Estelle	FRA	1.5	12				6		8
16	ROBERTS Jamina	SWE	1.5	12				6		8
19	AMORIM TALESKA Eduarda	BRA	1.4	7				3	1	5
19	BLOHM Linn	SWE	1.4	10			1	3		7
19	EDWIGE Beatrice	FRA	1.4	11				5	1	8
19	GONZALEZ ORTEGA Lara	ESP	1.4	7				3	1	5
19	LAGERQUIST Anna	SWE	1.4	11				5	1	8
19	LINDQVIST Emma	SWE	1.4	11				5	1	8
25	BONT Debbie	NED	1.3	8				4		6
25	SERCIEN UGOLIN Oceane	FRA	1.3	8				4		6
27	CHOI Sumin	KOR	1.2	7				3	1	6
27	DOMBAXI Wuta	ANG	1.2	6				3		5
27	PAULO Helena	ANG	1.2	6				3		5
27	SUNAMI Yui	JPN	1.2	6				3		5
31	FLIPPES Laura	FRA	1.1	9				4	1	8
31	VYAKHIREVA Anna	ROC	1.1	9				4	1	8
33	da ROCHA Dayane	BRA	1.0	2				1		2
33	GONZALEZ ALVAREZ Mireya	ESP	1.0	4				2		4
33	IKEHARA Ayaka	JPN	1.0	5				2	1	5
33	JAUKOVIC Durdina	MNE	1.0	6				3		6
33	KASSOMA Albertina	ANG	1.0	5				2	1	5
33	KLIKOVAC Andrea	MNE	1.0	6				2	2	6
33	REISTAD Henry	NOR	1.0	6				3		6
33	SZOLLOSI-ZACSIK Szandra	HUN	1.0	6				3		6
33	TANABE Yuki	JPN	1.0	4				2		4
33	ZAADI DEUNA Grace	FRA	1.0	8				3	2	8
43	KUZNETSOVA Polina	ROC	0.9	7				3	1	8
43	STROMBERG Carin	SWE	0.9	7				3	1	8
45	CARLSON Jenny	SWE	0.8	6				3		8
45	HARA Nozomi	JPN	0.8	4				2		5
45	KISS Nikoletta	HUN	0.8	4				2		5
45	KRISTIANSEN Veronica	NOR	0.8	6				3		8
45	RODRIGUEZ RODRIGUEZ Almudena Maria	ESP	0.8	4				2		5
45	VEDEKHINA Polina	ROC	0.8	6				3		8
51	FRERIKS Merel	NED	0.7	4				2		6
51	GROOT Nycke	NED	0.7	4				2		6
51	GUTIERREZ BERMEJO Jennifer Maria	ESP	0.7	2				1		3



Individual Statistics

個人の統計 / Statistiques individuelles

As of SUN 8 AUG 2021

PUNISHMENTS

Rank	Name	Team	Points		BC	RC		2Min	YC	MP
			Avg.	Total		D	X			
51	KANG Eunhye	KOR	0.7	4				2		6
51	KIM Yunji	KOR	0.7	2				1		3
51	MEHMEDOVIC Majda	MNE	0.7	4				2		6
51	SIM Haein	KOR	0.7	4				2		6
51	SZUCSANSZKI Zita	HUN	0.7	2				1		3
59	BOBROVNIKOVA Vladlena	ROC	0.6	4				2		7
59	DMITRIEVA Daria	ROC	0.6	5				2	1	8
59	FRAFJORD Marit Malm	NOR	0.6	5				2	1	8
59	HERNANDEZ SERRADOR Ainhoa	ESP	0.6	3				1	1	5
63	DULFER Kelly	NED	0.5	3				1	1	6
63	GORSHKOVA Polina	ROC	0.5	4				2		8
63	HERREM Camilla	NOR	0.5	4				2		8
63	KISFALUDY Anett	HUN	0.5	3				1	1	6
63	MOERK Nora	NOR	0.5	4				2		8
63	OHYAMA Mana	JPN	0.5	2				1		4
63	PINEAU Allison	FRA	0.5	4				2		8
63	RAMUSOVIC Ema	MNE	0.5	3				1	1	6
63	VUKCEVIC Nikolina	MNE	0.5	3				1	1	6
72	ARAUJO Larissa	BRA	0.4	2				1		5
72	CARDOSO Adriana	BRA	0.4	2				1		5
72	DO NASCIMENTO Alexandra	BRA	0.4	2				1		5
72	FONSECA Natalia	ANG	0.4	2				1		5
72	ISHITATE Mayuko	JPN	0.4	2				1		5
72	LOPEZ HERRERO Marta	ESP	0.4	2				1		5
72	MACHADO Juliana	ANG	0.4	2				1		5
72	MATIELI Patricia	BRA	0.4	2				1		5
72	PASCOAL Stelvia	ANG	0.4	2				1		5
72	QUIZELETE Marilia	ANG	0.4	2				1		5
72	SANTOS Natalia	ANG	0.4	2				1		5
72	SASAKI Haruno	JPN	0.4	2				1		5
72	VIEIRA Samara	BRA	0.4	2				1		5
85	BORDAS Reka	HUN	0.3	2				1		6
85	BREISTOEL Kristine	NOR	0.3	2				1		8
85	DESPOTOVIC Jelena	MNE	0.3	2				1		6
85	FOMINA Olga	ROC	0.3	2				1		8
85	GIM Boeun	KOR	0.3	2				1		6
85	JACOBSEN Marit	NOR	0.3	2				1		8
85	JO Harang	KOR	0.3	2				1		6
85	KIM Jinyi	KOR	0.3	2				1		6
85	KLUJBER Katrin Gitta	HUN	0.3	2				1		6
85	LASSOURCE Coralie	FRA	0.3	2				1		8
85	LEE Migyeong	KOR	0.3	2				1		6
85	LUKACS Viktoria	HUN	0.3	2				1		6
85	LUNDSTROM Mathilda	SWE	0.3	2				1		8
85	MUGOSA Dijana	MNE	0.3	2				1		6
85	NOCANDY Meline	FRA	0.3	2				1		8
85	RYU Eun Hee	KOR	0.3	2				1		6
85	SEDOYKINA Anna	ROC	0.3	2				1		8
85	SKOGRAND Stine	NOR	0.3	2				1		8
85	SKOROBOGATCHENKO Antonina	ROC	0.3	2				1		8
85	SMITS Inger	NED	0.3	2				1		6
85	SOLBERG ISAKSEN Sanna	NOR	0.3	2				1		8
85	VALENTINI Chloe	FRA	0.3	2				1		8



Individual Statistics

個人の統計 / Statistiques individuelles
As of SUN 8 AUG 2021

PUNISHMENTS

Rank	Name	Team	Points		BC	RC		2Min	YC	MP
			Avg.	Total		D	X			
85	VAMOS Petra	HUN	0.3	2				1		6
85	van der HEIJDEN Laura	NED	0.3	2				1		6
85	WON Seonpil	KOR	0.3	2				1		6
110	ABBINGH Lois	NED	0.2	1					1	5
110	MALESTEIN Angela	NED	0.2	1					1	6
112	COATANEA Pauline	FRA	0.1	1					1	7

Note:
Total Points = (BC) x 25 + (RC-D) x 15 + (RC-X) x 4 + (2Min) x 2 + (YC) x 1.

Legend:

%	Efficiency	2Min	2-Minute Suspensions	Avg.	Average per Match	BC	Blue Cards
D	Direct	MP	Matches Played	RC	Red Cards	X	Three Times 2-Minute Suspensions
YC	Yellow Cards						



Goalkeeper Statistics

ゴールキーパーの統計 / Statistiques des gardiens de but
As of SUN 8 AUG 2021

SHOTS

Minimum 20% of total shots received by team

Rank	Name	Team	%	Saves	Shots	MP
1	LUNDE Katrine	NOR	38	45	119	8
2	ITANO Minami	JPN	37	18	49	5
3	SOLBERG Silje	NOR	36	62	173	8
4	KAMETANI Sakura	JPN	34	56	166	5
5	DARLEUX Cleopatre	FRA	33	43	131	8
5	NAVARRO GIMENEZ Silvia	ESP	33	44	135	5
5	RYDE Jessica	SWE	33	39	119	8
8	LEYNAUD Amandine	FRA	30	50	165	8
9	SEDOYKINA Anna	ROC	29	50	174	8
10	BIRO Blanka	HUN	28	50	177	6
11	DUIJNDAM Rinka	NED	27	23	84	6
12	BUNDSSEN Johanna	SWE	26	49	190	8
12	RAJCIC Marina	MNE	26	24	91	6
14	CASTELLANOS SOANEZ Mercedes	ESP	25	17	67	5
14	SOUSA Helena	ANG	25	33	131	5
16	JEONG Jinhui	KOR	24	17	70	6
16	KALININA Viktoriia	ROC	24	33	135	8
16	WESTER Tess	NED	24	36	149	6
19	JU Hui	KOR	23	44	191	6
19	NENEZIC Ljubica	MNE	23	26	115	6
21	ARENHART Barbara	BRA	22	28	126	5
21	de ARRUDA Renata	BRA	22	12	54	5
23	ALMEIDA Teresa	ANG	15	8	54	5

7m PENALTY SHOTS

Minimum 20% of total shots received by team

Rank	Name	Team	%	Saves	Shots	MP
1	RYDE Jessica	SWE	52	11	21	8
2	NAVARRO GIMENEZ Silvia	ESP	23	3	13	5
3	SOUSA Helena	ANG	22	4	18	5
4	LUNDE Katrine	NOR	21	3	14	8
5	BIRO Blanka	HUN	19	3	16	6
6	ARENHART Barbara	BRA	17	2	12	5
6	BUNDSSEN Johanna	SWE	17	4	23	8
8	JU Hui	KOR	14	1	7	6
9	KALININA Viktoriia	ROC	13	3	23	8
9	WESTER Tess	NED	13	2	15	6
11	CASTELLANOS SOANEZ Mercedes	ESP	9	1	11	5
11	DUIJNDAM Rinka	NED	9	1	11	6
13	KAMETANI Sakura	JPN	8	1	12	5
13	SOLBERG Silje	NOR	8	1	12	8
15	SEDOYKINA Anna	ROC	7	2	28	8
16	DARLEUX Cleopatre	FRA	5	1	19	8
16	LEYNAUD Amandine	FRA	5	1	22	8

Legend:
% Efficiency MP Matches Played



Fastest Goal Scoring Shots

最速ゴールショット / Tirs au but les plus rapides

As of SUN 8 AUG 2021 at 16:33

TOP 40 FASTEST GOAL SCORING SHOTS

Rank	Uniform Number	Name	Team	Speed km/h	Match			
					Teams	Phase	Date	Start Time
1	8	ABBINGH Lois	NED	100	NED - JPN	Preliminary Round Group A	SUN 25 JUL	9:00
1	87	TOMORI Zsuzsanna	HUN	100	HUN - SWE	Preliminary Round Group B	MON 2 AUG	16:15
3	8	ABBINGH Lois	NED	99	NED - JPN	Preliminary Round Group A	SUN 25 JUL	9:00
3	18	AMORIM TALESKA Eduarda	BRA	99	ESP - BRA	Preliminary Round Group B	THU 29 JUL	11:00
3	23	LEE Migyeong	KOR	99	MNE - KOR	Preliminary Round Group A	SAT 31 JUL	11:00
6	17	DOMBAXI Wuta	ANG	98	MNE - ANG	Preliminary Round Group A	SUN 25 JUL	14:15
6	6	STROMBERG Carin	SWE	98	SWE - ROC	Preliminary Round Group B	TUE 27 JUL	14:15
6	7	DMITRIEVA Daria	ROC	98	MNE - ROC	Quarterfinal	WED 4 AUG	9:30
9	8	ABBINGH Lois	NED	97	NED - JPN	Preliminary Round Group A	SUN 25 JUL	9:00
9	23	LINDQVIST Emma	SWE	97	ESP - SWE	Preliminary Round Group B	SUN 25 JUL	19:30
9	2	SZOLLOSI-ZACSIK Szandra	HUN	97	NOR - HUN	Quarterfinal	WED 4 AUG	13:15
12	4	KRISTIANSEN Veronica	NOR	96	NOR - KOR	Preliminary Round Group A	SUN 25 JUL	16:15
12	2	SZOLLOSI-ZACSIK Szandra	HUN	96	HUN - ROC	Preliminary Round Group B	THU 29 JUL	19:30
12	6	STROMBERG Carin	SWE	96	SWE - FRA	Preliminary Round Group B	THU 29 JUL	21:30
12	2	SZOLLOSI-ZACSIK Szandra	HUN	96	NOR - HUN	Quarterfinal	WED 4 AUG	13:15
16	7	DMITRIEVA Daria	ROC	95	HUN - ROC	Preliminary Round Group B	THU 29 JUL	19:30
16	8	LASSOURCE Coralie	FRA	95	FRA - BRA	Preliminary Round Group B	MON 2 AUG	11:00
16	2	SZOLLOSI-ZACSIK Szandra	HUN	95	NOR - HUN	Quarterfinal	WED 4 AUG	13:15
19	18	AMORIM TALESKA Eduarda	BRA	94	BRA - HUN	Preliminary Round Group B	TUE 27 JUL	11:00
19	2	SZOLLOSI-ZACSIK Szandra	HUN	94	BRA - HUN	Preliminary Round Group B	TUE 27 JUL	11:00
19	8	ABBINGH Lois	NED	94	NED - ANG	Preliminary Round Group A	THU 29 JUL	9:00
19	2	SZOLLOSI-ZACSIK Szandra	HUN	94	HUN - ROC	Preliminary Round Group B	THU 29 JUL	19:30
19	23	LINDQVIST Emma	SWE	94	SWE - FRA	Preliminary Round Group B	THU 29 JUL	21:30
19	97	VUKCEVIC Nikolina	MNE	94	MNE - KOR	Preliminary Round Group A	SAT 31 JUL	11:00
19	45	HAFRA Noemi	HUN	94	HUN - ESP	Preliminary Round Group B	SAT 31 JUL	19:30
26	27	GONZALEZ ORTEGA Lara	ESP	93	ESP - SWE	Preliminary Round Group B	SUN 25 JUL	19:30
26	38	VAMOS Petra	HUN	93	HUN - FRA	Preliminary Round Group B	SUN 25 JUL	21:30
26	22	VIEIRA Samara	BRA	93	BRA - HUN	Preliminary Round Group B	TUE 27 JUL	11:00
26	35	CARLOS Azenaide	ANG	93	NED - ANG	Preliminary Round Group A	THU 29 JUL	9:00
26	7	DMITRIEVA Daria	ROC	93	HUN - ROC	Preliminary Round Group B	THU 29 JUL	19:30
26	35	CARLOS Azenaide	ANG	93	ANG - JPN	Preliminary Round Group A	SAT 31 JUL	9:00
26	27	NZE MINKO Estelle	FRA	93	ROC - FRA	Preliminary Round Group B	SAT 31 JUL	14:15
26	7	DMITRIEVA Daria	ROC	93	ROC - FRA	Preliminary Round Group B	SAT 31 JUL	14:15
26	87	TOMORI Zsuzsanna	HUN	93	HUN - ESP	Preliminary Round Group B	SAT 31 JUL	19:30
26	2	SZOLLOSI-ZACSIK Szandra	HUN	93	HUN - SWE	Preliminary Round Group B	MON 2 AUG	16:15
26	4	SUNAMI Yui	JPN	93	NOR - JPN	Preliminary Round Group A	MON 2 AUG	21:30
26	27	NZE MINKO Estelle	FRA	93	FRA - NED	Quarterfinal	WED 4 AUG	20:45
38	27	GONZALEZ ORTEGA Lara	ESP	92	ESP - SWE	Preliminary Round Group B	SUN 25 JUL	19:30
38	9	JAUKOVIC Durdina	MNE	92	JPN - MNE	Preliminary Round Group A	TUE 27 JUL	9:00
38	9	RODRIGUES BELO Ana Paula	BRA	92	BRA - HUN	Preliminary Round Group B	TUE 27 JUL	11:00



Fastest Goal Scoring Shots
最速ゴールショット / Tirs au but les plus rapides
As of SUN 8 AUG 2021 at 16:33

FASTEST GOAL SCORERS BY TEAM

Team	Rank	Uniform Number	Name	Speed km/h	Match			
					Teams	Phase	Date	Start Time
ANG	1	17	DOMBAXI Wuta	98	MNE - ANG	Preliminary Round Group A	SUN 25 JUL	14:15
	2	35	CARLOS Azenaide	93	NED - ANG	Preliminary Round Group A	THU 29 JUL	9:00
	2	35	CARLOS Azenaide	93	ANG - JPN	Preliminary Round Group A	SAT 31 JUL	9:00
BRA	1	18	AMORIM TALESKA Eduarda	99	ESP - BRA	Preliminary Round Group B	THU 29 JUL	11:00
	2	18	AMORIM TALESKA Eduarda	94	BRA - HUN	Preliminary Round Group B	TUE 27 JUL	11:00
	3	22	VIEIRA Samara	93	BRA - HUN	Preliminary Round Group B	TUE 27 JUL	11:00
ESP	1	27	GONZALEZ ORTEGA Lara	93	ESP - SWE	Preliminary Round Group B	SUN 25 JUL	19:30
	2	27	GONZALEZ ORTEGA Lara	92	ESP - SWE	Preliminary Round Group B	SUN 25 JUL	19:30
	2	27	GONZALEZ ORTEGA Lara	92	FRA - ESP	Preliminary Round Group B	TUE 27 JUL	21:30
FRA	1	8	LASSOURCE Coralie	95	FRA - BRA	Preliminary Round Group B	MON 2 AUG	11:00
	2	27	NZE MINKO Estelle	93	ROC - FRA	Preliminary Round Group B	SAT 31 JUL	14:15
	2	27	NZE MINKO Estelle	93	FRA - NED	Quarterfinal	WED 4 AUG	20:45
HUN	1	87	TOMORI Zsuzsanna	100	HUN - SWE	Preliminary Round Group B	MON 2 AUG	16:15
	2	2	SZOLLOSI-ZACSIK Szandra	97	NOR - HUN	Quarterfinal	WED 4 AUG	13:15
	3	2	SZOLLOSI-ZACSIK Szandra	96	HUN - ROC	Preliminary Round Group B	THU 29 JUL	19:30
JPN	1	4	SUNAMI Yui	93	NOR - JPN	Preliminary Round Group A	MON 2 AUG	21:30
	2	40	FUJII Shio	90	JPN - KOR	Preliminary Round Group A	THU 29 JUL	14:15
	3	27	SASAKI Haruno	86	NED - JPN	Preliminary Round Group A	SUN 25 JUL	9:00
KOR	1	23	LEE Migyeong	99	MNE - KOR	Preliminary Round Group A	SAT 31 JUL	11:00
	2	23	LEE Migyeong	90	KOR - NED	Preliminary Round Group A	TUE 27 JUL	16:15
	2	17	SIM Haein	90	KOR - ANG	Preliminary Round Group A	MON 2 AUG	9:00
MNE	1	97	VUKCEVIC Nikolina	94	MNE - KOR	Preliminary Round Group A	SAT 31 JUL	11:00
	2	9	JAUKOVIC Durdina	92	JPN - MNE	Preliminary Round Group A	TUE 27 JUL	9:00
	2	9	JAUKOVIC Durdina	92	MNE - ROC	Quarterfinal	WED 4 AUG	9:30
NED	1	8	ABBINGH Lois	100	NED - JPN	Preliminary Round Group A	SUN 25 JUL	9:00
	2	8	ABBINGH Lois	99	NED - JPN	Preliminary Round Group A	SUN 25 JUL	9:00
	3	8	ABBINGH Lois	97	NED - JPN	Preliminary Round Group A	SUN 25 JUL	9:00
NOR	1	4	KRISTIANSEN Veronica	96	NOR - KOR	Preliminary Round Group A	SUN 25 JUL	16:15
	2	2	REISTAD Henny	92	MNE - NOR	Preliminary Round Group A	THU 29 JUL	16:15
	2	4	KRISTIANSEN Veronica	92	NOR - JPN	Preliminary Round Group A	MON 2 AUG	21:30
ROC	1	7	DMITRIEVA Daria	98	MNE - ROC	Quarterfinal	WED 4 AUG	9:30
	2	7	DMITRIEVA Daria	95	HUN - ROC	Preliminary Round Group B	THU 29 JUL	19:30
	3	7	DMITRIEVA Daria	93	HUN - ROC	Preliminary Round Group B	THU 29 JUL	19:30
SWE	1	6	STROMBERG Carin	98	SWE - ROC	Preliminary Round Group B	TUE 27 JUL	14:15
	2	23	LINDQVIST Emma	97	ESP - SWE	Preliminary Round Group B	SUN 25 JUL	19:30
	3	6	STROMBERG Carin	96	SWE - FRA	Preliminary Round Group B	THU 29 JUL	21:30



Competition Officials
 オフィシャルズ / Officiels de compétition
 As of FRI 9 JUL 2021

Function	Name	Organisation
International Federation Officials		
President:	MOUSTAFA Hassan	EGY - Egypt
1st Vice-President:	DELPLANQUE Joel	FRA - France
Competition Director:	STRUB Patric	GER - Germany
General Director:	KHALIFA Amal	EGY - Egypt
IHF Staff:	BOSHKOSKI Hristo GUICHARD Camille PASCUAL Ignacio	MKD - North Macedonia FRA - France ESP - Spain
Photographer:	KOVACS Aniko	HUN - Hungary
Journalist:	GAHAN Courtney	AUS - Australia
Technical Delegate & Chairman, IHF Commission of Organizing and Competitions:	BERTELSEN Per	DEN - Denmark
Technical Delegate:	JENSEN Bjarne Munk	DEN - Denmark
Chairman, IHF Commission of Coaching and Methods:	SPÄTE Dietrich	GER - Germany
Treasurer:	RAPP Anna	SWE - Sweden
Executive Committee Member:	TABORSKY Frantisek LECUSANU Narcisa	CZE - Czech Republic ROU - Romania
Council Member:	AREMOU Mansourou	BEN - Benin
Event Delegates:	GORALCZYK Marek PETRONIJEVIC Milan PAVICEVIC Predrag	POL - Poland SRB - Serbia MNE - Montenegro
Experts for Analyzing:	BEPPLER Jochen LANDURE Paul	GER - Germany FRA - France
Referee Couples:	ALI HAMIDI Sid BELKHIRI Youcef	ALG - Algeria ALG - Algeria
	PAOLANTONI Maria Ines GARCIA Mariana	ARG - Argentina ARG - Argentina
	MILOSEVIC Boris GUBICA Matija	CRO - Croatia CRO - Croatia



Competition Officials

オフィシャルズ / Officiels de compétition

As of FRI 9 JUL 2021

Function	Name	Organisation
Referee Couples:	NOVOTNY Jiri	CZE - Czech Republic
	HORACEK Vaclav	CZE - Czech Republic
	MADSEN Jesper	DEN - Denmark
	HANSEN Mads	DEN - Denmark
	ELSAIED Heidy	EGY - Egypt
	ELSAIED Yasmina	EGY - Egypt
	RALUY Oscar	ESP - Spain
	SABROSO Angel	ESP - Spain
	BONAVENTURA Charlotte	FRA - France
	BONAVENTURA Julie	FRA - France
	SCHULZE Robert	GER - Germany
	TÖNNIES Tobias	GER - Germany
	KOO Bon-Ok	KOR - Republic of Korea
	LEE Seok	KOR - Republic of Korea
	NACHEVSKI Gjorgji	MKD - North Macedonia
	NIKOLOV Slave	MKD - North Macedonia
	SANTOS Duarte	POR - Portugal
	FONSECA Ricardo	POR - Portugal
	BEREZKINA Tatiana	RUS - Rusia
ALPAIDZE Viktoriia	RUS - Rusia	
LAH Bojan	SLO - Slovenia	
SOK David	SLO - Slovenia	
BRUNNER Arthur	SUI - Switzerland	
SALAH Morad	SUI - Switzerland	
WETTERWIK Mattias	SWE - Sweden	
KURTAGIC Mirza	SWE - Sweden	
Delegates:	ADJEMIAN Teodoro	ARG - Argentina
	REISINGER Gerhard	AUT - Austria
	VOJIC Arijana	BIH - Bosnia Herzegovina
	SEDREZ Sálvio	BRA - Brazil
	POSAVEC Josip	CRO - Croatia
	SOOS Balázs	HUN - Hungary
	NACHEVSKI Dragan	MKD - North Macedonia
	SOEDAL Per Morten	NOR - Norway
	VARTANYAN Stella	RUS - Rusia
	MARIC Branka	SRB - Serbia
	RÄTZ Felix	SUI - Switzerland
HAGEN Monika	SWE - Sweden	

