



Match Statistics

試合のスタッツ / Statistiques du match

Match 34

DOM vs USA
0 3

Match Duration: 1h 29min


Team	Sets	1	2	3	Total
DOM	0	11	20	19	50
USA	3	25	25	25	75
	Playing Time	23min	29min	31min	1h 23min

1st Referee: MACIAS Luis Gerardo (MEX)


2nd Referee: KANG Joo-Hee (KOR)

Challenge Referee: BOUDAYA Taoufik (TUN)


DOM - Dominican Rep.

Scoring Attack

Limit 15.00%

Rk	No.	Name	Points	Errors	In-Play	Total Attempts	Eff. %
1	20	MARTINEZ Brayelin Elizabeth	15	5	14	34	29.41
2	14	RIVERA BRENS Prisilla	7	4	7	18	16.67
	18	de la CRUZ de PENA Bethania	2	3	8	13	
	21	MARTINEZ Jineiry	3	1	7	11	
	1	VARGAS VALDEZ Annerys Victoria	4	1	-	5	
	16	PENA ISABEL Yonkaira Paola	-	1	4	5	
	23	GONZALEZ LOPEZ Gaila Ceneida	1	-	2	3	
	7	MARTE FRICA Niverka Dharlenis	-	-	2	2	
	25	MARTINEZ CARO Larysmer	-	-	1	1	
	3	EVE MEJIA Lisvel Elisa	-	-	-	-	
	5	CASTILLO Brenda	-	-	-	-	
	6	DOMINGUEZ MARTINEZ Camil Inmaculada	-	-	-	-	
Team Totals			32	15	45	92	18.48

Scoring Block


Rk	No.	Name	Points	Errors	In-Play	Total Attempts	Avg. by Set
1	21	MARTINEZ Jineiry	3	4	8	15	1.00
2	1	VARGAS VALDEZ Annerys Victoria	1	4	3	8	0.33
2	20	MARTINEZ Brayelin Elizabeth	1	5	-	6	0.33
4	7	MARTE FRICA Niverka Dharlenis	-	3	3	6	0.00
4	14	RIVERA BRENS Prisilla	-	3	3	6	0.00
4	18	de la CRUZ de PENA Bethania	-	4	2	6	0.00
4	16	PENA ISABEL Yonkaira Paola	-	-	2	2	0.00
4	23	GONZALEZ LOPEZ Gaila Ceneida	-	-	2	2	0.00
	3	EVE MEJIA Lisvel Elisa	-	-	-	-	
	5	CASTILLO Brenda	-	-	-	-	
	6	DOMINGUEZ MARTINEZ Camil Inmaculada	-	-	-	-	
	25	MARTINEZ CARO Larysmer	-	-	-	-	
Team Totals			5	23	23	51	1.67

Scoring Service


Rk	No.	Name	Points	Errors	In-Play	Total Attempts	Avg. by Set
1	14	RIVERA BRENS Prisilla	-	1	11	12	0.00
1	7	MARTE FRICA Niverka Dharlenis	-	2	6	8	0.00
1	20	MARTINEZ Brayelin Elizabeth	-	-	7	7	0.00
1	21	MARTINEZ Jineiry	-	1	6	7	0.00
1	16	PENA ISABEL Yonkaira Paola	-	-	6	6	0.00
1	1	VARGAS VALDEZ Annerys Victoria	-	-	5	5	0.00
1	18	de la CRUZ de PENA Bethania	-	1	4	5	0.00
1	25	MARTINEZ CARO Larysmer	-	1	1	2	0.00
	3	EVE MEJIA Lisvel Elisa	-	-	-	-	
	5	CASTILLO Brenda	-	-	-	-	
	6	DOMINGUEZ MARTINEZ Camil Inmaculada	-	-	-	-	
	23	GONZALEZ LOPEZ Gaila Ceneida	-	-	-	-	
Team Totals				6	46	52	0.00

Team

Opponent Errors & Team Errors	Points	Errors
	13	1



Match Statistics

試合のスタッツ / Statistiques du match

Match 34

DOM vs USA
0 3

Match Duration: 1h 29min


Team	Sets	1	2	3	Total
DOM	0	11	20	19	50
USA	3	25	25	25	75
Playing Time		23min	29min	31min	1h 23min

1st Referee: MACIAS Luis Gerardo (MEX)


2nd Referee: KANG Joo-Hee (KOR)

Challenge Referee: BOUDAYA Taoufik (TUN)


DOM - Dominican Rep.

Non-Scoring Dig


Rk	No.	Name	Excellents	Errors	In-Play	Total Attempts	Avg. by Set
1	5	CASTILLO Brenda	9	6	3	18	3.00
2	7	MARTE FRICA Niverka Dharlenis	6	2	2	10	2.00
3	25	MARTINEZ CARO Larysmer	4	-	-	4	1.33
4	14	RIVERA BRENS Prisilla	3	5	1	9	1.00
4	16	PENA ISABEL Yonkaira Paola	3	4	1	8	1.00
6	20	MARTINEZ Brayelin Elizabeth	2	5	3	10	0.67
6	1	VARGAS VALDEZ Annerys Victoria	2	2	1	5	0.67
8	21	MARTINEZ Jineiry	1	2	3	6	0.33
8	18	de la CRUZ de PENA Bethania	1	-	-	1	0.33
10	6	DOMINGUEZ MARTINEZ Camil Inmaculada	-	1	-	1	0.00
10	23	GONZALEZ LOPEZ Gaila Ceneida	-	1	-	1	0.00
	3	EVE MEJIA Lisvel Elisa	-	-	-	-	-
Team Totals			31	28	14	73	10.33

Non-Scoring Set


Rk	No.	Name	Excellents	Errors	In-Play	Total Attempts	Avg. by Set
1	7	MARTE FRICA Niverka Dharlenis	22	1	33	56	7.33
2	5	CASTILLO Brenda	9	-	16	25	3.00
3	6	DOMINGUEZ MARTINEZ Camil Inmaculada	1	-	3	4	0.33
4	20	MARTINEZ Brayelin Elizabeth	-	-	2	2	0.00
4	1	VARGAS VALDEZ Annerys Victoria	-	-	1	1	0.00
4	21	MARTINEZ Jineiry	-	-	1	1	0.00
	3	EVE MEJIA Lisvel Elisa	-	-	-	-	-
	14	RIVERA BRENS Prisilla	-	-	-	-	-
	16	PENA ISABEL Yonkaira Paola	-	-	-	-	-
	18	de la CRUZ de PENA Bethania	-	-	-	-	-
	23	GONZALEZ LOPEZ Gaila Ceneida	-	-	-	-	-
	25	MARTINEZ CARO Larysmer	-	-	-	-	-
Team Totals			32	1	56	89	10.67

Non-Scoring Reception

Limit
25.00%

Rk	No.	Name	Excellents	Errors	In-Play	Total Attempts	Succ. %
1	14	RIVERA BRENS Prisilla	9	2	12	23	39.13
	5	CASTILLO Brenda	10	1	2	13	
	18	de la CRUZ de PENA Bethania	4	2	3	9	
	25	MARTINEZ CARO Larysmer	4	1	2	7	
	16	PENA ISABEL Yonkaira Paola	4	-	1	5	
	20	MARTINEZ Brayelin Elizabeth	1	-	1	2	
	1	VARGAS VALDEZ Annerys Victoria	1	-	-	1	
	7	MARTE FRICA Niverka Dharlenis	-	-	1	1	
	3	EVE MEJIA Lisvel Elisa	-	-	-	-	
	6	DOMINGUEZ MARTINEZ Camil Inmaculada	-	-	-	-	
	21	MARTINEZ Jineiry	-	-	-	-	
	23	GONZALEZ LOPEZ Gaila Ceneida	-	-	-	-	
Team Totals			33	6	22	61	54.10



Match Statistics

試合のスタッツ / Statistiques du match

Match 34

DOM vs USA
0 3

Match Duration: 1h 29min


Team	Sets	1	2	3	Total
DOM	0	11	20	19	50
USA	3	25	25	25	75
	Playing Time	23min	29min	31min	1h 23min

1st Referee: MACIAS Luis Gerardo (MEX)


2nd Referee: KANG Joo-Hee (KOR)

Challenge Referee: BOUDAYA Taoufik (TUN)

USA - United States

Scoring Attack

Limit 15.00%

Rk	No.	Name	Points	Errors	In-Play	Total Attempts	Eff. %
1	11	DREWS Andrea	21	2	13	36	52.78
2	14	BARTSCH-HACKLEY Michelle	12	5	22	39	17.95
	10	LARSON Jordan	5	-	8	13	
	22	WASHINGTON Haleigh	7	1	5	13	
	16	AKINRADEWO Foluke	2	1	1	4	
	1	HANCOCK Micha	1	1	-	2	
	2	POULTER Jordyn	-	-	-	-	
	4	WONG-ORANTES Justine	-	-	-	-	
	12	THOMPSON Jordan	-	-	-	-	
	15	HILL Kimberly	-	-	-	-	
	23	ROBINSON Kelsey	-	-	-	-	
	24	OGBOGU Chiaka	-	-	-	-	
Team Totals			48	10	49	107	35.51

Scoring Block


Rk	No.	Name	Points	Errors	In-Play	Total Attempts	Avg. by Set
1	16	AKINRADEWO Foluke	3	3	4	10	1.00
2	22	WASHINGTON Haleigh	2	3	8	13	0.67
3	14	BARTSCH-HACKLEY Michelle	1	6	5	12	0.33
3	1	HANCOCK Micha	1	1	5	7	0.33
3	10	LARSON Jordan	1	1	-	2	0.33
6	11	DREWS Andrea	-	2	6	8	0.00
	2	POULTER Jordyn	-	-	-	-	
	4	WONG-ORANTES Justine	-	-	-	-	
	12	THOMPSON Jordan	-	-	-	-	
	15	HILL Kimberly	-	-	-	-	
	23	ROBINSON Kelsey	-	-	-	-	
	24	OGBOGU Chiaka	-	-	-	-	
Team Totals			8	16	28	52	2.67

Scoring Service


Rk	No.	Name	Points	Errors	In-Play	Total Attempts	Avg. by Set
1	16	AKINRADEWO Foluke	2	-	14	16	0.67
2	10	LARSON Jordan	1	1	12	14	0.33
2	22	WASHINGTON Haleigh	1	1	8	10	0.33
2	1	HANCOCK Micha	1	3	3	7	0.33
2	15	HILL Kimberly	1	-	3	4	0.33
6	11	DREWS Andrea	-	2	10	12	0.00
6	14	BARTSCH-HACKLEY Michelle	-	1	9	10	0.00
	2	POULTER Jordyn	-	-	-	-	
	4	WONG-ORANTES Justine	-	-	-	-	
	12	THOMPSON Jordan	-	-	-	-	
	23	ROBINSON Kelsey	-	-	-	-	
	24	OGBOGU Chiaka	-	-	-	-	
Team Totals			6	8	59	73	2.00

Team

Opponent Errors & Team Errors	13
-------------------------------	----



Match Statistics

試合のスタッツ / Statistiques du match

Match 34

DOM vs USA
0 3

Match Duration: 1h 29min


Team	Sets	1	2	3	Total
DOM	0	11	20	19	50
USA	3	25	25	25	75
Playing Time		23min	29min	31min	1h 23min

1st Referee: MACIAS Luis Gerardo (MEX)


2nd Referee: KANG Joo-Hee (KOR)

Challenge Referee: BOUDAYA Taoufik (TUN)


USA - United States

Non-Scoring Dig


Rk	No.	Name	Excellents	Errors	In-Play	Total Attempts	Avg. by Set
1	10	LARSON Jordan	15	1	-	16	5.00
2	4	WONG-ORANTES Justine	13	3	-	16	4.33
3	11	DREWS Andrea	8	3	-	11	2.67
4	14	BARTSCH-HACKLEY Michelle	7	5	1	13	2.33
5	1	HANCOCK Micha	6	1	-	7	2.00
6	22	WASHINGTON Haleigh	5	-	-	5	1.67
7	16	AKINRADEWO Foluke	1	2	1	4	0.33
7	15	HILL Kimberly	1	1	-	2	0.33
	2	POULTER Jordyn	-	-	-	-	-
	12	THOMPSON Jordan	-	-	-	-	-
	23	ROBINSON Kelsey	-	-	-	-	-
	24	OGBOGU Chiaka	-	-	-	-	-
Team Totals			56	16	2	74	18.67

Non-Scoring Set


Rk	No.	Name	Excellents	Errors	In-Play	Total Attempts	Avg. by Set
1	1	HANCOCK Micha	37	1	50	88	12.33
2	4	WONG-ORANTES Justine	2	-	3	5	0.67
2	10	LARSON Jordan	2	-	2	4	0.67
4	14	BARTSCH-HACKLEY Michelle	1	-	-	1	0.33
4	16	AKINRADEWO Foluke	1	-	-	1	0.33
6	22	WASHINGTON Haleigh	-	-	1	1	0.00
	2	POULTER Jordyn	-	-	-	-	-
	11	DREWS Andrea	-	-	-	-	-
	12	THOMPSON Jordan	-	-	-	-	-
	15	HILL Kimberly	-	-	-	-	-
	23	ROBINSON Kelsey	-	-	-	-	-
	24	OGBOGU Chiaka	-	-	-	-	-
Team Totals			43	1	56	100	14.33

Non-Scoring Reception

Limit
25.00%

Rk	No.	Name	Excellents	Errors	In-Play	Total Attempts	Succ. %
1	14	BARTSCH-HACKLEY Michelle	13	-	3	16	81.25
2	10	LARSON Jordan	9	-	4	13	69.23
3	4	WONG-ORANTES Justine	10	-	6	16	62.50
	1	HANCOCK Micha	-	-	-	-	-
	2	POULTER Jordyn	-	-	-	-	-
	11	DREWS Andrea	-	-	-	-	-
	12	THOMPSON Jordan	-	-	-	-	-
	15	HILL Kimberly	-	-	-	-	-
	16	AKINRADEWO Foluke	-	-	-	-	-
	22	WASHINGTON Haleigh	-	-	-	-	-
	23	ROBINSON Kelsey	-	-	-	-	-
	24	OGBOGU Chiaka	-	-	-	-	-
Team Totals			32	-	13	45	71.11

Legend: Avg. Average Eff. % Efficiency No. Shirt number Rk Rank Succ.% Success %