





Euro RX3

ERX3 - 25

Final Classification

Pos. No.	Driver Competitor/ Entrant	Nat. Car	Q1	Q2	Q3	Q4	Q Sum	Int. Pt.	SF1	SF2	Final	Ch. Pt.
1 95	Yury BELEVSKIY Volland Racing KFT.	CHE Audi A1	50 (1.) 3:16.842	50 (1.) 3:14.009	50 (1.) 3:15.008	50 (1.) 3:13.303	20 0	16	6 (1.) 4:44.677		8 (1.) 4:43.685	30
2 22	Kobe PAUWELS Volland Racing KFT.	BEL Audi A1	40 (4.) 3:18.701	37 (7.) 3:18.534	45 (2.) 3:15.343	22 (18.) DNF	144	10	4 (3.) 4:50.093		5 (2.) 4:44.218	19
3 54	Marat KNYAZEV Volland Racing KFT.	RUS Audi A1	42 (3.) 3:18.174	38 (6.) 3:17.809	40 (4.) 3:16.321	42 (3.) 3:15.519	162	13		6 (1.) 4:47.674	4 (3.) 4:45.145	23
4 11	Jan CERNY Pajrs S.R.O.	CZE Škoda Citigo	38 (6.) 3:19.547	45 (2.) 3:15.958	35 (9.) 3:18.897	45 (2.) 3:15.094	163	15		5 (2.) 4:50.788	3 (4.) 4:47.314	23
5 10	Janno LIGUR Ligur Racing	EST Škoda Fabia	45 (2.) 3:17.618	42 (3.) 3:16.798	39 (5.) 3:16.401	36 (8.) 3:17.481	162	14	5 (2.) 4:48.659		2 (5.) 4:47.814	21
6 6	Damian LITWINOWICZ Damian Litwinowicz	POL Audi A1	35 (9.) 3:20.942	36 (8.) 3:18.549	37 (7.) 3:18.356	29 (15.) 3:22.578	137	7		4 (3.) 4:52.215	1 (6.) 4:48.326	12
7 89	Timur SHIGABUTDINOV Volland Racing KFT.	RUS Audi A1	33 (11.) 3:21.313	40 (4.) 3:16.933	38 (6.) 3:17.015	40 (4.) 3:15.957	151	12	2 (5.) 4:54.823			14
8 8	Espen ISAKSÆTRE Espen Isaksætre	NOR Peugeot 208	37 (7.) 3:20.173	39 (5.) 3:17.263	36 (8.) 3:18.416	37 (7.) 3:17.201	149	11		2 (5.) +1 LAP		13
9 14	Kasparas NAVICKAS KREDA	LTU Škoda Fabia	34 (10.) 3:21.005	33 (11.) 3:18.849	33 (11.) 3:19.721	39 (5.) 3:16.171	139	9		3 (4.) 4:55.579		12
10 60	Marius SOLBERG HANSEN Alexander Hvaal	NOR Škoda Fabia	39 (5.) 3:19.154	24 (20.) 3:23.958	42 (3.) 3:16.222	33 (11.) 3:19.889	138	8	3 (4.) 4:50.481			11
11 5	Sebastian HØIDALEN Sebastian Høidalen	NOR Ford Fiesta	30 (14.) 3:23.147	35 (9.) 3:18.585	32 (12.) 3:20.046	34 (10.) 3:19.564	131	6	1 (6.) 4:54.897			7
12 91	Martin KJÆR Martin Kjær	NOR Ford Fiesta	28 (16.) 3:24.696	32 (12.) 3:19.003	34 (10.) 3:19.137	35 (9.) 3:18.443	129	5		1 (6.) +1 LAP		6
13 61	Jiří ŠUSTA Josef Šusta	CZE Škoda Fabia	32 (12.) 3:21.582	31 (13.) 3:19.727	31 (13.) 3:20.414	31 (13.) 3:20.064	125	4				4
14 23	Radoslaw RACZKOWSKI Automax Motorsport	POL Škoda Fabia	22 (21.) DNF	34 (10.) 3:18.588	29 (15.) 3:20.999	38 (6.) 3:17.012	123	3				3
15 9	Dylan DUFAS Dylan Dufas	FRA Renault Twingo	31 (13.) 3:22.166	30 (14.) 3:20.070	27 (17.) 3:22.682	32 (12.) 3:20.010	120	2				2
16 58	Dominik SENEGACNIK KRTZ Motorsport	CZE Volkswagen Polo	36 (8.) 3:20.605	29 (15.) 3:22.043	24 (20.) 3:28.465	22 (20.) DNF	111	1				1
17 18	Zsolt SZÍJJ JOLLY Speedy Motorsport	HUN Audi A1	27 (17.) 3:24.899	27 (17.) 3:23.332	26 (18.) 3:23.900	30 (14.) 3:20.477	110	0				0
18 66	Jérémy LAMBEC Jérémy Lambec	FRA Škoda Fabia	29 (15.) 3:24.295	28 (16.) 3:22.894	28 (16.) 3:22.349	22 (19.) DNF	107	0				0
19 96	Marcel SUCHÝ Jihočeský Autoklub V AČR	CZE Škoda Fabia	26 (18.) 3:25.940	26 (18.) 3:23.525	25 (19.) 3:24.526	28 (16.) 3:23.184	105	0				0

Höljesbanan (1210m/ 1250m)

Published at...	Chairman of the Stewards  Mr. Trond BAKKOM	Steward  Mr. David DOMINGO	Steward  Mr. Bengt Göran GRENANDER	
-----------------	---	---	--	---

Page 1 of 2





Euro RX3

ERX3 - 25

Final Classification

Pos. No.	Driver Competitor/ Entrant	Nat. Car	Q1	Q2	Q3	Q4	Q Sum	Int. Pt.	SF1	SF2	Final	Ch. Pt.
20 86	Lukas NEY ADAC Team Weser-Ems E.V.	DEU Škoda Fabia	24 (20.) 3:35.820	23 (21.) 3:31.604	23 (21.) 3:31.429	27 (17.) 3:29.794	97	0				0
21 13	Per Magne EGEBØ- SVARDAL Per Magne Egebø-Svardal	NOR Audi A1	25 (19.) 3:26.777	25 (19.) 3:23.816	30 (14.) 3:20.486	0 (21.) DNS	80	0				0

Höljesbanan (1210m/ 1250m)

Published at...	Chairman of the Stewards  Mr. Trond BAKKOM	Steward  Mr. David DOMINGO	Steward  Mr. Bengt Göran GRENANDER	
-----------------	---	---	--	---

Page 2 of 2