



VOLLEYBALL

Results Book

The Tokyo Organising Committee
of the Olympic and Paralympic Games

Ver.1.0
8 AUG 2021 18:00



Version History

Version	Date	Created By	Comments
1.0	8 AUG 2021	Roberto DIEZ	First Version

Table of Contents

Competition Format and Rules

Medallists by Event

Men

Medallists (Team)

Final Standings

Team Roster

Competition Summary - Final Round

Match Results

Competition Summary - Preliminary Round

Match Results

Top Player Ranking by Skill

Team Ranking by Skill

Women

Medallists (Team)

Final Standings

Team Roster

Competition Summary - Final Round

Match Results

Competition Summary - Preliminary Round

Match Results

Top Player Ranking by Skill

Team Ranking by Skill

Competition Officials

FIVB Medal Standings



Competition Format and Rules

競技形式および規則 / Format et règlement des compétitions

As of THU 1 JUL 2021

OLYMPIC COMPETITION FORMAT

There will be women's and men's volleyball events at the Tokyo 2020 Olympic Games.

The women's and men's competitions consist of the following rounds: preliminary round and final round (quarterfinals, semifinals and finals). There will be a total of 38 women's matches and 38 men's matches.

- Preliminary round: There will be two pools (A and B) composed of six teams each. The teams compete in a single round robin system, where every team plays each of the five other teams in its pool. Following the conclusion of the Olympic qualification tournaments, teams are distributed into two preliminary pools for the women's and men's tournaments using the International Volleyball Federation (FIVB) World Ranking (WR) for senior national teams on 31 January 2020. Teams are distributed by the following serpentine system:

Pool A	Pool B
Host Japan	WR 1st
WR 3rd	WR 2nd
WR 4th	WR 5th
WR 7th	WR 6th
WR 8th	WR 9th
WR 11th	WR 10th

No continental principles to be applied.

WOMEN	WR	ORIGINAL SEEDING
China	1	1
USA	2	2
Serbia	3	3
Brazil	4	4
Russia	5	5
Japan	7	6 (HOST)
Italy	8	7
Korea	9	8
Dominican Rep	10	9
Argentina	11	10
Turkey	12	11
Kenya	19	12

MEN	WR	ORIGINAL SEEDING
Brazil	1	1



MEN	WR	ORIGINAL SEEDING
USA	2	2
Poland	3	3
Italy	4	4
Russia	5	5
Argentina	6	6
Canada	7	7
Iran	8	8
France	9	9
Japan	10	10 (HOST)
Tunisia	22	11
Venezuela	36	12

- **Quarterfinals:** The top four ranked teams in each preliminary pool will advance to the quarterfinals; eight teams in total. The format will be as follows: A1 vs B4, A4 vs B1 with the pairing for the remaining two matches being drawn (A2 vs B2 or B3, A3 vs B3 or B2). The draw will take place upon the completion of preliminary round per gender.

- **Semifinals:** The winners of the quarterfinals will advance to the semifinals. The format will be as follows: winner A1/B4 vs winner A3/B2 (B3), winner A2/B3 (B2) vs winner A4/B1.

* The order of matches of quarterfinals and semifinals will be established to ensure the maximum audience for the athletes and the sport in the different territories broadcasting the Olympic Games.

- **Finals:** The winners of the semifinals will play in the gold medal match. The teams which did not win the semifinals will play in the bronze medal match.

The teams ranked fifth and sixth in each pool will be ranked ninth to twelfth. The teams which did not win the quarterfinal matches will be ranked fifth to eighth.

DIFFERENCES BETWEEN THE FIVB WORLD CHAMPIONSHIPS AND THE OLYMPIC GAMES

Women's and men's volleyball competitions each feature 12 teams in the preliminary round at Tokyo 2020, while the women's and men's FIVB Volleyball World Championships each feature 24 teams. At Tokyo 2020, 12 teams will be divided into two pools of six teams each as per the FIVB world ranking, following serpentine system, whereas 24 teams at the FIVB Volleyball World Championships are drawn into more pools, depending on gender and edition. At Tokyo 2020, teams will compete in a single-elimination format after the preliminary round, while teams compete and the teams which do not win are eliminated over three rounds at the FIVB Volleyball World Championships.

CHANGES SINCE THE RIO 2016 OLYMPIC GAMES

Final standing/team ranking system: the teams ranked fifth and sixth in each preliminary pool will be ranked from ninth to twelfth and the teams which do not win the quarterfinal matches will be ranked from fifth to eighth.

SPORT RULES AND PROCEDURES

Scoring

With the rally point system (sometimes referred to as RPS) the team winning a rally scores a point regardless of which team is serving. When a team wins a rally, it gains a point and the right to serve. The match format for international



volleyball competitions is the best of five sets to 25 points for sets one to four, and to 15 points for set five, with all sets requiring a two-point advantage (unlimited).

Team ranking system

At the completion of each match during the preliminary round, the following criteria will be used to rank the teams:

1) By the number of victories (match won, match lost) among teams of the same pool

In case of equality in the number of victories

2) Number of points gained - if two or more teams have the same number of victories (match won, match lost), they will be classified in descending order by the points gained by each team per match as follows:

Match won 3-0 or 3-1	Three points
Match won 3-2	Two points
Match lost 2-3	One point
Match lost 0-3 or 1-3	Zero point

3) Set quotient - if two or more teams are tied on the number of points gained, they will be classified in descending order by the quotient resulting from the division of the number of all sets won by the number of all sets lost.

4) Points quotient - if the tie still persists based on the set quotient, the teams will be classified in descending order by the quotient resulting from the division of all points scored by the total of points lost during all sets.

5) If the tie continues as per the point quotient between two teams, priority will be given to the team which won the last match between them.

When the tie in point quotient is between three or more teams, a new classification of these teams will be made, taking into consideration only the matches involving the teams in question.

- After the preliminary round, teams ranked fifth and sixth that do not qualify to the final round will be ranked as per the teams ranking system from ninth to twelfth. If a tie remains unbroken, the pool ranking will be used to break the tie. If the pool ranking does not break the tie, the original seeding used for the team distribution will be used to rank the tied teams.

- The losers of the quarterfinals will be ranked from fifth to eighth according to the team ranking system applied throughout the competition (including the result of the preliminary round). If a tie remains unbroken, the pool ranking from the preliminary round will be used to break the tie. If the pool ranking does not break the tie, the original seeding used for the team distribution will be used to rank the tied teams.

Penalties/disqualification rules

A member of a team may be sanctioned for misconduct during a match. A referee may issue:

- Warning - stage one (verbal warning) – no sanction
- Warning - stage two (yellow card) – no sanction
- Penalty (red card) – sanction: a point and service to the opponent
- Expulsion (red and yellow cards jointly) – sanction: player shall not play for the rest of the set
- Disqualification (red and yellow cards separately) – sanction: player shall not play for the rest of the match

An expelled coach loses his/her right to intervene in the set and must remain seated in the penalty area. In the case of disqualification, the team member must leave the competition control area for the rest of the match.

In the case of major violation of the FIVB rules or a positive drug test, an athlete will be disqualified from the rest of the tournament with no replacement.



Protests/appeals

Disputes will be resolved under the FIVB regulations. The jury will decide on matters submitted to it, in accordance with the FIVB regulations. All protests and appeals must be lodged with the jury in writing no later than 60 minutes after the end of the match. Protests based on the rules of the game will be heard by the refereeing sub-committee and passed on to the jury, accompanied by its decision, no later than six hours after the protest is submitted. A final verdict will be given by the jury and the disciplinary panel sub-committee no later than 12 hours after the protest is submitted. Jury members of the same nationality as the team making a protest will be excluded from the deliberations when the protest is being studied.

Control committee

The jury for volleyball is chosen in accordance with the FIVB event regulations. The FIVB will appoint 14 control committee members and two technical delegates, who will also perform the duties of the disciplinary panel sub-committee for volleyball.

Appointment of referees

The FIVB will be responsible for appointing all referees and competition officials for volleyball, with a total of 19 FIVB referees from the FIVB pool including two referees from the host international pool.

In addition, three challenge referees and three referee coaches will be appointed by the FIVB.

Game description

Volleyball is a sport played by two teams on a playing court divided by a net. There are several different versions of the game which make the sport accessible to everyone.

The object of the game is to hit the ball over the net in order to ground it on the opponent's court, and to prevent the opponent from doing the same. Each team has up to three hits to return the ball (in addition to the block contact).

The ball is put in play with a serve over the net to the opponent's court. The rally continues until the ball is grounded on the playing court, goes "out," the opponents commit an error, or a team fails to return it properly.

In volleyball, the team winning a rally scores a point (rally point system). When the receiving team wins a rally, it gains a point and the right to serve, and its players rotate one position clockwise.

For further information, please consult: www.fivb.com



Sport Terminology

競技用語 / Terminologie du sport

As of THU 1 JUL 2021

TERM	DEFINITION
Ace	The action of a serve where the ball has touched some part of the opponent's court, or the receiver has mishit the ball causing the ball to be unplayable, leading to the rally terminating.
Attack error	An attacking error. The opponent scores a point directly.
Attack in-play	The action which directs the ball into the opponent's side of the court but is successfully "dug" or blocked by the opponent and the rally continues.
Attack point	A scoring attack.
Back-row player	Any of the three players who are positioned at the back of the court. Each back-row player must be positioned behind the corresponding front-row player and can only attack by jumping behind the three-metre line.
Block in-play	Occurs when an attacking action hits the blocker's hands and remains in play (by either team) resulting in continuation of the rally.
Block point	Occurs when an attacking action hits the blocker's hands and results in the ball either hitting the attacking teams court or a player's body resulting in the end of the rally. In this case the block scores a point directly.
Challenge referee	For each match, the FIVB assigns a dedicated challenge referee who is responsible for the review and recommendation of the final decision of all challenge requests. The challenge referee carries out his role in the challenge booth with the support of video challenge system operators who function under the direction of the challenge referee. The challenge referee is in direct contact with the first referee and second referee through a secure and dedicated audio headset communication system.
Challenge request - illegal	Challenge for actions which cannot be challenged (for example claiming "touch" by an opposing defensive/non-blocking player) will not be accepted and will be considered in the first instance as incorrect challenges.
Dig in-play	An attacking ball that has been dug (returned) as the first action by defending team by any player allowing the rally to continue.
Disqualification	A ruling by officials that a competitor or team has broken the rules of the sport and cannot be considered for placing in an event unit, a phase or an event.
Error	An error, which results in the loss of the rally.
Excellent dig	The first action of an attack that prevents the ball from touching the floor.
Excellent reception	An outstanding player reception of an opponent's service with the first action.
Excellent set (setting)	An outstanding player set (setting) which results in the team scoring an attack (spike). This is usually the second action of placing the ball in a position for an attacking action.
First referee	The first referee directs the match from the start until the end. He/she has authority over all members of the refereeing corps and the members of the teams. During the match, the first referee's decisions are final. The first referee carries out his/her functions seated or standing on a referee's stand located at one end of the net.



TERM	DEFINITION
FIVB video challenge system	<p>The video challenge system supports players, teams and officials to request an official review of actions which they suspect are faults not identified and duly signalled by the referees or line judges as part of the ethics of fairness and integrity of each match. There are currently six types of challenges that can be requested by a team. There is a limit of two unsuccessful challenges per set per team allowed.</p> <p>The FIVB uses this system to manage the process to:</p> <ol style="list-style-type: none"> 1. Request a challenge 2. Review an incident that is under challenge 3. Make the final decision of a challenge request and communicate this to the players, teams, officials and the fans. <p>For more detail, please refer to the FIVB website:</p> <p>https://www.fivb.com/en/volleyball/regulationsofficialforms</p>
Front-row player	Is usually those three players who are positioned closest to the net. Only these players are permitted to attack from inside the three-metre zone and above the height of the net or block any attacking action.
Libero player	The libero is a specialist defensive player, dressed in a different uniform colour, who can replace any player in a back-row position. The libero is not allowed to serve, block or attack over the net. The libero cannot be the team captain. A team must have two liberos in the team list if a team chooses to have more than 12 players.
Line judges	<p>Line judges are responsible for calling: whether the ball is "in" or "out" whenever the ball lands near their line(s); the touches of "out" balls by the team receiving the ball; any player (except the server) stepping outside of his/her playing court at the moment of the service hit; the foot faults of the server; balls crossing the net outside the crossing space into opponent's court; any contact with the antenna on their side of the court by any player or the ball touching the antenna on his/her side of the court.</p> <p>For the FIVB, world and official competitions, four line judges are mandatory. They stand in the free zone, one to three metres from each corner of the court, on an imaginary extension of the line that they control. Line judges signal their decisions to the referees with flags.</p>
Match	A match is a contest between two teams. It is a part (unit) of the tournament. A match is won by the team that wins three sets. In the case of a 2 – 2 set tie, the deciding set (fifth set) is played to 15 points with a minimum lead of two points (unlimited).
Match duration	The total elapsed time from the start to the end of the match, including intervals between the sets.
Mega rally	The action of a long rally involving multiple phases of attack and defence where the ball has crossed the net at least four times. During the mega rally, there may be moments of great defensive actions that keep the ball flying and return the ball back to the other side of the court
Playing time	The time from the start to the end of the match, excluding intervals between the sets.
Rally	The sequence of playing actions from the moment of the service hit by the server until the ball is out of play.
Rally point system (RPS)	The team winning a rally scores a point. When the receiving team wins a rally, it gains a point and the right to serve, and its players rotate one position clockwise.
Reception error	An error in the first action of receiving the serve by receiving (opposing) team resulting in the next action unable to be played or not to be played in a controlled manner.



TERM	DEFINITION
Reception in-play	The first action of receiving opponents serve that is not excellent and not a fault where the rally continues.
Referee coach	Referee coach is responsible the preparation and performance of the referees but plays no direct role during the match.
Scorer	The scorer manages the official score sheet electronically according to the rules of the game (such as records starting line-ups, libero player, points scored, player substitutions and time outs, controls the serving order and checks that substitutions are legal) in cooperation with the second referee. The scorer uses a buzzer or other sound device to give signals to the referees. The scorer performs his/her functions seated at the scorer's table on the opposite side of the court facing the first referee.
Second referee	The second referee assists the first referee in the management of each match, but also has his/her own range of jurisdiction in coordination with the first referee. Should the first referee be unable to continue his/her work, the second referee may replace him/her. The second referee controls the work of the scorer(s) and performs his/her functions standing outside the playing court near the post, on the opposite side from the first referee.
Serve error	A mistake by the server - foot fault, service out or into the net
Serve in-play	A serve that has been received by the opposing team and the rally continues with an attacking action.
Serve point	A point scored directly by an unreturned serve. The served ball may land inside the court or be uncontrolled by opposing team and results in the end of the rally.
Set	A part (unit) of a match. A team that wins three sets wins the match. In the case of a 2-2 set tie, the deciding set (fifth set) is played to 15 points with a minimum lead of two points (unlimited).
Set (setting) error	A mistake in setting. The opponent scores directly.
Set in-play	A set (setting) that is not excellent and not a fault.
Spectacular play	The FIVB has a focus of identifying and celebrating spectacular moments or actions of each game. These moments or actions are generally referred to as a "spectacular play or moment." The following is an outline of these spectacular moments: Monster block <ul style="list-style-type: none"> The action of blocking that sees the ball landing inside the three-metre zone of the attacker's court terminating the rally. This occurs after an attacker has hit the ball at high velocity into a block, the block sends the ball fast down into the opponent's court without any possibility of keeping the ball in play, leading to the rally terminating.
Standings	Placement in order of achievement of the teams by matches won.
Statistics	Statistics evaluate the performance of the teams and players.
Super spike	The action of an attacker hitting the ball at high velocity into the opponent's court terminating the rally.
To set/setting	An action which sets the ball up for a fellow teammate to attack from.
Tournament	The tournament runs from the start of the first match to the completion of the last match. It excludes the opening ceremony and closing ceremony.



TERM	DEFINITION
Video challenge system (VCS) operators	A team of up to four specialised video challenge system operators are assigned for each match to operate the equipment under the supervision of the challenge referee. They provide the video and graphic evidence for the challenge referee to review and make a final decision on incidents or actions for which a challenge has been requested. The video challenge system operators are positioned in the challenge booth with the challenge referee.



Medallists by Event

種目別メダリスト / Médaillé(e)s par épreuve

As of SUN 8 AUG 2021 at 15:09

Event	Date	Medal	Name	NOC Code
MEN	SAT 7 AUG	GOLD	1 CHINENYEZE Barthelemy 2 GREBENNIKOV Jenia 4 PATRY Jean 6 TONIUTTI Benjamin 7 TILLIE Kevin 9 NGAPETH Earvin 11 BRIZARD Antoine 12 BOYER Stephen 14 le GOFF Nicolas 16 BULTOR Daryl 17 CLEVENOT Trevor 19 LOUATI Yacine	FRA
		SILVER	1 PODLESNYKH Yaroslav 4 VOLVICH Artem 7 VOLKOV Dmitry 9 IAKOVLEV Ivan 10 BOGDAN Denis 11 PANKOV Pavel 15 POLETAEV Victor 17 MIKHAYLOV Maxim 18 KLIUKA Egor 20 KURKAEV Ilyas 24 KOBZAR Igor 27 GOLUBEV Valentin	ROC
		BRONZE	1 SANCHEZ Matias 2 PEREYRA Federico 6 POGLAJEN Cristian 7 CONTE Facundo 8 LOSER Agustin 9 DANANI Santiago 11 SOLE Sebastian 12 LIMA Bruno 13 PALACIOS Ezequiel 15 De CECCO Luciano 17 MENDEZ Nicolas 18 RAMOS Martin	ARG



Medallists by Event

種目別メダリスト / Médaillé(e)s par épreuve

As of SUN 8 AUG 2021 at 15:09

Event	Date	Medal	Name	NOC Code
WOMEN	SUN 8 AUG	GOLD	1 HANCOCK Micha 2 POULTER Jordyn 4 WONG-ORANTES Justine 10 LARSON Jordan 11 DREWS Andrea 12 THOMPSON Jordan 14 BARTSCH-HACKLEY Michelle 15 HILL Kimberly 16 AKINRADEWO Foluke 22 WASHINGTON Haleigh 23 ROBINSON Kelsey 24 OGBOGU Chiaka	USA
		SILVER	2 De OLIVEIRA SAAD GATTAZ Caroline 7 MONTIBELLER Rosamaria 8 SILVA CARNEIRO Macris Fernanda 9 RATZKE Roberta Silva 10 BRAGA GUIMARAES Gabriela 11 CAIXETA Tandara 12 PEREIRA Natalia 15 Da SILVA Ana Carolina 16 RODRIGUES Fernanda 17 MENEZES OLIVEIRA de SOUZA Ana Cris. 18 BRAIT Camila 20 CORREA Ana Beatriz	BRA
		BRONZE	1 BUSA Bianka 5 POPOVIC Mina 8 MIRKOVIC Sladjana 9 MIHAJLOVIC Brankica 10 OGNJENOVIC Maja 13 BJELICA Ana 14 ALEKSIC Maja 16 RASIC Milena 17 POPOVIC Silvija 18 BOSKOVIC Tijana 19 MILENKOVIC Bojana 20 BLAGOJEVIC Jelena	SRB

Athlete Nr. 11 CAIXETA Tandara (BRA) suspended.



Medallists

メダリスト / Médaillé(e)s

GOLD	SILVER	BRONZE
FRA - France	ROC - ROC	ARG - Argentina
1 CHINENYEZE Barthelemy	1 PODLESNYKH Yaroslav	1 SANCHEZ Matias
2 GREBENNIKOV Jenia	4 VOLVICH Artem	2 PEREYRA Federico
4 PATRY Jean	7 VOLKOV Dmitry	6 POGLAJEN Cristian
6 TONIUTTI Benjamin	9 IAKOVLEV Ivan	7 CONTE Facundo
7 TILLIE Kevin	10 BOGDAN Denis	8 LOSER Agustin
9 NGAPETH Earvin	11 PANKOV Pavel	9 DANANI Santiago
11 BRIZARD Antoine	15 POLETAEV Victor	11 SOLE Sebastian
12 BOYER Stephen	17 MIKHAYLOV Maxim	12 LIMA Bruno
14 le GOFF Nicolas	18 KLIUKA Egor	13 PALACIOS Ezequiel
16 BULTOR Daryl	20 KURKAEV Ilyas	15 de CECCO Luciano
17 CLEVENOT Trevor	24 KOBZAR Igor	17 MENDEZ Nicolas
19 LOUATI Yacine	27 GOLUBEV Valentin	18 RAMOS Martin



Final Standings

最終順位 / Classement final
As of SAT 7 AUG 2021 at 1:02

REVISED
8 AUG 1:10

Rank	Team
Gold	FRA - France
Silver	ROC - ROC
Bronze	ARG - Argentina
4	BRA - Brazil
5	POL - Poland
6	ITA - Italy
7	JPN - Japan
8	CAN - Canada
9	IRI - Islamic Rep. of Iran
10	USA - United States
11	TUN - Tunisia
12	VEN - Venezuela

Dream Team

Best Outside Hitter	NGAPETH Earvin (FRA)
Best Outside Hitter	KLIUKA Egor (ROC)
Best Middle Blocker	IAKOVLEV Ivan (ROC)
Best Middle Blocker	CHINENYEZE Barthelemy (FRA)
Best Opposite	MIKHAYLOV Maxim (ROC)
Best Setter	De CECCO Luciano (ARG)
Best Libero	GREBENNIKOV Jenia (FRA)
Most Valuable Player	NGAPETH Earvin (FRA)



Team Roster

チームロスター / Composition de l'équipe
As of THU 22 JUL 2021 at 19:16

ARG - Argentina

No.	Name	Shirt Name	Pos.	Han.	Height m / ft in	Highest Reach		Date of Birth	Club	National Selections			
						Spike cm	Block cm			WCH	OG	Int.	Total
1	SANCHEZ Matias	SANCHEZ	S	RH	1.73/5'8"	306	290	20 SEP 1996	Tourcoing Lille (FRA)	7	0	18	25
2	PEREYRA Federico	PEREYRA	O	RH	2.00/6'7"	350	335	19 JUN 1988	Al Hilal Saudi Arabia (KSA)	9	12	127	148
6	POGLAJEN Cristian	POGLAJEN	OH	RH	1.95/6'5"	342	322	14 JUL 1989	Afyon Belediye (TUR)	17	12	97	126
7	CONTE Facundo	CONTE	OH	RH	1.97/6'6"	354	334	25 AUG 1989	Sada Cruzeiro Volei (BRA)	23	12	111	146
8	LOSER Agustin	LOSER	MB	RH	1.93/6'4"	335	310	12 OCT 1997	Tourcoing Lille (FRA)	8	0	29	37
9	DANANI Santiago	DANANI	L	RH	1.76/5'9"	324	309	12 DEC 1995	Pallavolo Padova (ITA)	6	0	27	33
11	SOLE Sebastian	SOLE	MB	RH	2.00/6'7"	362	342	12 JUN 1991	Perugia (ITA)	18	6	111	135
12	LIMA Bruno	LIMA	O	RH	1.98/6'6"	345	320	4 FEB 1996	Afyon Belediye (TUR)	9	6	57	72
13	PALACIOS Ezequiel	PALACIOS	OH	RH	1.98/6'6"	345	325	2 OCT 1992	Montpellier (FRA)	6	6	68	80
15	de CECCO Luciano (c)	de CECCO	S	RH	1.91/6'3"	332	315	2 JUN 1988	Lube Civitanova (ITA)	26	12	180	218
17	MENDEZ Nicolas	MENDEZ	OH	RH	1.91/6'3"	340	326	2 NOV 1992	Montpellier (FRA)	2	0	26	28
18	RAMOS Martin	RAMOS	MB	RH	1.97/6'6"	348	328	26 AUG 1991	Narbonne (FRA)	11	6	35	52
						Team Minimum	1.73/5'8"	306	290				
						Team Average	1.92/6'4"	340	321				
						Team Maximum	2.00/6'7"	362	342				

Technical Staff

Team Manager: RIZZONE Facundo
Head Coach: MENDEZ Marcelo Rodolfo
Assistant Coach: DILEO Eduardo Horacio
 EIRAS Ruben
Doctor: LOCASO Fernando Javier
Physiotherapist: TROLLA Carlos Alberto

Uniform

Main: Blue
2nd: White
3rd: Light Blue

Team Colour

Blue
 White
 Light Blue

Libero Colour

White
 Light Blue
 Blue

Legend:

(c) Team Captain	Han. Handedness	Int. Other International Competitions	L Libero	MB Middle Blocker
No. Shirt number	O Opposite	OG Olympic Games	Pos. Playing position	RH Right Handed
S Setter	WCH World Championships	OH Outside Hitter		



Team Roster

チームロスター / Composition de l'équipe
As of THU 22 JUL 2021 at 19:16

BRA - Brazil

No.	Name	Shirt Name	Pos.	Han.	Height m / ft in	Highest Reach		Date of Birth	Club	National Selections			
						Spike cm	Block cm			WCH	OG	Int.	Total
1	REZENDE Bruno Mossa (c)	BRUNO	S	RH	1.90/6'3"	323	302	2 JUL 1986	Funvic Taubate (BRA)	7	2	20	29
5	BORGES ALMEIDA SILVA Mauricio	MAURICIO	OH	RH	1.99/6'6"	335	315	4 FEB 1989	Funvic Taubate (BRA)	0	0	0	0
6	GIL KRELING Fernando	FERNANDO	S	RH	1.85/6'1"	319	301	13 JAN 1996	Sada Cruzeiro Volei (BRA)	0	0	0	0
8	De SOUZA Wallace	WALLACE	O	RH	1.98/6'6"	344	318	26 JUN 1987	Spor Toto (TUR)	14	1	37	52
9	LEAL HIDALGO Yoandy	LEAL	OH	RH	2.02/6'8"	361	348	31 AUG 1988	Cucine Lube Civitanova (BRA)	9	0	27	36
12	SANTOS Isac	ISAC	MB	RH	2.08/6'10"	339	306	13 DEC 1990	Sada Cruzeiro Volei (BRA)	0	0	8	8
13	De SOUZA Mauricio Luiz	SOUZA	MB	RH	2.07/6'9"	344	323	29 SEP 1988	Funvic Taubate (BRA)	0	0	0	0
14	CORREIA De SOUZA Douglas	DOUGLAS	OH	RH	1.99/6'6"	338	317	20 AUG 1995	Funvic Taubate (BRA)	0	0	0	0
16	SAATKAMP Lucas	LUCAS	MB	RH	2.09/6'10"	340	321	6 MAR 1986	Funvic Taubate (BRA)	16	0	37	53
17	HOSS Thales	THALES	L	RH	1.90/6'3"	320	303	26 APR 1989	Funvic Taubate (BRA)	0	0	0	0
18	SOUZA Ricardo Lucarelli	LUCARELLI	OH	RH	1.96/6'5"	348	326	14 FEB 1992	Trentino Volley (ITA)	0	0	0	0
21	SOUZA Alan	ALAN	O	RH	2.02/6'8"	336	320	21 MAR 1994	Sada Cruzeiro Volei (BRA)	0	0	0	0
					Team Minimum	1.85/6'1"	319	301					
					Team Average	1.99/6'6"	337	317					
					Team Maximum	2.09/6'10"	361	348					

Technical Staff

Team Manager:	MARONI Fernando
Head Coach:	DAL ZOTTO Renan
Assistant Coach:	SCHWANKE Carlos
	TABACH Ricardo
	BACCHI Renato
Physiotherapist:	SANTOS Matheus

Uniform

Main:	Yellow
2nd:	Blue
3rd:	White

Team Colour

Yellow
Blue
White

Libero Colour

Blue
White
Yellow

Legend:

(c) Team Captain	Han. Handedness	Int. Other International Competitions	L Libero	MB Middle Blocker
No. Shirt number	O Opposite	OG Olympic Games	Pos. Playing position	RH Right Handed
S Setter	WCH World Championships	OH Outside Hitter		



Team Roster

チームロスター / Composition de l'équipe
As of THU 22 JUL 2021 at 19:16

CAN - Canada

No.	Name	Shirt Name	Pos.	Han.	Height m / ft in	Highest Reach		Date of Birth	Club	National Selections				
						Spike cm	Block cm			WCH	OG	Int.	Total	
1	SANDERS Tyler	TJ	S	RH	1.91/6'3"	326	308	14 DEC 1991			17	6	132	155
2	PERRIN John Gordon (c)	PERRIN	OH	RH	2.01/6'7"	353	329	17 AUG 1989	Ural Ufa (RUS)	19	6	167	192	
3	MARSHALL Steven	MARSHALL	OH	RH	1.93/6'4"	350	322	23 NOV 1989	P.A.O.K. Thessaloniki (GRE)	8	6	105	119	
4	HOAG Nicholas	HOAG	OH	RH	2.00/6'7"	342	322	19 AUG 1992	Asseco Resovia Rzeszow (POL)	16	6	126	148	
7	MAAR Stephen Timothy	MAAR	OH	RH	2.01/6'7"	350	328	6 DEC 1994	Dinamo Moscow (RUS)	8	0	74	82	
9	BLANKENAU Jay	BLANKENAU	S	RH	1.94/6'4"	334	307	27 SEP 1989	Arkas Izmir (TUR)	8	6	42	56	
10	SCLATER Ryan Joseph	SCLATER	O	RH	2.00/6'7"	347	320	10 FEB 1994	Montpellier (FRA)	8	0	37	45	
12	van BERKEL Lucas	VANBERKEL	MB	RH	2.10/6'11"	350	326	29 NOV 1991	Galatasaray (TUR)	8	0	76	84	
13	VERNON-EVANS Sharone	VERNON	O	RH	2.02/6'8"	374	347	28 AUG 1998	Ravenna (ITA)	8	0	51	59	
17	VIGRASS Graham	VIGRASS	MB	RH	2.05/6'9"	354	330	17 JUN 1989	Jastrzesbski Wegiel (POL)	13	6	127	146	
19	BANN Blair Cameron	BANN	L	RH	1.84/6'0"	314	295	26 FEB 1988	SWD Powervolleys Duren (GER)	8	6	126	140	
20	SZWARC Arthur	SZWARC	MB	RH	2.09/6'10"	356	335	30 MAR 1995	Top Volley Latina (ITA)	8	0	67	75	
					Team Minimum	1.84/6'0"	314	295						
					Team Average	1.99/6'6"	346	322						
					Team Maximum	2.10/6'11"	374	347						

Technical Staff

Head Coach: HOAG Glenn
Assistant Coach: LEWIS Dan
 BROUSSEAU Gino
 COOK Michael
Physiotherapist: BLAKE Tracy

Uniform

Main: Black
2nd: Red
3rd: White

Team Colour

Black
 Red
 White

Libero Colour

Red
 White
 Black

Legend:

(c) Team Captain	Han. Handedness	Int. Other International Competitions	L Libero	MB Middle Blocker
No. Shirt number	O Opposite	OG Olympic Games	Pos. Playing position	RH Right Handed
S Setter	WCH World Championships	OH Outside Hitter		



Team Roster

チームロスター / Composition de l'équipe
As of THU 22 JUL 2021 at 19:16

FRA - France

No.	Name	Shirt Name	Pos.	Han.	Height m / ft in	Highest Reach		Date of Birth	Club	National Selections			
						Spike cm	Block cm			WCH	OG	Int.	Total
1	CHINENYEZE Barthelemy	CHINENYEZE	MB	RH	2.01/6'7"	357	332	28 FEB 1998	Milan (ITA)	8	0	98	106
2	GREBENNIKOV Jenia	GREBENNIKOV	L	RH	1.88/6'2"	345	300	13 AUG 1990	Modena Volley Punto Zero (ITA)	21	5	262	288
4	PATRY Jean	PATRY	O	RH	2.07/6'9"	357	334	27 DEC 1996	Power Volley Milano (ITA)	8	0	84	92
6	TONIUTTI Benjamin (c)	TONIUTTI	S	RH	1.83/6'0"	320	300	30 OCT 1989	Zaksa Kedzierzyn-Kozle (POL)	30	5	280	315
7	TILLIE Kevin	TILLIE	OH	RH	2.00/6'7"	345	325	2 NOV 1990	Top Volley Latina (ITA)	21	5	204	230
9	NGAPETH Earvin	NGAPETH	OH	RH	1.94/6'4"	358	327	12 FEB 1991	Zenit Kazan (RUS)	30	5	234	269
11	BRIZARD Antoine	BRIZARD	S	RH	1.96/6'5"	340	310	22 MAY 1994	Zenit St. Petersburg (RUS)	8	0	96	104
12	BOYER Stephen	BOYER	O	RH	1.96/6'5"	355	334	10 APR 1996	al-Rayyan SC (QAT)	8	0	90	98
14	le GOFF Nicolas	le GOFF	MB	RH	2.06/6'9"	365	345	15 FEB 1992	SCC Berlin (GER)	21	5	206	232
16	BULTOR Daryl	BULTOR	MB	RH	1.97/6'6"	352	327	17 NOV 1995	Tourcoing Lille (FRA)	8	0	80	88
17	CLEVENOT Trevor	CLEVENOT	OH	RH	1.99/6'6"	345	326	28 JUN 1994	Piacenza (ITA)	0	5	117	122
19	LOUATI Yacine	LOUATI	OH	RH	1.98/6'6"	345	320	4 MAR 1992	Jastrzesbski Wegiel (POL)	0	0	27	27
					Team Minimum	1.83/6'0"	320	300					
					Team Average	1.97/6'6"	349	323					
					Team Maximum	2.07/6'9"	365	345					

Technical Staff

Team Manager:	FOUSSARD Pascal
Head Coach:	TILLIE Laurent
Assistant Coach:	JOSSERAND Arnaud
	PERRONE Paolo
Doctor:	VERDONCK Eric
Physiotherapist:	ANDREA Jean-Paul

Uniform

Main:	Blue
2nd:	White
3rd:	Red

Team Colour

Blue
White
Red

Libero Colour

Red
Red
Blue

Legend:

(c) Team Captain	Han. Handedness	Int. Other International Competitions	L Libero	MB Middle Blocker
No. Shirt number	O Opposite	OG Olympic Games	Pos. Playing position	RH Right Handed
S Setter	WCH World Championships	OH Outside Hitter		



REVISED
23 JUL 15:34

Team Roster

チームロスター / Composition de l'équipe
As of FRI 23 JUL 2021 at 15:33

IRI - Islamic Rep. of Iran

No.	Name	Shirt Name	Pos.	Han.	Height m / ft in	Highest Reach		Date of Birth	Club	National Selections			
						Spike cm	Block cm			WCH	OG	Int.	Total
2	EBADIPOUR GHARA H. Milad	MILAD	OH	RH	1.96/6'5"	350	310	17 OCT 1993	PGE Skra Belchatow (POL)	3	1	6	10
4	MAROUFLAKRANI Mir Saeid (c)	S. MAROUF	S	RH	1.89/6'2"	331	311	20 OCT 1985	Byke Motor (CHN)	36	1	145	182
6	MOUSAVI ERAGHI Seyed Mohammad	SEYED	MB	RH	2.03/6'8"	362	344	22 AUG 1987	Piacenza (ITA)	2	1	5	8
9	GHOLAMI Masoud	M. GHOLAMI	MB	RH	2.04/6'8"	349	331	2 APR 1990	Shahrdari Urmia (IRI)	0	0	0	0
10	GHAFOUR Amir	A. GHAFOUR	O	RH	2.02/6'8"	354	334	6 JUN 1991	Bursa (TUR)	11	1	30	42
11	KAZEMI Saber	S. KAZEMI	O	LH	2.05/6'9"	340	325	24 DEC 1998	Foulad Sirjan (IRI)	0	0	0	0
12	SHARIFI Morteza	SHARIFI	OH	RH	1.93/6'4"	340	320	27 MAY 1999	Shahrdari Urmia (IRI)	0	0	2	2
15	MOJARAD Aliasghar	MOJARAD	MB	RH	2.05/6'9"	330	310	30 OCT 1997	Sepahan Isfahan (IRI)	1	0	4	5
17	SALEHI Meisam	SALEHI	OH	RH	1.98/6'6"	345	330	17 NOV 1998	Shahrdari Urmia (IRI)	0	0	1	1
19	MARANDI Mahdi	M. MARANDI	L	RH	1.72/5'8"	295	280	12 MAY 1986	Sepahan Isfahan (IRI)	0	1	0	1
21	SALEHI Arman	A. SALEHI	L	RH	1.80/5'11"	295	280	29 OCT 1992	Shahrdari Gonbad (IRI)	0	0	0	0
24	KARIMISOUCHELMAEI Javad	KARIMI	S	RH	2.04/6'8"	330	310	1 MAR 1998	Greenyard Maaseik (BEL)	1	0	4	5
Team Minimum						1.72/5'8"	295	280					
Team Average						1.96/6'5"	335	315					
Team Maximum						2.05/6'9"	362	344					

Technical Staff

Head Coach: ALEKNO Vladimir (RUS)
Assistant Coach: TOTOLO Tomaso (ITA)
 TONDRAVAN Mohammadreza
Doctor: AFROOZI Siyamak
Team Interpreter: KASRAI Manli (RUS)

Uniform

Main: White
2nd: Red
3rd: Dark Blue

Team Colour

White
 Red
 Dark Blue

Libero Colour

Dark Blue
 White
 Red

Legend:

(c) Team Captain	Han. Handedness	Int. Other International Competitions	L Libero	LH Left Handed
MB Middle Blocker	No. Shirt number	O Opposite	OH Outside Hitter	Pos. Playing position
RH Right Handed	S Setter	WCH World Championships		



REVISED
28 JUL 22:27

Team Roster

チームロスター / Composition de l'équipe
As of WED 28 JUL 2021 at 22:27

ITA - Italy

No.	Name	Shirt Name	Pos.	Han.	Height m / ft in	Highest Reach		Date of Birth	Club	National Selections			
						Spike cm	Block cm			WCH	OG	Int.	Total
2	KOVAR Jiri	KOVAR	OH	RH	2.02/6'8"	353	330	10 APR 1989	Volley Lube (ITA)	11	0	54	65
4	VETTORI Luca	VETTORI	O	RH	2.00/6'7"	345	323	26 APR 1991	Leo Shoes Modena (ITA)	13	8	109	130
5	JUANTORENA Osmany	JUANTORENA	OH	RH	2.00/6'7"	370	340	12 AUG 1985	Lube Civitanova (ITA)	0	0	20	20
6	GIANNELLI Simone	GIANNELLI	S	RH	1.98/6'6"	350	330	9 AUG 1996	Trentino Volley (ITA)	10	8	118	136
9	ZAYTSEV Ivan (c)	ZAYTSEV	OH	RH	2.04/6'8"	370	355	2 OCT 1988	Kemerovo (RUS)	18	8	152	178
11	PIANO Matteo	PIANO	MB	RH	2.08/6'10"	352	325	24 OCT 1990	Power Volley Milano (ITA)	11	8	91	110
13	COLACI Massimo	COLACI	L	RH	1.80/5'11"	314	306	21 FEB 1985	SIR Safety Perugia (ITA)	10	8	117	135
14	GALASSI Gianluca	GALASSI	MB	RH	2.01/6'7"	350	325	24 JUL 1997	Vero Volley Monza (ITA)	0	0	0	0
15	SBERTOLI Riccardo	SBERTOLI	S	RH	1.88/6'2"	326	246	23 MAY 1998	Power Volley Milano (ITA)	0	0	49	49
17	ANZANI Simone	ANZANI	MB	RH	2.04/6'8"	350	330	24 FEB 1992	Lube Civitanova (ITA)	10	0	117	127
18	MICHIELETTO Alessandro	MICHIELETTO	OH	LH	2.05/6'9"	357	321	5 DEC 2001	Trentino Volley (ITA)	0	0	5	5
19	LAVIA Daniele	LAVIA	OH	RH	2.00/6'7"	345	316	4 NOV 1999	Leo Shoes Modena (ITA)	0	0	42	42
					Team Minimum	1.80/5'11"	314	246					
					Team Average	1.99/6'6"	349	321					
					Team Maximum	2.08/6'10"	370	355					

Technical Staff

Head Coach:	BLENGINI Gianlorenzo
Assistant Coach:	VALENTINI Antonio
	MATTIOLI Francesco
	PAPI Samuele
Doctor:	BENELLI Piero
Physiotherapist:	LAMA Davide

Uniform

Main:	Yellow
2nd:	White
3rd:	Blue Navy

Team Colour

Yellow
White
Blue Navy

Libero Colour

Blue
Royal Blue
White

Legend:

(c) Team Captain	Han. Handedness	Int. Other International Competitions	L Libero	LH Left Handed
MB Middle Blocker	No. Shirt number	O Opposite	OG Olympic Games	OH Outside Hitter
RH Right Handed	S Setter	WCH World Championships		Pos. Playing position



Team Roster

チームロスター / Composition de l'équipe
As of THU 22 JUL 2021 at 19:16

JPN - Japan

No.	Name	Shirt Name	Pos.	Han.	Height m / ft in	Highest Reach		Date of Birth	Club	National Selections			
						Spike cm	Block cm			WCH	OG	Int.	Total
1	SHIMIZU Kunihiko	SHIMIZU	O	LH	1.93/6'4"	330	320	11 AUG 1986	Panasonic Panthers (JPN)	5	5	136	146
2	ONODERA Taishi	ONODERA	MB	RH	2.01/6'7"	346	323	27 FEB 1996	JT Thunders (JPN)	0	0	3	3
3	FUJII Naonobu	FUJII	S	RH	1.83/6'0"	312	297	5 JAN 1992	Toray Arrows (JPN)	0	0	0	0
6	YAMAUCHI Akihiro	YAMAUCHI	MB	RH	2.04/6'8"	353	335	30 NOV 1993	Panasonic Panthers (JPN)	0	0	52	52
11	NISHIDA Yuji	NISHIDA	O	LH	1.86/6'1"	346	330	30 JAN 2000	JTEKT Stings (JPN)	0	0	0	0
12	SEKITA Masahiro	SEKITA	S	RH	1.75/5'9"	311	295	20 NOV 1993	Sakai Blazers (JPN)	0	0	0	0
14	ISHIKAWA Yuki (c)	ISHIKAWA	OH	RH	1.91/6'3"	351	327	11 DEC 1995	Power Volley Milano (ITA)	0	0	40	40
15	RI Haku	LEE	MB	RH	1.93/6'4"	344	330	27 DEC 1990	Toray Arrows (JPN)	0	0	23	23
17	TAKANASHI Kenta	TAKANASHI	OH	RH	1.89/6'2"	337	320	25 MAR 1997	Wolfdogs Nagoya (JPN)	0	0	0	0
19	OTSUKA Tatsunori	OTSUKA	OH	RH	1.94/6'4"	338	325	5 NOV 2000	Waseda University (JPN)	0	0	0	0
20	YAMAMOTO Tomohiro	YAMAMOTO	L	RH	1.71/5'7"	301	299	5 NOV 1994	Sakai Blazers (JPN)	0	0	0	0
21	TAKAHASHI Ran	R. TAKAHASHI	OH	RH	1.88/6'2"	343	315	2 SEP 2001	Nippon Spt. Science Univ. (JPN)	0	0	0	0
Team Minimum						1.71/5'7"	301	295					
Team Average						1.89/6'2"	334	318					
Team Maximum						2.04/6'8"	353	335					

Technical Staff

Team Manager: TSUMAGARI Katsutoshi
Head Coach: NAKAGAICHI Yuichi
Assistant Coach: BLAIN Philippe (FRA)
MURASHIMA Yosuke
Physiotherapist: SHIMAZAKI Mitsuo
Statistician: ITOH Kenji

Uniform

Main: Red
2nd: White
3rd: Black

Team Colour

Red
White
Black

Libero Colour

White/Black
Black/Red
Red/White

Legend:

(c) Team Captain	Han. Handedness	Int. Other International Competitions	L Libero	LH Left Handed
MB Middle Blocker	No. Shirt number	O Opposite	OH Outside Hitter	Pos. Playing position
RH Right Handed	S Setter	WCH World Championships		



Team Roster

チームロスター / Composition de l'équipe
As of THU 22 JUL 2021 at 19:16

POL - Poland

No.	Name	Shirt Name	Pos.	Han.	Height m / ft in	Highest Reach		Date of Birth	Club	National Selections			
						Spike cm	Block cm			WCH	OG	Int.	Total
1	NOWAKOWSKI Piotr	NOWAKOWSKI	MB	RH	2.05/6'9"	355	340	18 DEC 1987	Verva Warszawa Orlen Paliwa (POL)	31	12	163	206
5	KACZMAREK Lukasz	KACZMAREK	O	RH	2.04/6'8"	345	332	29 JUN 1994	Zaksa Kedzierzyn-Kozle (POL)	0	0	26	26
6	KUREK Bartosz	KUREK	O	RH	2.05/6'9"	352	326	29 AUG 1988	Wolfdogs Nagoya (JPN)	6	12	228	246
9	LEON VENERO Wilfredo	LEON	OH	RH	2.02/6'8"	350	346	31 JUL 1993	SIR Safety Perugia (ITA)	9	0	15	24
11	DRZYZGA Fabian	DRZYZGA	S	RH	1.96/6'5"	325	304	3 JAN 1990	Asseco Resovia Rzeszow (POL)	33	6	93	132
12	LOMACZ Grzegorz	LOMACZ	S	RH	1.87/6'2"	335	315	1 OCT 1987	PGE Skra Belchatow (POL)	6	6	88	100
13	KUBIAK Michal (c)	KUBIAK	OH	RH	1.91/6'3"	328	312	23 FEB 1988	Panasonic Panthers (JPN)	25	12	141	178
14	SLIWKA Aleksander	SLIWKA	OH	LH	1.96/6'5"	340	315	24 MAY 1995	Zaksa Kedzierzyn-Kozle (POL)	0	0	24	24
15	KOCHANOWSKI Jakub	KOCHANOWSKI	MB	RH	1.99/6'6"	353	323	17 JUL 1997	Zaksa Kedzierzyn-Kozle (POL)	0	0	16	16
16	SEMENIUK Kamil	SEMENIUK	OH	RH	1.95/6'5"	350	335	16 JUL 1996	Zaksa Kedzierzyn-Kozle (POL)	0	0	0	0
17	ZATORSKI Pawel	ZATORSKI	L	RH	1.84/6'0"	328	304	21 JUN 1990	Zaksa Kedzierzyn-Kozle (POL)	21	6	77	104
20	BIENIEK Mateusz	BIENIEK	MB	RH	2.10/6'11"	365	330	5 APR 1994	PGE Skra Belchatow (POL)	0	6	45	51
					Team Minimum	1.84/6'0"	325	304					
					Team Average	1.98/6'6"	344	324					
					Team Maximum	2.10/6'11"	365	346					

Technical Staff

Team Manager: POZNAR Elzbieta
Head Coach: HEYNEN Vital (BEL)
Assistant Coach: GOGOL Michal
 PAWLIK Sebastian
Doctor: SOKAL Jan
Physiotherapist: BRANDT Pawel

Uniform

Main: White/Red
2nd: Red/Red
3rd: Blue/Blue

Team Colour

White/Red
 Red/Red
 Blue/Blue

Libero Colour

Red/Red
 Blue/Blue
 White/Red

Legend:

(c) Team Captain	Han. Handedness	Int. Other International Competitions	L Libero	LH Left Handed
MB Middle Blocker	No. Shirt number	O Opposite	OG Olympic Games	OH Outside Hitter
RH Right Handed	S Setter	WCH World Championships		Pos. Playing position



Team Roster

チームロスター / Composition de l'équipe
As of THU 22 JUL 2021 at 19:16

ROC - ROC

No.	Name	Shirt Name	Pos.	Han.	Height m / ft in	Highest Reach		Date of Birth	Club	National Selections			
						Spike cm	Block cm			WCH	OG	Int.	Total
1	PODLESNYKH Yaroslav	PODLESNYKH	OH	RH	1.98/6'6"	341	330	3 SEP 1994	Dinamo Moscow (RUS)	0	0	26	26
4	VOLVICH Artem	VOLVICH	MB	RH	2.08/6'10"	350	330	22 JAN 1990	Zenit Kazan (RUS)	22	8	89	119
7	VOLKOV Dmitry	VOLKOV	OH	RH	2.01/6'7"	340	330	25 MAY 1995	Fakel Novy Urengoy (RUS)	10	8	64	82
9	IAKOVLEV Ivan	IAKOVLEV	MB	RH	2.07/6'9"	360	350	17 APR 1995	Zenit St. Petersburg (RUS)	0	0	37	37
10	BOGDAN Denis	BOGDAN	OH	RH	2.00/6'7"	350	340	13 OCT 1996	Fakel Novy Urengoy (RUS)	0	0	0	0
11	PANKOV Pavel	PANKOV	S	RH	1.98/6'6"	345	330	14 AUG 1995	Dinamo Moscow (RUS)	4	0	6	10
15	POLETAEV Victor	POLETAEV	O	LH	1.97/6'6"	360	340	27 JUL 1995	Zenit St. Petersburg (RUS)	10	0	52	62
17	MIKHAYLOV Maxim	MIKHAYLOV	O	RH	2.02/6'8"	345	330	19 MAR 1988	Zenit Kazan (RUS)	19	24	149	192
18	KLIUKA Egor	KLIUKA	OH	RH	2.09/6'10"	360	350	15 JUN 1995	Zenit St. Petersburg (RUS)	10	8	78	96
20	KURKAEV Ilyas	KURKAEV	MB	RH	2.07/6'9"	355	335	18 JAN 1994	Lokomotiv Nowosibirsk (RUS)	10	0	34	44
24	KOBZAR Igor (c)	KOBZAR	S	RH	1.98/6'6"	337	315	13 APR 1991	Kuzbass (RUS)	0	8	50	58
27	GOLUBEV Valentin	GOLUBEV	L	RH	1.90/6'3"	310	305	3 MAY 1992	Zenit Kazan (RUS)	8	0	48	56
						Team Minimum	1.90/6'3"	310	305				
						Team Average	2.01/6'7"	346	332				
						Team Maximum	2.09/6'10"	360	350				

Technical Staff

Head Coach: SAMMELVUO Tuomas (FIN)

Assistant Coach: SHULEPOV Igor (RUS)

POPOV Denis (RUS)

Doctor: ARUTYUNOV Gurgen (RUS)

Physiotherapist: OSIPOV Sergey (RUS)

Uniform

Main:

2nd:

3rd:

Team Colour

Red

Blue

White

Libero Colour

Red

Blue

White

Legend:

(c) Team Captain	Han. Handedness	Int. Other International Competitions	L Libero	LH Left Handed
MB Middle Blocker	No. Shirt number	O Opposite	OH Outside Hitter	Pos. Playing position
RH Right Handed	S Setter	WCH World Championships		



Team Roster

チームロスター / Composition de l'équipe
As of THU 22 JUL 2021 at 19:16

TUN - Tunisia

No.	Name	Shirt Name	Pos.	Han.	Height m / ft in	Highest Reach		Date of Birth	Club	National Selections			
						Spike cm	Block cm			WCH	OG	Int.	Total
2	KADHI Ahmed	KADHI A	MB	RH	1.99/6'6"	345	318	19 APR 1989	ES Sahel (TUN)	9	0	25	34
3	BEN SLIMENE Khaled	BEN SLIMENE K	S	RH	1.93/6'4"	290	285	14 DEC 1994	ES Tunis (TUN)	0	0	0	0
6	BEN OTHMEN MILADI Mohamed Ali	B. OTHMEN M.	OH	RH	1.88/6'2"	315	289	12 MAY 1991	ES Tunis (TUN)	2	0	5	7
7	KARAMOSLI Elyes	KARAMOSLI E	OH	RH	1.98/6'6"	330	320	22 AUG 1989	CS Sfaxien (TUN)	1	0	2	3
9	AGREBI Omar	AGREBI O	MB	RH	2.05/6'9"	325	310	26 AUG 1992	CS Sfaxien (TUN)	6	0	2	8
10	NAGGA Hamza	NAGGA H.	O	RH	1.91/6'3"	335	311	29 MAY 1990	Al Ain (UAE)	10	0	15	25
11	MOALLA Ismail	MOALLA I.	OH	RH	1.95/6'5"	324	308	30 JAN 1990	Al Kadissia (KUW)	9	0	0	9
12	BEN CHEIKH Mehdi (c)	BEN CHEIKH M	S	RH	1.84/6'0"	320	305	13 MAY 1979	ES Tunis (TUN)	0	0	0	0
13	MBAREKI Selim	MBAREKI.S	MB	RH	1.98/6'6"	320	305	6 MAR 1996	ES Tunis (TUN)	0	0	0	0
15	BEN TARA Wassim	BEN TARA W	O	RH	1.99/6'6"	340	320	3 AUG 1996	GFCA Volley (TUN)	0	0	0	0
19	BOUGUERRA Aymen	BOUGUERRA.A	OH	RH	1.88/6'2"	325	350	1 NOV 2001	ES Tunis (TUN)	0	0	0	0
20	HMISSI Saddem	HMISSI S	L	RH	1.86/6'1"	312	285	16 FEB 1991	ES Tunis (TUN)	1	0	3	4
					Team Minimum	1.84/6'0"	290	285					
					Team Average	1.94/6'4"	323	309					
					Team Maximum	2.05/6'9"	345	350					

Technical Staff

Team Manager: FOURATI Bassem
Head Coach: GIACOBBE Antonio (ITA)
Assistant Coach: FEHRI Mrouane
Physiotherapist: AGREBI Ahmed

Uniform

Main:
2nd:
3rd:

Team Colour

White
Red
Blue

Libero Colour

Red
Blue
Red

Legend:

(c) Team Captain	Han. Handedness	Int. Other International Competitions	L Libero	MB Middle Blocker
No. Shirt number	O Opposite	OG Olympic Games	Pos. Playing position	RH Right Handed
S Setter	WCH World Championships	OH Outside Hitter		



Team Roster

チームロスター / Composition de l'équipe
As of THU 22 JUL 2021 at 19:16

USA - United States

No.	Name	Shirt Name	Pos.	Han.	Height m / ft in	Highest Reach		Date of Birth	Club	National Selections				
						Spike cm	Block cm			WCH	OG	Int.	Total	
1	ANDERSON Matthew	ANDERSON	O	RH	2.02/6'8"	360	332	18 APR 1987	Shanghai Volleyball Club (CHN)	28	14	229	271	
3	SANDER Taylor	T. SANDER	OH	RH	1.96/6'5"	345	320	17 MAR 1992	PGE Skra Belchatow (POL)	21	8	121	150	
5	ENSING Kyle	ENSING	O	RH	2.01/6'7"	366	353	6 MAR 1997	Maccabi Tel-Aviv (ISR)	0	0	36	36	
6	STAHL Mitchell	STAHL	MB	RH	2.03/6'8"	350	325	31 AUG 1994	Greenyard Maaseik (BEL)	0	0	46	46	
7	SHOJI Kawika (c)	K. SHOJI	S	RH	1.90/6'3"	331	315	11 NOV 1987	Pallavolo Padova (ITA)	21	8	177	206	
8	DEFALCO Torey	DEFALCO	OH	RH	1.98/6'6"	340	328	10 APR 1997	Callipo Sport (ITA)	0	0	76	76	
11	CHRISTENSON Micah	CHRISTENSON	S	BH	1.98/6'6"	349	340	8 MAY 1993	Modena Volley Punto Zero (ITA)	21	8	157	186	
12	HOLT Maxwell	HOLT	MB	RH	2.05/6'9"	351	333	12 MAR 1987	Volley Milano (ITA)	30	8	180	218	
17	JAESCHKE Thomas	JAESCHKE	OH	RH	1.98/6'6"	348	330	4 SEP 1993	NBV Verona (ITA)	0	8	81	89	
18	MUAGUTUTIA Garrett	MUAGUTUTIA	OH	RH	2.05/6'9"	359	345	26 FEB 1988	Warta Zawiercie (POL)	9	0	94	103	
20	SMITH David	SMITH	MB	RH	2.01/6'7"	348	314	15 MAY 1985	Zaksa Kedzierzyn-Kozle (POL)	27	14	192	233	
22	SHOJI Erik	E. SHOJI	L	RH	1.84/6'0"	330	321	24 AUG 1989	Fakel Novy Urengoy (RUS)	21	8	195	224	
					Team Minimum	1.84/6'0"	330	314						36
					Team Average	1.98/6'6"	348	330						153
					Team Maximum	2.05/6'9"	366	353						271

Technical Staff

Team Manager: SULLIVAN Erik
Head Coach: SPERAW John
Assistant Coach: THORNTON Brian
 BROCK Aaron
Physiotherapist: LEE Christopher

Uniform

Main: Red
2nd: Blue
3rd: White

Team Colour

Red
 Blue
 White

Libero Colour

Blue
 White
 Red

Legend:

(c) Team Captain	BH Both Handed	Han. Handedness	Int. Other International Competitions	L Libero
MB Middle Blocker	No. Shirt number	O Opposite	OG Olympic Games	Pos. Playing position
RH Right Handed	S Setter	WCH World Championships	OH Outside Hitter	



Team Roster

チームロスター / Composition de l'équipe
As of THU 22 JUL 2021 at 19:16

VEN - Venezuela

No.	Name	Shirt Name	Pos.	Han.	Height m / ft in	Highest Reach		Date of Birth	Club	National Selections			
						Spike cm	Block cm			WCH	OG	Int.	Total
1	VELAZQUEZ ESCALANTE Armando Fernan.	ARMANDO	S	RH	1.85/6'1"	310	305	18 SEP 1988	Guarico (VEN)	0	0	0	0
3	GONZALEZ Fernando	FERNANDO	OH	RH	1.94/6'4"	350	328	30 JUN 1989	Solhan Spor Voleybol (VEN)	0	0	10	10
4	MATA Hector	MATA	L	RH	1.79/5'10"	310	304	27 JAN 1991	CSM Bucuresti (ROU)	0	0	12	12
5	RODRIGUEZ GONZALEZ Emerson Alexand.	EMERSON	O	RH	2.04/6'8"	320	318	2 FEB 1993	Distrito Capital (VEN)	0	0	0	0
6	ORAMAS BRIZUELA Robert Manuel	ORAMAS	MB	RH	2.00/6'7"	325	318	9 JUN 1984	Distrito Capital (VEN)	0	0	0	0
7	VALENCIA GONZALEZ Edson Alberto	VALENCIA	MB	RH	2.00/6'7"	330	325	2 DEC 1987	Huracanes (VEN)	0	0	1	1
9	CARRASCO ANGULO Jose Manuel (c)	CHEMA	S	RH	1.92/6'4"	338	325	20 MAY 1989	Kokkolan Tiikerit (VEN)	1	0	12	13
11	VERDI Jose	VERDI	MB	RH	1.96/6'5"	350	344	6 FEB 1990	Anzoategui (VEN)	0	0	0	0
14	CANELO SANCHEZ Eliecer Alfonso	CANELO	OH	RH	1.96/6'5"	322	318	30 JUL 1998	Aragua (VEN)	0	0	0	0
15	ARIAS GUZMAN Luis Antonio	MAITA	O	RH	1.96/6'5"	339	333	17 JAN 1989	Asquimo dos Hermanas (POR)	1	0	10	11
17	FAYOLA HURTADO Ronald Daniel	FAYOLA	OH	RH	1.98/6'6"	335	330	20 JUN 1995	Bolivar (VEN)	0	0	7	7
19	RIVAS QUIJADA Willner Enrique	WILLNER	OH	RH	1.94/6'4"	339	336	2 APR 1995	Distrito Capital (VEN)	0	0	0	0
Team Minimum						1.79/5'10"	310	304					
Team Average						1.95/6'5"	331	324					
Team Maximum						2.04/6'8"	350	344					

Technical Staff

Team Manager:	DELLIMORE Nelson
Head Coach:	SARTI Ronald
Assistant Coach:	MONTES de OCA Humberto
Physiotherapist:	SOSA Benny
Statistician:	ROJAS Ronald

Uniform

Main:	
2nd:	
3rd:	

Team Colour

Vino Tinto
Blue
White

Libero Colour

Vino Tinto
Blue
White

Legend:

(c) Team Captain	Han. Handedness	Int. Other International Competitions	L Libero	MB Middle Blocker
No. Shirt number	O Opposite	OG Olympic Games	Pos. Playing position	RH Right Handed
S Setter	WCH World Championships	OH Outside Hitter		



Competition Summary - Final Round

競技結果 - 決勝トーナメント / Résumé de la compétition - tour final

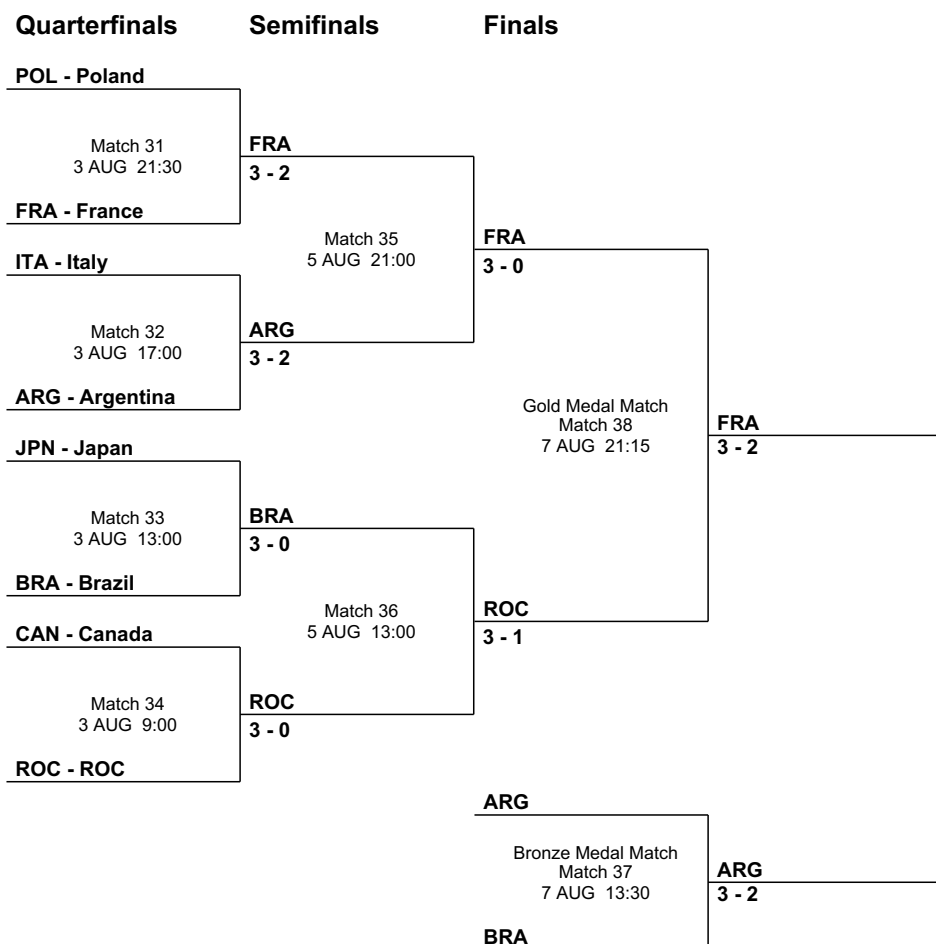
As of SAT 7 AUG 2021 at 23:50

Match	Phase	Date	Teams	Sets	Points per Set					Total Points	Match Duration	Spectators
					1	2	3	4	5			
34	Quarterfinals	3 AUG 2021	CAN vs ROC	0 - 3	21 - 25	28 - 30	22 - 25			71 - 80	1h 45min	
33	Quarterfinals	3 AUG 2021	JPN vs BRA	0 - 3	20 - 25	22 - 25	20 - 25			62 - 75	1h 37min	
32	Quarterfinals	3 AUG 2021	ITA vs ARG	2 - 3	25 - 21	23 - 25	22 - 25	25 - 14	12 - 15	107 - 100	2h 32min	
31	Quarterfinals	3 AUG 2021	POL vs FRA	2 - 3	25 - 21	22 - 25	25 - 21	21 - 25	9 - 15	102 - 107	2h 25min	
36	Semifinals	5 AUG 2021	BRA vs ROC	1 - 3	25 - 18	21 - 25	24 - 26	23 - 25		93 - 94	2h 18min	
35	Semifinals	5 AUG 2021	FRA vs ARG	3 - 0	25 - 22	25 - 19	25 - 22			75 - 63	1h 33min	
37	Bronze Medal Match	7 AUG 2021	ARG vs BRA	3 - 2	25 - 23	20 - 25	20 - 25	25 - 17	15 - 13	105 - 103	2h 28min	
38	Gold Medal Match	7 AUG 2021	FRA vs ROC	3 - 2	25 - 23	25 - 17	21 - 25	21 - 25	15 - 12	107 - 102	2h 28min	

Statistics of	Average match duration	Average spectators	Total spectators
Preliminary Round	1h 58min		
Final Round	2h 8min		
Tournament	2h 0min		

Final Standings

Rank	Teams	Wins	Points	Set Ratio	Points Ratio
Gold	FRA				
Silver	ROC				
Bronze	ARG				
4	BRA				
5	POL	4	14	2.286	1.138
6	ITA	4	12	1.400	1.084
7	JPN	3	8	0.833	0.982
8	CAN	2	7	0.750	1.000
9	IRI	2	6	0.818	0.985
10	USA	2	6	0.800	1.049
11	TUN	0	1	0.200	0.781
12	VEN	0	0	0.067	0.715





Match Results

試合結果 / Résultats du match

Match 38

FRA vs ROC
3 2

Match Duration: 2h 28min

Team	Sets	1	2	3	4	5	Total
FRA	3	25	25	21	21	15	107
ROC	2	23	17	25	25	12	102
	Playing Time	29min	27min	30min	31min	18min	2h 15min

1st Referee: SIMONOVIC Vladimir (SRB)

2nd Referee: TURCI Paulo (BRA)

Challenge Referee: BOUDAYA Taoufik (TUN)

FRA - France		Line-up					Points by Set					Pts
No.	Name	Pos.	1	2	3	4	5	1	2	3	4	
1	CHINENYEZE	MB	2	1	2	4	1	1	2	3	1	7
2	GREBENNIKOV	L	L	L	L	L						
4	PATRY	O	3	2	3	5	2	4	3	4	2	15
6	TONIUTTI (c)	S			4							
7	TILLIE	OH				1						
9	NGAPETH	OH	1	6	1	3	6	8	9	4	2	26
11	BRIZARD	S	6	5	6	2	5	3		1	1	5
12	BOYER	O			11	17						
14	le GOFF	MB	5	4	5	1	4	2	5	1	1	9
16	BULTOR	MB										
17	CLEVENOT	OH	4	3	4	6	3	1	1	2	5	11
19	LOUATI	OH	14		14	14	1					
Head Coach: TILLIE Laurent												
Assistant Coach: JOSSERAND Arnaud / PERRONE Paolo												

ROC - ROC		Line-up					Points by Set					Pts	
No.	Name	Pos.	1	2	3	4	5	1	2	3	4		5
1	PODLESNYKH	OH			5	6	5			2	4	1	7
4	VOLVICH	MB											
7	VOLKOV	OH	4	3				2	2				4
9	IAKOVLEV	MB	5	4	6	1	6	4	3		3		10
10	BOGDAN	OH											
11	PANKOV	S	20	24	1	2	1			1			1
15	POLETAEV	O		20	20	20	9						
17	MIKHAYLOV	O	3	2	4	5	4	6	3	5	4	3	21
18	KLIUKA	OH	1	6	2	3	2	3	2	5	7	3	20
20	KURKAEV	MB	2	1	3	4	3	2		4			6
24	KOBZAR (c)	S	6	5									
27	GOLUBEV	L	L	L	L	L							
Head Coach: SAMMELVUO Tuomas (FIN)													
Assistant Coach: SHULEPOV Igor (RUS) / POPOV Denis (RUS)													

TEAM AND PLAYER PERFORMANCES

Won	Total Atts	No. Name	Scoring Skills	Won	Total Atts	No. Name
57	121	Total Team	Attack	60	114	Total Team
21	40	9 NGAPETH		20	36	18 KLIUKA
12	31	4 PATRY		18	34	17 MIKHAYLOV
10	28	17 CLEVENOT		7	11	9 IAKOVLEV
7	61	Total Team	Block	8	62	Total Team
2	18	14 le GOFF		3	10	17 MIKHAYLOV
2	7	9 NGAPETH		3	19	9 IAKOVLEV
1	17	1 CHINENYEZE		1	6	11 PANKOV
9	106	Total Team	Serve	1	103	Total Team
4	22	11 BRIZARD		1	11	1 PODLESNYKH
3	16	9 NGAPETH				
2	21	4 PATRY				
34		Total Team	Opponent Error	33		Total Team
107	288	Total Team		102	279	Total Team
26	63	9 NGAPETH	Best Scorer	21	62	17 MIKHAYLOV
121 km/h		9 NGAPETH	Fastest Serve	119 km/h		18 KLIUKA

Legend:			
(c)	Team Captain	Atts	Attempts
L	Libero	L	Substitute libero
MB	Middle Blocker	n	Starting line-up where n = starting position on court (i.e. positions 1 to 6)
nn	Substitute where nn = shirt number of outgoing player	No.	Shirt number
O	Opposite	OH	Outside Hitter
Pos.	Playing position	Pts	Points scored
S	Setter		



Match Results

試合結果 / Résultats du match

Match 37

ARG vs BRA
3 2

Match Duration: 2h 28min

Team	Sets	1	2	3	4	5	Total
ARG	3	25	20	20	25	15	105
BRA	2	23	25	25	17	13	103
	Playing Time	30min	26min	31min	29min	21min	2h 17min

1st Referee: MAROSZEK Wojciech (POL)

2nd Referee: COLLADOS Fabrice (FRA)

Challenge Referee: KRAFT Heike (GER)

ARG - Argentina															
No.	Name	Pos.	Line-up					Points by Set					Pts		
			1	2	3	4	5	1	2	3	4	5			
1	SANCHEZ	S	12	12			12								
2	PEREYRA	O			12					1					1
6	POGLAJEN	OH	13	13	13										
7	CONTE	OH	3	3	4	4	4	9	1	4	3	4	21		
8	LOSER	MB	4	4	5	2	2	4	2	3	4	1	14		
9	DANANI	L	L	L	L	L									
11	SOLE	MB	1	1	2	5	5	2	3	3	2	2	12		
12	LIMA	O	5	5	6	3	3	3	3	2	4	1	13		
13	PALACIOS	OH	6	6	1	1	1	2	3	3	5		13		
15	de CECCO (c)	S	2	2	3	6	6	2				1	3		
17	MENDEZ	OH													
18	RAMOS	MB	15	15			15								
Head Coach: MENDEZ Marcelo Rodolfo															
Assistant Coach: DILEO Eduardo Horacio / EIRAS Ruben															

BRA - Brazil														
No.	Name	Pos.	Line-up					Points by Set					Pts	
			1	2	3	4	5	1	2	3	4	5		
1	BRUNO (c)	S	6	6	6	6	2					1		1
5	MAURICIO	OH					16							
6	FERNANDO	S	8			8	8					1	1	
8	WALLACE	O	3	3	3	3	5	5	4	7	1		17	
9	LEAL	OH	4		14	4				1	4		5	
12	ISAC	MB					13							
13	SOUZA	MB	5	5	5	5	1	1	2	3			6	
14	DOUGLAS	OH	9	4	4	18	6	2	5			4	11	
16	LUCAS	MB	2	2	2	2	4	5	3	2	2	2	14	
17	THALES	L	L	L	L	L								
18	LUCARELLI	OH	1	1	1	1	3	2	4	4	2	1	13	
21	ALAN	O	1			1	1						2	
Head Coach: DAL ZOTTO Renan														
Assistant Coach: SCHWANKE Carlos / TABACH Ricardo / BACCHI Renato														

TEAM AND PLAYER PERFORMANCES

Won	Total Atts	No. Name	Scoring Skills	Won	Total Atts	No. Name
58	127	Total Team	Attack	56	123	Total Team
19	46	7 CONTE		14	19	16 LUCAS
11	25	12 LIMA		12	34	8 WALLACE
10	26	13 PALACIOS		11	22	14 DOUGLAS
17	71	Total Team	Block	10	66	Total Team
7	23	8 LOSER		4	11	8 WALLACE
3	7	13 PALACIOS		2	15	13 SOUZA
3	16	11 SOLE		2	12	18 LUCARELLI
2	104	Total Team	Serve	4	104	Total Team
1	16	7 CONTE		2	20	18 LUCARELLI
1	11	12 LIMA		1	7	9 LEAL
				1	13	8 WALLACE
28		Total Team	Opponent Error	33		Total Team
105	302	Total Team		103	293	Total Team
21	72	7 CONTE	Best Scorer	17	58	8 WALLACE
118 km/h		7 CONTE	Fastest Serve	123 km/h		21 ALAN

Legend:			
(c)	Team Captain	Atts	Attempts
L	Libero	L	Substitute libero
MB	Middle Blocker	n	Starting line-up where n = starting position on court (i.e. positions 1 to 6)
nn	Substitute where nn = shirt number of outgoing player	No.	Shirt number
O	Opposite	OH	Outside Hitter
Pos.	Playing position	Pts	Points scored
S	Setter		



Match Results

試合結果 / Résultats du match

Match 36

BRA vs ROC
1 3

Match Duration: 2h 18min

Team	Sets	1	2	3	4	Total
BRA	1	25	21	24	23	93
ROC	3	18	25	26	25	94
	Playing Time	27min	32min	37min	32min	2h 8min

1st Referee: RAPISARDA Daniele (ITA)

2nd Referee: MAROSZEK Wojciech (POL)

Challenge Referee: KRAFT Heike (GER)

BRA - Brazil														
No.	Name	Pos.	Line-up					Points by Set					Pts	
			1	2	3	4	5	1	2	3	4	5		
1	BRUNO (c)	S	6	6	6	1		1	2					3
5	MAURICIO	OH		9	9									
6	FERNANDO	S				8								
8	WALLACE	O	3	3	3	4	3	5	3					11
9	LEAL	OH	4	4	4	5	6	3	5	4				18
12	ISAC	MB			13									
13	SOUZA	MB	5	5	5	6	2	3	3	1				9
14	DOUGLAS	OH				18				1				1
16	LUCAS	MB	2	2	2	3	5		4	4				13
17	THALES	L	L	L	L	L								
18	LUCARELLI	OH	1	1	1	2	5	2	2	1				10
21	ALAN	O		8		1		2						2
Head Coach: DAL ZOTTO Renan														
Assistant Coach: SCHWANKE Carlos / TABACH Ricardo / BACCHI Renato														

ROC - ROC															
No.	Name	Pos.	Line-up					Points by Set					Pts		
			1	2	3	4	5	1	2	3	4	5			
1	PODLESNYKH	OH			7	4				2	4				6
4	VOLVICH	MB	2	2	1		1	1							2
7	VOLKOV	OH	4	4	3	1	3	3	1						7
9	IAKOVLEV	MB	5	5	4	5	1	2	8	1					12
10	BOGDAN	OH													
11	PANKOV	S	4	4	9	20			1	1				2	
15	POLETAEV	O													
17	MIKHAYLOV	O	3	3	2	3	2	7	5	8					22
18	KLIUKA	OH	1	1	6	1	3	6	2	4					15
20	KURKAEV	MB			4	2									2
24	KOBZAR (c)	S	6	6	5	6									
27	GOLUBEV	L	L	L	L	L									
Head Coach: SAMMELVUO Tuomas (FIN)															
Assistant Coach: SHULEPOV Igor (RUS) / POPOV Denis (RUS)															

TEAM AND PLAYER PERFORMANCES

Won	Total Atts	No. Name	Scoring Skills	Won	Total Atts	No. Name
51	114	Total Team	Attack	58	114	Total Team
17	33	9 LEAL		20	33	17 MIKHAYLOV
10	27	8 WALLACE		14	29	18 KLIUKA
9	25	18 LUCARELLI		9	13	9 IAKOVLEV
8	56	Total Team	Block	7	65	Total Team
4	20	16 LUCAS		3	21	9 IAKOVLEV
2	8	13 SOUZA		2	9	17 MIKHAYLOV
1	8	8 WALLACE		1	4	7 VOLKOV
8	95	Total Team	Serve	3	92	Total Team
3	17	13 SOUZA		2	8	11 PANKOV
1	17	1 BRUNO		1	12	18 KLIUKA
1	15	16 LUCAS				
26		Total Team	Opponent Error	26		Total Team
93	265	Total Team		94	271	Total Team
18	54	9 LEAL	Best Scorer	22	57	17 MIKHAYLOV
122 km/h		9 LEAL	Fastest Serve	119 km/h		18 KLIUKA

Legend:			
(c)	Team Captain	Atts	Attempts
L	Libero	L	Substitute libero
MB	Middle Blocker	n	Starting line-up where n = starting position on court (i.e. positions 1 to 6)
nn	Substitute where nn = shirt number of outgoing player	No.	Shirt number
O	Opposite	OH	Outside Hitter
Pos.	Playing position	Pts	Points scored
S	Setter		



Match Results

試合結果 / Résultats du match

Match 35

FRA vs ARG
3 0

Match Duration: 1h 33min

Team	Sets	1	2	3	Total
FRA	3	25	25	25	75
ARG	0	22	19	22	63
Playing Time		27min	29min	31min	1h 27min

1st Referee: MURANAKA Shin (JPN)

2nd Referee: LIU Jiang (CHN)

Challenge Referee: BOUDAYA Taoufik (TUN)

FRA - France														
No.	Name	Pos.	Line-up					Points by Set					Pts	
			1	2	3	4	5	1	2	3	4	5		
1	CHINENYEZE	MB	1	1	2			2	2	2				6
2	GREBENNIKOV	L	L	L	L									
4	PATRY	O	2	2	3		5	4	6				15	
6	TONIUTTI (c)	S												
7	TILLIE	OH												
9	NGAPETH	OH	6	6	1		2	5	5				12	
11	BRIZARD	S	5	5	6			1	1				2	
12	BOYER	O	9	9	9									
14	le GOFF	MB	4	4	5		3	1					4	
16	BULTOR	MB												
17	CLEVENOT	OH	3	3	4		4	7	3				14	
19	LOUATI	OH	14		14		1						1	

Head Coach: TILLIE Laurent
Assistant Coach: JOSSERAND Arnaud / PERRONE Paolo

ARG - Argentina														
No.	Name	Pos.	Line-up					Points by Set					Pts	
			1	2	3	4	5	1	2	3	4	5		
1	SANCHEZ	S	12	12										
2	PEREYRA	O	15											
6	POGLAJEN	OH	13	1						1	3		4	
7	CONTE	OH	3	3	4					3	7	3	13	
8	LOSER	MB	1	1	5					1	4	2	7	
9	DANANI	L	L	L	L									
11	SOLE	MB	4	4	2					1	3		4	
12	LIMA	O	5	5	3					8	1		9	
13	PALACIOS	OH	6	6										
15	de CECCO (c)	S	2	2	6						1	2	3	
17	MENDEZ	OH												
18	RAMOS	MB	11	15										

Head Coach: MENDEZ Marcelo Rodolfo
Assistant Coach: DILEO Eduardo Horacio / EIRAS Ruben

TEAM AND PLAYER PERFORMANCES

Won	Total Atts	No. Name	Scoring Skills	Won	Total Atts	No. Name
41	80	Total Team	Attack	34	79	Total Team
14	19	17 CLEVENOT		12	23	7 CONTE
12	28	9 NGAPETH		8	19	12 LIMA
11	21	4 PATRY		7	10	8 LOSER
10	46	Total Team	Block	5	43	Total Team
4	18	1 CHINENYEZE		3	9	11 SOLE
2	6	4 PATRY		1	5	15 de CECCO
2	4	11 BRIZARD		1	6	12 LIMA
3	73	Total Team	Serve	1	65	Total Team
2	15	4 PATRY		1	14	7 CONTE
1	4	19 LOUATI				
21		Total Team	Opponent Error	23		Total Team
75	199	Total Team		Total	63	187
15	42	4 PATRY	Best Scorer	13	41	7 CONTE
122 km/h		9 NGAPETH	Fastest Serve	130 km/h		8 LOSER

Legend:			
(c)	Team Captain	Atts	Attempts
L	Libero	L	Substitute libero
MB	Middle Blocker	n	Starting line-up where n = starting position on court (i.e. positions 1 to 6)
nn	Substitute where nn = shirt number of outgoing player	No.	Shirt number
O	Opposite	OH	Outside Hitter
Pos.	Playing position	Pts	Points scored
S	Setter		



Match Results

試合結果 / Résultats du match

Match 34

CAN vs ROC
0 3

Match Duration: 1h 45min

Team	Sets	1	2	3	Total
CAN	0	21	28	22	71
ROC	3	25	30	25	80
Playing Time		29min	36min	34min	1h 39min

1st Referee: CASAMIQUELA Hernan (ARG)

2nd Referee: MURANAKA Shin (JPN)

Challenge Referee: NEDERHOED Jacobus (NED)

CAN - Canada														
No.	Name	Pos.	Line-up					Points by Set					Pts	
			1	2	3	4	5	1	2	3	4	5		
1	TJ	S	1	1	1									
2	PERRIN (c)	OH	2	2	2		4	6	5					15
3	MARSHALL	OH				4								
4	HOAG	OH	5	5	5		4	3	3					10
7	MAAR	OH												
9	BLANKENAU	S	10	10	10									
10	SCLATER	O	4	4	4		4	2	8					14
12	VANBERKEL	MB	3	3	3		3	5	3					11
13	VERNON	O	1	1	1		2							2
17	VIGRASS	MB	6	6	6			3	1					4
19	BANN	L	L	L	L									
20	SZWARC	MB	12	12										
Head Coach:		HOAG Glenn												
Assistant Coach:		LEWIS Dan / BROUSSEAU Gino / COOK Michael												

ROC - ROC														
No.	Name	Pos.	Line-up					Points by Set					Pts	
			1	2	3	4	5	1	2	3	4	5		
1	PODLESNYKH	OH												
4	VOLVICH	MB	2	2	2		3	3	2					8
7	VOLKOV	OH	4	4	4		3	6	6					15
9	IAKOVLEV	MB	5	5	5		1	3	3					7
10	BOGDAN	OH												
11	PANKOV	S	9	4	4									
15	POLETAEV	O												
17	MIKHAYLOV	O	3	3	3		5	3	6					14
18	KLIUKA	OH	1	1	1		7	3	2					12
20	KURKAEV	MB												
24	KOBZAR (c)	S	6	6	6		2	2	1					5
27	GOLUBEV	L	L	L	L									
Head Coach:		SAMMELVUO Tuomas (FIN)												
Assistant Coach:		SHULEPOV Igor (RUS) / POPOV Denis (RUS)												

TEAM AND PLAYER PERFORMANCES

Won	Total Atts	No. Name	Scoring Skills	Won	Total Atts	No. Name
45	91	Total Team	Attack	45	88	Total Team
12	19	10 SCLATER		12	26	17 MIKHAYLOV
11	27	2 PERRIN		12	23	7 VOLKOV
9	25	4 HOAG		9	22	18 KLIUKA
7	42	Total Team	Block	8	48	Total Team
3	9	2 PERRIN		3	9	7 VOLKOV
2	12	12 VANBERKEL		2	8	24 KOBZAR
1	3	10 SCLATER		1	9	4 VOLVICH
4	72	Total Team	Serve	8	79	Total Team
1	10	12 VANBERKEL		2	14	18 KLIUKA
1	13	10 SCLATER		2	11	24 KOBZAR
1	14	4 HOAG		2	13	9 IAKOVLEV
15		Total Team	Opponent Error	19		Total Team
71	205	Total Team		80	215	Total Team
15	49	2 PERRIN	Best Scorer	15	44	7 VOLKOV
116 km/h		4 HOAG	Fastest Serve	118 km/h		17 MIKHAYLOV

Legend:			
(c)	Team Captain	Atts	Attempts
L	Libero	L	Substitute libero
MB	Middle Blocker	n	Starting line-up where n = starting position on court (i.e. positions 1 to 6)
nn	Substitute where nn = shirt number of outgoing player	No.	Shirt number
O	Opposite	OH	Outside Hitter
Pos.	Playing position	Pts	Points scored
S	Setter		



Match Results

試合結果 / Résultats du match

Match 33

JPN vs BRA
0 3

Match Duration: 1h 37min

Team	Sets	1	2	3	Total
JPN	0	20	22	20	62
BRA	3	25	25	25	75
Playing Time		30min	32min	28min	1h 30min

1st Referee: CESPEDES Denny (DOM)

2nd Referee: LIU Jiang (CHN)

Challenge Referee: KRAFT Heike (GER)

JPN - Japan														
No.	Name	Pos.	Line-up					Points by Set					Pts	
			1	2	3	4	5	1	2	3	4	5		
1	SHIMIZU	O	12	12	12						1			1
2	ONODERA	MB	4	3	2					2	2			4
3	FUJII	S			11									
6	YAMAUCHI	MB	1	6	5					2	2			4
11	NISHIDA	O	2	1	6		5	5	3					13
12	SEKITA	S	5	4	3		1							1
14	ISHIKAWA (c)	OH	6	5	4		4	9	4					17
15	LEE	MB	2											
17	TAKANASHI	OH		21	21					1				1
19	OTSUKA	OH												
20	YAMAMOTO	L	L	L	L									
21	R. TAKAHASHI	OH	3	2	1		3							3
Head Coach: NAKAGAICHI Yuichi														
Assistant Coach: BLAIN Philippe (FRA) / MURASHIMA Yosuke														

BRA - Brazil														
No.	Name	Pos.	Line-up					Points by Set					Pts	
			1	2	3	4	5	1	2	3	4	5		
1	BRUNO (c)	S	6	6	6									
5	MAURICIO	OH	9	9	18									
6	FERNANDO	S	8	1										
8	WALLACE	O	3	3	3		6	5	2					13
9	LEAL	OH	4	4	4		5	4	7					16
12	ISAC	MB		13	16					1				1
13	SOUZA	MB	5	5	5		1	1	3					5
14	DOUGLAS	OH												
16	LUCAS	MB	2	2	2		4	3	1					8
17	THALES	L	L	L	L									
18	LUCARELLI	OH	1	1	1		3	5	4					12
21	ALAN	O	1											
Head Coach: DAL ZOTTO Renan														
Assistant Coach: SCHWANKE Carlos / TABACH Ricardo / BACCHI Renato														

TEAM AND PLAYER PERFORMANCES

Won	Total Atts	No. Name	Scoring Skills	Won	Total Atts	No. Name
36	89	Total Team	Attack	47	83	Total Team
13	29	14 ISHIKAWA		9 LEAL		
11	24	11 NISHIDA		18 LUCARELLI		
4	10	2 ONODERA		8 WALLACE		
4	40	Total Team	Block	8	48	Total Team
2	7	14 ISHIKAWA		8 WALLACE		
1	3	12 SEKITA		16 LUCAS		
1	11	6 YAMAUCHI		9 LEAL		
4	63	Total Team	Serve		74	Total Team
2	10	14 ISHIKAWA				
2	11	11 NISHIDA				
18		Total Team	Opponent Error	20		Total Team
62	192	Total Team		Total	75	205
17	46	14 ISHIKAWA	Best Scorer	16	39	9 LEAL
120 km/h		11 NISHIDA	Fastest Serve	124 km/h		9 LEAL

Legend:			
(c)	Team Captain	Atts	Attempts
L	Libero	L	Substitute libero
MB	Middle Blocker	n	Starting line-up where n = starting position on court (i.e. positions 1 to 6)
nn	Substitute where nn = shirt number of outgoing player	No.	Shirt number
O	Opposite	OH	Outside Hitter
Pos.	Playing position	Pts	Points scored
S	Setter		



Match Results

試合結果 / Résultats du match

Match 32

ITA vs ARG
2 3

Match Duration: 2h 32min

Team	Sets	1	2	3	4	5	Total
ITA	2	25	23	22	25	12	107
ARG	3	21	25	25	14	15	100
	Playing Time	29min	35min	32min	24min	21min	2h 21min

1st Referee: SIMONOVIC Vladimir (SRB)

2nd Referee: MAROSZEK Wojciech (POL)

Challenge Referee: BOUDAYA Taoufik (TUN)

ITA - Italy		Line-up					Points by Set					Pts	
No.	Name	Pos.	1	2	3	4	5	1	2	3	4		5
2	KOVAR	OH	9	9									
4	VETTORI	O			9	3	3		3	5	2		10
5	JUANTORENA	OH	3	3	3	1	1	5	6	3	5	3	22
6	GIANNELLI	S	2	2	2	6	6	1		1	1		3
9	ZAYTSEV (c)	OH	5	5	5			5	2	1			8
11	PIANO	MB			17	5	5			1	1	2	4
13	COLACI	L	L	L	L	L							
14	GALASSI	MB	1	1	1	2	2	5		3	1	3	12
15	SBERTOLI	S	17	17			11						
17	ANZANI	MB	4	4	4			2	2	1			5
18	MICHIELETTO	OH	6	6	6	4	4	3	5	5	8		21
19	LAVIA	OH			18								
Head Coach:		BLENGINI Gianlorenzo											
Assistant Coach:		VALENTINI Antonio / MATTIOLI Francesco / PAPI Samuele											

ARG - Argentina		Line-up					Points by Set					Pts	
No.	Name	Pos.	1	2	3	4	5	1	2	3	4		5
1	SANCHEZ	S	12				12	12					
2	PEREYRA	O					15				1		1
6	POGLAJEN	OH		12	12	13	1				3	1	4
7	CONTE	OH	3	3	3	3	4						19
8	LOSER	MB	1	1	1	1	5			1	1	1	4
9	DANANI	L	L	L	L	L							
11	SOLE	MB	4	4	4	4	2			1	1	5	1
12	LIMA	O	5	5	5	5	3			5	3	1	1
13	PALACIOS	OH	6	6	6	6				4	8	4	2
15	de CECCO (c)	S	2	2	2	2	6			1		3	
17	MENDEZ	OH											
18	RAMOS	MB	15				15						
Head Coach:		MENDEZ Marcelo Rodolfo											
Assistant Coach:		DILEO Eduardo Horacio / EIRAS Ruben											

TEAM AND PLAYER PERFORMANCES

Won	Total Atts	No. Name	Scoring Skills	Won	Total Atts	No. Name
67	123	Total Team	Attack	62	124	Total Team
19	32	5 JUANTORENA		17	35	7 CONTE
17	36	18 MICHIELETTO		14	24	13 PALACIOS
8	9	14 GALASSI		12	27	12 LIMA
13	64	Total Team	Block	6	68	Total Team
3	6	4 VETTORI		2	8	13 PALACIOS
2	5	18 MICHIELETTO		2	10	7 CONTE
2	10	6 GIANNELLI		1	15	8 LOSER
5	108	Total Team	Serve	5	99	Total Team
2	14	18 MICHIELETTO		2	14	12 LIMA
2	17	14 GALASSI		2	12	13 PALACIOS
1	21	5 JUANTORENA		1	14	15 de CECCO
22		Total Team	Opponent Error	27		Total Team
107	295	Total Team	Total	100	291	Total Team
22	62	5 JUANTORENA	Best Scorer	19	67	7 CONTE
117 km/h		4 VETTORI	Fastest Serve	121 km/h		13 PALACIOS

Legend:			
(c)	Team Captain	Atts	Attempts
L	Libero	L	Substitute libero
MB	Middle Blocker	n	Starting line-up where n = starting position on court (i.e. positions 1 to 6)
nn	Substitute where nn = shirt number of outgoing player	No.	Shirt number
O	Opposite	OH	Outside Hitter
Pos.	Playing position	Pts	Points scored
S	Setter		



Match Results

試合結果 / Résultats du match

Match 31

POL vs FRA
2 3

Match Duration: 2h 25min

Team	Sets	1	2	3	4	5	Total
POL	2	25	22	3	21	9	102
FRA	3	21	25	21	25	15	107
Playing Time		30min	28min	30min	29min	16min	2h 13min

1st Referee: MOKRY Juraj (SVK)

2nd Referee: RAPISARDA Daniele (ITA)

Challenge Referee: BOUDAYA Taoufik (TUN)

POL - Poland														
No.	Name	Pos.	Line-up					Points by Set					Pts	
			1	2	3	4	5	1	2	3	4	5		
1	NOWAKOWSKI	MB	20	15	4	5	4				2	1		3
5	KACZMAREK	O	11	11	1	1	1			1				1
6	KUREK	O	3	2	2	3	2	6	7	8	3	2	26	
9	LEON	OH	4	3	3	4	3	7	1	7	10	4	29	
11	DRZYZGA	S	6	5	5	6	5	1	1				2	
12	LOMACZ	S												
13	KUBIAK (c)	OH	1	6	6			3					3	
14	SLIWKA	OH		13	13	1	6			1			1	
15	KOCHANOWSKI	MB	2	1	11	11	11			1			1	
16	SEMENIUK	OH	13			14	14				1	2	3	
17	ZATORSKI	L	L	L	L	L	L							
20	BIENIEK	MB	5	4	1	2	1	3	2	2	2		9	
Head Coach:			HEYNEN Vital (BEL)											
Assistant Coach:			GOGOL Michal / PAWLIK Sebastian											

FRA - France														
No.	Name	Pos.	Line-up					Points by Set					Pts	
			1	2	3	4	5	1	2	3	4	5		
1	CHINENYEZE	MB	4	3	4	3	4	3	1	1	3	1	9	
2	GREBENNIKOV	L	L	L	L	L	L							
4	PATRY	O	5	4	5	4	5	4	6	4	5	2	21	
6	TONIUTTI (c)	S	2											
7	TILLIE	OH			14	1								
9	NGAPETH	OH	3	2	3	2	3	3	1	4	5	4	17	
11	BRIZARD	S	4	1	2	1	2	2	2	2	1		7	
12	BOYER	O	6		9	9	9						2	
14	le GOFF	MB	1	6	1	6	1	1	4	2	2	2	11	
16	BULTOR	MB												
17	CLEVENOT	OH	6	5	6	5	6	2	5	3	5	1	16	
19	LOUATI	OH	14	14	1	14	14							
Head Coach:			TILLIE Laurent											
Assistant Coach:			JOSSERAND Arnaud / PERRONE Paolo											

TEAM AND PLAYER PERFORMANCES

Won	Total Atts	No. Name	Scoring Skills	Won	Total Atts	No. Name
70	132	Total Team	Attack	65	120	Total Team
28	41	9 LEON		19	34	4 PATRY
25	39	6 KUREK		16	28	9 NGAPETH
6	13	20 BIENIEK		14	32	17 CLEVENOT
6	79	Total Team	Block	16	86	Total Team
2	10	11 DRZYZGA		5	28	14 le GOFF
2	23	20 BIENIEK		4	13	11 BRIZARD
1	18	1 NOWAKOWSKI		2	7	17 CLEVENOT
2	103	Total Team	Serve	2	106	Total Team
1	17	20 BIENIEK		2	18	11 BRIZARD
		Total Team	Opponent Error	24		Total Team
102	314	Total Team		107	312	Total Team
29	64	9 LEON	Best Scorer	21	59	4 PATRY
132 km/h		9 LEON	Fastest Serve	128 km/h		1 CHINENYEZE

Legend:			
(c)	Team Captain	Atts	Attempts
L	Libero	L	Substitute libero
MB	Middle Blocker	n	Starting line-up where n = starting position on court (i.e. positions 1 to 6)
nn	Substitute where nn = shirt number of outgoing player	No.	Shirt number
O	Opposite	OH	Outside Hitter
Pos.	Playing position	Pts	Points scored
S	Setter		



Competition Summary - Preliminary Round

競技結果 - 予選ラウンド / Résumé de la compétition - tour préliminaire

As of SUN 1 AUG 2021 at 0:49

Pool A				Points per Set					Total Points	Match Duration	Spectators
Match	Date	Teams	Sets	1	2	3	4	5			
1	24 JUL 2021	ITA vs CAN	3 - 2	26 - 28	18 - 25	25 - 21	25 - 18	15 - 11	109 - 103	2h 29min	
4	24 JUL 2021	JPN vs VEN	3 - 0	25 - 21	25 - 20	25 - 15			75 - 56	1h 29min	
5	24 JUL 2021	POL vs IRI	2 - 3	25 - 18	22 - 25	22 - 25	25 - 22	21 - 23	115 - 113	2h 46min	
7	26 JUL 2021	IRI vs VEN	3 - 0	25 - 17	25 - 20	25 - 18			75 - 55	1h 30min	
9	26 JUL 2021	POL vs ITA	3 - 0	25 - 20	26 - 24	25 - 20			76 - 64	1h 37min	
11	26 JUL 2021	JPN vs CAN	3 - 1	23 - 25	25 - 23	25 - 23	25 - 20		98 - 91	2h 17min	
13	28 JUL 2021	CAN vs IRI	3 - 0	25 - 16	25 - 20	25 - 22			75 - 58	1h 28min	
16	28 JUL 2021	POL vs VEN	3 - 1	25 - 16	25 - 13	18 - 25	25 - 15		93 - 69	1h 49min	
17	28 JUL 2021	JPN vs ITA	1 - 3	20 - 25	17 - 25	25 - 23	21 - 25		83 - 98	2h 10min	
19	30 JUL 2021	CAN vs VEN	3 - 0	25 - 13	25 - 22	25 - 12			75 - 47	1h 20min	
21	30 JUL 2021	JPN vs POL	0 - 3	22 - 25	21 - 25	24 - 26			67 - 76	1h 41min	
23	30 JUL 2021	ITA vs IRI	3 - 1	30 - 28	25 - 21	21 - 25	25 - 21		101 - 95	2h 23min	
25	1 AUG 2021	POL vs CAN	3 - 0	25 - 15	25 - 21	25 - 16			75 - 52	1h 22min	
28	1 AUG 2021	ITA vs VEN	3 - 0	25 - 22	25 - 15	25 - 17			75 - 54	1h 26min	
29	1 AUG 2021	JPN vs IRI	3 - 2	25 - 21	20 - 25	29 - 31	25 - 22	15 - 13	114 - 112	2h 49min	

Pool B				Points per Set					Total Points	Match Duration	Spectators
Match	Date	Teams	Sets	1	2	3	4	5			
2	24 JUL 2021	BRA vs TUN	3 - 0	25 - 22	25 - 20	25 - 15			75 - 57	1h 30min	
3	24 JUL 2021	ROC vs ARG	3 - 1	21 - 25	25 - 23	25 - 17	25 - 21		96 - 86	2h 9min	
6	24 JUL 2021	USA vs FRA	3 - 0	25 - 18	25 - 18	25 - 22			75 - 58	1h 31min	
8	26 JUL 2021	USA vs ROC	1 - 3	23 - 25	25 - 27	25 - 21	23 - 25		96 - 98	2h 25min	
10	26 JUL 2021	FRA vs TUN	3 - 0	25 - 21	25 - 11	25 - 21			75 - 53	1h 28min	
12	26 JUL 2021	BRA vs ARG	3 - 2	19 - 25	21 - 25	25 - 16	25 - 21	16 - 14	106 - 101	2h 33min	
14	28 JUL 2021	USA vs TUN	3 - 1	25 - 14	23 - 25	25 - 14	25 - 23		98 - 76	2h 2min	
15	28 JUL 2021	ARG vs FRA	3 - 2	23 - 25	25 - 17	25 - 20	15 - 25	15 - 13	103 - 100	2h 22min	
18	28 JUL 2021	BRA vs ROC	0 - 3	22 - 25	20 - 25	20 - 25			62 - 75	1h 34min	
20	30 JUL 2021	BRA vs USA	3 - 1	30 - 32	25 - 23	25 - 21	25 - 20		105 - 96	2h 29min	
22	30 JUL 2021	ARG vs TUN	3 - 2	23 - 25	23 - 25	25 - 19	25 - 18	15 - 8	111 - 95	2h 22min	
24	30 JUL 2021	ROC vs FRA	1 - 3	21 - 25	25 - 20	17 - 25	20 - 25		83 - 95	1h 59min	
26	1 AUG 2021	BRA vs FRA	3 - 2	25 - 22	37 - 39	25 - 17	21 - 25	20 - 18	128 - 121	2h 50min	
27	1 AUG 2021	ROC vs TUN	3 - 0	25 - 20	25 - 22	25 - 16			75 - 58	1h 27min	
30	1 AUG 2021	USA vs ARG	0 - 3	21 - 25	23 - 25	23 - 25			67 - 75	1h 45min	

Statistics of	Average match duration	Average spectators	Total spectators
Preliminary Round	1h 58min		

Pool A		Matches			Results Details							Sets		Points			
Rank	Team	Played	Won	Lost	3-0	3-1	3-2	2-3	1-3	0-3	Points	Won	Lost	Ratio	Won	Lost	Ratio
1	POL	5	4	1	3	1		1			13	14	4	3.500	435	365	1.192
2	ITA	5	4	1	1	2	1			1	11	12	7	1.714	447	411	1.088
3	JPN	5	3	2	1	1	1		1	1	8	10	9	1.111	437	433	1.009
4	CAN	5	2	3	2			1	1	1	7	9	9	1.000	396	387	1.023
5	IRI	5	2	3	1		1	1	1	1	6	9	11	0.818	453	460	0.985
6	VEN	5	0	5					1	4	0	1	15	0.067	281	393	0.715

Pool B		Matches			Results Details							Sets		Points			
Rank	Team	Played	Won	Lost	3-0	3-1	3-2	2-3	1-3	0-3	Points	Won	Lost	Ratio	Won	Lost	Ratio
1	ROC	5	4	1	2	2			1		12	13	5	2.600	427	397	1.076
2	BRA	5	4	1	1	1	2			1	10	12	8	1.500	476	450	1.058
3	ARG	5	3	2	1		2	1	1		8	12	10	1.200	476	464	1.026
4	FRA	5	2	3	1	1		2		1	8	10	10	1.000	449	442	1.016
5	USA	5	2	3	1	1			2	1	6	8	10	0.800	432	412	1.049
6	TUN	5	0	5				1	1	3	1	3	15	0.200	339	434	0.781

Legend:
Ratio Ratio of points or sets won/lost



Match Results

試合結果 / Résultats du match

Match 1

ITA vs CAN
3 2

Match Duration: 2h 29min

Team	Sets	1	2	3	4	5	Total
ITA	3	26	18	25	25	15	109
CAN	2	28	25	21	18	11	103
	Playing Time	34min	27min	29min	28min	19min	2h 17min

1st Referee: MAKSHANOV Evgeny (RUS)

2nd Referee: LIU Jiang (CHN)

Challenge Referee: KRAFT Heike (GER)

ITA - Italy		Line-up					Points by Set					Pts	
No.	Name	Pos.	1	2	3	4	5	1	2	3	4	5	Pts
2	KOVAR	OH	9			4						1	1
4	VETTORI	O		9	3	3	3		2	2	5	1	10
5	JUANTORENA	OH	3	3	1	1	1	7	1	4	4	5	21
6	GIANNELLI	S	2	2	6	6	6	1	1		1	1	4
9	ZAYTSEV (c)	OH	5	5				2	2				4
11	PIANO	MB	4					2					2
13	COLACI	L	L	L	L	L							
14	GALASSI	MB	1	1	5	4	5	3		4	1	1	9
15	SBERTOLI	S	11		17		17						
17	ANZANI	MB		4	2	2	2		3	1	1	1	6
18	MICHIELETTO	OH	6	6	4	5	4	6	4	5	5	4	24
19	LAVIA	OH		5									
Head Coach:		BLENGINI Gianlorenzo											
Assistant Coach:		VALENTINI Antonio / PAPI Samuele											

CAN - Canada		Line-up					Points by Set					Pts	
No.	Name	Pos.	1	2	3	4	5	1	2	3	4	5	Pts
1	TJ	S	1	1	1	1	1						
2	PERRIN (c)	OH	2	2	2	2	2	4	4	3	3	3	17
3	MARSHALL	OH											
4	HOAG	OH	5	5	5	5	5	4	4	6	2	2	18
7	MAAR	OH	1			2						2	2
9	BLANKENAU	S	13		1								
10	SCLATER	O	12		13	13	4			1	1	3	5
12	VANBERKEL	MB	3	3	3	3	6	1	6	1	2		10
13	VERNON	O	4	4	4	4	1	6	3	2	1		12
17	VIGRASS	MB	6	6	6	6		2	2	2			6
19	BANN	L	L	L	L	L							
20	SZWARC	MB			12	17	3					3	3
Head Coach:		HOAG Glenn											
Assistant Coach:		LEWIS Dan / BROUSSEAU Gino / COOK Michael											

TEAM AND PLAYER PERFORMANCES

Won	Total Atts	No. Name	Scoring Skills	Won	Total Atts	No. Name
64	118	Total Team	Attack	64	127	Total Team
20	38	5 JUANTORENA		17	39	4 HOAG
18	27	18 MICHIELETTO		15	28	2 PERRIN
10	16	4 VETTORI		9	14	12 VANBERKEL
10	72	Total Team	Block	5	68	Total Team
4	13	14 GALASSI		2	5	13 VERNON
3	12	18 MICHIELETTO		1	11	4 HOAG
1	3	11 PIANO		1	8	2 PERRIN
7	109	Total Team	Serve	4	103	Total Team
3	22	18 MICHIELETTO		2	12	13 VERNON
2	17	6 GIANNELLI		1	18	2 PERRIN
1	11	17 ANZANI		1	9	20 SZWARC
28		Total Team	Opponent Error	30		Total Team
109	299	Total Team		103	298	Total Team
24	61	18 MICHIELETTO	Best Scorer	18	64	4 HOAG
124 km/h		9 ZAYTSEV	Fastest Serve	124 km/h		13 VERNON

Legend:			
(c)	Team Captain	Atts	Attempts
L	Libero	L	Substitute libero
MB	Middle Blocker	n	Starting line-up where n = starting position on court (i.e. positions 1 to 6)
nn	Substitute where nn = shirt number of outgoing player	No.	Shirt number
O	Opposite	OH	Outside Hitter
Pos.	Playing position	Pts	Points scored
S	Setter		



Match Results

試合結果 / Résultats du match

Match 4 **JPN vs VEN** Match Duration: 1h 29min
3 0

Team	Sets	1	2	3	Total
JPN	3	25	25	25	75
VEN	0	21	20	15	56
Playing Time		29min	27min	27min	1h 23min

1st Referee: MACIAS Luis Gerardo (MEX)

2nd Referee: SIMONOVIC Vladimir (SRB)

Challenge Referee: NEDERHOED Jacobus (NED)

JPN - Japan		Line-up					Points by Set					Pts	
No.	Name	Pos.	1	2	3	4	5	1	2	3	4		5
1	SHIMIZU	O	11	11	11								4
2	ONODERA	MB	6	1	6			2	3	4			9
3	FUJII	S	12	12	12								
6	YAMAUCHI	MB	3	4	3			4	1	2			7
11	NISHIDA	O	4	5	4			2	4	2			8
12	SEKITA	S	1	2	1			1					1
14	ISHIKAWA (c)	OH	2	3	2			5	6	4			15
15	LEE	MB			6					1			1
17	TAKANASHI	OH			14								
19	OTSUKA	OH											
20	YAMAMOTO	L	L	L									
21	R. TAKAHASHI	OH	5	6	5			5	4	2			11
Head Coach:		NAKAGAICHI Yuichi											
Assistant Coach:		BLAIN Philippe (FRA) / MURASHIMA Yosuke											

VEN - Venezuela		Line-up					Points by Set					Pts	
No.	Name	Pos.	1	2	3	4	5	1	2	3	4		5
1	ARMANDO	S	6	6	6								
3	FERNANDO	OH			17					1			1
4	MATA	L	L	L									
5	EMERSON	O	3	3	3			4	3	2			9
6	ORAMAS	MB			11								
7	VALENCIA	MB	5	5	5			4	3				7
9	CHEMA (c)	S	1	1	1								
11	VERDI	MB	2	2	2					4			4
14	CANELO	OH											
15	MAITA	O	5	5	5					1	1		2
17	FAYOLA	OH	1	1	1			3	2	2			7
19	WILLNER	OH	4	4	4			2	2	4			8
Head Coach:		SARTI Ronald											
Assistant Coach:		MONTES de OCA Humberto											

TEAM AND PLAYER PERFORMANCES

Won	Total Atts	No. Name	Scoring Skills	Won	Total Atts	No. Name
42	68	Total Team	Attack	33	72	Total Team
13	20	14 ISHIKAWA		9	21	5 EMERSON
10	14	21 R. TAKAHASHI		7	18	19 WILLNER
6	16	11 NISHIDA		6	8	7 VALENCIA
10	38	Total Team	Block	2	35	Total Team
3	7	2 ONODERA		1	13	11 VERDI
3	10	6 YAMAUCHI		1	4	17 FAYOLA
1	1	1 SHIMIZU	Serve	3	57	Total Team
4	74	Total Team		1	10	11 VERDI
1	8	2 ONODERA		1	9	7 VALENCIA
1	18	12 SEKITA	1	9	19 WILLNER	
1	10	14 ISHIKAWA	Opponent Error	18		Total Team
19		Total Team		56	164	Total Team
75	180	Total Team	Total			
15	35	14 ISHIKAWA		Best Scorer	9	29
123 km/h		6 YAMAUCHI	Fastest Serve	117 km/h		7 VALENCIA

Legend:			
(c)	Team Captain	Atts	Attempts
L	Libero	L	Substitute libero
MB	Middle Blocker	n	Starting line-up where n = starting position on court (i.e. positions 1 to 6)
nn	Substitute where nn = shirt number of outgoing player	No.	Shirt number
O	Opposite	OH	Outside Hitter
Pos.	Playing position	Pts	Points scored
S	Setter		



Match Results

試合結果 / Résultats du match

Match 5 **POL vs IRI** Match Duration: 2h 46min
2 3

Team	Sets	1	2	3	4	5	Total
POL	2	25	22	22	25	21	115
IRI	3	18	25	25	22	23	113
Playing Time		27min	31min	33min	31min	32min	2h 34min

1st Referee: RAPISARDA Daniele (ITA) 2nd Referee: MOKRY Juraj (SVK) Challenge Referee: BOUDAYA Taoufik (TUN)

POL - Poland		Pos.	Line-up					Points by Set					Pts
No.	Name		1	2	3	4	5	1	2	3	4	5	
1	NOWAKOWSKI	MB			20	5	5			2	1	3	6
5	KACZMAREK	O	6	11	11	1	1						
6	KUREK	O	3	3	4	3	3	6	3	3	6	2	20
9	LEON	OH	4	4	5	4	4	6	3	4	6	4	23
11	DRZYZGA	S	6	6	1	6	6					2	2
12	LOMACZ	S	11										
13	KUBIAK (c)	OH											
14	SLIWKA	OH	1	1	2	1	1	4	4	2	2	1	13
15	KOCHANOWSKI	MB	5		6		11	2	1	2			5
16	SEMENIUK	OH		14		14	14						
17	ZATORSKI	L	L	L	L	L	L						
20	BIENIEK	MB	2	2	3	2	2	2	3	2	3	10	
Head Coach:		HEYNEN Vital (BEL)											
Assistant Coach:		GOGOL Michal / PAWLIK Sebastian											

IRI - Islamic Rep. of Iran		Pos.	Line-up					Points by Set					Pts
No.	Name		1	2	3	4	5	1	2	3	4	5	
2	MILAD	OH	1	1	6	1	1	2	3	5	5	2	17
4	S. MAROUF (c)	S	6	6	5	6	6			1		1	2
6	SEYED	MB	5	5	4	5	5	2	1	3	1	1	8
9	M. GHOLAMI	MB											
10	A. GHAFOUR	O	3	3	2	3	3	3	5	4	3	4	19
11	S. KAZEMI	O	15	15	6	6	15						
12	SHARIFI	OH				15	10						
15	MOJARAD	MB	2	2	1	2	2	2	1	2	2	2	9
17	SALEHI	OH	4	4	3	4	4	2	5	3	3	5	18
19	M. MARANDI	L	L	L	L	L	L						
21	A. SALEHI	L											
24	KARIMI	S		4			4						
Head Coach:		ALEKNO Vladimir (RUS)											
Assistant Coach:		TOTOLO Tomaso (ITA) / TONDRAVAN Mohammadreza											

TEAM AND PLAYER PERFORMANCES

Won	Total Atts	No. Name	Scoring Skills	Won	Total Atts	No. Name
62	120	Total Team	Attack	58	107	Total Team
20	37	9 LEON		17	28	10 A. GHAFOUR
18	30	6 KUREK		15	34	17 SALEHI
11	30	14 SLIWKA		13	26	2 MILAD
10	71	Total Team	Block	11	61	Total Team
4	11	1 NOWAKOWSKI		4	16	6 SEYED
2	9	11 DRZYZGA		3	7	17 SALEHI
2	5	14 SLIWKA		2	16	15 MOJARAD
7	113	Total Team	Serve	4	110	Total Team
3	26	9 LEON		3	22	2 MILAD
2	19	20 BIENIEK		1	16	10 A. GHAFOUR
1	9	15 KOCHANOWSKI				
36		Total Team	Opponent Error	40		Total Team
115	304	Total Team		113	278	Total Team
23	72	9 LEON	Best Scorer	19	52	10 A. GHAFOUR
131 km/h		9 LEON	Fastest Serve	117 km/h		10 A. GHAFOUR

Legend:			
(c)	Team Captain	Atts	Attempts
L	Libero	L	Substitute libero
MB	Middle Blocker	n	Starting line-up where n = starting position on court (i.e. positions 1 to 6)
nn	Substitute where nn = shirt number of outgoing player	No.	Shirt number
O	Opposite	OH	Outside Hitter
Pos.	Playing position	Pts	Points scored
S	Setter		



Match Results

試合結果 / Résultats du match

Match 7

IRI vs VEN
3 0

Match Duration: 1h 30min

Team	Sets	1	2	3	Total
IRI	3	25	25	25	75
VEN	0	17	20	18	55
	Playing Time	25min	29min	29min	1h 23min

1st Referee: CASAMIQUELA Hernan (ARG)

2nd Referee: RODRIGUEZ Susana (ESP)

Challenge Referee: NEDERHOED Jacobus (NED)

IRI - Islamic Rep. of Iran													
No.	Name	Pos.	Line-up					Points by Set					Pts
			1	2	3	4	5	1	2	3	4	5	
2	MILAD	OH	2	2	1			5	3				8
4	S. MAROUF (c)	S	1	1	6			1					1
6	SEYED	MB											
9	M. GHOLAMI	MB	6	6	5			1	2	3			6
10	A. GHAFOUR	O	4	4	3			5	6	5			16
11	S. KAZEMI	O		15	15					1			1
12	SHARIFI	OH		10					1				1
15	MOJARAD	MB	3	3	2			1	2	3			6
17	SALEHI	OH	5	5	4			2	7	4			13
19	M. MARANDI	L	L	L	L								
21	A. SALEHI	OH	17										
24	KARIMI	S			4								
Head Coach: ALEKNO Vladimir (RUS)													
Assistant Coach: TOTOLO Tomaso (ITA) / TONDRAVAN Mohammadreza													

VEN - Venezuela													
No.	Name	Pos.	Line-up					Points by Set					Pts
			1	2	3	4	5	1	2	3	4	5	
1	ARMANDO	S	1	5	5								
3	FERNANDO	OH											
4	MATA	L	L	L	L								
5	EMERSON	O	4	3	4			2	3	2			7
6	ORAMAS	MB											
7	VALENCIA	MB	6	5	6			2	1	2			5
9	CHEMA (c)	S	1	6	1				2				2
11	VERDI	MB	3	2	3			2	3	2			7
14	CANELO	OH											
15	MAITA	O	5	9	9			1					1
17	FAYOLA	OH	2	1	2			3	2	3			8
19	WILLNER	OH	5	4	5			4	4	7			15
Head Coach: SARTI Ronald													
Assistant Coach: MONTES de OCA Humberto													

TEAM AND PLAYER PERFORMANCES

Won	Total Atts	No. Name	Scoring Skills	Won	Total Atts	No. Name
39	67	Total Team	Attack	38	81	Total Team
13	22	10 A. GHAFOUR		13	26	19 WILLNER
12	17	17 SALEHI		7	8	11 VERDI
6	13	2 MILAD		6	17	5 EMERSON
10	45	Total Team	Block	6	35	Total Team
3	10	9 M. GHOLAMI		3	8	17 FAYOLA
2	7	2 MILAD		1	4	9 CHEMA
2	10	15 MOJARAD		1	2	5 EMERSON
3	73	Total Team	Serve	1	57	Total Team
2	14	10 A. GHAFOUR		1	8	19 WILLNER
1	3	11 S. KAZEMI				
23		Total Team	Opponent Error	10		Total Team
75	185	Total Team		55	173	Total Team
16	40	10 A. GHAFOUR	Best Scorer	15	38	19 WILLNER
118 km/h		10 A. GHAFOUR	Fastest Serve	116 km/h		19 WILLNER

Legend:

(c) Team Captain
L Libero
MB Middle Blocker
nn Substitute where nn = shirt number of outgoing player
O Opposite
Pos. Playing position
S Setter

Atts Attempts
L Substitute libero
n Starting line-up where n = starting position on court (i.e. positions 1 to 6)
No. Shirt number
OH Outside Hitter
Pts Points scored



Match Results

試合結果 / Résultats du match

Match 9

POL vs ITA
3 0

Match Duration: 1h 37min

Team	Sets	1	2	3	Total
POL	3	25	26	25	76
ITA	0	20	24	20	64
Playing Time		26min	34min	31min	1h 31min

1st Referee: TURCI Paulo (BRA)

2nd Referee: CESPEDES Denny (DOM)

Challenge Referee: KRAFT Heike (GER)

POL - Poland													
No.	Name	Pos.	Line-up					Points by Set					Pts
			1	2	3	4	5	1	2	3	4	5	
1	NOWAKOWSKI	MB	6	5	5			3	2				5
5	KACZMAREK	O		14	11								
6	KUREK	O	4	3	3			4	7	3			14
9	LEON	OH	5	4	4			7	6	5			18
11	DRZYZGA	S	1	6	6			2		1			3
12	LOMACZ	S											
13	KUBIAK (c)	OH			14								
14	SLIWKA	OH	2	1	1			6	3				9
15	KOCHANOWSKI	MB	11	1	20					1			1
16	SEMENIUK	OH		11									
17	ZATORSKI	L	L	L	L								
20	BIENIEK	MB	3	2	2			4		1			5
Head Coach:			HEYNEN Vital (BEL)										
Assistant Coach:			GOGOL Michal / PAWLIK Sebastian										

ITA - Italy													
No.	Name	Pos.	Line-up					Points by Set					Pts
			1	2	3	4	5	1	2	3	4	5	
2	KOVAR	OH	5	15									
4	VETTORI	O		17	9								
5	JUANTORENA	OH	1	3	3			3	3	3			9
6	GIANNELLI	S											
9	ZAYTSEV (c)	OH	3	5	5			3	3	1			7
11	PIANO	MB	15		14								
13	COLACI	L	L	L	L								
14	GALASSI	MB	5	1	1			2	4	1			7
15	SBERTOLI	S	6	2	2			1	1	1			3
17	ANZANI	MB	2	4	4			1	3	2			6
18	MICHIELETTO	OH	4	6	6			4	2	3			9
19	LAVIA	OH			5					4			4
Head Coach:			BLENGINI Gianlorenzo										
Assistant Coach:			VALENTINI Antonio / PAPI Samuele										

TEAM AND PLAYER PERFORMANCES

Won	Total Atts	No. Name	Scoring Skills	Won	Total Atts	No. Name
44	76	Total Team	Attack	41	74	Total Team
14	26	9 LEON		9	17	5 JUANTORENA
12	19	6 KUREK		9	18	18 MICHIELETTO
8	14	14 SLIWKA		7	16	9 ZAYTSEV
3	36	Total Team	Block	3	37	Total Team
2	12	1 NOWAKOWSKI		2	4	15 SBERTOLI
1	4	9 LEON		1	8	14 GALASSI
8	74	Total Team	Serve	1	66	Total Team
3	12	9 LEON		1	10	15 SBERTOLI
2	13	20 BIENIEK				
			Opponent Error	19		Total Team
21		Total Team		64	177	Total Team
76	186	Total Team	Best Scorer	9	31	5 JUANTORENA
18	42	9 LEON	Fastest Serve	124 km/h		17 ANZANI
128 km/h		9 LEON				

Legend:			
(c)	Team Captain	Atts	Attempts
L	Libero	L	Substitute libero
MB	Middle Blocker	n	Starting line-up where n = starting position on court (i.e. positions 1 to 6)
nn	Substitute where nn = shirt number of outgoing player	No.	Shirt number
O	Opposite	OH	Outside Hitter
Pos.	Playing position	Pts	Points scored
S	Setter		



Match Results

試合結果 / Résultats du match

Match 11

JPN vs CAN
3 1

Match Duration: 2h 17min

Team	Sets	1	2	3	4	Total
JPN	3	23	25	25	25	98
CAN	1	25	23	23	20	91
	Playing Time	29min	32min	32min	35min	2h 8min

1st Referee: RAPISARDA Daniele (ITA)

2nd Referee: ROLF Pati (USA)

Challenge Referee: BOUDAYA Taoufik (TUN)

JPN - Japan		Line-up					Points by Set					Pts	
No.	Name	Pos.	1	2	3	4	5	1	2	3	4		5
1	SHIMIZU	O			12	12							
2	ONODERA	MB	5	4	5	4		1	3	3	2		9
3	FUJII	S											
6	YAMAUCHI	MB	2	1	2	1		2	1	1	2		6
11	NISHIDA	O	3	2	3	2		5	7	8	3		23
12	SEKITA	S	6	5	6	5		1	1				2
14	ISHIKAWA (c)	OH	1	6	1	6		6	4	6	6		22
15	LEE	MB				2							
17	TAKANASHI	OH	21	21	21	21			1				1
19	OTSUKA	OH											
20	YAMAMOTO	L	L	L	L	L							
21	R. TAKAHASHI	OH	4	3	4	3		3	2	2	3		10
Head Coach:		NAKAGAICHI Yuichi											
Assistant Coach:		BLAIN Philippe (FRA) / MURASHIMA Yosuke											

CAN - Canada		Line-up					Points by Set					Pts	
No.	Name	Pos.	1	2	3	4	5	1	2	3	4		5
1	TJ	S	2	2	1								1
2	PERRIN (c)	OH	3	3	2	1		6	4	5	7		22
3	MARSHALL	OH											
4	HOAG	OH	12	12	5	4					5	2	7
7	MAAR	OH	6	6				5	1				6
9	BLANKENAU	S	13		1	6		1		2			3
10	SCLATER	O	1	1	12	12							
12	VANBERKEL	MB	4	4	6	5		2	4		1		7
13	VERNON	O	5	5	4	3		1	3	4	4		12
17	VIGRASS	MB	1	1	3			1	1	1			3
19	BANN	L	L	L	L	L							
20	SZWARC	MB	17	17	2								
Head Coach:		HOAG Glenn											
Assistant Coach:		LEWIS Dan / BROUSSEAU Gino / COOK Michael											

TEAM AND PLAYER PERFORMANCES

Won	Total Atts	No. Name	Scoring Skills	Won	Total Atts	No. Name
67	121	Total Team	Attack	53	106	Total Team
22	40	14 ISHIKAWA		20	31	2 PERRIN
21	34	11 NISHIDA		10	22	13 VERNON
10	23	21 R. TAKAHASHI		7	17	4 HOAG
3	51	Total Team	Block	6	58	Total Team
3	17	2 ONODERA		2	10	13 VERNON
				2	6	9 BLANKENAU
				1	15	12 VANBERKEL
3	97	Total Team	Serve	2	92	Total Team
2	17	11 NISHIDA		1	10	1 TJ
1	23	6 YAMAUCHI		1	17	2 PERRIN
25		Total Team	Opponent Error	30		Total Team
98	269	Total Team		91	256	Total Team
23	57	11 NISHIDA	Best Scorer	22	57	2 PERRIN
120 km/h		11 NISHIDA	Fastest Serve	123 km/h		13 VERNON

Legend:		Atts	
(c)	Team Captain	L	Substitute libero
L	Libero	n	Starting line-up where n = starting position on court (i.e. positions 1 to 6)
MB	Middle Blocker	No.	Shirt number
nn	Substitute where nn = shirt number of outgoing player	OH	Outside Hitter
O	Opposite	Pts	Points scored
Pos.	Playing position		
S	Setter		



Match Results

試合結果 / Résultats du match

Match 13

CAN vs IRI
3 0

Match Duration: 1h 28min

Team	Sets	1	2	3	Total
CAN	3	25	25	25	75
IRI	0	16	20	22	58
Playing Time		24min	26min	31min	1h 21min

1st Referee: MACIAS Luis Gerardo (MEX)

2nd Referee: TURCI Paulo (BRA)

Challenge Referee: NEDERHOED Jacobus (NED)

CAN - Canada														
No.	Name	Pos.	Line-up					Points by Set					Pts	
			1	2	3	4	5	1	2	3	4	5		
1	TJ	S	6	6	6									
2	PERRIN (c)	OH	1	1	1		6	4	6					16
3	MARSHALL	OH												
4	HOAG	OH	4	4	4		4	7	4					15
7	MAAR	OH												
9	BLANKENAU	S		1	10									
10	SCLATER	O	3	3	3		2	6	3					11
12	VANBERKEL	MB	2	2	2		3	1	3					7
13	VERNON	O		10	1									
17	VIGRASS	MB	5	5	5		2	2	1					5
19	BANN	L	L	L	L									
20	SZWARC	MB												
Head Coach: HOAG Glenn														
Assistant Coach: LEWIS Dan / BROUSSEAU Gino / COOK Michael														

IRI - Islamic Rep. of Iran														
No.	Name	Pos.	Line-up					Points by Set					Pts	
			1	2	3	4	5	1	2	3	4	5		
2	MILAD	OH	1	1	1		3	4	5					12
4	S. MAROUF (c)	S	6	6	6									
6	SEYED	MB	5	5	5			1	4					5
9	M. GHOLAMI	MB	15											
10	A. GHAFOUR	O	3	3	3		2	5	6					13
11	S. KAZEMI	O	4	15	15									
12	SHARIFI	OH												
15	MOJARAD	MB	2	2	2		3	1	1					5
17	SALEHI	OH	4	4	4		2	4	3					9
19	M. MARANDI	L	L	L	L									
21	A. SALEHI	OH			17									
24	KARIMI	S	10		4									
Head Coach: ALEKNO Vladimir (RUS)														
Assistant Coach: TOTOLO Tomaso (ITA) / TONDRAVAN Mohammadreza														

TEAM AND PLAYER PERFORMANCES

Won	Total Atts	No. Name	Scoring Skills	Won	Total Atts	No. Name
40	70	Total Team	Attack	33	79	Total Team
14	22	2 PERRIN		12	25	10 A. GHAFOUR
12	20	4 HOAG		8	17	17 SALEHI
10	20	10 SCLATER		6	18	2 MILAD
10	39	Total Team	Block	5	38	Total Team
4	11	12 VANBERKEL		2	9	15 MOJARAD
2	7	2 PERRIN		1	3	2 MILAD
2	9	17 VIGRASS		1	9	6 SEYED
4	73	Total Team	Serve	6	60	Total Team
1	19	12 VANBERKEL		5	16	2 MILAD
1	13	17 VIGRASS		1	9	10 A. GHAFOUR
1	10	10 SCLATER				
21		Total Team	Opponent Error	14		Total Team
75	182	Total Team		58	177	Total Team
16	39	2 PERRIN	Best Scorer	13	39	10 A. GHAFOUR
113 km/h		10 SCLATER	Fastest Serve	111 km/h		10 A. GHAFOUR

Legend:			
(c)	Team Captain	Atts	Attempts
L	Libero	L	Substitute libero
MB	Middle Blocker	n	Starting line-up where n = starting position on court (i.e. positions 1 to 6)
nn	Substitute where nn = shirt number of outgoing player	No.	Shirt number
O	Opposite	OH	Outside Hitter
Pos.	Playing position	Pts	Points scored
S	Setter		



Match Results

試合結果 / Résultats du match

Match 16

POL vs VEN
3 1

Match Duration: 1h 49min

Team	Sets	1	2	3	4	Total
POL	3	25	25	18	25	93
VEN	1	16	13	25	15	69
	Playing Time	25min	24min	26min	25min	1h 40min

1st Referee: ALROUSI Hamid (UAE)

2nd Referee: MURANAKA Shin (JPN)

Challenge Referee: BOUDAYA Taoufik (TUN)

POL - Poland

No.	Name	Pos.	Line-up					Points by Set					Pts
			1	2	3	4	5	1	2	3	4	5	
1	NOWAKOWSKI	MB											
5	KACZMAREK	O	3	3	3			2	3	2			7
6	KUREK	O			11	3					1		1
9	LEON	OH											
11	DRZYZGA	S	6	6	6	6			1	2			3
12	LOMACZ	S			5	11							
13	KUBIAK (c)	OH	1	1	1	1		1	3	2	3		9
14	SLIWKA	OH											
15	KOCHANOWSKI	MB	2	2	2	2		2	3	2	4		11
16	SEMENIUK	OH	4	4	4	4		7	3	4	10		24
17	ZATORSKI	L	L	L	L	L							
20	BIENIEK	MB	5	5	5	5		4	5	2	3		14

Head Coach: HEYNEN Vital (BEL)

Assistant Coach: GOGOL Michal / PAWLIK Sebastian

VEN - Venezuela

No.	Name	Pos.	Line-up					Points by Set					Pts
			1	2	3	4	5	1	2	3	4	5	
1	ARMANDO	S	5		15								1
3	FERNANDO	OH					19						
4	MATA	L	L	L	L	L							
5	EMERSON	O	3	3	9				5	1			6
6	ORAMAS	MB		11	2	2					1		1
7	VALENCIA	MB	5	5	5	5				3	3		6
9	CHEMA (c)	S	6	6	6	6					1		1
11	VERDI	MB	2	2									
14	CANELO	OH	17	17		17							
15	MAITA	O	9	5	3	3			2	4	3		9
17	FAYOLA	OH	1	1	1	1		3	3	5	2		13
19	WILLNER	OH	4	4	4	4		3	3	5			11

Head Coach: SARTI Ronald

Assistant Coach: MONTES de OCA Humberto

TEAM AND PLAYER PERFORMANCES

Won	Total Atts	No. Name	Scoring Skills	Won	Total Atts	No. Name
53	86	Total Team	Attack	40	78	Total Team
18	28	16 SEMENIUK		12	20	17 FAYOLA
10	14	20 BIENIEK		9	18	19 WILLNER
9	13	15 KOCHANOWSKI		9	14	15 MAITA
5	38	Total Team	Block	4	30	Total Team
2	11	20 BIENIEK		2	10	7 VALENCIA
1	6	15 KOCHANOWSKI		1	6	17 FAYOLA
1	2	5 KACZMAREK	1	3	19 WILLNER	
11	92	Total Team	Serve	4	70	Total Team
6	23	16 SEMENIUK		1	12	9 CHEMA
2	13	20 BIENIEK		1	10	19 WILLNER
1	15	15 KOCHANOWSKI	1	4	5 EMERSON	
24		Total Team	Opponent Error	21		Total Team
93	216	Total Team	Total	69	178	Total Team
24	55	16 SEMENIUK	Best Scorer	13	34	17 FAYOLA
118 km/h		5 KACZMAREK	Fastest Serve	119 km/h		19 WILLNER

Legend:			
(c)	Team Captain	Atts	Attempts
L	Libero	L	Substitute libero
MB	Middle Blocker	n	Starting line-up where n = starting position on court (i.e. positions 1 to 6)
nn	Substitute where nn = shirt number of outgoing player	No.	Shirt number
O	Opposite	OH	Outside Hitter
Pos.	Playing position	Pts	Points scored
S	Setter		



Match Results

試合結果 / Résultats du match

Match 17

JPN vs ITA
1 3

Match Duration: 2h 10min

Team	Sets	1	2	3	4	Total
JPN	1	20	17	25	21	83
ITA	3	25	25	23	25	98
	Playing Time	28min	29min	34min	30min	2h 1min

1st Referee: MOKRY Juraj (SVK)

2nd Referee: COLLADOS Fabrice (FRA)

Challenge Referee: KRAFT Heike (GER)

JPN - Japan		Line-up					Points by Set					Pts	
No.	Name	Pos.	1	2	3	4	5	1	2	3	4		5
1	SHIMIZU	O	12				3					1	1
2	ONODERA	MB	4	2	6	3		2		3	1		6
3	FUJII	S	11	12	1	4							
6	YAMAUCHI	MB	1	5	3			2					2
11	NISHIDA	O	2	6	4	1		3	4	6	5		18
12	SEKITA	S	5	3		11							
14	ISHIKAWA (c)	OH	6	4	2	5		5	3	8	6		22
15	LEE	MB		6	3	6			2		1		3
17	TAKANASHI	OH	21	21	5	2		2	2	2			6
19	OTSUKA	OH		14									
20	YAMAMOTO	L	L	L	L	L							
21	R. TAKAHASHI	OH	3	1		17			3		2		5
Head Coach:		NAKAGAICHI Yuichi											
Assistant Coach:		BLAIN Philippe (FRA) / MURASHIMA Yosuke											

ITA - Italy		Line-up					Points by Set					Pts	
No.	Name	Pos.	1	2	3	4	5	1	2	3	4		5
2	KOVAR	OH				5							
4	VETTORI	O											
5	JUANTORENA	OH	3	3	3	3		7	4	5	6		22
6	GIANNELLI	S	2	2	2	2				1			1
9	ZAYTSEV (c)	OH	5	5	5	5		4	6	4	4		18
11	PIANO	MB											
13	COLACI	L	L	L	L	L							
14	GALASSI	MB	1	1	1	1		2	3	1	5		11
15	SBERTOLI	S	17		17								
17	ANZANI	MB	4	4	4	4		4	6		1		11
18	MICHIELETTO	OH	6	6	6	6		6	2	5	3		16
19	LAVIA	OH											
Head Coach:		BLENGINI Gianlorenzo											
Assistant Coach:		VALENTINI Antonio / PAPI Samuele											

TEAM AND PLAYER PERFORMANCES

Won	Total Atts	No. Name	Scoring Skills	Won	Total Atts	No. Name
54	119	Total Team	Attack	62	105	Total Team
18	39	14 ISHIKAWA		19	35	5 JUANTORENA
17	36	11 NISHIDA		15	28	9 ZAYTSEV
5	10	17 TAKANASHI		14	23	18 MICHIELETTO
5	45	Total Team	Block	13	75	Total Team
3	10	14 ISHIKAWA		5	28	17 ANZANI
1	3	17 TAKANASHI		3	11	14 GALASSI
1	11	2 ONODERA		2	14	9 ZAYTSEV
4	84	Total Team	Serve	4	97	Total Team
2	14	2 ONODERA		1	18	6 GIANNELLI
1	16	14 ISHIKAWA		1	19	5 JUANTORENA
1	13	11 NISHIDA		1	12	18 MICHIELETTO
20		Total Team	Opponent Error	19		Total Team
83	248	Total Team		98	277	Total Team
22	65	14 ISHIKAWA	Best Scorer	22	67	5 JUANTORENA
124 km/h		11 NISHIDA	Fastest Serve	120 km/h		17 ANZANI

Legend:			
(c)	Team Captain	Atts	Attempts
L	Libero	L	Substitute libero
MB	Middle Blocker	n	Starting line-up where n = starting position on court (i.e. positions 1 to 6)
nn	Substitute where nn = shirt number of outgoing player	No.	Shirt number
O	Opposite	OH	Outside Hitter
Pos.	Playing position	Pts	Points scored
S	Setter		



Match Results

試合結果 / Résultats du match

Match 19

CAN vs VEN
3 0

Match Duration: 1h 20min

Team	Sets	1	2	3	Total
CAN	3	25	25	25	75
VEN	0	13	22	12	47
Playing Time		23min	29min	22min	1h 14min

1st Referee: ROLF Pati (USA)

2nd Referee: RODRIGUEZ Susana (ESP)

Challenge Referee: KRAFT Heike (GER)

CAN - Canada															
No.	Name	Pos.	Line-up					Points by Set					Pts		
			1	2	3	4	5	1	2	3	4	5			
1	TJ	S	6	6	1						1				1
2	PERRIN (c)	OH		1											
3	MARSHALL	OH													
4	HOAG	OH	1	1	2		3	8	5						16
7	MAAR	OH	4	4	5		8	2	5						15
9	BLANKENAU	S		7											
10	SCLATER	O	3	3			2	1							3
12	VANBERKEL	MB	2	2	3		3	3	3						9
13	VERNON	O		10	4			3	2						5
17	VIGRASS	MB	5	5	6		2	2	2						6
19	BANN	L	L	L	L										
20	SZWARC	MB													
Head Coach: HOAG Glenn															
Assistant Coach: LEWIS Dan / BROUSSEAU Gino / COOK Michael															

VEN - Venezuela															
No.	Name	Pos.	Line-up					Points by Set					Pts		
			1	2	3	4	5	1	2	3	4	5			
1	ARMANDO	S			9										
3	FERNANDO	OH													
4	MATA	L	L	L	L										
5	EMERSON	O	15	3	3		2	5	1						8
6	ORAMAS	MB			11										
7	VALENCIA	MB	5	5	5		2	3	2						7
9	CHEMA (c)	S	6	6	6										
11	VERDI	MB	2	2	2		2	2							4
14	CANELO	OH			19										
15	MAITA	O	3	9	5				1						1
17	FAYOLA	OH	1	1	1		2	4	3						9
19	WILLNER	OH	4	4	4		1	1							2
Head Coach: SARTI Ronald															
Assistant Coach: MONTES de OCA Humberto															

TEAM AND PLAYER PERFORMANCES

Won	Total Atts	No. Name	Scoring Skills	Won	Total Atts	No. Name
37	64	Total Team	Attack	25	76	Total Team
11	22	4 HOAG		8	18	17 FAYOLA
10	16	7 MAAR		7	21	5 EMERSON
5	9	13 VERNON		5	6	7 VALENCIA
12	42	Total Team	Block	4	27	Total Team
4	10	12 VANBERKEL		2	6	11 VERDI
3	8	7 MAAR		1	5	7 VALENCIA
2	2	4 HOAG		1	5	17 FAYOLA
6	73	Total Team	Serve	2	49	Total Team
3	12	4 HOAG		1	7	7 VALENCIA
2	11	7 MAAR		1	6	5 EMERSON
1	13	17 VIGRASS				
20		Total Team	Opponent Error	16		Total Team
75	179	Total Team		47	152	Total Team
16	36	4 HOAG	Best Scorer	9	32	17 FAYOLA
118 km/h		4 HOAG	Fastest Serve	118 km/h		11 VERDI

Legend:			
(c)	Team Captain	Atts	Attempts
L	Libero	L	Substitute libero
MB	Middle Blocker	n	Starting line-up where n = starting position on court (i.e. positions 1 to 6)
nn	Substitute where nn = shirt number of outgoing player	No.	Shirt number
O	Opposite	OH	Outside Hitter
Pos.	Playing position	Pts	Points scored
S	Setter		



Match Results

試合結果 / Résultats du match

Match 21

JPN vs POL
0 3

Match Duration: 1h 41min

Team	Sets	1	2	3	Total
JPN	0	22	21	24	67
POL	3	25	25	26	76
Playing Time		30min	30min	34min	1h 34min

1st Referee: CASAMIQUELA Hernan (ARG)

2nd Referee: LIU Jiang (CHN)

Challenge Referee: NEDERHOED Jacobus (NED)

JPN - Japan															
No.	Name	Pos.	Line-up					Points by Set					Pts		
			1	2	3	4	5	1	2	3	4	5			
1	SHIMIZU	O	12		12										
2	ONODERA	MB	4	3	1		2	1	2						5
3	FUJII	S													
6	YAMAUCHI	MB	1	6	4		2	2							4
11	NISHIDA	O	2	1	5		4	5	4						13
12	SEKITA	S	5	4	2			1	1						2
14	ISHIKAWA (c)	OH	6	5	3		4	7	5						16
15	LEE	MB			12										
17	TAKANASHI	OH	21	21	6				2						2
19	OTSUKA	OH													
20	YAMAMOTO	L	L	L	L										
21	R. TAKAHASHI	OH	3	2	17		4								4
Head Coach: NAKAGAICHI Yuichi															
Assistant Coach: BLAIN Philippe (FRA) / MURASHIMA Yosuke															

POL - Poland															
No.	Name	Pos.	Line-up					Points by Set					Pts		
			1	2	3	4	5	1	2	3	4	5			
1	NOWAKOWSKI	MB	20	20						2					2
5	KACZMAREK	O	14	11	11										
6	KUREK	O	2	2	2		4	3	4						11
9	LEON	OH	3	3	3		8	5	4						17
11	DRYZZGA	S	5	5	5										
12	LOMACZ	S			6										
13	KUBIAK (c)	OH													
14	SLIWKA	OH	6	6	6		4	4	5						13
15	KOCHANOWSKI	MB	1	1	1		3	4	4						11
16	SEMENIUK	OH			14										
17	ZATORSKI	L	L	L	L										
20	BIENIEK	MB	4	4	4		2	3	4						9
Head Coach: HEYNE Vital (BEL)															
Assistant Coach: GOGOL Michal / PAWLIK Sebastian															

TEAM AND PLAYER PERFORMANCES

Won	Total Atts	No. Name	Scoring Skills	Won	Total Atts	No. Name
38	78	Total Team	Attack	48	85	Total Team
13	27	14 ISHIKAWA		13	22	9 LEON
13	24	11 NISHIDA		13	22	14 SLIWKA
4	5	6 YAMAUCHI		9	23	6 KUREK
7	40	Total Team	Block	12	45	Total Team
2	4	14 ISHIKAWA		4	11	20 BIENIEK
2	6	12 SEKITA		4	12	15 KOCHANOWSKI
2	13	2 ONODERA	2	6	6 KUREK	
1	67	Total Team	Serve	3	76	Total Team
1	11	14 ISHIKAWA		2	12	9 LEON
			Opponent Error	1	3	1 NOWAKOWSKI
21		Total Team		13		Total Team
67	185	Total Team	Total	76	206	Total Team
16	42	14 ISHIKAWA	Best Scorer	17	40	9 LEON
127 km/h		6 YAMAUCHI	Fastest Serve	126 km/h		9 LEON

Legend:

(c) Team Captain
L Libero
MB Middle Blocker
nn Substitute where nn = shirt number of outgoing player
O Opposite
Pos. Playing position
S Setter

Atts Attempts
L Substitute libero
n Starting line-up where n = starting position on court (i.e. positions 1 to 6)
No. Shirt number
OH Outside Hitter
Pts Points scored



Match Results

試合結果 / Résultats du match

Match 23

ITA vs IRI
3 1

Match Duration: 2h 23min

Team	Sets	1	2	3	4	Total
ITA	3	30	25	21	25	101
IRI	1	28	21	25	21	95
	Playing Time	39min	31min	32min	31min	2h 13min

1st Referee: SIMONOVIC Vladimir (SRB)

2nd Referee: CESPEDES Denny (DOM)

Challenge Referee: BOUDAYA Taoufik (TUN)

ITA - Italy															
No.	Name	Pos.	Line-up					Points by Set					Pts		
			1	2	3	4	5	1	2	3	4	5			
2	KOVAR	OH	9	9			5								
4	VETTORI	O				9	5			2	3				5
5	JUANTORENA	OH	3	3	3	3		9	3	2	6				20
6	GIANNELLI	S	2	2	2	2		1	1		1				3
9	ZAYTSEV (c)	OH	5	5	5			5	6	1					12
11	PIANO	MB				17	4			2	2				4
13	COLACI	L	L	L	L										
14	GALASSI	MB	1	1	1	1		2	2	3	3				10
15	SBERTOLI	S	17	17			11								
17	ANZANI	MB	4	4	4			1	1	1					3
18	MICHIELETTO	OH	6	6	6	6		4	3	3	2				12
19	LAVIA	OH				18									
Head Coach: BLENGINI Gianlorenzo															
Assistant Coach: VALENTINI Antonio / MATTIOLI Francesco															

IRI - Islamic Rep. of Iran															
No.	Name	Pos.	Line-up					Points by Set					Pts		
			1	2	3	4	5	1	2	3	4	5			
2	MILAD	OH	4	1	4	5		2	1	4	5				12
4	S. MAROUF (c)	S	3	6	3										
6	SEYED	MB	2	5	2	3		3	3	1	1				8
9	M. GHOLAMI	MB													
10	A. GHAFOUR	O	6	3	6	15		8	3						11
11	S. KAZEMI	O	15	4	10	1			2	4	6				12
12	SHARIFI	OH	10	17				1	1						2
15	MOJARAD	MB	5	2	5	6		1	1	2	1				5
17	SALEHI	OH	1	4	1	2		4	3	5	2				14
19	M. MARANDI	L	L	L	L										
21	A. SALEHI	L	L	L	L										
24	KARIMI	S	4	15	4	4						1	1		2
Head Coach: ALEKNO Vladimir (RUS)															
Assistant Coach: TOTOLO Tomaso (ITA) / TONDRAVAN Mohammadreza															

TEAM AND PLAYER PERFORMANCES

Won	Total Atts	No. Name	Scoring Skills	Won	Total Atts	No. Name
54	113	Total Team	Attack	52	113	Total Team
18	32	5 JUANTORENA		13	26	17 SALEHI
9	14	14 GALASSI		10	24	10 A. GHAFOUR
9	22	9 ZAYTSEV		10	20	11 S. KAZEMI
10	66	Total Team	Block	9	62	Total Team
2	4	9 ZAYTSEV		2	16	15 MOJARAD
2	3	11 PIANO		2	13	6 SEYED
2	13	18 MICHIELETTO		2	8	2 MILAD
5	100	Total Team	Serve	5	96	Total Team
3	15	18 MICHIELETTO		2	20	2 MILAD
1	20	5 JUANTORENA		2	12	11 S. KAZEMI
1	11	9 ZAYTSEV		1	11	10 A. GHAFOUR
32		Total Team	Opponent Error	29		Total Team
101	279	Total Team		95	271	Total Team
20	58	5 JUANTORENA	Best Scorer	14	46	17 SALEHI
118 km/h		9 ZAYTSEV	Fastest Serve	118 km/h		10 A. GHAFOUR

Legend:			
(c)	Team Captain	Atts	Attempts
L	Libero	L	Substitute libero
MB	Middle Blocker	n	Starting line-up where n = starting position on court (i.e. positions 1 to 6)
nn	Substitute where nn = shirt number of outgoing player	No.	Shirt number
O	Opposite	OH	Outside Hitter
Pos.	Playing position	Pts	Points scored
S	Setter		



Match Results

試合結果 / Résultats du match

Match 25

POL vs CAN
3 0

Match Duration: 1h 22min

Team	Sets	1	2	3	Total
POL	3	25	25	25	75
CAN	0	15	21	16	52
Playing Time		22min	27min	26min	1h 15min

1st Referee: TURCI Paulo (BRA)

2nd Referee: ALROUSI Hamid (UAE)

Challenge Referee: KRAFT Heike (GER)

POL - Poland														
No.	Name	Pos.	Line-up					Points by Set					Pts	
			1	2	3	4	5	1	2	3	4	5		
1	NOWAKOWSKI	MB												
5	KACZMAREK	O	11	11	11					1	1			2
6	KUREK	O	2	2	3					6	5	6		17
9	LEON	OH	3	3	4					5	6	5		16
11	DRZYZGA	S	5	5	6					2	1			3
12	LOMACZ	S		6	6									
13	KUBIAK (c)	OH	6	6	1					2		2		4
14	SLIWKA	OH												
15	KOCHANOWSKI	MB	1	1	2					2	2	5		9
16	SEMENIUK	OH	13	13	13					1		2		3
17	ZATORSKI	L	L	L	L									
20	BIENIEK	MB	4	4	5					4	2	2		8
Head Coach: HEYNEN Vital (BEL)														
Assistant Coach: GOGOL Michal / PAWLIK Sebastian														

CAN - Canada														
No.	Name	Pos.	Line-up					Points by Set					Pts	
			1	2	3	4	5	1	2	3	4	5		
1	TJ	S	1	1	9									
2	PERRIN (c)	OH	2	2						2	4			6
3	MARSHALL	OH		13	4									
4	HOAG	OH	5	5	3					2	7			9
7	MAAR	OH			6							4		4
9	BLANKENAU	S			2							1		1
10	SCLATER	O			13							1		1
12	VANBERKEL	MB	3	3						2	2			4
13	VERNON	O	4	4	5					4	2	2		8
17	VIGRASS	MB	6	6	1					1		2		3
19	BANN	L	L	L	L									
20	SZWARC	MB			4							2		2
Head Coach: HOAG Glenn														
Assistant Coach: LEWIS Dan / BROUSSEAU Gino / COOK Michael														

TEAM AND PLAYER PERFORMANCES

Won	Total Atts	No. Name	Scoring Skills	Won	Total Atts	No. Name
42	65	Total Team	Attack	30	70	Total Team
11	17	6 KUREK		7	14	4 HOAG
10	15	9 LEON		6	12	2 PERRIN
8	8	20 BIENIEK		6	19	13 VERNON
13	42	Total Team	Block	4	22	Total Team
5	8	6 KUREK		2	7	12 VANBERKEL
4	12	15 KOCHANOWSKI		1	2	13 VERNON
1	2	5 KACZMAREK		1	2	20 SZWARC
7	73	Total Team	Serve	4	54	Total Team
5	18	9 LEON		2	9	4 HOAG
1	12	15 KOCHANOWSKI		1	7	13 VERNON
1	11	6 KUREK		1	9	17 VIGRASS
13		Total Team	Opponent Error	14		Total Team
75	180	Total Team		Total	52	146
17	36	6 KUREK	Best Scorer	9	24	4 HOAG
132 km/h		9 LEON	Fastest Serve	123 km/h		13 VERNON

Legend:			
(c)	Team Captain	Atts	Attempts
L	Libero	L	Substitute libero
MB	Middle Blocker	n	Starting line-up where n = starting position on court (i.e. positions 1 to 6)
nn	Substitute where nn = shirt number of outgoing player	No.	Shirt number
O	Opposite	OH	Outside Hitter
Pos.	Playing position	Pts	Points scored
S	Setter		



Match Results

試合結果 / Résultats du match

Match 28

ITA vs VEN
3 0

Match Duration: 1h 26min

Team	Sets	1	2	3	Total
ITA	3	25	25	25	75
VEN	0	22	15	17	54
Playing Time		30min	25min	25min	1h 20min

1st Referee: CASAMIQUELA Hernan (ARG)

2nd Referee: MYOI Sumie (JPN)

Challenge Referee: NEDERHOED Jacobus (NED)

ITA - Italy		Line-up					Points by Set					Pts	
No.	Name	Pos.	1	2	3	4	5	1	2	3	4		5
2	KOVAR	OH	4		4								
4	VETTORI	O	5	3	5			3	4	1			8
5	JUANTORENA	OH	3	1	3			7	3	7			17
6	GIANNELLI	S											
9	ZAYTSEV (c)	OH											
11	PIANO	MB	4	2	4			2	6	3			11
13	COLACI	L	L	L	L								
14	GALASSI	MB	1	5	1				1	3			4
15	SBERTOLI	S	2	6	2					1			1
17	ANZANI	MB											
18	MICHIELETTO	OH	6	4				3	4				7
19	LAVIA	OH	15	5	6			1	3	5			9
Head Coach:		BLENGINI Gianlorenzo											
Assistant Coach:		VALENTINI Antonio / MATTIOLI Francesco											

VEN - Venezuela		Line-up					Points by Set					Pts	
No.	Name	Pos.	1	2	3	4	5	1	2	3	4		5
1	ARMANDO	S	9	6									
3	FERNANDO	OH			17								
4	MATA	L	L	L	L								
5	EMERSON	O	3	3				5	1				6
6	ORAMAS	MB	11	2						1			1
7	VALENCIA	MB	5	5	5			2	2	3			7
9	CHEMA (c)	S	6	6									
11	VERDI	MB	2	2				3					3
14	CANELO	OH											
15	MAITA	O	5	3						1	4		5
17	FAYOLA	OH	1	1	1			5					5
19	WILLNER	OH	4	4	4			4	2	2			8
Head Coach:		SARTI Ronald											
Assistant Coach:		MONTES de OCA Humberto											

TEAM AND PLAYER PERFORMANCES

Won	Total Atts	No. Name	Scoring Skills	Won	Total Atts	No. Name
46	78	Total Team	Attack	30	75	Total Team
14	20	5 JUANTORENA		7	25	19 WILLNER
8	10	19 LAVIA		6	13	5 EMERSON
7	18	4 VETTORI		5	11	17 FAYOLA
9	40	Total Team	Block	5	29	Total Team
5	14	11 PIANO		3	12	7 VALENCIA
2	5	5 JUANTORENA		1	5	19 WILLNER
1	2	19 LAVIA		1	6	11 VERDI
2	73	Total Team	Serve		56	Total Team
1	17	5 JUANTORENA				
1	8	4 VETTORI				
18		Total Team	Opponent Error	19		Total Team
75	191	Total Team	Total	54	160	Total Team
17	42	5 JUANTORENA	Best Scorer	8	39	19 WILLNER
122 km/h		5 JUANTORENA	Fastest Serve	118 km/h		5 EMERSON

Legend:

(c) Team Captain
L Libero
MB Middle Blocker
nn Substitute where nn = shirt number of outgoing player
O Opposite
Pos. Playing position
S Setter

Atts Attempts
L Substitute libero
n Starting line-up where n = starting position on court (i.e. positions 1 to 6)
No. Shirt number
OH Outside Hitter
Pts Points scored



Match Results

試合結果 / Résultats du match

Match 29

JPN vs IRI
3 2

Match Duration: 2h 49min

Team	Sets	1	2	3	4	5	Total
JPN	3	25	20	29	25	15	114
IRI	2	21	25	31	22	13	112
Playing Time		28min	28min	49min	32min	20min	2h 37min

1st Referee: MOKRY Juraj (SVK)

2nd Referee: RAPISARDA Daniele (ITA)

Challenge Referee: BOUDAYA Taoufik (TUN)

JPN - Japan															
No.	Name	Pos.	Line-up					Points by Set					Pts		
			1	2	3	4	5	1	2	3	4	5			
1	SHIMIZU	O	12		12	12	12								
2	ONODERA	MB	3	4	6	5	5	1		1	2				4
3	FUJII	S		12											
6	YAMAUCHI	MB	6	1	3	2	2	2	2	3	1	1		9	
11	NISHIDA	O	1	2	4	3	3	5	5	12	5	3		30	
12	SEKITA	S	4	5	1	6	6			1				1	
14	ISHIKAWA (c)	OH	5	6	2	1	1	4	1	3	6	6		20	
15	LEE	MB													
17	TAKANASHI	OH	21		21	21	21								
19	OTSUKA	OH													
20	YAMAMOTO	L	L	L	L	L	L								
21	R. TAKAHASHI	OH	2	3	5	4	4	4	6	3	3	3		19	
Head Coach: NAKAGAICHI Yuichi															
Assistant Coach: BLAIN Philippe (FRA) / MURASHIMA Yosuke															

IRI - Islamic Rep. of Iran															
No.	Name	Pos.	Line-up					Points by Set					Pts		
			1	2	3	4	5	1	2	3	4	5			
2	MILAD	OH	1	1	1	1	1	2	2	3	4	3		14	
4	S. MAROUF (c)	S	6	6		24	6							1	
6	SEYED	MB	5	5	5	5	5	4	5	4		1		14	
9	M. GHOLAMI	MB													
10	A. GHAFOUR	O	3	3	2	11	3	2	2	5	4		13		
11	S. KAZEMI	O	15	4	3	3	4			5	5	1		11	
12	SHARIFI	OH													
15	MOJARAD	MB	2	2	2	2	2	2	1	3	1		7		
17	SALEHI	OH	4	4	4	4	4	4	7	8	7		26		
19	M. MARANDI	L	L	L	L	L	L								
21	A. SALEHI	L	L	L	L	L	L								
24	KARIMI	S	4	10	6	6	10				1			1	
Head Coach: ALEKNO Vladimir (RUS)															
Assistant Coach: TOTOLO Tomaso (ITA) / TONDRAVAN Mohammadreza															

TEAM AND PLAYER PERFORMANCES

Won	Total Atts	No. Name	Scoring Skills	Won	Total Atts	No. Name
68	136	Total Team	Attack	72	129	Total Team
24	37	11 NISHIDA		23	36	17 SALEHI
19	42	21 R. TAKAHASHI		13	32	2 MILAD
15	37	14 ISHIKAWA		12	21	10 A. GHAFOUR
8	60	Total Team	Block	9	53	Total Team
4	12	11 NISHIDA		5	15	6 SEYED
2	10	6 YAMAUCHI		1	3	11 S. KAZEMI
1	15	2 ONODERA		1	11	15 MOJARAD
7	115	Total Team	Serve	6	111	Total Team
4	25	14 ISHIKAWA		2	26	17 SALEHI
2	18	11 NISHIDA		1	17	2 MILAD
1	17	6 YAMAUCHI		1	10	24 KARIMI
31		Total Team	Opponent Error	25		Total Team
114	311	Total Team		112	293	Total Team
30	67	11 NISHIDA	Best Scorer	26	69	17 SALEHI
120 km/h		11 NISHIDA	Fastest Serve	122 km/h		11 S. KAZEMI

Legend:			
(c)	Team Captain	Atts	Attempts
L	Libero	L	Substitute libero
MB	Middle Blocker	n	Starting line-up where n = starting position on court (i.e. positions 1 to 6)
nn	Substitute where nn = shirt number of outgoing player	No.	Shirt number
O	Opposite	OH	Outside Hitter
Pos.	Playing position	Pts	Points scored
S	Setter		



Match Results

試合結果 / Résultats du match

Match 2 **BRA vs TUN** Match Duration: 1h 30min
3 0

Team	Sets	1	2	3	Total
BRA	3	25	25	25	75
TUN	0	22	20	15	57
Playing Time		29min	28min	24min	1h 21min

1st Referee: ALROUSI Hamid (UAE)

2nd Referee: COLLADOS Fabrice (FRA)

Challenge Referee: KRAFT Heike (GER)

BRA - Brazil																
No.	Name	Pos.	Line-up					Points by Set					Pts			
			1	2	3	4	5	1	2	3	4	5				
1	BRUNO (c)	S	2	2	2						2				2	
5	MAURICIO	OH				18						2			2	
6	FERNANDO	S	1	1	1											
8	WALLACE	O	5	5	5		3	6	4						13	
9	LEAL	OH	6	6			4								4	
12	ISAC	MB	1	1	1		1	2	4						7	
13	SOUZA	MB														
14	DOUGLAS	OH		9	6					5	5				10	
16	LUCAS	MB	4	4	4		1	4	2						7	
17	THALES	L	L	L	L											
18	LUCARELLI	OH	3	3	3		6	4							10	
21	ALAN	O	8		8				1						1	
Head Coach:			DAL ZOTTO Renan													
Assistant Coach:			SCHWANKE Carlos / TABACH Ricardo / BACCHI Renato													

TUN - Tunisia																
No.	Name	Pos.	Line-up					Points by Set					Pts			
			1	2	3	4	5	1	2	3	4	5				
2	KADHI A	MB	5	4	5						3	4	1		8	
3	BEN SLIMENE K	S	6	5	6						1				1	
6	B. OTHMEN M.	OH	4	3	4		4	2	1						7	
7	KARAMOSLI E	OH	11	6	1					1					1	
9	AGREBI O	MB	2	1	2					2	1				3	
10	NAGGA H.	O	2	15	15					1	2				3	
11	MOALLA I.	OH	1													
12	BEN CHEIKH M (c)	S														
13	MBAREKI.S	MB														
15	BEN TARA W	O	3	2	3					8	4	1			13	
19	BOUGUERRA.A	OH			7								1		1	
20	HMISSI S	L	L	L	L											
Head Coach:			GIACOBBE Antonio (ITA)													
Assistant Coach:			FEHRI Mrouane													

TEAM AND PLAYER PERFORMANCES

Won	Total Atts	No. Name	Scoring Skills	Won	Total Atts	No. Name
47	86	Total Team	Attack	28	73	Total Team
11	16	8 WALLACE		11	23	15 BEN TARA W
10	18	14 DOUGLAS		6	7	2 KADHI A
8	14	18 LUCARELLI		5	18	6 B. OTHMEN M.
5	40	Total Team	Block	8	48	Total Team
1	2	18 LUCARELLI		2	2	15 BEN TARA W
1	9	12 ISAC		2	10	9 AGREBI O
1	12	16 LUCAS		2	13	2 KADHI A
4	73	Total Team	Serve	1	59	Total Team
1	14	8 WALLACE		1	9	6 B. OTHMEN M.
1	9	1 BRUNO				
1	15	12 ISAC				
19		Total Team	Opponent Error	20		Total Team
75	199	Total Team		57	180	Total Team
13	34	8 WALLACE	Best Scorer	13	33	15 BEN TARA W
118 km/h		1 BRUNO	Fastest Serve	120 km/h		15 BEN TARA W

Legend:			
(c)	Team Captain	Atts	Attempts
L	Libero	L	Substitute libero
MB	Middle Blocker	n	Starting line-up where n = starting position on court (i.e. positions 1 to 6)
nn	Substitute where nn = shirt number of outgoing player	No.	Shirt number
O	Opposite	OH	Outside Hitter
Pos.	Playing position	Pts	Points scored
S	Setter		



Match Results

試合結果 / Résultats du match

Match 3

ROC vs ARG
3 1

Match Duration: 2h 9min

Team	Sets	1	2	3	4	Total
ROC	3	21	25	25	25	96
ARG	1	25	23	17	21	86
	Playing Time	28min	33min	29min	30min	2h 0min

1st Referee: CESPEDES Denny (DOM)

2nd Referee: TURCI Paulo (BRA)

Challenge Referee: NEDERHOED Jacobus (NED)

ROC - ROC		Line-up					Points by Set					Pts	
No.	Name	Pos.	1	2	3	4	5	1	2	3	4		5
1	PODLESNYKH	OH	4										
4	VOLVICH	MB	2	2	2	2		1	2	3	2		8
7	VOLKOV	OH	4	4	4	4		5	3	3	5		16
9	IAKOVLEV	MB	5	5	5	5		1	3	3	1		8
10	BOGDAN	OH											
11	PANKOV	S	24	4	4	4							
15	POLETAEV	O											
17	MIKHAYLOV	O	3	3	3	3		3	3	8	3		17
18	KLIUKA	OH	1	1	1	1		3	4	1	4		12
20	KURKAEV	MB											
24	KOBZAR (c)	S	6	6	6	6				1			1
27	GOLUBEV	L	L	L	L	L							
Head Coach:		SAMMELVUO Tuomas (FIN)											
Assistant Coach:		SHULEPOV Igor (RUS) / POPOV Denis (RUS)											

ARG - Argentina		Line-up					Points by Set					Pts	
No.	Name	Pos.	1	2	3	4	5	1	2	3	4		5
1	SANCHEZ	S	15	12									
2	PEREYRA	O	12	15					1	2			3
6	POGLAJEN	OH			7					1			1
7	CONTE	OH	3	3	3	1		3	2	2	2		9
8	LOSER	MB	1	1	1	5		4	1	1	1		7
9	DANANI	L	L	L	L	L							
11	SOLE	MB	4	4	4	2		1	5	1	4		11
12	LIMA	O	5	5	5	3		6	3	2	7		18
13	PALACIOS	OH	6	6	6	4		3	5	2	1		11
15	de CECCO (c)	S	2	2	2	6		1					1
17	MENDEZ	OH											
18	RAMOS	MB											
Head Coach:		MENDEZ Marcelo Rodolfo											
Assistant Coach:		DILEO Eduardo Horacio / EIRAS Ruben											

TEAM AND PLAYER PERFORMANCES

Won	Total Atts	No. Name	Scoring Skills	Won	Total Atts	No. Name
46	96	Total Team	Attack	50	109	Total Team
14	25	17 MIKHAYLOV		17	32	12 LIMA
13	27	7 VOLKOV		9	19	13 PALACIOS
10	20	18 KLIUKA		8	27	7 CONTE
13	57	Total Team	Block	7	47	Total Team
4	19	9 IAKOVLEV		3	17	11 SOLE
3	10	4 VOLVICH		1	1	2 PEREYRA
3	7	7 VOLKOV		1	5	13 PALACIOS
3	95	Total Team	Serve	4	87	Total Team
2	16	18 KLIUKA		1	17	11 SOLE
1	18	24 KOBZAR		1	14	7 CONTE
				1	13	13 PALACIOS
34		Total Team	Opponent Error	25		Total Team
96	248	Total Team		Total	86	243
17	51	17 MIKHAYLOV	Best Scorer	18	48	12 LIMA
126 km/h		9 IAKOVLEV	Fastest Serve	118 km/h		12 LIMA

Legend:			
(c)	Team Captain	Atts	Attempts
L	Libero	L	Substitute libero
MB	Middle Blocker	n	Starting line-up where n = starting position on court (i.e. positions 1 to 6)
nn	Substitute where nn = shirt number of outgoing player	No.	Shirt number
O	Opposite	OH	Outside Hitter
Pos.	Playing position	Pts	Points scored
S	Setter		



Match Results

試合結果 / Résultats du match

Match 6

USA vs FRA
3 0

Match Duration: 1h 31min

Team	Sets	1	2	3	Total
USA	3	25	25	25	75
FRA	0	18	18	22	58
Playing Time		28min	27min	30min	1h 25min

1st Referee: MAROSZEK Wojciech (POL)

2nd Referee: CASAMIQUELA Hernan (ARG)

Challenge Referee: BOUDAYA Taoufik (TUN)

USA - United States														
No.	Name	Pos.	Line-up					Points by Set					Pts	
			1	2	3	4	5	1	2	3	4	5		
1	ANDERSON	O	2	2	2			3	6	4				13
3	T. SANDER	OH	6	6	6			5	6	4				15
5	ENSING	O												
6	STAHL	MB												
7	K. SHOJI (c)	S												
8	DEFALCO	OH	3	3	3			5	3	2				10
11	CHRISTENSON	S	5	5	5			1						1
12	HOLT	MB	4	4	4			3	3	3				9
17	JAESCHKE	OH												
18	MUAGUTUTIA	OH												
20	SMITH	MB	1	1	1			5	1	2				8
22	E. SHOJI	L	L	L	L									
Head Coach:		SPERAW John												
Assistant Coach:		THORNTON Brian / BROCK Aaron												

FRA - France														
No.	Name	Pos.	Line-up					Points by Set					Pts	
			1	2	3	4	5	1	2	3	4	5		
1	CHINENYEZE	MB	2	1	5			4	1	1				6
2	GREBENNIKOV	L	L	L	L									
4	PATRY	O	3		6			1		7				8
6	TONIUTTI (c)	S	6											
7	TILLIE	OH	4	3	1			1	1					2
9	NGAPETH	OH	1	6	4			2	4	3				9
11	BRIZARD	S	4	5	3					1				1
12	BOYER	O	6	2				3	4					7
14	le GOFF	MB	5	4	2			2						2
16	BULTOR	MB												
17	CLEVENOT	OH			1					3				3
19	LOUATI	OH			14	14								
Head Coach:		TILLIE Laurent												
Assistant Coach:		JOSSERAND Arnaud / PERRONE Paolo												

TEAM AND PLAYER PERFORMANCES

Won	Total Atts	No. Name	Scoring Skills	Won	Total Atts	No. Name
50	80	Total Team	Attack	33	69	Total Team
13	20	1 ANDERSON		8	16	9 NGAPETH
12	19	3 T. SANDER		7	13	4 PATRY
9	21	8 DEFALCO		6	12	12 BOYER
5	30	Total Team	Block	2	32	Total Team
2	5	3 T. SANDER		1	4	12 BOYER
1	7	20 SMITH		1	8	1 CHINENYEZE
1	4	8 DEFALCO				
1	73	Total Team	Serve	3	60	Total Team
1	11	3 T. SANDER		1	5	4 PATRY
				1	11	11 BRIZARD
			Opponent Error	20		Total Team
19		Total Team		58	161	Total Team
75	183	Total Team				
15	35	3 T. SANDER	Best Scorer	9	31	9 NGAPETH
123 km/h		8 DEFALCO	Fastest Serve	125 km/h		9 NGAPETH

Legend:			
(c)	Team Captain	Atts	Attempts
L	Libero	L	Substitute libero
MB	Middle Blocker	n	Starting line-up where n = starting position on court (i.e. positions 1 to 6)
nn	Substitute where nn = shirt number of outgoing player	No.	Shirt number
O	Opposite	OH	Outside Hitter
Pos.	Playing position	Pts	Points scored
S	Setter		



Match Results

試合結果 / Résultats du match

Match 8

USA vs ROC
1 3

Match Duration: 2h 25min

Team	Sets	1	2	3	4	Total
USA	1	23	25	25	23	96
ROC	3	25	27	21	25	98
	Playing Time	34min	36min	30min	35min	2h 15min

1st Referee: MOKRY Juraj (SVK)

2nd Referee: LIU Jiang (CHN)

Challenge Referee: NEDERHOED Jacobus (NED)

USA - United States													
No.	Name	Pos.	Line-up					Points by Set					Pts
			1	2	3	4	5	1	2	3	4	5	
1	ANDERSON	O	6	5	4	3		5	4	3	3		15
3	T. SANDER	OH	4	3	2	1		5	2	5	5		17
5	ENSING	O				1							
6	STAHL	MB			20	2			2	3			5
7	K. SHOJI (c)	S				11							
8	DEFALCO	OH	1	6	5	18		4	3	1			8
11	CHRISTENSON	S	3	2	1	6		1	1	2			4
12	HOLT	MB	2	1	6	5			3	2	3		8
17	JAESCHKE	OH			12								
18	MUAGUTUTIA	OH			8	4				1			1
20	SMITH	MB	5	4	3			3	3				6
22	E. SHOJI	L	L	L	L	L							
Head Coach:			SPERAW John										
Assistant Coach:			THORNTON Brian / BROCK Aaron										

ROC - ROC													
No.	Name	Pos.	Line-up					Points by Set					Pts
			1	2	3	4	5	1	2	3	4	5	
1	PODLESNYKH	OH			4	9							
4	VOLVICH	MB	2	2	2	4		1	3	1	1		6
7	VOLKOV	OH	4	4	4	6		5	7	1	3		16
9	IAKOVLEV	MB	5	5	5	1		4	2	1	3		10
10	BOGDAN	OH			9								
11	PANKOV	S	4	4	24	2				3	1		4
15	POLETAEV	O	9	9	17	4		1					1
17	MIKHAYLOV	O	3	3	3	5		3	4		4		11
18	KLIUKA	OH	1	1	1	3		4		6	4		14
20	KURKAEV	MB											
24	KOBZAR (c)	S	6	6	6	11		1					1
27	GOLUBEV	L	L	L	L	L							
Head Coach:			SAMMELVUO Tuomas (FIN)										
Assistant Coach:			SHULEPOV Igor (RUS) / POPOV Denis (RUS)										

TEAM AND PLAYER PERFORMANCES

Won	Total Atts	No. Name	Scoring Skills	Won	Total Atts	No. Name
53	119	Total Team	Attack	46	107	Total Team
14	31	3 T. SANDER		12	28	7 VOLKOV
14	34	1 ANDERSON		11	26	18 KLIUKA
7	18	8 DEFALCO		10	33	17 MIKHAYLOV
6	42	Total Team	Block	10	59	Total Team
2	4	3 T. SANDER		2	12	4 VOLVICH
2	12	11 CHRISTENSON		2	8	7 VOLKOV
1	9	20 SMITH		2	5	18 KLIUKA
5	97	Total Team	Serve	7	97	Total Team
1	8	8 DEFALCO		3	11	11 PANKOV
1	14	11 CHRISTENSON		2	17	7 VOLKOV
1	17	1 ANDERSON		1	7	15 POLETAEV
32		Total Team	Opponent Error	35		Total Team
96	258	Total Team		98	263	Total Team
17	55	3 T. SANDER	Best Scorer	16	53	7 VOLKOV
117 km/h		1 ANDERSON	Fastest Serve	119 km/h		11 PANKOV

Legend:			
(c)	Team Captain	Atts	Attempts
L	Libero	L	Substitute libero
MB	Middle Blocker	n	Starting line-up where n = starting position on court (i.e. positions 1 to 6)
nn	Substitute where nn = shirt number of outgoing player	No.	Shirt number
O	Opposite	OH	Outside Hitter
Pos.	Playing position	Pts	Points scored
S	Setter		



Match Results

試合結果 / Résultats du match

Match 10

FRA vs TUN
3 0

Match Duration: 1h 28min

Team	Sets	1	2	3	Total
FRA	3	25	25	25	75
TUN	0	21	11	21	53
	Playing Time	27min	23min	32min	1h 22min

1st Referee: SIMONOVIC Vladimir (SRB)

2nd Referee: KANG Joo-Hee (KOR)

Challenge Referee: KRAFT Heike (GER)

FRA - France													
No.	Name	Pos.	Line-up					Points by Set					Pts
			1	2	3	4	5	1	2	3	4	5	
1	CHINENYEZE	MB	4	3	4			2	5	4			11
2	GREBENNIKOV	L	L	L	L								
4	PATRY	O	5	4	5			5	3	4			12
6	TONIUTTI (c)	S											
7	TILLIE	OH	14		1								
9	NGAPETH	OH	3	2	3			5	2	4			11
11	BRIZARD	S	2	1	2				1	1			2
12	BOYER	O											
14	le GOFF	MB	1	6	1			2	1	1			4
16	BULTOR	MB											
17	CLEVENOT	OH	6	5	6			6	3	3			12
19	LOUATI	OH		1	14								1
Head Coach: TILLIE Laurent													
Assistant Coach: JOSSERAND Arnaud / PERRONE Paolo													

TUN - Tunisia													
No.	Name	Pos.	Line-up					Points by Set					Pts
			1	2	3	4	5	1	2	3	4	5	
2	KADHI A	MB	5	4	2			2	2	1			5
3	BEN SLIMENE K	S	6	5	6			1					1
6	B. OTHMEN M.	OH	4	3				2					2
7	KARAMOSLI E	OH			1							2	2
9	AGREBI O	MB	2	1	5			2		1			3
10	NAGGA H.	O	9	15	3					1	5		6
11	MOALLA I.	OH	1	6	4			4	2	3			9
12	BEN CHEIKH M (c)	S											
13	MBAREKI.S	MB											
15	BEN TARA W	O	3	2				4		3			7
19	BOUGUERRA.A	OH		6	9								
20	HMISSI S	L	L	L	L								
Head Coach: GIACOBBE Antonio (ITA)													
Assistant Coach: FEHRI Mrouane													

TEAM AND PLAYER PERFORMANCES

Won	Total Atts	No. Name	Scoring Skills	Won	Total Atts	No. Name
41	69	Total Team	Attack	28	79	Total Team
11	17	4 PATRY		8	16	11 MOALLA I.
10	14	17 CLEVENOT		6	12	10 NAGGA H.
10	20	9 NGAPETH		5	16	15 BEN TARA W
8	46	Total Team	Block	5	42	Total Team
4	17	1 CHINENYEZE		2	5	15 BEN TARA W
2	7	17 CLEVENOT		2	15	2 KADHI A
2	11	14 le GOFF	1	2	11 MOALLA I.	
4	73	Total Team	Serve	2	55	Total Team
1	6	19 LOUATI		1	10	9 AGREBI O
1	11	4 PATRY		1	8	3 BEN SLIMENE K
1	14	9 NGAPETH				
22		Total Team	Opponent Error	18		Total Team
75	188	Total Team	Total	53	176	Total Team
12	29	17 CLEVENOT	Best Scorer	9	26	11 MOALLA I.
119 km/h		9 NGAPETH	Fastest Serve	112 km/h		15 BEN TARA W

Legend:			
(c)	Team Captain	Atts	Attempts
L	Libero	L	Substitute libero
MB	Middle Blocker	n	Starting line-up where n = starting position on court (i.e. positions 1 to 6)
nn	Substitute where nn = shirt number of outgoing player	No.	Shirt number
O	Opposite	OH	Outside Hitter
Pos.	Playing position	Pts	Points scored
S	Setter		



Match Results

試合結果 / Résultats du match

Match 12

BRA vs ARG
3 2

Match Duration: 2h 33min

Team	Sets	1	2	3	4	5	Total
BRA	3	19	21	25	25	16	106
ARG	2	25	25	16	21	14	101
Playing Time		27min	29min	28min	34min	23min	2h 21min

1st Referee: MURANAKA Shin (JPN)

2nd Referee: MACIAS Luis Gerardo (MEX)

Challenge Referee: BOUDAYA Taoufik (TUN)

BRA - Brazil															
No.	Name	Pos.	Line-up					Points by Set					Pts		
			1	2	3	4	5	1	2	3	4	5			
1	BRUNO (c)	S	6	3		8	6								
5	MAURICIO	OH		18		18	18								
6	FERNANDO	S	8	1	1	6	21			1				1	
8	WALLACE	O	3	6	4	3	1		5	2	6	1		14	
9	LEAL	OH	4	1	5	4	4		1	1	5	4	7	18	
12	ISAC	MB	5						2					2	
13	SOUZA	MB	12	2	6	5	5			1	1	1		3	
14	DOUGLAS	OH		9						4				4	
16	LUCAS	MB	2	5	3	2	2		3	2	4	1	1	11	
17	THALES	L	L	L	L	L	L								
18	LUCARELLI	OH	1	4	2	1	1		1	6	1	5	1	14	
21	ALAN	O	1	16		6	3				4	3		7	
Head Coach: DAL ZOTTO Renan															
Assistant Coach: SCHWANKE Carlos / TABACH Ricardo / BACCHI Renato															

ARG - Argentina															
No.	Name	Pos.	Line-up					Points by Set					Pts		
			1	2	3	4	5	1	2	3	4	5			
1	SANCHEZ	S			12	12									
2	PEREYRA	O			15	15					1			1	
6	POGLAJEN	OH				13									
7	CONTE	OH	1	1	1	3	3							15	
8	LOSER	MB	5	5	5	1	1		5	2	2	5	1	13	
9	DANANI	L	L	L	L	L	L								
11	SOLE	MB	2	2	2	4	4		2	1	1	1	1	6	
12	LIMA	O	3	3	3	5	5		7	6	3	6	4	26	
13	PALACIOS	OH	4	4	4	6	6		3	7	4	3	2	19	
15	de CECCO (c)	S	6	6	6	2	2							1	
17	MENDEZ	OH													
18	RAMOS	MB				15									
Head Coach: MENDEZ Marcelo Rodolfo															
Assistant Coach: DILEO Eduardo Horacio / EIRAS Ruben															

TEAM AND PLAYER PERFORMANCES

Won	Total Atts	No. Name	Scoring Skills	Won	Total Atts	No. Name
60	130	Total Team	Attack	68	135	Total Team
17	33	9 LEAL		22	39	12 LIMA
12	31	8 WALLACE		18	40	13 PALACIOS
9	13	16 LUCAS		14	27	7 CONTE
9	71	Total Team	Block	11	69	Total Team
3	5	18 LUCARELLI		4	19	8 LOSER
2	13	8 WALLACE		3	19	11 SOLE
1	2	6 FERNANDO		2	15	12 LIMA
5	106	Total Team	Serve	2	101	Total Team
3	23	18 LUCARELLI		2	17	12 LIMA
1	19	16 LUCAS				
1	17	9 LEAL				
32		Total Team	Opponent Error	20		Total Team
106	307	Total Team		101	305	Total Team
18	55	9 LEAL	Best Scorer	26	71	12 LIMA
121 km/h		9 LEAL	Fastest Serve	119 km/h		12 LIMA

Legend:			
(c)	Team Captain	Atts	Attempts
L	Libero	L	Substitute libero
MB	Middle Blocker	n	Starting line-up where n = starting position on court (i.e. positions 1 to 6)
nn	Substitute where nn = shirt number of outgoing player	No.	Shirt number
O	Opposite	OH	Outside Hitter
Pos.	Playing position	Pts	Points scored
S	Setter		



Match Results

試合結果 / Résultats du match

Match 14

USA vs TUN
3 1

Match Duration: 2h 2min

Team	Sets	1	2	3	4	Total
USA	3	25	23	25	25	98
TUN	1	14	25	14	23	76
	Playing Time	26min	32min	24min	30min	1h 52min

1st Referee: MAKSHANOV Evgeny (RUS)

2nd Referee: MYOI Sumie (JPN)

Challenge Referee: NEDERHOED Jacobus (NED)

USA - United States													
No.	Name	Pos.	Line-up					Points by Set					Pts
			1	2	3	4	5	1	2	3	4	5	
1	ANDERSON	O	1	1	2	1		2	3	3	1		9
3	T. SANDER	OH	5	5	6	5		3	5	2	7		17
5	ENSING	O											
6	STAHL	MB			1	6			4	4			8
7	K. SHOJI (c)	S											
8	DEFALCO	OH	2	2	3	2		6	5	7	6		24
11	CHRISTENSON	S	4	4	5	4			2				2
12	HOLT	MB	3	3	4	3		6	2	4	4		16
17	JAESCHKE	OH			3					1			1
18	MUAGUTUTIA	OH		8									
20	SMITH	MB	6	6				4					4
22	E. SHOJI	L	L	L	L	L							
Head Coach:			SPERAW John										
Assistant Coach:			THORNTON Brian / BROCK Aaron										

TUN - Tunisia														
No.	Name	Pos.	Line-up					Points by Set					Pts	
			1	2	3	4	5	1	2	3	4	5		
2	KADHI A	MB	5	1	1	1			2					2
3	BEN SLIMENE K	S	6	2	2	2			1	1				2
6	B. OTHMEN M.	OH	4	6	6	6		1	2	2	2			7
7	KARAMOSLI E	OH		9		6								
9	AGREBI O	MB	2	4	4			2	1					3
10	NAGGA H.	O		15					7					7
11	MOALLA I.	OH	1	3	3	3		2	3	2	1			8
12	BEN CHEIKH M (c)	S												
13	MBAREKI.S	MB			9	4					3			3
15	BEN TARA W	O	3	5	5	5		4	4	8				16
19	BOUGUERRA.A	OH				2								
20	HMISSI S	L	L	L	L	L								
Head Coach:			GIACOBBE Antonio (ITA)											
Assistant Coach:			FEHRI Mrouane											

TEAM AND PLAYER PERFORMANCES

Won	Total Atts	No. Name	Scoring Skills	Won	Total Atts	No. Name
66	110	Total Team	Attack	41	97	Total Team
21	36	8 DEFALCO		13	34	15 BEN TARA W
14	20	3 T. SANDER		8	18	11 MOALLA I.
13	18	12 HOLT		7	10	10 NAGGA H.
9	54	Total Team	Block	6	59	Total Team
3	12	12 HOLT		3	9	9 AGREBI O
2	8	8 DEFALCO		2	13	15 BEN TARA W
1	1	17 JAESCHKE	1	4	6 B. OTHMEN M.	
6	97	Total Team	Serve	1	77	Total Team
2	12	3 T. SANDER		1	8	15 BEN TARA W
1	5	20 SMITH				
1	17	8 DEFALCO				
17		Total Team	Opponent Error	28		Total Team
98	261	Total Team	Total	76	233	Total Team
24	61	8 DEFALCO	Best Scorer	16	55	15 BEN TARA W
122 km/h		8 DEFALCO	Fastest Serve	117 km/h		15 BEN TARA W

Legend:			
(c)	Team Captain	Atts	Attempts
L	Libero	L	Substitute libero
MB	Middle Blocker	n	Starting line-up where n = starting position on court (i.e. positions 1 to 6)
nn	Substitute where nn = shirt number of outgoing player	No.	Shirt number
O	Opposite	OH	Outside Hitter
Pos.	Playing position	Pts	Points scored
S	Setter		



Match Results

試合結果 / Résultats du match

Match 15

ARG vs FRA
3 2

Match Duration: 2h 22min

Team	Sets	1	2	3	4	5	Total
ARG	3	23	25	25	15	15	103
FRA	2	25	17	20	25	13	100
Playing Time		28min	27min	29min	28min	17min	2h 9min

1st Referee: LIU Jiang (CHN)

2nd Referee: RAPISARDA Daniele (ITA)

Challenge Referee: BOUDAYA Taoufik (TUN)

ARG - Argentina															
No.	Name	Pos.	Line-up					Points by Set					Pts		
			1	2	3	4	5	1	2	3	4	5			
1	SANCHEZ	S	12			12	12								
2	PEREYRA	O	15			15									1
6	POGLAJEN	OH	13	6	6	6	1				3	6	5	2	16
7	CONTE	OH	1	3	3	3	4				5	3	3	5	16
8	LOSER	MB	5	1	1	1	5				1	4	4	3	13
9	DANANI	L	L	L	L	L	L								
11	SOLE	MB	2	4	4	4	2				1	2	3	1	7
12	LIMA	O	3	5	5	5	3				6	5	4	2	18
13	PALACIOS	OH	4								1				1
15	de CECCO (c)	S	6	2	2	2	6								1
17	MENDEZ	OH													
18	RAMOS	MB			15	8	15								
Head Coach: MENDEZ Marcelo Rodolfo															
Assistant Coach: DILEO Eduardo Horacio / EIRAS Ruben															

FRA - France																
No.	Name	Pos.	Line-up					Points by Set					Pts			
			1	2	3	4	5	1	2	3	4	5				
1	CHINENYEZE	MB	5	4	2	3	2					1	3	2	1	7
2	GREBENNIKOV	L	L	L	L	L	L									
4	PATRY	O	6	5	3	4	3									
6	TONIUTTI (c)	S			11	1	6								1	
7	TILLIE	OH	1	1			1									
9	NGAPETH	OH	4	3	1	2	1				1	5	2	3	3	
11	BRIZARD	S	3	2	6										1	
12	BOYER	O					6									
14	le GOFF	MB	2	1	5	6	5				2		2	3	1	
16	BULTOR	MB														
17	CLEVENOT	OH	1	6	4	5	4				6	4	4	7	3	
19	LOUATI	OH			14											
Head Coach: TILLIE Laurent																
Assistant Coach: JOSSERAND Arnaud / PERRONE Paolo																

TEAM AND PLAYER PERFORMANCES

Won	Total Atts	No. Name	Scoring Skills	Won	Total Atts	No. Name
57	118	Total Team	Attack	62	113	Total Team
14	26	6 POGLAJEN		20	30	17 CLEVENOT
14	26	12 LIMA		17	33	4 PATRY
13	32	7 CONTE		14	31	9 NGAPETH
10	67	Total Team	Block	13	64	Total Team
3	12	8 LOSER		4	12	4 PATRY
2	10	6 POGLAJEN		3	6	17 CLEVENOT
2	12	7 CONTE		3	12	1 CHINENYEZE
6	102	Total Team	Serve	2	101	Total Team
3	19	12 LIMA		1	18	4 PATRY
2	13	8 LOSER		1	18	17 CLEVENOT
1	21	7 CONTE				
30		Total Team	Opponent Error	23		Total Team
103	287	Total Team		100	278	Total Team
18	54	12 LIMA	Best Scorer	24	54	17 CLEVENOT
124 km/h		7 CONTE	Fastest Serve	119 km/h		9 NGAPETH

Legend:			
(c)	Team Captain	Atts	Attempts
L	Libero	L	Substitute libero
MB	Middle Blocker	n	Starting line-up where n = starting position on court (i.e. positions 1 to 6)
nn	Substitute where nn = shirt number of outgoing player	No.	Shirt number
O	Opposite	OH	Outside Hitter
Pos.	Playing position	Pts	Points scored
S	Setter		



Match Results

試合結果 / Résultats du match

Match 18

BRA vs ROC
0 3

Match Duration: 1h 34min

Team	Sets	1	2	3	Total
BRA	0	22	20	20	62
ROC	3	25	25	25	75
Playing Time		30min	28min	29min	1h 27min

1st Referee: MAROSZEK Wojciech (POL)

2nd Referee: SIMONOVIC Vladimir (SRB)

Challenge Referee: KRAFT Heike (GER)

BRA - Brazil														
No.	Name	Pos.	Line-up					Points by Set					Pts	
			1	2	3	4	5	1	2	3	4	5		
1	BRUNO (c)	S	6	6	3									
5	MAURICIO	OH				9								
6	FERNANDO	S	8	1	8									
8	WALLACE	O	3	3	6		5	1					6	
9	LEAL	OH	4	4	1		3	2					5	
12	ISAC	MB	13											
13	SOUZA	MB	5	5	2		1	4	2				7	
14	DOUGLAS	OH		18	4			4	2				6	
16	LUCAS	MB	2	2	5		4	2	3				9	
17	THALES	L	L	L	L									
18	LUCARELLI	OH	1	1			2						2	
21	ALAN	O	1		1				2				2	
Head Coach: DAL ZOTTO Renan														
Assistant Coach: SCHWANKE Carlos / TABACH Ricardo / BACCHI Renato														

ROC - ROC														
No.	Name	Pos.	Line-up					Points by Set					Pts	
			1	2	3	4	5	1	2	3	4	5		
1	PODLESNYKH	OH												
4	VOLVICH	MB	2	2	2		1	3	3				7	
7	VOLKOV	OH	4	4	4		7	7	5				19	
9	IAKOVLEV	MB	5	5	5		6	2	2				10	
10	BOGDAN	OH												
11	PANKOV	S	4	4	4									
15	POLETAEV	O												
17	MIKHAYLOV	O	3	3	3		1	7	7				15	
18	KLIUKA	OH	1	1	1		3	1	4				8	
20	KURKAEV	MB												
24	KOBZAR (c)	S	6	6	6				1				1	
27	GOLUBEV	L	L	L	L									
Head Coach: SAMMELVUO Tuomas (FIN)														
Assistant Coach: SHULEPOV Igor (RUS) / POPOV Denis (RUS)														

TEAM AND PLAYER PERFORMANCES

Won	Total Atts	No. Name	Scoring Skills	Won	Total Atts	No. Name
28	79	Total Team	Attack	44	83	Total Team
6	12	14 DOUGLAS		14	28	17 MIKHAYLOV
6	8	16 LUCAS		13	25	7 VOLKOV
5	18	8 WALLACE	Block	6	13	18 KLIUKA
6	43	Total Team		12	38	Total Team
2	11	13 SOUZA		4	10	7 VOLKOV
2	13	16 LUCAS	Serve	4	11	9 IAKOVLEV
1	2	18 LUCARELLI		2	9	4 VOLVICH
3	63	Total Team		4	74	Total Team
1	11	9 LEAL	Opponent Error	2	12	7 VOLKOV
1	12	16 LUCAS		1	9	4 VOLVICH
1	9	13 SOUZA		1	13	18 KLIUKA
25		Total Team	Total	15		Total Team
62	185	Total Team		75	195	Total Team
9	33	16 LUCAS	Best Scorer	19	47	7 VOLKOV
123 km/h		9 LEAL	Fastest Serve	120 km/h		17 MIKHAYLOV

Legend:			
(c)	Team Captain	Atts	Attempts
L	Libero	L	Substitute libero
MB	Middle Blocker	n	Starting line-up where n = starting position on court (i.e. positions 1 to 6)
nn	Substitute where nn = shirt number of outgoing player	No.	Shirt number
O	Opposite	OH	Outside Hitter
Pos.	Playing position	Pts	Points scored
S	Setter		



Match Results

試合結果 / Résultats du match

Match 20

BRA vs USA
3 1

Match Duration: 2h 29min

Team	Sets	1	2	3	4	Total
BRA	3	30	25	25	25	105
USA	1	32	23	21	20	96
	Playing Time	44min	36min	29min	31min	2h 20min

1st Referee: RAPISARDA Daniele (ITA)

2nd Referee: MACIAS Luis Gerardo (MEX)

Challenge Referee: KRAFT Heike (GER)

BRA - Brazil														
No.	Name	Pos.	Line-up					Points by Set					Pts	
			1	2	3	4	5	1	2	3	4	5		
1	BRUNO (c)	S	2	6	6	6	6	1	1					2
5	MAURICIO	OH	9	9	9	9								
6	FERNANDO	S	8											
8	WALLACE	O	5	3	3	3	4	3	4	6			17	
9	LEAL	OH	6	4	4	4	4	3	5	6			18	
12	ISAC	MB		13				1					1	
13	SOUZA	MB	1	5	5	5		2	2				4	
14	DOUGLAS	OH												
16	LUCAS	MB	4	2	2	2	4	4	4				12	
17	THALES	L	L	L	L	L								
18	LUCARELLI	OH	3	1	1	1	4	4	5	6			19	
21	ALAN	O	1	8				1					1	
Head Coach: DAL ZOTTO Renan														
Assistant Coach: SCHWANKE Carlos / TABACH Ricardo / BACCHI Renato														

USA - United States														
No.	Name	Pos.	Line-up					Points by Set					Pts	
			1	2	3	4	5	1	2	3	4	5		
1	ANDERSON	O	2	5	6	1	11	4	4	3				22
3	T. SANDER	OH	6	3	4	5	6	2	5	5				18
5	ENSING	O												
6	STAHL	MB	1	1	2	3	1	4		2			7	
7	K. SHOJI (c)	S												
8	DEFALCO	OH	3	6	1	2	7	4	3	7			21	
11	CHRISTENSON	S	5	2	3	4	1			1			2	
12	HOLT	MB	4	4	5	6	2	5	2				9	
17	JAESCHKE	OH	12	12	12									
18	MUAGUTUTIA	OH		8										
20	SMITH	MB		1	6								2	
22	E. SHOJI	L	L	L	L	L								
Head Coach: SPERAW John														
Assistant Coach: THORNTON Brian / BROCK Aaron														

TEAM AND PLAYER PERFORMANCES

Won	Total Atts	No. Name	Scoring Skills	Won	Total Atts	No. Name
58	102	Total Team	Attack	70	128	Total Team
15	29	18 LUCARELLI		20	32	1 ANDERSON
15	28	9 LEAL		19	39	8 DEFALCO
15	25	8 WALLACE		16	31	3 T. SANDER
9	46	Total Team	Block	7	48	Total Team
4	13	16 LUCAS		2	4	11 CHRISTENSON
2	12	1 BRUNO		2	16	12 HOLT
2	5	9 LEAL		1	5	1 ANDERSON
7	104	Total Team	Serve	4	97	Total Team
4	22	18 LUCARELLI		2	20	3 T. SANDER
2	19	8 WALLACE		1	17	8 DEFALCO
1	18	9 LEAL		1	21	1 ANDERSON
31		Total Team	Opponent Error	15		Total Team
105	252	Total Team		96	273	Total Team
19	57	18 LUCARELLI	Best Scorer	22	58	1 ANDERSON
120 km/h		18 LUCARELLI	Fastest Serve	120 km/h		1 ANDERSON

Legend:			
(c)	Team Captain	Atts	Attempts
L	Libero	L	Substitute libero
MB	Middle Blocker	n	Starting line-up where n = starting position on court (i.e. positions 1 to 6)
nn	Substitute where nn = shirt number of outgoing player	No.	Shirt number
O	Opposite	OH	Outside Hitter
Pos.	Playing position	Pts	Points scored
S	Setter		



Match Results

試合結果 / Résultats du match

Match 22

ARG vs TUN
3 2

Match Duration: 2h 22min

Team	Sets	1	2	3	4	5	Total
ARG	3	23	23	25	25	15	111
TUN	2	25	25	19	18	8	95
	Playing Time	30min	33min	27min	24min	15min	2h 9min

1st Referee: MOKRY Juraj (SVK)

2nd Referee: MAROSZEK Wojciech (POL)

Challenge Referee: NEDERHOED Jacobus (NED)

ARG - Argentina															
No.	Name	Pos.	Line-up					Points by Set					Pts		
			1	2	3	4	5	1	2	3	4	5			
1	SANCHEZ	S	12												
2	PEREYRA	O	15												
6	POGLAJEN	OH		7					1						1
7	CONTE	OH	1	1	3	3	3		5	1	4	4	2		16
8	LOSER	MB	5	5	1	1	1		2	4	4	5			15
9	DANANI	L	L	L	L	L									
11	SOLE	MB		18	4	4	4			3	5	1			9
12	LIMA	O	3	3	5	5	5		4	8	5	4	6		27
13	PALACIOS	OH	4	4	6	6	6		3	3	1	2	1		10
15	de CECCO (c)	S	6	6	2	2	2			4					4
17	MENDEZ	OH													
18	RAMOS	MB	2	2					5						5
Head Coach:			MENDEZ Marcelo Rodolfo												
Assistant Coach:			DILEO Eduardo Horacio / EIRAS Ruben												

TUN - Tunisia															
No.	Name	Pos.	Line-up					Points by Set					Pts		
			1	2	3	4	5	1	2	3	4	5			
2	KADHI A	MB	4	4	4	4	1		3	3	2	2	2		12
3	BEN SLIMENE K	S	2	2	2	5	2		2		1				3
6	B. OTHMEN M.	OH	6	6	6	3	6		5	1	4	1	2		13
7	KARAMOSLI E	OH		2			11					1			1
9	AGREBI O	MB					1	4				1	2		3
10	NAGGA H.	O													
11	MOALLA I.	OH	3	3	3	6	3		2	2	4				8
12	BEN CHEIKH M (c)	S					3								
13	MBAREKI.S	MB	1	1	1	2			2	2	1				5
15	BEN TARA W	O	5	5	5	2	5		7	8	1	4	1		21
19	BOUGUERRA.A	OH				15	15					1	2		3
20	HMISSI S	L	L	L	L	L									
Head Coach:			GIACOBBE Antonio (ITA)												
Assistant Coach:			FEHRI Mrouane												

TEAM AND PLAYER PERFORMANCES

Won	Total Atts	No. Name	Scoring Skills	Won	Total Atts	No. Name
72	120	Total Team	Attack	60	115	Total Team
25	39	12 LIMA		20	40	15 BEN TARA W
15	30	7 CONTE		11	20	6 B. OTHMEN M.
9	18	13 PALACIOS		8	17	2 KADHI A
11	63	Total Team	Block	9	77	Total Team
5	14	8 LOSER		4	17	2 KADHI A
2	8	12 LIMA		2	8	6 B. OTHMEN M.
1	6	15 de CECCO		1	14	3 BEN SLIMENE K
4	110	Total Team	Serve		96	Total Team
1	10	18 RAMOS				
1	20	15 de CECCO				
1	17	11 SOLE				
24		Total Team	Opponent Error	26		Total Team
111	293	Total Team		95	288	Total Team
27	61	12 LIMA	Best Scorer	21	69	15 BEN TARA W
116 km/h		7 CONTE	Fastest Serve	119 km/h		15 BEN TARA W

Legend:			
(c)	Team Captain	Atts	Attempts
L	Libero	L	Substitute libero
MB	Middle Blocker	n	Starting line-up where n = starting position on court (i.e. positions 1 to 6)
nn	Substitute where nn = shirt number of outgoing player	No.	Shirt number
O	Opposite	OH	Outside Hitter
Pos.	Playing position	Pts	Points scored
S	Setter		



Match Results

試合結果 / Résultats du match

Match 24

ROC vs FRA
1 3

Match Duration: 1h 59min

Team	Sets	1	2	3	4	Total
ROC	1	21	25	17	20	83
FRA	3	25	20	25	25	95
	Playing Time	26min	27min	26min	30min	1h 49min

1st Referee: MURANAKA Shin (JPN)

2nd Referee: TURCI Paulo (BRA)

Challenge Referee: BOUDAYA Taoufik (TUN)

ROC - ROC		Line-up					Points by Set					Pts	
No.	Name	Pos.	1	2	3	4	5	1	2	3	4		5
1	PODLESNYKH	OH			7	6						6	6
4	VOLVICH	MB	2	2	2	4		2	4				6
7	VOLKOV	OH	4	4	4	3		5	2	2	1		10
9	IAKOVLEV	MB	5	5	5	1		1	7	1	1		10
10	BOGDAN	OH			4	7						2	2
11	PANKOV	S	4		24	17							
15	POLETAEV	O			9	24							
17	MIKHAYLOV	O	3	3	3	5		4	4	4	3		15
18	KLIUKA	OH	1	1	1			4	3	4			11
20	KURKAEV	MB				4					2		2
24	KOBZAR (c)	S	6	6	6	2							
27	GOLUBEV	L	L	L	L	L							
Head Coach:		SAMMELVUO Tuomas (FIN)											
Assistant Coach:		SHULEPOV Igor (RUS) / POPOV Denis (RUS)											

FRA - France		Line-up					Points by Set					Pts		
No.	Name	Pos.	1	2	3	4	5	1	2	3	4		5	
1	CHINENYEZE	MB	2	1	2	1					3	3	2	8
2	GREBENNIKOV	L	L	L	L	L								
4	PATRY	O	3	2	3	2		5	6	2	7		20	
6	TONIUTTI (c)	S	6	5	6	5								
7	TILLIE	OH												
9	NGAPETH	OH	1	6	1	6		5	3	6	4		18	
11	BRIZARD	S		4										
12	BOYER	O	6	6	6	6					1	1	2	
14	le GOFF	MB	5	4	5	4					1	4	6	
16	BULTOR	MB												
17	CLEVENOT	OH	4	3	4	3		6	4	4	3		17	
19	LOUATI	OH	14	14	14			1					1	
Head Coach:		TILLIE Laurent												
Assistant Coach:		JOSSERAND Arnaud / PERRONE Paolo												

TEAM AND PLAYER PERFORMANCES

Won	Total Atts	No. Name	Scoring Skills	Won	Total Atts	No. Name
46	110	Total Team	Attack	62	109	Total Team
10	21	18 KLIUKA		17	28	4 PATRY
10	27	17 MIKHAYLOV		17	31	9 NGAPETH
7	22	7 VOLKOV		16	30	17 CLEVENOT
11	61	Total Team	Block	9	49	Total Team
3	8	7 VOLKOV		3	7	4 PATRY
2	4	17 MIKHAYLOV		2	15	14 le GOFF
2	13	4 VOLVICH		2	8	1 CHINENYEZE
5	84	Total Team	Serve	1	94	Total Team
3	17	17 MIKHAYLOV		1	20	17 CLEVENOT
2	10	9 IAKOVLEV				
21		Total Team	Opponent Error	23		Total Team
83	255	Total Team		Total	95	252
15	48	17 MIKHAYLOV	Best Scorer	20	54	4 PATRY
121 km/h		18 KLIUKA	Fastest Serve	124 km/h		6 TONIUTTI

Legend:			
(c)	Team Captain	Atts	Attempts
L	Libero	L	Substitute libero
MB	Middle Blocker	n	Starting line-up where n = starting position on court (i.e. positions 1 to 6)
nn	Substitute where nn = shirt number of outgoing player	No.	Shirt number
O	Opposite	OH	Outside Hitter
Pos.	Playing position	Pts	Points scored
S	Setter		



Match Results

試合結果 / Résultats du match

Match 26

BRA vs FRA
3 2

Match Duration: 2h 50min

Team	Sets	1	2	3	4	5	Total
BRA	3	25	37	25	21	20	128
FRA	2	22	39	17	25	18	121
Playing Time		26min	51min	25min	29min	27min	2h 38min

1st Referee: MAROSZEK Wojciech (POL)

2nd Referee: LIU Jiang (CHN)

Challenge Referee: KRAFT Heike (GER)

BRA - Brazil														
No.	Name	Pos.	Line-up					Points by Set					Pts	
			1	2	3	4	5	1	2	3	4	5		
1	BRUNO (c)	S	6	6	6	6	6	1	1	1				3
5	MAURICIO	OH	9											
6	FERNANDO	S		8		8	8							
8	WALLACE	O	3	3	3	3	3	5	7	4	3	4	23	
9	LEAL	OH	4	4	4	4	4	3	4	6	2	5	20	
12	ISAC	MB				13	13							
13	SOUZA	MB	5	5	5	5	5	4	1	2			7	
14	DOUGLAS	OH		9					2				2	
16	LUCAS	MB	2	2	2	2	2	3	5	6	3	2	19	
17	THALES	L	L	L	L	L	L							
18	LUCARELLI	OH	1	1	1	1	1	5	6	3	3	4	21	
21	ALAN	O		1		1	1			1			1	
Head Coach: DAL ZOTTO Renan														
Assistant Coach: SCHWANKE Carlos / TABACH Ricardo / BACCHI Renato														

FRA - France														
No.	Name	Pos.	Line-up					Points by Set					Pts	
			1	2	3	4	5	1	2	3	4	5		
1	CHINENYEZE	MB	2	2	3	2	5	1	2	2	3			8
2	GREBENNIKOV	L	L	L	L	L	L							
4	PATRY	O	3	3	4	3	6	3	10	1	3	5	22	
6	TONIUTTI (c)	S	6	6	1	6	3							
7	TILLIE	OH		1	17		14						1	
9	NGAPETH	OH	1	1	2	1	4	4	10		9	6	29	
11	BRIZARD	S	4		4	6	6				1		1	
12	BOYER	O	6	6	6			1		2			3	
14	le GOFF	MB	5	5	6	5	2	2	2	3	1	1	9	
16	BULTOR	MB			14									
17	CLEVENOT	OH	4	4	5	4	1	3	4	2	5	2	16	
19	LOUATI	OH	1	14	9	1	1				1		1	
Head Coach: TILLIE Laurent														
Assistant Coach: JOSSERAND Arnaud / PERRONE Paolo														

TEAM AND PLAYER PERFORMANCES

Won	Total Atts	No. Name	Scoring Skills	Won	Total Atts	No. Name
79	147	Total Team	Attack	76	146	Total Team
20	39	8 WALLACE		26	50	9 NGAPETH
20	39	18 LUCARELLI		21	37	4 PATRY
18	34	9 LEAL		15	33	17 CLEVENOT
15	90	Total Team	Block	13	79	Total Team
7	26	16 LUCAS		5	16	14 le GOFF
3	17	1 BRUNO		3	28	1 CHINENYEZE
2	10	8 WALLACE		2	10	9 NGAPETH
2	127	Total Team	Serve	1	122	Total Team
1	27	18 LUCARELLI		1	21	9 NGAPETH
1	21	8 WALLACE				
32		Total Team	Opponent Error	31		Total Team
128	364	Total Team		121	347	Total Team
23	70	8 WALLACE	Best Scorer	29	81	9 NGAPETH
121 km/h		18 LUCARELLI	Fastest Serve	123 km/h		9 NGAPETH

Legend:			
(c)	Team Captain	Atts	Attempts
L	Libero	L	Substitute libero
MB	Middle Blocker	n	Starting line-up where n = starting position on court (i.e. positions 1 to 6)
nn	Substitute where nn = shirt number of outgoing player	No.	Shirt number
O	Opposite	OH	Outside Hitter
Pos.	Playing position	Pts	Points scored
S	Setter		



Match Results

試合結果 / Résultats du match

Match 27

ROC vs TUN
3 0

Match Duration: 1h 27min

Team	Sets	1	2	3	Total
ROC	3	25	25	25	75
TUN	0	20	22	16	58
Playing Time		27min	29min	25min	1h 21min

1st Referee: MACIAS Luis Gerardo (MEX)

2nd Referee: ROLF Pati (USA)

Challenge Referee: NEDERHOED Jacobus (NED)

ROC - ROC		Line-up					Points by Set					Pts	
No.	Name	Pos.	1	2	3	4	5	1	2	3	4		5
1	PODLESNYKH	OH		7	18			1	1				2
4	VOLVICH	MB	2	2				2	2				4
7	VOLKOV	OH	4	4	4			3	4	3			10
9	IAKOVLEV	MB	5	5	5			3	2	2			7
10	BOGDAN	OH											
11	PANKOV	S		17	17					1			1
15	POLETAEV	O		24	24			1	3				4
17	MIKHAYLOV	O	3	3	3			8	4	3			15
18	KLIUKA	OH	1	1	1			2	2	3			7
20	KURKAEV	MB			2								
24	KOBZAR (c)	S	6	6	6			1	2	1			4
27	GOLUBEV	L	L	L	L								
Head Coach:		SAMMELVUO Tuomas (FIN)											
Assistant Coach:		SHULEPOV Igor (RUS) / POPOV Denis (RUS)											

TUN - Tunisia		Line-up					Points by Set					Pts	
No.	Name	Pos.	1	2	3	4	5	1	2	3	4		5
2	KADHI A	MB	1	1	1			3	1				4
3	BEN SLIMENE K	S	2	2	2			1	1				2
6	B. OTHMEN M.	OH	6	6	6			1	3				4
7	KARAMOSLI E	OH											
9	AGREBI O	MB	4	4	4			2	1	1			4
10	NAGGA H.	O											
11	MOALLA I.	OH	3	3	3			5	3	3			11
12	BEN CHEIKH M (c)	S											
13	MBAREKI.S	MB											
15	BEN TARA W	O	5	5	5			6	1	7			14
19	BOUGUERRA.A	OH	15	6				2					2
20	HMISSI S	L	L	L	L								
Head Coach:		GIACOBBE Antonio (ITA)											
Assistant Coach:		FEHRI Mrouane											

TEAM AND PLAYER PERFORMANCES

Won	Total Atts	No. Name	Scoring Skills	Won	Total Atts	No. Name
42	76	Total Team	Attack	31	75	Total Team
12	19	17 MIKHAYLOV		13	28	15 BEN TARA W
6	16	7 VOLKOV		7	16	11 MOALLA I.
6	16	18 KLIUKA		4	12	6 B. OTHMEN M.
8	43	Total Team	Block	8	43	Total Team
2	8	7 VOLKOV		3	8	11 MOALLA I.
2	12	9 IAKOVLEV		2	12	2 KADHI A
2	6	17 MIKHAYLOV		1	7	3 BEN SLIMENE K
4	73	Total Team	Serve	2	60	Total Team
2	10	7 VOLKOV		1	10	9 AGREBI O
1	2	11 PANKOV		1	9	11 MOALLA I.
1	12	17 MIKHAYLOV				
21		Total Team	Opponent Error	17		Total Team
75	192	Total Team		58	178	Total Team
15	37	17 MIKHAYLOV	Best Scorer	14	36	15 BEN TARA W
119 km/h		11 PANKOV	Fastest Serve	105 km/h		3 BEN SLIMENE K

Legend:		Atts	
(c)	Team Captain	L	Substitute libero
L	Libero	n	Starting line-up where n = starting position on court (i.e. positions 1 to 6)
MB	Middle Blocker	No.	Shirt number
nn	Substitute where nn = shirt number of outgoing player	OH	Outside Hitter
O	Opposite	Pts	Points scored
Pos.	Playing position		
S	Setter		



Match Results

試合結果 / Résultats du match

Match 30

USA vs ARG
0 3

Match Duration: 1h 45min

Team	Sets	1	2	3	Total
USA	0	21	23	23	67
ARG	3	25	25	25	75
Playing Time		27min	35min	36min	1h 38min

1st Referee: CESPEDES Denny (DOM)

2nd Referee: SIMONOVIC Vladimir (SRB)

Challenge Referee: BOUDAYA Taoufik (TUN)

USA - United States														
No.	Name	Pos.	Line-up					Points by Set					Pts	
			1	2	3	4	5	1	2	3	4	5		
1	ANDERSON	O	4	6	2			2	5	4			11	
3	T. SANDER	OH	2	4	6			3	1	3			7	
5	ENSING	O	11											
6	STAHL	MB	6	2	1			2	4				6	
7	K. SHOJI (c)	S	1											
8	DEFALCO	OH	5	1	3			5	5	3			13	
11	CHRISTENSON	S	1	3	5									
12	HOLT	MB	3	5	4			1	3	3			7	
17	JAESCHKE	OH												
18	MUAGUTUTIA	OH												
20	SMITH	MB			6					2			2	
22	E. SHOJI	L	L	L	L									
Head Coach:			SPERAW John											
Assistant Coach:			THORNTON Brian / BROCK Aaron											

ARG - Argentina														
No.	Name	Pos.	Line-up					Points by Set					Pts	
			1	2	3	4	5	1	2	3	4	5		
1	SANCHEZ	S	12	12										
2	PEREYRA	O												
6	POGLAJEN	OH			13					2			2	
7	CONTE	OH	3	3	3			6	6	4			16	
8	LOSER	MB	1	1	1			5		3			8	
9	DANANI	L	L	L	L									
11	SOLE	MB	4	4	4			2	3	3			8	
12	LIMA	O	5	5	5			4	7	2			13	
13	PALACIOS	OH	6	6	6			3	1	1			5	
15	de CECCO (c)	S	2	2	2					1	1		2	
17	MENDEZ	OH												
18	RAMOS	MB	15	15						1			1	
Head Coach:			MENDEZ Marcelo Rodolfo											
Assistant Coach:			DILEO Eduardo Horacio / EIRAS Ruben											

TEAM AND PLAYER PERFORMANCES

Won	Total Atts	No. Name	Scoring Skills	Won	Total Atts	No. Name
38	83	Total Team	Attack	40	84	Total Team
11	23	1 ANDERSON		13	26	7 CONTE
10	25	8 DEFALCO		10	20	12 LIMA
6	10	12 HOLT		6	10	11 SOLE
7	40	Total Team	Block	8	36	Total Team
3	7	8 DEFALCO		3	10	12 LIMA
2	10	6 STAHL		1	6	13 PALACIOS
1	12	12 HOLT		1	1	18 RAMOS
1	68	Total Team	Serve	7	74	Total Team
1	9	6 STAHL		3	15	7 CONTE
				1	2	6 POGLAJEN
						8 LOSER
21		Total Team	Opponent Error	20		Total Team
67	191	Total Team		Total	75	194
13	46	8 DEFALCO	Best Scorer	16	45	7 CONTE
125 km/h		8 DEFALCO	Fastest Serve	121 km/h		7 CONTE

Legend:			
(c)	Team Captain	Atts	Attempts
L	Libero	L	Substitute libero
MB	Middle Blocker	n	Starting line-up where n = starting position on court (i.e. positions 1 to 6)
nn	Substitute where nn = shirt number of outgoing player	No.	Shirt number
O	Opposite	OH	Outside Hitter
Pos.	Playing position	Pts	Points scored
S	Setter		



Top Player Ranking by Skill

スキルランキング (トッププレイヤー) / Classement des meilleurs joueurs par aptitude

As of SAT 7 AUG 2021 at 23:50

BEST SCORERS

Rk	No.	Name	NOC	Pos.	Attack	Block	Serve	Total
1	12	LIMA Bruno	ARG	O	119	10	9	138
2	9	NGAPETH Earvin	FRA	OH	124	6	6	136
3	4	PATRY Jean	FRA	O	115	13	7	135
4	17	MIKHAYLOV Maxim	ROC	O	110	14	6	130
5	7	CONTE Facundo	ARG	OH	111	7	7	125
6	8	De SOUZA Wallace	BRA	O	94	15	5	114
7	17	CLEVENOT Trevor	FRA	OH	102	9	2	113
8	9	LEAL HIDALGO Yoandy	BRA	OH	93	6	5	104
9	18	SOUZA Ricardo Lucarelli	BRA	OH	82	7	12	101
10	18	KLIUKA Egor	ROC	OH	86	6	7	99
11	7	VOLKOV Dmitry	ROC	OH	73	18	6	97
12	16	SAATKAMP Lucas	BRA	MB	69	21	3	93
13	8	LOSER Agustin	ARG	MB	55	22	4	81
14	13	PALACIOS Ezequiel	ARG	OH	64	10	3	77
15	9	IAKOVLEV Ivan	ROC	MB	49	21	4	74
16	11	SOLE Sebastian	ARG	MB	49	14	3	66
17	1	CHINENYEZE Barthelemy	FRA	MB	42	20	-	62
18	14	le GOFF Nicolas	FRA	MB	33	20	-	53
19	13	De SOUZA Mauricio Luiz	BRA	MB	27	10	4	41
19	4	VOLVICH Artem	ROC	MB	29	11	1	41
21	14	CORREIA De SOUZA Douglas	BRA	OH	34	-	-	34
22	6	POGLAJEN Cristian	ARG	OH	25	2	1	28
23	1	PODLESNYKH Yaroslav	ROC	OH	19	1	1	21
24	15	de CECCO Luciano	ARG	S	10	6	3	19
24	11	BRIZARD Antoine	FRA	S	4	7	8	19
26	21	SOUZA Alan	BRA	O	15	-	1	16
27	12	BOYER Stephen	FRA	O	12	2	-	14
28	24	KOBZAR Igor	ROC	S	7	2	3	12
29	1	REZENDE Bruno Mossa	BRA	S	2	7	2	11
29	12	SANTOS Isac	BRA	MB	8	2	1	11
31	20	KURKAEV Ilyas	ROC	MB	8	2	-	10
32	11	PANKOV Pavel	ROC	S	-	2	6	8
33	2	PEREYRA Federico	ARG	O	5	2	-	7
34	18	RAMOS Martin	ARG	MB	3	2	1	6
35	15	POLETAEV Victor	ROC	O	4	-	1	5
36	19	LOUATI Yacine	FRA	OH	2	-	2	4
37	7	TILLIE Kevin	FRA	OH	3	-	-	3
38	5	BORGES ALMEIDA SILVA Mauricio	BRA	OH	2	-	-	2
38	6	GIL KRELING Fernando	BRA	S	-	2	-	2
38	10	BOGDAN Denis	ROC	OH	2	-	-	2
41	6	TONIUTTI Benjamin	FRA	S	-	1	-	1
Tournament Totals					3803	623	290	4716




Top Player Ranking by Skill


スキルランキング (トッププレイヤー) / Classement des meilleurs joueurs par aptitude

As of SAT 7 AUG 2021 at 23:50


BEST ATTACKERS

Scoring Attack	Rk	No.	Name	NOC	Pos.	Points	Errors	In-Play	Total Attempts	Eff. %
	1	4	PATRY Jean	FRA	O	115	25	74	214	42.06
	2	17	CLEVENOT Trevor	FRA	OH	102	37	52	191	34.03
	3	17	MIKHAYLOV Maxim	ROC	O	110	35	80	225	33.33
	4	9	LEAL HIDALGO Yoandy	BRA	OH	93	29	71	193	33.16
	5	18	SOUZA Ricardo Lucarelli	BRA	OH	82	26	65	173	32.37
	6	9	NGAPETH Earvin	FRA	OH	124	48	72	244	31.15
	7	18	KLIUKA Egor	ROC	OH	86	31	66	183	30.05
	8	7	VOLKOV Dmitry	ROC	OH	73	24	71	168	29.17
	9	7	CONTE Facundo	ARG	OH	111	43	92	246	27.64
	10	13	PALACIOS Ezequiel	ARG	OH	64	23	64	151	27.15
Limit										
15.00%	Tournament Totals					3803	1247	2475	7525	33.97

BEST BLOCKERS

Scoring Block	Rk	No.	Name	NOC	Pos.	Points	Errors	In-Play	Total Attempts	Avg. by Set
	1	9	IAKOVLEV Ivan	ROC	MB	21	64	49	134	0.70
	2	16	SAATKAMP Lucas	BRA	MB	21	54	47	122	0.66
	3	8	LOSER Agustin	ARG	MB	22	44	41	107	0.63
	4	1	CHINENYEZE Barthelemy	FRA	MB	20	59	44	123	0.61
	4	14	le GOFF Nicolas	FRA	MB	20	57	45	122	0.61
	6	7	VOLKOV Dmitry	ROC	OH	18	16	24	58	0.60
	7	8	De SOUZA Wallace	BRA	O	15	29	22	66	0.47
	7	17	MIKHAYLOV Maxim	ROC	O	14	17	21	52	0.47
	9	11	SOLE Sebastian	ARG	MB	14	53	39	106	0.40
	10	4	PATRY Jean	FRA	O	13	22	22	57	0.39
	Tournament Totals					623	1806	1499	3928	4.27

BEST SERVERS

Scoring Service	Rk	No.	Name	NOC	Pos.	Points	Errors	In-Play	Total Attempts	Avg. by Set
	1	18	SOUZA Ricardo Lucarelli	BRA	OH	12	28	95	135	0.38
	2	12	LIMA Bruno	ARG	O	9	33	62	104	0.26
	3	11	BRIZARD Antoine	FRA	S	8	22	62	92	0.24
	4	18	KLIUKA Egor	ROC	OH	7	23	84	114	0.23
	5	4	PATRY Jean	FRA	O	7	21	92	120	0.21
	6	7	CONTE Facundo	ARG	OH	7	29	100	136	0.20
	6	17	MIKHAYLOV Maxim	ROC	O	6	19	103	128	0.20
	6	7	VOLKOV Dmitry	ROC	OH	6	26	58	90	0.20
	6	11	PANKOV Pavel	ROC	S	6	12	34	52	0.20
	10	9	NGAPETH Earvin	FRA	OH	6	41	69	116	0.18
	Tournament Totals					290	1192	5007	6489	1.99




Top Player Ranking by Skill


スキルランキング (トッププレイヤー) / Classement des meilleurs joueurs par aptitude

As of SAT 7 AUG 2021 at 23:50


BEST DIGGERS

Non-Scoring Dig	Rk	No.	Name	NOC	Pos.	Excellents	Errors	In-Play	Total Attempts	Avg. by Set
	1	17	HOSS Thales	BRA	L	72	56	15	143	2.25
	2	2	GREBENNIKOV Jenia	FRA	L	64	43	25	132	1.94
	3	27	GOLUBEV Valentin	ROC	L	52	60	13	125	1.73
	4	9	DANANI Santiago	ARG	L	58	35	23	116	1.66
	5	1	REZENDE Bruno Mossa	BRA	S	39	30	12	81	1.22
	6	17	MIKHAYLOV Maxim	ROC	O	34	24	16	74	1.13
	7	9	NGAPETH Earvin	FRA	OH	36	32	13	81	1.09
	8	18	SOUZA Ricardo Lucarelli	BRA	OH	33	28	23	84	1.03
	9	13	PALACIOS Ezequiel	ARG	OH	35	39	15	89	1.00
	9	17	CLEVENOT Trevor	FRA	OH	33	21	4	58	1.00
Tournament Totals						1945	1935	716	4596	13.32

BEST SETTERS

Non-Scoring Set	Rk	No.	Name	NOC	Pos.	Excellents	Errors	In-Play	Total Attempts	Avg. by Set
	1	1	REZENDE Bruno Mossa	BRA	S	345	2	308	655	10.78
	2	15	de CECCO Luciano	ARG	S	362	2	323	687	10.34
	3	24	KOBZAR Igor	ROC	S	262	3	231	496	8.73
	4	11	BRIZARD Antoine	FRA	S	234	1	184	419	7.09
	5	6	TONIUTTI Benjamin	FRA	S	136	-	101	237	4.12
	6	11	PANKOV Pavel	ROC	S	65	2	68	135	2.17
	7	6	GIL KRELING Fernando	BRA	S	36	-	43	79	1.13
	8	1	SANCHEZ Matias	ARG	S	19	1	24	44	0.54
	9	2	GREBENNIKOV Jenia	FRA	L	15	1	19	35	0.45
	10	17	HOSS Thales	BRA	L	14	-	26	40	0.44
Tournament Totals						3596	36	3516	7148	24.63

BEST RECEIVERS

Non-Scoring Reception	Rk	No.	Name	NOC	Pos.	Excellents	Errors	In-Play	Total Attempts	Succ. %
	1	17	HOSS Thales	BRA	L	109	5	35	149	73.15
	2	9	DANANI Santiago	ARG	L	108	7	46	161	67.08
	3	18	KLIUKA Egor	ROC	OH	98	8	41	147	66.67
	4	17	CLEVENOT Trevor	FRA	OH	101	6	49	156	64.74
	5	7	CONTE Facundo	ARG	OH	137	8	74	219	62.56
	6	2	GREBENNIKOV Jenia	FRA	L	88	5	54	147	59.86
	7	18	SOUZA Ricardo Lucarelli	BRA	OH	104	7	71	182	57.14
	8	9	NGAPETH Earvin	FRA	OH	129	7	100	236	54.66
	9	27	GOLUBEV Valentin	ROC	L	124	12	94	230	53.91
	10	9	LEAL HIDALGO Yoandy	BRA	OH	64	6	83	153	41.83
Limit	25.00%									
Tournament Totals						3004	276	1907	5187	57.91

Note:

Only players whose teams advanced to the semifinals are ranked.

Skills - 10 players are listed per skill, except where ties would extend the list beyond 10 in which case the tied players are not listed.


Legend:


Avg. Average **Eff. %** Efficiency **L** Libero **MB** Middle Blocker **No.** Shirt number
O Opposite **OH** Outside Hitter **Pos.** Playing position **Rk** Rank **S** Setter
Succ.% Success %





Teams Ranking by Skill


スキルランキング (チーム) / Classement des équipes par aptitude
As of SAT 7 AUG 2021 at 23:50


Scoring Attack	Rk	Team	Points	Errors	In-Play	Total Attempts	Eff. %
	1	FRA - France	437	138	252	827	36.15
	2	ROC - ROC	387	116	285	788	34.39
	3	BRA - Brazil	426	143	295	864	32.75
	4	ARG - Argentina	441	162	293	896	31.14
	Tournament Totals			3803	1247	2475	7525

Scoring Block	Rk	Team	Points	Errors	In-Play	Total Attempts	Avg. by Set
	1	ROC - ROC	77	174	182	433	2.57
	2	FRA - France	78	225	160	463	2.36
	3	BRA - Brazil	70	217	173	460	2.19
	4	ARG - Argentina	75	220	169	464	2.14
	Tournament Totals			623	1806	1499	3928

Scoring Service	Rk	Team	Points	Errors	In-Play	Total Attempts	Avg. by Set
	1	ROC - ROC	35	137	525	697	1.17
	2	BRA - Brazil	33	108	605	746	1.03
	3	ARG - Argentina	31	133	578	742	0.89
	4	FRA - France	25	130	580	735	0.76
	Tournament Totals			290	1192	5007	6489

Non-Scoring Dig	Rk	Team	Excellents	Errors	In-Play	Total Attempts	Avg. by Set
	1	BRA - Brazil	237	205	91	533	7.41
	2	ROC - ROC	193	203	76	472	6.43
	3	FRA - France	198	200	92	490	6.00
	4	ARG - Argentina	205	206	107	518	5.86
	Tournament Totals			1945	1935	716	4596

Non-Scoring Set	Rk	Team	Excellents	Errors	In-Play	Total Attempts	Avg. by Set
	1	BRA - Brazil	408	3	417	828	12.75
	2	FRA - France	416	2	362	780	12.61
	3	ROC - ROC	362	7	368	737	12.07
	4	ARG - Argentina	414	3	419	836	11.83
	Tournament Totals			3596	36	3516	7148

Non-Scoring Reception	Rk	Team	Excellents	Errors	In-Play	Total Attempts	Succ. %
	1	ARG - Argentina	363	21	218	602	60.30
	2	FRA - France	337	19	218	574	58.71
	3	ROC - ROC	307	32	196	535	57.38
	4	BRA - Brazil	322	21	222	565	56.99
	Tournament Totals			3004	276	1907	5187

Note:
Only teams advancing to the semifinals are ranked.

Legend:
Avg. Average Eff. % Efficiency Rk Rank Succ.% Success %



Medallists

メダリスト / Médaillé(e)s

GOLD	SILVER	BRONZE
USA - United States	BRA - Brazil	SRB - Serbia
1 HANCOCK Micha	2 De OLIVEIRA SAAD GATTAZ Caroline	1 BUSA Bianka
2 POULTER Jordyn	7 MONTIBELLER Rosamaria	5 POPOVIC Mina
4 WONG-ORANTES Justine	8 SILVA CARNEIRO Macris Fernanda	8 MIRKOVIC Sladjana
10 LARSON Jordan	9 RATZKE Roberta Silva	9 MIHAJLOVIC Brankica
11 DREWS Andrea	10 BRAGA GUIMARAES Gabriela	10 OGNJENOVIC Maja
12 THOMPSON Jordan	11 CAIXETA Tandara	13 BJELICA Ana
14 BARTSCH-HACKLEY Michelle	12 PEREIRA Natalia	14 ALEKSIC Maja
15 HILL Kimberly	15 Da SILVA Ana Carolina	16 RASIC Milena
16 AKINRADEWO Foluke	16 RODRIGUES Fernanda	17 POPOVIC Silvija
22 WASHINGTON Haleigh	17 MENEZES OLIVEIRA de SOUZA Ana Cris.	18 BOSKOVIC Tijana
23 ROBINSON Kelsey	18 BRAIT Camila	19 MILENKOVIC Bojana
24 OGBOGU Chiaka	20 CORREA Ana Beatriz	20 BLAGOJEVIC Jelena

Athlete Nr. 11 CAIXETA Tandara (BRA) suspended.



Final Standings

最終順位 / Classement final
As of SUN 8 AUG 2021 at 15:32

Rank	Team
Gold	USA - United States
Silver	BRA - Brazil
Bronze	SRB - Serbia
4	KOR - Republic of Korea
5	TUR - Turkey
6	ITA - Italy
7	ROC - ROC
8	DOM - Dominican Rep.
9	CHN - China
10	JPN - Japan
11	ARG - Argentina
12	KEN - Kenya

Dream Team

Best Outside Hitter	LARSON Jordan (USA)
Best Outside Hitter	BARTSCH-HACKLEY Michelle (USA)
Best Middle Blocker	WASHINGTON Haleigh (USA)
Best Middle Blocker	De OLIVEIRA SAAD GATTAZ Caroline (BRA)
Best Opposite	BOSKOVIC Tijana (SRB)
Best Setter	POULTER Jordyn (USA)
Best Libero	WONG-ORANTES Justine (USA)
Most Valuable Player	LARSON Jordan (USA)



Team Roster

チームロスター / Composition de l'équipe
As of THU 22 JUL 2021 at 19:20

ARG - Argentina

No.	Name	Shirt Name	Pos.	Han.	Height m / ft in	Highest Reach		Date of Birth	Club	National Selections			
						Spike cm	Block cm			WCH	OG	Int.	Total
1	RODRIGUEZ Elina Maria	RODRIGUEZ	OH	RH	1.89/6'2"	300	284	11 FEB 1997	San Lorenzo (ARG)	12	0	50	62
2	GERMANIER Sabrina Soledad	GERMANIER	S	LH	1.74/5'9"	276	269	7 JUN 1999	Social y Dep. San Jose (ARG)	0	0	0	0
3	NIZETICH Paula Yamila	NIZETICH	OH	RH	1.82/6'0"	305	295	27 JAN 1989	Pesaro A1 (ITA)	13	1	135	149
4	BULAICH SIMIAN Daniela	BULAICH	OH	RH	1.78/5'10"	274	263	5 SEP 1997	San Lorenzo (ARG)	0	0	30	30
6	NOSACH Eugenia	NOSACH	O	RH	1.83/6'0"	290	277	31 MAR 1993	Boca Juniors (ARG)	6	0	14	20
11	LAZCANO Julieta Constanza (c)	LAZCANO	MB	RH	1.89/6'2"	312	293	25 JUL 1989	Saint Raphael (FRA)	12	1	40	53
12	RIZZO Tatiana Soledad	RIZZO	L	RH	1.78/5'10"	280	268	30 DEC 1986	Boca Juniors (ARG)	6	1	58	65
13	FARRIOL Bianca	FARRIOL	MB	RH	1.85/6'1"	290	270	18 DEC 2001	San Lorenzo (ARG)	0	0	0	0
14	MAYER Victoria	MAYER	S	LH	1.78/5'10"	285	265	19 JUN 2001	Regatas - Santa Fe (ARG)	0	0	16	16
15	FORTUNA Antonela	FORTUNA	OH	RH	1.78/5'10"	285	275	10 MAY 1995	San Lorenzo (ARG)	0	0	21	21
16	MERCADO Erika	MERCADO	O	RH	1.87/6'2"	312	302	27 FEB 1992	Gelp (ARG)	0	0	0	0
17	HERRERA RODRIGUEZ Candelaria Lucia	HERRERA	MB	RH	1.82/6'0"	290	275	28 JAN 1999	Universidad de San Juan (ARG)	15	0	18	33
						Team Minimum	1.74/5'9"	274	263				
						Team Average	1.82/6'0"	292	278				
						Team Maximum	1.89/6'2"	312	302				

Technical Staff

Team Manager:	RIZZONE Facundo
Head Coach:	FERRARO Hernan
Assistant Coach:	SILVA Marcelo Fabian
	QUINTANS Elian Patricio
Doctor:	LOCASO Fernando Javier
Physiotherapist:	ALZOGARAY Mariano Andres

Uniform

Main:
2nd:
3rd:

Team Colour

Blue
White
Light Blue

Libero Colour

White
Light Blue
Blue

Legend:

(c) Team Captain	Han. Handedness	Int. Other International Competitions	L Libero	LH Left Handed
MB Middle Blocker	No. Shirt number	O Opposite	OH Outside Hitter	Pos. Playing position
RH Right Handed	S Setter	WCH World Championships	OG Olympic Games	



REVISED
24 JUL 13:10

Team Roster

チームロスター / Composition de l'équipe
As of SAT 24 JUL 2021 at 13:10

BRA - Brazil

No.	Name	Shirt Name	Pos.	Han.	Height m / ft in	Highest Reach		Date of Birth	Club	National Selections			
						Spike cm	Block cm			WCH	OG	Int.	Total
2	de OLIVEIRA SAAD GATTAZ Caroline	CAROL GATTAZ	MB	RH	1.92/6'4"	315	299	27 JUL 1981	Minas Tennis Clube (BRA)	0	0	5	5
7	MONTIBELLER Rosamaria	ROSAMARIA	OH	RH	1.85/6'1"	291	285	9 APR 1994	Vbc Epiu Casalmaggiore (ITA)	0	0	15	15
8	SILVA CARNEIRO Macris Fernanda	MACRIS	S	RH	1.78/5'10"	292	275	3 MAR 1989	Minas Tennis Clube (BRA)	0	0	2	2
9	RATZKE Roberta Silva	ROBERTA	S	RH	1.85/6'1"	287	278	28 APR 1990	Osasco (BRA)	0	0	0	0
10	BRAGA GUIMARAES Gabriela	GABI	OH	RH	1.80/5'11"	305	289	19 MAY 1994	Vakifbank Spor Kulubu (TUR)	2	1	6	9
11	CAIXETA Tandara	TANDARA	OH	RH	1.84/6'0"	305	297	30 OCT 1988	Osasco Voleibol Clube (BRA)	0	0	28	28
12	PEREIRA Natalia (c)	NATALIA	OH	RH	1.86/6'1"	311	295	4 APR 1989	Dinamo Moscow (RUS)	2	2	6	10
15	da SILVA Ana Carolina	CAROL	MB	RH	1.83/6'0"	290	290	8 APR 1991	Praia Clube (BRA)	0	0	0	0
16	RODRIGUES Fernanda	FE GARAY	OH	RH	1.79/5'10"	308	288	10 MAY 1986	Praia Clube (BRA)	0	7	54	61
17	MENEZES OLIVEIRA de SOUZA Ana Cris.	ANA CRISTINA	OH	RH	1.92/6'4"	309	296	7 APR 2004	Sesc Flamengo (BRA)	0	0	1	1
18	BRAIT Camila	C. BRAIT	L	RH	1.70/5'7"	271	256	28 OCT 1988	Osasco (BRA)	9	0	52	61
20	CORREA Ana Beatriz	ANA BEATRIZ	MB	RH	1.87/6'2"	298	292	7 FEB 1992	Osasco Voleibol Clube (BRA)	22	0	8	30
						Team Minimum	1.70/5'7"	271	256				
						Team Average	1.83/6'0"	299	287				
						Team Maximum	1.92/6'4"	315	299				

Technical Staff

Team Manager: de CARVALHO ANSELMO da SI Julia
Head Coach: GUIMARAES Jose Roberto
Assistant Coach: WAGNER LUIZ Coppini Fernandes
 BARROS JR Paulo
Doctor: CARVALHO NARDELLI Julio Cesar
Physiotherapist: ALVES FERNANDES Fernando

Uniform

Main:
2nd:
3rd:

Team Colour

Yellow
 Blue
 White

Libero Colour

Blue
 White
 Yellow

Legend:

(c)	Team Captain	Han.	Handedness	Int.	Other International Competitions		L	Libero	MB	Middle Blocker	
No.	Shirt number	O	Opposite	OG	Olympic Games	OH	Outside Hitter	Pos.	Playing position	RH	Right Handed
S	Setter	WCH	World Championships								



Team Roster

チームロスター / Composition de l'équipe
As of THU 22 JUL 2021 at 19:20

CHN - China

No.	Name	Shirt Name	Pos.	Han.	Height m / ft in	Highest Reach		Date of Birth	Club	National Selections			
						Spike cm	Block cm			WCH	OG	Int.	Total
1	YUAN Xinyue	YUAN X.Y.	MB	RH	2.01/6'7"	317	311	21 DEC 1996	Tianjin (CHN)	24	8	50	82
2	ZHU Ting (c)	ZHU T.	OH	RH	1.98/6'6"	327	300	29 NOV 1994	Henan (CHN)	24	8	62	94
6	GONG Xiangyu	GONG X.Y.	O	RH	1.86/6'1"	313	302	21 APR 1997	Jiangsu (CHN)	12	8	15	35
7	WANG Yuanyuan	WANG Y.Y.	MB	RH	1.95/6'5"	312	300	14 JUL 1997	Tianjin (CHN)	0	0	0	0
9	ZHANG Changning	ZHANG C.N.	OH	RH	1.93/6'4"	315	303	6 NOV 1995	Jiangsu (CHN)	0	0	43	43
10	LIU Xiaotong	LIU X.T.	OH	RH	1.88/6'2"	312	300	16 FEB 1990	Beijing (CHN)	24	8	70	102
11	YAO Di	YAO D.	S	RH	1.82/6'0"	306	298	15 AUG 1992	Tianjin (CHN)	0	0	10	10
12	LI Yingying	LI Y.Y.	OH	LH	1.92/6'4"	302	294	19 FEB 2000	Tianjin (CHN)	12	0	0	12
16	DING Xia	DING X.	S	LH	1.80/5'11"	305	300	13 JAN 1990	Liaoning (CHN)	12	8	58	78
17	YAN Ni	YAN N.	MB	RH	1.92/6'4"	317	306	2 MAR 1987	Liaoning (CHN)	12	8	79	99
18	WANG Mengjie	WANG M.J.	L	RH	1.72/5'8"	289	280	14 NOV 1995	Shandong (CHN)	12	0	30	42
19	LIU Yanhan	LIU Y.H.	OH	RH	1.88/6'2"	315	305	19 JAN 1993	Liaoning (CHN)	0	0	30	30
					Team Minimum	1.72/5'8"	289	280					
					Team Average	1.89/6'2"	311	300					
					Team Maximum	2.01/6'7"	327	311					

Technical Staff

Team Manager: LI Quanqiang
Head Coach: LANG Ping
Assistant Coach: LAI Yawen
AN Jiajie
Doctor: WEI Yongji
Team Interpreter: JIAN Jie

Uniform

Main:
2nd:
3rd:

Team Colour

Red
Blue
White

Libero Colour

Blue
White
Red

Legend:

(c) Team Captain	Han. Handedness	Int. Other International Competitions	L Libero	LH Left Handed
MB Middle Blocker	No. Shirt number	O Opposite	OG Olympic Games	OH Outside Hitter
RH Right Handed	S Setter	WCH World Championships		Pos. Playing position



Team Roster

チームロスター / Composition de l'équipe
As of SAT 24 JUL 2021 at 18:57

REVISED
24 JUL 18:57

DOM - Dominican Rep.

No.	Name	Shirt Name	Pos.	Han.	Height m / ft in	Highest Reach		Date of Birth	Club	National Selections			
						Spike cm	Block cm			WCH	OG	Int.	Total
1	VARGAS VALDEZ Annerys Victoria	VALDEZ	MB	RH	1.96/6'5"	327	320	7 AUG 1981	Seleccion Nacional (DOM)	45	11	220	276
3	EVE MEJIA Lisvel Elisa	EVE	MB	RH	1.94/6'4"	325	315	10 SEP 1991	Puerto Plata (DOM)	23	1	116	140
5	CASTILLO Brenda	CASTILLO	L	RH	1.67/5'6"	245	230	5 JUN 1992	San Cristobal (DOM)	25	6	130	161
6	DOMINGUEZ MARTINEZ Camil Inmaculada	DOMINGUEZ	S	RH	1.76/5'9"	285	270	7 DEC 1991	Mirador (DOM)	15	0	11	26
7	MARTE FRICA Niverka Dharlenis	MARTE	S	RH	1.78/5'10"	295	283	19 OCT 1990	Deportivo Nacional (DOM)	30	6	69	105
14	RIVERA BRENS Prisilla (c)	RIVERA	OH	RH	1.86/6'1"	309	305	29 DEC 1984	San Pedro (DOM)	20	11	125	156
16	PENA ISABEL Yonkaira Paola	PENA ISABEL	OH	RH	1.90/6'3"	320	310	10 MAY 1993	Deportivo Nacional (DOM)	31	6	125	162
18	de la CRUZ de PENA Bethania	De La CRUZ	OH	RH	1.88/6'2"	330	320	13 MAY 1987	Deportivo Nacional (DOM)	35	6	194	235
20	MARTINEZ Brayelin Elizabeth	MARTINEZ B.	OH	RH	2.01/6'7"	330	320	11 SEP 1996	Deportivo Nacional (DOM)	31	0	93	124
21	MARTINEZ Jineiry	MARTINEZ J.	MB	RH	1.92/6'4"	305	280	3 DEC 1997	Mirador (DOM)	6	0	10	16
23	GONZALEZ LOPEZ Gaila Ceneida	GONZALEZ	O	LH	1.90/6'3"	304	276	25 JUN 1997	Mirador (DOM)	8	0	40	48
25	MARTINEZ CARO Larysmer	MARTINEZ	L	RH	1.74/5'9"	288	258	18 OCT 1996	Deportivo Nacional (DOM)	8	0	40	48
						Team Minimum	1.67/5'6"	245	230				
						Team Average	1.86/6'1"	305	291				
						Team Maximum	2.01/6'7"	330	320				

Technical Staff

Head Coach: KWIEK Marcos (BRA)
Assistant Coach: ROCHA PACHECO Wagner (BRA)
SANCHEZ DURAN Wilson
Physiotherapist: VILLALONA Cesar

Uniform

Main:
2nd:
3rd:

Team Colour

Red
White
Blue

Libero Colour

Purple
Orange
Yellow

Legend:

(c) Team Captain	Han. Handedness	Int. Other International Competitions	L Libero	LH Left Handed
MB Middle Blocker	No. Shirt number	O Opposite	OG Olympic Games	OH Outside Hitter
RH Right Handed	S Setter	WCH World Championships		Pos. Playing position



Team Roster

チームロースター / Composition de l'équipe
As of THU 22 JUL 2021 at 19:20

ITA - Italy

No.	Name	Shirt Name	Pos.	Han.	Height m / ft in	Highest Reach		Date of Birth	Club	National Selections			
						Spike cm	Block cm			WCH	OG	Int.	Total
1	SOROKAITE Indre	SOROKAITE	O	RH	1.83/6'0"	314	292	2 JUL 1988	Toyota AutoBody Queenseis (JPN)	0	0	129	129
5	MALINOV Ofelia	MALINOV	S	RH	1.82/6'0"	304	286	29 FEB 1996	Savino del Bene Scandicci (ITA)	13	0	155	168
6	de GENNARO Monica	De GENNARO	L	RH	1.74/5'9"	280	260	8 JAN 1987	Imoco Volley Conegliano (ITA)	24	11	235	270
7	FOLIE Raphaëla	FOLIE	MB	RH	1.87/6'2"	324	300	7 MAR 1991	Imoco Volley Conegliano (ITA)	13	0	135	148
8	ORRO Alessia	ORRO	S	RH	1.78/5'10"	318	285	18 JUL 1998	Saugella Monza (ITA)	0	5	109	114
9	BOSETTI Caterina Chiara	BOSETTI	OH	RH	1.79/5'10"	310	292	2 FEB 1994	Igor Gorgonzola Novara (ITA)	13	6	136	155
10	CHIRICHELLA Cristina	CHIRICHELLA	MB	RH	1.91/6'3"	322	304	10 FEB 1994	Igor Gorgonzola Novara (ITA)	26	5	173	204
11	DANESI Anna	DANESI	MB	RH	1.95/6'5"	316	296	20 APR 1996	Saugella Monza (ITA)	13	5	109	127
13	FAHR Sarah Luisa	FAHR	MB	RH	1.92/6'4"	322	306	12 SEP 2001	Imoco Volley Conegliano (ITA)	13	0	64	77
14	PIETRINI Elena	PIETRINI	OH	RH	1.88/6'2"	330	306	17 MAR 2000	Savino del Bene Scandicci (ITA)	13	0	56	69
17	SYLLA Miryam Fatime (c)	SYLLA	OH	RH	1.84/6'0"	320	240	8 JAN 1995	Imoco Volley Conegliano (ITA)	13	5	115	133
18	EGONU Paola Ogechi	EGONU	O	RH	1.93/6'4"	344	321	18 DEC 1998	Imoco Volley Conegliano (ITA)	13	5	121	139
					Team Minimum	1.74/5'9"	280	240					
					Team Average	1.86/6'1"	317	291					
					Team Maximum	1.95/6'5"	344	321					

Technical Staff

Head Coach:	MAZZANTI Davide
Assistant Coach:	BENDANDI Simone BREGOLI Giulio Cesare
Doctor:	FAVORITI Alessandra
Physiotherapist:	MARCONI Andrea

Uniform

Main:	Royal Blue
2nd:	Blue Navy
3rd:	White

Team Colour

Royal Blue
Blue Navy
White

Libero Colour

White
White
Blue Navy

Legend:

(c) Team Captain	Han. Handedness	Int. Other International Competitions	L Libero	MB Middle Blocker
No. Shirt number	O Opposite	OG Olympic Games	Pos. Playing position	RH Right Handed
S Setter	WCH World Championships	OH Outside Hitter		



Team Roster

チームロスター / Composition de l'équipe
As of SAT 24 JUL 2021 at 11:27

REVISED
24 JUL 11:27

JPN - Japan

No.	Name	Shirt Name	Pos.	Han.	Height m / ft in	Highest Reach		Date of Birth	Club	National Selections			
						Spike cm	Block cm			WCH	OG	Int.	Total
1	KUROGO Ai	KUROGO	OH	RH	1.80/5'11"	306	295	14 JUN 1998	Toray Arrows (JPN)	12	0	72	84
2	KOGA Sarina	KOGA	OH	RH	1.80/5'11"	307	290	21 MAY 1996	NEC Red Rockets (JPN)	12	0	141	153
3	TASHIRO Kanami	TASHIRO	S	RH	1.73/5'8"	289	273	25 MAR 1991	Denso Airybees (JPN)	12	6	48	66
4	ISHIKAWA Mayu	ISHIKAWA	OH	RH	1.73/5'8"	300	290	14 MAY 2000	Toray Arrows (JPN)	0	0	28	28
5	SHIMAMURA Haruyo	SHIMAMURA	MB	RH	1.82/6'0"	297	290	4 MAR 1992	NEC Red Rockets (JPN)	12	6	111	129
6	KOBATA Mako	KOBATA	L	RH	1.64/5'5"	285	274	15 AUG 1992	JT Marvelous (JPN)	12	0	76	88
8	ISHII Yuki	ISHII	OH	RH	1.80/5'11"	305	287	8 MAY 1991	Hisamitsu Springs (JPN)	21	6	197	224
9	OKUMURA Mai	OKUMURA	MB	RH	1.77/5'10"	297	285	31 OCT 1990	Denso Airybees (JPN)	12	0	91	103
11	ARAKI Erika (c)	ARAKI	MB	RH	1.86/6'1"	305	297	3 AUG 1984	Toyota AutoBody Queenseis (JPN)	30	14	212	256
12	MOMII Aki	MOMII	S	LH	1.76/5'9"	285	288	7 OCT 2000	JT Marvelous (JPN)	0	0	11	11
15	HAYASHI Kotona	HAYASHI	OH	RH	1.73/5'8"	292	280	13 NOV 1999	JT Marvelous (JPN)	0	0	17	17
19	YAMADA Nichika	YAMADA	MB	RH	1.84/6'0"	310	288	24 FEB 2000	NEC Red Rockets (JPN)	0	0	17	17
					Team Minimum	1.64/5'5"	285	273					
					Team Average	1.77/5'10"	298	286					
					Team Maximum	1.86/6'1"	310	297					

Technical Staff

Team Manager: WATANABE Keita
Head Coach: NAKADA Kumi
Assistant Coach: AIHARA Noboru
KIMURA Taisuke
Physiotherapist: WAKAMIYA Keiji

Uniform

Main:
2nd:
3rd:

Team Colour

Royal Blue
White
Navy Blue

Libero Colour

White
Red or Navy Blue
Red or White

Legend:

(c) Team Captain	Han. Handedness	Int. Other International Competitions	L Libero	LH Left Handed
MB Middle Blocker	No. Shirt number	O Opposite	OH Outside Hitter	Pos. Playing position
RH Right Handed	S Setter	WCH World Championships		



Team Roster

チームロスター / Composition de l'équipe
As of THU 22 JUL 2021 at 19:20

KEN - Kenya

No.	Name	Shirt Name	Pos.	Han.	Height m / ft in	Highest Reach		Date of Birth	Club	National Selections			
						Spike cm	Block cm			WCH	OG	Int.	Total
1	WAIRIMU Jane Wacu	WACU	S	RH	1.74/5'9"	300	297	24 MAR 1985	Kenya Prisons (KEN)	5	1	4	10
4	KASAYA Leonida	KASAYA	OH	RH	1.68/5'6"	297	292	10 OCT 1993	Kenya Pipeline (KEN)	0	0	3	3
5	KIPRONO Sharon Chepchumba	CHUMBA	O	RH	1.83/6'0"	304	294	26 OCT 1998	KCB (KEN)	1	0	3	4
8	LUSENAKA Joy	JOY	S	RH	1.77/5'10"	302	290	25 FEB 1991	Kenya Prisons (KEN)	0	0	4	4
10	MURAMBI Noel	MURAMBI	OH	RH	1.78/5'10"	302	297	29 JAN 1989	Kenya Pipeline (KEN)	1	0	3	4
12	EMANIMAN Gladys Ekaru	EKARU	MB	RH	1.92/6'4"	292	282	2 OCT 1999	Kenya Pipeline (KEN)	1	0	4	5
13	KAEI Lorine Chebet	LORINE	MB	RH	1.79/5'10"	285	270	8 OCT 1999	Kenya Prisons (KEN)	0	0	0	0
14	MOIM Mercy (c)	MOIM	OH	RH	1.83/6'0"	320	308	1 JAN 1989	KCB (KEN)	5	0	21	26
15	JEPKIRUI Pamela	JEPKIRUI	OH	RH	1.78/5'10"	300	290	8 FEB 1996	Kenya Prisons (KEN)	0	0	1	1
16	KUNDU Agripina Khayesi	KUNDU	L	RH	1.55/5'1"	260	250	24 APR 1993	Kenya Pipeline (KEN)	1	0	9	10
18	CHEMTAI Emmaculate	CHEMTAI	O	LH	1.80/5'11"	300	285	14 OCT 1993	Kenya Prisons (KEN)	0	0	0	0
19	MUKUVILANI Edith	WISAH	MB	RH	1.84/6'0"	300	292	20 JUL 1994	KCB (KEN)	2	0	4	6
						Team Minimum	1.55/5'1"	260	250				
						Team Average	1.78/5'10"	297	287				
						Team Maximum	1.92/6'4"	320	308				

Technical Staff

Team Manager: OPICE NETO Roberto (BRA)
Head Coach: de MOURA Luizomar (BRA)
Assistant Coach: AROSTI Jefferson (BRA)
 BUSIENEI BITOK Paul
Physiotherapist: MOREIRA Thiago (BRA)

Uniform

Main:
2nd:
3rd:

Team Colour

Red
Black
White

Libero Colour

Red
Black
White

Legend:

(c) Team Captain	Han. Handedness	Int. Other International Competitions	L Libero	LH Left Handed
MB Middle Blocker	No. Shirt number	O Opposite	OG Olympic Games	OH Outside Hitter
RH Right Handed	S Setter	WCH World Championships		Pos. Playing position



Team Roster

チームロスター / Composition de l'équipe
As of THU 22 JUL 2021 at 19:20

KOR - Republic of Korea

No.	Name	Shirt Name	Pos.	Han.	Height m / ft in	Highest Reach		Date of Birth	Club	National Selections			
						Spike cm	Block cm			WCH	OG	Int.	Total
1	LEE Soyoung	LEE SOYOUNG	OH	RH	1.76/5'9"	270	255	17 OCT 1994	Korea Ginseng Corporation (KOR)	5	0	33	38
3	YEUM Hye Seon	YEUM HYE SEON	S	RH	1.76/5'9"	262	247	3 FEB 1991	Korea Ginseng Corporation (KOR)	7	6	66	79
4	KIM Heejin	KIM HEEJIN	O	RH	1.85/6'1"	305	290	29 APR 1991	IBK - Altos (KOR)	0	14	184	198
7	AN Hyejin	AN HYEJIN	S	RH	1.75/5'9"	256	231	16 FEB 1998	GS Caltex (KOR)	0	0	30	30
8	PARK Eunjin	PARK EUNJIN	MB	RH	1.87/6'2"	296	281	15 DEC 1999	Korea Ginseng Corporation (KOR)	5	0	53	58
9	OH Jiyoun	OH JIYOUNG	L	RH	1.70/5'7"	267	252	11 JUL 1988	GS Caltex (KOR)	13	0	50	63
10	KIM Yeon Koung (c)	KIM YEON KOUNG	OH	RH	1.92/6'4"	310	300	26 FEB 1988	Shanghai Ubest (CHN)	22	14	227	263
11	KIM Su Ji	KIM SU JI	MB	RH	1.88/6'2"	283	268	11 JUL 1987	IBK - Altos (KOR)	5	6	84	95
13	PARK Jeongah	PARK JEONGAH	OH	RH	1.87/6'2"	291	276	26 MAR 1993	Korea Expressway Corp. (KOR)	0	6	133	139
14	YANG Hyo Jin	YANG HYO JIN	MB	RH	1.90/6'3"	298	283	14 DEC 1989	Hyundai E&C (KOR)	13	14	174	201
16	JEONG Jiyun	JEONG JIYUN	O	RH	1.80/5'11"	295	280	1 JAN 2001	Hyundai E&C (KOR)	0	0	36	36
19	PYO Seungju	PYO SEUNGJU	OH	RH	1.82/6'0"	275	260	7 AUG 1992	IBK - Altos (KOR)	0	0	43	43
						Team Minimum	1.70/5'7"	256	231				
						Team Average	1.82/6'0"	284	269				
						Team Maximum	1.92/6'4"	310	300				

Technical Staff

Team Manager:	BIASIOLI Andrea (ITA)
Head Coach:	LAVARINI Stefano (ITA)
Assistant Coach:	HERNANDEZ GONZALEZ Cesar (ESP)
	CHOI Yunji
Physiotherapist:	SONG Hyeryun

Uniform

Main:
2nd:
3rd:

Team Colour

White
Navy
Red

Libero Colour

Red
White
Navy

Legend:

(c)	Team Captain	Han.	Handedness	Int.	Other International Competitions	L	Libero	MB	Middle Blocker
No.	Shirt number	O	Opposite	OG	Olympic Games	OH	Outside Hitter	RH	Right Handed
S	Setter	WCH	World Championships						



REVISED
26 JUL 22:45

Team Roster

チームロスター / Composition de l'équipe
As of MON 26 JUL 2021 at 22:45

ROC - ROC

No.	Name	Shirt Name	Pos.	Han.	Height m / ft in	Highest Reach		Date of Birth	Club	National Selections			
						Spike cm	Block cm			WCH	OG	Int.	Total
4	PILIPENKO Daria	PILIPENKO	L	RH	1.77 / 5'10"	285	270	9 JUN 1990	Uralochka Ekaterinburg (RUS)	0	0	6	6
5	MATVEEVA Polina	MATVEEVA	S	RH	1.94 / 6'4"	300	281	8 AUG 2002	Zarechie Oditsovo (RUS)	0	0	0	0
6	KOROLEVA Irina	KOROLEVA	MB	RH	1.96 / 6'5"	305	290	4 OCT 1991	Dinamo Kazan (RUS)	9	6	55	70
8	GONCHAROVA Nataliya	GONCHAROVA	O	RH	1.94 / 6'4"	315	306	1 JUN 1989	Dinamo Moscow (RUS)	22	12	87	121
10	FEDOROVTSOVA Arina	FEDOROVTSOVA	O	RH	1.90 / 6'3"	311	300	19 JAN 2004	Dinamo Kazan (RUS)	0	0	0	0
12	LAZAREVA Anna	LAZAREVA A.	O	RH	1.90 / 6'3"	315	300	31 JAN 1997	IBK - Altos (KOR)	0	0	5	5
13	STARTSEVA Evgeniya (c)	STARTSEVA	S	RH	1.85 / 6'1"	294	290	12 FEB 1989	Dinamo Kazan (RUS)	22	6	66	94
14	FETISOVA Irina	FETISOVA	MB	RH	1.90 / 6'3"	307	286	7 SEP 1994	Dinamo Moscow (RUS)	11	6	64	81
16	VORONKOVA Irina	VORONKOVA	OH	RH	1.90 / 6'3"	305	290	20 OCT 1995	Lokomotiv Kaliningrad (RUS)	0	6	12	18
19	PODKOPAEVA Anna	PODKOPAEVA	L	RH	1.75 / 5'9"	290	286	16 APR 1990	Dinamo Kazan (RUS)	11	7	66	84
25	SMIRNOVA Kseniia	SMIRNOVA	OH	RH	1.87 / 6'2"	305	300	24 APR 1998	Uralochka Ekaterinburg (RUS)	8	0	7	15
26	ENINA Ekaterina	ENINA	MB	RH	1.92 / 6'4"	303	292	10 MAY 1993	Dinamo Moscow (RUS)	0	0	0	0
						Team Minimum	1.75 / 5'9"	285	270				
						Team Average	1.88 / 6'2"	303	291				
						Team Maximum	1.96 / 6'5"	315	306				

Technical Staff

Head Coach:	BUSATO Sergio (ITA)
Assistant Coach:	BULYCHEV Yury (RUS)
Doctor:	MOLCHANOV Sergei (RUS)
Physiotherapist:	SANDUL Dmitrii (RUS)
Statistician:	YURKIN Sergey (RUS)

Uniform

Main:	Blue
2nd:	Red
3rd:	Blue

Team Colour

Blue
Red
Blue

Libero Colour

White
Red
Blue

Legend:

(c) Team Captain	Han. Handedness	Int. Other International Competitions	L Libero	MB Middle Blocker
No. Shirt number	O Opposite	OG Olympic Games	Pos. Playing position	RH Right Handed
S Setter	WCH World Championships	OH Outside Hitter		



Team Roster

チームロスター / Composition de l'équipe
As of THU 22 JUL 2021 at 19:20

SRB - Serbia

No.	Name	Shirt Name	Pos.	Han.	Height m / ft in	Highest Reach		Date of Birth	Club	National Selections			
						Spike cm	Block cm			WCH	OG	Int.	Total
1	BUSA Bianka	BUSA	OH	RH	1.87/6'2"	312	298	25 JUL 1994	Fenerbahce Istanbul (TUR)	13	8	119	140
5	POPOVIC Mina	POPOVIC	MB	RH	1.87/6'2"	315	305	16 SEP 1994	Pallavolo Scandicci (ITA)	0	8	75	83
8	MIRKOVIC Sladjana	MIRKOVIC	S	RH	1.85/6'1"	293	283	7 OCT 1995	Eczacibasi Istanbul (TUR)	0	0	83	83
9	MIHAJLOVIC Brankica	MIHAJLOVIC	OH	RH	1.90/6'3"	302	290	13 APR 1991	Fenerbahce Istanbul (TUR)	21	13	135	169
10	OGNJENOVIC Maja (c)	OGNJENOVIC	S	RH	1.83/6'0"	300	293	6 AUG 1984	Vakifbank Spor Kulubu (TUR)	44	19	223	286
13	BJELICA Ana	BJELICA	O	RH	1.90/6'3"	310	305	3 APR 1992	Radomka Radom (POL)	13	8	162	183
14	ALEKSIC Maja	ALEKSIC	MB	RH	1.88/6'2"	302	289	6 JUN 1997	CSM Volei Alba Blaj (ROU)	13	0	55	68
16	RASIC Milena	RASIC	MB	RH	1.93/6'4"	315	310	25 OCT 1990	Vakifbank Spor Kulubu (TUR)	32	15	205	252
17	POPOVIC Silvija	POPOVIC	L	RH	1.78/5'10"	286	276	15 MAR 1986	CSM Volei Alba Blaj (ROU)	23	8	129	160
18	BOSKOVIC Tijana	BOSKOVIC	O	LH	1.93/6'4"	315	300	8 MAR 1997	Eczacibasi Istanbul (TUR)	22	8	82	112
19	MILENKOVIC Bojana	MILENKOVIC	OH	RH	1.85/6'1"	294	288	6 MAR 1997	CSM Volei Alba Blaj (ROU)	5	0	59	64
20	BLAGOJEVIC Jelena	BLAGOJEVIC	OH	RH	1.89/6'2"	302	284	1 DEC 1988	KS DevelopRes Rzeszow (POL)	0	0	70	70
						Team Minimum	1.78/5'10"	286	276				
						Team Average	1.87/6'2"	304	293				
						Team Maximum	1.93/6'4"	315	310				

Technical Staff

Team Manager:	PUSIC Dimitrije
Head Coach:	TERZIC Zoran
Assistant Coach:	KOVACEVIC Branko ALEKSANDRIC Dejan BANKOVIC Vladimir
Physiotherapist:	MLADENOVIC Sinisa

Uniform

Main:	Blue
2nd:	White
3rd:	Red

Team Colour

Blue
White
Red

Libero Colour

White
Red
Blue

Legend:

(c) Team Captain	Han. Handedness	Int. Other International Competitions	L Libero	LH Left Handed
MB Middle Blocker	No. Shirt number	O Opposite	OH Outside Hitter	Pos. Playing position
RH Right Handed	S Setter	WCH World Championships		



Team Roster

チームロスター / Composition de l'équipe
As of THU 22 JUL 2021 at 19:20

TUR - Turkey

No.	Name	Shirt Name	Pos.	Han.	Height m / ft in	Highest Reach		Date of Birth	Club	National Selections			
						Spike cm	Block cm			WCH	OG	Int.	Total
2	AKOZ Simge Sebnem	AKOZ	L	RH	1.68/5'6"	250	245	23 APR 1991	Eczacibasi Istanbul (TUR)	0	0	34	34
3	OZBAY Cansu	OZBAY	S	RH	1.82/6'0"	298	290	17 OCT 1996	Vakifbank Spor Kulubu (TUR)	0	0	83	83
4	SENOGLU Tugba	SENOGLU	OH	RH	1.85/6'1"	305	298	2 FEB 1998	Vakifbank Spor Kulubu (TUR)	0	0	0	0
5	ERCAN Seyma	ERCAN	OH	RH	1.87/6'2"	305	294	5 JUL 1994	THY (TUR)	0	0	105	105
6	CALISKAN Kubra	AKMAN	MB	RH	2.00/6'7"	310	310	13 OCT 1994	Vakifbank Spor Kulubu (TUR)	4	0	52	56
7	BALADIN Hande	BALADIN	OH	RH	1.90/6'3"	309	300	1 SEP 1997	Eczacibasi Istanbul (TUR)	0	0	151	151
9	ISMAILOGLU Meliha	ISMAILOGLU	OH	RH	1.88/6'2"	303	291	17 SEP 1993	Vakifbank Spor Kulubu (TUR)	0	0	114	114
11	AYDEMIR AKYOL Naz	AYDEMIR AKYOL	S	RH	1.86/6'1"	304	294	14 AUG 1990	Fenerbahce Istanbul (TUR)	12	6	120	138
13	BOZ Meryem	BOZ	OH	RH	1.90/6'3"	323	313	3 FEB 1988	Aydin Buyuksehir Belediye (TUR)	0	0	120	120
14	ERDEM DUNDAR Eda (c)	ERDEM DUNDAR	MB	RH	1.88/6'2"	307	297	22 JUN 1987	Fenerbahce Istanbul (TUR)	2	1	300	303
18	GUNES Zehra	GUNES	MB	RH	1.98/6'6"	319	310	7 JUL 1999	Vakifbank Spor Kulubu (TUR)	0	0	95	95
99	KARAKURT Ebrar	KARAKURT	OH	RH	1.97/6'6"	315	304	17 JAN 2000	THY (TUR)	0	0	54	54
					Team Minimum	1.68/5'6"	250	245					
					Team Average	1.88/6'2"	304	296					
					Team Maximum	2.00/6'7"	323	313					

Technical Staff

Head Coach:	GUIDETTI Giovanni (ITA)
Assistant Coach:	HAMURCU Alper VATANSEVER Recep
Physiotherapist:	BRACCESCHI Alessandro (ITA) BIVOLARSKI Georgi Vasilev (BUL)

Uniform

Main:
2nd:
3rd:

Team Colour

Red
White
Anthracite

Libero Colour

White
Anthracite
Red

Legend:

(c) Team Captain	Han. Handedness	Int. Other International Competitions	L Libero	MB Middle Blocker
No. Shirt number	O Opposite	OG Olympic Games	Pos. Playing position	RH Right Handed
S Setter	WCH World Championships	OH Outside Hitter		



REVISED
24 JUL 12:28

Team Roster

チームロスター / Composition de l'équipe
As of SAT 24 JUL 2021 at 12:28

USA - United States

No.	Name	Shirt Name	Pos.	Han.	Height m / ft in	Highest Reach		Date of Birth	Club	National Selections			
						Spike cm	Block cm			WCH	OG	Int.	Total
1	HANCOCK Micha	HANCOCK	S	LH	1.80/5'11"	305	297	10 NOV 1992	Agil Volley (ITA)	12	0	61	73
2	POULTER Jordyn	POULTER	S	RH	1.88/6'2"	306	295	31 JUL 1997	Uyba Volley (ITA)	0	0	27	27
4	WONG-ORANTES Justine	WONG-ORANTES	L	RH	1.68/5'6"	282	277	6 OCT 1995	VC Wiesbaden (GER)	0	0	81	81
10	LARSON Jordan (c)	LARSON	OH	RH	1.88/6'2"	302	295	16 OCT 1986	Athletes Unlimited (USA)	36	16	232	284
11	DREWS Andrea	DREWS	O	LH	1.91/6'3"	316	312	25 DEC 1993	JT Marvelous (JPN)	0	0	81	81
12	THOMPSON Jordan	THOMPSON	O	RH	1.93/6'4"	320	314	5 MAY 1997	Eczacibasi Istanbul (TUR)	0	0	24	24
14	BARTSCH-HACKLEY Michelle	BARTSCH-HACKLEY	OH	RH	1.90/6'3"	305	296	12 FEB 1990	Vakifbank Spor Kulubu (TUR)	12	0	94	106
15	HILL Kimberly	HILL	OH	RH	1.93/6'4"	320	310	30 NOV 1989	Imoco Volley Conegliano (ITA)	25	8	136	169
16	AKINRADEWO Foluke	AKINRADEWO	MB	RH	1.91/6'3"	331	300	5 OCT 1987	Hisamitsu Springs (JPN)	36	16	202	254
22	WASHINGTON Haleigh	WASHINGTON	MB	RH	1.90/6'3"	307	295	22 SEP 1995	Agil Volley (ITA)	0	0	43	43
23	ROBINSON Kelsey	ROBINSON	OH	RH	1.88/6'2"	307	298	25 JUN 1992	Fenerbahce SK (TUR)	25	8	125	158
24	OGBOGU Chiaka	OGBOGU	MB	RH	1.88/6'2"	318	307	15 APR 1995	Eczacibasi Istanbul (TUR)	0	0	47	47
					Team Minimum	1.68/5'6"	282	277					
					Team Average	1.87/6'2"	310	300					
					Team Maximum	1.93/6'4"	331	314					

Technical Staff

Team Manager: STITZ James
Head Coach: KIRALY Karch
Assistant Coach: SLABE Luka (SLO)
DUNPHY Marv
MIYASHIRO Tamari
VIRTUE Erin
Physiotherapist: KESSANS Kara

Uniform

Main: Navy
2nd: White
3rd: Red

Team Colour

Navy
White
Red

Libero Colour

Red
Navy
White

Legend:											
(c)	Team Captain	Han.	Handedness	Int.	Other International Competitions	L	Libero	LH	Left Handed		
MB	Middle Blocker	No.	Shirt number	O	Opposite	OG	Olympic Games	OH	Outside Hitter	Pos.	Playing position
RH	Right Handed	S	Setter	WCH	World Championships						

REVISED Due to COVID-19 safety measures, changes in team official composition may apply



Competition Summary - Final Round

競技結果 - 決勝トーナメント / Résumé de la compétition - tour final

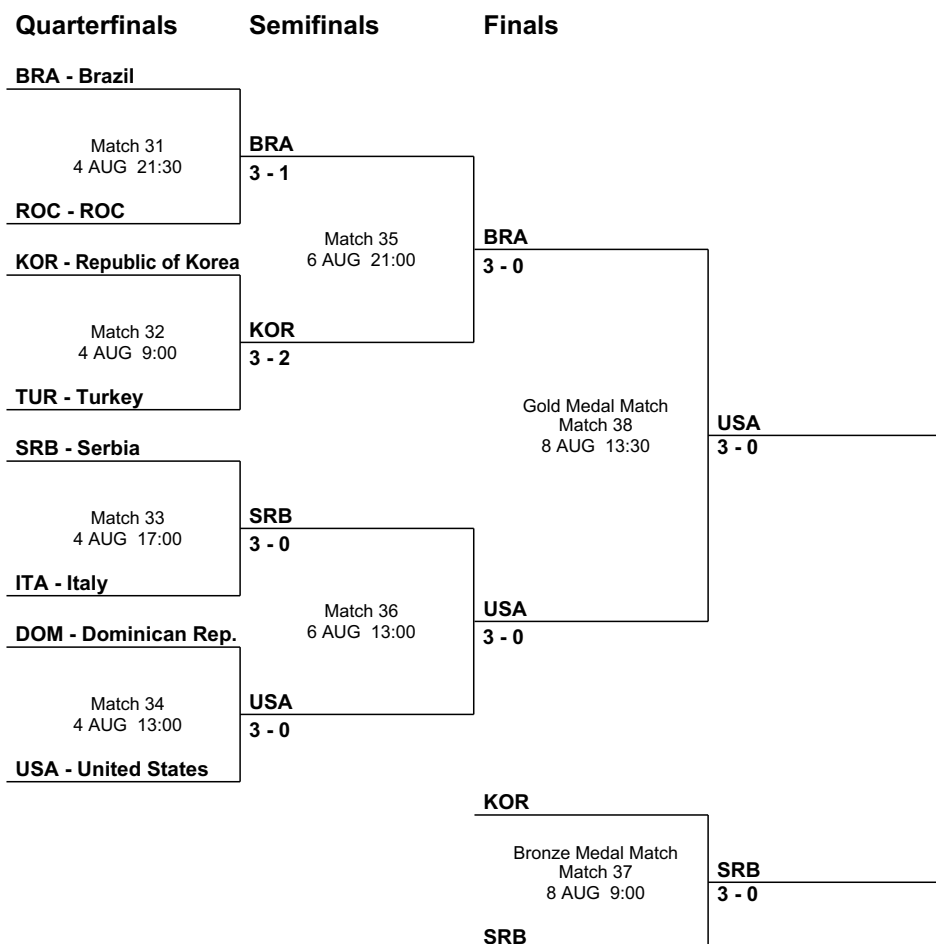
As of SUN 8 AUG 2021 at 15:04

Match	Phase	Date	Teams	Sets	Points per Set					Total Points	Match Duration	Spectators
					1	2	3	4	5			
32	Quarterfinals	4 AUG 2021	KOR vs TUR	3 - 2	17 - 25	25 - 17	28 - 26	18 - 25	15 - 13	103 - 106	2h 30min	
34	Quarterfinals	4 AUG 2021	DOM vs USA	0 - 3	11 - 25	20 - 25	19 - 25			50 - 75	1h 29min	
33	Quarterfinals	4 AUG 2021	SRB vs ITA	3 - 0	25 - 21	25 - 14	25 - 21			75 - 56	1h 18min	
31	Quarterfinals	4 AUG 2021	BRA vs ROC	3 - 1	23 - 25	25 - 21	25 - 19	25 - 22		98 - 87	2h 10min	
36	Semifinals	6 AUG 2021	SRB vs USA	0 - 3	19 - 25	15 - 25	23 - 25			57 - 75	1h 26min	
35	Semifinals	6 AUG 2021	BRA vs KOR	3 - 0	25 - 16	25 - 16	25 - 16			75 - 48	1h 29min	
37	Bronze Medal Match	8 AUG 2021	KOR vs SRB	0 - 3	18 - 25	15 - 25	15 - 25			48 - 75	1h 21min	
38	Gold Medal Match	8 AUG 2021	BRA vs USA	0 - 3	21 - 25	20 - 25	14 - 25			55 - 75	1h 28min	

Statistics of	Average match duration	Average spectators	Total spectators
Preliminary Round	1h 45min		
Final Round	1h 39min		
Tournament	1h 44min		

Final Standings

Rank	Teams	Wins	Points	Set Ratio	Points Ratio
Gold	USA				
Silver	BRA				
Bronze	SRB				
4	KOR				
5	TUR	3	10	1.273	1.040
6	ITA	3	10	1.100	1.029
7	ROC	3	9	1.091	1.069
8	DOM	2	8	0.769	0.958
9	CHN	2	7	0.889	0.971
10	JPN	1	4	0.500	0.957
11	ARG	0	0	0.000	0.733
12	KEN	0	0	0.000	0.644





Match Results

試合結果 / Résultats du match

Match 38

BRA vs USA
0 3

Match Duration: 1h 28min

Team	Sets	1	2	3	Total
BRA	0	21	20	14	55
USA	3	25	25	25	75
Playing Time		27min	30min	25min	1h 22min

1st Referee: MOKRY Juraj (SVK)

2nd Referee: CASAMIQUELA Hernan (ARG)

Challenge Referee: KRAFT Heike (GER)

BRA - Brazil													
No.	Name	Pos.	Line-up					Points by Set					Pts
			1	2	3	4	5	1	2	3	4	5	
2	CAROL GATTAZ	MB	6	5	5			1	2				3
7	ROSAMARIA	OH	4	3	3			3	3	2			8
8	MACRIS	S	1	6	6								
9	ROBERTA	S	7	8	8								
10	GABI	OH	2	1	1			2	5	3			10
12	NATALIA (c)	OH	8	7	7			1	2	1			4
15	CAROL	MB	3	2	2			3					3
16	FE GARAY	OH	5	4	4			2	4	5			11
17	ANA CRISTINA	OH			10								
18	C. BRAIT	L	L	L	L								
20	ANA BEATRIZ	MB			15								

Head Coach: GUIMARAES Jose Roberto
Assistant Coach: WAGNER LUIZ Coppini Fernandes / BARROS JR Paulo

USA - United States														
No.	Name	Pos.	Line-up					Points by Set					Pts	
			1	2	3	4	5	1	2	3	4	5		
1	HANCOCK	S												
2	POULTER	S	6	6	6						1			1
4	WONG-ORANTES	L	L	L	L									
10	LARSON (c)	OH	1	1	1			6	2	4			12	
11	DREWS	O	3	3	3			2	7	6			15	
12	THOMPSON	O												
14	BARTSCH-HACKLEY	OH	4	4	4			8	2	4			14	
15	HILL	OH	16					1					1	
16	AKINRADEWO	MB	2	2	2			1	2	2			5	
22	WASHINGTON	MB	5	5	5			2	4	2			8	
23	ROBINSON	OH												
24	OGBOGU	MB												

Head Coach: KIRALY Karch
Assistant Coach: SLABE Luka (SLO) / DUNPHY Marv / MIYASHIRO Tamari

TEAM AND PLAYER PERFORMANCES

Won	Total Atts	No. Name	Scoring Skills	Won	Total Atts	No. Name
32	101	Total Team	Attack	46	97	Total Team
10	25	16 FE GARAY		14	24	11 DREWS
10	32	10 GABI		12	27	10 LARSON
5	18	7 ROSAMARIA		11	30	14 BARTSCH-HACKLEY
6	52	Total Team	Block	8	44	Total Team
2	6	7 ROSAMARIA		3	8	22 WASHINGTON
2	11	2 CAROL GATTAZ		2	6	14 BARTSCH-HACKLEY
1	8	16 FE GARAY		1	11	16 AKINRADEWO
1	57	Total Team	Serve	2	73	Total Team
1	9	7 ROSAMARIA		1	2	15 HILL
				1	11	14 BARTSCH-HACKLEY
16		Total Team	Opponent Error	19		Total Team
55	210	Total Team		75	214	Total Team
11	39	16 FE GARAY	Best Scorer	15	37	11 DREWS
72 km/h		15 CAROL	Fastest Serve	109 km/h		22 WASHINGTON

Legend:			
(c)	Team Captain	Atts	Attempts
L	Libero	L	Substitute libero
MB	Middle Blocker	n	Starting line-up where n = starting position on court (i.e. positions 1 to 6)
nn	Substitute where nn = shirt number of outgoing player	No.	Shirt number
O	Opposite	OH	Outside Hitter
Pos.	Playing position	Pts	Points scored
S	Setter		



Match Results

試合結果 / Résultats du match

Match 37

KOR vs SRB
0 3

Match Duration: 1h 21min

Team	Sets	1	2	3	Total
KOR	0	18	15	15	48
SRB	3	25	25	25	75
Playing Time		25min	24min	25min	1h 14min

1st Referee: RAPISARDA Daniele (ITA)

2nd Referee: ROLF Pati (USA)

Challenge Referee: BOUDAYA Taoufik (TUN)

KOR - Republic of Korea															
No.	Name	Pos.	Line-up					Points by Set					Pts		
			1	2	3	4	5	1	2	3	4	5			
1	LEE SOYOUNG	OH													
3	YEUM HYE SEON	S	2	6	4										
4	KIM HEEJIN	O	5	3	6		3	3	2						8
7	AN HYEJIN	S	4	4	3										
8	PARK EUNJIN	MB													
9	OH JIYOUNG	L	L	L	L										
10	KIM YEON KOUNG (c)	OH	3	1	4		3	3	5						11
11	KIM SU JI	MB	1	5	2										
13	PARK JEONGAH	OH	6	4	1		2	2	3						7
14	YANG HYO JIN	MB	4	2	5		2	3							5
16	JEONG JIYUN	O	3	3	7										
19	PYO SEUNGJU	OH			13				1						1
Head Coach:			LAVARINI Stefano (ITA)												
Assistant Coach:			HERNANDEZ GONZALEZ Cesar (ESP) / CHOI Yunji												

SRB - Serbia															
No.	Name	Pos.	Line-up					Points by Set					Pts		
			1	2	3	4	5	1	2	3	4	5			
1	BUSA	OH	2	3	2						1	4			5
5	POPOVIC	MB	3	4	3						1	4	3		8
8	MIRKOVIC	S	10	10											
9	MIHAJLOVIC	OH													
10	OGNJENOVIC (c)	S	1	2	1						2	2			4
13	BJELICA	O													
14	ALEKSIC	MB													
16	RASIC	MB	6	1	6						2		4		6
17	POPOVIC	L	L	L	L										
18	BOSKOVIC	O	4	5	4						14	9	10		33
19	MILENKOVIC	OH	5	6	5							2			2
20	BLAGOJEVIC	OH			5										
Head Coach:			TERZIC Zoran												
Assistant Coach:			KOVACEVIC Branko / ALEKSANDRIC Dejan / BANKOVIC												

TEAM AND PLAYER PERFORMANCES

Won	Total Atts	No. Name	Scoring Skills	Won	Total Atts	No. Name
25	89	Total Team	Attack	44	79	Total Team
10	28	10 KIM YEON KOUNG		25	45	18 BOSKOVIC
6	20	4 KIM HEEJIN		5	8	16 RASIC
4	9	14 YANG HYO JIN		4	9	1 BUSA
2	32	Total Team	Block	7	40	Total Team
1	6	13 PARK JEONGAH		3	16	5 POPOVIC
1	4	14 YANG HYO JIN		2	4	18 BOSKOVIC
5	49	Total Team	Serve	1	5	1 BUSA
2	6	13 PARK JEONGAH		7	74	Total Team
2	7	4 KIM HEEJIN		6	18	18 BOSKOVIC
1	10	10 KIM YEON KOUNG	1	9	5 POPOVIC	
16		Total Team	Opponent Error	17		Total Team
48	170	Total Team	Total	75	193	Total Team
11	46	10 KIM YEON KOUNG	Best Scorer	33	67	18 BOSKOVIC
98 km/h		11 KIM SU JI	Fastest Serve	104 km/h		18 BOSKOVIC

Legend:

(c) Team Captain
L Libero
MB Middle Blocker
nn Substitute where nn = shirt number of outgoing player
O Opposite
Pos. Playing position
S Setter

Atts Attempts
L Substitute libero
n Starting line-up where n = starting position on court (i.e. positions 1 to 6)
No. Shirt number
OH Outside Hitter
Pts Points scored



Match Results

試合結果 / Résultats du match

Match 36

SRB vs USA
0 3

Match Duration: 1h 26min

Team	Sets	1	2	3	Total
SRB	0	19	15	23	57
USA	3	25	25	25	75
	Playing Time	24min	23min	33min	1h 20min

1st Referee: CASAMIQUELA Hernan (ARG)

2nd Referee: RODRIGUEZ Susana (ESP)

Challenge Referee: KRAFT Heike (GER)

SRB - Serbia														
No.	Name	Pos.	Line-up					Points by Set					Pts	
			1	2	3	4	5	1	2	3	4	5		
1	BUSA	OH	2	3	2						1	3		4
5	POPOVIC	MB	3	4	3					5		1		6
8	MIRKOVIC	S		10	10									
9	MIHAJLOVIC	OH												
10	OGNJENOVIC (c)	S	1	2	1					1		1		2
13	BJELICA	O												
14	ALEKSIC	MB		16										
16	RASIC	MB	6	1	6					1	2	2		5
17	POPOVIC	L	L	L	L									
18	BOSKOVIC	O	4	5	4					6	6	7		19
19	MILENKOVIC	OH	5	6	5					2		2		4
20	BLAGOJEVIC	OH		1	1									
Head Coach: TERZIC Zoran														
Assistant Coach: KOVACEVIC Branko / ALEKSANDRIC Dejan / BANKOVIC														

USA - United States														
No.	Name	Pos.	Line-up					Points by Set					Pts	
			1	2	3	4	5	1	2	3	4	5		
1	HANCOCK	S												
2	POULTER	S	6	6	6							2		2
4	WONG-ORANTES	L	L	L	L									
10	LARSON (c)	OH	1	1	1					5	3	7		15
11	DREWS	O	3	3	3					6	5	6		17
12	THOMPSON	O												
14	BARTSCH-HACKLEY	OH	4	4	4					6	2	1		9
15	HILL	OH			16									
16	AKINRADEWO	MB	2	2	2					2	3	3		8
22	WASHINGTON	MB	5	5	5					3	2	2		7
23	ROBINSON	OH												
24	OGBOGU	MB												
Head Coach: KIRALY Karch														
Assistant Coach: SLABE Luka (SLO) / DUNPHY Marv / MIYASHIRO Tamari														

TEAM AND PLAYER PERFORMANCES

Won	Total Atts	No. Name	Scoring Skills	Won	Total Atts	No. Name
32	80	Total Team	Attack	40	91	Total Team
16	41	18 BOSKOVIC		12	32	11 DREWS
5	9	5 POPOVIC		11	20	10 LARSON
4	9	16 RASIC		7	25	14 BARTSCH-HACKLEY
8	41	Total Team	Block	12	40	Total Team
3	6	18 BOSKOVIC		3	10	16 AKINRADEWO
1	6	10 OGNJENOVIC		2	5	10 LARSON
1	7	1 BUSA		2	6	14 BARTSCH-HACKLEY
	59	Total Team	Serve	6	73	Total Team
				3	11	11 DREWS
				2	15	10 LARSON
				1	7	22 WASHINGTON
17		Total Team	Opponent Error	17		Total Team
57	180	Total Team		Total	75	204
19	56	18 BOSKOVIC	Best Scorer	17	50	11 DREWS
101 km/h		18 BOSKOVIC	Fastest Serve	105 km/h		14 BARTSCH-HACKLEY

Legend:

(c) Team Captain
L Libero
MB Middle Blocker
nn Substitute where nn = shirt number of outgoing player
O Opposite
Pos. Playing position
S Setter

Atts Attempts
L Substitute libero
n Starting line-up where n = starting position on court (i.e. positions 1 to 6)
No. Shirt number
OH Outside Hitter
Pts Points scored



Match Results

試合結果 / Résultats du match

Match 35

BRA vs KOR
3 0

Match Duration: 1h 29min

Team	Sets	1	2	3	Total
BRA	3	25	25	25	75
KOR	0	16	16	16	48
	Playing Time	28min	27min	27min	1h 22min

1st Referee: MACIAS Luis Gerardo (MEX)

2nd Referee: CESPEDES Denny (DOM)

Challenge Referee: BOUDAYA Taoufik (TUN)

BRA - Brazil													
No.	Name	Pos.	Line-up					Points by Set					Pts
			1	2	3	4	5	1	2	3	4	5	
2	CAROL GATTAZ	MB	6	6	6			2	1				3
7	ROSAMARIA	OH	4	4	4			4	5	1			10
8	MACRIS	S	1	1	1			1	1	1			3
9	ROBERTA	S		7	7								
10	GABI	OH	2	2	2			1	5	6			12
12	NATALIA (c)	OH		8	8				4	3			7
15	CAROL	MB	3	3	3			4	2	1			7
16	FE GARAY	OH	5	5	5			5	4	8			17
17	ANA CRISTINA	OH		2	2								
18	C. BRAIT	L	L	L	L								
20	ANA BEATRIZ	MB											

Head Coach: GUIMARAES Jose Roberto
Assistant Coach: WAGNER LUIZ Coppini Fernandes / BARROS JR Paulo

KOR - Republic of Korea														
No.	Name	Pos.	Line-up					Points by Set					Pts	
			1	2	3	4	5	1	2	3	4	5		
1	LEE SOYOUNG	OH		4	4						1	1		2
3	YEUM HYE SEON	S	2	3	1						1			1
4	KIM HEEJIN	O	5	6	3			2	2	1			5	
7	AN HYEJIN	S	4		1									
8	PARK EUNJIN	MB		11	6									
9	OH JIYOUNG	L	L	L	L									
10	KIM YEON KOUNG (c)	OH	3	4	5			3	2	5			10	
11	KIM SU JI	MB	1	2				1	2				3	
13	PARK JEONGAH	OH	6	1	2			3	4	3			10	
14	YANG HYU JIN	MB	4	5	3			2	2				4	
16	JEONG JIYUN	O	3					2					2	
19	PYO SEUNGJU	OH		13										

Head Coach: LAVARINI Stefano (ITA)
Assistant Coach: HERNANDEZ GONZALEZ Cesar (ESP) / CHOI Yunji

TEAM AND PLAYER PERFORMANCES

Won	Total Atts	No. Name	Scoring Skills	Won	Total Atts	No. Name
40	85	Total Team	Attack	32	103	Total Team
13	23	16 FE GARAY		10	27	10 KIM YEON KOUNG
9	21	10 GABI		10	33	13 PARK JEONGAH
8	20	7 ROSAMARIA		4	21	4 KIM HEEJIN
15	46	Total Team	Block	3	30	Total Team
3	6	10 GABI		2	9	14 YANG HYU JIN
3	4	12 NATALIA		1	4	11 KIM SU JI
4	73	Total Team	Serve	2	50	Total Team
1	2	12 NATALIA		1	7	3 YEUM HYE SEON
1	16	15 CAROL		1	7	4 KIM HEEJIN
1	16	16 FE GARAY	Opponent Error	11		Total Team
16		Total Team		48	183	Total Team
75	204	Total Team	Best Scorer	10	37	10 KIM YEON KOUNG
17	44	16 FE GARAY	Fastest Serve	84 km/h		1 LEE SOYOUNG
86 km/h		17 ANA CRISTINA				

Legend:			
(c)	Team Captain	Atts	Attempts
L	Libero	L	Substitute libero
MB	Middle Blocker	n	Starting line-up where n = starting position on court (i.e. positions 1 to 6)
nn	Substitute where nn = shirt number of outgoing player	No.	Shirt number
O	Opposite	OH	Outside Hitter
Pos.	Playing position	Pts	Points scored
S	Setter		



Match Results

試合結果 / Résultats du match

Match 32

KOR vs TUR
3 2

Match Duration: 2h 30min

Team	Sets	1	2	3	4	5	Total
KOR	3	17	25	28	18	15	103
TUR	2	25	17	26	25	13	106
	Playing Time	24min	27min	38min	28min	20min	2h 17min

1st Referee: ALROUSI Hamid (UAE)

2nd Referee: ROLF Pati (USA)

Challenge Referee: NEDERHOED Jacobus (NED)

KOR - Republic of Korea

No.	Name	Pos.	Line-up					Points by Set					Pts	
			1	2	3	4	5	1	2	3	4	5		
1	LEE SOYOUNG	OH	4				13	1			1			2
3	YEUM HYE SEON	S	2	1	3	2	2		1	1				2
4	KIM HEEJIN	O	5	4	6	5	5	4	3		2			9
7	AN HYEJIN	S	14							2				2
8	PARK EUNJIN	MB			14	4	1			2				2
9	OH JIYOUNG	L	L	L	L	L	L							
10	KIM YEON KOUNG (c)	OH	3	2	4	3	3	6	5	6	4	7		28
11	KIM SU JI	MB	1	6	2	1		1	1	1				3
13	PARK JEONGAH	OH	6	5	1	6	6	4	4	6		2		16
14	YANG HYU JIN	MB	4	3	5	4	4	3	4	4				11
16	JEONG JIYUN	O			4	3				1	3			4
19	PYO SEUNGJU	OH			13	13	13							

Head Coach: LAVARINI Stefano (ITA)

Assistant Coach: HERNANDEZ GONZALEZ Cesar (ESP) / CHOI Yunji

TUR - Turkey

No.	Name	Pos.	Line-up					Points by Set					Pts	
			1	2	3	4	5	1	2	3	4	5		
2	AKOZ	L	L	L	L	L	L							
3	OZBAY	S	1	2	1	1	1			2				2
4	SENOGLU	OH			5	9	5			1	4	3		8
5	ERCAN	OH		7	2	2	2			1	1	2		4
6	AKMAN	MB												
7	BALADIN	OH	5	6			5	2				1		3
9	ISMAILOGLU	OH	2	3	5	5	4	3	2	2	1			8
11	AYDEMIR AKYOL	S	13	13	3	13	13			1				1
13	BOZ	OH	4	5	4	4	4	6	5	6	2	5		24
14	ERDEM DUNDAR (c)	MB	6	1	6	6	6	3	1	5	4	2		15
18	GUNES	MB	3	4	3	3	3	6	1	5	2			14
99	KARAKURT	OH	3	3		3	3	1	2		3	1		7

Head Coach: GUIDETTI Giovanni (ITA)

Assistant Coach: HAMURCU Alper / VATANSEVER Recep / BRACCESCHI Alessa

TEAM AND PLAYER PERFORMANCES

Won	Total Atts	No. Name	Scoring Skills	Won	Total Atts	No. Name
63	162	Total Team	Attack	63	144	Total Team
26	53	10 KIM YEON KOUNG		22	50	13 BOZ
15	40	13 PARK JEONGAH		10	18	14 ERDEM DUNDAR
6	29	4 KIM HEEJIN		9	17	18 GUNES
12	64	Total Team	Block	16	78	Total Team
6	17	14 YANG HYU JIN		5	20	14 ERDEM DUNDAR
3	6	4 KIM HEEJIN		4	25	18 GUNES
1	9	13 PARK JEONGAH		1	2	4 SENOGLU
4	103	Total Team	Serve	7	105	Total Team
2	21	11 KIM SU JI		2	13	5 ERCAN
1	17	10 KIM YEON KOUNG		2	3	99 KARAKURT
1	15	3 YEUM HYE SEON		1	22	13 BOZ
24		Total Team	Opponent Error	20		Total Team
103	329	Total Team		106	327	Total Team
28	78	10 KIM YEON KOUNG	Best Scorer	24	78	13 BOZ
102 km/h		3 YEUM HYE SEON	Fastest Serve	88 km/h		99 KARAKURT

Legend:			
(c)	Team Captain	Atts	Attempts
L	Libero	L	Substitute libero
MB	Middle Blocker	n	Starting line-up where n = starting position on court (i.e. positions 1 to 6)
nn	Substitute where nn = shirt number of outgoing player	No.	Shirt number
O	Opposite	OH	Outside Hitter
Pos.	Playing position	Pts	Points scored
S	Setter		



Match Results

試合結果 / Résultats du match

Match 34

DOM vs USA
0 3

Match Duration: 1h 29min

Team	Sets	1	2	3	Total
DOM	0	11	20	19	50
USA	3	25	25	25	75
Playing Time		23min	29min	31min	1h 23min

1st Referee: MACIAS Luis Gerardo (MEX)

2nd Referee: KANG Joo-Hee (KOR)

Challenge Referee: BOUDAYA Taoufik (TUN)

DOM - Dominican Rep.														
No.	Name	Pos.	Line-up					Points by Set					Pts	
			1	2	3	4	5	1	2	3	4	5		
1	VALDEZ	MB	2	2	5			2	1	2				5
3	EVE	MB												
5	CASTILLO	L	L	L	L									
6	DOMINGUEZ	S			14									
7	MARTE	S	3	6	6									
14	RIVERA (c)	OH	1	3	3			3	4					7
16	PENA ISABEL	OH	1	18	1									
18	De La CRUZ	OH	4	1				1	1					2
20	MARTINEZ B.	OH	6	4	4			2	6	8				16
21	MARTINEZ J.	MB	5	5	2			1	4	1				6
23	GONZALEZ	O		7	7					1				1
25	MARTINEZ	OH	21	1	1									
Head Coach: KWIEK Marcos (BRA)														
Assistant Coach: ROCHA PACHECO Wagner (BRA) / SANCHEZ DURAN Wilso														

USA - United States														
No.	Name	Pos.	Line-up					Points by Set					Pts	
			1	2	3	4	5	1	2	3	4	5		
1	HANCOCK	S	6	6	6			2	1					3
2	POULTER	S												
4	WONG-ORANTES	L	L	L	L									
10	LARSON (c)	OH	1	1	1			1	4	2				7
11	DREWS	O	3	3	3			5	6	10				21
12	THOMPSON	O												
14	BARTSCH-HACKLEY	OH	4	4	4			5	3	5				13
15	HILL	OH		16	16					1				1
16	AKINRADEWO	MB	2	2	2			2	2	3				7
22	WASHINGTON	MB	5	5	5			5	2	3				10
23	ROBINSON	OH												
24	OGBOGU	MB												
Head Coach: KIRALY Karch														
Assistant Coach: SLABE Luka (SLO) / DUNPHY Marv / MIYASHIRO Tamari														

TEAM AND PLAYER PERFORMANCES

Won	Total Atts	No. Name	Scoring Skills	Won	Total Atts	No. Name
32	92	Total Team	Attack	48	107	Total Team
15	34	20 MARTINEZ B.		21	36	11 DREWS
7	18	14 RIVERA		12	39	14 BARTSCH-HACKLEY
4	5	1 VALDEZ		7	13	22 WASHINGTON
5	51	Total Team	Block	8	52	Total Team
3	15	21 MARTINEZ J.		3	10	16 AKINRADEWO
1	8	1 VALDEZ		2	13	22 WASHINGTON
1	6	20 MARTINEZ B.		1	7	1 HANCOCK
	52	Total Team	Serve	6	73	Total Team
				2	16	16 AKINRADEWO
				1	4	15 HILL
				1	14	10 LARSON
13		Total Team	Opponent Error	13		Total Team
50	195	Total Team		75	232	Total Team
16	47	20 MARTINEZ B.	Best Scorer	21	56	11 DREWS
95 km/h		20 MARTINEZ B.	Fastest Serve	94 km/h		1 HANCOCK

Legend:			
(c)	Team Captain	Atts	Attempts
L	Libero	L	Substitute libero
MB	Middle Blocker	n	Starting line-up where n = starting position on court (i.e. positions 1 to 6)
nn	Substitute where nn = shirt number of outgoing player	No.	Shirt number
O	Opposite	OH	Outside Hitter
Pos.	Playing position	Pts	Points scored
S	Setter		



Match Results

試合結果 / Résultats du match

REVISED
4 AUG 18:21

Match 33

SRB vs ITA
3 0

Match Duration: 1h 18min

Team	Sets	1	2	3	Total
SRB	3	25	25	25	75
ITA	0	21	14	21	56
Playing Time		24min	22min	26min	1h 12min

1st Referee: TURCI Paulo (BRA)

2nd Referee: MAKSHANOV Evgeny (RUS)

Challenge Referee: KRAFT Heike (GER)

SRB - Serbia													
No.	Name	Pos.	Line-up					Points by Set					Pts
			1	2	3	4	5	1	2	3	4	5	
1	BUSA	OH	2	3	2			2	2	1			5
5	POPOVIC	MB	3	4	3			1	2	3			6
8	MIRKOVIC	S											
9	MIHAJLOVIC	OH											
10	OGNJENOVIC (c)	S	1	2	1			1	3				4
13	BJELICA	O											
14	ALEKSIC	MB											
16	RASIC	MB	6	1	6			3	2	5			10
17	POPOVIC	L	L	L	L								
18	BOSKOVIC	O	4	5	4			8	7	9			24
19	MILENKOVIC	OH	5	6	5			1	2	3			6
20	BLAGOJEVIC	OH											
Head Coach: TERZIC Zoran													
Assistant Coach: KOVACEVIC Branko / ALEKSANDRIC Dejan / BANKOVIC													

ITA - Italy														
No.	Name	Pos.	Line-up					Points by Set					Pts	
			1	2	3	4	5	1	2	3	4	5		
1	SOROKAITE	O	13											
5	MALINOV	S	1					1					1	
6	De GENNARO	L	L	L	L									
7	FOLIE	MB			11					2			2	
8	ORRO	S	5	1	2					1			1	
9	BOSETTI	OH	5	5	6			1	3	2			6	
10	CHIRICHELLA	MB	13	1						1			1	
11	DANESI	MB	6	6	4			3	1	2			6	
13	FAHR	MB	3	3				1	1				2	
14	PIETRINI	OH	2	2	3			3	1	3			7	
17	SYLLA (c)	OH			14									
18	EGONU	O	4	4	5			7	5	4			16	
Head Coach: MAZZANTI Davide														
Assistant Coach: BENDANDI Simone / BREGOLI Giulio Cesare														

TEAM AND PLAYER PERFORMANCES

Won	Total Atts	No. Name	Scoring Skills	Won	Total Atts	No. Name
43	84	Total Team	Attack	33	94	Total Team
21	40	18 BOSKOVIC		15	45	18 EGONU
7	13	16 RASIC		7	15	14 PIETRINI
5	11	1 BUSA		6	16	9 BOSETTI
10	51	Total Team	Block	7	47	Total Team
3	10	18 BOSKOVIC		3	10	11 DANESI
3	11	16 RASIC		1	2	5 MALINOV
2	9	19 MILENKOVIC		1	4	8 ORRO
2	74	Total Team	Serve	2	57	Total Team
2	20	10 OGNJENOVIC		1	3	7 FOLIE
				1	11	18 EGONU
20		Total Team	Opponent Error	14		Total Team
75	209	Total Team		56	198	Total Team
24	57	18 BOSKOVIC	Best Scorer	16	61	18 EGONU
102 km/h		18 BOSKOVIC	Fastest Serve	105 km/h		18 EGONU

Legend:			
(c)	Team Captain	Atts	Attempts
L	Libero	L	Substitute libero
MB	Middle Blocker	n	Starting line-up where n = starting position on court (i.e. positions 1 to 6)
nn	Substitute where nn = shirt number of outgoing player	No.	Shirt number
O	Opposite	OH	Outside Hitter
Pos.	Playing position	Pts	Points scored
S	Setter		



Match Results

試合結果 / Résultats du match

Match 31

BRA vs ROC
3 1

Match Duration: 2h 10min

Team	Sets	1	2	3	4	Total
BRA	3	23	25	25	25	98
ROC	1	25	21	19	22	87
	Playing Time	31min	32min	28min	31min	2h 2min

1st Referee: COLLADOS Fabrice (FRA)

2nd Referee: RODRIGUEZ Susana (ESP)

Challenge Referee: KRAFT Heike (GER)

BRA - Brazil													
No.	Name	Pos.	Line-up					Points by Set					Pts
			1	2	3	4	5	1	2	3	4	5	
2	CAROL GATTAZ	MB	6	6	5	5		4	9	3			16
7	ROSAMARIA	OH	9	11	3	3		1	4	4	7		16
8	MACRIS	S	11	9	6	6					1		1
9	ROBERTA	S	1	1		7							
10	GABI	OH	2	2	1	1		4	6	2	6		18
11	TANDARA	OH	4	4		8		3	3				6
12	NATALIA (c)	OH	15	2									
15	CAROL	MB	3	3	2	2		5	4		1		10
16	FE GARAY	OH	5	5	4	4		6	1	5	2		14
17	ANA CRISTINA	OH											
18	C. BRAIT	L	L	L	L	L							
20	ANA BEATRIZ	MB											
Head Coach: GUIMARAES Jose Roberto													
Assistant Coach: WAGNER LUIZ Coppini Fernandes / BARROS JR Paulo													

ROC - ROC													
No.	Name	Pos.	Line-up					Points by Set					Pts
			1	2	3	4	5	1	2	3	4	5	
4	PILIPENKO	OH											
5	MATVEEVA	S	13			13							
6	KOROLEVA	MB	5	6	5	5		2	4	3	5		14
8	GONCHAROVA	O	3	4	3	6		7		1	3		11
10	FEDOROVSEVA	O	1	2	1	4		6	6	2	6		20
12	LAZAREVA A.	O		16	8								
13	STARTSEVA (c)	S	6	1	6	3							
14	FETISOVA	MB	2	3	2			4	2				6
16	VORONKOVA	OH	4	5	4	1		4	4	8	2		18
19	PODKOPAIEVA	L	L	L	L	L							
25	SMIRNOVA	OH	6	14		8							
26	ENINA	MB			14	2					2	1	3
Head Coach: BUSATO Sergio (ITA)													
Assistant Coach: BULYCHEV Yury (RUS)													

TEAM AND PLAYER PERFORMANCES

Won	Total Atts	No. Name	Scoring Skills	Won	Total Atts	No. Name
59	138	Total Team	Attack	55	136	Total Team
16	35	10 GABI		18	39	10 FEDOROVSEVA
12	27	16 FE GARAY		16	39	16 VORONKOVA
11	16	2 CAROL GATTAZ		9	33	8 GONCHAROVA
16	84	Total Team	Block	15	79	Total Team
6	17	7 ROSAMARIA		6	16	6 KOROLEVA
4	17	15 CAROL		4	15	14 FETISOVA
3	17	2 CAROL GATTAZ		2	12	8 GONCHAROVA
6	97	Total Team	Serve	2	88	Total Team
2	13	2 CAROL GATTAZ		1	15	16 VORONKOVA
2	9	7 ROSAMARIA		1	22	10 FEDOROVSEVA
1	10	8 MACRIS				
17		Total Team	Opponent Error	15		Total Team
98	319	Total Team		87	303	Total Team
18	63	10 GABI	Best Scorer	20	67	10 FEDOROVSEVA
90 km/h		8 MACRIS	Fastest Serve	92 km/h		16 VORONKOVA

Legend:			
(c)	Team Captain	Atts	Attempts
L	Libero	L	Substitute libero
MB	Middle Blocker	n	Starting line-up where n = starting position on court (i.e. positions 1 to 6)
nn	Substitute where nn = shirt number of outgoing player	No.	Shirt number
O	Opposite	OH	Outside Hitter
Pos.	Playing position	Pts	Points scored
S	Setter		



Competition Summary - Preliminary Round

競技結果 - 予選ラウンド / Résumé de la compétition - tour préliminaire

As of MON 2 AUG 2021 at 23:28

Pool A				Points per Set					Total Points	Match Duration	Spectators
Match	Date	Teams	Sets	1	2	3	4	5			
3	25 JUL 2021	SRB vs DOM	3 - 0	25 - 18	25 - 12	25 - 20			75 - 50	1h 23min	
5	25 JUL 2021	JPN vs KEN	3 - 0	25 - 15	25 - 11	25 - 23			75 - 49	1h 24min	
6	25 JUL 2021	BRA vs KOR	3 - 0	25 - 10	25 - 22	25 - 19			75 - 51	1h 34min	
9	27 JUL 2021	JPN vs SRB	0 - 3	23 - 25	16 - 25	24 - 26			63 - 76	1h 27min	
11	27 JUL 2021	BRA vs DOM	3 - 2	22 - 25	25 - 17	25 - 13	23 - 25	15 - 12	110 - 92	2h 38min	
12	27 JUL 2021	KOR vs KEN	3 - 0	25 - 14	25 - 22	26 - 24			76 - 60	1h 41min	
14	29 JUL 2021	KOR vs DOM	3 - 2	25 - 20	17 - 25	25 - 18	15 - 25	15 - 12	97 - 100	2h 25min	
15	29 JUL 2021	SRB vs KEN	3 - 0	25 - 21	25 - 11	25 - 20			75 - 52	1h 20min	
17	29 JUL 2021	JPN vs BRA	0 - 3	16 - 25	18 - 25	24 - 26			58 - 76	1h 31min	
19	31 JUL 2021	DOM vs KEN	3 - 0	25 - 19	25 - 18	25 - 10			75 - 47	1h 24min	
22	31 JUL 2021	SRB vs BRA	1 - 3	20 - 25	16 - 25	25 - 23	19 - 25		80 - 98	2h 2min	
23	31 JUL 2021	JPN vs KOR	2 - 3	19 - 25	25 - 19	22 - 25	25 - 15	14 - 16	105 - 100	2h 30min	
25	2 AUG 2021	SRB vs KOR	3 - 0	25 - 18	25 - 17	25 - 15			75 - 50	1h 19min	
29	2 AUG 2021	JPN vs DOM	1 - 3	10 - 25	23 - 25	25 - 19	19 - 25		77 - 94	2h 0min	
30	2 AUG 2021	BRA vs KEN	3 - 0	25 - 10	25 - 16	25 - 8			75 - 34	1h 13min	

Pool B				Points per Set					Total Points	Match Duration	Spectators
Match	Date	Teams	Sets	1	2	3	4	5			
1	25 JUL 2021	ROC vs ITA	0 - 3	23 - 25	19 - 25	14 - 25			56 - 75	1h 32min	
2	25 JUL 2021	USA vs ARG	3 - 0	25 - 20	25 - 19	25 - 20			75 - 59	1h 32min	
4	25 JUL 2021	CHN vs TUR	0 - 3	21 - 25	14 - 25	14 - 25			49 - 75	1h 27min	
7	27 JUL 2021	ROC vs ARG	3 - 0	25 - 19	25 - 15	25 - 13			75 - 47	1h 20min	
8	27 JUL 2021	CHN vs USA	0 - 3	27 - 29	22 - 25	21 - 25			70 - 79	1h 41min	
10	27 JUL 2021	ITA vs TUR	3 - 1	25 - 22	23 - 25	25 - 20	25 - 15		98 - 82	1h 57min	
13	29 JUL 2021	ITA vs ARG	3 - 0	25 - 21	25 - 16	25 - 15			75 - 52	1h 18min	
16	29 JUL 2021	CHN vs ROC	2 - 3	17 - 25	25 - 23	25 - 20	25 - 27	12 - 15	104 - 110	2h 39min	
18	29 JUL 2021	USA vs TUR	3 - 2	25 - 19	25 - 20	17 - 25	20 - 25	15 - 12	102 - 101	2h 18min	
20	31 JUL 2021	USA vs ROC	0 - 3	20 - 25	12 - 25	19 - 25			51 - 75	1h 29min	
21	31 JUL 2021	ARG vs TUR	0 - 3	23 - 25	20 - 25	18 - 25			61 - 75	1h 28min	
24	31 JUL 2021	CHN vs ITA	3 - 0	25 - 21	25 - 20	26 - 24			76 - 65	1h 32min	
26	2 AUG 2021	USA vs ITA	3 - 2	21 - 25	25 - 16	25 - 27	25 - 16	15 - 12	111 - 96	2h 29min	
27	2 AUG 2021	ROC vs TUR	2 - 3	25 - 21	23 - 25	23 - 25	25 - 15	10 - 15	106 - 101	2h 29min	
28	2 AUG 2021	CHN vs ARG	3 - 0	25 - 15	25 - 22	25 - 19			75 - 56	1h 21min	

Statistics of	Average match duration	Average spectators	Total spectators
Preliminary Round	1h 45min		

Pool A																	
Rank	Team	Matches			Results Details							Sets			Points		
		Played	Won	Lost	3-0	3-1	3-2	2-3	1-3	0-3	Points	Won	Lost	Ratio	Won	Lost	Ratio
1	BRA	5	5	0	3	1	1				14	15	3	5.000	434	315	1.378
2	SRB	5	4	1	4				1		12	13	3	4.333	381	313	1.217
3	KOR	5	3	2	1		2			2	7	9	10	0.900	374	415	0.901
4	DOM	5	2	3	1	1		2		1	8	10	10	1.000	411	406	1.012
5	JPN	5	1	4	1			1	1	2	4	6	12	0.500	378	395	0.957
6	KEN	5	0	5						5	0	0	15	0.000	242	376	0.644

Pool B																	
Rank	Team	Matches			Results Details							Sets			Points		
		Played	Won	Lost	3-0	3-1	3-2	2-3	1-3	0-3	Points	Won	Lost	Ratio	Won	Lost	Ratio
1	USA	5	4	1	2		2			1	10	12	7	1.714	418	401	1.042
2	ITA	5	3	2	2	1		1		1	10	11	7	1.571	409	377	1.085
3	TUR	5	3	2	2		1	1	1		9	12	8	1.500	434	416	1.043
4	ROC	5	3	2	2		1	1		1	9	11	8	1.375	422	378	1.116
5	CHN	5	2	3	2			1		2	7	8	9	0.889	374	385	0.971
6	ARG	5	0	5						5	0	0	15	0.000	275	375	0.733

Legend:
Ratio Ratio of points or sets won/lost



Match Results

試合結果 / Résultats du match

Match 3

SRB vs DOM
3 0

Match Duration: 1h 23min

Team	Sets	1	2	3	Total
SRB	3	25	25	25	75
DOM	0	18	12	20	50
Playing Time		26min	23min	26min	1h 15min

1st Referee: KANG Joo-Hee (KOR)

2nd Referee: MAKSHANOV Evgeny (RUS)

Challenge Referee: BOUDAYA Taoufik (TUN)

SRB - Serbia

No.	Name	Pos.	Line-up					Points by Set					Pts	
			1	2	3	4	5	1	2	3	4	5		
1	BUSA	OH		16	20						1			1
5	POPOVIC	MB	3	2	3					3	1			4
8	MIRKOVIC	S			10									
9	MIHAJLOVIC	OH	19							2				2
10	OGNJENOVIC (c)	S	1	6	1					1	2	1		4
13	BJELICA	O												
14	ALEKSIC	MB			16						1			1
16	RASIC	MB	6	5	6					3	6	1		10
17	POPOVIC	L	L	L	L									
18	BOSKOVIC	O	4	3	4					8	7	13		28
19	MILENKOVIC	OH	5	4	5					2	4	1		7
20	BLAGOJEVIC	OH	2	1	2					3	1			4

Head Coach: TERZIC Zoran

Assistant Coach: KOVACEVIC Branko / ALEKSANDRIC Dejan / BANKOVIC Miroslav

DOM - Dominican Rep.

No.	Name	Pos.	Line-up					Points by Set					Pts	
			1	2	3	4	5	1	2	3	4	5		
1	VALDEZ	MB	1	5	5									
3	EVE	MB		1	1									1
5	CASTILLO	L	L	L	L									
6	DOMINGUEZ	S	14											
7	MARTE	S	5	3	6								1	1
14	RIVERA (c)	OH	2	6	23					1	2	2		5
16	PENA ISABEL	OH		18	1							6		6
18	De La CRUZ	OH	6	4						2	1			3
20	MARTINEZ B.	OH	3	1	4					2	2	1		5
21	MARTINEZ J.	MB	4	2	2					4	1	3		8
23	GONZALEZ	O	7	14	3					1		1		2
25	MARTINEZ	OH	1											

Head Coach: KWIEK Marcos (BRA)

Assistant Coach: ROCHA PACHECO Wagner (BRA) / SANCHEZ DURAN Wilson

TEAM AND PLAYER PERFORMANCES

Won	Total Atts	No. Name	Scoring Skills	Won	Total Atts	No. Name
42	81	Total Team	Attack	26	88	Total Team
24	43	18 BOSKOVIC		6	7	16 PENA ISABEL
5	11	19 MILENKOVIC		5	10	21 MARTINEZ J.
3	11	20 BLAGOJEVIC		5	28	20 MARTINEZ B.
15	50	Total Team	Block	5	26	Total Team
6	12	16 RASIC		3	5	21 MARTINEZ J.
3	12	18 BOSKOVIC		1	2	23 GONZALEZ
2	7	19 MILENKOVIC		1	6	14 RIVERA
4	74	Total Team	Serve		51	Total Team
1	11	10 OGNJENOVIC				
1	10	16 RASIC				
1	4	1 BUSA				
14		Total Team	Opponent Error	19		Total Team
75	205	Total Team	Total	50	165	Total Team
28	67	18 BOSKOVIC	Best Scorer	8	23	21 MARTINEZ J.
103 km/h		18 BOSKOVIC	Fastest Serve	96 km/h		21 MARTINEZ J.

Legend:			
(c)	Team Captain	Atts	Attempts
L	Libero	L	Substitute libero
MB	Middle Blocker	n	Starting line-up where n = starting position on court (i.e. positions 1 to 6)
nn	Substitute where nn = shirt number of outgoing player	No.	Shirt number
O	Opposite	OH	Outside Hitter
Pos.	Playing position	Pts	Points scored
S	Setter		



Match Results

試合結果 / Résultats du match

Match 5 **JPN vs KEN** Match Duration: 1h 24min
3 0

Team	Sets	1	2	3	Total
JPN	3	25	25	25	75
KEN	0	15	11	23	49
Playing Time		25min	23min	31min	1h 19min

1st Referee: COLLADOS Fabrice (FRA)

2nd Referee: ALROUSI Hamid (UAE)

Challenge Referee: KRAFT Heike (GER)

JPN - Japan													
No.	Name	Pos.	Line-up					Points by Set					Pts
			1	2	3	4	5	1	2	3	4	5	
1	KUROGO	OH	3	3	3			6	2	5			13
2	KOGA	OH	4	4	4			4	4	2			10
3	TASHIRO	S			12								
4	ISHIKAWA	OH	1	1	1			5	5	3			13
5	SHIMAMURA	MB	2	5	5			2	3	3			8
6	KOBATA	L	L	L	L								
8	ISHII	OH			2					1			1
9	OKUMURA	MB											
11	ARAKI (c)	MB	5	2	2			1	2	1			4
12	MOMII	S	6	6	6			1		1			2
15	HAYASHI	OH	5	5									
19	YAMADA	MB											
Head Coach: NAKADA Kumi													
Assistant Coach: AIHARA Noboru / KIMURA Taisuke													

KEN - Kenya													
No.	Name	Pos.	Line-up					Points by Set					Pts
			1	2	3	4	5	1	2	3	4	5	
1	WACU	S	1	1	1			1	1	1			3
4	KASAYA	OH	5	5	5			2	1	3			6
5	CHUMBA	O	4	4	4			6	1	11			18
8	JOY	S	5	5									
10	MURAMBI	OH											
12	EKARU	MB	6	6				2					2
13	LORINE	MB	12	3				1	4				5
14	MOIM (c)	OH	2	2	2			2	1	2			5
15	JEPKIRUI	OH											
16	KUNDU	L	L	L	L								
18	CHEMTAI	O	1	1				1					1
19	WISAH	MB	3	3	6					1			1
Head Coach: de MOURA Luizomar (BRA)													
Assistant Coach: AROSTI Jefferson (BRA) / BUSIENEI BITOK Paul													

TEAM AND PLAYER PERFORMANCES

Won	Total Atts	No. Name	Scoring Skills	Won	Total Atts	No. Name
41	84	Total Team	Attack	33	99	Total Team
12	24	1 KUROGO		16	36	5 CHUMBA
11	18	4 ISHIKAWA		6	22	4 KASAYA
9	19	2 KOGA	3	7	1 WACU	
8	35	Total Team	Block	8	43	Total Team
4	10	5 SHIMAMURA		3	7	13 LORINE
2	3	12 MOMII		2	8	5 CHUMBA
1	6	4 ISHIKAWA	2	5	14 MOIM	
2	72	Total Team	Serve		52	Total Team
1	14	4 ISHIKAWA				
1	13	1 KUROGO				
24		Total Team	Opponent Error	8		Total Team
75	191	Total Team		Total	49	194
13	38	4 ISHIKAWA	Best Scorer	18	51	5 CHUMBA
86 km/h		4 ISHIKAWA	Fastest Serve	86 km/h		14 MOIM

Legend:			
(c)	Team Captain	Atts	Attempts
L	Libero	L	Substitute libero
MB	Middle Blocker	n	Starting line-up where n = starting position on court (i.e. positions 1 to 6)
nn	Substitute where nn = shirt number of outgoing player	No.	Shirt number
O	Opposite	OH	Outside Hitter
Pos.	Playing position	Pts	Points scored
S	Setter		



Match Results

試合結果 / Résultats du match

Match 6

BRA vs KOR
3 0

Match Duration: 1h 34min

Team	Sets	1	2	3	Total
BRA	3	25	25	25	75
KOR	0	10	22	19	51
Playing Time		24min	33min	31min	1h 28min

1st Referee: LIU Jiang (CHN)

2nd Referee: MURANAKA Shin (JPN)

Challenge Referee: KRAFT Heike (GER)

BRA - Brazil														
No.	Name	Pos.	Line-up					Points by Set					Pts	
			1	2	3	4	5	1	2	3	4	5		
2	CAROL GATTAZ	MB	6	6	6			4	1	2				7
7	ROSAMARIA	OH		8	8				2	4				6
8	MACRIS	S	1	1	1				1					1
9	ROBERTA	S		11	11									
10	GABI	OH	2	2	2			2	8	6				16
11	TANDARA	OH	4	4	4			3	6	1				10
12	NATALIA (c)	OH												
15	CAROL	MB	3	3	3			1	2	3				6
16	FE GARAY	OH	5	5	5			9	2	6				17
17	ANA CRISTINA	OH			2									
18	C. BRAIT	L	L	L	L									
20	ANA BEATRIZ	MB												
Head Coach: GUIMARAES Jose Roberto														
Assistant Coach: WAGNER LUIZ Coppini Fernandes / BARROS JR Paulo														

KOR - Republic of Korea														
No.	Name	Pos.	Line-up					Points by Set					Pts	
			1	2	3	4	5	1	2	3	4	5		
1	LEE SOYOUNG	OH		13	13									
3	YEUM HYE SEON	S	1	2	2									
4	KIM HEEJIN	O	4	5	5				3	2				5
7	AN HYEJIN	S	4	3	3									
8	PARK EUNJIN	MB			14									
9	OH JIYOUNG	L	L	L	L									
10	KIM YEON KOUNG (c)	OH	2	3	3			2	7	3				12
11	KIM SU JI	MB	6	1	1				3	2				5
13	PARK JEONGAH	OH	5	6	6			4	3	2				9
14	YANG HYO JIN	MB	3	4	4			1	1	2				4
16	JEONG JIYUN	O	3		4							1		1
19	PYO SEUNGJU	OH		13										
Head Coach: LAVARINI Stefano (ITA)														
Assistant Coach: HERNANDEZ GONZALEZ Cesar (ESP) / CHOI Yunji														

TEAM AND PLAYER PERFORMANCES

Won	Total Atts	No. Name	Scoring Skills	Won	Total Atts	No. Name
52	101	Total Team	Attack	33	99	Total Team
17	30	16 FE GARAY		12	19	10 KIM YEON KOUNG
14	24	10 GABI		8	27	13 PARK JEONGAH
9	24	11 TANDARA	5	11	11 KIM SU JI	
10	53	Total Team	Block	3	43	Total Team
3	15	2 CAROL GATTAZ		2	16	14 YANG HYO JIN
2	5	10 GABI		1	5	13 PARK JEONGAH
2	14	15 CAROL				
1	74	Total Team	Serve		52	Total Team
1	18	15 CAROL				
12		Total Team	Opponent Error	15		Total Team
75	228	Total Team		51	194	Total Team
17	47	16 FE GARAY	Best Scorer	12	32	10 KIM YEON KOUNG
73 km/h		8 MACRIS	Fastest Serve	79 km/h		11 KIM SU JI

Legend:			
(c)	Team Captain	Atts	Attempts
L	Libero	L	Substitute libero
MB	Middle Blocker	n	Starting line-up where n = starting position on court (i.e. positions 1 to 6)
nn	Substitute where nn = shirt number of outgoing player	No.	Shirt number
O	Opposite	OH	Outside Hitter
Pos.	Playing position	Pts	Points scored
S	Setter		



Match Results

試合結果 / Résultats du match

Match 9

JPN vs SRB
0 3

Match Duration: 1h 27min

Team	Sets	1	2	3	Total
JPN	0	23	16	24	63
SRB	3	25	25	26	76
	Playing Time	27min	24min	29min	1h 20min

1st Referee: ROLF Pati (USA)

2nd Referee: MOKRY Juraj (SVK)

Challenge Referee: BOUDAYA Taoufik (TUN)

JPN - Japan		Line-up					Points by Set					Pts	
No.	Name	Pos.	1	2	3	4	5	1	2	3	4		5
1	KUROGO	OH	3	3	3			3	4	5			12
3	TASHIRO	S	12	12	12					1			1
4	ISHIKAWA	OH	1	1	1			3	5	5			13
5	SHIMAMURA	MB	5	5	5			1	2	1			4
6	KOBATA	L	L	L	L								
8	ISHII	OH	4	4				6	2				8
9	OKUMURA	MB											
11	ARAKI (c)	MB	2	2	2			3	1				4
12	MOMII	S	6	6	6					1			1
15	HAYASHI	OH	11	11	4					5			5
19	YAMADA	MB											
Head Coach:		NAKADA Kumi											
Assistant Coach:		AIHARA Noboru / KIMURA Taisuke											

SRB - Serbia		Line-up					Points by Set					Pts	
No.	Name	Pos.	1	2	3	4	5	1	2	3	4		5
1	BUSA	OH	20	20									
5	POPOVIC	MB	3	2	3			3	3	4			10
8	MIRKOVIC	S											
9	MIHAJLOVIC	OH											
10	OGNJENOVIC (c)	S	1	6	1			2	1	1			4
13	BJELICA	O											
14	ALEKSIC	MB											
16	RASIC	MB	6	5	6			2	5	2			9
17	POPOVIC	L	L	L	L								
18	BOSKOVIC	O	4	3	4			15	8	11			34
19	MILENKOVIC	OH	5	4	5			2	1				3
20	BLAGOJEVIC	OH	2	1	2			1	3				4
Head Coach:		TERZIC Zoran											
Assistant Coach:		KOVACEVIC Branko / ALEKSANDRIC Dejan / BANKOVIC Vladim											

TEAM AND PLAYER PERFORMANCES

Won	Total Atts	No. Name	Scoring Skills	Won	Total Atts	No. Name
44	107	Total Team	Attack	50	99	Total Team
13	30	4 ISHIKAWA		31	49	18 BOSKOVIC
9	26	1 KUROGO		7	13	16 RASIC
8	19	8 ISHII		4	12	20 BLAGOJEVIC
2	37	Total Team	Block	11	52	Total Team
1	6	1 KUROGO		5	17	5 POPOVIC
1	10	11 ARAKI		2	9	10 OGNJENOVIC
2	64	Total Team	Serve	2	7	16 RASIC
2	12	1 KUROGO		3	75	Total Team
				1	17	19 MILENKOVIC
15		Total Team	Opponent Error	1	15	5 POPOVIC
63	208	Total Team		1	11	18 BOSKOVIC
				12		Total Team
13	42	4 ISHIKAWA	Total	76	226	Total Team
96 km/h		5 SHIMAMURA	Best Scorer	34	68	18 BOSKOVIC
			Fastest Serve	104 km/h		18 BOSKOVIC

Legend:

(c) Team Captain
L Libero
MB Middle Blocker
nn Substitute where nn = shirt number of outgoing player
O Opposite
Pos. Playing position
S Setter

Atts Attempts
L Substitute libero
n Starting line-up where n = starting position on court (i.e. positions 1 to 6)
No. Shirt number
OH Outside Hitter
Pts Points scored



Match Results

試合結果 / Résultats du match

Match 11

BRA vs DOM
3 2

Match Duration: 2h 38min

Team	Sets	1	2	3	4	5	Total
BRA	3	22	25	25	23	15	110
DOM	2	25	17	13	25	12	92
	Playing Time	33min	30min	22min	40min	21min	2h 26min

1st Referee: RODRIGUEZ Susana (ESP)

2nd Referee: SIMONOVIC Vladimir (SRB)

Challenge Referee: NEDERHOED Jacobus (NED)

BRA - Brazil													
No.	Name	Pos.	Line-up					Points by Set					Pts
			1	2	3	4	5	1	2	3	4	5	
2	CAROL GATTAZ	MB	6	5	5	5	6	3	2	7	2	3	17
7	ROSAMARIA	OH	8	8		8	8					2	2
8	MACRIS	S	1	6	6	6	1				1	1	1
9	ROBERTA	S	11	11		11	11					1	1
10	GABI	OH	2	1	1	1	2	6	5	2	3	4	20
11	TANDARA	OH	4	3	3	3	4	2	4	1	1	2	10
12	NATALIA (c)	OH	15	10		2							
15	CAROL	MB	3	2	2	2	3	3	6	2	1	12	
16	FE GARAY	OH	5	4	4	4	5	6	3	5	11	1	26
17	ANA CRISTINA	OH											
18	C. BRAIT	L	L	L	L	L							
20	ANA BEATRIZ	MB											
Head Coach: GUIMARAES Jose Roberto													
Assistant Coach: WAGNER LUIZ Coppini Fernandes / BARROS JR Paulo													

DOM - Dominican Rep.														
No.	Name	Pos.	Line-up					Points by Set					Pts	
			1	2	3	4	5	1	2	3	4	5		
1	VALDEZ	MB												
3	EVE	MB	2	2	2	3	2	2	1	1	2	1	7	
5	CASTILLO	L	L	L	L	L								
6	DOMINGUEZ	S	23											
7	MARTE	S	6	6	6	1	6	2	1	1		1	5	
14	RIVERA (c)	OH		23			21							
16	PENA ISABEL	OH	1	1	1	5	1	2	3	3	4	12		
18	De La CRUZ	OH	7		23	7	7	1				1		
20	MARTINEZ B.	OH	4	4	4	2	4	4	7	2	8	3	24	
21	MARTINEZ J.	MB	5	5	5	6	5	5	1	3	3	3	15	
23	GONZALEZ	O	3	3	3	4	3	5	1	1	4	1	12	
25	MARTINEZ	OH	3	21			23							
Head Coach: KWIEK Marcos (BRA)														
Assistant Coach: ROCHA PACHECO Wagner (BRA) / SANCHEZ DURAN Wilson														

TEAM AND PLAYER PERFORMANCES

Won	Total Atts	No. Name	Scoring Skills	Won	Total Atts	No. Name
72	155	Total Team	Attack	65	148	Total Team
22	40	16 FE GARAY		21	47	20 MARTINEZ B.
17	43	10 GABI		12	24	21 MARTINEZ J.
12	19	2 CAROL GATTAZ		11	28	23 GONZALEZ
9	78	Total Team	Block	10	60	Total Team
3	23	2 CAROL GATTAZ		3	11	20 MARTINEZ B.
2	11	15 CAROL		3	15	21 MARTINEZ J.
2	16	16 FE GARAY		2	7	3 EVE
8	109	Total Team	Serve	1	93	Total Team
2	15	10 GABI		1	18	3 EVE
2	21	16 FE GARAY				
2	18	2 CAROL GATTAZ				
21		Total Team	Opponent Error	16		Total Team
110	342	Total Team	Total	92	301	Total Team
26	77	16 FE GARAY	Best Scorer	24	74	20 MARTINEZ B.
85 km/h		16 FE GARAY	Fastest Serve	79 km/h		3 EVE

Legend:			
(c)	Team Captain	Atts	Attempts
L	Libero	L	Substitute libero
MB	Middle Blocker	n	Starting line-up where n = starting position on court (i.e. positions 1 to 6)
nn	Substitute where nn = shirt number of outgoing player	No.	Shirt number
O	Opposite	OH	Outside Hitter
Pos.	Playing position	Pts	Points scored
S	Setter		



Match Results

試合結果 / Résultats du match

Match 12

KOR vs KEN
3 0

Match Duration: 1h 41min

Team	Sets	1	2	3	Total
KOR	3	25	25	26	76
KEN	0	14	22	24	60
Playing Time		24min	31min	41min	1h 36min

1st Referee: MYOI Sumie (JPN)

2nd Referee: MAKSHANOV Evgeny (RUS)

Challenge Referee: NEDERHOED Jacobus (NED)

KOR - Republic of Korea

No.	Name	Pos.	Line-up					Points by Set					Pts					
			1	2	3	4	5	1	2	3	4	5						
1	LEE SOYOUNG	OH																
3	YEUM HYE SEON	S	4	5	4													
4	KIM HEEJIN	O	1	2	1					10	6	4						20
7	AN HYEJIN	S		4	4													
8	PARK EUNJIN	MB																2
9	OH JIYOUNG	L	L	L	L													
10	KIM YEON KOUNG (c)	OH	5	6	5					6	4	6						16
11	KIM SU JI	MB	3	4						2								2
13	PARK JEONGAH	OH	2	3	2					2	3	4						9
14	YANG HYO JIN	MB	6	1	6					2	2	3						7
16	JEONG JIYUN	O																
19	PYO SEUNGJU	OH	13	13	13													1

Head Coach: LAVARINI Stefano (ITA)

Assistant Coach: HERNANDEZ GONZALEZ Cesar (ESP) / CHOI Yunji

KEN - Kenya

No.	Name	Pos.	Line-up					Points by Set					Pts						
			1	2	3	4	5	1	2	3	4	5							
1	WACU	S	1	1	1														3
4	KASAYA	OH	5	5	5					2	6	3							11
5	CHUMBA	O	4	4	4					2	4	8							14
8	JOY	S	1																
10	MURAMBI	OH	4																1
12	EKARU	MB	3	3	3					2	2								4
13	LORINE	MB																	
14	MOIM (c)	OH	2	2	2					1	5	2							8
15	JEPKIRUI	OH																	
16	KUNDU	L	L	L	L														
18	CHEMTAI	O	5																
19	WISAH	MB	6	6	6					1		3							4

Head Coach: de MOURA Luizomar (BRA)

Assistant Coach: AROSTI Jefferson (BRA) / BUSIENEI BITOK Paul

TEAM AND PLAYER PERFORMANCES

Won	Total Atts	No. Name	Scoring Skills	Won	Total Atts	No. Name
40	92	Total Team	Attack	36	93	Total Team
15	24	4 KIM HEEJIN		12	31	5 CHUMBA
13	28	10 KIM YEON KOUNG		10	21	4 KASAYA
6	20	13 PARK JEONGAH		7	17	14 MOIM
11	49	Total Team	Block	6	31	Total Team
3	5	13 PARK JEONGAH		2	6	5 CHUMBA
3	6	14 YANG HYO JIN		2	9	12 EKARU
2	8	10 KIM YEON KOUNG		1	4	4 KASAYA
8	75	Total Team	Serve	3	61	Total Team
4	16	4 KIM HEEJIN		2	12	1 WACU
1	12	10 KIM YEON KOUNG		1	14	14 MOIM
1	5	11 KIM SU JI				
17		Total Team	Opponent Error	15		Total Team
76	216	Total Team		60	185	Total Team
20	49	4 KIM HEEJIN	Best Scorer	14	43	5 CHUMBA
112 km/h		4 KIM HEEJIN	Fastest Serve	86 km/h		5 CHUMBA

Legend:			
(c)	Team Captain	Atts	Attempts
L	Libero	L	Substitute libero
MB	Middle Blocker	n	Starting line-up where n = starting position on court (i.e. positions 1 to 6)
nn	Substitute where nn = shirt number of outgoing player	No.	Shirt number
O	Opposite	OH	Outside Hitter
Pos.	Playing position	Pts	Points scored
S	Setter		



Match Results

試合結果 / Résultats du match

Match 14

KOR vs DOM
3 2

Match Duration: 2h 25min

Team	Sets	1	2	3	4	5	Total
KOR	3	25	17	25	15	15	97
DOM	2	20	25	18	25	12	100
	Playing Time	26min	30min	30min	26min	21min	2h 13min

1st Referee: CASAMIQUELA Hernan (ARG)

2nd Referee: MURANAKA Shin (JPN)

Challenge Referee: NEDERHOED Jacobus (NED)

KOR - Republic of Korea																
No.	Name	Pos.	Line-up					Points by Set					Pts			
			1	2	3	4	5	1	2	3	4	5				
1	LEE SOYOUNG	OH		3			3					2	1		3	
3	YEUM HYE SEON	S	2	1	2	1	2				3	1			1	5
4	KIM HEEJIN	O	5	4	5	4	5				2	3	6	3	2	16
7	AN HYEJIN	S		4			4	14								
8	PARK EUNJIN	MB														
9	OH JIYOUNG	L	L	L	L	L										
10	KIM YEON KOUNG (c)	OH	3	2	3	2	3				4	5	7	1	3	20
11	KIM SU JI	MB	1	6	1	6	1				1		1			2
13	PARK JEONGAH	OH	6	5	6	5	6				7	1	3	1	4	16
14	YANG HYO JIN	MB	4	3	4	3	4				1		2	1	2	6
16	JEONG JIYUN	O					3									
19	PYO SEUNGJU	OH		13		13	13									

Head Coach: LAVARINI Stefano (ITA)
Assistant Coach: HERNANDEZ GONZALEZ Cesar (ESP) / CHOI Yunji

DOM - Dominican Rep.																
No.	Name	Pos.	Line-up					Points by Set					Pts			
			1	2	3	4	5	1	2	3	4	5				
1	VALDEZ	MB					7									
3	EVE	MB	1	2	5	2	2				1		1			3
5	CASTILLO	L	L	L	L	L										
6	DOMINGUEZ	S		14	14	23										
7	MARTE	S	5	6	6	6	6							3		3
14	RIVERA (c)	OH	23	3	3		21				4		5			9
16	PENA ISABEL	OH	6	1	1	4	4				2		4	6	4	16
18	De La CRUZ	OH				7	23							1		1
20	MARTINEZ B.	OH	3	4	4	1	1				5	6	4	5		20
21	MARTINEZ J.	MB	4	5	2	5	5				3	2	1	3	4	13
23	GONZALEZ	O	2	7	7	3	3				1	3	1	1		6
25	MARTINEZ	OH				21	21	16								

Head Coach: KWIEK Marcos (BRA)
Assistant Coach: ROCHA PACHECO Wagner (BRA) / SANCHEZ DURAN Wilson

TEAM AND PLAYER PERFORMANCES

Won	Total Atts	No. Name	Scoring Skills	Won	Total Atts	No. Name
55	148	Total Team	Attack	55	143	Total Team
16	34	10 KIM YEON KOUNG		18	47	20 MARTINEZ B.
15	44	4 KIM HEEJIN		14	36	16 PENA ISABEL
14	41	13 PARK JEONGAH		9	19	21 MARTINEZ J.
6	72	Total Team	Block	9	64	Total Team
3	11	10 KIM YEON KOUNG		3	13	21 MARTINEZ J.
1	10	4 KIM HEEJIN		2	10	20 MARTINEZ B.
1	13	11 KIM SU JI	2	8	23 GONZALEZ	
7	97	Total Team	Serve	7	100	Total Team
4	21	3 YEUM HYE SEON		3	13	7 MARTE
2	14	13 PARK JEONGAH		2	20	16 PENA ISABEL
1	16	10 KIM YEON KOUNG	1	17	3 EVE	
29		Total Team	Opponent Error	29		Total Team
97	317	Total Team		Total	100	307
20	61	10 KIM YEON KOUNG	Best Scorer	20	74	20 MARTINEZ B.
79 km/h		11 KIM SU JI	Fastest Serve	84 km/h		18 De La CRUZ

Legend:			
(c)	Team Captain	Atts	Attempts
L	Libero	L	Substitute libero
MB	Middle Blocker	n	Starting line-up where n = starting position on court (i.e. positions 1 to 6)
nn	Substitute where nn = shirt number of outgoing player	No.	Shirt number
O	Opposite	OH	Outside Hitter
Pos.	Playing position	Pts	Points scored
S	Setter		



Match Results

試合結果 / Résultats du match

Match 15

SRB vs KEN
3 0

Match Duration: 1h 20min

Team	Sets	1	2	3	Total
SRB	3	25	25	25	75
KEN	0	21	11	20	52
Playing Time		25min	23min	26min	1h 14min

1st Referee: ALROUSI Hamid (UAE)

2nd Referee: MYOI Sumie (JPN)

Challenge Referee: KRAFT Heike (GER)

SRB - Serbia													
No.	Name	Pos.	Line-up					Points by Set					Pts
			1	2	3	4	5	1	2	3	4	5	
1	BUSA	OH	1	6	1			3	2	3			8
5	POPOVIC	MB		16	5					2			2
8	MIRKOVIC	S		10	3					1			1
9	MIHAJLOVIC	OH	4	3	4		3	8	6				17
10	OGNJENOVIC (c)	S	3	2									
13	BJELICA	O		18	6			2	7				9
14	ALEKSIC	MB	5	1	2		6	2	1				9
16	RASIC	MB	2	4			5	1					6
17	POPOVIC	L	L	L	L								
18	BOSKOVIC	O	6	5			5	4					9
19	MILENKOVIC	OH		1	9			2					2
20	BLAGOJEVIC	OH	14	9	14			2					2
Head Coach: TERZIC Zoran													
Assistant Coach: KOVACEVIC Branko / ALEKSANDRIC Dejan / BANKOVIC Miroslav													

KEN - Kenya													
No.	Name	Pos.	Line-up					Points by Set					Pts
			1	2	3	4	5	1	2	3	4	5	
1	WACU	S	1	1	1								
4	KASAYA	OH	5	5	5			2	1				3
5	CHUMBA	O	4	4	4		5	2	5				12
8	JOY	S	5		5								
10	MURAMBI	OH			14								
12	EKARU	MB	3	19			1						1
13	LORINE	MB	12	3	6			1	1				2
14	MOIM (c)	OH	2	2	2		5	2	2				9
15	JEPKIRUI	OH											
16	KUNDU	L	L	L	L								
18	CHEMTAI	O	1		1								
19	WISAH	MB	6	6	3		2		2				4
Head Coach: de MOURA Luizomar (BRA)													
Assistant Coach: AROSTI Jefferson (BRA) / BUSIENEI BITOK Paul													

TEAM AND PLAYER PERFORMANCES

Won	Total Atts	No. Name	Scoring Skills	Won	Total Atts	No. Name
47	80	Total Team		27	66	Total Team
10	18	9 MIHAJLOVIC	Attack	11	24	5 CHUMBA
9	11	13 BJELICA		8	16	14 MOIM
7	9	18 BOSKOVIC		3	6	19 WISAH
8	38	Total Team	Block	3	36	Total Team
3	12	14 ALEKSIC		1	4	14 MOIM
3	7	9 MIHAJLOVIC		1	4	5 CHUMBA
1	5	5 POPOVIC	1	9	13 LORINE	
10	74	Total Team	Serve	1	53	Total Team
4	11	9 MIHAJLOVIC		1	10	19 WISAH
2	7	20 BLAGOJEVIC				
2	16	1 BUSA				
10		Total Team	Opponent Error	21		Total Team
75	192	Total Team	Total	52	155	Total Team
17	36	9 MIHAJLOVIC	Best Scorer	12	34	5 CHUMBA
98 km/h		18 BOSKOVIC	Fastest Serve	97 km/h		1 WACU

Legend:			
(c)	Team Captain	Atts	Attempts
L	Libero	L	Substitute libero
MB	Middle Blocker	n	Starting line-up where n = starting position on court (i.e. positions 1 to 6)
nn	Substitute where nn = shirt number of outgoing player	No.	Shirt number
O	Opposite	OH	Outside Hitter
Pos.	Playing position	Pts	Points scored
S	Setter		



Match Results

試合結果 / Résultats du match

Match 17

JPN vs BRA
0 3

Match Duration: 1h 31min

Team	Sets	1	2	3	Total
JPN	0	16	18	24	58
BRA	3	25	25	26	76
Playing Time		24min	25min	36min	1h 25min

1st Referee: CESPEDES Denny (DOM)

2nd Referee: MAKSHANOV Evgeny (RUS)

Challenge Referee: BOUDAYA Taoufik (TUN)

JPN - Japan													
No.	Name	Pos.	Line-up					Points by Set					Pts
			1	2	3	4	5	1	2	3	4	5	
1	KUROGO	OH	3	3				2	4				6
3	TASHIRO	S		1	6					1			1
4	ISHIKAWA	OH	1	1	1			1	5	6			12
5	SHIMAMURA	MB	5	5						1			1
6	KOBATA	L	L	L	L								
8	ISHII	OH	4	4	4			4	3	4			11
9	OKUMURA	MB	5		2					1			1
11	ARAKI (c)	MB	2	2	5			2	1	2			5
12	MOMII	S	6	6				1					1
15	HAYASHI	OH		12	3					2	6		8
19	YAMADA	MB											

Head Coach: NAKADA Kumi
Assistant Coach: AIHARA Noboru / KIMURA Taisuke

BRA - Brazil													
No.	Name	Pos.	Line-up					Points by Set					Pts
			1	2	3	4	5	1	2	3	4	5	
2	CAROL GATTAZ	MB	6	6	6			4	1	5			10
7	ROSAMARIA	OH			2								
8	MACRIS	S	1	1	1					1	2		3
9	ROBERTA	S	8	2	8						1		1
10	GABI	OH	2	2	2			5	4	2			11
11	TANDARA	OH	4	4				3	3				6
12	NATALIA (c)	OH	11	11	4			1	3	3			7
15	CAROL	MB	3	3	3			3	5	5			13
16	FE GARAY	OH	5	5	5			5	5	3			13
17	ANA CRISTINA	OH	2										
18	C. BRAIT	L	L	L	L								
20	ANA BEATRIZ	MB											

Head Coach: GUIMARAES Jose Roberto
Assistant Coach: WAGNER LUIZ Coppini Fernandes / BARROS JR Paulo

TEAM AND PLAYER PERFORMANCES

Won	Total Atts	No. Name	Scoring Skills	Won	Total Atts	No. Name
43	129	Total Team	Attack	47	113	Total Team
11	40	4 ISHIKAWA		13	28	16 FE GARAY
11	35	8 ISHII		9	24	10 GABI
8	15	15 HAYASHI		6	17	12 NATALIA
2	37	Total Team	Block	16	59	Total Team
1	5	1 KUROGO		6	14	15 CAROL
1	9	11 ARAKI		6	15	2 CAROL GATTAZ
1	59	Total Team	Serve	2	9	10 GABI
1	11	4 ISHIKAWA		1	75	Total Team
12		Total Team	Opponent Error	1	18	15 CAROL
58	225	Total Team		12		Total Team
12	54	4 ISHIKAWA	Total	76	247	Total Team
83 km/h		3 TASHIRO	Best Scorer	13	46	15 CAROL
			Fastest Serve	72 km/h		8 MACRIS

Legend:			
(c)	Team Captain	Atts	Attempts
L	Libero	L	Substitute libero
MB	Middle Blocker	n	Starting line-up where n = starting position on court (i.e. positions 1 to 6)
nn	Substitute where nn = shirt number of outgoing player	No.	Shirt number
O	Opposite	OH	Outside Hitter
Pos.	Playing position	Pts	Points scored
S	Setter		



Match Results

試合結果 / Résultats du match

Match 19

DOM vs KEN
3 0

Match Duration: 1h 24min

Team	Sets	1	2	3	Total
DOM	3	25	25	25	75
KEN	0	19	18	10	47
Playing Time		29min	28min	22min	1h 19min

1st Referee: KANG Joo-Hee (KOR)

2nd Referee: ROLF Pati (USA)

Challenge Referee: NEDERHOED Jacobus (NED)

DOM - Dominican Rep.														
No.	Name	Pos.	Line-up					Points by Set					Pts	
			1	2	3	4	5	1	2	3	4	5		
1	VALDEZ	MB				21					4			4
3	EVE	MB	5	5	5		5	1	7					13
5	CASTILLO	L	L	L	L									
6	DOMINGUEZ	S												
7	MARTE	S	3	3	3				1					1
14	RIVERA (c)	OH	6	1	1		2	6	4					12
16	PENA ISABEL	OH	1	6			2							2
18	De La CRUZ	OH	4	4	4		6		2					8
20	MARTINEZ B.	OH												
21	MARTINEZ J.	MB	2	2	2		2	4	1					7
23	GONZALEZ	O		16	6			6	1					7
25	MARTINEZ	OH	3	3										
Head Coach: KWIEK Marcos (BRA)														
Assistant Coach: ROCHA PACHECO Wagner (BRA) / SANCHEZ DURAN Wilson (BRA)														

KEN - Kenya														
No.	Name	Pos.	Line-up					Points by Set					Pts	
			1	2	3	4	5	1	2	3	4	5		
1	WACU	S	1	1	1						1			1
4	KASAYA	OH	5	5	5		2	4	2					8
5	CHUMBA	O	4	4	4		7							7
8	JOY	S	5		5									
10	MURAMBI	OH			14				2					2
12	EKARU	MB		13	3			1						1
13	LORINE	MB	3	3	12									
14	MOIM (c)	OH	2	2	2		4	3						7
15	JEPKIRUI	OH												
16	KUNDU	L	L	L	L									
18	CHEMTAI	O	1	5	1		1	1	1					3
19	WISAH	MB	6	6	6			2						2
Head Coach: de MOURA Luizomar (BRA)														
Assistant Coach: AROSTI Jefferson (BRA) / BUSIENEI BITOK Paul (KEN)														

TEAM AND PLAYER PERFORMANCES

Won	Total Atts	No. Name	Scoring Skills	Won	Total Atts	No. Name
34	74	Total Team	Attack	24	76	Total Team
9	18	14 RIVERA		8	18	4 KASAYA
7	8	3 EVE		6	21	5 CHUMBA
5	16	18 De La CRUZ		5	14	14 MOIM
13	47	Total Team	Block	6	30	Total Team
6	19	3 EVE		2	6	19 WISAH
2	7	21 MARTINEZ J.		1	1	18 CHEMTAI
2	5	18 De La CRUZ		1	3	5 CHUMBA
7	73	Total Team	Serve	1	49	Total Team
3	9	23 GONZALEZ		1	11	14 MOIM
1	8	1 VALDEZ				
1	11	21 MARTINEZ J.				
21		Total Team	Opponent Error	16		Total Team
75	194	Total Team		47	155	Total Team
13	35	3 EVE	Best Scorer	8	28	4 KASAYA
90 km/h		23 GONZALEZ	Fastest Serve	90 km/h		5 CHUMBA

Legend:			
(c)	Team Captain	Atts	Attempts
L	Libero	L	Substitute libero
MB	Middle Blocker	n	Starting line-up where n = starting position on court (i.e. positions 1 to 6)
nn	Substitute where nn = shirt number of outgoing player	No.	Shirt number
O	Opposite	OH	Outside Hitter
Pos.	Playing position	Pts	Points scored
S	Setter		



Match Results

試合結果 / Résultats du match

Match 22

SRB vs BRA
1 3

Match Duration: 2h 2min

Team	Sets	1	2	3	4	Total
SRB	1	20	16	25	19	80
BRA	3	25	25	23	25	98
	Playing Time	26min	26min	31min	29min	1h 52min

1st Referee: COLLADOS Fabrice (FRA)

2nd Referee: MAROSZEK Wojciech (POL)

Challenge Referee: BOUDAYA Taoufik (TUN)

SRB - Serbia		Line-up					Points by Set					Pts	
No.	Name	Pos.	1	2	3	4	5	1	2	3	4		5
1	BUSA	OH	9	6	5			2	4	4			10
5	POPOVIC	MB	14	4	3					2			2
8	MIRKOVIC	S			10	10							
9	MIHAJLOVIC	OH	4	4				2	1				3
10	OGNJENOVIC (c)	S	6	3	2	1		1					1
13	BJELICA	O											
14	ALEKSIC	MB	5	5				2	1				3
16	RASIC	MB	2	2	1	6		2	1		2		5
17	POPOVIC	L	L	L	L	L							
18	BOSKOVIC	O	3	6	5	4		9	6	10	7		32
19	MILENKOVIC	OH	1	1	3	2		2	2	3	2		9
20	BLAGOJEVIC	OH											
Head Coach:		TERZIC Zoran											
Assistant Coach:		KOVACEVIC Branko / ALEKSANDRIC Dejan / BANKOVIC Miroslav											

BRA - Brazil		Line-up					Points by Set					Pts	
No.	Name	Pos.	1	2	3	4	5	1	2	3	4		5
2	CAROL GATTAZ	MB	6	6	6	6		3	2	2	3		10
7	ROSAMARIA	OH			10								
9	ROBERTA	S	1	1	1	1		2	1				3
10	GABI	OH	2	2	2	2		2	3	3	4		12
11	TANDARA	OH	4	4	4	4		4	4	5	6		19
12	NATALIA (c)	OH	10	9	9								
15	CAROL	MB	3	3	3	3		1	3	1	5		10
16	FE GARAY	OH	5	5	5	5		3	6	5	3		17
17	ANA CRISTINA	OH	2	15	15								
18	C. BRAIT	L	L	L	L	L							
20	ANA BEATRIZ	MB											
Head Coach:		GUIMARAES Jose Roberto											
Assistant Coach:		WAGNER LUIZ Coppini Fernandes / BARROS JR Paulo											

TEAM AND PLAYER PERFORMANCES

Won	Total Atts	No. Name	Scoring Skills	Won	Total Atts	No. Name
53	127	Total Team	Attack	58	120	Total Team
30	62	18 BOSKOVIC		17	36	11 TANDARA
10	17	1 BUSA		14	28	16 FE GARAY
5	20	19 MILENKOVIC		12	29	10 GABI
10	48	Total Team	Block	7	57	Total Team
4	6	19 MILENKOVIC		3	16	2 CAROL GATTAZ
2	6	14 ALEKSIC		3	21	15 CAROL
1	4	16 RASIC		1	5	16 FE GARAY
2	80	Total Team	Serve	6	98	Total Team
1	16	16 RASIC		2	19	11 TANDARA
1	13	18 BOSKOVIC		2	17	16 FE GARAY
			Opponent Error	1	16	2 CAROL GATTAZ
15		Total Team		27		Total Team
80	255	Total Team	Total	98	275	Total Team
32	78	18 BOSKOVIC	Best Scorer	19	59	11 TANDARA
105 km/h		18 BOSKOVIC	Fastest Serve	97 km/h		9 ROBERTA

Legend:			
(c)	Team Captain	Atts	Attempts
L	Libero	L	Substitute libero
MB	Middle Blocker	n	Starting line-up where n = starting position on court (i.e. positions 1 to 6)
nn	Substitute where nn = shirt number of outgoing player	No.	Shirt number
O	Opposite	OH	Outside Hitter
Pos.	Playing position	Pts	Points scored
S	Setter		



Match Results

試合結果 / Résultats du match

Match 23

JPN vs KOR
2 3

Match Duration: 2h 30min

Team	Sets	1	2	3	4	5	Total
JPN	2	19	25	22	25	14	105
KOR	3	25	19	25	15	16	100
	Playing Time	29min	28min	31min	25min	24min	2h 17min

1st Referee: RODRIGUEZ Susana (ESP)

2nd Referee: TURCI Paulo (BRA)

Challenge Referee: KRAFT Heike (GER)

JPN - Japan		Line-up					Points by Set					Pts	
No.	Name	Pos.	1	2	3	4	5	1	2	3	4		5
1	KUROGO	OH	3	3	3	3	3	3	3	3	3	3	12
2	KOGA	OH	5	4	4	4	4	4	4	4	4	4	27
3	TASHIRO	S	1		12		12						
4	ISHIKAWA	OH	2	1	1	1	1	6	5	5	4	3	23
5	SHIMAMURA	MB	19	5	5	5	5	1	1	1	2	2	7
6	KOBATA	L	L	L	L	L	L						
8	ISHII	OH		5	5		5						
9	OKUMURA	MB											
11	ARAKI (c)	MB	3	2	2	2	2	3	1	7	2	2	13
12	MOMII	S	15	6	6	6	6	1					1
15	HAYASHI	OH	4	11	11		11						
19	YAMADA	MB	6										
Head Coach:		NAKADA Kumi											
Assistant Coach:		AIHARA Noboru / KIMURA Taisuke											

KOR - Republic of Korea		Line-up					Points by Set					Pts	
No.	Name	Pos.	1	2	3	4	5	1	2	3	4		5
1	LEE SOYOUNG	OH	13	1	1	1							8
3	YEUM HYE SEON	S	3	3	3	3	2	2					2
4	KIM HEEJIN	O	6	6	6	6	5	3	1	2		2	8
7	AN HYEJIN	S		4	3	3	4						
8	PARK EUNJIN	MB		11		11	14					1	1
9	OH JIYOUNG	L	L	L	L	L	L						
10	KIM YEON KOUNG (c)	OH	4	4	4	4	3	7	8	7	3	5	30
11	KIM SU JI	MB	2	2	2	2	1	1					1
13	PARK JEONGAH	OH	1	1	4	4	6	3	2	2	3	5	15
14	YANG HYO JIN	MB	5	5	5	5	4	4	3	2	2	1	12
16	JEONG JIYUN	O		3		14							
19	PYO SEUNGJU	OH					1						1
Head Coach:		LAVARINI Stefano (ITA)											
Assistant Coach:		HERNANDEZ GONZALEZ Cesar (ESP) / CHOI Yunji											

TEAM AND PLAYER PERFORMANCES

Won	Total Atts	No. Name	Scoring Skills	Won	Total Atts	No. Name
71	201	Total Team	Attack	63	187	Total Team
26	70	2 KOGA		27	64	10 KIM YEON KOUNG
21	55	4 ISHIKAWA		11	35	13 PARK JEONGAH
10	37	1 KUROGO		8	16	14 YANG HYO JIN
10	91	Total Team	Block	14	89	Total Team
3	16	11 ARAKI		4	8	13 PARK JEONGAH
2	13	4 ISHIKAWA		4	22	14 YANG HYO JIN
2	14	1 KUROGO		3	8	10 KIM YEON KOUNG
2	105	Total Team	Serve	1	100	Total Team
2	18	11 ARAKI		1	21	3 YEUM HYE SEON
22		Total Team	Opponent Error	22		Total Team
105	397	Total Team		100	376	Total Team
27	95	2 KOGA	Best Scorer	30	90	10 KIM YEON KOUNG
77 km/h		4 ISHIKAWA	Fastest Serve	81 km/h		1 LEE SOYOUNG

Legend:		Atts	
(c)	Team Captain	L	Substitute libero
L	Libero	n	Starting line-up where n = starting position on court (i.e. positions 1 to 6)
MB	Middle Blocker	No.	Shirt number
nn	Substitute where nn = shirt number of outgoing player	OH	Outside Hitter
O	Opposite	Pts	Points scored
Pos.	Playing position		
S	Setter		



Match Results

試合結果 / Résultats du match

Match 25

SRB vs KOR
3 0

Match Duration: 1h 19min

Team	Sets	1	2	3	Total
SRB	3	25	25	25	75
KOR	0	18	17	15	50
	Playing Time	22min	27min	24min	1h 13min

1st Referee: MAKSHANOV Evgeny (RUS)

2nd Referee: MYOI Sumie (JPN)

Challenge Referee: BOUDAYA Taoufik (TUN)

SRB - Serbia													
No.	Name	Pos.	Line-up					Points by Set					Pts
			1	2	3	4	5	1	2	3	4	5	
1	BUSA	OH	3	2	4			3	3	2			8
5	POPOVIC	MB	4	3	5			5	2	1			8
8	MIRKOVIC	S			10					2			2
9	MIHAJLOVIC	OH											
10	OGNJENOVIC (c)	S	2	1	3			3	1	3			7
13	BJELICA	O			18					1			1
14	ALEKSIC	MB			5					2			2
16	RASIC	MB	1	6	2			1	5	6			12
17	POPOVIC	L	L	L	L								
18	BOSKOVIC	O	5	4	6			7	4	2			13
19	MILENKOVIC	OH	6	5	1			5	4				9
20	BLAGOJEVIC	OH	16	1									

Head Coach: TERZIC Zoran
Assistant Coach: KOVACEVIC Branko / ALEKSANDRIC Dejan / BANKOVIC Miroslav

KOR - Republic of Korea														
No.	Name	Pos.	Line-up					Points by Set					Pts	
			1	2	3	4	5	1	2	3	4	5		
1	LEE SOYOUNG	OH			2					1				1
3	YEUM HYE SEON	S	1	2				1					1	
4	KIM HEEJIN	O	4	5				2	3				5	
7	AN HYEJIN	S			4	1				1			1	
8	PARK EUNJIN	MB			11	6				1			1	
9	OH JIYOUNG	L	L	L	L									
10	KIM YEON KOUNG (c)	OH	2	3				2	7				9	
11	KIM SU JI	MB	6	1	3			4		2			6	
13	PARK JEONGAH	OH	5	19										
14	YANG HYO JIN	MB	3	4				4	1				5	
16	JEONG JIYUN	O			3	4				2	2		4	
19	PYO SEUNGJU	OH	13	6	5			1	1	3			5	

Head Coach: LAVARINI Stefano (ITA)
Assistant Coach: HERNANDEZ GONZALEZ Cesar (ESP) / CHOI Yunji

TEAM AND PLAYER PERFORMANCES

Won	Total Atts	No. Name	Scoring Skills	Won	Total Atts	No. Name
39	77	Total Team	Attack	31	83	Total Team
11	24	18 BOSKOVIC		8	19	10 KIM YEON KOUNG
7	11	19 MILENKOVIC		5	11	19 PYO SEUNGJU
7	12	16 RASIC		5	17	4 KIM HEEJIN
10	41	Total Team	Block	3	30	Total Team
3	8	16 RASIC		2	11	11 KIM SU JI
3	13	5 POPOVIC		1	7	14 YANG HYO JIN
2	4	19 MILENKOVIC	Serve	4	52	Total Team
4	19	10 OGNJENOVIC		1	6	14 YANG HYO JIN
4	13	1 BUSA		1	4	16 JEONG JIYUN
2	12	16 RASIC		1	9	10 KIM YEON KOUNG
13		Total Team	Opponent Error	12		Total Team
75	191	Total Team		50	165	Total Team
13	39	18 BOSKOVIC	Best Scorer	9	28	10 KIM YEON KOUNG
106 km/h		18 BOSKOVIC	Fastest Serve	121 km/h		10 KIM YEON KOUNG

Legend:			
(c)	Team Captain	Atts	Attempts
L	Libero	L	Substitute libero
MB	Middle Blocker	n	Starting line-up where n = starting position on court (i.e. positions 1 to 6)
nn	Substitute where nn = shirt number of outgoing player	No.	Shirt number
O	Opposite	OH	Outside Hitter
Pos.	Playing position	Pts	Points scored
S	Setter		



Match Results

試合結果 / Résultats du match

REVISED
4 AUG 23:24

Match 29

JPN vs DOM
1 3

Match Duration: 2h 0min

Team	Sets	1	2	3	4	Total
JPN	1	10	23	25	19	77
DOM	3	25	25	19	25	94
	Playing Time	24min	31min	28min	27min	1h 50min

1st Referee: ROLF Pati (USA)

2nd Referee: MAROSZEK Wojciech (POL)

Challenge Referee: KRAFT Heike (GER)

JPN - Japan		Line-up					Points by Set					Pts	
No.	Name	Pos.	1	2	3	4	5	1	2	3	4		5
1	KUROGO	OH	3	3	3	3		5	3	3			11
2	KOGA	OH	4	4	4	4		4	4	7	7		22
3	TASHIRO	S	12			12							
4	ISHIKAWA	OH	1	1	1	1		1	3	3	1		8
5	SHIMAMURA	MB	5	5	5	5		1	4	1	2		8
6	KOBATA	L	L	L	L	L							
8	ISHII	OH	4			5							
9	OKUMURA	MB											
11	ARAKI (c)	MB	2	2	2	2			4				4
12	MOMII	S	6	6	6	6		1	1				2
15	HAYASHI	OH	1	5	11	11							
19	YAMADA	MB											
Head Coach:		NAKADA Kumi											
Assistant Coach:		AIHARA Noboru / KIMURA Taisuke											

DOM - Dominican Rep.		Line-up					Points by Set					Pts	
No.	Name	Pos.	1	2	3	4	5	1	2	3	4		5
1	VALDEZ	MB				6					4		4
3	EVE	MB	2	2	2			1	2				3
5	CASTILLO	L	L	L	L	L							
6	DOMINGUEZ	S	23										
7	MARTE	S	3	3	3	1			1	2			3
14	RIVERA (c)	OH	1	1	1	5		4	5	3	5		17
16	PENA ISABEL	OH			21	21							
18	De La CRUZ	OH	4	4	4	2		7	3	2	2		14
20	MARTINEZ B.	OH	7	23	4			3	6	3			12
21	MARTINEZ J.	MB	5	5	5	3		5	4	1	6		16
23	GONZALEZ	O	6	6	6			5	1				6
25	MARTINEZ	OH	21	3	1								
Head Coach:		KWIEK Marcos (BRA)											
Assistant Coach:		ROCHA PACHECO Wagner (BRA) / SANCHEZ DURAN											

TEAM AND PLAYER PERFORMANCES

Won	Total Atts	No. Name	Scoring Skills	Won	Total Atts	No. Name
49	141	Total Team	Attack	63	138	Total Team
20	47	2 KOGA		17	34	14 RIVERA
11	30	1 KUROGO		14	24	21 MARTINEZ J.
8	27	4 ISHIKAWA		12	22	20 MARTINEZ B.
5	60	Total Team	Block	11	55	Total Team
2	5	2 KOGA		5	9	18 De La CRUZ
2	14	11 ARAKI		2	10	21 MARTINEZ J.
1	6	12 MOMII		2	7	1 VALDEZ
1	78	Total Team	Serve	1	93	Total Team
1	14	5 SHIMAMURA		1	19	7 MARTE
22		Total Team	Opponent Error	19		Total Team
77	279	Total Team		94	286	Total Team
22	64	2 KOGA	Best Scorer	17	53	14 RIVERA
86 km/h		5 SHIMAMURA	Fastest Serve	95 km/h		18 De La CRUZ

Legend:		Atts	
(c)	Team Captain	L	Attempts
L	Libero	n	Substitute libero
MB	Middle Blocker		Starting line-up where n = starting position on court (i.e. positions 1 to 6)
nn	Substitute where nn = shirt number of outgoing player	No.	Shirt number
O	Opposite	OH	Outside Hitter
Pos.	Playing position	Pts	Points scored
S	Setter		

REVISED

Substitution for Team DOM changed.



Match Results

試合結果 / Résultats du match

Match 30

BRA vs KEN
3 0

Match Duration: 1h 13min

Team	Sets	1	2	3	Total
BRA	3	25	25	25	75
KEN	0	10	16	8	34
Playing Time		21min	26min	21min	1h 8min

1st Referee: SIMONOVIC Vladimir (SRB)

2nd Referee: RAPISARDA Daniele (ITA)

Challenge Referee: KRAFT Heike (GER)

BRA - Brazil													
No.	Name	Pos.	Line-up					Points by Set					Pts
			1	2	3	4	5	1	2	3	4	5	
2	CAROL GATTAZ	MB	6	6				3	3				6
7	ROSAMARIA	OH		11	4					6			6
8	MACRIS	S											
9	ROBERTA	S	1	1	1			1	1				2
10	GABI	OH	2	2	2			1	4	2			7
11	TANDARA	OH	4	4				5	2				7
12	NATALIA (c)	OH		16	5					4			4
15	CAROL	MB	3	3	3			7	4	1			12
16	FE GARAY	OH	5	5				3	2				5
17	ANA CRISTINA	OH				10				1			1
18	C. BRAIT	L	L	L	L								
20	ANA BEATRIZ	MB		2	6			2	3				5
Head Coach: GUIMARAES Jose Roberto													
Assistant Coach: WAGNER LUIZ Coppini Fernandes / BARROS JR Paulo													

KEN - Kenya													
No.	Name	Pos.	Line-up					Points by Set					Pts
			1	2	3	4	5	1	2	3	4	5	
1	WACU	S	1	1				1					1
4	KASAYA	OH	5	5	5			1	5				6
5	CHUMBA	O	4	4	4			1	4	3			8
8	JOY	S	1	5	18								
10	MURAMBI	OH											
12	EKARU	MB	3	3				1					1
13	LORINE	MB		12	3					1			1
14	MOIM (c)	OH	2	2	2			3					3
15	JEPKIRUI	OH	4		4					1			1
16	KUNDU	L	L	L	L								
18	CHEMTAI	O	5	1	1								
19	WISAH	MB	6	6	6			3					3
Head Coach: de MOURA Luizomar (BRA)													
Assistant Coach: AROSTI Jefferson (BRA) / BUSIENEI BITOK Paul													

TEAM AND PLAYER PERFORMANCES

Won	Total Atts	No. Name	Scoring Skills	Won	Total Atts	No. Name
47	87	Total Team		22	70	Total Team
8	12	15 CAROL	Attack	8	22	5 CHUMBA
7	13	11 TANDARA		5	10	4 KASAYA
7	15	10 GABI		3	11	14 MOIM
4	29	Total Team	Block	1	27	Total Team
2	10	15 CAROL		1	8	19 WISAH
1	4	2 CAROL GATTAZ				
1	3	7 ROSAMARIA	Serve	1	35	Total Team
2	9	2 CAROL GATTAZ		1	5	4 KASAYA
2	19	15 CAROL				
20		Total Team	Opponent Error	10		Total Team
75	190	Total Team		Total	34	132
12	41	15 CAROL	Best Scorer	8	36	5 CHUMBA
114 km/h		16 FE GARAY	Fastest Serve	93 km/h		5 CHUMBA

Legend:			
(c)	Team Captain	Atts	Attempts
L	Libero	L	Substitute libero
MB	Middle Blocker	n	Starting line-up where n = starting position on court (i.e. positions 1 to 6)
nn	Substitute where nn = shirt number of outgoing player	No.	Shirt number
O	Opposite	OH	Outside Hitter
Pos.	Playing position	Pts	Points scored
S	Setter		



Match Results

試合結果 / Résultats du match

Match 1

ROC vs ITA
0 3

Match Duration: 1h 32min

Team	Sets	1	2	3	Total
ROC	0	23	19	14	56
ITA	3	25	25	25	75
Playing Time		31min	30min	24min	1h 25min

1st Referee: ROLF Pati (USA)

2nd Referee: MAROSZEK Wojciech (POL)

Challenge Referee: NEDERHOED Jacobus (NED)

ROC - ROC

No.	Name	Pos.	Line-up					Points by Set					Pts		
			1	2	3	4	5	1	2	3	4	5			
4	PILIPENKO	OH	10												
5	MATVEEVA	S				13									
6	KOROLEVA	MB	5	4	5		3	1	3					7	
8	GONCHAROVA	O	3	2	3		3	3						6	
10	FEDOROVTSOVA	O	1	6	4		3	4	3					10	
12	LAZAREVA A.	O	25	8	25		1							1	
13	STARTSEVA (c)	S	6	5	6			1						1	
14	FETISOVA	MB	2	1	2		2		1					3	
16	VORONKOVA	OH	4	3	1		2	2	3					7	
19	PODKOPAIEVA	L	L	L	L										
25	SMIRNOVA	OH	12	6	12										
26	ENINA	MB			14										

Head Coach: BUSATO Sergio (ITA)

Assistant Coach: BULYCHEV Yury (RUS)

ITA - Italy

No.	Name	Pos.	Line-up					Points by Set					Pts		
			1	2	3	4	5	1	2	3	4	5			
1	SOROKAITE	O	11	11	11						1				1
5	MALINOV	S	5	6	1					2	2				4
6	De GENNARO	L	L	L	L					1					1
7	FOLIE	MB													
8	ORRO	S			13						1				1
9	BOSETTI	OH	3	4	5					4	3	5			12
10	CHIRICHELLA	MB		5											
11	DANESI	MB	4	5	6					1	4	1			6
13	FAHR	MB	1	2	3					3	4	2			9
14	PIETRINI	OH	6	1	2					6		4			10
17	SYLLA (c)	OH													
18	EGONU	O	2	3	4					6	5	7			18

Head Coach: MAZZANTI Davide

Assistant Coach: BENDANDI Simone / BREGOLI Giulio Cesare

TEAM AND PLAYER PERFORMANCES

Won	Total Atts	No. Name	Scoring Skills	Won	Total Atts	No. Name
31	94	Total Team		45	91	Total Team
10	32	10 FEDOROVTSOVA	Attack	14	25	18 EGONU
6	22	8 GONCHAROVA		11	19	9 BOSETTI
6	21	16 VORONKOVA		10	25	14 PIETRINI
4	38	Total Team	Block	12	38	Total Team
2	13	6 KOROLEVA		4	12	13 FAHR
1	9	14 FETISOVA		3	10	5 MALINOV
1	3	16 VORONKOVA	2	4	11 DANESI	
	61	Total Team	Serve	5	70	Total Team
				3	15	18 EGONU
				1	3	8 ORRO
			1	7	1 SOROKAITE	
21		Total Team	Opponent Error	13		Total Team
56	193	Total Team		Total	75	199
10	43	10 FEDOROVTSOVA	Best Scorer	18	43	18 EGONU
102 km/h		14 FETISOVA	Fastest Serve	99 km/h		18 EGONU

Legend:			
(c)	Team Captain	Atts	Attempts
L	Libero	L	Substitute libero
MB	Middle Blocker	n	Starting line-up where n = starting position on court (i.e. positions 1 to 6)
nn	Substitute where nn = shirt number of outgoing player	No.	Shirt number
O	Opposite	OH	Outside Hitter
Pos.	Playing position	Pts	Points scored
S	Setter		



Match Results

試合結果 / Résultats du match

Match 2 **USA vs ARG** Match Duration: 1h 32min
3 0

Team	Sets	1	2	3	Total
USA	3	25	25	25	75
ARG	0	20	19	20	59
Playing Time		35min	24min	25min	1h 24min

1st Referee: MYOI Sumie (JPN) 2nd Referee: RAPISARDA Daniele (ITA) Challenge Referee: NEDERHOED Jacobus (NED)

USA - United States														
No.	Name	Pos.	Line-up					Points by Set					Pts	
			1	2	3	4	5	1	2	3	4	5		
1	HANCOCK	S		2										
2	POULTER	S	2	1	2									2
4	WONG-ORANTES	L	L	L	L									
10	LARSON (c)	OH	6	5	6		3	1	6					10
11	DREWS	O		12					1					1
12	THOMPSON	O	5	4	5		6	8	6					20
14	BARTSCH-HACKLEY	OH	3	2	3		5	5	3					13
15	HILL	OH	16	16										
16	AKINRADEWO	MB	4	3	4		1	2	3					6
22	WASHINGTON	MB	1	6	1		3	1	2					6
23	ROBINSON	OH												
24	OGBOGU	MB												
Head Coach: KIRALY Karch														
Assistant Coach: SLABE Luka (SLO) / DUNPHY Marv / MIYASHIRO Tamari														

ARG - Argentina															
No.	Name	Pos.	Line-up					Points by Set					Pts		
			1	2	3	4	5	1	2	3	4	5			
1	RODRIGUEZ	OH	2	1							1	1			2
2	GERMANIER	S													
3	NIZETICH	OH	5	4	5						3	5			8
4	BULAICH	OH		1	2								4		4
6	NOSACH	O													
11	LAZCANO (c)	MB	6	5	6						4	1	2		7
12	RIZZO	L	L	L	L										
13	FARRIOL	MB		17	3						1	3			4
14	MAYER	S	1	6	1								1		1
15	FORTUNA	OH	1	11											
16	MERCADO	O	4	3	4						5	3	6		14
17	HERRERA	MB	3	2							4				4
Head Coach: FERRARO Hernan															
Assistant Coach: SILVA Marcelo Fabian / QUINTANS Elian Patricio															

TEAM AND PLAYER PERFORMANCES

Won	Total Atts	No. Name	Scoring Skills	Won	Total Atts	No. Name
44	88	Total Team	Attack	38	90	Total Team
18	23	12 THOMPSON		14	24	16 MERCADO
11	25	14 BARTSCH-HACKLEY		7	22	3 NIZETICH
8	21	10 LARSON	5	10	11 LAZCANO	
9	45	Total Team	Block	6	38	Total Team
3	9	22 WASHINGTON		2	6	13 FARRIOL
2	10	16 AKINRADEWO		2	10	11 LAZCANO
2	8	12 THOMPSON	1	1	17 HERRERA	
5	73	Total Team	Serve		61	Total Team
2	16	14 BARTSCH-HACKLEY				
1	15	2 POULTER				
1	8	22 WASHINGTON				
17		Total Team	Opponent Error	15		Total Team
75	206	Total Team		Total	59	189
20	43	12 THOMPSON	Best Scorer	14	38	16 MERCADO
91 km/h		16 AKINRADEWO	Fastest Serve	94 km/h		11 LAZCANO

Legend:			
(c)	Team Captain	Atts	Attempts
L	Libero	L	Substitute libero
MB	Middle Blocker	n	Starting line-up where n = starting position on court (i.e. positions 1 to 6)
nn	Substitute where nn = shirt number of outgoing player	No.	Shirt number
O	Opposite	OH	Outside Hitter
Pos.	Playing position	Pts	Points scored
S	Setter		



Match Results

試合結果 / Résultats du match

Match 4 **CHN vs TUR** Match Duration: 1h 27min
0 3

Team	Sets	1	2	3	Total
CHN	0	21	14	14	49
TUR	3	25	25	25	75
Playing Time		27min	28min	25min	1h 20min

1st Referee: RODRIGUEZ Susana (ESP) 2nd Referee: MACIAS Luis Gerardo (MEX) Challenge Referee: BOUDAYA Taoufik (TUN)

CHN - China													
No.	Name	Pos.	Line-up					Points by Set					Pts
			1	2	3	4	5	1	2	3	4	5	
1	YUAN X.Y.	MB	5	2	5			3	3				6
2	ZHU T. (c)	OH	1	4	4			1	3				4
6	GONG X.Y.	O	3	6	3			1	4	1			6
7	WANG Y.Y.	MB		17	2								
9	ZHANG C.N.	OH	4	1	1			5	6	2			13
10	LIU X.T.	OH											
11	YAO D.	S	6	16	6			1					1
12	LI Y.Y.	OH		2	2					1			1
16	DING X.	S	6	3	6								
17	YAN N.	MB	2	5	7			1	1				2
18	WANG M.J.	L	L	L	L								
19	LIU Y.H.	OH	16		16			2					2
Head Coach: LANG Ping													
Assistant Coach: LAI Yawen / AN Jiajie													

TUR - Turkey													
No.	Name	Pos.	Line-up					Points by Set					Pts
			1	2	3	4	5	1	2	3	4	5	
2	AKOZ	L	L	L	L								
3	OZBAY	S	1	2	1				2	1			3
4	SENOGLU	OH											
5	ERCAN	OH	7										
6	AKMAN	MB											
7	BALADIN	OH	2	3	2				6	3	1		10
9	ISMAILOGLU	OH	5	6	5				1	3			4
11	AYDEMIR AKYOL	S											
13	BOZ	OH											
14	ERDEM DUNDAR (c)	MB	6	1	6				3	3	7		13
18	GUNES	MB	3	4	3				4	2	5		11
99	KARAKURT	OH	4	5	4				7	8	3		18
Head Coach: GUIDETTI Giovanni (ITA)													
Assistant Coach: HAMURCU Alper / VATANSEVER Recep / BRACCESCHI Alessa													

TEAM AND PLAYER PERFORMANCES

Won	Total Atts	No. Name	Scoring Skills	Won	Total Atts	No. Name
28	80	Total Team	Attack	46	77	Total Team
9	21	9 ZHANG C.N.		16	27	99 KARAKURT
6	15	6 GONG X.Y.		9	13	7 BALADIN
4	12	1 YUAN X.Y.		8	13	18 GUNES
4	41	Total Team	Block	9	39	Total Team
2	10	9 ZHANG C.N.		4	16	14 ERDEM DUNDAR
1	5	2 ZHU T.		3	14	18 GUNES
1	3	1 YUAN X.Y.		1	1	7 BALADIN
3	51	Total Team	Serve	4	73	Total Team
2	9	9 ZHANG C.N.		2	17	3 OZBAY
1	7	1 YUAN X.Y.		1	11	14 ERDEM DUNDAR
				1	9	99 KARAKURT
14		Total Team	Opponent Error	16		Total Team
49	172	Total Team		75	189	Total Team
13	40	9 ZHANG C.N.	Best Scorer	18	39	99 KARAKURT
65 km/h		12 LI Y.Y.	Fastest Serve	88 km/h		99 KARAKURT

Legend:			
(c)	Team Captain	Atts	Attempts
L	Libero	L	Substitute libero
MB	Middle Blocker	n	Starting line-up where n = starting position on court (i.e. positions 1 to 6)
nn	Substitute where nn = shirt number of outgoing player	No.	Shirt number
O	Opposite	OH	Outside Hitter
Pos.	Playing position	Pts	Points scored
S	Setter		



Match Results

試合結果 / Résultats du match

Match 7

ROC vs ARG
3 0

Match Duration: 1h 20min

Team	Sets	1	2	3	Total
ROC	3	25	25	25	75
ARG	0	19	15	13	47
Playing Time		29min	23min	22min	1h 14min

1st Referee: KANG Joo-Hee (KOR)

2nd Referee: ALROUSI Hamid (UAE)

Challenge Referee: KRAFT Heike (GER)

ROC - ROC		Line-up					Points by Set					Pts	
No.	Name	Pos.	1	2	3	4	5	1	2	3	4		5
4	PILIPENKO	OH	10										
5	MATVEEVA	S		13									
6	KOROLEVA	MB	5	6	5			3	4	1			8
8	GONCHAROVA	O	3	4	3			5	6	6			17
10	FEDOROVTSOVA	O	1	2	1			6	2	4			12
12	LAZAREVA A.	O	8		8					2			2
13	STARTSEVA (c)	S	6	1	6				1	1			2
14	FETISOVA	MB	2	3	2			1	3	2			6
16	VORONKOVA	OH	4	5	4			4	2	5			11
19	PODKOPAIEVA	L	L	L	L								
25	SMIRNOVA	OH	14		26								
26	ENINA	MB		6	25								
Head Coach:		BUSATO Sergio (ITA)											
Assistant Coach:		BULYCHEV Yury (RUS)											

ARG - Argentina		Line-up					Points by Set					Pts	
No.	Name	Pos.	1	2	3	4	5	1	2	3	4		5
1	RODRIGUEZ	OH	3	2	4			4	5	1			10
2	GERMANIER	S		14	14								
3	NIZETICH	OH	6	5					1				1
4	BULAICH	OH		3	1				2	2			4
6	NOSACH	O		16									
11	LAZCANO (c)	MB	1	6	2			4		2			6
12	RIZZO	L	L	L	L								
13	FARRIOL	MB	4	3					1				1
14	MAYER	S	2	1	3				1				1
15	FORTUNA	OH	11		1					1			1
16	MERCADO	O	5	4	6			6	3	4			13
17	HERRERA	MB		13	5					1			1
Head Coach:		FERRARO Hernan											
Assistant Coach:		SILVA Marcelo Fabian / QUINTANS Elian Patricio											

TEAM AND PLAYER PERFORMANCES

Won	Total Atts	No. Name	Scoring Skills	Won	Total Atts	No. Name
41	82	Total Team	Attack	32	104	Total Team
13	23	8 GONCHAROVA		10	32	1 RODRIGUEZ
9	18	10 FEDOROVTSOVA		9	24	16 MERCADO
7	21	16 VORONKOVA	6	11	11 LAZCANO	
13	54	Total Team	Block	4	39	Total Team
5	16	6 KOROLEVA		3	11	16 MERCADO
4	8	8 GONCHAROVA		1	7	17 HERRERA
2	7	10 FEDOROVTSOVA				
4	74	Total Team	Serve	2	48	Total Team
3	10	16 VORONKOVA		1	6	16 MERCADO
1	14	10 FEDOROVTSOVA		1	4	3 NIZETICH
17		Total Team	Opponent Error	9		Total Team
75	210	Total Team		47	191	Total Team
17	47	8 GONCHAROVA	Best Scorer	13	41	16 MERCADO
99 km/h		16 VORONKOVA	Fastest Serve	98 km/h		16 MERCADO

Legend:			
(c)	Team Captain	Atts	Attempts
L	Libero	L	Substitute libero
MB	Middle Blocker	n	Starting line-up where n = starting position on court (i.e. positions 1 to 6)
nn	Substitute where nn = shirt number of outgoing player	No.	Shirt number
O	Opposite	OH	Outside Hitter
Pos.	Playing position	Pts	Points scored
S	Setter		



Match Results

試合結果 / Résultats du match

Match 8

CHN vs USA
0 3

Match Duration: 1h 41min

Team	Sets	1	2	3	Total
CHN	0	27	22	21	70
USA	3	29	25	25	79
Playing Time		37min	31min	27min	1h 35min

1st Referee: MAROSZEK Wojciech (POL)

2nd Referee: COLLADOS Fabrice (FRA)

Challenge Referee: KRAFT Heike (GER)

CHN - China													
No.	Name	Pos.	Line-up					Points by Set					Pts
			1	2	3	4	5	1	2	3	4	5	
1	YUAN X.Y.	MB	5	5	2			1	2	6			9
2	ZHU T. (c)	OH	1	1	4			6	9	3			18
6	GONG X.Y.	O	3	3	6			1	1	3			5
7	WANG Y.Y.	MB											
9	ZHANG C.N.	OH	4	6	12			4	1	2			7
10	LIU X.T.	OH			17								
11	YAO D.	S		16				1					1
12	LI Y.Y.	OH	9	4	1			6	4	1			11
16	DING X.	S	6	6	3								
17	YAN N.	MB	2	2	5			4		2			6
18	WANG M.J.	L	L	L	L								
19	LIU Y.H.	OH											
Head Coach: LANG Ping													
Assistant Coach: LAI Yawen / AN Jiajie													

USA - United States														
No.	Name	Pos.	Line-up					Points by Set					Pts	
			1	2	3	4	5	1	2	3	4	5		
1	HANCOCK	S												
2	POULTER	S	2	1	2			3		1			4	
4	WONG-ORANTES	L	L	L	L									
10	LARSON (c)	OH	6	5	6			4	5	3			12	
11	DREWS	O												
12	THOMPSON	O	5	4	5			12	11	11			34	
14	BARTSCH-HACKLEY	OH	3	2	3			4	5	6			15	
15	HILL	OH	16	16	16									
16	AKINRADEWO	MB	4	3	4			2	1				3	
22	WASHINGTON	MB	1	6	1			1	2	1			4	
23	ROBINSON	OH												
24	OGBOGU	MB												
Head Coach: KIRALY Karch														
Assistant Coach: SLABE Luka (SLO) / DUNPHY Marv / MIYASHIRO Tamari														

TEAM AND PLAYER PERFORMANCES

Won	Total Atts	No. Name	Scoring Skills	Won	Total Atts	No. Name
45	114	Total Team	Attack	58	132	Total Team
16	37	2 ZHU T.		28	50	12 THOMPSON
10	27	12 LI Y.Y.		15	30	14 BARTSCH-HACKLEY
8	12	1 YUAN X.Y.	11	29	10 LARSON	
11	73	Total Team	Block	10	53	Total Team
5	18	17 YAN N.		4	12	12 THOMPSON
2	10	2 ZHU T.		2	7	2 POULTER
1	9	12 LI Y.Y.	2	13	16 AKINRADEWO	
1	71	Total Team	Serve	4	78	Total Team
1	2	11 YAO D.		2	15	2 POULTER
				2	17	12 THOMPSON
13		Total Team	Opponent Error	7		Total Team
70	258	Total Team		79	263	Total Team
18	58	2 ZHU T.	Best Scorer	34	79	12 THOMPSON
89 km/h		12 LI Y.Y.	Fastest Serve	92 km/h		22 WASHINGTON

Legend:			
(c)	Team Captain	Atts	Attempts
L	Libero	L	Substitute libero
MB	Middle Blocker	n	Starting line-up where n = starting position on court (i.e. positions 1 to 6)
nn	Substitute where nn = shirt number of outgoing player	No.	Shirt number
O	Opposite	OH	Outside Hitter
Pos.	Playing position	Pts	Points scored
S	Setter		



Match Results

試合結果 / Résultats du match

Match 10

ITA vs TUR
3 1

Match Duration: 1h 57min

Team	Sets	1	2	3	4	Total
ITA	3	25	23	25	25	98
TUR	1	22	25	20	15	82
	Playing Time	27min	29min	27min	25min	1h 48min

1st Referee: CESPEDES Denny (DOM)

2nd Referee: CASAMIQUELA Hernan (ARG)

Challenge Referee: BOUDAYA Taoufik (TUN)

ITA - Italy		Line-up					Points by Set					Pts	
No.	Name	Pos.	1	2	3	4	5	1	2	3	4		5
1	SOROKAITE	O	11	11	11	11							
5	MALINOV	S	3	3	3	3	1	1	1				3
6	De GENNARO	L	L	L	L	L							
7	FOLIE	MB											
8	ORRO	S		5	5								
9	BOSETTI	OH	1	1	1	1	4	1	3	5			13
10	CHIRICHELLA	MB											
11	DANESI	MB	2	2	2	2	1	1	1	3			6
13	FAHR	MB	5	5	5	5	3	4	2	1			10
14	PIETRINI	OH	4				4						4
17	SYLLA (c)	OH	14	4	4	4	1	3	4	1			9
18	EGONU	O	6	6	6	6	7	9	9	4			29
Head Coach:		MAZZANTI Davide											
Assistant Coach:		BENDANDI Simone / BREGOLI Giulio Cesare											

TUR - Turkey		Line-up					Points by Set					Pts	
No.	Name	Pos.	1	2	3	4	5	1	2	3	4		5
2	AKOZ	L	L	L	L	L							
3	OZBAY	S	1	13	13	11					1		1
4	SENOGLU	OH				9							
5	ERCAN	OH		7		7							
6	AKMAN	MB											
7	BALADIN	OH	2	3	2	4	1	4					5
9	ISMAILOGLU	OH	5	6	5	1	1	4	1				6
11	AYDEMIR AKYOL	S	99	2	1	6			1	1			2
13	BOZ	OH	3	5	4	3	5	1	3	2			11
14	ERDEM DUNDAR (c)	MB	6	1	6	5	3	3	3	2			11
18	GUNES	MB	3	4	3	2	2	6	3	3			14
99	KARAKURT	OH	4	11	11	13	3				3		6
Head Coach:		GUIDETTI Giovanni (ITA)											
Assistant Coach:		HAMURCU Alper / VATANSEVER Recep / BRACCESCHI Alessa											

TEAM AND PLAYER PERFORMANCES

Won	Total Atts	No. Name	Scoring Skills	Won	Total Atts	No. Name
53	117	Total Team	Attack	40	118	Total Team
26	54	18 EGONU		9	28	13 BOZ
9	15	9 BOSETTI		9	20	18 GUNES
6	12	13 FAHR		8	16	14 ERDEM DUNDAR
15	61	Total Team	Block	12	64	Total Team
3	11	5 MALINOV		4	21	18 GUNES
3	11	11 DANESI		2	10	9 ISMAILOGLU
3	15	13 FAHR		2	13	14 ERDEM DUNDAR
6	97	Total Team	Serve	4	83	Total Team
2	18	9 BOSETTI		1	17	18 GUNES
1	7	14 PIETRINI		1	11	13 BOZ
1	15	17 SYLLA		1	12	14 ERDEM DUNDAR
24		Total Team	Opponent Error	26		Total Team
98	275	Total Team		82	265	Total Team
29	74	18 EGONU	Best Scorer	14	58	18 GUNES
111 km/h		13 FAHR	Fastest Serve	95 km/h		9 ISMAILOGLU

Legend:			
(c)	Team Captain	Atts	Attempts
L	Libero	L	Substitute libero
MB	Middle Blocker	n	Starting line-up where n = starting position on court (i.e. positions 1 to 6)
nn	Substitute where nn = shirt number of outgoing player	No.	Shirt number
O	Opposite	OH	Outside Hitter
Pos.	Playing position	Pts	Points scored
S	Setter		



Match Results

試合結果 / Résultats du match

Match 13

ITA vs ARG
3 0

Match Duration: 1h 18min

Team	Sets	1	2	3	Total
ITA	3	25	25	25	75
ARG	0	21	16	15	52
	Playing Time	26min	24min	22min	1h 12min

1st Referee: RODRIGUEZ Susana (ESP)

2nd Referee: LIU Jiang (CHN)

Challenge Referee: NEDERHOED Jacobus (NED)

ITA - Italy		Line-up					Points by Set					Pts	
No.	Name	Pos.	1	2	3	4	5	1	2	3	4		5
1	SOROKAITE	O			7								
5	MALINOV	S	1										
6	De GENNARO	L	L	L	L								
7	FOLIE	MB		13	3			6	2				8
8	ORRO	S	5	1	1			1					1
9	BOSETTI	OH	5	5	5			5	1	4			10
10	CHIRICHELLA	MB		11	6			2	1				3
11	DANESI	MB	6	6				1					1
13	FAHR	MB	3	3				6	1				7
14	PIETRINI	OH	2	2	2			2	2	5			9
17	SYLLA (c)	OH			14					3			3
18	EGONU	O	4	4	4			4	8	5			17
Head Coach:		MAZZANTI Davide											
Assistant Coach:		BENDANDI Simone / BREGOLI Giulio Cesare											

ARG - Argentina		Line-up					Points by Set					Pts	
No.	Name	Pos.	1	2	3	4	5	1	2	3	4		5
1	RODRIGUEZ	OH	2	3				5					5
2	GERMANIER	S			16								
3	NIZETICH	OH	5	6	5			4	2	2			8
4	BULAICH	OH		1	2				2	4			6
6	NOSACH	O			14								
11	LAZCANO (c)	MB	6	1	6				2	1			3
12	RIZZO	L	L	L	L								
13	FARRIOL	MB	3	4				2					2
14	MAYER	S	1	2	1					1			1
15	FORTUNA	OH	11	11	11								
16	MERCADO	O	4	5	4			4	2	1			7
17	HERRERA	MB			3					1			1
Head Coach:		FERRARO Hernan											
Assistant Coach:		SILVA Marcelo Fabian / QUINTANS Elian Patricio											

TEAM AND PLAYER PERFORMANCES

Won	Total Atts	No. Name	Scoring Skills	Won	Total Atts	No. Name
42	84	Total Team	Attack	28	93	Total Team
14	25	18 EGONU		7	20	3 NIZETICH
8	18	9 BOSETTI		6	17	4 BULAICH
6	13	14 PIETRINI		6	24	16 MERCADO
11	48	Total Team	Block	3	27	Total Team
3	7	7 FOLIE		1	1	16 MERCADO
3	8	13 FAHR		1	10	13 FARRIOL
2	7	18 EGONU		1	3	17 HERRERA
6	73	Total Team	Serve	2	54	Total Team
2	17	14 PIETRINI		1	9	3 NIZETICH
1	6	11 DANESI		1	6	13 FARRIOL
1	11	8 ORRO				
16		Total Team	Opponent Error	19		Total Team
75	205	Total Team	Total	52	174	Total Team
17	40	18 EGONU	Best Scorer	8	29	3 NIZETICH
95 km/h		14 PIETRINI	Fastest Serve	127 km/h		14 MAYER

Legend:

(c) Team Captain
L Libero
MB Middle Blocker
nn Substitute where nn = shirt number of outgoing player
O Opposite
Pos. Playing position
S Setter

Atts Attempts
L Substitute libero
n Starting line-up where n = starting position on court (i.e. positions 1 to 6)
No. Shirt number
OH Outside Hitter
Pts Points scored



Match Results

試合結果 / Résultats du match

Match 16

CHN vs ROC
2 3

Match Duration: 2h 39min

Team	Sets	1	2	3	4	5	Total
CHN	2	17	25	25	25	12	104
ROC	3	25	23	20	27	15	110
Playing Time		28min	34min	27min	36min	22min	2h 27min

1st Referee: RAPISARDA Daniele (ITA)

2nd Referee: MOKRY Juraj (SVK)

Challenge Referee: KRAFT Heike (GER)

CHN - China													
No.	Name	Pos.	Line-up					Points by Set					Pts
			1	2	3	4	5	1	2	3	4	5	
1	YUAN X.Y.	MB	6	5	5	5	5	1	4	3	2	1	11
2	ZHU T. (c)	OH	2	1	1	1	1	3	3	3	5	3	17
6	GONG X.Y.	O	4	3	16	16	16	3	2				5
7	WANG Y.Y.	MB		17	2	2	2		3	4			7
9	ZHANG C.N.	OH	5	11	3	3	3	3	2	1	2	2	10
10	LIU X.T.	OH											
11	YAO D.	S	6	6	9	9	9						
12	LI Y.Y.	OH	9	4	4	4	4	2	3	10	9	3	27
16	DING X.	S	1	6	6	6	6	1					1
17	YAN N.	MB	3	2			7	3					3
18	WANG M.J.	L	L	L	L	L							
19	LIU Y.H.	OH	16										
Head Coach: LANG Ping													
Assistant Coach: LAI Yawen / AN Jiajie													

ROC - ROC													
No.	Name	Pos.	Line-up					Points by Set					Pts
			1	2	3	4	5	1	2	3	4	5	
4	PILIPENKO	OH	10				10						
5	MATVEEVA	S		13									
6	KOROLEVA	MB	6	4	6	1	3	1	2	1	1	1	6
8	GONCHAROVA	O	1	5	1	2	4	8	6	5	6	2	27
10	FEDOROVTSOVA	O	5	3	5	6	2	8	7	4	6	3	28
12	LAZAREVA A.	O		8			8	6					
13	STARTSEVA (c)	S	4	2	4	5	1	1					1
14	FETISOVA	MB	3	1	3	26	6	1		3	1		5
16	VORONKOVA	OH	2	6	2	3	5	3	6	7	6	4	26
19	PODKOPAIEVA	L	L	L	L	L							
25	SMIRNOVA	OH		6	10	6	14						
26	ENINA	MB			14	4				1			1
Head Coach: BUSATO Sergio (ITA)													
Assistant Coach: BULYCHEV Yury (RUS)													

TEAM AND PLAYER PERFORMANCES

Won	Total Atts	No. Name	Scoring Skills	Won	Total Atts	No. Name
63	172	Total Team	Attack	77	188	Total Team
23	53	12 LI Y.Y.		26	55	8 GONCHAROVA
15	44	2 ZHU T.		23	55	10 FEDOROVTSOVA
7	19	9 ZHANG C.N.		22	52	16 VORONKOVA
10	87	Total Team	Block	14	83	Total Team
4	23	1 YUAN X.Y.		5	21	14 FETISOVA
2	6	7 WANG Y.Y.		3	13	10 FEDOROVTSOVA
2	10	9 ZHANG C.N.		3	9	16 VORONKOVA
8	105	Total Team	Serve	3	109	Total Team
4	22	12 LI Y.Y.		2	18	10 FEDOROVTSOVA
1	18	2 ZHU T.		1	21	16 VORONKOVA
1	10	7 WANG Y.Y.				
23		Total Team	Opponent Error	16		Total Team
104	364	Total Team	Total	110	380	Total Team
27	81	12 LI Y.Y.	Best Scorer	28	86	10 FEDOROVTSOVA
114 km/h		2 ZHU T.	Fastest Serve	93 km/h		10 FEDOROVTSOVA

Legend:			
(c)	Team Captain	Atts	Attempts
L	Libero	L	Substitute libero
MB	Middle Blocker	n	Starting line-up where n = starting position on court (i.e. positions 1 to 6)
nn	Substitute where nn = shirt number of outgoing player	No.	Shirt number
O	Opposite	OH	Outside Hitter
Pos.	Playing position	Pts	Points scored
S	Setter		



Match Results

試合結果 / Résultats du match

Match 18

USA vs TUR
3 2

Match Duration: 2h 18min

Team	Sets	1	2	3	4	5	Total
USA	3	25	25	17	20	15	102
TUR	2	19	20	25	25	12	101
	Playing Time	28min	27min	26min	25min	19min	2h 5min

1st Referee: TURCI Paulo (BRA)

2nd Referee: KANG Joo-Hee (KOR)

Challenge Referee: BOUDAYA Taoufik (TUN)

USA - United States													
No.	Name	Pos.	Line-up					Points by Set					Pts
			1	2	3	4	5	1	2	3	4	5	
1	HANCOCK	S											
2	POULTER	S	2	1	2	1	6					2	2
4	WONG-ORANTES	L	L	L	L	L	L						
10	LARSON (c)	OH	6	5	6	2	4	4	4	3	2	2	15
11	DREWS	O				12	3					3	5
12	THOMPSON	O	5	4	5	4		6	7	3	2		18
14	BARTSCH-HACKLEY	OH	3	2	3		1	4	1	1			6
15	HILL	OH			16		24						
16	AKINRADEWO	MB	4	3	4	3		3	5		1		9
22	WASHINGTON	MB	1	6	1	6	5	2	3	1	4	3	13
23	ROBINSON	OH			14	5				4	1		5
24	OGBOGU	MB			16	2					1		1
Head Coach: KIRALY Karch													
Assistant Coach: SLABE Luka (SLO) / DUNPHY Marv / MIYASHIRO Tamari													

TUR - Turkey													
No.	Name	Pos.	Line-up					Points by Set					Pts
			1	2	3	4	5	1	2	3	4	5	
2	AKOZ	L	L	L	L	L							
3	OZBAY	S	1	3		13							
4	SENOGLU	OH	9										
5	ERCAN	OH		9	2	1	2					1	
6	AKMAN	MB										1	
7	BALADIN	OH	2	4	5	4	5	4	4	3	3	3	17
9	ISMAILOGLU	OH	5	1								1	
11	AYDEMIR AKYOL	S	99	99	1	6	1	1	1		2		4
13	BOZ	OH	3	3	4	3	4	1	3	8	5	2	19
14	ERDEM DUNDAR (c)	MB	6	2	6	5	6			3	3	6	2
18	GUNES	MB	3	5	3	2	3	4	3	3	2		12
99	KARAKURT	OH	4	6		11		4	2				6
Head Coach: GUIDETTI Giovanni (ITA)													
Assistant Coach: HAMURCU Alper / VATANSEVER Recep / BRACCESCHI Alessa													

TEAM AND PLAYER PERFORMANCES

Won	Total Atts	No. Name	Scoring Skills	Won	Total Atts	No. Name
57	143	Total Team	Attack	59	147	Total Team
15	34	12 THOMPSON		17	39	13 BOZ
12	35	10 LARSON		13	32	7 BALADIN
7	14	22 WASHINGTON		10	16	14 ERDEM DUNDAR
16	64	Total Team	Block	11	76	Total Team
5	14	22 WASHINGTON		4	18	18 GUNES
5	13	16 AKINRADEWO		2	12	7 BALADIN
2	5	12 THOMPSON		2	8	13 BOZ
4	101	Total Team	Serve	7	102	Total Team
1	6	11 DREWS		3	16	14 ERDEM DUNDAR
1	16	10 LARSON		2	15	7 BALADIN
1	14	22 WASHINGTON		1	4	99 KARAKURT
25		Total Team	Opponent Error	24		Total Team
102	308	Total Team		101	325	Total Team
18	50	12 THOMPSON	Best Scorer	19	66	13 BOZ
71 km/h		10 LARSON	Fastest Serve	85 km/h		99 KARAKURT

Legend:			
(c)	Team Captain	Atts	Attempts
L	Libero	L	Substitute libero
MB	Middle Blocker	n	Starting line-up where n = starting position on court (i.e. positions 1 to 6)
nn	Substitute where nn = shirt number of outgoing player	No.	Shirt number
O	Opposite	OH	Outside Hitter
Pos.	Playing position	Pts	Points scored
S	Setter		



Match Results

試合結果 / Résultats du match

Match 20

USA vs ROC
0 3

Match Duration: 1h 29min

Team	Sets	1	2	3	Total
USA	0	20	12	19	51
ROC	3	25	25	25	75
Playing Time		28min	28min	26min	1h 22min

1st Referee: SIMONOVIC Vladimir (SRB)

2nd Referee: CASAMIQUELA Hernan (ARG)

Challenge Referee: NEDERHOED Jacobus (NED)

USA - United States															
No.	Name	Pos.	Line-up					Points by Set					Pts		
			1	2	3	4	5	1	2	3	4	5			
1	HANCOCK	S		2							1			1	
2	POULTER	S	6	6	1						1			1	
4	WONG-ORANTES	L	L	L	L										
10	LARSON (c)	OH	4	4	2		3	2	2					7	
11	DREWS	O		12	4					2	3			5	
12	THOMPSON	O	3	3			5	1						6	
14	BARTSCH-HACKLEY	OH	1	1			4							4	
15	HILL	OH	16	24	24										
16	AKINRADEWO	MB	2				2							2	
22	WASHINGTON	MB	5	5	6		1	2	4					7	
23	ROBINSON	OH	14	14	5					2	4			6	
24	OGBOGU	MB		2	3					2	3			5	
Head Coach: KIRALY Karch															
Assistant Coach: SLABE Luka (SLO) / DUNPHY Marv / MIYASHIRO Tamari															

ROC - ROC															
No.	Name	Pos.	Line-up					Points by Set					Pts		
			1	2	3	4	5	1	2	3	4	5			
4	PILIPENKO	OH													
5	MATVEEVA	S		13											
6	KOROLEVA	MB	4	4	4		3	1	3					7	
8	GONCHAROVA	O	5	5	5		9	6	11					26	
10	FEDOROVTSOVA	O	3	3	3		5	5	3					13	
12	LAZAREVA A.	O		8											
13	STARTSEVA (c)	S	2	2	2		2	2						4	
14	FETISOVA	MB	1	1	1		1	1	3					5	
16	VORONKOVA	OH	6	6	6		5	4	2					11	
19	PODKOPAIEVA	L	L	L	L										
25	SMIRNOVA	OH	14	14	10										
26	ENINA	MB													
Head Coach: BUSATO Sergio (ITA)															
Assistant Coach: BULYCHEV Yury (RUS)															

TEAM AND PLAYER PERFORMANCES

Won	Total Atts	No. Name	Scoring Skills	Won	Total Atts	No. Name
35	100	Total Team		47	90	Total Team
6	14	22 WASHINGTON	Attack	24	37	8 GONCHAROVA
5	14	10 LARSON		9	16	16 VORONKOVA
5	14	11 DREWS		8	25	10 FEDOROVTSOVA
8	50	Total Team	Block	13	56	Total Team
2	5	10 LARSON		3	12	13 STARTSEVA
2	8	24 OGBOGU		3	12	6 KOROLEVA
1	2	12 THOMPSON	3	11	14 FETISOVA	
1	52	Total Team	Serve	6	74	Total Team
1	6	23 ROBINSON		3	13	10 FEDOROVTSOVA
				2	21	16 VORONKOVA
			1	11	6 KOROLEVA	
7		Total Team	Opponent Error	9		Total Team
51	202	Total Team	Total	75	220	Total Team
7	29	10 LARSON	Best Scorer	26	55	8 GONCHAROVA
78 km/h		23 ROBINSON	Fastest Serve	95 km/h		16 VORONKOVA

Legend:			
(c)	Team Captain	Atts	Attempts
L	Libero	L	Substitute libero
MB	Middle Blocker	n	Starting line-up where n = starting position on court (i.e. positions 1 to 6)
nn	Substitute where nn = shirt number of outgoing player	No.	Shirt number
O	Opposite	OH	Outside Hitter
Pos.	Playing position	Pts	Points scored
S	Setter		



Match Results

試合結果 / Résultats du match

Match 21

ARG vs TUR
0 3

Match Duration: 1h 28min

Team	Sets	1	2	3	Total
ARG	0	23	20	18	61
TUR	3	25	25	25	75
Playing Time		27min	26min	29min	1h 22min

1st Referee: MYOI Sumie (JPN)

2nd Referee: ALROUSI Hamid (UAE)

Challenge Referee: BOUDAYA Taoufik (TUN)

ARG - Argentina															
No.	Name	Pos.	Line-up					Points by Set					Pts		
			1	2	3	4	5	1	2	3	4	5			
1	RODRIGUEZ	OH													
2	GERMANIER	S	16	16	16										
3	NIZETICH	OH	3	2	3			2	3	3				8	
4	BULAICH	OH	6	5	6			5	3					8	
6	NOSACH	O	14	14	14					1	1			2	
11	LAZCANO (c)	MB		13	4						1			1	
12	RIZZO	L	L	L	L										
13	FARRIOL	MB	4	3				1						1	
14	MAYER	S	2	1	2										
15	FORTUNA	OH	17		11										
16	MERCADO	O	5	4	5			4	2	6				12	
17	HERRERA	MB	1	6	1			1	4	2				7	
Head Coach:			FERRARO Hernan												
Assistant Coach:			SILVA Marcelo Fabian / QUINTANS Elian Patricio												

TUR - Turkey															
No.	Name	Pos.	Line-up					Points by Set					Pts		
			1	2	3	4	5	1	2	3	4	5			
2	AKOZ	L	L	L	L										
3	OZBAY	S	1	2							1				1
4	SENOGLU	OH													
5	ERCAN	OH													
6	AKMAN	MB													
7	BALADIN	OH	5	6	5						3	4	7	14	
9	ISMAILOGLU	OH	2	3	2						2	1	3	6	
11	AYDEMIR AKYOL	S		3	1										
13	BOZ	OH	99								1			1	
14	ERDEM DUNDAR (c)	MB	6	1	6						6	5	2	13	
18	GUNES	MB	3	4	3						6	3	3	12	
99	KARAKURT	OH	4	5	4						1	5	6	12	
Head Coach:			GUIDETTI Giovanni (ITA)												
Assistant Coach:			HAMURCU Alper / VATANSEVER Recep / BRACCESCHI Alessa												

TEAM AND PLAYER PERFORMANCES

Won	Total Atts	No. Name	Scoring Skills	Won	Total Atts	No. Name
33	110	Total Team	Attack	44	103	Total Team
11	28	16 MERCADO		12	24	7 BALADIN
8	29	3 NIZETICH		11	34	99 KARAKURT
7	31	4 BULAICH	Block	9	18	14 ERDEM DUNDAR
5	42	Total Team		13	58	Total Team
3	10	17 HERRERA		7	18	18 GUNES
1	6	4 BULAICH	Serve	4	18	14 ERDEM DUNDAR
1	4	16 MERCADO		2	10	7 BALADIN
1	62	Total Team		2	74	Total Team
1	7	13 FARRIOL	Opponent Error	1	16	99 KARAKURT
22		Total Team		1	8	3 OZBAY
61	214	Total Team		16		Total Team
12	40	16 MERCADO	Total	75	235	Total Team
93 km/h		16 MERCADO		Best Scorer	14	45
			Fastest Serve	89 km/h		18 GUNES

Legend:

(c) Team Captain
L Libero
MB Middle Blocker
nn Substitute where nn = shirt number of outgoing player
O Opposite
Pos. Playing position
S Setter

Atts Attempts
L Substitute libero
n Starting line-up where n = starting position on court (i.e. positions 1 to 6)
No. Shirt number
OH Outside Hitter
Pts Points scored



Match Results

試合結果 / Résultats du match

Match 24

CHN vs ITA
3 0

Match Duration: 1h 32min

Team	Sets	1	2	3	Total
CHN	3	25	25	26	76
ITA	0	21	20	24	65
Playing Time		26min	26min	33min	1h 25min

1st Referee: MURANAKA Shin (JPN)

2nd Referee: MAKSHANOV Evgeny (RUS)

Challenge Referee: KRAFT Heike (GER)

CHN - China		Line-up					Points by Set					Pts	
No.	Name	Pos.	1	2	3	4	5	1	2	3	4		5
1	YUAN X.Y.	MB	5	6	5			3	2				5
2	ZHU T. (c)	OH											
6	GONG X.Y.	O	3	4	3			3	4	2			9
7	WANG Y.Y.	MB	2	3	2			2	2	2			6
9	ZHANG C.N.	OH	4	5	4			6	2	4			12
10	LIU X.T.	OH											
11	YAO D.	S	6	1	6					2			2
12	LI Y.Y.	OH	1	2	1			7	5	3			15
16	DING X.	S											
17	YAN N.	MB											
18	WANG M.J.	L	L	L	L								
19	LIU Y.H.	OH											
Head Coach:		LANG Ping											
Assistant Coach:		LAI Yawen / AN Jiajie											

ITA - Italy		Line-up					Points by Set					Pts	
No.	Name	Pos.	1	2	3	4	5	1	2	3	4		5
1	SOROKAITE	O	11		11								
5	MALINOV	S	1	6	8			1					1
6	De GENNARO	L	L	L	L								
7	FOLIE	MB											
8	ORRO	S	5	5	2								
9	BOSETTI	OH	5	4	6			2	2	3			7
10	CHIRICHELLA	MB			13					2			2
11	DANESI	MB	6	5	1			2	2	4			8
13	FAHR	MB	3	2	4			1	3	1			5
14	PIETRINI	OH	2	1	3			5	4	5			14
17	SYLLA (c)	OH	14	9									
18	EGONU	O	4	3	5			7	3	8			18
Head Coach:		MAZZANTI Davide											
Assistant Coach:		BENDANDI Simone / BREGOLI Giulio Cesare											

TEAM AND PLAYER PERFORMANCES

Won	Total Atts	No. Name	Scoring Skills	Won	Total Atts	No. Name
37	91	Total Team	Attack	43	100	Total Team
13	40	12 LI Y.Y.		14	29	14 PIETRINI
11	20	9 ZHANG C.N.		14	35	18 EGONU
6	17	6 GONG X.Y.		7	19	9 BOSETTI
10	50	Total Team	Block	9	52	Total Team
3	12	7 WANG Y.Y.		5	15	11 DANESI
2	9	11 YAO D.		2	8	18 EGONU
2	6	12 LI Y.Y.		1	3	10 CHIRICHELLA
2	75	Total Team	Serve	3	66	Total Team
2	20	6 GONG X.Y.		2	10	18 EGONU
				1	9	11 DANESI
27		Total Team	Opponent Error	10		Total Team
76	216	Total Team		65	218	Total Team
15	59	12 LI Y.Y.	Best Scorer	18	53	18 EGONU
100 km/h		1 YUAN X.Y.	Fastest Serve	98 km/h		18 EGONU

Legend:

(c) Team Captain
L Libero
MB Middle Blocker
nn Substitute where nn = shirt number of outgoing player
O Opposite
Pos. Playing position
S Setter

Atts Attempts
L Substitute libero
n Starting line-up where n = starting position on court (i.e. positions 1 to 6)
No. Shirt number
OH Outside Hitter
Pts Points scored



Match Results

試合結果 / Résultats du match

Match 26

USA vs ITA
3 2

Match Duration: 2h 29min

Team	Sets	1	2	3	4	5	Total
USA	3	21	25	25	25	15	111
ITA	2	25	16	27	16	12	96
Playing Time		29min	26min	36min	25min	23min	2h 19min

1st Referee: LIU Jiang (CHN)

2nd Referee: MACIAS Luis Gerardo (MEX)

Challenge Referee: BOUDAYA Taoufik (TUN)

USA - United States														
No.	Name	Pos.	Line-up					Points by Set					Pts	
			1	2	3	4	5	1	2	3	4	5		
1	HANCOCK	S			2	6	6						1	1
2	POULTER	S	1	6	6								1	1
4	WONG-ORANTES	L	L	L	L	L								
10	LARSON (c)	OH	2	1	1	1	1	5	4	1	1	2	13	
11	DREWS	O	4	3	3	3	3	4	4	5	5	4	22	
14	BARTSCH-HACKLEY	OH	5	4	4	4	4	3	5	2	4	3	17	
15	HILL	OH	16		16		16						1	
16	AKINRADEWO	MB	3	2	2	2	2	1	2	3	3	1	10	
22	WASHINGTON	MB	6	5	5	5	5	2	3	2	3	1	11	
23	ROBINSON	OH												
24	OGBOGU	MB				1								

Head Coach: KIRALY Karch
Assistant Coach: SLABE Luka (SLO) / DUNPHY Marv / MIYASHIRO Tamari

ITA - Italy														
No.	Name	Pos.	Line-up					Points by Set					Pts	
			1	2	3	4	5	1	2	3	4	5		
1	SOROKAITE	O	11		10		10							
5	MALINOV	S	1	1	6	6	1						2	2
6	De GENNARO	L	L	L	L	L								
7	FOLIE	MB												
8	ORRO	S	13	5	5	5	5						1	1
9	BOSETTI	OH	5	5	4	4	5	1	3	4	1	3	12	
10	CHIRICHELLA	MB	11	5	5	6		1	1	2			4	
11	DANESI	MB	6	6	2	13	3	1	1	2			4	
13	FAHR	MB	3	3	11	2		3	3	1			7	
14	PIETRINI	OH	2	2	1		11	3	2	2			7	
17	SYLLA (c)	OH	14	14	1	2					4	3	7	
18	EGONU	O	4	4	3	3	4	9	3	10	1	5	28	

Head Coach: MAZZANTI Davide
Assistant Coach: BENDANDI Simone / BREGOLI Giulio Cesare

TEAM AND PLAYER PERFORMANCES

Won	Total Atts	No. Name	Scoring Skills	Won	Total Atts	No. Name
59	149	Total Team	Attack	60	146	Total Team
19	45	11 DREWS		27	62	18 EGONU
13	40	14 BARTSCH-HACKLEY		10	34	9 BOSETTI
12	32	10 LARSON		6	12	17 SYLLA
13	62	Total Team	Block	10	79	Total Team
4	19	22 WASHINGTON		3	10	13 FAHR
4	15	16 AKINRADEWO		1	11	5 MALINOV
3	9	11 DREWS		1	8	14 PIETRINI
4	110	Total Team	Serve	2	97	Total Team
2	23	14 BARTSCH-HACKLEY		1	9	8 ORRO
1	18	10 LARSON		1	16	9 BOSETTI
1	4	15 HILL				
35		Total Team	Opponent Error	24		Total Team
111	321	Total Team		96	322	Total Team
22	72	11 DREWS	Best Scorer	28	90	18 EGONU
99 km/h		1 HANCOCK	Fastest Serve	95 km/h		18 EGONU

Legend:			
(c)	Team Captain	Atts	Attempts
L	Libero	L	Substitute libero
MB	Middle Blocker	n	Starting line-up where n = starting position on court (i.e. positions 1 to 6)
nn	Substitute where nn = shirt number of outgoing player	No.	Shirt number
O	Opposite	OH	Outside Hitter
Pos.	Playing position	Pts	Points scored
S	Setter		



Match Results

試合結果 / Résultats du match

Match 27

ROC vs TUR
2 3

Match Duration: 2h 29min

Team	Sets	1	2	3	4	5	Total
ROC	2	25	23	23	25	10	106
TUR	3	21	25	25	15	15	101
	Playing Time	29min	31min	32min	23min	21min	2h 16min

1st Referee: COLLADOS Fabrice (FRA)

2nd Referee: RODRIGUEZ Susana (ESP)

Challenge Referee: NEDERHOED Jacobus (NED)

ROC - ROC

No.	Name	Pos.	Line-up					Points by Set					Pts		
			1	2	3	4	5	1	2	3	4	5			
4	PILIPENKO	OH	10												
5	MATVEEVA	S				13	13								1
6	KOROLEVA	MB	2	3	2	6	8	3	3	1	1	2			10
8	GONCHAROVA	O	3	4	3	4	4	5	5	4	4				18
10	FEDOROVTSOVA	O	1	2	4	5	5	5	4	2	6	2			19
12	LAZAREVA A.	O	6		6	8	6								1
13	STARTSEVA (c)	S	6	1	6	1	1						1	1	2
14	FETISOVA	MB	5	6	5	3	3	1	2	3					7
16	VORONKOVA	OH	4	5	1	2	2	5	3	5	5	2			20
19	PODKOPAIEVA	L	L	L	L	L	L								
25	SMIRNOVA	OH	14	14	10	6	14							1	1
26	ENINA	MB													

Head Coach: BUSATO Sergio (ITA)

Assistant Coach: BULYCHEV Yury (RUS)

TUR - Turkey

No.	Name	Pos.	Line-up					Points by Set					Pts		
			1	2	3	4	5	1	2	3	4	5			
2	AKOZ	L	L	L	L	L	L								
3	OZBAY	S	13	11	2	1	1					1	1		2
4	SENOGLU	OH	7	3	2	5						5	5	1	2
5	ERCAN	OH				4									
6	AKMAN	MB													
7	BALADIN	OH	3	2		9						5	1		6
9	ISMAIOGLU	OH	6	5	6	5	2					4	2	3	1
11	AYDEMIR AKYOL	S	2	1	13	13	13								1
13	BOZ	OH	5	4	5	4	4					6	6	6	2
14	ERDEM DUNDAR (c)	MB	1	6	1	6	6					2	1	2	1
18	GUNES	MB	4	3	4	3	3					4	2	1	2
99	KARAKURT	OH	11		3	3	3							1	4

Head Coach: GUIDETTI Giovanni (ITA)

Assistant Coach: HAMURCU Alper / VATANSEVER Recep / BRACCESCHI Alessa

TEAM AND PLAYER PERFORMANCES

Won	Total Atts	No. Name	Scoring Skills	Won	Total Atts	No. Name
56	142	Total Team	Attack	56	129	Total Team
19	35	16 VORONKOVA		20	43	13 BOZ
17	49	8 GONCHAROVA		10	22	4 SENOGLU
12	34	10 FEDOROVTSOVA		8	21	9 ISMAIOGLU
12	60	Total Team	Block	16	70	Total Team
3	13	6 KOROLEVA		7	24	18 GUNES
3	14	14 FETISOVA		2	9	4 SENOGLU
1	1	12 LAZAREVA A.		2	9	13 BOZ
11	106	Total Team	Serve	4	101	Total Team
6	24	10 FEDOROVTSOVA		1	9	7 BALADIN
3	19	6 KOROLEVA		1	16	4 SENOGLU
1	10	14 FETISOVA		1	16	9 ISMAIOGLU
27		Total Team	Opponent Error	25		Total Team
106	308	Total Team		Total	101	300
20	61	16 VORONKOVA	Best Scorer	22	63	13 BOZ
92 km/h		10 FEDOROVTSOVA	Fastest Serve	91 km/h		99 KARAKURT

Legend:			
(c)	Team Captain	Atts	Attempts
L	Libero	L	Substitute libero
MB	Middle Blocker	n	Starting line-up where n = starting position on court (i.e. positions 1 to 6)
nn	Substitute where nn = shirt number of outgoing player	No.	Shirt number
O	Opposite	OH	Outside Hitter
Pos.	Playing position	Pts	Points scored
S	Setter		



Match Results

試合結果 / Résultats du match

Match 28

CHN vs ARG
3 0

Match Duration: 1h 21min

Team	Sets	1	2	3	Total
CHN	3	25	25	25	75
ARG	0	15	22	19	56
Playing Time		22min	27min	26min	1h 15min

1st Referee: KANG Joo-Hee (KOR)

2nd Referee: CESPEDES Denny (DOM)

Challenge Referee: NEDERHOED Jacobus (NED)

CHN - China													
No.	Name	Pos.	Line-up					Points by Set					Pts
			1	2	3	4	5	1	2	3	4	5	
1	YUAN X.Y.	MB	6	5	6			4	7				11
2	ZHU T. (c)	OH											
6	GONG X.Y.	O	4	3	4		3	2	6				11
7	WANG Y.Y.	MB	3	2	3		4	1	3				8
9	ZHANG C.N.	OH	5	4	5		5	9	4				18
10	LIU X.T.	OH				12							
11	YAO D.	S	1	6	1								
12	LI Y.Y.	OH	2	1	2		2	3	9				14
16	DING X.	S											
17	YAN N.	MB											
18	WANG M.J.	L	L	L	L								
19	LIU Y.H.	OH											
Head Coach: LANG Ping													
Assistant Coach: LAI Yawen / AN Jiajie													

ARG - Argentina													
No.	Name	Pos.	Line-up					Points by Set					Pts
			1	2	3	4	5	1	2	3	4	5	
1	RODRIGUEZ	OH	5					2					2
2	GERMANIER	S	14	14	1				1				1
3	NIZETICH	OH	2	3	2			3	4				7
4	BULAICH	OH	3	6	5		2	5	2				9
6	NOSACH	O			2								
11	LAZCANO (c)	MB	6	1	6		2						2
12	RIZZO	L	L	L	L								
13	FARRIOL	MB	3	4	3		1	4	1				6
14	MAYER	S	1	2	16								
15	FORTUNA	OH	1	3	11		1						1
16	MERCADO	O	4	5	4		5	6	2				13
17	HERRERA	MB											
Head Coach: FERRARO Hernan													
Assistant Coach: SILVA Marcelo Fabian / QUINTANS Elian Patricio													

TEAM AND PLAYER PERFORMANCES

Won	Total Atts	No. Name	Scoring Skills	Won	Total Atts	No. Name
47	94	Total Team	Attack	34	91	Total Team
15	24	9 ZHANG C.N.		12	32	16 MERCADO
11	26	12 LI Y.Y.		9	18	4 BULAICH
8	17	6 GONG X.Y.		6	20	3 NIZETICH
9	48	Total Team	Block	5	33	Total Team
3	11	1 YUAN X.Y.		4	11	13 FARRIOL
2	13	6 GONG X.Y.		1	4	16 MERCADO
2	8	9 ZHANG C.N.	Serve	2	58	Total Team
2	15	12 LI Y.Y.		1	8	15 FORTUNA
1	10	1 YUAN X.Y.		1	11	3 NIZETICH
1	15	7 WANG Y.Y.	Opponent Error	15		Total Team
13		Total Team		Total	56	182
75	215	Total Team	Best Scorer		13	42
18	39	9 ZHANG C.N.	Fastest Serve	90 km/h		3 NIZETICH
73 km/h		11 YAO D.				

Legend:			
(c)	Team Captain	Atts	Attempts
L	Libero	L	Substitute libero
MB	Middle Blocker	n	Starting line-up where n = starting position on court (i.e. positions 1 to 6)
nn	Substitute where nn = shirt number of outgoing player	No.	Shirt number
O	Opposite	OH	Outside Hitter
Pos.	Playing position	Pts	Points scored
S	Setter		



Top Player Ranking by Skill

スキルランキング (トッププレイヤー) / Classement des meilleurs joueurs par aptitude

As of SUN 8 AUG 2021 at 15:04

BEST SCORERS

Rk	No.	Name	NOC	Pos.	Attack	Block	Serve	Total
1	18	BOSKOVIC Tijana	SRB	O	165	15	12	192
2	10	KIM Yeon Koung	KOR	OH	122	9	5	136
3	16	RODRIGUES Fernanda	BRA	OH	106	9	5	120
4	10	BRAGA GUIMARAES Gabriela	BRA	OH	94	9	3	106
5	10	LARSON Jordan	USA	OH	76	9	6	91
5	14	BARTSCH-HACKLEY Michelle	USA	OH	79	7	5	91
7	11	DREWS Andrea	USA	O	78	7	4	89
8	13	PARK Jeongah	KOR	OH	68	10	4	82
9	12	THOMPSON Jordan	USA	O	66	9	3	78
10	4	KIM Heejin	KOR	O	62	7	7	76
11	15	da SILVA Ana Carolina	BRA	MB	44	23	6	73
12	2	de OLIVEIRA SAAD GATTAZ Caroline	BRA	MB	43	22	7	72
13	22	WASHINGTON Haleigh	USA	MB	42	20	4	66
14	16	RASIC Milena	SRB	MB	42	17	4	63
15	11	CAIXETA Tandara	BRA	OH	55	1	2	58
16	14	YANG Hyo Jin	KOR	MB	32	20	2	54
17	16	AKINRADEWO Foluke	USA	MB	27	21	2	50
18	7	MONTIBELLER Rosamaria	BRA	OH	32	13	3	48
19	5	POPOVIC Mina	SRB	MB	26	18	2	46
20	19	MILENKOVIC Bojana	SRB	OH	30	11	1	42
21	1	BUSA Bianka	SRB	OH	32	2	7	41
22	10	OGNJENOVIC Maja	SRB	S	15	4	7	26
23	12	PEREIRA Natalia	BRA	OH	17	4	1	22
23	11	KIM Su Ji	KOR	MB	15	4	3	22
23	9	MIHAJLOVIC Brankica	SRB	OH	14	4	4	22
26	1	LEE Soyoung	KOR	OH	17	-	-	17
27	14	ALEKSIC Maja	SRB	MB	8	6	1	15
28	2	POULTER Jordyn	USA	S	3	7	3	13
29	3	YEUM Hye Seon	KOR	S	1	3	8	12
30	16	JEONG Jiyun	KOR	O	10	-	1	11
30	23	ROBINSON Kelsey	USA	OH	9	1	1	11
32	13	BJELICA Ana	SRB	O	9	-	1	10
32	20	BLAGOJEVIC Jelena	SRB	OH	7	1	2	10
34	8	SILVA CARNEIRO Macris Fernanda	BRA	S	5	1	3	9
35	19	PYO Seungju	KOR	OH	7	-	1	8
36	9	RATZKE Roberta Silva	BRA	S	5	1	1	7
37	8	PARK Eunjin	KOR	MB	5	1	-	6
37	24	OGBOGU Chiaka	USA	MB	4	2	-	6
39	20	CORREA Ana Beatriz	BRA	MB	5	-	-	5
39	1	HANCOCK Micha	USA	S	3	1	1	5
41	7	AN Hyejin	KOR	S	3	-	-	3
41	8	MIRKOVIC Sladjana	SRB	S	2	1	-	3
41	15	HILL Kimberly	USA	OH	-	-	3	3
44	17	MENEZES OLIVEIRA de SOUZA Ana Cris.	BRA	OH	1	-	-	1
Tournament Totals					3427	683	270	4380




Top Player Ranking by Skill


スキルランキング (トッププレイヤー) / Classement des meilleurs joueurs par aptitude

As of SUN 8 AUG 2021 at 15:04


BEST ATTACKERS

Scoring Attack	Rk	No.	Name	NOC	Pos.	Points	Errors	In-Play	Total Attempts	Eff. %
	1	16	RODRIGUES Fernanda	BRA	OH	106	17	92	215	41.40
	2	18	BOSKOVIC Tijana	SRB	O	165	51	97	313	36.42
	3	11	DREWS Andrea	USA	O	78	20	68	166	34.94
	4	10	KIM Yeon Koung	KOR	OH	122	35	115	272	31.99
	5	10	BRAGA GUIMARAES Gabriela	BRA	OH	94	33	96	223	27.35
	6	10	LARSON Jordan	USA	OH	76	27	88	191	25.65
	7	11	CAIXETA Tandara	BRA	OH	55	26	62	143	20.28
	8	13	PARK Jeongah	KOR	OH	68	36	114	218	14.68
	9	14	BARTSCH-HACKLEY Michelle	USA	OH	79	46	102	227	14.54
	10	4	KIM Heejin	KOR	O	62	36	122	220	11.82
Limit										
15.00%	Tournament Totals					3427	1470	3450	8347	23.45

BEST BLOCKERS

Scoring Block	Rk	No.	Name	NOC	Pos.	Points	Errors	In-Play	Total Attempts	Avg. by Set
	1	15	da SILVA Ana Carolina	BRA	MB	23	49	39	111	0.82
	2	2	de OLIVEIRA SAAD GATTAZ Caroline	BRA	MB	22	35	55	112	0.79
	3	16	AKINRADEWO Foluke	USA	MB	21	32	34	87	0.75
	4	5	POPOVIC Mina	SRB	MB	18	35	42	95	0.72
	5	22	WASHINGTON Haleigh	USA	MB	20	33	42	95	0.71
	6	16	RASIC Milena	SRB	MB	17	18	20	55	0.68
	7	14	YANG Hyo Jin	KOR	MB	20	38	42	100	0.67
	8	18	BOSKOVIC Tijana	SRB	O	15	14	22	51	0.60
	9	7	MONTIBELLER Rosamaria	BRA	OH	13	12	14	39	0.46
	10	19	MILENKOVIC Bojana	SRB	OH	11	12	14	37	0.44
	Tournament Totals					683	1456	1787	3926	5.10

BEST SERVERS

Scoring Service	Rk	No.	Name	NOC	Pos.	Points	Errors	In-Play	Total Attempts	Avg. by Set
	1	18	BOSKOVIC Tijana	SRB	O	12	24	48	84	0.48
	2	10	OGNJENOVIC Maja	SRB	S	7	8	107	122	0.28
	2	1	BUSA Bianka	SRB	OH	7	11	58	76	0.28
	4	3	YEUM Hye Seon	KOR	S	8	12	78	98	0.27
	5	2	de OLIVEIRA SAAD GATTAZ Caroline	BRA	MB	7	5	77	89	0.25
	6	4	KIM Heejin	KOR	O	7	10	58	75	0.23
	7	15	da SILVA Ana Carolina	BRA	MB	6	9	122	137	0.21
	7	10	LARSON Jordan	USA	OH	6	7	94	107	0.21
	9	14	BARTSCH-HACKLEY Michelle	USA	OH	5	10	87	102	0.18
	9	16	RODRIGUES Fernanda	BRA	OH	5	4	92	101	0.18
	Tournament Totals					270	563	4876	5709	2.01




Top Player Ranking by Skill

スキルランキング (トッププレイヤー) / Classement des meilleurs joueurs par aptitude

As of SUN 8 AUG 2021 at 15:04


BEST DIGGERS

Non-Scoring Dig	Rk	No.	Name	NOC	Pos.	Excellents	Errors	In-Play	Total Attempts	Avg. by Set
	1	9	OH Jiyoung	KOR	L	93	60	11	164	3.10
	2	4	WONG-ORANTES Justine	USA	L	82	42	20	144	2.93
	2	18	BRAIT Camila	BRA	L	82	21	20	123	2.93
	4	10	KIM Yeon Koung	KOR	OH	83	41	20	144	2.77
	5	17	POPOVIC Silvija	SRB	L	61	39	11	111	2.44
	6	10	BRAGA GUIMARAES Gabriela	BRA	OH	66	33	12	111	2.36
	7	10	LARSON Jordan	USA	OH	60	31	12	103	2.14
	8	14	BARTSCH-HACKLEY Michelle	USA	OH	56	32	15	103	2.00
	9	19	MILENKOVIC Bojana	SRB	OH	49	24	7	80	1.96
	10	16	RODRIGUES Fernanda	BRA	OH	53	36	15	104	1.89
Tournament Totals						2854	1949	892	5695	21.30

BEST SETTERS

Non-Scoring Set	Rk	No.	Name	NOC	Pos.	Excellents	Errors	In-Play	Total Attempts	Avg. by Set
	1	10	OGNJENOVIC Maja	SRB	S	244	5	248	497	9.76
	2	2	POULTER Jordyn	USA	S	247	4	310	561	8.82
	3	3	YEUM Hye Seon	KOR	S	223	5	372	600	7.43
	4	8	SILVA CARNEIRO Macris Fernanda	BRA	S	183	3	224	410	6.54
	5	9	RATZKE Roberta Silva	BRA	S	152	1	158	311	5.43
	6	1	HANCOCK Micha	USA	S	65	3	104	172	2.32
	7	7	AN Hyejin	KOR	S	54	1	107	162	1.80
	8	17	POPOVIC Silvija	SRB	L	25	-	17	42	1.00
	9	8	MIRKOVIC Sladjana	SRB	S	24	-	33	57	0.96
	10	4	WONG-ORANTES Justine	USA	L	24	-	26	50	0.86
Tournament Totals						3179	60	4613	7852	23.72

BEST RECEIVERS

Non-Scoring Reception	Rk	No.	Name	NOC	Pos.	Excellents	Errors	In-Play	Total Attempts	Succ. %
	1	4	WONG-ORANTES Justine	USA	L	102	2	33	137	74.45
	2	10	BRAGA GUIMARAES Gabriela	BRA	OH	101	6	35	142	71.13
	3	14	BARTSCH-HACKLEY Michelle	USA	OH	132	8	47	187	70.59
	4	10	LARSON Jordan	USA	OH	108	1	49	158	68.35
	5	19	MILENKOVIC Bojana	SRB	OH	118	5	52	175	67.43
	6	18	BRAIT Camila	BRA	L	73	-	43	116	62.93
	7	16	RODRIGUES Fernanda	BRA	OH	113	3	71	187	60.43
	8	1	BUSA Bianka	SRB	OH	67	9	37	113	59.29
	9	10	KIM Yeon Koung	KOR	OH	88	4	62	154	57.14
	10	13	PARK Jeongah	KOR	OH	78	15	94	187	41.71
Limit	25.00%									
Tournament Totals						2906	269	1797	4972	58.45

Note:

Only players whose teams advanced to the semifinals are ranked.

Skills - 10 players are listed per skill, except where ties would extend the list beyond 10 in which case the tied players are not listed.

Legend:


Avg. Average **Eff. %** Efficiency **L** Libero **MB** Middle Blocker **No.** Shirt number
O Opposite **OH** Outside Hitter **Pos.** Playing position **Rk** Rank **S** Setter
Succ.% Success %





Teams Ranking by Skill


スキルランキング (チーム) / Classement des équipes par aptitude


As of SUN 8 AUG 2021 at 15:04


Scoring Attack	Rk	Team	Points	Errors	In-Play	Total Attempts	Eff. %
	1	SRB - Serbia	350	103	254	707	34.94
	2	BRA - Brazil	407	123	370	900	31.56
	3	USA - United States	387	145	375	907	26.68
	4	KOR - Republic of Korea	342	164	457	963	18.48
	Tournament Totals			3427	1470	3450	8347

Scoring Block	Rk	Team	Points	Errors	In-Play	Total Attempts	Avg. by Set
	1	SRB - Serbia	79	125	157	361	3.16
	2	USA - United States	84	154	172	410	3.00
	3	BRA - Brazil	83	171	204	458	2.96
	4	KOR - Republic of Korea	54	156	199	409	1.80
	Tournament Totals			683	1456	1787	3926

Scoring Service	Rk	Team	Points	Errors	In-Play	Total Attempts	Avg. by Set
	1	SRB - Serbia	41	72	470	583	1.64
	2	USA - United States	32	65	536	633	1.14
	3	BRA - Brazil	31	43	583	657	1.11
	4	KOR - Republic of Korea	31	53	494	578	1.03
	Tournament Totals			270	563	4876	5709

Non-Scoring Dig	Rk	Team	Excellents	Errors	In-Play	Total Attempts	Avg. by Set
	1	BRA - Brazil	351	175	94	620	12.54
	2	KOR - Republic of Korea	352	242	90	684	11.73
	3	USA - United States	313	180	95	588	11.18
	4	SRB - Serbia	258	157	64	479	10.32
	Tournament Totals			2854	1949	892	5695

Non-Scoring Set	Rk	Team	Excellents	Errors	In-Play	Total Attempts	Avg. by Set
	1	BRA - Brazil	371	5	456	832	13.25
	2	SRB - Serbia	330	5	341	676	13.20
	3	USA - United States	365	7	494	866	13.04
	4	KOR - Republic of Korea	321	7	586	914	10.70
	Tournament Totals			3179	60	4613	7852

Non-Scoring Reception	Rk	Team	Excellents	Errors	In-Play	Total Attempts	Succ. %
	1	USA - United States	350	16	138	504	69.44
	2	BRA - Brazil	296	11	153	460	64.35
	3	SRB - Serbia	259	26	153	438	59.13
	4	KOR - Republic of Korea	303	43	243	589	51.44
	Tournament Totals			2906	269	1797	4972

Note:
Only teams advancing to the semifinals are ranked.

Legend:
Avg. Average Eff. % Efficiency Rk Rank Succ.% Success %



Competition Officials
オフィシャル / Officiels de compétition
As of MON 26 JUL 2021

REVISED
26 JUL 23:15

Function	Name	Organisation
Tokyo 2020 Competition Management:		
Volleyball Manager:	FUJINO Takahiro	JPN - Japan
Volleyball Competition Manager:	TAKAI Aya	JPN - Japan
Volleyball Services Manager:	SEBATA Toshiko	JPN - Japan
Volleyball Technical Operations Manager:	WAKIYAMA Hisachika	JPN - Japan
FIVB Management:		
FIVB President:	Dr. da SILVA GRACA FILHO Ary	BRA - Brazil
FIVB General Director:	AZEVEDO Fabio	BRA - Brazil
FIVB Control Committee:		
Technical Delegates:	MARTE HOFFIZ Cristobal	DOM - Dominican Republic
	BORICIC Aleksandar	SRB - Serbia
ITOs:		
	HALANDA Lubor	SVK - Slovakia
	MOHAMMED Mushtaque	TTO - Trinidad and Tobago
	TIMBA Majore Louis	CMR - Cameroon
	ARENA Renato	ITA - Italy
	MERIAUX Mathieu	FRA - France
	GRBIC Vladimir	SRB - Serbia
	RELJIN Jelena	SRB - Serbia
	LUIS HERNANDEZ Alejandrina Mireya	CUB - Cuba
	SUZARA Ramon	PHI - Philippines
	KESSLER Alise	LAT - Latvia
	NOJIMA Yuka	JPN - Japan
	CARREL Larry	SUI - Switzerland
	PONTES RODRIGUES Luis Alexandre	BRA - Brazil
	TOHYAMA Tomohiro	JPN - Japan
	RIGAMONTI Alberto	ITA - Italy
	BENGISUN Gonenc	TUR - Turkey
International Technical Officials (ITOs):		
FIVB International Referees:	MURANAKA Shin	JPN - Japan
	MYOI Sumie	JPN - Japan
	MAKSHANOV Evgeny	RUS - Russian Federation
	MOKRY Juraj	SVK - Slovakia
	RODRIGUEZ Susana Maria	ESP - Spain
	TURCI Paulo	BRA - Brazil
	CESPEDES Denny	DOM - Dominican Republic
	MAROSZEK Wojciech	POL - Poland
	RAPISARDA Daniele	ITA - Italy
	ROLF Patricia	USA - United States of America
	SIMONOVIC Vladimir	SRB - Serbia
	CASAMIQUELA Hernan	ARG - Argentina
	LIU Jiang	CHN - People's Republic of China
	KANG Joo-Hee	KOR - Republic of Korea
	ALROUSI Hamid	UAE - United Arab Emirates
	MACIAS Luis	MEX - Mexico
	COLLADOS Fabrice	FRA - France



Competition Officials
オフィシャル / Officiels de compétition
As of MON 26 JUL 2021

Function	Name	Organisation
Referee Coach:	PAREDES Guillermo	ARG - Argentina
	TITOV Sergey	RUS - Russian Federation
Challenge Referees:	BOUDAYA Taoufik	TUN - Tunisia
	KRAFT Heike	GER - Germany
	NEDERHOED Jacobus	NED - Netherlands
National Technical Officials (NTOs):		
NTO Coordinators:	ESHITA Takeshi	JPN - Japan
	KITAMURA Yuka	JPN - Japan
	SHIOKAWA Kengo	JPN - Japan
	UEHARA Shinnosuke	JPN - Japan
	ONO Masato	JPN - Japan
	TANEMOTO Keiko	JPN - Japan
Line Judges:	ETO Yukie	JPN - Japan
	SUZUKI Miho	JPN - Japan
	WATANABE Chie	JPN - Japan
	ITO Natsumi	JPN - Japan
	SHIMIZU Satomi	JPN - Japan
	HIRAIZUMI Jun	JPN - Japan
	TORAZAWA Yoshitaka	JPN - Japan
	OI Yuya	JPN - Japan
	TAKANO Osamu	JPN - Japan
	KANEHIRO Yusuke	JPN - Japan
	KAEDE Junichiro	JPN - Japan
	KATO Tsubasa	JPN - Japan
	SASAKI Shin	JPN - Japan
	YOSHIDA Masumi	JPN - Japan
	KOSUGI Daiki	JPN - Japan
	MIZA Tsukasa	JPN - Japan
	HORIE Koji	JPN - Japan
	TOTSUKA Akira	JPN - Japan
	UCHIDA Kazuo	JPN - Japan
	OWASHI Kazuya	JPN - Japan
	NISHIYAMA Naoyuki	JPN - Japan
	OKABE Tatsumasa	JPN - Japan
	HAYASHI Junichi	JPN - Japan
	KATSUMATA Reiko	JPN - Japan
	YOKOSUKA Takayuki	JPN - Japan
	ONIGAHARA Shinpei	JPN - Japan
	YANO Hiroyuki	JPN - Japan
Scorers / Scorer Assistants:	YAMASHITA Akira	JPN - Japan
	AKASHI Naoki	JPN - Japan
	MIZUMA Emi	JPN - Japan
	AEBA Kazue	JPN - Japan
	ARIMURA Kumiko	JPN - Japan
	NAKANISHI Koji	JPN - Japan
	KATSUMATA Teizo	JPN - Japan



Competition Officials
オフィシャル / Officiels de compétition
As of MON 26 JUL 2021

Function	Name	Organisation
Scorers / Scorer Assistants:	TAKAHASHI Hiroaki	JPN - Japan
	YOSHIOKA Nana	JPN - Japan
	TOGAWA Taisuke	JPN - Japan
	MORIYAMA Mariko	JPN - Japan
	SEKINO Tomohito	JPN - Japan
	WATANABE Nahoko	JPN - Japan
	ASAI Tadayoshi	JPN - Japan
	MASAOKA Suguru	JPN - Japan
	JIGEN Masahiro	JPN - Japan
OIKAWA Chiharu	JPN - Japan	
Double Function:	WATANABE Akiko	JPN - Japan
	SUMIMOTO Hideki	JPN - Japan
	TAKAZAWA Yoshie	JPN - Japan
	FURUTA Norimi	JPN - Japan
	ENDO Harue	JPN - Japan
	SHINAGAWA Kyoko	JPN - Japan
	SHIGENOBU Yuki	JPN - Japan
	HORII Emiko	JPN - Japan
	TAKAZAWA Rie	JPN - Japan
	TODA Koki	JPN - Japan
	IMURA Koji	JPN - Japan
	HIMENO Masayuki	JPN - Japan
	OTSU Satoshi	JPN - Japan
	FUKUDA Tomomi	JPN - Japan
	NAKAGAWA Masaki	JPN - Japan
	YASUDA Yuji	JPN - Japan
	KIRIYAMA Masami	JPN - Japan
	MARUYAMA Hiroyuki	JPN - Japan
	NIIZUMA Akiko	JPN - Japan
	SAKAMOTO Taiji	JPN - Japan
FUJII Yuki	JPN - Japan	
AKASE Hiroyuki	JPN - Japan	
TAKAHASHI Miyuki	JPN - Japan	

FIVB Medal Standings

FIVBメダル獲得数 / Tableau des médailles - FIVB

As of SUN 8 AUG 2021 at 15:17

Rank	NOC	Volleyball				Beach Volleyball				Total				Rank by Total
		G	S	B	Tot	G	S	B	Tot	G	S	B	Tot	
1	USA - United States	1			1	1			1	2			2	=1
2	FRA - France	1			1					1			1	=3
2	NOR - Norway					1			1	1			1	=3
4	ROC - ROC		1		1		1		1		2		2	=1
5	AUS - Australia						1		1		1		1	=3
5	BRA - Brazil		1		1						1		1	=3
7	ARG - Argentina			1	1							1	1	=3
7	QAT - Qatar							1	1			1	1	=3
7	SRB - Serbia			1	1							1	1	=3
7	SUI - Switzerland							1	1			1	1	=3
Total:		2	2	2	6	2	2	2	6	4	4	4	12	

Note:

Rank by Total is calculated by the total number of gold, silver and bronze medals.

Legend:

= Equal sign indicates that two or more NOCs share the same rank by total
S Silver **Tot** Total **B** Bronze **G** Gold

