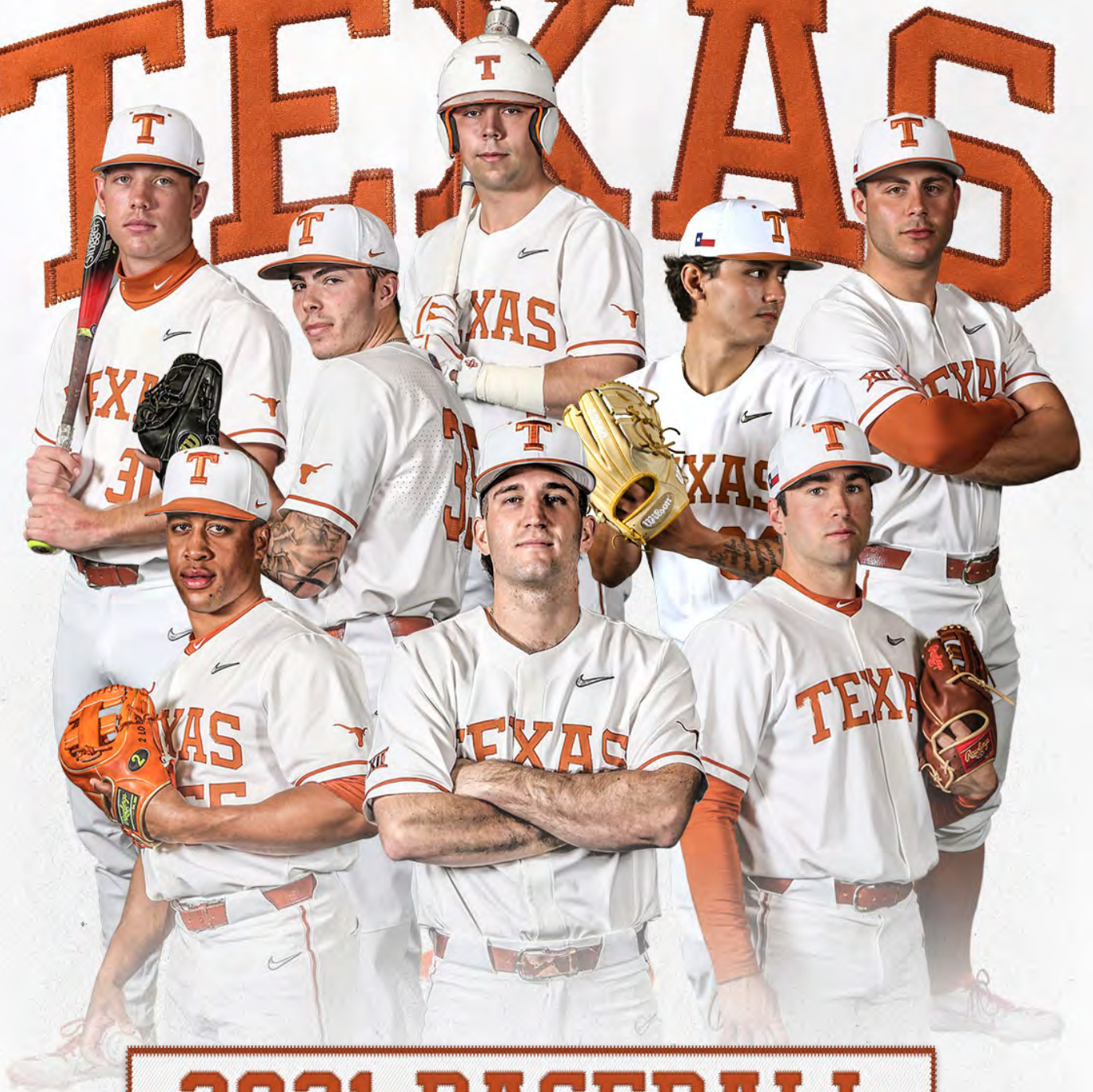


TEXAS



2021 BASEBALL

2021 FACTBOOK



BIG 12 CONFERENCE

TEXAS

2021 BASEBALL



NATIONAL CHAMPIONSHIPS

1949 • 1950 • 1975 • 1983 • 2002 • 2005

TEXAS

2021 BASEBALL

36

COLLEGE WORLD SERIES APPEARANCES

MOST IN COLLEGE BASEBALL



TEXAS

2021 BASEBALL

UFCU DISCH-FALK FIELD

BIG 12 CONFERENCE LEADER IN ATTENDANCE FOR 15-CONSECUTIVE SEASONS




TEXAS

2021 BASEBALL

J. DAN BROWN FAMILY
PLAYER DEVELOPMENT CENTER

IT'S THE BEST I'VE SEEN,
HONESTLY. REALLY IMPRESSIVE
ATTENTION TO DETAIL.

— Kendall Rogers
D1Baseball.com



TEXAS

2021 BASEBALL



BROOKS KIESCHNICK

KEITH MORELAND

GREG SWINDELL

BURT HOOTEN

COLLEGE BASEBALL HALL OF FAMERS



BILLY DISCH



BIBB FALK



CLIFF GUSTAFSON



AUGIE GARRIDO



DAVID CHALK



RICHARD WORTHAM



KIRK DRESSENDORFER

TEXAS

2021 BASEBALL



BRANDON WORKMAN,
2018 WORLD CHAMPION
BOSTON RED SOX

2020 MAJOR LEAGUE LONGHORNS

BRANDON BELT
SAN FRANCISCO GIANTS

BRANDON WORKMAN
RED SOX/PHILLIES

COREY KNEBEL
MILWAUKEE BREWERS

JOHN CURTISS
TAMPA BAY RAYS

DILLON PETERS
LOS ANGELES ANGELS

HOBY MILNER
LOS ANGELES ANGELS

MARK PAYTON
CINCINNATI REDS

TRES BARRERA
2019 WORLD CHAMPION
WASHINGTON NATIONALS



PLAYERS IN THE PROS

TEXAS

2021 BASEBALL



HUSTON STREET

RETIRED NUMBERS



3 | KEITH MORELAND



20 | BURT HOOTEN




21 | GREG SWINDELL



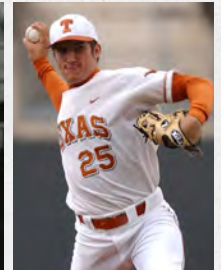
21 | ROGER CLEMENS



23 | BROOKS KIESCHNICK



25 | SCOTT BRYANT



25 | HUSTON STREET

TABLE OF CONTENTS

MEDIA INFORMATION 7

Table of Contents 7
 Texas Media Relations 7
 2021 Quick Facts 8
 2021 Schedule 9
 2021 Roster 10

2021 LONGHORNS 11

Returners 11-38
 Newcomers 39-42

COACHES & STAFF 43

Head Coach David Pierce 43-44
 Assistant Coach Sean Allen 45
 Assistant Coach Philip Miller 46
 Assistant Coach Troy Tulowitzki 47
 Director of Operations Drew Bishop 48
 Support Staff 48

2020 REVIEW 49

2020 Overall Statistics 49
 2020 Results 50
 2020 Summary 51
 2020 Miscellaneous Statistics 52

HISTORY 53

Longhorns Coaching Legends 53-54
 All-Time Coaching Records 55-56
 Year-by-Year Team Records 57-58
 Year-by-Year Team Statistics 59-61
 UFCU Disch-Falk Field History 62-63
 Clark Field History 64
 Attendance Records 65-66
 All-Time Series Records 67-70
 All-Time Records/UFCU Disch-Falk Field 70
 All-Time Results vs. Opponents 71-91
 Year-by-Year Results 92-115
 Year-by-Year Lineups 116-119
 Year-by-Year Conference Standings 120-126

POSTSEASON PLAY 127

National Championship Teams 127-130
 NCAA College World Series 131-132
 Texas in the CWS 133
 College World Series Leaders 134
 Texas in the National Polls 135
 Texas in NCAA Regionals 136-137
 Texas Regionals Records 138
 Conference Championship History 139-140

LONGHORNS IN THE PROS 140

Longhorns in the MLB Draft 140-142
 All-Time Longhorns in the Majors 143-144

RECORDS 145

Team Records Summary 145
 Individual Records Summary 146
 Individual Hitting Season Records 147-48
 Individual Fielding Season Records 149
 Individual Pitching Season Records 150-151
 Individual Hitting Career Records 152-154
 Individual Fielding Career Records 155
 Individual Pitching Career Records 156-157
 Yearly Statistics Leaders 158-161
 Monster Shots 162
 Team Season Records 163-164
 No-Hitters 165
 The Last Time It Happened 166

HONORS 167

National Honors 167-169
 Longhorns Honors 170
 Hall of Fame Honors 171
 Academic Honors 172-173
 Conference Honors 174-178
 Postseason Tournament Awards 179-180
 Team Awards 181
 T-Association/Letterwinners 182-186
 All-Time Jersey Numbers 187-189



QUICK FACTS

TEXAS BASEBALL QUICK FACTS

First Year of Baseball	1895
All-Time Collegiate Record.....	3,429-1,209-28 (.738)
All-Time Overall Record	3,599-1,357-32 (.725)
All-Time Conference Record	1,410-554-13 (.716)
National Championships	6
Regional/Super Regional Championships	37/9
Regular Season Conference Championships (last).....	78 (2018)
Conference Tournament Championships (last).....	16 (2015)
CWS Appearances	36
Regional/Super Regional Appearances	57/10
Home Field	UFCU Disch-Falk Field
Capacity	7,373
Surface	FieldTurf
Record at UFCU Disch-Falk Field	1,521-388-3 (.796)

UNIVERSITY OF TEXAS QUICK FACTS

Location	Austin, Texas
Founded	1883
Enrollment	50,950
Affiliation.....	NCAA Division I
Conference.....	Big 12
Nickname/Mascot	Longhorns/Bevo XV
Colors	Burnt Orange(Pantone 159) & White
President.....	Gregory L. Fenves (Cornell)
Athletic Director.....	Chris Del Conte (UC Santa Barbara)
NCAA Faculty Rep.....	Dr. Michael Clement

2021 PREVIEW

2020 Record (Final National Ranking)	14-3 (NA)
2020 Big 12 Record (Finish).....	0-0 (NA)
Position Starters Returning/Lost	8/2
Pitchers Returning/Lost.....	14/4
Lettermen Returning/Lost.....	22/5
Newcomers.....	14

TEXAS BASEBALL STAFF

Head Coach	David Pierce (Houston '88)
	Record at Texas: 122-77 (.611)/5th season at Texas
	Career Record: 319-186 (.632)/10th year overall
Assistant Coach	Sean Allen (Houston, '01)
	5th season at Texas
Assistant Coach	Philip Miller (Northwestern State, '05)
	5th season at Texas
Assistant Coach	Troy Tulowitzki (Long Beach State)
	2nd season at Texas
Director of Baseball Operations	Drew Bishop
Administrative Associate.....	Heather Vacek
Baseball Office/Fax.....	(512) 471-5732/471-5516
Director of Player Development.....	Carli Todd
Director of Player Personnel and Analytics.....	Ryan Monsevalles
Strength & Conditioning Coach	Matt Couch
Athletic Trainer.....	Tom Mendez
Academic Counselor	Lindsay Voyles
Sports Dietician	Katie McInnis
Massage Therapist.....	Kelly McDuffie
Facility Manager.....	Andrew Powers
Event Manager	Elsa Hagemeyer
Asst. Ticket Manager	Neel Narotam
Director of Events	Jeremy Armstrong

MEDIA RELATIONS INFO/BASEBALL

Office Phone	(512) 471-2078
Fax	(512) 471-6040
Associate Athletics Director/Media Relations.....	John Bianco
Assistant Director of Media Relations/Baseball.....	Kevin Rodriguez
Cell Phone.....	(817) 528-7402
E-mail.....	KRod@utexas.edu
Official Texas Athletics Website	TexasSports.com
Twitter/Instagram.....	@TexasBaseball





2021 SCHEDULE

All home games in **BOLD**

FEBRUARY

19	Friday	vs. Mississippi State [^]	Arlington, Texas
20	Saturday	vs. Arkansas [^]	Arlington, Texas
21	Sunday	vs. Ole Miss [^]	Arlington, Texas
24	Wednesday	BYU	UFCU Disch-Falk Field
25	Thursday	BYU	UFCU Disch-Falk Field
26	Friday	BYU	UFCU Disch-Falk Field
27	Saturday	BYU	UFCU Disch-Falk Field

MARCH

2	Tuesday	Texas A&M-Corpus Christi	UFCU Disch-Falk Field
3	Wednesday	at Texas State	San Marcos, Texas
5	Friday	at Houston	Houston, Texas
6	Saturday	at Houston	Houston, Texas
7	Sunday	at Houston	Houston, Texas
9	Tuesday	Sam Houston State	UFCU Disch-Falk Field
12	Friday	South Carolina	UFCU Disch-Falk Field
13	Saturday	South Carolina	UFCU Disch-Falk Field
14	Sunday	South Carolina	UFCU Disch-Falk Field
16	Tuesday	UTRGV	UFCU Disch-Falk Field
19	Friday	at Baylor*	Waco, Texas
20	Saturday	at Baylor*	Waco, Texas
21	Sunday	at Baylor*	Waco, Texas
23	Tuesday	UIW	UFCU Disch-Falk Field
26	Friday	Oklahoma*	UFCU Disch-Falk Field
27	Saturday	Oklahoma*	UFCU Disch-Falk Field
28	Sunday	Oklahoma*	UFCU Disch-Falk Field
30	Tuesday	at Texas A&M	College Station, Texas

APRIL

1	Thursday	at Kansas*	Lawrence, Kan.
2	Friday	at Kansas*	Lawrence, Kan.
3	Saturday	at Kansas*	Lawrence, Kan.
6	Tuesday	Texas A&M-Corpus Christi	UFCU Disch-Falk Field
7	Wednesday	Stephen F. Austin	UFCU Disch-Falk Field
9	Friday	Kansas State*	UFCU Disch-Falk Field
10	Saturday	Kansas State*	UFCU Disch-Falk Field
11	Sunday	Kansas State*	UFCU Disch-Falk Field
13	Tuesday	Nevada	UFCU Disch-Falk Field
14	Wednesday	Nevada	UFCU Disch-Falk Field
16	Friday	Abilene Christian	UFCU Disch-Falk Field
17	Saturday	Abilene Christian	UFCU Disch-Falk Field
18	Sunday	Abilene Christian	UFCU Disch-Falk Field
20	Tuesday	at Texas State	San Marcos, Texas
23	Friday	at Oklahoma State*	Stillwater, Okla.
24	Saturday	at Oklahoma State*	Stillwater, Okla.
25	Sunday	at Oklahoma State*	Stillwater, Okla.
27	Tuesday	UIW	UFCU Disch-Falk Field
30	Friday	Texas Tech*	UFCU Disch-Falk Field

MAY

1	Saturday	Texas Tech*	UFCU Disch-Falk Field
2	Sunday	Texas Tech*	UFCU Disch-Falk Field
4	Tuesday	Texas State	UFCU Disch-Falk Field
7	Friday	at TCU*	Fort Worth, Texas
8	Saturday	at TCU*	Fort Worth, Texas
9	Sunday	at TCU*	Fort Worth, Texas
11	Tuesday	Texas Southern	UFCU Disch-Falk Field
18	Tuesday	Rice	UFCU Disch-Falk Field
20	Thursday	West Virginia*	UFCU Disch-Falk Field
21	Friday	West Virginia*	UFCU Disch-Falk Field
22	Saturday	West Virginia*	UFCU Disch-Falk Field

[^]Globe Life Field | * Big 12 Conference Game





2021 ROSTER

NUMERICAL ROSTER

#	NAME	POS.	B/T	HT.	WT.	YR.	HOMETOWN / HIGHSCHOOL
0	Trey Faltine	INF	R/R	6-2	198	R-Fr.	Richmond, Texas / Travis
4	Silas Ardoin	C	R/R	5-11	205	R-Fr.	Moss Bluff, La. /Sam Houston (La.)
5	Mike Antico	OF	L/R	5-10	210	R-Sr.	Colts Neck, N.J. / Colts Neck / St. John's
6	DJ Petrinsky	C	R/R	6-0	195	R-Sr.	Magnolia, Texas / Magnolia West / Hill
7	Douglas Hodo III	OF	R/R	6-0	185	R-Fr.	Boerne, Texas / Boerne
8	Dylan Campbell	INF	R/R	5-11	205	Fr.	Houston, Texas / Strake Jesuit
10	Will Swope	RHP	R/R	6-2	220	R-Fr.	The Woodlands, Texas / The Woodlands
11	Tanner Witt	RHP/INF	R/R	6-5	215	Fr.	Houston, Texas / Episcopal
13	Lucas Gordon	LHP	L/L	6-1	193	Fr.	Los Angeles, Calif. / Notre Dame
14	Murphy Stehly	INF	R/R	5-10	205	R-Jr.	Carlsbad, Calif. / Santa Fe Christian / Orange Coast
15	Peyton Powell	C	L/R	6-1	188	R-Fr.	Robinson, Texas / Robinson
17	Ivan Melendez	INF	R/R	6-3	225	R-So.	El Paso, Texas / Coronado / Odessa
19	Mitchell Daly	INF	R/R	6-1	185	Fr.	Madison, Ala. / Bob Jones
24	Chase Lummus	LHP	L/L	6-1	205	R-Fr.	Godley, Texas / Godley
27	Kolby Kubichek	RHP	R/R	6-0	180	R-So.	Bryan, Texas / Bryan
28	Lance Ford	INF	L/R	5-10	175	R-So.	Kerrville, Texas / Tivy
29	Cam Constantine	C/OF	R/R	6-0	200	R-Fr.	McKinney, Texas / McKinney North
30	Eric Kennedy	OF	L/R	5-11	203	R-So.	Tampa, Fla. / Calvary Christian
31	Reid Taylor	RHP	L/R	6-2	230	Fr.	Woden, Texas / Woden
32	Ty Madden	RHP	R/R	6-3	215	R-So.	Cypress, Texas / Cypress Ranch
33	Pete Hansen	LHP	R/L	6-2	205	R-Fr.	El Dorado Hills, Calif. / Oak Ridge
34	Cole Quintanilla	RHP	R/R	6-5	220	R-So.	Cedar Park, Texas / Cedar Park
35	Tristan Stevens	RHP	R/R	6-2	200	R-Jr.	Springfield, Mo. / Kickapoo / MCC-Maple Woods
38	Caden Noah	LHP	L/L	5-10	190	Fr.	Longview, Texas / Spring Hill
39	Travis Stehle	RHP	R/R	6-0	198	Fr.	San Antonio, Texas / Reagan
40	Austin Wallace	LHP	L/L	6-4	212	R-Fr.	Flower Mound, Texas / Flower Mound
41	Aaron Nixon	RHP/INF	R/R	6-1	205	Fr.	McAllen, Texas. / McAllen
42	Dawson Merryman	RHP	R/R	6-1	215	R-So.	Greenwood, Texas / Greenwood / Midland
43	Peter Geib	INF	R/R	6-2	210	R-So.	Houston, Texas / Episcopal
44	Austin Todd	OF	R/R	6-1	195	R-Sr.	Round Rock, Texas / Round Rock
45	Coy Cobb	RHP	R/R	6-4	195	R-So.	Katy, Texas / Katy
46	Palmer Wenzel	RHP	R/R	6-1	195	R-Sr.	McKinney, Texas / Boerne-Champion / McLennan / UTSA
47	Sam Walbridge	LHP	L/L	6-5	210	R-Fr.	San Antonio, Texas / Saint Mary's Hall
48	Caston Peter	C	R/R	6-0	210	R-So.	Houston, Texas / Stratford
49	Jared Southard	RHP	R/R	6-2	220	R-Fr.	Leander, Texas / Rouse
51	Dalton Porter	OF	L/L	6-0	190	Fr.	Leander, Texas / Rouse
52	Zach Zubia	INF	R/R	6-4	230	R-Jr.	Richmond, Texas / Strake Jesuit
54	Drew Shifflet	RHP	R/R	6-0	188	R-So.	Woden, Texas / Woden / Angelina
55	Cam Williams	INF	S/R	6-2	200	R-Jr.	Odessa, Fla. / Gaither / Dallas Baptist / San Jacinto
56	Justin Eckhardt	RHP	R/R	6-2	205	R-Fr.	Sealy, Texas / Sealy
57	Lebarron Johnson Jr.	RHP	R/R	6-4	207	Fr.	Jacksonville, Fla. / Paxon School for Advanced Studies
58	Mason Bryant	RHP	R/R	6-5	220	R-So.	Austin, Texas / McCallum
88	André Duplantier II	RHP/INF	R/R	6-2	205	R-Fr.	Humble, Texas / Summer Creek

ALPHABETICAL

#Name	Pos.
5 Mike Antico	OF
4 Silas Ardoin	C
58 Mason Bryant	RHP
8 Dylan Campbell	INF
45 Coy Cobb	RHP
29 Cam Constantine	C/OF
19 Mitchell Daly	INF
88 André Duplantier II	RHP/INF
56 Justin Eckhardt	RHP
0 Trey Faltine	INF
28 Lance Ford	INF
43 Peter Geib	INF
13 Lucas Gordon	LHP
33 Pete Hansen	LHP
7 Douglas Hodo III	OF
57 Lebarron Johnson Jr.	RHP
30 Eric Kennedy	OF
27 Kolby Kubichek	RHP
24 Chase Lummus	LHP
32 Ty Madden	RHP
17 Ivan Melendez	INF
42 Dawson Merryman	RHP
41 Aaron Nixon	INF/RHP
38 Caden Noah	LHP
48 Caston Peter	C
6 DJ Petrinsky	C
51 Dalton Porter	OF
15 Peyton Powell	C
34 Cole Quintanilla	RHP
54 Drew Shifflet	RHP
49 Jared Southard	RHP
14 Murphy Stehly	INF
35 Tristan Stevens	RHP
39 Travis Stehle	RHP
10 Will Swope	RHP
31 Reid Taylor	RHP
44 Austin Todd	OF
47 Sam Walbridge	LHP
40 Austin Wallace	LHP
46 Palmer Wenzel	RHP
55 Cam Williams	INF
11 Tanner Witt	INF/RHP
52 Zach Zubia	INF

PRONUNCIATION: TREY FALTINE (FAL-TEE-NEE); SILAS ARDOIN (CY-LISS ARD-WANN); DJ PETRINSKY (PUH-TRIN-SKEE); MURPHY STEHLY (STAY-LEE); ANDRE DUPLANTIER (DOO-PLAN-TEE-AY); CHASE LUMMUS (LOO-MISS); COLE QUINTANILLA (KIN-TUH-NEE-YUH); KOLBY KUBICHEK (KOOB-UH-CHECK); PETER GEIB (GIBE); JARED SOUTHARD (SUH-THERD); ZACH ZUBIA (ZOO-BEE-YUH); JUSTIN ECKHARDT (ECK-HEART); TRAVIS STEHLE (STAY-LEE)

COACHING STAFF

22 David Pierce	Head Coach
9 Sean Allen	Assistant Coach
12 Philip Miller	Assistant Coach
5 Troy Tulowitzki	Assistant Coach
Drew Bishop	Director of Operations
Matt Couch	Athletic Performance
Tom Mendez	Assistant Athletic Trainer
Carli Todd	Director of Player Development
Ryan Monsevalles	Player Personnel/Analytics

ROSTER BREAKDOWN BY CLASS

R-Senior (4): Antico, Petrinsky, Todd, Wenzel
R-Junior (4): Stehly, Stevens, Williams, Zubia
R-Sophomore (12): Bryant, Cobb, Ford, Geib, Kennedy, Kubichek, Madden, Melendez, Merryman, Peter, Quintanilla, Shifflet
R-Freshman (13): Ardoin, Constantine, Duplantier, Eckhardt, Faltine, Hansen, Hodo, Lummus, Powell, Southard, Swope, Walbridge, Wallace
Freshman (10): Campbell, Daly, Gordon, Johnson, Nixon, Noah, Porter, Stehle, Taylor, Witt

ROSTER BREAKDOWN BY POSITION

LHP (7): Gordon, Hansen, Lummus, Noah, Porter, Walbridge, Wallace
RHP (18): Bryant, Cobb, Duplantier, Eckhardt, Madden, Merryman, Nixon, Johnson, Kubichek, Quintanilla, Shifflet, Southard, Stehle, Stevens, Swope, Taylor, Wenzel, Witt
C (5): Ardoin, Constantine, Peter, Petrinsky, Powell
INF (12): Campbell, Daly, Duplantier, Faltine, Ford, Geib, Melendez, Nixon, Stehly, Williams, Witt, Zubia
OF (6): Antico, Constantine, Hodo, Kennedy, Porter, Todd



T



INFIELDER
TREY FALTINE 0

BATS
RIGHT

THROWS
RIGHT

HEIGHT
6'2"

WEIGHT
195

CLASS **R-Freshman** HOMETOWN **Richmond, Texas** HIGH SCHOOL **Travis**

AS A FRESHMAN (2020) Started all 17 games at shortstop during true freshman season...batted .259 with seven RBI and 12 runs scored...hit one home run and three doubles...had at least one hit in 13-of-17 games...had a six-game hitting streak from Feb. 14-Feb. 21 and also had an eight-game reached base streak during the year...committed just two errors in 77 total chances and contributed to six of the team's seven double plays turned...went 2-for-4 with a double one RBI and two runs scored against Cal State Fullerton on March 8...went 1-for-2 with two runs against Lamar on Feb. 19...had a RBI double at Rice on Feb. 16...had first career stolen base at Rice on Feb. 15...first career hit was also his first career home run at Rice on Feb.14.

HIGH SCHOOL A four-year starter at William B. Travis under head coach Rodney Hernandez...played all nine positions in high school...first team All-District player and his team's Pitcher of the Year as a senior...was the team's MVP as a junior...was the 2017 Area Code Pitcher of the Year...named first team All-State as a sophomore...has competed on several occasions for USA Baseball and competed in the States Play Series in 2018...member of the USA Baseball 18U National Team, that took home gold in the 2018 COPABE U-18 Pan-American Championship.

PERSONAL Son of Sanson Faltine and Edith Lerma...has three younger brothers, Jordan, Jacob, and Roman...participates in Lunches of Love (LOL) community service organization, that helps give kids who's parents may not be home to feed them lunches on weekends and throughout the summer...selected by the Boston Red Sox (39th round) in the 2019 MLB Draft.



CAREER STATISTICS																							
Year	Avg	GP	GS	AB	R	H	2B	3B	HR	RBI	SLG%	BB	HBP	SO	GDP	OB%	SF	SH	SB	PO	A	E	FLD%
2020	.259	17	17	58	12	15	3	0	1	7	.362	6	2	11	1	.343	1	2	2	18	57	2	.974
Total	.259	17	17	58	12	15	3	0	1	7	.362	6	2	11	1	.343	1	2	2	18	57	2	.974





T CATCHER
SILAS ARDOIN 4

BATS
RIGHT

THROWS
RIGHT

HEIGHT
5'11"

WEIGHT
200

CLASS **R-Freshman** HOMETOWN **Lake Charles, La.** HIGH SCHOOL **Sam Houston (La.)**

AS A FRESHMAN (2020) Split time at catcher during true freshman season, making eight starts and playing in 11 games...batted .241 with fou RBI and seven runs scored...scored two runs and drove in one run against Abilene Christian on March 11...went 2-for-4 with a double, two RBI, and two runs against UTSA on Feb. 18...first career hit was against UTSA on Feb. 18.

HIGH SCHOOL Louisiana's first-ever high school Gold Glove winner, being named 2019 ABCA/Rawlings Gold Glove winner at catcher...first team All-State and All-District...member of 5A State Finalist Sam Houston (La.) team under head coach Chad Hebert...team's defensive player of the year...batted .440 with three home runs and 40 RBI as a senior...four-year letterman at Sam Houston...participated in Area Code Games and in the Future Star Series International Games in 2018...was named All-District catcher in both 2016 and 2017.

PERSONAL Son of Danny and Hope Ardoin...father, Danny, was a fifth-round draft pick by the A's in 1995 and went on to play 15 years of professional baseball, five at the major league level...has two brothers, Drew and Sam, and one sister, Erin...selected by the Colorado Rockies (36th round) in the 2019 MLB Draft.



CAREER STATISTICS

Year	Avg	GP	GS	AB	R	H	2B	3B	HR	RBI	SLG%	BB	HBP	SO	GDP	OB%	SF	SH	SB	PO	A	E	FLD%
2020	.241	11	8	29	7	7	1	0	0	4	.276	5	1	5	0	.371	0	1	0	82	5	3	.967
Total	.241	11	8	29	7	7	1	0	0	4	.276	5	1	5	0	.371	0	1	0	82	5	3	.967



T



CATCHER
DJ PETRINSKY 6

BATS
RIGHT

THROWS
RIGHT

HEIGHT
6'0"

WEIGHT
190

CLASS **R-Senior** HOMETOWN **Magnolia, Texas** PREVIOUS **Hill College** HIGH SCHOOL **Magnolia West**

AS A REDSHIRT SENIOR (2020) Named second team Academic All-Big 12...made 11 starts and played in 14 total games after recovering from surgery in 2019...started nine games behind the plate and two games as designated hitter...batted .178 but slugged .356 with two doubles and two homers...drove in five RBI and scored five runs...had a five-game hitting streak from Feb. 28-Mar 6...went 1-for-4 with a two-run homer against Cal State Fullerton on March 6...had a two-run home run against LSU on Feb. 28...went 2-for-3 with two doubles, one RBI, and one run at Rice on Feb. 16..first hit of the season was at Rice on Feb. 16.

AS A SENIOR (2019) Missed the majority of the 2019 season after undergoing surgery in March and will apply for a medical hardship waiver...started 10 of his 11 games played (8 at first base, 2 at DH) and batted .257/.336/.442...drove in two runs on a double against Purdue on Feb. 24...went 2-for-3 with a stolen base during the series-opening win against Purdue on Feb. 22...went 2-for-5 with three RBI, two runs, and a triple against Rice on Feb. 19...first hit of the season was at Louisiana on Feb. 15.

AS A JUNIOR (2018) Hit .257/.340/.452 in his first season at Texas with nine homers and 29 RBI...played in 61 games with 58 starts (51 at catcher, seven at first base)...after the first five attempted stolen bases against him were successful on the season, he caught 26-of-56 since, good for 42.6 pct. caught stealing overall on the season...hit three homers in eight NCAA Tournament games...was named to the Austin Regional All-Tournament team after going 4-for-8 with two homers, five RBI, four runs scored, six walks, and no strikeouts...went 2-for-3 with four RBI on June 1 vs. Texas Southern...went 2-for-4 with his second career triple on May 19 vs. TCU...went 2-for-5 with a home run and a double on May 4 at Texas Tech...collected three straight two-hit games from April 24-28...went 3-for-4 April 17 vs. UTRGV...went 2-for-3 with a homer and three RBI on April 6 vs. Baylor...3-for-4 on March 20 vs. Sam Houston State...on March 13 at Arkansas, went 2-for-two homers in the game...had a breakout night on Feb 21 vs. Lamar, going 3-for-his first career hit, double, and RBI as a Longhorn...he also scored three times in the game...made his first start at first base on Feb 18 vs. Louisiana...made his first start at catcher for Texas on opening night, Feb 16 vs. Louisiana...named to the 2017 Big 12 Commissioner's Honor Roll.

AS A SOPHOMORE (HILL COLLEGE) Hit a team-high .353 with 12 home runs, 16 doubles, and one triple in his second season at Hill...drove in 58 runs while scoring 48 times...went 9-of-10 in steals and caught 15-of-33 attempted base stealers from behind the plate...fielded at a .997 clip on the year in 51 games...earned Academic All-State honors.

AS A FRESHMAN (HILL COLLEGE) Posted a .390/.490/.677 line with 12 homers in 189 at-bats in his first season at Hill...added nine doubles and a triple while scoring 50 runs and driving in 50 on the year...swiped four bags in five attempts...caught 14-of-39 attempted base stealers on the year and fielded at a .990 clip.

HIGH SCHOOL Lettered in all four seasons at Magnolia West High School under head coach James Dillard.

PERSONAL Son of David Petrinsky and Debbi Sutton...has one sister, Jessa Petrinsky.



CAREER STATISTICS

Year	Avg	GP	GS	AB	R	H	2B	3B	HR	RBI	SLG%	BB	HBP	SO	GDP	OB%	SF	SH	SB	PO	A	E	FLD%
2018	.257	61	58	210	35	54	10	2	9	29	.452	22	5	35	4	.340	1	2	1	435	54	4	.992
2019	.256	11	10	39	4	10	3	1	0	5	.385	3	0	7	0	.310	0	0	2	71	3	1	.987
2020	.178	14	11	45	5	8	2	0	2	5	.356	4	0	8	0	.240	1	0	0	85	6	1	.989
Total	.245	86	79	294	44	72	15	3	11	39	.429	29	5	50	4	.321	2	2	3	591	63	6	.991





T OUTFIELDER
DOUGLAS HODO III 7

BATS
RIGHT

THROWS
RIGHT

HEIGHT
6'0"

WEIGHT
188

CLASS **R-Freshman** HOMETOWN **Boerne, Texas** HIGH SCHOOL **Boerne**

AS A FRESHMAN (2020) Played in 16 games with 12 starts...played in the outfield and as designated hitter...batted .147 but also shared the team lead with 12 walks...drove in four RBI and scored seven runs...finished 2-for-2 on stolen bases...had one hit, one RBI and one run scored against Arkansas on Feb. 29...went 2-for-3 with one RBI, a run, and recorded his first career stolen base against Boise State on Feb. 23...first career hit was also his first career home run at Rice on Feb. 15.

HIGH SCHOOL Lettered in each of his seasons at Boerne High School under head coach Bill Merrell...finished his career second in Texas high school baseball history with 106 career stolen bases...named THSBCA first team All-State and a unanimous first team All-District outfielder...team MVP during junior and senior seasons... was named first team All-District and All-Area, and second team All-State as a junior...participated in the 2018 States Play Series...was named to the WWBA All-Tournament Team in both 2018 and 2017...named first team All-District and All-Area as a sophomore and named the 2016 District 28-4A Newcomer of the Year as a freshman...also a three-year starter for the Boerne football team... he became the school's all-time leader in receptions, receiving yards, and touchdowns...also a four-year letterman in track and field...member of National Honor Society, Spanish National Honor Society, Student Council and Spanish Club.

PERSONAL Son of Doug and Lori Hodo...has two older sisters, Hannah and Grace, and a younger brother, Hayden...his father, Doug, was a starting outfielder on the 1983 Longhorns College World Series team before going on to play minor league baseball in the Phillies and Braves organizations.



CAREER STATISTICS

Year	Avg	GP	GS	AB	R	H	2B	3B	HR	RBI	SLG%	BB	HBP	SO	GDP	OB%	SF	SH	SB	PO	A	E	FLD%
2020	.147	16	12	34	7	5	0	0	1	4	.235	12	0	18	0	.370	0	0	2	7	0	0	1.000
Total	.147	16	12	34	7	5	0	0	1	4	.235	12	0	18	0	.370	0	0	2	7	0	0	1.000



T**T** RIGHT-HANDED PITCHER
WILL SWOPE 10**BATS**
RIGHT**THROWS**
RIGHT**HEIGHT**
6'2"**WEIGHT**
210**CLASS** R-Freshman **HOMETOWN** The Woodlands, Texas **HIGH SCHOOL** The Woodlands**AS A FRESHMAN (2020)** Pitched twice in relief as a true freshman and recorded a 10.80 ERA in 1.2 innings pitched...struck out two batters.**HIGH SCHOOL** Lettered all four seasons as a two-way starter, first as a freshman at Beaumont West Brook and then at The Woodlands High School under head coach Ron Eastman...four-time All-District selection and three-time Perfect Game Preseason All-American...two-time selection to the All-State team as a third baseman...named All-County utility player as a senior...a two-time Houston Area All-Star and a Southeast Texas All-Star as a freshman...was Beaumont West Brook's Pitcher of the Year...member of the National Honor Society**PERSONAL** Son of Grant and Canice Swope...has one brother, David.**CAREER STATISTICS**

YEAR	ERA	W	L	APP	GS	CG	SHO	SV	IP	H	R	ER	BB	SO	2B	3B	HR	BF	BAA	WP	HBP	BK	SFA	SHA
2020	10.80	0	0	2	0	0	0	0	1.2	4	2	2	1	2	1	1	0	10	.500	0	0	0	1	0
Total	10.80	0	0	2	0	0	0	0	1.2	4	2	2	1	2	1	1	0	10	.500	0	0	0	1	0





T INFILDER
MURPHY STEHLY 14

BATS
RIGHT

THROWS
RIGHT

HEIGHT
5'10"

WEIGHT
190

CLASS **R-Junior** HOMETOWN **Carlsbad, Calif.** PREVIOUS **Orange Coast** HIGH SCHOOL **Santa Fe Christian**

AS A JUNIOR (2020) Started 12 games and played in 13 total games...versatile infielder with seven starts at second base and five starts at third base...batted .256 and tied for the team lead with four doubles...also hit one home run and finished with 10 RBI and seven runs scored...had three multiple-hit games during the final week of the shortened season...in the finale, went 2-for-5 with a career-high three RBI and one run scored against Abilene Christian on March 11...had two hits and two RBI against Cal State Fullerton on March 7...went 2-for-3 with a double, one RBI and one run scored against Cal State Fullerton on March 6...had a double and scored a run against Arizona on March 3...went 3-for-4 with a double, one RBI, three runs, and first career home run at Rice on Feb. 14...first career hit was at Rice on Feb. 14.

AT ORANGE COAST COLLEGE (2018-19) Orange Coast College's leading hitter as a sophomore in 2019, batting .374 with 41 RBI and 34 runs scored...led the Pirates with 17 doubles and 11 stolen bases...helped lead Orange Coast to the 2019 California Community College Baseball State Championship...batted .328 in 39 games played during freshman season...hit nine doubles, three triples and two homers...stole a team-high 16 bases as a freshman.

HIGH SCHOOL A first-team all-conference player and team Most Valuable Player for Santa Fe Christian School.

PERSONAL Son of Kam and Neal Stehly... father, Neal, was a rower at University of San Diego.



CAREER STATISTICS																							
Year	Avg	GP	GS	AB	R	H	2B	3B	HR	RBI	SLG%	BB	HBP	SO	GDP	OB%	SF	SH	SB	PO	A	E	FLD%
2020	.256	13	12	39	7	10	4	0	1	10	.436	1	1	8	0	.286	1	1	1	9	24	1	.971
Total	.256	13	12	39	7	10	4	0	1	10	.436	1	1	8	0	.286	1	1	1	9	24	1	.971



T**T** CATCHER
PEYTON POWELL 15**BATS**
LEFT**THROWS**
RIGHT**HEIGHT**
6'1"**WEIGHT**
185CLASS **R-Freshman** HOMETOWN **Robinson, Texas** HIGH SCHOOL **Robinson**

AS A FRESHMAN (2020) Played in six games with three starts at designated hitter...batted .364 with two RBI and five runs scored...all four of his hits went for extra bases with three doubles and a home run...went 2-for-4 with a home run, a double, one RBI and two runs scored off the bench against Cal State Fullerton on March 8...first career hit was a double in his first career start against Boise State on Feb. 22.


HIGH SCHOOL Lettered and started in every season at Robinson High School under head coach Bryan Kent...named defensive MVP following both his junior and senior seasons...TSWA all-state catcher...first team all-district and THBCA All-Star...batted .495 and fielded .996 as a senior...was selected to both the Texas Scouts Association Game and the Texas Rangers Area Code team...named a first team catcher as a sophomore and newcomer of the year as a freshman.

PERSONAL Son of Wendell and Suzy Seitzler.

**CAREER STATISTICS**

Year	Avg	GP	GS	AB	R	H	2B	3B	HR	RBI	SLG%	BB	HBP	SO	GDP	OB%	SF	SH	SB	PO	A	E	FLD%
2020	.364	6	3	11	5	4	3	0	1	2	.909	4	0	2	0	.533	0	0	1	0	0	0	.000
Total	.364	6	3	11	5	4	3	0	1	2	.909	4	0	2	0	.533	0	0	1	0	0	0	.000





T LEFT-HANDED PITCHER
CHASE LUMMUS 24

BATS
LEFT

THROWS
LEFT

HEIGHT
6'1"

WEIGHT
205

CLASS **R-Freshman** HOMETOWN **Godley, Texas** HIGH SCHOOL **Godley**

AS A FRESHMAN (2020) Did not appear in a game during the 2020 season.

HIGH SCHOOL Lettered in each of his seasons at Godley High School under head coach Pat Maxwell...pitched and played first base for Godley... named the District 7-4A Pitcher of the Year as a senior...posted a 27-4 record in his career on the mound...as a junior and senior he was named first team TWSA All-State at first base, first team All-District at both pitcher and first, and first team All-County on the mound...also earned All-State, All-District, and All-County honors as a sophomore...earned All-District and All-County honors at first base as a freshman.

PERSONAL Son of Mark and Lori Lummus...has one sister, Lindsay, who is a student at Texas...father, Mark, is a special assignment scout with the Seattle Mariners and pitched at UT...his aunt, Kimberly Lummus-Crabtree was an All-Conference guard on the women's basketball team from 1995-99.



T CATCHER/OUTFIELDER
CAM CONSTANTINE 29

BATS
RIGHT

THROWS
RIGHT

HEIGHT
6'0"

WEIGHT
195

CLASS **R-Freshman** HOMETOWN **McKinney, Texas** HIGH SCHOOL **McKinney North**

AS A FRESHMAN (2020) Did not appear in a game during the 2020 season.

HIGH SCHOOL Lettered in each season at McKinney North High School under head coach Jim Gatewood...also a three-year letterman in football where he played quarterback...earned district and state academic honors in each of his three seasons...in baseball, was named to the Perfect Game All-Tournament team in 2017 and a Perfect Game Top-50 player in Texas in 2018...in football, was named District Offensive MVP in 2017 and 2016 while also earning District Newcomer of the Year in 2016.

PERSONAL Son of Gavin and Corina Constantine...has two brothers, Gabe and Gavin Jr...was involved in PALS (Peer Assistance and Leadership), a mentoring program at McKinney North HS that aims to provide guidance through academic tutoring and sports.



T



RIGHT-HANDED PITCHER
KOLBY KUBICHEK 27

BATS
RIGHT

THROWS
RIGHT

HEIGHT
6'0"

WEIGHT
180

CLASS **R-Sophomore** HOMETOWN **Bryan, Texas** HIGH SCHOOL **Bryan**

AS A SOPHOMORE (2020) Made four appearances with two starts and compiled a 2-1 record with a 2.79 ERA...tossed a total of 9.2 innings...opponents batted just .211 against...started the final game of the shortened season against Abilene Christian on March 11, pitching four shutout innings and allowing just one hit while striking out two batters...pitched 2.1 scoreless of relief against Sam Houston State on Feb. 25...first appearance on the mound was against Lamar on Feb. 19 where he had three strikeouts over 3 innings and also got his first win of the season.

AS A FRESHMAN (2019) Made 14 appearances with two starts on the mound as a true freshman...finished with a 6.50 ERA in 18 innings pitched with 15 strikeouts...pitched a scoreless inning of relief against Lamar on April 16...made first career start on March 20 against Arkansas...struck out a career high three batters in 1.1 innings pitched vs. Xavier...earned his first career save in a perfect ninth inning against Texas Tech on March 17 to clinch the series...made the longest outing of his career, 2.2 innings against UTRGV on March 5, allowing one run on three hits...first career appearance, threw two scoreless innings on Feb. 27 against UTSA...played for the Chatham Anglers of the Cape Cod League and was named an All-Star...posted a 0.90 ERA in seven starts with 34 strikeouts in 30 innings pitched.

HIGH SCHOOL Lettered in each of his four seasons at Bryan High School under head coach James Dillard...played shortstop and right field in addition to pitching...pitched for the Rangers team in the Area Code Games over the 2017 summer.

PERSONAL Son of Jeff and Carrie Kubichek...has one brother, Kyle, and one sister, Kamryn.



CAREER STATISTICS

YEAR	ERA	W	L	APP	GS	CG	SHO	SV	IP	H	R	ER	BB	SO	2B	3B	HR	BF	BAA	WP	HBP	BK	SFA	SHA
2019	6.50	0	1	14	2	0	0	1	18.0	21	14	13	12	15	4	0	0	90	.296	2	2	0	1	4
2020	2.79	2	1	4	2	0	0	0	9.2	8	4	3	5	8	0	1	0	43	.211	1	0	0	0	0
Total	5.21	2	2	18	4	0	0	1	27.2	29	18	16	17	23	4	1	0	133	.266	3	2	0	1	4





T INFIELDER
LANCE FORD 28

BATS
LEFT

THROWS
RIGHT

HEIGHT
5'10"

WEIGHT
175

CLASS **R-Sophomore** HOMETOWN **Kerrville, Texas** HIGH SCHOOL **Tivy**

AS A SOPHOMORE (2020) Played in four games with one start during shortened season...named first team Academic All-Big 12...walked four times and struck out just once...started against Missouri and walked twice, scoring one run.

AS A FRESHMAN (2019) Starting second baseman, with 40 starts and 48 total games played as a true freshman...All-Big 12 honorable mention...finished the season batting .255 with four doubles and two home runs...drove in 19 runs and scored 26...drove in two runs in the season finale against Oklahoma on May 17...had a huge day at the plate on April 28 against West Virginia, going 3-for-5 with six RBI and three runs scored...against WVU on April 28, hit two home runs including a grand slam...had three hits and three runs at Oklahoma State on April 20...went 2-for-3 with a run at Oklahoma State on April 19...went 2-for-4 with a double and a season high four RBI at Baylor on April 6...had two hits and a run against Baylor on April 5...went 2-for-3 with a run and one RBI during the win against Xavier on March 31...had a six-game hit streak between March 20-29...during that span he went 2-for-4 with a double against Incarnate Word on March 26 and went 2-for-3 with two runs in the win against TCU on March 23...against Texas Southern on March 12 he went 2-for-4 with a season high three runs...first career hit was at Louisiana on Feb. 16 where he went 2-for-2 with a RBI double and run.

HIGH SCHOOL A four-year letter-winner and starter at Tivy High School under head coach Chris Russ...named a Rawlings/Perfect Game Preseason All-American as a senior...as a junior, was named All-District and All-State and earned All-District honors as a sophomore...also lettered in football as a quarterback during his sophomore and junior seasons at Tivy.

PERSONAL Son of Bret and Charlene Ford...his brother, Trevor, is a student at Texas.



CAREER STATISTICS

Year	Avg	GP	GS	AB	R	H	2B	3B	HR	RBI	SLG%	BB	HBP	SO	GDP	OB%	SF	SH	SB	PO	A	E	FLD%
2019	.255	48	40	141	26	36	4	0	2	19	.326	18	4	29	3	.354	1	3	1	51	110	7	.958
2020	.000	4	1	2	1	0	0	0	0	0	.000	4	0	1	0	.667	0	0	0	5	1		.833
Total	.252	52	41	143	27	36	4	0	2	19	.322	22	4	30	3	.365	1	3	1	51	115	8	.954



T



OUTFIELDER
ERIC KENNEDY 30

BATS
LEFT

THROWS
RIGHT

HEIGHT
6'2"

WEIGHT
170

CLASS **Sophomore** HOMETOWN **Tampa, Fla.** HIGH SCHOOL **Calvary Christian**

AS A SOPHOMORE (2020) Started all 17 games of the shortened season, with 16 starts in left field and one at designated hitter...batted .288 with one double and one home run...finished a perfect 8-for-8 on stolen bases to lead the team...drove in 13 runs and scored 11...had four multiple-hit games and four multiple-RBI games...had three stolen bases and two runs scored against Abilene Christian on March 11...produced a five-game hitting streak from March 1-8, going 9-of-20 with 10 RBI...had back-to-back two-hit games in the series against Cal State Fullerton...went 3-for-4 with four RBI against Arizona on March 4...had two RBI against Missouri on March 1...had a five-game hitting streak from Feb. 21-Feb. 28...went 2-for-3 with a run against Sam Houston State on Feb. 25...hit his first home run of the season against Boise State on Feb. 22...first hit of the season was at Rice on Feb. 15.

AS A FRESHMAN (2019) Named to the Big 12 All-Freshman team and picked up All-Big 12 honorable mention recognition...Starting left fielder during true freshman season...led the Longhorns in hitting with a .310 batting average with eight doubles, three triples and two home runs...drove in 28 runs and scored 41 runs...finished second on the team with nine stolen bases...ended the season on a six-game hitting streak and finished the season with at least one hit in 13 of the last 14 games...went 3-for-4 with two RBI and two runs scored against Incarnate Word on May 14...went 2-for-4 at Kansas on May 4...had a big week at the plate from April 23-28, totaling nine hits in four games...went 2-for-5 with an RBI in the series finale against West Virginia on April 28...in the series opener against West Virginia on April 26, had a 4-for-4 game with two runs scored and one RBI...had two hits including a double on April 23 against Texas State...had back to back two RBI games against Oklahoma on April 19 & 20...had a triple against Texas A&M on April 2...had back-to-back against TCU on March 23-24 and during the first game he had a triple, three which helped him earn a Week 6 Big 12 Player of the Week award...went 3 with three RBI and a double against Texas Southern on March 12... had an eight game hit streak from Feb. 24-March 8 which cluded back to back three hit games against UTSA on Feb. 27 against LSU on March 1, a two hit game with two RBI, two runs, and two doubles against LSU on March 3 and another two hit game against UTRGV on March 5 which all helped him win the Week 2 Big 12 Newcomer of the week award... had two hits, three runs, and one RBI against Rice on Feb. 19...first career homerun on Feb. 17 at Louisiana...first career hit on Feb. 15 at Louisiana.

HIGH SCHOOL Started and lettered in each of his four seasons at Calvary Christian under head coach Greg Olsen in Tampa...in 2017, was named MaxPreps All-American first team, the USA Today All-USA Florida Baseball first Prep Baseball Report Florida High School All-State team, the Tampa Bay Times' All-Tampa Bay Baseball first team, the TBT's Pinellas County Player of the Year, the Florida Athletic Coaches' Association 4A District 14 Player of the Year, and the Offensive MVP on the CCHS FHSAA Class 4A State Champion Warriors...as a sophomore, named to the TBT's All-Tampa Bay Baseball third team and the TBT's All-Pinellas County first team...picked up honorable mention honors his freshman year.

PERSONAL Son of Dave and Julie Kennedy...has two older brothers, Ben and Nick, both of whom played baseball at Texas...Ben played from 2014-16 and Nick played from 2016-17 before he was drafted in the fifth round by the Colorado Rockies in the 2017 June Draft.



CAREER STATISTICS

Year	Avg	GP	GS	AB	R	H	2B	3B	HR	RBI	SLG%	BB	HBP	SO	GDP	OB%	SF	SH	SB	PO	A	E	FLD%
2019	.310	49	46	184	41	57	8	3	2	28	.418	21	1	23	3	.382	1	7	9	65	4	5	.932
2020	.288	17	17	59	11	17	1	0	1	13	.356	9	1	12	0	.380	2	0	8	17	2	0	1.000
Total	.305	66	63	243	52	74	9	3	3	41	.403	30	2	35	3	.381	3	7	17	82	6	5	.946





T RIGHT-HANDED PITCHER
TY MADDEN 32

BATS
RIGHT

THROWS
RIGHT

HEIGHT
6'3"

WEIGHT
215

CLASS Sophomore **HOMETOWN** Cypress, Texas **HIGH SCHOOL** Cypress Ranch

AS A SOPHOMORE (2020) Named first team Academic All-Big 12...served as the Saturday starter as a sophomore, pitching 25 innings and compiling a stellar 1.80 ERA...struck out 26 batters and walked just four in 25 innings...opponents batted just .196 against him...had seven strikeouts over 6 innings and recorded the win against Arkansas on Feb. 29...pitched a complete game and had seven strikeouts while only allowing two hits during the win against Boise State on Feb. 22...first appearance on the mound of the season was at Rice on Feb. 15 where he pitched 6 scoreless innings and had seven strikeouts and recorded the win.

AS A FRESHMAN (2019) Pitched 15 times with eight starts as a true freshman...compiled a 3.40 ERA and a 4-1 record in 42.1 innings pitched...picked up his fourth win of the season with 6.0 innings pitched and one earned run allowed against West Virginia on April 28...tossed a scoreless inning of relief against Texas State on April 23...started and pitched 3.1 innings with one run allowed and three strikeouts against Rice on April 9...led Texas to a win at Stanford on March 7, pitching seven shutout innings with seven strikeouts...had seven strikeouts in 4.0 innings during his first career win on Feb. 26 against Sam Houston State...first career appearance was a start at Rice on Feb. 19, with 2.2 innings pitched with four strikeouts.

HIGH SCHOOL Named a Rawlings/Perfect Game second team All-American and to the All-Region first team...a first team All-State and All-District selection while also earning first team Academic All-State honors...lettered all four years at Cypress Ranch High School under head coach Corey Cephus...also named second team All-District as a junior.

PERSONAL Son of Brian and Misty Madden...has two brothers, Kannon and Easton...selected in the 34th round of the 2018 MLB Draft by the Kansas City Royals.



CAREER STATISTICS																											
YEAR	ERA	W	L	APP	GS	CG	SHO	SV	IP	H	R	ER	BB	SO	2B	3B	HR	BF	BAA	WP	HBP	BK	SFA	SHA			
2019	3.40	4	1	15	8	0	0	0	42.1	38	19	16	24	37	5	0	1	184	.247	5	1	0	2	2			
2020	1.80	3	0	4	4	1	0	0	25.0	18	7	5	4	26	8	1	2	97	.196	1	0	0	0	1			
Total	2.81	7	1	19	12	1	0	0	67.1	56	26	21	28	63	13	1	3	281	.228	6	1	0	2	3			





LEFT-HANDED PITCHER
PETE HANSEN 33

BATS
RIGHT

THROWS
LEFT

HEIGHT
6'2"

WEIGHT
220

CLASS **R-Freshman** HOMETOWN **El Dorado Hills, Calif.** HIGH SCHOOL **Oak Ridge**

AS A FRESHMAN (2020) Named a shortened season Freshman All-American by Collegiate Baseball Newspaper...did not allow an earned run during shortened first season at Texas...pitched 17 innings and struck out 18 batters with only two walks allowed...opponents batted just .158 against...made a total of six appearances, including one start, and posted a 2-0 record with one save...pitched 3.2 shutout innings of relief against Cal State Fullerton to pick up second win of the season...had six strikeouts over 5.0 innings during his first career win against Sam Houston State on Feb. 25...had four strikeouts over 3.0 innings, earning his first career save against UTSA on Feb. 18...first appearance on the mound was at Rice on Feb. 15.

HIGH SCHOOL A two-year starter and three-year letterman at Oak Ridge High School under head coach Todd Melton... also played outfield and first base at Oak Ridge...named Most Valuable Pitcher at the Perfect Game World Series in 2018...named first team SFL and second team All-Metro as a junior...a two-time participant in the Area Code Games, representing the Athletics.

PERSONAL Son of Tom Hansen...has one brother, Cole, and one sister, Bridget...was born in Texas but moved to California at age 5.



CAREER STATISTICS

YEAR	ERA	W	L	APP	GS	CG	SHO	CBO	SV	IP	H	R	ER	BB	SO	2B	3B	HR	BF	BAA	WP	HBP	BK	SFA	SHA
2020	0.00	2	0	6	1	0	0	1	17.0	9	1	0	2	18	0	0	0	60	.158	0	1	0	0	0	2
Total	0.00	2	0	6	1	0	0	1	17	9	1	0	2	18	0	0	0	60	.158	0	1	0	0	0	2



T RIGHT-HANDED PITCHER
COLE QUINTANILLA 34

BATS
RIGHT

THROWS
RIGHT

HEIGHT
6'5"

WEIGHT
220

CLASS **R-Sophomore** HOMETOWN **Cedar Park, Texas** HIGH SCHOOL **Cedar Park**

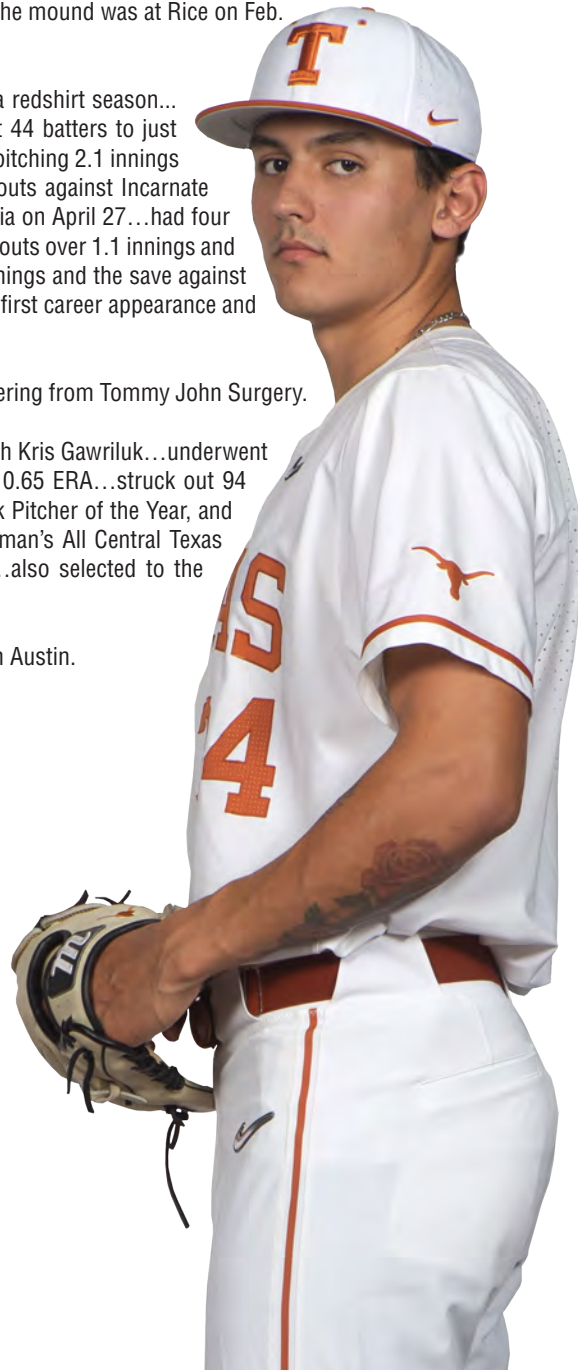
AS A REDSHIRT SOPHOMORE (2020) Named to the Academic All-Big 12 second team...made five appearances on the mound, including first career start...logged 8.2 innings and recorded an 8.31 ERA with 11 strikeouts...started and had five strikeouts over four innings during the win against UTSA on Feb. 18...first appearance on the mound was at Rice on Feb. 14.

AS A REDSHIRT FRESHMAN (2019) Led Texas with five saves following a redshirt season... finished with a 4.05 ERA and a 2-1 record in 22 appearances...struck out 44 batters to just nine walks in 33.1 innings pitched...recorded the save in the season finale, pitching 2.1 innings and striking out three batters...pitched a scoreless inning with two strikeouts against Incarnate Word on May 14...struck out two in a scoreless inning against West Virginia on April 27...had four strikeouts in two innings against Kansas State on April 14...had three strikeouts over 1.1 innings and got the win against Xavier on March 31...had seven strikeouts over 3.0 innings and the save against LSU on March 2...first save of his career was against Purdue on Feb. 24...first career appearance and first career win was on Feb. 16 at Louisiana.

AS A FRESHMAN (2018) Did not pitch during the 2018 season while recovering from Tommy John Surgery.

HIGH SCHOOL Lettered in three seasons at Cedar Park HS under head coach Kris Gawriluk...underwent Tommy John surgery in his senior season...as a junior, went 7-1 with a 0.65 ERA...struck out 94 batters in 53.2 innings pitched...named Newcomer of the Year, Cedar Park Pitcher of the Year, and Academic All-District that season...named to the Austin American-Statesman's All Central Texas Team and the 2015 WWBA World Championship All-Tournament Team...also selected to the Texas/Louisiana Area Code Team.

PERSONAL Parents are Johnny and Connie Quintanilla...born and raised in Austin.



CAREER STATISTICS																									
YEAR	ERA	W	L	APP	GS	CG	SHO	CBO	SV	IP	H	R	ER	BB	SO	2B	3B	HR	BF	BAA	WP	HBP	BK	SFA	SHA
2019	4.05	2	1	22	0	0	0	5	33.1	30	17	15	9	44	5	0	2	139	.250	2	3	3	5	2	2
2020	8.31	0	0	5	1	0	0	0	8.2	11	9	8	6	11	1	1	1	44	.306	2	1	0	0	1	2
Total	4.93	2	1	27	1	0	0	5	42	41	26	23	15	55	6	1	3	183	.263	4	4	3	5	3	2



T



RIGHT-HANDED PITCHER
TRISTAN STEVENS 35

BATS
RIGHT

THROWS
RIGHT

HEIGHT
6'2"

WEIGHT
205

CLASS **R-Junior** HOMETOWN **Springfield, Mo.** PREVIOUS **MCC-Maple Woods** HIGH SCHOOL **Kickapoo**

AS A REDSHIRT JUNIOR (2020) Named to the Academic All-Big 12 second team...tied for the team lead with eight relief appearances...recorded a 1.50 ERA with a 2-0 record in six innings pitched with six strikeouts...opponents batted just .227 against him...regularly asked to pitch in situations with inherited runners and only allowed five of 12 runners to score...did not allow a run over his last three outings of the season...pitched a scoreless inning with three strikeouts against Arizona on March 3...allowed one hit over 2 innings and got the win against UTSA on Feb. 18...recorded his first win of the season at Rice on Feb. 16 ...first appearance on the mound was at Rice on Feb. 14.

AS A REDSHIRT SOPHOMORE (2019) Named to Academic All-Big 12 second team...made a team-high 23 appearances on the mound in 2019...finished with a 5.31 ERA and a 3-2 record in 20.1 innings pitched...picked up the win in the season finale, pitching 2.1 innings and allowing just one run with three strikeouts...tossed back-to-back scoreless outings with one inning against Incarnate Word on May 14 and Oklahoma on May 16...went six-straight outings without allowing a run, spanning six innings, from March 31 to April 16...struck out a season-high four batters in 2.1 innings pitched against Kansas State on April 14...picked up the win with 0.2 innings pitched against Arkansas on March 20...first win of the season was against UTRGV on March 5...first appearance was on Feb.16 at Louisiana.

AS A REDSHIRT FRESHMAN (2018) Made two starts on the season...allowed one run on one hit and two walks on April 24 vs. Houston...made his first career appearance/start on April 17 vs. UTRGV, going two scoreless and allowing two hits...named to the Fall 2017 and Spring 2018 Big 12 Commissioner's Honor Roll.

MAPLE WOODS JC (2017) Made just five appearances at MCC-Maple Woods and went 3-1 in 20.2 innings of work before undergoing Tommy John surgery.

HIGH SCHOOL Started and lettered in three seasons at Kickapoo High School (Mo.) under head coach Jason Howser... earned all-conference honors and academic honor roll in each of those three seasons... as a senior, compiled a 1.75 ERA with 55 strikeouts in 35 innings of work... as a junior, started and closed for Kickapoo...struck out 35 and did not allow an earned run in 25 innings of work.

PERSONAL Son of Preston and Marsha Stevens...his brother, Ryan, also played at Maple Woods before committing to Lipscomb University.



CAREER STATISTICS

YEAR	ERA	W	L	APP	GS	CG	SHO	SV	IP	H	R	ER	BB	SO	2B	3B	HR	BF	BAA	WP	HBP	BK	SFA	SHA
2018	3.86	0	0	2	2	0	0	0	2.1	3	1	1	2	0	0	0	12	.375	0	2	0	0	0	
2019	5.31	3	2	23	0	0	0	0	20.1	16	14	12	17	20	2	0	1	100	.205	2	2	0	1	2
2020	1.50	2	0	8	0	0	0	0	6.0	5	1	1	3	6	2	0	0	26	.227	1	0	0	0	1
Total	4.40	5	2	33	2	0	0	0	28.2	24	16	14	22	26	4	0	1	138	.222	3	4	0	1	3





LEFT-HANDED PITCHER
AUSTIN WALLACE 40

BATS
LEFT

THROWS
LEFT

HEIGHT
6'4"

WEIGHT
220

CLASS R-Freshman HOMETOWN Flower Mound, Texas HIGH SCHOOL Flower Mound

AS A FRESHMAN (2020) Made two relief appearances, spanning two innings and did not allow a run...struck out five batters and held opponents to a .143 batting average against...pitched 1.2 scoreless innings of relief with four strikeouts against Abilene Christian on March 11...made first career appearance against Arizona on March 3.

HIGH SCHOOL Lettered and started in each of his seasons at Flower Mound under his head coach (and father) Danny Wallace...6A first team All-State pitcher as a senior...named the District 6-6A MVP following his senior season...helped lead his team to the regional finals of the 6A playoffs...struck out 143 batters in 86 innings pitched, to break the school record for strikeouts in a season (previously held by former Longhorn Kyle Johnston)...also broke the single-game strikeout record with 18...hit .302 with 27 RBI as a senior...was named second team All-District as a junior and first team All-District as a sophomore...represented Texas at the Area Code Underclass Games in 2017...first team Academic All-District...served on the Keep Flower Mound Beautiful campaign.

PERSONAL Son of Danny Wallace and Julie Holliman...has two sisters, Abby and Kayla, and a brother, Garrett...Julie threw discus and javelin at Baylor (1992-95) while Danny was a baseball walk-on at Texas from 1986-87.



CAREER STATISTICS

YEAR	ERA	W	L	APP	GS	CG	SHO	SV	IP	H	R	ER	BB	SO	2B	3B	HR	BF	BAA	WP	HBP	BK	SFA	SHA
2020	0.00	0	0	2	0	0	0	0	2.0	1	0	0	2	5	0	0	0	10	.143	2	1	0	0	0
Total	0.00	0	0	2	0	0	0	0	2	1	0	0	2	5	0	0	0	10	.143	2	1	0	0	0



T



RIGHT-HANDED PITCHER
DAWSON MERRYMAN 42

BATS
RIGHT

THROWS
RIGHT

HEIGHT
6'1"

WEIGHT
230

CLASS **Sophomore** HOMETOWN **Greenwood, Texas** PREVIOUS **Midland** HIGH SCHOOL **Greenwood**

AS A SOPHOMORE (2020) Made seven relief appearances and shared the team lead with three wins and a 3-0 record...recorded a 1.74 ERA in 10.1 innings and help opponents to an .091 batting average against...struck out 10 batters and walked only two...allowed just three hits during the season...pitched four hitless innings of relief to pick up the win over Cal State Fullerton on March 8...tossed 1.1 scoreless innings with two strikeouts and picked up the win against Cal State Fullerton on March 6...pitched a perfect inning of relief with two strikeouts against Arizona...first win of the season was against Boise State on Feb. 23...first appearance on the mound this season was at Rice on Feb. 16.

AS A FRESHMAN (MIDLAND COLLEGE) The Western Junior College Athletic Conference's Most Valuable Pitcher as a freshman in 2019...garnered first-team all-conference honors for Midland College...posted an 8-6 record and a 3.02 ERA with six complete games in 14 starts last season...struck out 97 batters in 80.1 innings pitched...in summer ball, named to the Cape Cod League All-Star Game representing the Chatham Anglers...finished the summer with a 3.52 ERA, a 2-0 record and four saves in 15 appearances.

HIGH SCHOOL Named the district Most Valuable Player as a senior in 2018...went 7-3 with an 0.37 ERA and 92 strikeouts...named the Midland Reporter-Telegram's Inaugural High School Baseball Player of the Year for the 2018 season.

PERSONAL Son of Eddie and Angie Merryman...has one brother Payden.



CAREER STATISTICS

YEAR	ERA	W	L	APP	GS	CG	SHO	SV	IP	H	R	ER	BB	SO	2B	3B	HR	BF	BAA	WP	HBP	BK	SFA	SHA
2020	1.74	3	0	7	0	0	0	0	10.1	3	3	2	2	10	0	0	1	37	.091	0	1	0	0	1
Total	1.74	3	0	7	0	0	0	0	10.1	3	3	2	2	10	0	0	1	37	.091	0	1	0	0	1





T INFIELDER
PETER GEIB 43

BATS
RIGHT

THROWS
RIGHT

HEIGHT
6'2"

WEIGHT
210

CLASS **Sophomore** HOMETOWN **Houston, Texas** HIGH SCHOOL **Episcopal**

AS A SOPHOMORE (2020) Missed the 2020 season due to injury...named first team Academic All-Big 12.

AS A FRESHMAN (2019) Played in 15 games with six starts as a true freshman...got his first career hit when he went 2-for-3 at Baylor on April 6...first career start was at Stanford on March 10...first career appearance was against Purdue on Feb. 24.

HIGH SCHOOL Played first, third, and pitched while lettering in each of his seasons at Episcopal under head coach Matt Fox...named first team All-State, team MVP, and state champion as a senior...also played football, where he was a three-year starter at linebacker...named all-state SPC honors in his three seasons and picked up Houston HS Coaches Association All-Star team honors.

PERSONAL Son of Greg and Kathy Geib... has one sister, Grace, and one brother, Gavin...his father played football at Penn and Gavin is currently a tight end for the Quakers.



CAREER STATISTICS																							
Year	Avg	GP	GS	AB	R	H	2B	3B	HR	RBI	SLG%	BB	HBP	SO	GDP	OB%	SF	SH	SB	PO	A	E	FLD%
2019	.080	15	6	25	1	2	0	0	0	0	.080	3	0	13	1	.179	0	0	0	3	0	0	1.000
Total	.080	15	6	25	1	2	0	0	0	0	.080	3	0	13	1	.179	0	0	0	3	0	0	1.000



T**T** **OUTFIELDER**
AUSTIN TODD 44**BATS**
RIGHT**THROWS**
RIGHT**HEIGHT**
6'1"**WEIGHT**
175**CLASS** Senior **HOMETOWN** Round Rock, Texas **HIGH SCHOOL** Round Rock

AS A SENIOR (2020) Named first team Academic All-Big 12...led the team in hitting with a .375 batting average and a team-high 14 runs scored...hit four doubles, one triple and one home run and drove in 15 RBI...started all 17 games between right field (13), designated hitter (3) and center field (1)...reached base safely in all 17 games, had a season-best eight-game hitting streak and finished the year on a four-game hitting streak...produced a team-high nine multiple-hit games...went 2-for-4 with one RBI and one run scored against Abilene Christian on March 11...had a 3-for-4 game with a homer, a double, two RBI and three runs scored against Cal State Fullerton on March 8...had an eight-game hitting streak from Feb. 19-March 1...went 3-for-6 with two runs and one RBI against Missouri on March 1...went 2-for-5 with two runs and one RBI against Arkansas on Feb. 29...had two hits against LSU on Feb. 28...went 2-for-4 with one RBI against Sam Houston on Feb. 25...went 2-for-5 with a triple, double, and two RBI against Boise State on Feb. 23...went 3-for-5 with one RBI against Boise State on Feb. 21...had a double and three RBI against Lamar on Feb. 19...went 2-for-5 with a double and recorded his first stolen base of the season at Rice on Feb. 16...first hit of the season was at Rice on Feb. 14.

AS A JUNIOR (2019) Starting right fielder who played in 52 games with 51 starts as a junior in 2019...batted .256 with 10 doubles, two triples and three home runs...team's leading run-producer with 38 RBI...named the Big 12 Player of the Week on March 4, following series sweep of LSU...hit a walk-off single in the series finale against LSU to clinch the sweep...went 2-for-4 in the season finale against Oklahoma on May 17...went 1-for-2 with two runs scored and one RBI against Incarnate Word on May 14...had a five-game hitting streak from April 23 to April 30...went 2-for-4 with two runs scored against West Virginia on April 27...had two hits including a double and two runs at Texas State...had two RBI and a run at Oklahoma State on April 20...hit a two run home run during the win at Baylor on April 6...went 3-for-4 with two runs and two doubles against Texas A&M on April 2...went 3-for-5 with three RBI, two runs, and two doubles during the win at TCU...had two hits, three RBI, and a double against UTRGV on March 5...went 2-for-4, including a walk-off single, with three RBI and a home run during the win against LSU on March 3...had two hits and two RBI during the win against LSU on March 2...had a six game hit streak between Feb. 15-23 and during that span he went 3-for-4 with two RBI and a double against Louisiana on Feb. 15, got two hits, two RBI, and two stolen bases at Rice on Feb. 19 and went 2-for-4 with a two RBI homerun on Feb. 23 against Purdue...won Big 12 Player of the Week during week 3...first hit of the season on Feb. 15 at Louisiana.

AS A SOPHOMORE (2018) Appeared in 34 games (20 starts) while missing some time due to injury...finished with a .219/.352/.301 line at 73 at-bats...added three doubles, a home run, and 13 RBI while drawing three walks and going 3-for-3 in stolen bases...collected a hit in each game of the NCAA College World Series...went 1-for-1 with a walk and a run scored on June 19 vs. Florida...went 1-for-2 with two RBI on June 17 vs. Arkansas...pinch-ran four times from April 27 to May 6, scoring three runs and stealing one bag...went 1-for-2 with an RBI and a run scored on March 24 vs. Oklahoma State...had three consecutive multi-hit games from March 13 to March 16...missed four starts due to a bruised thumb from Feb 27 to March 10...on Feb 17 vs. Louisiana, hit a two-run walk-off home run in the ninth inning to clinch the series victory...opened the season with a 2-RBI effort on Feb 16 vs. Louisiana.

AS A FRESHMAN (2017) Finished third on the team with a .276 batting average in 48 games (39 starts) on the season...added 7 doubles, one triple, and one homer while driving in 19 on the year...went 2-for-3 in stolen bases...had a career day on May 5 at TCU when he went 5-for-6 with 3 runs scored, 3 RBI and his first career home run...added 3 RBI on three separate occasions on the year (also March 7 vs. Richmond and March 8 vs. TAMU-CC)...made his first career start in the season opener on Feb 17...picked up his first career hit in game one on Feb 18 vs. Rice...was named the Fall World Series MVP in October after going 7-for-12 with 3 doubles, a triple, 2 walks, an RBI and 6 runs scored.


HIGH SCHOOL Started and lettered in his final three years at Round Rock HS...2016 Rawlings-Perfect Game Honorable Mention All-American and an All-Region Second Team selection.

PERSONAL Parents are Cheryl and Jason Baker and Eric Todd...has one brother, Cody...played with the Austin Banditos.

CAREER STATISTICS

Year	Avg	GP	GS	AB	R	H	2B	3B	HR	RBI	SLG%	BB	HBP	SO	GDP	OB%	SF	SH	SB	PO	A	E	FLD%
2017	.276	48	39	145	24	40	7	1	1	19	.359	20	0	25	1	.359	2	3	2	72	2	3	.961
2018	.219	34	20	73	13	16	3	0	1	13	.301	12	4	18	2	.352	2	3	3	43	3	0	1.000
2019	.256	52	51	195	35	50	10	2	3	38	.374	26	1	23	6	.344	2	5	7	88	2	4	.957
2020	.375	17	17	72	14	27	4	1	1	15	.500	5	2	12	1	.430	0	0	2	18	3	1	.955
Total	.274	151	127	485	86	133	24	4	6	85	.377	63	7	78	10	.362	6	11	14	221	10	8	.967





T RIGHT-HANDED PITCHER
COY COBB 45

BATS
RIGHT

THROWS
RIGHT

HEIGHT
6'4"

WEIGHT
195

CLASS **Sophomore** HOMETOWN **Katy, Texas** HIGH SCHOOL **Katy**

AS A SOPHOMORE (2020) Made four starts on the mound, compiling a 4.02 ERA with 11 strikeouts in 15.2 innings...had three strikeouts and only allowed three hits over 5.0 innings against Boise State on Feb. 23...had four strikeouts over 4.1 innings pitched against Rice on Feb. 16...first appearance of the season was at Rice on Feb. 16.

AS A FRESHMAN (2019) Served as the Sunday starter, with 13 appearances and 10 starts as a true freshman...finished with a 3.45 ERA in 44.1 innings pitched...in final appearance of the season, pitched six scoreless innings and struck out two against Incarnate Word on May 14...pitched a scoreless inning of relief against Texas State on April 23...tossed one scoreless frame in first career relief outing, against Lamar on April 16...had a season high eight strikeouts over 7.0 innings during the win against Xavier on March 31...allowed no earned runs over 7.0 innings against Purdue which helped him win Week 2 Big 12 Co-Newcomer of the Week... made first career appearance, starting at Louisiana on Feb. 17 and allowing three earned runs on four hits in 3.1 innings pitched.

HIGH SCHOOL Lettered all four seasons at Katy HS...a unanimous first team All-District selection as a senior and first team All-State...named Katy's top pitcher in 2017 and named first team All-District...also named a pitcher for Team Texas and the Houston Area All-Star Games...also named honorable mention all-district as a sophomore...named a 2016 and 2017 Perfect Game preseason All-American.

PERSONAL Son of Sean and Courtnee Cobb...has one younger sister, who plays softball.



CAREER STATISTICS

YEAR	ERA	W	L	APP	GS	CG	SHO	SV	IP	H	R	ER	BB	SO	2B	3B	HR	BF	BAA	WP	HBP	BK	SFA	SHA
2019	3.45	1	3	13	10	0	0	0	44.1	37	20	17	21	23	5	0	3	192	.228	4	7	0	0	2
2020	4.02	0	0	4	4	0	0	0	15.2	16	9	7	7	11	1	0	1	72	.262	1	4	0	0	0
Total	3.60	1	3	17	14	0	0	0	60	53	29	24	28	34	6	0	4	264	.238	5	11	0	0	2



T



LEFT-HANDED PITCHER
SAM WALBRIDGE 47

BATS
LEFT

THROWS
LEFT

HEIGHT
6'5"

WEIGHT
200

CLASS R-Freshman HOMETOWN San Antonio, Texas HIGH SCHOOL St. Mary's Hall

AS A FRESHMAN (2020) Pitched six times, spanning 3.1 innings as a true freshman...did not allow a run in six outings...struck out four batters and held opponents to a .231 batting average...pitched a season-long outing of one inning against Arizona...first career appearance on the mound was against Lamar on Feb. 19.

HIGH SCHOOL Started in each of his seasons at Saint Mary's Hall...named TAPPS first team All-District during all four seasons...named the team MVP as a senior...helped lead the team to its first playoff berth...struck out 96 batters in 40 innings pitched...was Academic All-State as a junior and senior...named SPC All-State as a freshman...served as FCA President.


PERSONAL Son of Dawne Walbridge...has one sister, Izzy.



CAREER STATISTICS

YEAR	ERA	W	L	APP	GS	CG	SHO	SV	IP	H	R	ER	BB	SO	2B	3B	HR	BF	BAA	WP	HBP	BK	SFA	SHA
2020	0.00	0	0	6	0	0	0	0	3.1	3	0	0	3	4	0	0	0	18	.231	1	2	0	0	0
Total	0.00	0	0	6	0	0	0	0	3.1	3	0	0	3	4	0	0	0	18	.231	1	2	0	0	0





T CATCHER
CASTON PETER 48

BATS
RIGHT

THROWS
RIGHT

HEIGHT
6'0"

WEIGHT
200

CLASS **Sophomore** HOMETOWN **Houston, Texas** HIGH SCHOOL **Stratford**

AS A SOPHOMORE (2020) Did not appear in a game during the 2020 season...named to the Academic All-Big 12 first team.

AS A FRESHMAN (2019) Played in 17 games with 10 starts as a freshman catcher...batted .176 with a double, two home runs and nine RBI...went 1-for-2 with a run scored and a successful sacrifice bunt against Incarnate Word on May 14...drove in a run with a bases-loaded walk against Xavier on March 31...went 1-for-1 with an RBI single and a run scored against Xavier on March 29...hit second career homer, a two-run shot against Arkansas on March 19...went 2-for-3 with five RBI, first career double and first career home run against Texas Southern on March 12...first career hit was at Stanford on March 10...first career appearance on Feb. 23 against Purdue.

HIGH SCHOOL Was a four-year letterman/starting catcher at Stratford under head coach Keith Humphreys...as a junior, was named second team All-District catcher and a Houston Area Baseball Coaches Association Jr. All-Star...earned honorable mention All-District as a sophomore.

PERSONAL Son of Kevin and Melissa Peter...has two brothers, Jacob and Grayson...graduated as co-valedictorian at Stratford and ranked No. 1 in his class academically.



CAREER STATISTICS																							
Year	Avg	GP	GS	AB	R	H	2B	3B	HR	RBI	SLG%	BB	HBP	SO	GDP	OB%	SF	SH	SB	PO	A	E	FLD%
2019	.176	17	10	34	5	6	1	0	2	9	.382	3	0	12	0	.243	0	2	0	76	13	2	.978
TOTAL	.176	17	10	34	5	6	1	0	2	9	.382	3	0	12	0	.243	0	2	0	76	13	2	.978



T



RIGHT-HANDED PITCHER
JARED SOUTHARD 49

BATS
RIGHT

THROWS
RIGHT

HEIGHT
6'2"

WEIGHT
220

CLASS **R-Freshman** HOMETOWN **Leander, Texas** HIGH SCHOOL **Rouse**

AS A FRESHMAN (2020) Made three relief appearances and compiled a 7.71 ERA in 2.1 innings pitched...struck out six batters to only one walk and one hit allowed...opponents only batted .125 against him...struck out the side around a hit against Boise State on Feb. 21 in first career appearance.

HIGH SCHOOL Lettered in every season at Rouse High School under head coach Chad Kremplin...named to Texas Sports Writers Association All-State team as a senior...two-time unanimous first team All-District pitcher in 2017 and 2018 and the unanimous district MVP in 2019...struck out 100 batters in 55 innings pitched during senior season...won a team award in each season, being named Defensive Player of the Year in 2016 and 2017, Pitcher of the Year in 2018 and MVP in 2019...competed for Texas in the States Play Series, at the Area Code Underclass Games, and the Future Stars Series... pitched, played first, and caught at Rouse...Academic All-District all four seasons...member of PALS and National Honor Society.

PERSONAL Son of Ray and Estela Southard...has one brother, Tyson...selected by the Los Angeles Angels (20th round) in the 2019 MLB Draft.



CAREER STATISTICS

YEAR	ERA	W	L	APP	GS	CG	SHO	SV	IP	H	R	ER	BB	SO	2B	3B	HR	BF	BAA	WP	HBP	BK	SFA	SHA
2020	7.71	0	0	3	0	0	0	0	2.1	1	2	2	1	6	0	0	0	11	.125	1	2	0	0	0
Total	7.71	0	0	3	0	0	0	0	2.1	1	2	2	1	6	0	0	0	11	.125	1	2	0	0	0





T INFILDER
ZACH ZUBIA 52

BATS
RIGHT

THROWS
RIGHT

HEIGHT
6'4"

WEIGHT
240

CLASS R-Junior HOMETOWN Richmond, Texas HIGH SCHOOL Strake Jesuit

AS A REDSHIRT JUNIOR(2020) Named a first team Academic All-Big 12 selection and received the honor for the third-consecutive season...led the team with 21 RBI and three home runs during shortened season...started all 17 games at first base...produced a team-high six multiple-RBI games...finished the year ranked tied for 25th nationally with 21 RBI and tied for second in the NCAA with five sacrifice flies...went 1-for-3 with a solo homer against Abilene Christian on March 11...drove in one run and went 1-for-3 against Cal State Fullerton on March 8...went 2-for-4 with two runs against Arizona on March 3...had two RBI and a run against Missouri on March 1...went 3-for-4 with three RBI and a home run against Arkansas on Feb. 29...went 2-for-4 with a RBI against Boise State on Feb. 22...had a two RBI double against Boise State on Feb. 21...went 2-for-4 with two doubles, two RBI, and a run against Rice on Feb. 16...went 1-for-2 with four RBI and his first home run of the season against Rice on Feb. 14...first hit of the season was at Rice on Feb. 14.

AS A REDSHIRT SOPHOMORE (2019) Played in 53 games and made 47 starts between designated hitter and first base...named to Big 12 All-Academic second team...finished with a .252 batting average and led the team with five home runs...second on the team with 10 doubles and 35 RBI...hit an RBI double in the win over Incarnate Word on May 14...went 3-for-3 with two RBI and two runs scored against West Virginia on April 27...hit a two-run double at A&M-Corpus Christi on April 30...had a two RBI double at Oklahoma State on April 20...had two hits and a season high 6 RBI including a grand slam against Kansas State on April 13...went 2-for-3 with four RBI and a home run against TCU on March 23...had two hits and two RBI during the win against Arkansas on March 20...had back to back two hit games against Stanford on March 8 & 9...had a home run against UTSA on Feb. 27...went 3-for-4 with two runs, a RBI, and two doubles against Sam Houston State on Feb. 26...got two hits three RBI and his first homerun of the season at Rice on Feb. 19...got his first hit of the season when he went 2-for-3 at Louisiana on Feb. 16.

AS A REDSHIRT FRESHMAN (2018) Named a Collegiate Baseball Freshman All-American at DH...earned first team All-Big 12 honors at designated hitter and to the Big 12 All-Rookie team...named to the Academic All-Big 12 second team...finished with a .275/.407/.495 line to go along with 14 doubles, one triple, and 11 home runs, good for second-most on the team...collected 45 RBI in 65 games (59 starts) while walking a team-most 46 times...from Feb 17 through April 21, reached base safely in a season-high 41 straight games...on June 17 vs. Arkansas, went 2-for-5 with an RBI and a double in his College World Series...hit a game-tying solo homer on June 3 vs. Indiana in the NCAA Regional clinching game...went 2-for-4 with three RBI and the game-winning homer on May 6 at Texas Tech...went 4-for-5 with two RBI and two runs scored on March 16 vs. Kansas...hit a solo homer on March 13 at Arkansas...hit his third homer of the season on March 10 vs. Stanford...went 3-for-5 with three RBI on March 4 vs. Northwestern...hit a bases-clearing, 3-RBI double on Feb 25 vs. LSU...went 2-for-4 with two home runs on Feb 24 vs. LSU...drove in two in a 1-for-3 effort on Feb 21 vs. Lamar...picked up his first career hit on Feb 17 vs. Louisiana...named to the 2017 Fall Big 12 Commissioner's Honor Roll.

AS A FRESHMAN (2017) Sat out the season due to NCAA transfer rules...over the summer, played for the Rochester Honkers and set a Northwoods League record with 22 homers and 41 extra-base hits...was a North Division All-Star and the individual champion of the Home Run Derby.

HIGH SCHOOL Batted .440 with 12 home runs, 51 RBI and 33 walks in 36 games...named the 19-6A MVP and H5AB Hitter of the Year...also named Houston Chronicle Hitter of the Year and First Team All-State third baseman...compiled over 100 RBI in three separate seasons.

PERSONAL Son of Debbie and Jeff Zubia...also played football in high school and holds school records in both passing yards in a season and touchdowns in a season...named the 19-6A First-Team All-District quarterback and Offensive Player of the Year.

CAREER STATISTICS

Year	Avg	GP	GS	AB	R	H	2B	3B	HR	RBI	SLG%	BB	HBP	SO	GDP	OB%	SF	SH	SB	PO	A	E	FLD%
2018	.275	65	59	222	30	61	14	1	11	45	.495	46	5	66	4	.407	2	0	1	1	0	0	1.000
2019	.252	53	47	163	17	41	10	0	5	35	.405	38	1	43	5	.385	6	0	0	37	1	1	.974
2020	.288	17	17	59	8	17	3	0	3	21	.492	7	2	14	0	.356	5	0	0	159	9	3	.982
Total	.268	135	123	444	55	119	27	1	19	101	.462	91	8	123	9	.392	13	0	1	197	10	4	.981



T**T** INFIELDER
CAM WILLIAMS 55**BATS
RIGHT****THROWS
RIGHT****HEIGHT
6'2"****WEIGHT
190**CLASS R-Junior HOMETOWN **Odessa, Fla.** PREVIOUS **San Jacinto/Dallas Baptist** HIGH SCHOOL **Gaither**

AS A JUNIOR (2020) Played in 12 games with 11 starts after transferring to Texas...batted .250 with two doubles and one home run (a walk-off)...drove in nine RBI and scored nine runs...made 10 starts at third base and one at designated hitter...had two RBI and two runs against Arizona on March 3...went 1-for-2 with a double and two RBI against Missouri on March 1...went 2-for-5 with two RBI, two runs, and a walk-off home run against Boise State on Feb. 23...had a two RBI double against UTSA on Feb. 18...first hit of the season was against UTSA on Feb. 18.

AS A SOPHOMORE (SAN JACINTO COLLEGE) Led the San Jacinto College offense in 2019 with a .341 batting average, 37 RBI and 55 runs scored...hit a team-high 13 doubles, four triples and eight home runs...finished second on the team with 39 walks and 12 stolen bases.

AS A FRESHMAN (DALLAS BAPTIST) Played for the Dallas Baptist Patriots as a freshman in 2017, appearing in 26 games with 14 starts...batted .262 with 12 RBI and nine runs scored.

HIGH SCHOOL Led Gaither High School to the 7A State Championship as a senior...named a 2016 Rawlings-Perfect Game Honorable Mention All-American... drafted by the Seattle Mariners in the 2016 Major League Baseball Draft.

PERSONAL Son of Reggie and Rose Williams...father Reggie Williams played four MLB seasons with the Anaheim Angels and Los Angeles Dodgers.

**CAREER STATISTICS**

Year	Avg	GP	GS	AB	R	H	2B	3B	HR	RBI	SLG%	BB	HBP	SO	GDP	OB%	SF	SH	SB	PO	A	E	FLD%
2020	.250	12	11	40	9	10	2	0	1	9	.375	6	1	12	1	.362	0	1	0	6	26	1	.970
Total	.250	12	11	40	9	10	2	0	1	9	.375	6	1	12	1	.362	0	1	0	6	26	1	.970





T RIGHT-HANDED PITCHER
JUSTIN ECKHARDT 56

BATS
RIGHT

THROWS
RIGHT

HEIGHT
6'2"

WEIGHT
190

CLASS **R-Freshman** HOMETOWN **Sealy, Texas** HIGH SCHOOL **Sealy**

AS A REDSHIRT FRESHMAN (2020) Made one scoreless relief appearance in the final game of the shortened season, against Abilene Christian on March 11...used just four pitches to retire the side in order in a perfect ninth inning...retired all three batters on groundouts...named first team Academic All-Big 12.

FRESHMAN (2019) Missed the 2019 season after undergoing Tommy John surgery.

HIGH SCHOOL Named District MVP as a senior and named a first team all-state outfielder...lettered in each of his seasons at Sealy High School...also lettered in each of his four years in both football and track, earning All-District honors in football and making the state finals in high jump...in baseball, earned All-District and All-Region honors.

PERSONAL Son of Kyle and Laurie Eckhardt...has one brother, Tyler.



CAREER STATISTICS																								
YEAR	ERA	W	L	APP	GS	CG	SHO	SV	IP	H	R	ER	BB	SO	2B	3B	HR	BF	BAA	WP	HBP	BK	SFA	SHA
2020	0.00	0	0	1	0	0	0	0	1.0	0	0	0	0	0	0	0	0	3	.000	0	0	0	0	0
Total	0.00	0	0	1	0	0	0	0	1	0	0	0	0	0	0	0	0	3	.000	0	0	0	0	0



T



RIGHT-HANDED PITCHER
MASON BRYANT 58

BATS
RIGHT

THROWS
RIGHT

HEIGHT
6'5"

WEIGHT
220

CLASS **Sophomore** HOMETOWN **Austin, Texas** HIGH SCHOOL **McCallum**

AS A SOPHOMORE (2020) Made three relief appearances and did not allow a run...struck out one batter in 1.2 total innings pitched...first appearance on the mound was against Lamar on Feb. 19.

AS A FRESHMAN (2019) Made 13 relief appearances and finished with a 1-1 record with one save as a true freshman...pitched 10.1 total innings of relief...tossed 1.1 scoreless innings against Arkansas on March 20...picked up his first career win against Texas Tech on March 17...had a season high four strikeouts over 1.2 innings during the win against LSU...first career save was during his first career appearance at Louisiana where he had three strikeouts in 1.0 inning.

HIGH SCHOOL Four-year starter for McCallum High School...was named second-team All-District as an outfielder as a junior and honorable mention as a sophomore...also a three-year letterman in football...named first-team All-District punter as a junior and first-team All-District wide receiver and McCallum Offensive MVP as a sophomore.

PERSONAL Son of Ross and Barbara Bryant...has one brother, Avery Bryant.



CAREER STATISTICS																									
YEAR	ERA	W	L	APP	GS	CG	SHO	SV	IP	H	R	ER	BB	SO	2B	3B	HR	BF	BAA	WP	HBP	BK	SFA	SHA	
2019	11.32	1	1	13	0	0	0	1	10.1	13	14	13	14	15	1	0	3	59	.295	7	1	0	0	0	
2020	0.00	0	0	3	0	0	0	0	1.2	2	0	0	0	1	1	0	7	.286	0	0	0	0	0	0	
Total	9.75	1	1	16	0	0	0	1	12	15	14	13	14	16	2	0	3	66	.294	7	1	0	0	0	





T RIGHT-HANDED PITCHER/INFIELDER
ANDRE DUPLANTIER II 88

BATS
RIGHT

THROWS
RIGHT

HEIGHT
6'2"

WEIGHT
205

CLASS **R-Freshman** HOMETOWN **Humble, Texas** HIGH SCHOOL **Summer Creek**

AS A FRESHMAN (2020) Two-way player with eight relief appearances on the mound and two starts at third base...recorded a team-high three saves with a 2.00 ERA in 9 innings pitched...struck out 13 batters to only three walks with an opponents batting average of only .129...picked up the save against Cal State Fullerton on March 7 with a perfect inning with two strikeouts...earned the save against Arkansas on Feb. 29...first career save was against Sam Houston State on Feb. 25...first career appearance on the mound at Rice on Feb. 15.

HIGH SCHOOL Lettered in every season at Summer Creek High School under head coach D.J. Wilson...named the 2019 Summer Creek baseball team MVP and Pitcher of the Year...unanimous first team All-District pitcher and second team third baseman...helped lead the team to the most wins in school history and the first playoff series win...recorded a 9-0 record in 10 starts with 90 strikeouts and batted .304 with 33 RBI as a senior...played third, shortstop, and pitched...named first team All-District pitcher as a junior and senior and second team All-District at third base in both of those seasons...named to the Perfect Game World Wood Bat Championship All-Tournament team as both a hitter and pitcher on three occasions (2016, 2017, 2018)...member of the National Honor Society.

PERSONAL Son of André and Dr. Lestavia Duplantier...has a younger brother, Jayden...his cousin, Jon, is a pitcher for the Arizona Diamondbacks and was an All-American and 2016 C-USA pitcher of the year while at Rice.

CAREER STATISTICS																								
YEAR	ERA	W	L	APP	GS	CG	SHO	SV	IP	H	R	ER	BB	SO	2B	3B	HR	BF	BAA	WP	HBP	BK	SFA	SHA
2020	2.00	0	0	8	0	0	0	3	9.0	4	2	2	3	13	2	0	0	35	.129	0	1	0	0	0
Total	2.00	0	0	8	0	0	0	3	9	4	2	2	3	13	2	0	0	35	.129	0	1	0	0	0

CAREER STATISTICS																							
Year	Avg	GP	GS	AB	R	H	2B	3B	HR	RBI	SLG%	BB	HBP	SO	GDP	OB%	SF	SH	SB	PO	A	E	FLD%
2020	.250	12	11	40	9	10	2	0	1	9	.375	6	1	12	1	.362	0	1	0	6	26	1	.970
Total	.250	12	11	40	9	10	2	0	1	9	.375	6	1	12	1	.362	0	1	0	6	26	1	.970





OUTFIELDER
MIKE ANTICO 5

BATS
LEFT

THROWS
RIGHT

HEIGHT
5'10"

WEIGHT
200

CLASS **R-Senior** HOMETOWN **Colts Neck, N.J** PREVIOUS **St. John's** HIGH SCHOOL **Colts Neck**

AT ST JOHN'S (2017-20) An accomplished graduate transfer outfielder with 153 games played and 111 starts for St. John's University from 2017-20...career .332 hitter with 22 doubles, seven triples and 13 homers...108 runs scored, 67 RBI and 44 career stolen bases...2020 BIG EAST Preseason Player of the Year...2019 unanimous first team All-BIG EAST selection...ABCA/Rawlings second team All-Region...named to the BIG EAST Baseball Championship All-Tournament Team...2018 NCAA Clemson Regional All-Tournament Team as a sophomore...led the team with a .386 batting average as a junior in 2019, finishing second in the BIG EAST and 22nd in the nation in hitting...finished 16th in the nation with a .500 on-base percentage.

HIGH SCHOOL A four-year letterwinner and a two-year team captain for Colts Neck...led the squad to Division Championships in 2014, 2015 and 2016...named to the 2016 All-Shore Conference first team...earned All-Shore Conference second team honors in 2015...named a high honorable mention Preseason All-American as a senior...the number one outfield recruit in the state of New Jersey according to Perfect Game.

PERSONAL Son of Joelle and Mike Antico...has a younger sister, Gianna...his grandfather was drafted by the Twins in the 1960s.

CAREER STATISTICS (AT ST. JOHN'S)

Year	Avg	GP	GS	AB	R	H	2B	3B	HR	RBI	SLG%	BB	HBP	SO	GDP	OB%	SF	SH	SB	PO	A	E	FLD%
2017	.288	40	13	52	19	15	1	2	1	12	.442	19	1	12	0	.479	1	0	4	10	0	1	.909
2018	.308	49	37	117	34	36	6	1	5	21	.504	15	2	22	0	.390	2	1	10	37	1	0	1.000
2019	.386	51	48	184	45	71	13	4	6	29	.598	38	5	46	1	.500	1	0	20	61	1	2	.969
2020	.229	13	13	48	10	11	2	0	1	5	.333	8	2	14	0	.362	0	1	10	25	0	0	1.000
Total	.332	153	111	401	108	133	22	7	13	67	.519	80	10	94	1	.451	4	2	44	133	2	3	.978



RIGHT-HANDED PITCHER
PALMER WENZEL 46

BATS
RIGHT

THROWS
RIGHT

HEIGHT
6'1"

WEIGHT
195

CLASS **R-SENIOR** HOMETOWN **McKinney, Texas** PREVIOUS **UTSA** HIGH SCHOOL **Boerne-Champion**

UTSA (2018-20) Pitched in 34 career games and recorded a 9-2 record with a 2.69 ERA...struck out 60 batters in 70.1 innings pitched...made four appearances during shortened 2020 season, pitching 6.1 innings and posting a 0.00 ERA...struck out four batters, walked only one and only allowed three hits...in 2019, appeared in three games, including two starts before suffering a season-ending injury...posted a 2-0 mark with a 2.12 ERA...as a junior in 2018, appeared in a team-high 26 games in relief, posting a 6-2 record and a 3.27 ERA with one save

MCLENNAN (2016-17) Played two seasons at McLennan Community College for head coach Mitch Thompson...as a sophomore, pitched 32.0 innings and recorded a 5-3 record with eight saves and a 3.09 ERA...as a freshman, made 15 appearances on the mound and posted a 1-0 record with one save and a 6.05 ERA in 19.1 innings...also struck out 19 batters.

HIGH SCHOOL Prepped at Champion High School in Boerne under coaches Jim Gatewood and Chuck Foster...an honorable mention all-district pick...also an academic all-district selection.

PERSONAL Son of Rusty and Pam Wenzel...has one sister, Stevie.

CAREER STATISTICS

YEAR	ERA	W	L	APP	GS	CG	SHO	SV	IP	H	R	ER	BB	SO	2B	3B	HR	BF	BAA	WP	HBP	BK	SFA	SHA
2018	3.27	6	2	26	0	0	0	1	44.0	37	20	16	18	41	8	0	2	187	.230	3	5	1	2	1
2019	2.12	2	0	3	2	0	0	0	17.0	14	8	4	2	14	5	0	0	70	.215	1	3	0	0	0
2020	0.96	1	0	5	0	0	0	3	9.1	6	1	1	0	5	0	2	0	34	.176	0	0	0	0	0
Total	2.69	9	2	34	2	0	0	4	70.1	57	29	21	20	60	13	2	2	291	.219	4	8	1	2	1




INFIELDER
DYLAN CAMPBELL 8

HOMETOWN Houston, Texas
HIGH SCHOOL Strake Jesuit

BATS RIGHT THROWS RIGHT HEIGHT 5'11" WEIGHT 200

HIGH SCHOOL Lettered and started four years at shortstop for head coach Raul Garcia Rameau at Strake Jesuit...first team All-District in 2017, 2018 and 2019...ranked the No. 44 overall player in Texas and 12th-ranked shortstop in the state by Perfect Game...participated in Area Code Games in Long Beach, California...Also played football and basketball, earning first team All-District honors and 2018 Newcomer of the Year in football...named 2019 offensive MVP and first team selection for District 23-6A...rushed for 1,569 yards and 21 touchdowns as a senior in 2019.

PERSONAL Son of Andrea Odom and Donovan Campbell...both parents were student-athletes at Texas Southern University...Andrea was a tennis player and Donovan played baseball...Donovan was drafted by the Atlanta Braves in 1988 and played four seasons in the Braves organization...has one brother, Justin, and a sister, Ayden.




RHP/INFIELDER
TANNER WITT 11

HOMETOWN Houston, Texas
HIGH SCHOOL Episcopal

BATS RIGHT THROWS RIGHT HEIGHT 6'5" WEIGHT 200

HIGH SCHOOL Four-year starter for head coach Matt Fox at Episcopal High School...played shortstop, second base, third base, outfield and pitched...two-time All-State player and 2019 VYPE Private School Player of the Year...named all-conference as a freshman...a member of the 2017 USA Baseball 15U National Team that was named co-champions of the COPABE Pan American 'AA' Championships...No. 1 ranked shortstop in Texas, No. 4 overall player in the state and No. 18 nationally by Prep Baseball Report...played in 2019 Under Armour All-American Game at Wrigley Field...participated in Area Code Games in Long Beach, California...also a three-time All-State volleyball player.

PERSONAL Son of Lori and Kevin Witt...comes from an athletic family, Kevin was a first round pick in the 1994 Major League Baseball draft and played for the Blue Jays, Padres, Tigers and Rays...current minor league hitting coach in the Miami Marlins organization...Lori played softball at Texas...Tanner will be a fourth generation Longhorn...has four siblings Preston, Skyler, Cullen and Ripken.




LEFT-HANDED PITCHER
LUCAS GORDON 13

HOMETOWN Los Angeles, Calif.
HIGH SCHOOL Notre Dame

BATS LEFT THROWS LEFT HEIGHT 6'1" WEIGHT 190

HIGH SCHOOL Four-year first baseman and left-handed pitcher for head coach Tom Dill at Notre Dame High School...named the 2019 Mission League MVP...posted a 5-1 record with a 1.39 ERA and 56 strikeouts in 45.1 innings pitched as a junior...also batted .366 with seven doubles and two triples...participated in the inaugural High School MLB All-Star game in Cleveland in 2019...made the 20-man roster for the 2019 18U National Team that won silver at the U-18 Baseball World Cup in Gijang, South Korea...member of the 2017 USA Baseball 15U National Team that was named co-champions of the COPABE Pan American 'AA' Championships.

PERSONAL Son of Stephanie Gloria and Jeff Gordon.



INFIELDER
IVAN MELENDEZ 17

HOMETOWN El Paso, Texas
HIGH SCHOOL Coronado


BATS RIGHT THROWS RIGHT HEIGHT 6'3" WEIGHT 225

ODESSA COLLEGE (2019-20) Helped lead Odessa to a 21-2 record before the season was halted due to COVID-19...batted .354 with seven doubles, three triples and four homers...drove in 22 runs and scored 21 runs... NJCAA All-American third baseman as a freshman in 2019 at Odessa Junior College...named first team All-Region and first team All-Conference...batted .411 with 17 home runs and 70 RBI last season...helped Odessa College to a 38-22 record and the semifinals of the Region V Tournament.

HIGH SCHOOL First team All-State third baseman as a senior at Coronado High School for head coach Juan Orozco...named the 2017 district Offensive Most Valuable Player and the 2016 Newcomer of the Year...also a member of the football team.

PERSONAL Son of Julie and Raul Melendez...both parents are educators in the El Paso area...has two brothers, Zach and Ian.






INFIELDER
MITCHELL DALY 19

HOMETOWN **Madison, Ala.**
HIGH SCHOOL **Bob Jones**

BATS **RIGHT** THROWS **RIGHT** HEIGHT **6'1"** WEIGHT **180**

HIGH SCHOOL A four-year starter at shortstop for Bob Jones High School and head coach Jared Smith...a two-time All-State and All-Region selection in 2018 and 2019...as a junior batted .321 with 18 doubles, eight home runs, 33 RBI and 52 runs scored...ranked the No. 1 shortstop in Alabama by Perfect Game...Also played on the football team.

PERSONAL Son of Edward and Cathy Daly...Edward is a four-star General in the United States Army...Cathy played volleyball at Army West Point...has one sister, Nicole, a graduate of Yale University and a brother, Connor, who attends Auburn University.



RIGHT-HANDED PITCHER
REID TAYLOR 31

HOMETOWN **Woden, Texas**
HIGH SCHOOL **Woden**

BATS **RIGHT** THROWS **RIGHT** HEIGHT **6'2"** WEIGHT **230**

HIGH SCHOOL Four-year letterman for head coach Casey McBryde at Woden High School...named an All-State third baseman in 2018...first team All-District in 2019 and the 2019 Pitcher of the Year...named the 2017 Newcomer of the Year...No. 11 ranked right-handed pitcher in Texas and No. 28 overall in the state by Perfect Game...also a first team All-District basketball player and four-year starter.

PERSONAL Son of Brady and Sherri Taylor...Brady played baseball at Panola Junior College and Sam Houston State, where in 1996 he helped the team to the NCAA Austin Regional...has two sisters, Reese and Riley...uncle, Lance, played baseball at East Texas Baptist.




LEFT-HANDED PITCHER
CADEN NOAH 38

HOMETOWN **Longview, Texas**
HIGH SCHOOL **Spring Hill**

BATS **LEFT** THROWS **LEFT** HEIGHT **5'10"** WEIGHT **190**

HIGH SCHOOL Four-year letterwinner for head coach Keith Touchstone at Spring Hill High School...played outfield, first base and pitched...Honorable Mention All-State in 2019 and the Co-Pitcher of the Year...first-team all-district in 2018 and the All-East Texas Newcomer of the Year in 2017...finished 7-4 with a 1.70 ERA and 124 strikeouts in 78 innings pitched as a junior...ranked the No. 16 left-handed pitcher in Texas by Perfect Game.

PERSONAL Son of Tammy and Brandon Noah...has one brother, Colby...cousin Nick Clifton was an All-Conference baseball player at UT Tyler in 2010-11.



RIGHT-HANDED PITCHER
TRAVIS STHELE 39


HOMETOWN **San Antonio, Texas**
HIGH SCHOOL **Reagan**

BATS **RIGHT** THROWS **RIGHT** HEIGHT **6'0"** WEIGHT **198**

HIGH SCHOOL Four-year letterman and four-year starter as a shortstop and right-handed pitcher at Reagan High School for head coach Chans Chapman...helped lead his team to the 6A state finals in 2017 and 2018...named unanimous district Most Valuable Player in 2019...a 2019 first team Perfect Game Preseason Underclass All-American...No. 96 ranked player nationally by Prep Baseball Report and the No. 4 right-handed pitcher in Texas...participated in Area Code Games in Long Beach, California...also an All-District football player and first-team All-Area quarterback.

PERSONAL Son of Chad and Janet Sthele...Chad was an All-Conference football player at Angelo State...has one brother, Jared, who is a student at The University of Texas.

T 2021 NEWCOMERS




RHP/INFIELDER
AARON NIXON 41

HOMETOWN **McAllen, Texas**
HIGH SCHOOL **McAllen**

BATS **RIGHT** THROWS **RIGHT** HEIGHT **6'1"** WEIGHT **205**

HIGH SCHOOL Four-year starter at shortstop and right-handed pitcher for head coach Eliseo Pompa at McAllen High School...named to the All-State team in 2018 and 2019...2019 district Most Valuable Player and 2018 Defensive Player of the year...participated in the inaugural High School MLB All-Star game in Cleveland in 2019...2019 USA Baseball 18U National Team Trials participant and 2018 USA Baseball 17U National Team Development Program...No. 4 ranked shortstop in Texas and the 14th-ranked player overall in Texas by Perfect Game...also a quarterback on the football team, named district Offensive Newcomer of the Year in 2018.

PERSONAL Son of Beau and Diane Nixon...has one sister, Haley.




OUTFIELDER
DALTON PORTER 51

HOMETOWN **Leander, Texas**
HIGH SCHOOL **Rouse**

BATS **LEFT** THROWS **LEFT** HEIGHT **6'0"** WEIGHT **190**

HIGH SCHOOL Four-year letterman as an outfielder and pitcher for head coach Chad Krempin at Rouse High School...named third team All-State as a sophomore in 2018...first team All-District in 2017, 2018 and 2019...the district Newcomer of the Year as a freshman and named first team All-Central Texas as a sophomore...No. 7-ranked outfielder in Texas by Perfect Game and Prep Baseball Report...No. 63 player overall in Texas by Perfect Game.

PERSONAL Son of Don and Shandalyn Porter...has one sister, Ashlyn...mother, Shandalyn, graduated from The University of Texas.



RIGHT-HANDED PITCHER
DREW SHIFFLET 54


HOMETOWN **Woden, Texas**
HIGH SCHOOL **Woden**

BATS **RIGHT** THROWS **RIGHT** HEIGHT **6'0"** WEIGHT **188**

ANGELINA COLLEGE (2019-20) A 2019 NJCAA JUCO All-Star...posted a career 3.64 ERA in 84 innings pitched for Angelina with 101 strikeouts to just 21 walks...made five appearances as a sophomore in 2020 and pitched 26.1 innings with 28 strikeouts...as a freshman, pitched 57.2 innings with 73 strikeouts and recorded a 4-2 record...tossed a complete-game win over Wharton College in the Region XIV conference tournament.

HIGH SCHOOL A two-time first team All-State player for Woden High School...played in the 2018 Texas High School Baseball Coaches Association All-Star Game...two-time District MVP, first team All-District and the District Newcomer of the Year in 2015.

PERSONAL Son of Patrick and Joanna Shifflet.



RIGHT-HANDED PITCHER
LEBARRON JOHNSON JR 57

HOMETOWN **Jacksonville, Fla.**
HIGH SCHOOL **Paxon School**

BATS **RIGHT** THROWS **RIGHT** HEIGHT **6'4"** WEIGHT **207**

HIGH SCHOOL A four-year letterwinner and helped lead his team to the regional final as a junior in 2019...made two starts during shortened senior campaign and finished the season with a 1-1 record and an 0.88 ERA...struck out 19 batters in only eight innings pitched...compiled a 1.54 ERA and a 5-3 record as a junior...struck out 74 batters in 41 innings pitched...also batted .410 with six doubles, four triples and a homer...also finished 17-of-19 on stolen bases...160th-ranked prospect and 55th-ranked right-handed pitcher nationally, by Perfect Game...34th-ranked prospect and ninth-ranked right-handed pitcher in Florida

PERSONAL Son of Katina Johnson and Lebarron Johnson Sr.



T



T HEAD COACH DAVID PIERCE 22

FULL NAME **David Ray Pierce** DATE OF BIRTH **October 13, 1962** HOMETOWN **Houston, Texas**

HIGH SCHOOL **St. Pius X High School**
 JUNIOR COLLEGE **Wharton County Junior College**
 ALMA MATER **University of Houston, 1988**

DATE ANNOUNCED AS HEAD COACH **June 29, 2016**  **@DP5hookem**

A Texas native who has spent most of his 30-year career coaching in the state, David Pierce was named head baseball coach at The University of Texas on June 29, 2016. Pierce, just the fifth Longhorn head coach since 1911 (with the exception of the war years of 1943-45 when Blair Cherry was at the helm), is the 13th head coach in 122 years of Texas baseball.

Entering his fifth season as the Longhorns' head coach, Pierce has an overall record of 122-77 at Texas and a 319-186 mark in eight seasons as a Division I head coach.

In just his second season at the helm in 2018, Pierce was named Baseball America's National Coach of the Year after guiding the Longhorns to a 42-23 record and back to the College World Series for the first time since 2014. With a 17-7 mark in league play, Pierce, who was named the Big 12 Conference Coach of the Year, led his team to the Big 12 Conference title—the first conference title for Texas since 2011—and hosted both an NCAA Regional and an NCAA Super Regional. In the Austin Regional, the Longhorns went 3-0 with wins over Texas Southern, Texas A&M, and Indiana. In the Super Regional, Texas dropped game one to Tennessee Tech before taking games two and three to send Pierce to Omaha for the first time as head coach. The Longhorns finished ranked in the top eight in every major poll to close out the season and finished first in the nation in double plays (73) and ninth in triples (22). Under Pierce and his staff's tutelage, second baseman Kody Clemens completed one of the best offensive seasons in Texas history. A third-round draft pick by the Detroit Tigers, Clemens was named a unanimous first team All-American at second base, becoming the first to earn that honor under Pierce. Clemens, the ABCA National Player of the Year and a finalist for both the Dick Howser Trophy and the USA Baseball Golden Spikes Award, blasted 24 home runs on the year, good for second in the country and second-most in a single season in Texas Baseball history. Clemens also ranked nationally in total bases (second, 180), slugging percentage (fifth, .726), and RBI (12th, 72).

In his first season leading the Longhorns, Pierce led Texas to a 39-24 record, a 14-win improvement from the 2016 campaign. Texas came within one win of taking the Big 12 Conference tournament title before earning a No. 2 seed in the Long Beach Regional. Texas won its first two games of the regional before its season came to a close at the hands of LBSU. As a team, the Longhorns finished in the top 10 nationally in several statistical categories including double plays turned (fourth, 65), fielding percentage (fourth, .982), earned run average (ninth, 3.15), and hits allowed per nine innings (ninth, 7.60). Right-handed pitcher Morgan Cooper, a third team All-America selection, was taken in the second round of the MLB Draft, the first of 11 Longhorns to be selected in 2017, the most for any school. In Pierce's two seasons, a total of 16 Longhorns have been chosen in the draft.

The 57-year-old Pierce came to Texas from Tulane, where he spent the previous two seasons as head coach following a three-year stint at Sam Houston State in the same role. Pierce's teams have qualified for the NCAA tournament in seven years with him at the helm, and including his time as an assistant, Pierce was a part of programs that advanced to the postseason in 18 consecutive years, played in eight Super Regionals and reached five College World Series, winning a title in 2003 with Rice. In the summer of 2016, he was also named an assistant coach with the U.S. Collegiate National Team.

PLAYING CAREER

1982-83	Wharton County Junior College
1984-85	Houston

COACHING CAREER

1989-90	St. Pius X High School	Head Coach
1991	Rice	Assistant Coach
1992-95	Episcopal High School	Assistant Coach
1996-01	J. Frank Dobie High School	Head Coach
2001-02	Houston	Assistant Coach
2003-11	Rice	Assistant Coach
2012-14	Sam Houston State	Head Coach
2015-16	Tulane	Head Coach
2017-present	Texas	Head Coach

YEAR-BY-YEAR COACHING RECORD

Yr.	School	Record	Pct.	Conf.	Pct.	Postseason
2012	Sam Houston	40-22	.645	24-9 (1 st)	.727	NCAA Regional
2013	Sam Houston	38-22	.633	20-7 (1 st)	.741	NCAA Regional
2014	Sam Houston	43-19	.694	22-8 (1 st)	.733	NCAA Regional
2015	Tulane	35-25	.583	13-11 (T3 rd)	.542	NCAA Regional
2016	Tulane	41-21	.661	15-7 (1 st)	.682	NCAA Regional
2017	Texas	39-24	.619	11-12 (6 th)	.478	NCAA Regional
2018	Texas	42-23	.646	17-7 (1 st)	.708	World Series
2019	Texas	27-27	.500	7-16 (9 th)	.304	-
2020	Texas	14-3	.824	0-0 (NA)	.000	-
Total	8 seasons	319-186	.631	129-77	.626	

7 Regionals, 1 Super Regional, 1 College World Series

COACHING HONORS

2018	Baseball America National Coach of the Year
2018	Big 12 Conference Coach of the Year
2016	Assistant Coach - U.S. Collegiate National Team
2013	Southland Conference Coach of the Year
2012	Southland Conference Coach of the Year
2012	ABCA Regional Coach of the Year





HEAD COACH

DAVID PIERCE

4th season at Texas | 9th season as head coach

Joining the Tulane Green Wave in 2015, the Houston native guided the school into its first season in the American Athletic Conference. His team posted a school-record nine shutouts, which ranked fourth in the nation, en route to a 35-25 record and the program's first regional appearance since 2008.

Pierce's second season at Tulane brought even more success as he led the 2016 Green Wave to a 41-21 record, a regular season AAC championship and a second-consecutive regional appearance. The 41 wins were the most for the program since 2006. The team led the nation with 13 shutouts and ranked in the top 25 in both ERA (23rd/3.24) and WHIP (25th/1.24), while belting out 66 home runs, which was tied for 13th nationally. Tulane produced two third-round picks in the 2016 Major League Baseball Draft in catcher Jake Rogers and shortstop Stephen Alemais with Rogers becoming Tulane's highest draft pick since 2008. Seven players earned All-AAC honors, including four first-team selections, while starting pitcher Ross Massey was named freshman All-America after leading the conference and tying for 18th in the nation in victories (10).

In three seasons as head coach at Sam Houston State, Pierce compiled a record of 121-63 (.658). During his tenure, the Bearkats made three straight NCAA Regional appearances for just the second time in program history. Sam Houston State was crowned Southland Conference champions in each of his three seasons (the program's only previous league title came in 1989), and Pierce was named the conference coach of the year in both 2012 and 2013. The recognition in back-to-back years made him the first Southland Conference coach to earn consecutive honors since UTSA's Sherman Corbett (2007-08).

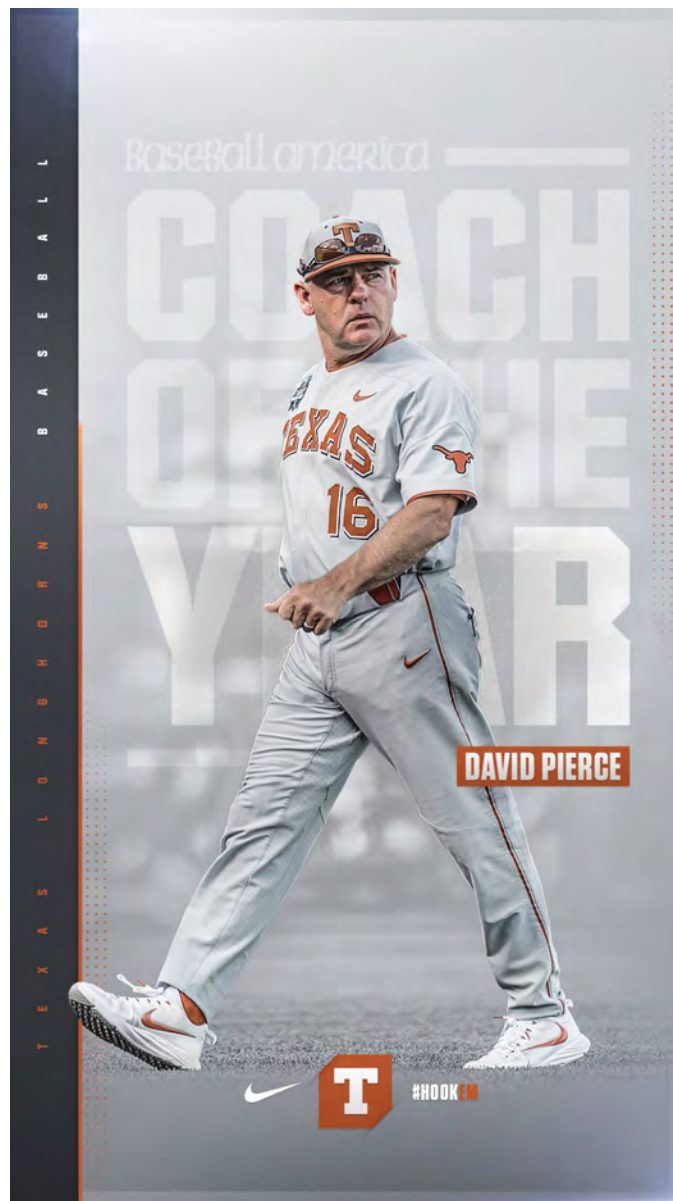
In his first season as head coach in 2012, the Bearkats were ranked in each of the major Division I polls for the first time in program history. He was honored as an American Baseball Coaches Association (ABCA) Regional Coach of the Year that season. In 2014, his final season in Huntsville, Pierce guided SHSU to a 43-19 record, the second-highest single-season win total for the Bearkats since they joined Division I in 1987. The team ranked in the top 25 in the nation and second in the conference in both ERA (17th/2.73) and hits (25th/610). It also led the conference in scoring (5.7 rpg), home runs (31) and slugging percentage (.390).

Throughout his three-year tenure at Sam Houston State, Pierce tutored eight MLB Draft selections. Of those picks, three came in the top-10 rounds, including fourth-round selection (No. 119 overall) Cody Dickson, the highest-ever pick out of Sam Houston State.

Before taking over at Sam Houston State, Pierce spent the previous nine seasons as an assistant coach at Rice. He served as hitting coach from 2003-05 before taking over as pitching coach from 2006-11. Under his tutelage, the 2003 Owls hit .313 with 51 homers and 449 RBI en route to the school's first-ever national title. In six seasons as the Owls' pitching coach, Pierce helped produce five staffs whose ERAs ranked in the NCAA top 30, peaking with the fourth-best mark in the nation in 2007. On that 2007 squad, two Pierce-coached pitchers received major Conference USA awards as Ryne Tacker was named C-USA Pitcher of the Year and Ryan Berry earned freshman of the year honors. Berry also earned Collegiate Baseball freshman of the year honors. In that year alone, eight Owl pitchers were selected in the MLB Draft, including the 19th overall pick, Joe Savery.

From 2006-11 under Pierce, 27 Owls pitchers were chosen in the MLB Draft, eight of which were selected in the first 10 rounds. In that span, Pierce tutored six NCAA All-America selections, two freshman All-America selections and a pair of CoSIDA Academic All-Americans in Eddie Degerman (2006) and Tacker (2007).

A native of Houston, Pierce was born on October 13, 1962. He and his wife, Susan, have two children – a daughter, Chelsea, who graduated from The University of Texas in 2012 and is married to husband Bryan Caffey, and a son, Shea, who played for his father at both Sam Houston (2012-15) and Tulane (2016).



IN JUST HIS **SECOND SEASON** AT THE HELM, PIERCE WAS NAMED **BASEBALL AMERICA'S NATIONAL COACH OF THE YEAR** AFTER GUIDING THE LONGHORNS TO A 42-23 RECORD AND BACK TO **THE COLLEGE WORLD SERIES** FOR THE FIRST TIME SINCE 2014.



T



ASSISTANT COACH
SEAN ALLEN 9

DATE OF BIRTH **June 27, 1979** HOMETOWN **Carlsbad, N.M.**

HIGH SCHOOL **Carlsbad High School**
ALMA MATER **University of Houston, 2001**

DATE ANNOUNCED AS ASSISTANT COACH **July 1, 2016**  **@SeanAllen3**

Sean Allen has served on David Pierce's staffs for the last nine seasons at Texas, Tulane and Sam Houston State. Most recently, Allen was associate head coach for the Green Wave before being named assistant coach at Texas on June 30, 2016.

Allen transitioned to the role of pitching coach in 2020 and continues as the Longhorns' recruiting coordinator, after serving as the Texas hitting coach and recruiting coordinator from 2017-19. The pitching staff flourished under Allen during the shortened 2020 season, compiling a 2.59 ERA with 168 strikeouts in 153 innings. Junior RHP Bryce Elder was named to the shortened-season Collegiate Baseball Newspaper All-America second team and freshman LHP was named as a Freshman All-American by Collegiate Baseball Newspaper.

In 2018, Allen helped the Longhorns to a .271 batting average, a .431 slugging percentage, and 62 home runs, the highest marks for a Texas team in the BBCOR era. With help from Allen, second baseman Kody Clemens produced one of the most impressive offensive seasons in Longhorns history to earn unanimous first team All-America honors. Additionally, under Allen's guidance, the Longhorns' 2018 recruiting class ranked No. 9 by Perfect Game.

Allen has strong ties to Texas thanks to his time with Pierce and his four-year playing career at the University of Houston (1998-2001), where he also coached from 2002-2007.

The Carlsbad, N.M., native came to the Longhorns with 15 years of coaching experience at the collegiate level. While at Tulane, he was Pierce's lead recruiter, playing a major part in leading Tulane to NCAA Regional appearances in both of his seasons in New Orleans.

In addition to recruiting, Allen worked primarily with hitters and infielders. Under his guidance, the Tulane offense pounded out 66 home runs to lead the American Athletic Conference and rank 13th in the nation in 2016. Tulane had three players hit double-digit home runs in a single season for the first time since 2005, while leading the AAC in slugging percentage (.423) and ranking second in runs scored (355), RBI (324) and walks (258).

Five hitters earned all-conference honors, including shortstop Stephen Alemais, who became a 2016 All-AAC First Team selection and a third-round pick (No. 105 overall) of the Pittsburgh Pirates in this year's Major League Baseball Draft.

Prior to Tulane, Allen served as an assistant coach with Pierce at Sam Houston State for three seasons. There, he helped the Bearkats to three straight Southland Conference titles, while receiving NCAA Regional berths in each of those seasons. In 2014, the team ranked 25th in the nation and second in the conference in hits (610). It also led the conference in scoring (5.7 rpg), home runs (31) and slugging percentage (.390).

From 2008 to 2011, Allen served as an assistant coach at Florida International University, where he was recruiting coordinator and pitching coach and assisted with the infielders. Allen helped the Panthers put together a 130-103-1 record, while also earning NCAA Regional berths in 2010 and 2011, and capturing the Sun Belt Conference title in 2010.

PLAYING CAREER

1998-01 Houston

COACHING CAREER

2002	Houston	Student Assistant
2003-07	Houston	Assistant Coach
2008-11	Florida International	Assistant Coach
2012-14	Sam Houston State	Assistant Coach
2015	Tulane	Assistant Coach
2016	Tulane	Associate Head Coach
2017-present	Texas	Assistant Coach

In his first full season as pitching coach in 2009, Allen was instrumental in turning around FIU's staff. After finishing at or near the bottom of the Sun Belt in 2008 in various categories, his tutelage turned the Panthers' staff into one of the conference's best. For most of 2009, FIU led the conference in ERA, while the Panthers finished with the lead in strikeouts and surrendered the fewest walks with a single-season school record low of 88.

Allen's coaching career began as a student assistant with Houston in 2002 where he worked with the UH infield and coached first base. He spent the next five seasons as an assistant coach with the Cougars, helping guide UH to NCAA Tournament appearances in 2002, 2003 and 2006.

As Houston's hitting and infield coach, Allen played a major role in the offensive development of Brad Lincoln, a consensus All-American who was named the National Player of the Year by four different outlets in 2006. That same season, Allen's lineup hit 71 home runs, the fifth-highest total in UH single-season history, while batting .314 and slugging .544.

A four-year letterman with the Cougars from 1998 to 2001, Allen concluded his playing career as UH's all-time leader with 542 assists. During that time, the Cougars competed in an NCAA Super Regional and advanced to NCAA postseason play in three consecutive seasons.

Allen earned his bachelor's degree in sports administration from Houston in 2001. He is married to the former Stephanie Beyelia, a former soccer standout at UH.





T ASSISTANT COACH
PHILIP MILLER 12

DATE OF BIRTH **October 3, 1983** HOMETOWN **Clinton, La.**

HIGH SCHOOL **University High School (La.)**

ALMA MATER **Northwestern State University, 2005; MASTER'S DEGREE Sam Houston State, 2010**

DATE ANNOUNCED AS ASSISTANT COACH **July 1, 2016** **@UTMiller12**

Philip Miller has spent each of the last nine seasons as an assistant coach under David Pierce at Texas, Tulane (2015-16) and Sam Houston State (2012-14). Miller joined the Longhorns staff as assistant coach on July 1, 2016.

Miller works primarily with catchers and outfielders, and assists with both hitters and recruiting.

Miller's outfielders led the Longhorns in hitting during the shortened 2020 season, with Austin Todd, Duke Ellis and Eric Kennedy sitting atop the stat sheet. Todd was set for an outstanding season, batting .375 with four doubles, a triple and one homer as well as 15 RBI and 14 runs scored, before the season was cut short.

Miller tutored Tulane catcher Jake Rogers, who was one of the best defensive catchers in college baseball during his time with the Green Wave. In his career, Rogers — the Houston Astros' third-round selection in the 2016 MLB Draft and an All-AAC First Team member — gunned down 83-of-146 (.568) potential base stealers, including 27-of-43 (.628) in 2016. Tulane's three catchers also helped the pitching staff lead the nation with 13 shutouts.

In three seasons with Pierce at Sam Houston State — Miller's second stint with the SHSU program — Miller was instrumental in helping the Bearkats to each of their Southland Conference titles and NCAA Regional appearances. From 2012 to 2014, those SHSU squads racked up 40, 38 and 43 wins, respectively. The 43 wins marked the second-highest total for the Bearkats since their jump to Division I in 1987. In 2012, Sam Houston State earned national rankings in each of the major collegiate baseball polls (ranking as high as No. 20) for the first time in program history.

Miller coached the 2014 Southland Conference Player of the Year and Student-Athlete of the Year, Anthony Azar. The Bearkats' catcher, led the league in total bases (127) and ranked second in the Southland in hits (86), RBI (49) and slugging percentage (.543) and third in batting average (.368), home runs (nine) and on-base percentage (.450), on his way to being named the league's top player.

In 2010 and 2011, Miller was an assistant coach at his alma mater, Northwestern State (La.). There, he served as infield and defensive coach, while also handling first base coaching duties. During the 2010 season, he helped a league-high seven NSU student-athletes to All-Southland Conference honors.

Miller held his first assistant coaching role at Sam Houston State from 2007 to 2009 where he was the outfield and first base coach, while assisting hitters, infielders and catchers. He coached three All-Americans and six All-Southland Conference outfielders, helping guide the Bearkats to NCAA Regional appearances in each of his three seasons.

Following his playing career at Northwestern State, Miller served as a volunteer coach at his alma mater for the 2006 season. During his freshman and senior seasons, the Demons took home the regular season Southland Conference title, earning a bid to an NCAA Regional in 2005 as an at-large selection.

PLAYING CAREER

2002-05 Northwestern State

COACHING CAREER

2007-09	Sam Houston State	Assistant Coach
2010-11	Northwestern State	Assistant Coach
2012-14	Sam Houston State	Assistant Coach
2015-16	Tulane	Assistant Coach
2017-present	Texas	Assistant Coach

The Clinton, La., native earned his bachelor's in business administration from Northwestern State in 2005 and his master's in education from Sam Houston State in 2010. He is married to former NSU softball standout Lyndsey (Gorski) Miller and the couple has two daughters, Meredith Mae and Morgan Michelle, and one son, Colt Templet.



T



ASSISTANT COACH
TROY TULOWITZKI 5

DATE OF BIRTH **October 10, 1984** HOMETOWN **Santa Clara, Calif.**

HIGH SCHOOL **Fremont High School (Calif.)**
 ALMA MATER **Long Beach State University**

DATE ANNOUNCED AS ASSISTANT COACH **July 25, 2019**

13-year Major League Baseball veteran and five-time All-Star, Troy Tulowitzki enters his second season as an assistant coach with Texas Baseball in 2021. Following the announcement of his retirement from professional baseball, Tulowitzki joined the Longhorns staff on July 25, 2019.

Tulowitzki works with the infielders and hitters. During his first season on the Forty Acres he worked with a young group of infielders, including freshman shortstop Trey Faltine who made a strong impression and started all 17 games before the season was cut short. Tulowitzki also helped Austin Todd produce big numbers at the plate, batting .375 with four doubles, a triple and one homer as well as 15 RBI and 14 runs scored.

In addition to his five All-Star selections, Tulowitzki was a two-time Gold Glove Award winner and a two-time Silver Slugger Award winner. He spent 10 seasons with the Colorado Rockies, before joining the Toronto Blue Jays from 2015-17 and finishing his career with the New York Yankees in 2019.

A career .290 hitter, Tulowitzki finished his MLB career with 1,391 hits, 264 doubles, 225 home runs and 780 RBI. His 225 homers are the 12th-most ever by an MLB shortstop. Tulowitzki is one of just four shortstops in MLB history to compile a .984 career fielding percentage or better.

After making his Major League debut in 2006, Tulowitzki helped lead the Rockies to the 2007 National League Championship and the franchise's first World Series appearance. In 2007, he led all MLB shortstops in fielding percentage (.987), putouts (262), total chances (834), assists (561), and double plays turned (114).

In 2010, Tulowitzki was named to his first All-Star team, finished fifth in voting for National League MVP and won the Gold Glove and Silver Slugger award. He raked in the honors again in 2011, being named an All-Star, Gold Glove and Silver Slugger and finishing eighth in MVP voting.

Tulowitzki was named an All-Star for the final time in 2015 and finished the season in Toronto after being traded to the Blue Jays in July. He helped lead Toronto to the American League Championship Series, falling just shy of the World Series.

A two-time All-American and three-time All-Conference player, Tulowitzki was selected with the seventh overall pick of the 2005 MLB Draft out of Long Beach State. In 2004, Tulowitzki was named the Most Valuable Player

PLAYING CAREER

2003-05	Long Beach State
2004	USA Baseball Collegiate National Team
2006-15	Colorado Rockies
2015-17	Toronto Blue Jays
2019	New York Yankees

PLAYING HONORS

2003-05	All-Big West Conference
2004-05	All-American
2007	National League Rookie of the Month (August)
2007	Topps Major League Rookie All-Star Team
2010-11	MLB All-Star
2010-11	Gold Glove Award Winner
2010-11	Silver Slugger Award Winner
2013-15	MLB All-Star

COACHING CAREER

2020-present	Texas	Assistant Coach
--------------	-------	-----------------

of the Palo Alto Regional. Following the season, Tulowitzki was a 2004 selection to the USA Collegiate National Team and helped win the Gold Medal at the FISU World University Championships. He was inducted into the Long Beach State Hall of Fame in 2013.

Tulowitzki married his wife Danyll in 2009 and the couple have a son, Taz.



T 2021 COACHES & STAFF



BASEBALL OPERATIONS **DREW BISHOP**

13th season at Texas

DATE OF BIRTH **September 14, 1985**

HOMETOWN **Dallas, Texas**

HIGH SCHOOL **Rockwall High School**

ALMA MATER **Texas, 2008**

TWITTER **@drewhbishop**

Drew Bishop is in his 13th season on the Longhorns' staff as the Director of Baseball Operations after finishing his playing career for UT in 2008.

He directs the team's day-to-day operations, including team travel, overseeing camps and on-campus recruiting visits, along with helping organize the yearly Alumni Weekend, planning the budget, and scheduling.

The Dallas native played four seasons for late head coach Augie Garrido after a standout career at Rockwall High School. During his playing time with the Longhorns, Texas went 182-76 (.705) including winning the 2005 College World Series.

Bishop earned the Longhorn Academic Spirit Award in 2006 and 2007, the UT Teammate of the Year Award in 2007 and 2008, and the Student Services Most Inspired Performance Award in 2008. He was also a member of the 2008 Academic All-Big 12 first team and earned his degree in sport management in 2008.

Bishop and his wife, Mary, have a son, Coy.



ASSISTANT COACH
FOR ATHLETIC
PERFORMANCE

MATT COUCH

2nd season at Texas



ASSISTANT
ATHLETIC
TRAINER

TOM MENDEZ

2nd season at Texas



DIRECTOR OF
PLAYER
DEVELOPMENT

CARLI TODD

6th season at Texas



DIRECTOR OF
PLAYER PERSONNEL
& ANALYTICS

RYAN MONSEVALLES

10th season at Texas



ASSISTANT
SPORTS
DIETITIAN

KATIE MCINNIS

7th season at Texas



ATHLETIC FIELD
AND TURF
SPECIALIST

ANDREW POWERS

1st season at Texas



ASSISTANT
TICKET
MANAGER

NEEL NAROTAM

7th season at Texas



EXECUTIVE
ASSISTANT

HEATHER VACEK

21st season at Texas



DIRECTOR OF
EVENTS

JEREMY ARMSTRONG

9th season at Texas





2020 OVERALL STATISTICS

Player	AVG	GP-GS	AB	R	H	2B	3B	HR	RBI	TB	SLG%	BB	HBP	SO	GDP	OB%	SF	SH	SB-ATT	PO	A	E	FLD%
Todd, Austin	.375	17-17	72	14	27	4	1	1	15	36	.500	5	2	12	1	.430	0	0	2-4	18	3	1	.955
Ellis, Duke	.302	17-15	53	11	16	2	1	0	1	20	.377	12	2	15	0	.441	1	3	7-7	32	0	2	.941
Kennedy, Eric	.288	17-17	59	11	17	1	0	1	13	21	.356	9	1	12	0	.380	2	0	8-8	17	2	0	1.000
Zubia, Zach	.288	17-17	59	8	17	3	0	3	21	29	.492	7	2	14	0	.356	5	0	0-1	159	9	3	.982
Faltine, Trey	.259	17-17	58	12	15	3	0	1	7	21	.362	6	2	11	1	.343	1	2	2-3	18	57	2	.974
Stehly, Murphy	.256	13-12	39	7	10	4	0	1	10	17	.436	1	1	8	0	.286	1	1	1-1	9	24	1	.971
Williams, Cam	.250	1-11	40	9	10	2	0	1	9	15	.375	6	1	12	1	.362	0	1	0-0	6	26	1	.970
Ardoin, Silas	.241	11-8	29	7	7	1	0	0	4	8	.276	5	1	5	0	.371	0	1	0-0	82	5	3	.967
Petrinsky, DJ	.178	14-11	45	5	8	2	0	2	5	16	.356	4	0	8	0	.240	1	0	0-0	85	6	1	.989
Hodo III, Douglas	.147	16-12	34	7	5	0	0	1	4	8	.235	12	0	18	0	.370	0	0	2-2	7	0	0	1.000
Dixon, Brenden	.065	14-9	31	2	2	0	0	1	3	5	.161	3	0	11	1	.147	0	1	0-1	9	21	1	.968

Powell, Peyton	.364	6-3	11	5	4	3	0	1	2	10	.909	4	0	2	0	.533	0	0	1-1	0	0	0	.000
Duplantier II, And	.000	3-2	7	1	0	0	0	0	0	0	.000	1	0	3	0	.125	0	0	0-0	7	4	0	1.000
Ford, Lance	.000	4-1	2	1	0	0	0	0	0	0	.000	4	0	1	0	.667	0	0	0-0	0	5	1	.833
Madden, Ty	.000	1-1	0	0	0	0	0	0	0	0	.000	0	0	0	0	.000	0	0	0-0	0	2	0	1.000
Totals	.256	17-17	539	100	138	25	2	13	94	206	.382	79	12	132	4	.357	11	9	23-28	459	183	19	.971
Opponents	.203	17-17	561	55	114	17	5	9	49	168	.299	50	21	168	6	.292	2	6	12-14	430	149	13	.978

LOB - Team (120), Opp (126).
 DPs turned - Team (7), Opp (4).
 Picked off - Ellis 1, Todd 1.

Player	ERA	W-L	APP	GS	CG	SHO/CB	SV	IP	H	R	ER	BB	SO	2B	3B	HR	AB	B/Avg	WP	HBP	BK	SFA	SHA
Hansen, Pete	0.00	2-0	6	1	0	0/1	1	17.0	9	1	0	2	18	0	0	0	57	.158	0	1	0	0	0
Stevens, Tristan	1.50	2-0	8	0	0	0/0	0	6.0	5	1	1	3	6	2	0	0	22	.227	1	0	0	0	1
Merryman, Dawson	1.74	3-0	7	0	0	0/1	0	10.1	3	3	2	2	10	0	0	1	33	.091	0	1	0	0	1
Madden, Ty	1.80	3-0	4	4	1	0/1	0	25.0	18	7	5	4	26	8	1	2	92	.196	1	0	0	0	1
Duplantier II, And	2.00	0-0	8	0	0	0/1	3	9.0	4	2	2	3	13	2	0	0	31	.129	0	1	0	0	0
Elder, Bryce	2.08	2-1	4	4	0	0/1	0	26.0	18	8	6	7	32	0	1	1	94	.191	1	5	0	0	2
Kubichek, Kolby	2.79	2-1	4	2	0	0/0	0	9.2	8	4	3	5	8	0	1	0	38	.211	1	0	0	0	0
Cobb, Coy	4.02	0-0	4	4	0	0/0	0	15.2	16	9	7	7	11	1	0	1	61	.262	1	4	0	0	0
Fields, Kamron	5.40	0-0	4	0	0	0/0	0	5.0	4	3	3	2	5	0	0	2	18	.222	1	0	0	1	0
Quintanilla, Cole	8.31	0-0	5	1	0	0/0	0	8.2	11	9	8	6	11	1	1	1	36	.306	2	1	0	0	1

Walbridge, Sam	0.00	0-0	6	0	0	0/0	0	3.1	3	0	0	3	4	0	0	0	13	.231	1	2	0	0	0
Wallace, Austin	0.00	0-0	2	0	0	0/0	0	2.0	1	0	0	2	5	0	0	0	7	.143	2	1	0	0	0
Bryant, Mason	0.00	0-0	3	0	0	0/0	0	1.2	2	0	0	0	1	1	0	0	7	.286	0	0	0	0	0
Eckhardt, Justin	0.00	0-0	1	0	0	0/0	0	1.0	0	0	0	0	0	0	0	0	3	.000	0	0	0	0	0
Meaney, Owen	2.08	0-1	3	1	0	0/0	0	4.1	2	1	1	1	4	0	0	0	15	.133	0	2	0	0	0
Diaz, Donny	4.15	0-0	5	0	0	0/0	2	4.1	5	3	2	1	6	1	0	1	18	.278	0	1	0	0	0
Southard, Jared	7.71	0-0	3	0	0	0/1	0	2.1	1	2	2	1	6	0	0	0	8	.125	1	2	0	0	0
Swope, Will	10.80	0-0	2	0	0	0/0	0	1.2	4	2	2	1	2	1	1	0	8	.500	0	0	0	1	0
Totals	2.59	14-3	17	17	1	2/2	6	153.0	114	55	44	50	168	17	5	9	561	.203	12	21	0	2	6
Opponents	5.84	3-14	17	17	0	0/0	2	143.1	138	100	93	79	132	25	2	13	539	.256	16	12	1	11	9

PB - Team (2), Ardoin 1, Petrinsky 1, Opp (4).
 Pickoffs - Team (1), Merryman 1, Opp (2).
 SBA/ATT - Petrinsky (6-7), Ardoin (6-7), Stevens (3-3), Elder (1-2), Wallace (1-1), Southard (1-1), Quintanilla (1-1), Meaney (1-1), Hansen (1-1), Kubichek (1-1), Diaz (1-1), Cobb (1-1), Madden (0-1).





2020 RESULTS

#	GAME	FINAL	WP	LP	SAVE	W-L	BIG 12 W-L	ATT.	HOME TOT.	TIME
1	2/14 at Rice	W, 7-4	Elder (1-0)	DeLeon (0-1)	Diaz (1)	1-0	0-0	3,044	-	2:45
2	2/15 at Rice	W, 4-0	Madden (1-0)	Brodgdon (0-1)	-	2-0	0-0	4,001	-	2:43
3	2/16 at Rice	W, 5-4	Stevens (1-0)	Bordwine (0-1)	Diaz (2)	3-0	0-0	3,485	-	3:12
4	2/18 vs. UTSA	W, 6-2	Stevens (2-0)	Jones (0-1)	Hansen (1)	4-0	0-0	4,424	4,424	3:06
5	2/19 vs. Lamar	W, 6-1	Kubichek (1-0)	Hranicky (0-1)	-	5-0	0-0	3,999	8,423	3:12
6	2/21 vs. Boise State	W, 7-0	Elder (2-0)	Weston (0-1)	-	6-0	0-0	4,876	12,299	2:49
7	2/22 vs. Boise State	W, 2-1	Madden (2-0)	Omlid (0-1)	-	7-0	0-0	5,739	19,038	2:14
8	2/23 vs. Boise State	W, 7-5 (10)	Merryman (1-0)	Flesland (0-1)	-	8-0	0-0	5,124	24,162	3:07
9	2/25 vs. Sam Houston State	W, 4-1	Hansen (1-0)	Rogers (0-1)	Duplantier (1)	9-0	0-0	4,750	28,912	2:59
10	2/28 vs. #11 LSU^	L, 4-3	Henry (2-1)	Elder (2-1)	Hill (1)	9-1	0-0	15,735	28,912	2:44
11	2/29 vs. #6 Arkansas^	W, 8-7	Madden (3-0)	Wicklander (2-1)	Duplantier (2)	10-1	0-0	15,972	28,912	3:01
12	3/1 vs. Missouri^	L, 9-8	Wilhelm (1-0)	Kubichek (1-1)	Dillard (2)	10-2	0-0	11,528	28,912	3:42
13	3/3 vs. Arizona	L, 8-6	Vannelle (1-0)	Meaney (0-1)	-	10-3	0-0	4,552	33,464	4:35
14	3/6 vs. Cal State Fullerton	W, 6-1	Merryman (2-0)	Bibee (1-3)	-	11-3	0-0	5,611	39,075	3:22
15	3/7 vs. Cal State Fullerton	W, 4-3	Hansen (2-0)	Groeneweg (0-1)	Duplantier (3)	12-3	0-0	5,806	44,881	3:04
16	3/8 vs. Cal State Fullerton	W, 8-4	Merryman (3-0)	Magrasi (0-3)	-	13-3	0-0	5,957	50,838	3:00
17	3/11 vs. Abilene Christian	W, 9-1	Kubichek (2-1)	Krawietz (0-1)	-	14-3	0-0	5,068	55,906	3:07





2020 GAMES SUMMARY

INNING-BY-INNING SUMMARY

	1	2	3	4	5	6	7	8	9	Extra	Total
Texas	14	18	10	17	12	6	14	5	2	2	100
Opponents	4	11	2	11	3	11	4	2	7	0	55

WIN-LOSS SUMMARY

Total.....	14-3	Shutouts.....	2-0	After 6 tied.....	1-0	Made 1 error.....	5-2
Conference.....	0-0	Scoring 0-2 runs.....	1-0	After 7 leading.....	14-0	Made 2+ errors.....	3-1
Non-Conf.....	14-3	Scoring 3-5 runs.....	4-1	After 7 trailing.....	0-3	Opp. made 0 errors.....	7-2
Home.....	10-1	Scoring 6-9 runs.....	9-2	After 7 tied.....	0-0	Opp. made 1 error.....	4-1
Away.....	3-0	Scoring 10+ runs.....	0-0	After 8 leading.....	14-0	Opp. made 2+ errors.....	3-0
Neutral.....	1-2	Opponent 0-2 runs.....	8-0	After 8 trailing.....	0-3	Out-hit opponent.....	11-1
Day.....	6-1	Opponent 3-5 runs.....	5-1	After 8 tied.....	0-0	Out-hit by opponent.....	2-2
Night.....	8-2	Opponent 6-9 runs.....	1-2	Hit 0 home runs.....	6-2	Hits are tied.....	1-0
vs Left.....	5-0	Opponent 10+ runs.....	0-0	Hit 1 home run.....	5-1	MISCELLANEOUS	
vs Right.....	9-3	Scored in 1st inning.....	9-0	Hit 2+ home runs.....	3-0	Longest winning streak.....	5
1-Run games.....	4-2	Scores first.....	10-0	Opponent 0 home runs.....	10-0	Longest losing streak.....	6
2-Run games.....	1-1	Opp. scores first.....	4-3	Opponent 1 home run.....	3-2	Home att.	175,768 (Avg: 5,858)
5+Run games.....	4-0	After 6 leading.....	12-0	Opponent 2+ HRs.....	1-1	Away att.	68,721 (Avg: 3,123)
Extra inns.....	1-0	After 6 trailing.....	1-3	Made 0 errors.....	6-0	Total att.	244,489 (Avg: 4,701)

RECORD WHEN TEXAS SCORES:

Runs	0	1	2	3	4	5	6	7	8	9	10+
W-L	0-0	0-0	1-0	0-1	3-0	1-0	3-1	3-0	2-1	1-0	0-0

RECORD WHEN OPPONENT SCORES:

Runs	0	1	2	3	4	5	6	7	8	9	10+
W-L	2-0	5-0	1-0	1-0	3-1	1-0	0-0	1-0	0-1	0-1	0-0

RECORD WHEN LEADING AFTER:

Inn.	1	2	3	4	5	6	7	8
W-L	9-0	10-0	10-0	10-1	11-2	12-0	14-0	14-0

RECORD WHEN TRAILING AFTER:

Inn.	1	2	3	4	5	6	7	8
W-L	2-2	3-3	2-2	1-2	1-1	1-3	0-3	0-3

RECORD WHEN TIED AFTER:

Inn.	1	2	3	4	5	6	7	8
W-L	3-1	1-0	2-1	3-0	2-0	1-0	0-0	0-0





2020 MISCELLANEOUS STATS

MULTIPLE HIT GAMES					
	<u>2</u>	<u>3</u>	<u>4</u>	<u>5+</u>	<u>Total</u>
Todd, Austin	6	3	-	-	9
Ellis, Duke	6	-	-	-	6
Kennedy, Eric	3	1	-	-	4
Stehly, Murphy	3	1	-	-	4
Zubia, Zach	3	1	-	-	4
Faltine, Trey	2	-	-	-	2
Petrinsky, DJ	1	-	-	-	1
Ardoin, Silas	1	-	-	-	1
Hodo III, Douglas	1	-	-	-	1
Williams, Cam	1	-	-	-	1
Powell, Peyton	1	-	-	-	1
TEAM	28	6	0	0	34

MULTIPLE RBI GAMES					
	<u>2</u>	<u>3</u>	<u>4</u>	<u>5+</u>	<u>Total</u>
Zubia, Zach	4	1	1	-	6
Kennedy, Eric	3	-	1	-	4
Williams, Cam	4	-	-	-	4
Todd, Austin	2	1	-	-	3
Petrinsky, DJ	2	-	-	-	2
Stehly, Murphy	1	1	-	-	2
Ardoin, Silas	1	-	-	-	1
TEAM	17	3	2	0	22

HITTING STREAKS		
	<u>LONGEST</u>	<u>CURRENT</u>
Todd, Austin	8	4
Faltine, Trey	6	3
Ellis, Duke	6	-
Petrinsky, DJ	5	-
Kennedy, Eric	5	-
Ardoin, Silas	5	1
Zubia, Zach	4	2
Stehly, Murphy	3	1
Williams, Cam	3	1
Dixon, Brenden	2	-
Powell, Peyton	2	-
Hodo III, Douglas	1	-

REACHED BASE STREAKS		
	<u>LONGEST</u>	<u>CURRENT</u>
Todd, Austin	17	17
Ellis, Duke	12	3
Kennedy, Eric	9	6
Faltine, Trey	8	8
Ardoin, Silas	7	2
Zubia, Zach	7	7
Petrinsky, DJ	6	-
Williams, Cam	5	5
Hodo III, Douglas	5	-
Dixon, Brenden	4	-
Ford, Lance	3	3
Stehly, Murphy	3	1
Powell, Peyton	3	2
Duplantier II, Andre	1	1



LONGHORNS COACHING GREATS

W.J. (UNCLE BILLY) DISCH

The late William J. (Uncle Billy) Disch, who coached the Texas Longhorns for 29 years (1911-39) and served as advisory coach for a dozen more seasons, guided Texas baseball teams to 513 victories against only 180 defeats. While compiling a career .740 winning percentage, Disch coached 20 Southwest Conference championship teams.

His outstanding service to The University, as a person and a coach, has endeared him to the memory of his players and others closely connected with Longhorns athletics. Honors that have come to him include induction into the Longhorn Hall of Honor and election to both the Texas Sports Hall of Fame and the American Baseball Coaches Association Hall of Fame.

While his teams competed in an era when there were no NCAA playoffs, at least six of his teams would have been in strong contention had such a prize been awarded. Among his more famous squads were 1914 (30-5), 1919 (22-3), 1924 (29-1), 1927 (16-6), 1930 (30-8) and 1939 (18-6).

Writers referred to him as the Connie Mack of college baseball, an apt sobriquet because he resembled the famous Philadelphia owner-manager both physically and strategically.



BIBB FALK

The Texas baseball program suffered its biggest loss of the 1989 season when Bibb Falk passed away on June 8 in Austin at the age of 90.

Falk, who upon his retirement in 1967 was named to the College Baseball Coaches Hall of Fame and has also been elected to the Longhorn Hall of Honor, won a pair of National Championships and 20 Southwest Conference (SWC) titles in 25 years at UT. He posted 478 career victories against 176 losses for a .730 winning percentage, and recorded a 278-84 (.768) mark in SWC games.

He also coached nine consecutive SWC championship teams from 1946-54. During that time, Texas won 111 conference games while losing only 19. That span included his two CWS title clubs in 1949 and 1950. Notably, Falk currently ranks among the top 15 Division I coaches all-time in CWS history for appearances (10), games (37), winning percentage (.541) and victories (20).

After graduating from UT in 1920 with three baseball letters, Falk went straight to the Chicago White Sox, where he replaced the legendary "Shoeless" Joe Jackson in left field. Falk had a .314 career batting average in the majors and once hit .352. He also drove in 99 or more runs in three consecutive years and led the American League in pinch hits over the final two years of his career with the Cleveland Indians.



CLIFF GUSTAFSON

As Bibb Falk prepared to retire after the 1967 season, Athletic Director Darrell Royal set out to find a replacement.

When Royal placed his first (and only) call, it was to a San Antonio high school coach by the name of Cliff Gustafson. Royal called him and said "Hello, this is Darrell Royal."

Gustafson thought to himself, "Oh yeah, well this is Roy Rogers."

Soon after, Gustafson was named to replace his mentor as Texas Baseball coach. Twenty-nine years later, Coach Gus was the all-time winningest coach in the history of NCAA Division I baseball. He guided Texas to 22 Southwest Conference (SWC) titles, an NCAA-record 17 College World Series (CWS) appearances and two national titles.

Along the way he produced countless professional baseball players and by his count several lawyers, doctors and business executives. In fact, he's just as proud to have produced three orthopedic surgeons as he is of any of the many professional players who studied under him.

Gustafson played middle infield at Texas in the early 1950s and earned a varsity letter in 1952 as he posted a career .308 batting average. After a short stint in a semi-pro league, Gustafson became a junior high basketball coach at South San ISD in south San Antonio. Following the respective firing and resignation of two coaches, Gustafson found himself being moved into the high school baseball coach position in 1955.

Thirteen years later his teams had won 12 district titles and seven state crowns. He amassed a 344-85-5 record and his 1967 squad was a perfect 39-0. Adding in six consecutive wins the year before and Coach Gus completed his high school coaching career with a 45-game win streak.

While at Texas, Gustafson set a then-NCAA record with 1,427 collegiate wins, passing up Rod Dedeaux's mark of 1,332 wins (USC) in 1994. Texas also lost only 373 games under Gustafson for a .792 winning percentage, which is currently the second-highest percentage all-time. Gustafson's 1,427 wins currently rank third in Division I baseball history.

Like his two predecessors, Gustafson is in the American Baseball Coaches Association Hall of Fame and was inducted into the Longhorn Hall of Honor in 1983.

Gustafson, who was inducted into the Texas Sports Hall of Fame in 1994 and received the James Keller Sportsmanship Award on November 10, 1998, also was selected National Coach of the Year twice (1982 & 1983) and won numerous SWC Coach of the Year honors as well.

Gustafson credited his success to the foundation that coaches Billy Disch and Bibb Falk laid with their 50-plus years of dedication. In a strange twist of fate, back when Gustafson played for Texas he once saw Falk speaking with a man in a wheelchair at a game. The man was William J. Disch. At that moment, the three men who would guide Texas Baseball for more than 80 years were all on the field at the same time.





LONGHORNS COACHING GREATS

AUGIE GARRIDO

During his 20 years on the Forty Acres, Garrido became the first coach in baseball history to tally 1,900 or more career victories, finishing his career with 1,975 wins. Upon his retirement following the 2016 season he was the winningest coach in all divisions of college baseball until he was surpassed by former Florida State head coach Mike Martin's 2,029 wins.

He brought Texas back to the CWS for the first time since 1993 during the 2000 campaign, and returned the Horns to the pinnacle of collegiate baseball in 2002 by leading UT to a 57-15 record that produced the school's first-ever Big 12 regular-season and tournament championships, as well as its first national title since 1983. He duplicated the feat in 2005, guiding the Longhorns to their sixth National Championship, the second-most for one school in NCAA history. Texas' rise under Garrido was the culmination of inking 17 straight top 15 recruiting classes and producing teams that have stood tall against perennial powers such as LSU, Miami (Fla.), Stanford and USC. Garrido was selected as both the 2002 and 2005 National Coach of the Year.

He was the first coach to lead teams from two different schools to national crowns (Cal State Fullerton & Texas), guide squads to National Championships in four different decades, and is one of only three coaches in history to win five or more NCAA titles (1979, 1984, 1995, 2002, 2005). Garrido was one of only four coaches in the modern era of NCAA football, baseball and men's or women's basketball to ever lead teams from two different schools to national crowns (Nick Saban, Rick Pitino and Urban Meyer). Additionally, Garrido earned 15 trips to the CWS and 33 NCAA Regional Championship appearances, including 15 at Texas, while garnering National Coach of the Year honors six times (1975, 1979, 1984, 1995, 2002, 2005),

regional coach of the year accolades on seven occasions (1975, 1979, 1984, 1995, 2002, 2004, 2005) and conference coach of the year distinctions eight times (1987, 1995, 2002, 2004, 2006, 2007, 2010, 2011) after leading his clubs to 25 league crowns.

His overall record after 48 years of college coaching, including a 824-427-2 (.656) mark with UT over 20 seasons, stands at 1,975-951-9 (.673), which translates into an average of over 41 victories per season.

The Vallejo, Calif., native was named the 13th coach in UT's 120-year baseball history, and, with the exception of the war years of 1943-45 when Blair Cherry was at the helm, was only the fourth Texas head coach since 1911.

As a result of his unique coaching style, Garrido had been ranked as one of the top three baseball teachers in the nation by Major League Baseball Directors of Player Development. To deserve that distinction, Garrido coached three Golden Spikes Award winners, four National Players of the Year, six College World Series MVPs, 53 All-Americans, 14 All-League MVPs over his career. He also had 15 of his players selected in the first round of the Major League Baseball Draft, including Longhorns Beau Hale (No. 14) in 2000, Omar Quintanilla (No. 33) in 2003, both J.P. Howell (No. 31) and 2005 American League Rookie of the Year Huston Street (No. 40) in 2004, the duo of Drew Stubbs (No. 8) and Kyle McCulloch (No. 29) in 2006, Chance Ruffin (No. 48) in 2010, Taylor Jungmann (No. 12) in 2011 and Corey Knebel (No. 39) in 2013. In addition, during his 20 years at UT, Garrido tutored the skills of 27 players who have earned All-America honors a total of 34 times, 25 Freshman All-Americans, including a school-record four in 2006, 155 All-Conference performers, 11 USA Baseball National Team members and 102 players who have gone on to play in professional baseball.



ALL-TIME COACHING RECORDS

TEXAS BASEBALL HEAD COACHES

	ALL GAMES				COLLEGIATE					CONFERENCE				
	W	L	T	Pct.	W	L	T	Pct.	Natl. Titles	W	L	T	Pct.	Titles
F. Weikart (1897)	6	5	—	.545	3	0	—	1.000	—	0	0	0	.000	—
A.C. Ellis (1898-99, 1901-03, '09)	61	31	2	.659	50	16	2	.750	—	0	0	0	.000	1
M. Gordon Clark (1900)	14	2	1	.852	7	2	1	.750	—	0	0	0	.000	—
R.F. Hutchinson (1904-06)	45	27	1	.623	37	18	1	.669	—	0	0	0	.000	1
H.R. Schenker (1907)	16	8	—	.667	15	6	—	.714	—	0	0	0	.000	1
Brooks Gordon (1908)	16	12	1	.569	14	8	1	.630	—	0	0	0	.000	1
C.A. Keith (1910)	8	11	1	.425	7	9	—	.438	—	0	0	0	.000	—
William J. Disch (1911-39)	513	180	12	.736	465	115	9	.797	—	284	70	4	.799	22
Blair Cherry (1943-45)	30	23	—	.566	24	6	—	.800	—	22	4	0	.846	2#*
Bibb Falk (1940-42, 1946-67)	478	176	10	.727	434	152	10	.737	2	276	84	7	.762	20*
Cliff Gustafson (1968-96)	1,466	377	2	.795	1,427	373	2	.792	2	472	151	1	.757	22*
Augie Garrido (1997-2016)	824	428	2	.657	824	427	2	.658	2	321	210	1	.603	7
David Pierce (2017-)	122	77	0	.611	122	77	—	.611	—	35	35	0	.500	1
Totals	3,599	1,357	32	.725	3,429	1,209	28	.738	6	1,410	554	13	.716	78

- does not include 1944 season when no SWC Championship was awarded

* - includes co-championships





ALL-TIME COACHING RECORDS

TEXAS BASEBALL ASSISTANT COACHES

1937	Ed Price*	1982	Bill Bethea, Clint Thomas
1938	Ed Price*	1983	Bill Bethea, Clint Thomas, Howard Herrera
1939	Ed Price*	1984	Bill Bethea, Clint Thomas, Deron Gustafson
1940	No assistant coaches (no freshman team)	1985	Bill Bethea, Clint Thomas, Deron Gustafson
1941	Ed Price*	1986	Bill Bethea, Clint Thomas, Deron Gustafson
1942	Ed Price*	1987	Bill Bethea, Clint Thomas, Deron Gustafson, Burt Hooton
1943	No assistant coaches (no freshman team)	1988	Bill Bethea, Clint Thomas, Deron Gustafson
1944	No assistant coaches (no freshman team)	1989	Bill Bethea, Clint Thomas, Deron Gustafson
1945	No assistant coaches (no freshman team)	1990	Tommy Harmon, Deron Gustafson, Ty Harrington, Clint Thomas
1946	No assistant coaches (no freshman team)	1991	Tommy Harmon, Howard Bushong, Deron Gustafson, Ty Harrington
1947	No assistant coaches (no freshman team)	1992	Tommy Harmon, Howard Bushong, Deron Gustafson, Keith Moreland
1948	Edwin Price*	1993	Tommy Harmon, Howard Bushong, Deron Gustafson, Mark Brewer, Chuck Hartenstein
1949	Joe Randerson*	1994	Tommy Harmon, Deron Gustafson, James Ellison
1950	Felix Penso*	1995	Tommy Harmon, Deron Gustafson, James Ellison
1951	Dan Watson*	1996	Tommy Harmon, Deron Gustafson, James Ellison
1952	Sam Harshaney*	1997	Tommy Harmon, Burt Hooton, Marcus Hendry\$
1953	Dan Watson*	1998	Tommy Harmon, Burt Hooton, Jason Moler#
1954	Jack Trench*	1999	Tommy Harmon, Burt Hooton, Rob Penders#
1955	Jack Trench*	2000	Tommy Harmon, Frank Anderson, Rob Penders#
1956	Jack Trench*	2001	Tommy Harmon, Frank Anderson, Trip Couch#
1957	Jack Trench*	2002	Tommy Harmon, Frank Anderson
1958	Jack Trench*	2003	Tommy Harmon, Frank Anderson
1959	Tommy Snow*	2004	Tommy Harmon, Tom Holliday, Dennis Cook#
1960	Tommy Snow*, Bob Leach*	2005	Tommy Harmon, Tom Holliday, Greg Swindell#
1961	Roy Enderlin*	2006	Tommy Harmon, Tom Holliday, Rob Penders#, Dooley Prince^
1962	Roy Enderlin*	2007	Tommy Harmon, Skip Johnson, Greg Swindell#
1963	Tim Allen*, Kenny Moursand*	2008	Tommy Harmon, Skip Johnson, Ben King#, Clay Van Hook^
1964	Tim Allen*, Gary London*	2009	Tommy Harmon, Skip Johnson, Tommy Nicholson#
1965	Claude Northrup*	2010	Tommy Harmon, Skip Johnson, Tommy Nicholson#, Travis Tucker^
1966	Ron Bandy*, Ed Denman*	2011	Tommy Harmon, Skip Johnson, Travis Tucker#
1967	Dick Smith, Joe Gideon*	2012	Tommy Harmon, Skip Johnson, Ryan Russ#
1968	Bennie Lenox, Tommy Moore*, Jimmy Raup*	2013	Skip Johnson, Tommy Nicholson, Ryan Russ#
1969	Bennie Lenox	2014	Skip Johnson, Tommy Nicholson, Ryan Russ#
1970	Bill Bethea	2015	Skip Johnson, Tommy Nicholson, Ryan Russ#
1971	Bill Bethea	2016	Skip Johnson, Tommy Nicholson, Ryan Russ#, Brandon Loy^
1972	Bill Bethea	2017	Sean Allen, Philip Miller, Phil Haig#
1973	Bill Bethea	2018	Sean Allen, Philip Miller, Phil Haig#
1974	Bill Bethea	2019	Sean Allen, Philip Miller, Phil Haig#
1975	Bill Bethea	2020	Sean Allen, Philip Miller, Troy Tulowitzki#, Huston Street^
1976	Bill Bethea		
1977	Bill Bethea		
1978	Bill Bethea		
1979	Bill Bethea		
1980	Bill Bethea, Clint Thomas		
1981	Bill Bethea, Clint Thomas		

* - Freshman Coach; \$ - Graduate Assistant Coach;
- Volunteer Assistant Coach; ^ - Student Assistant Coach





YEAR-BY-YEAR RECORDS

Year	Coach	Captains	Collegiate			Overall			Year	Coach	Captains	Collegiate			Overall		
			W	L	T	W	L	T				W	L	T	W	L	T
1895	-	J.A. O'Keefe	-	-	-	-	-	-	1952	Bibb Falk	None	19	9	0	19	9	0
1896	H.B. Beck	J.S. Douglas	-	-	-	-	-	-	1953	Bibb Falk	None	24	7	1	25	7	1
1897	F. Weikhart	J.S. Jones	3	0	0	6	5	0	1954	Bibb Falk	None	15	7	2	17	7	2
1898	A.C. Ellis	Charles Batsell	1	0	0	1	4	0	1955	Bibb Falk	None	10	13	1	10	13	1
1899	A.C. Ellis	C.H. Palm	8	0	1	11	1	1	1956	Bibb Falk	None	5	13	0	5	15	0
1900	M. Gordon Clark	J.M. Taylor	7	2	1	14	2	1	1957	Bibb Falk	None	19	5	0	20	7	0
1901	A.C. Ellis	S.F. Leslie	10	2	0	11	2	0	1958	Bibb Falk	None	18	7	0	21	8	0
1902	A.C. Ellis	S.F. Leslie	13	2	1	13	3	1	1959	Bibb Falk	None	13	7	0	15	7	0
1903	A.C. Ellis	Randon B. Porter	6	4	0	12	7	0	1960	Bibb Falk	None	19	3	0	21	3	0
1904	R.F. Hutchinson	Clarence W. Weller	16	6	1	18	10	1	1961	Bibb Falk	None	20	5	2	22	6	2
1905	R.F. Hutchinson	A.D. Robertson	13	5	0	17	8	0	1962	Bibb Falk	None	22	7	0	26	7	0
1906	R.F. Hutchinson	W.H. Francis	8	7	0	10	9	0	1963	Bibb Falk	None	21	7	1	24	7	1
1907	H.R. Schenker	Louis Jacoby	15	6	0	16	8	0	1964	Bibb Falk	None	16	7	1	16	7	1
1908	Brooks Gordon	Manny Graham	14	8	1	16	12	1	1965	Bibb Falk	None	18	7	0	20	7	0
1909	A.C. Ellis	H.P. Robertson	12	8	0	13	14	0	1966	Bibb Falk	None	21	9	2	24	9	2
1910	C.A. Keith	T.N. Wathen	7	9	0	8	11	1	1967	Bibb Falk	None	17	11	0	17	11	0
1911	William J. Disch	T.H. Stacy	13	10	1	13	12	1	1968	Cliff Gustafson	Bob Snoddy, Pat Brown & George Nauert	23	11	0	23	11	0
1912	William J. Disch	F.T. Baldwin	17	7	1	17	10	1	1969	Cliff Gustafson	Pat Brown & Pat Amos	35	6	0	40	6	0
1913	William J. Disch	Herbert Moore	24	4	2	26	4	2	1970	Cliff Gustafson	Tommy Harmon & Pat Amos	39	8	0	45	8	0
1914	William J. Disch	Tilden W. Anderson	28	4	0	30	5	0	1971	Cliff Gustafson	David Chalk & John Langerhans	33	11	0	35	11	0
1915	William J. Disch	Tom Gambrell	22	4	0	25	5	0	1972	Cliff Gustafson	David Chalk & Michael Marki	40	9	0	50	9	0
1916	William J. Disch	James Edmond	16	6	0	16	7	0	1973	Cliff Gustafson	Ron Roznovsky & Steve Clancy	50	7	0	50	7	0
1917	William J. Disch	Maxey Hart	12	2	0	12	3	0	1974	Cliff Gustafson	Terry Pyka & Thomas Ball	54	8	0	54	8	0
1918	William J. Disch	W.W. "Red" English	17	1	0	17	4	0	1975+	Cliff Gustafson	Jim Gideon & Keith Moreland	56	6	0	59	6	0
1919	William J. Disch	George McCullough	20	1	1	22	3	1	1976	Cliff Gustafson	Richard Wortham & Douglas Duncan	42	16	0	48	16	0
1920	William J. Disch	Bobby Cannon	17	5	0	18	7	1	1977	Cliff Gustafson	Charles Proske & Wendell Hibbett	53	9	0	53	10	0
1921	William J. Disch	Dudley English	15	3	1	15	5	1	1978	Cliff Gustafson	Mark Chelette & Chris Raper	36	16	0	36	17	0
1922	William J. Disch	Irwin Gillett	16	5	1	16	6	2	1979	Cliff Gustafson	Mark Chelette & Ronnie Gardenhire	55	8	0	61	8	0
1923	William J. Disch	Rube Leissner	16	8	0	20	8	0	1980	Cliff Gustafson	Ricky Nixon & Keith Creel	53	13	0	53	13	0
1924	William J. Disch	Heine Odom	28	1	0	29	1	0	1981	Cliff Gustafson	Burk Goldthorn & Tony Arnold	61	11	1	62	11	1
1925	William J. Disch	H.W. Kibbie	16	4	1	18	7	1	1982	Cliff Gustafson	Spike Owen & Randy Day	59	6	0	59	7	0
1926	William J. Disch	Clyde Pratt	13	2	0	13	3	0	1983+	Cliff Gustafson	Kirk Killingsworth & Jeff Hearn	66	14	0	66	14	0
1927	William J. Disch	Ed Olle	16	4	0	16	6	1	1984	Cliff Gustafson	Darren Loy & Steve Labay	60	14	0	60	14	0
1928	William J. Disch	Posty Allen	17	4	0	17	6	0	1985	Cliff Gustafson	Bill Bates & David Denny	64	14	0	64	14	0
1929	William J. Disch	Meredith Hopkins	18	4	1	18	7	1	1986	Cliff Gustafson	Doug Hodo & Jay Searcy	51	14	0	51	14	0
1930	William J. Disch	M. Frank Higgins	20	4	0	20	8	0	1987	Cliff Gustafson	Brian Cisarik & Ty Harrington	61	11	0	61	11	0
1931	William J. Disch	Van Lamm & Minton White	10	2	0	12	6	0	1988	Cliff Gustafson	Brian Cisarik & Brian Johnson	58	11	1	58	11	1
1932	William J. Disch	Raymond Ater	11	5	0	12	8	0									
1933	William J. Disch	Ernest Koy	13	3	0	17	5	0									
1934	William J. Disch	Clyde McDowell	8	5	0	13	8	0									
1935	William J. Disch	Buster Baebel	11	3	0	19	5	0									
1936	William J. Disch	Norman Branch	12	2	0	18	4	0									
1937	William J. Disch	Lloyd Rigby	11	6	0	13	11	0									
1938	William J. Disch	Leroy Westerman	12	4	0	13	10	0									
1939	William J. Disch	Jack Conway	16	2	0	18	6	0									
1940	Bibb Falk	Clarence Pfeil	15	4	0	20	4	0									
1941	Bibb Falk	Pete Layden	14	3	0	16	7	0									
1942	Bibb Falk	Jack Stone	11	4	0	13	6	0									
1943	Blair Cherry	Grady Hatton	6	2	0	10	7	0									
1944	Blair Cherry	Bob Campbell	7	3	0	8	10	0									
1945	Blair Cherry	Zeke Wilemon	11	1	0	12	6	0									
1946	Bibb Falk	Game Captains	19	2	0	20	4	0									
1947	Bibb Falk	None	19	2	0	20	4	0									
1948	Bibb Falk	None	18	1	0	20	2	0									
1949+	Bibb Falk	None	22	4	0	23	7	0									
1950+	Bibb Falk	None	24	4	0	27	6	0									
1951	Bibb Falk	None	15	4	0	17	6	0									






YEAR-BY-YEAR RECORDS

Year	Coach	Collegiate	Overall					
		Captains	W	L	T	W	L	T
1989	Cliff Gustafson	Craig Newkirk & Jon Prather	54	18	0	54	18	0
1990	Cliff Gustafson	David Tollison	51	17	0	51	17	0
1991	Cliff Gustafson	Roger Luce, Kevin Pate & Clay King	48	18	0	48	19	0
1992	Cliff Gustafson	Clay King & Calvin Murray	48	17	9	48	17	0
1993	Cliff Gustafson	Braxton Hickman & Brooks Kieschnick	51	16	0	51	16	0
1994	Cliff Gustafson	Jay Vaught & Jeff Conway	43	21	0	43	21	0
1995	Cliff Gustafson	J.P. Webb & J.D. Smart	44	19	0	44	19	0
1996	Cliff Gustafson	Jake O'Dell & JoJo Hinojosa	39	24	0	39	24	0
1997	Augie Garrido	Kip Harkrider	29	22	0	29	22	0
1998	Augie Garrido	Mark Cridland	23	32	1	23	32	1
1999	Augie Garrido	Jason Cox	36	26	0	36	26	0
2000	Augie Garrido	Sam Anderson, Beau Hale & D.J. Jones	46	21	0	46	21	0
2001	Augie Garrido	Sam Anderson	36	26	0	36	26	0
2002+	Augie Garrido	Ryan Hubele	57	15	0	57	15	0
2003	Augie Garrido	Dustin Majewski	50	20	0	50	21	0
2004	Augie Garrido	Justin Simmons & Huston Street	58	15	0	58	15	0
2005+	Augie Garrido	Seth Johnston	56	16	0	56	16	0
2006	Augie Garrido	Carson Kainer	41	21	0	41	21	0
2007	Augie Garrido	Randy Boone	46	17	0	46	17	0
2008	Augie Garrido	Preston Clark	39	22	0	39	22	0
2009	Augie Garrido	Travis Tucker	50	16	1	50	16	1
2010	Augie Garrido	None	50	13	0	50	13	0
2011	Augie Garrido	None	49	19	0	49	19	0
2012	Augie Garrido	None	30	22	0	30	22	0
2013	Augie Garrido	None	27	24	0	27	24	0
2014	Augie Garrido	None	46	21	0	46	21	0
2015	Augie Garrido	None	30	27	0	30	27	0
2016	Augie Garrido	None	25	32	0	25	32	0
2017	David Pierce	None	39	24	0	39	24	0
2018	David Pierce	None	42	23	0	17	7	0
2019	David Pierce	Bryce Elder, Michael McCann & Ryan Reynolds	27	27	0	7	16	0
2020	David Pierce	None	14	3	0	0	0	0

Collegiate total: 3,429-1,209-28 (.738)
Overall total: 3,599-1,357-32 (.725)

- + Won National Championship
- # Texas, Texas A&M, Baylor & TCU tied. Texas won coin flip to advance to playoffs.
- Southern Intercollegiate Athletic Association (1895-1904)
- Southwestern Intercollegiate Athletic Association (1904-1910)
- Texas Intercollegiate Athletic Association (1910-1914)
- Southwest Conference (1914-1996)
- Big 12 Conference (1997-present)



Cliff Gustafson



YEAR-BY-YEAR TEAM STATISTICS

BATTING STATISTICS																		
YEAR	G	AVG	AB	R	H	RBI	2B	3B	HR	TB	SLG%	BB	SO	SB	CS	SH	SF	HBP
1967	28	.273	931	149	254	134	56	6	24	394	.423	103	150	11	—	—	—	6
1968	34	.244	1,107	177	270	150	36	6	12	354	.320	188	159	18	—	17	6	12
1969	41	.292	1,310	291	383	248	80	16	28	579	.442	206	147	34	8	18	20	17
1970	47	.294	1,425	302	419	275	63	20	23	591	.415	264	171	43	19	23	25	12
1971	44	.313	1,398	320	437	280	94	8	36	655	.469	206	200	24	13	32	24	21
1972	49	.298	1,536	316	458	280	81	29	26	675	.439	250	183	29	20	40	21	18
1973	57	.301	1,749	410	527	364	81	22	36	760	.435	301	191	58	31	48	23	31
1974	62	.319	1,971	517	629	484	128	23	66	1,001	.508	337	288	58	22	67	32	25
1975	62	.325	1,973	500	641	448	101	51	35	950	.482	364	368	72	14	62	26	30
1976	58	.269	1,715	342	462	292	71	21	30	661	.382	249	322	78	13	52	34	39
1977	62	.281	1,794	397	505	357	65	20	40	730	.407	386	303	105	26	90	31	27
1978	52	.266	1,528	325	406	285	63	24	24	589	.385	330	255	74	22	22	22	24
1979	69	.301	1,872	429	563	366	92	42	30	829	.443	365	230	96	16	53	31	6
1980	66	.299	1,951	478	584	411	77	36	25	808	.414	465	275	92	22	53	36	18
1981	74	.307	2,253	567	691	512	126	29	49	1,022	.454	525	303	113	21	32	41	19
1982	65	.306	1,967	503	601	435	120	27	49	922	.469	422	255	173	24	40	52	19
1983	80	.300	2,437	579	732	507	142	33	34	1,042	.428	488	326	107	37	60	51	23
1984	74	.310	2,405	615	746	548	161	32	64	1,163	.484	420	288	81	16	40	40	19
1985	78	.313	2,512	663	785	597	154	41	53	1,180	.470	548	386	101	24	38	57	28
1986	65	.313	2,075	475	614	433	119	23	66	977	.471	379	299	67	19	35	24	19
1987	72	.319	2,357	610	752	538	157	33	63	1,164	.494	455	339	126	28	35	44	30
1988	70	.317	2,315	614	733	542	172	32	67	1,170	.505	439	361	132	31	22	30	34
1989	65	.302	2,416	610	729	549	177	35	58	1,150	.476	490	365	112	29	28	47	28
1990	68	.318	2,258	524	719	457	140	28	44	1,047	.464	345	354	166	58	31	30	24
1991	66	.301	2,133	469	642	406	123	34	40	953	.447	401	273	103	50	33	47	25
1992	65	.309	2,252	478	696	423	125	23	46	1,005	.446	321	274	120	36	22	27	18
1993	67	.302	2,229	545	673	487	148	27	59	1,052	.472	483	379	53	16	21	51	65
1994	64	.284	2,074	476	588	420	111	33	40	885	.427	439	390	117	32	32	33	49
1995	63	.316	2,085	523	658	464	135	25	46	981	.471	409	353	90	26	42	35	57
1996	63	.317	2,143	548	680	495	126	37	60	1,060	.495	371	363	106	24	42	44	56
1997	51	.314	1,719	388	540	337	118	26	49	857	.499	214	252	68	25	50	26	42
1998	56	.294	1,876	354	551	324	115	28	55	887	.473	209	397	67	21	63	22	36
1999	62	.296	2,115	478	627	422	140	27	55	986	.466	369	390	72	27	54	31	42
2000	67	.303	2,198	426	666	381	117	17	32	913	.415	290	308	74	21	126	27	88
2001	62	.290	2,094	372	608	324	140	20	29	875	.418	218	318	71	23	91	20	80
2002	72	.304	2,491	511	758	457	164	30	68	1,186	.476	262	428	100	26	46	33	51
2003	70	.303	2,339	486	709	439	136	37	58	1,093	.467	286	444	121	36	97	31	67
2004	73	.289	2,441	458	705	412	139	24	54	1,054	.432	300	461	114	44	96	34	74
2005	72	.302	2,432	470	734	396	129	23	56	1,077	.443	277	431	103	30	116	26	53
2006	62	.296	2,068	400	612	370	117	24	43	906	.438	241	387	80	21	95	22	54
2007	63	.316	2,119	445	669	419	130	26	69	1,058	.499	275	361	89	22	76	39	77
2008	61	.306	2,079	470	636	431	129	25	60	995	.479	294	369	70	23	64	25	61
2009	67	.288	2,233	405	642	362	122	13	53	949	.425	279	392	74	25	104	31	61
2010	63	.286	2,124	427	608	394	119	17	81	1,004	.473	263	482	87	24	75	19	48
2011	68	.269	2,188	349	589	308	123	26	17	815	.372	287	373	76	20	111	26	74
2012	52	.263	1,717	250	451	227	86	20	21	640	.373	181	328	56	17	67	20	61
2013	51	.260	1,656	196	430	182	69	19	12	573	.346	172	340	51	16	51	12	40
2014	67	.263	2,182	299	573	265	96	18	22	771	.353	288	367	75	15	104	22	42
2015	57	.259	1,943	265	503	243	87	19	41	751	.387	232	424	41	21	69	15	49
2016	57	.268	1,873	298	502	272	105	13	34	735	.392	215	438	45	19	75	22	36
2017	63	.252	2,018	321	508	290	106	5	52	780	.387	303	475	70	19	39	28	50
2018	65	.271	2,128	380	577	342	111	22	62	918	.431	319	497	79	22	50	31	65
2019	54	.250	1,727	287	432	254	75	8	27	604	.350	264	411	49	13	39	19	31
2020	17	.256	539	100	138	94	25	2	13	206	.382	79	132	23	5	9	11	12



YEAR-BY-YEAR TEAM STATISTICS

PITCHING & FIELDING STATISTICS

YEAR	W-L	SV	ERA	CG	ShO	IP	H	R	ER	BB	SO	HBP	PO	A	E	FLD.
1967	17-11	–	2.73	12	4	241.0	222	97	73	97	160	5	723	343	49	.956
1968	23-11	–	2.28	12	6	296.2	257	123	75	135	295	6	890	372	70	.947
1969	35-6	6	2.18	19	10	338.0	240	106	82	117	373	10	1,014	384	52	.964
1970	39-8	3	1.88	19	15	378.0	266	104	79	143	391	14	1,134	431	50	.969
1971	33-11	3	2.41	14	11	339.2	257	120	91	152	375	10	1,039	420	60	.961
1972	40-9	2	2.11	16	7	403.2	286	127	95	205	377	9	1,198	636	53	.972
1973	50-7	3	2.10	24	11	467.0	336	143	110	212	503	11	1,352	535	60	.963
1974	54-8	3	2.80	26	9	479.1	407	189	149	252	497	13	1,512	578	67	.969
1975	56-6	4	1.92	23	16	506.1	375	154	108	228	430	16	1,465	608	94	.957
1976	42-16	4	2.37	27	12	467.2	373	173	123	223	357	10	1,386	537	60	.970
1977	53-9	8	2.12	28	6	505.0	397	161	119	187	434	13	1,674	595	70	.970
1978	36-16	14	2.90	16	4	409.1	356	170	132	198	321	12	1,228	498	64	.964
1979	55-8	7	2.88	31	9	509.1	375	198	163	269	439	14	1,527	617	70	.968
1980	53-13	16	3.05	24	7	534.0	453	219	181	293	316	17	1,602	693	77	.968
1981	61-11-1	17	3.74	19	2	608.2	574	294	253	269	339	19	1,826	860	81	.971
1982	59-6	16	2.69	24	10	535.0	422	200	160	198	368	19	1,605	670	56	.976
1983	66-14	11	2.72	40	11	669.0	550	252	202	205	513	19	2,007	772	98	.966
1984	60-14	16	3.55	22	6	613.0	546	302	242	284	425	13	1,841	775	100	.963
1985	64-14	12	3.21	32	11	665.0	553	307	237	312	618	7	1,995	827	103	.965
1986	51-14	11	2.85	20	11	550.0	462	219	174	210	511	17	1,650	637	80	.966
1987	61-11	10	3.63	25	6	613.0	525	296	247	320	474	14	1,839	741	99	.963
1988	58-11-1	9	3.49	27	7	591.0	489	288	229	294	563	22	1,773	651	99	.961
1989	54-18	16	4.16	19	5	623.0	608	364	288	283	563	25	1,869	660	94	.964
1990	51-17	15	2.99	11	5	583.1	563	283	194	215	524	27	1,750	686	114	.955
1991	48-18	18	3.52	9	5	575.2	516	260	225	207	372	37	1,727	774	60	.977
1992	48-17	10	3.58	11	4	561.2	549	267	223	226	393	36	1,688	681	65	.973
1993	51-16	13	4.35	11	2	585.1	617	340	283	258	492	37	1,757	736	98	.962
1994	43-21	15	4.22	10	5	559.0	551	332	262	258	474	37	1,677	651	97	.960
1995	44-19	11	5.17	9	2	542.2	565	346	312	328	423	33	1,628	681	64	.973
1996	39-24	15	5.02	6	3	550.0	595	385	307	311	401	51	1,650	717	98	.960
1997	29-22	11	5.78	3	2	447.0	524	344	287	186	348	35	1,341	549	75	.962
1998	23-32-1	5	6.36	4	1	478.1	581	408	338	267	419	32	1,435	588	87	.959
1999	36-26	8	5.52	12	1	543.1	612	391	333	255	432	51	1,630	677	82	.966
2000	46-21	20	3.30	12	7	594.2	575	286	218	168	491	51	1,784	815	79	.971
2001	36-26	8	3.17	16	4	556.0	552	276	196	139	479	61	1,668	670	87	.964
2002	57-15	23	2.82	6	9	643.1	558	239	202	171	536	85	1,936	776	78	.972
2003	50-20	18	3.50	4	3	627.2	601	299	244	194	480	65	1,883	867	109	.962
2004	58-15	21	2.66	5	10	663.0	537	240	196	228	612	49	1,989	844	76	.974
2005	56-16	21	2.80	6	12	646.0	548	245	201	237	521	47	1,938	782	62	.978
2006	41-21	19	3.89	0	3	546.1	533	304	236	235	442	61	1,639	650	77	.967
2007	46-17	15	3.46	2	4	561.1	523	254	216	170	448	46	1,684	620	58	.975
2008	39-22	15	4.48	3	4	540.1	520	317	269	211	447	60	1,621	685	82	.965
2009	50-16-1	18	2.95	6	6	613.0	512	249	201	189	556	53	1,839	732	62	.976
2010	50-13	15	2.47	9	9	569.0	451	186	156	175	549	50	1,707	723	49	.980
2011	49-19	23	2.35	6	13	616.2	437	193	161	198	567	47	1,850	755	47	.982
2012	30-22	16	3.43	1	6	469.1	416	225	179	160	391	41	1,408	590	70	.966
2013	27-24	11	2.53	3	8	449.0	369	163	126	137	320	41	1,347	567	52	.974
2014	46-21	19	2.25	2	13	601.0	492	187	150	220	384	43	1,803	757	67	.974
2015	30-27	15	3.27	3	5	522.1	481	219	190	186	371	20	1,567	645	54	.976
2016	25-32	11	4.08	2	4	505.1	508	273	229	196	428	33	1,516	616	80	.964
2017	39-24	19	3.15	4	7	560.1	473	215	196	228	475	45	1,681	673	43	.982
2018	42-23	20	4.24	2	5	569.0	565	304	268	273	471	63	1,707	705	55	.978
2019	27-27	14	4.37	1	3	469.2	426	276	228	257	441	50	1,409	570	69	.966
2020	14-3	6	2.59	1	2	153.0	114	55	44	50	168	21	459	183	19	.971



MISC. YEAR-BY-YEAR TEAM STATISTICS

Year	Home	Away	Neut.	NCAA	Win	Losing	Jan./	March	April	May	June
				Trny.	Streak	Streak	Feb.				
1968	14-6	8-3	1-2	3-3	10	2	4-1	7-5	8-1	3-2	1-2
1969	27-3	6-1	2-2	4-2	14	1	2-0	12-2	10-1	9-1	2-2
1970	25-5	9-1	5-2	6-2	14	2	3-1	16-3	12-1	5-1	3-2
1971	22-3	11-6	0-2	0-2	11	2	3-1	14-7	13-1	3-2	0-0
1972	29-2	6-5	5-2	5-2	20	3	6-0	21-2	8-5	3-0	2-2
1973	34-2	11-3	5-2	5-2	20	2	4-2	21-2	12-1	11-0	2-2
1974	34-2	15-3	5-3	5-3	17	1	12-0	18-3	14-1	8-2	2-2
1975	38-4	11-1	7-1	7-1	18	2	7-2	22-2	12-1	11-0	4-1
1976	29-12	10-2	3-2	3-2	15	3	6-2	16-6	9-5	11-3	0-0
1977	46-4	7-5	0-0	0-0	34	3	11-0	24-1	10-5	8-3	0-0
1978	30-10	6-6	0-0	0-0	11	3	11-1	17-9	8-6	0-0	0-0
1979	43-4	10-2	2-2	5-2	18	3	10-0	23-5	12-0	8-1	2-2
1980	41-9	9-3	3-1	2-2	11	2	9-0	25-4	11-4	8-5	0-0
1981	53-5-1	5-4	3-2	6-3	14	2	7-1	29-2-1	12-2	11-4	3-1
1982	49-2	5-2	5-2	6-2	33	2	8-0	27-1	8-3	14-0	2-2
1983	52-12	9-2	5-0	10-1	9	2	8-3	24-4	14-3	15-4	5-0
1984	47-7	10-5	3-2	6-2	15	4	9-2	28-3	12-6	8-1	3-2
1985	50-5	8-5	6-4	8-2	22	2	7-2	27-5	15-3	11-2	4-2
1986	43-10	8-3	0-1	2-2	13	3	10-3	22-5	16-1	3-5	0-0
1987	50-5	8-4	3-2	7-2	13	2	13-2	22-5	14-1	10-1	2-2
1988	43-7	11-3-1	4-1	3-2	20	3	14-4	21-1	13-2	10-4-1	0-0
1989	41-9	8-6	5-3	7-1	16	3	11-5	21-4	11-5	8-3	3-1
1990	40-12	11-5	0-0	3-2	16	3	14-5	17-5	12-4	8-3	0-0
1991	40-11	5-7	3-0	2-2	6	3	14-5	15-5	12-5	8-3	0-0
1992	30-7	16-8	2-2	6-3	8	3	13-2	14-6	12-3	8-4	1-2
1993	46-8	4-6	1-2	5-2	15	4	15-2	18-3	10-6	7-3	1-2
1994	39-15	4-6	0-0	3-2	6	4	12-5	14-5	11-8	6-3	0-0
1995	35-3	4-7	5-9	2-2	15	3	16-2	14-6	11-6	3-5	0-0
1996	34-19	0-0	5-5	1-2	13	3	10-8	14-5	10-5	5-6	0-0
1997	22-16	6-6	1-0	-	10	5	13-4	7-9	7-8	2-1	0-0
1998	17-13-1	6-19	0-0	-	3	5	7-7-1	6-10	8-11	2-4	0-0
1999	22-10	12-12	2-4	1-2	6	5	11-6	11-6	12-5	2-9	0-0
2000	28-9	11-7	7-5	6-3	12	3	14-3	14-2	9-7	7-7	2-2
2001	25-10	9-9	2-7	2-2	10	5	9-8	14-4	8-9	5-5	0-0
2002	27-5	13-6	17-4	9-1	10	1	13-2	12-6	13-3	11-3	8-1
2003	28-8	9-8	13-4	7-3	9	2	12-4	9-7	14-2	10-4	5-3
2004	29-5	16-6	13-4	8-2	14	3	15-2	14-2	12-3	9-6	8-2
2005	32-4	11-8	13-4	11-2	16	3	15-0	9-4	12-5	9-5	11-2
2006	24-4	12-13	5-4	1-2	10	3	9-6	11-4	11-5	9-4	1-2
2007	25-6	12-5	9-6	2-2	9	2	9-6	16-2	12-4	7-3	2-2
2008	19-12	13-5	7-5	2-2	6	4	5-1	13-7	9-10	11-3	1-1
2009	32-7-1	11-6	7-3	9-3	11	4	8-0	10-7	12-4-1	14-2	6-3
2010	35-6	13-3	2-4	4-2	21	3	5-2	13-5	18-0	10-4	4-2
2011	36-9	10-6	3-4	6-4	7	2	5-3	12-4	15-3	10-5	2-3
2012	20-7	8-9	2-6	-	6	5	3-5	12-5	10-6	5-6	0-0
2013	22-10	5-14	0-0	-	5	4	6-2	10-9	7-9	4-4	0-0
2014	23-10	13-6	10-5	8-3	6	3	7-3	15-4	11-6	7-5	6-3
2015	17-9	9-16	4-2	0-2	7	7	8-2	9-10	6-10	7-5	0-0
2016	16-19	7-10	2-3	-	3	6	6-7	5-7	9-9	5-9	0-0
2017	27-8	8-13	4-3	2-2	6	4	6-3	13-7	11-6	7-6	2-2
2018	32-8	9-11	1-4	5-3	6	5	5-3	12-9	13-5	7-3	5-3
2019	21-11	6-16	0-0	-	5	6	7-3	13-8	5-11	2-5	0-0
2020	10-1	3-0	1-2	-	4	2	10-1	4-2	-	-	-



UFCU DISCH-FALK FIELD HISTORY



UFCU Disch-Falk Field, recognized as one of the best collegiate baseball facilities in America, begins its 46th season of playing host to Longhorns baseball in 2020.

On August 1, 2006, University Federal Credit Union (UFCU) secured naming rights to the facility. In exchange for the naming rights, UFCU is contributing \$13.1 million over 15 years toward retirement of debt that financed the recent \$25 million renovation.

The renovation of UFCU Disch-Falk Field added a plethora of new seating opportunities. The lower bowl was expanded 135 feet down each foul line and field-level box seats were added between the dugouts, bringing fans closer to the action than ever before. The field also features an observation patio down the right-field line. The new design also incorporates 11 suites, making UFCU Disch-Falk Field a premier business entertainment destination.

One of the main goals of the renovation was to improve the amenities for the fans and offer a more enjoyable game-day experience. The improved UFCU Disch-Falk Field boasts more than double the amount of concession areas, box office windows and rest rooms.

Improving the aesthetics of UFCU Disch-Falk Field was also taken into consideration for the renovation. The venue features an enclosed concourse twice the size of the previous concourse, with approximately 20 feet added to the width. The stadium also features a brick and glass facade similar to that used in the renovations of Darrell K. Royal-Texas Memorial Stadium.

The renovation also added tremendous additions for the Texas baseball players with a new locker room, along with a new skills development area and indoor batting cages. New strength and conditioning, athletic training and team meeting rooms were also part of the additions.

In the fall of 2008, a FieldTurf playing surface replaced the older AstroTurf surface.

The left field foul line runs almost due north, and the right due east.

The field is located on Martin Luther King Boulevard between Comal Street and Interstate 35, just southeast of the main UT campus.

A new scoreboard and Jumbotron in left center field was installed during the final regular season games of the 2005 season while another video board was installed in right center field prior to the 2012 season.

UFCU Disch-Falk, named for two former Longhorns coaches, the late Billy Disch and the late Bibb Falk, was authorized in 1973 when it became apparent that the main campus of The University needed the land occupied by Clark Field.

The field was completed in time for the 1975 season, and it opened on February 17, 1975, when the eventual national champion Longhorns swept a doubleheader from St. Mary's by scores of 4-0 and 11-0.

The field was dedicated on April 19, 1975, when the Longhorns swept a doubleheader from TCU by scores of 18-3 and 14-0.

Old Clark Field was opened March 24, 1928, with the American League Detroit Tigers beating UT, 12-8, in an exhibition game. The final game at Clark Field was April 27, 1974, when Texas defeated Texas A&M, 4-3.

UFCU Disch-Falk Field was completed at a cost of \$2.5 million, and the artificial surface in the infield area was replaced in the summers of 1979 and 1995. An entirely new artificial surface was then installed in 1985 and again in 1999.

The top crowd to see a collegiate game at UFCU Disch-Falk Field came during the NCAA Central Regional Tournament on May 19, 1982, when 8,000 fans witnessed the Longhorns' 8-0 defeat of Oklahoma. The largest crowd on record, however, watched an exhibition game between the Longhorns and the Texas Rangers on April 5, 1977. About 10,000 fans, some of whom sat on the roped-off warning track in the outfield, attended that record-setting game.

For the 2014 season, a total of 188,235 fans came to UFCU Disch-Falk Field for an average of 5,704 fans over 33 home dates. Three years prior in 2011, a total of 253,116 fans came to UFCU Disch-Falk Field for a record average of 6,490 fans.

The 2009 campaign was a record-setting season for UFCU Disch-Falk Field. For the first time ever, the Longhorns averaged over 6,000 in attendance. A total of 217,367 fans made it to 35 home dates for an average of 6,218 fans.

Prior to the 2017 season, the turf was once again replaced and along with that, the outfield fences were brought in. The outfield fence is 10 feet high (5 in left field, 20 in center field), with dimensions of 340 feet down the left field line, 325 to right and 400 to straightaway center field. In the power alleys, it drops off to 370 and 365 feet.





UFCU DISCH-FALK FIELD HISTORY

HISTORICAL FIRSTS

First Game:
Feb. 17, 1975. Texas swept a doubleheader from St. Mary's (Texas), 4-0 and 11-0.

First Hit:
Blair Stouffer tripled in Mike Anderson in the bottom of the first inning during a 4-0 Texas win over St. Mary's (Texas).

First Win:
Jim Gideon combined with Terry Ray on a 4-0 shutout of St. Mary's (Texas). Gideon was credited with the win.

First Home Run:
Blair Stouffer hit a two-run home run in the seventh inning of UT's 9-5 win over Sam Houston State during the second game of a doubleheader on Feb. 21 – the fourth game of the 1975 season.

First Loss:
Texas dropped a 3-0 decision to Sam Houston State during the first game of a doubleheader on Feb. 22, 1975.

Dedication Game:
Dedication ceremonies took place on April 19, 1975. Texas swept TCU in a doubleheader that day by score of 18-3 and 14-0.

HISTORICAL TIMELINE

Feb. 17, 1975 The Longhorns swept a doubleheader from St. Mary's, (Texas) 4-0 and 11-0, in their first games on the new field.

April 19, 1975 Stadium was dedicated as Disch-Falk Field prior to Texas' doubleheader sweep of TCU (18-3 and 14-0).

Summer 1979 New AstroTurf was installed on the infield.

May 19, 1982 The largest crowd ever to see a collegiate game at Disch-Falk Field – 8,000 fans – saw Texas defeat Oklahoma, 8-0, during the NCAA Central Regional.

Summer 1985 New AstroTurf was installed on the entire field.

Summer 1989 A new computerized scoreboard was installed.

Winter 1995 New AstroTurf was installed on the infield.

Winter 1996 The computerized scoreboard was upgraded.

Winter 1999 New AstroTurf was installed on the entire field, the outfield fence was constructed and padded and the clubhouse and team areas were renovated.

Spring 2005 New scoreboard with Jumbotron is installed.

Spring 2008 Work completed on \$25.8 million renovation of UFCU Disch-Falk Field.

Fall 2009 FieldTurf playing surface was installed.

Spring 2012 New videoboard installed in right field.

Winter 2016 New FieldTurf playing surface was installed and the fences in the gaps were moved closer.

Winter 2019 Replaced left field scoreboard with a new videoboard.

Fall 2019 Opened the 21,500-square-foot J. Dan Brown Family Player Development Center.

FACTS

Capacity _____ 7,373
 Surface _____ FieldTurf
 Record at UFCU Disch-Falk Field _____ 1,474-382-3 (.793)

YEAR-BY-YEAR RECORDS

Season	Games/ Dates	Total Atten.	Atten. Avg./Date)	Record	Pct.
1975	42/24	n/a	n/a	38-4-0	.905
1976	41/23	n/a	n/a	29-12-0	.707
1977	50/29	n/a	n/a	46-4-0	.920
1978	40/23	n/a	n/a	30-10-0	.750
1979	47/29	n/a	n/a	43-4-0	.915
1980	50/28	n/a	n/a	41-9-0	.820
1981	59/34	n/a	n/a	53-5-1	.907
1982	47/27	n/a	n/a	45-2-0	.957
1983	64/41	106,775	2,604	52-12-0	.812
1984	54/34	100,166	2,946	47-7-0	.870
1985	55/35	120,840	3,453	50-5-0	.909
1986	53/37	103,555	3,571	43-10-0	.811
1987	55/38	149,581	3,936	50-5-0	.909
1988	50/38	150,587	3,963	43-7-0	.860
1989	50/39	126,682	3,248	41-9-0	.820
1990	52/42	161,372	3,668	40-12-0	.769
1991	51/42	147,068	3,129	40-11-0	.784
1992	38/29	134,549	4,340	31-7-0	.816
1993	54/47	231,980	4,833	46-8-0	.852
1994	54/47	249,038	5,185	39-15-0	.722
1995	38/35	173,372	4,953	35-3-0	.921
1996	45/39	183,414	4,703	29-16-0	.644
1997	38/37	164,831	4,455	22-16-0	.579
1998	31/28	147,970	5,258	17-13-1	.565
1999	32/31	154,423	4,981	22-10-0	.688
2000	39/37	159,101	4,300	30-9-0	.769
2001	35/37	165,914	4,484	25-10-0	.714
2002	40/36	172,490	4,791	34-6-0	.850
2003	39/36	191,671	5,324	31-8-0	.795
2004	39/38	202,395	5,326	34-5-0	.872
2005	41/39	214,202	5,492	36-5-0	.878
2006	31/30	166,701	5,557	25-6-0	.806
2007	31/31	149,670	4,828	25-6-0	.806
2008	31/30	179,282	5,976	19-12-0	.613
2009	40/35	217,637	6,218	32-7-1	.813
2010	41/39	256,278	6,571	35-6-0	.854
2011	45/42	273,029	6,500	36-9-0	.800
2012	27/25	158,428	6,337	20-7-0	.741
2013	32/31	185,400	5,793	22-10-0	.688
2014	33/31	188,235	5,704	23-10-0	.697
2015	26/23	144,420	5,555	17-9-0	.654
2016	34/33	178,365	5,405	15-19-0	.441
2017	35/34	171,813	5,053	27-8-0	.771
2018	40/39	210,895	5,407	32-8-0	.800
2019	32/30	175,768	5,858	21-11-0	.656
2020	11/11	55,906	5,082	10-1-0	.909
Totals	1,912/1,543	6,423,803	4,863	1,521-388-3	.796

DIMENSIONS

Left – 340 ft.
 Right – 325 ft.
 Center – 400 ft.
 Power Alleys – 370-365 ft.





CLARK FIELD HISTORY

CLARK FIELD I

Clark Field served as the home of the Texas Baseball team from its beginnings in the 1890s until 1927. The field was unnamed until 1904 when The University named the field in honor of James Benjamin Clark, who served UT in several capacities since it opened in 1883.

The field was located at Speedway and East 24th Street. In the beginning, fans either stood or watched from their buggies until bleachers were built in the early 1900s. A covered grandstand was built along Speedway in 1908 to increase the seating capacity for football games. Home plate resided at the northwest corner with the first base line pointing due south. The distance to the right field wall was 350 feet while the distance to the left was only 300 feet.

The first intercollegiate game to be played at Clark Field was against Add Ran College in 1897. Texas won 25-7. Add Ran College later changed its name to Texas Christian (TCU) and moved from Waco to Fort Worth. Texas played to a 7-7 tie with St. Edward's in the first game played after the field was officially named Clark Field. The coach of St. Edward's at the time was William J. Disch, who seven years later would move to the other side of the Colorado River to coach Texas.

From 1915 to 1927, Texas would win 12 of the first 13 Southwest Conference (SWC) titles, all at Clark Field. In 1927, Texas swept TCU in the last game played at Clark Field to win the 12th title. With the conclusion of the 1927 campaign, Texas said farewell to Clark Field I.

CLARK FIELD II

When Clark Field II opened in 1928, it did so amid controversy. People were not upset with the the fact that old Clark Field was being abandoned, but rather about the name of the facility. There was very strong support to name the new field Disch Field after Texas coach William Disch.

In an editorial in the Austin American-Statesman, sports editor Doby BuBose wrote, "How could any name mean more to Texas and the entire collegiate Southwest in a baseball way than that of William Disch, we'd like to ask? It would be foolish or decidedly misfit to name the new park anything other than Disch Field."

The University cited a rule that no building or place was to be named after a living person despite the fact that UT had already named the tennis courts after Dr. D.A. Penick, who would not pass on for another 40 years.

The new facility was located at the corner of East 23rd Street and

Red River Street (now East Campus Drive). It lay just north of Texas Memorial Stadium, which had been built in 1924.

Texas' first game in the new park was against the Detroit Tigers, who beat the Longhorns by a 12-8 count. University President H.Y. Benedict threw out the ceremonial first pitch in the new park in front of an overflow crowd of 3,500 fans. Texas would play its first collegiate opponent there two days later as it posted a 2-1 victory over Rice. The visit by the Detroit Tigers was just one of six different Major League teams that would take on the Longhorns at Clark Field over the next 11 years. Three of the more frequent visitors were the New York Yankees, New York Giants and Chicago White Sox.


In 1929, the Longhorns took the two-time defending world champion Yankees to the wire. With the game tied 6-6 in the top of the 9th, Lou Gehrig stood at the plate with a runner on second and two outs. Texas pitcher Mario De La Fuente worked the count to two balls and two strikes on the Yankee slugger. His next pitch appeared to be a strike and even Gehrig turned to head back for the dugout. The umpire however called the pitch a ball. On De La Fuente's 3-2 offering, Gehrig hit a monster home run that not only cleared the right field fence, but Red River Street as well. The ball came to rest in the garden of a fraternity house across from the stadium, some 580 feet from home plate.

In 1930, the Longhorns would again give the Bronx Bombers difficulty. It took a three-run double by Babe Ruth in the ninth to secure a 4-2 win for the Yankees.

Clark Field was probably one of the most unique ballparks in history. The outfield was rimmed by a small cliff about 12 to 15 feet high. Dubbed Billygoat Hill, the area above the cliff was fair territory, which usually meant a homer or triple for anyone who managed to hit a ball there. Austin American-Statesman writer George Breazeale once wrote of Clark Field, "There probably is no other man-made work of nature quite like it in America. All across this nation are former collegiate outfielders, some old and some stooped, who remember the good old days, the great games - and reserve invectives for 'Billygoat Hill'."

Over the years, several Horns developed a technique to scale the cliff and hold hits up there to long triples. One time an Aggie tried to duplicate their technique, but once atop the cliff he found himself stranded. The game was delayed a few minutes as he tried to make his way back to his position.

Texas said farewell to Clark Field in 1974 with an 11-6 victory over Lubbock Christian. In the final Southwest Conference (SWC) game at the park, Texas defeated Texas A&M 4-3, as the Longhorns won their 37th SWC title at Clark Field.



ATTENDANCE RECORDS

TOP CROWDS AT UFCU DISCH-FALK FIELD

Attendance	Date	Opponent	Attendance	Date	Opponent
1. 10,000	April 5, 1977	Texas Rangers (exh.)	51. 7,308	April 21, 2012	Kansas
2. 8,234	April 2, 1991	Texas Rangers (exh.)	52. 7,294	May 19, 2018	TCU
3. 8,000	May 29, 1982	Oklahoma	53. 7,286	April 15, 2011	Texas Tech
4. 7,952	April 2, 2019	Texas A&M	54. 7,278	June 11, 2011	Arizona State
5. 7,879	March 16, 2019	Texas Tech	55. 7,277	June 9, 2002	Houston
6. 7,876	April 16, 2010	Texas A&M	56. 7,250	April 22, 1988	Texas A&M
7. 7,839	May 29, 1994	Oklahoma	57. 7,241	June 8, 2009	TCU
8. 7,825	May 28, 1994	Nevada	58. 7,240	March 19, 2010	Nebraska
9. 7,812	May 27, 1994	Stanford	59. 7,235	June 10, 2011	Arizona State
10. 7,790	June 12, 2004	Vanderbilt	60. 7,231	Feb. 9, 1991	Miami (Fla.)
11. 7,785	May 20, 2011	Texas A&M	61. 7,228	March 5, 2011	Stanford
12. 7,782	Feb. 10, 1990	Arizona State	62. 7,223	June 2, 2002	Baylor
13. 7,748	March 13, 2012	Texas State	63. 7,220	June 6, 2009	TCU
14. 7,741	April 29, 2012	Texas A&M	64. 7,209	Jun. 7, 2002	Houston
15. 7,716	April 28, 2012	Texas A&M	65. 7,205	June 7, 2009	TCU
16. 7,680	March 1, 2019	LSU	66. 7,202	May 28, 1989	Oklahoma State
17. 7,616	Feb. 11, 1990	Arizona State	67. 7,201	April 16, 2011	Texas Tech
18. 7,613	May 10, 2009	Texas A&M	68. 7,200	May 24, 1992	Long Beach State
19. 7,601	March 2, 2019	LSU	7,200	May 22, 1986	Southern Illinois
20. 7,535	April 19, 2014	TCU	7,200	Apr. 26, 1986	Texas A&M
21. 7,533	May 21, 2011	Texas A&M	7,200	April 25, 1986	Texas A&M
22. 7,531	April 18, 2009	Oklahoma	7,200	May 24, 1985	Houston
23. 7,517	June 3, 2000	Penn State	73. 7,183	March 18, 1994	Texas A&M
24. 7,500	May 25, 1985	Oklahoma	74. 7,172	June 12, 2011	Arizona State
7,500	May 4, 1985	Houston	75. 7,168	May 30, 1988	California
7,500	May 29, 1983	Mississippi State	76. 7,165	May 1, 1993	Texas A&M
27. 7,496	June 2, 2000	Penn State	77. 7,160	Feb. 18, 2017	Rice
28. 7,485	June 11, 2004	Vanderbilt	78. 7,153	March 3, 2019	LSU
29. 7,483	May 29, 1989	New Orleans	79. 7,151	June 10, 2018	Tennessee Tech
30. 7,461	June 7, 2014	Houston	7,151	Feb. 27, 2010	Stanford
31. 7,460	March 15, 2019	Texas Tech	81. 7,150	Feb. 9, 1987	Miami (Fla.)
32. 7,408	April 13, 1990	Texas A&M	82. 7,148	May 17, 2003	Texas A&M
33. 7,401	April 10, 2010	Kansas	83. 7,140	June 5, 2010	Louisiana
7,401	May 31, 1993	USC	84. 7,138	April 25, 2010	Oklahoma State
35. 7,390	March 17, 2019	Texas Tech	7,138	April 28, 1990	Arkansas
36. 7,385	June 6, 2014	Houston	86. 7,131	June 6, 2010	Rice
37. 7,384	May 9, 2009	Texas A&M	87. 7,120	June 4, 2010	Rider
38. 7,374	June 8, 2002	Houston	88. 7,116	Feb. 10, 1991	Miami (Fla.)
39. 7,370	June 11, 2018	Tennessee Tech	89. 7,106	April 30, 2011	Oklahoma
40. 7,366	April 21, 2009	Rice	90. 7,104	May 30, 2009	Boston College
41. 7,363	May 30, 1993	USC	91. 7,103	April 27, 1990	Arkansas
42. 7,356	June 13, 2010	TCU	92. 7,100	May 26, 1991	Long Beach State
43. 7,339	April 29, 2011	Oklahoma	93. 7,093	March 26, 2016	TCU
44. 7,333	May 25, 1992	VCU	94. 7,067	April 17, 2011	Texas Tech
45. 7,332	April 22, 1994	Grand Canyon	95. 7,062	June 9, 2018	Tennessee Tech
46. 7,315	June 12, 2010	TCU	96. 7,046	June 2, 2018	Texas A&M
47. 7,314	April 24, 2010	Oklahoma State	97. 7,044	Feb. 22, 2014	Stanford
48. 7,313	April 19, 2009	Oklahoma	98. 7,035	April 2, 2011	Missouri
49. 7,312	June 11, 2010	TCU	99. 7,034	May 31, 2009	Army
50. 7,311	April 23, 1988	Texas A&M	100. 7,024	May 13, 1993	Texas A&M



ATTENDANCE RECORDS

TWO-GAME SERIES

	Atten.	Date	Opponent	Avg.
1.	15,511	May 1-2, 2010	Baylor	7,756
2.	15,457	April 28-29, 2012	Texas A&M	7,729
3.	15,318	May 20-21, 2011	Texas A&M	7,659
4.	15,275	June 11-12, 2004	Vanderbilt	7,638
5.	15,013	June 2-3, 2000	Penn State	7,507
6.	14,997	May 9-10, 2009	Texas A&M	7,498
7.	14,846	June 6-7, 2014	Houston	7,423
8.	14,844	April 18-19, 2009	Oklahoma	7,422
9.	14,250	Feb. 8-9, 1987	Miami (Fla.)	7,125
10.	14,086	May 1-2, 1993	Texas A&M	7,043
11.	14,071	June 1-2, 2002	Baylor	7,036
12.	13,873	May 17-18, 2003	Texas A&M	6,937
13.	13,442	May 1-2, 1999	Texas A&M	6,721
14.	13,428	April 29-30, 1995	Texas A&M	6,714
15.	13,325	April 10-11, 2015	Oklahoma	6,663
16.	13,302	May 2-3, 2015	Texas Tech	6,651
17.	13,120	May 18-19, 2012	Baylor	6,560
18.	13,019	March 14-15, 2009	Missouri	6,509
19.	12,997	May 21-22, 2005	Texas A&M	6,499
20.	12,746	April 17-18, 2004	Baylor	6,373

THREE-GAME SERIES

	Atten.	Date	Opponent	Avg.
1.	22,729	March 15-17, 2019	Texas Tech	7,576
2.	22,434	March 1-3, 2019	LSU	7,478
3.	21,983	June 11-13, 2010	TCU	7,328
4.	21,872	April 22-23, 1988	Texas A&M	7,291
5.	21,860	June 7-9, 2002	Houston	7,287
6.	21,685	June 10-12, 2011	Arizona State	7,228
7.	21,666	June 6-8, 2009	TCU	7,222
8.	21,600	April 25-26, 1986	Texas A&M	7,200
9.	21,583	June 9-11, 2018	Tennessee Tech	7,194
10.	21,554	April 15-17, 2011	Texas Tech	7,185
11.	21,379	April 27-28, 1990	Arkansas	7,126
12.	21,322	April 13-14, 1990	Texas A&M	7,107
13.	21,222	April 29-May 1, 2011	Oklahoma	7,074
14.	20,843	Feb. 9-11, 1990	Arizona State	6,948
15.	20,645	April 23-25, 2010	Oklahoma State	6,882
16.	20,590	Feb. 8-10, 1991	Miami (Fla.)	6,863
17.	20,262	March 4-6, 2011	Stanford	6,754
	20,262	April 9-11, 2010	Kansas	6,754
19.	20,174	April 13-14, 2012	Oklahoma State	6,725
20.	20,015	April 20-22, 2012	Kansas	6,672
21.	19,916	March 18-20, 2011	Kansas State	6,639
22.	19,773	April 18-20, 2008	Oklahoma State	6,591
23.	19,727	April 17-19, 2014	TCU	6,576
24.	19,699	April 1-3, 2011	Missouri	6,566
25.	19,683	April 12-13, 1996	Texas Tech	6,561
26.	19,638	Feb. 26-28, 2010	Stanford	6,546
27.	19,626	March 27-29, 2009	Texas Tech	6,542
28.	19,615	Feb. 22-23, 2003	Stanford	6,538
29.	19,588	May 17-19, 2018	TCU	6,529
30.	19,556	March 7-9, 2008	Stanford	6,522

FOUR-GAME SERIES

	Atten.	Date	Opponent	Avg.
1.	22,713	February 20-22, 2015	Minnesota	5,678
2.	22,474	February 25-28, 2016	Stanford	5,618
3.	20,490	March 12-14, 2010	Iowa	5,123
4.	20,405	March 8-11, 2018	Stanford	5,101
5.	20,310	March 3-6, 2016	California	5,077
6.	19,938	March 7-9, 2014	Hawai'i	4,985
7.	19,913	Feb. 18-20, 2011	Maryland	4,978
8.	18,095	March 11-13, 2011	Brown	4,523
9.	18,015	Feb. 17-19, 2017	Rice	4,503
10.	17,608	Feb. 20-21, 1988	UT Arlington	4,402



ALL-TIME SERIES RECORDS

Opponent	Meeting		Last			Series			Home			Away			Neutral			Postseason			Conference Tourn.			NCAA Tourn.		
	First	Latest	Last Victory		W	L	T	W	L	T	W	L	T	W	L	T	W	L	T	W	L	T	W	L	T	
			UT	Opp																						
Abilene Christian	2020	2020	2020	-	1	0	0	1	0	0	-	-	-	-	-	-	-	-	-	-	-	-	-	-	-	-
Alabama	1899	1983	1983	1904	8	1	0	1	0	0	5	1	0	2	0	0	2	0	0	-	-	-	2	0	0	-
Alabama A&M	2008	2009	2009	-	4	0	0	4	0	0	-	-	-	-	-	-	-	-	-	-	-	-	-	-	-	-
Arizona	1950	2020	2005	2020	20	13	0	11	8	0	2	1	0	2	1	0	15	7	0	-	-	-	15	7	0	-
Arizona State	1969	2011	2011	2011	29	19	0	14	8	0	11	7	0	4	4	0	6	5	0	-	-	-	6	5	0	-
Arkansas	1902	2020	2020	2019	76	37	0	43	15	0	24	18	0	9	4	0	21	7	0	16	4	0	5	3	0	-
Arkansas-Pine Bluff	2007	2007	2007	-	1	0	0	1	0	0	-	-	-	-	-	-	-	-	-	-	-	-	-	-	-	-
Arkansas State	1970	1994	1994	-	6	0	0	4	0	0	-	-	-	2	0	0	2	0	0	-	-	-	2	0	0	-
Army	2009	2009	2009	-	2	0	0	2	0	0	-	-	-	-	-	-	2	0	0	-	-	-	2	0	0	-
Auburn	1912	1995	-	1995	0	2	1	0	1	1	0	0	0	0	1	0	0	1	0	-	-	-	0	1	0	-
Austin College	1900	1925	1925	1911	18	3	0	18	3	0	-	-	-	-	-	-	-	-	-	-	-	-	-	-	-	-
Baylor	1903	2019	2019	2019	248	111	4	143	41	1	96	62	3	9	8	0	11	10	0	7	10	0	4	0	0	-
Boise State	2020	2020	2020	-	3	0	0	3	0	0	-	-	-	-	-	-	-	-	-	-	-	-	-	-	-	-
Boston College	2009	2009	2009	-	1	0	0	1	0	0	-	-	-	-	-	-	1	0	0	-	-	-	1	0	0	-
Brown	2007	2011	2011	2011	4	1	0	3	1	0	-	-	-	1	0	0	1	0	0	-	-	-	1	0	0	-
Bucknell	2003	2003	2003	-	1	0	0	1	0	0	-	-	-	-	-	-	1	0	0	-	-	-	1	0	0	-
BYU	1968	1981	1981	-	3	0	0	2	0	0	-	-	-	1	0	0	3	0	0	-	-	-	3	0	0	-
California	1947	2016	2014	2016	8	12	0	6	9	0	2	2	0	0	1	0	0	3	0	-	-	-	0	3	0	-
Cal State Fullerton	1983	2020	2020	2004	20	17	0	19	12	0	0	2	0	1	3	0	1	5	0	-	-	-	1	5	0	-
Cal State Northridge	1996	1996	1996	1996	1	2	0	1	2	0	-	-	-	-	-	-	-	-	-	-	-	-	-	-	-	-
Centenary	1914	1926	1926	-	4	0	0	2	0	0	2	0	0	-	-	-	-	-	-	-	-	-	-	-	-	-
Central Arkansas	2012	2012	2012	-	1	0	0	1	0	0	-	-	-	-	-	-	-	-	-	-	-	-	-	-	-	-
Central Connecticut St.	2002	2002	2002	-	1	0	0	1	0	0	-	-	-	-	-	-	1	0	0	-	-	-	1	0	0	-
Central Michigan	1977	1978	1978	-	4	0	0	4	0	0	-	-	-	-	-	-	-	-	-	-	-	-	-	-	-	-
College of the SW	1989	1989	1989	-	2	0	0	2	0	0	-	-	-	-	-	-	-	-	-	-	-	-	-	-	-	-
Colorado	1914	1914	1914	-	3	0	0	3	0	0	-	-	-	-	-	-	-	-	-	-	-	-	-	-	-	-
Colorado State	1950	1962	1962	-	2	0	0	-	-	-	-	-	-	2	0	0	2	0	0	-	-	-	2	0	0	-
Columbia	2014	2014	2014	-	3	0	0	3	0	0	-	-	-	-	-	-	-	-	-	-	-	-	-	-	-	-
Concordia	2002	2002	2002	-	2	0	0	2	0	0	-	-	-	-	-	-	-	-	-	-	-	-	-	-	-	-
Connecticut	1957	2017	2017	2017	4	2	0	2	1	0	-	-	-	2	1	0	2	1	0	-	-	-	2	1	0	-
Cornell	1988	1988	1988	-	1	0	0	1	0	0	-	-	-	-	-	-	-	-	-	-	-	-	-	-	-	-
Creighton	1990	2000	2000	-	8	0	0	7	0	0	-	-	-	1	0	0	2	0	0	-	-	-	2	0	0	-
Cumberland	1907	1907	1907	-	1	0	0	-	-	-	1	0	0	-	-	-	-	-	-	-	-	-	-	-	-	-
Dallas	1975	1975	1975	-	4	0	0	4	0	0	-	-	-	-	-	-	-	-	-	-	-	-	-	-	-	-
Dallas Baptist	1971	2015	2014	2015	46	8	0	46	7	0	-	-	-	0	1	0	0	1	0	-	-	-	0	1	0	-
Daniel Baker	1911	1923	1923	-	13	0	0	13	0	0	-	-	-	-	-	-	-	-	-	-	-	-	-	-	-	-
Delaware	1970	1970	1970	-	1	0	0	-	-	-	-	-	-	1	0	0	1	0	0	-	-	-	1	0	0	-
Drury College	1904	1904	1904	-	1	0	0	-	-	-	1	0	0	-	-	-	-	-	-	-	-	-	-	-	-	-
Duke	1953	2012	2012	2012	3	1	0	2	1	0	-	-	-	1	0	0	1	0	0	-	-	-	1	0	0	-
Eastern Michigan	1977	2004	2004	-	15	0	0	15	0	0	-	-	-	-	-	-	2	0	0	-	-	-	2	0	0	-
Emporia State	1981	1993	1993	-	34	0	0	34	0	0	-	-	-	-	-	-	-	-	-	-	-	-	-	-	-	-
Florida	2005	2018	2005	2018	2	2	0	-	-	-	-	-	-	2	2	0	2	2	0	-	-	-	2	2	0	-
Florida State	1965	2003	2003	2000	4	3	0	-	-	-	2	0	0	2	3	0	4	3	0	-	-	-	4	3	0	-
Fort Worth	1901	1901	1901	-	1	0	0	1	0	0	-	-	-	-	-	-	-	-	-	-	-	-	-	-	-	-
Georgia	1912	2004	2004	1912	3	1	0	-	-	-	1	1	0	2	0	0	2	0	0	-	-	-	2	0	0	-
Georgia Southern	1973	1973	1973	-	1	0	0	-	-	-	-	-	-	1	0	0	1	0	0	-	-	-	1	0	0	-
Grambling	1985	1985	1985	-	1	0	0	-	-	-	-	-	-	1	0	0	1	0	0	-	-	-	1	0	0	-
Grand Canyon	1991	1995	1995	-	9	0	0	9	0	0	-	-	-	-	-	-	-	-	-	-	-	-	-	-	-	-
Hardin-Simmons	1920	1992	1992	1986	35	1	0	35	1	0	-	-	-	-	-	-	1	0	0	-	-	-	1	0	0	-
Hawaii	1980	2014	2014	2014	8	3	0	3	2	0	5	1	0	-	-	-	0	1	0	-	-	-	0	1	0	-
Hendrix College	1917	1917	1917	-	2	0	0	2	0	0	-	-	-	-	-	-	-	-	-	-	-	-	-	-	-	-
Holy Cross	1952	1952	-	1952	0	1	0	-	-	-	-	-	-	0	1	0	0	1	0	-	-	-	0	1	0	-
Honolulu	1914	1916	1916	1916	4	3	0	4	3	0	-	-	-	-	-	-	-	-	-	-	-	-	-	-	-	-
Houston	1958	2018	2018	2016	95	32	2	56	14	1	34	16	1	5	2	0	17	6	1	7	0	0	10	6	1	-
Houston Baptist	1969	2012	2012	-	6	0	0	6	0	0	-	-	-	-	-	-	-	-	-	-	-	-	-	-	-	-
Howard Payne	1914	1993	1993	-	10	0	0	10	0	0	-	-	-	-	-	-	-	-	-	-	-	-	-	-	-	-
Illinois	1914	1991	1991	1990	5	4	0	5	2	0	0	2	0	-	-	-	-	-	-	-	-	-	-	-	-	-
Incarnate Word	2015	2019	2019	2019	3	1	0	3	0	0	0	1	0	-	-	-	-	-	-	-	-	-	-	-	-	-
Indiana	2018	2018	2018	-	1	0	0	1	0	0	-	-	-	-	-	-	1	0	0	-	-	-	1	0	0	-



Opponent	Meeting		Last Victory		Series			Home			Away			Neutral			Postseason			Conference Tourn.			NCAA Tourn.		
	First	Latest	UT	Opp	W	L	T	W	L	T	W	L	T	W	L	T	W	L	T	W	L	T	W	L	T
Indiana State	1994	1995	1995	-	3	0	0	2	0	0	-	-	-	1	0	0	1	0	0	-	-	-	1	0	0
Iowa	1930	2010	2010	-	6	0	0	6	0	0	-	-	-	-	-	-	-	-	-	-	-	-	-	-	-
Iowa State	1990	2001	2001	2001	8	5	0	4	3	0	4	2	0	-	-	-	-	-	-	-	-	-	-	-	-
Ithaca College	1962	1962	1962	-	1	0	0	-	-	-	-	-	-	1	0	0	1	0	0	-	-	-	1	0	0
James Madison	1983	1983	1983	-	1	0	0	-	-	-	-	-	-	1	0	0	1	0	0	-	-	-	1	0	0
Jasper College	1904	1904	1904	-	1	0	0	-	-	-	1	0	0	-	-	-	-	-	-	-	-	-	-	-	-
Jefferson Military	1900	1902	1902	-	4	0	1	-	-	-	4	0	1	-	-	-	-	-	-	-	-	-	-	-	-
Kansas	1906	2019	2018	2019	52	28	0	30	10	0	19	17	0	3	1	0	3	1	0	3	1	0	-	-	-
Kansas State	1985	2019	2019	2019	57	20	1	31	11	1	23	9	0	3	0	0	3	0	0	3	0	0	-	-	-
Kent State	2011	2011	2011	2011	2	1	0	2	1	0	-	-	-	-	-	-	-	-	-	-	-	-	-	-	-
Kentucky	1993	1993	1993	-	1	0	0	-	-	-	-	-	-	1	0	0	1	0	0	-	-	-	1	0	0
Lafayette	1953	1953	1953	-	2	0	0	-	-	-	-	-	-	2	0	0	2	0	0	-	-	-	2	0	0
Lamar	1970	2020	2020	2016	35	7	0	34	5	0	0	2	0	1	0	0	9	1	0	-	-	-	9	1	0
Long Beach State	1989	2007	2007	2007	6	4	0	3	2	-	2	2	0	1	0	0	3	1	0	-	-	-	3	1	0
Louisiana-Lafayette	1973	2019	2019	2019	33	8	0	30	4	0	3	1	0	0	3	0	1	1	0	-	-	-	1	1	0
Louisiana-Monroe	1983	1983	1983	-	1	0	0	-	-	-	-	-	-	1	0	0	1	0	0	-	-	-	1	0	0
Louisiana Tech	1974	2010	2010	1980	25	2	0	22	1	0	-	-	-	3	1	0	4	2	0	-	-	-	4	2	0
Louisville	2014	2014	2014	-	1	0	0	-	-	-	-	-	-	1	0	0	1	0	0	-	-	-	1	0	0
Loyola Marymount	2002	2012	2012	2012	4	1	0	4	1	0	-	-	-	-	-	-	-	-	-	-	-	-	-	-	-
LSU	1899	2020	2019	2020	27	13	1	17	2	1	8	7	0	2	4	0	2	3	0	-	-	-	2	3	0
Lubbock Christian	1974	1996	1996	1994	60	14	0	56	14	0	-	-	-	4	0	0	8	0	0	8	0	0	-	-	-
Maine	1984	1996	1996	-	7	0	0	7	0	0	-	-	-	-	-	-	-	-	-	-	-	-	-	-	-
Mankato State	1985	1986	1986	-	4	0	0	4	0	0	-	-	-	-	-	-	-	-	-	-	-	-	-	-	-
Mary Hardin-Baylor	1993	1993	1993	1993	1	1	0	1	1	0	-	-	-	-	-	-	-	-	-	-	-	-	-	-	-
Maryland	2011	2011	2011	2011	3	1	0	3	1	0	-	-	-	-	-	-	-	-	-	-	-	-	-	-	-
McMurry College	1946	1947	1947	-	3	0	0	1	0	0	2	0	0	-	-	-	-	-	-	-	-	-	-	-	-
McNeese State	1991	2018	2018	2001	5	2	0	4	2	0	-	-	-	1	0	0	1	0	0	-	-	-	1	0	0
Miami (Fla.)	1976	2003	2003	1999	21	19	0	12	3	0	3	13	0	6	3	0	6	4	0	-	-	-	6	4	0
Miami (Ohio)	2000	2007	2007	2007	4	1	0	3	1	0	-	-	-	1	0	0	2	0	0	-	-	-	2	0	0
Michigan	1953	1988	1988	1962	6	3	0	2	0	0	-	-	-	4	3	0	5	3	0	-	-	-	5	3	0
Midwestern	1981	1983	1983	-	6	0	0	6	0	0	-	-	-	-	-	-	-	-	-	-	-	-	-	-	-
Minnesota	1924	2015	2015	2013	71	22	0	69	21	0	2	1	0	-	-	-	-	-	-	-	-	-	-	-	-
Mississippi	1900	2005	2005	2005	14	5	0	2	0	0	10	5	0	2	0	0	4	1	0	-	-	-	4	1	0
Mississippi State	1922	1985	1985	1983	5	4	0	2	3	0	1	1	0	2	0	0	4	1	0	-	-	-	4	1	0
Missouri	1905	2020	2012	2020	34	28	0	18	8	0	13	13	0	3	7	0	2	6	0	2	5	0	0	1	0
Nebraska	1954	2015	2013	2015	31	31	0	15	15	0	12	14	0	4	2	0	3	2	0	3	2	0	-	-	-
Nevada	1994	1994	1994	-	1	0	0	-	-	-	-	-	-	1	0	0	1	0	0	-	-	-	1	0	0
New Orleans	1984	2018	2018	2018	11	1	0	10	1	0	-	-	-	1	0	0	4	0	0	-	-	-	4	0	0
New Mexico	2010	2010	2010	2010	1	2	0	1	2	0	-	-	-	-	-	-	-	-	-	-	-	-	-	-	-
North Carolina	2011	2011	-	2011	0	1	0	-	-	-	-	-	-	0	1	0	0	1	0	-	-	-	0	1	0
North Carolina State	1968	2006	-	2006	0	4	0	0	3	0	-	-	-	0	1	0	0	2	0	-	-	-	0	2	0
North Dakota	1963	1966	1966	-	2	0	0	2	0	0	-	-	-	-	-	-	-	-	-	-	-	-	-	-	-
North Texas	1988	1988	1988	-	2	0	0	2	0	0	-	-	-	-	-	-	-	-	-	-	-	-	-	-	-
Northwestern	1929	2018	2018	2018	9	1	0	9	1	0	-	-	-	-	-	-	-	-	-	-	-	-	-	-	-
Northwestern State	2002	2002	2002	-	1	0	0	1	0	0	-	-	-	-	-	-	-	-	-	-	-	-	-	-	-
Notre Dame	1957	1995	1995	1991	3	3	0	2	2	0	-	-	-	1	1	0	0	1	0	-	-	-	0	1	0
NYU	1969	1969	-	1969	0	1	0	-	-	-	-	-	-	0	1	0	0	1	0	-	-	-	0	1	0
Ohio	1970	1970	1970	-	1	0	0	-	-	-	-	-	-	1	0	0	1	0	0	-	-	-	1	0	0
Ohio State	1948	2004	2004	1949	9	1	0	7	1	0	-	-	-	2	0	0	1	0	0	-	-	-	1	0	0
Oklahoma	1910	2019	2019	2019	151	62	2	105	38	2	33	19	0	13	5	0	16	7	0	5	2	0	11	5	0
Oklahoma City	1933	1985	1985	-	4	0	0	4	0	0	-	-	-	-	-	-	-	-	-	-	-	-	-	-	-
Oklahoma State	1913	2019	2018	2019	62	46	0	33	15	0	17	21	0	12	10	0	16	13	0	7	6	0	9	7	0
Old Dominion	1990	1990	1990	-	1	0	0	-	-	-	-	-	-	1	0	0	1	0	0	-	-	-	1	0	0
Oral Roberts	1981	2013	2013	2010	20	3	1	20	1	1	0	2	0	-	-	-	2	0	0	-	-	-	2	0	0
Oregon State	1952	2015	1952	2015	1	1	0	-	-	-	-	-	-	1	1	0	1	1	0	-	-	-	1	1	0
Parsons College	1965	1965	1965	-	1	0	0	1	0	0	-	-	-	-	-	-	-	-	-	-	-	-	-	-	-
Penn State	1952	2009	2009	1957	8	2	0	7	0	0	-	-	-	1	2	0	3	2	0	-	-	-	3	2	0
Pepperdine	1979	1996	1996	1996	6	8	0	6	4	0	-	-	-	0	4	0	0	4	0	-	-	-	0	4	0
Phillips	1970	1978	1978	-	4	0	0	4	0	0	-	-	-	-	-	-	-	-	-	-	-	-	-	-	-
Plano	1975	1975	1975	-	4	0	0	4	0	0	-	-	-	-	-	-	-	-	-	-	-	-	-	-	-
Polytechnic	1911	1913	1913	1913	7	1	0	7	1	0	-	-	-	-	-	-	-	-	-	-	-	-	-	-	-
Prairie View A&M	1977	2016	2016	-	11	0	0	11	0	0	-	-	-	-	-	-	-	-	-	-	-	-	-	-	-





Opponent	Meeting		Last			Series			Home			Away			Neutral			Postseason			Conference Tourn.			NCAA Tourn.				
	First	Latest	Last	Victory	Opp	W	L	T	W	L	T	W	L	T	W	L	T	W	L	T	W	L	T	W	L	T		
			UI	Opp																								
Princeton	2011	2011	2011	-	1	0	0	1	0	0	-	-	-	-	-	-	1	0	0	-	-	-	1	0	0			
Purdue	2005	2019	2019	2019	6	1	0	6	1	0	-	-	-	-	-	-	-	-	-	-	-	-	-	-	-	-		
Quinnipiac	2005	2005	2005	-	1	0	0	1	0	0	-	-	-	-	-	-	1	0	0	-	-	-	1	0	0			
Rice	1915	2020	2020	2017	232	58	2	126	19	1	102	34	1	4	5	0	6	6	0	3	3	0	3	3	0			
Richmond	2017	2017	2017	-	1	0	0	1	0	0	-	-	-	-	-	-	-	-	-	-	-	-	-	-	-	-		
Rutgers	1950	1950	1950	1950	1	1	0	-	-	-	-	-	-	1	1	0	1	1	0	-	-	-	1	1	0			
St. Edward's	1898	1916	1915	1916	23	16	2	22	16	2	-	-	-	1	0	0	-	-	-	-	-	-	-	-	-	-		
St. John's	1949	2008	2008	2008	2	2	0	-	-	-	-	-	-	2	2	0	2	2	0	-	-	-	-	-	2	2	0	
St. Mary's (Texas)	1962	1997	1996	1997	59	7	0	51	6	0	8	1	0	-	-	-	-	-	-	-	-	-	-	-	-	-		
Sacramento State	2013	2013	2013	2013	2	1	0	2	1	0	-	-	-	-	-	-	-	-	-	-	-	-	-	-	-	-		
Sam Houston State	1952	2020	2020	2015	79	19	0	75	19	0	1	0	0	3	0	0	2	0	0	-	-	-	-	-	2	0	0	
San Diego	2003	2015	2007	2015	7	7	0	3	2	0	3	3	0	1	2	0	-	-	-	-	-	-	-	-	-	-		
San Diego State	2004	2005	2005	-	6	0	0	3	0	0	3	0	0	-	-	-	-	-	-	-	-	-	-	-	-	-		
Santa Clara	1962	1962	-	1962	0	1	0	-	-	-	-	-	-	0	1	0	0	1	0	-	-	-	0	1	0	0		
Schreiner College	1993	1993	1993	-	1	0	0	1	0	0	-	-	-	-	-	-	-	-	-	-	-	-	-	-	-	-		
Seton Hall	1974	1975	1975	-	2	0	0	-	-	-	-	-	-	2	0	0	2	0	0	-	-	-	-	-	2	0	0	
Sewanee	1900	1900	1900	1900	1	1	0	-	-	-	1	1	0	-	-	-	-	-	-	-	-	-	-	-	-	-		
SMU	1918	1980	1980	1978	142	23	0	76	10	0	66	13	0	-	-	-	-	-	-	-	-	-	-	-	-	-		
South Alabama	1975	1987	1987	-	2	0	0	1	0	0	-	-	-	1	0	0	1	0	0	-	-	-	-	-	1	0	0	
South Carolina	1975	2002	2002	-	3	0	0	-	-	-	-	-	-	3	0	0	3	0	0	-	-	-	-	-	3	0	0	
Southeastern Oklahoma	1983	1984	1984	-	4	0	0	4	0	0	-	-	-	-	-	-	-	-	-	-	-	-	-	-	-	-		
Southern	1988	1988	1988	-	1	0	0	1	0	0	-	-	-	-	-	-	1	0	0	-	-	-	-	-	1	0	0	
Southern Illinois	1986	1998	1998	-	2	0	0	2	0	0	-	-	-	-	-	-	1	0	0	-	-	-	-	-	1	0	0	
Southern Mississippi	1991	2009	2009	-	2	0	0	1	0	0	-	-	-	1	0	0	2	0	0	-	-	-	-	-	2	0	0	
Southwestern	1900	1991	1991	1980	86	18	2	68	10	0	18	8	2	-	-	-	-	-	-	-	-	-	-	-	-	-		
Stanford	1981	2019	2019	2019	36	45	1	20	18	1	11	24	0	5	2	0	6	6	0	-	-	-	-	-	6	6	0	
Stephen F. Austin	1991	2012	2012	-	8	0	0	8	0	0	-	-	-	-	-	-	-	-	-	-	-	-	-	-	-	-	-	
Sul Ross	1954	1989	1989	1954	2	1	0	2	1	0	-	-	-	-	-	-	-	-	-	-	-	-	-	-	-	-	-	
Tarleton State	1994	1997	1997	-	4	0	0	4	0	0	-	-	-	-	-	-	-	-	-	-	-	-	-	-	-	-	-	
TCU	1897	2019	2019	2019	228	74	2	133	29	0	83	39	2	12	6	0	9	5	0	6	2	0	3	3	0	3	3	0
Tennessee	2008	2012	-	2012	0	2	0	-	-	-	-	-	-	0	2	0	-	-	-	-	-	-	-	-	-	-	-	
Tennessee Tech	2018	2018	2018	2018	2	1	0	2	1	0	-	-	-	-	-	-	2	1	0	-	-	-	-	-	2	1	0	
Texas A&M	1903	2019	2018	2019	244	127	5	132	46	5	99	71	0	13	9	0	18	7	0	15	6	0	3	1	0	3	1	0
Texas A&M-CC	2001	2019	2018	2019	20	5	0	16	4	0	4	1	0	-	-	-	-	-	-	-	-	-	-	-	-	-	-	
Texas Lutheran	1960	1997	1995	1997	66	4	0	56	4	0	10	0	0	-	-	-	-	-	-	-	-	-	-	-	-	-	-	
Texas Southern	1995	2019	2019	-	12	0	0	12	0	0	-	-	-	-	-	-	1	0	0	-	-	-	-	-	1	0	0	
Texas State	1986	2019	2018	2019	50	12	0	43	10	0	5	2	0	2	0	0	2	0	0	-	-	-	-	-	2	0	0	
Texas Tech	1968	2019	2019	2019	114	48	0	60	22	0	47	22	0	7	3	0	9	3	0	9	3	0	-	-	-	-	-	
Texas Wesleyan	1977	1984	1984	1983	24	2	0	24	2	0	-	-	-	-	-	-	-	-	-	-	-	-	-	-	-	-	-	
Trinity	1904	1975	1975	1968	36	4	0	24	3	0	3	0	0	9	1	0	4	0	0	-	-	-	-	-	4	0	0	
Tufts	1950	1950	1950	-	1	0	0	-	-	-	-	-	-	1	0	0	1	0	0	-	-	-	-	-	1	0	0	
Tulane	1899	2016	2016	2016	12	4	1	3	2	0	6	1	1	3	1	0	2	0	0	-	-	-	-	-	2	0	0	
Tulsa	1969	1977	1977	1969	2	1	0	2	0	0	-	-	-	0	1	0	0	1	0	-	-	-	-	-	0	1	0	
UAB	1991	1991	1991	-	1	0	0	1	0	0	-	-	-	-	-	-	1	0	0	-	-	-	-	-	1	0	0	
UC Irvine	2007	2014	2014	2014	1	3	0	-	-	-	-	-	-	1	3	0	1	3	0	-	-	-	-	-	1	3	0	
UCLA	1989	2017	2016	2017	8	4	0	6	1	0	1	2	-	1	1	0	1	1	0	-	-	-	-	-	1	1	0	
UC Santa Barbara	1987	2013	2013	1987	4	2	0	4	2	0	-	-	-	-	-	-	-	-	-	-	-	-	-	-	-	-	-	
UIC	2009	2009	2009	-	4	0	0	4	0	0	-	-	-	-	-	-	-	-	-	-	-	-	-	-	-	-	-	
UNLV	1984	2016	2016	2016	7	3	0	6	1	0	1	2	-	-	-	-	1	0	0	-	-	-	-	-	1	0	0	
USC	1961	1999	1999	1998	16	10	0	13	3	0	2	1	0	1	6	0	4	6	0	-	-	-	-	-	4	6	0	
UT Arlington	1981	2017	2017	2015	56	18	0	55	17	0	0	1	0	1	0	0	3	0	0	-	-	-	-	-	-	-	-	
UTRGV (formerly UTPA)	1968	2019	2019	1971	51	6	0	43	1	0	1	3	0	7	2	0	14	3	0	-	-	-	-	-	14	3	0	
UTSA	1993	2020	2020	2019	26	6	0	21	4	0	5	2	0	-	-	-	-	-	-	-	-	-	-	-	-	-	-	
UW Milwaukee	2001	2001	2001	-	3	0	0	3	0	0	-	-	-	-	-	-	-	-	-	-	-	-	-	-	-	-	-	
UW Stevens Point	1977	1977	1977	-	2	0	0	2	0	0	-	-	-	-	-	-	-	-	-	-	-	-	-	-	-	-	-	
Valparaiso	2014	2014	2014	-	1	0	0	1	0	0	-	-	-	-	-	-	-	-	-	-	-	-	-	-	-	-	-	
Vanderbilt	1900	2014	2014	2014	7	7	0	2	0	0	4	6	0	1	1	0	3	1	0	-	-	-	-	-	3	1	0	
VCU	1992	2008	2008	1992	8	1	0	8	1	0	-	-	-	-	-	-	2	1	0	-	-	-	-	-	2	1	0	
Villanova	2006	2006	2006	-	3	0	0	3	0	0	-	-	-	-	-	-	-	-	-	-	-	-	-	-	-	-	-	
Wabash College	1914	1914	1914	-	1	0	0	-	-	-	1	0	0	-	-	-	-	-	-	-	-	-	-	-	-	-	-	
Wake Forest	1949	2007	2007	-	3	0	0	-	-	-	-	-	-	3	0	0	3	0	0	-	-	-	-	-	3	0	0	
Washington State	1950	2007	2007	2007	9	5	0	7	4	0	-	-	-	2	1	0	2	1	0	-	-	-	-	-	2	1	0	





Opponent	Meeting		Last Victory		Series			Home			Away			Neutral			Postseason			Conference Tourn.			NCAA Tourn.		
	First	Latest	UT	Opp	W	L	T	W	L	T	W	L	T	W	L	T	W	L	T	W	L	T	W	L	T
Weatherford College	1901	1901	1901	-	1	0	0	1	0	0	-	-	-	-	-	-	-	-	-	-	-	-	-	-	-
West Virginia	2013	2019	2019	2019	8	13	0	6	6	0	2	7	0	-	-	-	-	-	-	-	-	-	-	-	-
Western Kentucky	1987	1987	1987	-	1	0	0	1	0	0	-	-	-	-	-	-	-	-	-	-	-	-	-	-	-
Western Michigan	1961	1961	-	1961	0	1	0	-	-	-	-	-	-	0	1	0	0	1	0	-	-	-	0	1	0
Westminster	1914	1914	1914	-	1	0	0	-	-	-	1	0	0	-	-	-	-	-	-	-	-	-	-	-	-
Wichita State	1982	2015	2015	1993	3	3	0	3	0	0	-	-	-	0	3	0	0	3	0	-	-	-	0	3	0
Winthrop	2002	2007	2007	-	2	0	0	2	0	0	-	-	-	-	-	-	-	-	-	-	-	-	-	-	-
Wisconsin	1967	1967	1967	-	1	0	0	1	0	0	-	-	-	-	-	-	-	-	-	-	-	-	-	-	-
Xavier	2019	2019	2019	-	3	0	0	3	0	0	-	-	-	-	-	-	-	-	-	-	-	-	-	-	-
Youngstown State	2004	2005	2005	-	4	0	0	4	0	0	-	-	-	-	-	-	1	0	0	-	-	-	1	0	0

ALL-TIME SERIES AT UFCU DISCH-FALK FIELD

Collegiate Record: 1,521-388-3 (.796) / vs. Non-Collegiate Teams: 16-4-0 (.800) / Overall Record: 1,537-392-3 (.796)

TEXAS VS. OPPONENTS AT UFCU DISCH-FALK FIELD

School	W-L	School	W-L	Notre Dame	1-2	Texas A&M-Corpus Christi	16-4
Abilene Christian	1-0	Incarnate Word	3-0	Oklahoma	47-19	Texas Lutheran	36-4
Alabama A&M	4-0	Indiana	1-0	Oklahoma City	2-0	Texas Southern	12-0
Arizona	3-6	Indiana State	2-0	Oklahoma State	24-13	Texas State	43-10
Arizona State	14-8	Iowa	4-0	Old Dominion	1-0	Texas Tech	50-20
Arkansas	29-14	Iowa State	4-3	Oral Roberts	20-1-1	Texas Wesleyan	24-2
Arkansas-Pine Bluff	1-0	Kansas	30-9	Penn State	7-0	Trinity	1-0
Arkansas State	5-0	Kansas State	31-11-1	Pepperdine	6-4	Tulane	2-2
Army	2-0	Kent State	2-1	Phillips	2-0	Tulsa	2-0
Baylor	51-21	Kentucky	1-0	Plano	4-0	UAB	1-0
Boise State	3-0	Lamar	26-5	Prairie View A&M	11-0	UCLA	6-1
Boston College	1-0	Long Beach State	3-2	Princeton	1-0	UC Santa Barbara	4-2
Brown	3-1	Louisiana-Lafayette	22-4	Purdue	6-1	UIC	4-0
Bucknell	1-0	Louisiana-Monroe	1-0	Quinnipiac	1-0	UNLV	6-1
BYU	2-0	Louisiana Tech	21-1	Rice	46-13	USC	13-3
California	5-7	Loyola Marymount	4-1	Richmond	1-0	UT Arlington	56-17
Cal State Fullerton	19-12	LSU	7-2	Rider	1-0	UTRGV (formerly UTPA)	37-0
Cal State Northridge	1-2	Lubbock Christian	57-13	Sacramento State	2-1	UTSA	21-4
Central Arkansas	1-0	Maine	7-0	Sam Houston State	33-6	UW Milwaukee	3-0
Central Connecticut State	1-0	Mankato State	4-0	San Diego	3-2	UW-Stevens Point	2-0
Central Michigan	4-0	Mary Hardin-Baylor	1-1	San Diego State	3-0	Valparaiso	1-0
Columbia	3-0	Maryland	3-1	Schreiner College	1-0	Vanderbilt	2-0
Concordia	2-0	McNeese State	5-2	SMU	8-1	VCU	8-1
Connecticut	2-1	Miami (Fla.)	12-3	South Alabama	1-0	Villanova	3-0
Cornell	1-0	Miami (Ohio)	3-1	Southeastern Oklahoma	4-0	Washington State	7-4
Creighton	7-0	Michigan	1-0	Southern	1-0	West Virginia	6-6
Dallas	4-0	Midwestern	6-0	Southern Illinois	2-0	Western Kentucky	1-0
Dallas Baptist	42-7	Minnesota	26-7	Southern Mississippi	1-0	Wichita State	3-0
Duke	2-1	Mississippi State	2-1	College of the Southwest	2-0	Winthrop	2-0
Eastern Michigan	15-0	Missouri	17-7	Southwestern	25-2	Xavier	3-0
Emporia State	34-0	Nebraska	14-12	St. Mary's (Texas)	36-5	Youngstown State	4-0
Grambling	1-0	Nevada	1-0	Stanford	20-16-1		
Grand Canyon	9-0	New Mexico	1-2	Stephen F. Austin	8-0		
Hardin-Simmons	28-1	New Orleans	10-1	Sul Ross	2-0		
Hawaii	4-2	North Carolina State	0-3	Tarleton State	4-0		
Houston	46-10	North Texas	2-0	School	W-L		
Houston Baptist	4-0	Northwestern	3-1	TCU	49-12		
Howard Payne	2-0	School	W-L	Tennessee Tech	2-1		
Illinois	4-2	Northwestern State	1-0	Texas A&M	51-16		





ALL-TIME RESULTS VS. OPPONENTS

*-Conference Game ^-Conference Tournament +NCAA District Playoff/NCAA Regional &-NCAA Super Regional \$-NCAA College World Series

Abilene Christian (1-0)

H: (1-0) A: (0-0) N: (0-0)
 Mar. 11, 2020 Austin, Texas W, 9-1

Alabama (8-1)

H: (1-0) A: (5-1) N: (2-0)
 Apr. 17, 1899 Tuscaloosa, Ala. W, 9-3
 Apr. 18, 1899 Tuscaloosa, Ala. W, 10-1
 Apr. 19, 1899 Tuscaloosa, Ala. W, 4-2
 Apr. 29, 1904 Tuscaloosa, Ala. W, 7-0
 Apr. 30, 1904 Tuscaloosa, Ala. L, 3-6
 Apr. 30, 1904 Tuscaloosa, Ala. W, 3-2
 Apr. 29, 1922 Austin, Texas W, 5-3
 June 08, 1983\$ Omaha, Neb. W, 6-4 (10)
 June 11, 1983\$ Omaha, Neb. W, 4-3

Alabama A&M (4-0)

H: (4-0) A: (0-0) N: (0-0)
 May 14, 2008 Austin, Texas W, 18-0
 May 14, 2008 Austin, Texas W, 14-3
 May 17, 2009 Austin, Texas W, 5-1
 May 17, 2009 Austin, Texas W, 9-3

Arizona (20-13)

H: (11-8) A: (7-4) N: (2-1)
 June 06, 1950+ Austin, Texas L, 4-5
 June 07, 1950+ Austin, Texas W, 9-8
 June 08, 1950+ Austin, Texas W, 7-3
 June 06, 1952+ Austin, Texas W, 3-1
 June 06, 1952+ Austin, Texas L, 0-1
 June 07, 1952+ Austin, Texas W, 15-8
 June 03, 1953+ Tucson, Ariz. W, 7-6
 June 04, 1953+ Tucson, Ariz. L, 3-4
 June 05, 1953+ Tucson, Ariz. W, 5-3
 May 31, 1957+ Austin, Texas W, 2-0
 June 04, 1957+ Austin, Texas W, 7-1
 June 05, 1958+ Tucson, Ariz. W, 14-3
 June 06, 1958+ Tucson, Ariz. L, 4-16
 June 07, 1958+ Tucson, Ariz. L, 2-5
 June 05, 1961+ Austin, Texas W, 8-2
 June 06, 1961+ Austin, Texas W, 5-4
 May 17, 1962+ Tucson, Ariz. W, 1-0
 May 18, 1962+ Tucson, Ariz. W, 7-4
 June 13, 1963\$ Omaha, Neb. L, 8-10
 June 13, 1966\$ Omaha, Neb. W, 5-1
 Mar. 23, 1979 Austin, Texas L, 2-8
 Mar. 23, 1979 Austin, Texas L, 4-7
 Mar. 24, 1979 Austin, Texas L, 3-7
 Mar. 24, 1979 Austin, Texas W, 4-0
 June 01, 1985\$ Omaha, Neb. W, 2-1
 May 23, 1986+ Austin, Texas L, 3-9
 Mar. 07, 2003 Austin, Texas L, 1-5
 Mar. 08, 2003 Austin, Texas W, 3-2
 Mar. 09, 2003 Austin, Texas W, 4-1
 Mar. 04, 2005 Tucson, Ariz. W, 5-4
 Mar. 05, 2005 Tucson, Ariz. L, 3-8
 Mar. 06, 2005 Tucson, Ariz. W, 5-4
 Mar. 03, 2020 Austin, Texas L, 6-8

Arizona State (29-19)

H: (14-8) A: (11-7) N: (4-4)
 June 13, 1969\$ Omaha, Neb. W, 4-0
 June 12, 1973\$ Omaha, Neb. L, 5-6
 June 08, 1975\$ Omaha, Neb. L, 2-5
 Mar. 15, 1976 Austin, Texas W, 4-3
 Mar. 15, 1976 Austin, Texas W, 4-2
 Mar. 16, 1976 Austin, Texas L, 0-6
 Mar. 16, 1976 Austin, Texas L, 1-7
 May 30, 1981\$ Omaha, Neb. L, 2-11
 June 07, 1981\$ Omaha, Neb. L, 3-12
 Mar. 18, 1983 Austin, Texas W, 11-2
 Mar. 18, 1983 Austin, Texas W, 6-0
 Feb. 23, 1984 Tempe, Ariz. W, 6-4
 Feb. 24, 1984 Tempe, Ariz. L, 0-4
 Feb. 25, 1984 Tempe, Ariz. L, 5-6
 Mar. 13, 1984 Austin, Texas W, 6-5
 Mar. 14, 1984 Austin, Texas W, 3-2
 June 07, 1984\$ Omaha, Neb. W, 8-4
 Feb. 22, 1985 Tempe, Ariz. W, 13-7 (13)
 Feb. 23, 1985 Tempe, Ariz. W, 9-5
 Feb. 24, 1985 Tempe, Ariz. W, 6-5 (10)
 Mar. 10, 1986 Austin, Texas W, 12-4
 Feb. 20, 1987 Tempe, Ariz. W, 7-4

Feb. 21, 1987 Tempe, Ariz. L, 5-6
 Feb. 22, 1987 Tempe, Ariz. W, 11-2
 Feb. 13, 1988 Austin, Texas L, 2-15
 Feb. 14, 1988 Austin, Texas L, 5-8
 Feb. 15, 1988 Austin, Texas L, 4-5 (8)
 Feb. 17, 1989 Tempe, Ariz. W, 10-3
 Feb. 18, 1989 Tempe, Ariz. W, 4-1
 Feb. 19, 1989 Tempe, Ariz. L, 4-8
 Feb. 09, 1990 Austin, Texas L, 3-6
 Feb. 10, 1990 Austin, Texas W, 11-4
 Feb. 11, 1990 Austin, Texas W, 9-5
 Feb. 15, 1991 Tempe, Ariz. L, 3-4
 Feb. 16, 1991 Tempe, Ariz. L, 4-18
 Feb. 17, 1991 Tempe, Ariz. W, 16-1 (8)
 Feb. 21, 1992 Austin, Texas W, 11-10 (4)
 Feb. 22, 1992 Austin, Texas W, 7-6
 Feb. 23, 1992 Austin, Texas L, 11-16
 May 27, 2000+ Tempe, Ariz. L, 1-3
 May 28, 2000+ Tempe, Ariz. W, 6-4
 May 28, 2000+ Tempe, Ariz. W, 9-7
 Mar. 14, 2006 Austin, Texas W, 11-6
 June 16, 2009\$ Omaha, Neb. W, 10-6
 June 19, 2009\$ Omaha, Neb. W, 4-3
 June 10, 2011& Austin, Texas L, 1-3
 June 11, 2011& Austin, Texas W, 5-1
 June 12, 2011& Austin, Texas W, 4-2

Arkansas (76-37)

H: (43-15) A: (24-18) N: (9-4)
 May 02, 1902 Fayetteville, Ark. W, 4-3
 May 03, 1902 Fayetteville, Ark. W, 4-1
 May 08, 1902 Austin, Texas W, 7-1
 May 09, 1902 Austin, Texas W, 9-4
 May 10, 1902 Austin, Texas W, 5-4
 Apr. 06, 1904 Austin, Texas W, 12-0
 May 03, 1904 Fayetteville, Ark. W, 6-5
 May 04, 1904 Fayetteville, Ark. L, 0-5
 Apr. 26, 1907 Fayetteville, Ark. L, 1-3
 Apr. 27, 1907 Fayetteville, Ark. W, 1-0
 Apr. 23, 1908 Austin, Texas L, 1-2
 Apr. 24, 1908 Austin, Texas W, 5-4
 Apr. 25, 1908 Austin, Texas W, 8-2
 Apr. 20, 1911 Fayetteville, Ark. L, 4-5
 Apr. 21, 1911 Fayetteville, Ark. L, 1-2
 Apr. 10, 1922* Austin, Texas W, 13-10
 Apr. 11, 1922* Austin, Texas W, 15-5
 Apr. 12, 1922* Austin, Texas W, 6-4
 Apr. 12, 1922* Austin, Texas W, 10-3
 Apr. 28, 1924* Austin, Texas W, 16-1
 Apr. 29, 1924* Austin, Texas W, 24-3
 May 08, 1925* Fayetteville, Ark. W, 14-3
 May 09, 1925* Fayetteville, Ark. W, 9-4
 May 05, 1926* Austin, Texas W, 5-0
 May 06, 1926* Austin, Texas W, 6-1
 Mar. 29, 1974* Fayetteville, Ark. W, 19-4
 Mar. 30, 1974* Fayetteville, Ark. W, 3-2
 Mar. 30, 1974* Fayetteville, Ark. L, 5-8
 Mar. 28, 1975* Austin, Texas W, 6-1
 Mar. 29, 1975* Austin, Texas W, 5-1
 Mar. 29, 1975* Austin, Texas W, 3-2
 Apr. 23, 1976* Austin, Texas W, 10-1
 Apr. 24, 1976* Austin, Texas W, 5-2
 Apr. 24, 1976* Austin, Texas L, 3-6
 Apr. 22, 1977* Fayetteville, Ark. W, 5-1 (11)
 Apr. 22, 1977* Fayetteville, Ark. W, 7-1
 Apr. 24, 1977* Fayetteville, Ark. L, 0-1
 May 20, 1977^ Austin, Texas W, 8-1
 Mar. 04, 1978* Austin, Texas L, 4-5
 Mar. 04, 1978* Austin, Texas L, 1-2 (12)
 Mar. 05, 1978* Austin, Texas W, 18-3
 Mar. 02, 1979* Fayetteville, Ark. L, 0-2
 Mar. 03, 1979* Fayetteville, Ark. W, 3-2 (8)
 Mar. 03, 1979* Fayetteville, Ark. W, 1-0
 May 13, 1979^ Austin, Texas W, 6-2
 May 14, 1979^ Austin, Texas W, 12-6
 June 05, 1979\$ Omaha, Neb. L, 4-9
 Apr. 04, 1980* Austin, Texas L, 1-2
 Apr. 05, 1980* Austin, Texas W, 15-3
 Apr. 05, 1980* Austin, Texas L, 6-8
 May 18, 1980^ College Station, Texas W, 6-4
 May 19, 1980^ College Station, Texas L, 7-8
 May 20, 1980^ College Station, Texas W, 9-4

Apr. 03, 1981* Fayetteville, Ark. L, 0-7
 Apr. 04, 1981* Fayetteville, Ark. W, 5-4
 Apr. 04, 1981* Fayetteville, Ark. W, 8-6
 May 17, 1981^ Austin, Texas W, 11-1
 Apr. 02, 1982* Austin, Texas L, 1-8
 Apr. 03, 1982* Austin, Texas W, 11-5
 Apr. 03, 1982* Austin, Texas W, 5-2
 May 15, 1982^ College Station, Texas W, 8-0
 Mar. 25, 1983* Fayetteville, Ark. W, 9-4
 Mar. 27, 1983* Fayetteville, Ark. W, 6-1
 Mar. 27, 1983* Fayetteville, Ark. W, 11-9
 May 14, 1983^ Austin, Texas W, 2-2
 May 15, 1983^ Austin, Texas L, 4-5
 May 16, 1983^ Austin, Texas W, 14-0
 Mar. 30, 1984* Austin, Texas W, 10-14
 Mar. 31, 1984* Austin, Texas W, 7-5
 Mar. 31, 1984* Austin, Texas L, 4-13
 May 11, 1984^ Austin, Texas L, 4-5
 Mar. 23, 1985* Fayetteville, Ark. L, 1-2
 Mar. 24, 1985* Fayetteville, Ark. W, 13-3
 May 18, 1985^ Fayetteville, Ark. L, 5-9
 May 19, 1985^ Fayetteville, Ark. L, 6-10
 June 08, 1985\$ Omaha, Neb. W, 8-7 (10)
 Mar. 21, 1986* Austin, Texas W, 8-0
 Mar. 22, 1986* Austin, Texas L, 0-3
 Mar. 22, 1986* Austin, Texas W, 12-3
 May 01, 1987* Fayetteville, Ark. W, 9-5
 May 02, 1987* Fayetteville, Ark. L, 3-9
 May 02, 1987* Fayetteville, Ark. W, 4-1
 May 17, 1987^ Austin, Texas W, 10-3
 May 18, 1987^ Austin, Texas W, 3-2
 May 30, 1987\$ Omaha, Neb. W, 13-6
 May 07, 1988* Austin, Texas L, 0-5
 May 08, 1988* Austin, Texas W, 8-1
 May 08, 1988* Austin, Texas W, 15-2
 May 20, 1988^ Fayetteville, Ark. W, 7-1
 Apr. 28, 1989* Fayetteville, Ark. W, 5-4
 Apr. 29, 1989* Fayetteville, Ark. L, 4-8
 Apr. 29, 1989* Fayetteville, Ark. L, 7-14
 May 18, 1989^ College Station, Texas W, 8-3
 May 20, 1989^ College Station, Texas W, 9-1
 Apr. 27, 1990* Austin, Texas L, 11-13
 Apr. 28, 1990* Austin, Texas W, 4-3
 Apr. 28, 1990* Austin, Texas L, 5-6
 May 18, 1990^ Austin, Texas W, 11-4
 May 03, 1991* Fayetteville, Ark. W, 4-2
 May 04, 1991* Fayetteville, Ark. W, 3-2
 May 04, 1991* Fayetteville, Ark. L, 2-4
 June 18, 2004\$ Omaha, Neb. W, 13-2
 June 04, 2005+ Austin, Texas L, 2-9
 June 05, 2005+ Austin, Texas W, 19-8
 June 06, 2005+ Austin, Texas W, 5-2
 Mar. 04, 2012 Houston, Texas L, 3-7
 Mar. 13, 2018 Fayetteville, Ark. L, 4-13
 Mar. 14, 2018 Fayetteville, Ark. L, 5-7
 June 17, 2018\$ Omaha, Neb. L, 5-11
 Mar. 19, 2019 Austin, Texas L, 4-11
 Mar. 20, 2019 Austin, Texas W, 7-6
 Feb. 29, 2020 Houston, Texas W, 8-7

Arkansas-Pine Bluff (1-0)

H: (1-0) A: (0-0) N: (0-0)
 May 12, 2007 Austin, Texas W, 10-4

Arkansas State (6-0)

H: (6-0) A: (0-0) N: (0-0)
 May 28, 1970+ Austin, Texas W, 5-0
 Mar. 14, 1980 Austin, Texas W, 5-1
 Mar. 14, 1980 Austin, Texas W, 13-2
 Mar. 15, 1980 Austin, Texas W, 17-2
 Mar. 15, 1980 Austin, Texas W, 12-0
 May 29, 1994+ Austin, Texas W, 9-4

Army (2-0)

H: (2-0) A: (0-0) N: (0-0)
 May 29, 2009+ Austin, Texas W, 3-1
 May 29, 2009+ Austin, Texas W, 14-10





Hardin-Simmons (35-1)

Table with columns for date, location, and score. Includes records for H: (35-1) A: (0-0) N: (0-0) and various game results from 1920 to 1992.

Hawaii (8-3)

Table with columns for date, location, and score. Includes records for H: (3-2) A: (5-1) N: (0-0) and various game results from 1980 to 2014.

Hendrix College (2-0)

Table with columns for date, location, and score. Includes records for H: (2-0) A: (0-0) N: (0-0) and game results from 1917 to 1919.

Holy Cross (0-1)

Table with columns for date, location, and score. Includes records for H: (0-0) A: (0-0) N: (0-1) and game result from 1952.

Honolulu (4-3)

Table with columns for date, location, and score. Includes records for H: (4-3) A: (0-0) N: (0-0) and various game results from 1914 to 1916.

Houston (95-32-2)

Table with columns for date, location, and score. Includes records for H: (56-14-1) A: (34-16-1) N: (5-2) and various game results from 1958 to 1992.

Table with columns for date, location, and score. Includes various game results from 1992 to 2018.

Houston Baptist (6-0)

Table with columns for date, location, and score. Includes records for H: (6-0) A: (0-0) N: (0-0) and various game results from 1969 to 2012.

Howard Payne (10-0)

Table with columns for date, location, and score. Includes records for H: (10-0) A: (0-0) N: (0-0) and various game results from 1914 to 1993.

Illinois (5-4)

Table with columns for date, location, and score. Includes records for H: (5-2) A: (0-2) N: (0-0) and various game results from 1914 to 1991.

*-Conference Game ^-Conference Tournament +-NCAA District Playoff/NCAA Regional &-NCAA Super Regional \$-NCAA College World Series





Lamar (35-7)

Table with columns for date, location, and result. Includes games from Mar. 30, 1970 to Feb. 19, 2020.

Long Beach State (7-6)

Table with columns for date, location, and result. Includes games from June 03, 1989 to June 5, 2017.

Louisiana-Lafayette (33-8)

Table with columns for date, location, and result. Includes games from Mar. 09, 1973 to Feb. 24, 1991.

Table with columns for date, location, and result. Includes games from Mar. 02, 1992 to Feb. 17, 2019.

Louisiana-Monroe (1-0)

Table with columns for date, location, and result. Includes game from May 26, 1983.

Louisiana Tech (25-2)

Table with columns for date, location, and result. Includes games from May 25, 1974 to May 16, 2010.

Louisville (1-0)

Table with columns for date, location, and result. Includes game from June 16, 2014.

Loyola Marymount (4-1)

Table with columns for date, location, and result. Includes games from Feb. 22, 2002 to Mar. 11, 2012.

LSU (27-13-1)

Table with columns for date, location, and result. Includes games from Apr. 14, 1899 to Apr. 25, 1922.

Table with columns for date, location, and result. Includes games from June 08, 1989 to Feb. 28, 2020.

Lubbock Christian (60-14)

Table with columns for date, location, and result. Includes games from May 16, 1974 to Mar. 15, 1988.

*-Conference Game ^-Conference Tournament +NCAA District Playoff/NCAA Regional &-NCAA Super Regional \$-NCAA College World Series





Missouri (34-29)

Table listing Missouri baseball series results from 1905 to 2020, including dates, opponents, and outcomes (W, L, C).

NYU (0-1)

Summary table for NYU series results: H: (0-0) A: (0-0) N: (0-1) June 18, 1969\$ Omaha, Neb. L, 2-4

Nebraska (31-31)

Table listing Nebraska baseball series results from 1954 to 2015, including dates, opponents, and outcomes (W, L, C).

Nevada (1-0)

Summary table for Nevada series results: H: (1-0) A: (0-0) N: (0-0) May 28, 1994+ Austin, Texas W, 16-6

New Orleans (11-1)

Table listing New Orleans baseball series results from 1984 to 2018, including dates, opponents, and outcomes (W, L, C).

New Mexico (1-2)

Summary table for New Mexico series results: H: (1-2) A: (0-0) N: (0-0) Feb. 19, 2010 Austin, Texas W, 6-2; Feb. 20, 2010 Austin, Texas L, 5-6; Feb. 21, 2010 Austin, Texas L, 1-3

North Carolina (0-1)

Summary table for North Carolina series results: H: (0-0) A: (0-0) N: (0-1) June 20, 2011\$ Omaha, Neb. L, 0-3

North Carolina State (0-4)

Summary table for North Carolina State series results: H: (0-3) A: (0-0) N: (0-1) June 13, 1968\$ Omaha, Neb. L, 5-6; May 15, 2004 Austin, Texas L, 0-2; May 15, 2004 Austin, Texas L, 0-1; June 4, 2006+ Austin, Texas L, 3-6

North Dakota (2-0)

Summary table for North Dakota series results: H: (2-0) A: (0-0) N: (0-0) Apr. 11, 1963 Austin, Texas W, 15-11; Apr. 07, 1966 Austin, Texas W, 16-0

North Texas (2-0)

Summary table for North Texas series results: H: (2-0) A: (0-0) N: (0-0) Feb. 18, 1988 Austin, Texas W, 17-6; Feb. 18, 1988 Austin, Texas W, 6-5

Northwestern (9-1)

Summary table for Northwestern series results: H: (9-1) A: (0-0) N: (0-0) Mar. 30, 1929 Austin, Texas W, 6-5; Apr. 01, 1929 Austin, Texas W, 7-6; Apr. 18, 1930 Austin, Texas W, 3-1; Apr. 19, 1930 Austin, Texas W, 2-1; Mar. 30, 1931 Austin, Texas W, 12-2; Mar. 31, 1931 Austin, Texas W, 11-1; Mar. 02, 2018 Austin, Texas L, 2-6; Mar. 03, 2018 Austin, Texas W, 10-7; Mar. 03, 2018 Austin, Texas W, 16-3; Mar. 04, 2018 Austin, Texas W, 12-1

Northwestern State (1-0)

Summary table for Northwestern State series results: H: (1-0) A: (0-0) N: (0-0) Feb. 20, 2002 Austin, Texas W, 3-2

Notre Dame (3-3)

Summary table for Notre Dame series results: H: (2-2) A: (0-0) N: (1-1) June 10, 1957\$ Omaha, Neb. L, 0-9; Apr. 07, 1969 Austin, Texas W, 5-4; Feb. 24, 1989 Austin, Texas L, 9-12; Mar. 02, 1990 Austin, Texas W, 5-3; Mar. 01, 1991 Austin, Texas L, 4-13; Feb. 24, 1995# Fullerton, Calif. W, 10-6

Ohio (1-0)

Summary table for Ohio series results: H: (0-0) A: (0-0) N: (1-0) June 14, 1970\$ Omaha, Neb. W, 7-2

Ohio State (9-1)

Summary table for Ohio State series results: H: (7-1) A: (0-0) N: (2-0) Mar. 25, 1948 Austin, Texas W, 8-6; Mar. 26, 1948 Austin, Texas W, 10-4; Mar. 27, 1948 Austin, Texas W, 12-11; Mar. 21, 1949 Austin, Texas W, 11-5; Mar. 22, 1949 Austin, Texas W, 7-4; Mar. 23, 1949 Austin, Texas L, 1-5; Mar. 19, 1951 Austin, Texas W, 8-0; Mar. 20, 1951 Austin, Texas W, 4-3; May 25, 1995+ Oklahoma City, Okla. W, 10-5; Feb. 13, 2004# Houston, Texas W, 6-0

Oklahoma (151-62-2)

Summary table for Oklahoma series results: H: (105-38-2) A: (33-19) N: (13-5) May 09, 1910 Austin, Texas W, 3-2; May 10, 1910 Austin, Texas L, 0-1; Apr. 22, 1911 Norman, Okla. W, 7-1; Apr. 23, 1911 Norman, Okla. L, 3-7; May 08, 1912 Austin, Texas W, 10-2; May 09, 1912 Austin, Texas W, 5-3; May 04, 1914 Norman, Okla. W, 2-0; May 15, 1914 Austin, Texas L, 2-3; Apr. 22, 1919* Norman, Okla. W, 4-0; Apr. 22, 1919* Norman, Okla. W, 8-0; May 10, 1919* Austin, Texas W, 11-4; Mar. 25, 1935 Austin, Texas W, 9-4; Mar. 26, 1935 Austin, Texas W, 15-9; Mar. 27, 1937 Norman, Okla. L, 5-12; Mar. 27, 1937 Norman, Okla. W, 5-1; Mar. 21, 1938 Austin, Texas L, 7-8; Mar. 22, 1938 Austin, Texas L, 0-4

*-Conference Game ^-Conference Tournament +NCAA District Playoff/NCAA Regional &-NCAA Super Regional \$-NCAA College World Series





Apr. 03, 1943*	Houston, Texas	W, 6-1	Apr. 24, 1971*	Austin, Texas	W, 12-4	Mar. 29, 1998	Austin, Texas	W, 14-13
Apr. 21, 1943*	Austin, Texas	W, 19-2	Apr. 07, 1972*	Houston, Texas	L, 3-10	Apr. 07, 1998	Houston, Texas	L, 4-10
Apr. 22, 1943*	Austin, Texas	W, 8-6	Apr. 07, 1972*	Houston, Texas	L, 0-4	Feb. 02, 2001	Houston, Texas	L, 3-4
Apr. 21, 1944	Austin, Texas	W, 5-0	Apr. 08, 1972*	Houston, Texas	L, 4-8	Mar. 13, 2001	Austin, Texas	W, 7-4
Apr. 22, 1944	Austin, Texas	W, 23-4	Apr. 20, 1973*	Austin, Texas	W, 3-2	Apr. 24, 2001	Houston, Texas	L, 3-4
May 19, 1944	Houston, Texas	W, 16-12	Apr. 21, 1973*	Austin, Texas	W, 13-1	Apr. 09, 2002	Austin, Texas	W, 3-2
May 20, 1944	Houston, Texas	W, 7-1	Apr. 21, 1973*	Austin, Texas	W, 10-8	May 14, 2002	Houston, Texas	W, 4-2
May 25, 1945*	Austin, Texas	W, 17-3	Mar. 08, 1974*	Houston, Texas	L, 4-5	June 15, 2002S	Omaha, Neb.	W, 2-1
May 26, 1945*	Austin, Texas	W, 8-7	Mar. 09, 1974*	Houston, Texas	W, 3-2	Mar. 11, 2003	Houston, Texas	L, 1-2
Apr. 12, 1946*	Houston, Texas	W, 8-6	Mar. 09, 1974*	Houston, Texas	W, 4-1	June 16, 2003S	Omaha, Neb.	L, 2-12
Apr. 13, 1946*	Houston, Texas	W, 16-0	Mar. 07, 1975*	Austin, Texas	W, 9-1	June 18, 2003S	Omaha, Neb.	L, 4-5
May 13, 1946*	Austin, Texas	W, 4-0	Mar. 08, 1975*	Austin, Texas	W, 3-0	Feb. 14, 2004	Houston, Texas	W, 6-5
Apr. 02, 1947*	Houston, Texas	W, 10-2	Mar. 08, 1975*	Austin, Texas	W, 9-1	Mar. 02, 2004	Austin, Texas	W, 8-7
May 01, 1947*	Austin, Texas	W, 8-6	Mar. 26, 1976*	Houston, Texas	W, 6-0	Mar. 09, 2004	Houston, Texas	W, 5-0
May 02, 1947*	Austin, Texas	W, 12-4	Mar. 27, 1976*	Houston, Texas	W, 8-2	Apr. 13, 2004	Austin, Texas	W, 3-2
Apr. 06, 1948*	Austin, Texas	W, 8-2	Mar. 27, 1976*	Houston, Texas	W, 8-6	Mar. 09, 2005	Austin, Texas	W, 7-0
Apr. 23, 1948*	Houston, Texas	W, 3-0	Mar. 25, 1977*	Austin, Texas	W, 8-2	Apr. 20, 2005	Houston, Texas	W, 7-6
Apr. 24, 1948*	Houston, Texas	W, 14-2	Mar. 27, 1977*	Austin, Texas	L, 3-4 (14)	Feb. 11, 2006	Houston, Texas	W, 5-4
Apr. 05, 1949*	Austin, Texas	W, 15-7	Mar. 27, 1977*	Austin, Texas	W, 11-2	Mar. 07, 2006	Houston, Texas	W, 9-5
Apr. 05, 1949*	Austin, Texas	W, 5-0 (7)	Mar. 31, 1978*	Houston, Texas	W, 5-1	Mar. 22, 2006	Austin, Texas	W, 3-2
May 11, 1949*	Houston, Texas	W, 9-4	Apr. 01, 1978*	Houston, Texas	L, 2-6	Mar. 27, 2007	Austin, Texas	W, 6-4
Apr. 21, 1950*	Houston, Texas	W, 2-0	Apr. 01, 1978*	Houston, Texas	L, 2-3	Apr. 17, 2007	Houston, Texas	L, 4-7
Apr. 22, 1950*	Houston, Texas	W, 8-5 (10)	Mar. 30, 1979*	Austin, Texas	W, 12-3	Mar. 01, 2008	Houston, Texas	L, 4-10
May 13, 1950*	Austin, Texas	W, 5-0	Mar. 31, 1979*	Austin, Texas	W, 7-0	Mar. 11, 2008	Houston, Texas	W, 9-1
Mar. 30, 1951*	Austin, Texas	W, 16-2	Mar. 31, 1979*	Austin, Texas	W, 16-0	Apr. 01, 2008	Austin, Texas	L, 3-7
Mar. 31, 1951*	Austin, Texas	W, 3-1	Feb. 29, 1980*	Houston, Texas	W, 5-0	June 01, 2008+	Houston, Texas	L, 4-7
May 04, 1951*	Houston, Texas	W, 11-1	Mar. 02, 1980*	Houston, Texas	W, 5-0	Mar. 17, 2009	Houston, Texas	L, 3-6
Apr. 01, 1952*	Austin, Texas	W, 6-5	Mar. 02, 1980*	Houston, Texas	W, 4-2	Apr. 21, 2009	Austin, Texas	L, 4-7
Apr. 25, 1952*	Houston, Texas	W, 13-7	Apr. 24, 1981*	Austin, Texas	W, 8-1	Mar. 05, 2010	Houston, Texas	W, 2-1
Apr. 26, 1952*	Houston, Texas	W, 7-3	Apr. 25, 1981*	Austin, Texas	W, 4-1	Mar. 16, 2010	Houston, Texas	L, 6-10
Mar. 31, 1953*	Houston, Texas	T, 2-2 (15)	Apr. 25, 1981*	Austin, Texas	L, 3-7	Mar. 23, 2010	Austin, Texas	W, 5-1
May 07, 1953*	Austin, Texas	W, 7-2	May 15, 1981^	Austin, Texas	W, 7-6 (20)	June 06, 2010+	Austin, Texas	W, 4-1
May 07, 1953*	Austin, Texas	W, 12-2	Apr. 23, 1982*	Houston, Texas	W, 4-0	Mar. 02, 2012	Houston, Texas	W, 11-8
May 08, 1953*	Austin, Texas	L, 2-4	Apr. 26, 1982*	Houston, Texas	W, 6-3	Feb. 28, 2014	Houston, Texas (Minute Maid)	W, 2-0
Mar. 31, 1954*	Houston, Texas	L, 3-8	Apr. 26, 1982*	Houston, Texas	L, 6-8	April 1, 2014	Houston, Texas	W, 5-2
Apr. 01, 1954*	Houston, Texas	W, 3-2	Apr. 15, 1983*	Austin, Texas	W, 4-3	April 8, 2014	Austin, Texas	L, 2-7
Apr. 30, 1954*	Austin, Texas	W, 6-0	Apr. 16, 1983*	Austin, Texas	W, 7-6	May 31, 2014+	Houston, Texas	W, 3-2 (11)
Apr. 05, 1955*	Houston, Texas	L, 1-3	Apr. 16, 1983*	Austin, Texas	W, 3-2	Feb. 13, 2015	Houston, Texas	W, 3-1
Apr. 29, 1955*	Austin, Texas	W, 8-0	May 13, 1983^	Austin, Texas	W, 4-3	Feb. 14, 2015	Houston, Texas	L, 9-10
Apr. 30, 1955*	Austin, Texas	L, 2-4 (10)	Apr. 20, 1984*	Houston, Texas	L, 2-3 (13)	Feb. 14, 2015	Houston, Texas	L, 2-5
Mar. 24, 1956*	Austin, Texas	W, 12-0	Apr. 21, 1984*	Houston, Texas	W, 3-2	Feb. 15, 2015	Houston, Texas	W, 4-3 (10)
Apr. 27, 1956*	Houston, Texas	L, 2-4	Apr. 21, 1984*	Houston, Texas	W, 10-4	Feb. 17, 2017	Austin, Texas	L, 3-2
Apr. 28, 1956*	Houston, Texas	L, 3-7	Apr. 12, 1985*	Austin, Texas	W, 6-5	Feb. 18, 2017	Austin, Texas	W, 5-4
Apr. 12, 1957*	Austin, Texas	W, 7-5	Apr. 14, 1985*	Austin, Texas	W, 5-4	Feb. 18, 2017	Austin, Texas	W, 6-1
Apr. 13, 1957*	Austin, Texas	W, 22-5	Apr. 14, 1985*	Austin, Texas	W, 9-0	Feb. 19, 2017	Austin, Texas	L, 7-1
May 06, 1957*	Houston, Texas	W, 9-8	Apr. 11, 1986*	Houston, Texas	W, 2-0	Feb. 19, 2019	Houston, Texas	W, 11-4
Mar. 21, 1958*	Houston, Texas	W, 11-0	Apr. 12, 1986*	Houston, Texas	W, 7-2	Apr. 09, 2019	Austin, Texas	W, 3-1
Mar. 22, 1958*	Houston, Texas	W, 14-1	Apr. 12, 1986*	Houston, Texas	W, 10-3	Feb. 14, 2020	Houston, Texas	W, 7-4
Apr. 15, 1958*	Austin, Texas	W, 12-6	Apr. 03, 1987*	Austin, Texas	W, 25-4	Feb. 15, 2020	Houston, Texas	W, 4-0
Apr. 07, 1959*	Houston, Texas	W, 1-0	Apr. 04, 1987*	Austin, Texas	W, 11-1	Feb. 16, 2020	Houston, Texas	W, 5-4
May 01, 1959*	Austin, Texas	W, 10-7	Apr. 04, 1987*	Austin, Texas	W, 12-4			
May 02, 1959*	Austin, Texas	L, 4-6	Apr. 08, 1988*	Houston, Texas	W, 15-2			
Apr. 15, 1960*	Austin, Texas	W, 8-2	Apr. 09, 1988*	Houston, Texas	L, 4-6			
Apr. 22, 1960*	Houston, Texas	L, 4-5	Apr. 09, 1988*	Houston, Texas	W, 11-9			
Apr. 23, 1960*	Houston, Texas	W, 10-3	Mar. 31, 1989*	Austin, Texas	W, 6-0			
Apr. 21, 1961*	Austin, Texas	W, 12-6	Apr. 01, 1989*	Austin, Texas	L, 0-4			
Apr. 22, 1961*	Austin, Texas	W, 8-0 (7)	Apr. 01, 1989*	Austin, Texas	W, 5-4			
Apr. 22, 1961*	Austin, Texas	W, 11-6	Mar. 31, 1990*	Houston, Texas	W, 2-1			
Mar. 24, 1962*	Austin, Texas	W, 11-4	Apr. 01, 1990*	Houston, Texas	W, 5-2			
Apr. 12, 1962*	Houston, Texas	W, 7-2	Apr. 05, 1991*	Austin, Texas	W, 10-4			
Apr. 13, 1962*	Houston, Texas	L, 6-9	Apr. 06, 1991*	Austin, Texas	W, 13-0			
Apr. 02, 1963*	Houston, Texas	W, 3-2	Apr. 07, 1991*	Austin, Texas	W, 5-11			
May 02, 1963*	Austin, Texas	W, 5-4	Feb. 14, 1992*	Houston, Texas	W, 9-1			
May 03, 1963*	Austin, Texas	W, 9-5	Feb. 15, 1992*	Houston, Texas	L, 4-9			
Mar. 17, 1964*	Austin, Texas	W, 11-0	Feb. 15, 1992*	Houston, Texas	W, 6-4			
Apr. 10, 1964*	Houston, Texas	W, 4-0	May 08, 1992*	Austin, Texas	W, 5-0			
Apr. 11, 1964*	Houston, Texas	W, 8-2	May 09, 1992*	Austin, Texas	W, 9-1			
Mar. 27, 1965*	Houston, Texas	W, 3-2	May 09, 1992*	Austin, Texas	L, 2-5			
Apr. 08, 1965*	Austin, Texas	W, 9-1	Apr. 16, 1993*	Houston, Texas	W, 10-0			
Apr. 09, 1965*	Austin, Texas	W, 2-1	Apr. 17, 1993*	Houston, Texas	W, 4-3			
Mar. 16, 1966*	Austin, Texas	W, 4-3	Apr. 18, 1993*	Houston, Texas	W, 13-9			
Apr. 22, 1966*	Houston, Texas	W, 2-0	Apr. 01, 1994*	Austin, Texas	L, 9-12			
Apr. 23, 1966*	Houston, Texas	L, 5-6	Apr. 02, 1994*	Austin, Texas	L, 6-8			
Mar. 11, 1967	Houston, Texas	L, 2-3	Apr. 02, 1994*	Austin, Texas	W, 8-4			
Apr. 14, 1967	Austin, Texas	W, 2-1	Mar. 31, 1995*	Houston, Texas	L, 8-10			
Apr. 15, 1967	Austin, Texas	W, 4-1	Apr. 01, 1995*	Houston, Texas	W, 8-4			
Mar. 16, 1968*	Austin, Texas	W, 7-3	Apr. 01, 1995*	Houston, Texas	L, 4-5			
Apr. 26, 1968*	Houston, Texas	W, 4-2	Apr. 02, 1995*	Houston, Texas	L, 5-6			
Apr. 27, 1968*	Houston, Texas	W, 8-3	May 19, 1995^	College Station, Texas	W, 6-0			
Apr. 04, 1969*	Austin, Texas	W, 5-3	Mar. 29, 1996*	Austin, Texas	W, 9-6			
Apr. 04, 1969*	Austin, Texas	W, 7-0	Mar. 30, 1996*	Austin, Texas	W, 11-4			
Apr. 05, 1969*	Austin, Texas	W, 8-2	Mar. 30, 1996*	Austin, Texas	W, 7-6			
Apr. 30, 1970*	Houston, Texas	W, 2-1	Mar. 31, 1996*	Austin, Texas	W, 12-0			
Apr. 30, 1970*	Houston, Texas	W, 5-1	May 17, 1996^	Lubbock, Texas	L, 6-9			
Apr. 23, 1971*	Austin, Texas	W, 16-7	May 18, 1996^	Lubbock, Texas	L, 8-16			
Apr. 23, 1971*	Austin, Texas	W, 19-7	Mar. 28, 1998	Austin, Texas	L, 1-10			

*-Conference Game ^-Conference Tournament +-NCAA District Playoff/NCAA Regional &-NCAA Super Regional \$-NCAA College World Series





UTSA (26-6)

H: (21-4)	A: (5-2)	N: (0-0)
Mar. 30, 1993	Austin, Texas	W, 8-5
Mar. 29, 1994	Austin, Texas	W, 9-6
Apr. 05, 1995	Austin, Texas	W, 14-4
Mar. 06, 1996	Austin, Texas	W, 14-3
Mar. 04, 1997	Austin, Texas	W, 17-3
Feb. 03, 1998	Austin, Texas	L, 0-3
Apr. 14, 1998	San Antonio, Texas	L, 1-4
Feb. 09, 1999	Austin, Texas	L, 10-11
Apr. 27, 1999	San Antonio, Texas	W, 11-3
Feb. 15, 2000	Austin, Texas	W, 5-4
Apr. 25, 2000	San Antonio, Texas	W, 8-4
Feb. 06, 2001	Austin, Texas	W, 4-0
Apr. 03, 2001	San Antonio, Texas	W, 10-0
Feb. 19, 2002	Austin, Texas	W, 20-3
Apr. 02, 2002	Austin, Texas	W, 11-1
Feb. 18, 2003	Austin, Texas	W, 14-1
Apr. 15, 2003	Austin, Texas	W, 14-2
Mar. 16, 2004	San Antonio, Texas	W, 5-0
Apr. 06, 2004	Austin, Texas	W, 4-2
Feb. 15, 2005	Austin, Texas	W, 10-0
Feb. 14, 2006	Austin, Texas	W, 6-1
Apr. 18, 2006	San Antonio, Texas	L, 10-14
Apr. 03, 2007	Austin, Texas	W, 14-9
Mar. 17, 2008	San Antonio, Texas	W, 16-5
Apr. 23, 2008	Austin, Texas	L, 1-7
Apr. 27, 2010	Austin, Texas	W, 6-4
Mar. 08, 2011	Austin, Texas	W, 8-5(11)
Feb. 17, 2015	Austin, Texas	W, 14-2
Mar. 22, 2016	Austin, Texas	W, 11-2
Feb. 27, 2018	Austin, Texas	W, 2-0
Feb. 27, 2019	Austin, Texas	L, 7-10
Feb. 18, 2020	Austin, Texas	W, 6-2

UW Milwaukee (3-0)

H: (3-0)	A: (0-0)	N: (0-0)
Mar. 02, 2001	Austin, Texas	W, 8-1
Mar. 04, 2001	Austin, Texas	W, 10-4
Mar. 05, 2001	Austin, Texas	W, 9-3

UW Stevens Point (2-0)

H: (2-0)	A: (0-0)	N: (0-0)
Mar. 15, 1977	Austin, Texas	W, 7-4
Mar. 15, 1977	Austin, Texas	W, 7-1

Valparaiso (1-0)

H: (1-0)	A: (0-0)	N: (0-0)
Mar. 4, 2014	Austin, Texas	W, 7-1

VCU (8-1)

H: (8-1)	A: (0-0)	N: (0-0)
May 22, 1992+	Austin, Texas	W, 2-0
May 25, 1992+	Austin, Texas	L, 2-4
May 25, 1992+	Austin, Texas	W, 12-3
Mar. 10, 1995	Austin, Texas	W, 10-3
Mar. 13, 1995	Austin, Texas	W, 12-2
Mar. 14, 1995	Austin, Texas	W, 6-4
Feb. 22, 2008	Austin, Texas	W, 6-2
Feb. 23, 2008	Austin, Texas	W, 17-4
Feb. 24, 2008	Austin, Texas	W, 10-2

Vanderbilt (7-7)

H: (2-0)	A: (4-6)	N: (1-1)
May 11, 1900	Nashville, Tenn.	W, 3-2
May 12, 1900	Nashville, Tenn.	L, 4-14
Apr. 30, 1903	Nashville, Tenn.	L, 9-17
May 01, 1903	Nashville, Tenn.	W, 6-2
May 02, 1903	Nashville, Tenn.	L, 5-8
May 16, 1905	Nashville, Tenn.	W, 3-2
May 17, 1905	Nashville, Tenn.	L, 2-6
Apr. 29, 1907	Nashville, Tenn.	L, 0-11
Apr. 30, 1907	Nashville, Tenn.	W, 5-3
May 01, 1907	Nashville, Tenn.	L, 3-6
June 11, 2004&	Austin, Texas	W, 15-3
June 12, 2004&	Austin, Texas	W, 10-2
June 20, 2014\$	Omaha, Neb.	W, 4-0
June 21, 2014\$	Omaha, Neb.	L, 3-4 (10)

Villanova (3-0)

H: (3-0)	A: (0-0)	N: (0-0)
Feb. 24, 2006	Austin, Texas	W, 8-0
Feb. 25, 2006	Austin, Texas	W, 4-1
Feb. 26, 2006	Austin, Texas	W, 9-2

Wabash College (1-0)

H: (0-0)	A: (1-0)	N: (0-0)
Apr. 30, 1914	Crawfordsville, Ind.	W, 3-2

Wake Forest (3-0)

H: (0-0)	A: (2-0)	N: (1-0)
June 23, 1949\$	Wichita, Kan.	W, 8-1
June 25, 1949\$	Wichita, Kan.	W, 10-3
June 03, 2007+	Round Rock, Texas	W, 7-4

Washington State (9-5)

H: (7-4)	A: (0-0)	N: (2-1)
June 20, 1950\$	Omaha, Neb.	W, 12-1
June 23, 1950\$	Omaha, Neb.	W, 3-0
June 07, 1965\$	Omaha, Neb.	L, 5-12
Mar. 07, 1987	Austin, Texas	W, 11-7
Mar. 08, 1987	Austin, Texas	W, 3-2
Mar. 08, 1987	Austin, Texas	L, 2-5
Mar. 16, 1990	Austin, Texas	W, 8-1
Mar. 17, 1990	Austin, Texas	L, 1-8
Mar. 18, 1990	Austin, Texas	L, 4-7
Mar. 17, 1991	Austin, Texas	W, 6-3
Mar. 17, 1991	Austin, Texas	W, 7-4
Feb. 23, 2007	Austin, Texas	W, 4-2
Feb. 24, 2007	Austin, Texas	W, 11-2
Feb. 25, 2007	Austin, Texas	L, 6-7

West Virginia (8-13)

H: (6-6)	A: (2-7)	N: (0-0)
April 19, 2013	Austin, Texas	L, 0-1
April 20, 2013	Austin, Texas	W, 12-0
April 21, 2013	Austin, Texas	L, 3-6 (10)
May 2, 2014	Morgantown, W.V.	L, 3-5
May 3, 2014	Morgantown, W.V.	W, 2-0
May 4, 2014	Morgantown, W.V.	L, 6-12
Mar. 13, 2015*	Austin, Texas	W, 4-3 (10)
Mar. 14, 2015*	Austin, Texas	L, 6-7 (10)
Mar. 15, 2015*	Austin, Texas	W, 5-1

May 06, 2016*	Morgantown, W.V.	L, 2-11
May 07, 2016*	Morgantown, W.V.	L, 7-14
May 08, 2016*	Morgantown, W.V.	L, 5-9
May 19, 2017*	Austin, Texas	W, 6-2
May 20, 2017*	Austin, Texas	L, 4-3
May 21, 2017*	Austin, Texas	W, 9-4
Apr. 27, 2018*	Morgantown, W. VA	W, 11-6
Apr. 28, 2018*	Morgantown, W. VA	L, 6-8
Apr. 29, 2018*	Morgantown, W. VA	L, 3-8
Apr. 26, 2019*	Austin, Texas	L, 2-3
Apr. 27, 2019*	Austin, Texas	L, 8-9
Apr. 28, 2019*	Austin, Texas	W, 10-2

Weatherford College (1-0)

H: (1-0)	A: (0-0)	N: (0-0)
May 11, 1901	Austin, Texas	W, 9-5

Western Kentucky (1-0)

H: (1-0)	A: (0-0)	N: (0-0)
Mar. 11, 1987	Austin, Texas	W, 18-6

Western Michigan (0-1)

H: (0-0)	A: (0-0)	N: (0-1)
June 11, 1961\$	Omaha, Neb.	L, 2-8

Westminster (1-0)

H: (0-0)	A: (1-0)	N: (0-0)
Apr. 27, 1914	Fulton, Miss.	W, 8-1

Wichita State (3-3)

H: (3-0)	A: (0-0)	N: (0-3)
Mar. 01, 1982	Austin, Texas	W, 2-0
Mar. 01, 1982	Austin, Texas	W, 12-0
June 11, 1982\$	Omaha, Neb.	L, 4-8
June 10, 1989\$	Omaha, Neb.	L, 3-5
June 07, 1993\$	Omaha, Neb.	L, 6-7
Apr. 07, 2015	Austin, Texas	W, 6-4

Winthrop (2-0)

H: (2-0)	A: (0-0)	N: (0-0)
Mar. 05, 2002	Austin, Texas	W, 2-1
Mar. 4, 2007	Austin, Texas	W, 7-1

Wisconsin (1-0)

H: (1-0)	A: (0-0)	N: (0-0)
Mar. 29, 1967	Austin, Texas	W, 7-0

Xavier (3-0)

H: (3-0)	A: (0-0)	N: (0-0)
Mar. 29, 2019	Austin, Texas	W, 6-5 (12)
Mar. 30, 2019	Austin, Texas	W, 6-5
Mar. 31, 2019	Austin, Texas	W, 6-5

Youngstown State (4-0)

H: (4-0)	A: (0-0)	N: (0-0)
June 4, 2004+	Austin, Texas	W, 10-3
Feb. 25, 2005	Austin, Texas	W, 14-0
Feb. 27, 2005	Austin, Texas	W, 8-0
Feb. 27, 2005	Austin, Texas	W, 8-2

*-Conference Game ^-Conference Tournament +-NCAA District Playoff/NCAA Regional &-NCAA Super Regional \$-NCAA College World Series





YEAR-BY-YEAR RESULTS

1896

Collegiate Record: 0-1
Overall Record: 1-5-3

Blind Institute	L	3-5
Manchaca	W	46-19
Dime Box	L	32-35
Jonah	L	0-16
St. Elmo	tie	6-6
Stuart's Seminary	tie	2-2
Deaf School	tie	0-0
Sixth Ward	L	3-32
M24 St. Edward's	L	12-28

M28 St. Edward's
*The records of the first two seasons of baseball are very incomplete. The first eight games of year two (above) were taken from the Cactus Yearbook, but the dates were not given. The other two games were taken from the Alcalde; the score of the second game was not given. The results, due to their inability to be verified, are not included in Texas' all-time record.

1897

Collegiate Record: 3-0
Overall Record: 6-5

M13 Tenth Ward	L	5-7
M26 Austin YMCA	W	13-4
M27 Deaf School	W	10-2
A3 Austin (T.L.)	L	10-26
A10 Austin (T.L.)	L	6-22
A21 at Add Ran (TCU - Waco)	W	13-6
M3 at Bastrop	L	6-13
M4 at Bastrop	L	4-7
M25 Add Ran (TCU)	W	25-7
M26 Add Ran (TCU)	W	19-9
M27 Austin YMCA	W	21-5

1898

Collegiate Record: 1-0
Overall Record: 1-4

M10 Austin (T.L.)	L	11-19
M17 St. Edward's	W	20-5
A2 at San Antonio	L	0-10
A6 Austin (T.L.)	L	4-16
A21 Beach Club in Galveston	L	1-2

1899

Collegiate Record: 8-0-1
Overall Record: 11-1-1

Southern Inter. Athletic Assoc. Champions		
M25 Austin YMCA	W	9-3
A1 Austin YMCA	W	21-0
A8 Austin (T.L.)	W	12-3
A14 LSU	W	8-6
A15 at Tulane	tie	3-3 (12)
A17 at Alabama	W	9-3
A18 at Alabama	W	10-1
A19 at Alabama	W	4-2
A22 at Tulane	W	12-1
M4 LSU	W	3-0
M5 LSU	W	5-4
M6 LSU	W	4-1
M13 Austin (T.L.)	L	0-12

1900

Collegiate Record: 7-2-1
Overall Record: 14-2-1

A5 Austin Semi-Pro	W	5-1
A11 Austin Semi-Pro	W	21-7
A12 Southwestern	W	13-3
Austin Semi-Pro	W	10-3
A14 Austin YMCA	W	7-4
A18 Austin YMCA	W	6-1
A21 at San Antonio (T.L.)	W	3-1
A26 Austin College	W	18-0
M3 Austin YMCA	W	13-1
M7 at Jefferson Military (Miss.)	W	8-3
M8 at Jefferson Military (Miss.)	tie	7-7 (11)
M9 at Mississippi	W	3-1
M10 at Mississippi	W	9-0
M11 at Vanderbilt	W	3-2
M12 at Vanderbilt	L	4-14
M14 at Sewanee (Tenn.)	W	3-2
M15 at Sewanee (Tenn.)	L	3-4

1901

Collegiate Record: 10-2
Overall Record: 11-2

M30 St. Edward's	W	11-2
A6 Deaf School	W	8-1
A18 Ft. Worth University	W	32-2
A21 Southwestern	W	6-3
A29 at LSU	L	1-2
A30 at Jefferson Military (Miss.)	W	13-8
M1 at Jefferson Military (Miss.)	W	4-1
M2 at LSU	W	6-1
M4 at Tulane	W	13-5
M6 at Mississippi	W	9-6
M9 at Mississippi	L	3-4
M11 Weatherford College	W	9-5
M13 at Southwestern	W	6-5

1902

Collegiate Record: 13-2-1
Overall Record: 13-3-1

St. Edward's	L	7-10
M29 Deaf School	L	8-12
A9 St. Edward's	W	9-6
A11 at Southwestern	W	5-1
A17 LSU	W	20-1
A18 LSU	W	20-1
A19 LSU (exhib.)	tie	1-1
A25 at Tulane	W	8-7
A28 at LSU	W	5-2
A29 at Jefferson Military (Miss.)	W	15-2
A30 at Mississippi	W	4-0
M1 at Mississippi	L	1-2
M2 at Arkansas	W	4-3
M3 at Arkansas	W	4-1
M8 Arkansas	W	7-1
M9 Arkansas	W	9-4
M10 Arkansas	W	5-4

1903

Collegiate Record: 6-4
Overall Record: 12-7

M30 Deaf School	L	3-4
M31 Austin High	W	11-3
A1 St. Edward's	L	4-9
A3 Add Ran (TCU)	W	93
A4 Baylor	W	13-1
A15 San Antonio (T.L.)	W	7-5
A16 San Antonio (T.L.)	L	0-7
A17 San Antonio (T.L.)	W	7-6
A18 Deaf School	W	10-0
A24 at Texas A&M	W	6-2
A25 at Texas A&M	W	7-1
A27 at LSU	W	8-7
A28 at Chicksaws \$	W	5-4
A29 at Chicksaws \$	W	12-5
A30 at Vanderbilt	L	9-17
M1 at Vanderbilt	W	6-2
M2 at Vanderbilt	L	5-8
M9 at San Antonio (Ind.)	L	1-6
M11 at Southwestern	L	4-5

\$ Memphis, Tenn.

1904

Collegiate Record: 16-6-1
Overall Record: 18-10-1

M17 St. Edward's	tie	7-7
M25 Cleveland Indians	L	1-6
M30 Deaf School	W	5-4
A1 Texas A&M	W	8-4
A4 St. Edward's	W	4-3
A6 Arkansas	W	12-0
A9 St. Edward's	L	3-4
A14 San Antonio (T.L.)	W	7-1
A15 San Antonio (T.L.)	L	2-4
A16 San Antonio (T.L.)	L	2-6
A21 San Antonio (T.L.)	L	3-5
A23 St. Edward's	W	5-1
A25 Southwestern	W	9-0
A27 at Jasper College (Beaumont)	W	9-1
A28 at Tulane	W	11-1
A29 at Alabama	W	7-0
A30 at Alabama	L	3-6
at Alabama	W	3-2
M2 at Drury College (Mo.)	W	11-4
M3 at Arkansas	W	6-5
M4 at Arkansas	L	0-5
M5 vs. Trinity (Waxahachie)	W	6-3
M6 at Add Ran (TCU - Waco)	L	2-4
M7 at Baylor	W	5-2
M9 Tulane	W	13-1
M10 Tulane	W	6-4
M18 St. Edward's (exh)	L	1-3
M19 St. Edward's (exh)	W	4-1
M23 at Southwestern (exh)	L	0-4

1905

Collegiate Record: 13-5
Overall Record: 17-8

Southern Inter. Athletic Assoc. Champions		
M24 St. Edward's	L	7-11
M28 St. Edward's	W	11-2
M31 Austin	W	4-1
A1 Austin	W	2-1
A7 Austin	L	1-2
A8 Austin	W	5-3
A12 St. Edward's	L	1-2
A14 at Texas A&M	W	5-4
A15 at Texas A&M	W	14-7
A17 Southwestern	W	10-1
A19 Deaf School	W	2-0
A26 Beaumont	L	0-2
A27 Beaumont	L	0-1
A28 Baylor	W	5-1
M1 at Southwestern	W	4-0
M3 Missouri	W	6-0
M4 Missouri	L	2-7
M5 Texas A&M	L	0-1
M8 St. Edward's	W	1-0
M11 St. Edward's	W	2-0
M16 at Vanderbilt	W	3-2
M17 at Vanderbilt	L	2-6
M18 at Mississippi	W	3-2
M19 at Mississippi	W	5-1
M20 at Mississippi	W	5-0

1906

Collegiate Record: 8-7
Overall Record: 10-9

M13 Austin	W	3-2
M14 Austin	W	6-5
M26 Kansas	W	4-2
M30 Austin Pro	L	4-14
M31 St. Edward's	W	13-1
A7 Deaf School	L	1-3
A14 Southwestern	W	10-9
A16 St. Edward's	L	1-9
A20 Baylor	W	3-1
A27 at Texas A&M	L	0-9
A28 at Texas A&M	L	0-2
A30 at LSU	W	5-0
M1 at LSU	L	3-8
M2 at LSU	L	3-7
M3 at Mississippi	L	0-5
M4 at Mississippi	L	1-3
M5 at Mississippi	W	12-0
M11 Texas A&M	W	6-5
M12 Texas A&M	W	2-1





1907

Collegiate Record: 15-6
Overall Record: 16-8
Southern Inter. Athletic Assoc. Champions

M6	Austin (T.L.)	L	1-4
M12	Austin (T.L.)	L	2-3
M14	St. Edward's	L	2-6
M27	Austin (T.L.)	W	5-0
A1	St. Edward's	L	0-4
A5	at Texas A&M	W	2-1
A6	at Texas A&M	L	1-8
A9	Austin College	W	9-2
A10	Austin College	W	5-4
	Austin College	W	7-2
A13	at Southwestern	W	4-3
A15	Baylor	W	3-1
A16	Baylor	W	15-5
A24	at TCU (Waco)	W	4-1
A26	at Arkansas	L	1-3
A27	at Arkansas	W	1-0
A29	at Vanderbilt	L	0-11
A30	at Vanderbilt	W	5-3
M1	at Vanderbilt	L	3-6
M2	at Cumberland	W	3-1
M5	at Baylor	W	12-3
M11	Texas A&M	W	7-3
	Texas A&M	W	2-1
M13	Southwestern	W	1-0

1908

Collegiate Record: 14-8-1
Overall Record: 16-12-1
Southern Inter. Athletic Assoc. Champions

F22	Austin (T.L.)	L	0-4
F29	Austin (T.L.)	W	7-2
M2	Austin (T.L.)	W	6-4
M5	St. Edward's	W	3-1
M7	Austin (T.L.)	L	0-4
M13	at Southwestern	W	6-2
M25	St. Edward's	L	4-8
M28	St. Edward's	tie	2-2
M31	Austin (T.L.)	L	4-7
A1	Austin (T.L.)	L	1-2
A3	St. Edward's	L	4-8
A6	Southwestern	L	2-3
A8	Trinity	W	6-1
A9	Trinity	W	4-2
A10	Baylor	W	8-5
A15	at Tulane	L	3-6
A16	at Tulane	W	4-0
A18	at Texas A&M	L	0-7
	at Texas A&M	W	1-0
A20	St. Edward's	L	0-2
A23	Arkansas	L	1-2
A24	Arkansas	W	5-4
A25	Arkansas	W	8-2
M1	Texas A&M	W	5-4
M2	Texas A&M	W	6-4
	Texas A&M	W	1-0
M4	TCU	L	4-8
M5	TCU	W	6-2
M11	Southwestern	W	12-2

1909

Collegiate Record: 12-8
Overall Record: 13-14

M5	St. Edward's	L	7-11
M25	St. Edward's	W	8-1
M27	at Southwestern	W	12-4
A2	Detroit Tigers	L	1-15
A5	St. Edward's	W	9-0
A6	Chickasha Indians	W	13-4
A7	Austin College	W	2-0
A8	Houston Pro	L	3-4
A9	TCU	L	2-5
A10	TCU	W	3-2
A12	St. Edward's	W	2-0
A13	San Antonio (T.L.)	L	2-5
A14	San Antonio (T.L.)	L	1-10
A15	Dallas (T.L.)	L	0-8
A16	Dallas (T.L.)	L	0-13
A19	at TCU	L	3-10
A20	at TCU	W	24-12
A21	vs. Trinity (Waxahachie)	L	3-5
A22	Austin College	L	1-5
A23	at Texas A&M	L	4-5
A24	at Texas A&M	L	0-2
A26	Southwestern	W	6-0
A30	Baylor	W	12-4
M1	Baylor	W	3-2
M3	Texas A&M	W	11-5
M4	Texas A&M	L	0-2
M6	St. Edward's	W	2-1

1910

Collegiate Record: 7-9
Overall Record: 8-11-1

M25	Austin College	L	2-3
M26	Austin College	W	3-2
A7	Texas Medics	W	3-2
A8	Texas Medics	tie	4-4
A13	St. Edward's	L	3-4
A14	St. Edward's	W	7-2
A15	Shreveport	L	0-9
A18	Southwestern	W	2-1
A19	Dallas (T.L.)	L	7-11
A21	vs. St. Edward's \$	W	10-6
A28	at Baylor	L	3-10
A29	at Baylor	L	0-7
M1	at TCU	L	3-6
M2	at TCU	L	0-9
M3	at TCU	L	1-7
M6	Baylor	W	4-3
M7	Baylor	W	1-0
M9	Oklahoma	W	3-2
M10	Oklahoma	L	0-1
M21	TCU	L	0-3

\$ New Braunfels, Texas

1911

Collegiate Record: 13-10-1
Overall Record: 13-12-1

M2	St. Edward's	W	4-2
M6	at Texas A&M	L	6-13
M10	Austin	L	6-11
M11	Austin	L	2-3
M20	at Southwestern	L	0-8
M29	Austin College	W	5-3
M30	Austin College	L	1-3
A1	St. Edward's	W	6-5
A7	Baylor	L	3-7
A12	Polytechnic	W	8-1
A13	Polytechnic	W	5-4
A19	at TCU	L	0-1
	at TCU	W	2-0
A20	at Arkansas	L	4-5
A21	at Arkansas	L	1-2
A22	at Oklahoma	W	7-1
A23	at Oklahoma	L	3-7
A28	Daniel Baker	W	8-3
A29	Daniel Baker	W	3-0
M1	Southwestern	W	4-0
M3	Texas A&M	W	5-1
	Texas A&M	tie	1-1
M8	Southwestern	L	3-6
M10	Trinity	W	7-2
M11	Trinity	W	10-3
M13	Southwestern	L	4-7

1912

Collegiate Record: 17-7-1
Overall Record: 17-10-1

M18	Austin (T.L.)	L	1-11
M19	Austin (T.L.)	L	2-5
M25	Polytechnic	W	7-4
M26	Polytechnic	W	7-4
M29	at Southwestern	L	2-3
A1	Topeka, Kansas	L	5-14
A3	Southwestern	W	10-3
A5	Austin College	W	5-2
A8	Mississippi	W	6-1
A9	Mississippi	W	15-2
A12	Baylor	L	3-5
A13	Baylor	L	8-16
A17	Trinity	W	13-0
A18	Trinity	W	5-4
A19	at Southwestern	L	5-6
A22	Auburn	L	3-4
	Auburn	tie	3-3
A23	at Georgia	W	9-3
A24	at Georgia	L	2-10
A26	at Tulane	W	10-2
M2	Southwestern	L	2-7
	Southwestern	W	5-4
M6	at Southwestern	W	2-0
M8	Oklahoma	W	10-2
M9	Oklahoma	W	5-3
M17	TCU	W	3-2
M18	TCU	W	21-2
M20	Southwestern	W	4-3

1913

Collegiate Record: 24-4-2
Overall Record: 26-4-2
Texas Inter. Athletic Assoc. Champions

M1	Deaf School	W	13-4
M3	Austin (T.L.)	W	7-0
M17	St. Edward's	W	8-6
M19	Polytechnic	L	0-2
M20	Polytechnic	W	7-4
M24	Southwestern	L	1-7
M27	Daniel Baker	W	10-2
M28	Daniel Baker	W	10-3
Ma31	Austin College	W	19-0
A1	Austin College	W	11-1
A5	St. Edward's	W	7-1
A9	Trinity	W	30-3
A10	Trinity	L	3-4
A14	LSU	W	13-6
A15	LSU	W	10-3
A21	at Southwestern	tie	5-5
A22	at Southwestern	W	1-0
A23	at Baylor	W	13-2
A24	at Baylor	W	14-5
A25	vs. Trinity (Waxahachie)	W	7-2
A26	vs. Trinity (Waxahachie)	W	5-0
A28	Polytechnic	W	3-0
A29	Polytechnic	W	6-2
M1	Oklahoma A&M	W	4-1
M2	Oklahoma A&M	W	5-0
M5	TCU	W	4-2
M6	TCU	W	3-2
M9	Southwestern	W	14-3
M10	Southwestern	W	21-2
M15	Baylor	tie	1-1
M16	Baylor	L	2-4
M17	Baylor	W	4-3





1914

Collegiate Record: 28-4
Overall Record: 30-5
Texas Inter. Athletic Assoc. Champions

M2	Austin (T.L.)	W	2-1
M4	St. Edward's	W	14-2
M6	Austin (T.L.)	L	9-11
M7	Austin (T.L.)	W	21-4
M11	Howard Payne	W	24-0
M12	Howard Payne	W	12-9
M23	Colorado	W	8-0
M24	Colorado	W	7-1
M25	Colorado	W	12-4
M27	Honolulu	W	1-0
M28	Honolulu	W	1-0
A1	Daniel Baker	W	15-0
	Daniel Baker	W	2-1
A2	Daniel Baker	W	14-3
A6	Southwestern	W	11-2
A10	Centenary	W	9-5
A11	Centenary	W	13-0
A13	Baylor	W	7-6
A14	Baylor	W	5-2
	Baylor	W	4-2
A20	Southwestern	W	8-4
A21	at Southwestern	W	7-2
	at Southwestern	W	4-1
A23	LSU	W	4-2
	LSU	W	5-0
A27	at Westminster (Fulton, Mo.)	W	8-1
A28	at Missouri	L	0-2
A29	at Missouri	W	5-4
A30	at Wabash College	W	3-2
M1	at Illinois	L	2-3
M2	at Illinois	L	3-7
M4	at Oklahoma	W	2-0
M8	Trinity	W	7-1
M9	Trinity	W	13-5
M15	Oklahoma	L	2-3

1915

Collegiate Record: 22-4
Overall Record: 25-5
SWC Record: 12-2 (1st)
Southwest Conference Champions

M4	St. Edward's	W	12-6
M5	Austin High	W	10-0
M6	Austin (T.L.)	W	14-1
M11	San Antonio (T.L.)	W	5-0
M19	St. Louis Cardinals	L	2-14
M22	Southwestern*	W	5-4
M26	Daniel Baker	W	9-2
M27	Daniel Baker	W	7-1
M30	St. Edward's	L	7-11
A2	Honolulu	L	5-11
A3	Honolulu	W	9-8
A5	Howard Payne	W	3-2
A6	Howard Payne	W	2-0
A9	Baylor*	W	4-2
A10	Baylor*	W	8-2
	Baylor*	W	7-2
A14	TCU	W	7-3
A15	TCU	W	8-0
A16	at Southwestern*	W	5-0
A19	at Rice*	W	3-1
A20	at Rice*	W	2-1
A21	at Texas A&M*	L	3-4
A22	at Texas A&M*	L	0-4
A24	at Baylor*	W	5-0
A30	Rice*	W	1-0
M1	Rice*	W	3-0
M4	Texas A&M*	W	3-2
M5	Texas A&M*	W	8-2
M10	Trinity	W	3-0
M11	Trinity	W	11-1

* conference game

1916

Collegiate Record: 16-6
Overall Record: 16-7
SWC Record: 10-3 (1st)
Southwest Conference Champions

M3	St. Edward's	L	5-9
M9	San Antonio (T.L.)	L	2-3
M21	Rice*	W	4-1
M22	Rice*	W	8-6
M27	Southwestern*	W	4-2
M30	Honolulu	L	2-7
A1	Honolulu	W	9-6
A2	Honolulu	L	4-6
A5	at Southwestern*	L	2-3
A7	Howard Payne	W	3-1
A10	Baylor*	W	1-0
A11	Baylor*	W	2-1
A13	at Texas A&M*	W	8-2
A14	at Texas A&M*	L	0-3
A15	at Rice*	W	8-3
A21	at Southwestern*	W	9-6
A28	Austin College	W	6-3
A29	Austin College	W	5-0
M3	TCU	W	2-0
M4	TCU	W	1-0
M13	Southwestern*	W	4-1
M15	Texas A&M*	L	1-2
M16	Texas A&M*	W	11-8

* conference game

1917

Collegiate Record: 12-2
Overall Record: 12-3
SWC Record: 4-1 (1st)
Southwest Conference Champions

M22	San Antonio (T.L.)	L	5-10
M26	Southwestern	L	5-7
M29	at Southwestern	W	10-7
M31	Baylor*	W	8-3
A2	TCU	W	2-1
A3	TCU	W	5-4
A6	Daniel Baker	W	5-0
A10	Rice	W	6-5
	Rice	W	2-1
A12	at Texas A&M*	W	9-5
A13	at Texas A&M*	L	1-4
A16	Texas A&M*	W	8-5
A17	Texas A&M*	W	5-2
A18	Hendrix College	W	4-1
A19	Hendrix College	W	4-3

* conference game

1918

Collegiate Record: 17-1
Overall Record: 17-4
SWC Record: 8-1 (1st)
Southwest Conference Champions

M19	San Antonio (T.L.)	L	2-3
M20	San Antonio (T.L.)	L	0-2
M22	Howard Payne	W	12-1
M23	Howard Payne	W	4-3
M29	Chicago White Sox	L	1-14
A1	at Baylor*	W	12-1
A2	at Baylor*	W	30-1
A5	Southwestern	W	6-4
A9	Southwestern	W	12-2
A10	SMU	W	10-4
A11	SMU	W	6-0
A18	at Texas A&M*	L	0-1
A19	at Texas A&M*	W	5-3
A23	at Southwestern	W	7-0
A24	TCU	W	7-6
A25	TCU	W	5-3
A30	Baylor*	W	11-0
M3	at Rice*	W	7-0
M4	at Rice*	W	15-3
M10	Texas A&M*	W	2-1
M11	Texas A&M*	W	7-6

* conference game

1919

Collegiate Record: 20-1-1
Overall Record: 22-3-1
SWC Record: 12-0 (1st)
Southwest Conference Champions

M21	Kelly Field	W	2-1
M22	Kelly Field	W	4-2
M24	San Antonio (T.L.)	L	0-8
M26	Trinity	W	7-3
M27	Trinity	W	9-3
M31	Southwestern	W	4-2
A4	SMU*	W	3-1
A5	SMU*	W	12-4
A7	Chicago White Sox	L	1-9
A9	TCU	W	17-0
A10	TCU	L	2-3
A14	Texas A&M*	W	6-1
A15	Texas A&M*	W	10-2
A18	Austin College	W	14-0
A19	Austin College	W	12-3
A22	at Oklahoma*	W	4-0
	at Oklahoma*	W	8-0
A23	at Oklahoma A&M*	W	5-2
A24	at Oklahoma A&M*	W	2-0
A25	at TCU	W	2-1
A26	at SMU*	W	8-5
M2	Southwestern	W	10-4
M5	at Southwestern	tie	0-0
M10	Oklahoma*	W	11-4
M12	at Texas A&M*	W	1-0
M13	at Texas A&M*	W	11-3

* conference game

1920

Collegiate Record: 17-5
Overall Record: 18-7-1
SWC Record: 9-2 (1st)
Southwest Conference Champions

M3	vs. St. Louis Browns (Taylor)	L	8-11
M9	San Antonio (T.L.)	tie	6-6
M10	37th Infantry	W	10-0
M22	Simmons	W	8-0
M23	Simmons	W	10-2
M26	Trinity	W	11-2
M27	Trinity	L	2-3
M30	Chicago White Sox	L	1-2
A5	Southwestern	W	2-0
A7	TCU	W	5-4
A8	TCU	W	3-2
A12	at Texas A&M*	W	14-5
A13	at Texas A&M*	W	5-0
A17	at Southwestern	L	8-13
A19	Rice*	W	12-2
A20	Rice*	L	2-4
A26	vs. Trinity (Waxahachie)	W	10-1
A27	vs. Trinity (Waxahachie)	W	9-3
A28	at TCU	L	0-6
A29	at SMU*	L	1-2
A30	at Baylor*	W	12-2
M1	at Baylor*	W	6-0
M6	Baylor*	W	7-1
M7	Baylor*	W	5-1
M10	SMU*	W	8-2
M14	Texas A&M*	W	2-0

* conference game





1921

Collegiate Record: 15-3-1
Overall Record: 15-5-1
SWC Record: 9-2-1 (1st)

Southwest Conference Champions

Table of 1921 baseball season results, listing opponents and scores.

* conference game

1922

Collegiate Record: 16-5-1
Overall Record: 16-6-2
SWC Record: 10-3-1 (1st)

Southwest Conference Champions

Table of 1922 baseball season results, listing opponents and scores.

* conference game

1923

Collegiate Record: 16-8
Overall Record: 20-8
SWC Record: 10-8 (3rd)

Table of 1923 baseball season results, listing opponents and scores.

* conference game

1924

Collegiate Record: 28-1
Overall Record: 29-1
SWC Record: 22-1 (1st)

Southwest Conference Champions

Table of 1924 baseball season results, listing opponents and scores.

* conference game

1925

Collegiate Record: 16-4-1
Overall Record: 18-7-1
SWC Record: 11-2-1 (1st)

Southwest Conference Champions

Table of 1925 baseball season results, listing opponents and scores.

* conference game

1926

Collegiate Record: 13-2
Overall Record: 13-3
SWC Record: 8-2 (1st)

Southwest Conference Champions

Table of 1926 baseball season results, listing opponents and scores.

* conference game

1927

Collegiate Record: 16-4
Overall Record: 16-6-1
SWC Record: 16-4 (1st)

Southwest Conference Champions

Table of 1927 baseball season results, listing opponents and scores.

* conference game

1928

Collegiate Record: 17-4
Overall Record: 17-6
SWC Record: 16-4 (1st)

Southwest Conference Champions

Table of 1928 baseball season results, listing opponents and scores.

* conference game





1929		
Collegiate Record: 18-4-1		
Overall Record: 18-7-1		
SWC Record: 16-4-1 (1st)		
Southwest Conference Champions		
M6	New York Giants	L 3-23
M25	Chicago White Sox	L 1-5
M27	TCU*	W 6-3
M28	TCU*	W 9-4
M30	Northwestern	W 6-5
A1	Northwestern	W 7-6
A3	New York Yankees	L 6-8
A5	at Rice*	W 5-3
A6	at Rice*	W 4-3
A8	SMU*	W 10-1
A9	SMU*	W 10-4
A12	Texas A&M*	tie 2-2
A13	Texas A&M*	L 0-2
	Texas A&M*	W 7-3
A17	at Baylor*	L 5-7
A18	at Baylor*	L 3-8
A26	Baylor*	W 4-1
A27	Baylor*	W 3-1
M3	at TCU*	L 4-8
M4	at TCU*	W 17-10
M6	at SMU*	W 25-3
M7	at SMU*	W 5-3
M15	Rice*	W 11-10
M16	Rice*	W 13-2
M20	at Texas A&M*	W 3-1
M21	at Texas A&M*	W 5-3
		* conference game

1930		
Collegiate Record: 20-4		
Overall Record: 20-8		
SWC Record: 16-4 (1st)		
Southwest Conference Champions		
M6	New York Giants	L 1-4
M20	Chicago White Sox	L 1-5
M29	San Antonio (T.L.)	L 9-20
A1	New York Yankees	L 2-4
A4	Rice*	L 2-3
A5	Rice*	W 13-1
A11	Baylor*	W 9-2
A12	Baylor*	W 6-2
A16	Iowa	W 14-9
A17	Iowa	W 9-0
A18	Northwestern	W 3-1
A19	Northwestern	W 2-1
A22	at Texas A&M*	W 10-8
	at Texas A&M*	W 2-1
A25	at SMU*	W 10-4
A26	at SMU*	W 16-4
A28	at TCU*	W 10-4
A29	at TCU*	L 5-7
M2	at Baylor*	W 7-4
M3	at Baylor*	L 10-13
M5	at Rice*	W 3-0
M6	at Rice*	W 4-2
M14	TCU*	L 3-4
	TCU*	W 5-2
M16	SMU*	W 11-4
M17	SMU*	W 6-2
M20	Texas A&M*	W 3-2
M21	Texas A&M*	W 11-7
		* conference game

1931		
Collegiate Record: 10-2		
Overall Record: 12-6		
SWC Record: 8-2 (2nd)		
M11	New York Giants	L 4-14
M17	Chicago White Sox	L 4-9
M23	Houston (T.L.)	L 3-8
M24	Houston (T.L.)	W 8-6
M30	Northwestern	W 12-2
M31	Northwestern	W 11-1
A4	Montreal	L 10-12
A8	at San Antonio (T.L.)	W 8-7
A11	SMU*	W 6-0
A14	at Baylor*	L 1-2
A18	Texas A&M*	W 8-0
A21	Rice*	W 20-5
A24	TCU*	W 7-3
M1	at TCU*	W 8-6
M2	at SMU*	W 7-0
M7	Baylor*	W 5-1
M15	at Rice*	W 6-3
M16	at Texas A&M*	L 6-8
		* conference game

1932		
Collegiate Record: 11-5		
Overall Record: 12-8		
SWC Record: 11-5 (1st)		
Southwest Conference Champions		
M17	Chicago White Sox	L 2-5
M24	San Antonio (T.L.)	L 2-3
M26	at San Antonio (T.L.)	L 8-13
M29	House of David	W 6-2
A2	SMU*	W 10-6
A4	at Rice*	L 2-3
A5	at Rice*	W 4-2
A8	at TCU*	L 3-6
A9	at SMU*	W 13-9
A15	Baylor*	L 2-6
A16	Baylor*	W 4-1
A23	Rice*	W 3-2
A24	Rice*	W 10-3
A30	at Baylor*	W 6-3
	at Baylor*	W 3-2
M6	at Texas A&M*	W 11-4
M7	at Texas A&M*	W 9-5
M13	TCU*	L 7-8
M20	Texas A&M*	L 9-12
M21	Texas A&M*	W 11-4
		* conference game

1933		
Collegiate Record: 13-3		
Overall Record: 17-5		
SWC Record: 8-2 (2nd)		
M17	Detroit Tigers	L 6-11
M30	at San Antonio (T.L.)	W 4-3
A1	San Antonio (T.L.)	W 7-5
A5	Houston (T.L.)	L 7-11
A7	Oklahoma City	W 7-4
A8	Oklahoma City	W 7-2
A11	at TCU*	W 8-3
A14	Humble (Conroe)	W 9-4
A15	Humble (Conroe)	W 16-0
A21	at SMU*	W 8-3
A22	at SMU*	W 21-2
A28	Texas A&M*	W 13-7
A29	Texas A&M (non-SWC)	L 5-7
M2	TCU*	L 4-6
M5	at Baylor*	W 11-4
M6	at Baylor (non-SWC)	W 3-2
M12	at Texas A&M*	W 10-9
M13	at Texas A&M*	L 3-7
M16	Baylor*	W 6-1
M17	Baylor*	3-2
M18	vs. Texas A&M (Brenham)	
	(exhib./non-SWC)	W 5-4 (10)
M19	vs. Texas A&M (Brenham)	
	(exhib./non-SWC)	W 5-3
		* conference game

1934		
Collegiate Record: 8-5		
Overall Record: 13-8		
SWC Record: 7-5 (2nd)		
M28	Llano	W 16-2
M30	at Humble Oilers (Henderson)	L 5-7
M31	at Humble Oilers (Henderson)	L 0-7
A2	San Antonio (T.L.)	W 7-5
A3	San Antonio (T.L.)	W 8-5
A10	Houston (T.L.)	W 21
A11	Houston (T.L.)	L 13-14
A13	at Texas A&M*	L 4-7
A14	at Texas A&M*	L 5-7
A16	at TCU*	W 8-6
A17	at TCU*	W 4-2
A20	Baylor*	W 12-0
A21	Baylor*	L 3-4
A25	at Lockhart	W 3-0
A27	TCU*	L 3-4
A28	TCU*	W 8-1
M4	at Baylor*	W 14-1
M5	at Baylor*	W 2-0
M9	vs. Texas A&M (Brenham)	
	(exhib./non-SWC)	W 6-1
M14	Texas A&M*	L 1-5
M15	Texas A&M*	W 8-5
		* conference game

1935		
Collegiate Record: 11-3		
Overall Record: 19-5		
SWC Record: 9-3 (1st)		
Southwest Conference Champions		
M22	Houston (T.L.)	W 4-2
M23	Houston (T.L.)	W 15-7
M25	Oklahoma	W 9-4
M26	Oklahoma	W 15-9
A1	Nu Icy	W 4-2
A4	Texas A&M*	W 1-0
A5	Texas A&M*	W 12-6
A10	Nu Icy	W 9-5
A12	at TCU*	W 10-9
A13	at TCU*	L 3-4
A16	Nu Icy	W 9-1
A20	at Baylor*	W 7-6
	at Baylor*	W 4-0
A22	at Kenedy Oilers	W 6-4
A23	at Taft	W 23-5
A24	at Refugio	L 9-11
A26	TCU*	W 9-1
A27	TCU*	W 10-5
M1	at Luling	W 6-3
M3	Baylor*	W 16-6
M6	Baylor*	L 3-4
M8	at Texas A&M*	L 6-7
M9	Texas A&M*	W 10-1
M15	Nu Icy	L
1-5		* conference game

1936		
Collegiate Record: 12-2		
Overall Record: 18-4		
SWC Record: 12-1 (1st)		
Southwest Conference Champions		
M20	Houston (T.L.)	W 9-8
M21	Houston (T.L.)	W 10-7
M23	at Tulsa (T.L.)	W 12-5
M25	Tulsa (T.L.)	W 10-0
M26	San Antonio (T.L.)	L 8-9
M28	at Rice*	W 5-0
A2	TCU*	W 9-1
A3	TCU*	W 14-4
A8	at San Antonio (T.L.)	L 4-7
A10	at Baylor*	L 7-8
A11	at Baylor*	W 5-2
A16	at SMU*	W 20-1
A17	at SMU*	W 19-2
A18	at TCU*	W 11-8
A20	Nu Icy	W 8-6
A25	Baylor*	W 9-3
A29	Nu Icy	W 12-5
M2	at Texas A&M*	W 4-3
M9	Rice*	W 16-2
M13	vs. Texas A&M (Brenham)	
	(exhib./non-SWC)	L 4-5
M15	SMU*	W 20-3
M21	Texas A&M*	W 6-5
		* conference game



**1937****Collegiate Record: 11-6
Overall Record: 13-11
SWC Record: 10-5 (2nd)**

M16	7-Up Bottlers	W	3-0
M17	7-Up Bottlers	L	9-12
M19	Minneapolis (A.A.)	L	3-8
M20	Tulsa (T.L.)	W	9-8
M22	vs. Minneapolis (A.A.) (New Braunfels)	L	2-3
M24	St. Louis Browns	L	6-11
M27	at Oklahoma at Oklahoma	L	5-12 W 5-1
A1	at TCU*	W	8-6
A2	at TCU*	W	11-9
A3	Philadelphia Athletics	L	3-11
A5	at SMU*	W	13-3
A9	Baylor*	W	6-1
A10	Baylor*	L	1-10
A15	Rice*	W	6-1
A17	Texas A&M*	W	7-2
A24	at Baylor*	W	1-0
A30	at Rice*	W	8-7
M1	at Rice*	W	13-8
M6	SMU*	W	12-5
M7	SMU*	L	2-4
M13	Texas A&M*	L	3-5
M14	Texas A&M*	L	4-5
M18	TCU*	L	7-11

* conference game

1938**Collegiate Record: 12-4
Overall Record: 13-10
SWC Record: 12-2 (1st)****Southwest Conference Champions**

M17	Tulsa (Pro)	L	4-6
M21	Oklahoma	L	7-8
M22	Oklahoma	L	0-4
M23	vs. Tulsa (Pro) (Seguin)	L	5-12
M26	at Rice*	W	5-2
M29	St. Louis Browns	L	1-5
M31	TCU*	W	21-2
A1	TCU*	W	13-5
A9	Houston Buffs	W	10-9
A12	Austin 7-Up	L	6-9
A14	SMU*	W	5-2
A20	Austin 7-Up	L	4-14
A22	at Baylor*	W	5-0
A23	at Baylor*	W	11-1
A28	Rice*	W	9-0
A29	Rice*	W	8-1
M3	at Texas A&M*	W	18-13
M6	at SMU*	W	9-3
M9	at TCU*	W	3-0
M13	Baylor*	L	7-9
M17	Austin 7-Up	L	1-3
M20	Texas A&M*	L	9-13
M21	Texas A&M*	W	12-7

* conference game

1939**Collegiate Record: 16-2
Overall Record: 18-6
SWC Record: 15-0 (1st)****Southwest Conference Champions**

M17	Austin 7-Up	W	5-2
M20	at Rice*	W	8-6
M21	at Rice*	W	8-0
M24	Houston Buffs	L	3-9
M25	Houston Buffs	L	0-8
M30	St. Louis Browns	L	2-21
A3	Philadelphia	W	4-1
A5	Oklahoma	L	12-14
A12	at Baylor*		17-2
A13	at SMU*	W	6-2
A14	at TCU*	W	12-1
A15	at TCU*	W	9-2
A22	TCU*	W	12-2
A24	Rice*	W	5-2
A29	Texas A&M*	W	18-6
M1	SMU*	W	6-4
M2	SMU*	W	3-2
M4	Baylor*	W	4-3
M5	Baylor*	W	5-2
M13	at Todd Dry Dock (Galveston)	L	3-4
M15	at Texas A&M*	W	18-3
M16	at Texas A&M*		7-5
M18	vs. Texas A&M (Brenham) (exhib./non-SWC)	L	4-7
M19	vs. Texas A&M (Brenham) (exhib./non-SWC)	W	7-2

* conference game

1940**Collegiate Record: 15-4
Overall Record: 20-4
SWC Record: 14-1 (1st)****Southwest Conference Champions**

M18	vs. Tulsa (Pro) (Seguin)	W	11-10
M19	Tulsa (Pro)	W	7-3
M23	vs. Toledo (New Braunfels)	W	13-7
M30	Oklahoma	W	8-6
A4	SMU*	W	11-4
A9	Baylor*	W	14-2
A11	Rice*	W	26-7
A12	Rice*	W	18-4
A16	TCU*	W	16-4
A17	TCU*	W	10-5
A19	at Rice*	L	6-7
A20	at Texas A&M*	W	9-3
A23	7-Up Bottlers	W	5-4
A26	7-Up Bottlers	W	9-8
M2	at Baylor*	W	10-0
M3	at Baylor*	W	22-4
M4	at TCU*	W	21-3
M6	at Oklahoma	L	5-6
M7	at Oklahoma	L	6-7
M9	at Oklahoma A&M	L	4-5
M10	at SMU*	W	8-2
M11	at SMU*	W	4-0
M17	Texas A&M*	W	19-6
M18	Texas A&M*	W	11-10

* conference game

1941**Collegiate Record: 14-3
Overall Record: 16-7
SWC Record: 12-3 (1st)****Southwest Conference Champions**

M22	Minneapolis Millers	L	0-5
M24	vs. Minneapolis Millers \$	L	2-7
M28	at Rice*	W	16-6
M29	at Rice*	W	9-3
A1	Boston Braves	L	1-8
A4	at TCU*	W	18-9
A5	at TCU*	W	9-5
A7	at SMU*	L	2-3
A11	7-Up Bottlers	W	4-3
A14	Oklahoma	W	12-3
A15	Oklahoma	W	14-2
A18	SMU*	W	10-0
A19	SMU*	W	14-3
A30	7-Up Bottlers	W	5-4
M2	at Baylor*	W	5-2
M6	7-Up Bottlers	L	9-13
M8	Baylor*	W	9-4
M9	Baylor*	W	7-6
M13	Rice*	W	7-2
M16	at Texas A&M*	L	2-3
M17	at Texas A&M*	L	5-7
M19	Texas A&M*	W	3-2
M20	TCU*	W	12-2

* conference game
\$ New Braunfels, Texas**1942****Collegiate Record: 11-4
Overall Record: 13-6
SWC Record: 9-4 (2nd)**

M16	Oklahoma	W	10-8
M17	Oklahoma	W	6-4
M20	at Randolph Field AFB	L	3-4
M26	at Texas A&M*	L	1-4
M27	Randolph Field AFB	L	7-9
A1	Rice*	W	9-6
A2	Rice*	W	10-5
A3	Brooks Field	W	10-0
A11	at SMU*	L	3-8
	at SMU*	W	19-2
A17	at Baylor*	W	12-8
A18	at Baylor*	W	2-0
A21	Randolph Field AFB	W	2-1
A25	TCU*	W	10-3
	TCU*	W	10-4
M1	SMU*	W	8-0
M5	Baylor*	W	8-3
M8	Texas A&M*	L	4-8
M9	Texas A&M*	L	4-5

* conference game

1943**Collegiate Record: 6-2
Overall Record: 10-7
SWC Record: 6-2 (11st)****Southwest Conference Champions**

M19	Brooks Field	W	22-7
M25	at Kelly Field \$	W	20-11
M26	at Randolph Field AFB	L	3-5
M27	at Brooks Field \$	L	6-10
A2	at Rice*	W	10-2
A3	at Rice*	W	6-1
A9	Texas A&M*	W	4-2
A10	Texas A&M*	L	0-12
A14	Waco Army Fliers	L	2-10
A15	Waco Army Fliers	L	3-11
A16	Kelly Field	W	7-2
A17	Kelly Field	W	17-4
A21	Rice*	W	19-2
A22	Rice*	W	8-6
A24	Randolph Field AFB	L	5-8
A30	at Texas A&M*	L	8-11
M1	at Texas A&M*	W	8-2

* conference game
\$ San Antonio, Texas**1944****Collegiate Record: 7-3
Overall Record: 8-10
SWC Record: No SWC Champion due to
war conditions**

M24	Southwestern	L	4-14
M25	Southwestern	W	14-1
M30	Kelly Field	L	2-12
M31	Kelly Field	L	1-8
A7	at Texas A&M	L	8-12
A14	at Brooks Field (San Antonio)	L	2-10
A15	at Randolph Field AFB	L	1-5
A18	San Marcos Army	W	10-7
A21	Rice	W	5-0
A22	Rice	W	23-4
A28	at Southwestern	L	3-5
M4	at San Marcos Army	L	4-13
M6	San Marcos Army	L	2-7
M11	Texas A&M	W	4-1
M12	Texas A&M	W	6-5
M19	at Rice	W	16-12
M20	at Rice	W	7-1
M24	7-Up Bottlers	L	0-1

1945**Collegiate Record: 11-1
Overall Record: 12-6
SWC Record: 10-1 (1st)****Southwest Conference Champions**

M24	Southwestern	W	20-5
M31	San Marcos Army	W	5-1
A6	Texas A&M*	W	13-0
A10	at San Marcos Army	L	4-5
A16	TCU*	W	10-3
A17	Randolph Field AFB	L	3-7
A27	at SMU*	W	6-2
A28	at TCU*	W	10-3
	at TCU*	L	3-4
M2	San Marcos Army	L	9-11
M5	Waco Army Fliers	L	4-11
M9	SMU*	W	7-4
M10	SMU*	W	5-4
M18	at Texas A&M*	W	4-3
M19	at Texas A&M*	W	15-2
M23	Camp Waldron	L	3-5
M25	Rice*	W	17-3
M26	Rice*	W	8-7

* conference game



1946

Collegiate Record: 19-2
Overall Record: 20-4
SWC Record: 14-0 (1st)
Southwest Conference Champions

M16	Ward Island Marines	W	12-6
	vs. Tulsa Oilers (San Marcos)	L	1-7
M22	Oklahoma	L	6-9
M23	Oklahoma	L	5-8
M26	Southwestern	W	7-0
M29	at McMurry College (Abilene)	W	11-5
M30	at McMurry College (Abilene)	W	25-0
A2	Tulsa Oilers	L	5-6
A4	Baylor*	W	7-6
A5	Baylor*	W	5-1
A8	at Southwestern	W	16-9
A12	at Rice*	W	8-6
A13	at Rice*	W	16-0
A19	TCU*	W	14-1
A20	TCU*	W	1-0
A24	SMU*	W	10-4
A30	Southwestern	W	8-1
M4	at Texas A&M*	W	2-1
M8	at Baylor*	W	9-8
M13	Rice*	W	4-0
M17	Texas A&M*	W	6-4
M18	Texas A&M*	W	7-0
M23	at TCU*	W	13-1
M25	at SMU*	W	3-2

* conference game

1948

Collegiate Record: 18-1
Overall Record: 20-2
SWC Record: 13-1 (1st)
Southwest Conference Champions

M13	Milwaukee (A.A.)	L	1-3
M15	Milwaukee (A.A.)	W	9-6
M17	San Antonio (T.L.)	W	4-2
M25	Ohio State	W	8-6
M26	Ohio State	W	10-4
M27	Ohio State	W	12-11
M29	Oklahoma	W	18-7
M30	Oklahoma	W	11-5
A2	at Texas A&M*	W	5-4
A6	Rice*	W	8-2
A9	TCU*	W	7-6
A10	TCU*	W	6-1
A13	SMU*	W	21-0
A17	at Baylor*	L	7-8
A23	at Rice*	W	3-0
A24	at Rice*	W	14-2
A30	Baylor*	W	2-1
M1	Baylor*	W	8-1
M7	at SMU*	W	8-2
M8	at SMU*	W	8-3
M14	Texas A&M*	W	16-4
M15	Texas A&M*	W	3-2

* conference game

1950

Collegiate Record: 24-4
Overall Record: 27-6
SWC Record: 14-1 (1st)
Southwest Conference Champions
NATIONAL CHAMPIONS

M15	San Antonio (T.L.)	L	2-5
M18	Milwaukee (A.A.)	W	12-7
M20	Milwaukee (A.A.)	W	6-5
M22	Minnesota	W	10-2
M23	Minnesota	W	15-9
M24	Oklahoma	W	5-0
M25	Oklahoma	L	5-7
M29	TCU*	W	5-4
M30	TCU*	W	5-4
M31	at San Antonio (T.L.)	W	12-10
A3	SMU*	W	8-3
A6	Waco (BSL)	L	3-7
A11	at Texas A&M*	W	12-2
A15	at Baylor*	L	1-2
A21	at Rice*	W	2-0
A22	at Rice*	W	8-5 (10)
A28	Baylor*	W	22-3
M3	Baylor*	W	22-1
M5	at SMU*	W	7-2
M6	at SMU*	W	10-2
M8	at TCU*	W	1-0
M13	Rice*	W	5-0
M17	Texas A&M*	W	5-0
M18	Texas A&M*	W	6-5

NCAA District 6 Playoff (Austin, Texas)
 J6 vs. Arizona L 4-5
 J7 vs. Arizona W 9-8
 J8 vs. Arizona W 7-3
 NCAA College World Series (Omaha, Neb.)
 J15 vs. Rutgers L 2-4
 J18 vs. Colorado A&M W 3-1
 J19 vs. Tufts W 7-0
 J20 vs. Washington State W 12-1
 J22 vs. Rutgers W 15-9
 J23 vs. Washington State W 3-0

* conference game

1952

Collegiate Record: 19-9
Overall Record: 19-9
SWC Record: 11-4 (1st)
Southwest Conference Champions

M15	at Baylor (non-SWC)	L	5-8
M18	at Baylor (non-SWC)	L	5-6
M21	Oklahoma	W	13-4
M22	Oklahoma	W	15-4
M25	Hardin-Simmons	W	10-4
M26	Minnesota	W	5-0 (5)
M28	at SMU*	W	5-2
M29	at SMU*	L	2-5
A1	Rice*	W	6-5
A5	at TCU*	W	2-1
A8	at Texas A&M*	L	8-13
A15	Sam Houston State	W	13-3
A18	Baylor*	W	3-2
A25	at Rice*	W	13-7
A26	at Rice*	W	7-3
A28	SMU*	W	6-3
M3	at Baylor*	W	17-3
	at Baylor*	L	5-9
M9	TCU*	W	7-2
M10	TCU*	W	21-6
M15	Texas A&M*	W	5-0
M16	Texas A&M*	L	2-3

NCAA District 6 Playoff (Austin, Texas)
 J6 vs. Arizona W 3-1
 vs. Arizona L 0-1
 J7 vs. Arizona W 15-8
 NCAA College World Series (Omaha, Neb.)
 J12 vs. Penn State L 3-5
 J13 vs. Oregon State W 10-1
 J14 vs. Holy Cross L 1-2

* conference game

1947

Collegiate Record: 19-2
Overall Record: 20-4
SWC Record: 14-1 (1st)
Southwest Conference Champions
Tied for Third in Nation

M13	Hardin-Simmons	W	28-9
M21	Brooke Medical Center	W	10-3
M22	at Brooke Medical Center \$	L	3-5
M24	McMurry College	W	9-5
M27	SMU*	W	12-7
M28	SMU*	W	19-5
A1	at Beaumont (T.L.)	L	7-13
A2	at Rice*	W	10-2
A4	Oklahoma	W	8-7
A5	Oklahoma	W	9-5
A11	Texas A&M*	W	9-8
A17	at Baylor*	W	9-6
A18	at Baylor*	L	2-6
A22	Baylor*	W	1-0
A25	at TCU*	W	4-3
A26	at TCU*	W	12-1
A28	at SMU*	W	4-1
M1	Rice*	W	8-6
M2	Rice*	W	12-4
M6	TCU*	W	15-5
M14	at Texas A&M*	W	6-5
M15	at Texas A&M*	W	11-9

NCAA Playoff (Denver, Colo.)
 J20 vs. Oklahoma W 10-9
 J21 vs. California L 7-8

* conference game
 \$ San Antonio, Texas

1949

Collegiate Record: 22-4
Overall Record: 23-7
SWC Record: 12-3 (1st)
Southwest Conference Champions
NATIONAL CHAMPIONS

M12	Dallas (T.L.)	L	3-9
M15	Houston Buffs (T.L.)	L	5-7
M19	Milwaukee (A.A.)	W	5-1
M21	Ohio State	W	11-5
M22	Ohio State	W	7-4
M23	Ohio State	L	1-5
M24	Milwaukee (A.A.)	L	0-11
M25	Oklahoma	W	5-1
M26	Oklahoma	W	7-5
M29	Hardin-Simmons	W	4-2
M31	Baylor*	W	10-4
A5	Rice*	W	15-7
	Rice*	W	5-0 (7)
A8	at TCU*	W	7-0
A9	at TCU*	W	8-0
A12	at SMU*	W	11-1
A21	Texas A&M*	W	14-4
A29	at Baylor*	L	5-11
A30	at Baylor*	L	2-3
M5	SMU*	W	9-0
M6	SMU*	W	12-5
M10	TCU*	W	11-6
M11	at Rice*	W	9-4
M13	at Texas A&M*	L	1-6
M14	at Texas A&M*	W	6-1

NCAA District 6 Playoff (Austin, Texas)
 J16 vs. Oklahoma A&M W 3-2
 J17 vs. Oklahoma A&M W 7-3
 NCAA Finals (Wichita, Kan.)
 J22 vs. St. John's W 7-1
 J23 vs. Wake Forest W 8-1
 J25 vs. Wake Forest W 10-3

* conference game

1951

Collegiate Record: 15-4
Overall Record: 17-6
SWC Record: 11-4 (1st)
Southwest Conference Champions

M14	Milwaukee (A.A.)	L	4-10
M17	Milwaukee (A.A.)	W	4-3 (11)
M19	Ohio State	W	8-0
M20	Ohio State	W	4-3
M23	Oklahoma	W	9-2
M24	Oklahoma	W	2-1
M30	Rice*	W	16-2
M31	Rice*	W	3-1
A2	Brooke Medical Center	L	3-13
A4	at Brooke Medical Center \$	W	5-3
A9	Baylor*	W	5-1
A13	at TCU*	W	12-4
A14	at TCU*	W	5-1
A16	at SMU*	W	12-3
A21	Texas A&M*	W	14-10
A27	at Baylor*	L	8-9
A28	at Baylor*	W	4-1
M4	at Rice*	W	11-1
M8	TCU*	L	3-4
M11	SMU*	W	12-1
M12	SMU*	W	9-0
M17	at Texas A&M*	L	2-4
M18	at Texas A&M*	L	1-4

* conference game
 \$ San Antonio, Texas





1953

Collegiate Record: 24-7-1
Overall Record: 25-7-1
SWC Record: 12-3-1 (11st)

Southwest Conference Champions NATIONAL RUNNER-UP

M17	at Baylor (non-SWC)	W	10-5
M21	Baylor (non-SWC)	W	25-7
M23	Minnesota	W	8-6
M24	Minnesota	W	7-6
M26	Texas A&M*	W	9-0
M31	at Rice*	tie 2-2	(15)
A2	Sam Houston Teachers Coll.	W	6-5
A7	Oklahoma	L	1-3
A8	Oklahoma	W	18-8
A10	at Baylor*	W	6-5
A11	at Baylor*	L	9-10
A17	SMU*	L	3-12
A18	SMU*	W 10-9	(12)
A21	TCU*	W	15-1
A25	Baylor*	W	14-11
M1	at TCU*	W	12-5
M2	at TCU*	W	7-4
M4	at SMU*	W	8-5
M7	Rice*	W	7-2
	Rice*	W	12-2
M8	Rice*	L	2-4
M18	at Texas A&M*	W	1-0
	at Texas A&M*	W	4-1
M29	at Seguin White Sox	W	6-3
	NCAA District 6 Playoff (Tucson, Ariz.)		
J3	vs. Arizona	W	7-6
J4	vs. Arizona	L	3-4
J5	vs. Arizona	W	5-3
	NCAA College World Series (Omaha, Neb.)		
J11	vs. Duke	W	2-1
J12	vs. Lafayette	W	5-3
J13	vs. Michigan	L	5-12
J14	vs. Michigan	W	6-4
J15	vs. Lafayette	W	13-3
J16	vs. Michigan	L	5-7
	* conference game		

1954

Collegiate Record: 15-7-2
Overall Record: 17-7-2
SWC Record: 10-2-1 (1st)

Southwest Conference Champions

M19	Oklahoma	W	9-8
M20	Oklahoma	tie 5-5	(12)
M22	Minnesota	L	4-11
M23	Minnesota	W	8-1
M26	Baylor*	W	15-10
M27	Baylor*	W	12-4
M31	at Rice*	L	3-8
A1	at Rice*	W	3-2
A5	Sul Ross	L 3-4	(11)
A9	TCU*	W	3-2
A10	TCU*	W	13-3
A13	at Texas A&M*	W	6-2
A15	Nebraska	W	10-5
	Nebraska	L	0-4
A20	Sam Houston State	W	1-0
A24	SMU*	W	1-0
A27	at Baylor*	tie	13-13
A30	Rice*	W	6-0
M3	at TCU*	W	6-3
M6	Texas A&M*	W	3-2
M7	Texas A&M*	L	4-5
M27	at Sinton	W	3-1
M28	at Sinton	W	3-2
	NCAA District 6 Playoff (Austin, Texas)		
M31	vs. Oklahoma A&M	L	6-7
J1	vs. Oklahoma A&M	W	6-3
J2	vs. Oklahoma A&M	L	12-16
	* conference game		

1955

Collegiate Record: 10-13-1
Overall Record: 10-13-1
SWC Record: 7-8-1 (13rd)

M18	Oklahoma	L	1-2
M19	Oklahoma	L	6-14
M21	Minnesota	W	11-5
M22	Minnesota	W	15-1
M26	at TCU*	W	5-1
	at TCU*	tie	1-1
M30	SMU*	L	3-5
M31	SMU*	L	4-5
A5	at Rice*	L	1-3
A6	Nebraska	L	15-18
A7	Nebraska	L	14-16
A12	Baylor*	L	2-5
A15	at Texas A&M*	L	1-13
A16	at Texas A&M*	W 7-5	(13)
A19	TCU*	W	7-1
	TCU*	W	6-5
A22	Sam Houston State	W	3-2
A23	Sam Houston State	L	3-9
A29	Rice*	W	8-0
A30	Rice*	L 2-4	(10)
M6	at SMU*	L 0-1	(17)
M13	at Baylor*	W	9-7
	at Baylor*	W	7-6
M17	Texas A&M*	L	4-7
	* conference game		

1956

Collegiate Record: 5-13
Overall Record: 5-15
SWC Record: 3-11 (6th)

M16	Oklahoma	W	6-2
M17	Oklahoma	W	9-4
M19	Minnesota	L	5-12
M20	Minnesota	L	2-4
M24	Rice*	W	12-0
M28	Brooke Medical Center	L	8-9
A3	at Baylor*	L 3-4	(11)
A6	at SMU*	L	10-15
A7	at SMU*	L	2-3
A10	Amarillo Gold Sox	L	10-12
A13	TCU*	L	2-6
A14	TCU*	L	4-8
A20	Texas A&M*	L	4-5
A21	Texas A&M*	W 5-4	(11)
A27	at Rice*	L	2-4
A28	at Rice*	L	3-7
M3	Baylor*	L	5-12
M4	Baylor*	L	0-1
M8	at TCU*	L	1-9
M12	SMU*	W	12-2
	* conference game		

1957

Collegiate Record: 19-5
Overall Record: 20-7
SWC Record: 12-1 (1st)

Southwest Conference Champions

M11	Sam Houston State	L	7-8
M12	Sam Houston State	W	10-3
M15	Oklahoma	W	12-2
M16	Oklahoma	L	0-4
M22	at Texas A&M*	W	8-4
M25	Minnesota	W	7-2
M26	Minnesota	W	7-4
M29	SMU*	W 2-1	(11)
M30	SMU*	W	7-6
A9	Amarillo Gold Sox	L	8-15
A12	Rice*	W	7-5
A13	Rice*	W	22-5
A18	Topeka Hawks	W	5-4
A27	at TCU*	W	9-5
	at TCU*	L	2-4
M3	Baylor*	W	11-1
M6	at Rice*	W	9-8
M7	TCU*	W	4-0
M10	at SMU*	W 3-1	(12)
M14	Texas A&M*	W	5-1
	Texas A&M*	W	1-0
M29	Sinton Oilers	L	4-7
	NCAA District 6 Playoff (Austin, Texas)		
M31	vs. Arizona	W	2-0
J4	vs. Arizona	W	7-1
	NCAA College World Series (Omaha, Neb.)		
J8	vs. Connecticut	W	3-0
J9	vs. Penn State	L	1-4
J10	vs. Notre Dame	L	0-9
	* conference game		

1958

Collegiate Record: 18-7
Overall Record: 21-8
SWC Record: 13-2 (1st)

Southwest Conference Champions

M3	Baylor (non-SWC)	W	6-2
M11	Brooke Medical Center	W	9-7
M14	Oklahoma	W	13-2
M15	Oklahoma	L	3-5
M17	Sam Houston State	L	4-11
M21	at Rice*	W	11-0
M22	at Rice*	W	14-1
M24	Minnesota	W	16-13
M27	TCU*	W	8-4
M28	TCU*	W 4-3	(11)
A1	at Baylor*	W	4-2
A3	Amarillo Gold Sox	W	21-3
A9	SMU*	L	3-11
A12	at Texas A&M*	W	12-1
A15	Rice*	W	12-6
A21	at TCU*	W	8-3
A22	Sam Houston State	L	3-7
A25	Baylor*	W	11-2
A26	Baylor*	W 4-0	(5)
M5	at SMU*	W	15-8
M6	at SMU*	L	1-8
M9	Texas A&M*	W	13-2
M10	Texas A&M*	W	4-0
M16	at Brooke Medical Center	\$	W 4-2
M30	Houston	W 3-2	(10)
J2	Brooke Medical Center	L	2-5
	NCAA District 6 Playoff (Tucson, Ariz.)		
J5	vs. Arizona	W	14-3
J6	vs. Arizona	L	4-16
J7	vs. Arizona	L	2-5
	* conference game		
	\$ San Antonio, Texas		

1959

Collegiate Record: 13-7
Overall Record: 15-7
SWC Record: 9-5 (2nd)

M10	Brooke Medical Center	W	15-2
M13	Oklahoma	W 6-5	(11)
M14	Oklahoma	L	10-16
M17	Sam Houston State	W	12-6
M18	Sam Houston State	L	0-2
M21	Texas A&M*	L	6-7
M23	Minnesota	W	12-9
M24	Minnesota	W	14-1
M27	at Brooke Medical Center	W	10-6
M31	TCU*	W	4-1
A3	Baylor*	W	14-1
A7	at Rice*	W	1-0
A10	at TCU*	W	5-4
A18	SMU*	W	9-5
	SMU*	W 3-1	(7)
A24	at Baylor*	W	6-3
A25	at Baylor*	W	5-3
M1	Rice*	W	10-7
M2	Rice*	L	4-6
M7	at Texas A&M*	L	1-3
M8	at Texas A&M*	L	2-4
M12	at SMU*	L	5-6
	* conference game		



1960		
Collegiate Record: 19-3		
Overall Record: 21-3		
SWC Record: 13-2 (1st)		
Southwest Conference Champions		
M7	Sam Houston State	W 10-4
M11	Oklahoma	W 16-15
M12	Oklahoma	W 12-6
M15	Texas Lutheran	W 15-6
M19	at Baylor*	L 2-6
M21	Minnesota	W 21-14
M22	Minnesota	W 13-7
M29	SMU*	W 13-10
A1	at Texas A&M*	W 5-1
A5	at TCU*	W 17-3
A8	Baylor*	W 8-4
A9	Baylor*	W 9-4
A12	at Brooke Medical Center	W 4-0
A15	Rice*	W 8-2
A19	Brooke Medical Center	W 5-3
A22	at Rice*	L 4-5
A23	at Rice*	W 10-3
A30	TCU*	W 17-1
	TCU*	W 13-2
M5	at SMU*	W 7-3
M6	at SMU*	W 12-2
M13	Texas A&M*	W 5-2
M14	Texas A&M*	W 8-3
NCAA District 6 Playoff (Austin, Texas)		
M31	vs. Houston	L 2-4
* conference game		

1961		
Collegiate Record: 20-5-2		
Overall Record: 22-6-2		
SWC Record: 11-3-2 (1st)		
Southwest Conference Champions		
M6	Sam Houston State	W 5-3
M7	Sam Houston State	W 6-5
M10	Oklahoma	W 11-0
M11	Oklahoma	W 3-0
M14	Texas Lutheran	W 7-2
M17	Texas A&M*	tie 6-6
M20	Minnesota	W 19-7
M21	Minnesota	W 14-9
M25	Baylor*	W 26-7
M28	SMU*	W 7-6
M30	Fort Hood	W 5-2
A4	at TCU*	W 15-13
A10	Brooke Medical Center	W 11-4
A14	at SMU*	W 15-4
A15	at SMU*	W 15-11
A21	Rice*	W 12-6
A22	Rice*	W 8-0 (7)
	Rice*	W 11-6
A25	at Brooke Medical Center	L 9-12
M4	TCU*	L 8-9
M5	TCU*	W 5-3
M8	Texas A&M*	W 17-3
M12	at Texas A&M*	L 6-13
M13	at Texas A&M*	W 15-5
M17	at Baylor*	L 2-3
	at Baylor*	tie 9-9 (7)
NCAA District 6 Playoff (Austin, Texas)		
J5	vs. Arizona	W 8-2
J6	vs. Arizona	W 5-4
NCAA College World Series (Omaha, Neb.)		
J10	vs. USC	L 6-8
J11	vs. Western Michigan	L 2-8
* conference game		

1962		
Collegiate Record: 22-7		
Overall Record: 26-7		
SWC Record: 12-2 (1st)		
Southwest Conference Champions		
THIRD IN NATION		
M5	Sam Houston State	W 5-4
M6	Sam Houston State	L 5-16 (7)
M9	Oklahoma	W 10-0
M10	Oklahoma	W 19-7
M13	Texas Lutheran	W 19-2
M17	at Baylor*	W 4-3
M19	Minnesota	L 7-8
M20	Minnesota	L 3-5 (10)
M24	Rice*	W 11-4
M27	St. Mary's (Texas)	W 11-3
M31	at Texas A&M*	L 3-4
A4	TCU*	W 9-7
A12	at Rice*	W 7-2
A13	at Rice*	L 6-9
A16	Baylor*	W 8-0
A17	Baylor*	W 12-1
A27	SMU*	W 2-0
A28	SMU*	W 4-3
M2	at TCU*	W 4-3
M3	at TCU*	W 7-3
M9	Texas A&M*	W 4-3
M10	Texas A&M*	W 11-10 (10)
NCAA District 6 Playoff (Tucson, Ariz.)		
M17	vs. Arizona	W 1-0
M18	vs. Arizona	W 7-4
Exhibition Games		
M19	at Arizona	W 4-3
J4	SMI Steelers	W 6-2
J6	SMI Steelers	W 3-0
J7	at LeGrange Demons	W 7-4
NCAA College World Series (Omaha, Neb.)		
J11	vs. Michigan	L 1-3
J12	vs. Colorado State	W 12-2
J13	vs. Ithaca College	W 3-2
J14	vs. Michigan	W 7-0
J15	vs. Santa Clara	L 3-4 (10)
* conference game		

1963		
Collegiate Record: 21-7-1		
Overall Record: 24-7-1		
SWC Record: 12-3 (1st)		
Southwest Conference Champions		
TIED FOR THIRD IN NATION		
M4	Sam Houston State	L 2-5 (10)
M8	Oklahoma	W 4-0
M9	Oklahoma	W 6-2
M12	Texas Lutheran	W 12-5
M16	Texas A&M*	tie 6-6
M19	SMU*	W 7-3
M23	at TCU*	L 1-3
M25	Minnesota	L 6-15
M26	Minnesota	W 6-5
M30	Baylor*	L 2-3
A2	at Rice*	W 3-2
A9	Illinois	W 6-1
A11	North Dakota	W 15-11
A16	St. Mary's (Texas)	W 6-3
A19	TCU*	W 5-4
A20	TCU*	W 9-5
A26	at SMU*	W 8-1
A30	at SMU*	W 8-5
M2	Rice*	W 5-4
M3	Rice*	W 9-5
M7	Texas A&M*	W 12-2
M10	at Texas A&M*	L 5-10
M11	at Texas A&M*	W 4-2
M13	at Baylor*	W 5-1
	at Baylor*	W 8-2
Exhibition Games		
M31	SMI Steelers	W 12-1
J2	LaGrange Demons	W 13-1
J7	at SMI Steelers (Seguin)	W 10-9 (10)
NCAA College World Series (Omaha, Neb.)		
J10	vs. USC	W 8-3
J11	vs. Missouri	L 2-3
J12	vs. Penn State	W 6-4 (10)
J13	vs. Arizona	L 8-10
* conference game		

1964		
Collegiate Record: 16-7-1		
Overall Record: 16-7-1		
SWC Record: 10-5-1 (2nd)		
M2	Sam Houston State	W 5-4
M3	Sam Houston State	L 7-8
M6	Oklahoma	L 1-3
M7	Oklahoma	W 10-2
M10	Texas Lutheran	W 3-1
M14	at Baylor*	W 4-2
M17	Rice*	W 11-0
M21	at Texas A&M*	L 2-5
M23	Minnesota	W 5-4
M24	Minnesota	W 8-4
A1	TCU*	W 5-1
A7	St. Mary's (Texas)	W 12-5
A10	at Rice*	W 4-0
A11	at Rice*	W 8-2
A17	Baylor*	W 5-1
A18	Baylor*	L 1-5
A24	SMU*	W 5-2
A25	SMU*	L 2-7
A28	at SMU*	W 7-2
M1	at TCU*	W 3-1
M2	at TCU*	L 6-7
M7	Texas A&M*	tie 5-5 (10)
M8	Texas A&M*	W 3-2 (7)
	Texas A&M*	L 2-5
* conference game		

1965		
Collegiate Record: 18-7		
Overall Record: 20-7		
SWC Record: 11-4 (1st)		
Southwest Conference Champions		
M1	Sam Houston State	W 18-2
M5	Oklahoma	W 16-6
M6	Oklahoma	W 15-3
M9	Texas Lutheran	W 9-1
M13	Texas A&M*	L 4-12
M16	at TCU*	W 5-4
M22	Minnesota	L 1-4
M23	Minnesota	W 6-3
M27	at Rice*	W 3-2
A2	at SMU*	W 5-0
A3	at SMU*	W 11-2
A8	Rice*	W 9-1
A9	Rice*	W 2-1
A13	St. Mary's	W 7-2
A15	Parsons College	W 7-1
A20	SMU*	W 15-1
A23	at Baylor*	L 2-5
A24	at Baylor*	W 5-4
A27	Baylor*	L 1-4
A30	TCU*	W 9-1
M1	TCU*	W 8-7
M7	at Texas A&M*	W 5-1
M8	at Texas A&M*	L 5-6
Exhibition Games		
J1	SMI Steelers	W 6-2
J3	SMI Steelers	W 7-3
NCAA College World Series (Omaha, Neb.)		
J7	vs. Washington State	L 5-12
J8	vs. Florida State	L 2-3 (12)
* conference game		





1966

Collegiate Record: 21-9-2
Overall Record: 24-9-2
SWC Record: 9-6 (11st)

Southwest Conference Champions

Table of 1966 baseball season results, including matchups like F28 Sam Houston State vs Oklahoma and exhibition games like J7 SMI Steelers vs at Randolph AFB.

1967

Collegiate Record: 17-11
Overall Record: 17-11
SWC Record: 10-5 (11st)

Southwest Conference Champions

Table of 1967 baseball season results, including matchups like F28 Sam Houston State vs Oklahoma and exhibition games like M18 Houston vs at Houston.

1968

Collegiate Record: 23-11
Overall Record: 23-11
SWC Record: 12-4 (1st)

Southwest Conference Champions

Table of 1968 baseball season results, including matchups like F23 Oklahoma vs Oklahoma and exhibition games like J11 vs. Oklahoma State.

1969

Collegiate Record: 35-6
Overall Record: 40-6
SWC: 14-2 (1st)

Southwest Conference Champions

FOURTH IN NATION

Table of 1969 baseball season results, including matchups like F27 Sam Houston State vs Oklahoma and exhibition games like J5 at Seguin Sox vs Dallas Truckers.





1970				1971				1972				1973			
Collegiate Record: 39-8 Overall Record: 45-8 SWC Record: 14-1 (1st)				Collegiate Record: 33-11 Overall Record: 35-11 SWC Record: 15-3 (1st)				Collegiate Record: 40-9 Overall Record: 50-9 SWC Record: 12-6 (tied-1st)				Overall Record: 50-7 SWC Record: 15-3 (1st)			
Southwest Conference Champions THIRD IN NATION				Southwest Conference Champions				Southwest Conference Champions TIED FOR THIRD IN NATION				Southwest Conference Champions TIED FOR THIRD IN NATION			
F27	Sam Houston State	W	12-1	F26	Sam Houston State	W	8-0	F25	Sam Houston State	W	4-3	F23	Sam Houston State	L	0-5
	Sam Houston State	W	10-0		Sam Houston State	W	5-4		Sam Houston State	W	3-0		Sam Houston State	L	2-9
F28	Sam Houston State	W	14-0	F27	Sam Houston State	W	5-3	F26	Sam Houston State	W	8-1	F24	Sam Houston State	W	3-0
	Sam Houston State	L	1-3	M2	Sam Houston State	L	1-4		Sam Houston State	W	8-1		Sam Houston State	W	5-2
M3	Texas Lutheran	W	8-1	M2	Texas Lutheran	W	12-2	F29	Sam Houston State	W	8-1	F27	Texas Lutheran	W	6-0
	Texas Lutheran	W	11-4		Texas Lutheran	W	16-1		Texas Lutheran	W	2-0		Texas Lutheran	W	4-1
M6	Houston	W	2-1	M5	at Pan American	L	5-6		Texas Lutheran	W	7-1	M2	Lamar	W	7-2
	Houston	L	2-6		at Pan American	W	4-0	M3	Oklahoma	W	13-6		Lamar	W	9-0
M13	Oklahoma	W	3-2	M6	at Pan American	L	3-4		Oklahoma	L	1-5	M3	Dallas Baptist	W	5-1
	Oklahoma	L	2-3		at Pan American	L	1-3	M4	Oklahoma	W	10-1		Dallas Baptist	W	13-3
M14	Oklahoma	W	5-1	M9	St. Mary's (Texas)	W	12-1		Oklahoma	W	2-1	M6	St. Mary's (Texas)	W	1-0
	Oklahoma	W	6-2		St. Mary's (Texas)	W	9-3	M7	St. Mary's (Texas)	W	7-0		St. Mary's (Texas)	W	10-0
M20	SMU*	W	8-0	M12	at Baylor*	L	0-1		St. Mary's (Texas)	W	7-2	M9	Southwestern Louisiana	W	4-1
	SMU*	W	10-5	M13	at Baylor*	L	3-4	M10	Houston	W	9-2		Southwestern Louisiana	W	12-1
M21	SMU*	W	17-4		at Baylor*	W	17-6		Houston	W	7-0	M10	Southwestern Louisiana	W	4-1
M23	Minnesota	W	4-2	M19	Texas Tech*	W	1-0 (13)	M11	Houston	W	7-2		Southwestern Louisiana	W	9-0
	Minnesota	L	0-4		Texas Tech*	W	9-3		Houston	W	5-1	M16	TCU*	W	4-3 (11)
M24	Minnesota	W	6-0	M20	Texas Tech*	L	4-6	M14	at Texas Lutheran	W	5-1		TCU*	W	9-4
	Minnesota	W	22-5	M22	Minnesota	W	4-3		at Texas Lutheran	W	4-1	M17	TCU*	W	4-0
M26	Phillips	W	6-0		Minnesota	W	5-1	M17	Baylor*	W	4-1	M19	Trinity	W	2-0
	Phillips	W	8-3	M23	Minnesota	W	9-1		Baylor*	W	6-5		Trinity	W	9-3
M30	Lamar Tech	W	12-0		Minnesota	L	3-6	M18	Baylor*	W	19-2	M23	at Baylor*	W	7-2 (8)
	Lamar Tech	W	10-0	M26	at SMU*	W	5-0	M22	Minnesota	W	3-2		at Baylor*	L	2-3
A3	at Texas Tech*	W	4-0		at SMU*	W	10-0		Minnesota	W	14-4	M24	at Baylor*	W	8-4
	at Texas Tech*	W	6-3	M27	at SMU*	W	6-0	M23	Minnesota	W	14-2		at Baylor*	W	3-2
A7	at St. Mary's (Texas)	W	2-1	A1	TCU*	W	13-4		Minnesota	W	8-3	M26	Minnesota	W	13-8
	at St. Mary's (Texas)	L	6-7		TCU*	W	6-0	M25	at St. Mary's (Texas)	W	6-0	M30	at Houston*	W	3-1
A8	at Texas Lutheran	W	2-0	A2	TCU*	W	11-5		at St. Mary's (Texas)	W	11-1		at Houston*	W	11-5
	at Texas Lutheran	W	5-0	A5	Lamar Tech	W	8-0	M31	at Texas Tech*	W	5-1	M31	at Houston*	L	1-2
A17	Baylor*	W	2-0		Lamar Tech	W	12-2		at Texas Tech*	L	4-5	A3	at St. Mary's (Texas)	W	10-1
	Baylor*	W	9-3	A8	at Texas Lutheran	W	3-0	A1	at Texas Tech*	W	12-5		at St. Mary's (Texas)	W	15-3
A18	Baylor*	W	2-1		at Texas Lutheran	W	9-0	A7	at Rice*	L	3-10	A7	Texas Tech*	W	6-2
A24	at TCU*	W	2-0	A16	at Houston	W	7-0		at Rice*	L	0-4		Texas Tech*	W	9-0
	at TCU*	W	14-0		at Houston	L	0-3	A8	at Rice*	L	4-8	A10	at Texas Lutheran	W	7-1
A30	at Rice*	W	2-1	A23	Rice*	W	16-7	A14	SMU*	8-2W			at Texas Lutheran	W	10-1
	at Rice*	W	5-1		Rice*	W	19-7		SMU*	11-0	W	A13	at SMU*	W	21-4
M7	Texas A&M*	L	5-7	A24	Rice*	W	12-4	A15	SMU*	15-3	W	A20	Rice*	W	3-2
	Texas A&M*	W	8-0	A26	Dallas Baptist	W	11-6	A21	at TCU*	1-2L		A21	Rice*	W	13-1
M8	Texas A&M*	W	5-3		Dallas Baptist	W	14-0		at TCU*	8-5W			Rice*	W	10-8
NCAA District 6 Tournament (Austin, Texas)				M3	at Texas A&M*	W	9-6	A22	at TCU*	5-1W		A27	at Texas A&M*	L	0-1
M28	vs. Arkansas State	W	5-0		at Texas A&M*	W	3-0	A28	Texas A&M*	4-2W			at Texas A&M*	W	3-1
M29	vs. Pan American	W	2-1	M4	at Texas A&M*	W	10-9	A29	Texas A&M*	6-7L		A28	at Texas A&M*	W	6-4
M30	vs. Pan American	W	4-3 (11)	M17	Austin Aztecas	W	8-3	A29	Texas A&M*	10-6	W	M5	Southwestern	W	9-3
Exhibition Games					Austin Aztecas	W	1-0	M13	Austin Aztecas	8-2W			Southwestern	W	6-0
J5	at La Grange Demons	W	9-6	NCAA District 6 Playoff (San Antonio, Texas)					Austin Aztecas	7-2W		M7	Southwestern	W	5-1
	at La Grange Demons	W	13-3	M21	vs. Pan American	L	0-1	NCAA District 6 Tournament (San Antonio, Texas)					Southwestern	W	21-6
J6	SA Spurs	W	5-0	M22	vs. Pan American	L	0-4	M18	vs. Trinity	W	4-3 (14)	M11	Sam Houston State	W	4-0
	SA Spurs	W	8-2	* conference game				M19	vs. Pan American	W	1-0		Sam Houston State	W	8-2
J8	at Seguin Sox	W	15-3						vs. Pan American	W	2-1		Sam Houston State	W	12-4
	at Seguin Sox	W	7-1					Exhibition Games				NCAA District 6 Tournament (Arlington, Texas)			
College World Series (Omaha, Neb.)								M29	at LaGrange Demons	W	2-1		Sam Houston State	W	4-0
J12	vs. Delaware	W	12-4						at LaGrange Demons	W	14-3		Sam Houston State	W	8-2
J14	vs. Ohio	W	7-2					M31	Austin Aztecas	W	6-1	M12	Sam Houston State	W	8-2
J15	vs. Florida State	W	5-1						Austin Aztecas	W	3-1		Sam Houston State	W	12-4
J16	vs. USC	L	7-8 (14)					J1	LaGrange Demons	W	8-5	NCAA District 6 Tournament (Arlington, Texas)			
J17	vs. Florida State	L	2-11						LaGrange Demons	W	9-4	M24	vs. Pan American	W	7-1
* conference game								J2	Fort Hood All-Stars	W	3-2		vs. Trinity	W	17-2
									Fort Hood All-Stars	W	5-1	M27	vs. Pan American	W	14-12 (13)
								College World Series (Omaha, Neb.)				College World Series (Omaha, Neb.)			
								J9	vs. Connecticut	L	0-3 (10)	J9	vs. Georgia Southern	W	6-3
								J10	vs. Mississippi	W	9-8		vs. USC	L	1-4
								J12	vs. Oklahoma	W	7-1	J11	vs. Oklahoma	W	10-2
								J14	vs. USC	L	3-4 (10)	J12	vs. Arizona State	L	5-6
								* conference game				* conference game			



**1974**

Overall Record: 54-8

SWC Record: 20-4 (1st)

Southwest Conference Champions

FOURTH IN NATION

F18	St. Mary's (Texas)	W	11-3
	St. Mary's (Texas)	W	11-8
F19	Trinity	W	9-1
	Trinity	W	13-5
F22	Sam Houston State	W	8-1
	Sam Houston State	W	9-1
F23	Sam Houston State	W	1-0
	Sam Houston State	W	15-2
F25	at Trinity	W	7-4
	at Trinity	W	6-1
F26	Texas Lutheran	W	17-2
	Texas Lutheran	W	10-3
M1	Houston*	W	8-7
M2	Houston*	W	6-2
	Houston*	W	20-3
M5	at St. Mary's (Texas)	W	12-0
	at St. Mary's (Texas)	W	1-0
M8	at Rice*	L	4-5
M9	at Rice*	W	3-2
	at Rice*	W	4-1
M12	at Texas Lutheran	W	3-0
	at Texas Lutheran	W	13-1
M15	at Texas Tech*	L	3-5
M16	at Texas Tech*	W	5-0
	at Texas Tech*	W	16-1
M22	SMU*	W	18-3
M23	SMU*	W	6-5
	SMU*	W	22-5
M26	Minnesota	W	7-4
	Minnesota	W	5-3
M29	at Arkansas*	W	19-4
M30	at Arkansas*	W	3-2
	at Arkansas*	L	5-8
A5	Baylor*	W	15-3
A6	Baylor*	W	12-3
	Baylor*	W	6-5
A11	Southwestern Louisiana	W	9-3
	Southwestern Louisiana	W	24-8
A12	Southwestern Louisiana	W	5-1
	Southwestern Louisiana	W	4-3
A15	Lamar	W	5-4
	Lamar	W	8-1
A19	at TCU*	W	5-2
A20	at TCU*	W	10-4
	at TCU*	W	8-2
A26	Texas A&M*	L	5-11
A27	Texas A&M*	W	8-0
	Texas A&M*	W	4-3
M4	Southwestern	W	5-4
	Southwestern	W	10-2
M16	Lubbock Christian	L	1-5
	Lubbock Christian	W	6-0
M17	Lubbock Christian	W	8-2
	Lubbock Christian	W	11-6
	NCAA District 6 Tournament (Arlington, Texas)		
M24	vs. Pan American	W	7-0
M25	vs. Louisiana Tech	L	4-5
	vs. Louisiana Tech	W	8-0
M26	vs. Louisiana Tech	W	12-2
	College World Series (Omaha, Neb.)		
J8	vs. USC	L	2-9
J10	vs. Seton Hall	W	12-2
J11	vs. Oklahoma	W	10-4
J12	vs. USC	L	
3-5			* conference game

1975

Collegiate Record: 56-6

Overall Record: 59-6

SWC Record: 23-1 (1st)

Southwest Conference Champions

NATIONAL CHAMPIONS

F17	St. Mary's (Texas)	W	4-0
	St. Mary's (Texas)	W	11-0
F21	Sam Houston State	W	1-0
	Sam Houston State	W	9-5
F22	Sam Houston State	L	0-3
	Sam Houston State	L	4-7
F25	Texas Lutheran	W	12-3
	Texas Lutheran	W	8-3
F28	at Houston*	W	8-7 (10)
M1	at Houston*	W	9-2
	at Houston*	W	17-4
M3	Lubbock Christian	W	8-3
	Lubbock Christian	W	17-2
M4	Lubbock Christian	W	9-2
	Lubbock Christian	W	12-3
M7	Rice*	W	9-1
M8	Rice*	W	3-0
	Rice*	W	9-1
M14	Texas Tech*	W	7-1
M15	Texas Tech*	W	7-1
	Texas Tech*	W	14-1
M18	Lamar	L	5-7
	Lamar	W	3-0
M21	at SMU*	W	6-0
M22	at SMU*	W	6-4
	at SMU*	W	5-0
M24	Minnesota	L	2-4
	Minnesota	W	9-3
M25	Minnesota	W	6-1
	Minnesota	W	6-5
M28	Arkansas*	W	6-1
M29	Arkansas*	W	5-1
	Arkansas*	W	3-2
A4	at Baylor*	W	18-6
A5	at Baylor*	W	9-0
	at Baylor*	W	17-4
A7	Trinity	W	22-4
	Trinity	W	10-0
A8	Southwestern Louisiana	W	6-2
	Southwestern Louisiana	W	3-0
A18	TCU*	W	6-5
A19	TCU*	W	18-3
	TCU*	W	14-0
A25	at Texas A&M*	W	15-4
A26	at Texas A&M*	W	11-1
	at Texas A&M*	L	8-9
M2	Plano University	W	3-0
	Plano University	W	5-0
M3	Plano University	W	2-1
	Plano University	W	16-0
M15	University of Dallas	W	7-5
	University of Dallas	W	15-1
M16	University of Dallas	W	2-0
	University of Dallas	W	11-0
M19	Round Rock	W	3-0
	NCAA South Central Regional (Arlington, Texas)		
M22	vs. Louisiana Tech	W	6-2
M24	vs. South Alabama	W	7-4
M25	vs. Pan American	W	9-2
	Exhibition Games		
J3	Round Rock	W	5-0
	Round Rock	W	6-0
	College World Series (Omaha, Neb.)		
J6	vs. Oklahoma	W	4-2
J8	vs. Arizona State	L	2-5
J9	vs. Seton Hall	W	12-10
J12	vs. South Carolina	W	17-6
J14	vs. South Carolina	W	5-1
			* conference game

1976

Collegiate Record: 42-16

Overall Record: 48-16

SWC Record: 19-5 (1st)

Southwest Conference Champions

F21	Texas Lutheran	W	10-2
	Texas Lutheran	W	7-2
F24	St. Mary's (Texas)	L	1-5
	St. Mary's (Texas)	L	4-5
F27	Sam Houston State	W	5-2
	Sam Houston State	W	11-10
F28	Sam Houston State	W	11-2
	Sam Houston State	W	4-0
M2	Louisiana Tech	W	4-0
	Louisiana Tech	W	15-5
M5	SMU*	W	12-0
M6	SMU*	W	6-1
	SMU*	W	13-1
M12	at TCU*	W	11-3
M14	at TCU*	W	12-0
	at TCU*	W	6-0
M15	Arizona State	W	4-3
	Arizona State	W	4-2
M16	Arizona State	L	0-6
	Arizona State	L	1-7
M19	Baylor*	W	16-5
M20	Baylor*	W	4-0
	Baylor*	L	4-9
M22	Minnesota	W	8-0
	Minnesota	L	1-4
M23	Minnesota	L	4-5
	Minnesota	L	1-5
M26	at Rice*	W	6-0
M27	at Rice*	W	8-2
	at Rice*	W	8-6
A2	Lubbock Christian	L	5-6
	Lubbock Christian	W	9-5
A9	Texas A&M*	W	3-0
A10	Texas A&M*	L	0-2
	Texas A&M*	W	8-2
A12	USC	W	4-3
A13	USC	W	4-2
	USC	L	0-4
A16	at Houston*	W	4-1
A17	at Houston*	L	1-10
	at Houston*	W	5-4 (10)
A23	Arkansas*	W	10-1
A24	Arkansas*	W	5-2
	Arkansas*	L	3-6
M1	at Texas Tech*	L	3-4
M2	at Texas Tech*	W	14-5
	at Texas Tech*	W	14-3
M7	Lubbock Christian	W	4-0
	Lubbock Christian	W	1-0
M8	Lubbock Christian	W	4-3
	Lubbock Christian	W	5-3
M10	St. Mary's (Texas)	W	9-0
	St. Mary's (Texas)	W	8-1
	Exhibition Games		
M18	Round Rock	W	8-0
	Round Rock	W	7-1
M23	Dr. Pepper	W	7-0
	Dr. Pepper	W	10-0
M24	Round Rock	W	5-0
	Round Rock	W	3-1
	NCAA South Central Regional (Arlington, Texas)		
M28	vs. Lamar	W	3-2
M29	vs. Oklahoma	L	2-3
M30	vs. Miami (Fla.)	W	5-0
M31	vs. Oklahoma	W	6-5 (11)
	vs. Oklahoma	L	1-4
			* conference game

1977

Collegiate Record: 53-9

Overall Record: 53-10

SWC Record: 17-7 (2nd)

F18	Texas Wesleyan	W	3-1
	Texas Wesleyan	W	16-1
F19	Texas Lutheran	W	2-1
	Texas Lutheran	W	9-1
F22	St. Mary's (Texas)	W	7-3
	St. Mary's (Texas)	W	8-7
F25	Texas Tech*	W	9-3
F26	Texas Tech*	W	6-5
	Texas Tech*	W	11-0
F28	Pan American	W	3-0
	Pan American	W	9-3
M1	Pan American	W	4-1
	Pan American	W	13-8
M4	at SMU*	W	5-2
M5	at SMU*	W	3-2
	at SMU*	W	12-2
M11	TCU*	W	14-1
M12	TCU*	W	8-0
	TCU*	W	8-4
M14	Southwestern	W	7-4
	Southwestern	W	7-3
M15	UW Stevens Point	W	7-4
	UW Stevens Point	W	7-1
M16	Central Michigan	W	5-1
	Central Michigan	W	10-0
M18	Eastern Michigan	W	5-1
	Eastern Michigan	W	3-2
M19	Eastern Michigan	W	12-4
	Tulsa	W	6-2
M21	Tulsa	W	6-4
	Minnesota	W	3-2
M22	Minnesota	W	3-2
	Minnesota	W	5-2
M25	Rice*	W	8-2
M27	Rice*	L	3-4 (14)
	Rice*	W	11-2
A1	Lubbock Christian	W	6-5
	Lubbock Christian	W	9-2
A2	Lubbock Christian	W	8-1
	Lubbock Christian	W	5-1
A5	Texas Rangers	L	4-9
A8	at Texas A&M*	W	12-5
A9	at Texas A&M*	L	0-1
	at Texas A&M*	L	5-8
A18	Houston*	L	0-4
	Houston*	W	12-3
A19	Houston*	W	4-0
A22	at Arkansas*	W	5-1 (11)
	at Arkansas*	W	7-1
A24	at Arkansas*	L	0-1
A29	at Baylor*	W	10-4
A30	at Baylor*	L	2-4
M1	at Baylor*	L	2-3 (14)
M4	Sam Houston State	W	11-4
	Sam Houston State	W	9-7
M7	Prairie View A&M	W	5-1
	Prairie View A&M	W	9-2
M8	Prairie View A&M	W	4-0
	Prairie View A&M	W	6-2
	SWC Tournament (Austin, Texas)		
M19	Baylor	L	2-3
M20	Arkansas	W	8-1
M22	Texas A&M	W	9-5
	Baylor	L	0-7
			* conference game



YEAR-BY-YEAR RESULTS



1978

Collegiate Record: 36-16
Overall Record: 36-17
SWC Record: 12-12 (5th)

F16	St. Mary's (Texas)	L	9-10
	St. Mary's (Texas)	W	17-5
F18	Texas Lutheran	W	8-1
	Texas Lutheran	W	13-3
F21	Texas Wesleyan	W	7-0
	Texas Wesleyan	W	6-3
F24	Lubbock Christian	W	10-2
	Lubbock Christian	W	7-3
F25	Lubbock Christian	W	2-1
	Lubbock Christian	W	6-2
F28	Phillips	W	7-3
	Phillips	W	9-3
M4	Arkansas*	L	4-5
	Arkansas*	L	1-2 (12)
M5	Arkansas*	W	18-3
M7	Hardin-Simmons	W	2-0
	Hardin-Simmons	W	3-1
M10	at Houston*	L	1-6
M11	at Houston*	W	14-3
	at Houston*	L	6-7
M14	Central Michigan	W	7-2
	Central Michigan	W	5-4
M17	Texas A&M*	L	4-5
M18	Texas A&M*	L	0-1
	Texas A&M*	W	5-2
M20	Minnesota	W	8-1
	Minnesota	W	5-3
M21	Minnesota	W	11-2
	Minnesota	W	10-1
M23	Eastern Michigan	W	6-5 (8)
	Eastern Michigan	W	7-1
M24	Eastern Michigan	W	6-4
	USC	L	2-8
M25	USC	L	2-3
	USC	W	3-2 (10)
M28	Southwestern	W	13-8
	Southwestern	L	1-2
M31	at Rice*	W	5-1
A1	at Rice*	L	2-6
	at Rice*	L	2-3
A5	Texas Rangers	L	2-7
A7	Baylor*	W	3-0
A8	Baylor*	L	0-4
	Baylor*	W	10-4
A14	at TCU*	W	9-7
A15	at TCU*	W	8-2
	at TCU*	L	2-8
A21	SMU*	W	8-1
A22	SMU*	L	0-3 (8)
	SMU*	W	5-2
A28	at Texas Tech*	W	14-4
A29	at Texas Tech*	W	5-0
	at Texas Tech*	L	7-8

* conference game

1979

Collegiate Record: 55-8
Overall Record: 61-8
SWC Record: 22-2 (1st)

Southwest Conference Champions
FOURTH IN NATION

F15	St. Mary's (Texas)	W	8-1
	St. Mary's (Texas)	W	9-3
F22	Texas Wesleyan	W	2-0
	Texas Wesleyan	W	10-9
F23	Hosei (Japan)	W	3-0
	Hosei (Japan)	W	2-0
F24	Louisiana Tech	W	6-1
	Louisiana Tech	W	11-3
F26	Louisiana Tech	W	5-0
	Louisiana Tech	W	11-3
F27	Texas Lutheran	W	13-4
	Texas Lutheran	W	13-1
M2	at Arkansas*	L	0-2
M3	at Arkansas*	W	3-2 (8)
	at Arkansas*	W	1-0
M6	Hardin-Simmons	W	3-2 (8)
	Hardin-Simmons	W	2-1 (8)
M9	Houston*	W	6-3
M10	Houston*	W	3-1
	Houston*	W	2-0
M12	Lubbock Christian	W	14-5
	Lubbock Christian	W	14-10
M13	Lubbock Christian	W	4-3 (8)
	Lubbock Christian	W	11-1
M14	Southwestern	W	6-2
	Southwestern	W	12-3
M17	Eastern Michigan	W	8-2
	Eastern Michigan	W	8-1
M18	Eastern Michigan	W	13-10
M19	Eastern Michigan	W	8-3
	Minnesota	W	6-5 (12)
M20	Minnesota	L	4-11
	Minnesota	W	9-2
M23	Arizona	L	2-8
	Arizona	L	4-7
M24	Arizona	L	3-7
	Arizona	W	4-0
M30	Rice*	W	12-3
M31	Rice*	W	7-0
	Rice*	W	16-0
A6	at Baylor*	W	6-3
A7	at Baylor*	W	5-0
	at Baylor*	W	9-6
A13	TCU*	W	3-1
A14	TCU*	W	5-1
	TCU*	W	15-5
A20	at SMU*	W	10-2
A21	at SMU*	W	5-3
	at SMU*	W	13-7
A27	Texas Tech*	W	4-1
A28	Texas Tech*	W	3-1
	Texas Tech*	W	5-1
M5	at Texas A&M*	L	0-1
M6	at Texas A&M*	W	3-2 (10)
	at Texas A&M*	W	3-0

SWC Tournament (Austin, Texas)

M12	Texas A&M	W	6-4
M13	Arkansas	W	6-2
M14	Arkansas	W	12-6

Exhibition Games

M18	Southwest Bank	W	9-0
	Southwest Bank	W	13-2
M22	Southwest Bank	W	10-2
	Southwest Bank	W	7-6

NCAA Central Regional (Austin, Texas)

M25	Pan American	W	4-2
M26	Lamar	W	6-4
M28	BYU	W	6-2

NCAA College World Series (Omaha, Neb.)

J2	vs. Connecticut	W	11-5
J3	vs. Mississippi State	W	8-2
J5	vs. Arkansas	L	4-9
J6	vs. Pepperdine	L	4-6

* conference game

1980

Overall Record: 53-13
SWC Record: 18-6 (1st)

Southwest Conference Champions

F18	Texas Wesleyan	W	7-0
	Texas Wesleyan	W	11-10
F22	Texas Lutheran	W	5-4
	Texas Lutheran	W	8-6
F23	Louisiana Tech	W	5-2
	Louisiana Tech	W	12-3
F26	St. Mary's (Texas)	W	11-2
	St. Mary's (Texas)	W	10-3
F29	at Rice*	W	5-0
M2	at Rice*	W	5-0
	at Rice*	W	4-2
M4	Southwestern	L	4-5
	Southwestern	W	5-4
M7	Baylor*	W	4-3
M8	Baylor*	W	4-1
	Baylor*	W	20-4
M10	Lubbock Christian	W	5-3
	Lubbock Christian	W	6-5
M11	Lubbock Christian	W	4-1
	Lubbock Christian	L	3-4
M13	Hardin-Simmons	W	7-2
	Hardin-Simmons	W	10-3
M14	Arkansas State	W	5-1
	Arkansas State	W	13-2
M15	Arkansas State	W	17-2
	Arkansas State	W	12-0
M21	SMU*	W	9-2
M22	SMU*	W	11-0
	SMU*	W	1-0
M24	Minnesota	L	3-6
	Minnesota	W	11-1
M25	Minnesota	W	7-4
	Minnesota	W	11-4
M28	at Texas Tech*	W	14-1
M30	at Texas Tech*	L	2-3
	at Texas Tech*	W	9-4
M31	USC	W	4-3
	USC	W	2-1
A1	USC	W	11-3
	USC	W	11-6
A4	Arkansas*	L	1-2
A5	Arkansas*	W	15-3
	Arkansas*	L	6-8
A11	at Houston*	W	5-2
A12	at Houston*	W	8-0
	at Houston*	W	8-6
A18	Texas A&M*	W	5-1
A19	Texas A&M*	W	4-1
	Texas A&M*	L	4-5 (12)
A25	Lamar	L	6-8
	Lamar	W	6-1
A26	Lamar	W	11-5
	Lamar	W	8-4
M2	at TCU*	W	8-6
M3	at TCU*	L	2-4
	at TCU*	L	0-2
M10	Texas Wesleyan	W	10-9
	Texas Wesleyan	W	11-3

SWC Tournament (College Station, Texas)

M17	vs. Texas Tech	W	9-2
M18	vs. Arkansas	W	6-4
M19	vs. Arkansas	L	7-8
M20	vs. Arkansas	W	9-4

NCAA Central Regional (Austin, Texas)

M23	Louisiana Tech	L	3-4
M24	UTPA	W	7-4
M25	Louisiana Tech	W	7-6
	Hawaii	L	3-7

* conference game

1981

Collegiate Record: 61-11-1
Overall Record: 62-11-1
SWC Record: 16-5 (1st)

Southwest Conference Champions
THIRD IN NATION

F21	Texas Lutheran	W	10-0
	Texas Lutheran	W	10-1
F25	St. Mary's (Texas)	W	5-1
	St. Mary's (Texas)	W	1-0
F27	Lubbock Christian	W	6-3
	Lubbock Christian	L	3-6
F28	Lubbock Christian	W	11-5
	Lubbock Christian	W	13-3
M4	Oral Roberts	W	11-1
	Oral Roberts	tie	10-10
M5	Hardin-Simmons	W	9-0
	Hardin-Simmons	W	17-2
M6	Texas Wesleyan	W	6-5
	Texas Wesleyan	W	14-8
M8	Lamar	W	5-2
	Lamar	L	4-8
M9	Lamar	W	4-0
	Lamar	W	5-1
M13	Texas Tech*	W	17-3
M14	Texas Tech*	W	5-1
	Texas Tech*	W	7-6
M16	Emporia State	W	3-1
	Emporia State	W	10-4
M17	Emporia State	W	1-0
	Emporia State	W	17-6
M18	Midwestern	W	7-4
	Midwestern	W	17-5
M19	Southwestern	W	11-2
	Southwestern	W	11-3
M20	UT Arlington	W	9-1
	UT Arlington	L	1-6
M21	UT Arlington	W	8-7
	UT Arlington	W	14-5
M23	Minnesota	W	6-5
	Minnesota	W	10-6
M24	Minnesota	W	8-3
	Minnesota	W	6-1
M27	Houston*	W	8-7
M28	Houston*	W	7-6 (8)
	Houston*	W	4-3
A3	at Arkansas*	L	0-7
A4	at Arkansas*	W	5-4
	at Arkansas*	W	8-6
A7	San Antonio Dodgers	W	6-3
A10	TCU*	W	8-0
A11	TCU*	W	7-3
	TCU*	W	15-2
A17	at Baylor*	W	6-4
A18	at Baylor*	L	4-6
A19	at Baylor*	W	13-6
	Texas Wesleyan	W	4-1
	Texas Wesleyan	W	21-8
A24	Rice*	W	8-1
A25	Rice*	W	4-1
	Rice*	L	3-7
M1	at Texas A&M*	W	4-1
M2	at Texas A&M*	L	2-4
	at Texas A&M*	L	5-13
M9	Lubbock Christian	W	4-1
	Lubbock Christian	W	10-6
M10	Lubbock Christian	W	9-2
	Lubbock Christian	W	10-4

SWC Tournament (Austin, Texas)

M15	Rice	W	7-6 (20)
M16	Houston	W	9-3
M17	Arkansas	W	11-1

NCAA Central Regional (Austin, Texas)

M22	BYU	W	11-4
M23	Lamar	W	3-2
M26	Stanford	L	8-9
	Stanford	W	10-2

College World Series (Omaha, Neb.)

M30	vs. Arizona State	L	2-11
J1	vs. Michigan	W	6-5
J4	vs. Miami (Fla.)	W	5-4
J6	vs. Oklahoma State	W	15-8 (13)
J7	vs. Arizona State	L	3-12

* conference game





1982

Collegiate Record: 59-6
Overall Record: 59-7
SWC Record: 12-4 (1st)

Southwest Conference Champions
TIED FOR THIRD IN NATION

Table of 1982 baseball season results, including matchups like F19 vs. Midwestern, M1 vs. Wichita State, and M29 vs. Mississippi State.

* conference game

1983

Overall Record: 66-14
SWC Record: 18-3 (1st)
Southwest Conference Champions

NATIONAL CHAMPIONS

Table of 1983 baseball season results, including matchups like F18 vs. Midwestern (DH), M1 vs. Oral Roberts, and M29 vs. Mississippi State.

NCAA Central Regional (Austin, Texas)

Table of 1983 results for the College World Series (Omaha, Neb.), including matchups like J3 vs. James Madison and J11 vs. Alabama.

* conference game

1984

Overall Record: 60-14
SWC Record: 16-5 (1st)
Southwest Conference Champions

NATIONAL RUNNER-UP

Table of 1984 baseball season results, including matchups like F17 vs. Texas Lutheran, M1 vs. Oral Roberts, and M29 vs. Mississippi State.

* conference game





1989

Overall Record: 54-18
SWC Record: 14-7 (3rd)
NATIONAL RUNNER-UP

Table of baseball game results for 1989, listing opponent, result (W/L), and score.

* conference game

1990

Overall Record: 51-17
SWC Record: 15-5 (2nd)

Table of baseball game results for 1990, listing opponent, result (W/L), and score.

* conference game

1991

Collegiate Record: 48-18
Overall Record: 48-19
SWC Record: 14-7 (1st)

Southwest Conference Champions

Table of baseball game results for 1991, listing opponent, result (W/L), and score.

* conference game

1992

Overall Record: 48-17
SWC: 28-8 (1st)

Southwest Conference Champions
TIED FOR THIRD IN NATION

Table of baseball game results for 1992, listing opponent, result (W/L), and score.

* conference game





1993			1994			1995			1996									
Overall Record: 51-16			Overall Record: 43-21			Overall Record: 44-19			Overall Record: 39-24									
SWC Record: 11-7 (t2nd)			SWC Record: 9-9 (4th)			SWC Record: 14-10 (4th)			SWC Record: 17-7 (1st)									
Southwest Conference Champions									Southwest Conference Champions									
F2	Mary Hardin-Baylor	W	7-2	F1	Stephen F. Austin	W	8-1	J1	Stephen F. Austin	W	15-1	F3	Cal State Northridge	L	3-8			
F5	Miami (Fla.)	W	17-6	F4	California	W	13-4	F3	Louisiana Tech	W	11-1	F4	Cal State Northridge	L	6-8			
F6	Miami (Fla.)	W	7-6	F5	California	W	22-9	F4	Louisiana Tech	W	17-9	F5	Cal State Northridge	W	12-4			
F7	Miami (Fla.)	W	12-11	F6	California	W	3-1	F5	Louisiana Tech	W	5-1	F6	Texas Lutheran	L	5-12			
F9	St. Mary's (Texas)	W	8-5	F8	St. Mary's (Texas)	W	29-6	F7	Lamar	W	8-7 (10)	F7	Southwest Texas State	W	21-7			
F12	Cal State Fullerton	W	13-11	F11	Cal State Fullerton	L	0-5	F8	St. Mary's (Texas)	W	17-7	F9	Pepperdine	L	2-7			
F13	Cal State Fullerton	L	5-7	F12	Cal State Fullerton	L	6-11	F10	Southwestern Louisiana	W	13-2	F10	Pepperdine	W	4-2			
F14	Cal State Fullerton	W	5-1	F13	Cal State Fullerton	L	14-18	F11	Southwestern Louisiana	W	10-4	F11	Pepperdine	L	5-11			
F16	Schreiner College	W	17-6	F16	Southwest Texas State	L	3-4	F14	Texas Lutheran	W	6-1	F13	St. Mary's (Texas)	W	16-7			
F19	Southwestern Louisiana	W	10-3	F18	Pepperdine	W	8-5	F17	Grand Canyon	W	10-3	F14	Lubbock Christian	W	22-4			
F20	Southwestern Louisiana	W	10-7	F19	Pepperdine	W	9-6	F18	Grand Canyon	W	5-3	F16	Kansas	L	6-7			
F21	Southwestern Louisiana	W	13-7	F20	Pepperdine	W	11-4	F19	Grand Canyon	W	8-6	F17	Kansas	L	6-8			
F23	Texas Lutheran	W	9-5	F22	Texas Lutheran	W	6-3	F21	Tarleton State	W	15-3	F18	Kansas	W	9-2			
F26	UT Arlington	W	7-4	F25	UT Arlington	W	5-1	F24	vs. Notre Dame \$	W	10-6	F20	Southwest Texas St.	W	18-4			
F27	UT Arlington	W	8-6	F26	UT Arlington	L	8-9	F25	vs. Pepperdine \$	L	7-14	F23	UT Arlington	W	9-2			
M2	Howard Payne	11-1	W	F27	UT Arlington	W	5-2	F26	at Cal State Fullerton \$	L	6-14	F24	UT Arlington	L	19-25			
M5	Creighton	W	7-6	M4	Oklahoma	L	4-5	F28	Lubbock Christian	W	15-4	F25	UT Arlington	W	18-6			
M6	Creighton	W	11-0	M5	Oklahoma	W	6-4	M3	Cal State Fullerton	W	2-1	F27	Tarleton State	W	16-1			
M7	Creighton	W	5-4	M8	Indiana State	W	9-1	M4	Cal State Fullerton	L	3-17	M1	Cal State Fullerton	L	0-1			
M9	Oklahoma	W	10-5	M9	Indiana State	W	8-7	M5	Cal State Fullerton	L	4-6	M2	Cal State Fullerton	L	3-13			
M10	Oklahoma	L	8-11	11	LSU	L	6-9	M7	Creighton	W	12-3	M3	Cal State Fullerton	L	7-19			
M13	Lamar	W	2-0	M12	LSU	W	9-7	M8	Creighton	W	8-6	M6	UT San Antonio	W	14-3			
M14	Lamar	W	12-4	M13	LSU	W	7-1	M10	VCU	W	10-3	M8	Maine	W	6-1			
M15	Lubbock Christian	W	11-3	M14	Creighton	W	11-6	M11	Oklahoma	W	4-2	M9	Oklahoma	W	11-2			
M16	Lubbock Christian	L	7-9	M18	Texas A&M*	W	2-1	M12	Oklahoma	W	3-1	M10	Oklahoma	W	10-7			
M20	Houston*	L	1-4	M19	at Texas A&M*	W	8-7	M13	VCU	W	12-2		Maine	W	8-3			
M21	Houston*	W	8-7	M20	at Texas A&M*	W	20-7	M14	VCU	W	6-4	M11	Maine	W	7-1			
M22	Emporia State	W	15-1	M22	Lubbock Christian	L	6-11	M16	vs. Texas Tech* %	L	3-4	M14	vs. Texas Tech* \$	W	9-5			
M23	Emporia State	W	12-2	M25	at Houston*	W	13-7	M17	vs. Baylor* %	L	0-1	M15	vs. Baylor* \$	L	9-12			
M24	Southwest Texas State	W	11-4	M26	at Houston*	L	2-7	M18	vs. Texas A&M* %	L	5-9	M16	vs. Texas A&M* \$	L	4-8			
M26	Dallas Baptist	W	8-7	M27	at Houston*	W	17-8	M19	vs. Houston* %	W	5-4	M17	vs. Houston* \$	W	22-7			
M27	Dallas Baptist	W	8-4	M27	at Lamar	L	3-15	M21	Southwest Texas State	W	12-2	M22	Oral Roberts	W	10-4			
M30	UT San Antonio	W	8-5	M29	UT San Antonio	W	9-6	M24	Houston*	W	6-5	M23	Oral Roberts	W	7-0			
A2	TCU*	W	3-2	A1	Rice*	L	9-12	M25	Houston*	W	5-2	M29	Rice*	W	9-6			
A3	TCU*	W	6-3	Ap2	Rice*	L	6-8	M28	Houston*	W	13-6	M30	Rice*	W	11-4			
A6	at Oklahoma	L	4-9	A5	Rice*	W	8-4	M31	Houston*	W	25-1	A6	Rice*	W	7-6			
A9	Baylor*	W	2-1	A8	at Rice*	L	4-0	A1	at Rice*	L	8-10	M31	Rice*	W	12-0			
A10	at Baylor*	L	4-7	A9	at TCU*	L	2-4	A1	at Rice*	W	8-4	A6	at Houston*	W	6-1			
A16	at Rice*	W	10-0	A15	at TCU*	L	2-6	A2	at Rice*	L	4-5	A7	at Houston*	W	10-5			
A17	at Rice*	W	4-3	A16	at TCU*	L	6-8	A5	UT San Antonio	W	14-4	A7	at Houston*	W	11-3			
A18	at Rice*	W	13-9	A9	at TCU*	L	3-4	A7	TCU*	W	13-0	A12	Texas Tech*	W	7-4			
A19	Grand Canyon	W	16-1	A15	at Baylor*	L	2-6	A8	TCU*	W	13-2	A13	Texas Tech*	W	3-2			
A20	Grand Canyon	W	4-2	A16	Baylor*	W	3-1	TCU*	W	6-2	A15	Dallas Baptist	L	1-5				
A23	at Texas Tech*	W	4-2	Baylor*	W	10-4	A9	TCU*	W	8-4	A16	Houston Baptist	W	5-0				
A24	at Texas Tech*	L	6-13	A19	Houston Baptist	W	6-5	A14	at Texas Tech*	L	17-26	A19	at Baylor*	L	7-8			
A25	at Texas Tech*	L	4-5	A22	Grand Canyon	W	10-1	A15	at Texas Tech*	W	10-7	A20	Baylor*	L	5-7			
A30	at Texas A&M*	L	2-6	A23	Grand Canyon	W	6-0	at Texas Tech*	L	10-11	Baylor*	W	5-2					
M1	Texas A&M*	L	1-9	A24	Grand Canyon	W	8-7	A21	Baylor*	W	7-1	A26	Texas A&M*	W	17-4			
M2	Texas A&M*	W	3-1	A25	Dallas Baptist	L	5-10	A23	at Baylor*	W	2-1	A27	at Texas A&M*	W	11-7			
SWC Tournament (Austin, Texas)			SWC Tournament (Austin, Texas)			SWC Tournament (College Station, Texas)			SWC Tournament (Lubbock, Texas)									
M13	vs. Texas A&M	W	21-7	M12	TCU	W	3-0	M18	vs. Texas Tech	L	3-9	M16	vs. TCU	W	7-5			
M14	vs. Baylor	L	4-9	M14	Texas Tech	W	2-1	M19	vs. Rice	W	6-0	M17	vs. Rice	L	6-9			
M15	vs. Texas A&M	W	11-10	M15	Texas Tech	W	4-3	M20	vs. Texas A&M	L	6-11	M18	vs. Texas Tech	W	8-7			
vs. Baylor	L	6-10	NCAA Central II Regional (Austin, Texas)			NCAA Midwest II Regional (Oklahoma City, Okla.)			vs. Rice			L	8-16					
NCAA Central II Regional (Austin, Texas)			M27			Stanford	W	8-4				NCAA Central Regional (Austin, Texas)						
M28	vs. McNeese State	W	7-4	M28	Nevada	W	16-6	M25	vs. Ohio State	W	10-5	M23			vs. UCLA	L	2-5	
M29	vs. Kentucky	W	8-3	M29	Oklahoma	L	4-15	M27	vs. Oklahoma	L	9-13	M24			vs. Sam Houston St.	W	4-2	
M30	vs. USC	W	11-3	M30	Arkansas State	W	9-4	vs. Indiana State			W	3-2	M25			vs. Miami (Fla.)	L	7-9
M31	vs. USC	W	3-2	M30			Oklahoma	L	3-6	M28			vs. Auburn	L	2-4	* conference game		
College World Series (Omaha, Neb.)			* conference game			* conference game			\$ Cal State Fullerton Tournament (Fullerton, Calif.)			\$ SWC First Pitch Tournament (Houston, Texas)						
J5	vs. Oklahoma State	W	6-5															
J7	vs. Wichita State	L	6-7															
J8	vs. Oklahoma State	L	6-7															
* conference game																		





1997			1998			1999			2000			
Overall Record: 29-22			Overall Record: 23-32-1			Overall Record: 36-26			Overall Record: 46-21			
Big 12 Record: 12-15 (7th)			Big 12 Record: 11-18 (8th)			Big 12 Record: 17-13 (6th)			Big 12 Record: 19-10 (4th)			
F2	UT Arlington	L 4-9	F3	UT San Antonio	L 0-3	F2	UT Arlington	W 5-2	F1	UT Arlington	L 1-3	
	UT Arlington	W 11-7	F7	at USC	L 3-5	F3	UT Arlington	W 9-3	F2	UT Arlington	W 7-0	
F3	UT Arlington	W 8-4		at USC	W 6-5	F5	USC	W 5-3	F4	Houston	W 2-1 (11)	
F5	Texas Lutheran	L 7-8	F8	at USC	W 15-7	F6	USC	W 9-8	F5	Houston	L 2-8	
F7	Oral Roberts	W 7-5	F11	Sam Houston State	W 9-3	F7	USC	W 8-7	F6	Houston	W 7-1	
F8	Oral Roberts	W 6-1	F13	Stanford	L 2-6 (11)	F9	UT San Antonio	L 10-11	F8	Dallas Baptist	W 6-0	
F9	Oral Roberts	W 20-8	F15	Stanford	L 1-9	F12	at LSU	L 5-7	F11	Sam Houston State	W 10-0	
F11	Tarleton State	W 11-8		Stanford	tie 7-7	F13	at LSU	W 16-4	F12	Sam Houston State	W 7-3	
F13	St. Mary's (Texas)	L 4-8	F17	Southwest Texas State	W 17-1	F14	at LSU	W 10-4	F13	Sam Houston State	W 13-4	
F14	Sam Houston State	W 10-0	F20	LSU	W 5-1	F16	Houston	L 9-12	F15	UT San Antonio	W 5-4	
F15	Sam Houston State	L 4-7	F21	LSU	L 9-12	F19	Missouri*	W 9-6	F18	at Stanford	L 2-8	
F16	Sam Houston State	W 7-6	F22	LSU	W 7-5	F20	Missouri*	W 14-2	F19	at Stanford	W 3-2	
F18	Houston	W 14-13	F24	Oral Roberts	W 6-4	F21	Missouri*	W 14-2	F23	Southwest Texas State	W 4-3	
F21	TCU	W 3-1	F27	at Miami (Fla.)	L 4-5	F23	Southwest Texas State	W 11-10	F25	Iowa State*	W 7-1	
F22	TCU	W 7-4	F28	at Miami (Fla.)	L 5-9	F26	at Miami (Fla.)	L 1-7	F26	Iowa State*	W 13-5	
F23	TCU	W 5-0	M1	at Miami (Fla.)	W 8-7	F27	at Miami (Fla.)	L 4-6	F27	Iowa State*	W 4-0	
F28	Miami (Fla.)	W 4-3	M3	TCU	L 2-11	F28	at Miami (Fla.)	L 11-14	F29	at Houston	W 8-7	
M1	Miami (Fla.)	W 22-3	M6	at Texas Tech*	L 3-6	M3	Oral Roberts	W 11-7	M4	at Missouri*	W 6-4	
M2	Miami (Fla.)	W 13-12	M7	at Texas Tech*	L 6-17	M5	at Kansas*	W 11-6		at Missouri*	W 9-6	
M4	UT San Antonio	W 17-3	M10	Southern Illinois	W 21-6	M6	at Kansas*	W 15-4	M5	at Missouri*	L 3-5	
M7	Texas Tech*	W 7-6	M13	at Baylor*	L 5-6	M7	at Kansas*	W 6-1	M7	TCU	W 17-15	
M8	Texas Tech*	L 4-5	M14	Baylor*	L 5-12	M9	UT Pan American	W 23-6	M10	Kansas*	L 7-8	
M9	Texas Tech*	L 6-10	M15	Baylor*	L 4-20	M13	Kansas State*	W 8-1	M11	Kansas*	W 6-3	
M14	Baylor*	L 5-7	M18	at Houston	L 4-5		Kansas State*	L 4-8	M12	Kansas*	W 5-3	
M15	at Baylor*	W 6-5	M20	at Kansas State*	L 10-11	M14	Kansas State*	W 12-2	M14	Oral Roberts	W 4-2	
M16	at Baylor*	L 4-7	M21	at Kansas State*	W 10-6	M16	TCU	W 15-14	M17	at Kansas State*	W 14-2	
M21	Kansas State*	W 11-6	M22	at Kansas State*	L 3-5	M20	Stanford	W 9-8	M19	at Kansas State*	W 15-3	
M22	Kansas State*	L 4-5	M24	Southwest Texas State	W 7-5	M21	Stanford	L 8-11	M21	UT Pan American	W 12-4	
M23	Kansas State*	L 11-14	M28	Rice	L 1-10	M22	Stanford	W 4-3	M24	Oklahoma State*	W 8-4	
M25	Southwest Texas St.	L 5-6	M29	Rice	W 14-13	M24	Houston	W 5-1	M25	Oklahoma State*	W 6-1	
M28	Oklahoma*	L 2-6	M31	at Houston	W 3-2	M26	at Nebraska*	L 4-11	M26	Oklahoma State*	W 16-14	
M29	Oklahoma*	L 4-9	A3	Oklahoma State*	L 2-4 (10)	M27	at Nebraska*	L 8-9	M28	Southwest Texas St.	W 8-1	
M30	Oklahoma*	W 4-3	A4	Oklahoma State*	W 10-9 (10)	M28	at Nebraska*	L 8-12	M31	at Oklahoma*	W 6-5 (11)	
A1	Dallas Baptist	L 6-7	A5	Oklahoma State*	W 6-2	M30	McNeese State	L 5-7	A2	at Oklahoma*	W 18-5	
A5	at Oklahoma State*	W 12-6	A7	at Rice	L 4-10	A2	Oklahoma*	W 12-2		at Oklahoma*	L 7-11	
	at Oklahoma State*	L 2-10	A8	UT Arlington	L 11-12	A3	Oklahoma*	W 6-1	A4	McNeese State	W 4-2	
A6	at Oklahoma State*	L 14-15	A11	Iowa State*	L 8-16	A4	Oklahoma*	W 4-1	A7	California	W 9-6	
A8	at TCU	W 7-6		Iowa State*	L 7-11	A6	at Houston	L 6-12	A8	California	W 6-0	
A15	Southwest Texas St.	L 5-11	A12	Iowa State*	W 11-4	A9	Baylor*	L 3-10	A9	California	L 2-10	
A18	at Texas A&M*	L 3-6	A14	at UT San Antonio	W 1-4	A10	at Baylor*	W 4-2	A14	at Texas Tech*	W 3-1	
A19	Texas A&M*	W 6-2	A17	Texas A&M*	W 12-5	A11	at Baylor*	L 5-8	A15	at Texas Tech*	L 9-11	
A20	Texas A&M*	W 9-4	A18	at Texas A&M*	L 1-5	A14	UT Pan American	W 8-7	A16	at Texas Tech*	L 4-6	
A22	at Kansas*	W 7-6	A19	at Texas A&M*	L 4-11	A16	Texas Tech*	W 5-4	A21	at Baylor*	L 5-6	
	at Kansas*	W 16-3	A21	Kansas*	W 7-1	A17	Texas Tech*	L 2-7	A22	Baylor*	W 7-4	
A23	at Kansas*	L 4-10		Kansas*	W 5-2 (10)	A18	Texas Tech*	L 12-13	A23	Baylor*	L 8-11	
A25	Missouri*	L 4-10	A22	Kansas*	W 5-4 (10)	A20	at TCU	W 3-0	A25	at UT San Antonio	W 8-4	
A26	Missouri*	W 6-5	A24	at Missouri*	L 5-13	A24	at Iowa State*	W 12-1	A28	Texas A&M*	W 3-1	
A27	Missouri*	L 7-13	A25	at Missouri*	W 12-10	A25	at Iowa State*	W 7-2	A29	at Texas A&M*	W 7-2	
M2	at Nebraska*	W 4-3	A26	at Missouri*	L 3-7		at Iowa State*	W 4-1	A30	at Texas A&M*	L 2-4	
M3	at Nebraska*	W 4-3	A28	at TCU	L 7-8	A27	at UT San Antonio	W 11-3	M2	Southwest Texas State	L 0-5	
M4	at Nebraska*	L 15-25	M1	Nebraska*	W 7-4	A30	at Texas A&M*	W 18-6	M6	Nebraska*	L 0-4	
			M2	Nebraska*	L 4-9	M1	Texas A&M*	L 6-10	M7	Nebraska*	W 8-6	
			M3	Nebraska*	W 8-0	M2	Texas A&M*	L 1-10	M8	Nebraska*	L 0-2	
			M8	at Oklahoma*	L 4-9	M7	at Oklahoma State*	L 6-9	M13	Sam Houston State	W 3-0	
			M9	at Oklahoma*	L 6-14	M8	at Oklahoma State*	L 5-8	M14	Sam Houston State	L 1-3	
			M10	at Oklahoma	L 2-10	M9	at Oklahoma State*	L 1-13		Big 12 Tournament (Oklahoma City, Okla.)		
									M17	vs. Texas Tech	W 8-4	
										vs. Baylor	L 2-3	
										vs. Texas Tech	L 3-4	
										NCAA Regional (Tempe, Ariz.)		
										M26	vs. Creighton	W 5-4
										M27	vs. Arizona State	L 1-3
											vs. Miami (Ohio)	W 11-1
										M28	vs. Arizona State	W 6-4
											vs. Arizona State	W 9-7
											NCAA Super Regional (Austin, Texas)	
										J2	vs. Penn State	W 7-3
										J3	vs. Penn State	W 10-0
											College World Series (Omaha, Neb.)	
										J10	vs. LSU	L 5-13
										J12	vs. Florida State	L 2-6

* Big 12 Conference game

* Big 12 Conference game

Big 12 Tournament (Oklahoma City, Okla.)

NCAA Regional (Houston, Texas)

* Big 12 Conference game

* Big 12 Conference game

YEAR-BY-YEAR RESULTS



2001

Overall Record: 36-26
Big 12 Record: 19-11 (3rd)

J30	UT Arlington	L	4-7
F2	vs. Rice^	L	3-4
F3	vs. Houston^	L	2-3
F4	vs. TCU^	L	1-2
F6	UT San Antonio	W	4-0
F9	Sam Houston State	W	4-3
F10	Sam Houston State	W	5-4 (15)
F11	Sam Houston State	W	8-3
F13	Texas A&M-CC	W	10-7
F16	Stanford	L	6-9
F17	Stanford	L	0-5
F18	Stanford	W	2-1
F20	Southwest Texas St.	L	7-8
F23	Kansas State*	W	6-1
F24	Kansas State*	W	3-0
F25	Kansas State*	W	13-3 (7)
F27	McNeese State	L	4-11
M2	UW Milwaukee	W	8-1
M4	UW Milwaukee	W	10-4
M5	UW Milwaukee	W	9-3
M6	TCU	L	2-7
M9	Texas Tech*	W	9-8 (10)
M10	Texas Tech*	L	5-6 (10)
M11	Texas Tech*	L	3-4
M13	Rice	W	7-4
M16	at Oklahoma State*	W	2-1 (10)
M17	at Oklahoma State*	L	2-3
M18	at Oklahoma State*	W	6-3
M20	UT Pan American	W	12-6
M23	Oklahoma*	W	11-4
M24	Oklahoma*	W	8-1
M25	Oklahoma*	W	5-2
M28	Texas A&M-CC	W	11-5
M30	at Kansas*	W	10-5
M31	at Kansas*	W	6-2
A1	at Kansas*	W	6-3
A3	at UT San Antonio	W	10-0
A7	at Nebraska*	L	8-10 (10)
	at Nebraska*	L	4-5
A8	at Nebraska*	W	2-1
A10	Southwest Texas St.	L	4-13
A13	Missouri*	W	9-2
A14	Missouri*	L	6-10
A15	Missouri*	W	13-0 (7)
A17	at TCU	W	10-2
A20	Baylor*	W	5-1
A21	at Baylor*	L	2-12 (8)
A22	at Baylor*	L	6-16 (8)
A24	at Rice	L	3-4
A27	at Iowa State*	L	2-3
A28	at Iowa State*	L	0-2
A29	at Iowa State*	W	6-2
M1	UT Pan American	W	11-5
M4	at Texas A&M*	L	3-4 (11)
M5	Texas A&M*	W	8-1
M6	Texas A&M*	W	4-3

Big 12 Tournament (Oklahoma City, Okla.)			
M16	vs. Texas A&M	L	8-9
M17	vs. Oklahoma	L	7-9
NCAA Regional (Stanford, Calif.)			
M25	vs. Long Beach State	W	11-2
M26	at Stanford	W	4-3
M27	at Stanford	L	9-10 (10)
	at Stanford	L	3-4

^ - Houston College Classic
(Minute Maid Park, Houston, Texas)
* Big 12 Conference game

2002

Overall Record: 57-15
Big 12 Record 19-8 (1st)
Big 12 Conference Champions

NATIONAL CHAMPIONS

F6	Concordia	W	7-1
F6	Concordia	W	7-1
F8	vs. TCU^	L	1-8
F9	vs. Houston^	W	7-6
F10	vs. UL Lafayette^	L	3-4
F12	Texas A&M-Corpus Christi	W	14-2
F15	Sam Houston State	W	3-2
F16	Sam Houston State	W	23-0
F17	Sam Houston State	W	13-1
F19	UT San Antonio	W	20-3
F20	Northwestern State	W	3-2
F22	Loyola Marymount	W	10-1
F23	Loyola Marymount	W	17-3
F24	Loyola Marymount	W	8-2
F26	Texas A&M-Corpus Christi	W	12-2
M1	at Baylor*	L	4-5
M2	Baylor*	W	4-3
M3	Baylor*	L	4-11
M5	Winthrop	W	2-1 (10)
M8	at Texas Tech*	L	5-10
M9	at Texas Tech*	W	6-3
M10	at Texas Tech*	L	0-9
M12	vs. TCU	W	5-1
M15	at Missouri*	W	15-0
M16	at Missouri*	W	6-3
M17	at Missouri*	W	7-2
M19	McNeese State	W	14-0
M22	UT Pan American	W	10-0
M23	UT Pan American	W	9-0
M24	UT Pan American	W	20-0
M28	at Stanford	L	6-7 (10)
M29	at Stanford	W	2-0 (10)
M30	at Stanford	L	2-7
A2	UT San Antonio	W	11-1
A5	Kansas*	L	3-5
A6	Kansas*	W	8-3
	Kansas*	W	5-4 (11)
A9	Rice	W	3-2 (10)
A12	at Oklahoma*	L	5-6
A14	at Oklahoma*	W	8-2
	at Oklahoma*	W	8-1
A19	at Kansas State*	W	6-0
A21	at Kansas State*	W	8-4
	at Kansas State*	W	8-2
A23	Southwest Texas State	L	0-2
A26	Oklahoma State*	W	3-2
A27	Oklahoma State*	W	2-1
A28	Oklahoma State*	W	7-4
A30	vs. TCU	W	14-8
M3	Nebraska*	L	3-8
M4	Nebraska*	W	3-2
M5	Nebraska*	L	5-7
M14	at Rice	W	4-2
M17	Texas A&M*	W	5-1
M18	at Texas A&M*	W	7-3
M19	at Texas A&M*	W	7-4

Big 12 Tournament (Arlington, Texas)			
M22	vs. Texas A&M	L	4-8
M23	vs. Oklahoma State	W	8-6
M24	vs. Texas A&M	W	9-4
M25	vs. Oklahoma	W	2-1
	vs. Oklahoma	W	8-5
M26	vs. Nebraska	W	9-6 (10)
NCAA Regional (Austin, Texas)			
M31	vs. Central Conn. State	W	7-2
J1	vs. Baylor	W	10-8
J2	vs. Baylor	W	2-0
NCAA Super Regional (Austin, Texas)			
J7	vs. Houston	L	0-2
J8	vs. Houston	W	17-2
J9	vs. Houston	W	5-2

NCAA College World Series (Omaha, Neb.)			
J15	vs. Rice	W	2-1
J17	vs. Stanford	W	8-7
J20	vs. Stanford	W	6-5
J22	vs. South Carolina	W	12-6

^ - Houston College Classic
(Minute Maid Park, Houston, Texas)
* Big 12 Conference game

2003

Collegiate Record: 50-20

Overall Record: 50-21

Big 12 Record: 19-8 (2nd)

Tied for Third in Nation

J31	at San Diego	W	9-7
F1	at San Diego	W	17-4
F2	at San Diego	W	7-2
F5	Texas A&M-CC	L	0-5
F9	UT Arlington	W	8-2
	UT Arlington	W	11-3
F10	UT Arlington	W	8-6
F11	Southwest Texas St.	W	13-7
F15	Sam Houston State	W	17-3
F16	Sam Houston State	W	8-2
	Sam Houston State	W	1-0
F18	UT San Antonio	W	14-1
F22	Stanford	L	7-11
	Stanford	L	7-8
F23	Stanford	W	7-1
F27	at Texas Rangers (exh)	L	1-17
F28	vs. UCLA \$	L	2-13
M1	at Cal State Fullerton \$	L	4-14
M2	vs. Tulane \$	W	6-1
M7	Arizona	L	1-5
M8	Arizona	W	3-2
M9	Arizona	W	4-1
M11	at Rice	L	1-2 (10)
M14	Missouri*	W	4-1
M15	Missouri*	W	16-7
M16	Missouri*	W	6-3
M18	Southwest Texas St.	L	1-3
M22	at Oklahoma State*	L	3-4
M23	at Oklahoma State*	W	15-5
M24	at Oklahoma State*	L	5-9
M28	Texas Tech*	W	5-4 (12)
M29	Texas Tech*	W	11-5
M30	Texas Tech*	L	25
A1	Texas A&M-Corpus Christi	W	7-6
A4	Baylor*	W	11-5
A5	at Baylor*	W	13-7
A6	at Baylor*	W	11-3
A8	UT Pan American	W	7-3
A11	Oklahoma*	W	8-3
A12	Oklahoma*	W	10-2
A13	Oklahoma*	W	5-4 (10)
A15	UT San Antonio	W	14-2
A18	at Nebraska*	L	2-3
A19	at Nebraska*	L	4-6
A20	at Nebraska*	W	10-4
A22	UT Pan American	W	6-5
A25	Kansas State*	W	12-1
A26	Kansas State*	W	3-1
A27	Kansas State*	W	12-1
M2	at Kansas*	L	1-10
M3	at Kansas*	W	5-1
M4	at Kansas*	W	5-3 (11)
M16	at Texas A&M*	L	4-6
M17	Texas A&M*	W	3-0
M18	Texas A&M*	L	1-4

Big 12 Tournament (Oklahoma City, Okla.)			
M21	vs. Oklahoma State	W	10-7
M22	vs. Texas A&M	L	2-3
M23	vs. Oklahoma	W	5-4
M24	vs. Texas A&M	W	9-7
	vs. Texas A&M	W	13-4

M25	vs. Baylor	W	10-8 (10)
NCAA Regional (Austin, Texas)			
M30	vs. Bucknell	W	7-0
M31	vs. Lamar	W	7-3
J1	vs. Lamar	L	2-6
	vs. Lamar	W	6-3
NCAA Super Regional (Tallahassee, Fla.)			
J8	Florida State	W	8-3
J9	Florida State	W	6-5
NCAA College World Series (Omaha, Neb.)			
J14	vs. Miami (Fla.)	W	13-2
J16	vs. Rice	L	2-12
J17	vs. Miami (Fla.)	W	5-1
J18	vs. Rice	L	4-5

* Big 12 Conference game
\$ Kia Baseball Bash (Fullerton, Calif.)
% played in Omaha, Neb.





2004

Overall Record: 58-15
Big 12 Record: 19-7 (1st)
Big 12 Conference Champions

NATIONAL RUNNER-UP

Table of 2004 baseball season results, listing opponents, scores, and outcomes for games J30 through J27.

^ - Houston College Classic
(Minute Maid Park, Houston, Texas)
* Big 12 Conference game

2005

Overall Record: 56-16
Big 12 Record: 16-10 (3rd)
NATIONAL CHAMPIONS

Table of 2005 baseball season results, listing opponents, scores, and outcomes for games F4 through J26.

* Big 12 Conference game

2006

Overall Record: 41-21
Big 12 Record: 19-7 (1st)
Big 12 Conference Champions

Table of 2006 baseball season results, listing opponents, scores, and outcomes for games F3 through J4.

^ - Houston College Classic
(Minute Maid Park, Houston, Texas)
* Big 12 Conference game

2007

Overall Record: 46-17
Big 12 Record: 21-6 (1st)
Big 12 Conference Champions

Table of 2007 baseball season results, listing opponents, scores, and outcomes for games F2 through J4.

* Big 12 Conference game
^ - Dell Diamond (Round Rock, Texas)





2012

Overall Record: 30-22
Big 12 Record: 14-10 (3rd)
F18 Duke W 4-0
F19 Duke L 2-5
F21 UT Arlington L 5-7
...
M24 vs. Kansas L 2-4

* Big 12 Conference game
% Dell Diamond - Round Rock, Texas

2013

Overall Record: 27-24
Big 12 Record: 7-17 (9th)
F15 Sacramento State W 6-5
F16 Sacramento State L 3-5
F17 Sacramento State W 6-3
...
M18 at TCU * W 3-0

* Big 12 Conference game

2014

Overall Record: 46-21
Big 12 Record: 13-11 (5th)
Tied for Third in Nation
F14 at California L 0-7
F15 at California L 1-2
...
J21 vs. Vanderbilt L 3-4 (10)

^ - Houston College Classic
(Minute Maid Park, Houston, Texas)
* Big 12 Conference game
% - Head coach Augie Garrido's 1,894th career win, making him winningest coach in all divisions of college baseball

2015

Overall Record: 30-27
Big 12 Record: 11-13 (5th)
F13 at Rice W 3-1
F14 at Rice L 9-10
...
M31 vs. Dallas Baptist L 1-8

* Big 12 Conference game





2016			2017			2018			2019		
Overall Record: 25-32			Overall Record: 39-24			Overall Record: 42-32			Overall Record: 27-27		
Big 12 Record: 10-14 (7th)			Big 12 Record: 11-12 (6th)			Big 12 Record: 17-7 (1st) Big 12 Conference Champions			Big 12 Record: 7-16 (9th)		
F19 UNLV	L	3-4	F17 Rice	L	2-3	F16 Louisiana	W	3-0	F15 at Louisiana	W	3-1
F20 UNLV	W	11-2	F18 Rice	W	5-4	F17 Louisiana	W	5-3	F16 at Louisiana	W	6-5
F21 UNLV	W	7-0	F19 Rice	L	1-7	F18 Louisiana	L	1-2	F17 at Louisiana	L	6-8
F25 Stanford	L	0-1	F22 at Sam Houston State	W	7-2	F21 Lamar	W	7-2	F19 at Rice	W	11-4
F26 Stanford	W	4-3	F24 UCONN	W	4-1	F22 at LSU	L	4-13	F22 Purdue	W	7-2
F27 Stanford	W	9-0	F25 UCONN	L	1-2	F23 at LSU	L	5-10	F23 Purdue	W	13-6
F28 Stanford	L	1-11	F26 UCONN	W	9-3	F24 at LSU	L	11-1	F23 Purdue	L	0-4
M1 at Texas State	W	10-4	F28 Lamar	W	9-5	F25 at LSU	W	11-1	F24 Purdue	W	3-0
M3 California	L	1-4	M02 at Stanford	W	4-1	F27 UTSA	W	2-0	F26 Sam Houston State	W	10-3
M4 California	L	3-4	M03 at Stanford	L	2-3	M02 Northwestern	L	2-6	F27 UTSA	L	7-10
M5 California	L	0-6	M04 at Stanford	L	2-5	M03 Northwestern	W	10-7	M01 LSU	W	8-1
M6 California	L	7-10	M04 at Stanford	L	1-2	M03 Northwestern	W	16-3	M02 LSU	W	8-4
M8 Sam Houston State	W	12-3	M07 Richmond	W	9-1	M04 Northwestern	W	12-1	M03 LSU	W	7-6
M11 at UCLA	W	7-5	M08 Texas A&M - CC	W	15-0	M08 Stanford	W	8-6	M05 UTRGV	W	4-3
M12 at UCLA	L	4-5	M10 UCLA	W	5-4	M09 Stanford	L	1-7	M07 at Stanford	W	4-0
M13 at UCLA	L	3-6	M11 UCLA	W	5-2	M10 Stanford	L	3-9	M08 at Stanford	L	1-8
M15 at Texas A&M	L	4-5	M12 UCLA	W	10-5	M11 Stanford	L	1-11	M09 at Stanford	L	2-4
M18 Tulane	L	2-3	M14 Texas A&M	W	4-3	M13 at Arkansas	L	4-13	M10 at Stanford	L	0-9
M19 Tulane	W	10-3	M17 Texas Tech*	L	1-2	M14 at Arkansas	L	5-7	M12 Texas Southern	W	17-3
M20 Tulane	L	3-5	M18 Texas Tech*	L	1-2	M16 Kansas*	W	14-4	M15 Texas Tech*	W	4-3
M22 UTSA	W	11-2	M19 Texas Tech*	L	5-8	M17 Kansas*	W	4-0	M16 Texas Tech*	L	0-3
M24 TCU*	W	4-3	M21 at Texas State	L	10-11	M18 Kansas*	W	5-4	M17 Texas Tech*	W	4-3
M25 TCU*	W	2-0	M22 UTRGV	W	9-7	M20 Sam Houston State	W	3-2	M19 Arkansas	L	4-11
M26 TCU*	L	5-9	M24 Kansas State*	W	2-1	M23 Oklahoma State*	L	1-6	M20 Arkansas	W	7-6
M29 Lamar	L	2-4	M25 Kansas State*	W	5-1	M24 Oklahoma State*	W	7-1	M22 at TCU*	L	2-3
A1 at Oklahoma*	L	1-6	M26 Kansas State*	W	6-5	M25 Oklahoma State*	W	10-5	M23 at TCU*	W	13-1
A2 at Oklahoma*	W	5-3	M28 at Texas A&M - CC%	W	12-2	M27 at Texas State	W	6-1	M24 at TCU*	L	8-12
A3 at Oklahoma*	L	3-4	M31 at Kansas*	W	5-3	M29 at Kansas State*	L	2-5	M26 at Incarnate Word^	L	2-3
A5 A&M - Corpus Christi	L	0-5	A01 at Kansas*	L	1-2	M30 at Kansas State*	L	10-11	M29 Xavier	W	6-5
A8 at Kansas State*	W	6-3	A02 at Kansas*	L	4-5	M31 at Kansas State*	W	9-5	M30 Xavier	W	6-5
A9 at Kansas State*	W	12-5	A04 Sam Houston State	W	8-1	A02 McNeese State	W	5-4	M31 Xavier	W	6-5
A10 at Kansas State*	L	2-3	A07 Oklahoma*	W	5-3	A02 at Texas A&M - CC%	W	9-3	A02 Texas A&M	L	6-9
A12 vsHouston^	L	2-3	A08 Oklahoma*	W	9-3	A06 Baylor*	W	9-5	A05 at Baylor*	L	5-6
A15 Kansas*	L	5-11	A09 Oklahoma*	L	1-2	A07 Baylor*	W	2-0	A06 at Baylor*	W	8-6
A15 Kansas*	W	8-6	A11 Texas State	W	9-2	A08 Baylor*	W	4-1	A09 Rice	W	3-1
A16 Kansas*	W	12-2	A13 at Baylor	L	2-6	A10 at Texas A&M	L	5-6	A12 Kansas State*	L	4-6
A19 UT RGV	W	7-5	A14 at Baylor	L	3-4	A13 at Oklahoma*	W	7-6	A13 Kansas State*	W	10-2
A22 at Texas Tech*	L	6-13	A15 at Baylor	W	5-3	A14 at Oklahoma*	W	5-3	A14 Kansas State*	L	0-2
A23 at Texas Tech*	W	7-4	A18 Texas State	W	2-1	A15 at Oklahoma*	L	0-6	A16 Lamar	W	7-2
A24 at Texas Tech*	W	17-1	A21 New Orleans	W	7-1	A17 UTRGV	W	13-2	A18 at Oklahoma State*	L	0-15
A26 Texas State	W	6-2	A22 New Orleans	W	3-2	A18 vs. Texas Southern^	W	10-2	A19 at Oklahoma State*	L	2-10
A30 Oklahoma State*	L	0-3	A23 New Orleans	W	4-3	A20 New Orleans	W	8-6	A20 at Oklahoma State*	L	10-11
A30 Oklahoma State*	L	3-6	A25 vs. Louisiana^	L	1-8	A21 New Orleans	W	3-1	A23 at Texas State	L	6-7
M1 Oklahoma State*	L	4-8	A28 at Oklahoma State*	W	5-4	A22 New Orleans	L	1-4	A26 West Virginia*	L	2-3
M3 Prairie View A&M	W	7-0	A28 at Oklahoma State*	W	7-1	A24 Houston	W	9-4	A27 West Virginia*	L	8-9
M6 at West Virginia*	L	2-11	M02 UT Arlington	W	4-1	A27 at West Virginia*	W	11-6	A28 West Virginia*	W	10-2
M7 at West Virginia*	L	7-14	M05 at TCU*	L	10-11	A28 at West Virginia*	L	6-8	A30 at Texas A&M - CC%	L	2-8
M8 at West Virginia*	L	5-9	M06 at TCU*	L	2-8	A29 at West Virginia*	L	3-8	M03 at Kansas*	L	2-4
M17 Texas State	L	2-3	M07 at TCU*	L	3-4	M01 Texas State	W	11-10	M04 at Kansas*	L	0-1
M19 Baylor*	L	1-2	M16 Incarnate Word	W	10-3	M04 at Texas Tech*	W	12-6	M05 at Kansas*	L	6-10
M20 Baylor*	L	1-3	M19 West Virginia*	W	6-2	M05 at Texas Tech*	L	5-16	M14 Incarnate Word	W	9-0
M21 Baylor*	W	7-6	M20 West Virginia*	L	3-4	M06 at Texas Tech*	W	7-5	M16 Oklahoma*	L	2-4
Big 12 Tournament (Oklahoma City, Okla.)			M21 West Virginia*	W	9-4	M15 Texas State	W	6-2	M17 Oklahoma*	L	0-13
M25 vsOklahoma State	L	4-10	Big 12 Tournament (Oklahoma City, Okla.)			M17 TCU*	W	3-2	M17 Oklahoma*	W	6-4
M26 vsBaylor	W	15-3	M24 vs Oklahoma	W	8-4	M18 TCU*	W	5-3			
M27 vsOklahoma State	W	12-8	M25 vs Kansas	W	5-4	M19 TCU*	W	7-3			
M28 vsTCU	W	2-1	M27 vs TCU	L	2-9	Big 12 Tournament (Oklahoma City, Okla.)					
M28 vsTCU	L	2-8	M27 vs TCU	W	9-3	M23 vs. Kansas	L	2-3			
			M28 vs Oklahoma State	L	5-6	M24 vs Oklahoma	L	1-3			
			NCAA Regional (Long Beach, Calif.)			NCAA Regional (Austin, Texas)					
			J02 vs UCLA	W	3-2	J01 Texas Southern	W	10-0			
			J03 at Long Beach State	W	5-3	J02 Texas A&M	W	8-3			
			J04 at Long Beach State	L	3-4	J03 Indiana	W	3-2			
			J05 at Long Beach State	L	1-2	NCAA Super Regional (Austin, Texas)					
						J09 Tennessee Tech	L	4-5			
						J10 Tennessee Tech	W	4-2			
						J11 Tennessee Tech	W	5-2			
						College World Series (Omaha, Neb.)					
						J17 vs. Arkansas	L	5-11			
						J19 vs. Florida	L	1-6			





2020

Overall Record: 14-3

Big 12 Record: 0-0 (n/a)

F14	at Rice	W	7-4
F15	at Rice	W	4-0
F16	at Rice	W	5-4
F17	UTSA	W	6-2
F19	Lamar	W	6-1
F21	Boise State	W	7-0
F22	Boise State	W	2-1
F23	Boise State	W	7-5 (10)
F25	Sam Houston State	W	4-1
F28	vs. LSU [^]	L	3-4
F29	vs. Arkansas [^]	W	8-7
M1	vs. Missouri [^]	L	8-9
M3	Arizona	L	6-8
M6	Cal State Fullerton	W	6-1
M7	Cal State Fullerton	W	4-3
M8	Cal State Fullerton	W	8-4
M11	Abilene Christian	W	9-1
M13	New Mexico	Canceled	
M14	New Mexico	Canceled	
M15	New Mexico	Canceled	
M17	Incarnate Word	Canceled	
M18	vs. UT Arlington	Canceled	
M20	at Oklahoma*	Canceled	
M21	at Oklahoma*	Canceled	
M22	at Oklahoma*	Canceled	
M24	at Texas State	Canceled	
M27	Oklahoma State*	Canceled	
M28	Oklahoma State*	Canceled	
M29	Oklahoma State*	Canceled	
M31	at Texas A&M	Canceled	
A3	at West Virginia*	Canceled	
A4	at West Virginia*	Canceled	
A5	at West Virginia*	Canceled	
A7	at Houston	Canceled	
A9	Baylor*	Canceled	
A10	Baylor*	Canceled	
A11	Baylor*	Canceled	
A13	at Texas A&M - CC	Canceled	
A14	Texas A&M - CC	Canceled	
A17	Kansas*	Canceled	
A18	Kansas*	Canceled	
A19	Kansas*	Canceled	
A21	Texas State	Canceled	
A24	at Kansas State*	Canceled	
A25	at Kansas State*	Canceled	
A26	at Kansas State*	Canceled	
A28	UTRGV	Canceled	
M1	at Texas Tech*	Canceled	
M2	at Texas Tech*	Canceled	
M3	at Texas Tech*	Canceled	
M6	Texas Southern	Canceled	
M8	TCU*	Canceled	
M9	TCU*	Canceled	
M10	TCU*	Canceled	
M12	McNeese State	Canceled	

[^] - Houston College Classic
(Minute Maid Park, Houston, Texas)
* Big 12 Conference game





YEAR-BY-YEAR LINEUPS

1967

(17-11)

C	James Scheschuk	.261
1B	BOBBY SNODDY	.357
2B	DON JOHNSON	.284
3B	Minton White	.296
SS	Jimmy Hunt	.182
LF	PAT BROWN	.333
CF	Kelly Scott	.309
RF	George Nauert	.301
P	TOMMY MOORE	9-0, 2.23
P	Gary Gressett	6-4, 1.53
P	Kent Roberts	1-0, 2.25
P	Dennis Enderlin	0-1, 4.36

1968

(23-11)

C	Tommy Harmon	.307
1B	Bobby Snoddy	.297
2B	Lou Bagwell	.214
3B	David Hall	.227
SS	Pat Amos	.265
LF	PAT BROWN	.314
CF	Jack Miller	.174
RF	George Nauert	.206
P	JAMES STREET	9-4, 2.08
P	Larry Hardy	5-2, 2.13
P	Nati Salazar	3-2, 1.02
P	Larry Horton	2-2, 2.41

1969

(35-6)

C	Tommy Harmon	.307
1B	Gene Salmon	.338
2B	LOU BAGWELL	.335
3B	DAVID HALL	.396
SS	Dennis Kasper or Pat Amos	.231
LF	PAT BROWN	.308
CF	Jack Miller	.263
RF	DAVID CHALK	.310
P	BURT HOOTON	12-0, 0.88
P	JAMES STREET	12-2, 1.34
P	Larry Hardy	5-3, 4.04
P	Larry Horton	2-1, 0.78

1970

(39-8)

C	Tommy Harmon	.341
1B	JOHN LANGERHANS	.335
2B	Pat Amos	.243
3B	DAVID CHALK	.353
SS	LOU BAGWELL	.280
LF	Mike Markl	.312
CF	JACK MILLER	.263
RF	DAVID HALL	.288
P	BURT HOOTON	12-1, 1.47
P	JAMES STREET	8-2, 1.44
P	Mike Beard	7-0, 3.16
P	Larry Hardy	7-3, 1.36

1971

(33-11)

C	Bill Berryhill	.256
1B	JOHN LANGERHANS	.413
2B	MIKE MARKL	.353
3B	DAVID CHALK	.405
SS	Amador Tijerina	.274
LF	Jimmy Crouch	.245
CF	Gary Erskine or Charlie Crenshaw	.263
RF	WALTER ROTHE	.395
P	BURT HOOTON	11-2, 1.11
P	Mike Beard	6-3, 3.88
P	Donnie Horne	5-1, 3.52
P	Nati Salazar	3-1, 1.38

1972

(40-9)

C	BILL BERRYHILL or Steve Clancy	.366
1B	John Langerhans	.278
2B	MIKE MARKL	.360
3B	DAVID CHALK	.357
SS	Amador Tijerina	.234
LF	TERRY PYKA	.358
CF	KEN PAPE	.282
RF	Tom Ball or Charlie Crenshaw	.290
P	RON ROZNOVSKY	11-4, 1.47
P	Martin Flores	7-1, 1.35
P	Bobby Cuellar	5-0, 4.00
P	Jimmy Brown	4-1, 1.65

1973

(50-7)

C	Bill Berryhill or Steve Clancy	.304
1B	Rick Burley	.325
2B	BOBBY CLARK	.349
3B	KEITH MORELAND	.349
SS	Ken Pape	.289
LF	Terry Pyka	.270
CF	Rudy Jaramillo	.324
RF	Tom Ball or Charlie Crenshaw	.182
P	RON ROZNOVSKY	14-2, 1.94
P	Richard Wortham	11-0, 2.26
P	Rick Burley	9-1, 1.55
P	Martin Flores	6-0, 2.60

1974

(54-8)

C	RICK BRADLEY or Doug Duncan	.397
1B	Rick Burley	.299
2B	Bobby Clark	.296
3B	KEITH MORELAND	.399
SS	BLAIR STOUFFER	.295
LF	TERRY PYKA	.291
CF	David Reeves	.317
RF	Tom Ball	.309
DH	Mickey Reichenbach	.280
P	JIM GIDEON	19-2, 2.32
P	Rick Burley	13-0, 3.26
P	Richard Wortham	10-4, 3.03
P	Martin Flores	6-1, 3.50

1975

(56-6 - National Champions)

C	RICK BRADLEY or Doug Duncan	.315
1B	MIKEY REICHENBACH	.332
2B	GARRY PYKA	.299
3B	KEITH MORELAND	.410
SS	Blair Stouffer	.288
LF	Mike Anderson	.359
CF	Charles Proske	.327
RF	Wendell Hibbett	.290
DH	Rob Stramp or Mark Griffin	.344
P	JIM GIDEON	17-0, 1.80
P	Richard Wortham	15-1, 1.95
P	MARTIN FLORES	10-1, 1.43
P	Terry Ray	7-0, 1.84

1976

(42-16)

C	Doug Duncan	.244
1B	MIKEY REICHENBACH	.250
2B	GARRY PYKA	.287
3B	Joe Ayers or Rocky Thompson	.276
SS	Steve Day	.215
LF	Wendell Hibbett	.282
CF	CHARLES PROSKE	.335
RF	Karl Pagel	.307
DH	Johnny Olvera or Rob Stramp	.215
P	RICHARD WORTHAM	14-2, 1.71
P	Kem Wright	9-5, 2.39
P	Don Kainer	8-3, 2.62
P	Tony Brizzolara	4-1, 2.76

1977

(53-9)

C	Bob Kearney	.282
1B	Mickey Reichenbach	.287
2B	Andre Robertson	.297
3B	Rocky Thompson	.341
SS	Steve Day	.235
LF	WENDELL HIBBETT	.304
CF	Charles Proske	.241
RF	Jerry Jones	.353
DH	Scott Soden or Rusty Getter	.316
P	DON KAINER	15-2, 1.94
P	Kem Wright	9-1, 1.58
P	Tony Brizzolara	9-5, 2.67
P	Robert Shaeffer	6-0, 1.11

1978

(36-16)

C	Kevin Shannon	.143
1B	Terry Salazar	.261
2B	Andre Robertson	.289
3B	Chris Raper or Keith Ferguson	.304
SS	Mark Chelette or Ron Gardenhire	.289
LF	Bert Burrows	.246
CF	Joe Bruno	.348
RF	Bobby Thompson or Scott Soden	.224
DH	Jerry Don Gleaton	.294
P	KEITH CREEL	12-1, 3.02
P	Keith Walker	5-2, 1.09
P	Tony Arnold	3-3, 4.24
P	Kem Wright	3-2, 3.13

1979

(55-8)

C	Kevin Shannon or Gary Venner	.184
1B	TERRY SALAZAR	.341
2B	Andre Robertson	.267
3B	Mark Chelette	.301
SS	RON GARDENHIRE	.315
LF	Scott Soden or Bert Burrows	.286
CF	JOE BRUNO	.350
RF	Jim Tjader or Quinn Lloyd	.301
DH	Keith Walker	.342
P	JERRY DON GLEATON	13-1, 1.94
P	RICKY WRIGHT	10-3, 2.19
P	Kem Wright	9-1, 3.08
P	Keith Creel	10-2, 3.32

1980

(53-13)

C	Kevin Shannon or Burk Goldthorn	.205
1B	CHRIS CAMPBELL	.374
2B	DEAN DAVID	.321
3B	Robert Culley or Milo Choate	.297
SS	Spike Owen	.245
LF	Randy Richards	.296
CF	MIKE ZATOPEK	.345
RF	Quinn Lloyd	.328
DH	RICKY NIXON	.277
P	KEITH CREEL	16-1, 2.44
P	Jim Acker	9-4, 2.96
P	Dave Seiler	5-2, 2.97
P	Mike Hamer	4-3, 2.55

Bold = All-American
ALL CAPS = All-Conference selection



1981
(61-11-1)

C	BURK GOLDTHORN	.354
1B	Chris Campbell	.314
2B	Bryan Burrows	.248
3B	ROBERT CULLEY	.302
SS	SPIKE OWEN	.338
LF	Randy Richards	.274
CF	Mike Zatopek	.270
RF	Larry Long	.328
DH	Mark Reynolds	.345
P	TONY ARNOLD	17-1, 2.84
P	Mike Hamer	6-0, 3.04
P	Robert Culley	5-1, 3.21
P	Mike Withrow	7-1, 3.29

1982
(59-6)

C	Jeff Hearron	.312
1B	Randy Day	.322
2B	Mike Livermore	.291
3B	Milo Choate	.214
SS	SPIKE OWEN	.336
LF	Randy Richards or David Denny	.262 .404
CF	MIKE BRUMLEY	.340
RF	Tracy Dophied	.343
DH	Kirk Killinsworth or Mark Reynolds	.351 .254
P	KIRK KILLINGSWORTH	9-0, 0.80
P	MIKE CAPEL	9-0, 3.68
P	Roger Clemens	12-2, 1.99
P	Calvin Schiraldi	13-3, 3.68

1983
(66-14 - National Champions)

C	Jeff Hearron	.341
1B	JOSE TOLENTINO	.339
2B	Bill Bates	.296
3B	Bryan Burrows	.290
SS	MIKE BRUMLEY	.298
LF	David Denny	.298
CF	Mike Trent	.288
RF	Steve Labay	.287
DH	Doug Hodo or Darren Loy	.345 .316
P	CALVIN SCHIRALDI	14-2, 1.74
P	KIRK KILLINGSWORTH	12-3, 2.56
P	Mike Capel	13-1, 2.98
P	Roger Clemens	13-5, 3.04

1984
(60-14)

C	Darren Loy	.341
1B	Rusty Richards	.323
2B	BILL BATES	.272
3B	DAVID DENNY	.343
SS	Jamie Doughty	.331
LF	David Wrzesinski	.308
CF	Steve Labay or Elanis Westbrooks	.326 .241
RF	DENNIS COOK	.341
DH	Doug Hodo or Scott Vondenkamp	.287 .343
P	GREG SWINDELL	14-2, 2.04
P	Steve Labay	6-4, 3.46
P	Bruce Ruffin	5-1, 4.05
P	ERIC BOUDREAU	8-2, 3.99, 6 SV

1985
(64-14)

C	Robby Byers	.271
1B	Rusty Richards or Bobby Behnsch	.237 .357
2B	BILL BATES	.361
3B	Dodd Johnson	.345
SS	Coby Kerlin	.294
LF	DAVID DENNY	.323
CF	David Wrzesinski	.276
RF	DENNIS COOK	.364
DH	Bud Ray or Doug Hodo	.333 .308
P	GREG SWINDELL	19-2, 1.67
P	Bruce Ruffin	13-3, 3.35
P	Mike Poehl	7-1, 3.49
P	Daniel Pena	6-4, 3.56

1986
(51-14)

C	Chuck Oertli	.254
1B	Bobby Behnsch	.337
2B	TODD HANEY	.279
3B	Jay Searcy	.304
SS	COBY KERLIN	.281
LF	Doug Hodo	.299
CF	Elanis Westbrooks	.304
RF	SCOTT COOLBAUGH	.336
DH	Kevin Garner	.314
P	Mark Petkovsek	12-1, 3.09
P	Curt Krippner	8-2, 3.16
P	Daniel Pena	7-2, 2.60
P	GREG SWINDELL	10-4, 2.12, 7 SV

1987
(61-11)

C	Brian Johnson	.263
1B	BRIAN CISARIK	.429
2B	TODD HANEY	.315
3B	Scott Coolbaugh	.361
SS	COBY KERLIN	.380
LF	Craig Newkirk or Rusty Crockett	.309 .289
CF	Elanis Westbrook or Doug Lindauer	.285 .277
RF	Kevin Garner	.263
DH	Mike Patrick	.325
P	CURT KRIPPNER	14-2, 2.80
P	Mark Petkovsek	15-2, 4.12
P	Kevin Garner	10-3, 4.00
P	John Morton	7-2, 2.38, 4 SV

1988
(58-11-1)

C	BRIAN JOHNSON	.320
1B	BRIAN CISARIK	.357
2B	Steve Bethea	.295
3B	Craig Newkirk	.271
SS	Joel Chimelis	.343
LF	David Tollison	.279
CF	RUSTY CROCKETT	.299
RF	SCOTT BRYANT	.322
DH	MIKE PATRICK	.398
P	KIRK DRESSENDORFER	15-2, 2.26
P	ERIC STONE	15-3, 2.85
P	Preston Watson	8-2, 4.90
P	Curry Harden	10-1, 4.14

1989
(54-18)

C	Jon Prather or Eddie Toledo	.189 .313
2B	David Lowery	.353
1B	David Tollison	.300
3B	Craig Newkirk	.301
SS	Steve Bethea	.268
LF	Arthur Butcher	.309
CF	Lance Jones	.306
RF	Jeff Shultis	.293
DH	SCOTT BRYANT	.386
P	KIRK DRESSENDORFER	18-2, 3.35
P	Brian Dare	5-4, 3.32
P	Shane Reynolds	7-0, 6.04
P	Chris Gaskill	3-1, 3.50
P	Scott Bryant	1-1, 2.59

1990
(51-17)

C	Roger Luce	.271
2B	SCOTT PUGH	.351
1B	DAVID TOLLISON	.350
3B	Clay King	.351
SS	Kyle Moody	.299
LF	Calvin Murray	.298
CF	Lance Jones	.380
RF	Mark Smith	.276
DH	Mike Morland	.340
P	KIRK DRESSENDORFER	12-4, 3.16
P	Brian Dare	8-2, 3.00
P	Mike Bradley	7-2, 2.87
P	Chris Gaskill	7-4, 2.86

1991
(48-18)

C	Roger Luce or Mike Morland	.277 .279
1B	Scott Pugh	.332
2B	Kyle Moody or Kevin Pate	.221 .282
3B	CLAY KING	.336
SS	SHANE HALTER	.338
LF	Calvin Murray	.279
CF	Paul Cherrone or Charles Abernathy	.226 .375
RF	Dean Haskins	.299
DH	BROOKS KIESCHNICK	.358
P	Scott Harrison	10-1, 3.19
P	BROOKS KIESCHNICK	7-1, 2.58
P	Chris Gaskill	8-3, 3.87
P	Jay Vaught	5-0, 2.49

1992
(48-17)

C	CHRIS ABBE	.319
1B	Braxton Hickman	.286
2B	ROBERT DELEON	.303
3B	CLAY KING	.331
SS	TIM HARKRIDER	.316
LF	CALVIN MURRAY or Stephen Larkin	.351 .284
CF	CHARLES ABERNATHY	.274
RF	Mark Prather	.261
DH	BROOKS KIESCHNICK	.345
P	BROOKS KIESCHNICK	11-3, 3.13
P	Scott Harrison	11-3, 2.90
P	Jay Vaught	8-2, 4.61
P	Chris Gaskill	6-2, 2.29

1993
(51-16)

C	Joel Williamson	.318
1B	BRAXTON HICKMAN	.385
2B	Tony Vasut or Steve Heinrich	.308 .326
3B	Chad Blessing	.291
SS	Tim Harkrider	.299
LF	Stephen Larkin	.312
CF	Darrick Duke or Mark Prather	.284 .230
RF	Jerry Taylor or Jeff Conway	.291 .234
DH	BROOKS KIESCHNICK	.374
P	BROOKS KIESCHNICK	16-4, 3.25
P	Chad Smith	8-2, 3.98
P	Jay Vaught	7-3, 6.66
P	J.D. Smart	6-1, 4.40

1994
(43-21)

C	J.P. Webb or Roger Martinez	.104 .217
1B	STEPHEN LARKIN or Danny Peoples	.279 .279
2B	TONY VASUT or Zach Randle	.347 .283
3B	Jose Flores or Steve Heinrich	.304 .257
SS	WYLLIE CAMPBELL	.294
LF	JEFF CONWAY	.318
CF	Jerry Taylor	.264
RF	SHEA MORENZ	.330
DH	Chad Blessing	.290
P	JAY VAUGHT	10-5, 3.79
P	J.D. SMART	11-4, 3.82
P	RYAN KJOS	9-6, 3.03
P	CLINT KOPPE	6-2, 4.13

1995
(44-19)

C	J.P. Webb	.187
1B	Danny Peoples or Steve Randolph	.343 .291
2B	Wyllie Campbell	.311
3B	MacGREGOR BYERS	.379
SS	KIP HARKRIDER	.300
LF	Chris Edelstein	.372
CF	Jerry Taylor or Brett Loeffler	.301 .347
RF	SHEA MORENZ	.336
DH	Chad Blessing or Jason Layne	.281 .224
P	J.D. SMART	14-4, 4.68
P	JAKE O'DELL	11-3, 3.77
P	Mark Senterfitt	8-4, 4.56
P	Brian Cravey	4-3, 4.81, 7 SV

Bold = All-American
ALL CAPS = All-Conference selection



1996	
(39-24)	
C	Roman Escamilla .266
1B	DANNY PEOPLES .375
2B	Wylie Campbell .284
3B	Trey Salinas .306
SS	KIP HARKRIDER .381
LF	Chris Edelstein or Blake Davis .402
CF	Clint Kiemsteadt .240
RF	MacGREGOR BYERS .375
DH	Jason Layne .319
P	JAKE O'DELL 8-3, 4.15
P	Scott Leon 7-5, 4.96
P	Donny Barker 5-5, 6.03
P	ERIC FRENCH 2-2, 4.33, 9 SV

1997	
(29-22)	
C	Seth Spiker .216
1B	Charley Carter .252
2B	Milo Gutierrez .194
SS	Kip Harkrider .376
3B	David Johnson or Brock Rumfield .270
LF	Patrick Walsh .286
CF	Brett Loeffler .370
RF	Mark Cridland .376
DH	Chris Edelstein or Brock Rumfield or David Johnson .374
P	Rad Weaver 4-7, 7.11
P	Kendal Adare 5-3, 4.87
P	Chris Speerstra 7-4, 5.38
P	Scott Dunn 5-0, 3.88

1998	
(23-32-1)	
C	Jason Cox .335
1B	Shawn Schumacher .307
2B	Tommy Nicholson .282
SS	Jason Moore .288
3B	Jason Aspito .301
LF	Brett Loeffler or Chris Edelstein .373
CF	Carlos Sepulveda or Corey Richardson .213
RF	MARK CRIDLAND .311
DH	Mike Kolbach .292
P	Scott Dunn 6-6, 4.95
P	Curt Kautsch 2-4, 5.84
P	Frank Halter 7-5, 6.10
P	Rad Weaver 3-4, 6.59

1999	
(36-26)	
C	Sam Anderson .311
1B	Jeff Ontiveros .305
2B	Tommy Nicholson .315
SS	JASON MOORE .303
3B	Chris Houser .249
LF	Mike Pumo or Jason Cox .332
CF	Ben Emond .307
RF	Jason Aspito or Jason Cox .332
DH	Justin Welch .303
P	Scott Dunn 9-6, 5.90
P	Dax Leone 7-6, 5.13
P	D.J. Jones 10-7, 4.73
P	Phil Seibel 5-2, 5.40, 5 SV

2000	
(46-21)	
C	Sam Anderson or Ryan Hubele .280
1B	Jeff Ontiveros .293
2B	TOMMY NICHOLSON .367
SS	TODD WEST .314
3B	Chris Houser .268
LF	Mike Pumo .263
CF	BEN EMOND .369
RF	Matt Rosenberg .285
DH	Ryan France .303
P	D.J. JONES 12-5, 2.89
P	BEAU HALE 12-6, 3.10
P	Phil Seibel 5-2, 2.42
P	CHARLIE THAMES 4-2, 2.22, 19 SV

2001	
(36-26)	
C	Sam Anderson .283
1B	Jeff Ontiveros .271
2B	Tim Moss .245
SS	OMAR QUINTANILLA .367
3B	Ryan Brooks .288
LF	Ben King .312
CF	Kalani Napoleon .291
RF	MATT ROSENBERG .315
DH	RYAN HUBELE or Ryan France .284
P	GERRIT SIMPSON 6-5, 2.74
P	Albert Montes 7-6, 2.67
P	JUSTIN SIMMONS 7-3, 3.39
P	Ray Clark 3-4, 3.50

2002	
(57-15 - National Champions)	
C	Ryan Hubele .288
1B	JEFF ONTIVEROS .302
2B	TIM MOSS .371
SS	MICHAEL HOLLIMON .262
3B	OMAR QUINTANILLA .329
LF	Eric Sultemeier .244
CF	Kalani Napoleon .251
RF	Dustin Majewski .401
DH	J.D. Reininger .320
P	Justin Simmons 16-1, 2.52
P	Alan Bomer 11-3, 3.94
P	BRAD HALSEY 7-2, 2.74
P	HUSTON STREET 4-1, 0.96, 14 SV

2003	
(50-20)	
C	Taylor Teagarden .315
1B	Curtis Thigpen .311
2B	Tim Moss .319
SS	OMAR QUINTANILLA .348
3B	J.D. Reininger .244
LF	ERIC SULTEMEIER .321
CF	Joe Ferin .307
RF	DUSTIN MAJEWSKI .391
DH	Scott Dodge .237
P	J.P. HOWELL 10-2, 2.52
P	Justin Simmons 5-6, 4.29
P	Danny Muegge 6-6, 4.89
P	HUSTON STREET 8-1, 1.33, 15 SV

2004	
(58-15)	
C	Taylor Teagarden .273
1B	CURTIS THIGPEN .378
2B	Seth Johnston .296
SS	Michael Hollimon or ROBBY HUDSON .287
3B	J.D. Reininger or David Maroul .224
LF	CARSON KAINER .335
CF	DREW STUBBS .301
RF	Ryan Russ .302
DH	Hunter Harris .271
P	J.P. HOWELL 15-2, 2.34
P	Sam LeCure 9-3, 2.34
P	Justin Simmons 10-3, 4.18
P	HUSTON STREET 6-1, 1.58, 12 SV

2005	
(56-16 - National Champions)	
C	TAYLOR TEAGARDEN .333
1B	Chance Wheelless .314
2B	Robby Hudson .272
SS	SETH JOHNSTON .378
3B	David Maroul .251
LF	Carson Kainer .312
CF	DREW STUBBS .311
RF	Nick Peoples .306
DH	Will Crouch .336
P	KYLE MCCULLOCH 12-4, 2.92
P	Adrian Alaniz 8-3, 2.67
P	Randy Boone 7-4, 3.46
P	J. BRENT COX 8-3, 1.73, 19 SV

2006	
(41-21)	
C	Preston Clark .273
1B	CHANCE WHEELLESS .283
2B	Bradley Suttle .301
SS	Chais Fuller .244
3B	Nick Peoples .289
LF	CARSON KAINER .364
CF	DREW STUBBS .342
RF	Kyle Russell .276
DH	HUNTER HARRIS .371
P	KYLE MCCULLOCH 8-5, 3.61
P	Adrian Alaniz 7-4, 4.18
P	Kenn Kasperek 5-2, 3.80
P	AUSTIN WOOD 4-3, 3.15, 7 SV

2007	
(46-17)	
C	PRESTON CLARK .286
1B	CHANCE WHEELLESS .376
2B	Travis Tucker .307
SS	Chais Fuller or Josh Prince .371
3B	BRADLEY SUTTLE .359
LF	Jordan Danks .332
CF	Nick Peoples .329
RF	KYLE RUSSELL .336
DH	Russell Moldenhauer .278
P	ADRIAN ALANIZ 12-3, 2.59
P	JAMES RUSSELL 8-4, 3.86
P	Austin Wood 8-1, 3.15
P	Joseph Krebs 9-1, 2.60
P	Randy Boone 5-6, 2.52, 14 SV

2008	
(39-22)	
C	CAMERON RUPP .309
1B	BRANDON BELT .319
2B	Travis Tucker .247
SS	DAVID HERNANDEZ .291
3B	PRESTON CLARK .263
LF	RUSSELL MOLDENHAUER .355 or Kevin Keyes .339
CF	JORDAN DANKS .321
RF	KYLE RUSSELL .296
DH	MICHAEL TORRES .354
P	CHANCE RUFFIN 8-3, 1.96
P	Kenn Kasperek 4-3, 3.76
P	Austin Wood 7-3, 4.43
P	Joseph Krebs 9-1, 2.60
P	Brandon Workman 5-2, 5.06
P	Cole Green 3-7, 5.28

2009	
(50-16-1)	
C	CAMERON RUPP .292
1B	BRANDON BELT .323
2B	Travis Tucker .297
SS	BRANDON LOY .288
3B	MICHAEL TORRES .298
LF	Tant Shepard .260
CF	CONNOR ROWE .277
RF	KEVIN KEYES .305
DH	Russell Moldenhauer .267 or Preston Clark .280
P	Taylor Jungmann 11-3, 2.00
P	CHANCE RUFFIN 10-2, 3.32
P	Cole Green 5-3, 3.34
P	Brandon Workman 3-5, 3.48
P	AUSTIN WOOD 6-1, 2.61, 15 SV

2010	
(50-13)	
C	CAMERON RUPP .304
1B	TANT SHEPARD .337
2B	Jordan Etier .224
SS	BRANDON LOY .252
3B	Kevin Lusson .263
LF	COHL WALLA .316
CF	CONNOR ROWE .237
RF	KEVIN KEYES .311
DH	RUSSELL MOLDENHAUER .326
P	TAYLOR JUNGSMANN 8-3, 2.03
P	COLE GREEN 11-2, 2.74
P	BRANDON WORKMAN 12-2, 3.35
P	Andrew McKirahan 2-1, 2.38
P	CHANCE RUFFIN 6-1, 1.11, 14 SV

Bold = All-American
ALL CAPS = All-Conference selection





2011
(49-19)

C	Jacob Felts	.215
1B	TANT SHEPARD	.303
2B	Jordan Etier	.237
SS	BRANDON LOY	.342
3B	ERICH WEISS	.348
LF	Jonathan Walsh	.254
CF	PAUL MONTALBANO	.270
	or Cohl Walla	.229
RF	Mark Payton	.263
DH	Lucas Kephart	.216
P	TAYLOR JUNGSMANN 13-3,	1.60
P	Sam Stafford	6-2, 1.77
P	COLE GREEN	8-4, 3.14
P	Hoby Milner	7-4, 2.45
P	COREY KNEBEL 3-2, 1.13,	19 SV

2012
(30-22)

C	JACOB FELTS	.282
1B	Alex Silver	.267
2B	Brooks Marlow	.214
SS	JORDAN ETIER	.241
3B	ERICH WEISS	.350
LF	JONATHAN WALSH	.280
CF	Tim Maitland	.205
RF	MARK PAYTON	.322
DH	Kevin Luson	.190
	or Landon Steinhagen	.214
P	HOBY MILNER	7-4, 2.64
P	PARKER FRENCH	6-2, 2.84
P	Dillon Peters	4-1, 3.18
P	Nathan Thornhill	4-5, 3.87
P	COREY KNEBEL 4-5, 2.08,	9 SV

2013
(27-24)

C	Jacob Felts	.272
1B	Alex Silver	.196
2B	Brooks Marlow	.250
SS	C.J Hinojosa	.309
3B	Erich Weiss	.299
LF	Taylor Stell	.181
CF	Weston Hall	.226
RF	MARK PAYTON	.393
DH	Ben Johnson	.220
P	DILLON PETERS	6-3, 1.97
P	Nathan Thornhill	3-6, 2.21
P	Parker French	4-5, 2.68
P	TY MARLOW	1-2, 2.16, 2 SV
P	Corey Knebel	3-4, 3.38, 9 SV

2014
(46-21)

C	Tres Barrera	.261
1B	Kacy Clemens	.212
2B	BROOKS MARLOW	.268
SS	C.J Hinojosa	.298
3B	Zane Gurwitz	.284
LF	BEN JOHNSON	.263
CF	MARK PAYTON	.315
RF	Collin Shaw	.264
DH	Madison Carter	.322
P	NATHAN THORNHILL	9-3, 1.51
P	Dillon Peters	7-3, 2.13
P	Parker French	7-5, 2.41
P	CHAD HOLLINGSWORTH	4-0, 1.15, 2 SV
P	John Curtiss	2-3, 2.28, 9 SV

2015
(30-27)

C	TRES BARRERA	.288
1B	Kacy Clemens	.204
2B	Brooks Marlow	.251
SS	C.J Hinojosa	.242
3B	Bret Boswell	.253
LF	BEN JOHNSON	.332
CF	Zane Gurwitz	.260
RF	Collin Shaw	.243
DH	Michael Cantu	.249
P	PARKER FRENCH	5-3, 2.57
P	Josh Sawyer	3-3, 4.82
P	Chad Hollingsworth	3-5, 5.75
P	Connor Mayes	2-4, 2.58, 2 SV
P	Kirby Bellow	3-2, 1.30, 5 SV

2016
(25-32)

C	Tres Barrera	.289
1B	Kacy Clemens	.303
2B	Joe Baker	.245
SS	Bret Boswell	.241
3B	Kody Clemens	.242
LF	Tyler Rand	.265
CF	Zane Gurwitz	.294
RF	Patrick Mathis	.297
DH	Michael Cantu	.214
P	TY CULBRETH	8-4, 3.74
P	Morgan Cooper	3-5, 4.03
P	Kyle Johnston	3-2, 3.72
P	Connor Mayes	0-4, 3.60, 2 SV
P	Chase Shugart	2-3, 4.53, 5 SV

2017
(39-24)

C	Michael Cantu	.222
1B	KACY CLEMENS	.305
2B	Bret Boswell	.273
SS	David Hamilton	.218
3B	Ryan Reynolds	.212
LF	Travis Jones	.253
CF	Zane Gurwitz	.305
RF	Patrick Mathis	.245
DH	Kody Clemens	.241
P	MORGAN COOPER	6-3, 2.32
P	NOLAN KINGHAM	10-4, 2.84
P	Kyle Johnston	3-2, 3.56
P	Beau Ridgeway	2-2, 1.89, 12 SV
P	Chase Shugart	3-2, 3.43, 3 SV

2018
(42-23)

C	DJ Petrinsky	.257
1B	Jake McKenzie	.252
2B	KODY CLEMENS	.351
SS	DAVID HAMILTON	.291
3B	Ryan Reynolds	.247
LF	Masen Hibbeler	.261
CF	Tate Shaw	.252
RF	DUKE ELLIS	.289
DH	ZACH ZUBIA	.275
P	BLAIR HENLEY	6-7, 3.32
P	Nolan Kingham	8-5, 4.57
P	Chase Shugart	6-3, 4.64
P	Parker Joe Robinson	3-0, 1.71
P	ANDY MCGUIRE 1-2, 1.93,	7 SV

2019
(27-27)

C	Michael McCann	.212
1B	Tate Shaw	.232
2B	Lance Ford	.255
SS	Masen Hibbeler	.239
3B	Ryan Reynolds	.272
LF	Eric Kennedy	.310
CF	Duke Ellis	.266
RF	Austin Todd	.256
DH	Zach Zubia	.252
P	BRYCE ELDER	2-4, 2.93
P	Blair Henley	6-4, 3.54
P	Ty Madden	4-1, 3.40
P	Coy Cobb	1-3, 3.45
P	Cole Quintanilla	2-1, 4.05, 5 SV

2020
(14-3)

C	DJ Petrinsky	.178
1B	Zach Zubia	.288
2B	Murphy Stehly	.256
SS	Trey Faltine	.259
3B	Cam Williams	.250
LF	Eric Kennedy	.288
CF	Duke Ellis	.302
RF	Austin Todd	.375
DH	Douglas Hodo II	.147
P	Bryce Elder	2-1, 2.08
P	Ty Madden	3-0, 1.80
P	Dawson Merryman	3-0, 1.74
P	Pete Hansen	2-0, 0.00, 1 SV
P	Andre Duplantier	0-0, 2.00, 3 SV

*No All-Conference team named in 2020



Bold = All-American
ALL CAPS = All-Conference selection



YEAR-BY-YEAR CONFERENCE STANDINGS

x-Conference Tournament Champion

SOUTHWEST CONFERENCE

1915 table with columns for Conference (W, L, Pct) and Overall (W, L, Pct) for teams: TEXAS, Texas A&M, Southwestern, Baylor, Rice

1916 table with columns for Conference (W, L, Pct) and Overall (W, L, Pct) for teams: TEXAS, Baylor, Texas A&M, Southwestern, Rice

1917 table with columns for Conference (W, L, Pct) and Overall (W, L, Pct) for teams: TEXAS, Rice, Texas A&M, Baylor. Note: (Wartime conditions; only four teams competed)

1918 table with columns for Conference (W, L, Pct) and Overall (W, L, Pct) for teams: TEXAS, Texas A&M, Baylor, Rice

1919 table with columns for Conference (W, L, Pct) and Overall (W, L, Pct) for teams: TEXAS, Texas A&M, Baylor, SMU, Oklahoma State, Oklahoma

1920 table with columns for Conference (W, L, Pct) and Overall (W, L, Pct) for teams: TEXAS, Texas A&M, Baylor, SMU, Rice

1921 table with columns for Conference (W, L, Pct) and Overall (W, L, Pct) for teams: TEXAS, Texas A&M, SMU, Rice, Baylor

1922 table with columns for Conference (W, L, Pct) and Overall (W, L, Pct) for teams: TEXAS, Baylor, Texas A&M, SMU, Rice, Arkansas

1923 table with columns for Conference (W, L, Pct) and Overall (W, L, Pct) for teams: Baylor, SMU, TEXAS, Texas A&M, Rice, Arkansas, TCU, Oklahoma State

1924 table with columns for Conference (W, L, Pct) and Overall (W, L, Pct) for teams: TEXAS, TCU, Oklahoma State, Baylor, Texas A&M, SMU, Rice, Arkansas

1925 table with columns for Conference (W, L, Pct) and Overall (W, L, Pct) for teams: TEXAS, TCU, Baylor, SMU, Rice, Oklahoma State, Texas A&M, Arkansas

1926 table with columns for Conference (W, L, Pct) and Overall (W, L, Pct) for teams: TEXAS, Texas A&M, TCU, Baylor, Rice, SMU, Arkansas, Oklahoma State

1927 table with columns for Conference (W, L, Pct) and Overall (W, L, Pct) for teams: TEXAS, Texas A&M, SMU, TCU, Baylor, Rice

1928 table with columns for Conference (W, L, Pct) and Overall (W, L, Pct) for teams: TEXAS, Baylor, Texas A&M, TCU, SMU, Rice

1929 table with columns for Conference (W, L, Pct) and Overall (W, L, Pct) for teams: TEXAS, Baylor, Texas A&M, TCU, Rice, SMU

1930 table with columns for Conference (W, L, Pct) and Overall (W, L, Pct) for teams: TEXAS, TCU, Baylor, Texas A&M, Rice, SMU

1931 table with columns for Conference (W, L, Pct) and Overall (W, L, Pct) for teams: Texas A&M, TEXAS, Baylor, Rice, SMU, TCU

1932 table with columns for Conference (W, L, Pct) and Overall (W, L, Pct) for teams: TEXAS, Rice, TCU, Baylor, Texas A&M, SMU

1933 table with columns for Conference (W, L, Pct) and Overall (W, L, Pct) for teams: TCU, TEXAS, Texas A&M, Baylor, SMU. Note: (Rice did not compete; National Depression)

1934 table with columns for Conference (W, L, Pct) and Overall (W, L, Pct) for teams: Texas A&M, TEXAS, TCU, Baylor. Note: (Rice, SMU did not compete; National Depression)

1935 table with columns for Conference (W, L, Pct) and Overall (W, L, Pct) for teams: TEXAS, Texas A&M, Baylor, TCU. Note: (Rice, SMU did not compete; National Depression)



T YEAR-BY-YEAR CONFERENCE STANDINGS



1957						
Team	Conference			Overall		
	W	L	Pct.	W	L	Pct.
TEXAS	12	1	.923	20	7	.741
TCU	8	4	.667	8	4	.667
SMU	6	7	.462	11	10	.524
Baylor	4	7	.364	10	11	.476
Rice	5	10	.333			
Texas A&M	4	10	.286	5	15	.250

1964						
Team	Conference			Overall		
	W	L	Pct.	W	L	Pct.
Texas A&M	12	3	.800	19	8	.704
Baylor	10	5	.667	18	7	.720
TEXAS	10	5	.667	16	7	.696
TCU	5	8	.385	11	12	.478
SMU	3	10	.231	6	14	.300
Rice	3	12	.200	7	17	.292

1968						
Team	Conference			Overall		
	W	L	Pct.	W	L	Pct.
TEXAS	12	4	.750	23	11	.676
TCU	13	5	.722	20	9	.690
Texas A&M	10	5	.667	21	7	.750
Baylor	9	7	.563	14	13	.519
SMU	7	11	.389	10	14	.417
Rice	6	12	.333	10	15	.400
#Texas Tech	2	15	.118	9	20	.310

#Began SWC play in 1968.

1958						
Team	Conference			Overall		
	W	L	Pct.	W	L	Pct.
TEXAS	13	2	.867	21	8	.724
SMU	9	6	.600	11	11	.500
Rice	8	6	.571			
Texas A&M	6	8	.429	11	11	.500
TCU	4	9	.308	6	12	.333
Baylor	2	11	.154	5	17	.227

1965						
Team	Conference			Overall		
	W	L	Pct.	W	L	Pct.
TEXAS	11	4	.733	20	7	.741
Texas A&M	10	5	.667	16	7	.696
Baylor	9	6	.600	18	7	.720
SMU	6	9	.400	6	17	.261
Rice	5	10	.333	10	15	.400
TCU	4	11	.267	12	13	.480

1969						
Team	Conference			Overall		
	W	L	Pct.	W	L	Pct.
TEXAS	14	2	.875	40	6	.870
TCU	9	6	.600	22	8	.733
Texas Tech	9	7	.563	13	13	.500
Rice	7	6	.538	14	11	.560
Texas A&M	7	8	.467	15	11	.577
Baylor	6	11	.353	10	17	.370
SMU	2	14	.125	5	21	.192

1959						
Team	Conference			Overall		
	W	L	Pct.	W	L	Pct.
TEXAS A&M	11	4	.733	18	9	.667
TEXAS	9	5	.643	15	7	.682
Rice	7	7	.500	14	10	.583
SMU	6	8	.429	12	10	.545
Baylor	6	9	.400	12	13	.480
TCU	4	10	.286	11	13	.458

1966						
Team	Conference			Overall		
	W	L	Pct.	W	L	Pct.
#TEXAS	9	6	.600	24	9	.727
#Baylor	9	6	.600	18	10	.643
#Texas A&M	9	6	.600	20	8	.714
#TCU	9	6	.600	21	9	.700
Rice	5	10	.333	14	11	.560
SMU	4	11	.267	11	16	.407

#Quad-champion (Texas advanced to NCAA Tournament on coin flip)

1970						
Team	Conference			Overall		
	W	L	Pct.	W	L	Pct.
TEXAS	14	1	.933	45	8	.849
Texas A&M	13	4	.765	25	9	.735
Rice	10	7	.588	18	11	.621
TCU	9	8	.529	17	15	.531
Texas Tech	5	10	.333	12	16	.429
Baylor	4	14	.222	16	21	.432
SMU	3	14	.176	3	29	.094

1960						
Team	Conference			Overall		
	W	L	Pct.	W	L	Pct.
TEXAS	13	2	.867	21	3	.875
Baylor	10	5	.667	15	7	.682
Rice	10	5	.667	17	8	.680
SMU	5	8	.385	7	9	.438
TCU	3	11	.214	3	13	.188
Texas A&M	1	11	.083	5	17	.227

1967						
Team	Conference			Overall		
	W	L	Pct.	W	L	Pct.
#TEXAS	10	5	.667	17	11	.607
#TCU	10	5	.667	20	9	.690
SMU	9	6	.600	19	9	.679
Texas A&M	7	8	.467	17	11	.607
Rice	5	10	.333	17	10	.630
Baylor	4	11	.267	8	17	.320

#Co-champion (Texas advanced to NCAA Tournament by defeating TCU 2 of 3 in SWC play)

1971						
Team	Conference			Overall		
	W	L	Pct.	W	L	Pct.
TEXAS	15	3	.833	33	11	.750
Texas A&M	12	6	.667	31	9	.775
Texas Tech	11	7	.611	26	14	.650
TCU	9	8	.529	22	19	.537
Baylor	7	10	.412	17	22	.436
SMU	4	13	.235	15	18	.455
Rice	3	14	.176	9	20	.310

1961						
Team	Conference			Overall		
	W	L	Pct.	W	L	Pct.
TEXAS	11	3	.786	22	6	.786
Baylor	10	4	.714	18	4	.818
Rice	6	6	.500	13	11	.542
Texas A&M	6	8	.429	14	10	.583
TCU	6	8	.429	7	16	.304
SMU	1	11	.083	5	16	.238

1962						
Team	Conference			Overall		
	W	L	Pct.	W	L	Pct.
TEXAS	12	2	.857	26	7	.788
Texas A&M	11	4	.733	18	7	.720
Baylor	9	5	.643	17	7	.708
TCU	6	9	.400	12	11	.522
Rice	4	9	.308	10	12	.455
SMU	0	13	.000	0	21	.000

1963						
Team	Conference			Overall		
	W	L	Pct.	W	L	Pct.
#TEXAS	12	3	.800	24	7	.774
#TCU	12	3	.800	21	4	.840
Texas A&M	9	6	.600	15	10	.600
Baylor	7	8	.467	13	11	.542
Rice	2	11	.154	9	17	.346
SMU	1	12	.077	5	17	.227

#Co-champion (Texas advanced to NCAA Tournament by defeating TCU 2 of 3 in SWC play)



1962 – Texas celebrates victory over Texas A&M

x-Conference Tournament Champion





Team	1972 Conference			Overall		
	W	L	Pct.	W	L	Pct.
	#TEXAS	12	6	.667	50	9
#TCU	12	6	.667	29	13	.690
Rice	11	7	.611	19	12	.613
Texas A&M	10	8	.556	27	13	.675
SMU	6	12	.333	22	20	.524
Texas Tech	6	12	.333	23	19	.548
Baylor	6	12	.333	20	20	.500

#Co-champion (Texas advanced to NCAA Tournament by defeating TCU 2 of 3 in SWC play)

Team	1975 Conference			Overall		
	W	L	Pct.	W	L	Pct.
	TEXAS	23	1	.958	59	6
Texas A&M	17	7	.708	32	15	.681
TCU	12	12	.500	29	17	.630
Baylor	11	13	.458	25	19	.568
Rice	11	13	.458	19	16	.543
Texas Tech	9	15	.375	22	23	.489
Arkansas	8	14	.364	20	22	.476
Houston	8	16	.333	18	25	.419
SMU	7	15	.318	12	22	.353

Team	1978 Conference			Overall		
	W	L	Pct.	W	L	Pct.
	Texas A&M	19	5	.792	39	16
Arkansas	18	6	.750	31	13	.705
x-Baylor	15	9	.625	32	19	.627
Houston	14	10	.583	30	21	.588
TEXAS	12	12	.500	36	17	.679
SMU	9	15	.375	25	29	.463
Texas Tech	8	16	.333	23	25	.479
TCU	7	17	.292	17	29	.370
Rice	6	18	.250	18	29	.383

Team	1973 Conference			Overall		
	W	L	Pct.	W	L	Pct.
	TEXAS	15	3	.833	50	7
TCU	12	7	.632	31	12	.721
Texas A&M	9	8	.529	19	9	.679
Baylor	9	9	.500	21	17	.553
#Houston	8	11	.421	15	16	.484
Rice	6	10	.375	16	14	.533
Texas Tech	6	10	.375	12	16	.429
SMU	5	12	.294	10	18	.357

#Began SWC play in 1973.

Team	1976 Conference			Overall		
	W	L	Pct.	W	L	Pct.
	TEXAS	19	5	.792	48	16
Texas A&M	15	6	.714	40	13	.755
Houston	16	8	.667	31	15	.674
Baylor	14	10	.583	23	19	.548
Arkansas	12	12	.500	31	15	.674
Texas Tech	10	11	.476	32	21	.604
Rice	10	14	.417	17	22	.436
TCU	8	15	.348	22	24	.478
SMU	0	23	.000	2	33	.057

Team	1979 Conference			Overall		
	W	L	Pct.	W	L	Pct.
	x-TEXAS	22	2	.917	61	8
Arkansas	19	5	.792	49	15	.766
Baylor	13	9	.591	34	15	.694
Texas A&M	13	10	.565	30	20	.600
Houston	11	13	.458	27	17	.614
Texas Tech	9	15	.375	16	23	.410
SMU	7	16	.304	21	26	.447
TCU	7	17	.292	21	24	.467
Rice	5	19	.208	20	29	.408

Team	1974 Conference			Overall		
	W	L	Pct.	W	L	Pct.
	TEXAS	20	4	.833	54	8
Texas A&M	17	7	.708	31	13	.705
TCU	14	10	.583	31	17	.646
Rice	12	11	.522	24	18	.571
Baylor	12	12	.500	25	19	.568
Houston	10	13	.435	20	21	.488
#Arkansas	9	15	.375	22	21	.512
Texas Tech	9	15	.375	11	22	.333
SMU	4	20	.167	16	26	.381

#Rejoined SWC baseball play in 1974.

Team	1977 Conference			Overall		
	W	L	Pct.	W	L	Pct.
	Texas A&M	18	4	.818	37	16
TEXAS	17	7	.708	53	10	.841
x-Baylor	15	9	.625	43	15	.741
Arkansas	14	10	.583	33	18	.647
Texas Tech	12	12	.500	25	24	.510
Houston	11	12	.478	27	17	.614
TCU	9	13	.409	22	22	.500
Rice	7	15	.318	15	26	.366
SMU	1	22	.043	14	33	.298

Team	1980 Conference			Overall		
	W	L	Pct.	W	L	Pct.
	x-TEXAS	18	6	.750	53	13
Texas A&M	17	6	.739	38	14	.731
Arkansas	15	8	.652	44	22	.667
Texas Tech	14	10	.583	28	23	.549
Baylor	12	12	.500	25	19	.568
Rice	8	16	.333	14	29	.326
TCU	7	14	.333	19	28	.404
SMU	7	15	.318	21	22	.488
Houston	6	17	.261	17	28	.378



1975 – National Champions

Team	1981 Conference			Overall		
	W	L	Pct.	W	L	Pct.
	x-TEXAS	16	5	.762	61	11
Arkansas	12	9	.571	31	21	.596
Houston	11	9	.550	32	20	.615
Rice	11	10	.524	34	23	.596
Texas A&M	10	10	.500	35	16	.686
TCU	9	12	.429	27	19	.587
Texas Tech	8	13	.381	28	20	.583
Baylor	6	15	.286	21	24	.467

Team	1982 Conference			Overall		
	W	L	Pct.	W	L	Pct.
	x-TEXAS	12	4	.750	59	6
Houston	13	6	.684	42	14	.750
Arkansas	13	8	.619	40	15	.727
Texas A&M	10	10	.500	33	19	.635
Texas Tech	9	10	.474	21	22	.488
Baylor	9	12	.429	25	22	.532
Rice	8	13	.381	34	23	.596
TCU	4	15	.211	16	25	.390

Team	1983 Conference			Overall		
	W	L	Pct.	W	L	Pct.
	x-TEXAS	18	3	.857	66	14
Arkansas	13	8	.619	44	21	.677
Houston	13	8	.619	43	15	.741
Baylor	11	10	.524	26	22	.542
Rice	11	10	.524	36	16	.692
Texas Tech	8	13	.381	18	23	.439
TCU	6	15	.286	18	23	.439
Texas A&M	4	17	.190	24	21	.533



T YEAR-BY-YEAR CONFERENCE STANDINGS



1984						
Team	Conference			Overall		
	W	L	Pct.	W	L	Pct.
x-TEXAS	16	5	.762	60	14	.811
Rice	13	8	.619	41	14	.745
Texas A&M	13	8	.619	41	21	.661
Arkansas	12	9	.571	40	16	.714
Baylor	9	12	.429	26	23	.531
Texas Tech	9	12	.429	33	22	.600
Houston	6	15	.286	32	33	.492
TCU	6	15	.286	25	22	.532

1985						
Team	Conference			Overall		
	W	L	Pct.	W	L	Pct.
TEXAS	16	5	.762	64	14	.821
Baylor	14	7	.667	42	13	.764
x-Arkansas	13	7	.650	51	15	.773
Houston	12	9	.571	44	17	.721
Texas A&M	12	9	.571	39	16	.709
TCU	9	12	.429	35	17	.673
Rice	5	15	.250	27	21	.563
Texas Tech	2	19	.095	18	33	.353

1986						
Team	Conference			Overall		
	W	L	Pct.	W	L	Pct.
#TEXAS	16	5	.762	51	14	.785
#x-Texas A&M	16	5	.762	45	23	.662
Arkansas	15	6	.714	43	17	.717
Baylor	12	9	.571	40	22	.645
Houston	8	13	.381	35	23	.603
Texas Tech	7	14	.333	34	25	.576
Rice	5	16	.238	34	26	.567
TCU	5	16	.238	31	29	.517

#Co-champion (Texas received SWC Title by defeating Texas A&M 3 of 3 in SWC play)

1987						
Team	Conference			Overall		
	W	L	Pct.	W	L	Pct.
x-TEXAS	18	3	.857	61	11	.847
Arkansas	17	4	.810	51	16	.761
Texas A&M	14	7	.667	44	22	.667
Houston	11	10	.524	40	24	.625
Baylor	9	12	.429	38	15	.717
Texas Tech	6	15	.286	21	28	.429
Rice	5	16	.238	24	23	.511
TCU	4	17	.190	24	35	.407

1988						
Team	Conference			Overall		
	W	L	Pct.	W	L	Pct.
x-TEXAS	18	2	.900	58	11	.841
Texas A&M	17	4	.810	52	15	.776
Arkansas	12	9	.571	39	23	.629
Baylor	9	12	.429	25	31	.446
TCU	8	13	.381	27	32	.458
Texas Tech	7	14	.333	34	25	.576
Houston	6	14	.300	33	22	.600
Rice	6	15	.286	31	28	.525

1989						
Team	Conference			Overall		
	W	L	Pct.	W	L	Pct.
#x-Texas A&M	17	4	.810	58	7	.892
#-Arkansas	17	4	.810	51	16	.761
TEXAS	14	7	.667	54	18	.750
Houston	9	12	.429	43	17	.717
Texas Tech	9	12	.429	32	22	.593
TCU	7	14	.333	37	22	.627
Baylor	7	14	.333	32	19	.627
Rice	4	17	.190	28	30	.483

#Co-champion

1990						
Team	Conference			Overall		
	W	L	Pct.	W	L	Pct.
Arkansas	16	5	.762	47	15	.758
x-TEXAS	15	5	.750	51	17	.750
Houston	12	9	.571	44	23	.657
Rice	11	9	.550	33	29	.532
Texas A&M	11	10	.524	43	17	.717
Baylor	9	12	.429	33	19	.635
Texas Tech	5	16	.238	31	29	.517
TCU	4	17	.190	27	32	.458

1991						
Team	Conference			Overall		
	W	L	Pct.	W	L	Pct.
x-TEXAS	14	7	.667	48	18	.727
Texas A&M	13	8	.619	44	23	.657
Baylor	12	9	.571	40	20	.667
TCU	10	11	.476	34	25	.576
Arkansas	10	11	.476	40	22	.645
Houston	10	11	.476	37	19	.661
Texas Tech	9	12	.429	42	18	.700
Rice	6	15	.286	16	34	.320

1992						
Team	Conference			Overall		
	W	L	Pct.	W	L	Pct.
TEXAS	28	8	.778	48	17	.738
Texas A&M	22	14	.611	41	20	.672
Baylor	17	19	.472	29	26	.527
Texas Tech	15	19	.441	29	25	.537
Rice	15	21	.417	29	26	.527
TCU	14	22	.389	25	30	.455
Houston	13	21	.382	25	28	.472

1993						
Team	Conference			Overall		
	W	L	Pct.	W	L	Pct.
Texas A&M	15	3	.833	53	11	.828
Texas Tech	11	7	.611	43	15	.741
x-Baylor	11	7	.611	41	19	.683
TEXAS	11	7	.611	51	16	.761
Rice	7	11	.389	36	18	.667
TCU	7	11	.389	34	22	.607
Houston	3	15	.167	31	24	.564

1994						
Team	Conference			Overall		
	W	L	Pct.	W	L	Pct.
TCU	14	4	.778	38	22	.633
Rice	12	6	.667	34	21	.618
Texas Tech	12	6	.667	40	17	.702
x-TEXAS	9	9	.500	43	21	.672
Texas A&M	6	12	.333	31	22	.585
Baylor	6	12	.333	24	28	.462
Houston	4	14	.222	30	26	.536

1995						
Team	Conference			Overall		
	W	L	Pct.	W	L	Pct.
x-Texas Tech	16	8	.667	51	14	.785
Rice	15	9	.625	43	19	.694
Texas A&M	15	9	.625	44	22	.667
TEXAS	14	10	.583	44	19	.698
TCU	11	13	.458	27	29	.482
Baylor	7	14	.333	25	28	.472
Houston	6	18	.250	26	29	.473

1996						
Team	Conference			Overall		
	W	L	Pct.	W	L	Pct.
TEXAS	17	7	.708	39	24	.619
Texas Tech	15	9	.625	49	15	.766
Texas A&M	12	12	.500	37	21	.638
TCU	11	13	.458	34	33	.507
Baylor	11	13	.458	32	27	.542
x-Rice	9	15	.375	42	23	.646
Houston	9	15	.375	29	28	.509



x-Conference Tournament Champion





YEAR-BY-YEAR CONFERENCE STANDINGS



BIG 12 CONFERENCE

1997

Team	Conference			Overall		
	W	L	Pct.	W	L	Pct.
Texas Tech	23	7	.767	46	14	.767
Oklahoma State	21	9	.700	46	19	.708
Texas A&M	19	11	.633	39	22	.639
x-Oklahoma	18	11	.621	39	20	.661
Baylor	18	12	.600	32	23	.582
Missouri	15	14	.517	31	27	.534
TEXAS	12	15	.444	29	22	.569
Kansas	12	18	.400	31	25	.554
Kansas State	10	20	.333	32	24	.571
Nebraska	7	23	.233	27	35	.435
Iowa State	6	21	.222	21	31	.404

1998

Team	Conference			Overall		
	W	L	Pct.	W	L	Pct.
Texas A&M	21	9	.700	46	20	.697
Baylor	18	10	.643	41	20	.672
x-Texas Tech	18	11	.621	44	20	.688
Oklahoma	17	11	.607	42	20	.677
Missouri	17	12	.586	36	18	.667
Oklahoma State	15	12	.556	40	21	.656
Nebraska	10	13	.435	24	20	.545
TEXAS	11	18	.379	23	32	.418
Iowa State	10	18	.357	20	27	.426
Kansas State	9	19	.321	20	32	.385
Kansas	7	20	.259	22	29	.431

1999

Team	Conference			Overall		
	W	L	Pct.	W	L	Pct.
Texas A&M	23	6	.793	52	18	.743
Baylor	20	7	.741	50	15	.769
Texas Tech	18	8	.692	42	17	.712
Oklahoma State	18	9	.667	46	21	.687
x-Nebraska	16	9	.640	42	18	.700
TEXAS	17	13	.567	36	26	.581
Missouri	14	13	.519	37	19	.661
Oklahoma	12	18	.400	30	29	.508
Kansas State	11	18	.379	26	29	.473
Kansas	4	26	.133	14	40	.259
Iowa State	2	28	.067	17	36	.321

2000

Team	Conference			Overall		
	W	L	Pct.	W	L	Pct.
Baylor	23	7	.767	45	17	.726
x-Nebraska	21	9	.700	51	17	.750
Oklahoma	20	10	.667	41	23	.641
TEXAS	19	10	.655	46	21	.687
Texas Tech	18	12	.600	36	26	.581
Oklahoma State	14	13	.519	36	22	.621
Missouri	13	14	.481	33	24	.579
Texas A&M	11	19	.367	23	35	.397
Kansas	10	20	.333	25	30	.455
Iowa State	7	23	.233	19	37	.339
Kansas State	5	24	.172	19	32	.373

2001

Team	Conference			Overall		
	W	L	Pct.	W	L	Pct.
x-Nebraska	20	8	.714	46	14	.767
Texas Tech	19	10	.650	40	19	.678
TEXAS	19	11	.633	35	24	.593
Baylor	17	10	.630	36	22	.621
Oklahoma State	16	14	.533	41	20	.672
Texas A&M	15	15	.500	33	27	.550
Oklahoma	13	16	.450	25	33	.431
Iowa State	11	15	.423	24	29	.453
Kansas State	10	17	.370	25	28	.472
Missouri	11	19	.367	31	24	.564
Kansas	7	23	.233	26	30	.464

2002

Team	Conference			Overall		
	W	L	Pct.	W	L	Pct.
x-TEXAS	19	8	.704	57	15	.792
Nebraska	16	11	.593	47	21	.691
Texas Tech	16	11	.593	42	20	.677
Oklahoma	15	12	.556	35	27	.565
Oklahoma State	13	13	.500	37	21	.638
Kansas State	13	13	.500	30	25	.545
Baylor	13	13	.500	36	26	.581
Texas A&M	13	14	.500	35	24	.593
Missouri	9	16	.360	24	29	.453
Kansas	5	21	.192	22	29	.431

2003

Team	Conference			Overall		
	W	L	Pct.	W	L	Pct.
Nebraska	20	7	.731	47	18	.723
Texas A&M	19	8	.704	45	19	.714
x-TEXAS	19	8	.704	50	20	.714
Missouri	15	11	.577	36	22	.621
Baylor	15	12	.556	45	23	.662
Oklahoma State	14	13	.519	34	24	.586
Oklahoma	10	17	.370	23	31	.426
Kansas	9	18	.333	35	28	.556
Texas Tech	8	18	.308	30	25	.545
Kansas State	5	22	.185	15	37	.288

2004

Team	Conference			Overall		
	W	L	Pct.	W	L	Pct.
TEXAS	19	7	.731	58	15	.795
Oklahoma	19	8	.704	38	24	.613
Texas Tech	17	9	.654	40	21	.656
x-Oklahoma State	15	11	.677	38	24	.613
Texas A&M	14	12	.538	42	22	.656
Baylor	13	12	.520	29	31	.483
Missouri	12	14	.462	38	23	.621
Nebraska	11	16	.407	36	23	.610
Kansas	7	19	.269	31	31	.500
Kansas State	4	23	.148	26	30	.464

2005

Team	Conference			Overall		
	W	L	Pct.	W	L	Pct.
x-Nebraska	19	8	.704	57	15	.792
Baylor	19	8	.704	46	24	.657
TEXAS	16	10	.615	56	16	.778
Missouri	16	11	.593	40	23	.635
Oklahoma	14	13	.519	35	26	.574
Oklahoma State	12	15	.444	34	25	.576
Kansas	11	15	.423	36	28	.563
Texas Tech	9	16	.360	34	25	.576
Texas A&M	9	18	.333	30	25	.545
Kansas State	8	19	.296	30	25	.545

2006

Team	Conference				Overall			
	W	L	T	Pct.	W	L	T	Pct.
TEXAS	19	7	0	.731	41	21	0	.661
Oklahoma State	18	9	0	.667	41	20	0	.672
Oklahoma	17	10	0	.630	45	22	0	.672
Nebraska	17	10	0	.630	42	17	0	.712
Baylor	13	14	0	.481	37	25	0	.597
x-Kansas	13	14	0	.481	43	25	0	.632
Missouri	12	15	0	.444	35	28	0	.556
Texas Tech	9	16	1	.365	31	26	1	.543
Kansas State	8	17	2	.333	31	20	2	.604
Texas A&M	6	20	1	.241	25	30	1	.455

2007


Team	Conference				Overall			
	W	L	T	Pct.	W	L	T	Pct.
TEXAS	21	6	0	.778	46	17	0	.730
Missouri	19	8	0	.704	42	18	0	.700
Oklahoma State	16	11	0	.693	42	21	0	.667
Nebraska	14	13	0	.519	32	27	0	.542
x-Texas A&M	13	13	0	.500	48	19	0	.716
Baylor	12	15	0	.444	35	27	0	.565
Oklahoma	11	16	0	.407	34	24	0	.586
Kansas State	10	16	0	.385	34	24	0	.586
Kansas	9	17	0	.346	28	30	0	.483
Texas Tech	8	18	0	.308	28	27	0	.509



2002 – National Champions



2005 COLLEGE WORLD SERIES CHAMPIONS



Returning 15 players from a team that went 58-15 and finished in second place at the College World Series (CWS) in 2004, the Longhorns began the 2005 season ranked No. 1.

With high expectations in tow, Texas lived up to its preseason ranking early on by rattling off 16 straight wins, including a three-game sweep of No. 5 Stanford at home, to open the year. Following their first loss of the season at No. 10 Arizona on March 5, the Horns proceeded to win their series with the Wildcats by a 2-1 count, earn a 7-0 victory over No. 9 Rice and post three wins over Purdue to close out their non-conference slate with a 21-1 record.

Big 12 Conference play started with three losses to No. 16 Baylor, but Texas rebounded by winning 13 of its next 15 league tilts, including series wins at No. 4 Nebraska and at Oklahoma State. Also included in that stretch was a 7-6 victory at No. 15 Rice and a three-game sweep of Oklahoma at home that included a no-hitter by redshirt freshman Adrian Alaniz, the 19th in school history.

Despite the surge, the Longhorns dropped three of their final four conference road games and settled for a third-place finish with a 16-10 mark. Texas headed to the Big 12 Tournament in Oklahoma City, Okla., with a number of players unavailable due to injuries. After dropping their opener, the Longhorns responded with wins over Kansas and Oklahoma State to move into the semifinal round. Although they battled toe-to-toe with No. 13 Baylor in the semifinals, the Bears pulled out a one-run victory and eliminated UT from the Big 12 Championship.

With a 45-14 record, the Horns received an at-large bid to the NCAA Tournament. They also gained some time to rest their injured players prior to hosting one of the 16 regional tournaments at Disch-Falk Field, which included Arkansas, Miami (Ohio) and Quinnipiac.

Following an opening-round win over Quinnipiac, the Horns incurred a tough 9-2 loss to Arkansas and faced elimination. With their backs against the wall, Texas posted wins over Miami and the Razorbacks to force a deciding game in the regional against Arkansas. Scoring three unanswered runs between the sixth and eighth innings during the clinching contest, UT broke a 2-2 tie and captured its 30th regional title with a 5-2 win. With the victory, Texas moved on to the super regional round to face No. 8 Mississippi in Oxford, Miss.

Assigned the tough task of having to take two of three games from the Rebels on the road to advance to Omaha, the Longhorns began from behind. Although they held a lead late in the opener, the game was suspended until the next day due to thunderstorms. In the resumption of that contest, Ole Miss put together an improbable four-run seventh off NCBWA Stopper of the Year J. Brent Cox en route to clinching a 6-4 victory.

Facing elimination, Texas had to pull out a victory a few hours later to keep its hopes alive. Riding the arm of Alaniz, who allowed only one

run over 6.2 innings, UT built a 3-1 lead heading into the seventh. Buck Cody pitched a scoreless 1.1 frames to move the game to the ninth. The Rebels managed to load the bases with one out against Cox, but the All-American induced a game-ending double play.

The super regional now came down to one final game on June 13. While both teams scored early, the game settled down into a 3-3 tie heading into the bottom of the sixth. Will Crouch hit a solo home run and Robby Hudson added an RBI-single to give UT a 5-3 lead. Ole Miss responded with a run in the eighth, but UT came right back in the bottom of the frame with a run of its own to make it a 6-4 game. Cox came on for the ninth and with two runners on and two outs, he struck out his next batter to send Texas to its 32nd CWS appearance.

Advancing to Omaha for the fifth time in the last six seasons, the Longhorns faced a tough road with Baylor, No. 1 Tulane and Oregon State in their half of the eight-team bracket. In the opener, Texas drew the Bears who the Horns had lost to four straight times during the season.

Getting on track against No. 4 Baylor early, Texas received a first-inning, two-run home run from All-America Seth Johnston. Alaniz and Cox took care of the rest, limiting the Bears to one run on eight hits to seal a 5-1 victory.

Top-ranked Tulane was next on Texas' slate. Handed a 2-0 lead in the top of the first, UT starter Kyle McCulloch scattered six hits over seven innings and fanned seven Green Wave to combine with Cox on a 5-0 win, the Longhorns' first CWS shutout since 1983.

Needing one more win to play for the National Championship, Texas faced Baylor, once again. Trailing 3-2 in the bottom of the eighth, UT plated the tying run when Nick Peoples scored on a sacrifice fly by All-American Drew Stubbs. After a Bears' rally was averted in the top of the ninth on a diving catch by Stubbs that resulted in a double play, Chance Wheeless, who had suffered a shoulder injury earlier in the game, led off the bottom of the inning with a dramatic solo home run to lift Texas to a 4-3 victory.

Playing for the national title for the third time in the last four years, the Horns would now face SEC Champion Florida in a best-of-three showdown to decide the 2005 crown.

In game one, Texas built a 4-0 lead by the fourth, which was more than enough for Alaniz and Cox. The pair combined to allow only two runs on four hits while striking out 11 in a 4-2 victory.

With Florida facing elimination, McCulloch delivered again. While the first-team All-Big 12 hurler held the Gators hitless through the first four innings, the Horns grabbed a 2-0 lead on a RBI-single from David Maroul in the second and an error in the fourth. Two innings later, Wheeless connected on a solo home run in front of a three-run round-tripper by Maroul to give Texas a 6-0 lead. Florida cut the lead to 6-2 in the seventh on a two-run home run, but Randy Boone and Cox worked a combined 2.1 innings of one-hit relief to seal the Horns' sixth National Championship.

Throughout the season, a different Texas player stepped up to lead the way. Accolades for the Horns included three All-Americans, two Freshman All-Americans and 16 All-Big 12 selections in addition to Augie Garrido earning National Coach of the Year for the sixth time in his career. Texas had six players named to the CWS All-Tournament team and six tabbed to the NCAA Austin Regional All-Tournament team. Taylor Teagarden earned the regional's Most Outstanding Player and Maroul picked up that same honor in Omaha.



2002 COLLEGE WORLD SERIES CHAMPIONS

Prior to the start of the 2002 season, head coach Augie Garrido hung a list of goals for the upcoming year on the wall of the Longhorns' locker room. The list read as follows: Win the Game, Win the Big 12 Conference, Win the Big 12 Tournament, Win the NCAA Regional, Win the NCAA Super Regional, Win the College World Series. While some of these goals may have seemed lofty at the start, the list revealed a process of development and a perspective to maintain throughout the course of a college baseball season. With their focus set, the Longhorns opened the campaign with a 13-2 overall record, but stumbled out of the gate in Big 12 Conference play with a 2-4 mark. Resilient in their quest for Texas' first-ever Big 12 title, the Horns rebounded by winning 17 of their next 21 conference tilts and following a series sweep over Texas A&M, finished the Big 12 season with a 19-8 record and claimed their first conference crown since 1996.



Texas headed to the conference tournament, at The Ballpark in Arlington, as the league's No. 1 seed. Texas dropped an 8-4 decision to Texas A&M in its tourney opener and had its back against the wall in the double-elimination bracket. With the odds heavily against them, the Horns proved their mettle again with wins over Oklahoma State and Texas A&M and a doubleheader sweep of Oklahoma to reach the title game against Nebraska. Tied 6-6 heading into the top of the 10th inning of the championship game, the Horns plated three runs for a 9-6 win over the Huskers and their first-ever Big 12 Tournament Championship. During its league tournament run, UT set tournament records for home runs (10) and pitcher strikeouts (47).

With two titles in hand, the Longhorns hosted their first NCAA Regional Tournament since 1996. Texas made quick work of the four-team field by claiming a 7-2 victory over Central Connecticut State in their opener and notching consecutive wins over Baylor to advance to the NCAA Super Regional round.

Paired against in-state rival Houston in a best-of-three series at Disch-Falk Field, Texas had to fight from behind as UH stunned the opening-game crowd of 7,209 with a 2-0 victory over the Horns. Never doubting their ability to come back, the Horns responded in game two with a 17-2 win over the Cougars to even the series at 1-1. In a winner-take-all game, UT earned a 5-2 win for the super regional title and its NCAA-record 29th CWS appearance.

In their CWS opener vs. Rice, who they had defeated twice during the season, the Longhorns posted a hard-fought 2-1 victory, giving UT its first CWS win since 1993 and the first-ever CWS victory for a Big 12 Conference school. Texas drew Stanford in the winner's bracket and pulled off an 8-7 triumph over the Cardinal, putting the Horns within one game of the championship game.

Stanford survived its elimination game, setting up a rematch between the Horns and the CWS runner-up in each of the past two seasons. The Cardinal jumped out early in this matchup, but Texas fought back and snapped a 5-5 tie in the top of the seventh with a solo home run from junior Dustin Majewski for its third one-run victory of the CWS and its first berth in the National Championship Game since 1989.

Facing South Carolina in the title game (a rematch of the 1975

national title game that UT won 5-1), Texas sent All-America left-hander Justin Simmons to the mound. After the Gamecocks took a 1-0 lead in the top of the first, the Horns jumped in front by a score of 4-2 at the end of two full frames before establishing a 7-2 advantage after a three-run home run from senior Chris Carmichael in the fifth. South Carolina pulled within 8-6 by scoring two runs in both the seventh and eighth innings, but UT answered with four more runs in the bottom of the eighth and freshman Huston Street recorded the final five outs to close out the 12-6 win and give Texas its first national title since 1983.

Street earned the CWS Most Outstanding Player Award after posting a CWS-record four saves. Simmons, Majewski and sophomores Tim Moss and Omar Quintanilla were named to the CWS All-Tournament Team. A school-record 11 Longhorns garnered All-Big 12 accolades and four others picked up All-America recognition. Finishing with a 57-15 mark Texas was led by more than just a few select individuals. The 2002 Longhorns won with teamwork and unselfishness as each player on its roster came through with big plays and clutch performances to help UT win each of the five championships that it set out to claim at the beginning of the year.



1983 COLLEGE WORLD SERIES CHAMPIONS



Some seasons are called “storybook” in the clichés of sports, and some are just beyond that. For Texas, the 1983 season still ranks in another category.

The Longhorns won their fourth national championship—their second under head coach Cliff Gustafson—in five straight games at Omaha. The championship season, however, was one where UT kept dodging bullets on the way to the throne. Texas faced elimination in the six-team regional, and then had to come from behind to win in four of its five College World Series (CWS) games.

It was Gustafson’s “ragtag” army ... a team that won hearts as well as games. Texas finished 66-14, playing and winning more games than any team in school history.

The Longhorns did it with the traditional Gustafson mainstays: great pitching and defense. Texas led the nation in pitching with a 2.72 staff ERA and finished fourth in team fielding with a .966 percentage.

Pitcher Calvin Schiraldi was named an All-American with a 14-2 record, and he and teammates Roger Clemens (13-5) and Mike Capel (13-1) all ranked in the nation’s top 10 in victories.

Texas claimed its 56th Southwest Conference title with an 18-3 record, seizing the title in the next-to-last league series of the year.

In big moments, Texas was superb, but at other times it was not. That was the interesting enigma that was the 1983 team; it could lose a doubleheader to an unknown non-conference foe and then sweep a series against such impressive opponents as Cal State Fullerton and Arizona State.

Its heroes were many and varied. First baseman Jose Tolentino hit .339, collected 67 hits and drove in 73 runs, while Kirk Killingsworth appeared in 30 games as a reliever and had a 12-3 record. In the team’s 66 wins, 16 different players delivered game-winning blows.

The club faced elimination two games into the six-team regional at Disch-Falk Field, but bounced back to beat Tulane and Pan American and toppled Mississippi State twice to advance to Omaha.

At the CWS, Texas defeated James Madison in the opener and came from behind to defeat Oklahoma State, Alabama and Michigan before scoring a 4-3 championship victory over Alabama.

By winning the College World Series in five straight games, the Longhorns became only the 10th team in NCAA history to go through the Series unbeaten.

1975 COLLEGE WORLD SERIES CHAMPIONS



It was the kind of season of which national championships are made, so it was not all that unlikely when Texas and Cliff Gustafson won the NCAA College World Series and returned the national title to UT for the first time in 25 years.

Records fell and the national championship pennant went up as the Longhorns recorded a 59-6 mark, which included a Southwest Conference record of 23-1.

In what was expected to be the toughest SWC race in years, Texas opened with a come-from-behind, extra-inning win over Houston and then stormed through the league. Only a bottom-of-the-ninth homer by Texas A&M in the season’s finale kept UT from becoming the conference’s first unbeaten team since 1946.

It was Texas’ 50th SWC title in the league’s 60 years of competition and it served as the launching pad for the Horns to sweep through the South Central Regional against South Alabama, Louisiana Tech and Pan American.

While the hitters were batting their way to records, the pitchers were chalking up a school-record 16 shutouts. Jim Gideon, who closed his Texas career with a record 40 victories, and Keith Moreland, who set numerous hitting standards, were both named All-Americans for the second time.

Another pair of stars stole the limelight as Texas claimed the national crown in Omaha. Stealing the show were sophomore Mickey Reichenbach, who was the Series’ Most Outstanding Player with a .455 batting average, three doubles and a home run, and Richard Wortham, who was named to the All-Tournament pitching staff after blitzing South Carolina, 5-1, in the championship game.

Texas began the College World Series (CWS) with a 4-2 win over Oklahoma, but a 5-2 loss to Arizona State dropped the team into the loser’s bracket. On the brink of elimination, the Longhorn hitters came to life, posting a .363 batting average in wins over Seton Hall (12-10) and South Carolina (17-6).

With three teams left in the Series—Texas, Arizona State and South Carolina—it was time to draw for the bye to the championship game. Texas trainer Spanky Stephens, who had started as a student trainer and had made every trip to Omaha, picked the envelope for the Longhorns. Texas received its long-awaited break as Arizona State and South Carolina had to play the elimination game.

South Carolina knocked off Arizona State, 4-1, to set up the showdown between Gustafson, who rose through a storied career as a Texas high school coach to become one of the nation’s premier collegiate coaches, and Bobby Richardson, who made his way to college coaching after being an All-Star second baseman for the New York Yankees.

The tone was set early as Reichenbach hit a two-run home run in the third inning to stake Texas to a 3-0 lead. Wortham limited the Gamecocks to four hits while fanning nine batters to secure the win. Following the victory, the Longhorns returned to a cheering crowd in a packed Austin airport, bringing with them the CWS title.



1950 COLLEGE WORLD SERIES CHAMPIONS



Front Row (L-R): Robert F. Brock, Sigmund I. Wachalter, Frank J. Womack, Murray W. Wall, James F. Ehrler, Kal H. Segrist, W.E. Risenhoover Jr. Back Row: Assistant Trainer Jack Jones, Manager George W. Patterson Jr., Frank F. Kana, Eddie Burrows, Stuart Benson, Charles P. Gorin, Head Coach Bibb Falk. Not pictured: Ben Thompkins, Guss Vance Hrcncir.

1949 COLLEGE WORLD SERIES CHAMPIONS



Front Row (L-R): Frank J. Womack, Frank F. Kana, Al Joe Hunt, Ed Kneuper Jr., Jack G. Webb, Robert F. Brock, Charles P. Gorin. Back Row: Charles E. Munson, Manager William H. Blocker, James F. Ehrler, James M. Shamblin, Thomas B. Hamilton, Murray W. Wall, Don A. Russell, Assistant Trainer Jack Jones, Head Coach Bibb Falk.



NCAA COLLEGE WORLD SERIES

CWS ALL-TIME RESULTS/MOST OUTSTANDING PLAYERS

YEAR	CHAMPION (HEAD COACH)	SCORE	SECOND PLACE	THIRD PLACE	FOURTH PLACE	CWS MOP (SCHOOL)
1947	California (Clint Evans)#	8-7	Yale	* TEXAS	* New York University	Not Awarded
1948	USC (Sam Barry)	9-2	Yale	* Baylor	* Lafayette	Not Awarded
1949	TEXAS (Bibb Falk)#	10-3	Wake Forest	USC	St. John's (N.Y.)	Tom Hamilton, 1B (TEXAS)
1950	TEXAS (Bibb Falk)	3-0	Washington State	Rutgers	Wisconsin	Ray Van Cleef, CF (Rutgers)
1951	Oklahoma (Jack Baer)#	3-2	Tennessee	* USC	* Utah	Sidney Hatfield, P-1B (Tennessee)
1952	Holy Cross (Jack Barry)	8-4	Missouri	* Western Michigan	* Penn State	James O'Neill, P (Holy Cross)
1953	Michigan (Ray Fisher)	7-5	TEXAS	Lafayette	Boston College	J.L. Smith, P (TEXAS)
1954	Missouri (John Simmons)	4-1	Rollins	Michigan State	Oklahoma State	John Yewcic, C (Michigan State)
1955	Wake Forest (Taylor Sanford)	7-6	Western Michigan	Oklahoma State	Arizona	Tom Borland, P (Oklahoma State)
1956	Minnesota (Dick Siebert)	12-1	Arizona	* Bradley	* Mississippi	Jerry Thomas, P (Minnesota)
1957	California (George Wolfman)#	1-0	Penn State	* Iowa State	* Notre Dame	Cal Emery, P-1B (Penn State)
1958	USC (Rod Dedeaux)	8-7 (a)	Missouri	* Holy Cross	* Western Michigan	Bill Thom, P (USC)
1959	Oklahoma State (Toby Greene)	5-3	Arizona	Fresno State	Penn State	Jim Dobson, 3B (Oklahoma State)
1960	Minnesota (Dick Siebert)	2-1 (b)	USC	* Oklahoma State	* Arizona State	John Erickson, 2B (Minnesota)
1961	USC (Rod Dedeaux)#	1-0	Oklahoma State	* Boston College	* Syracuse	Littleton Fowler, P (Oklahoma State)
1962	Michigan (Don Lund)	5-4 (c)	Santa Clara	TEXAS	Florida State	Bob Garibaldi, P (Santa Clara)
1963	USC (Rod Dedeaux)	5-2	Arizona	* Missouri	* TEXAS	Bud Hollowell, C (USC)
1964	Minnesota (Dick Siebert)	5-1	Missouri	Maine	Southern California	Joe Ferris, P (Maine)
1965	Arizona State (Bobby Wrinkles)	2-1	Ohio State	* St. Louis	* Washington State	Sal Bando, 3B (Arizona State)
1966	Ohio State (Marty Karow)	8-2	Oklahoma State	USC	St. John's (N.Y.)	Steve Arlin, P (Ohio State)
1967	Arizona State (Bobby Wrinkles)	11-2	Houston	Stanford	Auburn	Ron Davini, C (Arizona State)
1968	USC (Rod Dedeaux)#	4-3	Southern Illinois	* North Carolina State	* St. John's (N.Y.)	Bill Seinsoth, 1B (USC)
1969	Arizona State (Bobby Wrinkles)	10-1	Tulsa	New York University	TEXAS	John Dolinsek, LF (Arizona State)
1970	USC (Rod Dedeaux)	2-1 (c)	Florida State	TEXAS	Ohio	Gene Ammann, P (Florida State)
1971	USC (Rod Dedeaux)	7-2	Southern Illinois	Tulsa	Pan American	Jerry Tabb, 1B (Tulsa)
1972	USC (Rod Dedeaux)	1-0	Arizona State	* Temple	* TEXAS	Russ McQueen, P (USC)
1973	USC (Rod Dedeaux)#	4-3	Arizona State	* Minnesota	* TEXAS	Dave Winfield, P (Minnesota)
1974	USC (Rod Dedeaux)	7-3	Miami (Fl.)	Southern Illinois	TEXAS	George Milke, P (USC)
1975	TEXAS (Cliff Gustafson)	5-1	South Carolina	Arizona State	Oklahoma	Mickey Reichenbach, 1B (TEXAS)
1976	Arizona (Jerry Kindall)	7-1	Eastern Michigan	Arizona State	Maine	Steve Powers, P-DH (Arizona)
1977	Arizona State (Jim Brock)	2-1	South Carolina	Southern Illinois	Cal State Los Angeles	Bob Horner, 2B (Arizona State)
1978	USC (Rod Dedeaux)#	10-3	Arizona State	North Carolina	Miami (Fl.)	Rod Boxberger, P (USC)
1979	Cal State Fullerton (Augie Garrido)	2-1	Arkansas	Pepperdine	TEXAS	Tony Hudson, P (Cal St. Fullerton)
1980	Arizona (Jerry Kindall)	5-3	Hawaii	California	Miami (Fl.)	Terry Francona, LF (Arizona)
1981	Arizona State (Jim Brock)	7-4	Oklahoma State	TEXAS	South Carolina	Stan Holmes, LF (Arizona State)
1982	Miami (Fl.) (Ron Fraser)#	9-3	Wichita State	* Maine	* TEXAS	Danny Smith, P (Miami (Fl.))
1983	TEXAS (Cliff Gustafson)#	4-3	Alabama	* Arizona	* Michigan	Calvin Schiraldi, P (TEXAS)
1984	Cal State Fullerton (Augie Garrido)	3-1	TEXAS	Oklahoma State	Arizona State	John Fishel, OF (Cal St. Fullerton)
1985	Miami (Fl.) (Ron Fraser)#	10-6	TEXAS	* Arkansas	* Mississippi State	Greg Ellena, DH (Miami (Fl.))
1986	Arizona (Jerry Kindall)	10-2	Florida State	Miami (Fl.)	Oklahoma State	Mike Senne, LF (Arizona)
1987	Stanford (Mark Marquess)	9-5	Oklahoma State	TEXAS	LSU	Paul Carey, OF (Stanford)
1988	Stanford (Mark Marquess)	9-4	Arizona State	Cal State Fullerton	Wichita State	Lee Plemel, P (Stanford)
1989	Wichita State (Gene Stephenson)	5-3	TEXAS	Florida State	LSU	Greg Brummett, P (Wichita State)
1990	Georgia (Steve Webber)	2-1	Oklahoma State	LSU	Stanford	Mike Rebhan, P (Georgia)
1991	LSU (Skip Bertman)#	6-3	Wichita State	Creighton	Florida	Gary Hymel, C (LSU)
1992	Pepperdine (Andy Lopez)#	3-2	Cal State Fullerton	Miami (Fl.)	TEXAS	Phil Nevin, 3B (Cal State Fullerton)
1993	LSU (Skip Bertman)	8-0	Wichita State	Long Beach State	Oklahoma State	Todd Walker, 2B (LSU)
1994	Oklahoma (Larry Cochell)#	13-5	Georgia Tech	Arizona State	Cal State Fullerton	Chip Glass, OF (Oklahoma)
1995	Cal State Fullerton (Augie Garrido)#	11-5	USC	Miami (Fl.)	Tennessee	Mark Kotsay, OF/P (Cal St. Fullerton)
1996	LSU (Skip Bertman)#	9-8	Miami (Fl.)	Clemson	Florida	Pat Burrell, 3B (Miami (Fl.))
1997	LSU (Skip Bertman)#	13-6	Alabama	Miami (Fl.)	Florida	Brandon Larson, SS (LSU)
1998	USC (Mike Gillespie)	21-14	Arizona State	LSU	Long Beach State	Wes Rachels, 2B (USC)
1999	Miami (Fl.) (Jim Morris)#	6-5	Florida State	Alabama	Stanford	Marshall McDougall, 2B (Florida State)
2000	LSU (Skip Bertman)#	6-5	Stanford	Florida State	Louisiana-Lafayette	Trey Hodges, P (LSU)
2001	Miami (Fl.) (Jim Morris)#	12-1	Stanford	Cal State Fullerton	Tennessee	Charlton Jimerson, OF (Miami (Fl.))
2002	TEXAS (Augie Garrido)#	12-6	South Carolina	Clemson	Stanford	Huston Street, P (TEXAS)
2003	Rice (Wayne Graham)	14-2	Stanford	Cal State Fullerton	TEXAS	John Hudgins, P (Stanford)
2004	Cal State Fullerton (George Horton)	3-2	TEXAS	Georgia	South Carolina	Jason Windsor, P (Cal St. Fullerton)
2005	TEXAS (Augie Garrido)#	6-2	Florida	Arizona State	Baylor	David Maroul, 3B (TEXAS)
2006	Oregon State (Pat Casey)	3-2	North Carolina	Cal State Fullerton	Rice	Jonah Nickerson, P (Oregon State)
2007	Oregon State (Pat Casey)#	9-3	North Carolina	Rice	UC Irvine	Jorge Luis Reyes, P (Oregon State)
2008	Fresno State (Mike Batesole)	6-1	Georgia	North Carolina	Stanford	Tommy Mendonca, 3B (Fresno State)
2009	LSU (Pat Mainieri)	11-4	TEXAS	Arizona State	Arkansas	Jared Mitchell, OF (LSU)
2010	South Carolina (Ray Turner)	2-1	UCLA	Clemson	Texas Christian	Jackie Bradley Jr., OF (South Carolina)



NCAA COLLEGE WORLD SERIES

CWS ALL-TIME RESULTS/MOST OUTSTANDING PLAYERS

YEAR	CHAMPION (HEAD COACH)	SCORE	SECOND PLACE	TIED-THIRD PLACE	TIED-THIRD PLACE	CWS MOP (SCHOOL)
2011	South Carolina (Ray Turner)#	5-2	Florida	Vanderbilt	Virginia	Scott Wingo, 2B (South Carolina)
2012	Arizona (Andy Lopez)#	4-1	South Carolina	Arkansas	Florida State	Robert Refsnyder, RF (Arizona)
2013	UCLA (John Savage)#	8-0	Mississippi State	North Carolina	Oregon State	Adam Plutko, RHP (UCLA)
2014	Vanderbilt (Tim Corbin)	3-2	Virginia	TEXAS	Mississippi	Dansby Swanson, 2B (Vanderbilt)
2015	Virginia (Brian O'Connor)	4-2	Vanderbilt	Florida	TCU	Josh Sborz, RHP (Virginia)
2016	Coastal Carolina (Gary Gilmore)	4-3	Arizona	Oklahoma State	TCU	Andrew Beckwith, RHP (Coastal)
2017	Florida (Kevin O'Sullivan)	6-1	LSU	Oregon State	TCU	Alex Faedo, RHP (Florida)
2018	Oregon State (Pat Casey)	5-0	Arkansas	Florida	Mississippi State	Adley Rutschman (Oregon State)
2019	Vanderbilt (Tim Corbin)	8-2	Michigan	Louisville	Texas Tech	Kumar Rocker (Vanderbilt)

(a) = 12 innings (b) = 10 innings (c) = 15 innings

= Undefeated in College World Series Play

* - indicates tied for third place



2005 National Champions



(Played in Wichita, Kan. in 1949, and in Omaha, Neb. since 1950)

TEXAS IN THE CWS

1949		
St. John's	7-1	W
Wake Forest	8-1	W
Wake Forest	10-3	W
College World Series Champions		

1950		
Rutgers	2-4	L
Colorado A&M	3-1	W
Tufts	7-0	W
Washington State	12-1	W
Rutgers	15-9	W
Washington State	3-0	W
College World Series Champions		

1952		
Penn State	3-5	L
Oregon State	10-1	W
Holy Cross	1-2	L
Fifth-Place Tie		

1953		
Duke	2-1	W
Lafayette	7-3	W
Michigan	5-12	L
Michigan	6-4	W
Lafayette	13-3	W
Michigan	5-7	L
College World Series Runner-up		

1957		
Connecticut	3-0	W
Penn State	1-4	L
Notre Dame	0-9	L
Fifth-Place Tie		

1961		
USC	6-8	L
Western Michigan	2-8	L
Seventh-Place Tie		

1962		
Michigan	1-3	L
Colorado State	12-3	W
Ithaca College	3-2	W
Michigan	7-0	W
Santa Clara	3-4	L
Third Place		

1963		
USC	8-3	W
Missouri	2-3	L
Penn State	6-4	W
Arizona	8-10	L
Third-Place Tie		

1965		
Washington State	5-12	L
Florida State	2-3	L
Seventh-Place Tie		

1966		
Arizona	5-1	W
St. John's (N.Y.)	0-2	L
Oklahoma State	1-6	L
Fifth-Place Tie		

1968		
Oklahoma State	5-8	L
Brigham Young	7-0	W
North Carolina State	5-6	L
Fifth-Place Tie		

1969		
Arizona State	4-0	W
Tulsa	2-4	L
Mississippi	14-1	W
New York	2-3	L
Fourth Place		

1970		
Delaware	12-4	W
Ohio	7-2	W
Florida State	5-1	W
USC	7-8 (14)	L
Florida State	2-11	L
Third Place		

1972		
Connecticut	0-3 (10)	L
Mississippi	9-8	W
Oklahoma	7-1	W
USC	3-4 (10)	L
Third-Place Tie		

1973		
Georgia Southern	6-3	W
USC	1-4	L
Oklahoma	10-2	W
Arizona State	5-6	L
Third-Place Tie		

1974		
USC	2-9	L
Seton Hall	12-2	W
Oklahoma	10-4	W
USC	3-5	L
Fourth Place		

1975		
Oklahoma	4-2	W
Arizona State	2-5	L
Seton Hall	12-10	W
South Carolina	17-6	W
South Carolina	5-1	W
College World Series Champions		

1979		
Connecticut	11-5	W
Mississippi State	8-2	W
Arkansas	4-9	L
Pepperdine	4-6	L
Fourth Place		

1981		
Arizona State	2-11	L
Michigan	6-5	W
Miami (Fla.)	5-4	W
Oklahoma State	15-8 (13)	W
Arizona State	3-12	L
Third Place		

1982		
Oklahoma State	9-1	W
Stanford	8-6 (12)	W
Miami (Fla.)	1-2	L
Wichita State	4-8	L
Third-Place Tie		

1983		
James Madison	12-0	W
Oklahoma State	6-5 (11)	W
Alabama	6-4 (10)	W
Michigan	4-2	W
Alabama	4-3	W
College World Series Champions		

1984		
New Orleans	6-3	W
Cal State Fullerton	6-4	W
Arizona State	8-4	W
Oklahoma State	13-18	L
Cal State Fullerton	1-3	L
College World Series Runner-up		

1985		
Arizona	2-1	W
Miami (Fla.)	8-4	W
Mississippi State	12-7	W
Arkansas	8-7 (10)	W
Miami (Fla.)	1-2	L
Miami (Fla.)	6-10	L
College World Series Runner-up		

1987		
Arkansas	13-6	W
Stanford	1-6	L
Florida State	6-4 (10)	W
Oklahoma State	6-5	W
Stanford	3-9	L
Third Place		

1989		
Long Beach State	7-1	W
Miami (Fla.)	12-2	W
LSU	12-7	W
Wichita State	3-5	L
College World Series Runner-up		

1992		
Oklahoma	15-3	W
Pepperdine	0-7	L
Oklahoma	8-5	W
Pepperdine	4-5	L
Third-Place Tie		

1993		
Oklahoma State	6-5	W
Wichita State	6-7	L
Oklahoma State	6-7	L
Fifth-Place Tie		

2000		
LSU	5-13	L
Florida State	2-6	L
Seventh-Place Tie		

2002		
Rice	W	2-1
Stanford	8-7	W
Stanford	6-5	W
South Carolina	12-6	W
College World Series Champions		

2003		
Miami (Fla.)	13-2	W
Rice	2-12	L
Miami (Fla.)	5-1	W
Rice	4-5	L
Third-Place Tie		

2004		
Arkansas	13-2	W
Georgia	9-3	W
Georgia	7-6	W
Cal State Fullerton	4-6	L
Cal State Fullerton	2-3	L
College World Series Runner-up		

2005		
Baylor	W	5-1
Tulane	W	5-0
Baylor	W	4-3
Florida	W	4-2
Florida	W	6-2
College World Series Champions		

2009		
Southern Mississippi	7-6	W
Arizona State	10-6	W
Arizona State	4-3	W
LSU	6-7 (10)	L
LSU	5-1	W
LSU	4-11	L
College World Series Runner-up		

2011		
Florida	8-4	L
North Carolina	3-0	L
Seventh-Place Tie		

2014		
UC Irvine	3-1	L
Louisville	4-1	W
UC Irvine	1-0	W
Vanderbilt	4-0	W
Vanderbilt	4-3 (10)	L

2018		
Arkansas	11-5	L
Florida	6-1	L
Seventh-Place Tie		





COLLEGE WORLD SERIES LEADERS

WINS		GAMES PLAYED		APPEARANCES		CONSECUTIVE APPEARANCES	
1. TEXAS	85	1. TEXAS	146	1. TEXAS	36	1. Oklahoma State	7 (1981-87)
2. USC	74	2. USC	100	2. Miami (Fla.)	25	2. Miami (Fla.)	6 (1994-99)
3. Arizona St.	61	3. Arizona State	99	3. Florida State	23	Northern Colorado	6 (1957-62)
4. Miami (Fla.)	48	4. Miami (Fla.)	90	4. Arizona State	22	4. Stanford	5 (1999-03)
5. Arizona	43	5. Oklahoma State	78	5. USC	21	TEXAS	5 (1981-85)
6. LSU	40	6. Florida State	76	6. Oklahoma State	20	Miami (Fla.)	5 (1978-82)
Oklahoma St.	40	7. Arizona	73	7. Cal State Fullerton	18	Oklahoma	5 (1972-76)
Stanford	40	8. Stanford	69	8. LSU	18	USC	5 (1970-74)
9. Cal St. Fullerton	34	9. LSU	67	9. Arizona	17	9. Florida	4 (2015-18)
10. South Carolina	32	10. Cal State Fullerton	65	10. Stanford	16	TCU	4 (2014-17)
Other Big 12 Schools:		Other Big 12 Schools:		Other Big 12 Schools:		North Carolina	4 (2006-09)
Oklahoma	15	Oklahoma	31	Oklahoma	10	TEXAS	4 (2002-05)
TCU	10	TCU	21	TCU	5	Maine	4 (1981-84)
Texas Tech	3	Texas Tech	11	Texas Tech	4	Arizona State	4 (1975-78)
Baylor	2	Baylor	8	Baylor	3	TEXAS	4 (1972-75)
		Kansas	2	Kansas	1		

WIN PCT <small>MIN 20 G</small>			TEXAS W/L AT COLLEGE WORLD SERIES			
Team	W-L	Pct.	TEXAS vs. (W-L)	TEXAS vs. (W-L)		
1. USC	74-26	.740	Alabama	2-0		
2. Minnesota	17-7	.708	Arizona	4-1	North Carolina State	0-1
3. Oregon State	21-12	.636	Arizona State	2-4	NYU	0-1
4. Missouri	18-11	.621	Arkansas	3-2	Notre Dame	0-1
5. Arizona State	61-38	.616	Baylor	2-0	Ohio	1-0
6. South Carolina	32-20	.615	BYU	1-0	Oklahoma	6-0
7. Virginia	12-8	.600	Cal State Fullerton	1-3	Oklahoma State	5-4
8. LSU	40-27	.597	Colorado State	2-0	Oregon State	1-0
9. Wichita St	16-11	.593	Connecticut	2-1	Penn State	1-2
10. Arizona	43-40	.589	Delaware	1-0	Pepperdine	0-3
11. TEXAS	85-61	.582	Duke	1-0	Rice	1-2
12. Stanford	40-29	.580	Florida	2-2	Rutgers	1-1
13. Southern Ill.	12-10	.545	Florida State	2-3	Santa Clara	0-1
14. Miami (FL)	48-42	.533	Georgia	2-0	Seton Hall	2-0
15. Alabama	11-10	.524	Georgia Southern	1-0	South Carolina	3-0
			Holy Cross	0-1	Southern Miss	1-0
			Ithaca College	1-0	St. John's (N.Y.)	1-1
			James Madison	1-0	Stanford	3-2
			Lafayette	2-0	Tufts	1-0
			Long Beach State	1-0	Tulane	1-0
			Louisville	1-0	Tulsa	0-1
			LSU	2-3	UC Irvine	1-1
			Miami (Fla.)	5-3	USC	1-6
			Michigan	4-3	Vanderbilt	1-1
			Mississippi	2-0	Wake Forest	2-0
			Mississippi State	2-0	Washington State	2-1
			Missouri	0-1	Western Michigan	0-1
			New Orleans	1-0	Wichita State	0-3
			North Carolina	0-1	Total	85-61



TEXAS IN THE NATIONAL POLLS

**BASEBALL AMERICA
FINAL TOP 25**

(since 1981)

1981.....	3rd
1982.....	2nd
1983.....	1st
1984.....	3rd
1985.....	2nd
1986.....	7th
1987.....	3rd
1988.....	10th
1989.....	3rd
1990.....	10th
1991.....	10th
1992.....	4th
1993.....	7th
1994.....	14th
1995.....	21st
1996.....	18th
1997.....	Unranked
1998.....	Unranked
1999.....	Unranked
2000.....	10th
2001.....	Unranked
2002.....	1st
2003.....	4th
2004.....	2nd
2005.....	1st
2006.....	12th
2007.....	11th
2008.....	21st
2009.....	2nd
2010.....	9th
2011.....	6th
2012.....	Unranked
2013.....	Unranked
2014.....	4th
2015.....	Unranked
2016.....	Unranked
2017.....	24th
2018.....	7th
2019.....	Unranked

**NCBWA
FINAL TOP 25**

(since 2002)

2002.....	1st
2003.....	4th
2004.....	2nd
2005.....	1st
2006.....	16th
2007.....	12th
2008.....	21st
2009.....	2nd
2010.....	9th
2011.....	7th
2012.....	Unranked
2013.....	Unranked
2014.....	3rd
2015.....	Unranked
2016.....	Unranked
2017.....	23rd
2018.....	7th
2019.....	Unranked

**USA TODAY/ESPN
FINAL TOP 25**

(since 1992)

1992.....	4th
1993.....	6th
1994.....	14th
1995.....	18th
1996.....	19th
1997.....	Unranked
1998.....	Unranked
1999.....	Unranked
2000.....	7th
2001.....	Unranked
2002.....	1st
2003.....	4th
2004.....	2nd
2005.....	1st
2006.....	12th
2007.....	14th
2008.....	21st
2009.....	2nd
2010.....	9th
2011.....	7th
2012.....	Unranked
2013.....	Unranked
2014.....	3rd
2015.....	Unranked
2016.....	Unranked
2017.....	25th
2018.....	7th
2019.....	Unranked

**COLLEGIATE BASEBALL
FINAL TOP 30**

(since 1959)

1959.....	Unranked
1960.....	11th
1961.....	8th
1962.....	3rd
1963.....	4th
1964.....	12th
1965.....	8th
1966.....	6th
1967.....	17th
1968.....	6th
1969.....	4th
1970.....	3rd
1971.....	17th
1972.....	4th
1973.....	4th
1974.....	4th
1975.....	1st
1976.....	9th
1977.....	18th
1978.....	Unranked
1979.....	4th
1980.....	11th
1981.....	3rd
1982.....	4th
1983.....	1st
1984.....	2nd
1985.....	2nd
1986.....	16th
1987.....	3rd
1988.....	10th
1989.....	2nd
1990.....	13th
1991.....	11th
1992.....	4th
1993.....	6th
1994.....	15th
1995.....	23rd
1996.....	16th
1997.....	Unranked
1998.....	Unranked
1999.....	Unranked
2000.....	7th
2001.....	Unranked
2002.....	1st
2003.....	4th
2004.....	2nd
2005.....	1st
2006.....	17th
2007.....	17th
2008.....	25th
2009.....	2nd
2010.....	9th
2011.....	7th
2012.....	Unranked
2013.....	Unranked
2014.....	3rd
2015.....	Unranked
2016.....	Unranked
2017.....	28th
2018.....	7th
2019.....	Unranked

**D1BASEBALL.COM
FINAL TOP 25**

(since 2015)

2015.....	Unranked
2016.....	Unranked
2017.....	23rd
2018.....	7th
2019.....	Unranked



TEXAS IN THE NCAA REGIONALS

1947

Western Division (Denver, Colorado)		
Oklahoma	W	10-9
California	L	7-8
Western Division Runner-up		

1949

District 6 (Austin, Texas)		
Oklahoma State	W	7-3
Oklahoma State	W	3-2
District 6 Champion		

1950

District 6 (Austin, Texas)		
Arizona	L	4-5
Arizona	W	9-8
Arizona	W	7-3
District 6 Champion		

1952

District 6 (Austin, Texas)		
Arizona	W	3-1
Arizona	L	0-1
Arizona	W	15-8
District 6 Champion		

1953

District 6 (Austin, Texas)		
Arizona	W	7-6
Arizona	L	3-4
Arizona	W	5-3
District 6 Champion		

1954

District 6 (Austin, Texas)		
Oklahoma State	L	3-6
Oklahoma State	W	16-12
Oklahoma State	L	6-7
Second Place		

1957

District 6 (Austin, Texas)		
Arizona	W	7-1
Arizona	W	2-0
District 6 Champion		

1958

District 6 (Tucson, Arizona)		
Arizona	W	14-3
Arizona	L	4-16
Arizona	L	2-5
Second Place		

1960

District 6 (Austin, Texas)		
Houston	L	2-4
Third Place		

1961

District 6 (Austin, Texas)		
Arizona	W	8-2
Arizona	W	5-4
District 6 Champion		

1962

District 6 (Tucson, Arizona)		
Arizona	W	1-0
Arizona	W	7-4
District 6 Champion		

1966

District 6 (Austin & Houston, Texas)		
Houston	T (rain)	4-4
Houston	L	4-5
Houston	W	9-3
Houston	W	8-5
District 6 Champion		

1967

District 6 (Austin & Houston, Texas)		
Houston	L	8-11
Houston	W	5-1
Houston	L	3-4
Second Place		

1968

District 6 (Austin, Texas)		
Pan American	W	3-0
Pan American	L	1-2 (10)
Pan American	W	10-6
District 6 Champion		

1969

District 6 (Austin, Texas)		
Trinity	W	10-0
Trinity	W	5-0
District 6 Champion		

1970

District 6 (Austin, Texas)		
Arkansas State	W	5-0
Pan American	W	2-1
Pan American	W	4-3
District 6 Champion		

1971

District 6 (San Antonio, Texas)		
Pan American	L	0-1
Pan American	L	0-4
Second Place		

1972

District 6 (San Antonio, Texas)		
Trinity	W	4-3 (14)
Pan American	W	1-0
Pan American	W	2-1
District 6 Champion		

1973

District 6 (Arlington, Texas)		
Pan American	W	7-1
Trinity	W	17-2
Pan American	W	14-12 (13)
District 6 Champion		

1974

District 6 (Arlington, Texas)		
Pan American	W	7-0
Louisiana Tech	L	4-5
Louisiana Tech	W	8-0
Louisiana Tech	W	12-2
District 6 Champion		

1975

South Central Regional (Arlington, Texas)		
Louisiana Tech	W	6-2
South Alabama	W	7-4
Pan American	W	9-2
South Central Regional Champion		

1976

South Central Regional (Arlington, Texas)		
Lamar	W	3-2
Oklahoma	L	2-3
Miami (Fla.)	W	5-0
Oklahoma	W	6-5 (11)
Oklahoma	L	1-4
Second Place		

1979

Central Regional (Austin, Texas)		
Pan American	W	4-2
Lamar	W	6-4
BYU	W	6-2
Central Regional Champion		

1980

Central Regional (Austin, Texas)		
Louisiana Tech	L	3-4
Pan American	W	7-4
Louisiana Tech	W	7-6
Hawaii	L	3-7
Second Place		

1981

Central Regional (Austin, Texas)		
BYU	W	11-4
Lamar	W	3-2
Stanford	L	8-9
Stanford	W	10-2
Central Regional Champion		

1982

Central Regional (Austin, Texas)		
Hardin-Simmons	W	10-0
Oklahoma	W	8-0
Eastern Michigan	W	7-2 (11)
Eastern Michigan	W	9-1
Central Regional Champion		

1983

Central Regional (Austin, Texas)		
Northeast Louisiana	W	15-0
Mississippi State	L	2-6
Tulane	W	7-5
Pan American	W	6-1
Mississippi State	W	7-0
Mississippi State	W	12-3
Central Regional Champion		

1984

Central Regional (Austin, Texas)		
Lamar	W	6-0
UNLV	W	12-3
Lamar	W	6-5
Central Regional Champion		

1985

Central Regional (Austin, Texas)		
Grambling	W	4-3 (12)
Houston	W	9-2
Oklahoma	W	9-4
Lamar	W	10-2
Central Regional Champion		

1986

Central Regional (Austin, Texas)		
Southern Illinois	W	21-7
Arizona	L	3-9
Pan American	W	9-5
Pepperdine	L	0-2
Fourth Place		

1987

Central Regional (Austin, Texas)		
Lamar	W	6-5
Oklahoma	W	10-5
Houston	W	15-3
Houston	W	13-4
Central Regional Champion		

1988

Central Regional (Austin, Texas)		
Southern	W	7-3
New Orleans	W	16-10
California	L	7-8
Michigan	W	5-4
California	L	5-6
Second Place		

1989

Midwest Regional (Austin, Texas)		
New Orleans	W	2-0
USC	W	11-8
Oklahoma State	W	8-7
New Orleans	W	9-3
Midwest Regional Champion		

1990

Central Regional (Austin, Texas)		
UT Arlington	W	9-8
Old Dominion	W	10-0
Cal State Fullerton	L	2-5
Creighton	W	11-9
Cal State Fullerton	L	0-3
Second Place		

1991

Central Regional (Austin, Texas)		
UAB	W	16-3
Southern Mississippi	W	18-2
Long Beach State	L	10-17
Oklahoma State	L	1-6
Third Place		



TEXAS IN THE NCAA REGIONALS

1992		
Central Regional (Austin, Texas)		
VCU	W	2-0
UT Arlington	W	17-1
Long Beach State	W	9-1
VCU	L	2-4
VCU	W	12-3
Central Regional Champion		

1993		
Central II Regional (Austin, Texas)		
McNeese State	W	7-4
Kentucky	W	8-3
USC	W	11-3
USC	W	3-2
Central II Regional Champion		

1994		
Central Regional (Austin, Texas)		
Stanford	W	8-4
Nevada	W	16-6
Oklahoma	L	4-15
Arkansas State	W	9-4
Oklahoma	L	3-6
Second Place		

1995		
Midwest II Regional (Oklahoma City, Oklahoma)		
Ohio State	W	10-5
Oklahoma	L	9-13
Indiana State	W	3-2
Auburn	L	2-4
Third Place		

1996		
Central I Regional (Austin, Texas)		
UCLA	L	2-5
Sam Houston State	W	4-2
Miami (Fla.)	L	7-9
Third-Place Tie		

1999		
Houston Regional (Houston, Texas)		
Southwestern Louisiana	L	6-13
Southwest Texas State	W	7-5
Houston	L	5-8
Third Place		

2000		
Tempe Regional (Tempe, Arizona)		
Creighton	W	5-4
Arizona State	L	1-3
Miami (Ohio)	W	11-1
Arizona State	W	6-4
Arizona State	W	9-7
Tempe Regional Champion		
Austin Super Regional (Austin, Texas)		
Penn State	W	7-3
Penn State	W	10-0
Austin Super Regional Champion		

2001		
Palo Alto Regional (Stanford, Calif.)		
Long Beach State	W	11-2
Stanford	W	4-3
Stanford	L	9-10 (10)
Stanford	L	3-4
Second Place		

2002		
Austin Regional (Austin, Texas)		
Central Conn. State	W	7-2
Baylor	W	10-8
Baylor	W	2-0
Austin Regional Champion		

Austin Super Regional (Austin, Texas)		
Houston	L	0-2
Houston	W	17-2
Houston	W	5-2
Austin Super Regional Champion		

2003		
Austin Regional (Austin, Texas)		
Bucknell	W	7-0
Lamar	W	7-3
Lamar	L	2-6
Lamar	W	6-3
Austin Regional Champion		

Tallahassee Super Regional (Tallahassee, Fla.)		
Florida State	W	8-3
Florida State	W	6-5
Tallahassee Super Regional Champion		

2004		
Austin Regional (Austin, Texas)		
Youngstown State	W	10-3
Oral Roberts	W	7-5
Oral Roberts	W	7-3
Austin Regional Champion		

Austin Super Regional (Austin, Texas)		
Vanderbilt	W	15-3
Vanderbilt	W	10-2
Austin Super Regional Champion		

2005		
Austin Regional (Austin, Texas)		
Quinnipiac	W	20-2
Arkansas	L	2-9
Miami (Ohio)	W	12-5
Arkansas	W	19-8
Arkansas	W	5-2
Austin Regional Champion		
Oxford Super Regional (University, Miss.)		
Mississippi	L	4-6
Mississippi	W	3-1
Mississippi	W	6-4
Oxford Super Regional Champion		

2006		
Austin Regional (Austin, Texas)		
UT Arlington	W	9-1
Stanford	L	8-12
North Carolina State	L	3-6
Third Place		

2007		
Austin Regional (Round Rock, Texas)		
Brown	W	8-2
UC Irvine	L	1-3
Wake Forest	W	7-4 (12)
UC Irvine	L	6-9
Second Place		

2008		
Houston Regional (Houston, Texas)		
St. John's	L	1-2
Sam Houston State	W	13-3
St. John's	W	4-3
Rice	L	4-7
Second Place		

2009		
Austin Regional (Austin, Texas)		
Army	W	3-1
Boston College	W	3-2 (25)
Army	W	14-10
Austin Regional Champion		

Austin Super Regional (Austin, Texas)		
TCU	W	10-4
TCU	L	2-3
TCU	W	5-2
Austin Super Regional Champion		

2010		
Austin Regional (Austin, Texas)		
Rider	W	11-0
Louisiana	W	4-2
Rice	W	4-1
Austin Regional Champion		

Austin Super Regional (Austin, Texas)		
TCU	L	1-3
TCU	W	14-1
TCU	L	1-4
Second Place		

2011		
Austin Regional (Austin, Texas)		
Princeton	W	5-3
Kent State	L	5-7
Texas State	W	4-3
Kent State	W	9-3
Kent State	W	5-0
Austin Regional Champion		
Austin Super Regional (Austin, Texas)		
Arizona State	L	1-3
Arizona State	W	5-1
Arizona State	W	4-2
Austin Super Regional Champion		

2014		
Houston Regional (Houston, Texas)		
Texas A&M	W	8-1
Rice	W	3-2 (11)
Texas A&M	L	2-3
Texas A&M	W	4-1
Houston Regional Champion		

Austin Super Regional (Austin, Texas)		
Houston	W	4-2
Houston	W	4-0
Austin Super Regional Champion		

2015		
Dallas Regional (Dallas, Texas)		
Oregon State	L	5-4
Dallas Baptist	L	8-1
Fourth Place		

2017		
Long Beach Regional (Long Beach, Calif.)		
UCLA	W	3-2
Long Beach State	W	5-3
Long Beach State	L	4-3
Long Beach State	L	2-1
Second Place		

2018		
Austin Regional (Austin, Texas)		
Texas Southern	W	10-0
Texas A&M	W	8-3
Indiana	W	3-2
Austin Regional Champion		

Austin Super Regional (Austin, Texas)		
Tennessee Tech	L	4-5
Tennessee Tech	W	4-2
Tennessee Tech	W	5-2
Austin Super Regional Champion		



TEXAS REGIONAL RECORDS VS. OPPONENTS

(NCAA Super Regional Record)

TEXAS VS.	W-L	TEXAS VS.	W-L
Arizona.....	14-6	Ohio State.....	1-0
Arizona State.....	2-1 (2-1)	Oklahoma.....	5-5
Arkansas.....	2-1	Oklahoma State.....	4-3
Arkansas State.....	2-0	Old Dominion.....	1-0
Army.....	2-0	Oral Roberts.....	2-0
Auburn.....	0-1	Oregon State.....	0-1
Baylor.....	2-0	Penn State.....	(2-0)
Boston College.....	1-0	Pepperdine.....	0-1
Brown.....	1-0	Princeton.....	1-0
Bucknell.....	1-0	Quinnipiac.....	1-0
BYU.....	2-0	Rice.....	2-1
California.....	0-3	Rider.....	1-0
Cal State Fullerton.....	0-2	Sam Houston State.....	2-0
Central Connecticut State.....	1-0	St. John's.....	1-1
Creighton.....	2-0	South Alabama.....	1-0
Dallas Baptist.....	0-1	Southern.....	1-0
Eastern Michigan.....	2-0	Southern Illinois.....	1-0
Florida State.....	(2-0)	Southern Mississippi.....	1-0
Grambling State.....	1-0	Stanford.....	3-4
Hardin-Simmons.....	1-0	TCU.....	(3-3)
Hawai'i.....	0-1	Tennessee Tech.....	(2-1)
Houston.....	8-6-1 (4-1)	Texas A&M.....	3-1
Indiana.....	1-0	Texas Southern.....	1-0
Indiana State.....	1-0	Texas State.....	2-0
Kent State.....	2-1	Trinity.....	4-0
Kentucky.....	1-0	Tulane.....	1-0
Lamar.....	9-1	UAB.....	1-0
Long Beach State.....	3-3	UC Irvine.....	0-2
Louisiana.....	0-1	UCLA.....	1-1
Louisiana-Monroe.....	2-0	UNLV.....	1-0
Louisiana Tech.....	4-2	USC.....	3-0
McNeese State.....	1-0	UT Arlington.....	3-0
Miami (Fla.).....	1-1	UT Pan American.....	14-3
Miami (Ohio).....	2-0	Vanderbilt.....	(2-0)
Michigan.....	1-0	VCU.....	2-1
Mississippi.....	(2-1)	Wake Forest.....	1-0
Mississippi State.....	2-1	Youngstown State.....	1-0
Nevada.....	1-0	Regional Total.....	145-57-1
New Orleans.....	3-0	Super Regional Total.....	19-7-0
North Carolina State.....	0-1	Total.....	164-64-1



CONFERENCE CHAMPIONSHIP HISTORY

BIG 12 CONFERENCE TOURNAMENT INFORMATION

The 2020 Phillips 66 Big 12 Baseball Championship will be held at Chickasaw Bricktown Ballpark in Oklahoma City, Oklahoma, from May 20-24, 2020. For the 21st time, the four-day tournament resides in Oklahoma City, with the Los Angeles Dodgers' Triple-A facility hosting the event. Texas claimed its -fifth and most recent title in 2015, knocking off Oklahoma State in the championship game, 6-3. Other Champions include Baylor (2018), Kansas (2006), Missouri (2012), Nebraska (1999-2001, 2005), Oklahoma (1997, 2013), Oklahoma State (2004, 2017, 2019), TCU (2014, 2016), Texas A&M (2007, 2010-11) and Texas Tech (1998).



CHAMPIONSHIP FORMAT

After playing a two-division, pool-play format for the championship between 2006-10, Big 12 Conference athletics directors approved a proposal from the league's baseball coaches to change the format of the Phillips 66 Big 12 Baseball Championship. The event returned to a double-elimination format in 2011. The eight teams that qualify will be split into two four-team pools and will use double-elimination to determine a winner of each pool. Those winners will meet in a one-game championship. The championship will start on Wednesday, May 20, with four games. Thursday's schedule will also feature four contests, while two games are scheduled for Friday and Saturday with the potential for four contests on Saturday depending on how the bracket plays out. The Championship game will be held on Sunday. The championship is formatted to mirror the NCAA postseason which features double-elimination in its opening regional rounds. The winner of the Phillips 66 Big 12 Baseball Championship earns the league's automatic berth into the NCAA Championship -Field. Tickets for this year's event are available at Big12Sports.com/BuyTickets or by contacting the OKC Dodgers box office.

BIG 12 CONFERENCE TOURNAMENT HISTORY

YEAR	SITE	CHAMPION
1977	Austin, Texas	Baylor
1978	Austin, Texas	Baylor
1979	Austin, Texas	TEXAS
1980	College Station, Texas	TEXAS
1981	Austin, Texas	TEXAS
1982	College Station, Texas	TEXAS
1983	Austin, Texas	TEXAS
1984	Austin, Texas	TEXAS
1985	Fayetteville, Ark.	Arkansas
1986	College Station, Texas	Texas A&M
1987	Austin, Texas	TEXAS
1988	Fayetteville, Ark.	TEXAS
1989	College Station, Texas	Texas A&M
1990	Austin, Texas	TEXAS
1991	College Station, Texas	TEXAS
1992	no tournament held	
1993	Austin, Texas	Baylor
1994	Austin, Texas	TEXAS
1995	College Station, Texas	Texas Tech
1996	Lubbock, Texas	Rice
1997	Oklahoma City, Okla.	Oklahoma
1998	Oklahoma City, Okla.	Texas Tech
1999	Oklahoma City, Okla.	Nebraska
2000	Oklahoma City, Okla.	Nebraska
2001	Oklahoma City, Okla.	Nebraska
2002	Arlington, Texas	TEXAS
2003	Oklahoma City, Okla.	TEXAS
2004	Arlington, Texas	Oklahoma State
2005	Oklahoma City, Okla.	Nebraska
2006	Oklahoma City, Okla.	Kansas
2007	Oklahoma City, Okla.	Texas A&M
2008	Oklahoma City, Okla.	TEXAS
2009	Oklahoma City, Okla.	TEXAS
2010	Oklahoma City, Okla.	Texas A&M
2011	Oklahoma City, Okla.	Texas A&M
2012	Oklahoma City, Okla.	Missouri
2013	Oklahoma City, Okla.	Oklahoma
2014	Oklahoma City, Okla.	TCU
2015	Tulsa, Okla.	TEXAS
2016	Oklahoma City, Okla.	TCU
2017	Oklahoma City, Okla.	Oklahoma State
2018	Oklahoma City, Okla.	Baylor
2019	Oklahoma City, Okla.	Oklahoma State



2009 Big 12 Tournament Champions



CONFERENCE CHAMPIONSHIP HISTORY

SOUTHWEST CONFERENCE HISTORY

Southwest Conference competition officially ended on May 18, 1996, with the SWC postseason baseball tournament and outdoor track & field championships. Still, the success, tradition, and excellence of the circuit live on in such events as the Olympics, solid NCAA finishes and the futures of millions of student-athletes and undergraduates who were associated with the 12 universities which composed the conference from 1914-96.

A sound Olympic tradition with more than 350 first team All-America choices in the sports of football, basketball and baseball alone, over 200 GTE/SWC CoSIDA Academic All-America choices in the sports of basketball and football, and numerous Trophy winners – five Outland Trophy winners, three Vince Lombardi Trophy recipients, one Jim Thorpe Award victor and nine decades of excellence ... these are just some of the many-faceted fruits reaped by the Southwest Conference.

Little did this group know that it would leave a legacy that spanned many generations when the first organizational meeting of the proposed Southwest Conference was held at the Oriental Hotel in Dallas on May 6, 1914.

Following the 1995-96 competitive seasons of nine men's championships (the 81st consecutive year of SWC competition in two sports or more) and nine women's championships (in the SWC's 13th year of women's intercollegiate competition, starting in Sept., 1982), the SWC could boast of 64 NCAA or national wire service (football) championships in a total of 15 different men's and women's sports.

In its infancy the SWC had an even wider geographical area than the final, eight-university league. Present for the May 6 meeting were representatives from Baylor University, Southwestern University, Oklahoma A&M College (now Oklahoma State), Texas A&M College, Louisiana State University, the University of Arkansas and The University of Texas.

At a meeting of the group on Dec. 8, 1914, at the Rice Hotel in Houston, representatives from the University of Oklahoma and Rice Institute (now Rice University) entered discussions with the original seven schools. Arkansas, Baylor, Southwestern, Oklahoma, Oklahoma A&M, Texas and Texas A&M then joined the two new colleges as charter members of what was called the Southwest Intercollegiate Athletic Conference. The nation's fifth-oldest surviving collegiate conference was off and running.

By March 1915, the SWC already had its first football All-America choice in Oklahoma back Forest Geyer (1915) and had crowned Texas its first basketball team champion after the 1914-15 campaign in which the Longhorns edged Rice by a half-game for the conference title.

In 1918, Rice returned to gridiron action while Southern Methodist University permanently replaced Southwestern in the football standings. Oklahoma, which

had a composite SWC football record of 10-3-1 from 1915-19 and had captured the initial championship during the 1915 season, withdrew in 1920 and was replaced during that one season by Phillips University.

Oklahoma A&M lasted until 1925 before leaving the league, but Texas Christian University entered the scene during the 1923 season. When the conference began, the annual membership fee was a nominal \$10. By 1932, annual dues were fixed at \$100, and the conference has remained one of the nation's best athletics bargains for almost a century.

On Nov. 24, 1921, the first ex-officio "broadcast" of any sports event took place when the Texas A&M Cadets' W.A. "Doc" Tolson and Harry M. Saunders joined electrical maintenance staffer B. Lewis Wilson to produce a wireless account of a 0-0 tie between the Aggies and Texas Longhorns in football. That was followed by the first actual radio broadcast of an SWC game on Nov. 25, 1926, when General Ike Ashburn gave the play-by-play account of A&M's 28-0 victory over Texas at College Station.



As the conference moved into the 1930's and 1940's, growing and maturing programs in all areas – from track and field to baseball to tennis to swimming and diving – were taking shape for the seven teams who survived the comings and goings and formed the crux of the SWC until Texas Tech entered in 1958. Houston later gained admission into the SWC for the 1972-73 academic year (competing for the first time in football in 1976). The SWC would also enjoy some of its most nationally-successful football seasons (four wire service national championships from 1963-70) since SMU, TCU and Texas A&M captured American college grid titles from 1935-39.

The settling effect brought with it the need to have a full-time office, headed by an Executive Secretary (later re-titled Commissioner). In 1938, Dr. P.W. St. Clair assumed a part-time position as the SWC's first Executive Secretary and served in that position until May, 1945. He was followed by James H. Stewart (1945-50), the conference's first full-time Executive Secretary, Howard Grubbs (1950-73), Cliff Speegle (1973-82), Fred Jacoby (1982-93) and Steven J. Hatchell (1993-95). Kyle Kallander was named the sixth Commissioner of the SWC in June of 1995.



1979 Southwest Conference Champions



LONGHORNS IN THE MAJOR LEAGUE DRAFT

At least one Longhorn has been selected in every year of the Major League Baseball draft since it began in 1965

**Drafted but did not sign*

RD.	PLAYER, POS.	TEAM	RD.	PLAYER, POS.	TEAM	RD.	PLAYER, POS.	TEAM
1965 4 SELECTIONS			1973 7 SELECTIONS			1980 7 SELECTIONS		
11	*Samuel Scheschuk, C	Reds	JANUARY REGULAR PHASE			JANUARY SECONDARY PHASE		
28	Gary Moore, OF	Dodgers	3	Zane Grubbs, LHP	Rangers	1 (2nd)	Ricky Wright, LHP	Dodgers
49	Michael Thompson, C	Cardinals	JUNE REGULAR PHASE			1 (6th)	Keith Creel, RHP	Pirates
59	Robert Oliver, LHP	Mets	5	Ken Pape, SS	Rangers	JUNE REGULAR PHASE		
1966 3 SELECTIONS			11	Ronald Roznowsky, RHP	Astros	1 (21st)	Jim Acker, RHP	Braves
JUNE REGULAR PHASE			16	Samuel Nicholson, RHP	PADRES	13	Quinton Lloyd, OF	Braves
14	*Minton White, 1B	Orioles	21	Stephen Clancy, C	Cubs	14	Kevin Shannon, C	Yankees
17	Richard Summers, C	Mets	29	Rudy Jaramillo, OF	Rangers	28	*Doug Laufer, RHP	Angels
JUNE SECONDARY PHASE			49	Jimmy Kelley, C	ROYALS	JUNE SECONDARY PHASE		
2	*Samuel Scheschuk, C	Orioles	1974 3 SELECTIONS			1 (4th)	Keith Creel, RHP	Royals
1967 5 SELECTIONS			4	James Reeves, OF	REDS	1981 10 SELECTIONS		
JANUARY SECONDARY PHASE			19	Terry Pyka, OF	Rangers	JANUARY SECONDARY PHASE		
1 (9th)	*Samuel Scheschuk, C	Cardinals	29	Bobby Cuellar, RHP	Rangers	2	*Doug Laufer, RHP	Phillies
10	Minton White, RHP	Angels	1975 8 SELECTIONS			JUNE REGULAR PHASE		
JUNE REGULAR PHASE			1 (17th)	Jim Gideon, RHP	Rangers	5	Burk Goldthorn, C	Padres
47	Allan Clements, RHP	Mets	2	Richard Bradley, C	Giants	7	Mike Withrow, RHP	White Sox
JUNE SECONDARY PHASE			5	Blair Stouffer, 3B	Rangers	8	Dave Seiler, LHP	Phillies
1 (14th)	*Pat Brown, OF	Dodgers	7	Keith Moreland, 3B	Phillies	10	Tony Arnold, RHP	Orioles
5	Samuel Scheschuk, C	Dodgers	14	Michael Anderson, OF	Cubs	29	Larry Long, OF	Rangers
1968 2 SELECTIONS			14	*Rick Wortham, LHP	Mets	29	Jimmy Tompkins, RHP	Braves
JANUARY SECONDARY PHASE			23	Martin Flores, LHP	Giants	30	Michael Hamer, RHP	Braves
7	*Pat Brown, OF	Red Sox	31	Michael Reichenbach, 1B	Rangers	38	Chris Campbell, 1B	Expos
JUNE SECONDARY PHASE			1976 6 SELECTIONS			JUNE SECONDARY PHASE		
2	*Pat Brown, OF	Indians	JANUARY SECONDARY PHASE			1 (17th)	Doug Laufer, RHP	Rangers
1969 3 SELECTIONS			2	Rick Wortham, LHP	White Sox	1982 8 SELECTIONS		
JANUARY SECONDARY PHASE			JUNE REGULAR PHASE			JANUARY SECONDARY PHASE		
1 (1st)	*Gene Salmon, 1B	Expos	7	RONALD JACOBS, C	Brewers	1 (4th)	Burk Goldthorn, C	Pirates
JUNE REGULAR PHASE			12	GARRY PYKA, 2B	Brewers	JUNE REGULAR PHASE		
24	Pat Brown, OF	Yankees	20	DOUGLAS DUNCAN, C	Rangers	1 (6th)	Spike Owen, SS	Mariners
25	*Larry Hardy, RHP	Yankees	36	*STEVEN DAY, SS	Giants	3	Mike Konderla, RHP	Reds
1970 4 SELECTIONS			JUNE SECONDARY PHASE			6	Rich Thompson, OF	Braves
JUNE REGULAR PHASE			1 (20th)	KARL PAGEL, 1B	Cubs	12	Kirk Killingsworth, RHP	Mariners
23	Larry Hardy, RHP	Padres	1977 6 SELECTIONS			13	Tracy Dophied, OF	Astros
31	James Street, RHP	Indians	2	Tony Brizzolara, RHP	Braves	23	Rusty Uresti, C	Braves
JUNE SECONDARY PHASE			8	Steven Day, SS	Brewers	23	Milo Choate, 3B	Phillies
1 (2nd)	Tom Harmon, C	Royals	13	Don Kainer, RHP	Rangers	1983 8 SELECTIONS		
7	Gene Salmon, 1B	Orioles	14	Bob Kearney, C	Giants	1 (19th)	Roger Clemens, RHP	Red Sox
1971 4 SELECTIONS			14	Michael Reichenbach, RHP	Royals	1 (27th)	Calvin Schiraldi, RHP	Mets
JUNE REGULAR PHASE			19	Gary Hibbett, OF	Pirates	2	Mike Brumley, SS	Red Sox
8	Walter Rothe, OF	Expos	1978 3 SELECTIONS			4	Jeff Hearron, C	Blue Jays
JUNE SECONDARY PHASE			18	Robert Heuck, LHP	Blue Jays	7	Kirk Killingsworth, RHP	Rangers
1 (2nd)	Burt Hooton, RHP	Cubs	23	Jim McCoy, RHP	Royals	7	Jose Tolentino, 1B	Athletics
1 (18th)	Mike Beard, LHP	Braves	24	Ken Wright, RHP	Giants	13	Mike Capel, RHP	Cubs
3	*John Langerhans, 1B	Brewers	1979 8 SELECTIONS			33	Bryan Burrows, 3B	Pirates
1972 6 SELECTIONS			1 (17th)	Jerry Don Gleaton, LHP	Rangers	1984 4 SELECTIONS		
JANUARY REGULAR PHASE			4	Andre Robertson, 2B	Blue Jays	JANUARY SECONDARY PHASE		
7	Gary Erskine, OF	Reds	5	Keith Walker, LHP	Blue Jays	10	Edward McIvor, RHP	Braves
JANUARY SECONDARY PHASE			6	Ron Gardenhire, if	Mets	JUNE REGULAR PHASE		
3	*John Langerhans, 1B	Cubs	12	Terrell Salazar, 1B	Pirates	10	*David Denny, 3B	Athletics
JUNE REGULAR PHASE			18	Russ Jones, OF	Reds	11	Darren Loy, C	Phillies
1 (10th)	Dave Chalk, 3B	Angels	30	Mark Chelette, 3B	Mariners	13	Jamie Doughty, SS	Rangers
16	Mike Markl, 2B	Astros	JUNE SECONDARY PHASE					
18	Lonnie Salvors, RHP	Reds	1 (13th)	Ken Wright, RHP	Blue Jays			
JUNE SECONDARY PHASE								
2	John Langerhans, 1B	Indians						



LONGHORNS IN THE MAJOR LEAGUE DRAFT

**Drafted but did not sign*

RD.	PLAYER, POS.	TEAM	RD.	PLAYER, POS.	TEAM	RD.	PLAYER, POS.	TEAM
1985 9 SELECTIONS			1991 7 SELECTIONS			1999 2 SELECTIONS		
JUNE REGULAR PHASE			2 Rod Pedraza, RHP Expos			4 Jason Moore, SS Padres		
1 (9th)	Michael Poehl, RHP	Indians	5	Shane Halter, SS	Royals	10	Scott Dunn, RHP	Reds
2	Bruce Ruffin, LHP	Phillies	8	Roger Luce, C	Rangers	2000 7 SELECTIONS		
4	Billy Bates, 2B	Brewers	11	Scott Pugh, 1B	Padres	1 (14th)	Beau Hale, RHP	Orioles
16	Rick Parker, SS	Phillies	45	Mike Morland, C	Blue Jays	4	Charlie Thames, RHP	Angels
18	Dennis Cook, OF	Giants	48	Kyle Moody, 2B	Padres	8	Phil Seibel, LHP	Expos
18	Michael Simon, OF	Mariners	56	*Scott Harrison, RHP	Royals	11	Tommy Nicholson, 2B	White Sox
28	Charles Phillips, RHP	Angels	1992 7 SELECTIONS			14	Todd West, SS	Brewers
33	David Denny, 3B	Phillies	1 (7th)	Calvin Murray, OF	Giants	16	D.J. Jones, LHP	Orioles
JUNE SECONDARY PHASE			5	Chris Abbe, C	Dodgers	24	Chris Houser, 3B	Indians
1 (14th)	Dodd Johnson, 3B	Braves	10	John Dickens, LHP	Royals	2001 2 SELECTIONS		
1986 6 SELECTIONS			24	Clay King, 3B	Giants	5	Gerrit Simpson, RHP	Rockies
JANUARY REGULAR PHASE			27	Scott Harrison, RHP	Expos	12	Albert Montez, RHP	Giants
15	*Jay Searcy, 3B	angels	38	Roberto DeLeon, 2B	Padres	2002 8 SELECTIONS		
JUNE REGULAR PHASE			41	Doug Pettit, RHP	Marlins	4	Alan Bomer, RHP	Yankees
1 (2nd)	Greg Swindell, LHP	Indians	1993 8 SELECTIONS			8	Ryan Hubele, C	Orioles
9	Wade Phillips, RHP	Tigers	1 (10th)	Brooks Kieschnick, OF	Cubs	8	Brad Halsey, LHP	Yankees
12	Daniel Pena, LHP	Dodgers	8	Tim Harkrider, SS	Angels	12	Brandon Fahey, 3B	Orioles
14	Doug Hodo, OF	Phillies	12	Darrick Duke, OF	Padres	12	Dustin Majewski, OF	Red Sox
JUNE SECONDARY PHASE			14	Braxton Hickman, 1B	Royals	14	Ray Clark, RHP	Yankees
1 (23rd)	Jay Searcy, 3B	Giants	22	Jay Vaught, RHP	Astros	20	Ben King, LHP	Yankees
1987 9 SELECTIONS			29	Greg Hillman, LHP	Cubs	41	Danny Muegge, RHP	Giants
1 (10th)	Kevin Garner, RHP	Padres	34	Joel Williamson, C	Pirates	2003 10 SELECTIONS		
1 (29th)	Mark Petkovsek, RHP	Rangers	57	Brian Carpenter, RHP	Dodgers	1 (33rd)	Omar Quintanilla, SS	Athletics
2	Curt Krippner, RHP	Brewers	1994 7 SELECTIONS			3	Tim Moss, 2B	Phillies
3	Scott Coolbaugh, 3B	Rangers	6	Clint Koppe, RHP	Reds	3	Dustin Majewski, OF	Athletics
24	Lenny Bell, 1B	Cubs	10	Jay Vaught, RHP	Indians	6	Eric Sultemeier, OF	Orioles
29	Brian Cisarik, OF	Mariners	10	Ryan Kjos, RHP	Tigers	8	Josh Smith, RHP	Yankees
29	John Morton, RHP	Rangers	10	Stephen Larkin, 1B	Rangers	18	Ryan Roberts, 3B	Blue Jays
38	Todd Haney, 2B	Mariners	34	Jose Flores, 3B	Phillies	19	Danny Muegge, RHP	Diamondbacks
47	Elanis Westbrooks, SS	Giants	37	Jeffrey Conway, OF	Padres	29	B.J. Jordan, LHP	Cardinals
1988 9 SELECTIONS			38	Brandon Peters, LHP	Twins	47	Justin Simmons, LHP	Cubs
2	Brian Johnson, C	Indians	1995 6 SELECTIONS			49	Michael Hollimon, SS	Twins
3	Preston Watson, RHP	Braves	1 (27th)	Shea Morenz, OF	Yankees	2004 9 SELECTIONS		
6	Greg Landry, RHP	Brewers	4	J.D. Smart, RHP	Expos	1 (31st)	J.P. Howell, LHP	Royals
6	Eric Stone, RHP	Tigers	18	Steve Randolph, LHP	Yankees	1 (40th)	Huston Street, RHP	Athletics
11	Joel Chimelis, SS	Athletics	22	J.R. Webb, C	Tigers	2	Curtis Thigpen, C	Blue Jays
14	Michael Patrick, C	Rangers	27	Ryan Kjos, RHP	Athletics	7	Seth Johnston, 2B	Orioles
16	Brian Cisarik, 1B	Padres	36	Jerry Taylor, OF	Indians	7	Buck Cody, LHP	Cardinals
30	John Jensen, OF	Cubs	1996 9 SELECTIONS			13	Kyle Yates, RHP	Blue Jays
46	Rusty Crockett, SS	Cubs	1 (28th)	Danny Peoples, 1B	Indians	15	J.D. Reininger, 3B	Reds
1989 6 SELECTIONS			7	Wylie Campbell, 2B	Reds	21	Justin Simmons, LHP	Dodgers
1 (20th)	Scott Bryant, OF	Reds	11	Jake O'Dell, RHP	Athletics	23	Matt Goodson, RHP	Red Sox
3	Shane Reynolds, RHP	Astros	17	Roman Escamilla, C	Royals	2005 6 SELECTIONS		
20	Arthur Butcher, OF	Brewers	21	Trey Salinas, C	Rays	2	J. Brent Cox, RHP	Yankees
26	Steve Bethea, SS	Padres	28	Donny Barker, RHP	Rays	3	Taylor Teagarden, C	Rangers
62	Mike Morland, C	Expos	52	Mark Cridland, OF	Indians	5	Seth Johnston, SS	Padres
1990 11 SELECTIONS			53	Matt Splawn, RHP	Mets	16	Buck Cody, LHP	Giants
1 (36th)	Kirk Dressendorfer, RHP	Athletics	53	Scott Leon, RHP	Rays	23	David Maroul, 3B	Giants
4	John Walker, OF	Braves	1997 3 SELECTIONS			28	Clayton Stewart, RHP	Phillies
6	David Tollison, 2B	Blue Jays	5	Kip Harkrider, SS	Dodgers	2006 5 SELECTIONS		
10	*Roger Luce, C	Tigers	21	Mark Cridland, OF	Brewers	1 (8th)	Drew Stubbs, OF	Reds
10	Mark Smith, OF	Cardinals	38	Mike Scarborough, OF	Pirates	1 (29th)	Kyle McCulloch, RHP	White Sox
14	Scott Frederickson, RHP	Padres	1998 1 SELECTION			14	Carson Kainer, OF	Reds
31	Todd Hotz, LHP	White Sox	34	Curt Kautsch, RHP	Brewers	36	*Adrian Alaniz, RHP	Cardinals
31	Michael Bradley, RHP	Padres	1999 1 SELECTION			38	*Randy Boone, RHP	Twins
36	Brian Dare, LHP	Braves	1 (36th) Kirk Dressendorfer, RHP Athletics					
36	*Mike Morland, C	Expos	4 John Walker, OF Braves					
46	Lance Jones, OF	Rangers	6 David Tollison, 2B Blue Jays					



LONGHORNS IN THE MAJOR LEAGUE DRAFT

**Drafted but did not sign*

RD.	PLAYER, POS.	TEAM	RD.	PLAYER, POS.	TEAM	RD.	PLAYER, POS.	TEAM
2007 11 SELECTIONS			2011 9 SELECTIONS			2016 4 SELECTIONS		
4	*Kyle Russell, OF	Cardinals	1 (12th)	Taylor Jungmann, RHP	Brewers	6	Tres Barrera, C	Nationals
4	Bradley Suttle, 1B	Yankees	2	Sam Stafford, LHP	Yankees	8	Ty Culbreth, LHP	Rockies
7	Randy Boone, RHP	Mariners	5	Brandon Loy, SS	Tigers	34	*Morgan Cooper, RHP	Nationals
8	Adrian Alaniz, RHP	Nationals	9	Cole Green, RHP	Reds	40	*Bret Boswell, SS	Pirates
14	James Russell, LHP	Cubs	21	Andrew McKirahan, LHP	Cubs	2017 11 SELECTIONS		
14	Joseph Krebs, LHP	Reds	24	Tant Shepard, 1B	Mets	2	Morgan Cooper, RHP	Dodgers
17	Chance Wheelless, 1B	Diamondbacks	41	*Austin Dicharry, RHP	Phillies	5	Nick Kennedy, LHP	Rockies
19	Nick Peoples, if	Cardinals	43	Stayton Thomas, RHP	Rays	6	Kyle Johnston, RHP	Nationals
33	Preston Clark, C	Cubs	45	Kevin Lusson, C	Rays	8	Bret Boswell, 2B	Rockies
34	*Kenn Kasperek, RHP	Nationals	2012 4 SELECTIONS			8	Kacy Clemens, 1B	Blue Jays
45	Clay Van Hook, if	Mariners	7	Hoby Milner, LHP	Phillies	8	Tyler Schimpf, RHP	Giants
19	Danny Muegge, RHP	D-backs	11	Jonathan Walsh, OF	Angels	13	Patrick Mathis, OF	Astros
2008 6 SELECTIONS			13	Sam Stafford, LHP	Rangers	22	Connor Mayes, RHP	Royals
3	Kyle Russell, OF	Dodgers	24	Austin Dicharry, RHP	Nationals	24	Zane Gurwitz, 2B	Angels
7	Jordan Danks, OF	White Sox	2013 4 SELECTIONS			26	Travis Jones, UTIL	Royals
11	Kyle Walker, LHP	Rockies	1 (39th)	Corey Knebel, RHP	Tigers	29	Jon Malmin, LHP	Angels
12	Kenn Kasperek, RHP	Mariners	11	Erich Weiss, if	Pirates	2018 5 SELECTIONS		
30	Casey Whitmer, RHP	Nationals	16	*Mark Payton, OF	Indians	3	Kody Clemens, 2B	Tigers
42	Riley Boening, LHP	Twins	24	*Nathan Thornhill, RHP	Astros	13	Nolan Kingham, RHP	Braves
2009 2 SELECTIONS			2014 6 SELECTIONS			13	Chase Shugart, RHP	Red Sox
5	Brandon Belt, 1B	Giants	6	John Curtiss, RHP	Twins	16	Josh Sawyer, LHP	Cubs
5	Austin Wood, LHP	Tigers	7	Mark Payton, OF	Yankees	28	Andy McGuire, INF	Blue Jays
2010 8 SELECTIONS			10	Dillon Peters, LHP	Marlins	2019 3 SELECTIONS		
1 (48th)	Chance Ruffin, RHP	Tigers	13	Nathan Thornhill, RHP	Phillies	7	Blair Henley, RHP	Astros
2	Brandon Workman, RHP	Red Sox	15	Lukas Schiraldi, RHP	Mariners	8	David Hamilton, SS	Brewers
3	Cameron Rupp, C	Phillies	19	*Parker French, RHP	Tigers	14	Ryan Reynolds, 3B	Cubs
4	Cole Green, RHP	Tigers	2015 5 SELECTIONS			2020 1 SELECTION		
7	Kevin Keyes, OF	Nationals	5	Parker French, RHP	Rockies	5	Bryce Elder, RHP	Braves
21	Connor Rowe, OF	Nationals	11	C.J. Hinojosa, SS	Giants			
24	Russell Moldenhauer, dh	Nationals	11	Ben Johnson, OF	Royals			
47	*Tant Shepard, 1B	Reds	26	Kirby Bellow, LHP	D-backs			
			29	Brooks Marlow, 2B	Astros			



TEXAS HAD 11 SELECTIONS IN THE 2017 MLB DRAFT, LED BY MORGAN COOPER IN THE SECOND ROUND



ALL-TIME LONGHORNS IN THE MAJORS

(CHRONOLOGICAL LISTING)

NAME	YEAR(S) AT UT	MLB DEBUT	NAME	YEAR(S) AT UT	MLB DEBUT	NAME	YEAR(S) AT UT	MLB DEBUT
Morris, Walter	1900	8/31/1908	Moore, Gary Douglas	1965-66	5/3/1970	Reynolds, Shane	1989	7/20/1992
Cone, Robert E.	1912-15	7/25/1915	Hooton, Burt	1969-71	6/17/1971	Haney, Todd	1986-87	9/9/1992
Massey, William H.	1913-14	4/12/1917	Chalk, David	1969-72	9/4/1973	Fredrickson, Scott	1990	4/30/1993
Falk, Bibb A.	1918-20	9/17/1920	Hardy, Larry	1968-70	4/28/1974	Kieschnick, Brooks	1991-93	4/3/1996
Fitzgerald, Howard C.	1920	9/17/1922	Beard, Mike	1970-71	9/7/1974	Belk, Tim	1991	6/25/1996
Falk, C.O.	1924-26	4/20/1925	Gideon, Jim	1973-75	9/14/1975	Halter, Shane	1991	4/6/1997
Odom, H.B.	1922-24	4/22/1925	Pape, Kenneth Wayne	1971-73	5/17/1976	Larkin, Stephen	1992-94	9/27/1998
Kibbie, H.K.	1923-24	6/13/1925	Cuellar, Robert	1972, 74	9/9/1977	Smart, J.D.	1993-95	4/6/1999
Cox, Leslie	1925	9/11/1926	Wortham, Richard	1973-76	5/3/1978	Murray, Calvin	1990-92	6/22/1999
Baker, Neal	1926-1927	6/26/1927	Pagel, Karl Douglas	1976	9/21/1978	Flores, Jose	1994	9/7/2002
Williamson, N. Howard	1925-26	7/7/1928	Moreland, Keith	1973-75	10/1/1978	Randolph, Stephen	1995	3/31/2003
Higgins, M. Frank	1928-30	6/25/1930	Brizzolara, Anthony J.	1976-77	5/19/1979	Seibel, Phil	1998-00	4/15/2004
Hughes, Tom	1928-29	9/9/1930	Gleaton, Jerry Dom	1978-79	7/11/1979	Halsey, Brad	2002	6/19/2004
Eckhardt, Oscar	1922	4/16/1932	Kearney, Robert Henry	1977	9/25/1979	Dunn, Scott	1997-99	9/11/2004
Hopkins, Meredith	1927-29	4/17/1934	Kainer, Donald Wayne	1975-77	9/6/1980	Street, Huston	2002-04	4/6/2005
Ankenman, Fred N.	1932-34	4/16/1936	Gardenhire, Ron	1978-79	9/1/1981	Howell, J.P.	2003-04	6/11/2005
Koy, Ernie	1931-33	4/18/1938	Robertson, Andre	1977-79	9/3/1981	Quintanilla, Omar	2001-03	7/31/2005
Midkiff, Richard	1935-36	4/24/1938	Creel, Steven Keith	1978-80	5/25/1982	Fahey, Brandon	2002	4/30/2006
Preibisch, Melvin	1934-36	9/17/1940	Wright, J. Ricky	1978-79	7/28/1982	Thigpen, Curtis	2002-04	6/6/2007
Hughson, C.C.	1937	4/16/1941	Acker, James J.	1978-80	4/7/1983	Teagarden, Taylor	2003-05	7/18/2008
Branch, Norman	1934-36	5/5/1941	Owen, Spike	1980-82	6/25/1983	Espineli, Eugene	2001-03	7/20/2008
Conway, Jack Clements	1937-39	9/9/1941	Clemens, Roger	1982-83	5/15/1984	Stubbs, Drew	2004-06	8/19/2009
Hatton, Grady	1941-43	4/16/1946	Schiraldi, Calvin	1981-83	9/1/1984	Russell, James	2007	4/5/2010
Deutsch, Melvin	1939-41	4/21/1946	Hearron, Jeff	1982-83	8/25/1985	LeCure, Sam	2003-04	5/28/2010
Layden, Pete	1939-41	4/28/1948	Ruffin, Bruce	1983, 85	6/28/1986	Belt, Brandon	2008-09	3/31/2011
Jackson, Ransom	1946-47	5/2/1950	Arnold, Tony Dale	1978-79 & 81	8/9/1986	Ruffin, Chance	2008-10	7/25/2011
Wall, Murray	1947-50	7/4/1950	Swindell, Greg	1984-86	8/21/1986	Danks, Jordan	2006-08	6/7/2012
Segrist, Kal H.	1950	7/16/1952	Brumley, Mike	1981-83	6/16/1987	Workman, Brandon	2008-10	7/10/2013
Hamilton, Tom	1947-49	9/4/1952	Capel, Mike	1982-83	5/7/1988	Rupp, Cameron	2008-10	9/10/2013
Gorin, Charles P.	1948-50	5/29/1954	Cook, Dennis	1985	9/12/1988	Knebel, Corey	2011-13	5/24/2014
Taylor, Harry Evans	1956-57	9/17/1957	Bates, Bill	1983-85	8/17/1989	McKirahan, Andrew	2009-11	4/12/2015
Reed, Howard Dean	1957	9/13/1958	Coolbaugh, Scott	1986-87	9/2/1989	Jungmann, Taylor	2009-11	6/9/2015
Alvis, Roy Maxwell	1958	9/11/1962	Richards, Rusty	1985-86	9/20/1989	Milner, Hoby	2010-12	6/24/2017
Graham, Wayne Leon	1956	4/10/1963	Parker, Richard A.	1985	5/4/1990	Curtiss, John	2012-14	8/25/2017
Shirley, Barton A.	1960	9/14/1964	Dressendorfer, Kirk	1988-90	4/13/1991	Peters, Dillon	2012-14	9/1/2017
Hartenstein, Charles O.	1962-64	9/11/1965	Petkovsek, Mark	1985-87	6/8/1991	Tres Barrera	2014-16	9/14/2019
Hague, Joe Clarence, Jr.	1964-65	9/19/1968	Tolentino, Jose	1983	7/28/1991			




GREG SWINDELL, A FIRST ROUND PICK IN 1986, PITCHED 17 SEASONS IN MAJOR LEAGUE BASEBALL WINNING THE 2001 WORLD SERIES WITH ARIZONA



ALL-TIME LONGHORNS IN THE MAJORS

(ALPHABETICAL LISTING)

NAME	YEAR(S) AT UT	MLB DEBUT	NAME	YEAR(S) AT UT	MLB DEBUT	NAME	YEAR(S) AT UT	MLB DEBUT
Acker, James J.	1978-80	4/7/1983	Gideon, Jim	1973-75	9/14/1975	Murray, Calvin	1990-92	6/22/1999
Alvis, Roy Maxwell	1958	9/11/1962	Gleaton, Jerry Dom	1978-79	7/11/1979	Odom, H.B.	1922-24	4/22/1925
Ankenman, Fred N.	1932-34	4/16/1936	Gorin, Charles P.	1948-50	5/29/1954	Owen, Spike	1980-82	6/25/1983
Arnold, Tony Dale	1978-79 & 81	8/9/1986	Graham, Wayne Leon	1956	4/10/1963	Pagel, Karl Douglas	1976	9/21/1978
Baker, Neal	1926-1927	6/26/1927	Hague, Joe Clarence, Jr.	1964-65	9/19/1968	Pape, Kenneth Wayne	1971-73	5/17/1976
Tres Barrera	2014-16	9/14/2019	Halsey, Brad	2002	6/19/2004	Parker, Richard A.	1985	5/4/1990
Bates, Bill	1983-85	8/17/1989	Halter, Shane	1991	4/6/1997	Peters, Dillon	2012-14	9/1/2017
Beard, Mike	1970-71	9/7/1974	Hamilton, Tom	1947-49	9/4/1952	Petkovsek, Mark	1985-87	6/8/1991
Belk, Tim	1991	6/25/1996	Haney, Todd	1986-87	9/9/1992	Preibisch, Melvin	1934-36	9/17/1940
Belt, Brandon	2008-09	3/31/2011	Hardy, Larry	1968-70	4/28/1974	Quintanilla, Omar	2001-03	7/31/2005
Branch, Norman	1934-36	5/5/1941	Hartenstein, Charles O.	1962-64	9/11/1965	Randolph, Stephen	1995	3/31/2003
Brizzolara, Anthony J.	1976-77	5/19/1979	Hatton, Grady	1941-43	4/16/1946	Reed, Howard Dean	1957	9/13/1958
Brumley, Mike	1981-83	6/16/1987	Hearron, Jeff	1982-83	8/25/1985	Reynolds, Shane	1989	7/20/1992
Capel, Mike	1982-83	5/7/1988	Higgins, M. Frank	1928-30	6/25/1930	Richards, Rusty	1985-86	9/20/1989
Chalk, David	1969-72	9/4/1973	Hooton, Burt	1969-71	6/17/1971	Robertson, Andre	1977-79	9/3/1981
Clemens, Roger	1982-83	5/15/1984	Hopkins, Meredith	1927-29	4/17/1934	Ruffin, Bruce	1983, 85	6/28/1986
Cone, Robert E.	1912-15	7/25/1915	Howell, J.P.	2003-04	6/11/2005	Ruffin, Chance	2008-10	7/25/2011
Conway, Jack Clements	1937-39	9/9/1941	Hughes, Tom	1928-29	9/9/1930	Rupp, Cameron	2008-10	9/10/2013
Cook, Dennis	1985	9/12/1988	Hughson, C.C.	1937	4/16/1941	Russell, James	2007	4/5/2010
Coolbaugh, Scott	1986-87	9/2/1989	Jackson, Ransom	1946-47	5/2/1950	Schiraldi, Calvin	1981-83	9/1/1984
Cox, Leslie	1925	9/11/1926	Jungmann, Taylor	2009-11	6/9/2015	Segrist, Kal H.	1950	7/16/1952
Creel, Steven Keith	1978-80	5/25/1982	Kainer, Donald Wayne	1975-77	9/6/1980	Seibel, Phil	1998-00	4/15/2004
Cuellar, Robert	1972, 74	9/9/1977	Kearney, Robert Henry	1977	9/25/1979	Shirley, Barton A.	1960	9/14/1964
Curtiss, John	2012-14	8/25/2017	Kibbie, H.K.	1923-24	6/13/1925	Smart, J.D.	1993-95	4/6/1999
Danks, Jordan	2006-08	6/7/2012	Kieschnick, Brooks	1991-93	4/3/1996	Street, Huston	2002-04	4/6/2005
Deutsch, Melvin	1939-41	4/21/1946	Knebel, Corey	2011-13	5/24/14	Stubbs, Drew	2004-06	8/19/2009
Dressendorfer, Kirk	1988-90	4/13/1991	Koy, Ernie	1931-33	4/18/1938	Swindell, Greg	1984-86	8/21/1986
Dunn, Scott	1997-99	9/11/2004	Larkin, Stephen	1992-94	9/27/1998	Taylor, Harry Evans	1956-57	9/17/1957
Eckhardt, Oscar	1922	4/16/1932	Layden, Pete	1939-41	4/28/1948	Teagarden, Taylor	2003-05	7/18/2008
Espineli, Eugene	2001-03	7/20/2008	LeCure, Sam	2003-04	5/28/2010	Thigpen, Curtis	2002-04	6/6/2007
Fahey, Brandon	2002	4/30/2006	Massey, William H.	1913-14	4/12/1917	Tolentino, Jose	1983	7/28/1991
Falk, Bibb A.	1918-20	9/17/1920	McKirahan, Andrew	2009-11	4/12/2015	Wall, Murray	1947-50	7/4/1950
Falk, C.O.	1924-26	4/20/1925	Midkiff, Richard	1935-36	4/24/1938	Williamson, N. Howard	1925-26	7/7/1928
Fitzgerald, Howard C.	1920	9/17/1922	Milner, Hoby	2010-12	6/24/2017	Workman, Brandon	2008-10	7/10/2013
Flores, Jose	1994	9/7/2002	Moore, Gary Douglas	1965-66	5/3/1970	Wortham, Richard	1973-76	5/3/1978
Fredrickson, Scott	1990	4/30/1993	Moreland, Keith	1973-75	10/1/1978	Wright, J. Ricky	1978-79	7/28/1992
Gardenhire, Ron	1978-79	9/1/1981	Morris, Walter	1900	8/31/1908			



ROGER CLEMENS, A FIRST ROUND PICK IN 1983, PITCHED 24 SEASONS IN MAJOR LEAGUE BASEBALL AND WON A RECORD SEVEN CY YOUNG AWARDS



TEAM RECORDS SUMMARY

NCAA Division I Record, ^ tied for NCAA Division I Record

SEASON	
Most Games, total.....	80, 1983 team
Most Games, collegiate.....	80, 1983 team
Most Victories, total.....	66, 1983 team
Most Victories, collegiate.....	66, 1983 team
Most Losses, total.....	32, 1998 team
Most Losses, collegiate.....	32, 1998 team
Best Winning Percentage.....	.908 (59-6), 1982 team

HITTING	
Most At Bats.....	2,512, 1985 team
Most Runs Scored.....	663, 1985 team
Most Hits.....	785, 1985 team
Most Doubles.....	177, 1989 team
Most Triples.....	51, 1975 team
Most Home Runs.....	81, 2010 team
Most Total Bases.....	1,186, 2002 team
Most Runs Batted In.....	597, 1985 team
Most Sacrifice Hits.....	126, 2000 team#
Most Bases on Balls.....	548, 1985 team
Most Strikeouts.....	497, 2018 team
Most Stolen Bases.....	173, 1982 team
Most Double Plays.....	80, 2005 team
Longest Winning Streak.....	34, 1977 team^
Consecutive Wins to Open Season.....	34, from 2/8-3/25/77
.....	<i>Streak ended March 27, 1977 in 4-3, 14-inn. loss to Rice</i>
Highest Batting Average.....	.325, 1975 team
Highest Slugging Percentage.....	.508, 1974 team

PITCHING & FIELDING	
Most Innings Pitched.....	669, 1983 team
Most Saves.....	23, 2002 & 2011 team
Lowest Earned Run Average.....	1.88, 1970 team
Most Complete Games.....	40, 1983 team
Most Shutouts.....	16, 1975 team
Most Strikeouts of Opponent.....	618, 1985 team
Fewest Hits per Nine Innings.....	6.33, 1970 team
Fewest Runs per Nine Innings.....	2.48, 1970 team
Fewest Walks per Nine Innings.....	2.25, 2001 team
Highest Fielding Percentage.....	.982, 2011 team
.....	.982, 2017 team
Fewest Errors.....	43, 2017 team

GAME	
Longest Game by Inn.....	25, 5/30-31/2009 vs. Boston College (W, 3-2)#
.....	<i>(7 hours, 3 minutes)</i>
.....	20, 4/9-10/2004 at Kansas State (W, 10-6)
.....	20, 5/15-16/1981 vs. Rice (W, 7-6)
Most At-Bats.....	91, 5/30-31/2009 vs. Boston College#
Most Plate Appearances.....	102, 5/30-31/2009 vs. Boston College#
Most Runs Scored.....	29, 2/8/1994 vs. St. Mary's (Texas)
Most Runs Scored, Inning.....	16, 5/3/1950 vs. Baylor (2nd inning)
Most Runs Scored, Opponent.....	31, 4/11/2008 at Missouri
Most Hits.....	25, 3/10/1998 vs. Southern Illinois
.....	25, 3/21/1953 vs. Baylor
Most Doubles.....	11, 2/13/2007 vs. UT Pan American
Most Triples.....	6, 3/10/1998 vs. Southern Illinois
Most Home Runs.....	6, 4/25/1998 at Missouri
.....	6, 3/24/1984 at Houston
.....	6, 5/4/1997 at Nebraska
.....	6, 3/21/1953 vs. Baylor
Most Consecutive Home Runs.....	4, 4/8/1967 at Baylor (7th inn.)
Most Total Bases.....	49, 3/21/1953 vs. Baylor
Most Runs Batted In.....	28, 2/8/1994 vs. St. Mary's (Texas)
Most Bases on Balls.....	24, 2/8/1995 vs. St. Mary's (Texas)
Most Strikeouts.....	21, 3/23/2011 at Oklahoma State
Most Strikeouts, of opp.....	22, 5/30-31/2009 vs. Boston College (25 inn.)
.....	20, 3/12/2010 vs. Iowa
.....	19, 3/18/1988 vs. SW Louisiana
.....	19, 3/19/1971 vs. Texas Tech
Most Hit By Pitch, Inning.....	4, 3/27/1993 vs. Dallas Baptist (3rd inn.)
Most Sacrifice Hits.....	7, 6/6/2009 vs. TCU
Most Sacrifice Flies.....	5, 3/1/1989 vs. Hardin-Simmons
Most Fielding Chances.....	115, 5/30/2009 vs. Boston College#
Most Putouts.....	75, 5/30/2009 vs. Boston College^
Most Assists.....	37, 5/30/2009 vs. Boston College



INDIVIDUAL RECORDS SUMMARY

*NCAA DIVISION I record | ^ believed to be NCAA record | # Prior to 1960 historical records

CAREER

Most Games	260, Jeff Ontiveros, 1999-2002
Highest Batting Average.....	.395, Dustin Majewski, 2002-03
Most At Bats	922, Jeff Ontiveros, 1999-2002
Most Runs Scored	250, Spike Owen, 1980-82
Most Hits	296, David Denny, 1982-85
Most Doubles	78, David Denny, 1982-85
Most Triples	20, Bill Bates, 1983-85
Most Home Runs	57, Kyle Russell, 2006-08
Most Total Bases	510, Jeff Ontiveros, 1999-2002
Most Runs Batted In	228, David Denny, 1982-85
Most Stolen Bases	139, Calvin Murray, 1990-92
Most Innings Pitched	456.2, Richard Wortham, 1973-76
Most Victories, pitcher	50, Richard Wortham, 1973-76
Most Conf. Victories, pitcher	28, Bobby Layne, 1944, 46-48
Highest Winning Pct. (min. 10 dec.)	1.000 (11-0), Bobby Cuellar, 1971-74
.....	1.000 (11-0), Tommy Moore, 1965-67
Highest Conf. Winning Pct. (min. 10 dec.).....	1.000 (28-0) Bobby Layne
.....	1944, 46-48
Most Saves	41, Huston Street, 2002-04
Lowest ERA (min. 100 IP)	1.14, Burt Hooton, 1969-71
Most Strikeouts	501, Greg Swindell, 1984-86
Reached-Base Streak.....	101 games, Mark Payton (2013-14)^

SEASON

Most Games.....	80, Jose Tolentino, 1983
Highest Batting Average.....	.429, Brian Cisarik, 1987
Longest Hitting Streak	25, Michael Torres, 2008
Most At Bats	304, Seth Johnston, 2005
Most Runs Scored	100, Bill Bates, 1985
Most Hits	115, Seth Johnston, 2005
Most Doubles.....	32, Scott Bryant, 1989
Most Triples.....	13, Bill Bates, 1985
Most Home Runs.....	28, Kyle Russell, 2007
Highest Slugging Percentage.....	.878, Tom Hamilton, 1949
Most Total Bases	199, Scott Bryant, 1989
Most Runs Batted In.....	112, Scott Bryant, 1989
Most Sacrifice Hits.....	29, Todd West, 2000
Most Bases on Balls	112*, Coby Kerlin, 1985
Most Strikeouts	75, Drew Stubbs, 2004
Most Stolen Bases	49, Calvin Murray, 1990
Most Games Pitched.....	42, Charlie Thames, 2000
Most Innings Pitched.....	172, Greg Swindell, 1985
Most Victories.....	19, Greg Swindell, 1985
.....	19, Jim Gideon, 1974
Most Losses	10, Harry Taylor, 1956
Lowest Earned Run Average.....	0.80, Kirk Killingsworth, 1982 (67.2 IP)
.....	0.88, Burt Hooton, 1969 (102 IP)
Most Strikeouts, pitcher	204, Greg Swindell, 1985
Most Bases on Balls, pitcher	78, Curt Krippner, 1987
Most Complete Games.....	15, Kirk Dressendorfer, 1989
.....	15, Greg Swindell, 1985
Most Shutouts	6, Greg Swindell, 1985
.....	6, Burt Hooton, 1971
Most Saves	19, Corey Knebel, 2011
.....	19, J. Brent Cox, 2005
.....	19, Charlie Thames, 2000

GAME

Most At Bats	12, Michael Torres vs. Boston College (5/30/2009)
.....	12, Travis Tucker vs. Boston College (5/30/2009)
Most Runs Scored	5, Kevin Lusson vs. Texas State (4/28/2009)
.....	5, Ben Emond vs. Oklahoma State (3/26/2000)
.....	5, Jeff Ontiveros at Kansas State (3/19/2000)
.....	5, Brett Loeffler vs. Miami (Fla.) (3/1/1997)
.....	5, Danny Peoples at TCU (5/4/1996)
.....	5, Danny Peoples vs. Houston (3/ 17/1996)
.....	5, Kip Harkrider vs. UT Arlington (2/25/1996)
.....	5, Wylie Campbell vs. Louisiana Tech (2/4/1995)
.....	5, Joe Bruno vs. St. Mary's (Texas) (2/16/1978)
.....	5, Ward Summers vs. Sam Houston State (3/1/1965)
.....	5, Bob Towery vs. TCU (5/10/1952)
.....	5, Bobby Layne at McMurray College (3/30/1946)
Most Hits	6, Ruben Ortega at McMurray College (3/30/1946)
Most Doubles.....	4, Scott Bryant vs. Oklahoma (3/10/1989) (12 inn.)
Most Triples.....	3, Garry Pyka vs. Texas Lutheran (2/25/1975)
Most Home Runs.....	3, J.D. Reininger vs. TCU (4/30/2002)
.....	3, Brett Loeffler at Kansas (4/22/1997)
.....	3, David Denny at TCU (4/8/1984)
.....	3, Wendell Hibbett at Texas Tech (5/1/1976)
.....	3, David Chalk vs. Rice (4/4/1969 - Game #2)
Most RBI.....	10, Ron Gardenhire vs. Arkansas (3/5/1978)
Most Total Bases	13, J.D. Reininger vs. TCU (4/30/2002)
.....	12, Brett Loeffler at Kansas (4/22/1997)
.....	12, Braxton Hickman vs. Emporia State (3/22/1993)
.....	12, Braxton Hickman vs. Howard Payne (3/2/1993)
.....	12, David Denny at TCU (4/8/1984)
.....	12, Wendell Hibbett at Texas Tech (5/1/1976)
.....	12, Mike Anderson at Baylor (4/5/1975, Game 2)
.....	12, Rick Bradley at Baylor (4/4/1975)
.....	12, David Chalk vs. Rice (4/4/1969 - Game #2)
.....	12, Roy Menge vs. TCU (4/30/1960)
.....	12, Max Alvis vs. Amarillo (pro) (4/3/1958 - Game #1)
.....	12, Travis Eckert vs. Baylor (4/25/1953)
Most Strikeouts	6, Cameron Rupp vs. Boston College (5/30/2009)
Most Bases on Balls	5, many times, last Kevin Pate vs. Dallas Baptist (4/8/1991)
Most Stolen Bases	5, MacGregor Byers vs. St. Mary's (Texas) (2/13/1996)
Most Innings Pitched	17, Tommy Jungman at SMU (5/6/1955)
Most Strikeouts, Pitcher	19, Eric Stone vs. SW Louisiana (3/18/1988)
.....	19, Burt Hooton vs. Texas Tech (3/19/1971) (13 inn.)
Most Bases on Balls, Pitcher	10, Rick Burley vs. USC (6/10/1973)



INDIVIDUAL SEASON RECORDS: HITTING

*NCAA DIVISION I record | ^ believed to be NCAA record | # Prior to 1960 historical records

BATTING AVG. (MIN. 150 ABS)

1.	Brian Cisarik (1987)	.429
2.	Tom Hamilton (1949)	.417#
3.	Woody Woodman (1958)	.413#
4.	Keith Moreland (1975)	.410
5.	John Langerhans (1971)	.408
6.	David Chalk (1971)	.405
7.	Dustin Majewski (2002)	.401
8.	Keith Moreland (1974)	.399
9.	Mike Patrick (1988)	.398
10.	Rick Bradley (1974)	.397

Sr.—.417 Hamilton (1949); Jr.—.429 Cisarik (1987); So.—.399 Moreland (1974); Fr.—.372 Chris Edelstein (1995)

SLUGGING PCT. (MIN. 150 ABS)

1.	Tom Hamilton (1949)	.878#
2.	Kyle Russell (2007)	.807
3.	Charles Bigham (1951)	.771#
4.	John Langerhans (1971)	.743
5.	Danny Peoples (1996)	.741
6.	Kody Clemens (2018)	.726
7.	Scott Bryant (1989)	.718
8.	Brett Loeffler (1997)	.710
9.	Brooks Kieschnick (1993)	.708
10.	Brooks Kieschnick (1991)	.701

Sr. — .684 Cridland (1998); Jr. — .878 Hamilton (1949); So. — .807 Russell (2007); Fr. — .701 Kieschnick (1991)

ON-BASE PCT. (MIN. 150 ABS)

1.	Brian Cisarik (1987)	.535
2.	Brian Cisarik (1988)	.531
3.	Spike Owen (1981)	.528
4.	Coby Kerlin (1985)	.519
5.	Coby Kerlin (1987)	.518
	Spike Owen (1980)	.518
7.	Danny Peoples (1996)	.517
8.	Brett Loeffler (1997)	.510
9.	John Langerhans (1971)	.508
10.	Dennis Cook (1985)	.500

Sr. — .491 Jerry Jones (1977); Jr. — .531 Cisarik (1988); So. — .535 Cisarik (1987); Fr. — .519 Kerlin (1985)

AT-BATS

1.	Seth Johnston (2005)	304
2.	Tim Moss (2002)	302
3.	David Denny (1985)	297
	David Denny (1984)	297
5.	Jose Tolentino (1983)	288
6.	Drew Stubbs (2005)	283
7.	Omar Quintanilla (2003)	282
8.	Bill Bates (1985)	280
9.	Curtis Thigpen (2004)	278
	Lance Jones (1989)	278

Sr. — 304 Johnston (2005) | Jr. — 297 Denny (1984) | So. — 302 Moss (2002); Fr. — 268 Calvin Murray (1990)

RUNS SCORED

1.	Bill Bates (1985)	100
2.	Spike Owen (1980)	95
3.	Brian Cisarik (1987)	87
	Coby Kerlin (1985)	87
5.	Lance Jones (1989)	85
6.	Scott Bryant (1989)	83
7.	Tim Moss (2003)	82
8.	Brian Cisarik (1988)	81
9.	Scott Coolbaugh (1987)	80
10.	Bill Bates (1984)	79

Sr. — 81 Cisarik (1988); Jr. — 100 Bates (1985); So. — 87 Kerlin (1985); Fr. — 95 Owen (1980)

HITS

1.	Seth Johnston (2005)	115
2.	Tim Moss (2002)	112
3.	Dustin Majewski (2003)	107
	Scott Bryant (1989)	107
5.	Mike Patrick (1988)	106
	Brian Cisarik (1987)	106
7.	Curtis Thigpen (2004)	105
8.	Keith Moreland (1974)	103
9.	David Denny (1984)	102
10.	Bill Bates (1985)	101

Sr. — 115 Johnston (2005); Jr. — 107 Bryant (1989); So. — 112 Moss (2002); Fr. — 80 Drew Stubbs (2004)

DOUBLES

1.	Scott Bryant (1989)	32
2.	Omar Quintanilla (2003)	29
	David Denny (1984)	29
	Randy Day (1982)	29
5.	Curtis Thigpen (2004)	28
	Jose Tolentino (1983)	28
7.	Brooks Kieschnick (1993)	27
	Mike Patrick (1988)	27
9.	David Denny (1985)	26
10.	Carson Kainer (2006)	25
	Keith Moreland (1974)	25

Sr. — 29 Day (1982); Jr. — 32 Bryant (1989); So. — 25 Moreland (1974); Fr. — 22 Quintanilla (2001)

TRIPLES

1.	Bill Bates (1985)	13
2.	Tim Moss (2003)	9
	Ron Gardenhire (1979)	9
4.	Mark Payton (2012)	8
	Jason Cox (1999)	8
	Shane Halter (1991)	8
	Brian Cisarik (1988)	8
	Garry Pyka (1975)	8
	Mickey Reichenbach (1975)	8
10.	Ben Johnson (2015)	7
	Erich Weiss (2011)	7
	Jordan Danks (2008)	7
	Tim Moss (2002)	7
	Lance Jones (1990)	7
	Doug Duncan (1975)	7
	Travis Eckert (1953)	7#

Sr. — 9 Gardenhire (1979); Jr. — 13 Bates (1985); So. — 8 Pyka (1975) & Reichenbach (1975); Fr. — 7 Weiss (2011)



INDIVIDUAL SEASON RECORDS: HITTING

*NCAA DIVISION I record | ^ believed to be NCAA record | # Prior to 1960 historical records

HOME RUNS

1. Kyle Russell (2007).....	28
2. Kody Clemens (2018).....	24
3. Jeff Ontiveros (2002).....	20
4. Kyle Russell (2008).....	19
Brooks Kieschnick (1993).....	19
6. Scott Bryant (1989).....	18
7. Mark Cridland (1998).....	17
Danny Peoples (1996).....	17
9. Kevin Keyes (2010).....	15
Chris Abbe (1992).....	15
Scott Coolbaugh (1987).....	15
Sr. — 20 Ontiveros (2002); Jr. — 24 Kody Clemens (2018); So. — 28 Russell (2007); Fr. — 14 Ontiveros (1999) & Kieschnick (1991)	

RUNS BATTED IN

1. Scott Bryant (1989).....	112
2. David Denny (1985).....	99
3. Danny Peoples (1996).....	86
4. Dustin Majewski (2003).....	85
5. Brooks Kieschnick (1993).....	81
6. Scott Coolbaugh (1987).....	80
7. Jamie Doughty (1984).....	78
8. Omar Quintanilla (2003).....	76
9. Jason Layne (1996).....	74
10. Braxton Hickman (1993).....	74
Sr. — 99 Denny (1985); Jr. — 112 Bryant (1989); So. — 72 Kody Clemens (2018) & Keith Moreland (1974); Fr. — 66 Kieschnick (1991)	

TOTAL BASES

1. Scott Bryant (1989).....	199
2. Brooks Kieschnick (1993).....	182
3. Kody Clemens (2018).....	180
Kyle Russell (2007).....	180
5. Dustin Majewski (2003).....	177
6. Bill Bates (1985).....	175
7. Seth Johnston (2005).....	172
8. Scott Coolbaugh (1987).....	169
David Denny (1984).....	169
10. Jose Tolentino (1983).....	168
Sr. — 177 Majewski (2003); Jr. — 199 Bryant (1989); So. — 180 Russell (2007); Fr. — 143 Kieschnick (1991)	

BASES ON BALLS

1. Coby Kerlin (1985).....	NCAA Record 112
2. Spike Owen (1981).....	95
3. Spike Owen (1980).....	93
4. Brian Cisarik (1988).....	83
5. Brian Cisarik (1987).....	70
6. Coby Kerlin (1987).....	69
Bill Bates (1985).....	69
8. Steve Bethea (1989).....	66
Lance Jones (1989).....	66
10. Coby Kerlin (1986).....	65
Sr. — 83 Cisarik (1988); Jr. — 70 Cisarik (1987); So. — 112 Kerlin (1985); Fr. — 93 Owen (1980)	

HIT BY PITCHES

1. Jeff Ontiveros (2000).....	23
2. Ryan Reynolds (2018).....	18
3. Nick Peoples (2007).....	17
Jeff Ontiveros (2002).....	17
Ryan Brooks (2001).....	17
Jeff Ontiveros (2001).....	17
Jeff Ontiveros (1999).....	17
8. Travis Tucker (2008).....	16
9. Matt Rosenberg (2001).....	15
Matt Rosenberg (2000).....	15
Jeff Conway (1993).....	15
Sr. — 17 Peoples (2007), Ontiveros (2002) & Brooks (2001); Jr. — 17 Ontiveros (2001); So. — 23 Ontiveros (2000); Fr. — 17 Ontiveros (1999)	

STRIKEOUTS

1. Drew Stubbs (2004).....	75
2. Jordan Etier (2010).....	73
3. Drew Stubbs (2005).....	71
4. Zach Zulia (2018).....	66
5. Jeff Ontiveros (1999).....	65
6. Kyle Russell (2007).....	64
7. Masen Hibbeler (2018).....	62
J.D. Reininger (2002).....	62
9. Cameron Rupp (2010).....	61
10. Duke Ellis (2019).....	60
Kyle Russell (2008).....	60
Drew Stubbs (2006).....	60
Sr. — 55 Maroul (2005); Jr. — 61 Rupp (2010); So. — 73 Etier (2010); Fr. — 75 Stubbs (2004)	

SACRIFICE FLIES

1. David Denny (1985).....	19
2. Brian Cisarik (1987).....	12
3. Taylor Teagarden (2004).....	9
Braxton Hickman (1993).....	9
Brooks Kieschnick (1992).....	9
Larry Long (1981).....	9
7. 9 Players Tied.....	8
Sr. — 19 Denny (1985); Jr. — 12 Cisarik (1987); So. — 9 Teagarden (2004) & Kieschnick (1992); Fr. — 6 Mark Payton (2011) & Kieschnick (1991)	

SACRIFICE BUNTS

1. Todd West (2000).....	29
2. Brandon Loy (2009).....	25
3. Ben Emond (2000).....	22
4. Drew Stubbs (2005).....	21
5. Brandon Loy (2010).....	17
6. Ben Johnson (2015).....	16
C.J. Hinojosa (2014).....	16
Nick Peoples (2006).....	16
Seth Johnston (2004).....	16
Curtis Thigpen (2003).....	16
Chris Houser (2000).....	16
Sr. — 22 Emond (2000); Jr. — 29 West (2000); So. — 21 Stubbs (2005); Fr. — 25 Loy (2009)	



INDIVIDUAL SEASON RECORDS: HITTING/FIELDING

*NCAA DIVISION I record | ^ believed to be NCAA record | # Prior to 1960 historical records

STOLEN BASES

1. Calvin Murray (1990).....	49
2. Calvin Murray (1992).....	47
3. Wylie Campbell (1996).....	43
Calvin Murray (1991).....	43
Mike Brumley (1982).....	43
6. Tim Moss (2002).....	40
7. Spike Owen (1982).....	39
8. Bill Bates (1984).....	36
9. Lance Jones (1990).....	34
Bill Bates (1985).....	34
Sr. — 34 Jones (1990); Jr. — 47 Murray (1992);	
So. — 43 Murray (1991) & Brumley (1982); Fr. — 49 Murray (1990)	

PUTOUTS

1. Tant Shepherd (2011).....	689
2. Chris Campbell (1981).....	685
3. Jeff Ontiveros (2000).....	669
4. Jose Tolentino (1983).....	659
5. Scott Pugh (1991).....	657
6. Kacy Clemens (2014).....	626
7. Jeff Ontiveros (2002).....	610
8. Tant Shepherd (2010).....	605
9. Chance Wheeless (2005).....	594
10. Chris Campbell (1980).....	590
Sr. — 689 Shepherd (2011); Jr. — 659 Tolentino (1983); So. — 669 Ontiveros	
(2000); Fr. — 626 Clemens (2014)	

RECORDED HITTING STREAKS (GAMES)

1. Michael Torres (2008).....	25
2. Rick Bradley (1974).....	24
3. MacGregor Byers (1995).....	21
4. Rusty Crockett (1988).....	20
5. Drew Stubbs (2005).....	19
Chris Edelstein (1995).....	19
7. Omar Quintanilla (2002-03).....	18
Kip Harkrider (1995).....	18
9. Tant Shepherd (2010).....	17
Chance Wheeless (2007).....	17
Jason Aspito (1999).....	17
Craig Newkirk (1989).....	17
Sr. — 20 Crockett (1988); Jr. — 25 Torres (2008); So. — 19 Stubbs (2005);	
Fr. — 19 Edelstein (1995)	

ASSISTS

1. Spike Owen (1981).....	265
2. Todd West (2000).....	244
3. Bill Bates (1984).....	237
4. Omar Quintanilla (2003).....	234
5. Spike Owen (1980).....	230
6. Seth Johnston (2005).....	219
7. Shane Halter (1991).....	218
Bill Bates (1985).....	218
9. Kip Harkrider (1996).....	212
10. Tim Harkrider (1992).....	211
Todd Haney (1987).....	211
Sr. — 219 Johnston (2005); Jr. — 244 West (2000); So. — 265 Owen (1981); Fr. — 230	
Owen (1980)	

FIELDING PCT. (MIN. 100 CHANCES)

1. Tres Barrera (2015).....	1.000
Kacy Clemens (2015).....	1.000
Jordan Danks (2007).....	1.000
Chance Wheeless (2004).....	1.000
Shawn Schumacher (1998).....	1.000
Jerry Taylor (1995).....	1.000
Eddie Toledo (1988).....	1.000
Mike Zatopek (1980).....	1.000
Kevin Shannon (1978).....	1.000
Rick Burley (1973).....	1.000
Sr. — Taylor (1995); Jr. — 1.000 Schumacher (1998), Toledo (1988), Zatopek	
(1980) & Burley (1973); So. — 1.000 Danks (2007), Barrera (2015) & Clemens (2015);	
Fr. — 1.000 Wheeless (2004) & Shannon (1978)	

DOUBLE PLAYS TURNED

1. Jeff Ontiveros (2000).....	73
2. Chance Wheeless (2005).....	59
3. Seth Johnston (2005).....	57
Kacy Clemens (2014).....	57
5. Robby Hudson (2005).....	56
Brooks Marlow (2014).....	56
7. Jeff Ontiveros (1999).....	55
Jeff Ontiveros (2002).....	55
9. Brandon Belt (2008).....	54
10. Tant Shepherd (2010).....	52
Braxton Hickman (1993).....	52

CHANCES

1. Tant Shepherd (2011).....	727
2. Chris Campbell (1981).....	722
3. Jeff Ontiveros (2000).....	721
4. Jose Tolentino (1983).....	711
5. Scott Pugh (1991).....	697
6. Tant Shepherd (2010).....	662
7. Kacy Clemens (2014).....	659
8. Jeff Ontiveros (2002).....	651
9. Taylor Teagarden (2004).....	641
10. Chance Wheeless (2005).....	640
Sr. — 727 Shepherd (2011); Jr. — 711 Tolentino (1983); So. — 721 Ontiveros (2000);	
Fr. — 659 Clemens (2014)	



INDIVIDUAL SEASON RECORDS: PITCHING

*NCAA DIVISION I record | ^ believed to be NCAA record | # Prior to 1960 historical records

EARNED RUN AVG. (MIN. 50 IP)

1. Kirk Killingsworth (1982).....	0.80
2. Burt Hooton (1969).....	0.88
3. Keith Walker (1978).....	1.09
4. Burt Hooton (1971).....	1.109
5. Robert Shaeffer (1977).....	1.112
6. Chance Ruffin (2010).....	1.113
7. Corey Knebel (2011).....	1.13
8. Huston Street (2003).....	1.33
9. James Street (1969).....	1.34
10. Larry Hardy (1970).....	1.36

Sr. — 1.11 Shaeffer (1977); Jr. — 0.80 Killingsworth (1982); So. — 1.09 Walker (1978); Fr. — 0.88 Hooton (1969)

OPPONENTS BATTING AVG. (MIN. 50 IP)

1. Burt Hooton (1969).....	.136
2. Corey Knebel (2011).....	.151
3. Burt Hooton (1971).....	.155
4. Ron Roznovsky (1972).....	.157
5. Taylor Jungmann (2011).....	.165
6. Richard Wortham (1976).....	.171
7. Richard Wortham (1973).....	.1736
8. James Street (1969).....	.1737
9. James Street (1970).....	.175
10. Rick Burley (1973).....	.176

Sr. — .171 Wortham (1976); Jr. — .155 Hooton (1971); So. — .181 H. Street (2003); Fr. — .136 Hooton (1969)

WALKS

1. Curt Krippner (1987).....	78
2. Richard Wortham (1976).....	76
3. Eric Stone (1988).....	72
4. Scott Dunn (1999).....	69
Richard Wortham (1975).....	69
6. Preston Watson (1988).....	65
Keith Creel (1980).....	65
8. Scott Dunn (1998).....	64
Ron Roznovsky (1972).....	64
10. Kirk Dressendorfer (1989).....	63
Jerry Don Gleaton (1979).....	63
Richard Wortham (1974).....	63

Sr. — 76 Wortham (1976); Jr. — 78 Krippner (1987); So. — 64 Dunn (1998); Fr. — 55 Wortham (1973)

WALKS PER 9 INNINGS PITCHED (MIN. 50 IP)

1. Albert Montes (2001).....	0.77
2. Wade Phillips (1983).....	1.14
3. Roger Clemens (1983).....	1.19
4. David Burleson (1961).....	1.22
5. Tony Arnold (1981).....	1.30
6. Robert Culley (1981).....	1.52
7. Huston Street (2003).....	1.57
8. Cole Green (2011).....	1.70
9. Don Kainer (1977).....	1.73
10. John Collier (1965).....	1.75

Sr. — 1.52 Culley (1981); Jr. — 0.77 Montes (2001); So. — 1.57 H. Street (2003); Fr. — 1.14 Phillips (1983)

STRIKEOUTS

1. Greg Swindell (1985).....	204
2. Greg Swindell (1986).....	180
3. Kirk Dressendorfer (1989).....	176
4. J.P. Howell (2004).....	166
5. Burt Hooton (1971).....	153
6. Kirk Dressendorfer (1990).....	152
7. Roger Clemens (1983).....	151
8. Curt Krippner (1987).....	147
9. Richard Wortham (1976).....	141
10. Eric Stone (1988).....	140

Sr. — 141 Wortham (1976); Jr. — 180 Swindell (1986); So. — 204 Swindell (1985); Fr. — 136 Hooton (1969)

STRIKEOUTS PER 9 INNINGS PITCHED (MIN. 50 IP)

1. Burt Hooton (1971).....	14.15
2. Chance Ruffin (2010).....	13.50
3. Rick Burley (1974).....	12.26
4. Burt Hooton (1969).....	12.00
5. Greg Swindell (1986).....	11.94
6. Rick Burley (1973).....	11.54
7. James Street (1970).....	11.20
8. Larry Hardy (1970).....	11.18
9. J.P. Howell (2004).....	11.04
10. Kirk Dressendorfer (1990).....	10.91
Mike Beard (1970).....	10.91

Sr. — 12.26 Burely (1974); Jr. — 14.15 Hooton (1971); So. — 10.91 Beard (1970); Fr. — 12.00 Hooton (1969)

WINS

1. Greg Swindell (1985).....	19
Jim Gideon (1974).....	19
3. Kirk Dressendorfer (1989).....	18
4. Tony Arnold (1981).....	17
Jim Gideon (1975).....	17
6. Justin Simmons (2002).....	16
Brooks Kieschnick (1993).....	16
Keith Creel (1980).....	16
9. J.P. Howell (2004).....	15
Kirk Dressendorfer (1988).....	15
Eric Stone (1988).....	15
Mark Petkovsek (1987).....	15
Don Kainer (1977).....	15
Richard Wortham (1975).....	15

Sr. — 14 Wortham (1976) & Ron Roznovsky (1973); Jr. — 17 Arnold (1981) & Gideon (1975); So. — 19 Swindell (1985) & Gideon (1974); Fr. — 15 Dressendorfer (1988)

WINNING PCT. (MIN. 9 DEC.)

1. Jim Gideon (1975).....	1.000 (17-0)
2. Rick Burley (1974).....	1.000 (13-0)
3. Burt Hooton (1969).....	1.000 (12-0)
4. Richard Wortham (1973).....	1.000 (11-0)
5. 6 players tied.....	1.000 (9-0)

Sr. — 13-0 Burley (1974); Jr. — 17-0 Gideon (1975); So. — 9-0 Capel (1982); Fr. — 12-0 Hooton (1969)



INDIVIDUAL SEASON RECORDS: PITCHING

*NCAA DIVISION I record | ^ believed to be NCAA record | # Prior to 1960 historical records

LOSSES

1.	Harry Taylor (1956)	10#
2.	Blair Henley (2018)	7
	Cole Green (2008)	7
	D.J. Jones (1999)	7
	Rad Weaver (1997)	7
6.	11 players	6
	Sr. — 6 Randy Boone (2007), Danny Muegge (2003) & Clint Irby (1955);	
	Jr. — 7 Jones (1999) & Weaver (1997); So. — 10 Taylor (1956); Fr. — 7 (Green (2008))	

SAVES

1.	Corey Knebel (2011)	19
	J. Brent Cox (2005)	19
	Charlie Thames (2000)	19
4.	Austin Wood (2009)	15
	Huston Street (2003)	15
6.	Chance Ruffin (2010)	14
	Randy Boone (2007)	14
	Huston Street (2002)	14
9.	Beau Ridgeway (2017)	12
	Huston Street (2004)	12
	Mike Hamer (1981)	12
	Sr. — 15 Wood (2009); Jr. — 19 Cox (2005) & Thames (2000);	
	So. — 15 Street (2003); Fr. — 19 Knebel (2011)	

APPEARANCES

1.	J. Brent Cox (2005)	42
	Charlie Thames (2000)	42
3.	Austin Wood (2009)	41
	Randy Boone (2007)	41
	Clayton Stewart (2005)	41
6.	Buck Cody (2004)	40
7.	Huston Street (2003)	39
8.	Corey Knebel (2011)	38
9.	Chance Ruffin (2010)	37
	J. Brent Cox (2004)	37
11.	Joseph Krebs (2007)	35
	Austin Wood (2006)	35
	Huston Street (2002)	35
	Sr. — 41 Wood (2009), Boone (2007) & Stewart (2005);	
	Jr. — 42 Cox (2005) & Thames (2000); So. — 39 Street (2003); Fr. — 38 Knebel (2011)	

STARTS

1.	Kyle McCulloch (2005)	23
	Sam LeCure (2004)	23
3.	J.D. Smart (1995)	21
	Kirk Dressendorfer (1989)	21
5.	Cole Green (2009)	20
	J.P. Howell (2004)	20
	Justin Simmons (2002)	20
	Beau Hale (2000)	20
	Roger Clemens (1983)	20
10.	Nine Players	19
	Sr. — 19 Green (2011), D.J. Jones (2000);	
	Jr. — 20 Howell (2004), Hale (2000) & Clemens (1983);	
	So. — 23 McCulloch (2005) & LeCure (2004); Fr. — 18 Dressendorfer (1988)	

COMPETE GAMES

1.	Kirk Dressendorfer (1989)	15
	Greg Swindell (1985)	15
3.	Tony Arnold (1981)	13
4.	Kirk Dressendorfer (1988)	12
	Curt Krippner (1987)	12
	Roger Clemens (1983)	12
	Ron Roznovsky (1973)	12
8.	Calvin Schiraldi (1983)	11
	Keith Creel (1980)	11
10.	Jim Acker (1980)	10
	Jerry Don Gleaton (1979)	10
	Ricky Wright (1979)	10
	Don Kainer (1977)	10
	Richard Wortham (1976)	10
	Richard Wortham (1975)	10
	Richard Wortham (1974)	10
	Sr. — 12 Roznovsky (1973); Jr. — 13 Arnold (1981);	
	So. — 15 Dressendorfer (1989) & Swindell (1985); Fr. — 12 Dressendorfer (1988)	

SHUTOUTS

1.	Greg Swindell (1985)	6
	Burt Hooton (1971)	6
3.	Greg Swindell (1986)	5
	Calvin Schiraldi (1983)	5
	Jim Gideon (1975)	5
	Burt Hooton (1969)	5
7.	Roger Clemens (1982)	4
	Richard Wortham (1976)	4
	Bobby Layne (1946)	4#
	Bus Gillett (1920)	4#
	Sr. — 4 Wortham (1976); Jr. — 6 Hooton (1971); So. — 6 Swindell (1985);	
	Fr. — 5 Hooton (1969)	

COMBINED SHUTOUTS

1.	J. Brent Cox (2005)	6
	Nathan Thornhill (2014)	6
3.	Taylor Jungmann (2011)	5
	Kyle McCulloch (2005)	5
	Clayton Stewart (2005)	5
	Buck Cody (2004)	5
	J. Brent Cox (2004)	5
8.	Corey Knebel (2011)	4
	Nathan Thornhill (2011)	4
	Buck Cody (2005)	4
	Kyle Yates (2004)	4
	Huston Street (2002)	4
	Sr. — 5 Stewart (2005); Jr. — 6 Cox (2005); So. — 5 McCulloch (2005) & Cox (2004);	
	Fr. — 4 Knebel (2011), Thornhill (2011) & Street (2002)	

INNINGS PITCHED

1.	Greg Swindell (1985)	172.0
2.	Kirk Dressendorfer (1989)	168.2
3.	Roger Clemens (1983)	166.0
4.	Curt Krippner (1987)	151.1
5.	Brooks Kieschnick (1993)	149.2
6.	Tony Arnold (1981)	145.2
7.	Beau Hale (2000)	145.1
8.	Taylor Jungmann (2011)	141.0
9.	Calvin Schiraldi (1983)	140.0
	Keith Creel (1980)	140.0
	Sr. — 137.0 D.J. Jones (2000); Jr. — 166.0 Clemens (1983); So. — 172.0 Swindell (1985); Fr. — 135.2 Dressendorfer (1988)	



INDIVIDUAL CAREER RECORDS: HITTING

Prior to 1960 historical records

BATTING AVG. (MIN. 250 AB)		
PLAYER	H-AB	AVG.
1. Dustin Majewski (2002-03)	192-486	.395
2. Brian Cisarik (1984-88)	200-514	.389
3. Keith Moreland (1973-75)	274-706	.388
4. Mike Patrick (1987-88)	173-472	.367
5. MacGregor Byers (1994-96)	168-460	.365
6. David Chalk (1969-72)	219-605	.362
7. Brooks Kieschnick (1991-93)	237-658	.36018
8. Rick Bradley (1973-75)	170-472	.36017
9. Pat Rigby (1960-62)	116-327	.355
10. Scott Bryant (1987-89)	188-532	.353
11. Kip Harkrider (1995-97)	247-702	.352
12. Dennis Cook (1984-85)	149-424	.3514
13. Scott Coolbaugh (1985-87)	175-499	.3507
14. Joe Bruno (1978-79)	134-384	.349
15. Tom Hamilton# (1947-49)	91-262	.3473
16. Jose Tolentino (1983)	100-288	.34722
17. Omar Quintanilla (2001-03)	242-697	.34720
18. Woody Woodman# (1956-58)	108-313	.345
19. Bobby Behnsch (1985-86)	114-331	.344
20. Joel Chimelis (1988)	95-277	.3430
21. Chris Campbell (1980-81)	157-458	.3428
22. Lance Jones (1989-90)	180-258	.341
23. Scott Pugh (1990-91)	142-418	.340
24. Carson Kainer (2004-06)	203-600	.33833
25. Danny Peoples (1994-96)	182-538	.33829
26. Braxton Hickman (1992-93)	161-476	.33824
27. Curtis Thigpen (2002-04)	187-556	.33633
28. Ben Emond (1999-00)	153-455	.33626
29. Mike Markl (1969-72)	162-482	.3361
30. Erich Weiss (2011-13)	149-427	.3344
31. David Denny (1982-85)	296-886	.3341
32. Chris Edelstein (1995-98)	171-512	.3340
33. Jason Cox (1998-99)	144-432	.333
Darren Loy (1983-84)	122-366	.333
35. Clay King (1989-92)	263-793	.332
36. Bradley Suttle (2006-07)	152-460	.3304
37. Mark Cridland (1996-98)	133-403	.3300
38. Wayne McDonald# (1958-60)	96-291	.3299
39. Jeff Hearron (1982-83)	131-399	.3283
40. Tony Vasut (1993-94)	96-293	.3276
41. Tommy Nicholson (1998-2000)	223-683	.327
42. Tim Moss (2001-03)	234-717	.3264
43. Seth Johnston (2002-05)	222-681	.3260
44. David Lowery (1989-90)	147-451	.3259
45. Brett Loeffler (1995-98)	113-347	.3256
46. John Langerhans (1969-72)	171-526	.3251
47. Jordan Danks (2006-08)	191-588	.3248
48. Spike Owen (1980-82)	213-657	.3242
49. Chuck Knutson (1961-63)	94-290	.3241
50. Jerry Good# (1956-58)	85-264	.322

SLUGGING PCT. (MIN. 250 AB)		
PLAYER	TB-AB	SLG.
1. Kyle Russell (2006-08)	402-589	.683
2. Brooks Kieschnick (1991-93)	445-658	.676
3. Scott Bryant (1987-89)	352-532	.662
4. Mark Cridland (1996-98)	265-403	.658
5. Tom Hamilton# (1947-49)	171-262	.653
6. Dustin Majewski (2002-03)	316-486	.650
7. Danny Peoples (1994-96)	335-538	.623
8. Brian Cisarik (1984-88)	319-514	.621
9. Rick Bradley (1973-75)	284-472	.602
10. Brett Loeffler (1995-98)	206-347	.594
11. Chris Abbe (1990-92)	156-264	.591
12. John Langerhans (1969-72)	310-526	.589
13. Scott Coolbaugh (1985-87)	293-499	.587
14. Jose Tolentino (1983)	168-288	.583
15. Wayne McDonald# (1958-60)	168-291	.577
16. David Chalk (1969-72)	344-605	.569
17. Chuck Knutson (1961-63)	164-290	.566
18. Keith Moreland (1973-75)	396-706	.561
19. Travis Eckart# (1952-54)	188-336	.560
20. Jason Layne (1995-96)	146-262	.557
21. Jeff Ontiveros (1999-2002)	510-922	.553
22. Brian Johnson (1986-88)	264-481	.549
23. Kevin Keyes (2008-10)	147-272	.545
24. Rick Burley (1973-74)	223-412	.541
25. Jamie Doughty (1983-84)	163-302	.540
26. Terry Salazar (1978-79)	210-390	.538
27. Burk Goldthorn (1980-81)	186-348	.534
28. Randy Day (1981-82)	163-306	.533
29. Jason Moore (1998-99)	237-446	.5314
30. Kevin Garner (1985-87)	239-450	.5311
31. Darren Loy (1983-84)	194-366	.5301
32. Shea Morenz (1993-95)	266-502	.5299
33. Pat Rigby (1960-62)	173-327	.5291
34. Bobby Behnsch (1985-86)	175-331	.5287
35. Mark Reynolds (1981-82)	146-277	.527
36. Drew Stubbs (2004-06)	416-792	.525
37. Jordan Danks (2006-08)	306-588	.520
38. Jeff Hearron (1982-83)	207-399	.519
39. Omar Quintanilla (2001-03)	361-697	.518
40. Bradley Suttle (2006-07)	238-460	.5174
41. Bobby Clark (1972-74)	170-329	.5167
42. Kody Clemens (2016-18)	325-633	.513
43. Scott Pugh (1990-91)	214-418	.512
44. MacGregor Byers (1994-96)	235-460	.511
45. Brandon Belt (2008-09)	241-473	.510
46. David Denny (1982-85)	451-886	.509
47. Curtis Thigpen (2002-04)	281-556	.5054
48. Russell Moldenhauer (2007-10)	289-572	.5052
49. Kip Harkrider (1995-97)	351-702	.500
50. Braxton Hickman (1992-93)	237-476	.498



INDIVIDUAL CAREER RECORDS: HITTING

*NCAA DIVISION I record | ^ believed to be NCAA record | # Prior to 1960 historical records

ON-BASE PCT. (MIN. 250 AB)	
1.	Brian Cisarik (1984-88) 533
2.	Spike Owen (1980-82) 509
3.	Pat Rigby (1960-62) 494
4.	Coby Kerlin (1984-87) 492
5.	Tony Vasut (1993-94) 490
6.	Bobby Clark (1972-74) 488
7.	Joe Bruno (1978-79) 482
8.	Chuck Knutson (1961-63) 480
9.	Dennis Cook (1984-85) 475
10.	MacGregor Byers (1994-96) 474

RUNS SCORED	
1.	Spike Owen (1980-82) 250
2.	Bill Bates (1983-85) 238
3.	Coby Kerlin (1984-87) 231
4.	David Denny (1982-85) 205
5.	Calvin Murray (1990-92) 197
6.	Wylie Campbell (1994-96) 190
7.	Kip Harkrider (1995-97) 186
8.	Jeff Ontiveros (1999-2002) 184
9.	Drew Stubbs (2004-06) 183
10.	David Chalk (1969-72) 182

GAMES PLAYED	
1.	Jeff Ontiveros (1999-2002) 260
2.	David Denny (1982-85) 244
3.	Mark Payton (2011-14) 234
4.	Preston Clark (2006-09) 223
5.	Bill Bates (1983-85) 223
6.	Nick Peoples (2004-07) 221
	Clay King (1989-92) 221
8.	Chance Wheelless (2004-07) 217
9.	Coby Kerlin (1984-87) 216
10.	Tant Shepherd (2008-11) 213

DOUBLES	
1.	David Denny (1982-85) 78
2.	Brooks Kieschnick (1991-93) 67
3.	Omar Quintanilla (2001-03) 66
	Jeff Ontiveros (1999-2002) 66
5.	David Tollison (1988-90) 57
6.	Tant Shepherd (2008-11) 56
7.	Scott Bryant (1987-89) 55
8.	Bill Bates (1983-85) 54
9.	Preston Clark (2006-09) 53
	Keith Moreland (1973-75) 53

GAMES STARTED	
1.	Jeff Ontiveros (1999-2002) 253
2.	Mark Payton (2011-14) 234
3.	Preston Clark (2006-09) 213
4.	Drew Stubbs (2004-06) 204
5.	Chance Wheelless (2004-07) 196
6.	Brandon Loy (2009-11) 193
7.	Tant Shepherd (2008-11) 191
	Taylor Teagarden (2003-05) 191
9.	Travis Tucker (2007-09) 189
10.	Tommy Nicholson (1998-2000) 182

TRIPLES	
1.	Bill Bates (1983-85) 20
2.	Mark Payton (2011-14) 19
3.	David Chalk (1969-72) 18
4.	Tim Moss (2001-03) 17
5.	Jordan Danks (2006-08) 15
	Kip Harkrider (1995-97) 15
7.	Erich Weiss (2011-13) 14
	Calvin Murray (1990-92) 14
	Brian Cisarik (1984-88) 14
	Spike Owen (1980-82) 14

AT-BATS	
1.	Jeff Ontiveros (1999-2002) 922
2.	David Denny (1982-85) 886
3.	Mark Payton (2011-14) 863
4.	Clay King (1989-92) 793
5.	Drew Stubbs (2004-06) 792
6.	Preston Clark (2006-09) 796
7.	Bill Bates (1983-85) 767
8.	Chance Wheelless (2004-07) 762
9.	Calvin Murray (1990-92) 760
10.	David Tollison (1988-90) 738



INDIVIDUAL CAREER RECORDS: HITTING

*NCAA DIVISION I record | ^ believed to be NCAA record | # Prior to 1960 historical records

HOME RUNS	
1. Kyle Russell (2006-08).....	57
2. Jeff Ontiveros (1999-2002).....	55
3. Brooks Kieschnick (1991-93).....	43
4. Kody Clemens (2016-18).....	34
5. Scott Bryant (1987-89).....	33
6. Danny Peoples (1994-96).....	32
7. Drew Stubbs (2004-06).....	31
8. John Langerhans (1969-72).....	30
9. Mark Cridland (1996-98).....	29
10. Kevin Keyes (2008-10).....	28

EXTRA-BASE HITS	
1. Jeff Ontiveros (1999-2002).....	125
2. Brooks Kieschnick (1991-93).....	116
3. David Denny (1982-85).....	108
4. Kyle Russell (2006-08).....	97
5. Scott Bryant (1987-89).....	93
6. Drew Stubbs (2002-05).....	92
7. Omar Quintanilla (2001-03).....	87
8. Bill Bates (1983-85).....	85
9. Preston Clark (2006-09).....	83
David Tollison (1988-90).....	83

RUNS BATTED IN	
1. David Denny (1982-85).....	228
2. Jeff Ontiveros (1999-2002).....	218
3. Brooks Kieschnick (1991-93).....	215
4. Mickey Reichenbach (1974-77).....	193
5. Danny Peoples (1994-96).....	186
6. David Tollison (1988-90).....	184
7. Keith Moreland (1973-75).....	183
8. Scott Bryant (1987-89).....	181
9. Kyle Russell (2006-08).....	169
10. Clay King (1989-92).....	160
Craig Newkirk (1986-89).....	160

TOTAL BASES	
1. Jeff Ontiveros (1999-2002).....	510
2. David Denny (1982-85).....	451
3. Brooks Kieschnick (1991-93).....	445
4. Drew Stubbs (2004-06).....	416
5. Kyle Russell (2006-08).....	402
6. Keith Moreland (1973-75).....	396
7. Bill Bates (1983-85).....	366
8. Clay King (1989-92).....	365
9. Omar Quintanilla (2001-03).....	361
10. David Tollison (1988-90).....	360

BASE ON BALLS	
1. Coby Kerlin (1984-87).....	253
2. Spike Owen (1980-82).....	247
3. Bill Bates (1983-85).....	187
4. Brian Cisarik (1984-88).....	169
5. Wylie Campbell (1994-96).....	154
6. Mickey Reichenbach (1974-77).....	150
7. Mark Payton (2011-14).....	148
8. Brooks Kieschnick (1991-93).....	140
9. Calvin Murray (1990-92).....	127
10. Danny Peoples (1994-96).....	122
Lance Jones (1989-90).....	122
Charles Proske (1974-77).....	122

HIT BY PITCHES	
1. Jeff Ontiveros (1999-2002).....	74
2. Travis Tucker (2007-09).....	41
3. Nick Peoples (2004-07).....	34
4. Matt Rosenberg (1998-2002).....	33
5. Ryan Reynolds (2017-19).....	31
6. Kyle Russell (2006-08).....	25
Taylor Teagarden (2003-05).....	25
Curtis Thigpen (2002-04).....	25
9. Preston Clark (2006-09).....	24
10. Tant Shepherd (2008-11).....	23

STRIKEOUTS	
1. Drew Stubbs (2004-06).....	206
2. Jeff Ontiveros (1999-2002).....	194
3. Kyle Russell (2006-08).....	179
4. Cameron Rupp (2008-10).....	158
5. J.D. Reininger (2002-04).....	157
6. Ryan Reynolds (2017-19).....	153
7. Preston Clark (2006-09).....	146
8. Tim Moss (2001-03).....	141
9. David Denny (1982-85).....	139
10. Tant Shepherd (2008-11).....	137

SACRIFICE FLIES	
1. David Denny (1982-85).....	25
2. Brooks Kieschnick (1991-93).....	22
3. Jeff Ontiveros (1999-2002).....	17
David Tollison (1988-90).....	17
Bill Bates (1983-85).....	17
6. Taylor Teagarden (2003-05).....	16
Clay King (1989-92).....	16
8. MacGregor Byers (1994-96).....	15
9. Brian Cisarik (1984-88).....	14
10. Zach Zubia (2018-20).....	13
Jerry Taylor (1993-95).....	13
Craig Newkirk (1986-89).....	13



INDIVIDUAL CAREER RECORDS: HITTING/FIELDING

*NCAA DIVISION I record | ^ believed to be NCAA record | # Prior to 1960 historical records

SACRIFICE BUNTS

1.	Brandon Loy (2009-11)	56
2.	Mark Payton (2011-14)	40
3.	Tommy Nicholson (1998-2000)	38
4.	Nick Peoples (2004-07)	37
5.	Chance Wheelless (2004-07)	35
	Preston Clark (2006-09)	33
7.	Travis Tucker (2007-09)	32
8.	Drew Stubbs (2004-06)	29
	Todd West (2000)	29
10.	Taylor Teagarden (2003-05)	28

PUTOUTS

1.	Jeff Ontiveros (1999-2002)	2,363
2.	Chance Wheelless (2004-07)	1,654
3.	Taylor Teagarden (2003-05)	1,412
4.	Tant Shepherd (2008-11)	1,372
5.	Cameron Rupp (2008-10)	1,308
6.	Chris Campbell (1980-81)	1,275
7.	Braxton Hickman (1992-93)	1,158
8.	Curtis Thigpen (2002-04)	1,139
9.	Brandon Belt (2008-09)	1,062
10.	Scott Pugh (1990-91)	1,058

STOLEN BASES

1.	Calvin Murray (1990-92)	139
2.	Wylie Campbell (1994-96)	96
3.	Spike Owen (1980-82)	95
4.	Drew Stubbs (2004-06)	86
	Bill Bates (1983-85)	86
6.	Mike Brumley (1981-83)	79
7.	Tim Moss (2001-03)	71
8.	Lance Jones (1989-90)	60
	Joe Bruno (1978-79)	60
10.	Travis Tucker (2006-09)	56

ASSISTS

1.	Spike Owen (1980-82)	679
2.	Bill Bates (1983-85)	660
3.	Coby Kerlin (1984-87)	574
4.	Kip Harkrider (1995-97)	559
5.	Brandon Loy (2009-11)	553
6.	Tommy Nicholson (1998-2000)	540
7.	Tim Moss (2001-03)	507
8.	Travis Tucker (2007-09)	498
9.	Brooks Marlow (2012-)	495
10.	Omar Quintanilla (2001-03)	488

FIELDING PCT. (MIN. 200 CHANCES)

1.	Shawn Schumacher (1998)	1.000
	Rick Burley (1973-74)	1.000
3.	Bill Berryhill (1971-73)	.997
4.	Charley Carter (1997)	.994
	Robby Byers (1985-86)	.994
6.	J.P. Webb (1993-95)	.993
	Chris Campbell (1980-81)	.993
8.	Eight Players Tied	.992

DOUBLE PLAYS TURNED

1.	Jeff Ontiveros (1999-2002)	219
2.	Chance Wheelless (2004-07)	161
3.	Tommy Nicholson (1998-2000)	131
4.	Travis Tucker (2007-09)	114
5.	Brandon Loy (2009-11)	112
6.	Brooks Marlow (2012-)	110
7.	Seth Johnston (2002-05)	106
8.	Brandon Belt (2008-09)	105
9.	David Hamilton (2017-18)	102
10.	Tim Moss (2001-03)	96

CHANCES

1.	Jeff Ontiveros (1999-2002)	2,533
2.	Chance Wheelless (2004-07)	1,803
3.	Taylor Teagarden (2003-05)	1,558
4.	Cameron Rupp (2008-09)	1,439
5.	Tant Shepherd (2008-11)	1,410
6.	Chris Campbell (1980-81)	1,346
7.	Curtis Thigpen (2002-04)	1,270
8.	Preston Clark (2006-09)	1,230
9.	Braxton Hickman (1992-93)	1,229
10.	Brandon Belt (2008-09)	1,148



INDIVIDUAL CAREER RECORDS: PITCHING

*NCAA DIVISION I record | ^ believed to be NCAA record | # Prior to 1960 historical records

EARNED RUN AVG. (MIN. 100 IP)

1.	Burt Hooton (1969-71)	1.14
2.	Huston Street (2002-04)	1.31
3.	Gary Gressett (1966-67)	1.52
4.	Nati Salazar (1968-71)	1.60
5.	Ron Roznovsky (1972-73)	1.72
6.	Kirk Killingsworth (1981-83)	1.76
7.	Taylor Jungmann (2009-11)	1.85
8.	James Street (1968-70)	1.86
9.	Greg Swindell (1984-86)	1.92
10.	J. Brent Cox (2003-05)	1.99

OPPONENT BATTING AVG. (MIN. 100 IP)

1.	Burt Hooton (1969-71)	.158
2.	Ron Roznovsky (1972-73)	.171
3.	Huston Street (2002-04)	.172
4.	Corey Knebel (2011-13)	.175
5.	Sam Stafford (2009-11)	.183
6.	Taylor Jungmann (2009-11)	.188
7.	James Street (1968-70)	.198
8.	Hoby Milner (2010-2012)	.200
9.	Gerrit Simpson (2001)	.205
10.	Chance Ruffin (2008-10)	.207

WALKS

1.	Richard Wortham (1973-76)	263
2.	Curt Krippner (1985-87)	187
	Bobby Layne (1944, 46-48)	187#
4.	Scott Dunn (1997-99)	163
5.	Keith Creel (1978-80)	143
6.	Ryan Kjos (1992-95)	134
	Martin Flores (1972-75)	134
8.	Kirk Dressendorfer (1988-90)	132
9.	Jim Gideon (1973-75)	130
10.	J.D. Smart (1993-95)	125

WALKS PER 9 INNINGS PITCHED (MIN. 100 IP)

1.	Albert Montes (2001)	0.77
2.	Huston Street (2002-04)	1.77
3.	Roger Clemens (1982-83)	1.83
4.	Joseph Krebs (2006-07)	1.99
5.	Wade Phillips (1983-86)	2.06
6.	Jesen Merle (2002-03)	2.12
	Steve Labay (1983-84)	2.12
8.	D.J. Jones (1999-2000)	2.23
	Burt Hooton (1969-71)	2.23

STRIKEOUTS

1.	Greg Swindell (1984-86)	501
2.	Richard Wortham (1973-76)	481
3.	Kirk Dressendorfer (1988-90)	462
4.	Burt Hooton (1969-71)	386
	Bobby Layne (1944, 46-48)	386#
6.	Taylor Jungmann (2009-11)	356
7.	Curt Krippner (1985-87)	325
8.	Cole Green (2008-11)	308
9.	James Street (1968-70)	302
10.	Jim Gideon (1973-75)	297

STRIKEOUTS PER 9 INNINGS PITCHED (MIN. 100 IP)

1.	Burt Hooton (1969-71)	11.94
2.	Rick Burley (1973-74)	11.93
3.	Bobby Layne* (1944, 46-48)	10.78
4.	Mike Beard (1969-71)	10.67
5.	Sam Stafford (2009-11)	10.40
6.	James Street (1968-70)	10.39
7.	Greg Swindell (1984-86)	10.25
8.	Chance Ruffin (2008-10)	9.90
9.	Ryan Kjos (1992-95)	9.79
10.	J.P. Howell (2003-04)	9.77

WINS

1.	Richard Wortham (1973-76)	50
2.	Kirk Dressendorfer (1988-90)	45
3.	Greg Swindell (1984-86)	43
4.	Jim Gideon (1973-75)	40
5.	Justin Simmons (2001-04)	38
	Keith Creel (1978-80)	38
7.	Burt Hooton (1969-71)	35
	Bobby Layne (1944, 46-48)	35#
9.	Brooks Kieschnick (1991-93)	34
10.	Taylor Jungmann (2009-11)	32

WINNING PCT. (MIN. 10 DEC.)

1.	David Bureson (18-0) (1960-63)	1.000
	Terry Jackson (15-0) (1959-61)	1.000
	Bobby Cuellar (11-0) (1971-74)	1.000
	Tommy Moore (11-0) (1965-67)	1.000
5.	Mike Capel (22-1) (1982-83)	.957
	Rick Burley (22-1) (1973-74)	.957
7.	Curry Harden (13-1) (1987-90)	.929
8.	Burt Hooton (35-3) (1969-71)	.921
	Bobby Layne (35-3) (1944, 46-48)	.921#
10.	Mike Poehl (10-1) (1983-85)	.909



INDIVIDUAL CAREER RECORDS: PITCHING

*NCAA DIVISION I record | ^ believed to be NCAA record | # Prior to 1960 historical records

LOSSES	
1. Blair Henley (2017-19)	16
Cole Green (2008-11)	16
3. Rad Weaver (1995-98)	15
4. Nathan Thornhill (2011-14)	14
5. Randy Boone (2004-07)	13
Justin Simmons (2001-03)	13
7. D.J. Jones (1999-2000)	12
Scott Dunn (1997-99)	12
Parker French (2012-2015)	12
10. Beau Hale (1998-2000)	11
Harry Taylor (1956-57)	11#

SAVES	
1. Huston Street (2002-04)	41
2. Corey Knebel (2011-13)	37
3. J. Brent Cox (2003-05)	24
4. Austin Wood (2006-09)	23
5. Chance Ruffin (2008-10)	19
Charlie Thames (2000)	19
Eric French (1995-97)	19
8. Mike Hamer (1980-81)	18
9. Chris Gaskill (1989-92)	17
10. Randy Boone (2004-07)	16

APPEARANCES	
1. Austin Wood (2006-09)	118
2. Randy Boone (2004-07)	106
J. Brent Cox (2003-05)	106
4. Huston Street (2002-04)	105
5. Jay Vaught (1991-94)	94
6. Buck Cody (2002-05)	93
7. Chris Gaskill (1989-92)	86
8. Chance Ruffin (2008-10)	85
9. Beau Ridgeway (2016-19)	83
9. Chase Shugart (2016-18)	82
Cole Green (2008-11)	82
10. Stayton Thomas (2008-11)	80

STARTS	
1. Justin Simmons (2001-04)	66
Richard Wortham (1973-76)	66
3. Cole Green (2008-11)	59
4. Kirk Dressendorfer (1988-90)	57
5. Greg Swindell (1984-86)	50
6. Adrian Alaniz (2005-07)	49
Kyle McCulloch (2004-06)	49
8. Brooks Kieschnick (1991-93)	48
9. Keith Creel (1978-80)	46
10. Taylor Jungmann (2009-11)	45

COMPLETE GAMES	
1. Richard Wortham (1973-76)	34
2. Kirk Dressendorfer (1988-90)	33
3. Greg Swindell (1984-86)	32
4. Keith Creel (1978-80)	24
Burt Hooton (1969-71)	24
6. James Street (1968-70)	21
7. Roger Clemens (1982-83)	20
Kem Wright (1976-79)	20
Ron Roznovsky (1972-73)	20
10. Calvin Schiraldi (1982-83)	19

SHUTOUTS	
1. Greg Swindell (1984-86)	14*
2. Burt Hooton (1969-71)	13
3. Richard Wortham (1973-76)	12
4. Bus Gillett (1918-22)	9#
5. Bobby Layne (1944, 46-48)	8#
Jim Gideon (1973-75)	8
7. Brooks Kieschnick (1991-93)	7
Calvin Schiraldi (1981-83)	7
9. Roger Clemens (1982-83)	6
Dick Bailey (1913-15)	6#

INNINGS PITCHED	
1. Richard Wortham (1973-76)	456.2
2. Greg Swindell (1984-86)	440.0
3. Kirk Dressendorfer (1988-90)	429.2
4. Cole Green (2008-11)	386.0
5. Justin Simmons (2001-04)	376.1
6. Taylor Jungmann (2009-11)	355.2
7. Brooks Kieschnick (1991-93)	345.0
8. Keith Creel (1978-80)	343.2
9. Bobby Layne (1944, 46-48)	322.1#
10. Jay Vaught (1991-94)	318.2



YEARLY STATISTICS LEADERS

BATTING AVG. (MIN 2 AB/G)

Year	Player/Position	AVG.
1920	Bibb Falk, P/1B	.400
1921	Maxey Hart, C	.438
1922	Jim Nowlin, 2B	.413
1923	Ed Carson, 1B	.386
1924	Heinie Odom, SS	.490
1925	Howard Williamson, OF	.475
1926	Howard Williamson, OF	.486
1927	W.B. Hooton, OF	.400
1928	Not Available	
1929	Tom Hughes, OF	.441
1930	O.O. Lewis, OF	.388
1931	Ernie Koy, OF	.324
1932	Not Available	
1933	E.J. Gannon, OF	.419
1934	Pat Ankenman, SS	.408
1935	Lloyd Rigby, SS	.425
1936	Luke Winborn, SS	.438
1937	Not Available	
1938	Bob Evans, OF	.381
1939	Charles Haas, OF	.431
1940	Not Available	
1941	Pete Layden, OF	.397
1942	Grady Hatton, SS	.410
1943	Bob Campbell, OF	.385
1944	Jack Avinger, C	.385
1945	Zeke Wilemon, OF	.451
1946	Ransom Jackson, 3B	.388
1947	Ransom Jackson, 3B	.330
1948	Chick Zomlefer, SS	.367
1949	Tom Hamilton, 1B	.417
1950	Kal Segrist, 2B	.366
1951	Chile Bigham, 1B	.386
1952	Joe Tanner, SS	.378
1953	Travis Eckert, OF	.357
1954	Frank Brock, OF	.329
1955	Tommy Snow, 1B	.343
1956	Woody Woodman, 2B	.310
1957	Jerry Good, 3B	.346
1958	Woody Woodman, 2B	.413
1959	Roy Enderlin, SS	.340
1960	Wayne McDonald, OF	.365
1961	Chuck Knutson, OF	.378
1962	Pat Rigby, 2B	.371
1963	Butch Thompson, 1B	.355
1964	Buddy Young, 1B	.379
1965	Joe Hague, OF	.343
1966	Don Johnson, 2B	.353
1967	Bob Snoddy, 1B	.357
1968	Pat Brown, OF	.314
1969	David Hall, 3B	.396
1970	David Chalk, 3B	.354
1971	John Langerhans, 1B/P	.413
1972	Bill Berryhill, C	.366
1973	Keith Moreland, 3B	.349
1974	Keith Moreland, 3B	.399
1975	Keith Moreland, 3B	.410
1976	Charles Proske, OF	.335
1977	Jerry Jones, OF	.353
1978	Joe Bruno, OF	.348
1979	Joe Bruno, OF	.350
1980	Chris Campbell, 1B	.374
1981	Burk Goldthorn, C	.354
1982	Tracy Dophied, OF	.343
1983	Jose Tolentino, 1B	.347
1984	David Denny, 3B	.343
1985	Dennis Cook, OF	.364
1986	Bobby Behnsch, 1B	.337
1987	Brian Cisarik, 1B	.429
1988	Mike Patrick, DH	.398

BATTING AVG. (CONT.)

Year	Player/Position	AVG.
1989	Scott Bryant, DH	.386
1990	Lance Jones, OF	.380
1991	Brooks Kieschnick, P/DH	.358
1992	Calvin Murray, OF	.351
1993	Braxton Hickman, 1B	.385
1994	Tony Vasut, 2B	.347
1995	MacGregor Byers, 3B	.379
1996	Kip Harkrider, SS	.381
1997	Kip Harkrider, SS	.376
1998	Jason Cox, C	.335
1999	Jason Cox, C/OF	.332
2000	Ben Ermond, OF	.369
2001	Omar Quintanilla, IF	.367
2002	Dustin Majewski, OF	.401
2003	Dustin Majewski, OF	.391
2004	Curtis Thigpen, C/1B	.378
2005	Seth Johnston, SS	.378
2006	Carson Kainer, OF	.364
2007	Chance Wheelless, 1B	.376
2008	Russell Moldenhauer, OF/DH	.355
2009	Brandon Belt, 1B	.323
2010	Tant Shepherd, 1B	.337
2011	Erich Weiss, 3B	.348
2012	Erich Weiss, 3B	.350
2013	Mark Payton, OF	.393
2014	Mark Payton, OF	.315
2015	Ben Johnson, OF	.332
2016	Kacy Clemens, 1B	.303
2017	Kacy Clemens, 1B	.305
	Zane Gurwitz, OF	.305
2018	Kody Clemens, 2B	.351
2019	Eric Kennedy, OF	.310
2020	Austin Todd, OF	.375

HITS

Year	Player/Position	Hits
1959	Pete Embry, P	.27
	Wayne McDonald, OF	.27
1960	Roy Menge, OF	.33
1961	Pat Rigby, IF	.43
1962	Pat Rigby, IF	.43
1963	Bill Bethea, SS	.41
1964	Ed Kasper, 3B	.28
1965	Gary Moore, OF/P	.33
1966	Don Johnson, 2B	.42
1967	Bob Snoddy, 1B	.35
1968	Pat Brown, OF	.37
1969	David Hall, 3B	.57
1970	John Langerhans, 1B	.56
1971	David Chalk, 3B	.70
1972	Mike Markl, 2B	.68
1973	Keith Moreland, 3B	.73
1974	Keith Moreland, 3B	.103
1975	Keith Moreland, 3B	.98
1976	Charles Proske, OF	.67
1977	Wendell Hibbett, OF	.63
1978	Joe Bruno, OF	.62
1979	Terry Salazar, 1B	.73
1980	Chris Campbell, 1B	.82
1981	Spike Owen, SS	.80
1982	Randy Day, 1B	.78
1983	Jose Tolentino, 1B	.67
1984	David Denny, 3B	.69
1985	Bill Bates, 2B	.101
1986	Bobby Behnsch, 1B	.69
1987	Brian Cisarik, 1B	.106
1988	Mike Patrick, DH	.106
1989	Scott Bryant, DH/P	.107
1990	Lance Jones, OF	.95

HITS (CONT.)

Year	Player/Position	Hits
1991	Scott Pugh, 1B	.82
1992	Calvin Murray, OF	.94
1993	Braxton Hickman, 1B	.97
1994	Shea Morenz, OF	.75
1995	Shea Morenz, OF	.76
1996	Kip Harkrider, SS	.99
1997	Kip Harkrider, SS	.76
1998	Mike Cridland, OF	.66
1999	Jason Cox, C/OF	.86
2000	Tommy Nicholson, 2B	.99
2001	Ryan Hubele, UT	.77
2002	Tim Moss, 2B	.112
2003	Dustin Majewski, OF	.107
2004	Curtis Thigpen, C/1B	.105
2005	Seth Johnston, SS	.115
2006	Carson Kainer, OF	.84
2007	Chance Wheelless, 1B	.89
2008	Michael Torres, 2B/DH	.85
2009	Travis Tucker, 2B	.79
2010	Tant Shepherd, 1B	.83
2011	Brandon Loy, SS	.92
2012	Erich Weiss, 3B	.71
2013	Mark Payton, OF	.70
2014	Mark Payton, OF	.76
2015	Ben Johnson, OF	.80
2016	Zane Gurwitz, 2B/OF	.63
2017	Kacy Clemens, 1B	.67
2018	Kody Clemens, 2B	.87
2019	Eric Kennedy, OF	.57
2020	Austin Todd, OF	.27

DOUBLES

Year	Player/Position	Doubles
1959	Bart Shirley, SS	.5
1960	Bart Shirley, SS	.8
1961	Chuck Knutson, OF	.7
	David Skinner, 3B/OF	.7
1962	David Skinner, 3B/OF	.10
1963	Bill Bethea, SS	.10
1964	William Denman, IF	.12
1965	William Denman, IF	.9
1966	James Scheschuk, C	.12
1967	Robert Snoddy, 1B	.9
1968	George Nauert, OF	.6
	Robert Snoddy, 1B	.6
1969	David Hall, 3B	.17
1970	John Langerhans, 1B	.13
1971	John Langerhans, 1B/P	.15
1972	Mike Markl, 2B	.14
1973	Bill Berryhill, C	.12
1974	Keith Moreland, 3B	.25
1975	Rick Bradley, C	.17
	Keith Moreland, 3B	.17
1976	Gary Pyka, 2B	.10
1977	Wendell Hibbett, OF	.13
1978	Joe Bruno, OF	.8
	Andre Robertson, 2B	.8
1979	Keith Walker, DH	.21
1980	Chris Campbell, 1B	.11
	Quin Lloyd, OF	.11
1981	Burk Goldthorn, C	.23
1982	Randy Day, 1B	.29
1983	Jose Tolentino, 1B	.28
1984	David Denny, IF/OF	.29
1985	David Denny, OF	.26
1986	Scott Coolbaugh, OF	.20
1987	Brian Cisarik, 1B	.21
1988	Mike Patrick, DH	.27
1989	Scott Bryant, DH/P	.32

DOUBLES (CONT.)

Year	Player/Position	Doubles
1990	David Tollison, 2B	.21
1991	Scott Pugh, 1B	.22
1992	Brooks Kieschnick, DH/P	.20
1993	Brooks Kieschnick, DH/P	.27
1994	Stephen Larkin, 1B	.14
1995	Shea Morenz, OF	.22
1996	Danny Peoples, 1B	.18
1997	Brett Loeffler, OF	.19
1998	Mark Cridland, OF	.20
1999	Jason Moore, SS	.24
2000	Jeff Ontiveros, 1B	.22
2001	Omar Quintanilla, IF	.22
2002	Ryan Hubele, C	.22
2003	Omar Quintanilla, IF	.29
2004	Curtis Thigpen, C/1B	.28
2005	Taylor Teagarden, C	.22
2006	Carson Kainer, OF	.25
2007	Preston Clark, C	.17
	Bradley Suttle, 3B	.17
	Jordan Danks, OF	.17
2008	Jordan Danks, OF	.22
2009	Brandon Belt, 1B	.17
	Kevin Reyes, OF	.17
2010	Tant Shepherd, 1B	.19
2011	Brandon Loy, SS	.23
2012	Erich Weiss, 3B	.17
2013	Mark Payton, OF	.11
2014	Mark Payton, OF	.15
2015	Collin Shaw, OF	.19
2016	Tres Barrera, C/INF	.17
2017	Travis Jones, OF	.18
2018	Ryan Reynolds, 3B	.16
2019	Ryan Reynolds, 3B	.16
2020	Austin Todd, OF	.4
	Murphy Stehly, 2B/3B	.4



YEARLY STATISTICS LEADERS

TRIPLES

Year	Player/Position	Triples
1959	Jay Arnette, OF	2
1960	Pat Rigby, 3B	3
1961	David Skinner, IF/OF	3
1962	Pat Rigby, IF	3
1963	James Clark, IF	4
1964	Forrest Boyd, SS	2
1965	Don Johnson, IF	2
1966	Joe Gideon, OF	4
1967	George Nauert, OF	2
1968	Tommy Harmon, C	2
1969	David Chalk, 3B	5
1970	David Hall, 3B	4
1971	David Chalk, 3B	5
1972	David Chalk, 3B	6
1973	Bill Berryhill, C	4
1974	Rick Bradley, C	5
	David Reeves, OF	5
1975	Gary Pyka, 2B	8
1976	Charles Proske, OF	4
	Gary Pyka, 2B	4
1977	Bob Kearney, C	3
	Charles Proske, OF	3
	Mickey Reichenbach, 1B	3
	Ricky Thompson, 3B	3
1978	Mark Chelette, SS	4
1979	Ron Gardenhire, SS	9
1980	Chris Campbell, 1B	5
	Ricky Nixon, DH	5
	Spike Owen, SS	5
1981	Spike Owen, SS	5
1982	Tracy Dophied, OF	4
	Spike Owen, SS	4
1983	Mike Brumley, SS	5
	Jeff Hearron, C	5
1984	Bill Bates, 2B	4
	David Denny, 3B	4
	Russell Richards, 1B	4
	Elanis Westbrooks, OF	4
1985	Bill Bates, 2B	13
1986	Doug Hodo, OF	5
1987	Brian Cisarik, 1B	6
1988	Brian Cisarik, 1B	8
1989	Steve Bethea, SS	5
	David Lowery, 1B	5
1990	Lance Jones, OF	7
1991	Shane Halter, SS	8
1992	Calvin Murray, OF	5
1993	Stephen Larkin, 1B	5
1994	Stephen Larkin, 1B	4
	Tony Vasut, 2B	4
1995	Kip Harkrider, SS	5
1996	Kip Harkrider, SS	5
	Danny Peoples, 1B	5
	Trey Salinas, 3B	5
1997	Kip Harkrider, SS	5
1998	Jason Moore, SS	5
1999	Jason Cox, C/OF	8
2000	Ben Emond, OF	3
2001	Ben King, OF	5
2002	Tim Moss, 2B	7
2003	Tim Moss, 2B	9
2004	Ryan Russ, OF	4
2005	Seth Johnston, SS	5
2006	Jordan Danks, OF	5
2007	Kyle Russell, OF	5
2008	Jordan Danks, OF	7
2009	Brandon Belt, 1B	3
2010	Connor Rowe, OF	3
2011	Erich Weiss, 3B	7

TRIPLES (CONT.)

Year	Player/Position	Triples
2012	Erich Weiss, 3B	4
	Mark Payton, OF	4
2013	Mark Payton, OF	8
2014	Mark Payton, OF	5
2015	Ben Johnson, OF	7
2016	Kody Clemens, 3B	3
	Bret Boswell, SS	3
2017	David Hamilton, SS	2
2018	David Hamilton, SS	6
2019	Eric Kennedy, OF	3
2020	Duke Ellis, OF	1
	Austin Todd, OF	1

HOME RUNS

Year	Player/Position	Home Runs
1959	Wayne McDonald, OF	4
1960	Wayne McDonald, OF	6
	Roy Menge, OF	6
1961	Phil Hipps, 2B	10
	Chuck Knutson, OF	10
1962	Chuck Knutson, OF	4
1963	Butch Thompson, 1B/C	7
1964	Ward Summers, OF	3
1965	Joe Hague, OF	5
1966	Joe Gideon, OF	4
1967	George Nauert, OF	6
1968	Jack Miller, OF	4
1969	Tommy Harmon, C	6
	Gene Salmon, 1B	6
1970	John Langerhans, 1B	9
1971	John Langerhans, 1B/P	12
1972	John Langerhans, 1B/P	9
1973	Rick Burley, 1B	11
1974	Rick Bradley, C/1B/OF	13
	Rick Burley, P/1B	13
1975	Rick Bradley, C/OF	7
1976	Karl Pagel, OF	8
1977	Wendell Hibbett, OF	7
	Mickey Reichenbach, 1B	7
1978	Terry Salazar, 1B/DH	10
1979	Terry Salazar, 1B	11
1980	Buck Goldthorn, C	5
1981	Buck Goldthorn, C	10
1982	Randy Day, 1B	7
1983	Jose Tolentino, 1B	12
1984	Jamie Doughty, SS	12
1985	Dodd Johnson, 3B/DH	9
1986	Jay Searcy, 3B	14
1987	Scott Coolbaugh, 3B	15
1988	Brian Johnson, C	14
1989	Scott Bryant, DH/OF/P	18
1990	David Tollison, 2B	12
1991	Brooks Kieschnick, DH	14
1992	Chris Abbe, C	15
1993	Brooks Kieschnick, DH	19
1994	Shea Morenz, OF	8
	Jerry Taylor, OF	8
1995	Danny Peoples, 1B	11
1996	Danny Peoples, 1B	17
1997	Brett Loeffler, OF	12
1998	Mark Cridland, OF	17
1999	Jeff Ontiveros, 1B	14
2000	Jeff Ontiveros, 1B	14
2001	Ryan Hubele, UT	7
	Jeff Ontiveros, 1B	7
2002	Jeff Ontiveros, 1B	20
2003	Dustin Majewski, OF	12
2004	Taylor Teagarden, C	10

HOME RUNS (CONT.)

Year	Player/Position	Home Runs
2005	David Maroul, 3B	11
	Drew Stubbs, OF	11
2006	Drew Stubbs, OF	12
2007	Kyle Russell, OF	28
2008	Kyle Russell, OF	19
2009	Cameron Rupp, C	11
2010	Kevin Keyes, OF	15
2011	Tant Sheherd, 1B	5
2012	Jonathan Walsh, OF	6
2013	Ben Johnson, OF	3
2014	Ben Johnson, OF	6
2015	Tres Barrera, C	9
2016	Tres Barrera, C	6
	Patrick Mathis, OF	6
2017	Kacy Clemens, 1B	12
2018	Kody Clemens, 2B	24
2019	Zach Zubia, DH	5
2020	Zach Zubia, 1B	3

RUNS SCORED

Year	Player/Position	Runs Scored
1959	Pat Rigby, IF	17
1960	Pat Rigby, 3B	37
1961	Pat Rigby, IF	37
	David Skinner, 3B	37
1962	Pat Rigby, IF	32
1963	Bill Bethea, SS	34
1964	William Denman, SS	15
1965	William Denman, SS	26
1966	Forrest Boyd, SS	30
	Don Johnson, 2B	30
1967	Pat Brown, OF	21
1968	Pat Brown, OF	29
1969	Lou Bagwell, 2B	43
1970	David Chalk, 3B	40
1971	David Chalk, 3B	54
1972	David Chalk, 3B	56
1973	Bill Berryhill, C	52
1974	Keith Moreland, 3B	69
1975	Mike Anderson, OF	76
1976	Charles Proske, OF	47
1977	Jerry JonYees, OF	46
1978	Joe Bruno, OF	50
1979	Joe Bruno, OF	58
1980	Spike Owen, SS	95
1981	Spike Owen, SS	78
1982	Spike Owen, SS	77
1983	Jose Tolentino, 1B	100
1984	David Denny, 3B	102
1985	Bill Bates, 2B	100
1986	Coby Kerlin, SS	65
1987	Brian Cisarik, 1B	87
1988	Brian Cisarik, 1B	81
1989	Lance Jones, OF	85
1990	Lance Jones, OF	71
1991	Clay King, 3B	56
1992	Calvin Murray, OF	74
1993	Brooks Kieschnick, DH/P	76
1994	Stephen Larkin, 1B	55
1995	Wylie Campbell, 2B	73
1996	MacGregor Byers, OF	77
1997	Brett Loeffler, OF	59
1998	Mark Cridland, OF	45
1999	Ben Emond, OF	68
2000	Tommy Nicholson, 2B	60
2001	Ryan Hubele, UT	52
2002	Tim Moss, 2B	73
2003	Tim Moss, 2B	82
2004	Curtis Thigpen, C/1B	57

RUNS SCORED (CONT.)

Year	Player/Position	Runs Scored
2005	Drew Stubbs, OF	67
2006	Drew Stubbs, OF	65
2007	Kyle Russell, OF	68
2008	Jordan Danks, OF	70
2009	Travis Tucker, 2B	52
2010	Tant Shepherd, OF	64
2011	Tant Shepherd, C	54
2012	Mark Payton, OF	40
2013	Erich Weiss, 3B	28
2014	Ben Johnson, OF	46
2015	Tres Barrera, C	38
	Ben Johnson, OF	38
2016	Kacy Clemens, 1B	40
2017	Kacy Clemens, 1B	48
2018	Kody Clemens, 2B	58
2019	Duke Ellis, OF	42
2020	Austin Todd, OF	14



YEARLY STATISTICS LEADERS

RBI

Year	Player/Position	RBI
1959	Paul Hyatt, SS/OF	15
1960	Roy Menge, OF	40
1961	Phil Higgs, 2B	45
1962	Chuck Knutson, OF	32
1963	Butch Thompson, 1B/C	38
1964	Ward Summers, OF	16
1965	Joe Hague, OF	23
1966	Joe Gideon, OF	21
1967	Bob Snoddy, 1B	22
1968	Tommy Harmon, C	21
1969	David Hall, 3B	39
1970	John Langerhans, 1B	47
1971	John Langerhans, 1B/P	60
1973	Rick Burley, 1B	54
1972	Bill Berryhill, OF/C/1B	41
1974	Keith Moreland, 3B	72
1975	Keith Moreland, 3B	69
1976	Karl Pagel, OF	43
	Mickey Reichenbach, 1B	43
1977	Mickey Reichenbach, 1B	50
1978	Terry Salazar, 1B/DH	46
1979	Terry Salazar, 1B	59
1980	Chris Campbell, 1B	71
1981	Chris Campbell, 1B	65
1982	Randy Day, 1B	60
1983	Jose Tolentino, 1B	73
1984	Jamie Doughty, SS	78
1985	David Denny, 3B/OF	99
1986	Jay Searcy, 3B	73
1987	Scott Coolbaugh, OF	80
1988	Mike Patrick, DH	69
1989	Scott Bryant, DH/OF/P	112
1990	David Tollison, 2B	69
1991	Brooks Kieschnick, DH/P	66
1992	Brooks Kieschnick, DH/P	68
1993	Brooks Kieschnick, DH/P	81
1994	Shea Morenz, OF	53
1995	Kip Harkrider, SS	95
1996	Danny Peoples, 1B	86
1997	Mark Cridland, OF	53
1998	Mark Cridland, OF	63
1999	Jeff Ontiveros, 1B	55
2000	Jeff Ontiveros, 1B	67
2001	Ben King, OF	49
2002	Jeff Ontiveros, 1B	59
2003	Dustin Majewski, OF	85
2004	Seth Johnston, 2B	51
	Taylor Teagarden, C	51
	Curtis Thigpen, C/1B	51
2005	Seth Johnston, SS	66
2006	Carson Kainer, OF	66
2007	Kyle Russell, OF	71
2008	Brandon Belt, 1B	65
2009	Kevin Keyes, OF	46
	Cameron Rupp, C	46
2010	Kevin Keyes, OF	59
2011	Erich Weiss, 3B	45
2012	Erich Weiss, 3B	38
2013	Mark Payton, OF	29
	C.J. Hinojosa, SS	29
2014	Mark Payton	39
2015	Tres Barrera, C	34
2016	Tres Barrera, C	37
2017	Kacy Clemens, 1B	49
2018	Kody Clemens, 2B	72
2019	Austin Todd, OF	38
2020	Zach Zubia, 1B	

STOLEN BASES

Year	Player/Position	Stolen Bases
1963	Bill Bethea, SS	11
1964	Ron Bandy, OF	2
	Ed Denman, 2B	2
	Joe Gideon, OF	2
	Ed Kasper, 3B	2
1965	Forrest Boyd, SS	2
1966	Not Available	
1967	Not Available	
1968	Not Available	
1969	Not Available	
1970	Lou Bagwell, SS	22
1971	David Chalk, 3B	12
1972	Not Available	
1973	Rudy Jaramillo, OF	12
1974	Terry Pyka, OF	23
1975	Mike Anderson, OF	21
1976	Steve Day, SS	16
1977	Jerry Jones, OF	27
1978	Joe Bruno, OF	27
1979	Joe Bruno, OF	33
1980	Spike Owen, SS	27
1981	Spike Owen, SS	29
1982	Mike Brumley, OF/3B	43
1983	Mike Brumley, SS	31
1984	Bill Bates, 2B	36
1985	Bill Bates, 2B	34
1986	Coby Kerlin, SS	29
1987	Doug Hodo, OF	14
1988	Rusty Crockett, OF	30
1989	Lance Jones, OF	26
1990	Calvin Murray, OF	49
1991	Calvin Murray, OF	43
1992	Calvin Murray, OF	47
1993	Darrick Duke, OF	8
1994	Wylie Campbell, SS/2B	21
	Jose Flores, 2B/3B	21
	Stephen Larkin, OF	21
1995	Wylie Campbell, 2B	32
1996	Wylie Campbell, 2B	43
1997	Brett Loeffler, OF	13
1998	Mark Cridland, OF	19
1999	Jason Cox, C/OF	16
2000	Todd West, SS	23
2001	Ben King, OF	16
2002	Tim Moss, 2B	40
2003	Dustin Majewski, OF	21
	Tim Moss, 2B	21
	Eric Sultemeier, OF	21
2004	Drew Stubbs, OF	28
2005	Drew Stubbs, OF	32
2006	Drew Stubbs, OF	26
2007	Travis Tucker, 2B	21
2008	Travis Tucker, 2B	22
2009	Brandon Belt, 1B	15
2010	Jordan Etier, 2B	14
	Kevin Keyes, OF	14
	Tant Shepherd, 1B	14
	Cohl Walla, OF	14
2011	Brandon Loy, SS	19
2012	Jonathan Walsh, OF	12
2013	Weston Hall, OF	11
	Taylor Stell, OF	11
2014	Ben Johnson, OF	21
2015	Ben Johnson, OF	16
2016	Tyler Rand, OF	14
2017	David Hamilton, SS	14
	Travis Jones, OF	14

STOLEN BASES (CONT.)

Year	Player/Position	Stolen Bases
2018	David Hamilton, SS	31
2019	Duke Ellis, OF	17
2020	Eric Kennedy, OF	8

WINS

Year	Pitcher	Wins
1959	Elmer Rod	6
1960	Tom Belcher	7
	Bob Callaway	7
1961	Tom Belcher	17
1962	Tom Belcher	16
1963	Bob Myer	17
1964	Bob Myer	13
1965	John Collier	12
1966	Gary Moore	15
1967	Tommy Moore	9
1968	James Street	9
1969	Burt Hooton	12
	James Street	12
1970	Burt Hooton	12
1971	Burt Hooton	11
1972	Ron Roznovsky	11
1973	Ron Roznovsky	14
1974	Jim Gideon	19
1975	Jim Gideon	17
1976	Richard Wortham	14
1977	Don Kainer	15
1978	Keith Creel	12
1979	Jerry Don Gleaton	13
1980	Keith Creel	16
1981	Tony Arnold	17
1982	Calvin Schiraldi	13
1983	Calvin Schiraldi	14
1984	Greg Swindell	14
1985	Greg Swindell	19
1986	Mark Petkovsek	12
1987	Mark Petkovsek	15
1988	Kirk Dressendorfer	15
	Eric Stone	15
1989	Kirk Dressendorfer	18
1990	Kirk Dressendorfer	12
1991	Scott Harrison	10
1992	Scott Harrison	11
	Brooks Kieschnick	11
1993	Brooks Kieschnick	16
1994	J.D. Smart	11
1995	J.D. Smart	14
1996	Jake O'Dell	7
1997	Chris Speerstra	7
1998	Frank Halter	7
1999	D.J. Jones	10
2000	Beau Hale	12
	D.J. Jones	12
2001	Albert Montes	7
	Justin Simmons	7
2002	Justin Simmons	16
2003	J.P. Howell	10
2004	J.P. Howell	15
2005	Kyle McCulloch	12
2006	Kyle McCulloch	8
2007	Adrian Alaniz	12
2008	Chance Ruffin	8
2009	Taylor Jungmann	11
2010	Brandon Workman	12
2011	Taylor Jungmann	13
2012	Hoby Milner	7
2013	Dillon Peters	6
2014	Nathan Thornhill	9
2015	Parker French	5
2016	Ty Culbreth	8
2017	Nolan Kingham	10
2018	Nolan Kingham	8
2019	Blair Henley	6
2020	Ty Madden	3
	Dawson Merryman	3



YEARLY STATISTICS LEADERS

ERA (MIN 1 IP/G)			INNINGS PITCHED			STRIKEOUTS			SAVES		
Year	Pitcher	ERA	Year	Pitcher	Innings Pitched	Year	Pitcher	Strikeouts	Year	Pitcher	Saves
1959	Elmer Rod	2.84	1959	Elmer Rod	72.2	1959	Bob Sudderth	49	1979	Jim Acker	2
1960	Bob Callaway	2.60	1960	Bob Callaway	69.1	1960	Bob Callaway	38		Keith Creel	2
1961	David Burleson	2.79	1961	Bob Callaway	86.0	1961	Tom Belcher	38	1980	Mike Hamer	6
1962	Tom Belcher	1.84	1962	Tom Belcher	122.1	1961	Bob Callaway	65	1981	Mike Hamer	12
1963	Bob Myer	2.71	1963	Bob Myer	122.2		Tom Belcher	65	1982	Kirk Killingsworth	6
1964	Bob Myer	2.27	1964	Bob Myer	95.1	1962	Tom Belcher	96	1983	Kirk Killingsworth	7
1965	John Collier	1.85	1965	John Collier	87.1	1963	Bob Myer	102	1984	Eric Boudreaux	6
1966	Gary Moore	2.21	1966	Gary Moore	110.0	1964	Bob Myer	72	1985	Mark Petkovsek	3
1967	Tommy Moore	2.23	1967	Tommy Moore	92.2	1965	Gary Moore	80		Mike Poehl	3
1968	James Street	2.58	1968	James Street	104.2	1966	Gary Moore	98		Greg Swindell	3
1969	Burt Hooton	0.88	1969	Burt Hooton	102.0	1967	Tommy Moore	77	1986	Greg Swindell	7
1970	Larry Hardy	1.36	1970	Burt Hooton	66.0	1968	James Street	125	1987	John Morton	4
1971	Burt Hooton	1.11	1971	Burt Hooton	97.1	1969	Burt Hooton	136	1988	Eric Stone	3
1972	Ron Roznovsky	1.47	1972	Ron Roznovsky	110.1	1970	James Street	69	1989	Chris Gaskill	7
1973	Rick Burley	1.55	1973	Ron Roznovsky	125.1	1971	Burt Hooton	153	1990	Chris Gaskill	7
1974	Jim Gideon	2.32	1974	Richard Wortham	121.2	1972	Ron Roznovsky	107	1991	Rodney Pedraza	7
1975	Jim Gideon	1.80	1975	Jim Gideon	124.2	1973	Ron Roznovsky	126	1992	Doug Pettit	4
1976	Don Kainer	2.03	1976	Richard Wortham	131.2	1974	Richard Wortham	135	1993	Brooks Kieschnick	3
1977	Don Kainer	1.94	1977	Don Kainer	130.0	1975	Jim Gideon	109	1994	J.D. Smart	5
1978	Keith Walker	1.09	1978	Keith Creel	92.1	1976	Richard Wortham	141	1995	Brian Cravey	7
1979	Jerry Don Gleaton	1.94	1979	Keith Creel	111.1	1977	Tony Brizzolara	121	1996	Eric French	9
1980	Keith Creel	2.44		Jerry Don Gleaton	111.1	1978	Keith Creel	73	1997	Eric French	10
1981	Tony Arnold	2.84	1980	Keith Creel	140.0	1979	Jerry Don Gleaton	121	1998	Curt Kautsch	2
1982	Kirk Killingsworth	0.80	1981	Tony Arnold	145.2	1980	Keith Creel	91	1999	Phil Seibel	5
1983	Calvin Schiraldi	1.74	1982	Roger Clemens	108.2	1981	Tony Arnold	72	2000	Charlie Thames	19
1984	Greg Swindell	2.04	1983	Roger Clemens	166.0	1982	Roger Clemens	90	2001	Brantley Jordan	3
1985	Greg Swindell	1.67	1984	Greg Swindell	132.1	1983	Roger Clemens	151	2002	Huston Street	14
1986	Greg Swindell	2.12	1985	Greg Swindell	172.0	1984	Greg Swindell	117	2003	Huston Street	15
1987	John Morton	2.38	1986	Greg Swindell	135.2	1985	Greg Swindell	204	2004	Huston Street	12
1988	Kirk Dressendorfer	2.26	1987	Curt Krippner	151.1	1986	Greg Swindell	180	2005	J. Brent Cox	19
1989	Kirk Dressendorfer	2.35	1988	Kirk Dressendorfer	135.2	1987	Curt Krippner	147	2006	Austin Wood	7
1990	Mike Bradley	2.87	1989	Kirk Dressendorfer	168.2	1988	Eric Stone	140	2007	Randy Boone	14
1991	Brooks Kieschnick	2.58	1990	Kirk Dressendorfer	125.1	1989	Kirk Dressendorfer	176	2008	Cole Green	3
1992	Scott Harrison	2.90	1991	Scott Harrison	104.1	1990	Kirk Dressendorfer	152		Chance Ruffin	3
1993	Brooks Kieschnick	3.25	1992	Brooks Kieschnick	115.0	1991	Scott Harrison	71		Stayton Thomas	3
1994	Ryan Kjos	3.03	1993	Brooks Kieschnick	149.2	1992	Brooks Kieschnick	81	2009	Austin Wood	15
1995	Jake O'Dell	3.77	1994	Ryan Kjos	110.0	1993	Brooks Kieschnick	126	2010	Chance Ruffin	14
1996	Jake O'Dell	4.15	1995	J.D. Smart	136.2	1994	Ryan Kjos	128	2011	Corey Knebel	19
1997	Scott Dunn	3.88	1996	Jake O'Dell	117.0	1995	J.D. Smart	109	2012	Corey Knebel	9
1998	Scott Dunn	4.95	1997	Kendal Adare	88.2	1996	Jake O'Dell	82	2013	Corey Knebel	9
1999	D.J. Jones	4.73	1998	Scott Dunn	109.0	1997	Kendal Adare	41	2014	John Curtiss	9
2000	Charlie Thames	2.22	1999	D.J. Jones	121.2	1998	Scott Dunn	72	2015	Kirby Bellow	5
2001	Albert Montes	2.67	2000	Beau Hale	145.1	1999	Scott Dunn	97	2016	Chase Shugart	5
2002	Justin Simmons	2.52	2001	Gerrit Simpson	121.1	2000	Beau Hale	129	2017	Beau Ridgeway	12
2003	Huston Street	1.33	2002	Justin Simmons	128.1	2001	Gerrit Simpson	128	2018	Andy McGuire	7
2004	J.P. Howell	2.13	2003	J.P. Howell	114.1	2002	Alan Bomer	82	2019	Cole Quintanilla	5
2005	J. Brent Cox	1.73	2004	J.P. Howell	135.1	2002	Brad Halsey	82	2020	Andre Duplantier II	3
2006	Kyle McCulloch	3.61	2005	Kyle McCulloch	138.2	2003	J.P. Howell	105			
2007	Randy Boone	2.52	2006	Kyle McCulloch	109.2	2004	J.P. Howell	166			
2008	Chance Ruffin	1.96	2007	James Russell	109.2	2005	Kyle McCulloch	99			
2009	Taylor Jungmann	2.00	2008	Austin Wood	85.1	2006	Kyle McCulloch	82			
2010	Chance Ruffin	1.11	2009	Chance Ruffin	124.2	2007	Adrian Alaniz	91			
2011	Taylor Jungmann	1.60	2010	Taylor Jungmann	120.0		James Russell	91			
2012	Corey Knebel	2.08	2011	Taylor Jungmann	141.0	2008	Chance Ruffin	82			
2013	Dillon Peters	1.97	2012	Corey Knebel	73.2	2009	Chance Ruffin	115			
2014	Nathan Thornhill	1.51	2013	Dillon Peters	86.2	2010	Taylor Jungmann	129			
2015	Parker French	2.57	2014	Nathan Thornhill	113.0	2011	Taylor Jungmann	126			
2016	Connor Mayes	3.60	2015	Parker French	91.0	2012	Corey Knebel	68			
2017	Morgan Cooper	2.32	2016	Ty Culbreth	86.2		Hoby Milner	68			
2018	Blair Henley	3.32	2017	Nolan Kingham	92.0	2013	Nathan Thornhill	60			
2019	Bryce Elder	2.93	2018	Nolan Kingham	100.1	2014	Nathan Thornhill	68			
2020	Pete Hansen	0.00	2019	Bryce Elder	83.0	2015	Parker French	58			
			2020	Bryce Elder	26.0	2016	Ty Culbreth	78			
						2017	Morgan Cooper	110			
						2018	Nolan Kingham	81			
						2019	Bryce Elder	86			
						2020	Bryce Elder	32			



MONSTER SHOTS

Since the opening of UFCU Disch-Falk Field in 1975, only 36 players (for a total of 41 times) have cleared the 20-foot high "Monster" in straightaway centerfield, 400 feet from home plate. The last time it was accomplished was April 24, 2010 (Cameron Rupp vs. Oklahoma State). Below is a list of those who have hit the ball out of the deepest part of UFCU Disch-Falk Field.

NAME	POSITION	SCHOOL	DATE	OPPONENT
1. Kevin McReynolds	OF	Arkansas	May 17, 1981	Houston [^]
2. Ron Henika	3B	Oral Roberts	Feb. 28, 1983	Texas
3. Jeff Hearron	C	Texas	Apr. 30, 1983	Houston
4. Randy Foyt	2B	Texas Wesleyan	Mar. 18, 1984	Texas
5. Dodd Johnson	3B	Texas	Apr. 2, 1985	Lubbock Christian
6. Dodd Johnson	3B	Texas	May 12, 1985	New Orleans
7. Bobby Behnsch	1B/DH	Texas	Mar. 16, 1986	Southwestern Louisiana
8. John Hernandez	CF	Emporia State	Mar. 16, 1987	Texas
9. Andy Skeels	C	Arkansas	May 15, 1987	Texas A&M [^]
10. Steve Bethea	2B	Texas	Feb. 21, 1988	UT Arlington
11. Brian Johnson	C	Texas	Mar. 16, 1988	Emporia State
12. Brian Johnson	C	Texas	Mar. 22, 1988	Cornell
13. Brian Cisarik	1B	Texas	Apr. 22, 1988	Texas A&M
14. John Hairston	DH	Southern	May 26, 1988	Texas+
15. Scott Bryant	DH	Texas	Apr. 1, 1989	Rice
16. Jeromy Burnitz	OF	Oklahoma State	May 26, 1989	Sam Houston State+
17. Rodd Hairston	1B	Stephen F. Austin	Apr. 3, 1991	Texas
18. Todd Steverson	CF	Arizona State	Feb. 21, 1992	Texas
19. Pat O'Hara	DH	Pepperdine	Feb. 18, 1994	Texas
20. Damon Minor	DH	Oklahoma	May 29, 1994	Texas+
21. Josh Bard	C	Texas Tech	Mar. 9, 1997	Texas
22. Charley Carter	1B	Texas	Mar. 23, 1997	Kansas State
23. Mark Cridland	RF	Texas	Mar. 29, 1998	Rice
24. Matt McDonough	DH	Iowa State	Apr. 11, 1998	Texas
25. Greg Porter	DH	Texas A&M	May 1, 1999	Texas
26. Jeff Ontiveros	1B	Texas	May 7, 2000	Nebraska
27. Ryan Hubele	C	Texas	Feb. 19, 2002	UT San Antonio
28. Jeff Ontiveros	1B	Texas	Mar. 24, 2002	UT Pan American
29. Brian Hirschberg	RF	Bucknell	May 31, 2003	Arkansas+
30. Drew Stubbs	OF	Texas	Feb. 29, 2004	San Diego State
31. Travis Metcalf	3B	Kansas	May 9, 2004	Texas
32. Taylor Teagarden	C	Texas	June 11, 2004	Vanderbilt&
33. Drew Stubbs	OF	Texas	June 12, 2004	Vanderbilt&
34. Jon Still	DH	N.C. State	June 4, 2006	Texas+
35. Preston Clark	C	Texas	Feb. 23, 2007	Washington State
36. Kyle Russell	RF	Texas	Mar. 30, 2007	Oklahoma
37. Kevin Keyes	LF	Texas	Mar. 28, 2008	Nebraska
38. Kyle Russell	RF	Texas	Apr. 20, 2008	Oklahoma State
39. Rebel Ridling	1B	Oklahoma State	Apr. 20, 2008	Texas
40. Joey Henshaw	DH	Army	May 31, 2009	Texas+
41. Cameron Rupp	OF	Texas	April 24, 2010	Oklahoma State

[^] = Southwest Conference Tournament + = NCAA Regional & = NCAA Super Regional



TEAM SEASON RECORDS

GAMES (TOTAL)		
1.	80	1983
2.	78	1985
3.	74	1984
	74	1981
5.	73	2004
6.	72	2005
	72	2002
	72	1989
	72	1987
10.	71	2003

VICTORIES (OVERALL)		
1.	66	1983
2.	64	1985
3.	62	1981
4.	61	1987
	61	1979
6.	60	1984
7.	59	1982
	59	1975
9.	58	2004
	58	1988

LOSSES (OVERALL)		
1.	32	2016
	32	1998
3.	27	2019
	27	2015
5.	26	2001
	26	1999
7.	24	2017
	24	2013
	24	1996
10.	23	2018

WIN. PCT. (OVERALL)		
1.	.967 (29-1)	1924
2.	.909 (20-2)	1948
3.	.908 (59-6)	1975
4.	.894 (59-7)	1982
5.	.885 (11-1-1)	1899
6.	.884 (61-8)	1979
7.	.877 (50-7)	1973
8.	.875 (21-3)	1960
9.	.871 (54-8)	1975
10.	.870 (40-6)	1969

GAMES (COLLEGIATE)		
1.	80	1983
2.	78	1985
3.	74	1984
	74	1981
5.	73	2004
6.	72	2005
	72	2002
	72	1989
	72	1987
10.	70	2003
	70	1988

VICTORIES (COLLEGIATE)		
1.	66	1983
2.	64	1985
3.	61	1987
	61	1981
5.	60	1984
6.	59	1982
7.	58	2004
	58	1988
9.	57	2002
10.	56	2005

LOSSES (COLLEGIATE)		
1.	32	2016
	32	1998
3.	27	2019
	27	2015
5.	26	2001
	26	1999
7.	24	2017
	24	2013
	24	1996
10.	23	2018

WIN. PCT. (COLLEGIATE)		
1.	.966 (28-1)	1924
2.	.947 (18-1)	1948
3.	.944 (17-1)	1918
	.944 (8-0-1)	1899
5.	.932 (20-1-1)	1919
6.	.917 (11-1)	1945
7.	.908 (59-6)	1982
8.	.905 (19-2)	1947
	.905 (19-2)	1946
10.	.903 (56-6)	1975

AT-BATS		
1.	2,512	1985 78 G
2.	2,491	2002 72
3.	2,441	2004 73
4.	2,437	1983 80
5.	2,432	2005 72
6.	2,416	1989 72
7.	2,405	1984 74
8.	2,357	1987 72
9.	2,339	2003 70
10.	2,315	1988 70

At Bats per game: 36.57 (1946 – 768/12)

RUNS		
1.	663	1985 78 G
2.	615	1984 74
3.	614	1988 70
4.	610	1989 72
	610	1987 72
6.	579	1983 80
7.	567	1981 73
8.	548	1996 63
9.	545	1993 67
10.	524	1990 68

Runs per game: 9.79 (1960 – 235/24)

HITS		
1.	785	1985 78 G
2.	758	2002 72
3.	752	1987 72
4.	746	1984 74
5.	734	2005 72
6.	733	1988 70
7.	732	1983 80
8.	729	1989 72
9.	719	1990 68
10.	709	2003 70

Hits per game: 11.10 (1946 – 233/21)

RBI		
1.	597	1985 78 G
2.	549	1989 72
3.	548	1984 74
4.	542	1988 70
5.	538	1987 72
6.	512	1981 73
7.	507	1983 80
8.	495	1996 63
9.	487	1993 67
10.	484	1974 62

RBI per game: 8.67 (1961 – 260/30)

DOUBLES		
1.	177	1989 72 G
2.	172	1988 70
3.	164	2002 72
4.	161	1984 74
5.	157	1987 72
6.	154	1985 78
7.	148	1993 67
8.	142	1983 80
9.	140	2001 62
	140	1999 62
	140	1990 68

Doubles per game: 2.46 (1989 – 177/72)

TRIPLES		
1.	51	1975 62 G
2.	42	1979 63
3.	41	1985 78
4.	37	2003 70
	37	1996 63
6.	36	1980 66
7.	35	1989 72
8.	34	1991 66
9.	33	1994 64
	33	1987 72
	33	1983 80

Triples per game: 0.82 (1975 – 51/62)

HOME RUNS		
1.	81	2010 63 G
2.	69	2007 63
3.	68	2002 72
4.	67	1988 70
5.	66	1986 65
	66	1974 62
7.	64	1984 74
8.	63	1987 67
9.	62	2018 65
10.	60	2008 61
	60	1996 63

Home Runs per game: 1.29 (1961 – 81/63)

TOTAL BASES		
1.	1,186	2002 72 G
2.	1,180	1985 78
3.	1,170	1988 70
4.	1,164	1987 72
5.	1,163	1984 74
6.	1,150	1989 72
7.	1,093	2003 70
8.	1,077	2005 72
9.	1,060	1996 63
10.	1,058	2007 63

Total Bases/game: 16.87 (1961 – 506/30)



TEAM SEASON RECORDS

HITTING

BATTING AVG.

1.	.325	1975
2.	.3194	1987
3.	.3192	1974
4.	.318	1990
5.	.3173	1996
6.	.3166	1988
7.	.3157	2007
8.	.3155	1995
9.	.314	1997
10.	.3126	1971

SLUGGING PCT.

1.	.508	1974
2.	.505	1988
3.	.4993	2007
4.	.4985	1997
5.	.495	1996
6.	.494	1987
7.	.493	1961
8.	.484	1984
9.	.482	1975
10.	.479	2008

BASE ON BALLS

1.	548	1985	78 G
2.	525	1981	73
3.	490	1989	72
4.	488	1983	80
5.	483	1993	67
6.	465	1980	66
7.	455	1987	72
8.	439	1994	64
	439	1988	70
10.	422	1982	66

Bases On Balls per game: 8.77 (1961 – 263/30)

STRIKEOUTS

1.	497	2018	65 G
2.	482	2010	63
3.	461	2004	73
4.	444	2003	70
5.	431	2005	72
6.	428	2002	72
7.	411	2019	54
8.	397	1998	56
9.	392	2009	67
10.	390	1999	62
	390	1994	64

Strikeouts per game: 7.65 (2010 – 482/63)

STOLEN BASES

1.	173	1982	65 G
2.	166	1990	68
3.	132	1988	70
4.	126	1987	72
5.	121	2003	70
6.	120	1992	65
7.	117	1994	64
8.	114	2004	73
9.	113	1981	73
10.	112	1989	72

Stolen Bases per game: 2.66 (1982 – 173/65)

PITCHING

EARNED RUN AVG.

1.	1.88	1970
2.	1.92	1975
3.	2.11	1972
4.	2.120	1973
5.	2.121	1977
6.	2.18	1969
7.	2.25	2014
8.	2.28	1968
9.	2.35	2011
10.	2.37	1976

STRIKEOUTS

1.	618	1985	78 G	665.0 IP
2.	612	2004	73	663.0
3.	567	2011	68	616.2
4.	563	1989	72	623.0
	563	1988	70	591.0
6.	556	2009	67	613.0
7.	549	2010	63	569.0
8.	536	2002	72	645.1
9.	524	1990	68	583.0
10.	521	2005	72	646.0

Strikeouts per 9 IP: 9.33 (1974 – 497 SO/ 479.1 IP)

BASE ON BALLS

1.	328	1995	63 G	542.2 IP
2.	320	1987	72	613.0
3.	312	1985	78	665.0
4.	311	1996	63	550.0
5.	294	1988	70	591.0
6.	293	1980	66	534.0
7.	284	1984	74	613.0
8.	283	1989	72	623.0
9.	273	2018	65	569.0
10.	269	1981	73	608.2
	269	1979	63	509.1

Bases On Balls per 9 IP: 2.25 (2001 – 139 BB/556 IP)



NO-HITTERS

1. **BOBBY LAYNE** – TEXAS 7, SOUTHWESTERN 0

Mar. 28, 1946 – Clark Field (Austin, Texas)

Southwestern	000	000	000	___	0	0	7
Texas	003	112	00x	___	7	12	2
	IP	H	R	ER	BB	SO	
Layne	9	0	0	0	4	16	

2. **BOBBY LAYNE** – TEXAS 2, TEXAS A&M 1

May 4, 1946 – College Station, Texas

Texas	000	002	000	___	2	9	2
Texas A&M	000	001	000	___	1	0	3
	IP	H	R	ER	BB	SO	
Layne	9	0	1	0	2	14	

3. **JIM EHRLER** – TEXAS 7, TUFTS 0

June 19, 1950 – Omaha, Nebraska (CWS*)

Tufts	000	000	000	___	0	0	3
Texas	010	230	01x	___	7	12	1
	IP	H	R	ER	BB	SO	
Ehrler	9	0	0	0	5	14	

4. **TOMMY JUNGMAN** – TEXAS 8, RICE 0

Apr. 29, 1955 – Clark Field (Austin, Texas)

Rice	000	000	000	___	0	0	2
Texas	032	001	11x	___	8	10	2
	IP	H	R	ER	BB	SO	
Jungman	9	0	0	0	2	6	

5. **JAMES STREET** – TEXAS 5, SMU 0

Mar. 28, 1969 – Dallas, Texas

Texas	000	311	0	___	5	7	3
SMU	000	000	0	___	0	0	2
	IP	H	R	ER	BB	SO	
Street	7	0	0	0	1	8	

6. **JAMES STREET** – TEXAS 4, TEXAS TECH 0

Apr. 3, 1970 – Lubbock, Texas

Texas	010	002	1	___	4	8	0
Texas Tech	000	000	0	___	0	0	2
	IP	H	R	ER	BB	SO	
Street #	7	0	0	0	0	8	

7. **BURT HOOTON** – TEXAS 8, SAM HOUSTON ST. 0

Feb. 26, 1971 – Clark Field (Austin, Texas)

Sam Houston St.	000	000	0	___	0	0	0
Texas	201	302	x	___	8	15	2
	IP	H	R	ER	BB	SO	
Hooton #	7	0	0	0	0	8	

8. **RON ROZNOVSKY** – TEXAS 4, TEXAS LUTHERAN 1

Feb. 27, 1973 – Clark Field (Austin, Texas)

Texas Lutheran	000	001	000	___	1	0	2
Texas	020	000	02x	___	4	9	0
	IP	H	R	ER	BB	SO	
Ronovsky	9	0	1	1	6	13	

9. **RICHARD WORTHAM** – TEXAS 9, TEXAS TECH 0

Apr. 7, 1973 – Clark Field (Austin, Texas)

Texas Tech	000	000	000	___	0	0	2
Texas	114	002	01x	___	9	10	1
	IP	H	R	ER	BB	SO	
Wortham	9	0	0	0	6	10	

10. **JIM GIDEON** – TEXAS 6, SMU 0

Mar. 21, 1975 – Dallas, Texas

Texas	000	020	211	___	6	5	1
SMU	000	000	000	___	0	0	3
	IP	H	R	ER	BB	SO	
Gideon	9	0	0	0	1	11	

11. **RICKY WRIGHT** – TEXAS 7, RICE 0

Mar. 31, 1979 – Disch-Falk Field (Austin, Texas)

Rice	000	000	0	___	0	0	3
Texas	222	001	x	___	7	10	0
	IP	H	R	ER	BB	SO	
Wright	7	0	0	0	2	9	

12. **DAVE SEILER** – TEXAS 1, SMU 0

Mar. 22, 1980 – Disch-Falk Field (Austin, Texas)

SMU	000	000	000	___	0	0	2
Texas	000	000	001	___	1	6	1
	IP	H	R	ER	BB	SO	
Seiler	9	0	0	0	8	3	

13. **GREG SWINDELL** – TEXAS 12, TEXAS WESLEYAN 0

Mar. 17, 1984 – Disch-Falk Field (Austin, Texas)

Texas Wesleyan	000	000	0	___	0	0	3
Texas	500	340	x	___	12	14	0
	IP	H	R	ER	BB	SO	
Swindell	7	0	0	0	1	8	

14. **GREG SWINDELL** – TEXAS 4, OKLAHOMA CITY 0

Mar. 16, 1985 – Disch-Falk Field (Austin, Texas)

Oklahoma City	000	000	0	___	0	0	1
Texas	100	030	x	___	4	5	0
	IP	H	R	ER	BB	SO	
Swindell	7	0	0	0	2	14	

15. **KEVIN GARNER** – TEXAS 13, UT-ARLINGTON 0

Feb. 15, 1986 – Disch-Falk Field (Austin, Texas)

UT Arlington	000	000	0	___	0	0	0
Texas	315	202	x	___	13	20	1
	IP	H	R	ER	BB	SO	
Garner	7	0	0	0	5	7	

16. **MARK PETKOVSEK** – TEXAS 2, SOUTHWESTERN 1

Mar. 3, 1987 – Disch-Falk Field (Austin, Texas)

Southwestern	010	000	0	___	1	0	1
Texas	000	200	x	___	2	6	1
	IP	H	R	ER	BB	SO	
Petkovsek	7	0	1	1	3	5	

17. **BEAU HALE** – TEXAS 10, SAM HOUSTON STATE 0

Feb. 11, 2000 – Disch-Falk Field (Austin, Texas)

Sam Houston St.	000	000	000	___	0	0	3
Texas	300	300	13x	___	10	10	1
	IP	H	R	ER	BB	SO	
Hale	9	0	0	0	1	13	

18. **ADRIAN ALANIZ** – TEXAS 4, OKLAHOMA 0

April 16, 2005 – Disch-Falk Field (Austin, Texas)

Oklahoma	000	000	000	___	0	0	2
Texas	300	300	13x	___	4	9	0
	IP	H	R	ER	BB	SO	
Alaniz	9	0	0	0	1	6	

19. **KENN KASPAREK** – TEXAS 11, TEXAS STATE 0

April 29, 2008 – UFCU Disch-Falk Field (Austin, Texas)

Texas State	000	000	000	___	0	0	2
Texas	022	111	40x	___	11	13	0
	IP	H	R	ER	BB	SO	
Kasperek	9	0	0	0	0	9	

20. **BRANDON WORKMAN** – TEXAS 9, PENN STATE 0

March 1, 2009 – UFCU Disch-Falk Field (Austin, Texas)

Penn State	000	000	000	___	0	0	0
Texas	100	230	03x	___	9	13	1
	IP	H	R	ER	BB	SO	
Workman	9	0	0	0	2	10	

21. **DILLON PETERS & MORGAN COOPER** –

TEXAS 12, K-STATE 0

May 16, 2014 – Tointon Stadium (Manhattan, Kan.)							
Texas	001	331	004	___	12	19	0
Kansas State	000	000	000	___	0	0	0
	IP	H	R	ER	BB	SO	

Peters	7	0	0	0	3	8	
Cooper	2	0	0	0	1	1	

* = First no-hitter in College World Series history
= Also a perfect game

Additional historical game:

BURT HOOTON – TEXAS 1, TEXAS TECH 0 (13 inn.)

Mar. 19, 1971 – Clark Field (Austin, Texas)								
Texas Tech	000	000	000	000	___	0	1	0
Texas	000	000	000	000	___	1	5	0
	IP	H	R	ER	BB	SO		

Hooton	13	1	0	0	0	19	
--------	----	---	---	---	---	----	--



THE LAST TIME IT HAPPENED ...

TEXAS WIN STREAKS

STREAK	YEAR	ENDED BY	SCORE
34 games*	1977	Rice	3-4 (14)
33 games	1982	Houston	3-4
28 games	1946-47	Baylor	2-6
23 games	1914	Missouri	0-2
22 games	1985	Arkansas	4-5
22 games	1924	Baylor	1-2
21 games	2010	Kansas State	1-2
20 games	1988	Oklahoma	8-11
20 games	1973	Baylor	2-3
20 games	1972	Texas Tech	4-5
19 games	1985	Arkansas	5-9
19 games	1947-48	Baylor	7-8
18 games	1979	Minnesota	4-11
18 games	1975	Texas A&M	8-9
17 games	1974	Rice	4-5
16 games	2005	Arizona	3-8
16 games	1989	Dallas Baptist	7-15
16 games	1983-84	Arizona State	0-4
16 games	1982	Miami	1-2
16 games	1979	Texas A&M	0-1

TEAM

Won on a walk-off	February 23, 2020, 7-5 (Tate Shaw, two-run homer, 10th inning)
Lost on a walk-off	May 3, 2019, 4-2 at Kansas (Casey Burnham, home run, 9th inning)
Won 20 consecutive games	2010 (21)
Won 30 consecutive games	1982 (33)
Scored 20 runs (or more) in a game	May 23, 2010, at Missouri (20-11)
Allowed 20 runs (or more) in a game	Apr. 11, 2008, at Missouri (31)
Had 20 hits (or more) in a game	May 30, 2009, vs. Boston College (20)
Had 25 hits (or more) in a game	March 10, 1998, vs. Southern Illinois (25)
Allowed 20 hits (or more) in a game	Apr. 11, 2008, at Missouri (31)
Hit five (or more) HR in a game	June 22, 2009, vs. LSU (5)
Was shutout in a game	May 17, 2019 vs. Oklahoma (13-0)
Turned 4 double plays in a game	May 2, 2017, vs. UT Arlington (4)
Turned 5 double plays in a game	May 19, 2012, vs. Baylor (5)
Turned a triple play in a game	March 7, 1987, vs. Washington State (1)
Won 50 games in a season	2010 (50-13)
Hit 60 home runs in a season	2018 (62) (65 games)
Scored 600 runs in a season	1989 (610) (72 games)
Had 700 hits in a season	2005 (734) (72 games)
Had 35 triples in a season	2003 (37) (70 games)
Had 150 doubles in a season	2002 (164) (72 games)
Had a team average of .315 or better	2007 (.316) (63 games)
Stole 100 bases in a season	2005 (103) (72 games)

PLAYER

Threw a no-hitter	March 1, 2009 Brandon Workman vs. Penn State (9-0)
Threw a combined no-hitter	May 16, 2014 Dillon Peters/Morgan Cooper vs. Kansas State (12-0)
Threw a perfect game	Apr. 3, 1970 James Street vs. Texas Tech (4-0)
Threw a complete game shutout	Mar. 24, 2017 Nolan Kingham vs. Kansas State (2-0)
Had 10 strikeouts in a game	Feb. 20, 2020 Bryce Elder vs. LSU (10)
Had 15 strikeouts in a game	Mar. 12, 2010 Taylor Jungmann (17) vs. Iowa
Had 19 strikeouts in a game	Mar. 18, 1988 Eric Stone (19) vs. Southwestern Louisiana
Won 10 games in a season	2017, Nolan Kingham (10-4)
Won 15 games in a season	2004, J.P. Howell (15-2)
Had 100 strikeouts in a season	2017, Morgan Cooper (110)
Had 150 strikeouts in a season	2004, J.P. Howell (166)
Had 175 strikeouts in a season	1989, Kirk Dressendorfer (176)
Had 200 strikeouts in a season	1985, Greg Swindell (204)
Had 10 saves in season	2017, Beau Ridgeway (12)
Had 5 complete games in a season	2011, Taylor Jungmann (5)
Had 10 complete games in a season	1989, Kirk Dressendorfer (15)
Had 40 appearances in a season	2009, Austin Wood (41)
Had 5 shutouts in a season	1986, Greg Swindell (5)
Hit 2 home runs in a game	Apr. 28, 2019, Lance Ford vs. West Virginia
Hit 3 home runs in a game	Apr. 30, 2002, J.D. Reininger (3) vs. TCU
Hit for the cycle in a game	Apr. 19, 2015 at Kansas C.J Hinojosa (2B, 1B, 3B, HR in 9th)
Scored 5 runs in a game	Apr. 28, 2009, Kevin Lusson (5) vs. Texas State
Had 5 hits in a game	May 5, 2017, Austin Todd (5) & Zane Gurwitz (5) at TCU
Stole 4 bases in a game	Feb. 26, 2016, Joe Baker vs. Stanford (4)
Stole 5 bases in a game	Feb. 13, 1996 MacGregor Byers (5) vs. St. Mary's (Texas)
Stole home in a game	March 22, 2019, Duke Ellis at TCU
Had 7 RBI in a game	March 5, 2008 Brandon Belt (8) vs. Texas A&M-Corpus Christi
Hit a grand slam home run in a game	Apr. 28, 2019, Lance Ford vs. WVU
Hit an inside the park home run	Mar. 24, 2015, Zane Gurwitz vs. Texas State
Hit back-to-back home runs	April 9, 2016 Kody Clemens & Travis Jones vs. K-State
Had 100 hits in a season	2005, Seth Johnston (115)
Had 10 home runs in a season	2018, Zach Zubia (11)
Had 15 home runs in a season	2010, Kevin Keyes (15)
Had 20 home runs in a season	2018, Kody Clemens (24)
Stole 20 bases in a season	2018, David Hamilton (31)
Stole 40 bases in a season	2002, Tim Moss (40)
Had 20 doubles in a season	2011, Brandon Loy (23) & Tant Shepherd (20)
Had 25 doubles in a season	2006, Carson Kainer (25)
Had 5 triples in a season	2018, David Hamilton (6) & Tate Shaw (5)
Had 8 triples in a season	2013, Mark Payton (8)
Had 50 RBI in a season	2018, Kody Clemens (72)
Had 80 RBI in a season	2003, Dustin Majewski (85)
Had 100 RBI in a season	1989, Scott Bryant (112)
Batted .350 in a season (min. 100 ABs)	2018, Kody Clemens (.351)
Batted .400 in a season (min. 100 ABs)	2002, Dustin Majewski (.401)
Scored 50 runs in a season	2018, Kody Clemens (58) & Masen Hibbeler (52)
Scored 80 runs in a season	2003, Tim Moss (82)
Scored 100 runs in a season	1985, Bill Bates (100)
Cleared the "Monster" in center field	Apr. 24, 2010 Cameron Rupp vs. Oklahoma State
Hit a leadoff home run	May 15, 2018, David Hamilton vs. Texas State
Hit a walk-off home run	Feb. 23, 2020, Cam Williams vs. Boise State

*NCAA Record



NATIONAL HONORS

ABCA NATIONAL PLAYER OF THE YEAR

2018..... Kody Clemens

BASEBALL AMERICA NATIONAL PLAYER OF THE YEAR

1993..... Brooks Kieschnick, DH/UT

COLLEGIATE BASEBALL NATIONAL PLAYER OF THE YEAR

1986..... Greg Swindell, P
1989..... Scott Bryant, UT
1993..... Brooks Kieschnick, UT

DICK HOSWER TROPHY

1989..... Scott Bryant, DH/OF/P
1992..... Brooks Kieschnick, P/DH/UT
1993..... Brooks Kieschnick, P/DH/UT
2011..... Taylor Jungmann, P

NCBWA STOPPER OF THE YEAR AWARD

2005..... J. Brent Cox
2010..... Chance Ruffin
2011..... Corey Knebel

NCBWA FRESHMAN PITCHER OF THE YEAR

2011..... Corey Knebel

COLLEGIATE BASEBALL FRESHMAN PITCHER OF THE YEAR

2011..... Corey Knebel

BASEBALL AMERICA FRESHMAN OF THE YEAR

1984..... Greg Swindell, P
1988..... Kirk Dressendorfer, P
1991..... Brooks Kieschnick, DH/P

GOLDEN SPIKES AWARD FINALIST

1984..... Greg Swindell, P
1985..... Greg Swindell, P
1986..... Greg Swindell, P
1989..... Scott Bryant, DH/OF/P
1992..... Brooks Kieschnick, P/DH/UT
1993..... Brooks Kieschnick, P/DH/UT
2000..... Beau Hale, P
2004..... Huston Street, P
2006..... Drew Stubbs, OF
2007..... Kyle Russell, OF
2011..... Taylor Jungmann, P
2018..... Kody Clemens, 2B

CLEMENS AWARD FINALIST

2004..... JP Howell, P

JOHNNY BENCH AWARD FINALIST

2005..... Taylor Teagarden, C

BROOKS WALLACE AWARD FINALIST

2011..... Brandon Loy, SS

COLLEGE WORLD SERIES MOST OUTSTANDING PLAYER

1949..... Tom Hamilton, 1B
1953..... J.L. Smith, P
1975..... Mickey Reichenbach, 1B
1983..... Calvin Schiraldi, P
2002..... Huston Street, P
2005..... David Maroul, 3B

NATIONAL COACH THE YEAR


1975..... Cliff Gustafson
1982..... Cliff Gustafson
1983..... Cliff Gustafson
2002..... Augie Garrido
2005..... Augie Garrido
2018..... David Pierce (BA)

ABCA REGIONAL COACH OF THE YEAR

1975..... Cliff Gustafson
1982..... Cliff Gustafson
1983..... Cliff Gustafson
1992..... Cliff Gustafson
2002..... Augie Garrido
2005..... Augie Garrido

ABCA/RAWLINGS GOLD GLOVE AWARD

2014..... Brooks Marlow, 2B



KODY CLEMENS
2018 ABCA NATIONAL PLAYER OF THE YEAR



ALL-AMERICANS

1932..... Ray Ater, SS (First Team) Ernie Koy, OF (First Team)	1975..... Keith Moreland, 3B (First Team) Jim Gideon, P (First Team)	2002 Justin Simmons, P (First Team) Tim Moss, 2B (Second Team)
1933..... Pat Ankenman, SS (First Team)	1976..... Richard Wortham, P (First Team)	Dustin Majewski, OF (Third Team)
1949..... Murray Wall, P (First Team)	Charles Proske, OF (Third Team)	Huston Street, P (Third Team)
Tom Hamilton, 1B (First Team)	1979..... Jerry Don Gleaton, P (First Team)	2003..... Dustin Majewski, OF (First Team)
Ed Kneuper, OF (Second Team)	1980 Keith Creel, P (Second Team)	Omar Quintanilla, SS (Second Team)
1950..... Murray Wall, P (First Team)	1981..... Tony Arnold, P (First Team)	Huston Street, P (Second Team)
Charlie Gorin, P (Second Team)	Burk Goldthorn, C (Second Team)	J.P. Howell, P (Third Team)
Bob Brock, OF (Second Team)	Spike Owen, SS (Third Team)	2004..... J.P. Howell, P (First Team)
1951..... Chile Bigham, 1B (Second Team)	1982..... Spike Owen, SS (First Team)	Huston Street, P (First Team)
1952..... Luther Scarbrough, P (Second Team)	1983..... Calvin Schiraldi, P (First Team)	2005..... J. Brent Cox, P (First Team)
Joe Tanner, 3B (Third Team)	1984..... David Denny, 3B (First Team)	Seth Johnston, SS (First Team)
1953..... Travis Eckert, OF (Second Team)	Bill Bates, 2B (First Team)	Drew Stubbs, OF (Third Team)
Paul Mohr, 1B (Second Team)	Greg Swindell, P (First Team)	2006..... Drew Stubbs, OF (Second Team)
1954..... Travis Eckert, OF (Third Team)	1985..... Bill Bates, 2B (First Team)	2007..... Kyle Russell, OF (First Team)
1957..... Harry Taylor, P (Second Team)	Greg Swindell, P (First Team)	Adrian Alaniz, P (Second Team)
Jerry Good, 1B (Third Team)	1986..... Greg Swindell, P (First Team)	Bradley Suttle, 3B (Third Team)
1958..... Roy Menge, OF (Third Team)	1987..... Curt Krappner, P (First Team)	2008..... Chance Ruffin, SP (Third Team)
George Myers, P (Third Team)	Kevin Garner, OF/P (First Team)	2009..... Austin Wood, RP (Second Team)
1960..... Roy Menge, OF (Second Team)	Brian Cisarik, 1B (Second Team)	2010..... Cole Green, SP (First Team)
1961..... Chuck Knutson, OF (First Team)	Coby Kerlin, SS (Third Team)	Taylor Jungmann, SP (First Team)
1962..... Pat Rigby, 2B (First Team)	1988..... Brian Johnson, C (First Team)	Chance Ruffin, RP (First Team)
Chuck Knutson, OF (Second Team)	Kirk Dressendorfer, P (First Team)	Brandon Workman, SP (Second Team)
1963..... Bill Bethea, SS (First Team)	Eric Stone, P (Second Team)	2011..... Taylor Jungmann, SP (First Team)
Butch Thompson, 1B (First Team)	Mike Patrick, DH (Third Team)	Corey Knebel, RP (First Team)
1967..... Tommy Moore, P (Third Team)	1989..... Kirk Dressendorfer, P (First Team)	Brandon Loy, SS (Second Team)
1968..... James Street, P (Second Team)	Scott Bryant, DH (First Team)	Erich Weiss, 3B (Second Team)
1969..... Burt Hooton, P (First Team)	1990..... Kirk Dressendorfer, P (First Team)	2014..... Mark Payton*, OF (Third Team)
James Street, P (Second Team)	David Tollison, IF (Second Team)	2017..... Morgan Cooper#, SP (Third Team)
Pat Brown, OF (Third Team)	1991.. Brooks Kieschnick, UT/P/DH (First Team)	2018..... Kody Clemens\$, 2B (First Team)
1970..... Burt Hooton, P (First Team)	1992.. Brooks Kieschnick, UT/P/DH (First Team)	2020..... Bryce Elder%, SP (Second Team)
Tommy Harmon, C (First Team)	Calvin Murray, OF (First Team)	
David Chalk, 3B (Third Team)	Chris Abbe, C (Third Team)	
1971..... Burt Hooton, P (First Team)	1993.. Brooks Kieschnick, UT/P/DH (First Team)	
David Chalk, 3B (First Team)	Braxton Hickman, 1B (Second Team)	
John Langerhans, 1B (Second Team)	1996..... Kip Harkrider, SS (Second Team)	
1972..... David Chalk, 3B (First Team)	Danny Peoples, 1B (Second Team)	
Bill Berryhill, C (Third Team)	MacGregor Byers, OF (Third Team)	
1973..... Keith Moreland, 3B (First Team)	1997..... Kip Harkrider, SS (Third Team)	
Ron Roznovsky, P (First Team)	1999.... Jason Cox, C/OF (Honorable Mention)	
1974..... Keith Moreland, 3B (First Team)	Jason Moore, SS (Honorable Mention)	
Jim Gideon, P (First Team)	Jeff Ontiveros, 1B (Honorable Mention)	
David Reeves, OF (First Team)	2000..... Charlie Thames, P (First Team)	
Rick Bradley, C (Second Team)	Beau Hale, P (Second Team)	

* Baseball America # Collegiate Baseball
 ^ NCBWA & USA Today/Baseball Weekly
 @ Perfect Game \$ Unanimous
 % 2020 Collegiate Baseball shortened-season
 All-American



TAYLOR JUNGMMANN
 2010 & 2011 FIRST TEAM ALL-AMERICAN

T HONORS & AWARDS



FRESHMAN ALL-AMERICANS

1983..... Billy Bates*, 2B (First Team)
 1984..... Greg Swindell*, P (First Team)
 1985..... Curt Krippner*, P (Second Team)
 1988..... Kirk Dressendorfer*, P (First Team)
 1990..... Scott Pugh*, DH (First Team)
 1991..... Brooks Kieschnick*, DH (First Team)
 1995..... Kip Harkrider*, SS (First Team)
 1999... Jeff Ontiveros*#, 1B (Third Team/HM)
 2000..... Ryan Hubele*, C (First Team)
 2001.... Omar Quintanilla*#&, IF (First Team)
 Justin Simmons#, P (First Team)
 2002..... J.D. Reininger#, DH (First Team)
 Huston Street*#, P (First Team)
 .. Michael Hollimon#, SS (Honorable Mention)
 2003. Taylor Teagarden#&, C (First/Second Team)
 2004..... Kyle McCulloch#, P (First Team)
 Carson Kainer#, OF (First Team)
 Drew Stubbs*#&, OF (First Team)
 2005..... Adrian Alaniz*#, P (First Team)
 Kenn Kasperek*, P (Second Team)
 2006..... Jordan Danks#, OF (First Team)
 Kyle Russell*#, OF (First Team)
 Bradley Suttle#, 2B (First Team)
 Austin Wood#, RP (First Team)
 2007..... Josh Prince#, 3B (First Team)
 2008..... Chance Ruffin*#^, SP (First Team)
 Cameron Rupp*#^, C (Second Team)
 2009.... Taylor Jungmann#^, SP (First Team)
 Austin Dicharry^, C (Second Team)
 2010..... Cohl Walla*, OF (Second Team)
 2011..... Corey Knebel*#^, RP (First Team)
 Erich Weiss*#^, OF (Second Team)
 2012..... Parker French#, SP (First Team)
 2014..... Tres Barrera*@, C (Second Team)
 Morgan Cooper@, RP (Second Team)
 2018..... Zach Zubia#, DH (Third Team)
 2020..... Pete Hansen%, RP (First Team)

* Baseball America # Collegiate Baseball
 ^ NCBWA & USA Today/Baseball Weekly
 @ Perfect Game
 % 2020 Collegiate Baseball shortened-season
 Freshman All-American

SUMMER ALL-AMERICANS

1990..... Calvin Murray*, OF
 (Anchorage Bucs/Alaska) First Team
 2002..... Huston Street, P
 (USA National Team) Second Team
 2003..... Huston Street#, P
 (USA National Team) First Team
 2005..... Kyle McCulloch, P
 (USA National Team) First Team
 2016..... Bret Boswell&, SS
 (Santa Barbara/California) First Team
 Kyle Johnston, P
 (Santa Barbara/California) Second Team
 Connor Mayes, P
 (Santa Barbara/California) Third Team
 Chance Callihan, P
 (Victoria/Texas) Third Team
 2017..... Zach Zubia, 1B
 (Rochester/Northwoods), First Team

*Baseball America Summer Player of the Year
 #USA Baseball Athlete of the Year
 &Rawlings/Perfect Game Summer Player of the Year

ABCA ALL-REGION

1996..... MacGregor Byers, OF (First Team)
 Eric French, P (First Team)
 Kip Harkrider, SS (First Team)
 Jake O'Dell, P (First Team)
 Danny Peoples, 1B (First Team)
 1999..... Jason Moore, SS (First Team)
 2001.... Omar Quintanilla, SS (Second Team)
 2002..... Tim Moss, 2B (First Team)
 Justin Simmons, P (First Team)
 Jeff Ontiveros, 1B (Second Team)
 Omar Quintanilla, SS (Second Team)
 2003..... J.P. Howell, P (First Team)
 Dustin Majewski, OF (First Team)
 Omar Quintanilla, SS (First Team)
 Huston Street, P (First Team)
 2004..... J.P. Howell, P (First Team)
 Huston Street, P (First Team)
 2005..... J. Brent Cox, P (First Team)
 Seth Johnston, SS (First Team)
 Drew Stubbs, OF (First Team)
 Taylor Teagarden, C (First Team)
 2006..... Drew Stubbs, OF (First Team)
 Carson Kainer, OF (Second Team)
 2007..... Adrian Alaniz, P (First Team)
 Kyle Russell, OF (First Team)
 Bradley Suttle, 3B (First Team)
 2008..... Kyle Russell, OF (Second Team)
 2009..... Austin Wood, RP (First Team)
 Chance Ruffin, SP (Second Team)
 Taylor Jungmann, SP (Second Team)
 2010..... Cole Green, SP (First Team)
 Taylor Jungmann, SP (First Team)
 Chance Ruffin, RP (First Team)
 Cameron Rupp, C (Second Team)
 Brandon Workman, SP (Second Team)
 2011..... Taylor Jungmann, SP (First Team)
 Corey Knebel, RP (First Team)
 Brandon Loy, SS (First Team)
 2012..... Erich Weiss, 3B (Second Team)
 2018..... Kody Clemens (First Team)


USA BASEBALL NATIONAL TEAM

1992..... Olympics-Calvin Murray, OF
 1996..... Olympics-Kip Harkrider, SS
 1999..... Phil Seibel, P
 2001..... Ryan Hubele, C
 Omar Quintanilla, IF
 2002..... Huston Street, P
 2003..... Huston Street, P
 2004..... J. Brent Cox, P
 Drew Stubbs, OF
 Taylor Teagarden, C
 2005..... Kyle McCulloch, P
 Drew Stubbs, OF
 2006..... Preston Clark, C
 2007..... Jordan Danks, OF
 2008..... Olympics-Taylor Teagarden, C
 2011..... Pan-Am Games-Jordan Danks, OF
 Hoby Milner, P
 Corey Knebel, P
 Erich Weiss, 3B
 2019..... Premier12-Mark Payton, OF

CENTRAL TEXAS COLLEGE PLAYER OF THE YEAR

2000..... Beau Hale*, P
 2001..... Omar Quintanilla*, IF
 2002..... Dustin Majewski*, OF
 Justin Simmons#, P
 Huston Street&, P
 2003..... Dustin Majewski*, OF
 Huston Street#, P
 2004..... J.P. Howell#, P
 Drew Stubbs&, OF
 2006..... Drew Stubbs*, OF
 Kyle McCulloch#, P
 Austin Wood&, P
 2007..... Kyle Russell*, OF
 2008..... Michael Torres*, 3B
 Chance Ruffin#, SP

Presented by the Round Rock Express
 & the Round Rock Sertoma Club
 *Player of the Year #Pitcher of the Year
 &Newcomer of the Year



MARK PAYTON
 PHOTO COURTESY USA BASEBALL



LONGHORN HALL OF HONOR INDUCTEES

LONGHORN HALL OF HONOR

NAME	POS.	YEAR INDUCTED	NAME	POS.	YEAR INDUCTED
William "Uncle Billy" Disch	Head Coach	1957	John S. Douglass	1B	1986
James A. "Pete" Edmond	3B	1959	Tom Gambrell	OF	1986
Ernie Koy	OF	1960	Henry B. "Hank" Harkins	OF	1989
M. Frank "Pinky" Higgins	3B	1961	Ransom Jackson	3B	1989
Pete Layden	OF	1961	Alan Dale Lowry	OF	1989
Bibb Falk	OF/Head Coach	1962	Henry "Heine" Baumgarten	OF	1991
Bobby Layne	P	1963	Jim Gideon	P	1992
E.W. "Ed" Olle	3B	1963	Spike Owen	SS	1992
Bohn Evell Hilliard	2B/OF/P	1964	Tommy Harmon	C/Asst. Coach	1993
Robert O. Moers	3B	1964	Roger Clemens	P	1994
Maxey Hart	C	1965	Mario J. "Mike" De La Fuente	P	1994
Joe Henry Ward Sr.	C	1965	Richard Wortham	P	1994
William "Rooster" Andrews	OF	1966	Greg Swindell	P	1996
F. T. "Star" Baldwin	SS	1966	Calvin Schiraldi	P	1997
Grady Hatton	3B/2B	1967	Jerry Don Gleaton	P	1999
Edwin Booth Price	1B/3B/Asst. Coach	1967	Luther Scarborough	P	1999
Walter W. Fisher	SS	1968	Bill Bates	2B	2000
Charles I. Francis	SS	1968	Dennis Cook	P	2001
C.C. "Tex" Hughson	P	1970	Kirk Dressendorfer	P	2002
O.J. "Jubilo" Clements	P	1971	Chuck Knutson	OF	2003
Tom Hamilton	1B/OF	1971	J.A. "Woody" Woodman	2B/3B	2003
John Arlington Hargis	2B	1972	Charles O. "Chuck" Hartenstein	P	2004
Jay Arnette	OF	1973	Charlie Gorin	P	2005
David C. "Bobby" Cannon	OF	1974	Brooks Kieschnick	P/DH	2005
Charles Haas	OF	1974	Lloyd L. "Pat" Rigby III	2B	2006
F.F. Rube Leissner	OF/P	1975	James F. Ehrler	P	2007
Joe H. Russell	2B/3B	1975	Calvin Murray	OF	2007
Murray Wall	P	1978	Augie Garrido	Head Coach	2008
W. Wayne McDonald	OF	1979	Charlie Munson	OF	2008
A.R. "Bob" Rochs	Manager	1979	Scott Bryant	OF	2009
Burt Hooton	P/Asst. Coach	1981	Dan Watson	C	2009
Frank J. Womack	OF/P	1981	Travis Eckert	OF	2010
H.C. Pfannkuche	C/OF	1982	Ron Gardenhire	SS	2010
James Street	P	1982	Lou Bagwell	IF	2013
David Chalk	3B/SS/2B	1983	Brian Cisarik	1B	2013
Cliff Gustafson	2B/SS/Head Coach	1983	Mike Beard	P	2014
Tom Hughes	OF	1983	Huston Street	P	2014
James S. Jones	2B/3B	1983	Larry Hardy	P	2015
Samuel F. Leslie	C	1983	Randy Peschel	OF	2015
John Henry Hill	1B	1984	Walter L. "Buddy" New, Jr.	1B	2016
J. Walter Morris	SS	1984	Drew Stubbs	OF	2017
W. Clark Brown	C	1985	J. Brent Cox	RHP	2018
Keith Moreland	OF/3B/C/1B/DH/Asst. Coach	1985	Seth Johnston	SS	2019
Pat Ankenman	2B/SS	1986	Andre Robertson	2B/SS	2019
Bill Bethea	2B/SS/Asst. Coach	1986			



SETH JOHNSTON
2019 HALL OF HONOR INDUCTEE



HALL OF FAME HONORS

COLLEGE BASEBALL HALL OF FAME

NAME	POS.	YEAR INDUCTED
Cliff Gustafson*	2B/SS/Head Coach	2006
Brooks Kieschnick*	P/DH	2006
Bibb Falk	P/OF/Head Coach	2007
Billy Disch	Head Coach	2008
Burt Hooton	P	2008
Greg Swindell	P	2008
Kirk Dressendorfer	P	2009
Keith Moreland	OF/3B/C/1B/DH	2009
Richard Wortham	P	2010
Augie Garrido	Head Coach	2016
David Chalk	3B	2019

**Inaugural HOF Class*

ABCA HALL OF FAME

NAME	YEAR INDUCTED
Billy Disch	1966
Bibb Falk	1968
Cliff Gustafson	1992
Augie Garrido	2016

OMAHA COLLEGE BASEBALL HALL OF FAME

NAME	POS.	YEAR INDUCTED
Augie Garrido*	Head Coach	2013
Brooks Kieschnick*	P/DH	2013
Cliff Gustafson	Head Coach	2015
Burt Hooton	P	2015
Keith Moreland	OF/3B/C/1B/DH	2016
Huston Street	RHP	2019

**Inaugural HOF Class*

TEXAS SPORTS HALL OF FAME

NAME	POS.	YEAR INDUCTED
Roger Clemens	P	1998
Bobby Layne	P	1960
Bibb Falk	P/OF/Head Coach	1961
M. Frank "Pinky" Higgins	3B	1965
J. Walter Morris	SS	1966
William "Uncle Billy" Disch	Head Coach	1980
Ernie Koy	OF	1986
C.C. "Tex" Hughson	P	1987
Cliff Gustafson	2B/SS/Head Coach	1994
James Street	P	2000
Augie Garrido	Head Coach	2005
Burt Hooton	P	2010
Roger Clemens	P	2013
Greg Swindell	P	2019

SOUTHWEST CONFERENCE HALL OF FAME

NAME	YEAR INDUCTED
Roger Clemens*	2013
Billy Disch*	2013
Bibb Falk*	2013
Cliff Gustafson*	2013
Burt Hooton*	2013
Tex Hughson*	2013
Ernie Koy, Sr.*	2013
Brooks Kieschnick	2018

**Inaugural HOF Class*

TEXAS BASEBALL HALL OF FAME

NAME	POS.	YEAR INDUCTED
Murray Wall	P	1980
J. Walter Morris	SS	1988
Roger Clemens	P	1992
Grady Hatton	3B/2B	1996
Burt Hooton	P	1998
David Chalk	3B/SS/2B	2002
Rudy Jaramillo	OF	2002
Wayne Graham	3B/1B	2003



GREG SWINDELL
2019 TEXAS SPORTS HALL OF FAME INDUCTEE



ACADEMIC HONORS

RHODES SCHOLAR

1998.....Sean Braswell, IF

NCAA POST-GRADUATE SCHOLARSHIP AWARD

1970.....Lou Bagwell, SS

JAMES KELLER SPORTSMANSHIP AWARD

1998.....Cliff Gustafson, Head Coach

2000.....D.J. Jones, P

COSIDA ACADEMIC ALL-AMERICAN

1970..... Lou Bagwell, IF (First Team)
 1974..... Jim Gideon, P (Second Team)
 1975..... Jim Gideon, P (First Team)
 Doug Duncan, DH/C (First Team)
 1976..... Doug Duncan, DH/C (First Team)
 1979..... Kevin Shannon, C (Second Team)
 1980..... Ricky Nixon, DH (Second Team)
 1988..... Mike Patrick, DH (First Team)
 1996..... MacGregor Byers, OF (Third Team)
 2005..... Drew Stubbs, OF (Third Team)
 2006..... Drew Stubbs, OF (Second Team)
 2007..... Bradley Suttle, 3B (Second Team)
 2010... Russell Moldenhauer, DH (Second Team)
 2014..... John Curtiss, P (First Team)
 2018..... Jake McKenzie, UTIL/P (First Team)

ACADEMIC ALL-BIG 12

1997..... Ryan Chapple, 1B (First Team)
 Brett Loeffler, CF (First Team)
 Dan Roth, C (First Team)
 Charlie Carter, 1B (Honorable Mention)
 Mark Cridland, RF (Honorable Mention)
 Scott Dunn, P (Honorable Mention)
 Joey Hart, C (Honorable Mention)
 Morgan Hull, 2B (Honorable Mention)
 Carl McClosky, P (Honorable Mention)
 1998..... Brett Loeffler, CF (First Team)
 1999..... Scott Dunn, P (First Team)
 Beau Hale, P (First Team)
 Mike Pumo, LF (First Team)
 Phil Seibel, P (First Team)
 Dax Leone, P (Honorable Mention)
 Jeff Ontiveros, 1B (Honorable Mention)
 2000..... Ryan France, DH (First Team)
 Kevin Frizzell, P (First Team)
 Beau Hale, P (First Team)
 Mike Pumo, LF (First Team)
 Matt Rosenberg, RF (First Team)
 Ben Emond, CF (Second Team)
 2002..... Ray Clark, P (First Team)
 Ryan France, DH (First Team)
 Matt Rosenberg, RF (First Team)
 2003..... Kevin Frizzell, P (First Team)
 Dustin Majewski, RF (Second Team)
 2004..... Michael Hollimon, SS (Second Team)
 Seth Johnston, 2B (Second Team)
 Justin Simmons, P (Second Team)
 2005..... Drew Stubbs, OF (First Team)
 Carson Kainer, OF (Second Team)
 Dooley Prince, OF (Second Team)
 2006..... Drew Stubbs, OF (First Team)
 Kyle McCulloch, P (Second Team)

ACADEMIC ALL-BIG 12 (cont.)

2007..... Adrian Alaniz, P (First Team)
 Bradley Suttle, 3B (First Team)
 2008..... Drew Bishop (First Team)
 Riley Boening (First Team)
 Russell Moldenhauer (First Team)
 Keith Shinaberry (First Team)
 Travis Tucker (First Team)
 Austin Wood (First Team)
 Preston Clark (Second Team)
 Pat McCrory (Second Team)
 2009..... Russell Moldenhauer (First Team)
 Keith Shinaberry (First Team)
 Stayton Thomas (First Team)
 Chance Ruffin (Second Team)
 Travis Tucker (Second Team)
 Brandon Workman (Second Team)
 2010..... Taylor Jungmann (First Team)
 Kyle Lusson (First Team)
 Russell Moldenhauer (First Team)
 Stayton Thomas (First Team)
 Kendal Carrillo (Second Team)
 Kevin Lusson (Second Team)
 Andrew McKirahan (Second Team)
 2011..... Kendal Carrillo (First Team)
 Taylor Jungmann (First Team)
 Ben Kaplan (First Team)
 Andrew McKirahan (Second Team)
 Hoby Milner (Second Team)
 Stayton Thomas (First Team)
 Josh Urban (First Team)
 Jonathan Walsh (Second Team)



DREW STUBBS
TWO-TIME FIRST TEAM ACADEMIC ALL-BIG 12



ACADEMIC HONORS

ACADEMIC ALL-BIG 12 (cont.)

2012..... Austin Dicharry (First Team)
 Jacob Felts (First Team)
 Nathan Thornhill (First Team)
 Corey Knebel (Second Team)
 Kevin Lusson (Second Team)
 Mark Payton (Second Team)
 Alex Silver (Second Team)
 Erich Weiss (Second Team)
 Hunter Wilcox (Second Team)
 2013..... Jacob Felts (First Team)
 Parker French (First Team)
 Corey Knebel (First Team)
 Dillon Peters (First Team)
 Taylor Stell (First Team)
 Josh Urban (First Team)
 Nathan Thornhill (Second Team)
 Erich Weiss (Second Team)
 2014..... Travis Duke (First Team)
 Parker French (First Team)
 C.J Hinojosa (First Team)
 Ben Johnson (First Team)
 Chad Hollingsworth (Second Team)
 Collin Shaw (Second Team)
 2015..... Tres Barrera (First Team)
 Bret Boswell (First Team)
 Kacy Clemens (First Team)
 Travis Duke (First Team)
 Parker French (First Team)
 Zane Gurwitz (First Team)
 C.J Hinojosa (First Team)
 Grant Martin (First Team)
 Josh Sawyer (First Team)
 Jon Malmin (Second Team)
 Andy McGuire (Second Team)
 Collin Shaw (Second Team)
 2016..... James Barton (First Team)
 Michael Cantu (First Team)
 Morgan Cooper (First Team)
 Travis Duke (First Team)
 Eric Dunbar (First Team)
 Travis Jones (First Team)
 Jake McKenzie (First Team)
 Tres Barrera (Second Team)
 Bret Boswell (Second Team)
 Zane Gurwitz (Second Team)
 Kyle Johnston (Second Team)
 Patrick Mathis (Second Team)
 Connor Mayes (Second Team)

ACADEMIC ALL-BIG 12 (cont.)

2017..... Bret Boswell (First Team)
 Michael Cantu (First Team)
 Morgan Cooper (First Team)
 Travis Jones (First Team)
 Michael McCann (First Team)
 Jake McKenzie (First Team)
 Kacy Clemens (Second Team)
 Zane Gurwitz (Second Team)
 Nick Kennedy (Second Team)
 2018..... Jake McKenzie (First Team)
 Parker Joe Robinson (First Team)
 Josh Sawyer (First Team)
 Tate Shaw (First Team)
 Michael McCann (Second Team)
 Andy McGuire (Second Team)
 Zach Zubia (Second Team)
 2019..... Sam Bertelson (First Team)
 Bryce Elder (First Team)
 Tristan Stevens (First Team)
 Matt Whelan (First Team)
 Zach Zubia (First Team)
 Matteo Bocchi (Second Team)
 Masen Hibbeler (Second Team)
 Michael McCann (Second Team)
 2020..... Justin Eckhardt (First Team)
 Bryce Elder (First Team)
 Lance Ford (First Team)
 Peter Geib (First Team)
 Ty Madden (First Team)
 Caston Peter (First Team)
 Austin Todd (First Team)
 Zach Zubia (First Team)
 Donny Diaz (Second Team)
 Duke Ellis (Second Team)
 Eric Kennedy (Second Team)
 Owen Meaney (Second Team)
 DJ Petrinsky (Second Team)
 Cole Quintanilla (Second Team)
 Tristan Stevens (Second Team)




CONFERENCE YEARLY AWARDS

SOUTHWEST CONFERENCE PLAYER OF THE YEAR

1986.....Greg Swindell, P
 1987.....Brian Cisarik, 1B
 1988.....Kirk Dressendorfer, P
 1989.....Kirk Dressendorfer, P
 1990.....Kirk Dressendorfer, P
 1991.....Brooks Kieschnick, P/DH
 1992.....Brooks Kieschnick, P/DH
 1993.....Brooks Kieschnick, P/DH
 1996.....Danny Peoples, 1B

BIG 12 CONFERENCE YEARLY HONORS

2000.....Charlie Thames, PNewcomer Pitcher of the Year	2007.....Adrian Alaniz, PPitcher of the Year
2001.....Omar Quintanilla, SSFreshman Player of the YearKyle Russell, OFPlayer of the Year
.....Gerrit Simpson, PNewcomer Pitcher of the YearAugie GarridoCo-Coach of the Year
.....Justin Simmons, PFreshman Co-Pitcher of the Year	2008.....Chance Ruffin, PFreshman of the Year
2002.....Justin Simmons, PPitcher of the Year	2010.....Cole Green, PPitcher of the Year
.....J.D. Reininger, DHFreshman Player of the YearAugie GarridoCoach of the Year
.....Huston Street, PFreshman Pitcher of the Year	2011.....Taylor Jungmann, PMale Athlete of the Year
.....Augie GarridoCoach of the YearErich Weiss, 3BFreshman of the Year
2003.....Taylor Teagarden, CFreshman Player of the YearAugie GarridoCo-Coach of the Year
2004.....J.P. Howell, PPitcher of the Year	2012.....Parker French, PFreshman of the Year
.....Drew Stubbs, OFFreshman Player of the Year	2018.....Kody Clemens, 2BPlayer of the Year
2006.....Kyle McCulloch, PPitcher of the YearDavid PierceCoach of the Year
.....Drew Stubbs, OFCo-Player of the Year	
.....Augie GarridoCoach of the Year	



BROOKS KIESCHNICK
THREE-TIME SWC PLAYER OF THE YEAR



CONFERENCE HONORS

ALL-SOUTHWEST CONFERENCE

1922..... George Johnson, OF (First Team) Rabbit McDowell, 2B (First Team) Jack Lindsey, SS (First Team)
..... Rube Leissner, OF (First Team) Van Viebig, 3B (First Team) Tom Milik, C (First Team)
..... Jim Nowlin, 2B (First Team)	1935..... Norman Branch, P (First Team) Zeke Wilemon, OF (First Team)
..... Heinie Odom, SS (First Team) Joe Fitzsimmons, C (First Team) Don Wooten, OF (First Team)
..... Manny Ponsford, P (First Team) Aubrey Graham, 3B (First Team)	1946..... Bob Ferguson, OF (First Team)
1923..... Ed Carson, 1B (First Team) Bohn Hilliard, OF (First Team) Ransom Jackson, 3B (First Team)
..... Rube Leissner, OF (First Team) Lloyd Rigby, SS (First Team) Bobby Layne, P (First Team)
..... Heinie Odom, SS (First Team)	1936..... Norman Branch, P (First Team) Jack O'Reagan, C (First Team)
1924..... Ed Carson, 1B (First Team) Aubrey Graham, 2B (First Team) Ruben Ortega, UT (First Team)
..... Otto Clements, P (First Team) Richard Midkiff, P (First Team) Hobbs Williams, OF (First Team)
..... Oscar Eckhardt, P (First Team) John Munro, 1B (First Team) Chick Zomlefer, SS (First Team)
..... H.W. Kibbie, 2B (First Team) Primo Preibisch, OF (First Team)	1947..... Ransom Jackson, 3B (First Team)
..... A.L. Leissner, C (First Team) Morris Sands, OF (First Team) Bobby Layne, P (First Team)
..... Heinie Odom, SS (First Team)	1937..... Tex Hughson, P (First Team) Dan Watson, C (First Team)
..... M.E. Ponsford, P (First Team) John Munro, 1B (First Team) Hobbs Williams, OF (First Team)
..... Clyde Pratt, OF (First Team) Lloyd Rigby, 3B (First Team) Chick Zomlefer, SS (First Team)
1925..... Otto Clements, P (First Team)	1938..... Jack Conway, SS (First Team)	1948..... Charlie Gorin, P (First Team)
..... H.W. Kibbie, 2B (First Team) John Garnett, P (First Team) Tom Hamilton, 1B (First Team)
..... Dewey Smalley, 3B (First Team) Johnny Hill, 1B (First Team) Al Joe Hunt, 3B (First Team)
..... Fred Thompson, OF (First Team) Joyce Rawe, C (First Team) Bobby Layne, P (First Team)
..... Howard Williamson, OF (First Team) Leroy Westerman, OF (First Team) Dan Watson, C (First Team)
1926..... Potsy Allen, C (First Team)	1939..... Jack Conway, SS (First Team) Chick Zomlefer, SS (First Team)
..... Neal Baker, P (First Team) Melvin Deutsch, P (First Team)	1949..... Tom Hamilton, 1B (First Team)
..... Ed Olle, 3B (First Team) Bob Evans, 2B (First Team) Ed Kneuper, OF (First Team)
..... Fred Thompson, OF (First Team) Charles Haas, OF (First Team) Murray Wall, P (First Team)
..... Howard Williamson, OF (First Team) Johnny Hill, 1B (First Team) Dan Watson, C (First Team)
1927..... Potsy Allen, C (First Team) Bobby Moers, 3B (First Team) Jim Shamblin, UT (First Team)
..... Neal Baker, P (First Team) Clarence Pfeil, OF (First Team)	1950..... Charlie Gorin, P (First Team)
..... Heine Baumgarten, OF (First Team)	1940..... Melvin Deutsch, P (First Team) Kal Segrist, 2B (First Team)
..... R.P. Harris, SS (First Team) Fred Everett, C (First Team) Ben Tomkins, 3B (First Team)
..... Meredith Hopkins, 2B (First Team) Charles Haas, OF (First Team) Murray Wall, P (First Team)
..... Ed Olle, 3B (First Team) Johnny Hill, 1B (First Team) Frank Womack, OF (First Team)
1928..... Potsy Allen, C (First Team) Bobby Moers, 3B (First Team)	1951..... Chile Bigham, 1B (First Team)
..... Meredith Hopkins, 2B (First Team) Clarence Pfeil, OF (First Team) Eddie Burrows, 2B (First Team)
..... Johnny Railton, P (First Team) Jack Stone, 2B (First Team) Jim Ehrler, P (First Team)
..... Arvie Walker, 1B (First Team)	1941..... Alton Bostick, C (First Team) Frank Womack, OF (First Team)
1929..... Pinky Higgins, OF (First Team) Melvin Deutsch, P (First Team)	1952..... Jimmy Don Pace, 3B (First Team)
..... Meredith Hopkins, 2B (First Team) Grady Hatton, 3B (First Team) Luther Scarbrough, P (First Team)
..... Tom Hughes, OF (First Team) Pete Layden, OF (First Team) Joe Tanner, SS (First Team)
..... Johnny Railton, P (First Team) Udell Moore, P (First Team)	1953..... Randy Biesenbach, C (First Team)
..... Arvie Walker, 1B (First Team) Robert Smith, UT (First Team) Travis Eckert, OF (First Team)
1930..... Raymond Ater, SS (First Team) Jack Stone, 2B (First Team) Boyd Linker, P (First Team)
..... Pinky Higgins, 2B (First Team)	1942..... Bill Dumke, P (First Team) Paul Mohr, 1B (First Team)
..... Johnny Railton, P (First Team) Grady Hatton, SS (First Team) Tommy Snow, OF (First Team)
..... Minton White, OF (First Team) Jack O'Reagan, C (First Team) Ronald Spradlin, C (First Team)
1931..... Raymond Ater, SS (First Team) Jack Stone, 2B (First Team)	1954..... Travis Eckert, OF (First Team)
..... M.J. de la Fuente, P (First Team)	1943..... Bob Campbell, OF (First Team) Boyd Linker, P (First Team)
..... Ernie Koy, OF (First Team) Jim Collins, P (First Team) Paul Mohr, 1B (First Team)
..... Minton White, 2B (First Team) Clint Grell, OF (First Team) Tommy Snow, OF (First Team)
1932..... Raymond Ater, SS (First Team) Grady Hatton, 3B (First Team) Bob Towery, 2B (First Team)
..... Ernie Koy, OF (First Team) Tex Travis, C (First Team)	1955..... Stuart Benson, C (First Team)
..... Vernon Taylor, P (First Team)	1944..... Jack Avinger, C (First Team) Tommy Jungman, P (First Team)
1933..... Pat Ankenman, SS (First Team) Bob Campbell, OF (First Team)	1956..... Jerry Good, 3B (First Team)
..... Ernie Koy, OF (First Team) Maurice Connor, SS (First Team)	1957..... Jerry Good, 1B (First Team)
..... Rabbit McDowell, 2B (First Team) Billy Cox, 1B (First Team) Johnny Lowry, SS (First Team)
..... Vernon Taylor, P (First Team) Bobby Layne, P (First Team) Bill Moore, OF (First Team)
..... Van Viebig, 3B (First Team) Zeke Wilemon, OF (First Team) George Myers, OF (First Team)
1934..... Pat Ankenman, SS (First Team)	1945..... Leroy Anderson, UT (First Team) Howard Reed, P (First Team)
..... Bohn Hilliard, OF (First Team) Bob Horneyer, 3B (First Team) Harry Taylor, P (First Team)



CONFERENCE HONORS

ALL-SOUTHWEST CONFERENCE

..... Woody Woodman, IF (First Team) John Langerhans, 1B (First Team) Dennis Cook, OF (First Team)
1958..... Max Alvis, 3B (First Team) Mike Markl, 1B (First Team) David Denny, OF (First Team)
..... Wayne McDonald, OF (First Team) Walt Rothe, OF (First Team) Greg Swindell, P (First Team)
..... Roy Menge, OF (First Team)	1972..... Bill Berryhill, C (First Team)	1986..... Scott Coolbaugh, OF (First Team)
..... George Myers, P (First Team) David Chalk, 3B (First Team) Todd Haney, 2B (First Team)
..... Woody Woodman, 2B (First Team) Mike Markl, 2B (First Team) Coby Kerlin, SS (First Team)
1959..... Pete Embry, C (First Team) Ken Pape, OF (First Team) Greg Swindell, P (First Team)
..... Wayne McDonald, OF (First Team) Terry Pyka, OF (First Team)	1987..... Brian Cisarik, 1B (First Team)
..... George Myers, OF (First Team) Ron Roznovsky, P (First Team) Todd Haney, 2B (First Team)
..... Elmer Rod, P (First Team)	1973..... Bobby Clark, UT (First Team) Coby Kerlin, IF (First Team)
1960..... Jay Arnette, OF (First Team) Keith Moreland, 3B (First Team) Curt Krippner, P (First Team)
..... Tom Belcher, P (First Team) Ron Roznovsky, P (First Team)	1988..... Scott Bryant, OF (First Team)
..... Bob Callaway, P (First Team) Richard Wortham, P (First Team) Brian Cisarik, 1B (First Team)
..... Wayne McDonald, OF (First Team)	1974..... Rick Bradley, C (First Team) Rusty Crockett, OF (First Team)
..... Roy Menge, OF (First Team) Jim Gideon, P (First Team) Kirk Dressendorfer, P (First Team)
..... Bart Shirley, SS (First Team) Keith Moreland, UT (First Team) Brian Johnson, C (First Team)
1961..... Tom Belcher, P (First Team) Terry Pyka, OF (First Team) Mike Patrick, DH (First Team)
..... Bob Callaway, P (First Team) Blair Stouffer, SS (First Team) Eric Stone, P (First Team)
..... Chuck Knutson, OF (First Team)	1975..... Rick Bradley, C (First Team)	1989..... Scott Bryant, DH (First Team)
..... Pat Rigby, 3B (First Team) Martin Flores, P (First Team) Kirk Dressendorfer, P (First Team)
1962..... Pat Rigby, 2B (First Team) Jim Gideon, P (First Team)	1990..... David Tollison, 2B (First Team)
..... Tom Belcher, P (First Team) Keith Moreland, 3B (First Team) Kirk Dressendorfer, P (First Team)
..... Ed Kasper, 3B (First Team) Garry Pyka, 2B (First Team) Scott Pugh, 1B (First Team)
..... Chuck Knutson, OF (First Team) Mickey Reichenbach, 1B (First Team)	1991..... Clay King, 3B (First Team)
..... Gary London, C (First Team)	1976..... Charles Proske, OF (First Team) Shane Halter, SS (First Team)
1963..... Bill Bethea, SS (First Team) Garry Pyka, IF (First Team) Brooks Kieschnick, P/DH (First Team)
..... Chuck Knutson, OF (First Team) Mickey Reichenbach, 1B (First Team)	1992..... Chris Abbe, C (First Team)
..... Gary London, C (First Team) Richard Wortham, P (First Team) Charles Abernathy, OF (First Team)
..... Bob Myer, P (First Team)	1977..... Wendell Hibbett, OF (First Team) Robert DeLeon, 2B (First Team)
..... Butch Thompson, 1B (First Team) Don Kainer, P (First Team) Tim Harkrider, SS (First Team)
1964..... Bob Myer, P (First Team)	1978..... Keith Creel, P (First Team) Brooks Kieschnick, P/DH (First Team)
..... Ward Summers, OF (First Team)	1979..... Joe Bruno, OF (First Team) Clay King, 3B (First Team)
1965..... Forrest Boyd, SS (First Team) Ron Gardenhire, SS (First Team) Calvin Murray, OF (First Team)
..... John Collier, P (First Team) Jerry Don Gleaton, P (First Team)	1993..... Brooks Kieschnick, P/DH (First Team)
..... Joe Hague, OF (First Team) Terry Salazar, 1B (First Team) Braxton Hickman, 1B (First Team)
..... Gary Moore, OF (First Team) Rick Wright, P (First Team)	1994..... Tony Vasut, 2B (First Team)
..... James Schlechuk, C (First Team)	1980..... Chris Campbell, 1B (First Team) Ryan Kjos, P (First Team)
1966..... Gary Moore, P/OF (First Team) Keith Creel, P (First Team) J.D. Smart, P (First Team)
1967..... Pat Brown, OF (First Team) Dean David, 2B (First Team) Stephen Larkin, OF/1B (First Team)
..... Don Johnson, 2B (First Team) Ricky Nixon, DH (First Team) Jeff Conway, OF (First Team)
..... Tommy Moore, P (First Team) Mike Zatopek, OF (First Team) Shea Morenz, OF (First Team)
..... Bob Snoddy, 1B (First Team)	1981..... Tony Arnold, P (First Team) Jay Vaught, P (First Team)
1968..... Pat Brown, OF (First Team) Robert Culley, 3B (First Team) Clint Koppe, P (First Team)
..... James Street, P (First Team) Burk Goldthorn, C (First Team) Wylie Campbell, SS (First Team)
1969..... Lou Bagwell, IF (First Team) Spike Owen, SS (First Team)	1995..... Kip Harkrider, SS (First Team)
..... Pat Brown, OF (First Team)	1982..... Mike Brumley, OF (First Team) MacGregor Byers, IF (First Team)
..... David Chalk, OF (First Team) Mike Capel, P (First Team) Shea Morenz, OF (First Team)
..... David Hall, 3B (First Team) Kirk Killingsworth, P (First Team) Jake O'Dell, P (First Team)
..... Burt Hooton, P (First Team) Spike Owen, SS (First Team) J.D. Smart, P (First Team)
..... James Street, P (First Team)	1983..... Mike Brumley, SS (First Team)	1996..... MacGregor Byers, OF (First Team)
1970..... Lou Bagwell, SS (First Team) Kirk Killingsworth, P (First Team) Eric French, P (First Team)
..... David Chalk, 3B (First Team) Calvin Schiraldi, P (First Team) Kip Harkrider, SS (First Team)
..... David Hall, OF (First Team) Jose Tolentino, 1B (First Team) JoJo Hinojosa, P (First Team)
..... Burt Hooton, P (First Team)	1984..... Bill Bates, 2B (First Team) Scott Leon, P (First Team)
..... John Langerhans, 1B (First Team) Eric Boudreaux, P (First Team) Jake O'Dell, P (First Team)
..... Jack Miller, OF (First Team) Dennis Cook, OF (First Team) Danny Peoples, 1B (First Team)
..... James Street, P (First Team) David Denny, 3B (First Team) Trey Salinas, 3B (First Team)
1971..... David Chalk, 3B (First Team) Greg Swindell, P (First Team)	
..... Burt Hooton, P (First Team)	1985..... Bill Bates, 2B (First Team)	



CONFERENCE HONORS

ALL-BIG 12 CONFERENCE

1997..... Mark Cridland, OF (Second Team) Kyle McCulloch, SP (Hon. Mention) Chance Ruffin, SP (Second Team)
..... Kip Harkrider, UT (Second Team) Ryan Russ, OF (Hon. Mention) Brandon Belt, 1B (Hon. Mention)
..... Brett Loeffler, OF (Second Team) Justin Simmons, SP (Hon. Mention) Preston Clark, UT (Hon. Mention)
1998..... Mark Cridland, OF (Second Team) Taylor Teagarden, C (Hon. Mention) Cole Green, RP (Hon. Mention)
..... Scott Dunn, SP (Hon. Mention)	2005..... J. Brent Cox, RP (First Team) David Hernandez, SS (Hon. Mention)
1999..... Jason Moore, SS (First Team) Seth Johnston, IF (First Team) Russell Moldenhauer, OF (Hon. Mention)
..... Tommy Nicholson, 2B (Hon. Mention) Kyle McCulloch, SP (First Team) Cameron Rupp, C (Hon. Mention)
..... Sam Anderson, C (Hon. Mention) Drew Stubbs, OF (First Team) Kyle Russell, OF (Hon. Mention)
..... Scott Dunn, SP (Hon. Mention) Taylor Teagarden, C (First Team) Michael Torres, DH (Hon. Mention)
..... Phil Seibel, RP (Hon. Mention) Clay Van Hook, UT (Second Team)	2009..... Chance Ruffin, SP (First Team)
2000..... Ben Edmond, OF (First Team) Adrian Alaniz, SP (Hon. Mention) Austin Wood, RP (First Team)
..... Beau Hale, SP (First Team) Randy Boone, SP (Hon. Mention) Connor Rowe, OF (Second Team)
..... Tommy Nicholson, 2B (First Team) Buck Cody, RP (Hon. Mention) Brandon Belt, 1B (Hon. Mention)
..... Charlie Thames, RP (First Team) Will Crouch, DH (Hon. Mention) Kevin Keyes, OF (Hon. Mention)
..... Todd West, SS (First Team) Robby Hudson, 2B (Hon. Mention) Brandon Loy, IF (Hon. Mention)
..... D.J. Jones, SP (Second Team) Carson Kainer, OF (Hon. Mention) Cameron Rupp, C (Hon. Mention)
..... Jeff Ontiveros, 1B (Hon. Mention) David Maroul, 3B (Hon. Mention) Michael Torres, IF (Hon. Mention)
2001..... Omar Quintanilla, SS (First Team) Nick Peoples, OF (Hon. Mention)	2010..... Cole Green, SP (First Team)
..... Gerrit Simpson, SP (First Team) Clayton Stewart, RP (Hon. Mention) Russell Moldenhauer, DH (First Team)
..... Ryan Hubele, UT (Second Team) Chance Wheelless, 1B (Hon. Mention) Chance Ruffin, RP (First Team)
..... Matt Rosenberg, OF (Second Team)	2006..... Hunter Harris, DH (First Team) Cameron Rupp, C (First Team)
..... Justin Simmons, SP (Second Team) Kyle McCulloch, SP (First Team) Brandon Workman, SP (First Team)
..... Sam Anderson, C (Hon. Mention) Drew Stubbs, OF (First Team) Taylor Jungmann, SP (Second Team)
..... Ryan Brooks, 3B (Hon. Mention) Chance Wheelless, 1B (First Team) Kevin Keyes, OF (Second Team)
2002..... Tim Moss, 2B (First Team) Carson Kainer, OF (Second Team) Brandon Loy, SS (Second Team)
..... Justin Simmons, SP (First Team) Austin Wood, RP (Second Team) Tant Shepherd, 1B (Second Team)
..... Huston Street, RP (First Team)	2007..... Adrian Alaniz, SP (First Team) Connor Rowe, OF (Hon. Mention)
..... Brad Halsey, SP (Second Team) Preston Clark, C (First Team) Cohl Walla, OF (Hon. Mention)
..... Michael Hollimon, SS (Second Team) Kyle Russell, OF (First Team)	2011..... Taylor Jungmann, SP (First Team)
..... Jeff Ontiveros, 1B (Second Team) Bradley Suttle, 3B (First Team) Corey Knebel, RP (First Team)
..... Omar Quintanilla, 3B (Second Team) Chance Wheelless, 1B (First Team) Brandon Loy, SS (First Team)
..... Eugene Espinelli, RP (Hon. Mention) Randy Boone, RP (Second Team) Erich Weiss, 3B (First Team)
..... Ryan Hubele, C (Hon. Mention) James Russell, SP (Second Team) Tant Shepherd, 1B (Second Team)
..... Dustin Majewski, OF (Hon. Mention) Jordan Danks, OF (Hon. Mention) Cole Green, SP (Hon. Mention)
..... J.D. Reininger, DH (Hon. Mention) Russell Moldenhauer, DH (Hon. Mention) Paul Montalbano, OF (Hon. Mention)
2003..... J.P. Howell, SP (First Team) Travis Tucker, 2B (Hon. Mention)	
..... Dustin Majewski, OF (First Team)	2008..... Jordan Danks, OF (Second Team)	
..... Omar Quintanilla, SS (First Team)		
..... Huston Street, RP (First Team)		
..... Eric Sultemeier, OF (Second Team)		
..... J. Brent Cox, SP (Hon. Mention)		
..... Joe Ferin, OF (Hon. Mention)		
..... Brantley Jordan, RP (Hon. Mention)		
..... Tim Moss, 2B (Hon. Mention)		
..... Danny Muegge, SP (Hon. Mention)		
..... Justin Simmons, SP (Hon. Mention)		
..... Taylor Teagarden, C (Hon. Mention)		
2004..... J. Brent Cox, RP (First Team)		
..... J.P. Howell, SP (First Team)		
..... Carson Kainer, OF (First Team)		
..... Huston Street, RP (First Team)		
..... Drew Stubbs, OF (First Team)		
..... Curtis Thigpen, C/1B (First Team)		
..... Robby Hudson, SS (Second Team)		
..... Buck Cody, RP (Hon. Mention)		
..... Hunter Harris, OF (Hon. Mention)		
..... Seth Johnston, 2B (Hon. Mention)		
..... Sam LeCure, SP (Hon. Mention)		

COREY KNEBEL
2011 & 2012 FIRST TEAM ALL-BIG 12



CONFERENCE HONORS

ALL-BIG 12 CONFERENCE

2012.....Corey Knebel, RP (First Team)
Erich Weiss, IF (First Team)
Jacob Felts, C (Second Team)
Hoby Milner, RP (Second Team)
Mark Payton, OF (Second Team)
Jordan Etier, IF (Hon. Mention)
Parker French, SP (Hon. Mention)
Jonathan Walsh, OF (Hon. Mention)
 2013.....Mark Payton, OF (First Team)
Dillon Peters, SP (Second Team)
Ty Marlow, RP/1B (Hon. Mention)
 2014.....Mark Payton, OF (First Team)
Chad Hollingsworth, P (Second Team)
Ben Johnson, OF (Second Team)
Brooks Marlow, 2B (Second Team)
Nathan Thornhill, P (Second Team)
 2015.....Ben Johnson, OF (First Team)
Tres Barrera, C (Second Team)
Parker French, SP (Second Team)
 2016.....Ty Culbreth, SP (Second Team)
Tres Barrera, C (Hon. Mention)
Kacy Clemens, 1B (Hon. Mention)
Zane Gurwitz, OF (Hon. Mention)
Travis Jones, OF (Hon. Mention)
Patrick Mathis, OF (Hon. Mention)

2017.....Morgan Cooper, SP (First Team)
Nolan Kingham, SP (First Team)
Kacy Clemens, 1B (Second Team)
Bret Boswell, 2B (Hon. Mention)
Kyle Johnston, SP (Hon. Mention)
Travis Jones, OF (Hon. Mention)
Ryan Reynolds, 3B (Hon. Mention)
Beau Ridgeway, RP (Hon. Mention)
Austin Todd, OF (Hon. Mention)
 2018.....Kody Clemens, 2B (First Team)
Duke Ellis, OF (First Team)
Zach Zubia, DH (First Team)
David Hamilton, SS (Second Team)
Blair Henley, SP (Second Team)
Andy McGuire, RP (Second Team)
Parker Joe Robinson, RP (Hon. Mention)
 2019.....Bryce Elder, SP (Second Team)
Lance Ford, 2B (Hon. Mention)
Blair Henley, SP (Hon. Mention)
Eric Kennedy, OF (Hon. Mention)
Ryan Reynolds, 3B (Hon. Mention)
Zach Zubia, DH (Hon. Mention)

ALL-BIG 12 FRESHMAN TEAM

2014.....Tres Barrera, C
Kacy Clemens, P/INF
Morgan Cooper, P
Blake Goins, P
Zane Gurwitz, INF
Jon Malmin, P
Andy McGuire, P/INF
Josh Sawyer, P
 2015.....Kyle Johnston, P
Travis Jones, INF
Connor Mayes, P
Michael McCann, C
Jake McKenzie, P/INF
 2017.....David Hamilton, SS
Austin Todd, OF
 2018.....Kamron Fields, P
Zach Zubia, DH
 2019.....Eric Kennedy, 2B



MORGAN COOPER
 2017 FIRST TEAM ALL-BIG 12



POSTSEASON TOURNAMENT HONORS

1953

College World Series
J.L. Smith, P &

1975

College World Series
Mickey Reichenbach, 1B &

1979

SWC Tournament
Keith Creel, P &
NCAA Central Regional
Jerry Don Gleaton, P &

1979

SWC Tournament
Robert Culley, 2B
Spike Owen, SS
Quin Lloyd, OF
Keith Creel, P
NCAA Central Regional
Spike Owen, SS
Mike Zatopek, OF
Keith Creel, P

1979

SWC Tournament
Burk Goldthorn, C &
Tony Arnold, P
Spike Owen, SS
Mike Livermore, 3B
Kirk Killingsworth, OF
Tracy Dophied, OF
NCAA Central Regional
Burk Goldthorn, C
Mark Reynolds, OF
Mike Zatopek, OF
Spike Owen, SS &
Larry Long, OF
Tony Arnold, P &
Mike Zatopek, OF
Keith Creel, P

1982

SWC Tournament
Jeff Hearron, C
Randy Day, 1B
Spike Owen, SS
Randy Richards, OF
Mike Brumley, 3B
Roger Clemens, P
Kirk Killingsworth, OF
NCAA Central Regional
Jeff Hearron, C
Randy Day, 1B
Milo Choate, 3B &
Spike Owen, SS
Mark Reynolds, OF
Roger Clemens, P

1983

SWC Tournament
Calvin Schiraldi, P
Jeff Hearron, C
Bryan Burrows, 2B
Jose Tolentino, 1B &
NCAA Central Regional
Jeff Hearron, C
Jose Tolentino, 1B
Bill Bates, 2B
Mike Brumley, SS
Johnny Sutton, OF
Steve Labay, P
Doug Hodo, OF
Roger Clemens, P
Kirk Killingsworth, P
College World Series
Jeff Hearron, C
Bill Bates, 2B
Mike Brumley, SS
Calvin Schiraldi, P &

1984

NCAA Central Regional
Dennis Cook, P &
Bill Bates, 2B
Jamie Doughty, 3B
David Denny, OF
Steve Labay, OF
Greg Swindell, P

1979

SWC Tournament
David Wzresinski, OF
Bill Bates, 2B
Greg Swindell, P
NCAA Central Regional
Bill Bates, 2B
Dennis Cook, P
Greg Swindell, P

1986

NCAA Central Regional
Scott Coolbaugh, 3B

1987

SWC Tournament
Lenny Bell, 1B
Todd Haney, 2B
Scott Coolbaugh, 3B
Coby Kerlin, SS
Brian Cisarik, OF
Curt Krippner, P
Mark Petkovsek, P
NCAA Central Regional
Brian Cisarik, 1B &
Todd Haney, 2B
Scott Coolbaugh, 3B
Mike Patrick, DH

1988

SWC Tournament
Brian Johnson, C
Brian Cisarik, OF &
Joel Chimelis, SS
Mike Patrick, C
Kirk Dressendorfer, P
Preston Watson, P
NCAA Central Regional
Craig Newkirk, 3B &
Joel Chimelis, SS
Rusty Crockett, OF

1989

SWC Tournament
Clay King, 3B
David Tollison, 1B
Arthur Butcher, OF
Scott Bryant, OF
Kirk Dressendorfer, P
NCAA Midwest Regional
Jon Prather, C
Arthur Butcher, OF
Kirk Dressendorfer, P &
Brian Dare, P
College World Series
David Lowery, 2B
Craig Newkirk, 3B
Arthur Butcher, OF
Scott Bryant, OF

1990

SWC Tournament
David Tollison, 2B
Lance Jones, OF
Chris Gaskill, P
Kirk Dressendorfer, P
NCAA Central Regional
Lance Jones, P &
Mark Smith, OF

1991

SWC Tournament
Roger Luce, C
Clay King, 3B
Scott Pugh, UT
Charles Abernathy, OF &
Tim Belk, OF
Brooks Kieschnick, P
NCAA Central Regional
Scott Pugh, 1B
Brooks Kieschnick, P &

1992

NCAA Central Regional
Tim Harkrider, SS
Clay King, 3B
Calvin Murray, OF &
Brooks Kieschnick, P
Jay Vaught, P
College World Series
Brooks Kieschnick, P

1993

SWC Tournament
Braxton Hickman, 1B
Tim Harkrider, SS
Mark Prather, OF
Brooks Kieschnick, DH &
Brooks Kieschnick, P &
NCAA Central Regional
Tim Harkrider, SS
Mark Prather, OF
Jerry Taylor, OF
Brooks Kieschnick, DH &
Brooks Kieschnick, P &

1994

SWC Tournament
Stephen Larkin, 1B
Shea Morenz, OF
Jay Vaught, P
Ryan Kjos, P &
NCAA Central Regional
Steve Heinrich, 2B
Jose Flores, 3B
Jerry Taylor, OF

1995

SWC Tournament
Roman Escamilla, C
Jake O'Dell, P
NCAA Midwest II Regional
Shea Morenz, OF
Brett Loeffler, OF

1996

SWC Tournament
Jake O'Dell, P
Clint Kiemsteadt, OF

1999

NCAA Houston Regional
Jeff Ontiveros, 1B
Mike Pumo, OF

2000

Big 12 Tournament
Beau Hale, P
Ryan Hubele, C
NCAA Tempe Regional
Beau Hale, P
Ryan Hubele, C &
Tommy Nicholson, 2B
Matt Rosenberg, OF
Phil Seibel, P
Todd West, SS

2001

NCAA Palo Alto Regional
Sam Anderson, C
Jeff Ontiveros, 1B
Tim Moss, 2B
Ben King, OF &
Matt Rosenberg, OF
Gerrit Simpson, P



POSTSEASON TOURNAMENT HONORS

2002

Big 12 Tournament
 Jeff Ontiveros, 1B
 Dustin Majewski, OF &
 J.D. Reininger, DH
 Ray Clark, P
 Huston Street, P
NCAA Austin Regional
 Tim Moss, 2B
 Omar Quintanilla, 3B
 Dustin Majewski, OF &
 Kalani Napoleon, OF
 J.D. Reininger, DH
 Brad Halsey, P
 Alan Bomer, P
College World Series
 Tim Moss, 2B
 Omar Quintanilla, 3B
 Dustin Majewski, OF
 Justin Simmons, P
 Huston Street, P &

2003

Big 12 Tournament
 Joe Ferin, OF
 Seth Johnston, DH
 Dustin Majewski, OF &
 Tim Moss, 2B
 Omar Quintanilla, SS
 Huston Street, P
NCAA Austin Regional
 Joe Ferin, OF
 Dustin Majewski, OF &
 Omar Quintanilla, SS
 Justin Simmons, P
College World Series
 Curtis Thigpen, 1B

2004

Big 12 Tournament
 Curtis Thigpen, 1B
NCAA Austin Regional
 Seth Johnston, 2B
 Sam LeCure, P
 Dooley Prince, OF
 Drew Stubbs, OF
 Taylor Teagarden, C &
 Curtis Thigpen, 1B
College World Series
 Seth Johnston, 2B

2005

Big 12 Tournament
 Randy Boone, P
 Seth Johnston, SS
 Nick Peoples, OF
NCAA Austin Regional
 Adrian Alaniz, P
 Will Crouch, DH
 Robby Hudson, 2B
 Nick Peoples, OF
 Drew Stubbs, OF
 Taylor Teagarden, C &
College World Series
 J. Brent Cox, P
 Will Crouch, DH
 Seth Johnston, SS
 David Maroul, 3B &
 Kyle McCulloch, P
 Taylor Teagarden, C

2006

Big 12 Tournament
 Hunter Harris, DH
 Kenn Kasperek, P
 Drew Stubbs, OF
NCAA Austin Regional
 Carson Kainer, OF

2007

Big 12 Tournament
 Chance Wheelless, 1B
 Jordan Danks, OF
NCAA Austin Regional
 Chais Fuller, SS
 Bradley Suttle, 3B
 Nick Peoples, OF
 Russell Moldenhauer, DH

2008

Big 12 Tournament
 Brandon Belt, 1B &
 Jordan Danks, OF
 Russell Moldenhauer, OF
NCAA Houston Regional
 Preston Clark, 3B
 Chance Ruffin, P
 Kyle Russell, OF &
 Michael Torres, DH

2009

Big 12 Tournament
 Brandon Belt, 1B
 Brandon Loy, SS &
 Chance Ruffin, P
NCAA Austin Regional
 Preston Clark, 1B
 Kevin Keyes, OF
 Cameron Rupp, C
 Travis Tucker, 2B
 Austin Wood, P &
College World Series
 Taylor Jungmann, P
 Russell Moldenhauer, OF
 Cameron Rupp, C

2010

Big 12 Tournament
 Connor Rowe, OF
NCAA Austin Regional
 Taylor Jungmann, P
 Kevin Keyes, OF
 Brandon Loy, SS
 Russell Moldenhauer, DH
 Cameron Rupp, C

2011

Big 12 Tournament
 Taylor Jungmann, P
 Brandon Loy, SS
NCAA Austin Regional
 Cole Green, P
 Brandon Loy, SS
 Kevin Lusson, 3B
 Paul Montalbano, OF
 Mark Payton, OF
 Tant Shepherd, 1B

2014

Big 12 Tournament
 Mark Payton, OF
NCAA Austin Regional
 Tres Barrera, C
 Madison Carter, DH
 Chad Hollingsworth, P
 Brooks Marlow, 2B
 Mark Payton, OF
 Collin Shaw, OF
College World Series
 C.J. Hinojosa, SS

2015

Big 12 Tournament
 Bret Boswell, 3B
 Tres Barrera, C
 Joe Baker, DH
 Zane Gurwitz, OF
 Connor Mayes, P
 Parker French, P

2016

Big 12 Tournament
 Bret Boswell, SS
 Kacy Clemens, 1B

2017

Big 12 Tournament
 Kacy Clemens, 1B
 David Hamilton, SS

2018

NCAA Austin Regional
 Kody Clemens, 2B (MVP)
 DJ Petrinsky, C
 David Hamilton, SS
 Duke Ellis, OF
 Nolan Kingham, P



TEAM AWARDS

Following the 2017 season, their first full season on the Forty Acres, Texas Baseball head coach David Pierce and his staff announced the establishment of six postseason team awards, each named after former Longhorns: the James and Huston Street Longhorn Award, the Brooks Kieschnick Team MVP, the Keith Moreland Offensive Player of the Year, the Greg Swindell Pitcher of the Year, the Spike Owen Defensive Player of the Year, and the Sean Braswell Academic MVP.

JAMES & HUSTON STREET LONGHORN AWARD	
2017.....	Travis Jones (Jr., UTIL)
2018.....	Andy McGuire (Sr., RHP/OF)
2019.....	Bryce Elder (So., RHP)

BROOKS KIESCHNICK TEAM MVP	
2017.....	Kacy Clemens (Sr., 1B)
2018.....	Kody Clemens (Jr., 2B)
2019.....	Bryce Elder (So., RHP)

KEITH MORELAND OFFENSIVE PLAYER OF THE YEAR	
2017.....	Kacy Clemens (Sr., 1B)
2018.....	Kody Clemens (Jr., 2B)
2019.....	Eric Kennedy (Fr., OF)

GREG SWINDELL PITCHER OF THE YEAR	
2017.....	Morgan Cooper (R-Jr., RHP)
2018.....	Parker Joe Robinson (R-Jr., RHP)
2019.....	Bryce Elder (So., RHP)

SPIKE OWEN DEFENSIVE PLAYER OF THE YEAR	
2017.....	David Hamilton (Fr., SS)
2018.....	Jake McKenzie (Sr., RHP/UTIL)
2019.....	Duke Ellis (Jr., OF)

SEAN BRASWELL ACADEMIC MVP	
2017.....	Jake McKenzie (Jr., RHP/UTIL)
2018.....	Jake McKenzie (Sr., RHP/UTIL)
2019.....	Sam Bertelson (So., INF)

The following honors were awarded prior to the 2013 season.

TEAMMATE OF THE YEAR	
1999.....	Sam Anderson, C
2000.....	Ryan Brooks, 3B
2001.....	Sam Anderson, C
2002.....	Chris Carmichael, OF
2003.....	Kevin Frizzell, P
2004.....	Pack Landfair, C
2005.....	Pack Landfair, C
2006.....	Hunter Harris, OF
2007.....	Drew Bishop, P
.....	Travis Tucker, 2B
2008.....	Drew Bishop, P
2009.....	Keith Shinaberry, P
2010.....	Riley Boening, P
2011.....	Kendal Carrillo, P
2012.....	Patrick Marsh, C

MOST IMPROVED PLAYER	
1999.....	Beau Hale, P
2000.....	Kevin Frizzell, P
2001.....	Tim Moss, 2B
2002.....	Tim Moss, 2B
2003.....	Joe Ferin, OF
2004.....	Seth Johnston, 2B
2005.....	Chance Wheeless, 1B
2006.....	Preston Clark, C
2007.....	Chance Wheeless, 1B
2008.....	Cameron Rupp, C
2009.....	Connor Rowe, OF
2010.....	Tant Shepherd, 1B
2011.....	Sam Stafford, P
2012.....	Jacob Felts, C

MOST VALUABLE PITCHER	
1999.....	D.J. Jones
2000.....	D.J. Jones
2001.....	Gerrit Simpson
2002.....	Justin Simmons
2003.....	J.P. Howell
2004.....	J.P. Howell
2005.....	J. Brent Cox
2006.....	Kyle McCulloch
2007.....	Adrian Alaniz
.....	Joseph Krebs
2008.....	Chance Ruffin
2009.....	Taylor Jungmann
2010.....	Cole Green
2011.....	Taylor Jungmann
2012.....	Parker French

MOST VALUABLE PLAYER			
1962.....	Tom Belcher, P	1994.....	Shea Morenz, RF
1963.....	Bill Bethea, SS	1995.....	Jake O'Dell, P
1964.....	Bob Meyer, P	1999.....	Jason Cox, C/OF
1965.....	John Collier, P	2000.....	Tommy Nicholson, 2B
1966.....	Gary Moore, P/OF	2001.....	Omar Quintanilla, IF
1967.....	Tommy Moore, P	2002.....	Tim Moss, 2B
1968.....	James Street, P	2003.....	Dustin Majewski, OF
1969.....	James Street, P	2004.....	Curtis Thigpen, C/1B
1970.....	James Street, P	2005.....	Seth Johnston, SS
1971.....	Burt Hooton, P	2006.....	Carson Kainer, OF & Drew Stubbs, OF
1972.....	Mike Markl, 2B	2007.....	Kyle Russell, OF
1973.....	Ron Roznovsky, P	2008.....	Kyle Russell, OF
1974.....	Jim Gideon, P	2009.....	Cameron Rupp, C
1975.....	Jim Gideon, P	2010.....	Cameron Rupp, C
1976.....	Richard Wortham, P	2011.....	Taylor Jungmann, P
1977.....	Jerry Jones, OF	2012.....	Mark Payton, OF

STUDENT SERVICES MOST INSPIRED PERFORMANCE	
2006.....	Preston Clark
2007.....	Keith Shinaberry
.....	Travis Tucker
2008.....	Drew Bishop
2009.....	Keith Shinaberry
2010.....	Kendal Carrillo
2011.....	Alex Silver
2012.....	John Curtiss

STUDENT SERVICES ACADEMIC ACHIEVEMENT	
2006.....	Drew Stubbs
2007.....	Bradley Suttle
2008.....	Russell Moldenhauer
2009.....	Russell Moldenhauer
2010.....	Austin Dicharry
2011.....	Kendal Carrillo
.....	Patrick Marsh
2012.....	Austin Dicharry
.....	Patrick Marsh

LONGHORN ACADEMIC SPIRIT	
2006.....	Drew Bishop
2007.....	Drew Bishop
2008.....	Austin Wood
2009.....	Stayton Thomas
2010.....	Cole Green
2011.....	Jordan Etier
2012.....	Jacob Felts



T-ASSOCIATION/LETTERWINNERS

A

Abbe, Chris (1991-92)
 Abernathy, Charles (1991-92)
 Acker, James J. (1978-80)
 Adams, Art (1959-61)
 Adams, James Carroll (1955-56)
 Adamson, Roy L. (1908-09)
 Adare, Kendal (1996-97)
 Ahrens, Troy (1994-95)
 Alaniz, Adrian (2005-07)
 Alcazar, Vince, Mgr. (1993-95, 98)
 Allen, Arthur M., (1922-23)
 Allen, Ben D. "Stookie" (1925)
 Allen, Josh, Mgr. (2002)
 Allen, Tim (1962)
 Allen, Tommy, Trn. (1983-84)
 Allen, Wilbur Price (1899-1900, 02)
 Alvis, Roy Maxwell (1958)
 Amos, Patrick John (1968-70)
 Amsler, Walter S. (1901)
 Andersen, Leroy Earle (1945)
 Anderson, Michael Dean (1975)
 Anderson, Sam (1999-2001)
 Anderson, Tilden (1912-15)
 Andrews, William "Rooster" (1944), Mgr. (1946)
 Ankenman, Fred N. "Pat" (1932-34)
 Ansley, Lucius Eddie (1956)
 Ardoin, Silas (2020)
 Ardrey, Herbert D. (1896, 1900)
 Ardrey, J. Howard (1892-93)
 Arnette, Jay (1958-60)
 Arnold, O.C. (1934)
 Arnold, Tony Dale (1978-79, 81)
 Aspito, Jason (1998-99)
 Ater, Raymond (1930-32)
 Auler, Hugo A. (1921-23)
 Avila, Miguel, Mgr. (2013-14)
 Avinger, John Magrill (1944-45)
 Ayers, Joseph Anthony (1976)

B

Baebel, A.K. (1933-35)
 Bagwell, Louis Lee (1968-70)
 Bailey, Carlton L. (1916)
 Bailey, Richard F. (1913-15)
 Baker, Joe (2015-16)
 Baker, Kasey (2001)
 Baker, Neal (1926-27)
 Baker, Robby (1999)
 Baldrige, Robert F. (1932)
 Baldwin, F.T. "Star" (1911-12)
 Ball, Thomas Henry (1972-74)
 Bandy, Ronald Davis (1963-65)
 Barker, Donny (1996, 98)
 Barrow, Dave (1919)
 Barry, Ralph W. (1918-20)
 Baskin, C.L. (1993)
 Bassett, Carter (1929)
 Barrera, Tres (2014-16)
 Barton, James (2013-17)
 Bates, Bill (1983-85)
 Batsell, Charles W. (1897-98)

Baumgarten, Henry "Heine" (1926-27)
 Baumgarten, Maurice (1930-32)
 Baxter, Mitch (1959)
 Beall, James (1918)
 Beamon, Calvin (2005)
 Beard, Mike (1970-71)
 Beasley, John R. (1903-04)
 Behnsch, Bobby Vincent (1985-86)
 Belcher, Thomas F. (1960-62)
 Belk, Tim (1991)
 Bell, Francis Folsom (1963)
 Bell, Howard Dewey (1945)
 Bell, Lenny (1987)
 Bellow, Kirby (2011-15)
 Belt, Brandon (2008-09)
 Bengtson, Harry Lenox (1951-52)
 Bennett, Bill Tom (1934)
 Benson, Stuart (1950-51, 55)
 Berry, Thomas Eugene (1943)
 Berryhill, Bill Hall (1971-73)
 Bertelson, Sam (2018-19)
 Bethea, Bill (1961-63)
 Bethea, Steve (1988-89)
 Bettis, K.K., Mgr. (1913)
 Biesenbach, Randy (1951-53)
 Bigham, Charles Dean (1951)
 Bishop, Drew (2007-08)
 Blacklock, A.G. (1898)
 Blanton, Claude (1932-33)
 Blessing, Chad (1993-95)
 Blocker, William H., Mgr. (1945, 48-49, 51)
 Bloebaum, Douglas (1931, 33)
 Bloombaugh, Harry (1896-97)
 Bocchi, Matteo (2018-19)
 Boening, Riley (2006, 08-10)
 Boes, Jeffrey (2007)
 Bolanz, Henry L. (1918)
 Bomer, Alan (2002)
 Bonner, Thomas D. (1902)
 Boone, Randy (2004-07)
 Borneman, Raymond T. (1943)
 Bornemann, Brett, Mgr. (1999-2002)
 Bostick, Alton F. (1941)
 Boswell, Bret (2015-17)
 Boudreaux, Eric A. (1983-84)
 Boyd, Forrest Paul (1964-66)
 Boyd, W.D. (1922)
 Brackenridge, John Adams (1898)
 Bradley, James Richard (1974-75)
 Bradley, Mike (1987-88, 90)
 Branch, Norman (1934-36)
 Braswell, Sean (1996, 99)
 Brazelton, Lewis E. (1960-62)
 Brent, Fred D. (1946)
 Brewer, James Alfred (1955)
 Brizzolara, Anthony J. (1976-77)
 Brock, Frank Edgar (1954)
 Brock, Robert F. (1948-50)
 Brooks, Ryan (2000-01)
 Brown, Alan W. (1983)
 Brown, David Patrick (1967-69)
 Brown, Earl A. (1913-14)
 Brown, Harry K. (1897)
 Brown, Hyder J. (1908)

Brown, James Ray (1972, 74)
 Brown, W. Clark (1910-11, 13-14)
 Browne, Calhoun Metz (1896)
 Browne, James Gibbons (1906)
 Browne, Marion S. (1895)
 Browning, Milton (1928-29)
 Brownlee, Charles H. (1908)
 Brownlee, J. Houghton, Mgr. (1910)
 Brumley, Mike (1981-83)
 Bruno, Joe (1978-79)
 Buckley, William, Mgr. (2007)
 Bryant, Mason (2019)
 Bryant, Randolph W., Mgr. (1973)
 Bryant, Scott (1987-89)
 Brydson, Brandon (1994)
 Buckellew, Cleveland O. (1955)
 Burke, S.P. (1901)
 Burlison, David W. (1961)
 Burley, Rick (1973-74)
 Burnett, C.E. (1924)
 Burrows, Bryan (1981-83)
 Burrows, Burton Kelly (1978-79)
 Burrows, Eddie (1950-51)
 Bushong, Howard F. (1976)
 Butcher, Arthur (1988-89)
 Byers, MacGregor (1994-96)
 Byers, Robby Marshall (1985-86)
 Byrd, Patrick, Mgr. (1991)

C

Calhoun, Arthur Ludlow (1902-03)
 Callaway, Robert E. (1960-61)
 Campbell, Chris (1980-81)
 Campbell, Robert Lee (1943-44)
 Campbell, Wylie (1994-96)
 Cannon, C.W. (1897)
 Cannon, David C. "Bobby" (1916-17, 19)
 Cantu, Michael (2015-17)
 Cantu, Steve (1987-88)
 Capel, Mike (1982-83)
 Caperton, James R. (1896)
 Carmichael, Amos E. (1916)
 Carmichael, Chris (2000, 02)
 Carothers, H.W. (1899)
 Carr, Robert I. (1929-30)
 Carrillo, Danny, Trn. (1985)
 Carrillo, Kendal (2009-11)
 Carrington, Richard (1957)
 Carson, J.E. (1922-24)
 Carter, Madison (2013-14)
 Cartwright, E.B. (1913-1915)
 Cavness, Donald W. (1949-50)
 Chalk, David (1969-72)
 Chan, Derrick, Trn. (2007)
 Chapman, Thomas R. (1901)
 Chapple, Ryan (1997)
 Chelette, Mark (1978-79)
 Cherrone, Paul (1990-91)
 Chimelis, Joel (1988)
 Choate, Milo (1980-82)
 Cisarik, Brian (1986-88)
 Cisarik, James Allen (1978, 80)
 Clancy, Steve Michael (1972-73)
 Clark, James Weldon (1963)
 Clark, Preston (2006-09)

Clark, Ray (2000-02)
 Clark, Robert "Bobby" (1973-74)
 Clauss, Miles (2006)
 Clemens, Kacy (2014-17)
 Clemens, Kody (2016-18)
 Clemens, Roger (1982-83)
 Clements, Allen John (1966-67)
 Clements, Kelly (1995-97)
 Clements, O.J. "Jubilo" (1923-25)
 Cobb, Coy (2019-20)
 Cobb, W. Moulton, Mgr. (1922)
 Cody, Buck (2002-05)
 Collier, John Calvin (1963-65)
 Collins, Jeff, Trn. (2004)
 Collins, Jim Parmele (1942-43)
 Collins, W.H. (1918)
 Cone, Robert E. (1912-15)
 Connor, Ed. C., Mgr. (1901, 05)
 Connor, Maurice F., Jr. (1944)
 Conway, Jack Clements (1937-39)
 Conway, Jeff (1993-94)
 Cook, Dennis (1985)
 Coolbaugh, Scott (1986-87)
 Cooper, Morgan (2014, 16-17)
 Costa, Anthony (1935)
 Cousins, William H. (1938)
 Cox, Alex F. (1921)
 Cox, Chris (1991)
 Cox, J. Brent (2003-05)
 Cox, Jason (1998-99)
 Cox, Leslie (1925)
 Cox, William Jessie (1944-47)
 Cravey, Brian (1993-95)
 Creel, Steven Keith (1978-80)
 Crenshaw, Charlie E. (1971-73)
 Creswell, Frank (1896-97)
 Cridland, Mark (1997-98)
 Crockett, Rusty (1987-88)
 Crosby, Jack R. (1944)
 Crosta, Nic (2002)
 Crouch, James W. (1970-71)
 Crouch, Will (2004-05)
 Croucher, Leslie (1940-41)
 Cuellar, Robert (1972, 74)
 Culbreth, Ty (2013-16)
 Culley, Robert (1980-81)
 Curtis, Lee (1923)
 Curtiss, John (2012, 2014)

D

Dallas, A. Denny, Mgr. (1926)
 Dalton, C.T., Mgr. (1903)
 Daly, James P. (1898)
 Dalzell, Robert (1944)
 Daniel, M.E. (1914)
 Daniels, Eddie Joe (1954-55)
 Daniels, Patrick B., Mgr. (1983-84)
 Danks, Jordan (2006-08)
 Dare, Brian (1988-90)
 David, Dean (1980)
 Davis, Blake (1996)
 Davis, Bond (1935)
 Davis, Tim (1987)
 Day, Randall (1981-82)
 Day, Steven Earl (1976-77)



T-ASSOCIATION/LETTERWINNERS

De La Fuente, Mario J. "Mike" (1929-31)
 Dealey, W.A., Mgr. (1912)
 Deason, Milton (1951)
 Decherd, Will T. (1897-99)
 DeLeon, Robert (1992)
 Demperio, Michael (2007)
 Denman, William Edwin (1964-65)
 Denny, David (1982-85)
 Deutsch, Melvin (1939-41)
 Deutsch, Wilson P. (1941-42)
 DeSantiago, Nick (2010)
 DeVincintis, Nick (1988-89)
 DeViney, Al, Mgr. (1918)
 Diaz, Donny (2019-20)
 Dicharry, Austin (2009-12)
 Dickens, John (1992)
 Diller, John C. (1916)
 Dixon, Brenden (2020)
 Dobbs, Joe E. (1928)
 Dodge, Scott (2003)
 Dophied, Tracy (1981-82)
 Dorsey, Shannon (1989, 91-92)
 Doughty, Jamie L. (1983-84)
 Douglass, John S. (1896, 99, 1900)
 Dreiling, Tyler, Mgr. (1999-2000)
 Dressendorfer, Kirk (1988-90)
 Drury, Ted D., Mgr. (1915)
 Duke, Darrick (1993)
 Duke, Jason (1995)
 Duke, Travis (2013-16)
 Dulak, Raymond R. (1965-66)
 Dumke, William (1940, 42)
 Dunaway, Enoch O. (1921-22)
 Dunaway, Marvin R. (1956)
 Dunbar, Eric (2016)
 Duncan, Douglas Emmett (1974-76)
 Dunn, Scott (1997-99)
 Duplantier II, Andre (2020)

E

Eason, Joe (1925)
 Eckert, Travis A. (1952-54)
 Eckert, William A. (1940)
 Eckhardt, Oscar (1922)
 Edelstein, Chris (1995-98)
 Edmond, James A. "Pete" (1913-16)
 Edwards, A.P. (1927-28)
 Edwards, Robert J. (1904-05)
 Ehrler, James F. (1949-51)
 Elam, Johnny Edward (1958)
 Elder, Bryce (2018-20)
 Ellis, Duke (2018-20)
 Ellis, Joe F. (1920)
 Embry, Pete (1957-59)
 Emond, Ben (1999-2000)
 Enderlin, Dennis D. (1968)
 Enderlin, Roy R. (1959-60)
 English, Dudley M. (1918, 20-21)
 English, Walter C. (1916-18)
 Erskine, Gary Wayne (1971)
 Erwin, James W. (1945)
 Escamilla, Roman (1995-96)
 Espineli, Eugene (2001-03)
 Etier, Jordan (2009-12)

Evans, Robert Eason (1938-39)
 Everett, Fred (1939-40)
 Ezzell, Richard L. (1916)

F

Fahey, Brandon (2002)
 Falk, Bibb A. (1918-20)
 Falk, C.O. (1924-26)
 Faltine, Trey (2020)
 Fant, George (1901)
 Fearon, Chris (2018)
 Fell, Douglass Kirk (1968-69)
 Felts, Jacob (2011-14)
 Ferguson, Keith Owen (1977-79)
 Ferguson, Robert L. (1946-47)
 Ferin, Joe (2002-03)
 Fernandez, Joe (1917)
 Fields, Kamron (2018-20)
 Fisher, Walter W. (1895-96, 99)
 Fitzgerald, Howard C. (1920)
 Fitzsimmons, Joe L. (1935-36)
 Flippen, William Henry (1899)
 Flores, Jose (1994)
 Flores, Martin F. (1972-75)
 Follen, Victor (1945)
 Fondren Jr., Robert E. (2009)
 Forbes, Tom A. (1927)
 Ford, Lance (2019)
 Ford, William B. (1928-29)
 Fowler, Jerry S. (1913-15)
 France, Ryan (1999-2002)
 Francis, Charles I. (1912-14)
 Francis, W.H. (1904-06)
 Franklin, Mark, Mgr. (2003-05)
 Frazier, A.M., Mgr. (1904)
 Fredrickson, Scott (1990)
 French, Eric (1995-97)
 French, Parker (2012-15)
 Freytag, Dylan (2000-01)
 Friend, W.N. (1899)
 Fristoe, H.M. (1916)
 Frizzell, Kevin (2000-03)
 Fulcher, Roy G. (1905, 07)
 Fuller, Chais K. (2006-07)
 Fulton, Edward (1910-11)

G

Gainley, George A., Jr. (1956-57)
 Gallenkamp, Zach (2003, 05-06)
 Gambrell, Tom (1912-15)
 Gannon, E.J. III (1933)
 Gardenhire, Ron (1978-79)
 Gardere, Peter (1993)
 Gardner, Dan N., Mgr. (1963)
 Garland, W.R. (1901)
 Garner, Kevin W. (1985-87)
 Garnett, John W. (1938)
 Garrett, P.B., Mgr. (1910-12)
 Gaskill, Chris (1989-92)
 Gauntt, Robert (1983)
 Gauntt, Turner (2019)
 Gault, Clay R. (1956-57)
 Gay, Lance T., Mgr. (1991-92)
 Geib, Peter (2019)
 George, Scott (1986)

Getter, Russell Martin (1977-78)
 Gideon, G.S. "Joe" (1964-66)
 Gideon, Jim (1973-75)
 Gilbert, Chris, Trn. (1996)
 Gilfillan, Robert "Todd" (2005, 07)
 Gillett, Irwin W. (1918, 20, 22)
 Ginn, Gordon L. (1961)
 Gleaton, Jerry Don (1978-79)
 Glenn, Horace Lee (1941)
 Godfrey, James A. (1946)
 Goins, Blake (2014-15)
 Goldthorn, Burk (1980-81)
 Gonzales, Arnold (1998)
 Gonzalez, Hondo (2006)
 Gonzalez, Ruben (2003-04)
 Good, Gerald Lewis (1956-58)
 Goree, R.E., Mgr. (1897)
 Gorin, Charles P. (1948-50)
 Gottsacker, Mark (2013)
 Graham, Aubrey (1935-36)
 Graham, George Malcolm (1905-08)
 Graham, Wayne Leon (1956)
 Green, Alfred L. (1910)
 Green, Mitch Coleman "Cole" (2008-11)
 Greer, James M. (1918-19)
 Gregg, Frank C. (1897)
 Grell, Clinton Lewis (1942-43)
 Gressett, Gary Alvin (1966-67)
 Griffin, Marcus Ray (1975-76)
 Groesbeeck, H.S. (1908-10)
 Grubbs, Zane (1972-73)
 Gurwitz, Zane (2014-17)
 Gustafson, Cliff (1952)
 Gustafson, Deron (1983)
 Gutierrez, Milo (1997)

H

Haas, Charles (1937, 39-40)
 Haglund, Hunter, Mgr. (2003-06)
 Hague, Joe Clarence, Jr. (1964-65)
 Hajovsky, Jerome (1941)
 Hale, Beau (1998-2000)
 Hall, David Hestand (1968-70)
 Hall, Weston (2013-14)
 Halsell, John T. (1928)
 Halsey, Brad (2002)
 Halter, Frank (1998)
 Halter, Shane (1991)
 Hamer, Mike (1980-81)
 Hamilton, Arthur J. (1946)
 Hamilton, David (2017-18)
 Hamilton, Tom (1947-49)
 Hand, James Gordon (1951)
 Haney, Todd (1986-87)
 Hansen, Pete (2020)
 Harden, Curry (1987-90)
 Hardie, Thornton, Jr., Mgr. (1937)
 Hardy, Larry (1968-70)
 Hargis, John A., III, Mgr. (1969)
 Hargis, John Arlington (1943)
 Harkins, Henry B. "Hank" (1942)
 Harkins, R.L. (1942)
 Harkrider, Kip (1995-97)
 Harkrider, Tim (1991-93)
 Harlan, Brady (2016)

Harless, Kolter, Mgr. (2010-11)
 Harmon, Tommy (1968-70)
 Harrington, Ty (1986-87)
 Harris, E. Hunter (2004, 06)
 Harris, Hunter B. (2007-09)
 Harris, James (1985)
 Harris, R.P., Jr. (1926-27)
 Harrison, Scott (1991-92)
 Hart, Joey (1997)
 Hart, Lamar (1916-18)
 Hart, Maxey (1916-17, 19-20)
 Hartenstein, Charles O. (1962-64)
 Haskins, Dean (1991-92)
 Hatton, Grady (1941-43)
 Haven, James P. (1901)
 Headrick, Walter P. (1947)
 Hearron, Jeff (1982-83)
 Hector, Herbert Neil (1942)
 Heinrich, Steve (1993-94)
 Heller, Justin, Trn. (2002)
 Henderson, Brookes (1912, 17)
 Hendry, Marcus, (1993-94, 96)
 Hengst, Lanny (1985)
 Henley, Blair (2017-19)
 Hernandez, David (2008-09)
 Herrera, Bryan (2005-06)
 Herrera, Howard, Mgr. (1976-77)
 Heuck, Robert Franklin (1976-77)
 Heyser, S. (1911)
 Hibbler, Masen (2018-19)
 Hibbett, Wendell (1975-77)
 Hickman, Braxton (1992-93)
 Higgins, M. Frank "Pinky" (1928-30)
 Hightley, M.F., Mgr. (1901)
 Hild, Scott (1999)
 Hill, Blake, Mgr. (2004-07)
 Hill, John Henry (1938-40)
 Hilliard, Bohn Evell (1933-35)
 Hilliard, Kyle (1943)
 Hillman, Greg (1992-93)
 Hinojosa, C.J (2013-15)
 Hinojosa, JoJo (1993-96)
 Hippius, Phillip L. (1959-61)
 Hodo, Doug (1983-86)
 Hodo III, Douglas (2020)
 Holcomb, Roy E. (1911)
 Holliday, Robert L., Mgr. (1909)
 Hollimon, Michael (2002-04)
 Hollingsworth, Chad (2013-15)
 Holman, James N. (1901)
 Holt, W.T., Jr. (1936)
 Hooper, W.N. (1914-15)
 Hooton, Burt (1969-71)
 Hooton, W.B. (1927)
 Hopkins, Meredith (1927-29)
 Horne, Donald Curtis (1971)
 Horneyer, Robert, Mgr. (1945)
 Horning, Nick, Mgr. (2014)
 Horsley, John, Trn. (2005)
 Horton, Larry Elwood (1968-69)
 Hotz, Todd (1989-90)
 Houpt, W.D. (1942)
 Houser, Chris (1999-2000)
 Houy, Clinton L. (1955)
 Howell, J.P. (2003-04)



T-ASSOCIATION/LETTERWINNERS

Howle, Walter N. (1931)
 Hrnrcir, Guss Vince (1950-51)
 Hubbard, Christopher B. (1945)
 Hubele, Ryan (2000-02)
 Hudson, Robby (2004-05)
 Hughes, Bill (1937)
 Hughes, Tom (1928-29)
 Hughs, David D. (1908-10)
 Hughson, C.C. "Tex" (1937)
 Hume, F. Charles, Mgr. (1896)
 Hunt, Al Joe (1944, 48-49)
 Hunt, James F. (1967-68)
 Huser, Verne Carl (1952)
 Hutchins, Jared, Trnr. (2010)
 Hutson, Thomas Alex, Mgr. (1980-81)

I

Incaviglia, Thomas (2005)
 Irby, Clint (1955)
 Ivey, Brandon (2018-19)
 Ivy, Brian (1998)

J

Jackson, Ransom (1946-47)
 Jackson, Terry (1960-61)
 Jacoby, Louis (1904, 06-07)
 James, Judson S. (1924)
 January, Delbert (1934-35)
 Jaramillo, Rudy (1973)
 Jarl, Wallace G. (1951)
 Jensen, John (1988)
 Johnson, Ben (2013-15)
 Johnson, Brian (1986-88)
 Johnson, David (1997)
 Johnson, Dodd W. (1985)
 Johnson, Donald Mack (1965-67)
 Johnson, Drew (2004)
 Johnson, George W. (1921-22)
 Johnson, Kade (1998)
 Johnson, Roy (1907-09)
 Johnson, Scott (1991-92)
 Johnson, Tom C., Jr. (1909)
 Johnston, Kyle (2015-17)
 Johnston, Seth (2002-05)
 Jones, D.J. (1999-2000)
 Jones, James S. (1896-97)
 Jones, Jerry D. (1977)
 Jones, John Roland (1953)
 Jones, Lance (1989-90)
 Jones, Murray B. (1904, 09-10)
 Jones, Robert H. (1911-12)
 Jones, Travis (2015-17)
 Jordan, Brantley (2001-03)
 Juergens-Danhof, James (1993)
 Jungman, Thomas Adolph (1955)
 Jungmann, Taylor (2009-11)

K

Kainer, Carson (2004-06)
 Kainer, Donald Wayne (1975-77)
 Kana, Frank F. (1949-51)
 Kaplan, Benjamin K. (2009-10)
 Kasparek, Kenn (2005-06, 08)

Kasper, Dennis Wayne (1968-69)
 Kasper, Edward E. (1962-64)
 Kautsch, Curt (1998-99)
 Kearney, Robert Henry (1977)
 Kebodeauz, Kevin, Mgr. (1985-86)
 Keeble, Don (1916-17)
 Keith, Benji (1996)
 Keller, Ronald Cecil (1955)
 Kelley, Joe B. (1912-13)
 Kelly, Roy Ernest (1952-53)
 Keltner, Edgar H. (1916-17)
 Kennedy, Bill Edward (1959)
 Kennedy, Eric (2019-20)
 Kennedy, Nick (2016-17)
 Kent, Luke Dean (1943)
 Kephart, Lucas (2011)
 Kerbey, Joe C., Mgr. (1904)
 Kerlin, Coby (1985-87)
 Keyes, Kevin (2008-10)
 Kibbie, H.K. (1923-24)
 Kidd, R.B. (1924)
 Kiemsteadt, Clint (1995-97)
 Kieschnick, Brooks (1991-93)
 Killingsworth, Kirk (1981-83)
 King, Ben (2001-02)
 King, Clay (1989-92)
 King, Newton (1923-24)
 Kingham, Nolan (2016-18)
 Kjos, Ryan (1992-95)
 Klam, Josef (1996)
 Klinect, James, Trn. (1993-94)
 Knebel, Corey (2011-13)
 Knebel, Ralph Werner, Mgr. (1962)
 Kneuper, Ed., Jr. (1949)
 Knutson, Charles A. (1961-63)
 Koenig, Eric (1986)
 Kolbach, Mike (1998)
 Konderla, Mike (1982)
 Koppe, Clint (1994)
 Koschak, John K. (1941)
 Koy, Ernie (1931-33)
 Krebs, Joseph W. (2006-07)
 Krippner, Curt L. (1985-87)
 Kubichek, Kolby (2019-20)

L

Labay, Steve (1983-84)
 Lakey, Gordon, Mgr. (1964-67)
 Lambertson, R.F. (1899)
 Lambin, Chase (2001)
 Lamm, Van (1929-31)
 Landfair, Pack (2003-05)
 Langerhans, John D. (1969-72)
 Langerhans, John E. (1939)
 Lanham, Frank (1904)
 LaPrelle, John, Sr. (1907)
 Larkin, Stephen (1992-94)
 Laufer, Douglas (1980)
 Laughlin, A.J. (1930)
 Lawhon, Zane B. (1937-38)
 Lawson, Wallace D. (1937-39)
 Lay, Samuel Edward (1945)
 Layden, Pete (1939-41)
 Layne, Bobby (1944, 46-48)
 Layne, Jason (1995-96)

Lea, Joe (1931)
 Leach, W.A. "Doc" (1929-30)
 LeBleu, Thomas R. (1954-56)
 LeCure, Sam (2003-04)
 Leissner, A.L., Jr. (1924-25)
 Leissner, F.F. Rube (1920, 24-25)
 Leon, Scott (1996)
 Leone, Dax (1999)
 Leslie, Samuel F. (1901-02)
 Lewis, Brett A. (2006-07)
 Lewis, O.O. "Big Foot" (1930)
 Lindauer, Doug (1986-87)
 Lindsey, Jack Earl (1945)
 Linker, Boyd (1953-54)
 Lipschitz, Bryan, Trn. (2001)
 Little, David, Mgr. (1988-89)
 Livermore, Jon (1981-82)
 Lloyd, Quin (1979-80)
 Loeffler, Brett (1995, 1997-98)
 London, Gary E. (1961-63)
 Long, C.B. (1911-12)
 Long, Larry (1981)
 Lopez, Joe Luis (1996)
 Lowery, David (1989-90)
 Lowry, Alan Dale (1971)
 Lowry, Johnny Harold (1955-57)
 Loy, Brandon (2009-11)
 Loy, Darren (1983-84)
 Lucas, John P., Mgr. (1947)
 Luce, Roger J. (1990-91)
 Lukovsky, Kyle, Mgr. (1986)
 Lummus, Mark (1993-94)
 Lussion, Kevin (2009-12)
 Lussion, Kyle (2007-10)

M

Macalla, Connor (2015)
 Machin, John (1981)
 Madden, Ty (2019-20)
 Maedgen, James R. (1937-38)
 Magro, Dennis George (1971-72)
 Maitland, Tim (2009-12)
 Majewski, Dustin (2002-03)
 Malmin, Jon (2014-17)
 Mardirosian, John, Mgr. (2008-12)
 Markl, Michael Charles (1969-72)
 Marlow, Brooks (2012-15)
 Marlow, Ty (2013-15)
 Maroul, David (2004-05)
 Marsh, Patrick (2011-13)
 Martin, Frank (1921)
 Martin, Grant (2012-15)
 Martin, Greg Newton (1959-60)
 Martinez, Roger (1994)
 Maruchau, Edwin C. (1914)
 Massey, William H. (1913-14)
 Massingill, M.L. (1911)
 Mathis, Patrick (2015-17)
 Matthews, G.E., Mgr. (1914)
 Mayer, John Ernst (1959-60)
 Mayes, Connor (2015-17)
 Mays, A.P. (1915)
 McBride, John Earl (1967)
 McCalla, Kenneth B. (1921-23)
 McCann, Michael (2015, 17-19)

McCrary, Pat (2007-08)
 McCulloch, Kyle (2004-06)
 McCullough, George W. (1918-20)
 McCutchin, James L. "Jim" (1972)
 McDonald, Ned (1938-40)
 McDonald, W. Wayne (1958-60)
 McDowell, Clyde (1934)
 McFarland, John W. (1934)
 McGee, Thomas (1988)
 McGill, W.L., Mgr. (1920)
 McGough, Tim (2001-02)
 McGuire, Andy (2014-15, 18)
 McKenzie, Jake (2015-18)
 McKinney, Brian (1995, 1997)
 McKinney, William S. (1954-55)
 McKirahan, Andrew (2009-11)
 McMahan, Winston (1906-07)
 McMurray, J. Richard, Mgr. (1927)
 McMurrey, Vernon M. (1937-38)
 McNamara, Carl (1919)
 McRae, Hamilton E. (1928)
 Meade, Paul F. (1990)
 Meaney, Owen (2019)
 Meitzen, Robert A. (1939)
 Mejia, Pete, Mgr. (1996-98)
 Menge, Roy (1957-58, 60)
 Merle, Jesen (2002-03)
 Merrell, Greg (1992-93)
 Merryman, Dawson (2020)
 Messer, Judd, Mgr. (2011-13)
 Metting, Keith, Mgr. (1980-81)
 Michalson, J.E. (1895)
 Mickan, Morgan (2009)
 Midkiff, Richard (1935-36)
 Milik, Thomas (1945)
 Miller, Allen (1933)
 Miller, Emmett Jackson "Jack" (1968-70)
 Miller, John, Mgr. (1921)
 Milner, Hoby (2010-12)
 Minton, Jesse, Mgr. (1994)
 Mitchell, Paul Leon (1946)
 Moers, Robert O. (1938-40)
 Mohr, Paul Covey (1952-54)
 Moldenhauer, Russell (2007-10)
 Monning, Ben P. (1915)
 Montalbano, Jeremy (2013-14)
 Montalbano, Paul (2010-11)
 Montes, Albert (2001)
 Moody, Dan Frazier (1977-78)
 Moody, Kyle L. (1990-91)
 Moore, Billy Tom (1956-58)
 Moore, Frosty Doyle R. (1974-75)
 Moore, Edward T., Mgr. (1900)
 Moore, Frank (1911-12)
 Moore, Gary Douglas (1965-66)
 Moore, Henry I. (1895)
 Moore, Herbert P. (1911-13)
 Moore, James Maxey (1920)
 Moore, Jason (1998-99)
 Moore, Thomas E. (1966-67)
 Moore, Victor (1896)
 Moore, William Udell (1940-41)
 Moreland, Keith (1973-75)
 Morenz, Shea (1993-95)



T-ASSOCIATION/LETTERWINNERS

Morgan, George W. (1895)
 Morland, Mike J. (1990-91)
 Morris, J. Walter (1900)
 Morton, John (1987)
 Moses, Johnny (1980)
 Moss, Tim (2001-03)
 Moynihan, Matt (2013)
 Muegge, Danny (2002-03)
 Mueller, Steven (1978-80)
 Munro, John C. (1934, 36-37)
 Munroe, Jim (1998-99)
 Munson, Charles E. (1947-49)
 Murray, Calvin (1990-92)
 Myer, Robert Willis, Jr. (1962-64)
 Myer, Sewall, Mgr. (1906)
 Myers, George E. (1957-59)

N

Napoleon, Kalani (2001-02)
 Nauert, George Henry (1967-68)
 Neblett, W. T., Jr. (1911)
 Neely, Jack (2019)
 Neuman, Chris (2001-02)
 New, Walter (1961- 62)
 Newkirk, Craig (1987-89)
 Newton, T.J. (1895)
 Newton, Tyler (2006-07)
 Nguyen, Donald (2004)
 Nicholson, Samuel (1972)
 Nicholson, Tommy (1998-2000)
 Nixon, P. I. (1904-05)
 Nixon, Rick G. (1980)
 Nixon, Zebulon V. (1909-10)
 Nowlin, Gordon (1923)
 Nowlin, James F. (1921-22)
 Nuncio, Keifer (2010-11)
 Nunn, Robert (1917)
 Nunnenkamp, David C. (1962)
 Nutt, Ryan, Trn. (2000)

O

O'Dell, Jake (1995-96)
 O'Donnell, Nico (2018-19)
 O'Keefe, J.A., Mgr. (1895)
 O'Reagan, Jack (1942, 46)
 Oden, Walter Eugene (1952-53)
 Odom, H.B. (1922-24)
 Oertli, Charles H. (1985-86)
 Ogelsby, Robert, Mgr. (1930)
 Ohlausen, Gordon, Mgr. (1970-71)
 Ohnheiser, Derrel, Trn. (1982)
 Oliver, Charles (1915)
 Olle, E.W. "Ed" (1926)
 Olvera, Juan Manuel (1976)
 Ontiveros, Jeff (1999-2002)
 Ortega, Ruben F. (1946)
 Owen, Spike (1980-82)

P

Pace, Jimmy Dan (1952-53)
 Pace, Will (1919)
 Pagel, Karl Douglas (1976)
 Palm, O.H. (1897-99)
 Pape, Kenneth Wayne (1971-73)

Pappas, George (2018)
 Parigi, Joey (2006)
 Parker, Richard A. (1985)
 Parkinson, Mike, Mgr. (1991-95)
 Pate, Kevin (1989-91)
 Patrick, Mike (1987-88)
 Patterson, George W. , Jr. (1950)
 Payton, Mark (2011-14)
 Pearce, J. M. (1942)
 Pedraza, Rodney (1989-91)
 Peebles, Michael Allen (1968)
 Peoples, Oscar (1929-31)
 Pena, Daniel, Jr. (1985-86)
 Penick, Danile A. (1888-90)
 Penn, Albert "Grip" (1920)
 Peoples, Danny (1994-96)
 Peoples, Nicholas J. (2004-06)
 Peschel, Randal C. (1968-69)
 Peter, Caston (2019)
 Peterman, Mitja, Mgr. (1995)
 Peters, Brannon (1994)
 Peters, Dillon (2012-14)
 Peters, Justin (2012, 2014)
 Peterson, Gary Stephen (1973)
 Peterson, Richard, Mgr. (1985-87)
 Petkovsek, Mark (1985-87)
 Petrinsky, DJ (2018-20)
 Pettit, Doug (1989-92)
 Pfannkuche, H.C. (1924-25)
 Pfeil Clarence W. (1938-40)
 Philley, Eli David (1945)
 Phillips, Nelson (1919)
 Phillips, Wade (1983-84, 86)
 Pick, Justin, Video (1995-96)
 Pickard, Steve, Mgr. (1987-90)
 Piel, Ryan, Mgr. (1998-2001)
 Pierce, Dylan, Trn. (2007)
 Pinckney, John M. (1960-62)
 Pinson, J. F. (1897-98, 1900)
 Platter, H. L., Mgr. (1911)
 Platter, Herbert L. (1939)
 Poehl, Michael W. (1985)
 Ponsford, Emanuel (1922, 24)
 Pool, Barry Miller (1943)
 Porter, James Winston (1959)
 Porter, Randon (1900, 02-03)
 Porterfield, Brad (1991)
 Posey, Alex H. (2007)
 Pounds, Russell David (1975)
 Powell, Dax (1996)
 Powell, Peyton (2020)
 Prather, Jon (1988-89)
 Prather, Mark (1992-93)
 Pratt, Clyde (1924-26)
 Preibisch, Melvin (1934-36)
 Price, Edwin Booth (1932-33)
 Prince, Dooley (2004-05)
 Prince, Joshua (2007)
 Proske, Charles F. (1975-77)
 Pugh, Scott L. (1990-91)
 Pumo, Mike (1999-2000)
 Purvis, John Michael (1990)
 Pyka, Garry Edward (1975-76)
 Pyka, Terry Joseph (1972-74)

Q

Quintanilla, Cole (2019-20)
 Quintanilla, Omar (2001-03)

R

Radford, J.A. (1925, 28)
 Railton, John H. (1928-30)
 Ramsey, Charles S. (1924-26)
 Ramsey, Henry (1935-37)
 Rand, Tyler (2016)
 Randerson, Joe Mullins (1942, 47-48)
 Randle, Zach (1994)
 Randolph, R.J. (1902)
 Randolph, Stephen (1995)
 Raper, Christopher Lee (1977-78)
 Raup, Jim (1967)
 Rawe, Joyce F. (1938, 40)
 Ray, Jeffery (1987)
 Ray, Lewis E. "Bud" (1983, 85)
 Ray, Terry Don (1975)
 Reagan, Bryce (2019)
 Rector, Arthur James (1899)
 Rector, G.T. (1910)
 Redfearn, Maurice (1926)
 Redman, Hunter (2012)
 Reed, Howard Dean (1957)
 Rees, F.A. (1929-30)
 Reese, Andy (2007)
 Reeves, Horace B. (1942)
 Reeves, James David (1974)
 Reichenbach, Mickey (1974-77)
 Reifler, Don Israel (1954)
 Reininger, J.D. (2002-04)
 Reynolds, Mark (1981-82)
 Reynolds, Ryan (2017-19)
 Reynolds, Shane (1989)
 Reynolds, Tim (1981-82)
 Rhoads, Orval E. (1928-29)
 Richards, Randy (1980-82)
 Richards, Rusty (1984-86)
 Richardson, Corey (1998)
 Richey, Harvey M. (1906)
 Ridgeway, Beau (2016-19)
 Rigby, Lloyd L., Jr. (1935-37)
 Rigby, Lloyd L. "Pat", III (1960-62)
 Ripper, Stephen (2003)
 Risenhoover, W. E. Jr., (1950)
 Roberson, Dick (1952)
 Robertson, A.D. (1902-05)
 Robertson, Andre (1977-79)
 Robertson, Harlan (1982)
 Robertson, Huling P. (1908-09)
 Robertson, Marvin (1930)
 Robertson, Sawnie (1918-20)
 Robinson, Parker Joe (2017-18)
 Rochs, A.R. "Bob", Mgr. (1941-42)
 Rod, Elmer Frederick (1959)
 Rodriguez, David (1939)
 Rogers, William R. (1900)
 Romprey, Eddie (2001)
 Rosenberg, Matt (1999-2002)
 Ross, Abner A. (1918)
 Ross, Edward P. (1919)
 Ross, Robert Eugene (1963-65)

Rosson, Samuel Jr. (1961)
 Rothe, Walter S. (1970-71)
 Roznovsky, Ronald Louis (1972-73)
 Rowe, Connor (2009-10)
 Ruffin, Bruce (1983, 85)
 Ruffin, Chance (2008-10)
 Rumfield, Brock (1997)
 Rundell, Bennie W. (1933)
 Rupp, Cameron (2008-10)
 Russ, Ryan (2003-04) (2010 - Mgr)
 Russell, Don A. (1948-49)
 Russell, Joe H. (1911-1913)
 Russell, James (2007)
 Russell, Kyle D. (2006-08)
 Ryan, John C., Jr. (1910)

S

Sadberry, Russell, Trn. (1987-89)
 Salazar, Natividad (1968-71)
 Salazar, Terrell (1978-79)
 Salinas, Trey (1995-96)
 Salmon, Gene McNeil (1969)
 Samuelli, E.W. (1906)
 Sands, Morris (1935-36)
 Saner, John C. (1896, 98)
 Sawyer, Josh (2014-18)
 Scarborough, Luther (1951-52)
 Scheschuk, Samuel J. (1965-67)
 Schimpf, Tyler (2015, 17)
 Schiraldi, Calvin (1981-83)
 Schiraldi, Lukas (2014)
 Schmid, Jerry (1979-80)
 Schumacher, Shawn (1998)
 Schwartz, Logan, Trn. (2001)
 Scott, Gerald (1929)
 Scott, John T. (1917)
 Scott, Kelly (1966-67)
 Seale, Jeff A. (1990)
 Searcy, Jay Kirk (1986)
 Sears, George D. (1906-07)
 Secor, Joe W. (1916-17)
 Secrist, Reed (1991)
 Segrist, Kal H. (1950)
 Seibel, Phil (1998-2000)
 Seiler, David (1980-81)
 Selensky, Brian (1992)
 Senterfitt, Mark (1993, 95)
 Sepulveda, Carlos (1998)
 Shaeffer, Robert Keith (1977)
 Shamblin, Jim (1947-49)
 Shands, N.D. (1902, 04-05)
 Shannon, Kevin M. (1978-80)
 Shaw, Collin (2012-15)
 Shaw, Tate (2017-19)
 Shaw, Sam (2012)
 Shelton, Vernon, Mgr. (1959-61)
 Shepherd, William "Tant" (2008-11)
 Shinaberry, Keith M. (2006-09)
 Shirley, Barton A. (1960)
 Shugart, Chase (2016-18)
 Shults, Jeff (1989)
 Sikes, P.R. (1934)
 Silver, Alex (2011-14)
 Simmons, Justin (2001-04)
 Simon, Mike (1981-85)



T-ASSOCIATION/LETTERWINNERS

Simpson, Gerrit (2001)
 Simpson, Matt (1997-98)
 Singleton, Albert O. (1903)
 Skinner, David Taylor (1960-62)
 Slavik, Albert Thomas (1940)
 Sledge, Jack (1923)
 Smalley, Dewey (1923-25)
 Smart, J.D. (1993-95)
 Smith, Chad (1992-94, 96)
 Smith, Jack D. (1924-25)
 Smith, Jesse L. (1953, 57)
 Smith, Josh (2003)
 Smith, Mark (1989-90)
 Smith, R. Wilson (1938-39, 41)
 Snoddy, Robert C. (1967-68)
 Snow, Thomas M. (1953-55)
 Soden, Doyle Scott (1977-79)
 Speerstra, Chris (1997)
 Spiker, Seth (1997)
 Spradlin, Ronald E. (1952-53)
 Spurck, Todd (1992-93)
 Stacy, Harwood (1908-11)
 Stafford, Samuel E. (2009-12)
 Stanridge, Gerald (1978)
 Starcich, Brian (1997-98)
 Stathakos, James F. (1939)
 Stauffacher, Raymond (1957)
 Stehly, Murphy (2020)
 Steinhagen, Landon (2012-13)
 Stell, Taylor (2012-15)
 Stephens, Frank Homer (1944)
 Stevens, Robert Doyle (1978)
 Stevens, Tristan (2018-20)
 Stevenson, Buddy (1953, 55)
 Stewart, Clayton (2005)
 Still, Charles W. (1939-40)
 Stone, Eric (1988)
 Stone, Jack P. (1940-42)
 Stone, Tom H. (1895)
 Stonerod, Thomas (1898)
 Stouffer, Blair Todd (1974-75)
 Stramp, William Robert (1976)
 Street, Huston (2002-04)
 Street, James (1968-70)
 Street, Jordon (2005)
 Street, Juston (2007-08)
 Strelsky, Robert Earl (1942)
 Stubbs, Drew (2004-06)
 Stubbs, James "Clint" (2007)
 Sudderth, Robert B. (1957-59)
 Suggs, Terry (1987)
 Sullivan, Gordon (1930-32)
 Sullivan, Ryan, Mgr. (2014)
 Sultemeier, Eric (2001-03)
 Summers, Christian (2011-12)
 Summers, Letcher Ward (1964-65)
 Summers, Richard B. (1966)
 Suttle, Bradley K. (2006-07)
 Sutton, Johnny (1982-83)
 Swan, James (2015)
 Sweeney, Mike (1971)
 Swindell, Greg (1984-86)

T

Tankersley, Charles W. (1942,46-47)
 Tanner, Joe Henry (1952)
 Tarlton, B. Dudley, Mgr. (1908)
 Tate, Teddy Westbrook (1951)
 Taylor, Harry Evans (1956-57)
 Taylor, James (1899-1901)
 Taylor, Jerry (1993-95)
 Taylor, Vernon (1932-33)
 Taylor, Volney (1909-10)
 Teagarden, Taylor (2003-05)
 Terrell, Chester (1902-04)
 Teykl, Trevor (2012)
 Thames, Charlie (2000)
 Thigpen, Curtis (2002-04)
 Thomas, Don (1936)
 Thomas, Milton (1916-18)
 Thomas, R.E. (1901)
 Thomas, Sellers J. (1916-17)
 Thomas, Stayton (2008-11)
 Thompson, Fred (1925-26)
 Thompson, M.R. "Butch" (1963-65)
 Thompson, M.S. "Rocky" (1976-77)
 Thompson, Patrick D. (1970-71)
 Thompson, Robert E. (1978)
 Thornhill, Nathan (2011-14)
 Thrash, Michael Emmett (1962)
 Thrasher, K.M. (1903-04)
 Tijerina, Amador G. (1971-72)
 Tipton, Kenny (1993)
 Tjader, Jim (1979)
 Tobin, John W. (1896)
 Todd, Austin (2017-20)
 Todd, Chris, Mgr. (1996-98)
 Todd, Clark (2000-01)
 Toledo, Eddie (1988-89)
 Tolentino, Jose (1983)
 Tollison, David (1988-90)
 Tomlinson, Crystal, Trn. (2006)
 Tomlinson, Eric (2000)
 Tompkins, Ben (1950)
 Tompkins, Jimmy D. (1980-81)
 Torres, Michael (2008-09)
 Towery, Robert L. (1952-54)
 Townsend, Albert W., Jr. (1905)
 Travis, Lloyd Rex (1943, 47)
 Trent, Mike (1982-83)
 Tucker, Travis (2007-09)
 Turney, Wes (1987)
 Turman, John, Mgr. (1982-83)
 Turman, Troy (1992)
 Turner, Bill Lamond, Mgr. (1958)
 Turner, Ted E., Mgr. (1933)
 Turner, Trent (1987, 90)

U

Urban, Josh (2010-13)
 Uresti, Rusty (1982)

V

Van Arsdale, Corby, Mgr. (1992)
 Van Hook, Clayton B. (2005-07)
 Vann, W.W. (1901-03)
 Vasut, Tony (1993-94)
 Vaughn, Clifford D. (1943)
 Vaught, Jay (1991-94)

Venner, Gary (1979)
 Verdine, Riley (1952)
 Verplank, Bobby (1959)
 Verplank, Bryce (2018)
 Viebig, Van Richard (1932-34)
 Von Rosenberg, Glenn A. (1957-58)
 Vondemkamp, Scott A. (1985)

W

Waghalter, Sigmund I. (1950-51)
 Wakeland, Justin M. (1961)
 Walbridge, Sam (2020)
 Walker, Arvie (1927-29)
 Walker, Johnny (1990)
 Walker, Brandon "Kyle" (2006-08)
 Walker, Newman C. (1906-08)
 Walker, William Keith (1978-79)
 Wall, Murray (1947-50)
 Walla, Steven Cohl (2010-12)
 Walsh, Jonathan (2010-12)
 Walsh, Patrick (1997)
 Ward, Joe Henry, Sr. (1922)
 Waters, Doug, Mgr. (2014)
 Wathen, Thomas Neal (1907-08)
 Watson, Elmo L. "Shorty" (1932)
 Watson, Joel F. (1906)
 Watson, John Daniel (1947-49)
 Watson, John Dudley (1955)
 Weatherred, Preston A. (1906-08)
 Weaver, Rad (1995-98)
 Webb, Harry C. (1927-28)
 Webb, J.P. (1993-95)
 Webb, Jack G. (1948-49)
 Webb, Richard Clark (1954-55)
 Weiss, Erich (2011-13)
 Welch, Justin (1999)
 Weller Clarence (1902-05)
 Wellmann, Blake (2016)
 Wellman, Todd, Mgr. (1991, 93)
 Wells, Robert Ellis (1964-66)
 Wendlandt, Ted L. (1977-78)
 Werkenthin, Conrad P. (1954-55)
 West, Todd (2000)
 Westbrook, Elanis R. (1986-87)
 Westerman, Leroy (1937-38)
 Weymouth, Jordan (2010)
 Wheelless, Evan "Chance" (2004-07)
 Whelan, Matt (2018-19)
 Wheelless, Ellis Joe (1947)
 White, Minton, Jr. (1965-67)
 White, Minton, Sr. (1930-31)
 Wieruscheske, Hollis (1978)
 Wiginton, Martin A. (1953-54)
 Wilbanks, John R. (1899)
 Wilcox, Hunter S. (2009, 2011-12)
 Wilemon, Ernest J. (1944-45)
 Williams, Cam (2020)
 Williams, Hobbs (1946-48)
 Williams, J.T., Jr. (1926-27)
 Williams, Knox (1919)
 Williams, Raworth (1915-16)
 Williams, Roger (1930-31)
 Williamson, Joel (1993)
 Williamson, N. Howard (1925-26)
 Wimmer, Coke (1914)

Y

Yates, Kyle (2004)
 Yium, Thomas J. (1953-54)
 Young, Josh, Mgr. (2003)
 Young, Reginald G. (1964-66)

Z

Zamarripa, Tony (1996-97)
 Zatopek, Michael (1980-81)
 Zavorskas, Paul A. (1958-59)
 Zomlefer, Sidney (1946-48)
 Zubia, Zach (2018-20)
 Zunker, Edward H. (1943)



ALL-TIME JERSEY NUMBERS

Since 1968 (Lettermen Only)

0

Faltine, Trey (2020)

1

Bagwell, Louis Lee (1968-70)
 Tijerina, Amador G. (1971-72)
 Pyka, Garry Edward (1975-76)
 Bruno, Joe (1978)
 Owen, Spike (1980-82)
 Bates, Bill (1983-85)
 Lindauer, Doug (1987)
 Bethea, Steve (1988-89)
 Moody, Kyle L. (1990-91)
 Williamson, Joel (1993)
 Campbell, Wylie (1994-96)
 Walsh, Patrick (1997)
 Nicholson, Tommy (1998-2000)
 Moss, Tim (2001-03)
 Peoples, Nick (2004-07)
 Walla, Cohl (2010-12)
 Barrera, Tres (2014-16)
 David Hamilton (2017-18)
 Dixon, Brenden (2020)

2

Hunt, James F. (1967-68)
 Markl, Michael Charles (1969-72)
 Jaramillo, Rudy (1973)
 Olvera, Juan Manuel (1976)
 Raper, Christopher Lee (1977-78)
 Soden, Doyle Scott (1977-79)
 Burrows, Bryan (1981-83)
 Kerlin, Coby (1985-87)
 Shults, Jeff (1989)
 Meade, Paul F. (1990)
 Pate, Kevin (1991)
 DeLeon, Robert (1992)
 Vasut, Tony (1993-94)
 Keith, Benji (1996)
 Sepulveda, Carlos (1998)
 West, Todd (2000)
 Napoleon, Kalani (2001-02)
 Johnston, Seth (2003-05)
 Lewis, Brett (2006-07)
 Tucker, Travis (2008)
 Payton, Mark (2012-14)
 Clemens, Kody (2016-18)

3 (RETIRED IN 2010)

Harmon, Tommy (1968)
 Chalk, David (1969-72)
 Pape, Kenneth Wayne (1973)
 Moreland, Keith (1974-75)
 Ayers, Joseph Anthony (1976)
 Robertson, Andre (1977-79)
 David, Dean (1980)
 Brumley, Mike (1982-83)
 Westbrook, Elanis R. (1986-87)
 Chimelis, Joel (1988)
 Lowery, David (1989-90)
 Harkrider, Tim (1991-93)
 Byers, MacGregor (1994)
 Harkrider, Kip (1995-97)

4

Aspito, Jason (1998-99)
 Alaniz, Adrian (2005-07)
 Rupp, Cameron (2008-10)

Enderlin, Dennis D. (1968)
 Beard, Mike (1970-71)
 Pyka, Terry Joseph (1972-74)
 Day, Steven Earl (1976-77)
 Tjader, Jim (1979)
 Choate, Milo (1980-82)
 Doughty, Jamie L. (1983-84)
 Parker, Richard A. (1985)
 Lindauer, Doug (1986)
 Crockett, Rusty (1987-88)
 Jones, Lance (1989-90)
 Halter, Shane (1991)
 Gutierrez, Camilo (1997)
 Ivy, Brian (1998)
 Emond, Ben (1999-2000)
 Baker, Kasey (2001)
 Fahey, Brandon (2002)
 Maroul, David (2004)
 Gilfillan, Todd (2005, 07-08)
 Mickan, Morgan (2009)
 Shaw, Collin (2012-15)
 Shaw, Tate (2017-19)
 Ardoin, Silas (2020)

5

Street, James (1968-70)
 Cuellar, Robert (1972, 74)
 Duncan, Douglas Emmett (1974-76)
 Mueller, Steven (1978-80)
 Brumley, Mike (1981)
 Sutton, Johnny (1982-83)
 Harrington, Ty (1986-87)
 Merrell, Greg (1992-93)
 Flores, Jose (1994)
 Byers, MacGregor (1995-96)
 France, Ryan (1999-02)
 Russ, Ryan (2003-04)
 Street, Jordon (2005)
 Demperio, Michael (2007)
 Summers, Christian (2011-12)
 McGuire, Andy (2014-15)
 Reynolds, Ryan (2018-19)

6

Kasper, Dennis Wayne (1968-69)
 Clark, Robert "Bobby" (1973-74)
 Stanridge, Gerald (1978)
 Schmid, Jerry (1979-80)
 Long, Larry (1981)
 Denny, David (1982-85)
 Newkirk, Craig (1987-89)
 Blessing, Chad (1993-95)
 Moore, Jason (1998-99)
 Ferin, Joe (2002-03)
 Hudson, Robby (2004-05)
 Lussion, Kyle (2007-10)
 Weiss, Erich (2011-13)
 Rand, Tyler (2016)
 Petrinsky, DJ (2018-20)

7

Langerhans, John D. (1969-72)
 Burley, Rick (1973-74)
 Bushong, Howard F. (1976)
 Ferguson, Keith Owen (1977)
 Gardenhire, Ron (1978-79)
 Culley, Robert (1980-81)
 Gustafson, Deron (1983)
 Murray, Calvin (1992)
 Taylor, Jerry (1993-95)
 Johnson, David (1997)
 Schumacher, Shawn (1998)
 Anderson, Sam (1999-2001)
 Muegge, Danny (2002-03)
 Prince, Dooley (2004-05)
 Clark, Preston (2006-09)
 Etier, Jordan (2010-12)
 Hall, Weston (2013-14)
 Cantu, Michael (2015-17)
 Hibbeler, Masen (2018-19)
 Hodo III, Douglas (2020)

8

Amos, Patrick John (1970)
 Horne, Donald Curtis (1971)
 Flores, Martin F. (1972-75)
 Stevens, Robert Doyle (1978)
 Chelette, Mark (1978-79)
 Hamer, Mike (1980-81)
 Trent, Mike (1982-83)
 Coolbaugh, Scott (1986-87)
 Tollison, David (1988-90)
 Hendry, Marcus (1993-94)
 Salinas, Trey (1995-96)
 Welch, Justin (1999)
 Rosenberg, Matt (2000-02)
 Thigpen, Curtis (2003-04)
 Maroul, David (2005)
 Fuller, Chais (2006-07)
 Maitland, Tim (2009-11)
 Marlow, Brooks (2012-15)
 Fields, Kamron (2018-20)

9

Amos, Patrick John (1968-69)
 Pape, Kenneth Wayne (1972)
 Stouffer, Blair Todd (1974-75)
 Thompson, M.S. "Rocky" (1976-77)
 Thompson, Robert E. (1978)
 Salazar, Terrell (1978-79)
 Campbell, Chris (1980-81)
 Robertson, Harlan (1982)
 Brown, Alan W. (1983)
 Byers, Robby Marshall (1985-86)
 Tumey, Wes (1987)
 McGee, Thomas (1988)
 King, Clay (1989-92)
 Heinrich, Steve (1993-94)
 Randolph, Stephen (1995)
 Braswell, Sean (1996)
 Rummfield, Brock (1997)
 Johnson, Kade (1998)
 Leone, Dax (1999)
 Quintanilla, Omar (2001)

Merle, Jesen (2002-03)
 Van Hook, Clay (2005-07)
 Torres, Michael (2008-09)
 Shepard, Tant (2010-11)
 Maitland, Tim (2012)
 Hinojosa, C.J (2013-15)

10

Salazar, Natividad (1968-71)
 Roznovsky, Ronald Louis (1972-73)
 Pounds, Russell David (1975)
 Jones, Jerry D. (1977)
 Shannon, Kevin M. (1978-80)
 Uresti, Rusty (1982)
 Loy, Darren (1983-84)
 Krippner, Curt L. (1985-87)
 Dressendorfer, Kirk (1988-90)
 Haskins, Dean (1991-92)
 Gardere, Peter (1993)
 Martinez, Roger (1994)
 Edelstein, Chris (1996-98)
 Woodward, Steve (1999)
 Clark, Ray (2000-02)
 LeCure, Sam (2003-04)
 Suttle, Bradley (2006-07)
 Rowe, Connor (2009-10)
 Loy, Brandon (2011)
 Baker, Joe (2018)
 Reagan, Bryce (2019)

11

Fell, Douglass Kirk (1968-69)
 Erskine, Garry Wayne (1971)
 Peterson, Gary Stephen (1973)
 Kearney, Robert Henry (1977)
 Ferguson, Keith Owen (1978-79)
 Livermore, Mike (1981-82)
 Simon, Mike (1983-85)
 Haney, Todd (1986-87)
 Dare, Brian (1989-90)
 Cox, Chris (1991)
 Larkin, Stephen (1992-94)
 Escamilla, Roman (1995-96)
 Simpson, Matt (1997-98)
 Houser, Chris (1999-2000)
 Sultemeier, Eric (2002-03)
 Harris, Hunter (2004, 06)
 Boes, Jeff (2007)
 Loy, Brandon (2009-10)
 Silver, Alex (2011-14)
 Jones, Travis (2015-17)
 Ellis, Duke (2018-20)



ALL-TIME JERSEY NUMBERS

Since 1968 (Lettermen Only)

12

Hall, David Hestand (1968-70)
 Brown, James Ray (1972, 74)
 Stramp, William Robert (1976)
 Wendlandt, Ted L. (1977-78)
 Goldthorn, Burk (1980-81)
 Hearron, Jeff (1982-83)
 Davis, Tim (1987)
 Prather, Jon (1988-89)
 Belk, Tim (1991)
 Morenz, Shea (1993-95)
 Cridland, Mark (1997-98)
 Pumo, Mike (1999-2000)
 Ripper, Stephen (2003)
 Workman, Brandon (2008-10)
 Felts, Jacob (2011-14)
 Baker, Joe (2015-16)

13

Miller, Emmett Jackson "Jack" (1968-70)
 Ball, Thomas Henry (1972-74)
 Lloyd, Quin (1979-80)
 Reynolds, Mark (1981-82)
 Ray, Lewis E. "Bud" (1983)
 Vondemkamp, Scott A. (1985)
 Johnson, Brian (1986-88)
 Harden, Curry (1988-90)
 Prather, Mark (1992-93)
 Peters, Brannon (1994)
 Layne, Jason (1995)
 Munroe, Jim (1998-99)
 Brooks, Ryan (2000-01)
 Stubbs, Drew (2004-06)
 Belt, Brandon (2008-09)
 Bellow, Kirby (2011-13)
 Schimpf, Tyler (2015, 17)
 Elder, Bryce (2018-20)

14

Crenshaw, Charlie E. (1971-73)
 Griffin, Marcus Ray (1975-76)
 Getter, Russell Martin (1977-78)
 Venner, Gary (1979)
 Killingsworth, Kirk (1981-83)
 Oertli, Charles H. (1985-86)
 Patrick, Mike (1987-88)
 Luce, Roger J. (1990-91)
 Hickman, Braxton (1992-93)
 Peoples, Danny (1994-96)
 Hollimon, Michael (2002-03)
 Parigi, Joey (2006)
 Moldenhauer, Russell (2007-08)
 Lussion, Kevin (2009-12)
 Johnson, Ben (2013-15)
 Ridgeway, Beau (2016-19)
 Stehly, Murphy (2020)

15

Magro, Dennis George (1971-72)
 Kainer, Donald Wayne (1975-77)
 Burrows, Burton Kelly (1978-79)
 Zatopek, Michael (1980-81)
 Hodo, Doug (1983-86)
 Johnson, Dodd W. (1985)
 Bell, Lenny (1987)
 Jensen, John (1988)
 Pate, Kevin (1989-90)
 Conway, Jeff (1993-94)
 Loeffler, Brett (1995-98)
 Todd, Clark (2000-01)
 Beamon, Calvin (2005)
 Danks, Jordan (2006-08)
 Moldenhauer, Russell (2009-10)
 Payton, Mark (2011)
 Peters, Justin (2012, 2014)
 Dunbar, Eric (2016)
 Powell, Peyton (2020)

16

Crouch, James W. (1970-71)
 Clancy, Steve Michael (1972-73)
 Ray, Terry Don (1975)
 Heuck, Robert Franklin (1976-77)
 Laufer, Douglas (1980)
 George, Scott (1986)
 Hotz, Todd (1989-90)
 Vaught, Jay (1991-94)
 O'Dell, Jake (1995-96)

17

Hardy, Larry (1968-70)
 Grubbs, Zane (1972-73)
 Proske, Charles F. (1975-77)
 Arnold, Tony Dale (1978-79, 81)
 Moses, Johnny (1980)
 Hengst, Lanny (1985)
 Koenig, Eric (1986)
 Cherrone, Paul (1990-91)
 Hinojosa, JoJo (1993-96)
 Zamarripa, Tony (1997)
 Hale, Beau (1998-2000)
 Howell, J.P. (2003-04)
 Prince, Josh (2007)
 Etier, Jordan (2009)
 Urban, Josh (2010-13)
 Boswell, Bret (2015-17)
 O'Donnell, Nico (2018-19)
 Duplantier II, Andre (2020)

19

Horton, Larry Elwood (1968-69)
 Berryhill, Bill Hall (1971-73)
 Shaeffer, Robert Keith (1977)
 Creel, Steven Keith (1978-80)
 Capel, Mike (1982-83)
 Pena, Daniel, Jr. (1985-86)
 Seale, Jeff A. (1990)
 Porterfield, Brad (1991)
 Tipton, Kenny (1993)
 Zamarripa, Tony (1996)

Jones, D.J. (1999-2000)
 Romprey, Eddie (2001)
 Russell, Kyle (2006-08)
 Stafford, Sam (2009-12)
 Mayes, Connor (2015-17)
 Diaz, Donny (2020)

20 (RETIRED IN 2009)

Hooton, Burt (1969-71)
 Hibbett, Wendell (1975-77)
 Acker, James J. (1978-80)
 Phillips, Wade (1983-84, 86)
 Johnson, Brian (1987-88)
 Pettit, Doug (1989-92)
 Duke, Jason (1995)
 Leon, Scott (1996)
 Lambin, Chase (2001)
 Johnston, Seth (2002)
 Harris, Hunter (2007-08)

21 (RETIRED IN 1993 & 2009)

Rothe, Walter S. (1970-71)
 Gideon, Jim (1973-75)
 Wright, Terry Kem (1976-79)
 Withrow, Michael (1980-81)
 Clemens, Roger (1982-83)
 Swindell, Greg (1984-86)
 Cantu, Steve (1987-88)
 Reynolds, Shane (1989)
 Pedraza, Rodney (1990-91)
 Kjos, Ryan (1992-93)

22

Peebles, Michael Allen (1968)
 Harmon, Tommy (1969-70)
 Nicholson, Samuel (1972)
 Reichenbach, Mickey (1974-77)
 Wright, J. Ricky (1978-79)
 Reynolds, Tim (1981-82)
 Boudreaux, Eric A. (1983-84)
 Harris, James (1985)
 Watson, Preston (1988)
 Pedraza, Rodney (1989)

23 (RETIRED IN 2009)

Peschel, Randal C. (1968-69)
 Brizzolara, Anthony J. (1976-77)
 Seiler, David (1980-81)
 Konderla, Mike (1982)
 Labay, Steve (1983-84)
 Garner, Kevin W. (1985-87)
 Smith, Mark (1989-90)
 Kieschnick, Brooks (1991-93)
 Weaver, Rad (1995-98)
 Majewski, Dustin (2002-03)
 McCulloch, Kyle (2004-06)
 Stubbs, Clint (2007)

24

Thompson, Patrick D. (1970-71)
 McCutchin, James L. "Jim" (1972)
 Wortham, Richard (1973-76)
 Gleaton, Jerry Don (1978-79)
 Day, Randall (1981-82)
 Tolentino, Jose (1983)

Richards, Rusty (1984-86)
 Spurck, Todd (1992-93)
 Fredrickson, Scott (1990)
 Morland, Mike J. (1991)
 Barker, Donny (1996)
 Richardson, Corey (1998)
 Baker, Robby (1999)
 Tomlinson, Eric (2000)
 Montes, Albert (2001)
 Quintanilla, Omar (2002-03)
 Herrera, Bryan (2005-06)
 Tucker, Travis (2007)
 Green, Cole (2008-11)
 French, Parker (2012-15)
 Shugart, Chase (2016-18)

25 (RETIRED IN 2009 & 2020)

Salmon, Gene McNeil (1969)
 Bradley, James Richard (1974-75)
 Pagel, Karl Douglas (1976)
 Moody, Dan Frazier (1977-78)
 Schiraldi, Calvin (1981-83)
 Wrzesinski, David R. (1985)
 Searcy, Jay Kirk (1986)
 Bryant, Scott (1987-89)
 Pugh, Scott L. (1990-91)
 Lummus, Mark (1993-94)
 Hart, Joey (1997)
 Kautsch, Curt (1998-99)
 Street, Huston (2002-04)
 Bishop, Drew (2007-08)

26

Abbe, Chris (1991-92)
 French, Eric (1995-97)
 Rosenberg, Matt (1999)
 Jordan, Brantley (2001-03)
 Crouch, Will (2004-05)
 Walker, Kyle (2006-08)
 Jungmann, Taylor (2009-11)

27

Anderson, Michael Dean (1975)
 Walker, William Keith (1978-79)
 Cook, Dennis (1984-85)
 DeVincentis, Nick (1988-89)
 Dickens, John (1992)
 Senterfitt, Mark (1993, 95)
 Speerstra, Chris (1997)
 Thigpen, Curtis (2002)
 Street, Justin (2007-08)
 Harris, Hunter (2009)
 Nuncio, Keifer (2010-11)
 Duke, Travis (2013-16)
 Henley, Blair (2017-19)

28

Richards, Randy (1980-82)
 Poehl, Michael W. (1985)
 Bradley, Mike (1987-88, 90)
 Randle, Zach (1994)
 McKinney, Brian (1995)
 Cox, Jason (1998-99)
 McGough, Tim (2001-02)
 Gallenkamp, Zach (2003, 05-06)



ALL-TIME JERSEY NUMBERS

Since 1968 (Lettermen Only)

McCrory, Pat (2007-08)
Dicharry, Austin (2009-12)
Goins, Blake (2014-15)
Ford, Lance (2019)

29

Moore, Frosty Doyle R. (1974-75)
Wieruscheske, Hollis (1978)
Nixon, Rick G. (1980)
Machin, John (1981)
Ruffin, Bruce (1983, 85)
Suggs, Terry (1987)
Selensky, Brian (1992)
Kjos, Ryan (1994-95)
Klam, Josef (1996)
Sultemeier, Eric (2001)
Bomer, Alan (2002)
Incaviglia, Thomas (2005)
Posey, Alex (2007)
Keyes, Kevin (2009-10)
Knebel, Corey (2011-13)
Malmin, Jon (2014-17)
Pappas, George (2018)

30

Mike Sweeney (1970)
Moreland, Keith (1973)
Abernathy, Charles (1991-92)
Davis, Blake (1996)
Starcich, Brian (1997-98)
Hild, Scott (1999)
Simmons, Justin (2001-04)
Kasperek, Kenn (2005-06, 08)
Steinhagen, Landon (2012-13)
Sawyer, Josh (2014-16, 2018)
Kennedy, Eric (2019-20)

31

Cisarik, James Allen (1978, 80)
Dophied, Tracy (1981-82)
Petkovsek, Mark (1985-87)
Stone, Eric (1988)
Gaskill, Chris (1989-92)
Cravey, Brian (1993-95)
Lopez, Joe Luis (1996)
Dunn, Scott (1997-99)
Carmichael, Chris (2000, 02)
Teagarden, Taylor (2003-05)
Russell, James (2007)
Ruffin, Chance (2008-10)
Hollingsworth, Chad (2013-15)

32

Cisarik, Brian (1986-88)
Dorsey, Shannon (1989, 91-92)
Seibel, Phil (1998-2000)
Neuman, Chris (2001-02)
Smith, Josh (2003)
Kainer, Carson (2004-06)
Carrillo, Kendal (2009-11)
Peters, Dillon (2012-14)
Kennedy, Nick (2017)
Verplank, Bryce (2018)
Madden, Ty (2020)

33

Simon, Mike (1981-82)
Morton, John (1987)
Secrist, Reed (1991)
Hillman, Greg (1992-93)
Kiemsteadt, Clint (1995-97)
Kolbach, Mike (1998)
Thames, Charlie (2000)
Johnson, Drew (2004)
Walsh, Jonathan (2010-12)
Montalbano, Jeremy (2013-14)
Mathis, Patrick (2015-17)
Bocchi, Matteo (2018-19)
Hansen, Pete (2020)

34

Tompkins, Jimmy D. (1980-81)
Butcher, Arthur (1988-89)
Walker, Johnny (1990)
Juergens-Danhof, James (1993)
Frizzell, Kevin (2000-03)
Wheeless, Chance (2004-07)
Thomas, Stayton (2008-11)
Moynihan, Matt (2013)
Schiraldi, Lukas (2014)
Johnston, Kyle (2015-17)
Quintanilla, Cole (2019-20)

35

Behnsch, Bobby Vincent (1985-86)
Turner, Trent (1987, 90)
Webb, J.P. (1993-95)
Layne, Jason (1996)
Halsey, Brad (2002)
Landfair, Pack (2003-05)
Shinaberry, Keith (2006-09)
Montalbano, Paul (2010-11)
Carter, Madison (2013-14)
Wellmann, Blake (2016)
Stevens, Tristan (2018-20)

36

Gauntt, Robert (1983)
Ray, Lewis E. "Bud" (1985)
Ray, Dale (1987)
Toledo, Eddie (1988-89)
Morland, Mike J. (1990)
Harrison, Scott (1991-92)
Adare, Kendal (1996-97)
Braswell, Sean (1999)
Simpson, Gerrit (2001)
Boone, Randy (2004-07)
Shepherd, Tant (2008-09)
Thornhill, Nathan (2011-14)
Gauntt, Turner (2019)

37

Koppe, Clint (1994)
Clements, Kelly (1995-97)
Crosta, Nic (2002)
Newton, Tyler (2006-07)
Reynolds, Ryan (2017)
Whelan, Matt (2018-19)

38

Dare, Brian (1988)
Baskin, C.L. (1993)
Culbreth, Ty (2013-16)
Neely, Jack (2019)

39

Johnson, Scott (1991-92)
Hubele, Ryan (2000-02)
Yates, Kyle (2004)
Hernandez, David (2008-09)
Kephart, Lucas (2011)
Kubichek, Kolby (2019-20)

40

Duke, Darrick (1993)
Brydson, Brandon (1994)
Powell, Dax (1996)
Ontiveros, Jeff (1999-2002)
Boening, Riley (2006, 08)
Stell, Taylor (2012-13, 15)
McCann, Michael (2017-19)

41

Smith, Chad (1992-94, 96)
Espineli, Eugene (2001-03)
Woody, Erik (2008)
Milner, Hoby (2010-12)
Cooper, Morgan (2014-17)

42

Harden, Curry (1987)
Purvis, John Michael (1990)
Turman, Troy (1992)
Smart, J.D. (1993-95)
Barker, Donny (1998)
Dodge, Scott (2003)
Marsh, Patrick (2010-13)
Clemens, Kacy (2014-17)
Fearon, Chris (2018)
Merryman, Dawson (2020)

43

Keyes, Kevin (2008)
Fondren, Robert (2009)
Curtiss, John (2012, 2014)
McGuire, Andy (2018)
Geib, Peter (2019)

44

Ahrens, Troy (1994-95)
Halter, Frank (1998)
King, Ben (2001-02)
Cox, J. Brent (2003-05)
Wood, Austin (2006-09)
Todd, Austin (2017-20)

45

Gonzales, Arnold (1998)
Freytag, Dylan (2000-01)
Gonzalez, Ruben (2003-04)
Gonzalez, Hondo (2006)
Kaplan, Ben (2009-10)
Martin, Grant (2012-15)
Kingham, Nolan (2016-18)
Cobb, Coy (2019-20)

46

Edelstein, Chris (1995)
Cody, Buck (2002-05)
Krebs, Joseph (2006-07)
Wilcox, Hunter (2009-12)
Barton, James (2013-16)
Ivey, Brandon (2018-19)

47

Stewart, Clayton (2005)
Gottsacker, Mark (2013)
Walbridge, Sam (2020)

48

Reininger, J.D. (2002-04)
Reese, Andy (2008)
Marlow, Ty (2013, 15)
Peter, Caston (2019)

49

Robinson, Parker Joe (2017-18)

50

Gurwitz, Zane (2014-17)

51

McKenzie, Jake (2015-18)
Meaney, Owen (2019)

52

Zubia, Zach (2018-20)

53

Bellow, Kirby (2015)

55

Bertelson, Sam (2018-19)
Williams, Cam (2020)


57

McKirahan, Andrew (2009-11)

58

Bryant, Mason (2019)





2021 BASEBALL SCHEDULE

FEBRUARY

STATE FARM COLLEGE BASEBALL SHOWDOWN

19	FRI.	MISSISSIPPI STATE ARLINGTON, TEXAS	11 AM
20	SAT.	ARKANSAS ARLINGTON, TEXAS	7 PM
21	SUN.	OLE MISS ARLINGTON, TEXAS	3 PM

24	WED.	BYU	6:30 PM
25	THU.	BYU	6:30 PM
26	FRI.	BYU	6:30 PM
27	SAT.	BYU	2:30 PM

MARCH

2	TUE.	TEXAS A&M - CORPUS CHRISTI	6:30 PM
3	WED.	TEXAS STATE SAN MARCOS, TEXAS	6 PM
5	FRI.	HOUSTON HOUSTON, TEXAS	6:30 PM
6	SAT.	HOUSTON HOUSTON, TEXAS	2 PM
7	SUN.	HOUSTON HOUSTON, TEXAS	NOON
9	TUE.	SAM HOUSTON STATE	6:30 PM
12	FRI.	SOUTH CAROLINA	6:30 PM
13	SAT.	SOUTH CAROLINA	6 PM
14	SUN.	SOUTH CAROLINA	11 AM
16	TUE.	UTRGV	6:30 PM
19	FRI.	BAYLOR WACO, TEXAS	6:30 PM
20	SAT.	BAYLOR WACO, TEXAS	3 PM
21	SUN.	BAYLOR WACO, TEXAS	1 PM
23	TUE.	INCARNATE WORD	6:30 PM
26	FRI.	OKLAHOMA*	7 PM
27	SAT.	OKLAHOMA*	5:30 PM
28	SUN.	OKLAHOMA*	1 PM
30	TUE.	TEXAS A&M COLLEGE STATION, TEXAS	6 PM

APRIL

1	THU.	KANSAS* LAWRENCE, KAN.	6 PM
2	FRI.	KANSAS* LAWRENCE, KAN.	6 PM
3	SAT.	KANSAS* LAWRENCE, KAN.	1 PM
6	TUE.	TEXAS A&M - CORPUS CHRISTI	6:30 PM
7	WED.	STEPHEN F. AUSTIN	6:30 PM

9	FRI.	KANSAS STATE*	6:30 PM
10	SAT.	KANSAS STATE*	2:30 PM
11	SUN.	KANSAS STATE*	1 PM
13	TUE.	NEVADA	6:30 PM
14	WED.	NEVADA	6:30 PM
16	FRI.	ABILENE CHRISTIAN	6:30 PM
17	SAT.	ABILENE CHRISTIAN	2:30 PM
18	SUN.	ABILENE CHRISTIAN	1 PM
20	TUE.	TEXAS STATE SAN MARCOS, TEXAS	6 PM
23	FRI.	OKLAHOMA STATE* STILLWATER, OKLA.	6 PM
24	SAT.	OKLAHOMA STATE* STILLWATER, OKLA.	6 PM
25	SUN.	OKLAHOMA STATE* STILLWATER, OKLA.	1 PM
27	TUE.	INCARNATE WORD	6:30 PM
30	FRI.	TEXAS TECH*	7 PM

PRESENTED BY UFCU

MAY

1	SAT.	TEXAS TECH*	2:30 PM
PRESENTED BY TEXAS DISPOSAL SYSTEMS			
2	SUN.	TEXAS TECH*	2:30 PM
4	TUE.	TEXAS STATE	6:30 PM
7	FRI.	TCU* FORT WORTH, TEXAS	6:30 PM
8	SAT.	TCU* FORT WORTH, TEXAS	4 PM
9	SUN.	TCU* FORT WORTH, TEXAS	1 PM
11	TUE.	TEXAS SOUTHERN	6:30 PM
18	TUE.	RICE	6:30 PM
PRESENTED BY AT&T			
20	THU.	WEST VIRGINIA*	6:30 PM
21	FRI.	WEST VIRGINIA*	6:30 PM
22	SAT.	WEST VIRGINIA*	2:30 PM

PRESENTED BY ST. DAVID'S HEALTHCARE

MAY 26-30 | **BIG 12 CHAMPIONSHIP** | OKLAHOMA CITY, OK.
 MAY 4-7 | **NCAA REGIONALS**
 JUNE 11-14 | **NCAA SUPER REGIONALS**
 JUNE 18-29/30 | **COLLEGE WORLD SERIES**
 HOME GAMES | AWAY/NEUTRAL GAMES | *BIG 12 CONFERENCE GAME
 ALL DATES ARE SUBJECT TO CHANGE | VISIT TEXASSPORTS.COM FOR UPDATES




2021 TEXAS LONGHORNS BASEBALL




0 TREY FALTINE
INF R/R 6-2 195 R-Fr.
Richmond, Texas



4 SILAS ARDOIN
C R/R 5-11 200 Fr.
Moss Bluff, La.



5 MIKE ANTICO
OF L/R 5-10 200 R-Sr.
Colts Neck, N.J.




6 DJ PETRUSKY
C R/R 6-0 185 R-Sr.
Magnolia, Texas




7 DOUGLAS HODO III
OF R/R 6-0 188 R-Fr.
Boerne, Texas



8 DYLAN CAMPBELL
RHP R/R 6-2 210 Fr.
Houston, Texas



10 WILL SWOPE
RHP R/R 6-2 210 R-Fr.
The Woodlands, Texas



11 TANNER WITT
RHPINF R/R 6-5 200 Fr.
Houston, Texas




13 LUCAS GORDON
LHP/L 6-1 190 Fr.
Los Angeles, Calif.




14 MURPHY STEHLY
INF R/R 5-10 190 R-Jr.
Carlsbad, Calif.



15 PEYTON POWELL
C L/R 6-1 185 R-Fr.
Robinson, Texas




17 IVAN MELEDEZ
INF R/R 6-3 225 R-Sr.
El Paso, Texas



19 MITCHELL DALY
INF R/R 6-1 180 Fr.
Madison, Ala.



24 CHASE LUMMUS
LHP L/L 6-1 205 R-Fr.
Godley, Texas




27 KOLBY KUBICHEK
RHP R/R 6-0 180 R-Sr.
Bryan, Texas




28 LANCE FORD
INF L/R 5-10 180 R-Sr.
Kerrville, Texas




29 CAM CONSTANTINE
C R/R 6-0 190 R-Fr.
McKinney, Texas




30 ERIC KENNEDY
OF L/R 5-11 200 R-Sr.
Tampa, Fla.



31 REID TAYLOR
RHP L/R 6-2 210 Fr.
Woden, Texas




32 TY MADDEN
RHP R/R 6-3 225 R-Sr.
Cypress, Texas



33 PETE HANSEN
LHP R/L 6-2 200 R-Fr. E
Dorado Hills, Calif.




34 COLE QUINTANILLA
RHP R/R 6-5 225 R-Sr.
Cedar Park, Texas



35 TRISTAN STEVENS
RHP R/R 6-2 200 R-Jr.
Springfield, Mo.



38 CADEN NOAH
LHP L/L 5-10 187 Fr.
Longview, Texas



39 TRAVIS STEHLE
RHP R/R 6-0 185 Fr.
San Antonio, Texas



40 AUSTIN WALLACE
LHP L/L 6-4 220 R-Fr.
Flower Mound, Texas



41 AARON NIXON
RHPINF R/R 6-1 200 Fr.
McAllen, Texas




42 DAWSON MERRYMAN
RHP R/R 6-1 220 R-Sr.
Greenwood, Texas



43 PETER GEIB
INF R/R 6-2 215 R-Sr.
Houston, Texas



44 AUSTIN TODD
OF R/R 6-1 190 R-Sr.
Round Rock, Texas




45 COY COBB
RHP R/R 6-4 195 R-Sr.
Katy, Texas



46 PALMER WENZEL
RHP R/R 6-1 185 R-Sr.
McKinney, Texas



47 SAM WALBRIDGE
LHP L/L 6-5 200 R-Fr.
San Antonio, Texas



48 GASTON PETER
C R/R 6-0 205 R-Sr.
Houston, Texas




49 JARED SOUTHARD
RHP R/R 6-2 220 R-Fr.
Leander, Texas




51 DALTON PORTER
OF L/L 6-0 180 Fr.
Leander, Texas



52 ZACH ZUBIA
INF R/R 6-4 230 R-Jr.
Richmond, Texas



54 DREW SHIFFLET
RHP R/R 6-0 200 R-Sr.
Woden, Texas



55 CAM WILLIAMS
INF R/R 6-2 185 R-Jr.
Odessa, Fla.



56 JUSTIN ECKHARDT
RHP R/R 6-2 200 R-Fr.
Sealy, Texas



57 LEBARRON JOHNSON, JR.
RHP R/R 6-4 200 Fr.
Jacksonville, Fla.



58 MASON BRYANT
RHP R/R 6-5 220 R-Sr.
Austin, Texas



88 ANDRE DUPLANTIER II
RHPINF R/R 6-2 205 R-Fr.
Humble, Texas

