



RECORD BOOK
BALL STATE MEN'S BASKETBALL

CHAMPIONSHIP TEAMS



7 **Mid-American Conference
Tournament
Championships**
(most of any MAC team)

5 **Mid-American Conference
Regular Season
Championships**

7 **Mid-American Conference
West Division
Championships**



MAC Regular Season & Tournament Champions
20-10 (10-6 MAC) • NCAA Tournament

First Row (left to right): Al Gooden, Jeff Williams, George Bradley, Clement Murrell, Mark Thurston and John Williams. Second Row: Ray McCallum, Rick Hampton, Jeff Parker, student assistant Mike Drews, Bob Albertson, C.C. Fullove and Jeff Furlin. Third Row: Head coach Steve Yoder, assistant coach Al Brown, assistant coach Brad McNulty, student manager Al Scott, student manager Tom Brokaw and trainer Dan Vogelgesang.



MAC Regular Season Champions
17-11 (12-4 MAC)

First Row (left to right): Ray McCallum, John Williams, Bob Albertson, Jeff Parker, C.C. Fullove and Rick Hampton. Second Row: Mike Chesser, Marcus Lacey, Jon Carmichael, Jon Mansbury, David Scott, Mark Jahns and Jeff Furlin. Third Row: Head coach Steve Yoder, assistant coach Rick Bowen, assistant coach Brad McNulty, Maurice Womack, Larry Jones, athletics trainer Don Vogelgesang, student manager Al Scott and student manager Tom Brokaw.



MAC Tournament Champions
21-10 (11-7 MAC) • NCAA Tournament

First Row (left to right): David Eha, student managers Steve Patterson and Brian West, athletics trainer Tony Cox, head coach Al Brown, associate coach Bill Hahn, assistant coach Leonard Drake, graduate assistant Steve Peter and Charles Smith. Second Row: Derrick Wesley, Rob Kamiak, Marx Clark, Dan Palombizio, John Whittington, Steve Dziatczak, Jeff Foresman, Rick Hall, Jon Luedke, Rick Rowray, Ron Peters, Larry Reed and Chris Shelton.



MAC Regular Season & Tournament Champions
29-3 (14-2 MAC) • NCAA Tournament (Second Round)

First Row (left to right): Mike Spicer, Rodney Haynes, Mike Giunta, Keith Stalling, Rick Hall, Shawn Parrish, Scott Nichols, Dave Barber and Billy Butts. Second Row: Tutorial coordinator Bruce Bohlander, athletics trainer Tony Cox, associate head coach Dick Hunsaker, head coach Rick Majerus, Paris McCurdy, Tom Ahaus, Roman Muller, Curtis Kidd, Greg Miller, associate coach Leonard Drake, graduate assistant coach Tim Hopfensperger, volunteer coach Kirk Earlywine and student manager Tim Tummers.

CHAMPIONSHIP TEAMS



**MAC Regular Season & Tournament Champions
26-7 (13-3 MAC) • NCAA Tournament (Sweet 16)**

First Row (left to right): Billy Butts, Mike Giunta, Scott Nichols, Roman Muller and Mike Spicer. Second Row: David Barber, Rodney Haynes, Shawn Parrish, Curtis Kidd, Keith Stalling, Greg Miller and Paris McCurdy. Third Row: Mike Mahan, Bruce Bohlander, Tim Tummers, Chandler Thompson, Emanuel Cross, assistant coaches Ron Hecklinski, Leonard Drake, Mark Hardwick, Vince Bertram and Larry Eustachy, athletics trainer Tony Cox and head coach Dick Hunsaker.



**MAC Regular Season & Tournament Champions
26-8 (14-4 MAC) • NCAA Tournament**

First Row (left to right): Jamie Matthews, Rodney Holmes, Quentin Benson, Matt Winders, David Hall, Jeremy Crittendon, Jeermal Sylvester, Markee James and Mark Hardwick. Second Row: Head coach Dick Hunsaker, assistant coach Leonard Drake, assistant coach Greg Miller, Steve Turner, Bill Gillis, David Broz, Steve Payne, assistant coach Ron Hecklinski, Eric Foster and athletics trainer Tony Cox.



**MAC Tournament Champions
19-11 (11-7 MAC) • NCAA Tournament**

First Row (left to right): Bonzi Wells, Marcus Norris, LaSalle Thompson, Randy Zachary, Charles Smith and DeWayne Rogers. Second Row: Assistant coach Butch McClintock, assistant coach Tracy Dildy, Steve Smith, Amos Gregory, Steve Payne, Ryan Reed, head coach Ray McCallum and assistant coach Tim Buckley.



**MAC West Division Champions
21-8 (14-4 MAC) • NIT**

First Row (left to right): Student managers Jeremy Davies and Andy Zickgraf, Mitch Hankins, Ryan Reed, Charles Smith, Bonzi Wells, Doug Clark, Mickey Hosier, Duane Clemens and student manager Brett Eltzroth. Second Row: Athletics trainer Tony Cox, equipment manager Dave Plum, assistant coach Jerry Francis, Nick Wise, Jermaine Blackwell, Wayne Johnson, Marcus Mason, Lamont Roland, Jerome Davis, assistant coach Tim Buckley, assistant coach Artie Pepelea and head coach Ray McCallum.



**MAC West Division & Tournament Champions
22-9 (11-7 MAC) • NCAA Tournament**

First Row (left to right): Manager Nick Middleton, Mark Farris, Shane Franks, Rob Robbins, Patrick Jackson, Duane Clemens, Mickey Hosier, Cedric Moodie, Josh Murray and manager Steve Farmer. Second Row: Head coach Ray McCallum, equipment manager Dave Plum, assistant coaches Scot Bunnell and Jerry Francis, David Galley, Brian Burns, Lonnie Jones, Corey Harris, Theron Smith, assistant coach John Fitzpatrick, manager Brendan Kirsch, athletics trainer Tony Cox and student trainer Chester Coon.



**MAC West Division Champions
23-12 (12-6 MAC) • NIT (Quarterfinals)**

First Row (left to right): Mark Farris, Zach Willingham, Matt McCollom, Rob Robbins, Patrick Jackson, Billy Lynch, Chris Williams, Michael Bennett and Gabe Miller. Second Row: Head coach Tim Buckley, assistant coach Scot Bunnell, student manager Chris Ulm, student athletics trainer Blair Unruh, Rob Owens, Theron Smith, Lonnie Jones, Brian Burns, Scott Bushong, student manager Brady Days, administrative assistant Brent Bond, athletics trainer Tony Cox, assistant coach Tracy Webster and assistant coach Angres Thorpe.

CHAMPIONSHIP TEAMS



**MAC West Division Champions
14-17 (7-9 MAC)**

First Row (left to right): Eric Wormely, Anthony Newell, Brandon Lampley, Laron Frazier, Rob Giles, Malik Perry and Mo Hubbard. Second Row: Director of basketball operations Matt Laur, Terrence Watons, assistant coach Jay Newberry, head coach Billy Taylor, assistant coaches Bob Simmons and Joseph Price and athletics trainer Troy Hershman. Third Row: Othello Banaci, Randy Davis, Joey Clawson, Jarrod Jones, Zach Fields, Pierre Sneed and Brawley Chisholm.



**MAC West Division Champions
21-14 (10-8 MAC) • CIT (Quarterfinals)**

First Row (left to right): Naiel Smith, Francis Kiapway, Kaleb Mallory, Jeremiah Davis, Tayler Persons, Jeremie Tyler, Josh Thompson. Second Row: Trey Moses, Rocco Belcaster, Bo Calhoun, Bik Gill, Nate Wells, Sean Sellers, Tahjai Teague, Ryan Weber, Franko House. Staff: Head coach James Whitford; associate head coach Jason Grunkemeyer; assistant Brian Thornton, assistant coach Danny Peters.



**MAC West Division Champions
21-13 (11-7 MAC) • CIT**

First Row (left to right): Josh Thompson, Tayler Persons, Francis Kiapway, Kaleb Mallory, Ryan Weber, Franko House, Sean Sellers, Jeremie Tyler, Jontrell Walker, Kyle Mallers. Second Row: Head coach James Whitford, director of basketball operations Walter Offutt, assistant coach Danny Peters, associate head coach Jason Grunkemeyer, assistant coach Brian Thornton, Trey Moses, DouDou Gueye, Tahjai Teague, Zach Hollywood, graduate manager Kindon Crowder, graduate manager Nick Felhaber, strength and conditioning coach Jason Roberson, athletic trainer Troy Hershman.



**MAC West Division Champions
18-13 (11-7 MAC)**


First Row (left to right): Luke Bumbalough, Ishmael El-Amin, K.J. Walton, Josh Thompson, Jarron Coleman, Lucas Kroft. Second Row: Brachen Hazen, Ben Hendriks, Miryne Thomas, Blake Huggins, Tahjai Teague, Zach Gunn, Kyle Mallers, Kani Acree. Staff: Head coach James Whitford, associate head coach Jason Grunkemeyer, assistant coach Ben Botts, assistant coach Matt Crenshaw, director of basketball operations Kindon Crowder.



Ray McCallum cuts down the nets after BSU wins its second straight MAC regular season championship in 1982.



The Cardinals hoist the trophy after winning the 2000 MAC Tournament in Cleveland, Ohio.

RETIRED NUMBERS**Ray McCallum | 10**

McCallum graduated as the all-time leading scorer in both Ball State and Mid-American Conference history. He led Ball State to its first-ever MAC championships in 1981 and 1982 and helped the Cardinals to the 1981 MAC Tournament championship and BSU's first-ever bid into the NCAA Tournament. McCallum was named the recipient of the Frances Pomeroy Naismith-Basketball Hall of Fame Award as the nation's outstanding senior collegiate basketball player under 6-feet tall. He was the MAC's Most Valuable Player in 1983 after earning all-conference first-team honors three times and being named the league's Freshman of the Year in 1980.


**Bonzi Wells | 42**

Bonzi Wells completed his career as the Mid-American Conference's all-time leader in points and steals. He completed scored 2,485 points to surpass Ron Harper of Miami University (2,377). Wells' 347 steals were the second-most in NCAA history behind only Eric Murdock of Providence (376) from 1987-91. As a senior, Wells was named to the Basketball Weekly All-America First Team and the Associated Press All-America Third Team. He was the MAC Player of the Year in 1995-96 and 1997-98 after earning the league's Freshman of the Year award in 1994-95. Wells was selected with the 11th pick in the first round of the 1998 NBA Draft by the Detroit Pistons.

**Morry Mannies | 56**

Mannies served as the radio "Voice of the Cardinals" for 56 years. He began as an 18-year-old student with Ball State's football season opener against Hanover and concluded his career in March 2012 at the MAC Basketball Tournament. Mannies covered more than 5,500 Ball State and high school football and basketball games. He was inducted into the Ball State Athletics Hall of Fame, Delaware County Hall of Fame, MAC Hall of Fame, Indiana Sportswriters and Sportscasters Association Hall of Fame, Indiana Basketball Hall of Fame and Indiana Broadcasters Association Hall of Fame.

SIGNATURE MOMENTS



'89 NCAA First

Ball State won its first NCAA Tournament game in 1989 when the ninth-seeded Cardinals knocked off No. 8 seed Pittsburgh 68-64 in a first-round game at the Hoosier Dome in Indianapolis. BSU then put up a strong fight against No. 1 seed Illinois in the second round, falling 72-60 to a Fighting Illini team that went on to reach the Final Four. The tournament appearance capped a remarkable season that saw Rick Majerus' Cardinals finish 29-3 (14-2 MAC) and win conference regular season and tournament championships. Ball State was ranked No. 18 nationally in the season's final AP Poll.


Shawn Parrish defends against Pittsburgh in the first round of the 1989 NCAA Tournament.

How Sweet It Was in '90

Ball State won its second consecutive Mid-American Conference regular season and tournament championships in 1990 and made its second straight NCAA Tournament. The 12th-seeded Cardinals defeated fifth-seeded Oregon State 54-53 in a first-round game of the West Regional in Salt Lake City, Utah. Ball State's Paris McCurdy took an inbounds pass from Mike Spicer, hit a game-tying basket at the buzzer and was fouled as time expired. McCurdy stepped to the line and nailed the charity toss to give Ball State an NCAA Tournament first-round win for the second straight season.

Dick Hunsaker's advanced to the NCAA Tournament second round and defeated Metro Conference Champion Louisville to advance to the NCAA Sweet 16, where the Cardinals would face UNLV.

BSU's season came to an end with a 69-67 defeat to the eventual national champion at the West Regional semifinals in Oakland, California. Ball State came closer to defeating UNLV than any other team in the 1990 NCAA Tournament. The Runnin' Rebels led 68-59 with 1:51 remaining in the game, but 3-pointers from Chandler Thompson and Billy Butts pulled BSU within six at 68-62 with 1:12 left. UNLV hit a foul shot with 34.9 seconds left to make the score 69-65, but a Thompson layup with 20 seconds remaining pulled BSU within two at 69-67. UNLV's Greg Anthony missed a free throw with 18.1 seconds left and BSU grabbed the rebound and then called its final timeout. But the Cardinals couldn't execute on the final play of the game and fell to the eventual champions.



Paris McCurdy and Chandler Thompson celebrate McCurdy's last-second heroics in the win over Oregon State.



BSU defenders swarm Louisville's Felton Spencer in the second-round battle of the Cardinals.



McCurdy and UNLV's Larry Johnson battle for a loose ball in the Sweet 16.

SIGNATURE MOMENTS



Maui Wowie

Ball State played four top-5 teams during the non-conference portion of the 2001-02 season – No. 1 Duke, No. 3 UCLA, No. 4 Kansas and No. 5 Oklahoma State. BSU experienced its greatest 24 hours of college basketball in November of that season when, on back-to-back days, the Cardinals defeated Kansas and UCLA at the Maui Invitational.

Patrick Jackson's driving layup with less than a second to play lifted Ball State to a 93-91 victory over the No. 4 Jayhawks in the first round. His 23 points along with 24 from backcourt mate Chris Williams led coach Tim Buckley's Cardinals past a Kansas squad that featured a host of future NBA players the likes of Drew Gooden, Nick Collison and Kirk Heinrich.

Ball State then rolled to a 91-73 victory the next day against No. 3 UCLA. Jackson again scored 23 points and Theron Smith added 22 to lead the Cardinals past a Bruins squad that featured future pros like Matt Barnes, Jason Kapon and Dan Gadzuric.

The Cardinals' run finally ended against No. 1 Duke with

an 83-71 loss in the championship game despite 21 more points from Jackson. Future NBA players Jason Williams, Carlos Boozer, Mike Dunleavy, Chris Duhon and Dahntay Jones all scored in double figures to lead the Blue Devils to the title.

Ball State entered the AP poll at No. 16 following the event and climbed to an all-time program high of No. 15 the next week. BSU was ranked for four straight weeks in the top-25 of the AP and ESPN/USA Today Poll, and received votes each week in the ESPN/USA Today Poll until Feb. 4. The Cardinals went on to finish the season 23- 12, win the MAC West Division at 12-6 and reach the quarterfinals of the NIT.



NIT Run

Ball State accepted a postseason bid in 2002 to the National Invitation Tournament and was awarded a first-round home game against Conference USA's South Florida Bulls.

Behind the 40-point performance of junior Chris Williams, the Cardinals posted a 98-92 win to advance to the second round.

In round two, Ball State played at St. Joseph's and rolled to a 76-54 victory in Philadelphia. Patrick Jackson scored 28 points to lead the Cardinals into round three.

Four days later, Ball State was in Baton Rouge, Louisiana, on the homecourt of the LSU Tigers. The thrilling game was decided with two minutes to play when Patrick Jackson drilled an off-balanced 3-pointer to give BSU an advantage it would never lose. Chris Williams ended the game with 25 points, while Jackson and Theron Smith each added 19 as Ball State won 75-65 win.

Two days later the Cardinals' season ended with an 82-47 loss at South Carolina in the Elite Eight of the NIT, one win shy of Madison Square Garden.


NATIONAL RANKING HISTORY

WINS OVER AP RANKED OPPONENTS

Date	Opponent	Location	Result
1/16/1974	(20) Cincinnati	Muncie, Ind.	W, 99-82
3/15/1990	(22) Oregon State	Salt Lake City, Utah	W, 54-53
3/17/1990	(16) Louisville	Salt Lake City, Utah	W, 62-60
12/6/1997	(14) Mississippi	Muncie, Ind.	W, 70-66
12/18/1999	(24) Purdue	Indianapolis, Ind.	W, 72-52
11/19/2001	(4) Kansas	Lahaina, Hawaii	W, 93-91
11/20/2001	(3) UCLA	Lahaina, Hawaii	W, 91-73
12/5/2017	(9) Notre Dame	South Bend, Ind.	W, 80-77

AP RANKED OPPONENTS TO VISIT BALL STATE

Date	Opponent	Venue	Result
11/30/1963	(8) Michigan	Men's Gym	L, 90-76
12/15/1973	(3) Indiana	Men's Gym	L, 87-62
1/16/1974	(20) Cincinnati	Men's Gym	W, 99-82
12/12/1978	(20) Indiana State	University Gym	L, 93-85
11/29/1995	(24) Michigan	Worthen Arena	L, 80-52
12/17/1996	(23) Eastern Michigan	Worthen Arena	L, 91-75
12/6/1997	(14) Mississippi	Worthen Arena	W, 70-66
12/31/2002	(17) Indiana	Worthen Arena	L, 76-62
12/31/2005	(17) Indiana	Worthen Arena	L, 80-56
11/21/2007	(5) Georgetown	Worthen Arena	L, 57-48
12/9/2008	(14) Purdue	Worthen Arena	L, 68-39
12/2/2009	(23) Butler	Worthen Arena	L, 59-38



Bonzi Wells' 34 points led BSU to a 70-66 victory over No. 14 Mississippi in the 1997 Cardinal Varsity Club Classic.



Taylor Persons' 3-pointer in the final seconds lifted the Cardinals over No. 9 Notre Dame in December 2017 for the program's first-ever true road win over a top-10 opponent.


NATIONAL RANKING HISTORY

BALL STATE IN THE AP POLL


First Time Ranked: Feb. 20, 1989 (No. 20)
Most Recent Time Ranked: Dec. 17, 2001 (No. 21)
Highest Ranking: Dec. 3, 2001 (No. 15)
Highest Year-End Ranking: 1989 (No. 18) <i>only time ranked in final poll</i>
Most Consecutive Polls Ranked: 4 (twice); Feb. 20-March 13, 1989 & Nov. 26-Dec. 17, 2001

BALL STATE VERSUS THE AP TOP 10

Date	Opponent	Location	Score
11/30/1963	(8) Michigan	Muncie, Ind.	L, 90-76
12/2/1964	(1) Michigan	Ann Arbor, Mich.	L, 92-70
12/6/1965	(2) Michigan	Ann Arbor, Mich.	L, 107-70
12/20/1969	(10) Ohio	Athens, Ohio	L, 92-81
12/15/1973	(3) Indiana	Muncie, Ind.	L, 87-62
2/26/1974	(2) Notre Dame	South Bend, Ind.	L, 93-69
12/29/1977	(6) Indiana State	Terre Haute, Ind.	L, 82-50
1/7/1980	(2) DePaul	Chicago, Ill.	L, 96-79
11/29/1980	(5) Indiana	Bloomington, Ind.	L, 75-69
11/27/1982	(9) Indiana	Bloomington, Ind.	L, 91-75
12/4/1982	(5) Memphis State	Memphis, Tenn.	L, 104-91
11/30/1984	(8) Washington	Fresno, Calif.	L, 66-55
3/18/1989	(3) Illinois	Indianapolis, Ind.	L, 72-60
3/23/1990	(2) UNLV	Oakland, Calif.	L, 69-67
3/18/1993	(9) Kansas	Chicago, Ill.	L, 94-72
11/26/1996	(7) Michigan	Ann Arbor, Mich.	L, 87-63
12/28/1998	(8) Indiana	Indianapolis, Ind.	L, 72-62
11/19/2001	(4) Kansas	Lahaina, Hawaii	W, 93-91
11/20/2001	(3) UCLA	Lahaina, Hawaii	W, 91-73
11/21/2001	(1) Duke	Lahaina, Hawaii	L, 83-71
11/29/2001	(5) Oklahoma State	Oklahoma City, Okla.	L, 82-70
12/28/2003	(1) Connecticut	Hartford, Conn.	L, 101-62
11/23/2004	(8) Kentucky	Cincinnati, Ohio	L, 73-53
11/24/2006	(10) Kansas	Las Vegas, Nev.	L, 64-46
11/21/2007	(5) Georgetown	Muncie, Ind.	L, 57-48
12/19/2009	(4) Purdue	Indianapolis, Ind.	L, 69-49
11/25/2012	(1) Indiana	Bloomington, Ind.	L, 101-53
12/5/2017	(9) Notre Dame	South Bend, Ind.	W, 80-77



Chris Collins and the Cardinals knocked off No. 20 Cincinnati in Muncie in January 1964.



Theron Smith throws down a dunk in the Cardinals' 72-52 victory over No. 24 Purdue in the first college game to be played in Concseco Fieldhouse in Indianapolis (Dec. 18, 1999).

INDIVIDUAL SCORING RECORDS

MOST POINTS IN A CAREER

(Includes all 1,000-point scorers in BSU history)

1.	Bonzi Wells	1994-98	2,485 [^]
2.	Ray McCallum	1979-83	2,109
3.	Larry Bullington	1971-74	1,747
4.	Derrick Wesley	1984-88	1,729
5.	Jim Regenold	1969-72	1,685
6.	Jarrood Jones	2008-12	1,623
7.	Theron Smith	1999-02	1,599
8.	Duane Clemens	1996-00	1,585
9.	Taylor Persons	2016-19	1,558
10.	Tahjai Teague	2016-20	1,518
11.	Steve Payne	1992-95	1,440
12.	Peyton Stovall	2003-08	1,383
13.	Franko House	2013-17	1,371
14.	Dan Palombizio	1984-86	1,369
15.	Julien "Skip" Mills	2003-07	1,360
16.	Patrick Jackson	1998-02	1,348
17.	Jauwan Scaife	2009-13	1,326
18.	Chris Williams	2001-03	1,291
19.	Randy Boarden	1975-79	1,290
20.	Ed Butler	1961-64	1,278
21.	Jesse Berry	2010-14	1,257
22.	Jeermal Sylvester	1990-94	1,238
23.	Chandler Thompson	1989-92	1,219
24.	Tom Dobbs	1953-57	1,210
25.	Marv Heaton	1944-50	1,186
26.	Chris Shelton	1982-86	1,164
27.	Trey Moses	2015-2019	1,138
28.	John Lee	1961-64	1,134
29.	Sean Sellers	2014-18	1,131
30.	Jack Cross	1951-55	1,102
31.	Ishmael El-Amin	2017-21	1,083
32.	Chris Bond	2010-14	1,050
33.	Stan Davis	1952-55, 1959-60	1,027
34.	George Bradley	1978-81	1,010

[^]Mid-American Conference record

SCORING AVERAGE IN A CAREER

1.	Larry Bullington	1971-74	23.6
2.	Dan Palombizio	1984-86	23.2
3.	Jim Regenold	1969-72	22.8
4.	Bonzi Wells	1994-98	21.4
5.	Chris Williams	2001-03	19.9
6.	Ray McCallum	1979-83	18.3
7.	Ed Butler	1961-64	18.0
8.	John Lee	1961-64	17.4
9.	Steve Payne	1992-95	16.4
10.	Theron Smith	1999-03	16.2



Bonzi Wells became the MAC's all-time leading scorer, a title he still holds, Feb. 21, 1998 against Northern Illinois in University Arena (now Worthen Arena). Play was stopped, and Wells was presented the game ball by head coach Ray McCallum whose school scoring record Wells had previously broken.



Larry Bullington's 23.6 career points-per-game average from 1971-74 still stands as the school record.

FEWEST GAMES TO REACH 1,000 POINTS

1.	Larry Bullington	41
	Dan Palombizio	41
3.	Jim Regenold	44
4.	Bonzi Wells	51
5.	Chris Williams	55
6.	Steve Payne	57
7.	Ed Butler	58
	Ray McCallum	58

INDIVIDUAL SCORING RECORDS**MOST POINTS IN A SINGLE SEASON**

1.	Dan Palombizio	1984-85	762
2.	Chris Williams	2002-03	736
3.	Jim Regenold	1970-71	716
4.	Bonzi Wells	1995-96	712
5.	Theron Smith	2001-02	687
6.	Larry Bullington	1973-74	664
7.	Bonzi Wells	1997-98	662
8.	Bonzi Wells	1996-97	637
9.	Larry Bullington	1972-73	621
10.	Dan Palombizio	1985-86	607
11.	Ray McCallum	1982-83	601
12.	Derrick Wesley	1987-88	577
13.	Charles Smith	1986-87	571
14.	Patrick Jackson	2001-02	565
15.	Duane Clemens	1999-00	562
16.	Derrick Wesley	1986-87	560
17.	Chris Williams	2001-02	555
18.	Ray McCallum	1980-81	553
19.	Taylor Persons	2018-19	551
20.	Ed Butler	1963-64	545

MOST POINTS IN TWO SEASONS

1.	Dan Palombizio	1984-86	1,369
----	----------------	---------	-------

MOST POINTS IN THREE SEASONS

1.	Bonzi Wells	1995-98	2,011
----	-------------	---------	-------

BEST SCORING AVERAGE IN A SEASON

1.	Jim Regenold	1970-71	27.5
2.	Dan Palombizio	1984-85	26.3
3.	Larry Bullington	1972-73	25.9
4.	Larry Bullington	1973-74	25.5
5.	Bonzi Wells	1995-96	25.4
6.	Chris Williams	2002-03	24.5
7.	Bonzi Wells	1997-98	22.8
8.	Bonzi Wells	1996-97	22.0

BEST SCORING AVERAGE IN TWO SEASONS

1.	Larry Bullington	1972-74	25.7
----	------------------	---------	------

MOST POINTS IN A GAME

1.	Chris Williams	vs. Akron, 1-4-03	48
2.	Larry Bullington	vs. Cleveland St., 1-19-74	47
3.	Ed Butler	vs. Valparaiso, 2-19-64	45
4.	Chris Williams	vs. C. Michigan, 2-19-03	44
5.	Larry Bullington	vs. N. Iowa, 12-2-72	41
	Bonzi Wells	vs. E. Michigan, 2-17-96	41
7.	Stan Neal	vs. St. Joseph's, 1-30-65	40
	Terry Stillabower	vs. Indiana St., 1-11-67	40
	Jim Regenold	vs. Kent, 2-2-71	40
	Bonzi Wells	vs. Ohio, 3-4-95	40
	Bonzi Wells	vs. W. Michigan, 1-13-96	40
	Theron Smith	vs. Texas Tech, 12-8-00	40
	Chris Williams	vs. South Florida, 3-12-02	40
14.	Tom Dobbs	vs. DePauw, 2-13-57	39
	John Williams	vs. C. Michigan, 2-28-81	39
	Bonzi Wells	vs. Marshall, 1-29-98	39

MOST POINTS IN A HALF

1.	Chris Williams	vs. Akron, 1-4-03	31
----	----------------	-------------------	----

MOST CONSECUTIVE POINTS WITHOUT A MISS

30	Clement Murrell, combined vs. Butler, 12-5-79 & Bowling Green, 12-8-79
----	---

MOST CONSECUTIVE FIELD GOALS WITHOUT A MISS

13	Trey Moses, across games vs. Central Michigan, 1-16-18 and at Miami, 1-20-18
13	Clement Murrell, across games vs. Butler, 12-5-79 and vs. Bowling Green, 12-8-79



Chris Williams broke Larry Bullington's 29-year old BSU single-game scoring record with 48 points Jan. 4, 2003 at Akron. His 31 points in the first half of that game also set a school record for scoring in a half.

INDIVIDUAL SCORING RECORDS BY CLASS

FRESHMAN

1.	Bonzi Wells	1994-95	474
2.	Ray McCallum	1979-80	463
3.	Theron Smith	1999-00	377
4.	Zavier Turner	2013-14	362
5.	Sean Sellers	2014-15	359
6.	Jarrood Jones	2008-09	346
7.	Randy Boarden	1975-76	344
8.	Jauwan Scaife	2009-10	305
9.	Mike Drews	1977-78	299
10.	Jarron Coleman	2019-20	288



Jarrood Jones

SOPHOMORE


1.	Bonzi Wells	1995-96	712
2.	Ray McCallum	1980-81	553
3.	Tayler Persons	2016-17	526
4.	Theron Smith	2000-01	489
5.	Peyton Stovall	2004-05	467
6.	Larry Bullington	1971-72	462
7.	Jim Regenold	1969-70	452
8.	Mike Drews	1978-79	438
9.	Steve Payne	1992-93	423
10.	John Lee	1961-62	398



Theron Smith

JUNIOR


1.	Dan Palombizio	1984-85	762
2.	Jim Regenold	1970-71	716
3.	Theron Smith	2001-02	687
4.	Bonzi Wells	1996-97	637
5.	Larry Bullington	1972-73	621
6.	Derrick Wesley	1986-87	560
7.	Chris Williams	2001-02	555
8.	Steve Payne	1993-94	532
9.	Skip Mills	2005-06	521
10.	Ray McCallum	1981-82	492



Dan Palombizio

SENIOR

1.	Chris Williams	2002-03	736
2.	Larry Bullington	1973-74	664
3.	Bonzi Wells	1997-98	662
4.	Dan Palombizio	1985-86	607
5.	Ray McCallum	1982-83	601
6.	Derrick Wesley	1987-88	577
7.	Charles Smith	1986-87	571
8.	Patrick Jackson	2001-02	565
9.	Duane Clemens	1999-00	562
10.	Tayler Persons	2018-19	551




Derrick Wesley

INDIVIDUAL REBOUNDING RECORDS

MOST REBOUNDS IN A CAREER

(Includes all players with at least 500 rebounds)

1.	Ed Butler	1961-64	1,231
2.	Randy Boarden	1975-79	1,000
3.	Jarrold Jones	2008-12	981
4.	Tahjai Teague	2016-20	861
5.	Trey Moses	2015-19	905
6.	Steve Payne	1992-95	885
7.	Theron Smith	1999-2002	882
8.	Bonzi Wells	1994-98	843
9.	Franko House	2013-17	741
10.	Mike Readnour	1959-62	732
11.	George Bradley	1978-81	686
12.	Lonnie Jones	1998-02	678
13.	Wilbur Davis	1955-59	654
14.	Dan Palombizio	1984-86	620
15.	Chris Bond	2010-14	612
16.	Malik Perry	2007-11	611
17.	Bill Gillis	1990-93	606
18.	Bo Calhoun	2012-16	605
19.	Josh Murray	1998-01	596
20.	Anthony Newell	2004-09	585
21.	Majok Majok	2012-14	584
22.	Chris Collins	1971-74	577
23.	Paris McCurdy	1988-90	547
24.	Chandler Thompson	1989-92	534
25.	Jeermal Sylvester	1990-94	529
26.	Shafer Suggs	1972-75	527
27.	Mack Sawyer	1965-67	523
28.	Derrick Wesley	1984-88	510
29.	Ryan Reed	1995-98	505



More than 50 years after his graduation, Ed Butler (1961-64) continues to hold every BSU rebounding record in the books. He owns the school's career record, the best three single-season marks and the top nine single-game totals.

BEST REBOUNDING AVERAGE IN A CAREER

(Includes all players with at least a 10.0 average)

1.	Ed Butler	1961-64	17.3
2.	Mack Sawyer	1965-67	11.9
3.	Wilbur Davis	1957-59	11.6
4.	Mike Readnour	1959-62	11.1
5.	Dan Palombizio	1984-86	10.5
6.	Steve Payne	1992-95	10.1

MOST REBOUNDS IN A SEASON

1.	Ed Butler	1963-64	442
2.	Ed Butler	1962-63	406
3.	Ed Butler	1961-62	383
4.	Theron Smith	2001-02	381
5.	Steve Payne	1992-93	336
6.	Mike Readnour	1960-61	328
7.	Dan Palombizio	1984-85	318
8.	Mack Sawyer	1965-66	304
9.	Dan Palombizio	1985-86	302
10.	Bo Calhoun	2015-16	296

MOST REBOUNDS IN TWO SEASONS

1.	Ed Butler	1962-64	848
----	-----------	---------	-----

MOST REBOUNDS IN THREE SEASONS

1.	Ed Butler	1961-64	1,231
----	-----------	---------	-------

BEST REBOUNDING AVERAGE IN A SEASON

1.	Ed Butler	1963-64	17.7
2.	Ed Butler	1961-62	17.4
3.	Ed Butler	1962-63	16.9
4.	Mike Readnour	1960-61	14.2
5.	Mack Sawyer	1965-66	12.2

BEST REBOUNDING AVERAGE IN TWO SEASONS

1.	Ed Butler	1962-64	17.3
----	-----------	---------	------

MOST REBOUNDS IN A GAME

1.	Ed Butler	vs. N. Illinois, 12-28-61	27
	Ed Butler	vs. Valparaiso, 1-12-63	27
3.	Ed Butler	vs. Indiana State, 1-23-62	26
	Ed Butler	vs. Franklin, 1-31-62	26
	Ed Butler	vs. DePauw, 1-3-63	26
6.	Ed Butler	vs. Manchester, 12-3-63	25
7.	Ed Butler	vs. C. Michigan, 12-29-61	24
	Ed Butler	vs. St. Joseph's, 1-9-63	24
	Ed Butler	vs. Valparaiso, 2-19-64	24
10.	Stan Davis	vs. DePauw, 12-10-59	23
	Bill Clark	vs. Oakland, 1-11-73	23

INDIVIDUAL ASSISTS RECORDS

MOST ASSISTS IN A CAREER

1.	Jim Hahn	1975-79	573
2.	Chris Shelton	1982-86	481
3.	Taylor Persons	2016-19	447
4.	Randy Davis	2008-12	446
5.	Mike Spicer	1988-92	430
6.	Scott Nichols	1986-90	406
7.	Bonzi Wells	1994-98	386
8.	Patrick Jackson	1998-02	349
	Peyton Stovall	2003-08	349
10.	John Williams	1979-82	344
11.	Randy Zachary	1993-97	340
12.	Duane Clemens	1996-00	295
13.	Trey Moses	2015-19	284
14.	Jeff Williams	1977-81	277
15.	Ray McCallum	1979-83	276
16.	Jamie Matthews	1991-93	275
17.	Mickey Hosier	1996-00	271
18.	Bob Faulkner	1972-75	269
19.	Franko House	2013-17	261
20.	Chandler Thompson	1989-92	240
21.	Derrick Wesley	1984-88	227
22.	Larry Reed	1984-86	214

BEST ASSIST AVERAGE IN A CAREER

1.	Jim Hahn	1975-79	5.7
2.	Taylor Persons	2016-19	4.5
3.	Chris Shelton	1982-86	4.2
4.	Jamie Matthews	1991-93	4.1
5.	John Williams	1979-82	4.0



Jim Hahn's 573 career assists have stood as a school record for more than 40 years.

MOST ASSISTS IN A SEASON

1.	Jamie Matthews	1992-93	207
2.	Chris Shelton	1984-85	182
3.	Chris Shelton	1985-86	171
4.	Jim Hahn	1978-79	170
5.	Taylor Persons	2016-17	167
6.	Randy Davis	2010-11	160
7.	Mike Spicer	1991-92	157
8.	Jim Hahn	1975-76	155
9.	Jon Mansbury	1982-83	150
10.	Randy Davis	2011-12	144
	Bob Faulkner	1974-75	144

BEST ASSIST AVERAGE IN A SEASON

1.	Chris Shelton	1984-85	6.5
	Jim Hahn	1975-76	6.5
3.	Jim Hahn	1978-79	6.3
4.	Jamie Matthews	1992-93	6.1
5.	Bob Faulkner	1974-75	6.0

MOST ASSISTS IN TWO SEASONS


1.	Chris Shelton	1984-86	353
----	---------------	---------	-----

MOST ASSISTS IN THREE SEASONS

1.	Taylor Persons	2016-19	447
----	----------------	---------	-----

MOST ASSISTS IN A GAME

1.	Bob Faulkner	vs. Racine, 2-2-74	19
2.	Bob Faulkner	vs. Ohio, 2-11-75	16
3.	Jamie Matthews	vs. C. Michigan, 2-13-93	15
4.	Taylor Persons	vs. IU Kokomo, 11-29-16	14
5.	Taylor Persons	vs. NIU, 2-14-17	13
	Bob Faulkner	vs. Indiana St., 1-11-75	13
	Chris Shelton	vs. Rider, 12-22-84	13
8.	(Six Times)		12



Chris Shelton held the BSU single-season assists record for 18 years and still owns two of the top-3 totals in school history.

INDIVIDUAL STEALS RECORDS

MOST STEALS IN A CAREER

1.	Bonzi Wells	1994-98	347 [^]
2.	Duane Clemens	1996-00	249
3.	Mickey Hosier	1996-00	172
	Ray McCallum	1979-83	172
5.	John Williams	1979-82	167
6.	Peyton Stovall	2003-08	163
7.	Tahjai Teague	2015-20	159
8.	Chris Bond	2010-14	148
9.	Chris Shelton	1982-86	145
10.	Mike Spicer	1988-92	144
11.	Scott Nichols	1986-90	137
12.	Patrick Jackson	1998-02	132
13.	Keith Stalling	1988-92	130
14.	Skip Mills	2003-07	125
15.	Jeermal Sylvester	1990-94	123
16.	Marcus Norris	1994-96	118
17.	Randy Davis	2008-12	116
18.	Chandler Thompson	1989-92	114
19.	Marcus Mason	1995-99	109
	Paris McCurdy	1988-90	109
21.	Derrick Wesley	1984-88	108
22.	Tayler Persons	2016-19	105
	Jauwan Scaife	2009-13	105

[^] Mid-American Conference record

MOST STEALS IN A SEASON

1.	Bonzi Wells	1997-98	103
2.	Bonzi Wells	1995-96	87
3.	Bonzi Wells	1994-95	84
4.	Duane Clemens	1999-00	75
5.	Bonzi Wells	1996-97	73
6.	Keith Stalling	1991-92	67
	Duane Clemens	1998-99	67
8.	Marcus Norris	1994-95	65
9.	Paris McCurdy	1989-90	64
10.	Chris Bond	2012-13	62
	Duane Clemens	1997-98	62
	John Williams	1981-82	62

MOST STEALS IN TWO SEASONS


1.	Bonzi Wells	1996-98	176
2.	Bonzi Wells	1994-96	171
3.	Bonzi Wells	1995-97	160
4.	Duane Clemens	1998-00	142
5.	Duane Clemens	1997-99	129

MOST STEALS IN THREE SEASONS

1.	Bonzi Wells	1995-98	263
2.	Bonzi Wells	1994-97	244
3.	Duane Clemens	1997-00	204
4.	Duane Clemens	1996-99	174
5.	John Williams	1979-82	167

MOST STEALS IN A GAME

1.	Bonzi Wells	vs. Ohio, 1-3-96	10
2.	Bonzi Wells	vs. Akron, 1-3-98	9
	Bonzi Wells	vs. E. Michigan, 2-11-98	9
4.	Duane Clemens	vs. UCLA, 3-16-00	8
5.	(Six Times)		7



Duane Clemens (top) and Mickey Hosier (bottom) played together from 1996-2000, racking up 421 combined steals and finishing second and third on the Cardinals' career chart individually. Clemens set an NCAA tournament record with eight steals in the 2000 first-round game against UCLA.

INDIVIDUAL BLOCKS RECORDS

MOST BLOCKED SHOTS IN A CAREER

1.	Lonnie Jones	1998-02	301
2.	Trey Moses	2015-19	139
3.	Tahjai Teague	2016-20	134
4.	Randy Boarden	1975-79	131
5.	Jarrold Jones	2008-12	115
6.	George Bradley	1977-81	106
7.	Steve Payne	1992-95	101
8.	Bonzi Wells	1994-98	92
9.	Roman Muller	1988-90	85
10.	Mike Chesser	1981-85	61
11.	Franko House	2013-17	60
12.	Steve Turner	1990-93	58
13.	David Scott	1981-83	54
14.	Bill Gillis	1990-93	51

MOST BLOCKED SHOTS IN A SEASON

1.	Lonnie Jones	2001-02	89
2.	Charles Smith	1986-87	86
3.	Lonnie Jones	1999-00	84
4.	Lonnie Jones	2000-01	76
5.	Lonnie Jones	1998-99	52
6.	Tahjai Teague	2016-20	48
7.	Roman Muller	1989-90	45
8.	Steve Payne	1992-93	42
9.	George Bradley	1978-79	41
	Charles Bass	2005-06	41

MOST BLOCKED SHOTS IN TWO SEASONS

1.	Lonnie Jones	2000-02	165
2.	Lonnie Jones	1999-01	160
3.	Lonnie Jones	1998-00	136
4.	Charles Smith	1985-87	110

MOST BLOCKED SHOTS IN THREE SEASONS

1.	Lonnie Jones	1999-02	249
2.	Lonnie Jones	1998-01	212
3.	Trey Moses	2015-19	104
4.	Randy Boarden	1976-79	102
5.	Tahjai Teague	2016-20	105

MOST BLOCKED SHOTS IN A GAME


1.	Charles Smith	vs. Central Mich., 1-7-87	11 [^]
----	---------------	---------------------------	-----------------

[^] Mid-American Conference record

Charles Smith's 11 blocks against Central Michigan on Jan. 7, 1987 continue to stand as the most in a game by a MAC player.



Lonnie Jones became the first MAC player to surpass 300 career blocked shots. In addition to holding the school's career record by a wide margin, Jones also owns three of the top four single-season marks in BSU annals.



INDIVIDUAL SHOOTING RECORDS

MOST FIELD GOALS IN A CAREER

1.	Bonzi Wells	1994-98	913
2.	Ray McCallum	1979-83	847
3.	Jim Regenold	1969-72	694
4.	Derrick Wesley	1984-88	661
5.	Larry Bullington	1971-74	652
6.	Jarrood Jones	2008-12	622
7.	Tahjai Teague	2016-20	590
8.	Duane Clemens	1996-00	585
9.	Tayler Persons	2016-19	569
10.	Theron Smith	1999-02	556
11.	Randy Boarden	1975-79	553
12.	Steve Payne	1992-95	548
13.	Ed Butler	1961-64	507

BEST FIELD GOAL PERCENTAGE IN A CAREER

(Minimum 500 Attempts)

1.	Al Gooden	1977-81	.580 (317/547)
2.	Steve Payne	1992-95	.577 (548/949)
3.	Charles Smith	1985-87	.551 (309/561)
4.	Jeermal Sylvester	1990-94	.538 (487/906)
5.	Lonnie Jones	1998-02	.533 (385/722)
6.	Trey Moses	2015-19	.531 (425/800)
7.	Tahjai Teague	2016-20	.524 (590/1125)
8.	John Lee	1961-64	.518 (439/848)
9.	Bill Gillis	1990-93	.516 (323/626)
10.	Ed Butler	1961-64	.515 (507/984)
11.	Franko House	2013-17	.512 (493/962)
12.	Ray McCallum	1979-83	.507 (847/1670)

MOST FIELD GOALS IN A SEASON

1.	Jim Regenold	1970-71	292
2.	Dan Palombizio	1984-85	279
3.	Bonzi Wells	1995-96	269
4.	Larry Bullington	1973-74	255
5.	Ray McCallum	1982-83	247
6.	Bonzi Wells	1997-98	238
7.	Larry Bullington	1972-73	237

MOST FIELD GOALS IN TWO SEASONS

1.	Jim Regenold	1970-72	506
----	--------------	---------	-----

MOST FIELD GOALS IN THREE SEASONS

1.	Bonzi Wells	1995-98	736
2.	Jim Regenold	1969-72	694

BEST FIELD GOAL PERCENTAGE IN A SEASON

(Minimum 150 Attempts)

1.	Al Gooden	1979-80	.606 (140/231)
	Mike Holland	1969-70	.606 (94/155)
3.	Steve Payne	1992-93	.595 (163/274)
4.	Chris Bond	2010-11	.589 (89/151)
5.	C.C. Fullove	1980-81	.579 (92/159)
	Lonnie Jones	2001-02	.579 (114/197)

BEST FIELD GOAL PERCENTAGE IN TWO SEASONS

(Minimum 400 Attempts)


1.	Al Gooden	1979-81	.585 (300-of-513)
----	-----------	---------	-------------------

MOST FIELD GOALS IN A GAME

1.	Terry Stillabower	vs. Indiana St., 1-11-67	20
2.	Ed Butler	vs. Valparaiso, 2-19-64	19
	Larry Bullington	vs. Cleveland St., 1-19-74	19
	John Williams	vs. C. Michigan, 2-28-81	19
5.	(Two Times)		18

MOST FIELD GOAL ATTEMPTS IN A GAME

1.	Terry Stillabower	vs. Indiana St., 1-11-67	35
	Larry Bullington	vs. Butler, 12-23-72	35
3.	Ed Butler	vs. Valparaiso, 2-19-64	34
	Jim Regenold	vs. Indiana State 1-9-71	34
	Jim Regenold	vs. Kent, 2-2-71	34



Al Gooden owns the BSU records for field goal percentage in a career (.580) and in a single season (.606 in 1979-80).

INDIVIDUAL SHOOTING RECORDS

MOST 3-POINT FIELD GOALS IN A CAREER

1.	Sean Sellers	2014-18	229
2.	Jesse Berry	2010-14	224
3.	Francis Kiapway	2014-18	207
4.	Jauwan Scaife	2009-13	203
5.	Patrick Jackson	1998-02	202
6.	Ishmael El-Amin	2017-21	173
7.	Peyton Stovall	2003-08	163
8.	Randy Zachary	1993-97	161
9.	Kyle Mallers	2016-18	158
10.	Chris Williams	2001-03	154

MOST 3-POINT FG ATTEMPTS IN A CAREER

1.	Jesse Berry	2010-14	661
2.	Jauwan Scaife	2009-13	579
3.	Sean Sellers	2014-18	566
4.	Francis Kiapway,	2014-18	560
5.	Ishmael El-Amin	2017-21	487
6.	Patrick Jackson	1998-02	473
7.	Kyle Mallers	2016-20	463
8.	Peyton Stovall	2003-07	448
9.	Bonzi Wells	1994-98	437
10.	Chris Williams	2001-03	425


BEST 3-POINT PERCENTAGE IN A CAREER

(Min. 200 Att.)

1.	Emanuel Cross	1989-91	.460 (92/200)
2.	Dennis Trammell	2003-05	.430 (99/230)
3.	Patrick Jackson	1998-02	.427 (202/473)
4.	Randy Zachary	1993-97	.418 (161/385)
5.	Sean Sellers	2014-18	.405 (229/566)
6.	Mark Hardwick	1991-94	.399 (113/283)
7.	Derrick Wesley	1984-88	.399 (81/203)
8.	Mickey Hosier	1996-00	.392 (82/209)
9.	Billy Butts	1988-90	.390 (123/315)
10.	Jeremie Tyler	2014-18	.384 (123/320)



BSU career 3-point percentage leader Emanuel Cross



BSU career 3-point leader Sean Sellers

MOST 3-POINT FIELD GOALS IN A SEASON

1.	Chris Williams	2001-02	90
2.	Patrick Jackson	2001-02	81
3.	Francis Kiapway	2015-16	74
4.	Ryan Weber	2015-16	70
	Jauwan Scaife	2012-13	70
6.	Sean Sellers	2016-17	68
7.	Ryan Weber	2016-17	67
8.	Sean Sellers	2014-15	66
	Jesse Berry,	013-14	66
	LaSalle Thompson	1995-96	66

MOST 3-POINT FG ATTEMPTS IN A SEASON

1.	Chris Williams	2001-02	229
2.	Jesse Berry	2013-14	215
3.	Jauwan Scaife	2012-13	211
4.	Ishmael El-Amin	2019-20	196
	Chris Williams	2002-03	196
6.	Patrick Jackson	2001-02	190
7.	Ryan Weber	2016-17	183
8.	LaSalle Thompson	1995-96	180
9.	Francis Kiapway	2015-16	177
10.	Marcus Norris	1994-95	176

BEST 3-POINT PERCENTAGE IN A SEASON

(Min. 100 Att.)

1.	Dennis Trammell	2004-05	.484 (59/122)
2.	Emanuel Cross	1990-91	.469 (60/128)
3.	Randy Zachary	1993-94	.455 (46/101)
4.	Mickey Hosier	1999-00	.446 (45/101)
5.	Randy Zachary	1996-97	.443 (58/131)
6.	Randy Davis	2009-10	.440 (44/100)
7.	Mark Hardwick	1993-94	.439 (54/123)
8.	Sean Sellers	2014-15	.437 (66/151)
9.	Patrick Jackson	2000-01	.428 (65/152)
10.	Patrick Jackson	2001-02	.426 (81/190)

INDIVIDUAL SHOOTING RECORDS**MOST 3-POINT FIELD GOALS IN A GAME**

1.	Kyle Mallers	vs. Howard, 11-23-19	8
	Dennis Trammell	vs. Marshall, 2-6-05	8
3.	Ryan Weber	vs. Northern Illinois, 2-14-17	7
	Sean Sellers	vs. E. Kentucky, 12-10-16	7
	Sean Sellers	vs. E. Michigan, 2-27-16	7
	Francis Kiapway	at E. Michigan, 1-23-16	7
	Jauwan Scaife	vs. Buffalo, 3-13-13	7
	Skip Mills	vs. E. Michigan, 3-4-06	7
	Chris Williams	vs. IUPUI, 12-15-01	7
	LaSalle Thompson	vs. Toledo, 2-3-96	7
	Randy Zachary	vs. W. Michigan, 2-8-97	7

MOST 3-POINT FG ATTEMPTS IN A GAME

1.	Francis Kiapway	at E. Michigan, 1-23-16	16
	Jauwan Scaife	vs. Buffalo, 3-13-13	14
3.	Jesse Berry	at James Madison, 12-30-13	13
	Jauwan Scaife	vs. Eastern Mich., 2-16-13	13
	Peyton Stovall	vs. Buffalo, 2-12-05	13
	LaSalle Thompson	vs. C. Mich., 1-17-96	13



Randy Davis ranks in the top 3 in school history for free throw percentage in a season (.873) and career (.824).

MOST FREE THROWS MADE IN A CAREER

1.	Bonzi Wells	1994-98	517
2.	Larry Bullington	1971-74	443
3.	Ray McCallum	1979-83	414
4.	Dan Palombizio	1984-86	399
5.	Theron Smith	1999-2002	369
6.	Jarrold Jones	2008-12	366
7.	Franko House	2013-17	352
8.	Steve Payne	1992-95	342
9.	Derrick Wesley	1984-88	326
10.	Chris Williams	2001-03	323

MOST FREE THROWS MADE IN A SEASON

1.	Chris Williams	2002-03	220
2.	Dan Palombizio	1984-85	204
3.	Dan Palombizio	1985-86	195
4.	Theron Smith	2001-02	176
5.	Bonzi Wells	1996-97	154
	Larry Bullington	1973-74	154
7.	Larry Bullington	1972-73	147
8.	Stan Neal	1964-65	145
9.	Bonzi Wells	1995-96	143
10.	Larry Bullington	1971-72	142

MOST FREE THROWS MADE IN TWO SEASONS

1.	Dan Palombizio	1984-86	399
----	----------------	---------	-----

MOST FREE THROWS MADE IN A GAME

1.	Dan Palombizio	vs. W. Mich., 1-23-85	19
----	----------------	-----------------------	----

MOST FREE THROW ATTEMPTS IN A GAME

1.	Stan Davis	vs. Valparaiso, 2-12-55	24
----	------------	-------------------------	----

BEST FT PERCENTAGE IN A CAREER

(Min. 300 Att.)

1.	Larry Bullington	1971-74	.862 (443/514)
2.	Chris Williams	2001-03	.843 (323/383)
3.	Randy Davis	2008-12	.824 (313/380)
4.	John Lee	1961-64	.821 (256/321)
5.	Dan Palombizio	1984-86	.816 (399/489)

BEST FT PERCENTAGE IN A SEASON

(Min. 125 Att.)

1.	Larry Bullington	1971-72	.882 (142/161)
2.	Randy Davis	2010-11	.873 (117/134)
3.	Larry Bullington	1972-73	.865 (147/170)
4.	Chris Williams	2002-03	.859 (220/256)
5.	Jamie Matthews	1992-93	.852 (132/155)

BEST FREE THROW PCT. IN TWO SEASONS

1.	Larry Bullington	1971-73	.873 (289/331)
----	------------------	---------	----------------

MOST CONSECUTIVE FREE THROWS WITHOUT A MISS

1.	Larry Bullington	1971-72	41
----	------------------	---------	----

INDIVIDUAL PARTICIPATION RECORDS

MOST GAMES PLAYED IN A CAREER

1.	Trey Moses	2015-19	132
2.	Kyle Mallers	2016-20	130
3.	Tahjai Teague	2016-20	129
	Sean Sellers	2014-18	129
	Franko House	2013-17	129
6.	Mike Spicer	1988-92	126
7.	Robert Owens	2000-04	124
8.	Jarrold Jones	2008-12	123
9.	Francis Kiapway	2014-18	122
	Matt McCollom	2001-05	122
	Patrick Jackson	1998-02	122

MOST GAMES PLAYED IN A SEASON

35	Bo Calhoun, Franko House, Francis Kiapway, Trey Moses, Naiel Smith and Jeremie Tyler (all in 2015-16)		
35	Theron Smith, Chris Williams, Robert Owens and Matt McCollom (all in 2001-02)		

MOST GAMES PLAYED IN TWO SEASONS

1.	Franko House	2015-17	69
	Francis Kiapway	2015-17	69
3.	Trey Moses	2015-17	68
4.	Sean Sellers	2015-17	67
	Ryan Weber	2015-17	67
	Jamie Matthews	1992-93	67

MOST GAMES PLAYED IN THREE SEASONS

1.	Trey Moses	2015-18	100
2.	Kyle Mallers	2016-19	99
	Taylor Persons	2016-19	99
	Sean Sellers	2015-18	99
	Franko House	2014-17	99

MOST MINUTES PLAYED IN A CAREER

1.	Ray McCallum	1979-83	4176
2.	Peyton Stovall	2003-08	3870
3.	Duane Clemens	1996-00	3597
4.	Jarrold Jones	2008-12	3587
5.	Bonzi Wells	1994-98	3540
6.	Derrick Wesley	1985-88	3477
7.	Franko House	2013-17	3368
	Jauwan Scaife	2009-13	3368
9.	Randy Zachary	1993-97	3344
10.	Trey Moses	2015-19	3305

MOST MINUTES PLAYED IN A SEASON

1.	Theron Smith	2001-02	1156
2.	Patrick Jackson	2001-02	1155
3.	Chris Shelton	1985-86	1119
	Duane Clemens	1999-00	1119
5.	Steve Payne	1992-93	1106
6.	Ray McCallum	1980-81	1089
	Larry Reed	1985-86	1089
8.	Dan Palombizio	1984-85	1075
9.	Chris Williams	2002-03	1073

MOST MINUTES PLAYED IN TWO SEASONS

1.	Patrick Jackson	2000-02	2192
2.	Theron Smith	2000-02	2160
3.	Ray McCallum	1980-82	2144

MOST MINUTES PLAYED IN THREE SEASONS

1.	Ray McCallum	1980-83	3206
----	--------------	---------	------

MOST MINUTES PLAYED IN A GAME

1.	Duane Clemens	vs. E. Michigan, 1-8-00	54
2.	Jesse Berry	at Central Michigan, 2-19-14	52
3.	Keith Stalling	vs. Bowling Green, 1-29-92	50



Peyton Stovall, a finalist for the Coach John Wooden Citizenship Cup in 2008, played more minutes in a BSU uniform than anyone except Ray McCallum.

SINGLE SEASON TEAM RECORDS

MOST WINS

1.	1988-89	29
2.	1989-90	26
	1992-93	26
4.	1991-92	24
5.	2001-02	23
6.	1999-00	22
7.	2016-17	21
	2015-16	21
	1985-86	21
	1990-91	21
	1997-98	21
12.	1980-81	20

BEST WINNING PERCENTAGE

1.	1988-89	.906 (29-3)
2.	1937-38	.810 (17-4)
3.	1989-90	.789 (26-7)
4.	1944-45	.769 (10-3)
5.	1992-93	.765 (26-8)

MOST WINS BY A MAC TEAM

1.	Buffalo (2018-19)	32
2.	Kent State (2001-02)	30
3.	Ball State (1988-89)	29
	Ohio (2011-12)	29
5.	Kent State (2007-08)	28
6.	Buffalo (2017-18)	27
	Akron (2016-17)	27
	Toledo (2013-14)	27
9.	Ball State (1992-93)	26
	Ball State (1989-90)	26
	Akron (2015-16)	26
	Akron (2012-13)	26
	Akron (2006-07)	26
	Eastern Michigan (1990-91)	26

MOST MAC WINS BY A MAC TEAM

1.	Kent State (2001-02)	17
2.	Buffalo (2018-19)	16
	Miami University (1983-84)	16
	Miami University (1985-86)	16
	Miami University (1994-95)	16
7.	Toledo (2020-21)	15
	Buffalo (2017-18)	15
	Kent State (2005-06)	15
	Miami University (1998-99)	15
	Bowling Green (1982-83)	15
	Western Mich. (1975-76)	15



Fans storm the Irving Gym floor after the Cardinals' Dec. 10, 1988 win over Purdue. The 1988-89 team, which beat three Big Ten opponents, still holds the school records for wins (29) and winning percentage (.906). The 29 wins stood as a MAC record for more than a decade.

MOST LOSSES

1.	2013-14	25
2.	2007-08	24
3.	2014-15	23
4.	2006-07	22
5.	1970-71	20
6.	1983-84	19
7.	1976-77	18
	1986-87	18
	2005-06	18
10.	2018-19	17
	2002-03	17
	2008-09	17

MOST POINTS SCORED

1.	2001-02	2,731
2.	2016-17	2,677
3.	2015-16	2,479
4.	2018-19	2,478
5.	1992-93	2,421
6.	2017-18	2,410
7.	1989-90	2,360
8.	1994-95	2,334
9.	1988-89	2,300
	1999-00	2,300

MOST POINTS BY OPPONENTS

1.	2016-17	2,567
2.	2001-02	2,517
3.	2018-19	2,362
	2017-18	2,362
5.	2015-16	2,338
6.	1970-71	2,295
7.	2002-03	2,281
8.	1973-74	2,215
9.	2013-14	2,214
10.	1985-86	2,196

MOST POINTS BY BOTH TEAMS

1.	2001-02	5,248
2.	2016-17	5,244
3.	2018-19	4,840
3.	2015-16	4,817
4.	2017-18	4,772
5.	1992-93	4,606
6.	1994-95	4,517
7.	2002-03	4,480
8.	1970-71	4,471
9.	1985-86	4,467
10.	1999-00	4,438

SINGLE SEASON TEAM RECORDS

MOST FIELD GOALS MADE

1.	2016-17	929
2.	2001-02	927
3.	1980-81	901
4.	1963-64	900
5.	2018-19	889

MOST FIELD GOAL ATTEMPTS

1.	1956-57	2,067
2.	2001-02	2,060
3.	2016-17	2,014
4.	1973-74	1,921
5.	2015-16	1,920

MOST 3-POINTERS MADE

1.	2016-17	319
2.	2001-02	310
3.	2015-16	305
4.	2019-20	283
5.	2017-18	245
6.	2014-15	234
7.	1999-00	215
8.	2004-05	204
9.	2018-19	202
10.	2013-14	196

MOST 3-POINTERS ATTEMPTED

1.	2019-20	842
2.	2016-17	841
3.	2015-16	819
4.	2001-02	815
5.	2017-18	727
6.	2014-15	684
7.	2013-14	625
8.	2018-19	621
9.	2011-12	581
10.	2020-21	570

MOST FREE THROWS MADE

1.	1992-93	608
2.	1988-89	572
3.	2010-11	567
	2001-02	567
5.	1989-90	555
6.	1991-92	551
7.	1985-86	535
8.	1968-69	506



BSU's 1992-93 NCAA Tournament team set school records for free throws made (608) and attempted (873). Jamie Matthews (pictured) led the team with 132 makes and was one of four Cardinals to make more than 90 on the season.

MOST FREE THROW ATTEMPTS

1.	1992-93	873
2.	1956-57	850
3.	2010-11	818
4.	1991-92	812
5.	1988-89	792
6.	1989-90	784

MOST REBOUNDS

1.	1989-90	1,405
2.	1963-64	1,315
3.	1988-89	1,300
4.	2016-17	1,281
5.	2015-16	1,275

MOST ASSISTS

1.	2016-17	529
2.	1990-91	523
3.	1984-85	518
4.	2015-16	513
5.	1985-86	509

MOST STEALS

1.	1997-98	349
2.	1991-92	294
3.	1994-95	267
4.	1989-90	265
5.	1996-97	263
6.	1999-00	258
7.	1980-81	253
8.	2006-07	242
9.	1995-96	237
10.	1990-91	233

MOST BLOCKED SHOTS

1.	2001-02	138
2.	1986-87	133
3.	1999-00	131
4.	2015-16	126
5.	2016-17	120
6.	2018-19	118
7.	2017-18	112
8.	2019-20	105
	1989-90	105
10.	2005-06	100

SINGLE SEASON TEAM RECORDS



Patrick Jackson played a big role in Ball State's 2001-02 team that shot a school-record 75.4 percent at the free throw line and hit 38 percent of its 3-point attempts.

BEST FIELD GOAL PERCENTAGE

(Minimum 1200 attempts)

1.	1980-81	.493 (901/1,826)
2.	1981-82	.492 (790/1,607)
3.	1984-85	.490 (868/1,770)
4.	1993-94	.487 (784/1,610)
5.	1985-86	.485 (868/1,789)
6.	1979-80	.482 (867/1,798)

BEST FREE THROW PERCENTAGE

(Minimum 500 attempts)

1.	2001-02	.754 (567/752)
2.	1973-74	.749 (441/589)
	1985-86	.749 (535/714)
4.	1987-88	.737 (431/585)
5.	1963-64	.734 (441/601)
6.	1981-82	.733 (378/516)

BEST 3-POINT PERCENTAGE

(Minimum 250 attempts)

1.	1990-91	.410 (147/359)
2.	2000-01	.405 (193/477)
3.	1989-90	.404 (147/364)
4.	1987-88	.403 (104/258)
5.	1999-00	.400 (215/538)
6.	1993-94	.399 (141/353)
7.	2001-02	.380 (310/815)
	1992-93	.380 (143/376)
9.	2016-17	.379 (319/841)
10.	2004-05	.376 (204/542)

BEST SCORING AVERAGE

1.	1963-64	89.6 (2,241 in 25 gms.)
2.	1966-67	86.4 (1,814 in 21 gms.)
3.	1969-70	84.6 (2,031 in 24 gms.)
4.	1973-74	84.4 (2,195 in 26 gms.)
5.	1970-71	83.7 (2,176 in 26 gms.)

BEST REBOUNDING AVERAGE

1.	1960-61	53.4 (1,228 in 23 gms.)
2.	1963-64	52.6 (1,315 in 25 gms.)
3.	1962-63	50.3 (1,207 in 24 gms.)
4.	1959-60	49.7 (1,094 in 22 gms.)
	1966-67	49.7 (1,043 in 21 gms.)

MOST FOULS

1.	2002-03	687
2.	2001-02	667
3.	2015-16	665
4.	2016-17	658
5.	1984-85	645
6.	2006-07	644
7.	2005-06	629
8.	1982-83	619
9.	2013-14	615
10.	1996-97	612

MISCELLANEOUS TEAM RECORDS

LONGEST WINNING STREAKS

1.	16	(1-21-89 to 3-16-89)
2.	13	(1-8-38 to 3-2-38)
3.	11	(11-26-88 to 1-4-89)
4.	10	(1-29-64 to 2-29-64)
	10	(11-24-99 to 1-5-00)
6.	9	(11-25-17 to 1-2-18)
	9	(2-21-90 to 3-17-90)

LONGEST LOSING STREAKS

1.	17	(1-14-15 to end of 2014-15)
2.	11	(11-9-07 to 12-31-07)
3.	10	(1-26-14 to 2-26-14)
4.	9	(1-12-60 to 2-10-60)
	9	(12-20-83 to 1-21-84)
	9	(1-28-87 to 2-25-87)
7.	8	(12-2-50 to 1-11-51)
	8	(12-5-70 to 1-2-71)

LONGEST HOME WINNING STREAKS


1.	26	(2-28-96 to 2-11-98)
2.	24	(1-31-81 to 12-21-82)
3.	15	(12-13-56 to 12-19-57)
	15	(1-25-89 to 1-31-90)
5.	13	(1-23-48 to 12-2-49)
6.	12	(12-11-37 to 1-6-39)

LONGEST ROAD WINNING STREAKS

1.	12	(1-14-89 to 3-16-89)
2.	7	(2-21-90 to 3-17-90)
3.	6	(1-8-38 to 2-28-38)
	6	(1-19-61 to 1-23-62)
5.	5	(2-22-41 to 1-5-42)
	5	(2-1-64 to 2-26-64)
	5	(2-22-86 to 3-8-86)
	5	(2-24-00 to 3-8-00)
	5	(2-14-01 to 3-8-01)

LONGEST HOME LOSING STREAKS

1.	6	(11-9-07 to 12-31-07)
	6	(1-15-66 to 12-1-66)
3.	5	(2-1-14 to 2-26-14)
	5	(1-14-12 to 2-15-12)
	5	(1-13-73 to 2-24-73)
6.	4	(11 times)



The first-round win over Pittsburgh in the 1989 NCAA Tournament was the 16th straight victory for the Cardinals, the longest streak in program history. Scott Nichols (pictured) starts the break against the Panthers.

LONGEST ROAD LOSING STREAKS

1.	21	(11-9-13 to 12-20-14)
2.	17	(1-24-70 to 2-6-71)
3.	16	(3-5-64 to 12-11-65)
4.	13	(1-11-69 to 1-3-70)
5.	12	(12-13-52 to 12-9-53)
	12	(12-15-96 to end of 96-97)

CONSECUTIVE WINNING SEASONS

1.	14	(1988-02)
2.	4	(1924-28)
	4	(1960-64)
4.	3	(six times)

CONSECUTIVE LOSING SEASONS

1.	9	(1964-65 -- 1972-73)
2.	4	(1974-75 -- 1977-78)
3.	3	(2005-06 -- 2007-08)
	3	(1940-41 -- 1942-43)
5.	2	(seven times)

MOST CONSECUTIVE WINS

AT THE START OF A SEASON		
1.	1988-89	11
2.	1985-86	7
3.	1926-27	6
4.	1990-91	6
5.	(Five Times)	5

MOST CONSECUTIVE LOSSES

AT THE START OF A SEASON		
1.	2007-08	11
2.	1923-24	7
3.	1974-75	5
4.	1924-25	4
	1966-67	4

MOST MAC WINS TO START A SEASON

1.	6	(1997-98)
2.	5	(2010-11)
3.	4	(1978-79)

SINGLE GAME TEAM RECORDS

MOST POINTS SCORED

(Includes all games of 100 or more)

1.	123	vs. Franklin	1-27-65
2.	117	vs. Valparaiso	2-19-64
3.	116	vs. Delaware State	12-29-18
	116	vs. Cardinal Stritch	12-21-89
	116	vs. Racine	2-2-74
6.	115	vs. Eastern Michigan	2-27-16
	115	vs. Georgia State	12-21-84
8.	113	vs. IPFW	12-6-01
9.	112	vs. Earlham	12-30-55
10.	111	vs. Akron	1-27-18
	111	vs. Lynn	11-28-94
	111	vs. Indianapolis	11-29-78
13.	109	vs. Central Michigan	2-18-17
14.	108	vs. Tiffin	11-27-18
15.	107	vs. Eastern Michigan	2-22-97
	107	vs. Western Michigan	1-23-85
	107	vs. Kenyon	12-11-71
	107	vs. Illinois State	2-7-70
	107	vs. Wisconsin-Stout	12-21-66
	107	vs. Manchester	12-4-64
21.	106	vs. Anderson	12-8-04
	106	vs. Elon	11-30-01
	106	vs. Ohio	1-31-98
	106	vs. Northern Illinois	2-28-87
	106	vs. St. Joseph's	1-17-56
	106	vs. DePauw	2-5-66
	106	vs. Hanover	12-4-56
28.	105	vs. Bowling Green	2-7-98
	105	vs. Slippery Rock	1-12-91
	105	vs. Fla. International	1-13-90
31.	104	vs. Akron	1-4-03
	104	vs. Alcorn State	12-5-95
	104	vs. Chicago State	12-29-90
	104	vs. Franklin	12-3-69
35.	103	vs. IUPUI	12-5-01
	103	vs. Wabash	12-1-73
37.	102	vs. IUPUI	12-7-19
	102	vs. Eastern Michigan	1-20-96
	102	vs. Eastern Illinois	12-18-82
	102	vs. St. John's	12-30-65
	102	vs. Eastern Illinois	1-10-61
42.	101	vs. IU Kokomo	11-17-14
	101	vs. Chaminade	12-21-99
	101	vs. Northern Illinois	1-3-79
	101	vs. W. Michigan	12-16-67
	101	vs. Indiana State	1-11-67
	101	vs. Wabash	12-11-63

	101	vs. Earlham	12-30-54
49.	100	vs. Eastern Michigan	3-2-21
	100	vs. Howard	11-23-19
	100	vs. Xavier	11-28-90
	100	vs. Butler	12-5-79
	100	vs. Miami University	12-2-67
	100	vs. Wabash	2-12-64
	100	vs. Valparaiso	1-11-64
	100	vs. Baldwin-Wallace	12-9-61
	100	vs. Valparaiso	2-18-61
	100	vs. Hanover	2-18-56



Franko House's 20-point, 10-rebound, 5-assist performance to its highest-scoring game ever against a MAC opponent in a 115-79 home win Feb. 27, 2016 over Eastern Michigan.

SINGLE GAME TEAM RECORDS

LARGEST VICTORY MARGIN

1.	64	BSU 116, Cardinal Stritch 52	12-21-89
2.	60	BSU 123, Franklin 63	1-27-65
3.	59	BSU 116, Delaware State, 57	12-29-18
	59	BSU 79, Anderson 20	12-14-44
5.	57	BSU 115, Georgia St. 58	12-21-84
6.	55	BSU 77, Pharmacy 22	1-4-26
	55	BSU 105, FIU 50	1-13-90

LARGEST VICTORY MARGIN (MAC GAME)

1.	49	BSU 106, Ohio 57	1-31-98
----	----	------------------	---------

LARGEST MARGIN OF DEFEAT

1.	49	Notre Dame 80, BSU 31	12-7-46
	49	Purdue 96, BSU 47	12-12-87
3.	48	Indiana 101, BSU 53	11-25-12
	48	Cincinnati 113, BSU 65	1-26-55
5.	46	Indiana St. 65, BSU 19	2-24-23

MOST POINTS SCORED BY BOTH TEAMS

1.	233	BSU 117, Valparaiso 116	2-19-64
2.	221	DePauw 122, BSU 99	1-29-69
3.	217	Ball State 111, Akron 106	1-27-18
	212	Michigan St. 117, BSU 95	12-29-94
5.	211	BSU 116, Racine 95	2-2-74
	211	BSU 102, E. Michigan 109	1-20-96
7.	209	BSU 109, C. Michigan 100	2-18-17
	209	Akron 105, BSU 104	1-4-03
9.	207	Miami U. 107, BSU 100	12-2-67

FEWEST POINTS SCORED

1.	10	vs. Indiana Dental	12-15-21
	10	vs. Dayton	2-11-21

MOST POINTS SCORED IN A HALF

1.	67	vs. Eastern Michigan	2-22-97
2.	66	vs. Alcorn State	12-5-95

FEWEST POINTS SCORED IN A HALF

1.	4	vs. Indiana Dental	12-15-21
----	---	--------------------	----------

MOST FIELD GOALS MADE

1.	53	vs. Franklin	1-27-65
2.	48	vs. Valparaiso	2-19-64
	48	vs. Racine	2-2-74
4.	46	(three times)	

MOST FIELD GOAL ATTEMPTS

1.	104	vs. Slippery Rock	1-12-91
----	-----	-------------------	---------

BEST FREE-THROW PERCENTAGE

(Minimum 10 attempts)

1.	1.000	19-for-19 at Miami University	1-19-21
	1.000	15-for-15 vs. Kent State	3-12-89
	1.000	11-for-11 vs. Northern Illinois	2-14-17

MOST FREE THROWS MADE

1.	41	vs. Earlham	12-30-54
2.	38	vs. Bowling Green	1-16-02
3.	37	vs. Delaware State	12-29-18
	37	vs. Valparaiso	2-19-66
	37	vs. Evansville	1-20-68

FEWEST FREE THROWS MADE

1.	0	vs. Central Michigan	1-28-76
2.	1	vs. UCLA	3-16-00
3.	2	(six times)	

MOST FREE THROW ATTEMPTS

1.	57	vs. Valparaiso	2-12-55
----	----	----------------	---------

FEWEST FREE THROW ATTEMPTS

1.	0	vs. Central Michigan	1-28-76
----	---	----------------------	---------

MOST FREE THROWS MISSED

1.	22	vs. Northern Illinois	1-15-00
----	----	-----------------------	---------



Mitch Hankins (17 points) was one of six double-figure scorers in the Cardinals' largest ever MAC win, 106-57 over Ohio inside Worthen Arena in 1998.

SINGLE GAME TEAM RECORDS

MOST 3-POINTERS MADE

1.	21	vs. Howard	11-23-19
	18	vs. Eastern Michigan	2-27-16
3.	16	vs. IU Kokomo	11-29-16
	16	vs. IUPUI	12-15-01
5.	15	vs. Toledo	2-6-21
	15	vs. IUPUI	12-7-19
	15	vs. Western Michigan	2-6-16
	15	vs. Eastern Michigan	2-2-02

MOST 3-POINTERS ATTEMPTED

1.	39	vs. Eastern Michigan	2-27-16
2.	37	vs. Toledo	2-6-21
	37	vs. Portland	12-25-19
	37	vs. Howard	11-23-19
	37	vs. Oklahoma	11-15-17
6.	36	vs. Fort Wayne	3-15-17
	36	vs. Northern Illinois	2-14-17
	36	vs. IU Kokomo	11-29-16

MOST 3-POINTERS MISSED

1.	27	vs. UT-Chattanooga	11-21-06
2.	26	vs. Oklahoma	11-15-17
	26	vs. Toledo	2-7-15
4.	25	vs. Buffalo	2-2-21
5.	24	vs. UT Martin	3-20-16



MOST REBOUNDS

1.	76	vs. Wabash	12-11-63
2.	74	vs. Hanover	12-15-64
3.	73	vs. Hanover	12-1-60
	73	vs. Franklin	12-3-69
5.	72	vs. Wis.-Milwaukee	12-27-60

FEWEST REBOUNDS

1.	18	vs. Tennessee	12-19-86
----	----	---------------	----------

MOST ASSISTS

1.	35	vs. Racine	2-2-74
2.	33	vs. Northern Illinois	1-5-74
3.	32	vs. Slippery Rock	1-12-91
4.	31	vs. Southern Illinois	2-5-72
5.	30	vs. Howard	11-23-19
	30	vs. Eastern Michigan	2-27-16
	30	vs. Northern Illinois	2-28-87

MOST STEALS

1.	22	vs. Cardinal Stritch	12-21-89
2.	20	vs. Ferris State	12-1-80
3.	19	vs. Delaware St.	12-18-85
	19	vs. Coastal Carolina	11-29-96
	19	vs. Montana Tech	11-15-97
	19	vs. Quinnipiac	12-5-97
	19	vs. Anderson	12-17-05
8.	18	vs. Western Carolina	12-7-91
	18	vs. Akron	1-3-98
10.	17	(three times)	

MOST BLOCKED SHOTS

1.	13	vs. Central Michigan	1-7-87
2.	11	vs. Valparaiso	12-12-86
	11	vs. Kent State	1-3-87
	11	vs. Western Michigan	2-9-00
5.	10	vs. IUPUI	12-1-15
	10	vs. Anderson	12-8-04
	10	vs. Auburn	12-3-94

MOST FOULS

1.	36	vs. Akron	1-4-03
----	----	-----------	--------

BEST FIELD GOAL PERCENTAGE

(Minimum 20 attempts)

1.	.745	35-for-47 vs. Ohio	3-7-86
----	------	--------------------	--------

Kyle Mallery tied Dennis Trammell's BSU record for 3-pointers in a game (8) and led the Cardinals to a school-record 21 treys as a team Nov. 23, 2019 against Howard at Worthen Arena.

SINGLE GAME OPPONENT RECORDS (TEAM)

MOST POINTS SCORED

1. DePauw	1-29-69	122
2. Northwestern	12-5-66	120
3. Notre Dame	1-14-76	119
4. Evansville	1-23-65	117
Michigan State	12-29-94	117
6. Notre Dame	12-4-64	116
Valparaiso	2-19-64	116

FEWEST POINTS SCORED

1. Pharmacy	2-18-25	8
Evansville	1-3-30	8

MOST POINTS SCORED IN A HALF

1. Bradley	12-22-80	67
------------	----------	----

FEWEST POINTS SCORED IN A HALF

1. Indiana Dental	12-15-21	2
-------------------	----------	---

MOST FIELD GOALS MADE

1. Miami University	2-15-86	43
Bradley	12-22-80	43

MOST FIELD GOAL ATTEMPTS

1. Cincinnati	1-20-73	102
---------------	---------	-----

FEWEST FIELD GOALS

1. Ohio	3-10-89	9
---------	---------	---

MOST FREE THROWS MADE

1. Akron	1-4-03	38
----------	--------	----

FEWEST FREE THROWS MADE

1. Illinois State	12/12/20	1
North Florida	12-19-17	1
Austin Peay	12-1-01	1
Eastern Michigan	1-23-93	1

MOST FREE THROW ATTEMPTS

1. Akron	1-4-03	53
----------	--------	----

FEWEST FREE THROW ATTEMPTS

1. North Florida	12-19-17	3
IU Kokomo	11-25-15	3
Miami University	1-24-90	3
Eastern Michigan	1-23-93	3
Florida A&M	1-4-12	3

MOST FREE THROWS MISSED

1. Capital	12-9-72	21
------------	---------	----

MOST 3-POINTERS MADE

1. Central Michigan	1-17-17	17
2. Miami	2-1-11	16
3. Akron	1-27-18	15
Oklahoma	11-15-17	15
5. Central Michigan	2-18-17	14
Northern Illinois	3-4-16	14
Central Michigan	2-27-13	14

MOST 3-POINT ATTEMPTS

1. Central Michigan	2-18-17	46
2. Akron	1-27-18	44
3. Central Michigan	1-17-17	41
4. Troy State	11-30-96	36
5. Grand Valley State	11-23-96	35

MOST FOULS

1. Central Michigan	1-13-08	34
2. Akron	1-27-18	33
Bowling Green	1-16-02	33
4. (five times)		32

MOST 3-POINTERS MISSED

1. Central Michigan	2-18-17	32
2. Akron	1-27-18	29
3. Ohio	3-6-00	26

MOST REBOUNDS

1. Notre Dame	12-4-64	82
---------------	---------	----

FEWEST REBOUNDS

1. Hillsdale	12-6-80	15
--------------	---------	----

SINGLE GAME OPPONENT RECORDS (INDIVIDUAL)

MOST POINTS SCORED

1. Doug Collins (Illinois State)	1-15-72	55
2. David Webber (Central Michigan)	2-24-00	51
3. Jimond Ivey (Akron)	1-27-18	48
Butch Webster (New Orleans)	12-5-70	48
Larry Humes (Evansville)	1-2-65	48
6. Ron Harper (Miami University)	3-8-85	45
Tom McCormick (DePauw)	1-29-69	45

MOST POINTS SCORED IN A HALF

1. Billy Harris (Northern Illinois)	1-13-73	32
-------------------------------------	---------	----

MOST FIELD GOALS MADE

1. Doug Collins (Illinois State)	1-15-72	24
----------------------------------	---------	----

MOST FIELD GOAL ATTEMPTS

1. Doug Collins (Illinois State)	1-15-72	37
2. Marcus Keene (C. Michigan)	2-18-17	36

MOST FREE THROWS MADE

1. Ron Lewis (Bowling Green)	3-10-03	22
------------------------------	---------	----

MOST FREE THROW ATTEMPTS

1. Ron Lewis (Bowling Green)	3-10-03	25
------------------------------	---------	----

MOST FREE THROWS MISSED

1. Mike Stumpf (Capital)	12-9-72	10
--------------------------	---------	----

MOST 3-POINTERS MADE

1. Jimond Ivey (Akron)	1-27-16	9
2. Willie Mangum IV (E. Michigan)	2-21-17	8
Marcus Keene (C. Michigan)	1-17-17	8
Shawn Respert (Michigan St.)	12-29-94	8
Tony Ross (San Diego St.)	12-20-86	8

MOST REBOUNDS

1. Walt Sahn (Notre Dame)	12-4-64	30
2. Jim Bradley (Northern Illinois)	2-19-74	29
3. Steve Downing (Indiana)	12-1-71	26
Al Dixon (Bowling Green)	12-1-65	26
5. Garfield Smith (Eastern Ky.)	12-28-67	24

MOST ASSISTS

1. Percy Cooper (Eastern Michigan)	3-1-86	14
------------------------------------	--------	----

MOST BLOCKED SHOTS

1. Willie Simmons (Louisiana Tech)	12-10-84	8
------------------------------------	----------	---

HOME COURT RECORDS

MOST POINTS

Worthen Arena:	BSU	41	Bonzi Wells vs. Eastern Michigan, 2-17-96
	OPP	48	Jimond Ivey, Akron, 1-27-18
All Home Sites:	BSU	47	Larry Bullington vs. Cleveland St., 1-19-74
	OPP	48	Jimond Ivey, Akron, 1-27-18
		48	Butch Webster, New Orleans, 12-5-70
		48	Larry Humes, Evansville, 1-2-65

MOST FIELD GOALS MADE

Worthen Arena:	BSU	15	Bonzi Wells vs. Eastern Michigan, 2-17-96
	OPP	15	Jimond Ivey, Akron, 1-27-18
		15	Brian Grant, Xavier, 12-7-92
All Home Sites:	BSU	19	Larry Bullington vs. Northern Iowa, 12-2-72
		19	Ed Butler vs. Valparaiso, 2-19-64
	OPP	20	Billy Harris, Northern Illinois, 1-13-73
		20	Butch Webster, New Orleans, 12-5-70

MOST FIELD GOAL ATTEMPTS

Worthen Arena:	BSU	27	Bonzi Wells vs. Eastern Michigan, 2-17-96
	OPP	28	Kevin Larkin, Delaware State, 12-29-18
		28	Nick Stapleton, Austin Peay, 12-1-02
All Home Sites:	BSU	34	Ed Butler vs. Valparaiso, 2-19-64
	OPP	38	Butch Webster, New Orleans, 12-5-70

MOST 3-POINT FIELD GOALS MADE

Worthen Arena:	BSU	8	Kyle Mallers vs. Howard, 11-23-19
		8	Dennis Trammell vs. Marshall, 2-6-05
	OPP	9	Jimond Ivey, Akron, 1-27-18
All Home Sites:	BSU	8	Kyle Mallers vs. Howard, 11-23-19
		8	Dennis Trammell vs. Marshall, 2-6-05
	OPP	9	Jimond Ivey, Akron, 1-27-18

MOST 3-POINT FIELD GOAL ATTEMPTS

Worthen Arena:	BSU	13	LaSalle Thompson vs. C. Michigan, 1-17-96
		13	Jauwan Scaife vs. Eastern Michigan, 2-16-13
	OPP	17	Marcus Keene, Central Michigan, 1-17-17
All Home Sites:	BSU	13	LaSalle Thompson vs. C. Michigan, 1-17-96
		13	Jauwan Scaife vs. Eastern Michigan, 2-16-13
	OPP	17	Marcus Keene, Central Michigan, 1-17-17

MOST FREE THROWS MADE

Worthen Arena:	BSU	15	Theron Smith vs. Bowling Green, 1-16-02
	OPP	22	Ron Lewis, Bowling Green, 3-10-03
All Home Sites:	BSU	19	Dan Palombizio vs. W. Michigan, 1-23-85
	OPP	22	Ron Lewis, Bowling Green, 3-10-03

MOST FREE THROW ATTEMPTS

Worthen Arena:	BSU	18	Chris Williams vs. Bowling Green, 3-10-03
		18	Theron Smith vs. Bowling Green, 1-16-02
	OPP	25	Ron Lewis, Bowling Green, 3-10-03
All Home Sites:	BSU	20	Dan Palombizio vs. W. Michigan, 1-23-85
		20	Barry Kennedy vs. Evansville, 1-20-68
	OPP	25	Ron Lewis, Bowling Green, 3-10-03

MOST REBOUNDS

Worthen Arena:	BSU	22	Cameron Echols vs. Wright State, 12-7-02
	OPP	22	Chris Kaman, Central Michigan, 3-8-03
All Home Sites:	BSU	25	Ed Butler vs. Manchester, 12-3-63
	OPP	24	Garfield Smith, Eastern Kentucky, 12-28-67

MOST ASSISTS

Worthen Arena:	BSU	14	Taylor Persons vs. IU Kokomo, 11-29-16
	OPP	13	Chris Fowler, Central Michigan, 2-27-13
All Home Sites:	BSU	19	Bob Faulkner vs. Racine, 2-2-74
	OPP	17	James Smith, Rider, vs. Texas-Arlington
		17	in Cardinal Varsity Club Classic, 12-21-84

MOST BLOCKED SHOTS

Worthen Arena:	BSU	7	Lonnie Jones and vs. Buffalo, 2-13-02
		7	Lonnie Jones vs. Miami University, 3-8-00
		7	Lonnie Jones vs. Western Michigan, 2-9-00
	OPP	7	Khaliq Spicer, Kent State, 1-19-16
All Home Sites:	BSU	11	Charles Smith vs. Central Michigan, 1-7-87
	OPP	7	Khaliq Spicer, Kent State, 1-19-16
		7	John Devereaux, Ohio, 1-22-83
		7	Brad Sellers, Wisconsin, 12-8-82

MOST STEALS

Worthen Arena:	BSU	10	Bonzi Wells vs. Ohio, 1-3-96
	OPP	6	Paris Collins, Jackson State, 12-22-17
		6	Mike Talley, Eastern Michigan, 3-3-15
All Home Sites:	BSU	10	Bonzi Wells vs. Ohio, 1-3-96
		6	Anthony Stacey, Bowling Green, 1-30-99
	OPP	7	Melvin Newbern, Minnesota, 12-19-87



Cameron Echols set the Worthen Arena record with 22 rebounds in the Cardinals' Dec. 7, 2002 win over Wright State.

HOME COURT RECORDS

MOST POINTS

Worthen Arena:	BSU	116	vs. Delaware State, 12-29-18
	OPP	106	Akron, 1-27-18
	Both	217	BSU (111) vs. Akron (106), 1-17-18
All Home Sites:	BSU	123	vs. Franklin, 1-27-65
	OPP	116	Valparaiso, 2-19-64
	Both	233	BSU (117) vs. Valparaiso (116), 2-19-64

MOST FIELD GOALS MADE

Worthen Arena:	BSU	43	vs. Anderson, 12-8-04
	OPP	36	Akron, 1-27-18
		36	Eastern Michigan, 2-22-97
	Both	75	BSU (42) vs. Chaminade (33), 12-21-99
All Home Sites:	BSU	53	vs. Franklin, 1-27-65
	OPP	48	Northern Illinois, 1-13-73
	Both	91	BSU (48) vs. Valparaiso (43), 2-19-64

MOST FIELD GOAL ATTEMPTS

Worthen Arena:	BSU	89	vs. St. Joseph's, 12-4-98
	OPP	77	Akron, 1-27-18
		77	Chaminade, 12-21-99
	Both	157	BSU (84) vs. Anderson (73), 12-8-04
All Home Sites:	BSU	104	vs. Slippery Rock, 1-12-91
	OPP	97	Miami University, 12-29-64
	Both	190	BSU (104) vs. Slippery Rock (86), 1-12-91

MOST 3-POINT FIELD GOALS MADE

Worthen Arena:	BSU	21	vs. Howard, 11-23-19
	OPP	17	Central Michigan, 1-17-17
	Both	27	BSU (21) vs. Howard (6), 11-23-19
		27	BSU (16) vs. IU Kokomo (11), 11-29-16
All Home Sites:	BSU	21	vs. Howard, 11-23-19
	OPP	17	Central Michigan, 1-17-17
	Both	27	BSU (21) vs. Howard (6), 11-23-19
		27	BSU (16) vs. IU Kokomo (11), 11-29-16

MOST 3-POINT FIELD GOAL ATTEMPTS

Worthen Arena:	BSU	39	vs. Eastern Michigan, 2-27-16
	OPP	44	Akron, 1-27-18
	Both	68	BSU (36) vs. IU Kokomo (32), 11-29-16
All Home Sites:	BSU	39	vs. Eastern Michigan, 2-27-16
	OPP	41	Central Michigan, 1-17-17
	Both	68	BSU (36) vs. IU Kokomo (32), 11-29-16

MOST FREE THROWS MADE

Worthen Arena:	BSU	38	vs. Bowling Green, 1-16-02
	OPP	37	Bowling Green, 3-10-03
	Both	67	BSU (30) vs. Bowling Green (37), 3-10-03
All Home Sites:	BSU	38	vs. Bowling Green, 1-16-02
	OPP	37	Bowling Green, 3-10-03
	Both	67	BSU (30) vs. Bowling Green (37), 3-10-03

MOST FREE THROW ATTEMPTS

Worthen Arena:	BSU	51	vs. Central Michigan, 1-13-08
	OPP	43	Bowling Green, 3-10-03
	Both	78	BSU (35) vs. Bowling Green (43), 3-10-03
All Home Sites:	BSU	51	vs. Central Michigan, 1-13-08
	OPP	46	Eastern Michigan, 1-23-93
	Both	78	BSU (35) vs. Bowling Green (43), 3-10-03

MOST REBOUNDS

Worthen Arena:	BSU	58	vs. Anderson, 12-8-04
	OPP	50	Eastern Michigan, 1-8-00
		50	Chaminade, 12-21-99
	Both	91	BSU (58) vs. Anderson (33), 12-8-04
All Home Sites:	BSU	76	vs. Wabash, 12-11-63
	OPP	68	(4 times)
	Both	125	BSU (76) vs. Wabash (49), 12-11-63

MOST ASSISTS

Worthen Arena:	BSU	30	vs. Howard, 11-23-19
		30	vs. Eastern Michigan, 2-27-16
		30	vs. IU Kokomo, 11-29-16
	OPP	23	Indiana State, 12-22-94
	Both	46	BSU (29) vs. Bowling Green (17), 2-22-95
All Home Sites:	BSU	35	vs. Racine, 2-2-74
	OPP	31	Evansville, 1-23-71
	Both	63	BSU (32) vs. Evansville (31), 1-23-71

HIGHEST FIELD GOAL PERCENTAGE (MINIMUM OF 40 ATTEMPTS)

Worthen Arena:	BSU	.649	(37-of-57) vs. Bowling Green, 2-22-95
	OPP	.660	(31-of-47), Michigan, 11-29-95
All Home Sites:	BSU	.667	(36-of-54) vs. Hillsdale, 12-6-80
	OPP	.711	(32-of-45), Miami University, 3-8-83

HIGHEST VICTORY MARGIN

Worthen Arena:	BSU	59	BSU (116), Delaware State (57), 12-29-18
	OPP	28	Michigan (80), BSU (52), 11-29-95
All Home Sites:	BSU	64	BSU (116) vs. Cardinal Stritch (52), 12-21-89
	OPP	31	Bowling Green (100) vs. BSU (69), 12-14-74



Taylor Persons celebrates as the Cardinals secure a 111-106, double-overtime victory over Akron on Jan. 17, 2018. The 217 combined points are the most in Worthen Arena history.

NATIONAL HONORS

ALL-AMERICA FIRST TEAM

Bonzi Wells 1998 (Basketball Weekly)

ALL-AMERICA THIRD TEAM

Bonzi Wells 1998 (Associated Press)

ALL-AMERICA HONORABLE MENTION

Bonzi Wells 1998 (Sporting News)
 1997 (Basketball Weekly)
 1996 (Associated Press)
 Dan Palombizio 1986 (Associated Press)
 1985 (Associated Press)
 1985 (United Press Int'l)
 Curtis Kidd 1989 (Associated Press)
 Paris McCurdy 1989 (Associated Press)
 Ray McCallum 1983 (Associated Press)
 1983 (Sporting News)
 Larry Bullington 1974 (Sporting News)
 1973 (Universal Sports)

PRESEASON ALL-AMERICA HONORABLE MENTION

Theron Smith 2003 (Athlon Sports)
 Bonzi Wells 1997 (Athlon Sports)
 Chandler Thompson 1991 (Blue Ribbon)

BASKETBALL WEEKLY FRESHMAN ALL-AMERICA HONORABLE MENTION

Bonzi Wells 1995
 Ray McCallum 1980

NATIONAL PLAYER OF THE YEAR FINALIST

Bonzi Wells 1998 (USBWA)
 1997 (RCA)

JOHN WOODEN PLAYER OF THE YEAR AWARD FINALIST

Theron Smith 2003
 Bonzi Wells 1998

NAISMITH-BASKETBALL HALL OF FAME AWARD

(Outstanding Player under 6-0)
 Ray McCallum 1983

HOOP SCOOP

NATIONAL COACH OF THE YEAR
 Rick Majerus 1989

NATIONAL COACH OF THE YEAR FINALIST


Rick Majerus 1989 (Associated Press)
 1989 (CBS)
 1989 (NABC)

U.S. NATIONAL TEAM TRIALS

Bonzi Wells 1997
 1995
 1994

WORLD UNIVERSITY GAMES TEAM

Bonzi Wells 1997



Former high school teammates Curtis Kidd (left) and Paris McCurdy (right) were both honorable mention All-Americans on the Cardinals' 1989-90 Sweet 16 team.

NCAA ALL-WEST REGIONAL

Chandler Thompson 1990

NIT ALL-STAR

Chandler Thompson 1991

NABC ALL-DISTRICT FIRST TEAM

Tahjai Teague 2020
 Jarrod Jones 2012
 2011
 2010
 Theron Smith 2002
 Bonzi Wells 1997
 1996
 Ray McCallum 1983

NABC ALL-DISTRICT SECOND TEAM

Ishmael El-Amin 2021
 Ray McCallum 1982
 1981

NABC ALL-DISTRICT THIRD TEAM

Gary Miller 1968

NCAA ALL-DISTRICT THIRD TEAM

Larry Bullington 1974

USBWA ALL-DISTRICT FIRST TEAM

Bonzi Wells 1998
 1997
 1996
 Dan Palombizio 1985
 Ray McCallum 1983

BASKETBALL TIMES

ALL-MIDEAST FIRST TEAM

Theron Smith 2002
 Bonzi Wells 1997
 Curtis Kidd 1989

BASKETBALL TIMES ALL-MIDEAST HONORABLE MENTION

Bonzi Wells 1996
 Derrick Wesley 1988

BASKETBALL WEEKLY

ALL-MIDWEST FIRST TEAM

Larry Bullington 1974

BASKETBALL WEEKLY ALL-MIDWEST HONORABLE MENTION

Steve Payne 1994
 1993
 Jeermal Sylvester 1994
 1993
 Randy Boarden 1979
 Larry Bullington 1974

NATIONAL PLAYER OF THE WEEK

Bonzi Wells Feb. 28, 1998
 (Basketball News)
 Dan Palombizio March 3-9, 1986
 (Sports Illustrated)

NATIONAL HONORS

NBA DRAFT PICKS

Bonzi Wells	1998 (1st Rd, 11th pick)	Detroit Pistons
Dan Palombizio	1986 (7th Rd.)	Philadelphia 76ers
Ray McCallum	1983 (8th Rd.)	Indiana Pacers
Jim Regenold	1972 (9th Rd.)	Milwaukee Bucks



Bonzi Wells played 10 seasons with the Portland Trailblazers, Memphis Grizzlies, Sacramento Kings, Houston Rockets and New Orleans Hornets.



Bonzi Wells on draft night with then-NBA Commissioner David Stern



Theron Smith spent two seasons in the NBA with the Memphis Grizzlies and Charlotte Bobcats.

COSIDA ACADEMIC ALL-AMERICA

Dennis Trammell	2005 (3rd team)
Patrick Jackson	2002 (1st team)
Jim Hahn	1979 (6th team)

COSIDA ACADEMIC ALL-DISTRICT

Sean Sellers	2018
Dennis Trammell	2005
Matt McCollom	2003
Patrick Jackson	2002
	2001
Jeff Robbins	1992
Rick Hall	1989
	1988

COSIDA ACADEMIC ALL-DISTRICT HONORABLE MENTION

Jeff Furlin	1984
-------------	------

WALTER BYERS POSTGRADUATE SCHOLARSHIP (FIRST EVER RECIPIENT)

Rick Hall	1989
-----------	------

NCAA INSPIRATION AWARD

Trey Moses	2020
------------	------

LOWE'S SENIOR CLASS AWARD FINALIST

Peyton Stovall	2008
----------------	------


COACH JOHN WOODEN CITIZENSHIP CUP FINALIST

Peyton Stovall	2008
----------------	------





Trey Moses with Ball State Athletic Director Beth Goetz upon receiving the NCAA Inspiration Award in February 2020 in Anaheim, California.

Rick Hall graduated with a 3.952 GPA as a double major in accounting and political science. A student in Ball State's Honors College, he received "A's" in every class except two in his four years. Hall was captain of the 1988-89 team which tallied a 29-3 record, won the MAC and defeated Pittsburgh in the first round of the NCAA Tournament. He later went on to become president of the Ball State University Board of Trustees.



MID-AMERICAN CONFERENCE HONORS



Steve Payne (left), Ray McCallum (middle) and Bonzi Wells (right) are the three players in BSU history to be named to the All-MAC First Team three times in a career. Wells (twice) and McCallum were both named MAC Player of the Year.

MAC COACH OF THE YEAR

Rick Majerus	1989
Steve Yoder	1982
	1981

MAC PLAYER OF THE YEAR

Bonzi Wells	1998
	1996
Ray McCallum	1983

**MAC DEFENSIVE
PLAYER OF THE YEAR**

Bonzi Wells	1998
-------------	------

MAC FRESHMAN OF THE YEAR

Jarron Coleman	2020
Sean Sellers	2015
Zavier Turner	2014
Jarrold Jones	2009
Maurice Acker	2006
Theron Smith	2000
Bonzi Wells	1995
Ray McCallum	1980

ALL-MAC FIRST TEAM

Tahjai Teague	2020
Jarrold Jones	2011
Chris Williams	2003
Theron Smith	2002
Bonzi Wells	1998
	1997
	1996
Steve Payne	1995
	1994
	1993
Jeermal Sylvester	1994
	1993
Keith Stalling	1992
Emanuel Cross	1991
Chandler Thompson	1991
Paris McCurdy	1990
	1989
Curtis Kidd	1989
Derrick Wesley	1988
Dan Palombizio	1986
	1985
Ray McCallum	1983
	1982
	1981

ALL-MAC SECOND TEAM

Ishmael El-Amin	2021
Taylor Persons	2018
	2017
Franko House	2016
Jauwan Scaife	2013
Jarrold Jones	2012
Skip Mills	2006
Dennis Trammell	2005
Patrick Jackson	2002
Theron Smith	2001
Duane Clemens	2000
	1999
Curtis Kidd	1990
Billy Butts	1989
Charles Smith	1987
Derrick Wesley	1987
C.C. Fullove	1982
Al Gooden	1981
	1980
Ray McCallum	1980
Randy Boarden	1979


ALL-MAC THIRD TEAM

Ishmael El-Amin	2020
Taylor Persons	2019
Trey Moses	2018
Franko House	2017
Majok Majok	2014
	2013

**ALL-MAC
HONORABLE MENTION**

K.J. Walton	2021
Jarrold Jones	2010
	2009
Brandon Lampley	2009
Peyton Stovall	2008
Anthony Newell	2008
Cameron Echols	2004
Duane Clemens	1998
Marcus Norris	1995
Bill Gillis	1993
	1992
Chandler Thompson	1992
	1990
Shawn Parrish	1990
Scott Nichols	1989
Jon Mansbury	1983
David Scott	1983
John Williams	1982
	1981
	1980
Mike Drews	1979
Randy Boarden	1978
	1976
Robert Sims	1978

MID-AMERICAN CONFERENCE HONORS



Billy Butts was named MVP of the MAC Tournament in back-to-back seasons while leading the Cardinals to championships in 1989 and 1990.



Matt McCollom was the first BSU player to earn a spot on the Academic All-MAC team three straight years when he did it in 2003, 2004 and 2005.

MAC TOURNAMENT MVP

Duane Clemens	2000
Steve Payne	1995
	1993
Bill Gillis	1992
Billy Butts	1990
	1989
Dan Palombizio	1986
Ray McCallum	1981

MAC ALL-TOURNAMENT TEAM

Jarrold Jones	2011
Theron Smith	2002
Duane Clemens	2000
Bonzi Wells	1998
	1996
	1995
Steve Payne	1995
	1994
	1993
Jamie Matthews	1993
Bill Gillis	1992
Keith Stalling	1992
Billy Butts	1990
	1989
Curtis Kidd	1990
	1989
Paris McCurdy	1990
	1989
Dan Palombizio	1986
	1985
Chris Shelton	1986
Ray McCallum	1983
	1982
	1981
David Scott	1982
Al Gooden	1981

MAC ALL-FRESHMAN TEAM

Jarron Coleman	2020
Sean Sellers	2015
Zavier Turner	2014
Aaron Adeoye	2012
Chris Bond	2011
Jauwan Scaife	2010
Jarrold Jones	2009
Melvin Goins	2008
Maurice Acker	2006
Peyton Stovall	2004
Theron Smith	2000
Bonzi Wells	1995
Randy Zachary	1994
David Broz	1991
Todd Jones	1991
Jeermal Sylvester	1991
Scott Nichols	1987

MAC ALL-DEFENSIVE TEAM

Trey Moses	2017
Franko House	2016

ACADEMIC ALL-MAC

Luke Bumbalough	2021
Brachen Hazen	2021
Kyle Mallers	2020
	2019
	2018
Austin Nehls	2019
Sean Sellers	2018
	2017
	2016
Matt Kamieniecki	2015
	2012
Jauwan Scaife	2013
Dennis Trammell	2005
Matt McCollom	2005
	2004
	2003
David Broz	1994
Rick Hall	1989
	1990
Derrick Wesley	1988
	1987
Jeff Furlin	1984
Jim Hahn	1979

ACADEMIC ALL-MAC HONORABLE MENTION

Matt Kamieniecki	2013
Jeff Robbins	1992
	1991
Mike Giunta	1990
Doug Faulkner	1987
Rick Hall	1987
Paul Kaiser	1977
Larry Heinbaugh	1974

MAC DISTINGUISHED SCHOLAR-ATHLETE

Kyle Mallers	2019
	2018
Austin Nehls	2019
Sean Sellers	2018
	2017
	2016
Matt Kamieniecki	2015

MID-AMERICAN CONFERENCE HONORS**MAC WEST DIVISION****PLAYERS OF THE WEEK****2019-20**

Tahjai Teague	March 1-7
Tahjai Teague	Jan. 27-Feb. 2
Tahjai Teague	Jan. 13-19
Tahjai Teague	Jan. 6-12
Ishmael El-Amin	Dec. 23-29
Tahjai Teague	Dec. 16-22
Kyle Mallers	Nov. 18-24
Tahjai Teague	Nov. 11-17

2018-19

Taylor Persons	Feb. 4-10
Taylor Persons	Jan. 14-20
Tahjai Teague	Dec. 31-Jan. 6
Tahjai Teague	Dec. 18-24

2017-18

Taylor Persons	Dec. 4-10
----------------	-----------

2016-17

Taylor Persons	Feb. 27-Mar. 5
Franko House	Nov. 7-13

2014-15

Franko House	Jan. 5-11
Sean Sellers	Nov. 10-16

2013-14

Majok Majok	Dec. 30-Jan. 5
-------------	----------------

2012-13

Jauwan Scaife	Feb. 25-March 3
Jauwan Scaife	Feb. 11-17
Majok, Majok	Jan. 21-27
Jesse Berry	Dec. 31-Jan. 6
Majok Majok	Dec. 3-9
Jesse Berry	Nov. 5-11

2011-12

Jesse Berry	Feb. 25-March 3
Randy Davis	Jan. 17-23
Jarrold Jones	Jan. 2-8
Jarrold Jones	Dec. 26-Jan. 1
Jarrold Jones	Dec. 5-11
Jarrold Jones	Nov. 7-13

2010-11

Jarrold Jones	Feb. 22-28
Randy Davis	Feb. 15-21
Randy Davis	Jan. 18-24
Jarrold Jones	Jan. 4-10
Jarrold Jones	Dec. 7-13

2009-10

Jarrold Jones	Jan. 25-31
Jarrold Jones	Dec. 21-27

2008-09

Jarrold Jones	Jan. 26-Feb. 1
Anthony Newell	Dec. 15-21
Anthony Newell	Dec. 1-7
Anthony Newell	Nov. 17-23

2007-08

Anthony Newell	Jan. 7-13
Peyton Stovall	Dec 31-Jan 6

2006-07

Anthony Newell	Feb. 12-19
----------------	------------

2005-06

Skip Mills	Dec. 5-12
------------	-----------

2004-05

Peyton Stovall	March 1-6
----------------	-----------

Dennis Trammell	Jan. 17-23
-----------------	------------

Terrance Chapman	Dec. 13-19
------------------	------------

2003-04

Dennis Trammell	Feb. 22-28
-----------------	------------

2003-04

Matt McCollom	Jan. 12-17
---------------	------------

2002-03

Chris Williams	Feb. 3-7
----------------	----------

Chris Williams	Jan. 1-6
----------------	----------

Chris Williams	Nov. 20-26
----------------	------------

2001-02

Theron Smith	Feb. 4-11
--------------	-----------

Patrick Jackson	Jan. 21-28
-----------------	------------

Theron Smith	Dec. 3-10
--------------	-----------



Tahjai Teague set a school record in 2019-20 by winning the MAC West Division Player of the Week award six times in one season.

MAC PLAYERS OF THE WEEK**2020-21**

Jarron Coleman	Feb. 21-28
----------------	------------

2000-01

Theron Smith	Feb. 19-26
--------------	------------

Rob Robbins	Feb. 12-19
-------------	------------

Patrick Jackson	Jan. 15-22
-----------------	------------

Josh Murray	Dec. 11-18
-------------	------------

Theron Smith	Dec. 4-11
--------------	-----------

1999-00

Lonnie Jones	Feb. 7-14
--------------	-----------

Lonnie Jones	Dec. 13-20
--------------	------------

Theron Smith	Dec. 13-20
--------------	------------

Theron Smith	Nov. 23-30
--------------	------------

1998-99

Duane Clemens	Jan. 11-18
---------------	------------

1997-98

Bonzi Wells	Feb. 22-27
-------------	------------

Bonzi Wells	Jan. 5-11
-------------	-----------

Bonzi Wells	Dec. 8-13
-------------	-----------

Bonzi Wells	Dec. 1-7
-------------	----------

1996-97

Bonzi Wells	Feb. 17-23
-------------	------------

Bonzi Wells	Dec. 2-8
-------------	----------

1995-96

Bonzi Wells	Feb. 5-11
-------------	-----------

Bonzi Wells	Jan. 8-14
-------------	-----------

Bonzi Wells	Dec. 11-16
-------------	------------

1994-95

Steve Payne	Feb. 20-26
-------------	------------

1993-94

Steve Payne	Feb. 7-13
-------------	-----------

1992-93

Steve Payne	Feb. 15-21
-------------	------------

Jeermal Sylvester	Dec. 28-Jan. 3
-------------------	----------------

1991-92

Keith Stalling	Jan. 27- Feb. 1
----------------	-----------------

1990-91

Chandler Thompson	Feb. 11-17
-------------------	------------

Emanuel Cross	Jan. 7-13
---------------	-----------

1989-90

Chandler Thompson	Feb. 6-Mar. 5
-------------------	---------------

Paris McCurdy	Jan. 22-28
---------------	------------

1988-89

Paris McCurdy	Feb. 20-26
---------------	------------

Curtis Kidd	Jan. 30-Feb. 4
-------------	----------------

1987-88

Derrick Wesley	Jan. 25-30
----------------	------------

Billy Butts	Dec. 19-25
-------------	------------

Greg Miller	Dec. 5-11
-------------	-----------

1986-87

Derrick Wesley	Jan. 19-24
----------------	------------

Derrick Wesley	Dec. 14-19
----------------	------------

1985-86

Chris Shelton	Feb. 17-23
---------------	------------

Dan Palombizio	Jan. 6-12
----------------	-----------

Charles Smith	Dec. 8-13
---------------	-----------

1984-85

Dan Palombizio	Jan. 21-26
----------------	------------

Dan Palombizio	Dec. 17-22
----------------	------------

Dan Palombizio	Nov. 26-Dec. 1
----------------	----------------

1982-83

Ray McCallum	Jan. 24-29
--------------	------------

1981-82

Ray McCallum	Jan. 18-23
--------------	------------

1980-81

John Williams	March 2-7
---------------	-----------

Al Gooden	Jan. 19-24
-----------	------------

1979-80

Al Gooden	Jan. 14-19
-----------	------------

1978-79

Mike Drews	Jan. 1-6
------------	----------

1977-78

Mike Drews	Jan. 9-14
------------	-----------

1974-75

Shafer Suggs	Feb. 3-8
--------------	----------

1973-74

Larry Bullington	Jan. 14-19
------------------	------------

PREVIOUS CONFERENCE HONORS

All-Midwestern Conference

First Team

Jim Regenold 1971

All-Midwestern Conference

Second Team

Chris Collins 1972

Jim Regenold 1972

Indiana Collegiate Conference

Coach of the Year

Jim Hinga 1964

1957

Indiana Collegiate Conference

Player of the Year

Ed Butler 1964

All-Indiana

Collegiate Conference

First Team

Stan Neal 1965

Ed Butler 1964

1963

1962

John Lee 1964

Wayne Van Sickle 1957

Tom Dobbs 1957

All-Indiana

Collegiate Conference

Second Team

Mack Sawyer 1967

1966

All-Indiana

Collegiate Conference

Honorable Mention

Gary Miller 1968

Marzine Moore 1968

Terry Stillabower 1967


Keith Henschen 1965

Dan Howe 1965


Terry Schurr 1958

1957

Jim Sullivan 1958



The 1963-64 team featured Indiana Collegiate Conference Coach of the Year Jim Hinga (right) and Player of the Year Ed Butler (left). John Lee (middle) joined Butler on the All-ICC First Team.



Jim Regenold earned all-league honors in both seasons of the short-lived Midwestern Conference. Regenold, whose 292 made field goals in the 1970-71 season still stand as a school record, became the first BSU player to be selected in the NBA Draft one year later.

BALL STATE HONORS**BALL STATE TEAM CAPTAINS**

Bill O'Neal, Bob Stewart	1960-61
Mike Readnour	1961-62
John Kunze	1962-63
Ron Galloway	1963-64
Dan Howe, Stan Neal	1964-65
Gerald Lanich, Curt Ervin	1965-66
John Miller	1966-67
John Miller	1967-68
Barry Kennedy	1968-69
Mike Holland, Marzine Moore	1969-70
Roger Law, Randy Frederick	1970-71
Jim Regenold, Marty Miggenburg	1971-72
Jim Troutwine, Bob Boyd	1972-73
Larry Bullington, Chris Collins	1973-74
Bob Faulkner, Kim Kaufman	1974-75
Larry Heinbaugh	1975-76
Jim Hahn	1976-77
Jim Hahn, Robert Sims	1977-78
Randy Boarden, Jim Hahn	1978-79
Dwayne Irvin, John Williams	1979-80
George Bradley, Clement Murrell,	1980-81
John Williams	
C.C. Fullove, Jeff Parker,	1981-82
John Williams	
Ray McCallum, David Scott,	1982-83
Jon Mansbury	
Jeff Furlin, Rick Rowray	1983-84
Mike Chesser, Larry Jones	1984-85
Dan Palombizio, Larry Reed,	1985-86
Chris Shelton	
Doug Faulkner, Charles Smith,	1986-87
Derrick Wesley	
Derrick Wesley	1987-88
Rick Hall	1988-89
Curtis Kidd, Paris McCurdy	1989-90
Emanuel Cross	1990-91
Mike Spicer, Chandler Thompson	1991-92
Bill Gillis, Jamie Matthews	1992-93
Mark Hardwick, Steve Payne	1993-94
Steve Payne, Randy Zachary	1994-95
Marcus Norris, Randy Zachary	1995-96
Bonzi Wells, Randy Zachary	1996-97
Bonzi Wells, Charles Smith	1997-98
Marcus Mason, Wayne Johnson	1998-99
Duane Clemens, Mickey Hosier	1999-00
Patrick Jackson, Josh Murray	2000-01
Theron Smith	
Patrick Jackson, Theron Smith,	2001-02
Chris Williams	
Chris Williams	2002-03
Robert Owens, Matt McCollom,	2003-04
Dennis Trammell	
Michael Bennett, Terrance Chapman,	2004-05
Matt McCollom, Dennis Trammell	
No Award Given	2005-06
No Award Given	2006-07

Peyton Stovall, Anthony Newell	2007-08
Anthony Newell, Rob Giles,	2008-09
Laron Frazier, Brandon Lampley	
No Award Given	2009-10
Malik Perry	2010-11
Randy Davis, Jarrod Jones	2011-12
Jauwan Scaife, Zach Fields	2012-13
Tyler Koch, Majok Majok	2013-14
Jeremiah Davis, Franko House,	2014-15
Matt Kamieniecki	
Bo Calhoun, Jeremiah Davis,	2015-16
Franko House	
Franko House, Ryan Weber	2016-17
Francis Klapway, Sean Sellers	2017-18
Trey Moses, Tayler Persons	2018-19
Ishmael El-Amin, Kyle Mallers	2019-20

A.L. (PETE) PHILLIPS AWARD*(BSU Most Valuable Player)*

Mike Readnour	1960-61
Ed Butler	1961-62
Ed Butler	1962-63
Ed Butler	1963-64
Stan Neal	1964-65
Mack Sawyer	1965-66
Mack Sawyer	1966-67
John Miller	1967-68
Gary Miller and Mike Holland	1968-69
Mike Holland	1969-70
Jim Regenold	1970-71
Jim Regenold	1971-72
Larry Bullington	1972-73
Larry Bullington	1973-74
Bob Faulkner and Kim Kaufman	1974-75
Randy Boarden	1975-76
Jim Hahn	1976-77
Robert Sims	1977-78
Randy Boarden	1978-79
Ray McCallum	1979-80
Ray McCallum	1980-81
C.C. Fullove	1981-82
Ray McCallum	1982-83
Jeff Furlin and Marcus Lacey	1983-84
Dan Palombizio	1984-85
Dan Palombizio	1985-86
Charles Smith & Derrick Wesley	1986-87
Derrick Wesley	1987-88
Curtis Kidd	1988-89
Paris McCurdy	1989-90
Chandler Thompson	1990-91
Keith Stalling	1991-92
Jamie Matthews	1992-93
Steve Payne	1993-94
Steve Payne	1994-95
Bonzi Wells	1995-96
Bonzi Wells	1996-97
Bonzi Wells	1997-98

Marcus Mason	1998-99
Duane Clemens	1999-00
Patrick Jackson	2000-01
Patrick Jackson & Theron Smith	2001-02
Chris Williams	2002-03
Dennis Trammell	2003-04
Dennis Trammell	2004-05
No Award Given	2005-06
Skip Mills	2006-07
No Award Given	2007-08
Anthony Newell	2008-09
No Award Given	2009-10
Jarrold Jones	2010-11
Jarrold Jones	2011-12


SUSAN A. BELL ACADEMIC AWARD

Jeff Furlin	1983
Jeff Furlin	1984
Rick Rowray	1985
Doug Faulkner	1986
Rick Hall	1987
Rick Hall	1988
Rick Hall	1989
Mike Giunta	1990
Jeff Robbins	1991
Jeff Robbins	1992
David Broz	1993
David Broz	1994
Ryan Reed	1995
Ryan Reed	1996
Jerome Davis	1997
Ryan Reed	1998
Patrick Jackson	1999
Patrick Jackson	2000
Theron Smith	2001
Patrick Jackson	2002
Matt McCollom	2003
Kyle Cox	2004
Matt McCollom	2005
No award given	2006
Brandon Lampley	2007
No award given	2008
Jarrold Jones	2009
No Award Given	2010
Matt Kamieniecki	2011


ALL-TIME LETTERWINNERS




Bo Calhoun




Jack Cross



Tom Dobbs



David Eha



Bill Gillis

A

Abdin, Junayd * (2009-10)
 Abbott, James (1945-46)
 Acker, Maurice (2006)
 Acree, Kani (2020-21)
 Adeoye, Aaron (2012)
 Adler, Landon (2006)
 Ahaus, Tom (1989)
 Albertson, Bob (1981-82)
 Allison, Harry (1947-48-49)
 Alstork, Mark (2014)
 Ames, Chris (2006-07)
 Anderson, Rick (1968-69)
 Anson, Harold (1932)
 Arnett, Kim (1973-74-75-76)
 Ashley, Ray (1939-40-41)

B

Baer, Charles * (1950)
 Baker, Gary * (1974-75)
 Baker, Phil (1970-71)
 Baker, Roscoe (1920)
 Banaci, Othello (2008)
 Banker, Jerry (1956)
 Barber, Dave (1989-90)
 Barker, Hubert (1929-30)
 Barkman, Dick (1958)
 Barnett, Steve (1971)
 Barr, Foster (1935)
 Bass, Charles (2006)
 Beerbower, Matta (1976,77,78)
 Beguhn, Jerry (1964-65)
 Belcaster, Rocco (2013-15)
 Belcher, Aaron (1920-23)
 Bennett, Michael (2002-03-04-05)
 Benson, Quentin (1993)
 Berry, Jesse (2011-12-13-14)
 Berry, William (1992)
 Bettenhausen, Rick (1987-88)
 Blair, Hubert (1922-23)
 Blake, Floyd (1922-23)
 Blankinship, Josh * (2001)
 Blevins, Jim (1955)
 Boarden, Randy (1976-77-78-79)
 Bogacki, Jeff * (2002-03)
 Bolander, Terrell (1935)
 Bond, Chris (2011-12-13-14)
 Bowman, Garr (1924-25)
 Boyd, Bob (1971-72-73)
 Boyd, Duane (1951-52)
 Bradley, George (1978-79-80-81)
 Bragg, Ted (1920)
 Brogna, Chase (2013-14)
 Brokaw, Tom * (1980-81-82-83)
 Brown, Edgar (1967)
 Brown, Matt* (1994-95-96-97)
 Brown, Pres (1955-56-57)

Broz, David (1991-92-93-94)
 Brubaker, Harold (1919-23)
 Bryan, Josh (2021)
 Bullington, Larry (1972-73-74)
 Bumbalough, Luke (2020-21)
 Burlingame, Steve (1969)
 Burns, Brian (1999-00-01-02)
 Burnworth, Joe * (1960)
 Bushong, Scott (2002)
 Bussard, Ned (1940-41)
 Butler, Ed (1962-63-64)
 Butts, Billy (1989,-90)

C

Cains, Kara * (2008-09-10-11)
 Caldwell, Shelly (1921)
 Calhoun, Bo (2013-14-15-16)
 Callan, Joe * (1962)
 Campbell, Dean (1959)
 Campbell, Herman * (1932)
 Campbell, Larry (1952-53)
 Canine, Jon (1971-72-73)
 Carmichael, Carl (1922)
 Carmichael, Jon (1982-83)
 Carmichael, Robert (1946-48-49)
 Carper, Robert (1976-77-79)
 Carr, Wendell (1935)
 Carroll, Dennis (1974)
 Casterline, Donnie (1936-37-38)
 Casterlow, John (1956)
 Cates, Kevin (2003)
 Caudill, Ike (1971-72)
 Chalk, Dave * (1975-76)
 Chapman, Terrance (2004-05)
 Chapman, Zeke (2012)
 Chesser, Mike (1982-83-84-85)
 Chisholm, Brawley (2009-10)
 Christmon, Ken * (1983)
 Clark, Bill (1972-73)
 Clark, Doug (1998)
 Clark, Marx (1983-84-85-86)
 Clason, William (1939-40-41)
 Clawson, Joey (2008)
 Clemens, Duane (1997-98-99-00)
 Cly, Paul (1929-30-31-32)
 Cole, Austin * (1932)
 Coleman, Jarron (2020-21)
 Collier, Josh * (2007-08-09)
 Collier, Paul (1929-30-31-32)
 Collins, Chris (1972-73-74)
 Conelley, Ralph (1922)
 Conrads, Charles (1937)
 Cook, Ahmaad (2007)
 Cook, Albert (1959)
 Cooper, Jacob * (2010)
 Copeland, Jay (2011)
 Cottrell, Sam * (1997)

Cox, Jim * (1993)
 Cox, Kyle (2003-04)
 Craig, David (1925)
 Crawford, Bob (1957-58)
 Crittendon, Jeremy (1993)
 Cross, Emanuel (1990-91)
 Cross, Jack (1952-53-54-55)
 Crowder, Kindon **
 (2011-12-13-14)
 Crowe, Bob (1960-61-62)
 Cupp, David * (1997-98-99)

D

Daugherty, Wynn (1926)
 Davis, Jeremiah (2015-16)
 Davis, Jerome (1998-99)
 Davis, Randy (2009-10-11-12)
 Davis, Stan (1953-54-55-60)
 Davis, Wilbur (1956-57-58-59)
 Days, Brady * (2001-02-03-04)
 Deaton, Mike (1994)
 Delk, Ken (1952-53)
 Denman, Jerry * (1979)
 DeShone, Derrick (2006)
 Dick, Dorwin (1930-31-32)
 Dick, Marvin (1931-33)
 Dickman, Ken * (1969)
 Dobbs, Tom (1954-55-56-57)
 Dotson, Dave * (1983-84-85)
 Dotson, Don (1975)
 Douglas, Charles (1975-76)
 Doversberger, Richard * (1947)
 Drews, Mike (1978-79)
 also Student Coach '81
 Dunwiddie, Dave * (1961)
 Durr, Ernest (1920)
 Dziatczak, Steve (1985-86-87-88)

E

Ebrite, Ernest (1922-23)
 Ebrite, Norman (1941-42-43)
 Echols, Cameron (2003-04)
 Edwards, Norm (1952-53-54)
 Egger, John (1955-56)
 Eha, David (1985-86-87-88)
 El-Amin, Ishmael (2018-19-20-21)
 Eltzroth, Brett * (1997-98)
 England, Charles (1919)
 Engle, Robert (1945)
 Ervin, Curt (1964-65-66)
 Etzler, Leland * (1960)
 Evans, Joe (1942-43)

F

Farmer, Steve * (2000-01)
 Farris, Mark (2000-01-03)
 Faulkner, Bob (1973-74-75)

Faulkner, Doug (1984-85-86-87)
 Feasel, Marion (1935)
 Fields, Jim (1975-76-77-78)
 Fields, Ron (1969)
 Fields, Zach (2010-11-12-13)
 Fisher, Jim (1980)
 Fisher, Larry (1961)
 Fleming, Marlon (1994)
 Flint, Verne (1921)
 Forsberg, Howard (1948-49-50)
 Fortney, Harry (1919)
 Foust, Warren * (1992-93)
 France, Todd * (1997)
 Franks, Shane (1999-00)
 Frazier, Laron (2008-09)
 Frederick, Randy (1969-70-71)
 Fullhart, Ted (1957-58-59)
 Fulllove, C.C. (1981-82)
 Fulmer, Moulton (1926-27-28-29)
 Furlin, Jeff (1981-82-83-84)
 Fyffe, Ron * (1968-69-70)


G

Galley, David (1999-00)
 Galloway, Ron (1963-64)
 Galt, Jim * (1983-84-85)
 Gamble, Joe * (2011)
 Garber, Ron (1950-51-52)
 Gardner, Roy (1939-40)
 Garnett, Phil (2007)
 Gegax, Gary (1972-73)
 Gideon, Brad * (1992)
 Gilbert, James (1994)
 Giles, Rob (2008-09)
 Gill, Bik (2015-16)
 Gillis, Bill (1991-92-93)
 Giunta, Mike (1988-90)
 Goins, Melvin (2008)
 Goldman, Mel * (1962-64)
 Gooden, Al (1979-80-81)
 Goodwin, Gerald (1950-51-52)
 Gordon, Marv * (1951-52-53)
 Grabner, Loren * (1957)
 Green, Hal * (1970-71)
 Green, John (2010)
 Green Jr., Myron (2010)
 Gregory, Amos (1995)
 Griffith, George * (1964)
 Grimes, Fred (1946-47)
 Gueye, DouDou (2017)
 Gunn, Zach (2018-19-21)


H

Hahn, Jim (1976-77-78-79)
 Hall, David (1992-93)
 Hall, Rick (1986-87-88-89)
 Hampton, Rick (1981-82)


ALL-TIME LETTERWINNERS




Bob Faulkner




Mark Harwick



Greg Miller



John Miller



Robert Owens

Haney, John (1967)
 Hankins, Mitch (1997-98)
 Harbit, Ted (1955)
 Harding, George (1919)
 Hardwick, Mark (1991-92-93-94)
 Harmeson, Warren (1958)
 Harper, Floyd (1927-28-30-31)
 Harrell, Cecil (1926)
 Harris, Corey (2000-01)
 Harris, Dale (1953-54-55-56)
 Harris, Jim (1952-53-54-57)
 Harrison, Zach (2010)
 Harvey, George (1923-24)
 Hauser, Will (2010)
 Haynes, Rodney (1987-88-89-90)
 Hazen, Brachen (2019-20-21)
 Headdy, Paul * (1929)
 Heady, Bob (1963-64)
 Heaton, Marvin (1945-47-48-49-50)
 Heeter, Bob (1947)
 Heifner, Edwin (1922-23-24)
 Heifner, Ralph (1924-25-26)
 Heinbaugh, Larry (1973-74-75-76)
 Heller, Waldemar (1948-49)
 Henderson, Craig * (1990)
 Henderson, Franklin (2010-11)
 Henderson, Jeremy * (2003)
 Henderson, Mike (1959-60)
 Hendriks, Ben (2020-21)
 Henry, David (1921-22)
 Henschen, Keith (1964-65)
 Heshner, Robert (1933-36)
 Hesse, Elmer * (1972)
 Hicks, Doug * (1989)
 Hill, Todd * (1991-92-93-94-95)
 Hinkley, Dexter (2008)
 Hodson, Andy * (1997-98-99)
 Hole, Merrill (1938-39-40)
 Holland, Mike (1969-70)
 Hollinger, Scott * (1980-81-82)
 Holmes, Basil (1935)
 Holmes, Rodney (1991-93)
 Holstein, Jim (1974-75-76-77)
 Holt, Charles * (1949)
 Horn, Dave (1959-60)
 Horton, Steve (2007)
 Hosier, Mickey (1997-98-99-00)
 House, Franko (2014-15-16-17)
 Howe, Dan (1965)
 Howell, Leander (1919)
 Howland, Tom (2003-04-05)
 Hubbard, Mo (2009-10-11)
 Huggins, Blake (2019-20-21)
 Huston, Todd * (1991)
 Hutcheson, James (1933)
 Huth, Dave (1965-66-67)

I
 Icerman, Charles (1933)
 Irvin, Dwayne (1977-78-79-80)
 Irwin, Rich * (1979-80)

J
 Jackson, Patrick (1999-00-01-02)
 Jackson, Ryan * (2007)
 Jagla, Ben (1954)
 Jahns, Mark (1980-82-83-84)
 James, John (1983-84)
 James, Markee (1993-94)
 Jeffers, John (1942-43)
 Jenks, Ron (1959)
 Johns, Gerald (1926)
 Johns, Jim (1962)
 Johnson, Marcus (1991)
 Johnson, Norman (1938)
 Johnson, Wayne (1996-97-98-99)
 Jones, Jarrod (2009-10-11-12)
 Jones, Larry (1982-83-84-85)
 Jones, Lem (1987)
 Jones, Lonnie (1999-00-01-02)
 Jones, Norm (1958-59)
 Jones, Todd (1991)
 Joris, Matthew (1927-28)
 Joyce, Clifford (1942)

K
 Kaiser, Paul (1976-77-79)
 Kamiak, Rob (1986-87)
 Kamieniecki, Matt (2011-12-13-15)
 Kaufman, Kim (1974-75)
 Kednay, Ed (1972)
 Keever, Wayman (1946)
 Kehoe, Fred (1949-50)
 Keller, Charles (1945)
 Kennedy, Barry (1967-68-69)
 Kennedy, Robert (1948-49)
 Kent, Anthony (2005-06)
 Kiapway, Francis (2015-16-17-18)
 Kidd, Curtis (1989-90)
 King, Herschell (1932-33)
 King, Mark (1984-85)
 Kirsch, Brendan * (1997-00)
 Kitcheil, John (1930-31)
 Kitchens, Sam (1967-68)
 Koch, Tyler (2012-13-14)
 Koehl, Larry (1957)
 Koontz, Robert (1943-46)
 Koven, Craig * (1996)
 Kroft, Lucas (2020)
 Kuhn, Bob (1954-55)
 Kunze, John (1961-62-63)
 Kuzma, Pete (1975-76-77)

L
 Lacey, Marcus (1982-83-84)
 Lackey, Ray (1936-37-38)
 LaFave, Mike (1984)
 Lampley, Brandon (2006-07-08-09)
 Lanich, Gerald (1965-66)
 Latham, Ron (1962-63-64)
 Law, Roger (1970-71)
 Lebo, John (1957-58-59)
 Lee, John (1962-63-64)
 Lee, John * (1987)
 Lee, Scott * (1985)
 Leedy, Tyler (2018)
 Lehman, Gene (1951)
 Lewellen, John (1935)
 Lillie, Gene (1947)
 Locke, David * (1948-49-50)
 Locke, Howard (1939-40)
 Loveless, Raymond (1932)
 Lowe, Jack (1956-57)
 Loy, Mike * (1993-94)
 Luedke, Jon (1985-86)
 Lynch, Billy (1998-99-01-02)

M
 Main, Dyson (1921)
 Majok, Majok (2013-14)
 Mallery, Kyle (2017-18-19-20)
 Mallory, Kaleb (2014-15-16-17)
 Mansbury, Jon (1982-83)
 Marshall, Rawle (2001)
 Martin, Robert (1996-97)
 Mason, Marcus (1996-97-98-99)
 Mathias, John (1952)
 Matthews, Jamie (1992-93)
 McCallum, Ray (1980-81-82-83)
 McCammon, Harold (1929-30-31-32)
 McCarter, Phil (1949-50-51)
 McCarty, Gerald (1941-42)
 McClain, Bill (1948-49-50)
 McClung, Jesse (2004-05)
 McCollom, Matt (2002-03-04-05)
 McColly, Bill (1949-50-51)
 McComas, Charles (1922)
 McCune, Bob (1961)
 McCurdy, Paris (1989-90)
 McKenzie, Robert (1946-47)
 McLemore, Rashaun (2008)
 Mendenhall, John (1942-43)
 Mercer, Mark (1933-35)
 Merica, Larry * (1965-66)
 Meyer, Bill * (1977-78)
 Meyer, Paul (1935-36-37)
 Meyer, Ron * (1976-77-78)
 Middleton, Nick * (2000-01)


Miggenburg, Marty (1970-71-72)
 Miller, Carl (1957-61)
 Miller, Gary (1968-69)
 Miller, Greg (1987-88-89-90)
 Miller, John (1966-67-68)
 Miller, Ken * (1957-58)
 Miller, Stew (1966-67-68)
 Mills, Julien "Skip" (2004-05-06-07)
 Minglin, Aaron * (2002-03)
 Minnick, George (1946)
 Moniaci, Steve * (1976-77-78-79)
 Moodie, Cedric (1999-00-01)
 Moore, Marzine (1968-69-70)
 Morgan, Jess (1926)
 Morgan, Warner * (1947)
 Moses, Trey (2016-17-18-19)
 Mossburg, Oscar (1922)
 Moudy, Larry (1962-63)
 Mount, Verner * (1930)
 Muller, Roman (1989-90)
 Mullet, Ron * (1976-77-78)
 Murray, Josh (1999-00-01)
 Murrell, Clement (1978-79-80-81)

N
 Nay, William * (1951-52)
 Neal, Stan (1963-64-65)
 Neese, Lowell (1920)
 Neff, Ken (1951)
 Nehls, Austin (2019)
 Nelson, Pat (2006)
 Newell, Anthony (2006-07-08-09)
 Newton, Bob (1950-51-52)
 Nichols, Scott (1987-88-89-90)
 Nixon, Bill (1960)
 Norris, Marcus (1995-96)

O
 Oaks, Mike (1972)
 Oldham, Dick (1961-62)
 O'Neal, Bill (1959-60-61)
 Oren, Don (1932)
 Owens, Josh * (2008-09-10)
 Owens, Robert (2001-02-03-04)

P
 Page, Walter (1947)
 Palombizio, Dan (1985-86)
 Parker, Jeff (1979-80-81-82)
 Parks, Roger (1960)
 Parrish, Larry (1974)
 Parrish, Shawn (1989-90)
 Patterson, Steve * (1984-85-86-87-88)
 Payne, Quinten (2014)


ALL-TIME LETTERWINNERS




Shawn Parrish



Jauwan Scaife



Terry Stillabower



Mark Thurston



Dennis Trammell

Payne, Steve (1993-94-95)
 Pensinger, Leslie (1919)
 Perry, Larry (1958)
 Perry, Malik (2008-09-10-11)
 Perryman, Jalon (2006-07)
 Persons, Tayler (2017-18-19)
 Peters, Ron (1984-85)
 Peterson, Billy (1943)
 Pettyjohn, Harold (1924)
 Peyton, D'Andre (2006-07)
 Phenis, Greg (1970)
 Posley, Marcus (2013)
 Poteet, Jim (1954-55)
 Powell, Fred (1951-52-53)
 Price, James (1925)
 Pursley, Robert (1945)

R

Ramey, Michael (2013)
 Ray, Tim (1996-97)
 Readnour, Mike (1960-61-62)
 Redden, Jarelle (2007)
 Reed, Floyd (1948-49-50)
 Reed, Larry (1985-86)
 Reed, Ryan (1995-96-97-98)
 Reeder, Chris (1971-72)
 Reedy, Dick (1963-64)
 Reedy, Larry (1965)
 Regenold, Jim (1970-71-72)
 Reid, Doug (1965-66)
 Reid, Robert (1940-41-42)
 Renner, Dustin * (2008)
 Renner, Everett (1927-28-30)
 Resler, Herb * (1962-63)
 Ricks, Steve (1966-68-69)
 Rigdon, Ralph (1921)
 Riemenschneider, Bill (1946)
 Rightsell, Glendon (1921)
 Riley, Fred (1945-46-47)
 Rinehart, Herb (1954)
 Risinger, Ed (1939-40)
 Risinger, Joe (1936-37-38)
 Risinger, Robert (1938-39-40)
 Robbins, Jeff (1991-92)
 Robbins, Rob (2000-01-02-03)
 Robinson, Tyrae (2011-12)
 Rogers, DeWayne (1995)
 Rollin, Micah (2007)
 Roland, Lamont (1998)
 Ross, Milt (1953)
 Rowley, Bill * (1974)
 Rowray, Rick (1984-85-86)
 Rudicel, Max (1936-37)
 Rudicel, Rex (1936-37-38)

S

Sample, Ernest (1940-41)
 Sapp, Mike (1965-66)
 Satterfield, Ray (1963)
 Sawyer, Mack (1966-67)
 Scaife, Jauwan (2010-11-12-13)
 Schings, Chris * (1977)
 Schmeltz, Jack (1954-55-56)
 Schneider, David (1951)
 Schooler, Virgil (1925-28)
 Schurr, Terry (1956-57-58)
 Scott, Alan (1979-80-81-82)
 Scott, David (1982-83)
 Scudder, Ralph (1919)
 Sellers, Sean (2015-16-17-18)
 Selwa, Dan (1968-69)
 Sering, Harold, (1935-37)
 Sexton, Jack (1948-49-50)
 Shanks, Oris (1920-21-23-24)
 Shaw, Orrin (1924-25)
 Shelton, Chris (1983-84-85-86)
 Shively, Everett (1927-28-29-30)
 Shook, Forrest (1936-37-38)
 Showalter, Keith (1937)
 Shuck, Ned (1935-36)
 Shumaker, Mike (1966-67)
 Shumm, Al (1925-26)
 Simons, Mike * (1966-67)
 Simpson, Wayne (1942)
 Sims, Robert (1977-78)
 Slick, Brian (1988)
 Slick, Paul (1952-53)
 Small, Jeff * (1985-86)
 Smilock, Harold * (1930)
 Smith, Charles (1986-87)
 Smith, Charles (1995-96-97-98)
 Smith, Clayton (1941-42)
 Smith, George (1927-28-29)
 Smith, Naiel (2016)
 Smith, Richard (1970)
 Smith, Steve (1995-96)
 Smith, Theron (2000-01-02)
 Smuts, Jacob * (1933)
 Snapp, Jim * (1982-83-84)
 Sneed, Pierre (2009-10-11-12)
 Snider, Nelson (1920-21-22)
 Spence, Question (1974-75)
 Spencer, Aaron * (1988)
 Spicer, Mike (1989-90-91-92)
 Stacy, Bob * (1992-93-94-95)
 Stalling, Keith (1989-91-92)
 Starkey, Norm * (1959-60)
 Stealy, Dick (1939-40-41)
 Stebbins, John * (1933)
 Stewart, Bob (1959-60-61)
 Stewart, George (1951)
 Stillabower, Terry (1967-68)

Stoops, Elden (1943)
 Stout, Howard (1940-41-42)
 Stout, Marvin (1936-37-38)
 Stovall, Peyton (2004-05-07-08)
 Straight, Bob (1947-48-49-50)
 Strohm, Carl * (1948)
 Stultz, David * (1997)
 Sturgeon, Tim * (1987-88)
 Suggs, Shafer (1973-74-75)
 Sullivan, Jim (1958-59)
 Suokas, Teemu (2021)
 Swinford, Basil (1921)
 Sylvester, Jeermal (1991-92-93-94)

T

Taylor, George (1958-59-60)
 Teague, Tahjai (2017-18-19-20)
 Thok, Mading (2014-15)
 Thomas, Miryne (2020-21)
 Thompson, Chandler (1990-91-92)
 Thompson, Josh (2017-18-19-20)
 Thompson, LaSalle (1995-96)
 Thompson, Terry (1953)
 Thurston, Dan (1961-62-63)
 Thurston, Mark (1979-80-81)
 Till, Rick * (1993-94)
 Tincher, Don * (1982-83-84-85)
 Todd, Paul (1933)
 Toler, Charles (1927-28-29-30)
 Trainum, Clay * (2007-08-09)
 Trammell, Dennis (2004-05)
 Trees, Philip * (1945)
 Tribbett, Paul * (1956)
 Troutwine, Jim (1971-72-73)
 Truex, Greg (1966)
 Truman, Tom * (1971-72-73)
 Tucker, Adrian (2011)
 Tucker, Steve (1970)
 Tummers, Tim * (1987-88-89-90)
 Turner, Keith * (1992-93)
 Turner, Steve (1991-92-93)
 Turner, Zavier (2014-15)
 Twyman, Deontay (2008)
 Tyler, Jeremie (2015-16-17-18)

U

Ulm, Christopher * (2000-01-02-03)
 Underhill, Phil (1966-67-68)

V

Van Sickle, Wayne (1955-56-57)
 Vaughn, Aaron * (2010-11-12)

W

Wagoner, Jason (1991)
 Walker, John (1927-28)
 Walker, Jontrell (2018)
 Wallace, Tom (1951)
 Walradth, Bob (1943)
 Walton, K.J. (2019-20-21)
 Wantz, Michael * (1994-95-96-97)
 Ware, Noel (1920)
 Watson, Terrence (2010)
 Weber, Ryan (2016-17)
 Wehr, Wayne (1961)
 Welch, Chris * (1988-89)
 Wells, Bonzi (1995-96-97-98)
 Wells, Nate (2016)
 Welmer, Dave (1976-77-78-79)
 Wesley, Derrick (1985-86-87-88)
 West, Brian * (1984-85-86)
 White, Mike (1975-76)
 Whitehead, Reggie (1994)
 Whittington, John (1984-86)
 Whitworth, Dick * (1952-53-54)
 Wilkison, Howard (1961-62)
 Williams, Chris (2002-03)
 Williams, Jeff (1978-79-80-81)
 Williams, John (1980-81-82)
 Williams, R.J. (1997)
 Willingham, Zach (2002)
 Willis, Byron * (1935)
 Wilmore, John (1927-28)
 Wilson, Mel (1933-35)
 Winders, Matt (1992-93-94)
 Windham, Jalen (2021)
 Womack, Maurice (1982-83)
 Wormely, Eric (2009)

Y

Yates, Darren (2004-05)
 Yestingsmeier, Earl * (1954-55)
 Young, Walter (1930)

Z

Zachary, Randy (1994-95-96-97)
 Zello, Ed (1988)
 Zickgraf, Andy * (1997-98)
 Ziesig, Jason * (2002-03)

* Student manager

** Manager for three years; player for one year


COACHING HISTORY




Frank Graham
1920-21
Career: 1-4, .200




Paul (Billy) Williams
1921-25, 29-30
Career: 36-34-1, .514




Paul Parker
1925-30
Career: 55-34, .618



Branch McCracken
1930-38
Career: 86-57, .601



Pete Phillips
1938-48
Career: 82-71, .536




Dick Stealy
1948-52
Career: 36-42, .462




Robert Primmer
1952-54
Career: 20-23, .465



Jim Hinga
1954-68
Career: 154-169, .477




Bud Getchell
1968-72
Career: 30-67, .309




Jim Holstein
1972-77
Career: 55-70, .440
MAC: 12-20, .375



Steve Yoder
1977-82
Career: 77-62, .554
MAC: 44-36, .550




Al Brown
1982-87
Career: 68-75, .476
MAC: 38-50, .432



Rick Majerus
1987-89
Career: 43-17, .717
MAC: 22-10, .688



Dick Hunsaker
1989-93
Career: 97-34, .740
MAC: 48-18, .727



Ray McCallum
1993-2000
Career: 126-76, .624
MAC: 77-49, .611



Tim Buckley
2000-2006
Career: 93-87, .517
MAC: 57-51, .527



Ronny Thompson
2006-2007
Career: 9-22, .290
MAC: 5-11, .312




Billy Taylor
2007-13
Career: 84-99, .459
MAC: 44-52, .458



James Whitford
2013-Present
Career: 117-131, .472
MAC: 60-83, .420


COACHING HISTORY



A Naismith Basketball Hall of Fame member, Branch McCracken coached his first game for Ball State at age 22, less than a year removed from a standout playing career at Indiana. He notably led the Cardinals to a 1937 win over the Hoosiers before going on to win two national championships as head coach at his alma mater.



The longest tenured head coach in program history, Jim Hinga guided the Cardinals for 14 seasons. Hinga still owns the BSU record for career coaching victories with 154. He led the Cardinals to the 1957 NAIA Tournament and the 1964 NCAA College Division Postseason.



Two-time MAC Coach of the Year Steve Yoder led Ball State to its first MAC championships, winning the regular season in 1981 and 1982 and the league tournament in 1981. The '81 team played in the NCAA Tournament for the program's first Division I postseason appearance.



Rick Majerus spent just two seasons in Muncie but ushered in the most successful era in Ball State history. After a 14-14 season in 1987-88, Majerus guided the Cardinals to a 29-3 record, MAC regular season and tournament championships and the program's first NCAA Tournament victory in the 1988-89 campaign.



Dick Hunsaker, who had been a Majerus assistant, led Ball State to postseason appearances in each of his four seasons as head coach. Hunsaker notably coached the Cardinals to the Sweet 16 of the NCAA Tournament in the 1989-90 season. His .740 winning percentage is the best of any coach in program history.



One of the greatest players in program history, Ray McCallum returned to Muncie to coach his alma mater in 1993. McCallum led the Cardinals to three postseason appearances in seven seasons, including NCAA Tournament berths in 1995 and 2000. His 77 MAC wins are the most of any coach in Ball State annals.

YEAR-BY-YEAR WON/LOSS RECORDS

Season	W	L	T	Pct.	Home	Away	Neutral
1920-21	1	4	0	.250	1-1	0-3	0-0
1921-22	6	7	0	.462	5-3	1-4	0-0
1922-23	9	6	1	.600	8-2	1-4-1	0-0
1923-24	4	9	0	.308	4-4	0-5	0-0
1924-25	8	7	0	.533	6-4	2-3	0-0
1925-26	8	9	0	.470	6-6	2-3	0-0
1926-27	13	5	0	.722	8-2	5-3	0-0
1927-28	17	7	0	.696	12-2	5-5	0-0
1928-29	8	8	0	.500	6-3	2-5	0-0
1929-30	9	5	0	.643	5-2	4-3	0-0
1930-31	9	5	0	.643	7-1	2-4	0-0
1931-32	9	7	0	.563	6-3	3-4	0-0
1932-33	7	9	0	.438	6-4	1-5	0-0
1933-34	9	10	0	.450	7-4	2-6	0-0
1934-35	9	9	0	.500	6-4	3-5	0-0
1935-36	13	7	0	.650	9-1	3-5	1-1
1936-37	13	6	0	.684	7-3	6-3	0-0
1937-38	17	4	0	.810	9-1	8-3	0-0
1938-39	10	10	0	.500	7-4	3-6	0-0
1939-40	12	6	0	.667	7-2	5-4	0-0
1940-41	8	9	0	.471	5-3	3-6	0-0
1941-42	7	11	0	.389	3-5	4-6	0-0
1942-43	7	10	0	.412	6-4	1-6	0-0
1943-44	<i>No Games</i>						
1944-45	10	3	0	.769	8-0	2-3	0-0
1945-46	7	9	0	.438	5-2	2-7	0-0
1946-47	9	8	0	.529	5-3	4-5	0-0
1947-48	12	5	0	.706	8-1	4-4	0-0
1948-49	12	6	0	.667	7-0	5-6	0-0
1949-50	9	9	0	.500	8-2	1-7	0-0
1950-51	8	12	0	.400	5-5	3-7	0-0
1951-52	7	15	0	.318	6-6	1-9	0-0
1952-53	11	11	0	.500	9-1	2-10	0-0
1953-54	9	12	0	.429	5-5	4-7	0-0
1954-55	8	12	0	.400	6-4	2-8	0-0
1955-56	10	14	0	.417	6-4	3-8	1-2
1956-57	19	8	0	.704	13-0	5-7	1-1
1957-58	13	11	0	.542	8-3	4-8	1-0
1958-59	7	15	0	.318	4-4	2-9	1-2
1959-60	5	17	0	.227	3-7	2-10	0-0
1960-61	12	11	0	.522	9-3	2-8	1-0
1961-62	12	10	0	.545	5-5	5-5	2-0
1962-63	15	9	0	.625	8-2	5-7	2-0
1963-64	17	8	0	.680	10-2	7-4	0-2
1964-65	9	13	0	.409	9-2	0-11	0-0
1965-66	10	15	0	.400	5-5	3-10	2-0
1966-67	7	14	0	.333	5-5	2-9	0-0
1967-68	10	12	0	.455	9-3	1-9	0-0
1968-69	7	16	0	.304	6-5	1-11	0-0
1969-70	8	16	0	.333	7-4	1-12	0-0
1970-71	6	20	0	.231	5-9	1-11	0-0
1971-72	9	15	0	.375	6-6	1-8	2-1
1972-73	9	15	0	.375	6-7	3-8	0-0
1973-74	14	12	0	.538	12-2	2-10	0-0
1974-75	10	15	0	.400	9-4	1-11	0-0



Al Brown led the Cardinals to the NCAA Tournament in 1986.



Tim Buckley guided the Cardinals to wins over two top-5 teams at the Maui Invitational and to the Final Eight of the NIT, both in the 2001-02 season.



In his eighth season in 2020-21, James Whitford is the longest-tenured BSU head coach since Jim Hinga (1954-68).

YEAR-BY-YEAR WON/LOSS RECORDS

Season	W	L	T	Pct.	Home	Away	Neutral	MAC	(Finish)	NCAA	NIT	CIT
1975-76	11	14	0	.440	7-6	3-8	1-0	5-11/.267	(8th)			
1976-77	11	14	0	.440	4-7	7-7	0-0	7-9/.438	(6th)			
1977-78	10	15	0	.400	7-5	3-10	0-0	6-10/.375	(7th tie)			
1978-79	16	11	0	.593	12-5	4-6	0-0	9-7/.563	(4th)			
1979-80	14	15	0	.483	10-4	3-9	1-2	7-9/.438	(4th tie)			
1980-81	20	10	0	.667	14-1	4-8	2-1	10-6/.625	(1st tie)	0-1		
1981-82	17	11	0	.607	12-0	4-8	1-3	12-4/.750	(1st)			
1982-83	17	12	0	.586	13-3	4-9	0-0	10-8/.556	(3rd tie)			
1983-84	8	19	0	.296	6-6	2-11	0-2	5-13/.278	(9th)			
1984-85	13	16	0	.448	9-4	3-10	1-2	8-10/.444	(6th)			
1985-86	21	10	0	.667	11-3	7-5	3-2	11-7/.611	(3rd)	0-1		
1986-87	9	18	0	.333	6-7	2-11	1-0	4-12/.250	(8th tie)			
1987-88	14	14	0	.500	9-6	5-6	0-2	8-8/.500	(4th)			
1988-89	29	3	0	.906	13-1	11-1	5-1	14-2/.875	(1st)	1-1		
1989-90	26	7	0	.789	13-1	7-4	6-2	13-3/.813	(1st)	2-1		
1990-91	21	10	0	.677	15-2	5-7	1-1	10-6/.625	(2nd tie)		0-1	
1991-92	24	9	0	.727	15-2	7-6	2-1	11-5/.688	(2nd tie)		0-1	
1992-93	26	8	0	.765	15-1	5-5	6-2	14-4/.778	(1st tie)	0-1		
1993-94	16	12	0	.571	10-5	6-6	0-1	11-7/.611	(4th)			
1994-95	19	11	0	.633	14-1	3-8	2-2	11-7/.611	(4th)	0-1		
1995-96	16	12	0	.571	10-3	5-8	1-1	11-7/.611	(4th tie)			
1996-97	16	13	0	.552	14-0	1-13	1-0	9-9/.500	(5th tie)			
1997-98	21	8	0	.724	14-1	7-6	0-1	14-4/.777	West (1st tie)		0-1	
1998-99	16	11	0	.593	10-3	5-7	1-1	10-8/.556	West (2nd)			
1999-00	22	9	0	.710	12-2	6-6	4-1	11-7/.611	West (1st tie)	0-1		
2000-01	18	12	0	.600	9-6	7-5	2-1	11-7/.611	West (3rd)			
2001-02	23	12	0	.657	12-2	8-7	3-3	12-6/.667	West (1st)		3-1	
2002-03	13	17	0	.433	9-5	2-11	2-1	8-10/.444	West (4th)			
2003-04	14	15	0	.483	10-5	4-9	0-1	10-8/.555	West (3rd)			
2004-05	15	13	0	.536	11-3	4-8	0-2	10-8/.555	West (3rd tie)			
2005-06	10	18	0	.357	6-8	4-10	0-0	6-12/.333	West (4th)			
2006-07	9	22	0	.290	7-7	2-11	0-4	5-11/.312	West (5th)			
2007-08	6	24	0	.200	5-10	1-13	0-1	5-11/.312	West (5th)			
2008-09	14	17	0	.451	10-6	3-10	1-1	7-9/.438	West (1st tie)			
2009-10	15	15	0	.500	11-6	4-8	0-1	8-8/.500	West (2nd)			
2010-11	19	13	0	.594	11-3	6-8	2-2	10-6/.625	West (2nd)			
2011-12	15	15	0	.500	10-5	5-10	0-0	6-10/.375	West (3rd tie)			
2012-13	15	15	0	.500	8-8	7-6	0-1	8-8/.500	West (3rd)			
2013-14	5	25	0	.167	5-9	0-16	0-0	2-16/.111	West (6th)			
2014-15	7	23	0	.233	6-9	1-14	0-0	2-16/.111	West (6th)			
2015-16	21	14	0	.600	13-6	6-8	2-0	10-8/.556	West (1st tie)			2-1
2016-17	21	13	0	.618	11-5	7-7	3-1	11-7/.611	West (1st tie)			0-1
2017-18	19	13	0	.594	14-2	5-10	0-1	10-8/.556	West (3rd)			
2018-19	16	17	0	.485	7-7	8-7	1-3	6-12/.333	West (5th)			
2019-20	18	13	0	.581	11-4	5-7	2-2	11-7/.611	West (1st tie)			
2020-21	10	13	0	.435	7-4	3-8	0-1	8-9/.471	(8th)			
Totals	1260	1169	1	.519	831-378	358-728-1	71-63	407-380/.517		3-7	3-4	2-2

ALL-TIME RESULTS**1920-21****Coach: Frank V. Graham - (1-4)**

J. 7	Central Normal (H)	L	23-16
J. 14	Manchester (A)	L	27-24
J. 22	Manchester (H)	W	27-23
F. 4	Indiana Dental (A)	L	38-14
F. 11	Dayton (A)	L	38-10

1921-22**Coach: Paul B. Williams - (6-7)**

D. 15	Indiana Dental (H)	L	15-10
J. 6	Manchester (A)	L	35-15
J. 14	Dayton (H)	W	25-15
J. 28	Kent (H)	W	44-27
F. 2	Huntington (A)	L	29-11
F. 3	Manchester (H)	W	29-20
F. 10	Central Normal (A)	W	24-15
F. 11	Indiana State (A)	L	47-12
F. 17	Rose-Hulman (A)	L	33-24
F. 22	Huntington (H)	L	27-18
F. 24	Wilmington (H)	W	30-22
M. 1	Indiana State (H)	L	31-30
M. 4	Central Normal (H)	W	31-21

1922-23**Coach: Paul B. Williams - (9-6-1)**

D. 16	Adrian (H)	W	50-19
D. 20	N.A.G.U. (H)	W	36-28
J. 6	Wilmington (H)	W	41-14
J. 10	Central Normal (H)	W	31-26
J. 13	Rose-Hulman (H)	W	55-16
J. 20	Meadow Gold (H)	L	27-25
J. 26	Manchester (A)	L	44-28
J. 27	Concordia (A)	W	28-27
J. 30	Indiana State (A)	L	37-29
F. 2	Central Normal (A)	L	39-29
F. 10	Wilmington (A)	L	37-20
F. 13	Rose-Hulman (A)	T	42-42
F. 15	Hanover (H)	W	37-20
F. 17	Indiana Law (H)	W	55-14
F. 24	Indiana State (H)	L	65-19
F. 28	Manchester (H)	W	31-20

1923-24**Coach: Paul B. Williams - (4-9)**

D. 14	Central Normal (A)	L	22-16
J. 4	Manchester (A)	L	28-18
J. 9	Central Normal (H)	L	49-12
J. 12	Earlham (H)	L	33-15
J. 19	Concordia (H)	L	44-25
J. 26	Indiana State (A)	L	24-13
F. 1	Indiana State (H)	L	42-22
F. 7	Wayne State (H)	W	29-19
F. 9	Manchester (H)	W	32-24
F. 12	Earlham (A)	L	25-20
F. 16	Indiana Law (H)	W	44-21
F. 23	Concordia (A)	L	43-17
M. 8	Adrian (H)	W	59-19

1924-25**Coach: Paul B. Williams - (8-7)**

D. 18	Franklin (H)	L	40-19
D. 23	Butler (H)	L	27-13
J. 3	Manchester (A)	L	49-19
J. 6	Central Normal (H)	L	35-18
J. 17	Huntington (H)	W	32-28
J. 23	Indianapolis (A)	W	30-26
J. 24	N.A.G.U. (A)++	L	31-30

J. 30	Central Normal (A)	W	30-23
F. 7	Manchester (H)+	W	25-23
F. 10	N.A.G.U. (H)	W	47-24
F. 13	Earlham (A)	L	33-18
F. 18	Pharmacy (H)	W	60- 8
F. 21	Rose-Hulman (H)	W	38-18
F. 25	Indianapolis (H)	W	24-17
F. 28	Earlham (H)	L	38-22

1925-26**Coach: Paul Parker - (8-9)**

D. 8	Butler (H)	L	41-13
D. 10	Manchester (H)	L	25-12
D. 17	Central Normal (H)	L	37-13
D. 22	Huntington (H)	W	30-24
J. 4	Pharmacy (H)	W	77-22
J. 8	Indiana State (H)	W	51-26
J. 16	Hanover (H)	L	23-22
J. 22	Indianapolis (A)	W	22-20
J. 23	Hanover (A)	W	19-16
J. 29	Danville (H)	L	30-23
F. 5	Earlham (H)	W	25-24
F. 9	Franklin (H)	L	38-19
F. 13	N.A.G.U. (H)	W	49-20
F. 19	Indianapolis (H)	W	43-30
F. 20	Manchester (A)	L	56-28
F. 27	Earlham (A)	L	30-28
M. 5	Huntington (A)	L	33-29

1926-27**Coach: Paul Parker - (13-5)**

D. 4	N.A.G.U. (H)	W	32-20
D. 10	Huntington (A)	W	29-23
D. 16	Indianapolis (H)	W	34-20
D. 20	Fort Wayne (A)	W	42-18
D. 21	Defiance (A)	W	37-25
D. 30	Defiance (H)	W	45-12
J. 4	Butler (H)+	L	40-38
J. 7	Central Normal (A)+	L	24-20
J. 8	Hanover (A)	W	26-18
J. 14	Central Normal (H)	W	36-30
J. 18	Wabash (H)	W	38-37
J. 21	Indianapolis (A)	L	33-30
J. 28	Indiana State (H)	W	20-18
F. 5	Manchester (A)	L	35-34
F. 10	Indiana State (A)	W	31-29
F. 12	Hanover (H)	W	36-22
F. 18	Manchester (H)	L	31-26
F. 26	Huntington (H)	W	43-25

1927-28**Coach: Paul Parker - (17-7)**

N. 29	N.A.G.U. (H)	W	26-25
D. 2	Huntington (H)	W	48-26
D. 3	Concordia (A)	W	37-31
D. 10	Defiance (H)	W	51-24
D. 15	Indianapolis (H)	W	63-29
D. 28	Butler (A)	L	39-34
D. 29	Danville (A)	W	35-32
D. 30	Oakland City (A)	L	32-22
J. 3	George Williams (H)	W	44-19
J. 6	Rose-Hulman (H)	W	72-31
J. 11	Indiana State (A)	L	31-18
J. 13	Central Normal (H)	W	25-18
J. 14	Huntington (H)	W	33-20
J. 14	Manchester (H)	W	39-25
J. 18	DePauw (A)	L	23-15
J. 24	Franklin (A)	L	38-34

J. 27	Indiana State (H)	W	43-24
J. 31	Central Normal (H)	L	32-22
F. 2	Manchester (H)	L	55-37
F. 10	Indianapolis (A)	W	42-37
F. 14	Valparaiso (H)	W	46-35
F. 18	Manchester (A)	W	43-41
F. 23	DePauw (H)	W	29-28
F. 24	Franklin (A)	W	40-38

1928-29**Coach: Paul Parker - (8-8)**

D. 6	N.A.G.U. (H)	W	36-25
D. 14	Huntington (H)	W	36-28
D. 15	Concordia (A)	W	47-35
D. 21	Valparaiso (H)	W	28-26
J. 4	Oakland City (H)	W	44-41
J. 5	Franklin (A)	L	40-25
J. 8	Central Normal (H)	L	33-29
J. 12	Manchester (H)	L	35-29
J. 18	Wabash (A)	L	35-28
J. 25	Franklin (H)	W	39-35
J. 31	Central Normal (A)	L	26-24
F. 2	Indianapolis (H)	W	57-32
F. 9	Indianapolis (A)	L	40-33
F. 15	Huntington (A)	W	42-21
F. 16	Manchester (A)	L	56-33
F. 22	Vincennes (H)	L	26-24

1929-30**Coach: Paul Parker & Paul B. Williams - (9-5)**

D. 14	Indianapolis (H)	W	40-33
D. 16	Wabash (A)	W	30-22
D. 19	Franklin (A)	L	38-26
J. 3	Evansville (A)	W	40- 8
J. 4	Oakland City (A)	W	28-26
J. 9	Valparaiso (H)	W	30-22
J. 15	Manchester (A)	L	29-23
J. 21	Central Normal (A)	L	25-17
J. 29	Central Normal (H)	L	28-22
F. 1	Evansville (H)	W	61-16
F. 8	Manchester (H)	W	34-19
F. 11	Wabash (H)	L	37-25
F. 21	Franklin (H)	W	29-25
F. 24	Indianapolis (A)	W	34-31

1930-31**Coach: Branch McCracken - (9-5)**

D. 6	Indianapolis (H)	W	37-33
D. 12	Wabash (A)	L	15-14
J. 2	Franklin (H)+	W	41-40
J. 8	DePauw (H)	W	37-23
J. 10	Indianapolis (A)	W	45-38
J. 12	Wabash (H)	W	40-30
J. 13	Indiana State (H)	W	42-30
J. 21	Central Normal (H)	L	35-23
J. 29	Franklin (A)	W	32-27
F. 7	Evansville (H)	W	33-25
F. 13	Indiana State (A)	L	27-19
F. 22	Central Normal (A)	L	15-12
F. 24	N.A.G.U. (H)	W	37-20
M. 4	DePauw (A)	L	25-21

1931-32**Coach: Branch McCracken - (9-7)**

D. 5	N.A.G.U. (H)	L	33-30
D. 12	Indianapolis (A)	W	25-22
D. 17	Central Normal (A)	L	18-16
J. 6	Centenary (H)	W	32-18

ALL-TIME RESULTS

J. 9	Franklin (H)	L	31-27
J. 14	Indiana State (A)	L	22-21
J. 16	Western Michigan (H)	W	35-31
J. 23	Evansville (H)	W	26-19
J. 28	Central Normal (H)	W	38-25
F. 2	Indianapolis (H)	L	33-20
F. 5	Butler (A)	L	36-22
F. 13	Indiana State (H)	W	32-23
F. 17	Manchester (H)	W	41-31
F. 20	Western Michigan (A)	L	31-23
F. 27	Manchester (A)	W	34-26
M. 2	Franklin (A)	W	30-27

1932-33

Coach: Branch McCracken - (7-9)

D. 3	N.A.G.U. (H)	W	38-14
D. 9	Indianapolis (H)	L	32-20
D. 15	Central Normal (H)	W	27-18
J. 3	Centenary (H)	L	24-19
J. 5	Franklin (A)	L	32-30
J. 12	Evansville (H)	W	35-32
J. 14	Indiana State (H)	W	25-24
J. 19	Central Normal (A)	L	33-20
J. 25	Manchester (H)	W	26-24
J. 28	Western Michigan (H)	L	27-23
F. 3	Wayne State (H)	L	23-21
F. 7	Indianapolis (A)	W	23-19
F. 10	Indiana State (A)	L	33-23
F. 18	Western Michigan (A)	L	43-27
F. 25	Franklin (H)	W	30-29
M. 1	Manchester (A)	L	24-18

1933-34

Coach: Branch McCracken - (9-10)

D. 5	DePauw (A)	W	21-20
D. 9	N.A.G.U. (H)	W	33-13
D. 12	Notre Dame (A)	L	43-22
D. 15	Hanover (H)	W	40-26
J. 3	Centenary (H)	L	34-29
J. 5	Western Michigan (A)	L	29-19
J. 12	Indiana State (A)	L	33-15
J. 13	Evansville (A)	L	24-23
J. 19	Franklin (H)	W	27-17
J. 23	Indianapolis (A)	L	29-24
J. 27	Western Michigan (H)	W	31-30
J. 30	Central Normal (H)	W	27-25
F. 3	Manchester (A)	W	33-28
F. 9	Indiana State (H)	L	32-20
F. 13	Indianapolis (H)	W	23-14
F. 17	DePauw (H)	L	23-17
F. 20	Franklin (A)	L	44-29
F. 24	Evansville (H)	L	31-23
F. 28	Manchester (H)	W	25-18

1934-35

Coach: Branch McCracken - (9-9)

D. 1	Taylor (H)	W	37-20
D. 7	Indiana (A)	L	35-19
D. 15	Earlham (A)	W	31-20
D. 20	Franklin (A)	L	27-18
J. 5	DePauw (H)	W	35-31
J. 11	Indiana State (H)	L	23-21
J. 12	Western Michigan (H)	L	37-24
J. 16	Indianapolis (A)	W	29-28
J. 19	Franklin (H)	W	30-27
J. 23	DePauw (H)	W	22-18
J. 26	Indianapolis (H)	L	17-16
F. 1	Western Michigan (A)	L	29-24

F. 5	Manchester (H)	W	30-28
F. 8	Indiana State (A)	W	37-35
F. 9	Evansville (A)	L	31-22
F. 15	Evansville (H)	L	31-29
F. 22	Manchester (A)	L	16-14
F. 27	Earlham (H)	W	34-23

1935-36

Coach: Branch McCracken - (13-7)

D. 4	Taylor (H)	W	49-33
D. 6	Indiana (A)	L	44-28
D. 14	Indianapolis (A)	L	38-30
D. 17	Miami University (H)	W	29-22
D. 19	Franklin (H)	W	38-37
D. 23	Wabash (H)	W	28-20
J. 9	DePauw (H)	W	36-16
J. 18	Manchester (A)	W	40-38
J. 28	Indianapolis (H)	W	39-24
J. 31	Franklin (A)	L	32-30
F. 6	Indiana State (H)	W	34-32
F. 8	Wabash (A)	L	42-40
F. 10	Earlham (H)	W	47-31
F. 13	DePauw (A)	W	36-25
F. 18	Manchester (H)	W	36-29
F. 22	Western Michigan (H)	L	47-36
F. 27	Indiana State (A)	L	36-28
F. 29	Earlham (A)	W	40-34
M. 7	Wayne State (1)	W	33-16
M. 12	Central Normal (1)	L	46-23

1936-37

Coach: Branch McCracken - (13-6)

N. 30	Taylor (H)	W	42-18
D. 4	Wisconsin (A)	L	38-33
D. 5	Beloit (A)	W	46-33
D. 10	Indianapolis (H)	W	38-37
D. 17	Franklin (H)	W	40-32
J. 4	Wabash (A)	W	38-30
J. 12	Manchester (H)	L	35-33
J. 16	Franklin (H)	W	29-26
J. 18	Earlham (A)	W	47-31
J. 23	Indianapolis (A)	L	45-39
J. 28	Indiana State (A)	W	35-25
F. 1	Indiana (H)	L	31-22
F. 3	Earlham (H)	W	42-37
F. 5	Manchester (A)	W	47-37
F. 9	Wabash (H)	W	33-25
F. 15	DePauw (H)	L	27-25
F. 19	Western Michigan (A)	L	46-35
F. 25	Indiana State (H)	W	43-30
M. 2	DePauw (A)	W	35-26

1937-38

Coach: Branch McCracken - (17-4)

D. 4	Notre Dame (A)	L	43-28
D. 7	Indianapolis (H)	L	43-28
D. 11	Indiana (H)	W	42-38
D. 15	Drury (H)	W	37-28
D. 22	Central Normal (A)	W	48-27
D. 27	Akron (A)	W	39-38
J. 5	Franklin (A)	L	38-37
J. 7	Toledo (A)	L	47-35
J. 8	Western Michigan (A)	W	43-35
J. 15	DePauw (H)	W	40-33
J. 17	Earlham (H)	W	36-28
J. 20	Indiana State (H)	W	54-21
J. 29	Manchester (A)	W	47-42
F. 5	Western Michigan (H)	W	63-47

F. 8	DePauw (A)	W	34-25
F. 15	Manchester (H)	W	58-42
F. 17	Indianapolis (A)	W	50-31
F. 22	Franklin (H)	W	43-26
F. 24	Indiana State (A)	W	58-34
F. 28	Earlham (A)	W	37-33
M. 2	Central Normal (H)	W	57-41

1938-39

Coach: Pete Phillips - (10-10)

D. 3	Notre Dame (A)	L	70-30
D. 5	Indiana (A)	L	54-28
D. 10	Indianapolis (H)	W	45-37
D. 12	Earlham (A)	W	28-26
D. 21	St. Joseph's (H)	W	56-28
J. 6	Toledo (H)	W	42-41
J. 10	Manchester (H)	L	48-46
J. 14	Western Michigan (H)	L	40-35
J. 18	Indiana State (A)	L	30-28
J. 23	Central Normal (A)	W	43-36
J. 25	DePauw (H)	W	48-40
J. 31	Franklin (A)	L	41-35
F. 3	Western Michigan (A)	W	34-33
F. 7	Manchester (A)	L	48-41
F. 11	Central Normal (H)	W	41-18
F. 18	Franklin (H)	L	35-29
F. 20	Earlham (H)	W	43-42
F. 22	Akron (H)	L	29-28
F. 28	Indiana State (H)	W	38-31
M. 1	Indianapolis (A)	L	45-39

1939-40

Coach: Pete Phillips - (12-6)

D. 9	Butler (A)	L	29-23
D. 14	Indianapolis (A)	W	50-41
D. 16	Xavier (H)	W	36-29
D. 21	Earlham (H)	W	48-32
J. 4	Akron (A)	W	50-37
J. 6	Western Michigan (A)	L	65-49
J. 10	Manchester (H)	W	52-38
J. 15	Western Michigan (H)	W	67-44
J. 22	DePauw (A)	W	40-36
J. 25	Indiana State (H)	W	41-40
J. 29	Illinois State (H)	W	45-33
F. 2	Franklin (A)	W	54-37
F. 10	Indianapolis (H)	L	42-37
F. 13	Manchester (A)	L	49-44
F. 17	DePauw (H)	W	43-41
F. 21	Franklin (H)	L	48-47
F. 24	Earlham (A)	W	69-21
F. 28	Indiana State (A)	L	36-31

1940-41

Coach: Pete Phillips - (8-9)

D. 7	Indianapolis (A)	L	44-30
D. 11	Franklin (A)	L	36-29
D. 16	Earlham (H)	W	55-43
D. 19	Ohio Wesleyan (H)	W	51-39
J. 9	DePauw (A)	L	41-36
J. 11	Manchester (H)	W	53-28
J. 18	Western Michigan (H)	W	36-31
J. 22	Indiana State (A)	W	27-26
J. 25	Butler (H)	L	38-36
F. 1	Illinois State (A)	L	40-26
F. 5	Manchester (A)	W	34-32
F. 8	Indianapolis (H)	L	32-29
F. 11	Xavier (A)	L	36-34
F. 15	Earlham (A)	L	45-44

ALL-TIME RESULTS

F. 18	Franklin (H)	W	49-30
F. 22	Western Michigan (A)	W	43-37
F. 26	Indiana State (H)	L	49-35

1941-42**Coach: Pete Phillips - (7-11)**

D. 8	Earlham (A)	W	42-40
D. 12	Eastern Illinois (A)	W	42-40
D. 18	Ohio Wesleyan (H)	W	47-43
J. 3	Northern Illinois (A)	W	42-31
J. 5	Illinois State (A)	W	27-24
J. 8	DePauw (H)	L	38-30
J. 10	Indianapolis (A)	L	68-32
J. 13	Manchester (H)	L	53-51
J. 17	Western Michigan (A)	L	48-45
J. 22	Indiana State (H)	W	47-44
J. 24	Butler (A)	L	38-36
J. 31	Franklin (H)	W	60-34
F. 4	Manchester (A)	L	39-35
F. 7	Illinois State (H)	L	63-48
F. 10	Franklin (A)	L	52-50
F. 14	Indianapolis (H)	L	42-33
F. 21	Western Michigan (H)	L	69-50
F. 25	Indiana State (A)	L	38-30

1942-43**Coach: Pete Phillips - (7-10)**

N. 28	Notre Dame (A)	L	56-42
D. 4	Peru Naval (H)	W	45-37
D. 12	Western Michigan (H)	L	50-49
D. 17	Miami University (H)	W	44-37
J. 2	Northern Illinois (H)	W	51-47
J. 7	Franklin (A)	W	54-32
J. 12	Manchester (A)	L	40-32
J. 18	Indiana State (A)	L	43-24
J. 23	Butler (H)	W	45-43
J. 26	DePauw (A)	L	62-50
J. 30	Indianapolis (H)	L	39-37
F. 4	Earlham (H)	W	50-33
F. 9	Manchester (H)	L	56-54
F. 13	Ohio Wesleyan (A)	L	57-54
F. 17	Franklin (H)	L	42-40
F. 24	Indiana State (H)	W	38-34
F. 27	Western Michigan (A)	L	68-47

1943-44 (No games played)**1944-45****Coach: Pete Phillips - (10-3)**

D. 9	Manchester (A)	W	56-45
D. 14	Anderson (H)	W	79-20
D. 18	Butler (A)	L	45-41
J. 11	Earlham (H)	W	62-48
J. 17	Manchester (H)	W	62-29
J. 20	Anderson (H)	W	47-24
J. 27	Franklin (H)	W	64-35
J. 31	Central Normal (A)	L	44-41
F. 3	Eastern Illinois (H)	W	60-53
F. 10	Butler (H)	W	64-36
F. 14	Franklin (A)	W	54-38
F. 17	Central Normal (H)	W	48-45
F. 21	Earlham (A)	L	47-45

1945-46**Coach: Pete Phillips - (7-9)**

D. 10	Manchester (H)	W	61-39
D. 12	Butler (A)	L	47-40
D. 17	Earlham (H)	W	57-37

D. 20	Miami University (H)	L	52-36
J. 12	Central Normal (A)	L	58-33
J. 14	Wabash (A)	W	37-30
J. 17	DePauw (H)	W	34-32
J. 22	Manchester (A)	W	52-32
J. 24	Central Normal (H)	W	47-35
J. 29	Earlham (A)	L	60-56
F. 1	Franklin (A)	L	58-56
F. 4	Miami University (A)	L	59-53
F. 6	Butler (H)	W	60-35
F. 12	Franklin (H)	L	49-45
F. 14	DePauw (A)	L	42-40
F. 19	Indiana (A)	L	84-41

1946-47**Coach: Pete Phillips - (9-8)**

D. 7	Notre Dame (A)	L	80-31
D. 9	Central Normal (H)	W	52-51
D. 14	DePauw (H)	L	62-54
D. 18	Manchester (A)	W	35-33
D. 21	Northern Illinois (A)	L	48-37
D. 23	Wis.-Milwaukee (A)	W	73-42
J. 7	DePauw (A)	L	55-49
J. 9	Wabash (H)	L	61-40
J. 14	Earlham (A)	W	51-31
J. 18	Franklin (H)	W	50-45
J. 22	Miami University (A)	L	70-53
J. 25	Illinois State (H)	W	45-39
J. 31	Franklin (A)	L	77-65
F. 6	Earlham (H)	W	47-35
F. 11	Eastern Michigan (H)	W	73-32
F. 13	Central Normal (A)	W	43-41
F. 17	Manchester (H)	L	48-45

1947-48**Coach: Pete Phillips - (12-5)**

D. 6	Central Normal (A)	W	48-47
D. 13	Wis.-Milwaukee (H)	W	53-49
D. 18	Manchester (H)	W	79-48
D. 29	Xavier (A)	L	55-39
J. 8	Earlham (H)	W	64-36
J. 10	DePauw (A)	L	58-55
J. 15	Indiana State (A)	L	68-47
J. 17	Franklin (H)	L	55-51
J. 23	Western Michigan (H)	W	49-41
J. 31	Eastern Michigan (A)	W	64-38
F. 4	Miami University (H)	W	53-51
F. 7	Illinois State (A)	W	65-62
F. 12	Central Normal (H)	W	55-43
F. 14	Manchester (A)	L	60-57
F. 18	DePauw (H)	W	48-46
F. 20	Franklin (A)	W	52-49
F. 27	Northern Illinois (H)	W	55-47

1948-49**Coach: Dick Stealy - (12-6)**

D. 4	Hanover (A)	L	57-48
D. 7	Indianapolis (H)	W	67-61
D. 11	DePauw (H)	W	60-41
D. 16	Franklin (H)	W	60-45
D. 18	Western Michigan (A)	L	62-51
J. 3	Earlham (A)	W	54-48
J. 8	Eastern Illinois (A)	L	60-42
J. 13	Indiana State (A)	L	62-46
J. 18	DePauw (A)	L	75-65
J. 20	Anderson (H)	W	67-54
J. 22	St. Joseph's (H)	W	85-71
J. 26	Central Normal (A)	W	60-55

J. 29	Manchester (H)	W	69-56
F. 2	Miami University (A)	L	66-58
F. 5	Wabash (A)	W	59-52
F. 12	Manchester (A)	W	81-69
F. 15	Franklin (A)	W	67-61
F. 16	Illinois State (H)	W	73-52

1949-50**Coach: Dick Stealy - (9-9)**

D. 2	Hanover (H)	W	64-60
D. 6	Indianapolis (A)	L	71-54
D. 10	Valparaiso (A)	L	63-61
D. 13	DePauw (A)	L	62-47
D. 17	Western Michigan (H)	L	75-69
D. 30	Anderson (A)	W	64-46
J. 2	Earlham (H)	W	70-38
J. 12	Indiana State (A)	L	69-48
J. 14	Eastern Illinois (H)	L	73-56
J. 21	St. Joseph's (A)	L	47-45
J. 28	Manchester (A)	L	66-63
F. 2	Miami University (H)	W	69-44
F. 4	Eastern Michigan (H)	W	66-41
F. 7	Wabash (H)	W	66-44
F. 11	DePauw (H)	W	63-57
F. 18	Franklin (A)	L	62-57
F. 21	Manchester (H)	W	73-66
F. 23	Central Normal (H)	W	69-53

1950-51**Coach: Dick Stealy - (8-12)**

N. 30	Oakland City (H)	W	72-54
D. 2	Hanover (A)	L	64-58
D. 9	Valparaiso (H)	L	54-52
D. 13	DePauw (H)	L	52-46
D. 16	Western Michigan (A)	L	74-47
D. 21	Indianapolis (H)	L	66-62
J. 3	Earlham (A)	L	63-62
J. 6	Butler (A)	L	59-54
J. 11	Indiana State (H)	L	62-53
J. 17	Central Normal (H)	W	72-71
J. 24	Manchester (A)	W	57-43
J. 27	St. Joseph's (H)	W	68-58
J. 31	Indiana State (A)	L	80-56
F. 3	St. Joseph's (A)	W	64-56
F. 7	Wabash (A)	L	79-67
F. 10	DePauw (A)	L	55-37
F. 15	Manchester (H)	L	63-58
F. 17	Valparaiso (A)	W	77-76
F. 20	Butler (H)	W	65-46
F. 22	Franklin (H)	W	67-63

1951-52**Coach: Dick Stealy - (7-15)**

N. 29	Earlham (H)	W	72-59
D. 1	Hanover (H)	L	62-61
D. 8	Indianapolis (A)	L	73-66
D. 12	DePauw (A)	L	60-53
D. 15	Wabash (H)	L	53-50
D. 22	Xavier (A)	L	73-59
J. 10	Evansville (H)	W	63-59
J. 12	Valparaiso (A)	L	58-37
J. 17	Indiana State (H)	W	66-60
J. 19	St. Joseph's (A)	L	69-68
J. 22	Manchester (H)	W	71-63
J. 26	Evansville (A)	L	83-53
J. 30	DePauw (H)	W	72-65
F. 2	Wheaton (H)	L	83-76
F. 6	Wabash (A)	L	76-69

ALL-TIME RESULTS

F. 9	Butler (A)	L	61-57
F. 14	Valparaiso (H)	L	60-51
F. 16	Indiana State (A)	L	72-51
F. 20	Manchester (A)	W	84-70
F. 23	St. Joseph's (H)	W	69-48
F. 26	Butler (H)	L	59-46
F. 28	Franklin (H)	L	88-73

1952-53

Coach: Bob Primmer - (11-11)

N. 25	Earlham (A)	W	82-74
N. 29	Hanover (A)	W	81-79
D. 11	DePauw (H)	W	81-72
D. 13	Manchester (A)	L	90-87
D. 18	Indianapolis (H)	W	84-75
J. 2	Illinois State (A)	L	75-61
J. 3	Wheaton (A)	L	80-67
J. 8	Valparaiso (H)	W	62-50
J. 10	Evansville (A)	L	85-69
J. 15	Indiana State (A)	L	63-61
J. 17	St. Joseph's (H)	L	78-72
J. 20	DePauw (A)	L	81-74
J. 24	Evansville (H)	W	59-56
J. 28	Wabash (A)	L	62-52
J. 30	Indiana State (H)	W	80-61
F. 7	Butler (A)	L	82-52
F. 10	Wabash (H)	W	92-70
F. 14	Valparaiso (A)	L	73-62
F. 18	Manchester (H)	W	73-68
F. 21	St. Joseph's (A)	L	80-78
F. 24	Butler (H)	W	77-54
F. 26	Franklin (H)	W	87-57

1953-54

Coach: Bob Primmer - (9-12)

N. 24	Franklin (H)	W	83-76
D. 3	Notre Dame (A)	L	84-63
D. 5	Hanover (H)	L	69-68
D. 9	DePauw (A)	L	82-72
D. 14	Wabash (A)	W	78-65
D. 18	Miami University (A)	L	89-76
D. 30	Western Michigan (A)	L	75-57
J. 7	Valparaiso (H)	L	70-65
J. 9	Evansville (A)	W	67-65
J. 14	Indiana State (A)	W	72-67
J. 16	St. Joseph's (H)	W	77-75
J. 19	Manchester (A)	W	81-64
J. 23	Evansville (H)	L	89-65
J. 28	Indiana State (H)	W	73-59
J. 30	Ohio Wesleyan (H)	W	82-59
F. 6	Butler (A)	L	75-73
F. 10	DePauw (H)	W	98-87
F. 13	Valparaiso (A)	L	67-66
F. 17	Wabash (H)	L	78-77
F. 20	St. Joseph's (A)	L	82-60
F. 23	Butler (H)	L	78-75

1954-55

Coach: Jim Hinga - (8-12)

D. 4	Hanover (A)	L	73-72
D. 6	Eastern Michigan (H)	W	83-78
D. 8	DePauw (A)	L	67-56
D. 11	Baldwin-Wallace (H)	L	97-81
D. 13	Wabash (A)	L	83-64
D. 16	St. Joseph's (H)	W	86-75
D. 30	Earlham (A)	W	101-70
J. 5	Valparaiso (H)	L	66-65
J. 8	Evansville (A)	L	93-80

J. 15	Indiana State (A)	W	71-66
J. 18	Manchester (H)	L	82-80
J. 22	Evansville (H)	L	91-82
J. 26	Cincinnati (A)	L	113-65
J. 29	Indiana State (H)	W	75-71
F. 5	Butler (A)	L	75-73
F. 9	DePauw (H)	W	75-62
F. 12	Valparaiso (A)	L	91-72
F. 16	Wabash (H)	W	80-70
F. 19	St. Joseph's (A)	L	72-64
F. 22	Butler (H)	W	83-65

1955-56

Coach: Jim Hinga - (10-14)

Leading Scorer: Wayne VanSickle (17.6)

D. 2	Western Ontario (A)	W	72-70
D. 3	Eastern Michigan (A)	W	77-61
D. 7	DePauw (H)	L	87-72
D. 10	Baldwin-Wallace (A)	L	84-74
D. 15	Franklin (H)	W	81-65
D. 20	Georgia Teachers (2)	W	93-87
D. 21	Mt. St. Mary's (2)	L	86-79
D. 22	Akron (2)	L	95-83
D. 30	Earlham (H)	W	112-79
J. 4	Valparaiso (H)	L	79-67
J. 7	Evansville (H)	L	96-95
J. 11	Bunker Hill (A)	L	101-74
J. 14	Indiana State (A)	L	85-74
J. 17	St. Joseph's (H)	W	106-67
J. 21	Evansville (A)	L	98-81
J. 25	Indiana State (H)	W	79-63
J. 28	Butler (A)	L	69-59
J. 31	Franklin (A)	W	78-72
F. 4	Central Michigan (H)	W	97-95
F. 8	DePauw (A)	L	86-70
F. 11	Valparaiso (A)	L	72-67
F. 14	St. Joseph's (A)	L	91-80
F. 18	Hanover (H)	W	100-76
F. 21	Butler (H)	L	84-74

1956-57

Coach: Jim Hinga - (19-8)

Leading Scorer: Tom Dobbs (17.0)

D. 1	Franklin (A)	W	75-48
D. 4	Hanover (H)	W	106-79
D. 6	DePauw (A)	L	89-67
D. 8	Eastern Michigan (A)	L	85-83
D. 10	Central Michigan (A)	W	79-56
D. 13	Wabash (H)+	W	94-90
J. 3	Eastern Michigan (H)	W	89-73
J. 5	Valparaiso (H)+	W	69-66
J. 10	Evansville (H)	W	96-80
J. 12	Indiana State (A)	W	80-65
J. 17	Wabash (A)	W	83-74
J. 19	St. Joseph's (H)	W	77-73
J. 22	Franklin (H)	W	95-67
J. 26	Evansville (A)	L	103-96
J. 29	Manchester (A)	W	77-68
F. 2	Cincinnati (A)	L	90-73
F. 4	Quantico (H)	W	83-79
F. 6	Indiana State (H)	W	67-60
F. 9	Butler (A)	L	79-68
F. 13	DePauw (H)	W	96-76
F. 16	St. Joseph's (A)	L	74-69
F. 23	Valparaiso (A)	L	84-75
F. 26	Butler (H)	W	78-67
M. 6	Oakland City (H) >	W	99-84
M. 7	Anderson (H) >	W	81-78

M. 12	Troy State (3) >	W	98-70
M. 13	Texas Southern (3) >	L	97-72

1957-58

Coach: Jim Hinga - (13-11)

Leading Scorer: Terry Schurr (16.3)

Leading Reb.: Wilbur Davis (12.9)

D. 3	Hanover (A)	L	77-59
D. 7	Dayton (A)	L	58-41
D. 11	Eastern Michigan (H)	W	92-65
D. 14	Franklin (H)	W	61-49
D. 17	Wabash (A)	L	63-61
D. 19	DePauw (H)	W	66-45
J. 4	Valparaiso (H)	L	81-72
J. 7	Eastern Michigan (A)	W	74-63
J. 9	Evansville (H)	L	78-76
J. 11	Indiana State (A)	L	75-55
J. 18	St. Joseph's (A)	L	73-58
J. 21	Franklin (A)	W	63-50
J. 25	Evansville (A)	L	86-82
J. 28	Manchester (H)	W	83-67
F. 1	Anderson (H)	W	84-70
F. 5	Indiana State (H)+	W	73-70
F. 8	Butler (A)	L	91-79
F. 12	DePauw (A)	W	77-66
F. 15	St. Joseph's (H)	W	83-76
F. 18	Wabash (H)	W	76-64
F. 22	Valparaiso (A)	W	80-75
F. 25	Butler (H)+	L	82-76
M. 4	Hanover (4) >	W	75-70
M. 5	Anderson (A) (4) >	L	63-62

1958-59

Coach: Jim Hinga - (7-15)

Leading Scorer: Phil Sullivan (12.5)

Leading Reb: Wilbur Davis (11.3)

D. 3	Hanover (H)	W	72-60
D. 6	Dayton (A)	L	75-43
D. 11	DePauw (A)	W	74-60
D. 13	Franklin (A)	L	78-75
D. 16	Westchester (2)	W	75-73
D. 17	American (2)	L	71-69
D. 18	Buffalo (2)	L	80-64
J. 3	Hope (A)	L	94-69
J. 8	Evansville (H)	L	86-69
J. 10	Indiana State (H)	L	77-72
J. 17	St. Joseph's (A)	L	101-85
J. 20	Franklin (H)	W	68-62
J. 24	Evansville (A)	L	86-59
J. 27	Valparaiso (H)++	L	88-85
J. 31	Anderson (A)	W	56-55
F. 4	Indiana State (A)	L	65-59
F. 7	Butler (A)	L	77-67
F. 11	DePauw (H)	W	86-74
F. 14	St. Joseph's (H)	W	91-71
F. 17	Manchester (A)	L	86-60
F. 21	Valparaiso (A)	L	67-50
F. 24	Butler (H)	L	85-73

1959-60

Coach: Jim Hinga - (5-17)

Leading Scorer: Mike Henderson (15.3)

Leading Reb.: Mike Readnour (10.8)

D. 1	Hanover (A)	W	73-71
D. 5	Indiana (A)	L	103-63
D. 10	DePauw (H)	L	84-79
D. 12	Franklin (H)	W	91-84
D. 14	Eastern Illinois (A)	L	83-72

ALL-TIME RESULTS

D. 30	Kalamazoo (H)	W	72-68
J. 2	Wis.-Milwaukee (A)	L	91-72
J. 7	Evansville (H)	L	72-63
J. 9	Indiana State (A)	W	76-75
J. 12	Wabash (A)	L	79-70
J. 16	St. Joseph's (A)+	L	101-93
J. 19	Hope (H)	L	86-81
J. 23	Earlham (A)	L	71-64
J. 26	Valparaiso (H)	L	85-70
J. 30	Evansville (A)	L	95-70
F. 3	Indiana State (H)	L	73-61
F. 6	Butler (A)	L	73-56
F. 10	DePauw (A)	L	80-72
F. 13	St. Joseph's (H)	W	98-87
F. 16	Manchester (H)	L	107-91
F. 20	Valparaiso (A)	L	85-78
F. 23	Butler (H)	L	100-72

1960-61**Coach: Jim Hinga - (12-11)****Leading Scorer: Mike Readnour (14.7)****Leading Reb.: Mike Readnour (14.3)**

D. 1	Hanover (H)+	W	82-78
D. 3	Baldwin-Wallace (H)	W	71-56
D. 8	DePauw (A)	L	82-64
D. 10	Purdue (A)	L	73-48
D. 14	Eastern Michigan (A)	L	86-81
D. 27	Wis.-Milwaukee (H)	W	94-78
D. 29	Eastern Michigan (5)	W	79-70
D. 30	Central Michigan (A)	L	82-67
J. 5	Evansville (H)	L	72-68
J. 7	Indiana State (A)	L	84-69
J. 10	Eastern Illinois (H)	W	102-83
J. 14	St. Joseph's (A)	W	86-74
J. 17	Valparaiso (H)	W	75-72
J. 21	Earlham (H)	W	85-65
J. 24	Indiana State (H)	W	88-84
J. 28	Evansville (A)	L	91-84
J. 31	Franklin (A)	L	81-74
F. 4	Butler (A)	L	82-73
F. 8	DePauw (H)	W	99-93
F. 11	St. Joseph's (H)	L	73-69
F. 14	Wabash (H)	W	83-67
F. 18	Valparaiso (A)	W	100-98
F. 21	Butler (H)	L	73-59

1961-62**Coach: Jim Hinga - (12-10)****Leading Scorer: John Lee (18.1)****Leading Reb.: Ed Butler (17.4)**

D. 1	Eastern Michigan (H)	W	90-58
D. 2	Michigan (A)	L	74-60
D. 5	Wabash (H)	W	70-54
D. 7	DePauw (H)	L	73-68
D. 9	Baldwin-Wallace (A)	W	100-93
D. 19	Eastern Illinois (A)	W	70-67
D. 28	Northern Illinois (6)	W	92-70
D. 29	Central Michigan (6)	W	83-71
J. 4	Evansville (H)	W	91-80
J. 6	Indiana State (H)	L	92-87
J. 13	St. Joseph's (A)	W	84-59
J. 16	Valparaiso (H)	L	103-85
J. 20	Earlham (H)	W	93-52
J. 23	Indiana State (A)	W	86-85
J. 27	Evansville (A)	L	98-78
J. 31	Franklin (H)	W	84-74
F. 3	Butler (A)	L	61-58
F. 7	DePauw (A)	L	75-67

F. 10	St. Joseph's (H)	L	87-85
F. 14	Wabash (A)	W	78-73
F. 17	Valparaiso (A)	L	90-73
F. 20	Butler (H)	L	87-86

1962-63**Coach: Jim Hinga - (15-9)****Leading Scorer: Ed Butler (17.0)****Leading Reb.: Ed Butler (16.9)**

D. 1	Michigan (A)	L	68-58
D. 6	Northern Illinois (H)	W	73-51
D. 8	Eastern Illinois (H)	W	93-76
D. 15	Southern Illinois (H)	W	73-68
D. 18	Hanover (A)	W	66-65
D. 21	Western Illinois (6)	W	82-79
D. 22	Winston Salem (6)	W	85-83
J. 3	DePauw (H)	W	77-61
J. 5	Kent (A)	L	61-58
J. 7	Wabash (A)	W	80-63
J. 9	St. Joseph's (H)	W	99-95
J. 12	Valparaiso (A)	W	90-71
J. 16	Butler (A)	L	77-60
J. 19	Evansville (H)	L	79-77
J. 26	Evansville (A)	L	81-62
J. 30	Franklin (A)	W	90-72
F. 1	St. Joseph's (A)	L	108-88
F. 6	Indiana State (A)	L	68-58
F. 9	Butler (H)	L	74-66
F. 13	Wabash (H)	W	89-61
F. 16	DePauw (A)	W	87-76
F. 20	Valparaiso (H)	W	92-77
F. 23	Indiana State (H)	W	95-73
F. 27	Southern Illinois (A)	L	85-73

1963-64**Coach: Jim Hinga - (17-8)****Leading Scorer: Ed Butler (21.8)****Leading Reb.: Ed Butler (17.7)**

N. 30	Michigan (H)	L	90-76
D. 4	Manchester (H)	W	107-81
D. 7	Miami University (A)	L	86-80
D. 11	Wabash (H)	W	101-71
D. 14	Northern Illinois (A)	L	82-74
D. 17	Hanover (H)	W	90-58
D. 21	Buffalo State (A)	W	78-66
J. 4	Kent (H)	W	98-69
J. 8	St. Joseph's (H)	W	92-82
J. 11	Valparaiso (A)	W	100-88
J. 14	Butler (A)	L	79-74
J. 18	Evansville (H)	L	98-92
J. 25	Evansville (A)	L	90-83
J. 29	Franklin (H)	W	99-80
F. 1	St. Joseph's (A)	W	81-76
F. 5	Indiana State (A)	W	83-80
F. 8	Butler (H)	W	90-73
F. 12	Wabash (A)	W	100-83
F. 15	DePauw (A)	W	93-81
F. 19	Valparaiso (H)++	W	117-116
F. 22	Indiana State (H)	W	97-71
F. 26	Earlham (A)	W	86-68
F. 29	DePauw (H)	W	98-78
M. 5	Southern Illinois (7) >	L	88-81
M. 6	Jackson State (7) >	L	92-71

1964-65**Coach: Jim Hinga - (9-13)****Leading Scorer: Stan Neal (20.5)****Leading Reb.: Dan Howe (11.1)**

D. 1	Michigan (A)	L	92-70
D. 4	Notre Dame (A)	L	116-82
D. 8	St. Cloud (H)+	W	70-69
D. 12	Northern Illinois (H)	W	91-85
D. 15	Hanover (H)	W	78-51
D. 19	Western Michigan (A)	L	93-83
D. 29	Miami University (H)	L	107-78
J. 2	Evansville (H)	L	108-92
J. 6	Indiana State (A)+	L	96-88
J. 9	Valparaiso (A)	L	77-67
J. 13	Butler (H)	W	85-72
J. 19	Kent (A)	L	103-78
J. 23	Evansville (A)	L	117-81
J. 27	Franklin (H)	W	123-63
J. 30	St. Joseph's (H)	W	90-76
F. 6	Southern Illinois (A)	L	93-65
F. 10	DePauw (H)	W	85-73
F. 13	Indiana State (H)	W	79-75
F. 17	St. Joseph's (A)	L	69-65
F. 20	Butler (A)	L	102-97
F. 24	Valparaiso (H)+	W	74-72
M. 6	DePauw (A)	L	86-82

1965-66**Coach: Jim Hinga - (10-15)****Leading Scorer: Mack Sawyer (14.1)****Leading Reb.: Mack Sawyer (12.2)**

D. 1	Bowling Green (A)	L	91-74
D. 4	Presbyterian (H)	W	96-50
D. 6	Michigan (A)	L	107-70
D. 8	Eastern Illinois (H)	W	99-67
D. 11	Northern Illinois (A)	L	76-75
D. 14	Hanover (A)	W	76-65
D. 16	St. Joseph's (H)+	W	75-72
D. 18	Miami University (A)	L	94-73
D. 20	Western Michigan (H)	W	75-72
D. 28	St. Thomas (8)	W	75-74
D. 29	St. Cloud (A)	L	82-74
D. 30	St. John's (Minn.) (8)	W	102-69
J. 5	DePauw (H)	W	89-77
J. 8	Indiana State (A)	L	99-87
J. 15	Butler (H)	L	75-71
J. 18	Eastern Illinois (A)	L	84-75
J. 22	Evansville (A)	L	105-85
J. 26	Valparaiso (H)	L	89-76
J. 29	Southern Illinois (H)	L	69-50
F. 2	St. Joseph's (A)	L	100-90
F. 5	DePauw (A)	W	106-72
F. 9	Indiana State (H)	L	75-73
F. 12	Evansville (H)	L	89-88
F. 16	Butler (A)	W	75-65
F. 19	Valparaiso (A)	L	112-87

1966-67**Coach: Jim Hinga - (7-14)****Leading Scorer: Mack Sawyer (17.8)****Leading Reb.: Mack Sawyer (11.5)**

D. 1	Bowling Green (H)	L	97-87
D. 3	Kent (A)	L	95-74
D. 5	Northwestern (A)	L	120-83
D. 7	Western Michigan (A)	L	90-85
D. 10	Northern Illinois (H)	W	91-88
D. 17	Miami University (H)	L	69-65
D. 19	Hanover (A)	L	99-93

ALL-TIME RESULTS

D. 21	Wisconsin-Stout (H)	W	107-82
D. 31	Evansville (H)+	W	90-87
J. 4	Butler (A)	L	95-93
J. 7	DePauw (A)	L	92-91
J. 11	Indiana State (A)	L	106-101
J. 14	Valparaiso (H)	L	87-82
J. 17	St. Joseph's (H)	W	97-89
J. 21	Evansville (A)	L	87-74
J. 28	Indiana State (H)	L	96-95
J. 31	Eastern Illinois (A)	W	82-67
F. 4	St. Joseph's (A)	L	85-81
F. 8	DePauw (H)	L	81-71
F. 11	Butler (H)	W	72-71
F. 15	Valparaiso (A)	W	90-82

1967-68

Coach: Jim Hinga - (10-12)

Leading Scorer: Gary Miller (14.4)

Leading Reb.: Steve Ricks (7.2)

D. 2	Miami University (A)+	L	107-100
D. 5	Central Michigan (H)	W	76-72
D. 9	Northern Illinois (A)	L	79-59
D. 12	Bowling Green (A)	L	87-70
D. 16	Western Michigan (H)	W	101-90
D. 18	Hanover (H)+	W	94-90
D. 28	Eastern Kentucky (H)	L	95-66
J. 3	Butler (H)	W	78-65
J. 6	DePauw (H)	W	84-77
J. 10	Indiana State (A)	L	94-81
J. 13	Valparaiso (A)	L	79-76
J. 17	St. Joseph's (A)	W	89-81
J. 20	Evansville (H)	W	91-82
J. 22	Michigan (A)	L	99-75
J. 27	Indiana State (H)	L	96-81
J. 31	Eastern Illinois (H)	W	87-72
F. 3	St. Joseph's (H)	L	93-84
F. 7	DePauw (A)	L	90-79
F. 10	Butler (A)	L	89-81
F. 14	Valparaiso (H)+	W	79-73
F. 17	Kent (H)	W	75-65
F. 20	Evansville (A)	L	110-74

1968-69

Coach: Bud Getchell - (7-16)

Leading Scorer: Marzine Moore (17.9)

Leading Reb.: Mike Holland (8.6)

N. 30	Eastern Kentucky (A)	L	99-75
D. 3	Central Michigan (A)	L	76-73
D. 7	Northern Illinois (H)	W	83-78
D. 10	Western Michigan (A)	L	97-81
D. 14	Bowling Green (H)	L	76-69
D. 17	San Diego State (H)	W	75-73
D. 18	Hanover (H)	L	87-80
D. 21	Miami University(H)	L	84-67
J. 4	Butler (H)	W	75-64
J. 7	Eastern Illinois (A)	W	68-65
J. 11	Indiana State (A)	L	85-70
J. 15	Valparaiso (H)	W	81-75
J. 18	Eastern Michigan(A)	L	86-79
J. 25	Evansville (A)	L	85-76
J. 29	DePauw (A)	L	122-99
F. 1	St. Joseph's (H)	W	74-72
F. 5	Butler (A)	L	95-75
F. 8	Illinois State (A)	L	98-81
F. 12	Indiana State (H)	W	87-79
F. 15	Valparaiso (A)	L	96-82
F. 19	Evansville (H)	L	86-80
F. 22	DePauw (H)	L	83-64

F. 25	St. Joseph's (A)	L	94-84
-------	------------------	---	-------

1969-70

Coach: Bud Getchel - (8-16)

Leading Scorer: Jim Regenold (18.8)

Leading Reb.: Jim Regenold, Mike Holland (7.5)

D. 1	Wisconsin (A)	L	88-74
D. 3	Franklin (H)	W	104-76
D. 6	Miami University (A)	L	81-65
D. 9	Hanover (H)	L	87-80
D. 13	Bowling Green (A)	L	99-82
D. 15	DePauw (H)	W	94-85
D. 20	Ohio (A)	L	92-81
J. 3	Butler (A)	L	88-82
J. 6	Western Michigan (H)	W	81-75
J. 10	Indiana State (H)	L	95-78
J. 14	Valparaiso (A)	W	83-80
J. 17	Eastern Michigan (H)	L	104-95
J. 20	Eastern Illinois (H)	W	83-78
J. 24	Evansville (A)	L	105-88
J. 28	DePauw (A)	L	101-84
J. 31	Buffalo (A)	L	90-76
F. 2	Kent (H)	W	91-86
F. 4	Butler (H)	L	102-95
F. 7	Illinois State (H)	W	107-98
F. 11	Indiana State (A)	L	92-83
F. 14	Northern Illinois (A)	L	96-75
F. 18	Evansville (H)	W	89-81
F. 21	New Orleans (A)	L	88-83
F. 24	Central Michigan (A)	L	82-78

1970-71

Coach: Bud Getchell - (6-20)

Leading Scorer: Jim Regenold (27.5)

Leading Reb.: Marty Miggenburg (9.9)

D. 2	Whitewater State (H)	W	86-75
D. 5	New Orleans (H)	L	103-87
D. 9	Illinois State (A)	L	90-80
D. 12	Bowling Green (H)	L	96-89
D. 16	Miami University (H)	L	70-53
D. 19	San Diego State (A)	L	86-75
D. 21	Cal State-L.A. (A)	L	87-85
D. 30	Butler (H)	L	104-96
J. 2	Evansville (A)	L	97-85
J. 5	Dubuque (H)	W	95-70
J. 9	Indiana State (A)	L	106-87
J. 13	Valparaiso (H)	W	89-72
J. 16	Central Michigan (A)	L	93-67
J. 19	Southern Illinois (A)	L	79-77
J. 21	Northern Illinois (H)	L	98-83
J. 23	Evansville (H)	L	107-98
J. 26	Western Michigan (A)	L	111-94
J. 30	Illinois State (H)	W	99-81
F. 2	Kent (A)+	L	93-87
F. 6	Butler (A)	L	91-85
F. 10	Indiana State (H)	L	74-67
F. 13	Western Illinois (A)	W	82-60
F. 15	Northern Illinois (A)	L	79-71
F. 17	Southern Illinois (H)	L	113-90
F. 20	Ohio (H)	L	84-82
F. 23	Buffalo (H)	W	87-76

1971-72

Coach: Bud Getchell - (9-15)

Leading Scorer: Jim Regenold (21.5)

Leading Reb.: Bill Clark (12.0)

D. 1	Indiana (A)	L	84-77
D. 4	Otterbein (H)	W	97-74

D. 8	Central Michigan (H)	L	89-83
D. 11	Bowling Green (A)	L	104-89
D. 18	Kenyon (H)	W	107-80
D. 21	Tennessee Tech (A)	L	75-73
D. 28	Springfield (9)	L	79-77
D. 29	Boston (9)	W	98-90
D. 30	Bucknell (9)+	W	84-83
J. 3	Butler (H)	W	92-85
J. 8	Northern Illinois (H)	L	103-83
J. 11	Texas-Arlington (H)	W	83-82
J. 15	Illinois State (A)	L	99-92
J. 17	Kent (H)	W	80-69
J. 19	Western Michigan (H)	L	70-60
J. 22	Southern Illinois (A)	W	81-74
J. 26	Indiana State (H)++	L	80-78
J. 29	Miami University (A)	L	68-65
J. 31	Butler (A)	L	88-86
F. 5	Southern Illinois (H)	W	87-74
F. 9	Indiana State (A)	L	60-57
F. 16	Illinois State (H)	L	98-71
F. 19	Northern Illinois (A)	L	103-88
F. 21	Western Illinois (H)	L	92-76

1972-73

Coach: Jim Holstein - (9-15)

Leading Scorer: Larry Bullington (25.9)

Leading Reb.: Bill Clark (11.9)

D. 2	Northern Iowa (H)	W	89-82
D. 6	Central Michigan (A)	L	101-87
D. 9	Capital (H)	W	92-65
D. 12	Steubenville (H)	W	45-38
D. 16	Cleveland State (A)	L	87-85
D. 18	Tennessee Tech (H)	L	73-68
D. 20	Miami University (H)	L	88-82
D. 23	Butler (A)	L	102-70
D. 30	Cal State-L.A. (H)	W	81-79
J. 3	Indiana (A)	L	94-71
J. 6	Illinois State (H)	W	92-75
J. 11	Oakland (H)	W	87-77
J. 13	Northern Illinois (H)	L	104-93
J. 15	Bowling Green (H)	L	76-74
J. 20	Cincinnati (A)	L	104-77
J. 24	Eastern Michigan (A)	W	97-91
J. 27	Wis.-Milwaukee (H)	L	96-87
J. 29	Western Mich. (A)+++	L	94-86
F. 3	Indiana State (A)+	L	90-81
F. 6	Ohio (H)	L	81-75
F. 9	Illinois State (A)	W	94-86
F. 14	Northern Illinois (A)	W	91-73
F. 24	Indiana State (H)	L	78-72
F. 27	Wichita State (A)	L	108-76

1973-74

Coach: Jim Holstein - (14-12)

Leading Scorer: Larry Bullington (25.5)

Leading Reb.: Chris Collins (8.6)

D. 1	Wabash (H)	W	103-91
D. 4	NW Missouri State (H)	W	82-79
D. 8	Western Michigan (H)	W	78-72
D. 12	Bowling Green (A)	L	96-71
D. 15	Indiana (H)	L	87-62
D. 19	Butler (A)++	W	83-80
D. 22	Central Michigan (H)	W	98-94
D. 27	San Jose State (A)	L	81-79
D. 29	Colorado State (A)	L	94-67
J. 2	Ohio (A)	L	99-88
J. 5	Northern Illinois (H)	W	96-88
J. 8	Buffalo State (H)	W	93-66

ALL-TIME RESULTS

J. 12	Indiana State (H)	W	98-82
J. 16	Cincinnati (H)	W	99-82
J. 19	Cleveland State (H)	W	93-87
J. 21	Wis.-Milwaukee (A)	W	79-63
J. 23	Eastern Michigan (H)	W	83-82
J. 26	Indiana State (A)	L	86-74
J. 28	Butler (H)	W	86-82
F. 2	Racine (H)	W	116-95
F. 6	Miami University (A)	L	101-81
F. 9	Northern Illinois (A)	L	75-74
F. 11	Illinois State (A)	L	83-77
F. 23	Georgia Southern (H)	L	82-77
F. 26	Notre Dame (A)	L	93-69
M. 1	Tulane (A)	L	95-89

1974-75**Coach: Jim Holstein - (10-15)****Leading Scorer: Kim Kaufman (18.0)****Leading Reb.: Shafer Suggs (8.2)**

N. 30	Ohio State (A)	L	91-64
D. 3	Purdue (A)	L	104-77
D. 7	Toledo (A)	L	82-63
D. 11	Miami University (H)	L	65-54
D. 14	Bowling Green (H)	L	100-69
D. 16	Anderson (H) +	W	98-89
D. 19	Kent (A)	L	71-61
D. 21	Central Michigan (A)	L	101-77
D. 23	Butler (A)	W	91-74
J. 3	Manchester (H)	W	88-62
J. 4	Slippery Rock (H)	W	72-71
J. 8	Western Michigan (A)	L	77-54
J. 11	Indiana State (H)	W	80-76
J. 16	Pacific (H)	L	83-69
J. 18	Cleveland State (A)	L	93-78
J. 22	Morehead State (A)	L	81-74
J. 25	Tulane (H)	W	98-74
J. 29	Northern Illinois (A)	L	93-73
F. 1	Indiana State (A)	L	82-69
F. 3	Butler (H)	W	79-59
F. 5	Kent (H)	W	83-80
F. 8	Illinois State (H)	W	77-65
F. 11	Ohio (H)	L	82-74
F. 15	Georgia Southern (A)	L	88-75
F. 22	Northern Illinois (H)	W	81-68

1975-76**Coach: Jim Holstein - (11-14, MAC 5-11/8th)****Leading Scorer: Jim Fields (14.7)****Leading Reb.: Randy Boarden (11.1)**

N. 29	Indianapolis (H)	W	71-61
D. 1	Wis.-Oshkosh (H)	W	74-72
D. 6	Morehead State (H)	W	85-82
D. 13	Indiana State (10)	W	79-76
D. 17	Cleveland State (H)	W	77-69
D. 20	Butler (A)	L	63-61
D. 29	Houston Baptist (A)	L	81-76
J. 3	Toledo (H)*	L	72-60
J. 7	Northern Illinois (A)*	W	74-72
J. 10	Kent (H)*	L	72-66
J. 14	Notre Dame (A)	L	119-78
J. 17	Ohio (H)*	L	75-74
J. 21	Miami University (A)*	L	97-75
J. 24	Western Michigan (H)*	L	62-57
J. 28	Central Michigan (A)*	L	66-64
J. 31	Bowling Green (H)*	W	77-53
F. 2	Butler (H)	W	66-63
F. 7	Eastern Michigan (A)*	W	84-78
F. 11	Northern Illinois (H)*	L	79-77

F. 14	Kent (A)*	W	75-61
F. 21	Ohio (A)*	L	90-63
F. 25	Miami University (H)*	L	81-63
F. 28	Western Michigan (A)*	L	93-67
M. 3	Central Michigan (H)*	W	76-63
M. 6	Toledo (A)*	L	91-66

1976-77**Coach: Jim Holstein - (11-14, MAC 7-9/6th)****Leading Scorer: Randy Boarden (11.8)****Leading Reb.: Randy Boarden (9.1)**

N. 30	Maryland (A)	L	86-70
D. 3	Indianapolis (H)	W	81-77
D. 6	San Jose State (H)	L	63-56
D. 11	Indiana State (H)	L	80-69
D. 15	Ohio State (H)	W	57-55
D. 18	Butler (A)	L	56-48
D. 20	Southern Mississippi (A)	L	71-58
D. 22	Mercer (A)	W	70-67
J. 3	Butler (H)	W	66-59
J. 5	Central Michigan (H)*	L	71-69
J. 8	Miami University (A)*	L	93-60
J. 12	Kent (A)*	W	64-62
J. 15	Western Michigan (H)*	L	72-66
J. 19	Ohio (A)*	W	66-63
J. 22	Bowling Green (H)*	L	72-54
J. 26	Eastern Michigan (A)*	W	86-64
F. 2	Ohio (H)*	W	65-64
F. 5	Northern Illinois (A)*	L	83-77
F. 9	Central Michigan (A)*	L	85-72
F. 12	Miami University (H)*	L	87-70
F. 16	Toledo (H)*	L	68-64
F. 19	Western Michigan (A)*	W	70-65
F. 26	Bowling Green (A)*	L	84-57
M. 2	Eastern Michigan (A)*	W	77-61
M. 5	Kent (A)*	W	83-80

1977-78**Coach: Steve Yoder - (10-15, MAC 6-10/t-7th)****Leading Scorer: Mike Drews (12.5)****Leading Reb.: Randy Boarden (8.3)**

N. 26	Houston Baptist (H)	W	80-67
N. 30	Butler (A)	W	88-79
D. 3	Southern Mississippi (H)	L	95-85
D. 10	Miami University (A)*+	L	73-68
D. 14	Indianapolis (H)	L	87-70
D. 17	Detroit (A)	L	103-70
D. 29	Indiana State (A)	L	82-50
J. 2	Mercer (A)	W	83-79
J. 4	Western Michigan (H)*	W	71-58
J. 7	Ohio (A)*	L	75-71
J. 11	Valparaiso (H)	W	69-64
J. 14	Central Michigan (H)*	W	74-73
J. 18	Eastern Michigan (A)*	L	86-77
J. 21	Toledo (H)*	L	96-75
J. 25	Northern Illinois (A)*	W	64-61
F. 4	Bowling Green (A)*	L	69-67
F. 6	Kent (H)*	W	88-64
F. 8	Western Michigan (A)*	L	74-63
F. 11	Ohio (H)*	W	82-77
F. 15	Eastern Michigan (H)*	L	66-64
F. 18	Central Michigan (A)*	L	91-84
F. 23	Louisville (A)	L	104-84
F. 25	Toledo (A)*	L	89-72
M. 1	Northern Illinois (H)*	W	90-75
M. 4	Miami University (H)*	L	74-67

1978-79**Coach: Steve Yoder - (16-11, MAC 9-7/4th)****Leading Scorer: Mike Drews (16.2)****Leading Reb.: Randy Boarden (10.6)**

N. 27	Eastern Kentucky (A)	L	88-86
N. 29	Indianapolis (H)	W	111-85
D. 2	Butler (A)	W	67-62
D. 6	Hanover (H)	W	66-50
D. 9	Ohio (A)*	W	70-69
D. 12	Indiana State (H)	L	93-85
D. 16	Detroit (H)	W	82-81
D. 19	Hillsdale (H)	L	72-69
D. 30	Valparaiso (H)	W	80-63
J. 3	Northern Illinois (H)*	W	101-81
J. 6	Bowling Green (A)*	W	94-93
J. 10	Central Michigan (H)*	W	78-74
J. 13	Toledo (H)*	L	69-62
J. 15	Butler (H)	W	80-72
J. 20	Kent (H)*	W	67-62
J. 24	Eastern Michigan (A)*	L	87-82
J. 27	Miami University (A)*	W	75-74
J. 31	Evansville (H)	W	63-60
F. 3	Western Michigan (H)*	W	78-67
F. 5	Northern Illinois (A)*	L	70-66
F. 7	Central Michigan (A)*	L	100-80
F. 10	Bowling Green (H)*	W	73-70
F. 14	DePaul (H)	L	85-76
F. 17	Toledo (A)*	L	82-69
F. 24	Kent (A)*	L	82-75
F. 28	Eastern Michigan (H)*	W	69-67
M. 3	Ohio (H)*	L	81-74

1979-80**Coach: Steve Yoder - (14-15, MAC 7-9/t4th)****Leading Scorer: Ray McCallum (16.5)****Leading Reb.: George Bradley (7.0)**

D. 1	Wisconsin-Oshkosh (H)	W	76-55
D. 5	Butler (H)	W	100-71
D. 8	Bowling Green (A)*	L	80-79
D. 12	Indianapolis (H)	W	77-73
D. 15	Eastern Kentucky (H)	L	94-88
D. 18	Grand Valley State (H)	W	78-77
D. 22	Indiana State (A)	L	71-58
D. 28	Appalachian State (11)	W	74-68
D. 29	Northeast Louisiana (A)	L	84-69
J. 5	Northern Illinois (A)*	L	70-63
J. 7	DePaul (A)	L	96-79
J. 9	Eastern Michigan (H)*	W	73-58
J. 12	Kent (H)*+	L	67-65
J. 14	Valparaiso (H)	W	71-56
J. 16	Toledo (A)*	L	72-60
J. 19	Miami University (A)*	W	71-57
J. 23	Western Michigan (H)*	W	75-73
J. 26	Ohio (A)*	L	75-74
J. 30	Western Michigan (A)*	L	62-60
F. 2	Central Michigan (H)*	W	84-67
F. 4	Bowling Green (H)*+	L	79-78
F. 6	Eastern Michigan (A)*	W	70-69
F. 9	Northern Illinois (H)*+	W	77-76
F. 16	Kent (A)*	L	74-68
F. 20	Toledo (H)*	L	102-73
F. 23	Miami University (H)*	W	83-71
F. 26	Kent (A)§	W	73-71
M. 1	Toledo (12)§	L	91-83
M. 2	Northern Illinois (12)§	L	71-58

ALL-TIME RESULTS

1980-81

Coach: Steve Yoder - (20-10, MAC 10-6 t-1st)

Leading Scorer: Ray McCallum (18.4)

Leading Reb.: George Bradley (6.2)

N. 29	Indiana (A)	L	75-69
D. 1	Ferris State (H)	W	96-63
D. 3	Indianapolis (H)	W	82-79
D. 6	Hillsdale (H)	W	80-49
D. 9	Wisconsin (A)	L	85-72
D. 13	Indiana State (H)	W	76-60
D. 20	Wayne State (H)	W	65-61
D. 22	Bradley (A)	L	106-73
D. 27	Nebraska (H)	W	67-62
J. 5	Butler (A)	W	69-66
J. 7	Eastern Michigan (H)*	W	85-72
J. 10	Toledo (A)*	L	70-68
J. 14	Kent (H)*	W	63-53
J. 17	Northern Illinois (A)*	W	78-73
J. 21	Miami University (A)*	W	80-69
J. 24	Western Michigan (H)*+	L	78-77
J. 28	Ohio (A)*	L	75-68
J. 31	Central Michigan (H)*	W	76-69
F. 4	Bowling Green (A)*	L	54-53
F. 7	Toledo (H)*	W	91-82
F. 11	Kent (A)*	L	74-67
F. 14	Northern Illinois (H)*	W	63-58
F. 18	Miami University (H)*	W	77-75
F. 21	Western Michigan (A)*	W	74-69
F. 25	Ohio (H)*	W	76-63
F. 28	Central Mich. (A)*+	L	84-83
M. 3	Ohio (H)\$	W	85-70
M. 6	Toledo (12)\$	W	79-77
M. 7	Northern Illinois (12)\$	W	79-66
M. 13	Boston College (13)%	L	93-90

1981-82

Coach: Steve Yoder - (17-11, MAC 12-4/1st)

Leading Scorer: Ray McCallum (17.6)

Leading Reb.: John Williams (5.9)

N. 27	Stetson (14)	L	63-47
N. 28	Bowling Green (14)	L	78-72
D. 2	Hanover (H)	W	62-55
D. 5	Indianapolis (H)	W	76-53
D. 8	Indiana State (A)	L	81-80
D. 12	Wisconsin (A)	L	71-70
D. 16	Otterbein (H)	W	90-80
D. 19	Nebraska (A)	L	71-57
J. 4	Butler (H)	W	63-54
J. 6	Northern Illinois (H)*	W	73-65
J. 9	Kent (A)*	L	57-55
J. 13	Miami University (A)*	W	68-66
J. 16	Western Michigan (H)*	W	88-74
J. 20	Ohio (A)*+	L	68-67
J. 23	Central Michigan (H)*	W	79-63
J. 27	Bowling Green (A)*	L	79-70
J. 30	Eastern Michigan (H)*	W	72-69
F. 6	Kent (H)*	W	84-68
F. 8	Memphis State (A)	L	75-64
F. 10	Miami University (H)*	W	76-65
F. 13	Western Michigan (A)*	W	55-53
F. 15	Toledo (A)*	W	76-61
F. 17	Ohio (H)*	W	59-49
F. 20	Central Michigan (A)*	L	83-79
F. 24	Bowling Green (H)*	W	71-58
F. 27	Eastern Michigan (A)*	W	54-51
M. 5	Western Michigan (12)\$	W	76-72
M. 6	Northern Illinois (12)\$+	L	79-75

1982-83

Coach: Al Brown - (17-12, MAC 10-8/t-3rd)

Leading Scorer: Ray McCallum (20.7)

Leading Reb.: Jon Mansbury (8.9)

N. 27	Indiana (A)	L	91-75
D. 1	Indiana State (H)	W	84-74
D. 4	Memphis State (A)	L	104-81
D. 8	Wisconsin (H)	W	76-66
D. 11	Bradley (H)	W	90-88
D. 18	Eastern Illinois (H)	W	102-89
D. 20	Farleigh Dickinson (H)^	W	85-80
D. 21	Louisiana Tech (H)^	W	81-77
J. 3	Butler (A)	L	74-60
J. 5	Bowling Green (H)*	L	71-69
J. 8	Miami University (H)*	W	77-76
J. 12	Eastern Michigan (A)*	L	89-75
J. 15	Western Michigan (H)*	W	91-68
J. 19	Toledo (A)*	L	81-64
J. 22	Ohio (H)*	L	73-62
J. 26	Northern Illinois (A)*	W	58-48
J. 29	Central Michigan (H)*	W	69-57
F. 2	Kent (A)*	L	99-83
F. 5	Miami University (A)*	W	61-54
F. 9	Eastern Michigan (H)*	W	72-58
F. 12	Western Michigan (A)*	W	66-58
F. 16	Toledo (H)*	L	84-66
F. 19	Ohio (A)*	L	62-48
F. 23	Northern Illinois (H)*	W	66-62
F. 26	Central Michigan (A)*	W	67-64
M. 2	Kent (H)*	W	93-65
M. 5	Bowling Green (A)*	L	78-75
M. 8	Miami University (H)\$	W	85-79
M. 10	Bowling Green (A)\$	L	79-69

1983-84

Coach: Al Brown - (8-19, MAC 5-13/9th)

Leading Scorer: Jeff Furlin (10.6)

Leading Reb.: Marcus Lacey (5.7)

N. 28	Drake (A)	L	62-60
D. 3	Indiana State (A)	L	69-57
D. 7	Eastern Illinois (A)+	W	77-76
D. 10	Valdosta State (H)	L	63-58
D. 16	Butler (H)	W	73-68
D. 19	Drexel (H)^	W	60-55
D. 20	Youngstown State (H)^	L	64-63
D. 29	Indiana (15)	L	86-43
D. 30	Iowa State (15)	L	72-64
J. 4	Western Michigan (H)*	L	86-80
J. 7	Ohio (A)*	L	66-48
J. 11	Central Michigan (H)*	L	81-79
J. 14	Bowling Green (A)*	L	93-75
J. 18	Eastern Michigan (H)*	L	58-54
J. 21	Toledo (A)*	L	86-68
J. 25	Northern Illinois (H)*	W	68-66
J. 28	Kent (A)*	L	56-55
F. 1	Miami University (A)*	L	62-44
F. 4	Ohio (H)*	W	63-60
F. 8	Central Michigan (A)*	L	78-68
F. 11	Bowling Green (H)*	L	74-45
F. 15	Eastern Michigan (A)*	L	65-58
F. 18	Toledo (H)*	W	71-69
F. 22	Northern Illinois (A)*	L	78-65
F. 25	Kent (H)*	W	75-74
M. 3	Western Michigan (A)*	W	68-66
M. 5	Miami University (H)*	L	85-76

1984-85

Coach: Al Brown - (13-16, MAC 8-10/6th)

Leading Scorer: Dan Palombizio (26.3)

Leading Reb.: Dan Palombizio (11.0)

N. 30	Washington (16)	L	66-55
D. 1	Wis.-Green Bay (16)	W	75-57
D. 8	New Orleans (A)	L	80-70
D. 10	Louisiana Tech (A)	L	73-59
D. 15	Indiana State (H)	L	91-86
D. 21	Georgia State (H)^	W	115-58
D. 22	Rider (H)^	W	85-63
D. 29	Butler (A)	L	88-75
J. 2	Central Michigan (A)*	L	78-75
J. 5	Bowling Green (H)*	W	81-67
J. 9	Eastern Michigan (A)*	W	81-79
J. 12	Toledo (H)*	L	68-67
J. 16	Northern Illinois (A)*	L	86-71
J. 19	Kent (H)*	W	80-74
J. 21	Eastern Illinois (H)+	W	74-73
J. 23	Western Michigan (H)*	W	107-87
J. 26	Miami University (A)*+	L	93-89
J. 29	Ohio (H)*	L	60-58
F. 2	Bowling Green (A)*	W	60-59
F. 6	Eastern Michigan (H)*	L	82-80
F. 9	Toledo (A)*	L	66-56
F. 13	Northern Illinois (H)*	W	82-64
F. 16	Kent (A)*	L	99-88
F. 20	Western Michigan (A)*	L	86-77
F. 23	Miami University (H)*	W	92-81
F. 27	Ohio (A)*	L	64-56
M. 2	Central Michigan (H)*	W	93-78
M. 7	Toledo (A)\$	W	68-66
M. 8	Miami University (17)\$	L	91-70

1985-86

Coach: Al Brown - (21-10, MAC 11-7/3rd)

Leading Scorer: Dan Palombizio (20.2)

Leading Reb.: Dan Palombizio (10.0)

D. 3	Oakland (H)	W	82-69
D. 7	Butler (H)	W	64-61
D. 11	Indiana State (A)	W	57-56
D. 14	Valparaiso (A)	W	84-63
D. 18	Delaware State (H)^	W	91-69
D. 19	Mississippi Valley (H)^	W	73-63
D. 21	Western Illinois (H)	W	82-75
D. 27	Nevada-Las Vegas (A)	L	88-71
D. 28	Texas Christian (18)	L	81-64
J. 2	Eastern Michigan (H)*	W	70-59
J. 4	Toledo (A)*	L	70-68
J. 8	Northern Illinois (H)*	W	84-74
J. 11	Kent (A)*	W	70-61
J. 15	Ohio (A)*	W	77-73
J. 18	Miami University (H)*	L	73-59
J. 22	Western Michigan (A)*	L	67-64
J. 25	Central Michigan (H)*	W	58-56
J. 29	Bowling Green (A)*	W	76-71
F. 1	Toledo (H)*	W	67-57
F. 5	Northern Illinois (A)*	L	66-58
F. 8	Kent (H)*	L	70-65
F. 12	Ohio (H)*	L	63-61
F. 15	Miami University (A)*	L	103-77
F. 19	Western Michigan (H)*	W	82-63
F. 22	Central Michigan (A)*	W	71-68
F. 26	Bowling Green (H)*	W	85-78
M. 1	Eastern Michigan (A)*	W	81-80
M. 6	Western Michigan (19)\$	W	87-76
M. 7	Ohio (19)\$	W	93-69

ALL-TIME RESULTS

M. 8	Miami University (19)§	W	87-79
M. 13	Memphis State (20)%	L	95-63

1986-87

Coach: Al Brown - (9-18, MAC 4-12/8th, Tie)

Leading Scorer: Charles Smith (21.2)

Leading Reb.: Charles Smith (7.6)

N. 29	St. Mary's (H)	W	79-76
D. 1	Michigan (A)	L	90-57
D. 3	Indiana State (H)	L	68-67
D. 6	Butler (A)	L	78-65
D. 9	Western Illinois (A)	L	93-78
D. 12	Valparaiso (H)^	W	62-61
D. 13	Butler (H)^	W	83-70
D. 19	Tennessee (A)	L	78-52
D. 20	San Diego State (21)	W	86-84
D. 30	Northern Illinois (A)	L	94-74
J. 3	Kent (H)*	L	81-79
J. 7	Central Michigan (H)*	W	81-79
J. 10	Miami University (A)*	L	79-66
J. 14	Western Michigan (H)*	L	62-60
J. 17	Ohio (A)*	W	86-82
J. 21	Bowling Green (H)*	W	73-56
J. 24	Eastern Michigan (A)*	W	84-72
J. 28	Toledo (H)*	L	64-61
J. 31	Kent (A)*	L	86-82
F. 4	Central Michigan (A)*	L	80-57
F. 7	Miami University (H)*+	L	83-81
F. 11	Western Michigan (A)*+	L	102-99
F. 14	Ohio (H)*	L	52-49
F. 18	Bowling Green (A)*	L	77-75
F. 21	Eastern Michigan (H)*	L	76-71
F. 25	Toledo (A)*	L	96-88
F. 28	Northern Illinois (H)	W	106-79

1987-88

Coach: Rick Majerus - (14-14, MAC 8-8/4th)

Leading Scorer: Derrick Wesley (20.6)

Leading Reb.: Derrick Wesley (5.3)

N. 27	Wilmington (H)	W	68-55
N. 30	Indiana State (A)	W	72-69
D. 4	Ohio State (22)	L	62-42
D. 5	Lehigh (22)	L	72-64
D. 12	Purdue (A)	L	96-47
D. 15	Siena Heights (H)	W	61-42
D. 19	Minnesota (H)	L	75-67
D. 21	Butler (H)	L	61-59
D. 30	Valparaiso (H)	W	69-63
J. 6	Bowling Green (H)*	W	54-49
J. 9	Miami University (H)*	L	66-55
J. 13	Western Michigan (A)*	W	77-73
J. 16	Ohio (H)*	L	58-51
J. 20	Central Michigan (A)*	L	72-51
J. 23	Eastern Michigan (H)*	L	72-71
J. 27	Toledo (A)*	W	81-72
J. 30	Missouri-K.C. (A)	W	62-56
F. 3	Kent (A)*	L	67-64
F. 6	Miami University (A)*	W	68-66
F. 10	Western Michigan (H)*	W	77-67
F. 13	Ohio (A)*	L	83-63
F. 17	Central Michigan (H)*	W	54-51
F. 20	Eastern Michigan (A)*	L	77-68
F. 24	Toledo (H)*	W	64-63
F. 27	Missouri-K.C. (H)	W	76-71
M. 2	Kent (H)*	W	67-53
M. 5	Bowling Green (A)*	L	77-56
M. 8	Western Michigan (H)§	L	80-79

1988-89

Coach: Rick Majerus - (29-3, MAC 14-2/1st)

Leading Scorer: Curtis Kidd (14.0)

Leading Reb.: Paris McCurdy (8.5)

N. 26	Minnesota (A)	W	63-57+
N. 29	Cardinal Stritch (H)	W	95-53
D. 2	U.S. International (H)^	W	85-66
D. 3	Florida A&M (H)^	W	76-52
D. 7	Indiana State (H)	W	80-56
D. 10	Purdue (H)	W	70-56
D. 13	Valparaiso (A)	W	63-56
D. 21	Fla. International (A)	W	89-66
D. 22	Northwestern (23)	W	77-71
D. 28	SW Texas State (H)	W	75-59
J. 4	Western Michigan (H)*	W	65-63
J. 7	Ohio (A)*	L	71-57
J. 11	Central Michigan (H)*	W	77-56
J. 14	Bowling Green (A)*	W	79-73
J. 18	Toledo (H)*	L	49-46
J. 21	Butler (A)	W	54-44
J. 25	Kent (H)*	W	78-62
J. 28	Eastern Michigan (A)*	W	68-66
F. 1	Miami University (A)*	W	66-51
F. 4	Ohio (H)*	W	80-70
F. 8	Central Michigan (A)*	W	66-65
F. 11	Bowling Green (H)*	W	64-51
F. 15	Toledo (A)*	W	74-69
F. 22	Kent (A)*	W	73-61
F. 25	Eastern Michigan (H)*	W	76-63
M. 1	Miami University (H)*	W	78-60
M. 4	Western Michigan (A)*	W	92-79
M. 10	Ohio (17)§	W	62-46
M. 11	Eastern Michigan (17)§	W	77-76
M. 12	Kent (17)§	W	67-65
M. 16	Pittsburgh (24)%	W	68-64
M. 18	Illinois (24)%	L	72-60

1989-90

Coach: Dick Hunsaker - (26-7, MAC 13-3/1st)

Leading Scorer: Paris McCurdy (11.8)

Leading Reb.: Paris McCurdy (8.3)

N. 24	Purdue (A)	L	57-43
N. 28	Saginaw Valley State (H)	W	66-45
D. 1	Hardin-Simmons(H)^	W	98-70
D. 2	Coppin State (H)^	W	71-66
D. 5	Indiana State (A)	L	49-48
D. 13	Valparaiso (A)	W	69-62
D. 21	Cardinal Stritch (H)	W	116-52
D. 23	Butler (H)	W	63-42
D. 29	Memphis State (25)+	L	76-73
D. 30	Grambling (25)	W	79-56
J. 3	Central Michigan (A)*	W	83-60
J. 6	Bowling Green (H)*	W	71-65
J. 10	Eastern Michigan (A)*	W	85-67
J. 13	Florida International (H)	W	105-50
J. 17	Kent (A)*	L	71-68
J. 20	Toledo (H)*	W	59-54
J. 24	Miami University (H)*	W	71-64
J. 27	Western Michigan (A)*	W	65-38
J. 31	Ohio (H)*	W	77-61
F. 3	Bowling Green (A)*	W	45-44
F. 7	Eastern Michigan (H)*	L	58-57
F. 14	Kent (H)*	W	77-50
F. 17	Toledo (A)*	L	68-47
F. 21	Miami University (A)*	W	79-73
F. 24	Western Michigan (H)*	W	77-54
F. 28	Ohio (A)*	W	77-60
M. 3	Central Michigan (H)*	W	84-57

M. 9	Ohio (26)§	W	77-70
M. 10	Eastern Michigan (26)§	W	69-58
M. 11	Central Michigan (26)§	W	78-56
M. 15	Oregon State (27)%	W	54-53
M. 17	Louisville (27)%	W	62-60
M. 23	Nevada-Las Vegas (28)%	L	69-67

1990-91

Coach: Dick Hunsaker - (21-10, MAC 10-6/t-2nd)

Leading Scorer: Emanuel Cross (15.6)

Leading Reb.: Chandler Thompson,

Marcus Johnson (6.4)

N. 10	Simon Fraser (H)	W	74-57
N. 24	Washington University (H)	W	84-54
N. 28	Xavier (A)	W	100-94
N. 30	Campbell (H)^	W	85-55
D. 1	Northeast Louisiana (H)^	W	75-60
D. 4	Indiana State (H)	W	76-65
D. 8	Mississippi State (A)	L	86-72
D. 12	Valparaiso (H)	W	94-58
D. 20	Wisconsin-River Falls (H)	W	93-69
D. 22	Butler (A)	L	84-77
D. 29	Chicago State (H)	W	104-70
J. 2	Eastern Michigan (H)*	L	68-59
J. 5	Toledo (A)*+	L	75-61
J. 9	Kent (H)*	W	61-57
J. 12	Slippery Rock (H)	W	105-68
J. 16	Miami University (A)*	L	80-51
J. 19	Western Michigan (H)*+	W	80-76
J. 23	Ohio (A)*	W	78-50
J. 26	Central Michigan (H)*	W	59-56
J. 30	Bowling Green (A)*	L	78-62
F. 2	Toledo (H)*	W	84-66
F. 6	Kent (A)*	W	55-53
F. 13	Miami University (H)*	W	71-68
F. 16	Western Michigan (A)*	W	67-64
F. 20	Ohio (H)*	L	63-60
F. 23	Central Michigan (A)*	W	70-58
F. 27	Bowling Green (H)*	W	63-55
M. 2	Eastern Michigan (A)*	L	69-59
M. 8	Central Michigan (26)§	W	77-69
M. 9	Toledo (26)§	L	62-61
M. 13	Cincinnati (A)&	L	82-55

1991-92

Coach: Dick Hunsaker - (24-9, MAC 11-5/t-2nd)

Leading Scorer: Keith Stalling (13.2)

Leading Reb.: Bill Gillis (7.6)

N. 9	Simon Fraser (H)	W	82-51
N. 21	Purdue (A)!	L	56-48
D. 3	Mississippi State (H)	W	81-52
D. 6	Tennessee-Martin (H)^	W	88-41
D. 7	Western Carolina (H)^	W	86-59
D. 14	BYU-Hawaii (H)	W	73-68
D. 17	Indiana State (A)	W	61-59
D. 21	Valparaiso (H)	W	67-46
D. 23	Butler (H)	L	78-72
D. 28	Cal State Sacramento (A)	W	83-60
J. 4	Grand Valley State (H)	W	87-53
J. 8	Kent (A)*	L	73-54
J. 13	Cal State Sacramento (H)	W	87-66
J. 15	Miami University (H)*	W	70-64
J. 18	Western Michigan (A)*	L	69-59
J. 22	Ohio (H)*	W	76-60
J. 25	Central Michigan (A)*	W	73-66
J. 29	Bowling Green (H)*+++	W	91-88
F. 1	Eastern Michigan (A)*	W	73-54
F. 5	Toledo (H)*	W	57-34

ALL-TIME RESULTS

F. 8	Chicago State (A)	W	68-55
F. 12	Miami University (A)*	W	44-43
F. 15	Western Michigan (H)*	W	60-46
F. 19	Ohio (A)**	L	73-70
F. 22	Central Michigan (H)*	W	75-55
F. 26	Bowling Green (A)*	L	65-54
F. 29	Eastern Michigan (H)*	W	61-54
M. 4	Toledo (A)*	W	63-58
M. 7	Kent (H)*	L	57-54
M. 12	Central Michigan (26)\$	W	79-65
M. 13	Western Michigan (26)\$	W	65-61
M. 14	Miami University (26)\$	L	58-57
M. 19	Utah (A)&	L	72-57

1992-93

Coach: Dick Hunsaker - (26-8, MAC 14-4/t-1st)

Leading Scorer: Jeermal Sylvester (14.1)

Leading Reb.: Steve Payne (9.9)

N. 21	Simon Fraser (H)	W	72-57
D. 1	Lindenwood (H)	W	81-57
D. 4	Md.-Eastern Shore (H)^	W	67-47
D. 5	St. Peter's (H)^	W	63-50
D. 7	Xavier (H)+	L	81-78
D. 9	Indiana State (H)	W	66-64
D. 12	Valparaiso (A)**	L	78-75
D. 14	Chicago State (H)	W	75-69
D. 23	Butler (A)	L	63-49
D. 28	Marist (29)	W	78-64
D. 29	Liberty (29)	W	90-80
D. 30	San Francisco (29)	W	81-72
J. 6	Miami University (A)*	L	65-50
J. 9	Western Michigan (H)*	W	70-65
J. 13	Ohio (A)*	W	78-64
J. 16	Central Michigan (H)*	W	73-48
J. 20	Bowling Green (A)*	W	61-59
J. 23	Eastern Michigan (H)*	W	66-62
J. 27	Toledo (A)**	L	81-78
J. 30	Kent (H)*	W	59-51
F. 3	Akron (H)*	W	60-50
F. 6	Western Michigan (30)*	L	65-55
F. 10	Ohio (H)*	W	72-52
F. 13	Central Michigan (A)*	W	84-81
F. 17	Bowling Green (H)*	W	66-50
F. 20	Eastern Michigan (A)*	W	77-57
F. 24	Toledo (H)*	W	78-64
F. 27	Kent (A)*	W	77-63
M. 3	Akron (A)*	L	83-70
M. 6	Miami University (H)*	W	72-63
M. 11	Kent (31)\$	W	77-57
M. 12	Toledo (31)\$	W	72-64
M. 13	Western Michigan (31)\$	W	79-64
M. 18	Kansas (32)%	L	94-72

1993-94

Coach: Ray McCallum - (16-12, MAC 11-7/4th)

Leading Scorer: Steve Payne (20.5)

Leading Reb.: Steve Payne (11.0)

N. 27	Manchester (H)	W	84-73
N. 30	Butler (H)	W	93-84
D. 3	Western Illinois (H)^	W	85-67
D. 4	South Carolina State (H)^	L	70-64
D. 7	Auburn (A)	L	92-87
D. 11	Western Kentucky (A)	L	84-72
D. 22	Indiana State (A)+	L	83-81
D. 29	Alaska-Anchorage (H)	W	78-77
J. 5	Ohio (H)*	L	84-66
J. 8	Central Michigan (A)*	W	69-65

J. 12	Bowling Green (H)*	L	70-69
J. 15	Eastern Michigan (A)*	W	69-65
J. 19	Toledo (H)**	L	72-60
J. 22	Kent (A)*	W	68-63
J. 26	Akron (A)*	W	61-57
J. 29	Miami University (H)*	L	77-59
F. 2	Western Michigan (A)*	W	75-68
F. 5	Central Michigan (H)*	W	84-50
F. 9	Bowling Green (A)**	L	92-91
F. 13	Eastern Michigan (H)*	W	78-61
F. 16	Toledo (A)*	W	71-68
F. 19	Kent (H)*	W	77-57
F. 23	Akron (H)*	W	74-58
F. 26	Miami University (A)*	L	77-64
M. 2	Western Michigan (H)*	W	76-67
M. 5	Ohio (A)*	L	91-79
M. 8	Toledo (H)\$	W	80-73
M. 11	Ohio (31)\$	L	79-70

1994-95

Coach: Ray McCallum - (19-11, MAC 11-7/4th)

Leading Scorer: Steve Payne (17.3)

Leading Reb.: Steve Payne (9.4)

N. 28	Lynn (H)	W	111-79
D. 2	Tri-State (H) ^	W	98-56
D. 3	Auburn (H) ^	W	82-74
D. 6	Western Kentucky (H)	L	84-77
D. 10	Butler (A)	W	85-77
D. 22	Indiana State (H)	W	88-80
D. 29	Michigan State (A)	L	117-95
D. 30	Coppin State (33)	L	76-75
J. 4	Ohio (A)*	L	65-59
J. 7	Toledo (H)*	W	62-51
J. 11	Akron (A)*	L	74-71
J. 14	Western Michigan (H)*	W	86-70
J. 18	Central Michigan (A)*	W	85-68
J. 21	Eastern Michigan (H)*	W	67-63
J. 25	Bowling Green (A)*	L	88-73
J. 28	Miami University (A)*	L	77-62
F. 1	Kent (H)*	W	81-58
F. 4	Toledo (A)*	L	82-62
F. 8	Akron (H)*	W	72-68
F. 11	Western Michigan (A)*	W	77-72
F. 15	Central Michigan (H)*	W	84-54
F. 18	Eastern Michigan (A)*	L	75-72
F. 22	Bowling Green (H)*	W	97-71
F. 25	Miami University (H)**	W	61-57
M. 1	Kent (A)*	L	92-75
M. 4	Ohio (H)*	W	96-85
M. 7	Bowling Green (H)\$	W	72-58
M. 10	Miami University (17)\$	W	66-61
M. 11	Eastern Michigan (17)\$	W	77-70
M. 16	Arizona State (34)%	L	81-66

1995-96

Coach: Ray McCallum - (16-12, MAC 11-7/t-4th)

Leading Scorer: Bonzi Wells (25.4)

Leading Reb.: Bonzi Wells (8.8)

N. 29	Michigan (H)	L	80-52
D. 2	Butler (H)	L	67-57
D. 5	Alcorn State (H)	W	104-60
D. 8	San Jose State (35)	W	80-64
D. 9	Illinois (A)	L	97-53
D. 16	Nevada-Las Vegas (A)	W	60-51
D. 27	Coppin State (H)	W	78-55
D. 30	Indiana State (A)	L	78-66
J. 3	Ohio (H)*	W	57-54

J. 6	Toledo (A)*	L	92-69
J. 10	Akron (H)*	W	83-61
J. 13	Western Michigan (A)*	L	75-71
J. 17	Central Michigan (H)*	W	82-69
J. 20	Eastern Michigan (A)**	L	109-102
J. 24	Bowling Green (H)*	W	54-50
J. 27	Miami University (H)*	W	82-70
J. 31	Kent (A)*	L	95-85
F. 3	Toledo (H)*	W	88-68
F. 7	Akron (A)*	W	89-64
F. 10	Western Michigan (H)*	W	78-67
F. 14	Central Michigan (A)*	W	82-75
F. 17	Eastern Michigan (H)*	L	91-75
F. 21	Bowling Green (A)*	W	73-60
F. 24	Miami University (A)*	L	76-57
F. 28	Kent (H)*	W	66-52
M. 2	Ohio (A)*	L	87-67
M. 5	Ohio (A)\$	W	86-80
M. 8	Eastern Michigan (36)\$	L	87-71

1996-97

Coach: Ray McCallum - (16-13, MAC 9-9/t-5th)

Leading Scorer: Bonzi Wells (22.0)

Leading Reb.: Bonzi Wells (7.9)

N. 23	Grand Valley State (H)	W	72-68
N. 26	Michigan (A)	L	87-63
N. 29	Coastal Carolina (H)^	W	93-58
N. 30	Troy State (H)^	W	96-81
D. 5	Western Michigan (H)*	W	64-52
D. 7	Butler (A)	W	71-67
D. 14	UAB (37)	W	82-70
D. 15	Hawaii (A)	L	83-75
D. 21	Northeast Louisiana (H)	W	81-64
D. 26	Wisconsin (A)	L	74-59
D. 30	Indiana State (H)	W	93-77
J. 6	Toledo (A)*	L	70-60
J. 9	Ohio (H)*	W	86-76
J. 11	Bowling Green (A)*	L	72-66
J. 15	Central Michigan (A)*	L	81-61
J. 18	Akron (A)*	L	83-68
J. 22	Kent (H)*	W	78-75
J. 25	Eastern Michigan (A)*	L	85-75
J. 27	Miami University (H)*	W	74-64
F. 1	Ohio (A)*	L	79-58
F. 5	Bowling Green (H)* +	W	79-75
F. 8	Western Michigan (A)*	L	76-66
F. 12	Central Michigan (H)*	W	88-69
F. 15	Akron (H)*	W	64-57
F. 19	Kent (A)*	L	73-58
F. 22	Eastern Michigan (H)*	W	107-89
F. 26	Miami University (A)*	L	83-72
M. 1	Toledo (H)**	W	73-71
M. 4	Eastern Michigan (A)\$	L	85-75

1997-98

Coach: Ray McCallum

(21-8, MAC 14-4/t-1st West)

Leading Scorer: Bonzi Wells (22.8)

Leading Reb.: Bonzi Wells (6.3)

N. 15	Montana Tech (H)	W	83-50
N. 22	Butler (H)	W	58-46
N. 25	Wright State (A)	W	69-62
N. 29	Indiana State (A)	L	66-57
D. 5	Quinnipiac (H)^	W	99-46
D. 6	Mississippi (H)^	W	70-66
D. 10	Western Michigan (A)*	W	81-76
D. 13	Wisconsin (H)	W	68-56

ALL-TIME RESULTS

D. 22	NE Louisiana (A)+	L	102-93
D. 29	Central Michigan (H)*	W	99-58
J. 3	Akron (H)*	W	70-67
J. 5	Kent (H)*	W	81-60
J. 8	Ohio (A)*	W	75-69
J. 10	Marshall (A)*	W	86-78
J. 14	Eastern Michigan (A)*	L	73-63
J. 17	Toledo (H)*	W	71-63
J. 24	Northern Illinois (A)*	W	70-60
J. 29	Marshall (H)*	W	90-82
J. 31	Ohio (H)*	W	106-57
F. 5	Miami University (A)*	L	73-67
F. 7	Bowling Green (A)*	W	105-79
F. 11	Eastern Michigan (H)*	L	89-77
F. 14	Toledo (A)*	W	66-64
F. 21	Northern Illinois (H)*	W	67-60
F. 23	Central Michigan (A)*	L	73-71
F. 25	Western Michigan (H)*	W	80-71
F. 28	Marshall (H)\$	W	93-76
M. 3	Eastern Michigan (36)+	L	93-92
M. 11	Memphis (A)&	L	90-67

1998-99

Coach: Ray McCallum

(16-11, MAC 10-8/2nd West)

Leading Scorer: Duane Clemens (16.3)

Leading Reb.: Josh Murray (5.3)

N. 16	Michigan (A)	W	75-64
N. 22	Kent (H)*	L	73-60
N. 28	Indiana State (H)	W	70-63
D. 4	St. Joseph's (Ind.) (H)^	W	90-57
D. 5	Jacksonville (H)^	W	65-47
D. 8	Wright State (H)	W	84-70
D. 12	Butler (A)	L	61-48
D. 22	Ohio (A)*	L	76-64
D. 27	Bucknell (15)	W	63-59
D. 28	Indiana (15)	L	72-62
J. 3	Northern Illinois (H)* ++	W	74-71
J. 7	Central Michigan (A)*	L	70-68
J. 9	Eastern Michigan (A)*	W	59-42
J. 13	Western Michigan (H)*	W	68-66
J. 16	Toledo (H)*	W	74-69
J. 21	Buffalo (A)*	W	64-58
J. 23	Kent (A)*	W	58-56
J. 27	Akron (H)*	L	93-83
J. 30	Bowling Green (H)*	W	61-60
F. 3	Marshall (A)*	L	73-66
F. 6	Northern Illinois (A)* +	W	59-56
F. 10	Miami University (H)*	L	61-56
F. 13	Central Michigan (H)*	W	69-63
F. 17	Western Michigan (A)*	L	78-69
F. 20	Akron (A)*	L	74-68
F. 24	Buffalo (H)*	W	78-59
F. 27	Miami University (A)\$	L	69-43

1999-2000

Coach: Ray McCallum

(22-9, MAC 11-7 t-1st West)

Leading Scorer: Duane Clemens (18.7)

Leading Reb.: Theron Smith (7.6)

N. 20	Wisconsin (A)	L	60-50
N. 24	Southern Illinois (H)	W	79-74
N. 27	Indiana State (A)	W	64-55
D. 3	Cornell (H)^	W	73-65
D. 4	Wis.-Milwaukee (H)^	W	71-58
D. 11	Butler (H)	W	80-70
D. 18	Purdue (38)	W	72-52
D. 21	Chaminade (H)	W	101-79

D. 27	San Diego State (A)	W	82-65
J. 2	Northern Illinois (A)*	W	75-67
J. 5	Toledo (H)**	W	88-85
J. 8	E. Michigan (H)*+++	L	98-93
J. 12	Miami Univ. (A)*+++	L	86-84
J. 15	Northern Illinois (H)*	L	76-64
J. 19	Kent (A)*	L	77-55
J. 22	Central Michigan (H)*	W	88-69
J. 24	Marshall (A)*	L	85-73
J. 26	Ohio (A)*	L	64-53
J. 29	Buffalo (H)*	W	82-68
F. 2	Bowling Green (H)*	W	71-61
F. 5	Eastern Michigan (A)*	W	78-58
F. 9	Western Michigan (H)*	W	80-60
F. 14	Akron (H)*	W	89-68
F. 16	Toledo (A)*	L	66-61
F. 19	Miami University (H)*+	W	60-57
F. 24	Central Michigan (A)*	W	91-80
F. 26	Western Michigan (A)*	W	91-82
M. 5	Toledo (39)\$+	W	64-63
M. 6	Ohio (39)\$	W	70-67
M. 8	Miami University (39)\$	W	61-58
M. 16	UCLA (40)%	L	65-57

2000-2001

Coach: Tim Buckley - (18-12, MAC 11-7 3rd West)

Leading Scorer: Theron Smith (16.3)

Leading Reb.: Theron Smith (8.1)

N. 22	IUPUI (H)	W	73-65
N. 25	Southern Illinois (A)	L	93-80
N. 27	Butler (A)	L	71-48
D. 1	Anderson (H)^	W	80-76
D. 2	Princeton (H)^	L	49-47
D. 8	Texas Tech (41)	W	91-71
D. 9	Indiana (A)+	L	65-50
D. 16	Indiana State (H)+	W	80-74
D. 30	IP-Fort Wayne (H)	W	83-67
J. 3	Ohio (H)*	L	68-58
J. 6	Eastern Michigan (A)*	W	69-66
J. 13	Western Michigan (H)*	L	76-70
J. 15	Northern Illinois (H)*	W	85-59
J. 17	Toledo (A)*	W	52-51
J. 20	Bowling Green (A)*	W	62-59
J. 24	Marshall (H)*	L	77-72
J. 27	Miami University (A)*	L	57-56
J. 30	Kent State (H)*	W	76-71
F. 3	Eastern Michigan (H)*	W	75-69
F. 7	Central Michigan (A)*	L	59-54
F. 11	Miami University (H)*	L	66-53
F. 14	Buffalo (A)*	W	59-56
F. 17	Northern Illinois (A)*	W	83-70
F. 21	Central Michigan (H)*	W	98-69
F. 24	Western Michigan (A)*	W	65-52
F. 28	Akron (A)*	W	81-62
M. 3	Toledo (H)*	L	70-64
M. 5	Northern Illinois (H)\$	W	89-57
M. 8	Marshall (39)\$	W	84-81
M. 9	Kent State (39)\$	L	67-55

2001-2002

Coach: Tim Buckley - (23-12, MAC 12-6 1st West)

Leading Scorer: Theron Smith (19.6)

Leading Reb.: Theron Smith (10.9)

N. 19	Kansas (42)	W	93-91
N. 20	UCLA (42)	W	91-73
N. 21	Duke (42)	L	83-71
N. 30	Elon (H)^	W	106-65
D. 1	Austin Peay (H)^	W	81-60

D. 6	IPFW (H)	W	113-89
D. 8	Indiana (A)	L	74-61
D. 15	IUPUI (A)	W	103-81
D. 19	Butler (H)	L	75-66
D. 22	Indiana State (A)	W	68-54
D. 29	Oklahoma State (43)	L	82-70
J. 2	Kent State (A)*	L	81-54
J. 5	Eastern Michigan (A)*	W	63-45
J. 9	Central Michigan (H)*	W	89-77
J. 12	Toledo (A)*	W	68-59
J. 16	Bowling Green (H)*	W	92-79
J. 19	Akron (H)*	W	78-66
J. 23	Western Michigan (H)*	W	74-61
J. 26	Miami University (A)*	L	80-77
J. 29	Marshall (A)**	L	98-95
F. 2	Eastern Michigan (H)*	W	90-56
F. 5	Northern Illinois (A)*	W	86-81
F. 9	Ohio (A)*	L	85-71
F. 13	Buffalo (H)*	W	87-63
F. 16	Toledo (H)*	W	81-63
F. 20	Western Michigan (A)*	L	80-65
F. 23	Miami University (H)*	W	74-58
F. 27	Northern Illinois (H)*	L	69-68
M. 2	Central Michigan (A)*	W	81-77
M. 7	Miami University (39)\$	W	62-50
M. 8	Bowling Green (39)\$	L	69-57
M. 12	South Florida (H)&	W	98-92
M. 15	St. Joseph's (A)&	W	76-54
M. 19	Louisiana State (A)&	W	75-65
M. 21	South Carolina (A)&	L	82-47

2002-2003

Coach: Tim Buckley - (13-17, MAC 8-10 4th West)

Leading Scorer: Chris Williams (24.5)

Leading Reb.: Cameron Echols (8.9)

N. 22	Jacksonville State (44)	W	72-64
N. 23	Weber State (44)	L	72-67
N. 24	Nebraska (44)	W	73-75
N. 30	Butler (A)	L	71-45
D. 3	IUPUI (H)	W	85-69
D. 7	Wright State (H)	W	66-59
D. 14	Indiana State (H)	W	76-68
D. 17	Dayton (A)	L	80-65
D. 20	Xavier (A)	L	87-58
D. 31	Indiana (H)	L	76-62
J. 4	Akron (A)* +	L	105-104
J. 7	Bowling Green (A)*	L	61-57
J. 11	Northern Illinois (H)*	L	66-64
J. 15	Western Michigan (H)*	L	71-52
J. 18	Toledo (H)*	W	77-72
J. 21	Eastern Michigan (A)*	W	91-90
J. 25	Miami (A)*	L	58-56
J. 28	Marshall (H)*	W	96-75
F. 1	Northern Illinois (A)*	L	78-60
F. 6	Ohio (H)*	W	82-68
F. 9	Miami (H)*	W	78-70
F. 12	Kent State (H)*	W	83-75
F. 15	Buffalo (A)*	W	80-68
F. 19	Central Michigan (A)*	L	94-92
F. 22	Western Kentucky (45)	L	86-74
F. 26	Bowling Green (H)*	W	94-73
M. 1	Western Michigan (A)*	L	86-74
M. 5	Toledo (A)*	L	100-64
M. 8	Central Michigan (H)	W	86-66
M. 10	Bowling Green (\$)	L	90-81

ALL-TIME RESULTS

2003-2004

Coach: Tim Buckley - (14-15, MAC 10-8 3rd West)

Leading Scorer: Dennis Trammell (13.2)

Leading Reb.: Cameron Echols (6.0)

N. 25	Xavier (H)	W	75-63
D. 3	Butler (H)	W	63-61
D. 6	Wright State (A)	L	64-50
D. 10	Anderson (H)	W	83-48
D. 13	Indiana State (A)	L	66-65
D. 20	IUPUI (A)	L	78-60
D. 23	Western Kentucky (H)	L	78-69
D. 28	Connecticut	L	101-62
J. 3	Kent State (A)*	L	70-67
J. 7	Bowling Green (H)*	W	76-63
J. 10	Toledo (H)*	W	95-71
J. 14	Central Michigan (H)*	W	90-75
J. 17	Miami (A)*	W	56-50
J. 20	Northern Illinois (H)*	W	71-65
J. 24	Western Michigan (A)*	L	70-66
J. 28	Toledo (A)*	L	66-63
F. 1	Buffalo (H)*	L	84-75
F. 4	Akron (H)* +	W	77-71
F. 7	Ohio (A)* +	L	88-84
F. 11	Western Michigan (H)*	L	72-61
F. 14	Northern Illinois (A)*	W	67-62
F. 16	Miami University (H)*	L	62-55
F. 21	Detroit (46)	L	70-49
F. 24	Marshall (A)*	W	79-78
F. 28	Bowling Green (A)*	W	81-71
M. 3	Eastern Michigan (H)*	W	75-47
M. 6	Central Michigan (A)*+	L	94-89
M. 8	Akron (H) \$	W	76-72
M. 11	Miami University (39) \$	L	72-67

2004-2005

Coach: Tim Buckley - (15-13, MAC 10-8 t-2nd West)

Leading Scorer: Peyton Stovall (16.7)

Leading Reb.: Terrance Chapman (9.4)

N. 23	vs. Kentucky (47)	L	73-57
N. 27	Detroit (A)	W	59-44
D. 1	Wright State (H)	W	61-54
D. 4	Miami University (A)* +	L	83-75
D. 8	Anderson (H)	W	106-53
D. 11	IUPUI (H)	W	80-73
D. 18	INDIANA STATE (H)	W	65-59
D. 22	Butler (A)	L	74-68
D. 28	Indiana (48)	L	71-59
J. 2	Kent State (H)*	W	76-67
J. 5	Ohio (H)*	W	81-80
J. 12	Toledo (A)*	L	77-67
J. 18	Bowling Green (H)*	W	86-62
J. 22	Western Michigan (A)*	W	66-65
J. 25	Akron (A)*	L	79-64
J. 29	Northern Illinois (H)*	W	67-59
J. 31	Eastern Michigan (H)*	W	96-86
F. 3	Central Michigan (A)*	W	69-56
F. 6	Marshall (H)*	L	90-81
F. 9	Miami (H)*	L	54-52
F. 12	Buffalo (A)*	L	67-58
F. 16	Bowling Green (A)*	L	70-69
F. 19	Drexel (46)	L	74-70
F. 24	Toledo (H)*	W	63-59
F. 27	Northern Illinois (A)*	L	70-67
M. 2	Eastern Michigan (A)*	W	71-56
M. 5	Western Michigan (H)*	W	88-81
M. 7	Bowling Green (A) \$	L	75-73

2005-2006

Coach: Tim Buckley - (10-18, MAC 6-12 4th West)

Leading Scorer: Skip Mills (18.6)

Leading Reb.: Skip Mills (5.4)

N. 19	Oakland City (H)	W	78-72
N. 26	Wright State (A)	W	71-50
D. 3	Butler (H)	L	64-53
D. 7	IUPUI (A)	W	53-50
D. 10	Indiana State (A)	L	57-56
D. 17	Anderson (H)	W	75-47
D. 20	Drexel (A)	L	56-51
D. 31	Indiana (H)	L	80-56
J. 4	Akron (H)*	L	66-62
J. 8	Ohio (A)*	L	71-60
J. 11	Kent State (A)*	L	84-71
J. 14	Miami (H)*	L	59-55
J. 18	Buffalo (A)*	L	75-64
J. 21	Bowling Green (H)*	W	62-61
J. 24	Central Michigan (H)*	W	68-41
J. 26	Western Michigan (A)*	L	68-59
J. 29	Toledo (H)*	W	69-56
F. 1	Northern Illinois (A)*	L	73-67
F. 4	Eastern Michigan (H)*	L	56-43
F. 7	Buffalo (H)*	W	67-60
F. 12	Miami (A)* ++	L	67-63
F. 15	Central Michigan (A)*	W	63-60
F. 18	Tennessee State (46)	L	70-69
F. 22	Western Michigan (H)*	L	62-56
F. 26	Toledo (A)*	L	81-54
M. 1	Northern Illinois (H)*	L	89-77
M. 4	Eastern Michigan (A)* +	W	75-73
M. 6	Buffalo (A) \$	L	80-72

2006-2007

Coach: Ronny Thompson

(9-22, MAC 5-11 5th West)

Leading Scorer: Skip Mills (13.7)

Leading Reb.: Anthony Newell (8.0)

N. 11	Northern Colorado (H)	W	81-42
N. 19	Prairie View A&M (H) (49)	W	65-48
N. 21	UT-Chattanooga (H) (49)	L	70-55
N. 24	Kansas (49)	L	64-46
N. 25	Western Kentucky (49)	L	76-66
N. 27	Georgetown (A)	L	69-54
D. 2	Indiana State (H) +	W	73-70
D. 6	Butler (A)	L	65-41
D. 9	Oklahoma State (50)	L	75-56
D. 16	Valparaiso (H)	W	61-40
D. 19	Temple (H)	L	75-70
D. 22	Tennessee State (A)	L	67-60
D. 30	Indiana (A)	L	71-57
J. 6	Toledo (H) *	L	62-60
J. 9	Western Michigan (A) *	L	74-61
J. 13	Eastern Michigan (H) *	L	56-52
J. 16	Northern Illinois (H) *	W	71-60
J. 19	Central Michigan (A) *	W	64-57
J. 24	Kent State (H) *	L	60-54
J. 28	Ohio (H) *	W	69-57
J. 31	Bowling Green (A) *	L	67-57
F. 3	Akron (A) *	L	70-52
F. 7	Buffalo (H) *	W	79-73
F. 10	Miami (A) *	L	66-44
F. 13	Northern Illinois (A) *	W	57-55
F. 17	Illinois State (51)	L	70-57
F. 22	Central Michigan (H) *	L	61-59
F. 25	Eastern Michigan (A) *	L	61-51
M. 1	Toledo (A) *	L	71-61

M. 4	Western Michigan (H) *	L	71-61
M. 7	Eastern Michigan (52) \$	L	51-48

2007-08

Coach: Billy Taylor - (6-24, MAC 5-11 5th West)

Leading Scorer: Anthony Newell (16.7)

Leading Reb.: Anthony Newell (8.0)

N. 11	Butler (H)	L	61-45
N. 14	Wisc.-Milwaukee (H) +	L	81-74
N. 21	#5 Georgetown (H)	L	57-48
N. 24	Evansville (H)	L	51-50
N. 27	St. Joseph's (A)	L	74-63
D. 1	Valparaiso (A)	L	71-58
D. 5	Purdue (A)	L	70-57
D. 8	Indiana State (A)	L	59-48
D. 16	Arkansas State (A)	L	57-47
D. 19	UC-Santa Barbara (H)	L	79-52
D. 22	Illinois State (H)	L	65-49
D. 31	IPFW (H)	W	69-62
J. 6	Toledo (A) *	L	58-54
J. 13	Central Michigan (H) *	W	82-71
J. 16	Western Michigan (H) *	L	71-45
J. 19	Eastern Michigan (H) *	W	64-60
J. 22	Northern Illinois (A) *	L	60-58
J. 26	Ohio (A) *	L	61-59
J. 30	Bowling Green (H) *	L	63-53
F. 2	Miami (H) *	L	66-54
F. 6	Kent State (A) *+	L	64-61
F. 9	Akron (H) *	L	70-61
F. 13	Buffalo (A) *	W	76-67
F. 17	Toledo (H) *	W	59-52
F. 20	Central Michigan (A) *	L	63-58
F. 23	E. Kentucky (A) (53)	L	51-48
M. 1	Eastern Michigan (A) *	L	75-64
M. 4	Northern Illinois (H) *	W	69-63
M. 9	Western Michigan (A) *	L	57-53
M. 12	Eastern Michigan (52) \$	L	59-55

2008-09

Coach: Billy Taylor - (14-17, MAC 7-9 t-1st West)

Leading Scorer: Jarrod Jones (11.2)

Leading Reb.: Jarrod Jones (7.3)

N. 15	Eastern Illinois (H)	W	72-59
N. 19	Butler (A)	L	64-55
N. 22	SIU-Edwardsville (H)	W	67-55
N. 25	Wisc.-Milwaukee (A)	W	82-69
N. 29	Arkansas State (H)	L	54-53
D. 1	IPFW (A)	W	54-52
D. 6	Evansville (A)	L	73-63
D. 9	#14/17 Purdue (H)	L	68-39
D. 13	Eastern Kentucky (H)	L	71-58
D. 21	Presbyterian (H)	W	60-57
D. 29	UC-Santa Barbara (A)	L	71-51
J. 3	St. Joseph's (H)	L	63-55
J. 10	Eastern Michigan (A) *	W	46-42
J. 13	Northern Illinois (H) *	W	60-54
J. 17	Central Michigan (A) *	L	71-65
J. 20	Western Michigan (H) *	W	50-44
J. 25	Toledo (H) *	W	66-53
J. 28	Bowling Green (A) *	L	62-58
J. 31	Ohio (H) *	W	51-44
F. 4	Miami (A) *	L	59-41
F. 7	Kent State (H) *	L	63-56
F. 11	Akron (A) *	L	63-55
F. 15	Buffalo (H) *	W	53-51
F. 18	Toledo (A) *	L	71-67
F. 21	Tennessee Tech (H) (46)	W	59-55

ALL-TIME RESULTS

F. 25	Central Michigan (H) *	W	53-44
F. 28	Northern Illinois (A) *	L	56-55
M. 4	Western Michigan (A) * +	L	84-82
M. 8	Eastern Michigan (H) * +	L	55-53
M. 12	Central Michigan (N) \$ +	W	64-61
M. 13	Buffalo (N) \$	L	64-52

2009-10**Coach: Billy Taylor - (15-15, MAC 8-8 t-2nd West)****Leading Scorer: Jarrod Jones (12.2)****Leading Reb.: Jarrod Jones (7.4)**

N. 13	Valparaiso (H)	W	88-78
N. 21	SIU Edwardsville (H)	W	57-47
N. 24	Temple (A)	L	66-46
N. 28	UC Davis (H)	L	60-58
D. 2	#20 Butler (H)	L	59-38
D. 9	Indiana State (A)	W	68-63
D. 12	Tennessee Tech (A) +	L	86-81
D. 19	#4 Purdue (54)	L	69-49
D. 21	N.C. Central (H)	W	59-45
D. 28	Md. Eastern Shore (H)	W	56-47
D. 31	Manchester (H)	W	69-55
J. 5	Dayton (A)	L	59-35
J. 9	Northern Illinois (H) *	L	62-48
J. 13	Central Michigan (A) *	L	53-38
J. 17	Toledo (H) *	W	71-43
J. 20	Western Michigan (H) *	W	75-68
J. 23	Eastern Michigan (A) *	L	57-53
J. 26	Miami (H) * ++	W	65-59
J. 28	Buffalo (A) *	w	75-69
J. 31	Ohio (A) * +	W	67-66
F. 4	Bowling Green (H) *	W	64-59
F. 6	Akron (H) * +	L	75-70
F. 10	Kent State (A) *	L	76-42
F. 13	Northern Illinois (A) *	W	71-66
F. 17	Central Michigan (H) *	W	69-63
F. 20	Tenn.-Martin (H) (46)	W	68-52
F. 24	Eastern Michigan (H) *	L	72-67
F. 27	Toledo (A) *	L	45-42
M. 4	Western Mich. (A) *	L	67-52
M. 7	Ohio (H) (55) +	L	85-77

2010-11**Coach: Billy Taylor - (19-13, MAC 10-6 2nd West)****Leading Scorer: Jarrod Jones (14.7)****Leading Reb.: Jarrod Jones (8.4)**

N. 14	Eastern Illinois (H)	W	77-46
N. 17	Indiana State (H)	W	75-60
N. 20	#16 Butler (A)	L	88-55
N. 24	St. John's (N) (56) +	L	78-73
N. 26	Southern Utah (N) (56)	W	73-54
N. 27	AK-Anchorage (A) (56)	L	62-44
D. 8	Eastern Illinois (A)	W	58-51
D. 11	DePaul (A) +	W	79-77
D. 21	Mouth St. Joseph (H)	W	95-43
D. 28	Valparaiso (A)	L	69-52
D. 31	North Carolina A&T (H)	W	80-68
J. 3	SIU Edardsville (H)	W	76-46
J. 8	Northern Illinois (A) *	W	75-70
J. 12	Western Michigan (H) *	W	72-63
J. 15	Central Michigan (H) *	W	64-55
J. 19	Eastern Michigan (A) *	W	60-51
J. 22	Toledo (A) *	W	70-60
J. 24	Morehead State (H)	L	48-50
J. 27	Kent State (H) *	L	53-66
J. 29	Ohio (H) *	L	60-61
F. 1	Miami (A) *	L	89-75
F. 5	Buffalo (H) *	W	72-71

F. 9	Bowling Green (A) *	L	65-64
F. 12	Akron (A) *	L	75-60
F. 15	Toledo (H) *	W	83-62
F. 19	Wofford (A) (57)	L	66-61
F. 23	Eastern Michigan (H) *	W	64-49
F. 26	Central Michigan (A) *	W	65-58
M. 2	Western Michigan (A) *	L	87-70
M. 5	Northern Illinois (H) *	W	67-57
M. 10	Ohio (N) (52) +	W	76-73
M. 11	Kent State (N) (52)	L	79-68

2011-12**Coach: Billy Taylor - (15-15, MAC 6-10 t-3rd West)****Leading Scorer: Jarrod Jones (14.7)****Leading Reb.: Jarrod Jones (8.7)**

N. 13	#16 Arizona (A)	L	73-63
N. 18	Indiana State (A)	L	57-50
N. 23	IUPUI (H)	W	69-62
N. 27	Calumet College (H)	W	74-39
N. 29	Texas Southern (H)	W	64-53
D. 3	UT Martin (A)	W	71-48
D. 6	SIU Edwardsville (A)	W	76-55
D. 10	Butler (H)	W	58-55
D. 19	IUPUI (A)	L	66-57
D. 23	Morehead State (A)	L	62-54
D. 31	Chicago State (H)	W	86-58
J. 4	Florida A&M (H)	W	70-55
J. 7	Western Michigan (H) *	W	78-69
J. 10	Toledo (A) *	W	70-68
J. 14	Eastern Michigan (H) *	L	51-48
J. 18	Central Michigan (A) *	W	73-52
J. 21	Northern Illinois (A) *	W	75-65
J. 24	Akron (H) *	L	70-58
J. 28	Ohio (A) *	L	59-55
F. 1	Buffalo (A) *	L	73-57
F. 4	Miami (H) *	L	59-53
F. 8	Bowling Green (H) *	L	61-54
F. 11	Kent State (A) *	L	76-55
F. 15	Toledo (H) *	L	63-55
F. 18	Southern Illinois (H) (46)	W	71-62
F. 22	Western Michigan (A) *	L	78-61
F. 25	Eastern Michigan (A) *	L	61-50
F. 29	Central Michigan (H) *	W	71-52
M. 3	Northern Illinois (H) *	W	62-51
M. 5	Western Mich. (A) (58)	L	69-63

2012-13**Coach: Billy Taylor - (15-15, MAC 8-8 3rd West)****Leading Scorer: Jauwan Scaife (16.6)****Leading Reb.: Majok Majok (9.8)**

N. 11	Grambling State (H)	W	78-51
N. 16	Wofford (H)	W	66-61
N. 20	Indiana State (H)	L	68-48
N. 25	#1 Indiana (A)	L	101-53
N. 28	Cleveland State (H)	L	69-63
D. 1	Butler (A)	L	67-53
D. 5	Holy Cross (Ind.) (H)	W	76-57
D. 8	South Dakota (H)	W	62-51
D. 15	South Dakota (A)	W	80-73
D. 18	Purdue (A)	L	66-56
D. 23	IUPUI (H)	L	77-68
J. 2	Norfolk State (H)	W	62-61
J. 9	Eastern Michigan (A) *	W	60-58
J. 12	Kent State (H) *	L	61-47
J. 16	Akron (A) *	L	71-64
J. 19	Central Michigan (A) *	L	71-57
J. 23	Buffalo (H) *	L	66-63
J. 26	Miami (A) *	W	82-62

J. 30	Toledo (H) *	L	85-78
F. 2	Bowling Green (A) *	L	70-59
F. 6	Ohio (H) *	L	69-42
F. 9	Western Michigan (H) *	W	65-62
F. 13	Northern Illinois (A) *	W	56-52
F. 16	Eastern Michigan (H) *	L	56-50
F. 23	SE Missouri (A) (59)	W	85-82
F. 27	Central Michigan (H) *	W	95-90
M. 2	Toledo (A) *	W	86-72
M. 5	Western Michigan (A) *	W	89-85
M. 9	Northern Illinois (H) *	W	53-51
M. 13	Buffalo (N) (52)	L	76-61

2013-14**Coach: James Whitford****(5-25, MAC 2-16 6th West)****Leading Scorer: Chris Bond (12.2)****Leading Reb.: Majok Majok (10.0)**

N. 9	Indiana State (A)	L	82-73
N. 12	Taylor (H)	W	73-53
N. 18	Southeast Missouri (H)	W	87-83
N. 23	Butler (H)	L	59-58
N. 27	Utah (A)	L	88-69
N. 30	Cleveland State (A)	L	78-55
D. 4	Valparaiso (H)	L	69-50
D. 17	Marquette (A)	L	91-53
D. 21	Southern Illinois (A)	L	66-58
D. 30	James Madison (A)	L	73-68
J. 3	Oakland City (H)	W	94-58
J. 8	Akron (H) *	L	72-68
J. 11	Kent State (A) *	L	86-74
J. 15	Ohio (A) *	L	71-51
J. 18	Miami (H) *	L	64-52
J. 23	Buffalo (H) *	W	71-68
J. 26	Western Michigan (A) *	L	62-53
J. 29	Akron (A) *	L	73-46
F. 1	Northern Illinois (H) * +	L	67-65
F. 5	Buffalo (A) *	L	69-48
F. 8	Toledo (H) *	L	80-73
F. 12	Eastern Michigan (H) *	L	73-62
F. 15	Bowling Green (H) *	L	66-64
F. 19	Central Michigan (A) * + + +	L	101-95
F. 23	Toledo (A) *	L	85-74
F. 26	Western Michigan (H) * +	L	88-81
M. 1	Central Michigan (H) *	W	74-71
M. 4	Eastern Michigan (A) *	L	72-58
M. 8	Northern Illinois (A) *	L	70-56
M. 10	Ohio (A) (60)	L	76-64

2014-15**Coach: James Whitford****(7-23, MAC 2-16 6th West)****Leading Scorer: Sean Sellers (12.0)****Leading Reb.: Matt Kamieniecki (6.9)**

N. 14	#25 Utah (A)	L	90-72
N. 17	IU Kokomo (H)	W	101-62
N. 22	IUPUI (A) +	L	71-69
N. 24	Grambling State (H)	W	88-46
D. 3	Eastern Illinois (A)	L	61-54
D. 6	Indiana State (H)	W	70-63
D. 13	Valparaiso (A)	L	65-62
D. 17	James Madison (H)	L	72-52
D. 20	#17 San Diego State (A)	L	70-57
D. 28	Longwood (H)	W	69-64
J. 3	Bethune-Cookman (H)	W	51-48
J. 7	Eastern Michigan (A) * +	W	60-59
J. 10	Central Michigan (H) *	W	83-65
J. 14	Western Mich. (A) * + +	L	95-93

ALL-TIME RESULTS

J. 17	Bowling Green (A) *	L	58-46
J. 21	Ohio (H) *	L	82-73
J. 24	Kent State (H) *	L	63-52
J. 27	Akron (A) *	L	59-47
J. 31	Miami (A) *	L	79-73
F. 4	Buffalo (H) *	L	82-78
F. 7	Toledo (H) *	L	72-61
F. 10	Northern Illinois (A) *	L	75-63
F. 14	Bowling Green (H) *	L	79-65
F. 18	Kent State (A) *	L	58-53
F. 21	Central Michigan (A) *	L	83-60
F. 24	Western Michigan (H) *	L	53-48
F. 28	Toledo (A) *	L	70-59
M. 3	Eastern Michigan (H) *	L	67-60
M. 6	Northern Illinois (H) * +	L	71-67
M. 9	Bowling Green (A) (61)	L	88-75

2015-16

Coach: James Whitford

(21-14, MAC 10-8 t-1st West)

Leading Scorer: Franko House (12.2)

Leading Reb.: Bo Calhoun (8.5)

N. 13	Bradley (A)	L	54-53
N. 16	Eastern Illinois (H)	W	73-56
N. 20	Eastern Kentucky (A) (62)	L	89-81
N. 21	Longwood (N) (62)	W	78-67
N. 22	South Carolina St. (N) (62)	W	72-60
N. 25	IU Kokomo (H)	W	90-54
N. 28	Valparaiso (H)	W	69-66
D. 1	IUPUI (H)	W	61-58
D. 5	New Orleans (H)	W	66-52
D. 12	Pepperdine (H)	L	72-63
D. 22	Indiana State (A)	L	73-61
D. 29	Alabama A&M (H)	W	63-62
D. 31	Chicago State (H)	W	73-48
J. 6	Toledo (H) *	W	87-69
J. 9	Ohio (A) *	L	79-73
J. 12	Western Michigan (A) *	W	74-64
J. 16	Miami (H) *	W	48-46
J. 19	Kent State (H) *	L	76-68
J. 23	Eastern Michigan (A) * +	W	88-87
J. 26	Buffalo (A) *	L	76-64
J. 30	Akron (H) *	L	73-64
F. 2	Bowling Green (A) *	W	72-64
F. 6	Western Michigan (H) * +	W	75-71
F. 9	Ohio (H) *	L	72-69
F. 13	Central Michigan (A) *	W	75-63
F. 16	Miami (A) *	W	73-56
F. 19	Northern Illinois (H) *	W	63-59
F. 23	Toledo (A) *	L	77-67
F. 27	Eastern Michigan (H) *	W	115-79
M. 1	Central Michigan (H) *	L	65-57
M. 4	Northern Illinois (A) *	L	80-69
M. 7	Miami (H) (55)	L	49-47
M. 15	Tennessee St. (A) (63) ++	W	78-73
M. 20	UT Martin (H) (63) +	W	83-80
M. 23	Columbia (A) (63)	L	69-67

2016-17

Coach: James Whitford

(21-13, MAC 11-7 t-1st West)

Leading Scorer: Tayler Persons (15.5)

Leading Reb.: Trey Moses (8.3)

N. 11	Saint Louis (A)	W	85-64
N. 15	Indiana State (H) +	L	80-74
N. 18	Alabama (A)	L	77-59
N. 21	Coppin State (64)	W	79-77
N. 23	Southern Utah (64)	W	94-83

N. 27	Valparaiso (A)	L	79-73
N. 29	IU Kokomo (H)	W	92-52
D. 3	IUPUI (H)	L	73-62
D. 6	Bradley (H)	W	80-63
D. 10	Eastern Kentucky (H) +	W	91-86
D. 19	Longwood (H)	W	61-45
D. 22	Alabama State (H)	W	73-48
D. 29	North Florida (A)	W	73-68
J. 3	Kent State (A) *	L	100-90
J. 7	Bowling Green (A) *	L	79-74
J. 10	Miami (H) *	W	85-74
J. 14	Buffalo (A) *	W	92-77
J. 17	Central Michigan (H) *	W	98-83
J. 21	Bowling Green (A) *	L	79-74
J. 24	Eastern Michigan (A) *	W	88-80
J. 28	Western Michigan (H) *	W	84-78
J. 31	Toledo (H) *	W	81-80
F. 3	Buffalo (H) *	L	96-69
F. 7	Akron (A) *	L	65-63
F. 10	Ohio (H) *	L	79-77
F. 14	Northern Illinois (A) * +	W	81-72
F. 18	at Central Mich. (A) * +	W	109-100
F. 21	Eastern Michigan (H) *	W	79-72
F. 25	Western Michigan (A) *	L	80-55
F. 28	Toledo (A) *	W	82-74
M. 3	Northern Illinois (H) *	W	87-82
M. 9	Western Michigan (52)	W	66-63
M. 10	Akron (52)	L	74-70
M. 15	Fort Wayne (A) (63)	L	88-80

2017-18

Coach: James Whitford

(19-13, MAC 10-8 3rd West)

Leading Scorer: Tayler Persons (15.0)

Leading Reb.: Trey Moses (8.2)

N. 10	Dayton (A)	L	78-77
N. 15	Oklahoma (A)	L	108-69
N. 17	Stony Brook (H)	W	87-76
N. 19	Oregon (A)	L	95-71
N. 22	Bucknell (A)	L	87-83
N. 25	Indiana State (A)	W	93-85
N. 28	Oakland City (H)	W	81-57
D. 2	IUPUI (H)	W	83-64
D. 5	#9 Notre Dame (A)	W	80-77
D. 9	Valparaiso (H)	W	71-70
D. 19	North Florida (H)	W	79-65
D. 22	Jackson State (H)	W	70-54
D. 29	Florida A&M	W	75-54
J. 2	Eastern Michigan (H) *	W	72-62
J. 6	Buffalo (H) *	L	83-63
J. 9	Ohio (A) *	W	75-68
J. 13	Western Michigan (A) *	L	73-58
J. 16	Central Michigan (H) *	W	82-76
J. 20	Miami (A) *	L	71-53
J. 23	Kent State (A) * +	L	88-80
J. 27	Akron (H) * ++	W	111-106
J. 30	Toledo (A) *	W	75-63
F. 3	Eastern Michigan (A) *	L	58-41
F. 6	Bowling Green (H) *	W	59-56
F. 9	Kent State (H) *	W	87-68
F. 13	Akron (A) *	W	90-77
F. 17	Toledo (H) *	W	99-71
F. 20	Northern Illinois (H) *	W	77-68
F. 23	Western Michigan (H) *	L	87-80
F. 27	Central Michigan (A) *	L	75-51
M. 2	Northern Illinois (A) *	L	66-65
M. 8	Kent State (52)	L	76-73

2018-19

Coach: James Whitford

(16-17, MAC 6-12 5th West)

Leading Scorer: Tayler Persons (16.7)

Leading Reb.: Tahjai Teague (7.5)

N. 6	Indiana State (H)	W	86-69
N. 10	Purdue (A)	L	84-75
N. 15	Virginia Tech (65)	L	73-64
N. 16	Alabama (65)	L	79-61
N. 18	Appalachian State (65) +	W	94-86
N. 24	Evansville (H)	W	82-72
N. 27	Tiffin (H)	W	108-62
D. 1	IUPUI (A)	W	85-75
D. 5	Loyola Chicago (A)	W	75-69
D. 9	Evansville (A)	L	89-77
D. 17	Valparaiso (A)	W	77-61
D. 20	Howard (H)	W	98-71
D. 29	Delaware State (H)	W	116-57
J. 4	Toledo (A) *	W	79-64
J. 8	Eastern Mich. (H) * ++	L	84-82
J. 12	Ohio (H) *	L	70-52
J. 15	Bowling Green (A) *	L	79-78
J. 19	Central Michigan (A) *	W	83-72
J. 22	Miami (H) *	L	71-65
J. 26	Ohio (A) *	L	78-74
J. 29	Buffalo (A) *	L	83-59
F. 2	Kent State (H) * +	L	83-80
F. 5	Northern Illinois (A) *	W	72-71
F. 9	Western Michigan (H) *	W	79-59
F. 16	Akron (H) *	W	57-56
F. 19	Miami (A) *	L	69-66
F. 23	Central Michigan (H) *	L	64-57
F. 26	Toledo (H) *	L	80-72
M. 2	Western Michigan (A) *	W	60-58
M. 5	Eastern Michigan (A) *	L	68-61
M. 8	Northern Illinois (H) *	L	64-57
M. 11	Eastern Michigan (66)	W	61-43
M. 14	Bowling Green (52)	L	99-86

2019-20

Coach: James Whitford

(18-13, MAC 11-7 t-1st West)

Leading Scorer: Tahjai Teague (14.4)

Leading Reb.: Tahjai Teague (9.1)

N. 5	Defiance (H)	W	87-43
N. 9	Evansville (A)	L	79-75
N. 13	UIC (A)	W	67-48
N. 17	Indiana State (67)	W	69-55
N. 20	Northern Kentucky (H)	L	59-57
N. 23	Howard (H)	W	100-69
N. 26	Western Illinois (A)	L	69-62
D. 3	Loyola Chicago (H)	L	70-58
D. 7	IUPUI (H)	W	102-54
D. 18	Georgia Tech (A)	W	65-47
D. 22	Washington (68)	L	85-64
D. 23	UTEP (68)	L	71-70
D. 25	Portland (68)	W	61-46
J. 3	Toledo (H) *	W	61-57
J. 7	Buffalo (H) *	W	88-68
J. 10	Akron (A) *	L	75-60
J. 14	Eastern Michigan (A) *	W	69-52
J. 18	Miami (H) *	W	71-62
J. 25	Central Michigan (A) *	L	71-66
J. 28	Bowling Green (A) *	L	67-61
F. 1	Ohio (H) *	W	65-54
F. 4	Kent State (A) *	W	62-54
F. 8	Western Michigan (A) *	L	68-64
F. 11	Northern Illinois (H) *	W	63-59

ALL-TIME RESULTS

F. 15	Bowling Green (H) *	L	77-71
F. 18	Buffalo (A) *	L	72-59
F. 22	Eastern Michigan (H) *	W	64-55
F. 25	Western Michigan (H) *	W	71-61
F. 29	at Toledo (A) *	L	69-63
M. 3	Central Michigan (H) *	W	85-68
M. 6	Northern Illinois (A) *	W	75-54

The 2020 MAC Tournament was canceled because of COVID-19.

2020-21

Coach: James Whitford

(10-13, MAC 8-9 8th)

Leading Scorer: K.J. Walton (16.4)

Leading Reb.: K.J. Walton (5.9)

N. 25	Northern Kentucky (A)	L	73-74
D. 2	Michigan (A)	L	65-84
D. 5	UIC (H)	W	68-66
D. 8	Northern Illinois (A) * +	W	79-70
D. 12	Illinois State (H)	W	82-66
D. 19	Indiana State (A)	L	57-67
D. 22	Western Michigan (A) *	W	76-68
J. 2	Ohio (H) *	L	68-78
J. 9	Buffalo (A) *	L	69-86
J. 12	Bowling Green (A) *	W	88-64
J. 16	Northern Illinois (H) *	W	78-58
J. 19	Miami (A) *	L	71-81
J. 23	Ohio (A) *	L	77-85
J. 30	Akron (A) *	L	42-74
F. 2	Buffalo (H) *	L	58-78
F. 6	Toledo (H) *	W	81-67
F. 16	Bowling Green (H) *	L	62-75
F. 19	Akron (H) *	L	79-88
F. 24	Kent State (H) *	W	90-71
F. 27	Central Michigan (H) *	W	97-91
M. 2	Eastern Michigan (H) *	W	100-65
M. 5	Toledo (A) *	L	70-89
M. 11	Toledo (52) +	L	89-91

SCHEDULE NOTES

- Olympic Basketball Tournament, Indianapolis, Ind.
- Christmas Tournament, Quantico Marine Base, Va.
- NAIA Championships, Kansas City, Mo.
- NAIA District Playoffs, Anderson, Ind.
- At Mount Pleasant, Mich.
- Interstate Classic, Terre Haute, Ind.
- NCAA Great Lakes Regional, Evansville, Ind.
- St. Cloud Tournament, St. Cloud, Minn.
- Hall of Fame Tournament, Springfield, Mass.
- At Market Square Arena, Indianapolis, Ind.
- Pacemaker Classic, Monroe, La.
- MAC Tournament, Ann Arbor, Mich.
- NCAA Tournament, Tuscaloosa, Ala.
- IPTAY Tournament, Clemson, S.C.
- Hoosier Classic, Market Square Arena, Indianapolis, Ind.
- Sun Met Tournament, Fresno, Calif.
- MAC Tournament, Savage Hall, Toledo, Ohio
- UNLV Holiday Classic, Las Vegas, Nev.
- MAC Tournament, Rockford, Ill.
- NCAA Tournament, Baton Rouge, La.
- Volunteer Classic, Knoxville, Tenn.
- Cornhusker Classic, Lincoln, Neb.
- Golden Panthers Classic, Miami, Fla.
- NCAA Tournament, Hoosier Dome, Indianapolis, Ind.
- Old Style Classic, Chicago, Ill.
- MAC Tournament, Detroit, Mich.
- NCAA Tournament, Salt Lake City, Utah
- NCAA Tournament, Oakland, Calif.
- Big Island Invitational, Hilo, Hawaii
- At Kalamazoo College, Kalamazoo, Mich.
- MAC Tournament, Columbus, Ohio
- NCAA Tournament, Chicago, Ill.
- Oldsmobile Spartan Classic, East Lansing, Mich.
- NCAA Tournament, The Pyramid, Memphis, Tenn.
- Illini Classic, Champaign, Ill.
- MAC Tournament, SeaGate Center, Toledo, Ohio
- Hawaii-Nike Festival, Honolulu, Hawaii
- Conseco Fieldhouse, Indianapolis, Ind. (first college game in arena)
- MAC Tournament, Gund Arena, Cleveland, Ohio
- NCAA Tournament, Metrodome, Minneapolis, Minn.
- Hoosier Classic, Assembly Hall, Bloomington, Ind.
- Maui Invitational, Maui, Hawaii
- All-College Classic, Oklahoma City, Okla.
- Top of the World Classic, Fairbanks, Ala.
- ESPN Bracket Buster, Bowling Green, Ky.
- ESPN Bracket Buster, Muncie, Ind.
- US Bank Arena, Cincinnati, Ohio
- Conseco Fieldhouse, Indianapolis, Ind.
- Las Vegas Holiday Invitational, Las Vegas, Nev.
- San Diego Slam, San Diego, Calif.
- ESPN Bracket Buster, Normal, Ill.
- MAC Tournament, Quicken Loans Arena, Cleveland, Ohio
- ESPN Bracket Buster, Richmond, Ky.
- John R. Wooden Tradition, Conseco Fieldhouse, Indianapolis, Ind.
- MAC Tournament First Round, Muncie, Ind.
- Great Alaska Shootout, Anchorage, Alaska

- ESPN Bracket Buster, Spartanburg, S.C.
- MAC Tournament First Round, Kalamazoo, Mich.
- ESPN BracketBusters, Cape Girardeau, Mo.
- MAC Tournament First Round, Athens, Ohio
- MAC Tournament First Round, Bowling Green, Ohio
- @EKU Hoops Classic, Richmond, Ky.
- CollegelInsider.com Postseason Tournament (CIT)
- Men Who Speak Up Main Event, MGM Grand, Las Vegas, Nev.
- Charleston Classic, Charleston, S.C.
- MAC Tournament First Round, Ypsilanti, Mich.
- Bankers Life Fieldhouse, Indianapolis, Ind.
- Hawaiian Airlines Diamond Head Classic, Stan Sheriff Center, Honolulu, Hawaii

SPECIAL KEY CODES:

- * Mid-American Conference Games
- \$ MAC Tournament
- % NCAA Tournament
- & National Invitation Tournament
- ! Preseason NIT
- ^ Cardinal Varsity Club Classic
- + Overtimes
- > College Division Postseason

NOTE: CVC Classic became the First Merchants Bank/CVC Classic in 1996-97 and First Merchants Classic in 1999.

ALL-TIME SERIES RECORDS

	BSU's			
Opponent (First Mtg./Last Mtg.)	G	W	L	Last Win
Adrian (1922-23/1923-24)	2	2	0	3/8/24
Akron (1937-38/2020-21)	44	18	26	2/16/19
Alabama (2016-17/2018-19)	2	0	2	None
Alabama A&M (2015-16)	1	1	0	12/29/15
Alabama State (2016-17)	1	1	0	12/22/16
Alaska-Anchorage (1993-94/2010-11)	1	1	1	12/29/93
Alcorn State (1995-96)	1	1	0	12/5/95
American (1958-1959)	1	0	1	None
Anderson (1944-45/2005-06)	13	12	1	12/17/05
Appalachian St. (1979-80/2018-19)	2	2	0	11/18/18
Arkansas St. (2007-08/2008-09)	2	0	2	None
Arizona (2011-12)	1	0	1	None
Arizona State (1994-95)	1	0	1	None
Auburn (1993-94/1994-95)	2	1	1	12/3/94
Austin Peay (2001-02/2001-02)	1	1	0	12/1/01
Baldwin-Wallace (1954-55/1961-62)	4	2	2	12/9/61
Beloit (1936-37)	1	1	0	12/5/36
Bethune-Cookman (2014-15)	1	1	0	1/3/15
Boston College (1980-81)	1	0	1	None
Boston University (1971-72)	1	1	0	12/29/71
Bowling Green (1965-66/2020-21)	90	37	53	1/12/21
Bradley (1980-81/2016-17)	4	2	2	12/6/16
BYU-Hawaii (1991-92)	1	1	0	12/14/91
Bucknell (1971-72/2017-18)	3	2	1	12/27/98
Buffalo (1958-59/2020-21)	35	16	19	1/7/20
Buffalo State (1963-64/1973-74)	2	2	0	1/8/74
Bunker Hill (1955-56)	1	0	1	None
Butler (1924-25/2013-14)	105	38	67	12/10/11
Cal St.-Los Angeles (1970-71/1972-73)	2	1	1	12/30/72
Cal St.-Sacramento (1991-92)	2	2	0	1/13/92
Calumet College (2011-12)	1	1	0	11/27/11
Campbell (1990-91)	1	1	0	11/30/90
Capital (1972-73)	1	1	0	12/9/72
Cardinal Stritch (1988-89/1989-90)	2	2	0	12/21/89
Centenary (1931-32/1933-34)	3	1	2	1/6/32
Central Michigan (1955-56/2020-21)	105	68	37	2/27/21
Central Normal (1920-21/1950-51)	41	22	19	1/17/51
Chaminade (1999-00)	1	1	0	12/21/99
Chicago State (1990-91/2015-16)	5	5	0	12/31/15
Cincinnati (1954-55/1990-91)	5	1	4	1/16/74
Cleveland State (1972-73/2013-14)	6	2	4	12/17/75
Coastal Carolina (1996-97)	1	1	0	11/29/96
Colorado State (1973-74)	1	0	1	None
Columbia (2015-16)	1	0	1	None
Connecticut (2003-04/2003-04)	1	0	1	None
Concordia (1922-23/1928-29)	5	3	2	12/15/28
Coppin State (1989-90/2016-17)	4	3	1	11/21/16
Cornell (1999-00)	1	1	0	12/3/99
Danville (1925-26/1927-28)	2	1	1	12/29/27
Dayton (1920-21/2017-18)	7	1	6	1/14/22
Defiance (1926-27/2019-20)	4	4	0	11/5/19
DePaul (1978-79/2010-11)	3	1	2	12/11/10
DePauw (1927-28/1969-70)	70	36	34	12/15/69
Delaware State (1985-86/2018-19)	2	2	0	12/29/18
Detroit (1977-78/2004-05)	4	2	2	11/27/04
Drake (1983-84)	1	0	1	None
Drexel (1983-84/2005-06)	3	1	2	12/19/83
Drury (1937-38)	1	1	0	12/15/37
Dubuque (1970-71)	1	1	0	1/5/71
Duke (2001-02/2001-02)	1	0	1	None
Earlham (1923-24/1963-64)	40	30	10	2/26/64
Eastern Illinois (1941-42/2015-16)	22	17	5	11/16/15
Eastern Kentucky (1967-68/2016-17)	8	1	7	12/10/16
Eastern Michigan (1946-47/2020-21)	111	65	46	3/2/21
Elon (2001-02/2001-02)	1	1	0	11/30/01
Evansville (1929-30/2019-20)	55	15	40	11/9/19
Farleigh Dickinson (1982-83)	1	1	0	12/20/82

	BSU's			
Opponent (First Mtg./Last Mtg.)	G	W	L	Last Win
Ferris State (1980-81)	1	1	0	12/1/80
Florida A&M (1988-89/2017-18)	3	3	0	12/29/17
Florida International (1988-89/89-90)	2	2	0	1/13/90
Fort Wayne (1926-27)	1	1	0	12/20/26
Franklin (1924-25/1969-70)	64	39	25	12/3/69
Georgetown (2006-07/2007-08)	2	0	2	None
George Williams (1927-28)	1	1	0	1/3/28
Georgia Southern (1955-56/1974-75)	3	1	2	12/20/55
Georgia State (1984-85)	1	1	0	12/21/84
Georgia Tech (2019-20)	1	1	0	12/18/19
Grambling State (1989-1990/2014-15)	3	3	0	11/24/14
Grand Valley State (1996-97)	3	3	0	11/23/96
Hanover (1922-23/1981-82)	30	20	10	12/2/81
Hardin Simmons (1989-90)	1	1	0	12/1/89
Hawaii (1996-97)	1	0	1	None
Hillsdale (1978-79/1980-81)	2	1	1	12/6/80
Holy Cross (2012-13)	1	1	0	12/5/12
Hope (1958-59/1959-60)	2	0	2	None
Houston Baptist (1975-76/1977-78)	2	1	1	11/26/77
Howard (2018-19/2019-20)	2	2	0	11/23/19
Huntington (1921-22/1928-29)	11	8	3	2/15/29
Illinois (1988-89/1995-96)	2	0	2	None
Illinois State (1939-40/2020-21)	21	11	10	12/12/20
Indiana (1934-35/2012-13)	21	1	20	12/11/37
Indiana Dental (1920-21/1921-22)	2	0	2	None
Indiana Law (1922-23/1923-24)	2	2	0	2/16/24
Indiana State (1921-22/2020-21)	135	61	74	11/17/19
Indianapolis (1924-25/1981-82)	49	29	20	12/5/81
IPFW (2000-01/2016-17)	4	3	1	12/1/08
IU Kokomo (2014-15/2016-17)	3	3	0	11/29/16
IUPUI (2000-01/2019-20)	15	10	5	12/7/19
Iowa State (1983-84)	1	0	1	None
Jackson State (1963-64/2017-18)	2	1	1	12/22/17
Jacksonville (1998-99)	1	1	0	12/5/98
Jacksonville State (2002-03)	1	1	0	11/22/02
James Madison (2013-14/2014-15)	2	0	2	None
Kalamazoo (1959-60)	1	1	0	12/30/59
Kansas (1992-93/2006-07)	3	1	2	11/19/01
Kent State (1921-22/2020-21)	87	41	46	2/24/21
Kentucky (2004-05)	1	0	1	None
Kenyon (1971-72)	1	1	0	12/18/71
Lehigh (1987-88)	1	0	1	None
Liberty (1992-93)	1	1	0	12/29/92
Lindenwood (1992-93)	1	1	0	12/1/92
Longwood (2014-15/2016-17)	3	3	0	12/19/16
Louisiana State (2001-02/2001-02)	1	1	0	3/19/02
Louisiana Tech (1982-83/1984-85)	2	1	1	12/21/82
Louisville (1977-78/1989-90)	2	1	1	3/17/90
Loyola Chicago (2018-19/2019-20)	2	1	1	12/5/18
Lynn (1994-95)	1	1	0	11/28/94
Manchester (1920-21/2009-10)	73	42	31	12/31/09
Marist (1992-93)	1	1	0	12/28/92
Marquette (2013-14)	1	0	1	None
Marshall (1997-98/2004-05)	11	6	5	2/24/04
Maryland (1976-77)	1	0	1	None
Md.-Eastern Shore (1992-93/2009-10)	2	2	0	12/28/09
Meadow Gold (1922-23)	1	0	1	None
Memphis (1981-82/1997-98)	5	0	5	None
Mercer (1976-77/1977-78)	2	2	0	1/2/78
Miami University (1935-36/2020-21)	107	41	66	1/18/20
Michigan (1961-62/2020-21)	11	1	10	11/16/98
Michigan State (1994-95)	1	0	1	None
Minnesota (1987-88/1988-89)	2	1	1	11/26/88
Mississippi (1997-98)	1	1	0	12/6/97
Mississippi State (1990-91/1991-92)	2	1	1	12/3/91
Mississippi Valley (1985-86)	1	1	0	12/19/85
Missouri-Kansas City (1987-88)	2	2	0	2/27/88

ALL-TIME SERIES RECORDS

Opponent (First Mtg./Last Mtg.)	BSU's			
	G	W	L	Last Win
Montana Tech (1997-98)	1	1	0	11/15/97
Morehead State (1974-75/2011-12)	4	1	3	12/6/75
Mt. St. Joseph (2010-11)	1	1	0	12/21/10
Mt. St. Mary's (1955-56)	1	0	1	None
N.A.G.U. (1922-23/1933-34)	11	9	2	12/9/33
Nebraska (1980-81/2002-03)	3	2	1	11/24/02
Nev.-Las Vegas (1985-86/1995-96)	3	1	2	12/16/95
New Orleans (1969-70/2015-16)	4	1	3	12/5/15
North Carolina A&T (2010-11)	1	1	0	12/31/10
North Carolina Central (2009-10)	1	1	0	12/21/09
Northern Colorado (2006-07)	1	1	0	11/11/06
Northeast La. (1979-80/1997-98)	4	2	2	12/21/96
Northern Illinois (1941-42/2020-21)	97	58	39	1/16/21
Northern Iowa (1972-73)	1	1	0	12/2/72
Norfolk State (2012-13)	1	1	0	1/2/13
North Florida (2017-18)	2	2	0	12/19/17
Northern Kentucky (2018-19/2020-21)	2	0	2	None
Northwestern (1966-67/1988-89)	2	1	1	12/22/88
Northwestern Missouri St. (1973-74)	1	1	0	12/4/73
Notre Dame (1933-34/2017-18)	10	1	9	12/5/17
Oakland City (1927-28/2017-18)	8	7	1	11/28/17
Oakland (1972-73/1985-86)	2	2	0	12/3/85
Ohio (1969-70/2020-21)	86	35	51	2/1/20
Ohio State (1974-75/1987-88)	3	1	2	12/15/76
Oklahoma (2017-18)	1	0	1	None
Oklahoma State (2006-07)	1	0	1	None
Ohio Wesleyan (1940-41/1953-54)	4	3	1	1/30/54
Oregon (2017-18)	1	0	1	11/19/17
Oregon State (1989-90)	1	1	0	3/15/90
Otterbein (1971-72/1981-82)	2	2	0	12/16/81
Pacific (1974-75)	1	0	1	None
Pepperdine (2015-16)	1	0	1	None
Peru Naval (1942-43)	1	1	0	12/4/42
Pharmacy (1924-25/1925-26)	2	2	0	1/4/26
Pittsburgh (1988-89)	1	1	0	3/16/89
Portland (2019-20)	1	1	0	12/25/19
Prairie View A&M (2006-07)	1	1	0	11/19/06
Presbyterian (1965-66/2008-09)	2	2	0	12/21/08
Princeton (2000-01)	1	0	1	None
Purdue (1960-61/2018-19)	12	2	10	12/18/99
Quantico (1956-57)	1	1	0	2/4/57
Quinnipiac (1997-98)	1	1	0	12/5/97
Racine (1973-74)	1	1	0	2/2/74
Rider (1984-85)	1	1	0	12/22/84
Rose-Hulman (1921-22/1927-28)	*5	3	1	1/6/28
Saginaw Valley St. (1989-90)	1	1	0	11/28/89
Saint Louis (2016-17)	1	1	0	11/11/16
St. Cloud (1964-65/1965-66)	2	1	1	12/8/64
St. John's (1965-66/2010-11)	2	1	1	12/30/65
St. Joseph's (Pa.) (2001-02/2008-09)	3	1	2	3/15/02
St. Joseph's (Ind.) (1938-39/1998-99)	42	23	19	12/4/98
St. Mary's (1986-87)	1	1	0	11/29/86
St. Peter's (1992-93)	1	1	0	12/5/92
St. Thomas (1965-66)	1	1	0	12/28/65
San Diego State (1968-69/2014-15)	5	3	2	12/27/99
San Francisco (1992-93)	1	1	0	12/30/92
San Jose State (1973-74/1995-96)	3	1	2	12/8/95
Siena Heights (1987-88)	1	1	0	12/15/87
Simon Fraser (1990-91/1992-93)	3	3	0	11/21/92
SIU-Edwardsville (2008-09/2011-12)	4	4	0	12/6/11
Slippery Rock (1974-75/1990-91)	2	2	0	1/12/91
South Carolina (2001-02/2001-02)	1	0	1	None
South Carolina State (1993-94/2015-16)	2	1	1	11/22/15
South Dakota (2012-13)	2	2	0	12/15/12
Southeast Missouri (2012-13/2013-14)	2	2	0	11/18/13
Southern Illinois (1962-63/2013-14)	13	5	8	2/18/12
Southern Miss (1976-77/1977-78)	2	0	2	None

Opponent (First Mtg./Last Mtg.)	BSU's			
	G	W	L	Last Win
Southern Utah (2010-11/2016-17)	2	2	0	11/23/16
Southwest Texas State (1988-89)	1	1	0	12/28/88
Springfield (1971-72)	1	0	1	None
Stetson (1981-82)	1	0	1	None
Steubenville (1972-73)	1	1	0	12/12/72
Stony Brook (2017-18)	1	1	0	11/19/17
Taylor (1934-35/2013-14)	4	4	0	11/12/13
Temple (2006-2007/2009-10)	2	0	2	None
Tennessee (1986-87)	1	0	1	None
Tennessee-Martin (1991-92/2015-16)	4	4	0	3/20/16
Tennessee State (2006-07/2015-16)	3	1	2	3/15/16
Tennessee Tech (1971-72/2009-10)	4	1	3	2/21/09
Texas-Arlington (1971-72)	1	1	0	1/11/72
Texas Christian (1985-86)	1	0	1	None
Texas Southern (1956-57/2011-12)	2	1	1	11/29/11
Texas Tech (2000-01)	1	1	0	12/8/00
Tiffin (2018-19)	1	1	0	11/27/18
Toledo (1937-38/2020-21)	100	48	52	2/6/21
Tri-State (1994-95)	1	1	0	12/2/94
Troy State (1956-57/1996-97)	2	2	0	11/30/96
Tulane (1973-74/1974-75)	2	1	1	1/25/75
UAB (1996-97)	1	1	0	12/14/96
UC Davis (2009-10)	1	0	1	None
UCLA (1999-00/2001-02)	2	1	1	11/20/01
UC-Santa Barbara (2007-08/2008-09)	2	0	2	None
UIC (2019-20/2020-21)	2	2	0	12/5/20
U.S. International (1988-89)	1	1	0	12/2/88
Utah (1991-92/2014-15)	3	0	3	None
UT-Chatanooga (1972-73)	1	0	1	None
UTEP (2019-20)	1	0	1	None
Valdosta State (1983-84)	1	0	1	None
Valparaiso (1927-28/2018-19)	65	34	31	12/17/18
Vincennes (1928-29)	1	0	1	None
Virginia Tech (2018-19)	1	0	1	None
Wabash (1926-27/1973-74)	36	23	13	12/1/73
Washington (1984-85/2019-20)	2	0	2	None
Washington-Missouri (1990-91)	1	1	0	11/24/90
Wayne State (1923-24/1980-81)	4	3	1	12/20/80
Weber State (2002-03)	1	0	1	None
Westchester (1958-59)	1	1	0	12/16/58
Western Carolina (1991-92)	1	1	0	12/7/91
Western Illinois (1962-63/2019-20)	6	3	3	12/3/93
Western Kentucky (1993-94/2006-07)	5	0	5	None
Western Michigan (1931-32/2020-21)	135	68	67	12/22/20
Western Ontario (1955-56)	1	1	0	12/2/55
Wheaton (1951-52/1952-53)	2	0	2	None
Wichita State (1972-73)	1	0	1	None
Wilmington (1921-22/1987-88)	4	3	1	11/27/87
Winston-Salem (1962-63)	1	1	0	12/22/62
Wisconsin (1936-37/1999-00)	8	2	6	12/13/97
Wisconsin-Green Bay (1984-85)	1	1	0	12/1/84
Wis.-Milwaukee (1946-47/2008-09)	9	6	3	11/25/08
Wis.-Oshkosh (1975-76/1979-80)	2	2	0	12/1/79
Wisconsin-River Falls (1990-91)	1	1	0	12/20/90
Wisconsin-Stout (1966-67)	1	1	0	12/21/66
Wisconsin-Whitewater (1970-71)	1	1	0	12/2/70
Wofford (2010-11/2012-13)	2	1	1	11/16/12
Wright State (1997-98/2005-06)	6	5	1	11/26/05
Xavier (1939-40/2003-04)	8	3	5	11/25/03
Youngstown State (1983-84)	1	0	1	None

* includes one tie

ALL-TIME SERIES RESULTS

Adrian (BSU leads 2-0)

1922-23	12/16/22	H	BS	50-19
1923-24	3/8/24	H	BS	59-19

At BSU: BSU leads 2-0

Akron (UA leads 26-19)

1937-38	12/27/37	A	BS	39-38
1938-39	2/22/39	H	UA	29-28
1939-40	1/4/40	A	BS	50-37
1955-56	12/22/55	N	UA	95-83
1992-93	2/3/93	H	BS	60-50
1992-93	3/3/93	A	UA	83-70
1993-94	1/26/94	A	BS	61-57
1993-94	2/23/94	H	BS	74-58
1994-95	1/11/95	A	UA	74-71
1994-95	2/8/95	H	BS	72-68
1995-96	1/10/96	H	BS	83-61
1995-96	2/7/96	A	BS	89-64
1996-97	1/18/97	A	UA	83-68
1996-97	2/15/97	H	BS	64-57
1997-98	1/3/98	H	BS	70-67
1998-99	1/27/99	H	UA	93-83
1998-99	2/20/99	A	UA	74-68
1999-00	2/14/00	H	BS	89-68
2000-01	2/28/01	A	BS	81-62
2001-02	1/19/02	H	BS	78-66
2002-03	1/4/03	A	UA	105-104+
2003-04	2/4/04	H	BS	77-71+
2003-04	3/8/04	H	BS	76-72
2004-05	1/25/05	A	UA	79-64
2005-06	1/4/06	H	UA	66-62
2006-07	2/3/07	A	UA	70-52
2007-08	2/9/08	H	UA	70-61
2008-09	2/11/09	A	UA	63-55
2009-10	2/6/10	H	UA	75-70+
2010-11	2/12/11	A	UA	75-60
2011-12	1/24/12	H	UA	70-58
2012-13	1/16/13	A	UA	71-64
2013-14	1/8/14	H	UA	72-68
2013-14	1/29/14	A	UA	73-46
2014-15	1/27/15	A	UA	59-47
2015-16	1/30/16	H	UA	73-64
2016-17	2/7/17	A	UA	65-63
2016-17	3/10/17	N	UA	74-70
2017-18	1/27/18	H	BS	111-106++
2017-18	2/13/18	A	BS	90-77
2018-19	2/16/19	H	BS	57-56
2019-20	1/10/20	A	UA	75-60
2020-21	1/30/21	A	UA	74-42
2020-21	2/19/21	H	UA	88-79

At BSU: BSU leads 12-9

At Akron: UA leads 15-6

At Neutral Sites: UA leads 2-0

At Worthen Arena: BSU leads 12-8

Alabama (UA leads 2-0)

2016-17	11/18/16	A	UA	77-59
2018-19	11/16/18	N	UA	79-61

At Alabama: UA leads 1-0

At Neutral Site: UA leads 1-0

Alabama A&M (BSU leads 1-0)

2015-16	12/29/15	H	BS	63-62
---------	----------	---	----	-------

At Worthen Arena: BSU leads 1-0

Alabama State (BSU leads 1-0)

2016-17	12/22/16	H	BS	73-48
---------	----------	---	----	-------

At Worthen Arena: BSU leads 1-0

Alaska-Anchorage (Series tied 1-1)

1993-94	12/29/93	H	BS	78-77
2010-11	11/27/10	A	AA	62-44

At Worthen Arena: BSU leads 1-0

At Alaska-Anchorage: AA leads 1-0

Alcorn State (BSU leads 1-0)

1995-96	12/5/95	H	BS	104-60
---------	---------	---	----	--------

At Worthen Arena: BSU leads 1-0

American (American leads 1-0)

1958-59	12/17/58	N	AU	71-69
---------	----------	---	----	-------

At Neutral Site: American leads 1-0

Anderson (BSU leads 12-1)

1944-45	12/14/44	H	BS	79-20
1944-45	1/20/45	H	BS	47-24
1948-49	1/20/49	H	BS	67-54
1949-50	12/30/49	A	BS	64-46
1956-57	3/7/57	H	BS	81-78
1957-58	2/1/58	H	BS	84-70
1957-58	3/5/58	N	AU	63-62
1958-59	1/31/59	A	BS	56-55
1974-75	12/16/74	H	BS	98-89+
2000-01	12/1/00	H	BS	80-76
2003-04	12/10/03	H	BS	83-48
2004-05	12/8/04	H	BS	106-53
2005-06	12/17/05	H	BS	75-47

At BSU: BSU leads 10-0

At Anderson: BSU leads 2-0

At Neutral Sites: Anderson leads 1-0

At Worthen Arenan: BSU leads 4-0

Appalachian State (BSU leads 2-0)

1979-80	12/28/79	N	BS	74-68
2018-19	11/18/18	N	BS	94-86+

At Neutral Site: BSU leads 2-0

Arizona (UA leads 1-0)

2011-12	11/13/11	A	UA	73-63
---------	----------	---	----	-------

At Arizona: Arizona leads 1-0

Arizona State (ASU leads 1-0)

1994-95	3/16/95	N	AS	81-66
---------	---------	---	----	-------

At Neutral Site: ASU leads 1-0

Arkansas State (ASU leads 2-0)

2007-08	12/16/07	A	AS	57-47
2008-09	11/29/08	H	AS	54-53

At Arkansas State: ASU leads 1-0

At BSU: ASU leads 1-0

At Worthen Arena: ASU leads 1-0

Auburn (Series tied 1-1)

1993-94	12/7/93	A	AU	92-87
1994-95	12/3/94	H	BS	82-74

At Auburn: Auburn leads 1-0

At BSU: BSU leads 1-0

At Worthen Arena: BSU leads 1-0

Austin Peay (BSU leads 1-0)

2001-02	12/1/01	H	BS	81-60
---------	---------	---	----	-------

At BSU: BSU leads 1-0

At Worthen Arena: BSU leads 1-0

Baldwin-Wallace (Series tied 2-2)

1954-55	12/11/54	H	BW	97-81
1955-56	12/10/55	A	BW	84-74
1960-61	12/3/60	H	BS	71-56
1961-62	12/9/61	A	BS	100-93

At BSU: Series tied 1-1

At Baldwin-Wallace: Series tied 1-1

Beloit (BSU leads 1-0)

1936-37	12/5/36	A	BS	46-33
---------	---------	---	----	-------

At Beloit: BSU leads 1-0

Bethune-Cookman (BSU leads 1-0)

2014-15	1/3/15	H	BS	51-48
---------	--------	---	----	-------

At Worthen Arena: BSU leads 1-0

Boston College (BC leads 1-0)

1980-81	3/13/81	N	BC	93-90
---------	---------	---	----	-------

At Boston College: BC leads 1-0

Boston University (BSU leads 1-0)

1971-72	12/29/71	N	BS	98-90
---------	----------	---	----	-------

At Neutral Site: BSU leads 1-0

Bowling Green (BGSU leads 53-37)

1965-66	12/1/65	A	BG	91-74
1966-67	12/1/66	H	BG	97-87
1967-68	12/12/67	A	BG	87-70
1968-69	12/14/68	H	BG	76-69
1969-70	12/13/69	A	BG	99-82
1970-71	12/12/70	H	BG	96-89
1971-72	12/11/71	A	BG	104-89
1972-73	1/15/73	H	BG	76-74
1973-74	12/12/73	A	BG	96-71
1974-75	12/14/74	H	BG	100-69
1975-76	1/31/76	H	BS	77-53
1976-77	1/22/77	H	BG	72-54
1976-77	2/26/77	A	BG	84-57
1977-78	2/4/78	A	BG	69-67
1978-79	1/6/79	A	BS	94-93
1978-79	2/10/79	H	BS	73-70
1979-80	12/8/79	A	BG	80-79
1979-80	2/4/80	H	BG	79-78+
1980-81	2/4/81	A	BG	54-53
1981-82	11/28/81	N	BG	78-72
1981-82	1/27/82	A	BG	79-70
1981-82	2/24/82	H	BS	71-58
1982-83	1/5/83	H	BG	71-69
1982-83	3/5/83	A	BG	78-75
1982-83	3/10/83	A	BG	79-69
1983-84	1/14/84	A	BG	93-75
1983-84	2/4/84	H	BG	93-75
1984-85	1/5/85	H	BS	81-67
1984-85	2/2/85	A	BS	60-59
1985-86	1/29/86	A	BS	76-71
1985-86	2/26/86	H	BS	85-78
1986-87	1/21/87	H	BS	73-56
1986-87	2/18/87	A	BG	77-75
1987-88	1/6/88	H	BS	54-49
1987-88	3/5/88	A	BG	77-56
1988-89	1/14/89	A	BS	79-73
1988-89	2/11/89	H	BS	64-51
1989-90	1/6/90	H	BS	71-65
1989-90	2/3/90	A	BS	45-44
1990-91	1/30/91	A	BG	78-62
1990-91	2/27/91	H	BS	63-55
1991-92	1/29/92	H	BS	91-88+++
1991-92	2/26/92	A	BG	65-54
1992-93	1/20/93	A	BS	61-59
1992-93	2/17/93	H	BS	66-50
1993-94	1/12/94	H	BG	70-69
1993-94	2/9/94	A	BG	92-91
1994-95	1/25/95	A	BG	88-73
1994-95	2/22/95	H	BS	97-71
1994-95	3/7/95	H	BS	72-58
1995-96	1/24/96	H	BS	54-50
1995-96	2/21/96	A	BS	73-60
1996-97	1/11/97	A	BG	72-66
1996-97	2/5/97	H	BS	79-75
1997-98	2/7/98	A	BS	105-79

ALL-TIME SERIES RESULTS

1998-99	1/30/99	H	BS	61-60
1999-00	2/2/00	H	BS	71-61
2000-01	1/20/01	A	BS	62-59
2001-02	1/16/02	H	BS	92-79
2001-02	3/8/02	N	BG	69-57
2002-03	1/7/03	A	BG	61-57
2002-03	2/26/03	H	BS	94-73
2002-03	3/10/03	H	BG	90-81
2003-04	1/7/04	H	BS	76-63
2003-04	2/28/04	A	BS	81-71
2004-05	1/18/05	H	BS	86-62
2004-05	2/16/05	A	BG	70-69
2004-05	3/7/05	A	BG	75-73
2005-06	1/21/06	H	BS	62-61
2006-07	1/31/07	A	BG	67-57
2007-08	1/30/08	H	BG	63-53
2008-09	1/28/09	A	BG	62-58
2009-10	2/4/10	H	BS	64-59
2010-11	2/9/11	A	BG	65-64
2011-12	2/8/12	H	BG	61-54
2012-13	2/2/13	A	BG	70-59
2013-14	2/15/14	H	BG	66-64
2014-15	1/17/15	A	BG	58-46
2014-15	2/14/15	H	BG	79-65
2014-15	3/9/15	A	BG	88-75
2015-16	2/2/16	A	BS	72-64
2016-17	1/7/17	H	BG	76-71
2016-17	1/21/17	A	BG	79-74
2017-18	2/6/18	H	BS	59-56
2018-19	1/15/19	A	BG	79-78
2018-19	3/14/19	N	BG	99-86
2019-20	1/28/20	A	BG	67-61
2019-20	2/15/20	H	BG	77-71
2020-21	1/12/21	A	BS	88-64
2020-21	2/16/21	H	BG	75-62

At BSU: BSU leads 25-18

At Bowling Green: BGSU leads 32-12

At Neutral Sites: BGSU leads 3-0

At Worthen Arena: BSU leads 14-9

Bradley (Series tied 2-2)

1980-81	12/22/80	A	BU	106-73
1982-83	12/11/82	H	BS	90-88
2015-16	11/13/15	A	BU	54-53
2016-17	12/6/16	H	BS	80-63

At BSU: BSU leads 2-0

At Bradley: Bradley leads 2-0

At Worthen Arena: BSU leads 1-0

BYU-Hawaii (BSU leads 1-0)

1991-92	12/14/91	H	BS	73-68
---------	----------	---	----	-------

At BSU: BSU leads 1-0

Bucknell (BSU leads 2-1)

1971-72	12/30/71	N	BS	84-83+
1998-99	12/27/98	N	BS	63-59
2017-18	11/22/17	A	BU	87-83

At Neutral Sites: BSU leads 2-0

At BU: BU leads 1-0

Buffalo (UB leads 19-16)

1958-59	12/18/58	N	UB	80-64
1969-70	1/31/70	A	UB	90-76
1970-71	2/23/71	H	BS	87-76
1998-99	1/21/99	A	BS	64-58
1998-99	2/24/99	H	BS	78-59
1999-00	1/29/00	H	BS	82-68
2000-01	2/14/01	A	BS	59-56
2001-02	2/13/02	H	BS	87-63
2002-03	2/15/03	A	BS	80-68
2003-04	2/1/04	H	UB	75-84
2004-05	2/12/05	A	UB	67-58

2005-06	1/18/06	A	UB	75-64
2005-06	2/7/06	H	BS	67-60
2005-06	3/6/06	A	UB	80-72
2006-07	2/7/07	H	BS	79-73
2007-08	2/13/08	A	BS	76-67
2008-09	2/15/09	H	BS	53-51
2008-09	3/13/09	N	UB	64-62
2009-10	1/28/10	A	BS	75-69
2010-11	2/5/11	H	BS	72-71
2011-12	2/1/12	A	UB	73-57
2012-13	1/23/13	H	UB	66-63
2012-13	3/13/13	N	UB	76-61
2013-14	1/23/14	H	BS	71-68
2013-14	2/5/14	A	UB	69-48
2014-15	2/4/15	H	UB	82-78
2015-16	1/26/16	A	UB	76-64
2016-17	1/14/17	A	BS	92-77
2016-17	2/3/17	H	UB	96-69
2017-18	1/6/18	H	UB	83-63
2018-19	1/29/19	A	UB	83-59
2019-20	1/7/20	H	BS	88-68
2019-20	2/18/20	A	UB	72-59
2020-21	1/9/21	A	UB	86-69
2020-21	2/2/21	H	UB	78-58

At BSU: BSU leads 10-6

At Buffalo: UB leads 10-6

At Neutral Sites: UB leads 3-0

At Worthen Arena: BSU leads 9-6

Buffalo State (BSU leads 2-0)

1963-64	12/21/63	A	BS	78-66
1973-74	1/8/74	H	BS	93-66

At BSU: BSU leads 1-0

At Buffalo State: BSU leads 1-0

Bunker Hill (BH leads 1-0)

1955-56	1/11/56	A	BH	101-74
---------	---------	---	----	--------

At Bunker Hill: Bunker Hill leads 1-0

Butler (Butler leads 67-38)

1924-25	12/23/24	H	BU	27-13
1925-26	12/8/25	H	BU	41-13
1926-27	1/4/27	H	BU	40-38+
1927-28	12/28/27	A	BU	39-34
1931-32	2/5/32	A	BU	36-22
1939-40	12/9/39	A	BU	29-23
1940-41	1/25/41	H	BU	38-36
1941-42	1/24/42	A	BU	38-36
1942-43	1/23/43	H	BS	45-43
1944-45	12/18/44	A	BU	45-41
1944-45	2/10/45	H	BS	64-36
1945-46	12/12/45	A	BU	47-40
1945-46	2/6/46	H	BS	60-35
1950-51	1/6/51	A	BU	59-54
1950-51	2/20/51	H	BS	65-46
1951-52	2/9/52	A	BU	61-57
1951-52	2/26/52	H	BU	59-46
1952-53	2/7/53	A	BU	82-52
1952-53	2/24/53	H	BS	77-54
1953-54	2/6/54	A	BU	75-73
1953-54	2/23/54	H	BU	78-75
1954-55	2/5/55	A	BU	75-73
1954-55	2/22/55	H	BS	83-65
1955-56	1/28/56	A	BU	69-59
1955-56	2/21/56	H	BU	84-74
1956-57	2/9/57	A	BU	79-68
1956-57	2/26/57	H	BS	78-67
1957-58	2/8/58	A	BU	91-79
1957-58	2/25/58	H	BU	82-76+
1958-59	2/7/59	A	BU	77-67
1958-59	2/24/59	H	BU	85-73
1959-60	2/6/60	A	BU	73-56

1959-60	2/23/60	H	BU	100-72
1960-61	2/4/61	A	BU	82-73
1960-61	2/21/61	H	BU	73-59
1961-62	2/3/62	A	BU	61-58
1961-62	2/20/62	H	BU	87-86
1962-63	1/16/63	A	BU	77-60
1962-63	2/9/63	H	BU	74-66
1963-64	1/14/64	A	BU	79-74
1963-64	2/8/64	H	BS	90-73
1964-65	1/13/65	H	BS	85-72
1964-65	2/20/65	A	BU	102-97
1965-66	1/15/66	H	BU	75-71
1965-66	2/16/66	A	BS	75-65
1966-67	1/4/67	A	BU	95-93
1966-67	2/11/67	H	BS	72-71
1967-68	1/3/68	H	BS	78-65
1967-68	2/10/68	A	BU	89-81
1968-69	1/4/69	H	BS	75-64
1968-69	2/5/69	A	BU	95-75
1969-70	1/3/70	A	BU	88-82
1969-70	2/4/70	H	BU	102-95
1970-71	12/30/70	H	BU	104-96
1970-71	2/6/71	A	BU	91-85
1971-72	1/3/72	H	BS	92-85
1971-72	1/31/72	A	BU	88-86
1972-73	12/23/72	A	BU	102-70
1973-74	12/19/73	A	BS	83-80++
1973-74	1/28/74	H	BS	86-82
1974-75	12/23/74	A	BS	91-74
1974-75	2/3/75	H	BS	79-59
1975-76	12/20/75	A	BU	63-61
1975-76	2/2/76	H	BS	66-63
1976-77	12/18/76	A	BU	56-48
1976-77	1/3/77	H	BS	66-59
1977-78	11/30/77	A	BS	88-79
1978-79	12/2/78	A	BS	67-62
1978-79	1/15/79	H	BS	80-72
1979-80	12/5/79	H	BS	100-71
1980-81	1/5/81	A	BS	69-66
1981-82	1/4/82	H	BS	63-54
1982-83	1/3/83	A	BU	74-60
1983-84	12/16/83	H	BS	73-68
1984-85	12/29/84	A	BU	88-75
1985-86	12/7/85	H	BS	64-61
1986-87	12/6/86	A	BU	78-65
1986-87	12/13/86	H	BS	83-70
1987-88	12/21/87	H	BU	61-59
1988-89	1/21/89	A	BS	54-44
1989-90	12/23/89	H	BS	63-42
1990-91	12/22/90	A	BU	84-77
1991-92	12/23/91	H	BU	78-72
1992-93	12/23/92	A	BU	63-49
1993-94	11/30/93	H	BS	93-84
1994-95	12/10/94	A	BS	85-77
1995-96	12/2/95	H	BU	67-57
1996-97	12/7/96	A	BS	71-67
1997-98	11/22/97	H	BS	58-46
1998-99	12/12/98	A	BU	61-48
1999-00	12/11/99	H	BS	80-70
2000-01	11/27/00	A	BU	71-48
2001-02	12/19/01	H	BU	75-66
2002-03	11/30/02	A	BU	71-45
2003-04	12/3/03	H	BS	63-61
2004-05	12/22/04	A	BU	74-68
2005-06	12/3/05	H	BU	64-53
2006-07	12/6/06	A	BU	65-41
2007-08	11/9/07	H	BU	61-45
2008-09	11/19/08	A	BU	64-55
2009-10	12/2/09	H	BU	59-38
2010-11	11/20/10	A	BU	88-55
2011-12	12/10/11	H	BS	58-55
2012-13	12/1/12	A	BU	67-53

ALL-TIME SERIES RESULTS

2013-14	11/23/13	H	BU	59-58
<i>At BSU: BSU leads 29-24</i>				
<i>At Butler: Butler leads 43-9</i>				
<i>At Worthen Arena: Series tied 5-5</i>				

Calumet College (BSU leads 1-0)

2011-12	11/27/11	H	BS	74-39
<i>At Worthen Arena: BSU leads 1-0</i>				

Cal St.-Los Angeles (Series tied 1-1)

1970-71	12/21/70	A	CS	87-85
1972-73	12/30/72	H	BS	81-79
<i>At BSU: BSU leads 1-0</i>				
<i>At CSLA: CSLA leads 1-0</i>				

Cal St.-Sacramento (BSU leads 2-0)

1991-92	12/28/91	A	BS	83-60
1991-92	1/13/92	H	BS	87-66
<i>At BSU: BSU leads 1-0</i>				
<i>At CSS: BSU leads 1-0</i>				

Campbell (BSU leads 1-0)

1990-91	11/30/90	H	BS	85-55
<i>At BSU: BSU leads 1-0</i>				

Capital (BSU leads 1-0)

1972-73	12/9/72	H	BS	92-65
<i>At BSU: BSU leads 1-0</i>				

Cardinal Stritch (BSU leads 2-0)

1988-89	11/29/88	H	BS	95-53
1989-90	12/21/89	H	BS	116-52
<i>At BSU: BSU leads 2-0</i>				

Centenary (CU leads 2-1)

1931-32	1/6/32	H	BS	32-18
1932-33	1/3/33	H	CU	24-19
1933-34	1/3/34	H	CU	34-29
<i>At BSU: CU leads 2-1</i>				

Central Michigan (BSU leads 68-37)

1955-56	2/4/56	H	BS	97-85
1956-57	12/10/56	A	BS	79-56
1960-61	12/30/60	A	CM	82-67
1961-62	12/29/61	N	BS	83-71
1967-68	12/5/67	H	BS	76-72
1968-69	12/3/68	A	CM	76-73
1969-70	2/24/70	A	CM	82-78
1970-71	1/16/71	A	CM	93-67
1971-72	12/8/71	H	CM	89-83
1972-73	12/6/72	A	CM	101-87
1973-74	12/22/73	H	BS	98-94
1974-75	12/21/74	A	CM	101-77
1975-76	1/28/76	A	CM	66-64
1975-76	3/3/76	H	BS	76-63
1976-77	2/9/77	A	CM	85-72
1976-77	1/5/77	H	CM	71-69
1977-78	1/14/78	H	BS	74-73
1977-78	2/18/78	A	CM	91-84
1978-79	1/10/79	H	BS	78-74
1978-79	2/7/79	A	CM	100-80
1979-80	2/2/80	H	BS	84-67
1980-81	1/31/81	H	BS	76-69
1980-81	2/28/81	A	CM	84-83+
1981-82	1/23/82	H	BS	79-63
1981-82	2/20/82	A	CM	83-79
1982-83	1/29/83	H	BS	69-57
1982-83	2/26/83	A	BS	67-64
1983-84	1/11/84	H	CM	81-79
1983-84	2/8/84	A	CM	78-68
1984-85	1/2/85	A	CM	78-75
1984-85	3/2/85	H	BS	93-78

1985-86	1/25/86	H	BS	58-56
1985-86	2/22/86	A	BS	71-68
1986-87	1/7/87	H	BS	81-79
1986-87	2/4/87	A	CM	80-57
1987-88	1/20/88	A	CM	72-51
1987-88	2/17/88	H	BS	54-51
1988-89	1/11/89	H	BS	77-56
1988-89	2/8/89	A	BS	66-65
1989-90	1/3/90	A	BS	83-60
1989-90	3/3/90	H	BS	84-57
1989-90	3/11/90	N	BS	78-56
1990-91	1/26/91	H	BS	59-56
1990-91	2/23/91	A	BS	70-58
1990-91	3/8/91	N	BS	77-69
1991-92	1/25/92	A	BS	73-66
1991-92	2/22/92	H	BS	75-55
1991-92	3/12/92	N	BS	79-65
1992-93	1/16/93	H	BS	73-48
1992-93	2/13/93	A	BS	84-81
1993-94	1/8/94	A	BS	69-65
1993-94	2/5/94	H	BS	84-50
1994-95	1/18/95	A	BS	85-68
1994-95	2/15/95	H	BS	84-54
1995-96	1/17/96	H	BS	82-69
1995-96	2/14/96	A	BS	82-75
1996-97	1/15/97	A	CM	81-61
1996-97	2/12/97	H	BS	88-69
1997-98	12/29/97	H	BS	99-58
1997-98	2/23/98	A	CM	73-71
1998-99	1/7/99	A	CM	70-68
1998-99	2/13/99	H	BS	69-63
1999-00	1/22/00	H	BS	88-69
1999-00	2/24/00	A	BS	91-80
2000-01	2/7/01	A	CM	59-54
2000-01	2/21/01	H	BS	98-69
2001-02	1/9/02	H	BS	89-77
2001-02	3/2/02	A	BS	81-77
2002-03	2/19/03	A	CM	94-92
2002-03	3/8/03	H	CM	86-66
2003-04	1/14/04	H	BS	90-75
2003-04	3/6/04	A	CM	94-89+
2004-05	2/3/05	A	BS	69-56
2005-06	1/24/06	H	BS	68-41
2005-06	2/15/06	A	BS	63-60
2006-07	1/19/07	A	BS	64-57
2006-07	2/22/07	H	CM	61-59
2007-08	1/13/08	H	BS	82-71
2007-08	2/20/08	A	CM	63-58
2008-09	1/17/09	A	CM	71-65
2008-09	2/25/09	H	BS	53-44
2008-09	3/12/09	N	BS	64-61+
2009-10	1/13/10	A	CM	53-38
2009-10	2/17/10	H	BS	69-63
2010-11	1/15/11	H	BS	64-55
2010-11	2/26/11	A	BS	65-58
2011-12	1/18/12	A	BS	73-52
2011-12	2/29/12	H	BS	71-52
2012-13	1/19/13	A	CM	71-57
2012-13	2/27/13	H	BS	95-90
2013-14	2/19/14	A	CM	101-95+++
2013-14	3/1/14	H	BS	74-71
2014-15	1/10/15	H	BS	83-65
2014-15	2/21/15	A	CM	83-60
2015-16	2/13/16	A	BS	75-63
2015-16	3/1/16	H	CM	65-57
2016-17	1/17/17	H	BS	98-83
2016-17	2/18/17	A	BS	109-100+
2017-18	1/16/18	H	BS	82-76
2017-18	2/27/18	A	CM	75-51
2018-19	1/19/19	A	BS	83-72
2018-19	2/23/19	H	CM	64-57
2019-20	1/25/20	A	CM	71-66

2019-20	3/3/20	H	BS	85-68
2020-21	2/27/21	H	BS	97-91
<i>At BSU: BSU leads 42-7</i>				
<i>At CMU: CMU leads 30-21</i>				
<i>At Neutral Sites: BSU leads 5-0</i>				
<i>At Worthen Arena: BSU leads 25-4</i>				

Central Normal (BSU leads 22-19)

1920-21	1/7/21	H	CN	23-16
1921-22	2/10/22	A	BS	24-15
1921-22	3/4/22	H	BS	31-21
1922-23	1/10/23	H	BS	31-26
1922-23	2/2/23	A	CN	39-29
1923-24	12/14/23	A	CN	22-16
1923-24	1/9/24	H	CN	49-12
1924-25	1/6/25	H	CN	35-18
1924-25	1/30/25	A	BS	30-23
1925-26	12/17/25	H	CN	37-13
1926-27	1/7/27	A	CN	24-20+
1926-27	1/14/27	H	BS	36-30
1927-28	1/13/28	H	BS	25-18
1927-28	1/31/28	H	CN	32-22
1928-29	1/8/29	H	CN	33-29
1928-29	1/31/29	A	CN	26-24
1929-30	1/21/30	A	CN	25-17
1929-30	1/29/30	H	CN	28-22
1930-31	1/21/31	H	CN	35-23
1930-31	2/22/31	A	CN	15-12
1931-32	12/17/31	A	CN	18-16
1931-32	12/18/32	H	BS	38-25
1932-33	12/15/32	H	BS	27-18
1932-33	1/19/33	A	CN	33-20
1933-34	1/30/34	H	BS	27-25
1935-36	3/12/36	N	CN	46-23
1937-38	12/22/37	A	BS	48-27
1937-38	3/2/38	H	BS	57-41
1938-39	1/23/39	A	BS	43-36
1938-39	2/11/39	H	BS	41-18
1944-45	1/31/45	A	CN	44-41
1944-45	2/17/45	H	BS	48-45
1945-46	1/12/46	A	CN	58-33
1945-46	1/24/46	H	BS	47-35
1946-47	12/9/46	H	BS	52-51
1946-47	2/13/47	A	BS	43-41
1947-48	12/6/47	A	BS	48-47
1947-48	2/12/48	H	BS	55-43
1948-49	1/26/49	A	BS	60-55
1949-50	2/23/50	H	BS	69-53
1950-51	1/17/51	H	BS	72-71

At BSU: BSU leads 15-8
At CN: CN leads 10-7
At Neutral Sites: CN leads 1-0

Chaminade (BSU leads 1-0)

1999-00	12/21/99	H	BS	101-79
<i>At Worthen Arena: BSU leads 1-0</i>				

Chicago State (BSU leads 5-0)

1990-91	12/29/90	H	BS	104-70
1991-92	2/8/92	A	BS	68-55
1992-93	12/14/92	H	BS	75-69
2011-12	12/31/11	H	BS	86-58
2015-16	12/31/15	H	BS	73-48
<i>At BSU: BSU leads 4-0</i>				
<i>At Chicago State: BSU leads 1-0</i>				
<i>At Worthen Arena: BSU leads 3-0</i>				

Cincinnati (UC leads 4-1)

1954-55	1/26/55	A	UC	113-65
1956-57	2/2/57	A	UC	90-73
1972-73	1/20/73	A	UC	104-77
1973-74	1/16/74	H	BS	99-82

ALL-TIME SERIES RESULTS

1990-91 3/13/91 A UC 82-55
 At BSU: BSU leads 1-0
 At Cincinnati: UC leads 4-0

Cleveland State (CSU leads 4-2)

1972-73 12/16/72 A CS 87-85
 1973-74 1/19/74 H BS 93-87
 1974-75 1/18/75 A CS 93-78
 1975-76 12/17/75 H BS 77-69
 2012-13 11/28/12 H CS 69-63
 2013-14 11/30/13 A CS 78-55

At BSU: BSU leads 2-1
 At Cleveland State: CSU leads 3-0
 At Worthen Arena: CSU leads 1-0

Coastal Carolina (BSU leads 1-0)

1996-97 11/29/96 H BS 93-58
 At Worthen Arena: BSU leads 1-0

Colorado State (CSU leads 1-0)

1973-74 12/29/73 A CS 94-67
 At Colorado State: CSU leads 1-0

Columbia (Columbia leads 1-0)

2015-16 3/23/16 A CU 69-67
 At Columbia: Columbia leads 1-0

Concordia (BSU leads 3-2)

1922-23 1/27/23 A BS 28-27
 1923-24 1/19/24 H CU 44-25
 1923-24 2/23/24 A CU 43-17
 1927-28 12/3/27 A BS 37-31
 1928-29 12/15/28 A BS 47-35

At BSU: CU leads 1-0
 At Concordia: BSU leads 3-1

Connecticut (UC leads 1-0)

2003-04 12/28/03 A UC 101-62
 At UConn: UConn leads 1-0

Coppin State (BSU leads 3-1)

1989-90 12/2/89 H BS 71-66
 1994-95 12/30/94 N CS 76-75
 1995-96 12/27/95 H BS 78-55
 2016-17 11/21/16 N BS 79-77

At BSU: BSU leads 2-0
 At Neutral Sites: Series tied 1-1
 At Worthen Arena: BSU leads 1-0

Cornell (BSU leads 1-0)

1999-00 12/3/99 H BS 73-65
 At Worthen Arena: BSU leads 1-0

Danville (Series tied 1-1)

1925-26 1/29/26 H DA 30-23
 1927-28 12/29/27 A BS 35-32

At BSU: Danville leads 1-0
 At Danville: BSU leads 1-0

Dayton (Dayton leads 6-1)

1920-21 2/11/21 A UD 38-10
 1921-22 1/14/22 H BS 25-15
 1957-58 12/7/57 A UD 58-41
 1958-59 12/6/58 A UD 75-43
 2002-03 12/17/02 A UD 80-65
 2009-10 1/5/10 A UD 59-35
 2017-18 11/10/17 A UD 78-77

At BSU: BSU leads 1-0
 At Dayton: Dayton leads 6-0

Defiance (BSU leads 4-0)

1926-27 12/21/26 A BS 37-25

1926-27 12/30/26 H BS 45-12
 1927-28 12/10/27 H BS 51-24
 2019-20 11/5/19 H BS 87-43

At BSU: BSU leads 3-0
 At Defiance: BSU leads 1-0

Delaware State (BSU leads 2-0)

1985-86 12/18/85 H BS 91-69
 2018-19 12/29/18 H BS 116-57

At BSU: BSU leads 2-0

DePaul (DU leads 2-1)

1978-79 2/14/79 H DU 85-76
 1979-80 1/7/80 A DU 96-79
 2010-11 12/11/10 A BS 79-77+

At BSU: DePaul leads 1-0
 At DePaul: Series tied 1-1

DePauw (BSU leads 36-34)

1927-28 1/18/28 A DU 23-15
 1927-28 2/23/28 H BS 29-28
 1930-31 1/8/31 H BS 37-23
 1930-31 3/4/31 A DU 25-21
 1933-34 12/5/33 A BS 21-20
 1933-34 2/17/34 H DU 23-17
 1934-35 1/5/35 H BS 35-31
 1934-35 1/23/35 H BS 22-18
 1935-36 1/9/36 H BS 36-16
 1935-36 2/13/36 A BS 36-25
 1936-37 2/15/37 H DU 27-25
 1936-37 3/2/37 A BS 35-26
 1937-38 1/15/38 H BS 40-33
 1937-38 2/8/38 A BS 34-25
 1938-39 1/25/39 H BS 48-40
 1939-40 1/22/40 A BS 40-36
 1939-40 2/17/40 H BS 43-41
 1940-41 1/9/41 A DU 41-36
 1941-42 1/8/42 H DU 38-30
 1942-43 1/26/43 A DU 62-50
 1945-46 1/17/46 H BS 34-32
 1945-46 2/14/46 A DU 42-40
 1946-47 12/14/46 H DU 62-54
 1946-47 1/7/47 A DU 55-49
 1947-48 1/10/48 A DU 58-55
 1947-48 2/18/48 H BS 48-46
 1948-49 12/11/48 H BS 60-41
 1948-49 1/18/49 A DU 75-65
 1949-50 12/13/49 A DU 62-47
 1949-50 2/11/50 H BS 63-57
 1950-51 12/13/50 H DU 52-46
 1950-51 2/10/51 A DU 55-37
 1951-52 12/12/51 A DU 60-53
 1951-52 1/30/52 H BS 72-65
 1952-53 12/11/52 H BS 81-72
 1952-53 1/20/53 A DU 81-74
 1953-54 12/9/53 A DU 82-72
 1953-54 2/10/54 H BS 98-87
 1954-55 12/8/54 A DU 67-56
 1954-55 2/9/55 H BS 75-62
 1955-56 12/7/55 H DU 87-72
 1955-56 2/8/56 A DU 86-70
 1956-57 12/6/56 A DU 89-67
 1956-57 2/13/57 H BS 96-76
 1957-58 12/19/57 H BS 66-45
 1957-58 2/12/58 A BS 77-66
 1958-59 12/11/58 A BS 74-60
 1958-59 2/11/59 H BS 86-74
 1959-60 12/10/59 H DU 84-79
 1959-60 2/10/60 A DU 80-72
 1960-61 12/8/60 A DU 82-64
 1960-61 2/8/61 H BS 99-93
 1961-62 12/7/61 H DU 73-68
 1961-62 2/7/62 A DU 75-67

1962-63 1/3/63 H BS 77-61
 1962-63 2/16/63 A BS 87-76
 1963-64 2/15/64 A BS 93-81
 1963-64 2/29/64 H BS 98-78
 1964-65 2/10/65 H BS 85-73
 1964-65 3/6/65 A DU 86-82
 1965-66 1/5/66 H BS 89-77
 1965-66 2/5/66 A BS 106-72
 1966-67 1/7/67 A DU 92-91
 1966-67 2/8/67 H DU 81-71
 1967-68 1/6/68 H BS 84-77
 1967-68 2/7/68 A DU 90-79
 1968-69 1/29/69 A DU 122-99
 1968-69 2/22/69 H DU 83-64
 1969-70 12/15/69 H BS 94-85
 1969-70 1/28/70 A DU 101-84

At BSU: BSU leads 26-10
 At DePauw: DePauw leads 24-10

Detroit (Series tied 2-2)

1977-78 12/17/77 A UD 103-70
 1978-79 12/16/78 H BS 82-81
 2003-04 2/21/04 H UD 70-49
 2004-05 11/27/04 A BS 59-44

At BSU: BSU tied 1-1
 At Detroit: BSU tied 1-1

Drake (Drake leads 1-0)

1983-84 11/28/83 A DU 62-60
 At Drake: Drake leads 1-0

Drexel (Drexel leads 2-1)

1983-84 12/19/83 H BS 65-60
 2004-05 2/19/05 H DU 74-70
 2005-06 12/20/05 A DU 56-51

At BSU: BSU tied 1-1
 At Drexel: Drexel leads 1-0
 At Worthen Arena: Drexel leads 1-0

Drury (BSU leads 1-0)

1937-38 12/15/37 H BS 37-28
 At BSU: BSU leads 1-0

Dubuque (BSU leads 1-0)

1970-71 1/5/71 H BS 95-70
 At BSU: BSU leads 1-0

Duke (BSU leads 1-0)

2001-02 11/21/01 N DU 83-71
 At Neutral Site: BSU leads 1-0

Earlham (BSU leads 30-10)

1923-24 1/12/24 H EC 33-15
 1923-24 2/12/24 A EC 25-20
 1924-25 2/13/25 A EC 33-18
 1924-25 2/28/25 H EC 38-22
 1925-26 2/5/26 H BS 25-24
 1925-26 2/27/26 A EC 30-28
 1934-35 12/15/34 A BS 31-20
 1934-35 2/27/35 H BS 34-23
 1935-36 2/10/36 H BS 47-31
 1935-36 2/29/36 A BS 40-34
 1936-37 1/18/37 A BS 47-31
 1936-37 2/3/37 H BS 42-37
 1937-38 1/17/38 H BS 36-28
 1937-38 2/28/38 A BS 37-33
 1938-39 12/12/38 A BS 28-26
 1938-39 2/20/39 H BS 43-42
 1939-40 12/21/39 H BS 48-32
 1939-40 2/24/40 A BS 69-21
 1940-41 12/16/40 H BS 55-43
 1940-41 2/15/41 A EC 45-44

ALL-TIME SERIES RESULTS

1941-42	12/8/41	A	BS	42-40
1942-43	2/4/43	H	BS	50-33
1944-45	1/11/45	H	BS	62-48
1944-45	2/21/45	A	EC	47-45
1945-46	12/17/45	H	BS	57-37
1945-46	1/29/46	A	EC	60-56
1946-47	1/14/47	A	BS	51-31
1946-47	2/6/47	H	BS	47-35
1947-48	1/8/48	H	BS	64-36
1948-49	1/3/49	A	BS	54-48
1949-50	1/2/50	H	BS	70-38
1950-51	1/3/51	A	EC	63-62
1951-52	11/29/51	H	BS	72-59
1952-53	11/25/52	A	BS	82-74
1954-55	12/30/54	A	BS	101-70
1955-56	12/30/55	H	BS	112-79
1959-60	1/23/60	A	EC	71-64
1960-61	1/21/61	H	BS	85-65/
1961-62	1/20/62	H	BS	93-52
1963-64	2/26/64	A	BS	86-68

At BSU: BSU leads 18-2

At EC: BSU leads 12-8

Eastern Illinois (BSU leads 17-5)

1941-42	12/12/41	A	BS	42-40
1944-45	2/3/45	H	BS	60-53
1948-49	1/8/49	A	EI	60-42
1949-50	1/14/50	H	EI	73-56
1959-60	12/14/59	A	EI	83-72
1960-61	1/10/61	H	BS	102-83
1961-62	12/19/61	A	BS	70-67
1962-63	12/8/62	H	BS	93-76
1965-66	12/8/65	H	BS	99-67
1965-66	1/18/66	A	EI	84-75
1966-67	1/31/67	A	BS	82-67
1967-68	1/31/68	H	BS	87-72
1968-69	1/7/69	A	BS	68-65
1969-70	1/20/70	H	BS	83-78
1982-83	12/18/82	H	BS	102-89
1983-84	12/7/83	A	BS	77-76+
1984-85	1/21/85	H	BS	74-73+
2008-09	11/15/08	H	BS	72-59
2010-11	11/14/10	H	BS	77-46
2010-11	12/8/10	A	BS	58-51
2014-15	12/3/14	A	EI	61-54
2015-16	11/16/15	H	BS	73-56

At BSU: BSU leads 11-1

At EIU: BSU leads 6-4

At Worthen Arena: BSU leads 3-0

Eastern Kentucky (EKU leads 7-1)

1967-68	12/28/67	H	EK	95-66
1968-69	11/30/68	A	EK	99-75
1978-79	11/27/78	A	EK	88-86
1979-80	12/15/79	H	EK	94-88
2007-08	2/23/08	A	EK	51-48
2008-09	12/13/08	H	EK	71-58
2015-16	11/20/15	A	EK	89-81
2016-17	12/10/16	H	BS	91-86+

At BSU: EKU leads 3-1

At EKU: EKU leads 4-0

At Worthen Arena: Series tied 1-1

Eastern Michigan (BSU leads 64-45)

1946-47	2/11/47	H	BS	73-32
1947-48	1/31/48	A	BS	64-38
1949-50	2/4/50	H	BS	66-41
1954-55	12/6/54	H	BS	83-78
1955-56	12/3/55	A	BS	77-61
1956-57	12/8/56	A	EM	85-83
1957-58	1/7/58	A	BS	74-63
1960-61	12/14/60	A	EM	86-81

1960-61	12/29/60	N	BS	79-70
1961-62	12/1/61	H	BS	90-58
1968-69	1/18/69	A	EM	86-79
1969-70	1/17/70	H	EM	104-95
1972-73	1/24/73	A	BS	97-91
1973-74	1/23/74	H	BS	83-82
1975-76	2/7/76	A	BS	84-78
1976-77	1/26/77	A	BS	86-64
1976-77	3/2/77	A	BS	77-61
1977-78	1/18/78	A	EM	86-77
1977-78	2/15/78	H	EM	66-64
1978-79	1/24/79	A	EM	87-82
1978-79	2/28/79	H	BS	69-67
1979-80	1/9/80	H	BS	73-58
1979-80	2/6/80	A	BS	70-69
1980-81	1/7/81	H	BS	85-72
1981-82	1/30/82	H	BS	72-69
1981-82	2/27/82	A	BS	54-51
1982-83	1/12/83	A	EM	89-75
1982-83	2/9/83	H	BS	72-58
1983-84	1/18/84	H	EM	58-54
1983-84	2/15/84	A	EM	65-58
1984-85	1/9/85	A	BS	81-79
1984-85	2/6/85	H	EM	82-80
1985-86	1/2/86	H	BS	70-59
1985-86	3/1/86	A	BS	81-80
1986-87	1/24/87	A	BS	84-72
1986-87	2/21/87	H	EM	76-71
1987-88	1/23/88	H	EM	72-71
1987-88	2/20/88	A	EM	77-68
1988-89	1/28/89	A	BS	68-66
1988-89	2/25/89	H	BS	76-63
1988-89	3/11/89	N	BS	77-76
1989-90	1/10/90	A	BS	85-67
1989-90	2/7/90	H	EM	58-57
1989-90	3/10/90	N	BS	69-58
1990-91	1/2/91	H	EM	68-59
1990-91	3/2/91	A	EM	69-59
1991-92	2/1/92	A	BS	73-54
1991-92	2/29/92	H	BS	61-54
1992-93	1/23/93	H	BS	66-62
1992-93	2/20/93	A	BS	77-57
1993-94	1/15/94	A	BS	69-65
1993-94	2/13/94	H	BS	78-61
1994-95	1/21/95	H	BS	67-63
1994-95	2/18/95	A	EM	75-72
1994-95	3/11/95	N	BS	77-70
1995-96	1/20/96	A	EM	109-102+
1995-96	2/17/96	H	EM	91-75
1995-96	3/8/96	N	EM	87-71
1996-97	1/25/97	A	EM	85-75
1996-97	2/22/97	H	BS	107-89
1996-97	3/4/97	A	EM	85-75
1997-98	1/14/98	A	EM	73-63
1997-98	2/11/98	H	EM	89-77
1997-98	3/3/98	N	EM	93-92+
1998-99	1/9/99	A	BS	59-42
1999-00	1/8/00	H	EM	98-93+++
1999-00	2/5/00	A	BS	78-58
2000-01	1/6/01	A	BS	69-66
2000-01	2/3/01	H	BS	75-69
2001-02	1/5/02	A	BS	63-45
2001-02	2/2/02	H	BS	90-56
2002-03	1/21/03	A	BS	91-90
2003-04	3/3/04	H	BS	75-47
2004-05	1/31/05	H	BS	96-86
2004-05	3/2/05	A	BS	71-56
2005-06	2/4/06	H	EM	56-43
2005-06	3/4/06	A	BS	89-77+
2006-07	1/13/07	H	EM	56-52
2006-07	2/25/07	A	EM	61-51
2006-07	3/7/07	N	EM	51-48

2007-08	1/19/08	H	BS	64-60
2007-08	3/1/08	A	EM	75-64
2007-08	3/12/08	N	EM	59-55
2008-09	1/10/09	A	BS	46-42
2008-09	3/8/09	H	EM	55-53+
2009-10	1/23/10	A	EM	57-53
2009-10	2/24/10	H	EM	72-67
2010-11	1/19/11	A	BS	60-51
2010-11	2/23/11	H	BS	64-49
2011-12	1/14/12	H	EM	51-48
2011-12	2/25/12	A	EM	61-50
2012-13	1/9/13	A	BS	60-58
2012-13	2/16/13	H	EM	56-50
2013-14	2/12/14	H	EM	73-62
2013-14	3/4/14	A	EM	72-58
2014-15	1/7/15	A	BS	60-59+
2014-15	3/3/15	H	EM	67-60
2015-16	1/23/16	A	BS	88-87++
2015-16	2/27/16	H	BS	115-79
2016-17	1/24/17	A	BS	88-80
2016-17	2/21/17	H	BS	79-72
2017-18	1/2/18	H	BS	72-62
2017-18	2/3/18	A	EM	58-41
2018-19	1/8/19	H	EM	84-82+
2018-19	3/5/19	A	EM	68-61
2018-19	3/11/19	A	BS	61-43
2019-20	1/14/20	A	BS	69-52
2019-20	2/22/20	H	BS	64-55
2020-21	3/2/21	H	BS	100-65

At BSU: BSU leads 28-20

At EMU: BSU leads 32-21

At Neutral Sites: Tied 4-4

At Worthen Arena: BSU leads 16-12

Elon (BSU leads 1-0)

2001-02	11/30/01	H	BS	106-65
---------	----------	---	----	--------

At Worthen Arena: BSU leads 1-0

Evansville (UE leads 40-15)

1929-30	1/3/30	A	BS	40-8
1929-30	2/1/30	H	BS	61-16
1930-31	2/7/31	H	BS	33-25
1931-32	1/23/32	H	BS	26-19
1932-33	1/12/33	H	BS	35-32
1933-34	1/13/34	A	UE	24-33
1933-34	2/24/34	H	UE	31-23
1934-35	2/9/35	A	UE	31-22
1934-35	2/15/35	H	UE	31-29
1951-52	1/10/52	H	BS	63-59
1951-52	1/26/52	A	UE	83-53
1952-53	1/10/53	A	UE	85-69
1952-53	1/24/53	H	BS	59-56
1953-54	1/9/54	A	BS	67-65
1953-54	1/23/54	H	UE	89-65
1954-55	1/8/55	A	UE	93-80
1954-55	1/22/55	H	UE	91-82
1955-56	1/7/56	H	UE	96-95
1955-56	1/21/56	A	UE	98-81
1956-57	1/10/57	H	BS	96-80
1956-57	1/26/57	A	UE	103-96
1957-58	1/9/58	H	UE	78-76
1957-58	1/25/58	A	UE	86-82
1958-59	1/8/59	H	UE	86-69
1958-59	1/24/59	A	UE	86-59
1959-60	1/7/60	H	UE	72-63
1959-60	1/30/60	A	UE	95-70
1960-61	1/5/61	H	UE	72-68
1960-61	1/28/61	A	UE	91-84
1961-62	1/4/62	H	BS	91-80
1961-62	1/27/62	A	UE	98-78
1962-63	1/19/63	H	UE	79-77
1962-63	1/26/63	A	UE	81-62

ALL-TIME SERIES RESULTS

1963-64	1/18/64	H	UE	98-92
1963-64	1/25/64	A	UE	90-83
1964-65	1/2/65	H	UE	108-92
1964-65	1/23/65	A	UE	117-81
1965-66	1/22/66	A	UE	105-85
1965-66	2/12/66	H	UE	89-88
1966-67	12/31/66	H	BS	90-87+
1966-67	1/21/67	A	UE	87-74
1967-68	1/20/68	H	BS	91-82
1967-68	2/20/68	A	UE	110-74
1968-69	1/25/69	A	UE	85-76
1968-69	2/19/69	H	UE	86-80
1969-70	1/24/70	A	UE	105-88
1969-70	2/18/70	H	BS	89-81
1970-71	1/2/71	A	UE	97-85
1970-71	1/23/71	H	UE	107-98
1978-79	1/31/79	H	BS	63-60
2007-08	11/24/07	H	UE	51-50
2008-09	12/06/08	A	UE	73-63
2018-19	11/24/18	H	BS	82-72
2018-19	12/9/18	A	UE	89-77
2019-20	11/9/19	A	UE	79-75

At BSU: UE leads 17-12

At UE: UE leads 24-2

At Worthen Arena: UE leads 2-0

Farleigh Dickinson (BSU leads 1-0)

1982-83	12/20/82	H	BS	85-80
---------	----------	---	----	-------

At BSU: BSU leads 1-0

Ferris State (BSU leads 1-0)

1980-81	12/1/80	H	BS	96-63
---------	---------	---	----	-------

At BSU: BSU leads 1-0

Florida A&M (BSU leads 3-0)

1988-89	12/3/88	H	BS	76-52
2011-12	1/4/12	H	BS	70-55
2017-18	12/29/17	H	BS	75-54

At BSU: BSU leads 3-0

At Worthen Arena: BSU leads 2-0

Florida International (BSU leads 2-0)

1988-89	12/21/88	A	BS	89-66
1989-90	1/13/90	H	BS	105-50

At BSU: BSU leads 1-0

At FIU: BSU leads 1-0

Fort Wayne (BSU leads 1-0)

1926-27	12/20/26	A	BS	42-18
---------	----------	---	----	-------

At BSU: BSU leads 1-0

Franklin (BSU leads 39-25)

1924-25	12/18/24	H	FC	40-19
1925-26	2/9/26	H	FC	38-19
1927-28	1/24/28	A	FC	38-34
1927-28	2/24/28	A	BS	40-38
1928-29	1/5/29	A	FC	40-25
1928-29	1/25/29	H	BS	39-35
1929-30	12/19/29	A	FC	38-26
1929-30	2/21/30	H	BS	29-25
1930-31	1/2/31	H	BS	41-40+
1930-31	1/29/31	A	BS	32-27
1931-32	1/9/32	H	FC	31-27
1931-32	3/2/32	A	BS	30-27
1932-33	1/5/33	A	FC	32-30
1932-33	2/25/33	H	BS	30-29
1933-34	1/19/34	H	BS	27-17
1933-34	2/20/34	A	FC	44-29
1934-35	12/20/34	A	FC	27-18
1934-35	1/19/35	H	BS	30-27
1935-36	12/19/35	H	BS	38-37
1935-36	1/31/36	A	FC	32-30

1936-37	12/17/36	H	BS	40-32
1936-37	1/16/37	H	BS	29-26
1937-38	1/5/38	A	FC	38-37
1937-38	2/22/38	H	BS	43-26
1938-39	1/31/39	A	FC	41-35
1938-39	2/18/39	H	FC	35-29
1939-40	2/2/40	A	BS	54-37
1939-40	2/21/40	H	FC	48-47
1940-41	12/11/40	A	FC	36-29
1940-41	2/18/41	H	BS	49-30
1941-42	1/31/42	H	BS	60-34
1941-42	2/10/42	A	FC	52-50
1942-43	1/7/43	A	BS	54-32
1942-43	2/17/43	H	FC	42-40
1944-45	1/27/45	H	BS	64-35
1944-45	2/14/45	A	BS	54-38
1945-46	2/1/46	A	FC	58-56
1945-46	2/12/46	H	FC	49-45
1946-47	1/18/47	H	BS	50-45
1946-47	1/31/47	A	FC	77-65
1947-48	1/17/48	H	FC	55-51
1947-48	2/20/48	A	BS	52-49
1948-49	12/16/48	H	BS	60-45
1948-49	2/15/49	A	BS	67-61
1949-50	2/18/50	A	FC	62-57
1950-51	2/22/51	H	BS	67-63
1951-52	2/28/52	H	FC	88-73
1952-53	2/26/53	H	BS	87-57
1953-54	11/24/53	H	BS	83-76
1955-56	12/15/55	H	BS	81-65
1955-56	1/31/56	A	BS	78-72
1956-57	12/1/56	A	BS	75-48
1956-57	1/22/57	H	BS	95-67
1957-58	12/14/57	H	BS	61-49
1957-58	1/21/58	A	BS	63-50
1958-59	12/13/58	A	FC	78-75
1958-59	1/20/59	H	BS	68-62
1959-60	12/12/59	H	BS	91-84
1960-61	1/31/61	A	FC	81-74
1961-62	1/31/62	H	BS	84-74
1962-63	1/30/63	A	BS	90-72
1963-64	1/29/64	H	BS	99-80
1964-65	1/27/65	H	BS	123-63
1969-70	12/3/69	H	BS	104-76

At BSU: BSU leads 27-9

At FC: FC leads 16-12

Georgetown (GU leads 2-0)

2006-07	11/27/06	A	GU	69-54
2007-08	11/21/07	H	GU	57-48

At GU: GU leads 1-0

At BSU: GU leads 1-0

At Worthen Arena: GU leads 1-0

George Williams (BSU leads 1-0)

1927-28	1/3/28	H	BS	44-19
---------	--------	---	----	-------

At BSU: BSU Leads 1-0

Georgia Southern (GSU leads 2-1)

1955-56	12/20/55	N	BS	93-87
1973-74	2/23/74	H	GS	82-77
1974-75	2/15/75	A	GS	88-75

At BSU: GSU leads 1-0

At GSU: GSU leads 1-0

At Neutral Sites: BSU leads 1-0

Georgia State (BSU leads 1-0)

1984-85	12/21/84	H	BS	115-58
---------	----------	---	----	--------

At BSU: BSU leads 1-0

Georgia Tech (BSU leads 1-0)

2019-20	12/18/19	A	BS	65-47
---------	----------	---	----	-------

At GT: BSU leads 1-0

Grambling State (BSU leads 3-0)

1989-90	12/30/89	N	BS	79-56
2012-13	11/11/12	H	BS	78-51
2014-15	11/24/14	H	BS	88-46

At BSU: BSU leads 2-0

At Neutral Site: BSU leads 1-0

At Worthen Arena: BSU leads 2-0

Grand Valley State (BSU leads 3-0)

1979-80	12/18/79	H	BS	78-77
1991-92	1/4/92	H	BS	87-53
1996-97	11/23/96	H	BS	72-68

At BSU: BSU leads 3-0

At Worthen Arena: BSU leads 1-0

Hanover (BSU leads 20-10)

1922-23	2/15/23	H	BS	37-20
1925-26	1/16/26	H	HC	23-22
1925-26	1/23/26	A	BS	19-16
1926-27	1/8/27	A	BS	26-18
1926-27	2/12/27	H	BS	36-22
1933-34	12/15/33	H	BS	40-26
1948-48	12/4/48	A	HC	57-48
1949-50	12/2/49	H	BS	64-60
1950-51	12/2/50	A	HC	64-58
1951-52	12/1/51	H	HC	62-61
1952-53	11/29/52	A	BS	81-79
1953-54	12/5/53	H	HC	69-68
1954-55	12/4/54	A	HC	73-72
1955-56	2/18/56	H	BS	100-76
1956-57	12/4/56	H	BS	106-79
1957-58	12/3/57	A	HC	77-59
1957-58	3/4/58	N	BS	75-70
1958-59	12/3/58	H	BS	72-60
1959-60	12/1/59	A	BS	73-71
1960-61	12/1/60	H	BS	82-78+
1962-63	12/18/62	A	BS	66-65
1963-64	12/17/63	H	BS	90-58
1964-65	12/15/64	H	BS	78-51
1965-66	12/14/65	A	BS	76-65
1966-67	12/19/66	A	HC	99-93
1967-68	12/18/67	H	BS	94-90+
1968-69	12/18/68	H	HC	87-80
1969-70	12/9/69	H	HC	87-80
1978-79	12/6/78	H	BS	66-50
1981-82	12/2/81	H	BS	62-55

At BSU: BSU leads 13-5

At HC: BSU leads 6-5

At Neutral Sites: BSU leads 1-0

Hardin Simmons (BSU leads 1-0)

1989-90	12/1/89	H	BS	98-70
---------	---------	---	----	-------

At BSU: BSU leads 1-0

Hawaii (UH leads 1-0)

1996-97	12/15/96	A	UH	83-75
---------	----------	---	----	-------

At Hawaii: Hawaii leads 1-0

Hillsdale (Series tied 1-1)

1978-79	12/19/78	H	HC	72-69
1980-81	12/6/80	H	BS	80-49

At BSU: BSU ties HC 1-1

Holy Cross (Ind.) (BSU leads 1-0)

2012-13	12/5/12	H	BS	76-57
---------	---------	---	----	-------

At BSU: BSU leads 1-0

At Worthen Arena: BSU leads 1-0

ALL-TIME SERIES RESULTS

Hope (HC leads 2-0)

1958-59	1/3/59	A	HC	94-69
1959-60	1/19/60	H	HC	86-81

At BSU: HC leads 1-0

At HC: HC leads 1-0

Houston Baptist (Series tied 1-1)

1975-76	12/29/75	A	HB	81-76
1977-78	11/26/77	H	BS	80-67

At BSU: BSU leads 1-0

At HPU: HBU leads 1-0

Howard (BSU leads 2-0)

2018-19	12/20/18	H	BS	98-71
2019-20	11/23/19	H	BS	100-69

At BSU: BSU leads 2-0

Huntington (BSU leads 8-3)

1921-22	2/2/22	A	HC	29-11
1921-22	2/22/22	H	HC	27-18
1924-25	1/17/25	H	BS	32-28
1925-26	12/22/25	H	BS	30-24
1925-26	3/5/26	A	HC	33-29
1926-27	12/10/26	A	BS	29-23
1926-27	2/26/27	H	BS	43-25
1927-28	12/2/27	H	BS	48-26
1927-28	1/14/28	H	BS	33-20
1928-29	12/14/28	H	BS	36-28
1928-29	2/15/29	A	BS	42-21

At BSU: BSU leads 6-1

At HC: BSU ties HC 2-2

Illinois (Illinois leads 2-0)

1988-89	3/18/89	N	UI	72-60
1995-96	12/9/95	A	UI	97-53

At Illinois: Illinois leads 1-0

At Neutral Site: Illinois leads 1-0

Illinois State (BSU leads 11-10)

1939-40	1/29/40	H	BS	45-33
1940-41	2/1/41	A	IS	40-26
1941-42	1/5/42	A	BS	27-24
1941-42	2/7/42	H	IS	63-48
1946-47	1/25/47	H	BS	45-39
1947-48	2/7/48	A	BS	65-62
1948-49	2/16/49	H	BS	73-52
1952-53	1/2/53	A	IS	75-61
1968-69	2/8/69	A	IS	98-81
1969-70	2/7/70	H	BS	107-98
1970-71	12/9/70	A	IS	90-80
1970-71	1/30/71	H	BS	99-81
1971-72	1/15/72	A	IS	99-92
1971-72	2/16/72	H	IS	98-71
1972-73	1/6/73	H	BS	92-75
1972-73	2/9/73	A	BS	94-86
1973-74	2/11/74	A	IS	83-77
1974-75	2/8/75	H	BS	77-65
2006-07	2/17/07	A	IS	70-57
2007-08	12/22/07	H	IS	65-49
2020-21	12/12/20	H	BS	82-66

At BSU: BSU leads 8-3

At ISU: ISU leads 7-3

At Worthen Arena: Series tied 1-1

Indiana (Indiana leads 20-1)

1934-35	12/7/34	A	IU	35-19
1935-36	12/6/35	A	IU	44-28
1936-37	2/1/37	H	IU	31-22
1937-38	12/11/37	H	BS	42-38
1938-39	12/5/38	A	IU	54-28
1945-46	2/19/46	A	IU	84-41
1959-60	12/5/59	A	IU	103-63

1971-72	12/1/71	A	IU	84-77
1972-73	1/3/73	A	IU	94-71
1973-74	12/15/73	H	IU	87-62
1980-81	11/29/80	A	IU	75-69
1982-83	11/27/82	A	IU	91-75
1983-84	12/29/83	N	IU	86-43
1998-99	12/28/98	N	IU	72-62
2000-01	12/9/00	A	IU	65-50+
2001-02	12/8/01	A	IU	74-61
2002-03	12/31/02	H	IU	76-62
2004-05	12/28/04	N	IU	71-59
2005-06	12/31/05	H	IU	80-56
2006-07	12/30/06	A	IU	71-57
2012-13	11/25/12	A	IU	101-53

At BSU: Indiana leads 4-1

At Indiana: Indiana leads 13-0

At Neutral Sites: Indiana leads 3-0

At Worthen Arena: Indiana leads 2-0

IU Kokomo (BSU leads 3-0)

2014-15	11/17/14	H	BS	101-62
2015-16	11/25/15	H	BS	90-54
2016-17	11/29/16	H	BS	92-52

At Worthen Arena: BSU leads 3-0

IUPUI (BSU leads 10-5)

2000-01	11/22/00	H	BS	73-65
2001-02	12/15/01	A	BS	103-81
2002-03	12/3/02	H	BS	85-69
2003-04	12/20/03	A	IP	78-60
2004-05	12/11/04	H	BS	80-73
2005-06	12/7/05	A	BS	53-50
2011-12	11/23/11	H	BS	69-62
2011-12	12/19/11	A	IP	66-57
2012-13	12/23/12	H	IP	77-68
2014-15	11/22/14	A	IP	71-69+
2015-16	12/1/15	H	BS	61-58
2016-17	12/3/16	H	IP	73-62
2017-18	12/2/17	H	BS	83-64
2018-19	12/1/18	A	BS	85-75
2019-20	12/7/19	H	BS	102-54

At BSU: BSU leads 7-2

At IUPUI: Series tied 3-3

At Worthen Arena: BSU leads 7-2

Indiana Dental (ID leads 2-0)

1920-21	2/4/21	A	ID	38-14
1921-22	12/15/21	H	ID	15-10

At BSU: ID leads 1-0

At ID: ID leads 1-0

Indiana Law (BSU leads 2-0)

1922-23	2/17/23	H	BS	55-14
1923-24	2/16/24	H	BS	44-21

At BSU: BSU leads 2-0

Indiana State (ISU leads 74-61)

1921-22	2/11/22	A	IS	47-12
1921-22	3/1/22	H	IS	31-30
1922-23	1/30/23	A	IS	37-29
1922-23	2/24/23	H	IS	65-19
1923-24	1/26/24	A	IS	24-13
1923-24	2/1/24	H	IS	42-22
1925-26	1/8/26	H	BS	51-26
1926-27	1/28/27	H	BS	20-18
1926-27	2/10/27	A	BS	31-29
1927-28	1/11/28	A	IS	31-18
1927-28	1/27/28	H	BS	43-24
1930-31	1/13/31	H	BS	42-30
1930-31	2/13/31	A	IS	27-19
1931-32	1/14/32	A	IS	22-21
1931-32	2/13/32	H	BS	32-23

1932-33	1/14/32	A	IS	22-21
1932-33	2/10/33	A	IS	33-23
1933-34	1/12/34	A	IS	33-15
1933-34	2/9/34	H	IS	32-20
1934-35	1/11/35	H	IS	23-21
1934-35	2/8/35	A	BS	37-35
1935-36	2/6/36	H	BS	34-32
1935-36	2/27/26	A	IS	36-28
1936-37	1/28/37	A	BS	35-25
1936-37	2/25/37	H	BS	43-30
1937-38	1/20/38	H	BS	54-21
1937-38	2/24/38	A	BS	58-34
1938-39	1/18/39	A	IS	30-28
1938-39	2/28/39	H	BS	38-31
1939-40	1/25/40	H	BS	41-40
1939-40	2/28/40	A	IS	36-31
1940-41	1/22/41	A	BS	27-26
1940-41	2/26/41	H	IS	49-35
1941-42	1/22/42	H	BS	47-44
1941-42	2/25/42	A	IS	38-30
1942-43	1/18/43	A	IS	43-24
1942-43	2/24/43	H	BS	38-34
1947-48	1/15/48	A	IS	68-47
1948-49	1/13/49	A	IS	62-46
1949-50	1/12/50	A	IS	69-48
1950-51	1/11/51	H	IS	62-53
1950-51	1/31/51	A	IS	80-56
1951-52	1/17/52	H	BS	66-60
1951-52	2/16/52	A	IS	72-51
1952-53	1/15/53	A	IS	63-61
1952-53	1/30/53	H	BS	80-61
1953-54	1/14/54	A	BS	72-67
1953-54	1/28/54	H	BS	73-59
1954-55	1/15/55	A	BS	71-66
1954-55	1/29/55	H	BS	75-71
1955-56	1/14/56	A	IS	85-74
1955-56	1/25/56	H	BS	79-63
1956-57	1/12/57	A	BS	80-65
1956-57	2/6/57	H	BS	67-60
1957-58	1/11/58	A	IS	75-55
1957-58	2/5/58	H	BS	73-70+
1958-59	1/10/59	H	IS	77-72
1958-59	2/4/59	A	IS	65-59
1959-60	1/9/60	A	BS	76-75
1959-60	2/3/60	H	IS	73-61
1960-61	1/7/61	A	IS	84-69
1960-61	1/24/61	H	BS	88-84
1961-62	1/6/62	H	IS	92-87
1961-62	1/23/62	A	BS	86-85
1962-63	2/6/63	A	IS	68-58
1962-63	2/23/63	H	BS	95-73
1963-64	2/5/64	A	BS	83-80
1963-64	2/22/64	H	BS	97-71
1964-65	1/6/65	A	IS	96-88+
1964-65	2/13/65	H	BS	79-75
1965-66	1/8/66	A	IS	99-87
1965-66	2/9/66	H	IS	75-73
1966-67	1/11/67	A	IS	106-101
1966-67	1/28/67	H	IS	96-95
1967-68	1/10/68	A	IS	94-81
1967-68	1/27/68	H	IS	96-81
1968-69	1/11/69	A	IS	85-70
1968-69	2/12/69	H	BS	87-79
1969-70	1/10/70	H	IS	95-78
1969-70	2/11/70	A	IS	92-83
1970-71	1/9/71	A	IS	106-87
1970-71	2/10/71	H	IS	74-67
1971-72	1/26/72	H	IS	80-78++
1971-72	2/9/72	A	IS	60-57
1972-73	2/3/73	A	IS	90-81+
1972-73	2/24/73	H	IS	78-72
1973-74	1/12/74	H	BS	98-82

ALL-TIME SERIES RESULTS

1973-74	1/26/74	A	IS	86-74
1974-75	1/11/75	H	BS	80-76
1974-75	2/1/75	A	IS	82-69
1975-76	12/13/75	N	BS	79-76
1976-77	12/11/76	H	IS	80-69
1977-78	12/29/77	A	IS	82-50
1978-79	12/12/78	H	IS	93-85
1979-80	12/22/79	A	IS	71-58
1980-81	12/13/80	H	BS	76-60
1981-82	12/8/81	A	IS	81-80
1982-83	12/1/82	H	BS	84-74
1983-84	12/3/83	A	IS	69-57
1984-85	12/15/84	H	IS	91-86
1985-86	12/11/85	A	BS	57-56
1986-87	12/3/86	H	IS	68-67
1987-88	11/30/87	A	BS	72-69
1988-89	12/7/88	H	BS	80-56
1989-90	12/5/89	A	IS	49-48
1990-91	12/4/90	H	BS	76-65
1991-92	12/17/91	A	BS	61-59
1992-93	12/9/92	H	BS	66-64
1993-94	12/22/93	A	IS	83-81+
1994-95	12/22/94	H	BS	88-80
1995-96	12/30/95	A	IS	78-66
1996-97	12/30/96	H	BS	93-77
1997-98	11/29/97	A	IS	66-57
1998-99	11/28/98	H	BS	70-63
1999-00	11/27/99	A	BS	64-55
2000-01	12/16/00	H	BS	80-74+
2001-02	12/22/01	A	BS	68-54
2002-03	12/14/02	H	BS	76-68
2003-04	12/13/03	A	IS	66-65
2004-05	12/18/04	H	BS	65-59
2005-06	12/10/05	A	IS	57-56
2006-07	12/2/06	H	BS	73-70+
2007-08	12/8/07	A	IS	59-48
2009-10	12/9/09	A	BS	68-63
2010-11	11/17/10	H	BS	75-60
2011-12	11/18/11	A	IS	57-50
2012-13	11/20/12	H	IS	68-48
2013-14	11/9/13	A	IS	82-73
2014-15	12/6/14	H	BS	70-63
2015-16	12/22/15	A	IS	73-61
2016-17	11/15/16	H	IS	80-74+
2017-18	11/25/17	A	BS	93-85
2018-19	11/6/18	H	BS	86-69
2019-20	11/17/19	N	BS	69-55
2020-21	12/19/20	A	IS	67-57

At BSU: BSU leads 41-23

At Indiana State: ISU leads 51-18

At Neutral Sites: BSU leads 2-0

At Worthen Arena: BSU leads 11-2

Indianapolis (BSU leads 29-20)

1924-25	1/23/25	A	BS	30-26
1924-25	2/25/25	H	BS	24-17
1925-26	1/22/26	A	BS	22-20
1925-26	2/19/26	H	BS	43-30
1926-27	12/16/26	H	BS	34-20
1926-27	1/21/27	A	UI	33-30
1927-28	12/15/27	H	BS	63-29
1927-28	2/10/28	A	BS	42-37
1928-29	2/2/29	H	BS	57-32
1928-29	2/9/29	A	UI	40-33
1929-30	12/14/29	H	BS	40-33
1929-30	2/24/30	A	BS	34-31
1930-31	12/6/30	H	BS	37-33
1930-31	1/10/31	A	BS	45-38
1931-32	12/12/31	A	BS	25-22
1931-32	2/2/32	H	UI	33-20
1932-33	12/9/32	H	UI	32-20
1932-33	2/7/33	A	BS	23-19

1933-34	1/23/34	A	UI	29-24
1933-34	2/13/34	H	BS	23-14
1934-35	1/16/35	A	BS	29-28
1934-35	1/26/35	H	UI	17-16
1935-36	12/14/35	A	UI	38-30
1935-36	1/28/35	H	BS	39-24
1936-37	12/10/36	H	BS	38-37
1936-37	1/23/37	A	UI	45-39
1937-38	12/7/37	H	UI	43-28
1937-38	2/17/38	A	BS	50-31
1938-39	12/10/38	H	BS	45-37
1938-39	3/1/39	A	UI	45-39
1939-40	12/14/39	A	BS	50-41
1939-40	2/10/40	H	UI	42-37
1940-41	12/7/40	A	UI	44-30
1940-41	2/8/41	H	UI	32-29
1941-42	1/10/42	A	UI	68-32
1941-42	2/14/42	H	UI	42-33
1942-43	1/30/43	H	UI	39-37
1948-49	12/7/48	H	BS	67-61
1949-50	12/6/49	A	UI	71-54
1950-51	12/21/50	H	UI	66-62
1951-52	12/8/51	A	UI	73-66
1952-53	12/18/52	H	BS	84-75
1975-76	11/29/75	H	BS	71-61
1976-77	12/3/76	H	BS	81-77
1977-78	12/14/77	H	UI	87-70
1978-79	11/29/78	H	BS	111-85
1979-80	12/12/79	H	BS	77-73
1980-81	12/3/80	H	BS	82-79
1981-82	12/5/81	H	BS	76-53

At BSU: BSU leads 19-10

At UI: BSU ties UI 10-10

Iowa State (ISU leads 1-0)

1983-84	12/30/83	N	IS	72-64
---------	----------	---	----	-------

At Neutral Site: ISU leads 1-0

Jackson State (Series tied 1-1)

1963-64	3/6/64	N	JS	92-71
2017-18	12/22/17	H	BS	70-54

At BSU: BSU leads 1-0

At Neutral Site: JSU leads 1-0

Jacksonville (BSU leads 1-0)

1998-99	12/5/98	H	BS	65-47
---------	---------	---	----	-------

At Worthen Arena: BSU leads 1-0

Jacksonville State (BSU leads 1-0)

2002-03	11/22/02	N	BS	72-64
---------	----------	---	----	-------

At Neutral Site: BSU leads 1-0

James Madison (JMU leads 2-0)

2013-14	12/30/13	A	JM	73-68
2014-15	12/17/14	H	JM	72-52

At Ball State: JMU leads 1-0

At James Madison: JMU leads 1-0

At Worthen Arena: JMU leads 1-0

Kalamazoo (BSU leads 1-0)

1959-60	12/30/59	H	BS	72-68
---------	----------	---	----	-------

At BSU: BSU leads 1-0

Kansas (Kansas leads 2-1)

1992-93	3/18/93	N	KU	94-72
2001-02	11/19/01	N	BS	93-91
2006-07	11/24/06	N	KU	64-46

At Neutral Sites: Kansas leads 2-1

Kent State (KSU leads 46-41)

1921-22	12/28/21	H	BS	44-27
1962-63	1/5/63	A	KS	61-58

1963-64	1/4/64	H	BS	98-69
1964-65	1/19/65	A	KS	103-78
1966-67	12/3/66	A	KS	95-74
1967-68	2/17/68	H	BS	75-65
1969-70	2/2/70	H	BS	91-86+
1970-71	2/2/71	A	KS	93-87
1971-72	1/17/72	H	BS	80-69
1974-75	12/19/74	A	KS	71-61
1974-75	2/5/75	H	BS	83-80
1975-76	1/10/76	H	KS	72-66
1975-76	2/14/76	A	BS	75-61
1976-77	1/12/77	A	BS	64-62
1976-77	3/5/77	A	BS	83-80
1977-78	2/6/78	H	BS	88-64
1978-79	1/20/79	H	BS	67-62
1978-79	2/24/79	A	KS	82-75
1979-80	1/12/80	H	KS	67-65+
1979-80	2/16/80	A	KS	74-68
1979-80	2/26/80	A	BS	73-71
1980-81	1/14/81	H	BS	63-53
1980-81	2/11/81	A	KS	74-67
1981-82	1/9/82	A	KS	57-55
1981-82	2/6/82	H	BS	84-68
1982-83	2/2/83	A	KS	99-83
1982-83	3/2/83	H	BS	93-65
1983-84	1/28/84	A	KS	56-55
1983-84	2/25/84	H	BS	75-74
1984-85	1/19/85	H	BS	80-74
1984-85	2/16/85	A	KS	99-88
1985-86	1/11/86	A	BS	70-61
1985-86	2/8/86	H	KS	70-65
1986-87	1/3/87	H	KS	81-79
1986-87	1/31/87	A	KS	86-82
1987-88	2/3/88	A	KS	67-64
1987-88	3/2/88	H	BS	67-53
1988-89	1/25/89	H	BS	78-62
1988-89	2/22/89	A	BS	73-61
1988-89	3/12/89	N	BS	67-65
1989-90	1/17/90	A	KS	71-68
1989-90	2/14/90	H	BS	77-50
1990-91	1/9/91	H	BS	61-57
1990-91	2/6/91	A	BS	55-53
1991-92	1/8/92	A	KS	73-54
1991-92	3/7/92	H	KS	57-54
1992-93	1/30/93	H	BS	59-51
1992-93	2/27/93	A	BS	77-63
1992-93	3/11/93	N	BS	77-57
1993-94	1/22/94	A	BS	68-63
1993-94	2/19/94	H	BS	77-57
1994-95	2/1/95	H	BS	81-58
1994-95	3/1/95	A	KS	92-75
1995-96	1/31/96	A	KS	95-85
1995-96	2/28/96	H	BS	66-52
1996-97	1/22/97	H	BS	78-75
1996-97	2/19/97	A	KS	73-58
1997-98	1/5/98	H	BS	81-60
1998-99	11/22/98	H	KS	73-60
1998-99	1/23/99	A	BS	58-56
1999-00	1/19/00	A	KS	77-55
2000-01	1/30/01	H	BS	76-71
2000-01	3/9/01	N	KS	67-55
2001-02	1/2/02	A	KS	81-54
2002-03	2/12/03	H	BS	83-75
2003-04	1/3/04	A	KS	70-67
2004-05	1/2/05	H	BS	76-67
2005-06	1/11/06	A	KS	84-71
2006-07	1/24/07	H	KS	60-54
2007-08	2/6/08	A	KS	64-61+
2008-09	2/7/09	H	KS	63-56
2009-10	2/10/10	A	KS	76-42
2010-11	1/27/11	H	KS	66-53
2010-11	3/11/11	N	KS	79-68

ALL-TIME SERIES RESULTS

2011-12	2/11/12	A	KS	76-55
2012-13	1/12/13	H	KS	61-47
2013-14	1/11/14	A	KS	86-74
2014-15	1/24/15	H	KS	63-52
2014-15	2/18/15	A	KS	58-53
2015-16	1/19/16	H	KS	76-68
2016-17	1/3/17	A	KS	100-90
2017-18	1/23/18	A	KS	88-80+
2017-18	2/9/18	H	BS	87-68
2017-18	3/8/18	N	KS	76-73
2018-19	2/2/19	H	KS	83-80+
2019-20	2/4/20	A	BS	62-54
2020-21	2/24/21	H	BS	90-71

At BSU: BSU leads 28-13

At KSU: KSU leads 30-11

At Neutral Sites: KSU leads 3-2

At Worthen Arena: BSU leads 11-9

Kentucky (UK leads 1-0)

2004-05	11/23/04	N	UK	73-53
---------	----------	---	----	-------

At Neutral Site: Kentucky leads 1-0

Kenyon (BSU leads 1-0)

1971-72	12/18/71	H	BS	107-80
---------	----------	---	----	--------

At BSU: BSU leads 1-0

Lehigh (Lehigh leads 1-0)

1987-88	12/5/87	N	LU	72-64
---------	---------	---	----	-------

At Neutral Site: Lehigh leads 1-0

Liberty (BSU leads 1-0)

1992-93	12/29/92	N	BS	90-80
---------	----------	---	----	-------

At Neutral Site: Liberty leads 1-0

Lindenwood (BSU leads 1-0)

1992-93	12/1/92	H	BS	81-57
---------	---------	---	----	-------

At Worthen Arena: BSU leads 1-0

Longwood (BSU leads 3-0)

2014-15	12/28/14	H	BS	69-64
2015-16	11/21/15	N	BS	78-67
2016-17	12/19/16	H	BS	61-45

At Worthen Arena: BSU leads 2-0

At Neutral Site: BSU leads 1-0

Louisiana Tech (Series tied 1-1)

1982-83	12/21/82	H	BS	81-77
1984-85	12/10/84	A	LT	73-59

At BSU: BSU leads 1-0

At LT: LT leads 1-0

Louisville (Series tied 1-1)

1977-78	2/23/78	A	UL	104-84
1989-90	3/17/90	N	BS	69-67

At Louisville: Louisville leads 1-0

At Neutral Site: BSU leads 1-0

Loyola Chicago (Series tied 1-1)

2018-19	12/5/18	A	BS	75-69
2019-20	12/3/19	H	LC	70-58

At BSU: LUC leads 1-0

At LUC: BSU leads 1-0

LSU (BSU leads 1-0)

2001-02	3/19/02	A	BS	75-65
---------	---------	---	----	-------

At LSU: BSU leads 1-0

Lynn (BSU leads 1-0)

1994-95	11/28/94	H	BS	111-79
---------	----------	---	----	--------

At Worthen Arena: BSU leads 1-0

Manchester (BSU leads 42-31)

1920-21	1/14/21	A	MC	27-24
1920-21	1/22/21	H	BS	27-23
1921-22	1/6/22	A	MC	35-15
1921-22	2/3/22	H	BS	29-20
1922-23	1/26/23	A	MC	44-28
1922-23	2/28/23	H	BS	31-20
1923-24	1/4/23	A	MC	28-18
1923-24	2/9/24	H	BS	32-24
1924-25	1/3/25	A	MC	49-19
1924-25	2/7/25	H	BS	25-23+
1925-26	12/10/25	H	MC	25-12
1925-26	2/20/26	A	MC	56-28
1926-27	2/5/27	A	MC	35-34
1926-27	2/18/27	H	MC	31-26
1927-28	1/14/28	H	BS	39-25
1927-28	2/2/28	H	MC	55-37
1927-28	2/18/28	A	BS	43-41
1928-29	1/12/29	H	MC	35-29
1928-29	2/16/29	A	MC	56-33
1929-30	1/15/30	A	MC	29-23
1929-30	2/8/30	H	BS	34-19
1931-32	2/17/32	H	BS	41-31
1931-32	2/27/32	A	BS	34-26
1932-33	1/25/33	H	BS	26-24
1932-33	3/1/33	A	MC	24-18
1933-34	2/3/34	A	BS	33-28
1933-34	2/28/34	H	BS	25-18
1934-35	2/5/35	H	BS	30-28
1934-35	2/22/35	A	MC	16-14
1935-36	1/18/36	A	BS	40-38
1935-36	2/18/36	H	BS	36-29
1936-37	1/12/37	H	MC	35-33
1936-37	2/5/37	A	BS	47-37
1937-38	1/29/38	A	BS	47-42
1937-38	2/15/38	H	BS	58-42
1938-39	1/10/39	H	MC	48-46
1938-39	2/7/39	A	MC	48-41
1939-40	1/10/40	H	BS	53-28
1939-40	2/13/40	A	MC	49-44
1940-41	1/11/41	H	BS	53-28
1940-41	2/5/41	A	BS	34-32
1941-42	1/13/42	H	MC	53-51
1941-42	2/4/42	A	MC	39-35
1942-43	1/12/43	A	MC	40-32
1942-43	2/9/43	H	MC	56-54
1944-45	12/9/44	A	BS	56-45
1944-45	1/17/45	H	BS	62-29
1945-46	12/10/45	H	BS	61-39
1945-46	1/22/46	A	BS	52-32
1946-47	12/18/46	A	BS	35-33
1946-47	2/17/47	H	MC	48-45
1947-48	12/18/47	H	BS	79-48
1947-48	2/14/48	A	MC	60-57
1948-49	1/29/49	H	BS	69-56
1948-49	2/12/49	A	BS	81-69
1949-50	1/28/50	A	MC	66-63
1949-50	2/21/50	H	BS	73-66
1950-51	1/24/51	A	BS	57-43
1950-51	2/15/51	H	MC	63-58
1951-52	1/22/52	H	BS	71-63
1951-52	2/20/52	A	BS	84-70
1952-53	12/13/52	A	MC	90-87
1952-53	2/18/53	H	BS	73-68
1953-54	1/19/54	A	BS	81-64
1954-55	1/18/55	H	MC	82-80
1956-57	1/29/57	A	BS	77-68
1957-58	1/28/58	H	BS	83-67
1958-59	2/17/59	A	MC	86-60
1959-60	2/16/60	H	MC	107-91
1963-64	12/4/63	H	BS	107-81
1974-75	1/3/75	H	BS	88-62

1993-94	11/27/93	H	BS	84-73
---------	----------	---	----	-------

2009-10	12/31/09	H	BS	69-55
---------	----------	---	----	-------

At BSU: BSU leads 27-12

At MC: MC leads 19-15

At Worthen Arena: BSU leads 2-0

Marist (BSU leads 1-0)

1992-93	12/28/92	N	BS	78-64
---------	----------	---	----	-------

At Neutral Site: BSU leads 1-0

Marquette (MU leads 1-0)

2013-14	12/17/13	A	MU	91-53
---------	----------	---	----	-------

At Marquette: Marquette leads 1-0

Marshall (BSU leads 6-5)

1997-98	1/10/98	A	BS	86-78
1997-98	1/29/98	H	BS	90-82
1997-98	2/28/98	H	BS	93-76
1998-99	2/3/99	A	MU	73-66
1999-00	1/24/00	A	MU	85-73
2000-01	1/24/01	H	MU	77-72
2000-01	3/8/01	N	BS	84-81
2001-02	1/29/02	A	MU	98-95++
2002-03	1/28/03	H	BS	96-75
2003-04	2/24/04	A	BS	79-78
2004-05	2/6/05	H	MU	90-81

At Worthen Arena: BSU leads 3-2

At Marshall: Marshall leads 3-2

At Neutral Sites: BSU leads 1-0

Maryland (Maryland leads 1-0)

1976-77	11/30/76	A	UM	86-70
---------	----------	---	----	-------

At Maryland: Maryland leads 1-0

Md.-Eastern Shore (BSU leads 2-0)

1992-93	12/4/92	H	BS	67-47
2009-10	12/28/09	H	BS	56-47

At Worthen Arena: BSU leads 2-0

Meadow Gold (MGU leads 1-0)

1922-23	1/20/23	H	MG	27-25
---------	---------	---	----	-------

At BSU: BSU leads 1-0

Memphis (UM leads 5-0)

1981-82	2/8/82	A	UM	75-64
1982-83	12/4/82	A	UM	104-81
1985-86	3/13/86	N	UM	95-63
1989-90	12/29/89	N	UM	76-73+
1997-98	3/11/98	A	UM	90-67

At Memphis: Memphis leads 3-0

At Neutral Sites: Memphis leads 2-0

Mercer (BSU leads 2-0)

1976-77	12/22/76	A	BS	70-67
1977-78	1/2/78	A	BS	83-79

At Mercer: BSU leads 2-0

Miami University (Miami leads 66-41)

1935-36	12/17/35	H	BS	29-22
1942-43	12/17/42	H	BS	44-37
1945-46	12/20/45	H	MU	52-36
1945-46	2/4/46	A	MU	59-53
1946-47	1/22/47	A	MU	70-53
1947-48	2/4/48	H	BS	53-51
1948-49	2/2/49	A	MU	66-58
1949-50	2/2/50	H	BS	69-44
1953-54	12/18/53	A	MU	89-76
1963-64	12/7/63	A	MU	86-80
1964-65	12/29/64	H	MU	107-78
1965-66	12/18/65	A	MU	94-73
1966-67	12/17/66	H	MU	69-65
1967-68	12/2/67	A	MU	107-100+

ALL-TIME SERIES RESULTS

1968-69	12/21/68	H	MU	84-67
1969-70	12/6/69	A	MU	81-65
1970-71	12/16/70	H	MU	70-53
1971-72	1/29/72	A	MU	68-65
1972-73	12/20/72	H	MU	88-82
1973-74	2/6/74	A	MU	101-81
1974-75	12/11/74	H	MU	65-54
1975-76	1/21/76	A	MU	97-75
1975-76	2/25/76	H	MU	81-63
1976-77	1/8/77	A	MU	93-60
1976-77	2/12/77	H	MU	87-70
1977-78	12/10/77	A	MU	73-68+
1977-78	3/4/78	H	MU	74-67
1978-79	1/27/79	A	BS	75-74
1979-80	1/19/80	A	BS	71-57
1979-80	2/23/80	H	BS	93-71
1980-81	1/21/81	A	BS	80-69
1980-81	2/18/81	H	BS	77-75
1981-82	1/13/82	A	BS	68-66
1981-82	2/10/82	H	BS	76-65
1982-83	1/8/83	H	BS	77-76
1982-83	2/5/83	A	BS	61-54
1982-83	3/8/83	H	BS	85-79
1983-84	2/1/84	A	MU	62-44
1983-84	3/5/84	H	MU	85-76
1984-85	1/26/85	A	MU	93-89+
1984-85	2/23/85	H	BS	92-81
1984-85	3/8/85	N	MU	91-70
1985-86	1/18/86	H	MU	73-59
1985-86	2/15/86	A	MU	103-77
1985-86	3/8/86	N	BS	87-79
1986-87	1/10/87	A	MU	79-66
1986-87	2/7/87	H	MU	83-81+
1987-88	1/9/88	H	MU	66-55
1987-88	2/6/88	A	BS	68-66
1988-89	2/1/89	A	BS	66-51
1988-89	3/1/89	H	BS	78-60
1989-90	1/24/90	H	BS	71-64
1989-90	2/21/90	A	BS	79-73
1990-91	1/16/91	A	MU	80-51
1990-91	2/13/91	H	BS	71-68
1991-92	1/15/92	H	BS	70-64
1991-92	2/12/92	A	BS	44-43
1991-92	3/14/92	N	MU	58-57
1992-93	1/6/93	A	MU	65-50
1992-93	3/6/93	H	BS	72-63
1993-94	1/29/94	H	MU	77-59
1993-94	2/26/94	A	MU	77-64
1994-95	1/28/95	A	MU	77-62
1994-95	2/25/95	H	BS	61-57
1994-95	3/10/95	N	BS	66-61
1995-96	1/27/96	H	BS	82-70
1995-96	12/24/96	A	MU	76-57
1996-97	1/27/97	H	BS	74-64
1996-97	2/26/97	A	MU	83-72
1997-98	2/5/98	A	MU	73-67
1998-99	2/10/99	H	MU	61-56
1998-99	2/27/99	A	MU	69-43
1999-00	1/12/00	A	MU	86-84+++
1999-00	2/19/00	H	BS	60-57
1999-00	3/8/00	N	BS	61-58
2000-01	1/27/01	A	MU	57-56
2000-01	2/11/01	H	MU	66-53
2001-02	1/26/02	A	MU	80-77
2001-02	2/23/02	H	BS	74-58
2001-02	3/7/02	N	BS	62-50
2002-03	1/25/03	A	MU	58-56
2002-03	2/9/03	H	BS	78-70
2003-04	1/17/04	A	BS	56-50
2003-04	2/16/04	H	MU	62-55
2003-04	3/11/04	N	MU	72-67
2004-05	12/4/04	A	MU	83-75+

2004-05	2/9/05	H	MU	54-52
2005-06	1/14/06	H	MU	59-55
2005-06	2/12/06	A	MU	67-63++
2006-07	2/10/07	A	MU	66-44
2007-08	2/2/08	H	MU	66-54
2008-09	2/4/09	A	MU	59-41
2009-10	1/26/10	H	BS	65-59++
2010-11	2/1/11	A	MU	89-75
2011-12	2/4/12	H	MU	59-53
2012-13	1/26/13	A	BS	82-62
2013-14	1/18/14	H	MU	64-52
2014-15	1/31/15	A	MU	79-73
2015-16	1/16/16	H	BS	48-46
2015-16	2/16/16	A	BS	73-56
2015-16	3/7/16	H	MU	49-47
2016-17	1/10/17	H	BS	85-74
2017-18	1/20/18	A	MU	71-53
2018-19	1/22/19	H	MU	71-65
2018-19	2/19/19	A	MU	69-66
2019-20	1/18/20	H	BS	71-62
2020-21	1/19/21	A	MU	81-71

At BSU: Series tied 25-25
At Miami: Miami leads 38-12
At Neutral Sites: BSU leads 4-3
At Worthen Arena: BSU leads 12-11

Michigan (Michigan leads 10-1)

1961-62	12/2/61	A	UM	92-70
1962-63	12/1/62	A	UM	68-58
1963-64	11/30/63	H	UM	90-76
1964-65	12/1/64	A	UM	92-70
1965-66	12/6/65	A	UM	107-70
1967-68	1/22/68	A	UM	99-75
1986-87	12/1/86	A	UM	90-57
1995-96	11/29/95	H	UM	80-52
1996-97	11/26/96	A	UM	87-63
1998-99	11/16/98	A	BS	75-64
2020-21	12/2/20	A	UM	84-65

At BSU: Michigan leads 2-0
At Michigan: Michigan leads 8-1
At Worthen Arena: Michigan leads 1-0

Michigan State (MSU leads 1-0)

1994-95	12/29/94	A	MS	117-95
---------	----------	---	----	--------

At Michigan State: MSU leads 1-0

Minnesota (Series tied 1-1)

1987-88	12/19/87	H	UM	75-67
1988-89	11/26/88	A	BS	63-57

At BSU: Minnesota leads 1-0
At Minnesota: BSU leads 1-0

Mississippi (BSU leads 1-0)

1997-98	12/6/97	H	BS	70-66
---------	---------	---	----	-------

At Worthen Arena: BSU leads 1-0

Mississippi State (Series tied 1-1)

1990-91	12/8/90	A	MS	86-72
1991-92	12/3/91	H	BS	81-52

At BSU: BSU leads 1-0
At MSU: MSU leads 1-0

Mississippi Valley (BSU leads 1-0)

1985-86	12/19/85	H	BS	73-63
---------	----------	---	----	-------

At BSU: BSU leads 1-0

Missouri-Kansas City (BSU leads 2-0)

1987-88	1/30/88	A	BS	62-56
1987-88	2/27/88	H	BS	76-71

At BSU: BSU leads 1-0
At UMKC: BSU leads 1-0

Montana Tech (BSU leads 1-0)

1997-98	11/15/97	H	BS	83-50
---------	----------	---	----	-------

At Worthen Arena: BSU leads 1-0

Morehead State (MSU leads 3-1)

1974-75	1/22/75	A	MS	81-74
1975-76	12/6/75	H	BS	85-82
2010-11	1/24/11	H	MS	50-48
2011-12	12/23/11	A	MS	62-54

At BSU: Series tied 1-1
At Morehead State: MSU leads 2-0

Mount St. Joseph (BSU leads 1-0)

2010-11	12/21/10	H	BS	95-43
---------	----------	---	----	-------

At BSU: BSU leads 1-0

Mt. St. Mary's (MSM leads 1-0)

1955-56	12/21/55	N	MS	86-79
---------	----------	---	----	-------

At Neutral Site: MSM leads 1-0

N.A.G.U. (BSU leads 9-2)

1922-23	12/20/22	H	BS	36-28
1924-25	1/24/25	A	NU	31-30++
1924-25	2/10/25	H	BS	47-24
1925-26	2/13/26	H	BS	49-20
1926-27	12/4/26	H	BS	32-20
1927-28	11/29/27	H	BS	26-25
1928-29	12/6/28	H	BS	36-25
1930-31	2/24/31	H	BS	37-20
1931-32	12/5/31	H	NU	33-30
1932-33	12/3/32	H	BS	38-14
1933-34	12/9/33	H	BS	33-13

At BSU: BSU leads 9-1
At N.A.G.U.: N.A.G.U. leads 1-0

Nebraska (BSU leads 2-1)

1980-81	12/27/80	H	BS	67-62
1981-82	12/19/81	A	UN	71-57
2002-03	11/24/02	N	BS	73-65

At BSU: BSU leads 1-0
At Nebraska: Nebraska leads 1-0
At Neutral Sites: BSU leads 1-0

New Orleans (UNO leads 3-1)

1969-70	2/21/70	A	UN	88-83
1970-71	12/5/70	H	UN	103-87
1984-85	12/8/84	A	UN	80-70
2015-16	12/5/15	H	BS	66-52

At BSU: Series tied 1-1
At UNO: UNO leads 2-0
At Worthen Arena: BSU leads 1-0

Norfolk State (BSU leads 1-0)

2012-13	1/2/13	H	BS	62-61
---------	--------	---	----	-------

At BSU: BSU leads 1-0
At Worthen Arena: BSU leads 1-0

North Carolina A&T (BSU leads 1-0)

2010-11	12/31/10	H	BS	80-68
---------	----------	---	----	-------

At Worthen Arena: BSU leads 1-0

North Carolina Central (BSU leads 1-0)

2009-10	12/21/09	H	BS	59-45
---------	----------	---	----	-------

At Worthen Arena: BSU leads 1-0

North Florida (BSU leads 2-0)

2016-17	12/29/16	A	BS	73-68
2017-18	12/19/17	H	BS	79-65

At BSU: BSU leads 1-0
At UNF: BSU leads 1-0

ALL-TIME SERIES RESULTS

Northeast Louisiana (Series tied 2-2)

1979-80	12/29/79	A	NL	84-69
1990-91	12/1/90	H	BS	75-60
1996-97	12/21/96	H	BS	81-64
1997-98	12/22/97	A	NL	102-93+

At BSU: BSU leads 2-0

At NLU: NLU leads 2-0

At Worthen Arena: BSU leads 1-0

Northern Colorado (BSU leads 1-0)

2006-07	11/11/06	H	BS	81-42
---------	----------	---	----	-------

At Worthen Arena: BSU leads 1-0

Northern Illinois (BSU leads 58-39)

1941-42	1/3/42	A	BS	42-31
1942-43	1/2/43	H	BS	51-47
1946-47	12/21/46	A	NI	48-37
1947-48	2/27/48	H	BS	55-47
1961-62	12/28/61	N	BS	92-70
1962-63	12/6/62	H	BS	73-51
1963-64	12/14/63	A	NI	82-74
1964-65	12/12/64	H	BS	91-85
1965-66	12/11/65	A	NI	76-75
1966-67	12/10/66	H	BS	91-88
1967-68	12/9/67	A	NI	79-59
1968-69	12/7/68	H	BS	83-78
1969-70	2/14/70	A	NI	96-75
1970-71	1/21/71	H	NI	98-83
1970-71	2/15/71	A	NI	79-71
1971-72	1/8/72	H	NI	103-83
1971-72	2/19/72	A	NI	103-88
1972-72	1/13/73	H	NI	104-93
1972-73	2/14/73	A	BS	91-73
1973-74	1/5/74	H	BS	96-88
1973-74	2/9/74	A	NI	75-74
1974-75	1/29/75	A	NI	93-73
1974-75	2/22/75	H	BS	81-68
1975-76	1/7/76	A	BS	74-72
1975-76	2/11/76	H	NI	79-77
1976-77	2/5/77	A	NI	83-77
1977-78	1/25/78	A	BS	64-61
1977-78	3/1/78	H	BS	90-75
1978-79	1/3/79	H	BS	101-81
1978-79	2/5/79	A	NI	70-66
1979-80	1/5/80	A	NI	70-63
1979-80	2/9/80	H	BS	77-76
1979-80	3/2/80	N	NI	71-58
1980-81	1/17/81	A	BS	78-73
1980-81	2/14/81	H	BS	63-58
1980-81	3/7/81	N	BS	79-66
1981-82	1/6/82	H	BS	73-65
1981-82	3/6/82	N	NI	79-75+
1982-83	1/26/83	A	BS	58-48
1982-83	2/23/83	H	BS	66-62
1983-84	1/25/84	H	BS	68-66
1983-84	2/22/84	A	NI	78-65
1984-85	1/16/85	A	NI	86-71
1984-85	2/13/85	H	BS	82-64
1985-86	1/8/86	H	BS	84-74
1985-86	2/5/86	A	NI	66-58
1986-87	12/30/86	A	NI	94-74
1986-87	2/28/87	H	BS	106-79
1997-98	1/24/98	A	BS	70-60
1997-98	2/21/98	H	BS	67-60
1998-99	1/3/99	H	BS	74-71++
1998-99	2/6/99	A	BS	59-56+
1999-00	1/2/00	A	BS	75-67
1999-00	1/15/00	H	NI	76-64
2000-01	1/15/01	H	BS	85-59
2000-01	2/17/01	A	BS	83-70
2000-01	3/5/01	H	BS	89-57
2001-02	2/5/02	A	BS	86-81

2001-02	2/27/02	H	NI	69-68
2002-03	1/11/03	H	NI	66-64
2002-03	2/1/03	A	NI	78-60
2003-04	1/20/04	H	BS	71-65
2003-04	2/14/04	A	BS	67-62
2004-05	1/29/05	H	BS	67-59
2004-05	2/27/05	A	NI	70-67
2005-06	2/1/06	A	NI	73-67
2005-06	3/1/06	H	NI	78-73
2006-07	1/16/07	H	BS	71-60
2006-07	2/13/07	A	BS	57-55
2007-08	1/22/08	A	NI	60-58
2007-08	3/4/08	H	BS	69-63
2008-09	1/13/09	H	BS	60-54
2008-09	2/28/09	A	NI	56-55
2009-10	1/9/10	H	NI	62-48
2009-10	2/13/10	A	BS	71-66
2010-11	1/8/11	A	BS	75-70
2010-11	3/5/11	H	BS	67-57
2011-12	1/21/12	A	BS	75-65
2011-12	3/3/12	H	BS	62-51
2012-13	2/13/13	A	BS	56-52
2012-13	3/9/13	H	BS	53-51
2013-14	2/1/14	H	NI	67-65+
2013-14	3/8/14	A	NI	70-56
2014-15	2/10/15	A	NI	75-63
2014-15	3/6/15	H	NI	71-67+
2015-16	2/19/16	H	BS	63-59
2015-16	3/4/16	A	NI	80-69
2016-17	2/14/17	A	BS	81-72+
2016-17	3/3/17	H	BS	87-82
2017-18	2/20/18	H	BS	77-68
2017-18	3/2/18	A	NI	66-65
2018-19	2/5/19	A	BS	72-71
2018-19	3/8/19	H	NI	64-57
2019-20	2/11/20	H	BS	63-59
2019-20	3/6/20	A	BS	75-54
2020-21	12/8/20	A	BS	79-70+
2020-21	1/16/21	H	BS	78-58

At BSU: BSU leads 35-12

At NIU: NIU leads 25-21

At Neutral Sites: Series Tied 2-2

At Worthen Arena: BSU leads 17-8

Northern Iowa (BSU leads 1-0)

1972-73	12/2/72	H	BS	89-82
---------	---------	---	----	-------

At BSU: BSU leads 1-0

Northern Kentucky (NKU leads 2-0)

2019-20	11/20/19	H	NK	59-57
2020-21	11/25/20	A	NK	74-73

At BSU: NKU leads 1-0

At NKU: NKU leads 1-0

Northwestern (Series tied 1-1)

1966-67	12/5/66	A	NU	120-83
1988-89	12/22/88	N	BS	77-71

At Northwestern: NU leads 1-0

At Neutral Site: BSU leads 1-0

Northwestern Mo. St. (BSU leads 1-0)

1973-74	12/4/73	H	BS	82-79
---------	---------	---	----	-------

At BSU: BSU leads 1-0

Notre Dame (Notre Dame leads 9-1)

1933-34	12/12/33	A	ND	43-22
1937-38	12/4/37	A	ND	43-28
1938-39	12/3/38	A	ND	70-30
1942-43	11/28/42	A	ND	56-42
1946-47	12/7/46	A	ND	80-31
1953-54	12/3/53	A	ND	84-63
1964-65	12/4/64	A	ND	116-82

1973-74	2/26/74	A	ND	93-69
1975-76	1/14/76	A	ND	119-78
2017-18	12/5/17	A	BS	80-77

At ND: ND leads 9-1

Oakland City (BSU leads 7-1)

1927-28	12/30/27	A	OC	32-22
1928-29	1/4/29	H	BS	44-41
1929-30	1/4/30	A	BS	28-26
1950-51	11/30/50	H	BS	72-54
1956-57	3/6/57	H	BS	99-84
2005-06	11/19/05	H	BS	78-72
2013-14	1/3/14	H	BS	94-58
2017-18	11/28/17	H	BS	81-57

At BSU: BSU leads 6-0

At OC: BSU ties OC 1-1

Oakland (BSU leads 2-0)

1972-73	1/11/73	H	BS	87-77
1985-86	12/3/85	H	BS	82-69

At BSU: BSU leads 2-0

Ohio (OU leads 51-35)

1969-70	12/20/69	A	OU	92-81
1970-71	2/20/71	H	OU	84-82
1972-73	2/6/73	H	OU	81-75
1973-74	1/2/74	A	OU	99-88
1974-75	2/11/75	H	OU	82-74
1975-76	1/17/76	H	OU	75-74
1975-76	2/21/76	A	OU	90-63
1976-77	1/19/77	A	BS	66-63
1976-77	2/2/77	H	BS	65-64
1977-78	1/7/78	A	OU	75-71
1977-78	2/11/78	H	BS	82-77
1978-79	12/9/78	A	BS	70-69
1978-79	3/3/79	H	OU	81-74
1979-80	1/26/80	A	OU	75-74
1980-81	1/28/81	A	OU	75-68
1980-81	2/25/81	H	BS	76-63
1980-81	3/3/81	H	BS	85-70
1981-82	1/20/82	A	OU	68-67
1981-82	2/17/82	H	BS	59-49
1982-83	1/22/83	H	OU	73-62
1982-83	2/19/83	A	OU	62-48
1983-84	1/7/84	A	OU	66-48
1983-84	2/4/84	H	BS	63-60
1984-85	1/29/85	H	OU	60-58
1984-85	2/27/85	A	OU	64-56
1985-86	1/15/86	A	BS	77-73
1985-86	2/12/86	H	OU	63-61
1985-86	3/7/86	N	BS	93-69
1986-87	1/17/87	A	BS	86-82
1986-87	2/14/87	H	OU	52-49
1987-88	1/16/88	H	OU	58-51
1987-88	2/13/88	A	OU	83-63
1988-89	1/7/89	A	OU	71-57
1988-89	2/4/89	H	BS	80-70
1988-89	3/10/89	N	BS	62-46
1989-90	1/31/90	H	BS	77-61
1989-90	2/28/90	A	BS	77-60
1989-90	3/9/90	N	BS	77-70
1990-91	1/23/91	A	BS	78-50
1990-91	2/20/91	H	OU	63-60
1991-92	1/22/92	H	BS	76-60
1991-92	2/19/92	A	OU	73-70+
1992-93	1/13/93	A	BS	78-64
1992-93	2/10/93	H	BS	72-52
1993-94	1/5/94	H	OU	84-66
1993-94	3/5/94	A	OU	91-79
1993-94	3/11/94	N	OU	79-70
1994-95	1/4/95	A	OU	65-59
1994-95	3/4/95	H	BS	96-85

ALL-TIME SERIES RESULTS

1995-96	1/3/96	H	BS	57-54
1995-96	3/2/96	A	OU	87-67
1995-96	3/5/96	A	BS	86-60
1996-97	1/9/97	H	BS	86-76
1996-97	2/1/97	A	OU	79-58
1997-98	1/8/98	A	BS	75-69
1997-98	1/31/98	H	BS	106-57
1998-99	12/22/98	A	OU	76-64
1999-00	1/26/00	A	OU	64-53
1999-00	3/6/00	N	BS	70-67
2000-01	1/3/01	H	OU	68-58
2001-02	2/9/02	A	OU	85-71
2002-03	2/6/03	H	BS	82-68
2003-04	2/7/04	A	OU	88-84+
2004-05	1/5/05	H	BS	81-80
2005-06	1/8/06	A	OU	71-60
2006-07	1/28/07	H	BS	69-57
2007-08	1/26/08	A	OU	61-59
2008-09	1/31/09	H	BS	51-44
2009-10	1/31/10	A	BS	67-66+
2009-10	3/7/10	H	OU	85-77+
2010-11	1/29/11	H	OU	61-60
2010-11	3/10/11	N	BS	76-73+
2011-12	1/28/12	A	OU	59-55
2012-13	2/6/13	H	OU	69-42
2013-14	1/15/14	A	OU	71-51
2013-14	3/10/14	A	OU	76-64
2014-15	1/21/15	H	OU	82-73
2015-16	1/9/16	A	OU	79-73
2015-16	2/9/16	H	OU	72-69
2016-17	2/10/17	H	OU	79-77
2017-18	1/9/18	A	BS	75-68
2018-19	1/12/19	H	OU	70-52
2018-19	1/26/19	A	OU	78-74
2019-20	2/1/20	H	BS	65-54
2020-21	1/2/21	H	OU	78-68
2020-21	1/23/21	A	OU	85-77

*At BSU: OU leads 21-19**At OU: OU leads 29-11**At Neutral Sites: BSU leads 5-1**At Worthen Arena: BSU leads 11-10***Ohio State (OSU leads 2-1)**

1974-75	11/30/74	A	OS	91-64
1976-77	12/15/76	H	BS	57-55
1987-88	12/4/87	N	OS	62-42

*At BSU: BSU leads 1-0**At Ohio State: OSU leads 1-0**At Neutral Site: OSU leads 1-0***Ohio Wesleyan (BSU leads 3-1)**

1940-41	12/19/40	H	BS	51-39
1941-42	12/18/41	H	BS	47-43
1942-43	2/13/43	A	OW	57-54
1953-54	1/30/54	H	BS	82-59

*At BSU: BSU leads 3-0**At Ohio Wesleyan: OW leads 1-0***Oklahoma (OU leads 1-0)**

2017-18	11/15/17	A	OU	108-69
---------	----------	---	----	--------

*At OU: OU leads 1-0***Oklahoma State (OSU leads 2-0)**

2001-02	12/29/01	N	OS	82-70
2006-07	12/9/06	N	OS	75-56

*At Neutral Site: OSU leads 2-0***Oregon (OR leads 1-0)**

2017-18	11/19/17	A	OR	95-71
---------	----------	---	----	-------

*At OR: OR leads 1-0***Oregon State (BSU leads 1-0)**

1989-90	3/15/90	N	BS	54-53
---------	---------	---	----	-------

*At Neutral Site: BSU leads 1-0***Otterbein (BSU leads 2-0)**

1971-72	12/4/71	H	BS	97-74
---------	---------	---	----	-------

1981-82	12/16/81	H	BS	90-80
---------	----------	---	----	-------

*At BSU: BSU leads 2-0***Pacific (Pacific leads 1-0)**

1974-75	1/16/75	H	PU	83-69
---------	---------	---	----	-------

*At BSU: Pacific leads 1-0***Pepperdine (Pepperdine leads 1-0)**

2015-16	12/12/15	H	PU	72-63
---------	----------	---	----	-------

*At Worthen Arena: Pepperdine leads 1-0***Peru Naval (BSU leads 1-0)**

1942-43	12/4/42	H	BS	45-37
---------	---------	---	----	-------

*At BSU: BSU leads 1-0***Pharmacy (BSU leads 2-0)**

1924-25	2/18/25	H	BS	60-8
---------	---------	---	----	------

1925-26	1/4/26	H	BS	77-22
---------	--------	---	----	-------

*At BSU: BSU leads 2-0***Pittsburgh (BSU leads 1-0)**

1988-89	3/16/89	N	BS	68-64
---------	---------	---	----	-------

*At Neutral Site: BSU leads 1-0***Portland (BSU leads 1-0)**

2019-20	12/25/19	N	BS	61-46
---------	----------	---	----	-------

*At Neutral Site: BSU leads 1-0***Prairie View A&M (BSU leads 1-0)**

2006-07	11/19/06	H	BS	65-48
---------	----------	---	----	-------

*At Worthen Arena: BSU leads 1-0***Presbyterian (BSU leads 2-0)**

1965-66	12/4/65	H	BS	96-50
---------	---------	---	----	-------

2008-09	12/21/08	H	BS	60-57
---------	----------	---	----	-------

*At BSU: BSU leads 2-0**At Worthen Arena: BSU leads 1-0***Princeton (Princeton leads 1-0)**

2000-01	12/2/00	H	PU	49-47
---------	---------	---	----	-------

*At Worthen Arena: Princeton leads 1-0***Purdue (Purdue leads 10-2)**

1960-61	12/10/60	A	PU	73-48
---------	----------	---	----	-------

1974-75	12/3/74	A	PU	104-77
---------	---------	---	----	--------

1987-88	12/12/87	A	PU	96-47
---------	----------	---	----	-------

1988-89	12/10/88	H	BS	70-56
---------	----------	---	----	-------

1989-90	11/24/89	A	PU	57-43
---------	----------	---	----	-------

1991-92	11/21/91	A	PU	56-48
---------	----------	---	----	-------

1999-00	12/18/99	N	BS	72-52
---------	----------	---	----	-------

2007-08	12/5/07	A	PU	70-57
---------	---------	---	----	-------

2008-09	12/9/08	H	PU	68-39
---------	---------	---	----	-------

2009-10	12/19/09	N	PU	69-49
---------	----------	---	----	-------

2012-13	12/18/12	A	PU	66-56
---------	----------	---	----	-------

2018-19	11/10/18	A	PU	84-75
---------	----------	---	----	-------

*At BSU: Tied 1-1**At Purdue: Purdue leads 8-0**At Neutral Site: Series tied 1-1**At Worthen Arena: Purdue leads 1-0***Purdue Fort Wayne (BSU leads 4-1)**

2000-01	12/30/00	H	BS	83-67
---------	----------	---	----	-------

2001-02	12/6/01	H	BS	113-89
---------	---------	---	----	--------

2007-08	12/31/07	H	BS	69-62
---------	----------	---	----	-------

2008-09	12/1/08	A	BS	54-52
---------	---------	---	----	-------

2016-17	3/15/17	A	PF	88-80
---------	---------	---	----	-------

*At Worthen Arena: BSU leads 3-0**At PFW: Series tied 1-1***Quantico (BSU leads 1-0)**

1956-57	2/4/57	H	BS	83-79
---------	--------	---	----	-------

*At BSU: BSU leads 1-0***Quinnipiac (BSU leads 1-0)**

1997-98	12/5/97	H	BS	99-46
---------	---------	---	----	-------

*At Worthen Arena: BSU leads 1-0***Racine (BSU leads 1-0)**

1973-74	1/8/74	H	BS	93-66
---------	--------	---	----	-------

*At BSU: BSU leads 1-0***Rider (BSU leads 1-0)**

1984-85	12/22/84	H	BS	85-63
---------	----------	---	----	-------

*At BSU: BSU leads 1-0***Rose-Hulman (BSU leads 3-1)**

1921-22	2/17/22	A	RH	33-24
---------	---------	---	----	-------

1922-23	1/13/23	H	BS	55-16
---------	---------	---	----	-------

1922-23	2/13/23	A	Tied	42-42
---------	---------	---	------	-------

1924-25	2/21/25	H	BS	38-18
---------	---------	---	----	-------

1927-28	1/6/28	H	BS	72-31
---------	--------	---	----	-------

*At BSU: BSU leads 3-0**At RH: RH leads 1-0***Saginaw Valley (BSU leads 1-0)**

1989-90	11/28/89	H	BS	66-45
---------	----------	---	----	-------

*At BSU: BSU leads 1-0***Saint Joseph's (Ind.) (BSU leads 23-19)**

1938-39	12/21/38	H	BS	56-28
---------	----------	---	----	-------

1948-49	1/22/49	H	BS	85-71
---------	---------	---	----	-------

1949-50	1/21/50	A	SJ	47-45
---------	---------	---	----	-------

1950-51	1/27/51	H	BS	68-58
---------	---------	---	----	-------

1950-51	2/3/51	A	BS	64-56
---------	--------	---	----	-------

1951-52	1/19/52	A	SJ	69-68
---------	---------	---	----	-------

1951-52	2/23/52	H	BS	69-48
---------	---------	---	----	-------

1952-53	1/17/53	H	SJ	78-72
---------	---------	---	----	-------

1952-53	2/21/53	A	SJ	80-78
---------	---------	---	----	-------

1953-54	1/16/54	H	BS	77-75
---------	---------	---	----	-------

1953-54	2/20/54	A	SJ	82-60
---------	---------	---	----	-------

1954-55	12/16/54	H	BS	86-75
---------	----------	---	----	-------

1954-55	2/19/55	A	SJ	72-64
---------	---------	---	----	-------

1955-56	1/17/56	H	BS	106-67
---------	---------	---	----	--------

1955-56	2/14/56	A	SJ	91-80
---------	---------	---	----	-------

1956-57	1/19/57	H	BS	77-73
---------	---------	---	----	-------

1956-57	2/16/57	A	SJ	74-69
---------	---------	---	----	-------

1957-58	1/18/58	A	SJ	73-58
---------	---------	---	----	-------

1957-58	2/15/58	H	BS	83-76
---------	---------	---	----	-------

1958-59	1/17/59	A	SJ	101-85
---------	---------	---	----	--------

1958-59	2/14/59	H	BS	91-71
---------	---------	---	----	-------

1959-60	1/16/60	A	SJ	101-93+
---------	---------	---	----	---------

1959-60	2/13/60	H	BS	98-87
---------	---------	---	----	-------

1960-61	1/14/61	A	BS	86-74
---------	---------	---	----	-------

1960-61	2/11/61	H	SJ	73-69
---------	---------	---	----	-------

1961-62	1/13/62	A	BS	84-59
---------	---------	---	----	-------

1961-62	2/10/62	H	SJ	87-85
---------	---------	---	----	-------

1962-63	1/9/63	H	BS	99-95
---------	--------	---	----	-------

1962-63	2/1/63	A	SJ	108-88
---------	--------	---	----	--------

1963-64	1/8/64	H	BS	92-82
---------	--------	---	----	-------

1963-64	2/1/64	A	BS
---------	--------	---	----

ALL-TIME SERIES RESULTS

1965-66	2/2/66	A	SJ	100-90
1966-67	1/17/67	H	BS	97-89
1966-67	2/4/67	A	SJ	85-81
1967-68	1/17/68	A	BS	89-81
1967-68	2/3/68	H	SJ	93-84
1968-69	2/1/69	H	BS	74-72
1968-69	2/25/69	A	SJ	94-84
1998-99	12/4/98	H	BS	90-57

At BSU: BSU leads 18-4

At St. Joseph's: SJ leads 15-5

At Worthen Arena: BSU leads 1-0

Saint Joseph's (Pa.) (SJ leads 2-1)

2001-02	3/15/02	A	BS	76-54
2007-08	11/27/07	A	SJ	74-63
2008-09	1/3/09	H	SJ	63-55

At St. Joseph's: Tied 1-1

At BSU: SJ leads 1-0

At Worthen Arena: SJ leads 1-0

Saint Louis (BSU leads 1-0)

2016-17	11/11/16	A	BS	85-64
---------	----------	---	----	-------

At Saint Louis: BSU leads 1-0

St. Cloud (Series tied 1-1)

1964-65	12/8/64	H	BS	70-69+
1965-66	12/29/65	A	SC	82-74

At BSU: BSU leads 1-0

At St. Cloud: SC leads 1-0

St. John's (N.Y.) (SJU leads 1-0)

2010-11	11/24/10	N	SJ	78-73+
---------	----------	---	----	--------

At Neutral Site: SJU leads 1-0

St. John's (Minn.) (BSU leads 1-0)

1965-66	12/30/65	N	BS	102-69
---------	----------	---	----	--------

At Neutral Site: BSU leads 1-0

St. Mary's (BSU leads 1-0)

1986-87	11/29/86	H	BS	79-76
---------	----------	---	----	-------

At BSU: BSU leads 1-0

St. Peter's (BSU leads 1-0)

1992-93	12/5/92	H	BS	63-50
---------	---------	---	----	-------

At Worthen Arena: BSU leads 1-0

St. Thomas (BSU leads 1-0)

1965-66	12/28/65	N	BS	75-74
---------	----------	---	----	-------

At Neutral Site: BSU leads 1-0

San Diego State (BSU leads 3-2)

1968-69	12/17/68	H	BS	75-73
1970-71	12/19/70	A	SD	86-75
1986-87	12/20/86	N	BS	86-84
1999-00	12/27/99	A	BS	82-65
2014-15	12/20/14	A	SD	70-57

At BSU: BSU leads 1-0

At San Diego State: SDSU leads 2-1

At Neutral Site: BSU leads 1-0

San Francisco (BSU leads 1-0)

1992-93	12/30/92	N	BS	81-72
---------	----------	---	----	-------

At Neutral Site: BSU leads 1-0

San Jose State (SJS leads 2-1)

1973-74	12/27/73	A	SJ	81-79
1976-77	12/6/76	H	SJ	63-56
1995-96	12/8/95	N	BS	80-64

At BSU: SJS leads 1-0

At San Jose State: SJS leads 1-0

At Neutral Site: BSU leads 1-0

Sienna Heights (BSU leads 1-0)

1987-88	12/15/87	H	BS	61-42
---------	----------	---	----	-------

At BSU: BSU leads 1-0

Simon Fraser (BSU leads 3-0)

1990-91	11/10/90	H	BS	74-57
1991-92	11/9/91	H	BS	82-51
1992-93	11/21/92	H	BS	72-57

At BSU: BSU leads 3-0

At Worthen Arena: BSU leads 1-0

SIU-Edwardsville (BSU leads 4-0)

2008-09	11/22/08	H	BS	67-55
2009-10	11/21/09	H	BS	57-47
2010-11	1/3/11	H	BS	76-46
2011-12	12/6/11	H	BS	76-55

At Worthen Arena: BSU leads 4-0

Slippery Rock (BSU leads 2-0)

1974-75	1/4/75	H	BS	72-71
1990-91	1/12/91	H	BS	105-68

At BSU: BSU leads 2-0

South Carolina (USC leads 1-0)

2001-02	3/21/02	A	SC	82-47
---------	---------	---	----	-------

At USC: USC leads 1-0

South Carolina State (Series tied 1-1)

1993-94	12/4/93	H	SC	70-64
2015-16	11/22/15	N	BS	72-60

At Worthen Arena: SCS leads 1-0

At Neutral Site: BSU leads 1-0

South Dakota (BSU leads 2-0)

2012-13	12/8/12	H	BS	62-51
2012-13	12/15/12	A	BS	80-73

At BSU: BSU leads 1-0

At South Dakota: BSU leads 1-0

At Worthen Arena: BSU leads 1-0

South Florida (USF leads 1-0)

2001-02	3/12/02	H	BS	98-92
---------	---------	---	----	-------

At Worthen Arena: BSU leads 1-0

Southeast Missouri (BSU leads 2-0)

2012-13	2/23/13	A	BS	85-82
2013-14	11/18/13	H	BS	87-83

At Worthen Arena: BSU leads 1-0

At SEMO: BSU leads 1-0

Southern Illinois (SIU leads 8-5)

1962-63	12/15/62	H	BS	73-68
1962-63	2/27/63	A	SI	85-73
1963-64	3/5/64	N	SI	88-81
1964-65	2/6/65	A	SI	93-65
1965-66	1/29/66	H	SI	69-50
1970-71	1/19/71	A	SI	79-77
1970-71	2/17/71	H	SI	113-90
1971-72	1/22/72	A	BS	81-74
1971-72	2/5/72	H	BS	87-74
1999-00	11/24/99	H	BS	79-74
2000-01	11/25/00	A	SI	93-80
2011-12	2/18/12	H	BS	71-62
2013-14	12/21/13	A	SI	66-58

At BSU: BSU leads 4-2

At SIU: SIU leads 5-1

At Neutral Site: SIU leads 1-0

At Worthen Arena: BSU leads 2-0

Southern Mississippi (USM leads 2-0)

1976-77	12/20/76	A	SM	71-58
1977-78	12/3/77	H	SM	95-85

At BSU: USM leads 1-0

At Southern Miss: USM leads 1-0

Southern Utah (BSU leads 2-0)

2010-11	11/26/10	N	BS	73-54
2016-17	11/23/16	N	BS	94-83

At Neutral Site: BSU leads 2-0

Southwest Texas State (BSU leads 1-0)

1988-89	12/28/88	H	BS	75-59
---------	----------	---	----	-------

At BSU: BSU leads 1-0

Springfield (Springfield leads 1-0)

1971-72	12/28/71	N	SP	79-77
---------	----------	---	----	-------

At Neutral Site: Springfield leads 1-0

Stetson (Stetson leads 1-0)

1981-82	11/27/81	N	SU	63-47
---------	----------	---	----	-------

At Neutral Site: Stetson leads 1-0

Steubenville (BSU leads 1-0)

1972-73	12/12/72	H	BS	45-38
---------	----------	---	----	-------

At BSU: BSU leads 1-0

Stony Brook (BSU leads 1-0)

2017-18	11/17/17	H	BS	87-76
---------	----------	---	----	-------

At BSU: BSU leads 1-0

Taylor (BSU leads 4-0)

1934-35	12/1/34	H	BS	37-20
1935-36	12/4/35	H	BS	49-33
1936-37	11/30/36	H	BS	42-18
2013-14	11/12/13	H	BS	73-53

At BSU: BSU leads 4-0

TCU (TCU leads 1-0)

1985-86	12/28/85	N	TC	81-64
---------	----------	---	----	-------

At Neutral Site: TCU leads 1-0

Temple (Temple leads 2-0)

2006-07	12/19/06	H	TU	75-70
2009-10	11/24/09	A	TU	66-46

At Worthen Arena: Temple leads 1-0

At Temple: Temples leads 1-0

Tennessee (UT leads 1-0)

1986-87	12/19/86	A	UT	78-52
---------	----------	---	----	-------

At Tennessee: UT leads 1-0

Tennessee-Chattanooga (UTC leads 1-0)

2006-07	11/21/06	H	TC	70-55
---------	----------	---	----	-------

At Worthen Arena: UTC leads 1-0

Tennessee-Martin (BSU leads 4-0)

1991-92	12/6/91	H	BS	88-41
2009-10	2/20/10	H	BS	68-52
2011-12	12/3/11	A	BS	71-48
2015-16	3/20/16	H	BS	83-80+

At BSU: BSU leads 3-0

At Worthen Arena: BSU leads 3-0

At UT Martin: BSU leads 1-0

Tennessee State (TSU leads 2-1)

2005-06	2/18/06	H	TS	70-69
2006-07	12/22/06	A	TS	67-60
2015-16	3/15/16	A	BS	78-73++

At Worthen Arena: Series tied 1-1

At Tennessee State: TSU leads 1-0

ALL-TIME SERIES RESULTS**Tennessee Tech (TTU leads 3-1)**

1971-72	12/21/71	A	TT	75-73
1972-73	12/18/72	H	TT	73-68
2008-09	2/21/09	H	BS	59-55
2009-10	12/12/09	A	TT	86-81+

*At BSU: Series tied 1-1**At Worthen Arena: BSU leads 1-0**At Tennessee Tech: TTU leads 2-0***Texas-Arlington (BSU leads 1-0)**

1971-72	1/11/72	H	BS	83-82
---------	---------	---	----	-------

*At BSU: BSU leads 1-0***Texas Southern (Series tied 1-1)**

1956-57	3/13/57	N	TS	97-72
2011-12	11/29/11	H	BS	64-53

*At Worthen Arena: BSU leads 1-0**At Neutral Site: Texas Southern leads 1-0***Texas Tech (BSU leads 1-0)**

2000-01	12/8/00	N	BS	91-71
---------	---------	---	----	-------

*At Neutral Site: BSU leads 1-0***Tiffin (BSU leads 1-0)**

2018-19	11/27/18	H	BS	108-62
---------	----------	---	----	--------

*At BSU: BSU leads 1-0***Toledo (Toledo leads 52-48)**

1937-38	1/7/38	A	UT	47-35
1938-39	1/6/39	H	BS	42-41
1974-75	12/7/74	A	UT	82-63
1975-76	1/3/76	H	UT	72-60
1975-76	3/6/76	A	UT	91-66
1976-77	2/16/77	H	UT	68-64
1977-78	1/21/78	H	UT	96-75
1977-78	2/25/78	A	UT	89-72
1978-79	1/13/79	H	UT	69-62
1978-79	2/17/79	A	UT	82-69
1979-80	1/16/80	A	UT	72-60
1979-80	2/20/80	H	UT	102-73
1979-80	3/1/80	N	UT	91-83
1980-81	1/0/81	A	UT	70-68
1980-81	2/7/81	H	BS	91-82
1980-81	3/6/81	N	BS	79-77
1981-82	2/15/82	A	BS	76-61
1982-83	1/19/83	A	UT	81-64
1982-83	2/16/83	H	UT	84-66
1983-84	1/21/84	A	UT	86-68
1983-84	2/18/84	H	BS	71-69
1984-85	1/12/85	H	UT	68-67
1984-85	2/9/85	A	UT	66-56
1984-85	3/7/85	A	BS	68-66
1985-86	1/4/86	A	UT	70-68
1985-86	2/1/86	H	BS	67-57
1986-87	1/28/87	H	UT	64-61
1986-87	2/25/87	A	UT	96-88
1987-88	1/27/88	A	BS	81-72
1987-88	2/24/88	H	BS	64-63
1988-89	1/18/89	H	UT	49-46
1988-89	2/15/89	A	BS	74-69
1989-90	1/20/90	H	BS	59-54
1989-90	2/17/90	A	UT	68-47
1990-91	1/5/91	A	UT	75-61+
1990-91	2/2/91	H	BS	84-66
1990-91	3/9/91	N	UT	62-61
1991-92	2/5/92	H	BS	57-34
1991-92	3/4/92	A	BS	63-58
1992-93	1/27/93	A	UT	81-78+
1992-93	2/24/93	H	BS	78-64
1992-93	3/12/93	N	BS	72-64
1993-94	1/19/94	H	UT	72-60+
1993-94	2/16/94	A	BS	71-68

1993-94	3/8/94	H	BS	80-73
1994-95	1/7/95	H	BS	62-51
1994-95	2/4/95	A	UT	82-62
1995-96	1/6/96	A	UT	92-69
1995-96	2/3/96	H	BS	88-68
1996-97	1/6/97	A	UT	70-60
1996-97	3/1/97	H	BS	73-71
1997-98	1/17/98	H	BS	71-63
1997-98	2/14/98	A	BS	66-64
1998-99	1/16/99	H	BS	74-69
1999-00	1/5/00	H	BS	88-85
1999-00	2/16/00	A	UT	66-61
1999-00	3/5/00	N	BS	64-63+
2000-01	1/17/01	A	BS	52-51
2000-01	3/3/01	H	UT	70-64
2001-02	1/12/02	A	BS	68-59
2001-02	2/16/02	H	BS	81-63
2002-03	1/18/03	H	BS	77-72
2002-03	3/5/03	A	UT	100-64
2003-04	1/10/04	H	BS	95-71
2003-04	1/28/04	A	UT	66-63
2004-05	1/12/05	A	UT	77-67
2004-05	2/24/05	H	BS	63-59
2005-06	1/29/06	H	BS	69-56
2005-06	2/26/06	A	UT	81-54
2006-07	1/6/07	H	UT	62-60
2006-07	3/1/07	A	UT	71-61
2007-08	1/6/08	A	UT	58-54
2007-08	2/17/08	H	BS	59-52
2008-09	1/25/09	H	BS	66-53
2008-09	2/18/09	A	UT	71-67
2009-10	1/17/10	H	BS	71-43
2009-10	2/27/10	A	UT	45-42
2010-11	1/22/11	A	BS	70-60
2010-11	2/15/11	H	BS	83-62
2011-12	1/10/12	A	BS	70-68
2011-12	2/15/12	H	UT	63-55
2012-13	1/30/13	H	UT	85-78
2012-13	3/2/13	A	BS	86-72
2013-14	2/8/14	H	UT	80-73
2013-14	2/23/14	A	UT	85-74
2014-15	2/7/15	H	UT	72-61
2014-15	2/28/15	A	UT	70-59
2015-16	1/6/16	H	BS	87-69
2015-16	2/23/16	A	UT	77-67
2016-17	1/31/17	H	BS	81-80
2016-17	2/28/17	A	BS	82-74
2017-18	1/30/18	A	BS	75-63
2017-18	2/17/18	H	BS	99-71
2018-19	1/4/19	A	BS	79-64
2018-19	2/26/19	H	UT	80-72
2019-20	1/3/20	H	BS	61-57
2019-20	2/29/20	A	UT	69-63
2020-21	2/6/21	H	BS	81-67
2020-21	3/5/21	A	UT	89-70
2020-21	3/11/21	N	UT	91-89+

*At BSU: BSU leads 30-17**At Toledo: Toledo leads 32-15**At Neutral Sites: Series tied 3-3**At Worthen Arena: BSU leads 23-8***Tri-State (BSU leads 1-0)**

1994-95	12/2/94	H	BS	98-56
---------	---------	---	----	-------

*At Worthen Arena: BSU leads 1-0***Troy State (BSU leads 2-0)**

1956-57	3/12/57	N	BS	98-70
1996-97	11/30/96	H	BS	96-81

*At BSU: BSU leads 1-0**At Neutral Site: BSU leads 1-0**At Worthen Arena: BSU leads 1-0***Tulane (Series tied 1-1)**

1973-74	3/1/74	A	TU	95-89
1974-75	1/25/75	H	BS	98-74

*At BSU: BSU leads 1-0**At TU: TU leads 1-0***UAB (BSU leads 1-0)**

1996-97	12/14/96	N	BS	82-70
---------	----------	---	----	-------

*At Worthen Arena: BSU leads 1-0***UC Davis (UC Davis leads 1-0)**

2009-10	11/28/09	H	UC	60-58
---------	----------	---	----	-------

*At Worthen Arena: UC Davis leads 1-0***UCLA (Series tied 1-1)**

1999-00	3/16/00	N	UC	65-57
---------	---------	---	----	-------

2001-02	11/20/01	N	BS	91-73
---------	----------	---	----	-------

*At Neutral Site: Series tied 1-1***UC-Santa Barbara (UCSB leads 2-0)**

2007-08	12/19/07	H	UC	79-52
---------	----------	---	----	-------

2008-09	12/29/08	A	UC	71-51
---------	----------	---	----	-------

*At BSU: UCSB leads 1-0**At UCSB: UCSB leads 1-0**At Worthen Arena: UCSB leads 1-0***UIC (BSU leads 2-0)**

2019-20	11/13/19	A	BS	67-48
---------	----------	---	----	-------

2020-21	12/5/20	H	BS	68-66
---------	---------	---	----	-------

*At UIC: BSU leads 1-0**At BSU: BSU leads 1-0***UNLV (UNLV leads 3-0)**

1985-86	12/27/85	A	UN	88-71
---------	----------	---	----	-------

1989-90	3/23/90	N	UN	69-67
---------	---------	---	----	-------

1995-96	12/16/95	A	UN	60-51
---------	----------	---	----	-------

*At UNLV: UNLV leads 2-0**At Neutral Site: UNLV leads 1-0***U.S. International (BSU leads 1-0)**

1988-89	12/2/88	H	BS	85-66
---------	---------	---	----	-------

*At BSU: BSU leads 1-0***Utah (Utah leads 3-0)**

1991-92	3/19/92	A	UU	72-57
---------	---------	---	----	-------

2013-14	11/27/13	A	UU	88-69
---------	----------	---	----	-------

2014-15	11/14/14	A	UU	90-72
---------	----------	---	----	-------

*At Utah: Utah leads 3-0***UTEP (UTEP leads 1-0)**

2019-20	12/23/19	N	UT	71-70
---------	----------	---	----	-------

*At Neutral Site: UTEP leads 1-0***Valdosta State (VSU leads 1-0)**

1983-84	12/10/83	H	VS	63-58
---------	----------	---	----	-------

*At BSU: Valdosta State leads 1-0***Valparaiso (BSU leads 34-31)**

1927-28	2/14/28	H	BS	46-35
---------	---------	---	----	-------

1928-29	12/21/28	H	BS	28-26
---------	----------	---	----	-------

1929-30	1/9/30	H	BS	30-22
---------	--------	---	----	-------

1949-50	12/10/49	A	VU	63-61
---------	----------	---	----	-------

1950-51	12/9/50	H	VU	54-52
---------	---------	---	----	-------

1950-51	2/17/51	A	BS	77-76
---------	---------	---	----	-------

1951-52	1/12/52	A	VU	58-37
---------	---------	---	----	-------

1951-52	2/14/52	H	VU	60-51
---------	---------	---	----	-------

1952-53	1/8/53	H	BS	62-50
---------	--------	---	----	-------

1952-53	2/14/53	A	VU	73-62
---------	---------	---	----	-------

1953-54	1/7/54	H	VU	73-62
---------	--------	---	----	-------

1953-54	2/13/54	A	VU	67-66
---------	---------	---	----	-------

1954-55	1/5/55	H	VU	66-65
---------	--------	---	----	-------

1954-55	2/12/55	A	VU	91-72
---------	---------	---	----	-------

ALL-TIME SERIES RESULTS

1955-56	1/4/56	H	VU	79-67
1955-56	2/11/56	A	VU	72-67
1956-57	1/5/57	H	BS	69-66+
1956-57	2/23/57	A	VU	84-75
1957-58	1/4/58	H	VU	81-72
1957-58	2/22/58	A	BS	80-75
1958-59	1/27/59	H	VU	88-85++
1958-59	2/21/59	A	VU	67-50
1959-50	1/26/60	H	VU	85-70
1959-60	2/20/60	A	VU	85-78
1960-61	1/17/61	H	BS	75-72
1960-61	2/18/61	A	BS	100-98
1961-62	1/16/62	H	VU	103-85
1961-62	2/17/62	A	VU	90-73
1962-63	1/12/63	A	BS	90-71
1962-63	2/20/63	H	BS	92-77
1963-64	1/11/64	A	BS	100-88
1963-64	2/19/64	H	BS	117-116++
1964-65	1/9/65	A	VU	77-67
1964-65	2/24/65	H	BS	74-72+
1965-66	1/26/66	H	VU	89-76
1965-66	2/19/66	A	VU	112-87
1966-67	1/14/67	H	VU	87-82
1966-67	2/15/67	A	BS	90-82
1967-68	1/13/68	A	VU	79-76
1967-68	2/14/68	H	BS	79-73+
1968-69	1/15/69	H	BS	81-75
1968-69	2/15/69	A	VU	96-82
1969-70	1/14/70	A	BS	83-80
1970-71	1/13/71	H	BS	89-72
1977-78	1/11/78	H	BS	69-64
1978-79	12/30/78	H	BS	80-63
1979-80	1/14/80	H	BS	71-56
1985-86	12/14/85	A	BS	84-63
1986-87	12/12/86	H	BS	62-61
1987-88	12/30/87	H	BS	69-63
1988-89	12/13/88	A	BS	63-56
1989-90	12/13/89	A	BS	69-62
1990-91	12/12/90	H	BS	94-58
1991-92	12/21/91	H	BS	67-46
1992-93	12/12/92	A	VU	78-75++
2006-07	12/16/06	H	BS	61-40
2007-08	12/1/07	A	VU	71-58
2008-09	11/13/09	H	BS	88-78
2010-11	12/28/10	A	VU	69-52
2013-14	12/4/13	H	VU	69-50
2014-15	12/13/14	A	VU	65-62
2015-16	11/28/15	H	BS	69-66
2016-17	11/27/16	A	VU	79-73
2017-18	12/9/17	H	BS	71-70
2018-19	12/17/18	A	BS	77-61
At BSU: BSU leads 23-12				
At Valparaiso: Valpo leads 19-11				
At Worthen Arena: BSU leads 4-1				
Vincennes (Vincennes leads 1-0)				
1928-29	2/22/29	H	VU	26-24
At BSU: Vincennes leads 1-0				
Virginia Tech (VT leads 1-0)				
2018-19	11/15/18	N	VT	73-64
At Neutral Site: VT leads 1-0				
Wabash (BSU leads 23-13)				
1926-27	1/18/27	H	BS	38-37
1928-29	1/18/29	A	WC	35-28
1929-30	12/16/29	A	BS	30-22
1929-30	2/11/30	H	WC	37-25
1930-31	12/12/30	A	WC	15-14
1930-31	1/12/31	H	BS	40-30
1935-36	12/23/35	H	BS	28-20
1935-36	2/8/36	A	WC	42-40

1936-37	1/4/37	A	BS	38-30
1936-37	2/9/37	H	BS	33-25
1945-46	1/14/46	A	BS	37-30
1946-47	1/9/47	H	WC	61-40
1948-49	2/5/49	A	BS	59-52
1949-50	2/7/50	H	BS	66-44
1950-51	2/7/51	A	WC	79-67
1951-52	12/15/51	H	WC	53-50
1951-52	2/6/52	A	WC	76-69
1952-53	1/28/53	A	WC	62-52
1952-53	2/10/53	H	BS	92-70
1953-54	12/14/53	A	BS	78-65
1953-54	2/17/54	H	WC	78-77
1954-55	12/13/54	A	WC	83-64
1954-55	2/16/55	H	BS	80-70
1956-57	12/13/56	H	BS	94-90+
1956-57	1/17/57	A	BS	83-74
1957-58	12/17/57	A	WC	63-61
1957-58	2/18/58	H	BS	76-64
1959-60	1/12/60	A	WC	79-70
1960-61	2/14/61	H	BS	83-67
1961-62	12/5/61	H	BS	70-54
1961-62	2/14/62	A	BS	78-73
1962-63	1/7/63	A	BS	80-63
1962-63	2/13/63	H	BS	89-61
1963-64	12/11/63	H	BS	101-71
1963-64	2/12/64	A	BS	100-83
1973-74	12/1/73	H	BS	103-91
At BSU: BSU leads 14-4				
At WC: BSU ties WC 9-9				
Washington (UW leads 2-0)				
1984-85	11/30/84	N	UW	66-55
2019-20	12/22/19	N	UW	85-64
At Neutral Site: UW leads 2-0				
Washington (St. Louis) (BSU leads 1-0)				
1990-91	11/24/90	H	BS	84-54
At BSU: BSU leads 1-0				
Wayne State (BSU leads 3-1)				
1923-24	2/7/24	H	BS	29-19
1932-33	2/3/33	H	WS	23-21
1935-36	3/7/36	N	BS	33-16
1980-81	12/20/80	H	BS	65-61
At BSU: BSU leads 2-1				
At Neutral Site: BSU leads 1-0				
Weber State (WSU leads 1-0)				
2002-03	11/23/02	N	WS	72-67
At Neutral Site: Weber State leads 1-0				
Westchester (BSU leads 1-0)				
1958-59	12/16/58	N	BS	75-73
At Neutral Site: BSU leads 1-0				
Western Carolina (BSU leads 1-0)				
1991-92	12/7/91	H	BS	86-59
At BSU: BSU leads 1-0				
Western Illinois (BSU leads 4-3)				
1962-63	12/21/62	N	BS	82-79
1970-71	2/13/71	A	BS	82-60
1971-72	2/21/72	H	WI	92-76
1985-86	12/21/85	H	BS	82-75
1986-87	12/9/86	A	WI	93-78
1993-94	12/3/93	H	BS	85-67
2019-20	11/26/19	H	WI	69-62
At BSU: Series tied 2-2				
At Western Illinois: Series tied 1-1				
At Neutral Site: BSU leads 1-0				
At Worthen Arena: BSU leads 1-0				

Western Kentucky (WKU leads 5-0)				
1993-94	12/11/93	A	WK	84-72
1994-95	12/6/94	H	WK	84-77
2002-03	2/22/03	A	WK	84-79
2003-04	12/23/03	H	WK	78-69
2006-07	11/25/06	N	WK	76-66
At Worthen Arena: WKU leads 2-0				
At WKU: WKU leads 2-0				
At Neutral Site: WKU leads 1-0				
Western Michigan (BSU leads 68-67)				
1931-32	1/16/32	H	BS	35-31
1931-32	2/20/32	A	WM	31-23
1932-33	1/28/33	H	WM	27-23
1932-33	2/18/33	A	WM	43-27
1933-34	1/5/34	A	WM	29-19
1933-34	1/27/34	H	BS	31-30
1934-35	1/12/35	H	WM	37-24
1934-35	2/1/35	A	WM	29-24
1935-36	2/22/36	H	WM	47-36
1936-37	2/19/37	A	WM	46-35
1937-38	1/8/38	A	BS	43-35
1937-38	2/5/38	H	BS	63-47
1938-39	1/14/39	H	WM	40-35
1938-39	2/3/39	A	BS	34-33
1939-40	1/6/40	A	WM	65-49
1939-40	1/15/40	H	BS	67-44
1940-41	1/18/41	H	BS	36-31
1940-41	2/22/41	A	BS	43-37
1941-42	1/17/42	A	WM	48-45
1941-42	2/21/42	H	WM	69-50
1942-43	12/12/42	H	WM	50-49
1942-43	2/27/43	A	WM	68-47
1947-48	1/23/48	H	BS	49-41
1948-49	12/18/48	A	WM	62-51
1949-50	12/17/49	H	WM	75-69
1950-51	12/16/50	A	WM	74-47
1953-54	12/30/53	A	WM	75-57
1964-65	12/19/64	A	WM	93-83
1965-66	12/20/65	H	BS	75-72
1966-67	12/7/66	A	WM	90-85
1967-68	12/16/67	H	BS	101-90
1968-69	12/10/68	A	WM	97-81
1969-70	1/6/70	H	BS	81-75
1970-71	1/26/71	A	WM	111-94
1971-72	1/19/72	H	WM	70-60
1972-73	1/29/73	A	WM	94-86+++
1973-74	12/8/73	H	BS	78-72
1974-75	1/8/75	A	WM	77-54
1975-76	1/24/76	H	WM	62-57
1975-76	2/28/76	A	WM	93-67
1976-77	1/15/77	H	WM	72-66
1976-77	2/19/77	A	BS	70-65
1977-78	1/4/78	H	BS	71-58
1977-78	2/8/78	A	WM	74-63
1978-79	2/3/79	H	BS	78-67
1979-80	1/23/80	H	BS	75-73
1979-80	1/30/80	A	WM	62-60
1980-81	1/24/81+	H	WM	78-77
1980-81	2/21/81	A	BS	74-69
1981-82	1/16/82	H	BS	88-74
1981-82	2/13/82	A	BS	55-53
1981-82	3/5/82	N	BS	76-72
1982-83	1/15/83	H	BS	91-68
1982-83	2/12/83	A	BS	66-58
1983-84	1/4/84	H	WM	86-80
1983-84	3/3/84	A	BS	68-66
1984-85	1/23/85	H	BS	107-87
1984-85	2/20/85	A	WM	86-77
1985-86	1/22/86	A	WM	67-64
1985-86	2/19/86	H	BS	82-63
1985-86	3/6/86	N	BS	87-76

ALL-TIME SERIES RESULTS

1986-87	1/14/87	H	WM	62-60
1986-87	2/11/87	A	WM	102-99+
1987-88	1/13/88	A	BS	77-73
1987-88	2/10/88	H	BS	77-67
1987-88	3/8/88	H	WM	80-79
1988-89	1/4/89	H	BS	65-63
1988-89	3/4/89	A	BS	92-79
1989-90	1/27/90	A	BS	65-38
1989-90	2/24/90	H	BS	77-54
1990-91	1/19/91	H	BS	80-76+
1990-91	2/16/91	A	BS	67-64
1991-92	1/18/92	A	WM	69-59
1991-92	2/15/92	H	BS	60-46
1991-92	3/13/92	N	BS	65-61
1992-93	1/9/93	H	BS	70-65
1992-93	2/6/93	A	WM	65-55
1992-93	3/13/93	N	BS	79-64
1993-94	2/2/94	A	BS	75-68
1993-94	3/2/94	H	BS	76-67
1994-95	1/14/95	H	BS	86-70
1994-95	2/11/95	A	BS	77-72
1995-96	1/13/96	A	WM	75-71
1995-96	2/10/96	H	BS	78-67
1996-97	12/5/96	H	BS	64-52
1996-97	2/8/97	A	WM	76-66
1997-98	12/10/97	A	BS	81-76
1997-98	2/25/98	H	BS	80-71
1998-99	1/13/99	H	BS	68-66
1998-99	2/17/99	A	WM	78-69
1999-00	2/9/00	H	BS	80-60
1999-00	2/26/00	A	BS	91-82
2000-01	1/13/01	H	WM	76-70
2000-01	2/24/01	A	BS	65-52
2001-02	1/23/02	H	BS	74-61
2001-02	2/20/02	A	WM	80-65
2002-03	1/15/03	H	WM	71-52
2002-03	3/1/03	A	WM	86-74
2003-04	1/24/04	A	WM	70-66
2003-04	2/11/04	H	WM	72-61
2004-05	1/22/05	A	BS	66-65
2004-05	3/5/05	H	BS	88-81
2005-06	1/26/06	A	WM	68-59
2005-06	2/22/06	H	WM	62-56
2006-07	1/9/07	A	WM	74-61
2006-07	3/4/07	H	WM	71-61
2007-08	1/16/08	H	WM	71-45
2007-08	3/9/08	A	WM	57-53
2008-09	1/20/09	H	BS	50-44
2008-09	3/4/09	A	WM	82-84+
2009-10	1/20/10	H	BS	75-68
2009-10	3/4/10	A	WM	67-52
2010-11	1/12/11	H	BS	72-63
2010-11	3/2/11	A	WM	87-70
2011-12	1/7/12	H	BS	78-69
2011-12	2/22/12	A	WM	78-61
2011-12	3/5/12	A	WM	69-63
2012-13	2/9/13	H	BS	65-62
2012-13	3/5/13	A	BS	89-85
2013-14	1/26/14	A	WM	62-53
2013-14	2/26/14	H	WM	88-81+
2014-15	1/14/15	A	WM	95-93++
2014-15	2/24/15	H	WM	53-48
2015-16	1/12/16	A	BS	74-64
2015-16	2/6/16	H	BS	75-71+
2016-17	1/28/17	H	BS	84-78
2016-17	2/25/17	A	WM	80-55
2016-17	3/9/17	N	BS	66-63
2017-18	1/13/18	A	WM	73-58
2017-18	2/23/18	H	WM	87-80
2018-19	2/9/19	H	BS	79-59
2018-19	3/2/19	A	BS	60-58
2019-20	2/8/20	A	WM	68-64

2019-20	2/25/20	H	BS	71-61
2020-21	12/22/20	A	BS	76-68
<i>At BSU: BSU leads 41-23</i>				
<i>At WMU: WMU leads 44-22</i>				
<i>At Neutral Sites: BSU leads 5-0</i>				
<i>At Worthen Arena: BSU leads 20-9</i>				
Western Ontario (BSU leads 1-0)				
1955-56	12/2/55	A	BS	72-70
<i>At Western Ontario: BSU leads 1-0</i>				
Wheaton (Wheaton leads 2-0)				
1951-52	2/2/52	H	WC	83-76
1952-53	1/3/53	A	WC	80-67
<i>At BSU: WC leads 1-0</i>				
<i>At Wheaton: WC leads 1-0</i>				
Wichita State (WSU leads 1-0)				
1972-73	2/27/73	A	WS	108-76
<i>At Wichita State: WSU leads 1-0</i>				
Wilmington College (BSU leads 3-1)				
1921-22	2/24/22	H	BS	30-22
1922-23	1/6/23	H	BS	41-14
1922-23	2/10/23	A	WC	37-20
1987-88	11/27/87	H	BS	68-55
<i>At BSU: BSU leads 3-0</i>				
<i>At Wilmington: WC leads 1-0</i>				
Winston-Salem (BSU leads 1-0)				
1962-63	12/22/62	N	BS	85-83
<i>At Neutral Site: BSU leads 1-0</i>				
Wisconsin (Wisconsin leads 6-2)				
1936-37	12/4/36	A	UW	38-33
1969-70	12/1/69	A	UW	88-74
1980-81	12/9/80	A	UW	85-72
1981-82	12/12/81	A	UW	71-80
1982-83	12/8/82	H	BS	76-66
1996-97	12/26/96	A	UW	74-59
1997-98	12/13/97	H	BS	68-56
1999-00	11/20/99	A	UW	60-50
<i>At BSU: BSU leads 2-0</i>				
<i>At Wisconsin: Wisconsin leads 6-0</i>				
<i>At Worthen Arena: BSU leads 1-0</i>				
Wisconsin-Green Bay (BSU leads 1-0)				
1984-85	12/1/84	N	BS	75-57
<i>At Neutral Site: BSU leads 1-0</i>				
Wisconsin-Milwaukee (BSU leads 6-3)				
1946-47	12/23/46	A	BS	73-42
1947-48	12/13/47	H	BS	53-49
1959-60	1/2/60	A	WM	91-72
1960-61	12/27/60	H	BS	94-78
1972-73	1/27/73	H	WM	96-87
1973-74	1/21/74	A	BS	79-63
1999-00	12/4/99	H	BS	71-58
2007-08	11/14/07	H	WM	81-74+
2008-09	11/25/08	A	BS	82-69
<i>At BSU: BSU leads 3-2</i>				
<i>At UWM: BSU leads 3-1</i>				
<i>At Worthen Arena: Tied 1-1</i>				
Wisconsin-Oshkosh (BSU leads 2-0)				
1975-76	12/1/75	H	BS	74-72
1979-80	12/1/79	H	BS	76-55
<i>At BSU: BSU leads 2-0</i>				
Wisconsin-River Falls (BSU leads 1-0)				
1990-91	12/20/90	H	BS	93-69
<i>At BSU: BSU leads 1-0</i>				

Wisconsin-Stout (BSU leads 1-0)

1966-67	12/21/66	H	BS	107-82
<i>At BSU: BSU leads 1-0</i>				

Wisconsin-Whitewater (BSU leads 1-0)

1970-71	12/2/70	H	BS	86-75
<i>At BSU: BSU leads 1-0</i>				

Wofford (Series tied 1-1)

2010-11	2/19/11	A	WC	66-61
2012-13	11/16/12	H	BS	66-61

*At BSU: BSU leads 1-0**At Wofford: Wofford leads 1-0**At Worthen Arena: BSU leads 1-0***Wright State (BSU leads 5-1)**

1997-98	11/25/97	A	BS	69-62
1998-99	12/8/98	H	BS	84-70
2002-03	12/7/02	H	BS	66-59
2003-04	12/6/03	A	WS	64-50
2004-05	12/1/04	H	BS	61-54
2005-06	11/26/05	A	BS	71-50

*At Worthen Arena: BSU leads 3-0**At Wright State: BSU leads 2-1***Xavier (Xavier leads 5-3)**

1939-40	12/16/39	H	BS	36-29
1940-41	2/11/41	A	XU	36-34
1947-48	12/29/47	A	XU	55-39
1951-52	12/22/51	A	XU	73-59
1990-91	11/28/90	A	BS	100-94
1992-93	12/7/92	H	XU	81-78+
2002-03	12/20/02	A	XU	87-58
2003-04	11/25/03	H	BS	75-63

*At BSU: BSU leads 2-1**At Xavier: Xavier leads 4-1**At Worthen Arena: Series tied 1-1***Youngstown State (YSU leads 1-0)**

1983-84	12/20/83	H	YS	64-63
<i>At BSU: YSU leads 1-0</i>				

ALL-TIME OVERTIME RESULTS

SINGLE OVERTIME GAMES (41-50)

Date	Opponent	Site	W/L	Score
2/7/25	Manchester	H	W	25-23
1/4/27	Butler	H	L	40-38
1/7/27	Central Normal	A	L	24-20
1/2/31	Franklin	H	W	41-40
12/13/56	Wabash	H	W	94-90
1/5/57	Valparaiso	H	W	69-66
2/5/58	Indiana State	H	W	73-70
2/25/58	Butler	H	L	82-76
1/16/60	St. Joseph's	A	L	101-93
12/1/60	Hanover	H	W	82-78
12/8/64	St. Cloud	H	W	70-69
1/6/65	Indiana State	A	L	96-88
2/24/65	Valparaiso	H	W	74-72
12/16/65	St. Joseph's	H	W	75-72
12/31/66	Evansville	H	W	90-87
12/2/67	Miami University	A	L	107-100
12/18/67	Hanover	H	W	94-90
2/14/68	Valparaiso	H	W	79-73
2/2/70	Kent	A	L	93-87
12/30/71	Bucknell	N	W	84-83
2/3/73	Indiana State	A	L	90-81
12/16/74	Anderson	H	W	98-89
12/10/77	Miami University	A	L	73-68
1/12/80	Kent	H	L	67-65
2/4/80	Bowling Green	H	L	79-78
2/9/80	Northern Illinois	H	W	77-76
1/24/81	Western Mich.	H	L	78-77
2/28/81	Central Mich.	A	L	84-83
1/20/82	Ohio	A	L	68-67
3/6/82	Northern Illinois	N	L	79-75
12/7/83	Eastern Illinois	A	W	77-76
1/21/85	Eastern Illinois	H	W	74-73
1/26/85	Miami University	A	L	93-89
2/7/87	Miami University	H	L	83-81
2/11/87	Western Mich.	A	L	102-99
12/29/89	Memphis State	N	L	76-73
1/5/91	Toledo	A	L	75-61
1/19/91	Western Mich.	H	W	80-76
12/7/92	Xavier	H	L	81-78
2/19/92	Ohio	A	L	73-70
1/27/93	Toledo	A	L	81-78
12/22/93	Indiana State	A	L	83-81
1/19/94	Toledo	H	L	72-60
2/9/94	Bowling Green	A	L	92-91
2/25/95	Miami University	H	W	61-57
1/20/96	Eastern Mich.	A	L	109-102
2/5/97	Bowling Green	H	W	79-75
3/1/97	Toledo	H	W	73-71
12/22/97	NE Louisiana	A	L	102-93
3/3/98	Eastern Mich.	N	L	93-92
2/6/99	Northern Illinois	A	W	59-56
1/5/00	Toledo	H	W	88-85
2/19/00	Miami University	H	W	60-57
3/5/00	Toledo	N	W	64-63
12/9/00	Indiana	A	L	65-50
12/16/00	Indiana State	H	W	80-74
1/4/03	Akron	A	L	105-104
2/4/04	Akron	H	W	77-71
2/7/04	Ohio	A	L	88-84

3/6/04	Central Michigan	A	L	94-89
12/4/04	Miami University	A	L	83-75
3/4/06	Eastern Michigan	A	W	89-77
12/2/06	Indiana State	H	W	73-70
11/14/07	UW-Milwaukee	H	L	81-74
2/6/08	Kent State	A	L	64-61
3/4/09	Western Michigan	A	L	84-82
3/8/09	Eastern Michigan	H	L	55-53
3/12/09	Central Michigan	N	W	64-61
12/12/09	Tennessee Tech	A	L	86-81
1/31/10	Ohio	A	W	67-66
2/6/10	Akron	H	L	75-70
3/7/10	Ohio	H	L	85-77
11/24/10	St. John's	N	L	78-73
12/11/10	DePaul	A	W	79-77
3/10/11	Ohio	N	W	76-73
2/1/14	Northern Illinois	H	L	67-65
2/26/14	Western Michigan	H	L	88-81
11/22/14	IUPUI	A	L	71-69
1/7/15	Eastern Michigan	A	W	60-59
3/6/15	Northern Illinois	H	L	71-67
2/6/16	Western Michigan	H	W	75-71
3/20/16	UT Martin	H	W	83-80
11/15/16	Indiana State	H	L	80-74
12/10/16	Eastern Kentucky	H	W	91-86
2/14/17	Northern Illinois	A	W	81-72
2/18/17	Central Michigan	A	W	109-100
1/23/18	Kent State	A	L	88-80
11/18/18	Appalachian State	N	W	94-86
2/2/19	Kent State	H	L	83-80
12/8/20	Northern Illinois	A	W	79-70
3/11/21	Toledo	N	L	91-89

DOUBLE OVERTIME GAMES (7-8)

Date	Opponent	Site	W/L	Score
1/24/25	N.A.G.U.	A	L	31-30
1/27/59	Valparaiso	H	L	88-85
2/19/64	Valparaiso	H	W	117-116
1/26/72	Indiana State	H	L	80-78
12/19/73	Butler	A	W	83-80
12/12/92	Valparaiso	A	L	78-75
1/3/99	Northern Illinois	H	W	74-71
1/29/02	Marshall	A	L	98-85
2/12/06	Miami University	A	L	67-63
1/26/10	Miami	H	W	65-59
1/14/15	Western Michigan	A	L	95-93
1/23/16	Eastern Michigan	A	W	88-87
3/15/16	Tennessee State	A	W	78-73
1/27/18	Akron	H	W	111-106
1/8/19	Eastern Michigan	H	L	84-82

TRIPLE OVERTIME GAMES (1-4)

Date	Opponent	Site	W/L	Score
1/29/73	Western Michigan	A	L	94-86
1/29/92	Bowling Green	H	W	91-88
1/8/00	Eastern Michigan	H	L	98-93
1/12/00	Miami University	A	L	86-84
2/19/14	Central Michigan	A	L	101-95

Overall Overtime Record: 49-62

THE LAST TIME IT HAPPENED**Scored 30-34 points:**

Taylor Persons (31) at Toledo, 2-28-17

Scored 35-39 points:

Peyton Stovall (37) vs. IPFW, 12-31-07

Scored 40 or more points:

Chris Williams (44) at Central Michigan, 2-19-03

Had 15-19 rebounds:

Tahjai Teague (17) at Kent State, 2-4-2020

Had at least 20 rebounds:

Cameron Echols (22) vs. Wright State, 12-7-02

Had a double-double of points/rebounds:

Tahjai Teague (18/11) at Northern Ill., 3-6-2020

Had a double-double of points/assists:

Trey Moses (16/10) vs. Eastern Michigan, 1-8-19

Had at least 20 points & 15 rebounds:

Tahjai Teague (23/17) at Eastern Mich., 1-14-2020

Had a triple-double of points, rebounds & assists:

Bonzi Wells (23/12/10) vs. Western Mich., 2-25-98; Bonzi Wells (18/11/12) vs. Bowling Green 2-5-97

Two players had double-doubles in a game:

Trey Moses (22/10) & Tahjai Teague (14/13) at Northern Illinois, 2-5-19

Three players had double-doubles (pts./rebs.) in same game:

Theron Smith (19/12), Josh Murray (16/11) and Mark Farris (11/11) vs. IUPUI, 11-22-00

At least five players scored in double figures:

Jarron Coleman (20), Ishmael El-Amin (18), Luke Bumbalough (12), Kani Acree (11) and Kyle Mallers (11) vs. IUPUI, 12-7-19

At least six players scored in double figures:

Josh Thompson (19), Taylor Persons (16), Tahjai Teague (16), K.J. Walton (13), Trey Moses (12), Austin Nehls (12), Blake Huggins (10) and Kyle Mallers (10) vs. Delaware State, 12-29-18

At least seven players scored in double figures:

Josh Thompson (19), Taylor Persons (16), Tahjai Teague (16), K.J. Walton (13), Trey Moses (12), Austin Nehls (12), Blake Huggins (10) and Kyle Mallers (10) vs. Delaware State, 12-29-18

At least eight players scored in double figures:

Josh Thompson (19), Taylor Persons (16), Tahjai Teague (16), K.J. Walton (13), Trey Moses (12), Austin Nehls (12), Blake Huggins (10) and Kyle Mallers (10) vs. Delaware State, 12-29-18

Led the team in points, rebounds and assists in a game:

Tahjai Teague (18/11/4) at Northern Ill., 3-6-2020

Three players scored at least 20 points in a game:

Taylor Persons (26), Tahjai Teague (26) and Trey Moses (22) vs. Akron, 1-27-18

Three players had double-figure rebounds in a game:

Theron Smith (12), Josh Murray (11) and Mark Farris (11) vs. IUPUI, 11-22-00

A player had back-to-back 30-point games:

Skip Mills (34) at Eastern Michigan, 3-4-06 & (38) at Buffalo, 3-6-06

A player had three straight 30-point games:

Bonzi Wells (33) vs. Western Michigan, 12-10-97, (33) vs. Wisconsin, 12-13-97, and (30) at Northeast Louisiana (12-22-97)

A player had four straight 30-point games:

Bonzi Wells (34) vs. Mississippi, 12-6-97; (30) vs. Western Michigan, 12-10-97; (33) vs. Wisconsin, 12-13-97, and (30) at Northeast La., 12-22-97

Averaged a double-double (pts./rebs.) in a season:

Majok Majok (11.2/10.0), 2013-14

BSU shot 70 percent for a half:

71.0 (2nd half) at Evansville, 11-9-19

BSU scored 60 points in a half:

62 (2nd half) vs. IUPUI, 12-7-19

BSU scored 100 points in a game:

BSU 102, IUPUI 54, 12-7-19

BSU shot 60 percent for a game:

.617 at Indiana State, 11-25-17

BSU shot less than 30 percent for a game:

.267 at Eastern Michigan, 2-3-18

BSU shot less than 50 percent from the FT line:

.346 (9 for 26) vs. Northern Kentucky, 11-20-19

BSU held an opponent under 30 percent shooting:

.281 at Northern Illinois, 3-6-2020

An opponent shot at least 60 percent:

Western Michigan (.619) at WMU, 2-8-20

BSU played an overtime game:

vs. Kent State, 2-2-19; KSU 83, BSU 80 (OT)

BSU played a double overtime game:

vs. Eastern Michigan, 1-8-19; EMU 84, BSU 82 (2OT)

BSU played a triple overtime game:

at Central Michigan, 2-9-14; CMU 101, BSU 95 (3OT)

**BSU has never played more than three OT's*

BSU played a top-25 team:

at Buffalo (#17 by USA Today, #18 by AP), 1-29-19; Buffalo 83, Ball State 59

BSU hosted a top-25 team:

vs. Butler (#20 by AP, #23 by ESPN/USA Today), 12-2-09, Butler 59, Ball State 38

BSU defeated a top-25 team:

at Notre Dame (#8 by USA Today, #9 by AP), 12-5-17; Ball State 80, Notre Dame 77



Majok Majok is the most recent BSU player to average a double-double for a season. He averaged 11.2 points and 10.0 rebounds for the Cardinals in 2013-14.

ATTENDANCE SUMMARY (SINCE 1970)

Season	Total Home Attendance	Average In Home Games	Total Away Attendance	Average In Road Games	Total Attendance	Season Average	Home Sellouts
2020-21	Attendance strictly limited or not permitted at all because of the COVID-19 pandemic						
2019-20	66,591	4,439 (15)	36,044	3,004 (12)	122,604	3,955 (31)	(0)
2018-19	57,631	4,116 (14)	67,710	3,797 (15)	136,101	4,124 (33)	(0)
2017-18	59,534	3,721 (16)	66,198	4,278 (15)	127,755	3,922 (32)	(0)
2016-17	49,943	3,121 (16)	59,132	3,579 (14)	118,099	3,474 (34)	(0)
2015-16	52,514	2,764 (19)	42,426	2,959 (14)	95,940	2,741 (35)	(0)
2014-15	42,087	2,806 (15)	55,429	3,695 (15)	97,516	3,251 (30)	(0)
2013-14	42,922	3,066 (14)	70,994	4,437 (16)	113,916	3,797 (30)	(0)
2012-13	49,917	3,120 (16)	55,777	4,291 (13)	107,841	3,595 (30)	(0)
2011-12	55,858	3,724 (15)	48,168	3,211 (15)	104,026	3,468 (30)	(0)
2010-11	45,965	3,283 (14)	61,099	3,011 (14)	126,008	3,938 (32)	(0)
2009-10	57,927	3,370 (17)	47,197	3,933 (12)	112,307	3,744 (30)	(0)
2008-09	58,448	3,653 (16)	36,750	2,827 (13)	109,434	3,530 (31)	(0)
2007-08	50,791	3,398 (15)	55,615	3,972 (14)	106,586	3,552 (30)	(0)
2006-07	60,116	4,294 (14)	56,122	4,317 (13)	145,652	4,698 (31)	(0)
2005-06	71,063	5,076 (14)	46,537	3,324 (14)	117,600	4,200 (28)	(1)
2004-05	78,970	5,641 (14)	39,296	3,275 (12)	148,239	5,294 (28)	(0)
2003-04	74,364	4,958 (15)	72,167	5,204 (13)	146,531	5,052 (29)	(0)
2002-03	78,343	5,596 (14)	73,206	4,909 (13)	151,549	5,051 (30)	(1)
2001-02	93,917	6,708 (14)	89,699	5,980 (15)	221,377	6,325 (35)	(1)
2000-01	74,742	4,983 (15)	82,076	5,471 (15)	156,818	5,227 (30)	(0)
1999-00	78,211	5,587 (14)	58,312	4,859 (12)	194,875	6,286 (31)	(0)
1998-99	73,185	5,630 (13)	50,910	4,243 (12)	154,494	5,722 (27)	(0)
1997-98	111,110	7,407 (15)	53,940	4,149 (14)	170,050	5,864 (29)	(1)
1996-97	81,495	5,821 (14)	81,318	5,808 (14)	168,653	5,816 (29)	(0)
1995-96	84,469	6,498 (13)	83,125	6,394 (13)	188,705	6,739 (28)	(1)
1994-95	102,987	6,866 (15)	54,663	4,969 (11)	198,682	6,623 (30)	(0)
1993-94	106,327	7,088 (15)	51,095	4,258 (12)	163,922	5,584 (28)	(0)
1992-93	106,296	6,644 (16)	39,769	3,977 (10)	176,575	5,193 (34)	(1)
1991-92	131,475	7,734 (17)	60,706	4,670 (13)	204,005	6,182 (33)	** (5)
1990-91	108,411	6,377 (17)	72,906	5,208 (14)	181,317	5,849 (31)	(9)
1989-90	87,300	6,236 (14)	137,952	7,261 (19)	225,252	6,826 (33)	(3)
1988-89	87,065	6,219 (14)	150,579	8,366 (18)	237,644	7,426 (32)	(3)
1987-88	52,855	3,524 (15)	70,223	5,402 (13)	123,078	4,396 (28)	(0)
1986-87	49,815	3,832 (13)	69,767	4,983 (14)	119,582	4,429 (27)	(0)
1985-86	60,826	4,345 (14)	91,579	5,387 (17)	152,405	4,916 (31)	(1)
1984-85	65,195	5,015 (13)	63,611	4,893 (13)	153,445	5,291 (29)	(0)
1983-84	46,120	3,548 (13)	47,044	3,920 (12)	127,068	4,706 (27)	(0)
1982-83	80,069	5,004 (16)	76,551	5,889 (13)	156,620	5,401 (29)	(0)
1981-82	71,800	5,983 (12)	68,092	4,864 (14)	148,146	5,291 (28)	(1)
1980-81	75,306	5,020 (15)	68,750	5,729 (12)	162,803	5,427 (30)	(1)
1979-80	60,242	4,303 (14)	47,488	3,957 (12)	122,850	4,095 (30)	(0)
1978-79	60,850	3,803 (16)	43,196	3,927 (11)	104,046	3,854 (27)	(1)
1977-78	40,697	3,131 (13)	59,514	4,960 (12)	100,211	4,008 (25)	(0)
1976-77	44,380	3,414 (13)	47,694	3,975 (12)	92,074	3,683 (25)	(0)
1975-76	47,290	3,638 (13)	43,758	3,978 (11)	97,673	3,907 (25)	(0)
1974-75	44,965	3,459 (13)	47,521	3,960 (12)	92,486	3,699 (25)	(0)
1973-74	62,130	4,438 (14)	46,314	3,860 (12)	108,444	4,171 (26)	(1)
1972-73	45,585	3,256 (14)	52,066	4,733 (11)	97,651	3,906 (25)	(0)
1971-72	55,605	4,634 (12)	55,559	5,556 (10)	113,164	4,715 (24)	(0)
1970-71	39,820	2,844 (14)	46,336	3,861 (12)	86,156	3,314 (26)	(0)

** Includes three in Irving Gym and two in University Arena (The Cardinals played their first game in University Arena Jan. 15, 1992. University Arena was renamed John E. Worthen Arena prior to the 2000-2001 season.)

ATTENDANCE RECORDS

HIGH ATTENDANCE FOR A HOME GAME

1.	11,500	vs. Butler	12-19-01
	11,500	vs. Miami U.	1-15-92
	11,500	vs. W. Michigan	2-15-92
	11,500	vs. Miami U.	3-6-93
	11,500	vs. Michigan	11-29-95
	11,500	vs. N. Illinois	2-21-98
	11,500	vs. Indiana	12-31-02
	11,500	vs. Indiana	12-31-05
9.	10,547	vs. Ohio	3-4-95
10.	10,328	vs. C. Michigan	2-22-92
11.	10,141	vs. Ohio	1-22-92
12.	9,971	vs. E. Michigan	2-11-98
13.	9,492	vs. W. Michigan	2-25-98
14.	9,326	vs. E. Michigan	2-29-92
15.	9,251	vs. Butler	11-30-93
16.	9,124	vs. Manchester	11-27-93
17.	9,048	vs. Bowling Green	1-29-92
18.	8,708	vs. Ohio	1-31-98
19.	8,555	vs. Miami	2-25-95
20.	8,452	vs. Miami	2-23-02
21.	8,412	vs. Butler	12-10-11
22.	8,346	vs. S. Carolina St.	12-4-93
23.	8,290	vs. Miami	1-29-94
24.	8,114	vs. Toledo	1-17-98
25.	8,177	vs. Miami	2-11-01

HIGH ATTENDANCE FOR AN AWAY GAME

37,444 vs. Illinois, 3-18-89
at the Hoosier Dome (Indianapolis, Ind.)

HIGH ATTENDANCE IN A SEASON

237,644 in 1988-89

HIGH HOME ATTENDANCE IN A SEASON

131,475 in 1991-92

HIGH AWAY ATTENDANCE IN A SEASON

150,579 in 1988-89

HIGH HOME SEASON AVERAGE

7,734 in 1991-92 (17 games - 131,475)

HIGH AWAY SEASON AVERAGE

8,366 in 1988-89 (18 games - 150,579)

HIGH AVERAGE IN A SEASON

7,426 in 1988-89 (32 games - 237,644)

MOST CAPACITY CROWDS IN A SEASON

9 in 1990-91 (Irving Gym)

MOST CONSECUTIVE CAPACITY CROWDS IN A SEASON

4 in 1990-91 (Jan. 9-26, 1991)



Ball State opened Worthen Arena (then University Arena) Jan. 15, 1992 with a 70-64 victory over Miami University in front of a capacity crowd of 11,500.

MAC TOURNAMENT HISTORY

MAC Tournament by the Numbers

All-Time Record	39-33
Appearances	39
Semifinals	21
Finals	9
Championships	7

Ball State's seven tourney titles are the most in MAC history.

Championship Years

1981, 1986, 1989, 1990, 1993, 1995, 2000

Record vs. Opponents

Akron	1-1
Bowling Green	1-6
Buffalo	0-3
Central Michigan	4-0
Eastern Michigan	4-5
Kent State	3-3
Marshall	2-0
Miami	5-5
Northern Illinois	2-2
Ohio	7-3
Toledo	5-3
Western Michigan	5-2
TOTAL	39-33



The 1995 Cardinals celebrate their MAC Tournament championship in Cleveland, Ohio. It was BSU's fifth tourney title in 10 years.

1980 - Ann Arbor, Mich.

Quarterfinals - Kent, Ohio

#5 Ball State 73, #4 Kent State 71

Semifinals

#1 Toledo 91, Ball State 58

Consolation

Northern Illinois 71, Ball State 58

1981 - Ann Arbor, Mich.

Quarterfinals - Muncie, Ind.

#2 Ball State 85, #7 Ohio 70

Semifinals

Ball State 79, #3 Toledo 77

Finals

Ball State 79, #5 Northern Illinois 66

1982 - Ann Arbor, Mich.

Quarterfinals - BYE

Semifinals

#1 Ball State 76, #5 Western Mich. 72

Finals

#3 Northern Illinois 79, Ball State 75

1983 - Campus Sites

Quarterfinals - Muncie, Ind.

#4 Ball State 85, #8 Miami 79

Semifinals - Bowling Green, Ohio

#1 Bowling Green 79, Ball State 69

1984 - Rockford, Ill.

Did Not Qualify

1985 - Rockford, Ill.

Quarterfinals

#6 Ball State 68, #3 Toledo 66

Semifinals

#2 Miami 91, Ball State 70

1986 - Rockford, Ill.

Quarterfinals

#3 Ball State 87, #6 Western Mich. 76

Semifinals

Ball State 93, #2 Ohio 69

Finals

Ball State 87, #1 Miami 79

1987 - Toledo, Ohio

Did Not Qualify

1988 - Toledo, Ohio

Quarterfinals - Muncie, Ind

#5 Western Mich. 80, #4 Ball State 79

1989 - Toledo, Ohio

Quarterfinals

#1 Ball State 62, #8 Ohio 46

Semifinals

Ball State 77, #4 Eastern Michigan 76

Finals

Ball State 67, #2 Kent State 65

1990 - Detroit, Mich.

Quarterfinals

#1 Ball State 77, #8 Ohio 70

Semifinals

Ball State 69, #5 Eastern Michigan 58

Finals

Ball State 78, #7 Central Michigan 56

1991 - Detroit, Mich.

Quarterfinals

#3 Ball State 77, #6 Central Mich. 69

Semifinals

#7 Toledo 62, Ball State 61

1992 - Detroit, Mich.

Quarterfinals

#2 Ball State 79, #7 Central Mich. 65

Semifinals

Ball State 65, #3 Western Mich. 61

Finals

#1 Miami 58, Ball State 57

1993 - Columbus, Ohio

Quarterfinals

#1 Ball State 78, #8 Kent State 57

Semifinals

Ball State 72, #5 Toledo 64

Finals

Ball State 79, #3 Western Mich. 64

1994 - Columbus, Ohio

Quarterfinals - Muncie, Ind.

#4 Ball State 80, #5 Toledo 73

Semifinals

#1 Ohio 79, Ball State 70

1995 - Toledo, Ohio

Quarterfinals - Muncie, Ind.

#4 Ball State 72, #5 Bowling Green 58

Semifinals

Ball State 66, #1 Miami 61

Finals

Ball State 77, #3 Eastern Michigan 70

MAC TOURNAMENT HISTORY

1996 - Toledo, Ohio

Quarterfinals - Athens, Ohio

#5 Ball State 86, #4 Ohio 80

Semifinals

#1 Eastern Michigan 87, Ball State 71

1997 - Toledo, Ohio

Quarterfinals - Ypsilanti, Mich.

#4 Eastern Mich. 85, #5 Ball State 75

1998 - Toledo, Ohio

Quarterfinals - Muncie, Ind.

#1 Ball State 93, #8 Marshall 76

Semifinals

#4 Eastern Mich. 73, Ball State 72 (OT)

1999 - Toledo, Ohio

Quarterfinals - Oxford, Ohio

#1 Miami 58, #8 Ball State 43

2000 - Cleveland, Ohio

First Round - BYE

Quarterfinals

#2 Ball State 64, #7 Toledo 63

Semifinals

Ball State 70, #6 Ohio 67

Finals

Ball State 61, #9 Miami 58

2001 - Cleveland, Ohio

First Round - Muncie, Ind.

#6 Ball State 89, #11 Northern Ill. 57

Quarterfinals

Ball State 84, #3 Marshall 81

Semifinals

#2 Kent State 67, Ball State 55

2002 - Cleveland, Ohio

First Round - BYE

Quarterfinals

#2 Ball State 62, #7 Miami 50

Semifinals

#3 Bowling Green 69, Ball State 57

2003 - Cleveland, Ohio

First Round - Muncie, Ind.

#9 Bowling Green 90, #8 Ball State 81

2004 - Cleveland, Ohio

First Round - Muncie, Ind.

#6 Ball State 76, #11 Akron 72

Quarterfinals

#3 Miami 72, Ball State 67

2005 - Cleveland, Ohio

First Round - Bowling Green, Ohio

#8 Bowling Green 75, #9 Ball State 73

2006 - Cleveland, Ohio

First Round - Buffalo, N.Y.

#8 Buffalo 80, #9 Ball State 72

2007 - Cleveland, Ohio

First Round

#8 Eastern Mich. 51, #9 Ball State 48

2008 - Cleveland, Ohio

First Round

#7 Eastern Mich. 59, #10 Ball State 55

2009 - Cleveland, Ohio

First Round - BYE

Quarterfinals

#2 Ball St. 64, #7 Central Mich. 61 (OT)

Semifinals

#3 Buffalo 64, Ball State 52

2010 - Cleveland, Ohio

First Round - Muncie, Ind.

#9 Ohio 85, #8 Ball State 77

2011 - Cleveland, Ohio

First Round - BYE

Quarterfinals

#4 Ball State 76, #5 Ohio 73 (OT)

Semifinals

#1 Kent State 79, Ball State 68

2012 - Cleveland, Ohio

First Round - Kalamazoo, Mich

#8 Western Mich. 69, #9 Ball State 63

2013 - Cleveland, Ohio

First Round - BYE

Second Round

#8 Buffalo 76, #5 Ball State 61

2014 - Cleveland, Ohio

First Round - Athens, Ohio

#5 Ohio 76, #12 Ball State 64

2015 - Cleveland, Ohio

First Round - Bowling Green, Ohio

#5 Bowling Green 88, #12 Ball State 75

2016 - Cleveland, Ohio

First Round - Muncie, Ind.

#11 Miami 49, #6 Ball State 47

2017 - Cleveland, Ohio

First Round - BYE

Quarterfinals

#4 Ball State 66, #5 Western Mich. 63

Semifinals

#1 Akron 74, Ball State 70

2018 - Cleveland, Ohio

First Round - BYE

Quarterfinals

#5 Kent State 76, #4 Ball State 73

2019 - Cleveland, Ohio

First Round - Ypsilanti, Mich.

#11 Ball State 61, #6 Eastern Mich. 43

Quarterfinals

#3 Bowling Green 99, Ball State 86

2020 -- Cleveland, Ohio

Tournament canceled by COVID-19.

BSU was the No. 3 seed.

2021 - Cleveland, Ohio

Quarterfinals

#1 Toledo 91, #8 Ball State 89 (OT)



The Cardinals won the 2000 MAC Tournament in Cleveland, the first year the event was held at Rocky Mortgage FieldHouse (then Gund Arena).

MAC TOURNAMENT RECORDS (INDIVIDUAL)

POINTS (all games of 30 or more)

1.	38	Skip Mills	at Buffalo	3/6/06
2.	37	Bonzi Wells	at Ohio	3/5/96
3.	36	Bonzi Wells	vs. Marshall	2/28/98
4.	35	Duane Clemens	vs. Ohio	3/6/00
5.	33	Jarron Coleman	vs. Toledo	3/11/21
	32	Ray McCallum	vs. Miami	3/8/83
7.	31	Jamie Matthews	vs. Western Mich.	3/13/93
	31	Derrick Wesley	vs. Western Mich.	3/8/88
9.	30	Ray McCallum	vs. Western Mich.	3/5/82

REBOUNDS

1.	17	Steve Payne	vs. Kent State	3/11/93
	17	Dan Palombizio	vs. Miami	3/8/86
3.	14	Trey Moses	vs. Western Mich.	3/9/17
	14	Bonzi Wells	vs. Eastern Mich.	3/8/96
	14	Bonzi Wells	at Ohio	3/5/96
	14	Steve Payne	vs. Toledo	3/8/94
7.	13	(Eight times)		
		Last: Kyle Mallers	vs. Kent State	3/8/18

ASSISTS

1.	10	Jon Mansbury	vs. Miami	3/8/83
2.	9	Bonzi Wells	vs. Eastern Mich.	3/3/98
3.	8	Peyton Stovall	vs. Akron	3/8/04
	8	Bonzi Wells	at Ohio	3/5/96
5.	7	(Six times)		
		Last: Tayler Persons	vs. Bowling Green	3/14/19

BLOCKS

1.	7	Lonnie Jones	vs. Miami	3/8/00
2.	6	Lonnie Jones	vs. Northern Ill.	3/5/01
3.	5	Lonnie Jones	vs. Toledo	3/5/00
4.	4	Lonnie Jones	vs. Bowling Green	3/8/02
5.	3	(Five times)		
		Last: Jarrod Jones	vs. Buffalo	3/13/09

STEALS

1.	8	Bonzi Wells	vs. Marshall	2/28/98
2.	6	Jamie Matthews	vs. Western Mich.	3/13/93
	6	Jamie Matthews	vs. Toledo	3/12/93
4.	5	Duane Clemens	vs. Ohio	3/6/00
5.	4	(Seven times)		
		Last: Patrick Jackson	vs. Northern Ill.	3/5/01

FIELD GOALS MADE

1.	14	Bonzi Wells	vs. Marshall	2/28/98
2.	13	Bonzi Wells	at Ohio	3/5/96
	13	C.C. Fullove	vs. Northern Ill.	3/6/82
	13	Ray McCallum	vs. Western Mich.	3/5/82
5.	12	Jarron Coleman	vs. Toledo	3/11/21
	12	Skip Mills	at Buffalo	3/6/06
	12	Duane Clemens	vs. Ohio	3/6/00
	12	Ray McCallum	vs. Miami	3/8/83
	12	Al Gooden	vs. Toledo	3/1/80

FIELD GOALS ATTEMPTED

1.	24	Duane Clemens	vs. Ohio	3/6/00
2.	22	Tayler Persons	vs. Bowling Green	3/14/19
	22	Jauwan Scaife	vs. Buffalo	3/13/13
	22	Bonzi Wells	at Ohio	3/5/96
	22	Bonzi Wells	vs. Eastern Mich.	3/11/95
6.	21	Jarron Coleman	vs. Toledo	3/11/21
7.	20	Skip Mills	at Bowling Green	3/7/05
	20	Bonzi Wells	vs. Marshall	2/28/98
	20	Bonzi Wells	vs. Eastern Mich.	3/8/96

3-POINT FIELD GOALS MADE

1.	7	Jauwan Scaife	vs. Buffalo	3/13/13
2.	6	Skip Mills	at Buffalo	3/6/06
	6	Robert Owens	vs. Bowling Green	3/10/03
	6	Randy Zachary	at Eastern Mich.	3/4/97
	6	Billy Butts	vs. Central Mich.	3/11/90
	6	Billy Butts	vs. Ohio	3/9/90

3-POINT FIELD GOALS ATTEMPTED

1.	14	Jauwan Scaife	vs. Buffalo	3/13/13
2.	12	Skip Mills	at Buffalo	3/6/06
3.	11	Zach Gunn	vs. Kent State	3/8/18
4.	10	Ishmael El-Amin	vs. Toledo	3/11/21
	10	Robert Owens	vs. Bowling Green	3/10/03
	10	Randy Zachary	at Eastern Mich.	3/4/97

FREE THROWS MADE

1.	15	Dan Palombizio	vs. Miami	3/8/86
2.	14	Chris Williams	vs. Bowling Green	3/10/03
3.	11	Jamie Matthews	vs. Western Michigan	3/13/93
	11	Bill Gillis	vs. Kent State	3/11/93
	11	Paris McCurdy	vs. Ohio	3/9/90

FREE THROWS ATTEMPTED

1.	18	Chris Williams	vs. Bowling Green	3/10/03
2.	17	Dan Palombizio	vs. Miami	3/8/86
3.	16	Duane Clemens	vs. Ohio	3/6/00
4.	14	Bill Gillis	vs. Kent State	3/11/93
5.	12	Anthony Newell	vs. Eastern Mich.	3/7/07
	12	Keith Stalling	vs. Central Mich.	3/12/92



Skip Mills' 38 points in a 2006 first-round game at Buffalo are the most ever by a BSU player in the MAC Tournament. He scored more than half of the Cardinals' 72 points that night.

MAC TOURNAMENT RECORDS (TEAM)**POINTS**

1.	93	vs. Marshall	2/28/98
	93	vs. Ohio	3/7/86
3.	92	vs. Eastern Mich.	3/3/98
4.	89	vs. Toledo	3/11/21
	89	vs. Northern Ill.	3/5/01

REBOUNDS

1.	46	vs. Kent State	3/8/18
2.	44	vs. Toledo	3/11/21
	44	vs. Ohio	3/3/81
4.	43	vs. Eastern Mich.	3/8/96
5.	41	at Eastern Mich.	3/11/19
	41	vs. Western Mich.	3/9/17
	41	vs. Miami	3/8/83

ASSISTS

1.	20	vs. Ohio	3/7/10
	20	vs. Western Mich.	3/8/88
	20	vs. Bowling Green	3/10/83
	20	vs. Northern Ill.	3/6/82
5.	19	vs. Marshall	2/28/98
	19	vs. Central Michigan	3/11/90
	19	vs. Miami	3/8/83

BLOCKS

1.	7	vs. Northern Ill.	3/5/01
	7	vs. Miami	3/8/00
3.	6	vs. Bowling Green	3/8/02
	6	vs. Toledo	3/5/00
5.	5	vs. Kent State	3/8/18
	5	vs. Miami	3/7/16
	5	vs. Northern Ill.	3/2/80

STEALS

1.	16	vs. Marshall	2/28/98
2.	13	vs. Eastern Mich.	3/7/07
3.	11	vs. Toledo	3/5/00
	11	vs. Bowling Green	3/7/95
5.	10	vs. Toledo	3/12/93
	10	vs. Northern Ill.	3/2/80

FIELD GOALS MADE

1.	38	vs. Marshall	2/28/98
2.	36	vs. Eastern Mich.	3/3/98
	36	vs. Toledo	3/1/80
4.	35	vs. Northern Ill.	3/5/01
	35	vs. Ohio	3/7/86

FIELD GOALS ATTEMPTED

1.	75	vs. Toledo	3/11/21
	75	vs. Toledo	3/1/80
3.	69	vs. Kent State	3/8/18
	69	vs. Eastern Mich.	3/8/96
5.	68	vs. Bowling Green	3/10/83

FIELD GOAL PERCENTAGE

1.	.745	(35 of 47)	vs. Ohio	3/7/86
2.	.636	(28 of 44)	vs. Western Mich.	3/5/82
3.	.633	(31 of 49)	vs. Miami	3/8/83
4.	.603	(38 of 63)	vs. Marshall	2/28/98
5.	.587	(27 of 46)	vs. Toledo	3/8/94

3-POINT FIELD GOALS MADE

1.	13	vs. Akron	3/10/17
	13	vs. Marshall	3/8/01
3.	11	at Ohio	3/5/96
4.	10	vs. Toledo	3/11/21
	10	vs. Northern Ill.	3/5/01
	10	vs. Central Mich.	3/11/90

3-POINT FIELD GOAL ATTEMPTS

1.	29	vs. Akron	3/10/17
2.	28	vs. Toledo	3/11/21
3.	26	vs. Western Mich.	3/9/17
4.	25	vs. Bowling Green	3/14/19
5.	24	vs. Kent State	3/8/18
	24	vs. Eastern Mich.	3/12/08

3-POINT PERCENTAGE (MIN. 10 ATTEMPTS)

1.	.667	(10 of 15)	vs. Northern Ill.	3/5/01
2.	.625	(10 of 16)	vs. Central Mich.	3/11/90
3.	.600	(6 of 10)	vs. Miami	3/8/00
4.	.500	(8 of 16)	vs. Ohio	3/7/10
	.500	(8 of 16)	vs. Eastern Mich.	3/4/97
	.500	(6 of 12)	vs. Toledo	3/9/91

FREE THROWS MADE

1.	33	vs. Miami	3/8/86
2.	30	vs. Bowling Green	3/10/03
	30	vs. Central Mich.	3/8/91
4.	28	vs. Central Mich.	3/12/92
5.	27	vs. Ohio	3/9/90
	27	vs. Western Mich.	3/6/86

FREE THROWS ATTEMPTED

1.	42	vs. Central Mich.	3/8/91
2.	41	vs. Miami	3/8/86
3.	40	vs. Central Mich.	3/12/92
4.	39	vs. Western Mich.	3/6/86
5.	38	vs. Toledo	3/8/94

FREE THROW PERCENTAGE (MIN. 10 ATTEMPTS)

1.	1.000	(15 of 15)	vs. Kent State	3/12/89
2.	.941	(16 of 17)	at Western Mich.	3/5/12
3.	.920	(23 of 25)	vs. Miami	3/8/83
4.	.917	(22 of 24)	vs. Western Mich.	3/13/93
5.	.900	(9 of 10)	vs. Miami	3/14/92

POSTSEASON HISTORY

DIVISION I

NCAA Tournament

Appearances: 7 (1981, 1986, 1989, 1990, 1993, 1995, 2000)

Record: 3-7 | **Deepest Run:** Sweet 16 (1990)

NIT

Appearances: 4 (1991, 1992, 1998, 2002)

Record: 3-4 | **Deepest Run:** Final Eight (2002)

CIT

Appearances: 2 (2016, 2017)

Record: 2-2 | **Deepest Run:** Quarterfinals (2016)

1981 NCAA TOURNAMENT

3/13/81 vs. Boston College (Tuscaloosa, Ala.) L, 93-90

1986 NCAA TOURNAMENT

3/13/86 vs. Memphis State (Baton Rouge, La.) L, 95-63

1989 NCAA TOURNAMENT

3/16/89 vs. Pittsburgh (Indianapolis, Ind.) W, 68-64

3/18/89 vs. Illinois (Indianapolis, Ind.) L, 72-60

1990 NCAA TOURNAMENT

3/15/90 vs. Oregon State (Salt Lake City, Utah) W, 54-53

3/17/90 vs. Louisville (Salt Lake City, Utah) W, 62-60

3/23/90 vs. UNLV (Oakland, Calif.) L, 69-67

1991 NIT

3/13/91 at Cincinnati (Cincinnati, Ohio) L, 82-55

1992 NIT

3/19/92 at Utah (Salt Lake City, Utah) L, 72-57

1993 NCAA TOURNAMENT

3/18/93 vs. Kansas (Chicago, Ill.) L, 94-72

1995 NCAA TOURNAMENT

3/16/95 vs. Arizona State (Memphis, Tenn.) L, 81-66

1998 NIT

3/11/98 at Memphis (Memphis, Tenn.) L, 90-67

2000 NCAA TOURNAMENT

3/16/00 vs. UCLA (Minneapolis, Minn.) L, 65-57

2002 NIT

3/12/02 vs. South Florida (Muncie, Ind.) W, 98-92

3/15/02 at Saint Joseph's (Philadelphia, Pa.) W, 76-54

3/19/02 at LSU (Baton Rouge, La.) W, 75-65

3/21/02 at South Carolina (Columbia, S.C.) L, 82-47

2016 CIT

3/15/16 at Tennessee State (Nashville, Tenn.) W, 78-73 (OT)

3/20/16 vs. UT Martin (Muncie, Ind.) W, 83-80 (OT)

3/23/16 at Columbia (New York, New York) L, 69-67

2017 CIT

3/15/17 at Fort Wayne (Fort Wayne, Ind.) L, 88-80

PRE-DIVISION I

1957 NAIA TOURNAMENT

3/12/57 vs. Southern Illinois (Kansas City, Mo.) L, 88-81

3/13/57 vs. Jackson State (Kansas City, Mo.)* L, 92-71

* Consolation game

1964 NCAA COLLEGE DIVISION POSTSEASON

3/5/64 vs. Troy State (Evansville, Ind.) W, 98-70

3/6/64 vs. Texas Southern (Evansville, Ind.) L, 98-72



John Williams and the Cardinals made their NCAA Tournament debut in 1981, nearly knocking off Boston College.



Head coach Dick Hunsaker and Chandler Thompson celebrate a BSU win in the 1990 NCAA Tournament.

DIVISION I POSTSEASON RECORDS (INDIVIDUAL)

POINTS (all games of 20 or more)

1.	40	Chris Williams	vs. South Florida (NIT)	3/12/02
2.	28	Patrick Jackson	at St. Joseph's (NIT)	3/15/02
3.	26	Ray McCallum	vs. Boston College (NCAA)	3/11/81
4.	25	Jeremie Tyler	at Tennessee State (CIT)	3/15/16
	25	Chris Williams	vs. LSU (NIT)	3/19/02
6.	24	Chandler Thompson	vs. Oregon State (NCAA)	3/15/90
7.	22	Bill Gillis	at Utah (NIT)	3/19/92
8.	21	Chandler Thompson	vs. UNLV (NCAA)	3/23/90

REBOUNDS

1.	14	Dan Palombizio	vs. Memphis State (NCAA)	3/13/86
2.	13	Franko House	vs. UT Martin (CIT)	3/20/16
	13	Trey Moses	at Tennessee State (CIT)	3/15/16
	13	Chandler Thompson	vs. Oregon State (NCAA)	3/15/90
5.	12	Curtis Kidd	vs. UNLV (NCAA)	3/23/90
	12	Paris McCurdy	vs. Illinois (NCAA)	3/18/89
7.	11	Theron Smith	at St. Joseph's (NIT)	3/15/02
8.	10	Tahjai Teague	vs. Fort Wayne (CIT)	3/15/17
	10	Steve Payne	vs. Arizona State (NCAA)	3/16/95
	10	Bonzi Wells	vs. Arizona State (NCAA)	3/16/95

ASSISTS

1.	10	Scott Nichols	vs. UNLV (NCAA)	3/23/90
2.	7	Jamie Mathews	vs. Kansas (NCAA)	3/18/93
3.	6	Trey Moses	at Tennessee State (CIT)	3/15/16
	6	Patrick Jackson	vs. St. Joseph's (NIT)	3/15/02
	6	Scott Nichols	vs. Illinois (NCAA)	3/16/89
6.	5	(Seven times)		
		Last: Tayler Persons	at Fort Wayne (CIT)	3/15/17

BLOCKS

1.	3	Trey Moses	at Tennessee State (CIT)	3/21/16
	3	Lonnie Jones	at South Carolina (NIT)	3/21/02
	3	Lonnie Jones	at St. Joseph's (NIT)	3/15/02
	3	Bonzi Wells	vs. Arizona State (NCAA)	3/16/95
5.	2	Lonnie Jones	at LSU (NIT)	3/19/02
	2	Duane Clemons	vs. UCLA (NCAA)	3/16/00
	2	Bonzi Wells	at Memphis (NIT)	3/11/98
	2	George Bradley	vs. Boston College (NCAA)	3/11/81

STEALS

1.	8	Duane Clemens	vs. UCLA (NCAA)	3/16/00
2.	4	Paris McCurdy	vs. UNLV (NCAA)	3/23/90
	4	Keith Stalling	vs. Pittsburg (NCAA)	3/16/89
4.	3	Patrick Jackson	vs. South Florida (NIT)	3/12/02
	3	Keith Stalling	at Utah (NIT)	3/19/92
	3	Scott Nichols	vs. Illinois (NCAA)	3/18/89
	3	John Williams	vs. Boston College (NCAA)	3/11/81

FIELD GOALS MADE

1.	13	Ray McCallum	vs. Boston College (NCAA)	3/11/81
2.	10	Chris Williams	vs. South Florida (NIT)	3/12/02
	10	Bill Gillis	at Utah (NIT)	3/19/92
4.	9	Jeremie Tyler	at Tennessee State (CIT)	3/15/16
	9	Chandler Thompson	vs. UNLV (NCAA)	3/23/90
	9	Chandler Thompson	vs. Oregon State (NCAA)	3/15/90

FIELD GOAL ATTEMPTS

1.	24	Duane Clemens	vs. UCLA (NCAA)	3/16/00
2.	22	Dan Palombizio	vs. Memphis State (NCAA)	3/13/86
3.	19	Chris Williams	vs. South Florida (NIT)	3/12/02
	19	Chandler Thompson	vs. UNLV (NCAA)	3/23/90
	19	Ray McCallum	vs. Boston College (NCAA)	3/11/81

3-POINT FIELD GOALS MADE

1.	6	Ryan Weber	at Tennessee State (CIT)	3/15/16
	6	Chris Williams	at LSU (NIT)	3/19/02
	6	Patrick Jackson	at St. Joseph's (NIT)	3/15/02
	6	Chris Williams	vs. South Florida (NIT)	3/12/02
5.	5	Jeremie Tyler	at Tennessee State (CIT)	3/15/16
	5	Patrick Jackson	at LSU (NIT)	3/19/02

Most in NCAA Tournament game:

3 by Billy Butts (twice): vs. Pittsburg (3/16/19) and Louisville (3/17/90)

3-POINT FIELD GOAL ATTEMPTS

1.	11	Chris Williams	at LSU (NIT)	3/19/02
2.	10	Chris Williams	vs. South Florida (NIT)	3/12/02
3.	9	Ryan Weber	vs. UT Martin (CIT)	3/20/16
	9	Ryan Weber	at Tennessee State (CIT)	3/15/16
	9	Billy Butts	vs. Illinois (NCAA)	3/18/89

FREE THROWS MADE

1.	14	Chris Williams	vs. South Florida (NIT)	3/12/02
2.	13	Al Gooden	vs. Boston College (NCAA)	3/11/81
3.	10	Jeff Williams	vs. Boston College (NCAA)	3/11/81
4.	7	Dan Palombizio	vs. Memphis State (NCAA)	3/13/86
5.	6	(Six times)		
		Last: Trey Moses	at Tennessee State (CIT)	3/15/16

FREE THROW ATTEMPTS

1.	16	Chris Williams	vs. South Florida (NIT)	3/12/02
2.	13	Al Gooden	vs. Boston College (NCAA)	3/11/81
3.	11	Trey Moses	at Tennessee State (CIT)	3/15/16
	11	Jeff Williams	vs. Boston College (NCAA)	3/11/81
T5.	8	(Five times)		
		Last: Patrick Jackson	at St. Joseph's (NIT)	3/15/02

Scott Nichols' 10 assists in the 1990 Sweet 16 game against eventual national champion UNLV still stand as a Ball State postseason record.



DIVISION I POSTSEASON RECORDS (TEAM)

POINTS

1.	98	vs. South Florida (NIT)	3/12/02
2.	90	vs. Boston College (NCAA)	3/13/81
3.	80	at Fort Wayne (CIT)	3/15/17
	80	vs. UT Martin (CIT)	3/20/16
5.	78	at Tennessee State (CIT)	3/15/16

REBOUNDS

1.	52	vs. Memphis State (NCAA)	3/13/86
2.	51	at Tennessee State (CIT)	3/15/16
	51	vs. UNLV (NCAA)	3/23/90
4.	45	vs. Boston College (NCAA)	3/13/81
5.	44	vs. Oregon State (NCAA)	3/15/90

ASSISTS

1.	19	at Tennessee State (CIT)	3/15/16
	19	vs. South Florida (NIT)	3/12/02
3.	18	vs. UNLV (NCAA)	3/23/90
4.	16	vs. Arizona State (NCAA)	3/16/96
	16	vs. Pittsburgh (NCAA)	3/16/89

BLOCKS

1.	5	at Memphis (NIT)	3/11/98
	5	vs. Arizona State (NCAA)	3/16/95
3.	4	at Tennessee State (CIT)	3/15/16
	4	at South Carolina (NIT)	3/21/02
	4	at St. Joseph's (NIT)	3/15/02
	4	vs. UCLA (NCAA)	3/16/00

STEALS

1.	13	vs. UCLA (NCAA)	3/16/00
2.	10	vs. Pittsburgh (NCAA)	3/16/89
	10	vs. Boston College (NCAA)	3/13/81
4.	8	at Memphis (NIT)	3/11/98
	8	vs. Louisville (NCAA)	3/17/90

FIELD GOALS MADE

1.	30	at Fort Wayne (CIT)	3/15/17
	30	vs. Boston College (NCAA)	3/13/81
3.	29	at Memphis (NIT)	3/11/98
	29	vs. Kansas (NCAA)	3/18/92
5.	27	at Columbia (CIT)	3/23/16
	27	vs. UT Martin (CIT)	3/20/16

FIELD GOAL ATTEMPTS

1.	74	vs. Memphis State (NCAA)	3/13/86
2.	71	vs. UNLV (NCAA)	3/23/90
3.	69	at Fort Wayne (CIT)	3/15/17
	69	at Memphis (NIT)	3/11/98
5.	67	vs. UCLA (NCAA)	3/16/00

FIELD GOAL PERCENTAGE

1.	.536	(30 of 56)	vs. Boston College (NCAA)	3/13/81
2.	.527	(29 of 55)	vs. Kansas (NCAA)	3/18/92
3.	.519	(27 of 52)	at Columbia (CIT)	3/23/16
4.	.472	(25 of 53)	vs. South Florida (CIT)	3/12/02
5.	.458	(22 of 48)	vs. Louisville (NCAA)	3/17/90

3- POINT FIELD GOALS MADE

1.	14	at Fort Wayne (CIT)	3/15/17
	14	at Tennessee State (CIT)	3/15/16
	14	at LSU (NIT)	3/19/02
4.	13	vs. South Florida (NIT)	3/12/02
5.	11	at St. Joseph's (NIT)	3/15/02

Most in NCAA Tournament game:

8 vs. UCLA (3/16/2000)

3-POINT FIELD GOALS ATTEMPTED

1.	36	at Fort Wayne (CIT)	3/15/17
2.	33	at Tennessee State (CIT)	3/15/16
3.	28	vs. South Florida (NIT)	3/12/02
4.	26	at LSU (NIT)	3/19/02
5.	23	at St. Joseph's (NIT)	3/15/02

Most in NCAA Tournament game:

20 vs. UCLA (3/16/2000)

3-POINT FIELD GOAL PERCENTAGE

1.	.538	(14 of 26)	at LSU (NIT)	3/19/02
2.	.478	(11 of 23)	at St. Joseph's (NIT)	3/15/02
3.	.464	(13 of 28)	vs. South Florida (NIT)	3/12/02
4.	.424	(14 of 33)	at Tennessee State (CIT)	3/15/16
5.	.400	(8 of 20)	vs. UCLA (NCAA)	3/16/00
	.400	(4 of 10)	vs. Louisville (NCAA)	3/17/90

FREE THROWS MADE

1.	35	vs. South Florida (NIT)	3/12/02
2.	30	vs. Boston College (NCAA)	3/13/81
3.	19	vs. UT Martin (CIT)	3/20/16
4.	16	at Tennessee State (CIT)	3/15/16
	16	vs. Pittsburgh (NCAA)	3/16/89

FREE THROW ATTEMPTS

1.	42	vs. South Florida (NIT)	3/12/02
2.	38	vs. Boston College (NCAA)	3/13/81
3.	26	vs. UT Martin (CIT)	3/20/16
4.	24	vs. Pittsburg (NCAA)	3/16/89
5.	22	vs. Tennessee State (CIT)	3/15/16
	22	vs. Memphis State (NCAA)	3/13/86

FREE THROW PERCENTAGE

1.	.857	(12 of 14)	at South Carolina (NIT)	3/21/02
2.	.833	(35 of 42)	vs. South Florida (NIT)	3/12/02
3.	.824	(14 of 17)	vs. Louisville (NCAA)	3/17/90
4.	.789	(30 of 38)	vs. Boston College (NCAA)	3/13/81
5.	.786	(11 of 14)	at LSU (NIT)	3/19/02

HALL OF FAMERS

**BALL STATE ATHLETICS
HALL OF FAME INDUCTEES
(MEN'S BASKETBALL)**

Inductee	BSU Career	Inducted
1989-90 Team	--	2012
Ray Ashley^	1938-41	1980
Randy Boarden	1975-79	2006
Larry Bullington^	1971-74	1984
Ed Butler	1961-64	1979
Jack Cross^	1951-55	1980
Tom Dobbs	1953-57	1981
Moulton Fulmer^	1925-29	1978
Roy Gardner^	1938-40	1981
Al Gooden	1978-81	1991
Jim Hahn	1975-79	1992
Rick Hall	1985-89	2000
Bob Heady^	1962-64	1985
Marvin Heaton^	1944-50	1983
Jim Hinga (coach)	1954-68	1984
Fred Kehoe^	1948-50	1976
John Lewellen^	1934-35	1978
Ray McCallum	1979-83	1993
Branch McCracken (coach)	1930-38	1976
Dan Palombizio	1984-86	2018
Mike Readnour^	1959-62	1987
Jim Regenold	1969-72	1983
Rex Rudicel^	1935-38	1977
Virgil Schooler^	1924-28	1976
Dick Stealy^	1938-41	1977
Peyton Stovall	2003-08	2016
Bob Straight^	1946-50	1979
Shafer Suggs^	1972-75	1987
Chandler Thompson	1989-92	2005
Wayne Van Sickle^	1954-57	1980
Bonzi Wells	1994-98	2011
Derrick Wesley	1984-88	1998
John Williams	1979-82	1992
Mel Wilson	1932-35	1978
Steve Yoder (coach)	1977-82	2001


**MID-AMERICAN CONFERENCE
HALL OF FAME INDUCTEES
(AFFILIATED WITH BSU MEN'S BASKETBALL PROGRAM)**

Inductee	BSU Career	Inducted
Ray McCallum	1979-83	1988
Shafer Suggs^	1972-75	1989


^multi-sport athlete

**INDIANA BASKETBALL
HALL OF FAME INDUCTEES
(AFFILIATED WITH BSU MEN'S BASKETBALL PROGRAM)**

Inductee	BSU Career	Inducted
Larry Bullington	1971-74	2008
Ed Butler	1961-64	2019
Jack Cross	1951-55	2014
Bob Heady	1962-64	2013
Jim Hinga (coach)	1954-68	1983
John Lee	1961-64	2020
Phil McCarter	1948-51	2007
Branch McCracken (coach)	1930-38	1963
Dan Palombizio	1984-86	2013
Rex Rudicel	1935-38	1984
Keith Showalter	1936-37	1978
Terry Stillabower	1966-68	2016
Bob Straight	1946-50	1979
Tom Wallace	1950-51	1985
Steve Yoder (coach)	1977-82	2020



Randy Boarden



Marvin Heaton

INDIANA ALL-STARS

Each year, the prestigious Indiana All-Star Team features the top 13 high school seniors in the state. The following Indiana All-Star selections went on to play at Ball State ...

Year	All-Star	High School
2019	Luke Bumbalough	New Castle
	Jalen Windham [^]	Ben Davis
2018	Jarron Coleman	Cathedral
2017	Zach Gunn	Hamilton Southeastern
2016	Brachen Hazen [^]	Columbia City
	Kyle Mallers	Fort Wayne Carroll
2015	Tahjai Teague	Pike
	K.J. Walton [^]	Brownsburg
2014	Taylor Persons [^]	Kokomo
	Sean Sellers	Greensburg
	Jeremie Tyler	Arsenal Tech
2010	Tyrae Robinson	Bowman Academy
2008	Randy Davis	Plymouth
2003	Peyton Stovall	Lafayette Jefferson
2001	Gabe Miller	Fort Wayne Carroll
2000	Michael Bennett	Brebeuf
1999	Rob Robbins	Delta
1998	Patrick Jackson	Delta
1997	Cedric Moodie	South Bend Washington
1996	Mickey Hosier	Alexandria-Monroe
	Lamont Roland	New Albany
1994	Bonzi Wells	Muncie Central
1993	Randy Zachary	Anderson Highland
1991	Marlon Fleming	Southport
	LaSalle Thompson [^]	Pike
1990	Jeermal Sylvester	South Bend Riley
1989	Rodney Holmes	South Bend St. Joseph
	Jamie Matthews [^]	New Washington
1988	Chandler Thompson	Muncie Central
1986	Greg Miller	Yorktown
	Rodney Haynes	New Castle
1985	Billy Butts [^]	Muncie North
1981	Dan Palombizio [^]	Michigan City Rogers
	Rick Rowray [^]	Muncie Central
1980	Jeff Todd [^]	Marion
1977	Jeff Williams	Logansport
1970	Larry Bullington	Pike
	Kim Kaufman [^]	Muncie Central
1964	Mike Shumaker	Huntington
	Terry Stillabower [^]	Lafayette Jefferson
1961	Doug Reid [^]	Frankfort

[^]transferred to Ball State



Michael Bennett



Randy Zachary



Jeermal Sylvester



1997-98
MID-AMERICAN
CONFERENCE
WEST DIVISION
CHAMPION

BALL STATE

42

BALL STATE

42

42

