



# 12th MEN'S EUROPEAN HANDBALL CHAMPIONSHIP

## EHF EURO 2016



### Cumulative Statistics

#### RUS - Russia After 6 matches

Time outs: 16 Avg. Time outs: 2.7

No	Name	M	Total			All Goals / Shots								Punishments				Offence			Defence			TP	
			P	Goals	Shots	%	7mP	7m%	6mC	Wing	BT	FB	FTO	9m	YC	RC	2M	2+2	AS	R7	TO/TF	ST	BS		P7
6	SHISHKAREV Daniil	6	8	19	42			1/1	5/10		1/5		1/3	1		1		4		3 / 1	2		1	3:40:07	
7	KOVALEV Dmitry	6	8	11	73				5/8		3/3							2	1		1			2:09:22	
10	CHERNOIVANOV Aleksandr	6	12	15	80			10/13	1/1		1/1			4		4		4	7	2 / 2	1	10	2	2:25:25	
11	ATMAN Pavel	6	14	27	52			2/2	2/4				10/21					25	2	6 / 2				1:48:40	
12	BOGDANOV Vadim	5																						54:43	
13	GORBOK Sergey	6	21	48	44			1/3	5/8		1/2	1/1	13/34			1		19	1	5 / 3	1	3	7	4:56:42	
16	PAVLENKO Dmitrii	1																						0:10	
20	CHIPURIN Mikhail	6	11	14	79			8/11	3/3									7	8	2 / 5			1	1:58:30	
21	KALARASH Gleb	5	3	6	50						3/5		0/1			3		2		1	1	2	3	2:15:00	
25	SHELMENKO Sergei	6	22	40	55			5/6	4/8				13/26	1				14	1	4 / 7	1			3:00:46	
26	DASHKO Ruslan	6	1	3	33								1/3							/ 1				6:09	
30	BUZMAKOV Valentin	6	4	4	100			2/2	2/2							4		1		2		2		1:36:54	
31	DIBIROV Timur	6	32	46	70	9/15	60	2/2	9/16	2/2	10/10		0/1	2		1		8	3	3	7		3	5:47:28	
44	SOROKA Igor	6	9	16	56	8/15	53	1/1																18:39	
74	TCELISHCHEV Lev	6												2		5						1	2	1	1:50:19
87	KIREEV Victor	6																		1					5:04:15
89	ZHITNIKOV Dmitrii	6	15	31	48			4/8	0/4				11/19	5		1		25	7	10 / 6	2	1	3	4:28:53	
Team														2							1				
Totals			160	280	57	17/30	57	36/49	36/64	2/2	19/26	1/1	49/108	17	0	20	0	112	30	39 / 27	20	20	21		6:00:00

No	Name	M	Total			All Saves / Shots											
			P	Saves	Shots	%	7mP	7m%	6mC	Wing	BT	FB	FTO	9m	9m%	NS	NS%
12	BOGDANOV Vadim	5	8	39	21	0/2	0	0/4	2/6		2/4	0/1	4/22	18	2/10	20	
16	PAVLENKO Dmitrii	1	0	1	0	0/1	0										
87	KIREEV Victor	6	74	203	36	4/17	24	10/31	18/44	1/3	8/30	0/1	33/77	43	29/78	37	
Totals			82	243	34	4/20	20	10/35	20/50	1/3	10/34	0/2	37/99	37	31/88	35	

### Attacks

Team	All		Player Majority		Player Minority		Position Attacks		FB		Ind. FB		Team FB		TO	TO %
	G/Att.	%	G/Att.	%	G/Att.	%	G/Att.	%	G/Att.	%	G/Att.	%	G/Att.	%		
RUS	160/320	50	19/35	54	11/21	52	140/290	48	19/29	66			19/29	66	66	21

Legend:	
%	Efficiency
AS	Assists
MP	Matches Played
ST	Steals
FTO	Fast Throw off
2Min	2 Minute Suspensions
BS	Blocked Shots
N/A	not applicable
TO (TF)	Turnovers (Technical Faults)
6m	6-metre Shots
BT	Breakthroughs
PR	Preliminary Round
TP	Time Played
7m	7-metre Shots
FB	Fast Breaks
RC	Red Cards
Wing	Wing Shots
9m	9-metre Shots
G/S	Goals/Shots
S/S	Saves/Shots
YC	Yellow Cards



Cumulative Statistics


RUS - Russia  
After 6 matches

OverView of Shot Distribution

**Team**  
Goals / Shots

20/25	10/14	12/16
15/28	7/16	22/36
21/27	17/23	36/47

17-Missed 17-Post 11-Blocked



**Goalkeepers**  
Saves / Shots

2/15	7/12	3/24
12/33	12/17	22/37
8/33	6/18	9/53

12 BOGDANOV V

0/4	1/1	0/6
3/3	0/2	1/4
0/3	2/4	1/12

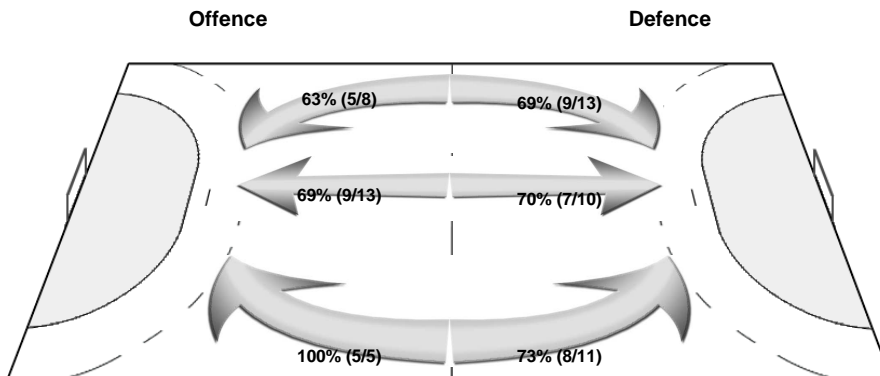
16 PAVLENKO D

0/1		
-----	--	--

87 KIREEV V

2/11	6/11	3/18
9/30	12/15	21/33
8/29	4/14	8/41

Shot Distribution Fast Breaks

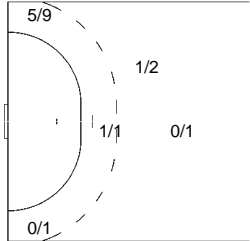


### Cumulative Statistics

### RUS - Russia After 6 matches

#### Players Shot Distribution Goals / Shots

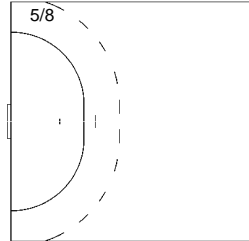
6 SHISHKAREV Daniil



0/1		
1/3	2/2	0/2
4/5	1/2	0/2

2-Missed  
1/5  
Fast Breaks

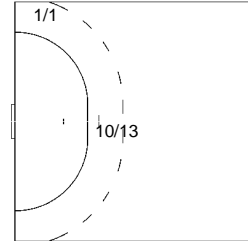
7 KOVALEV Dmitry



1/1	1/2	1/2
1/1	1/1	2/2
1/1		

1-Missed  
3/3  
Fast Breaks

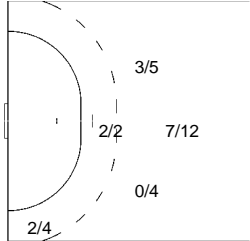
10 CHERNOIVANOV Aleksandr



	1/2	3/3
3/3	3/3	2/2

1-Post  
1/1  
Fast Breaks

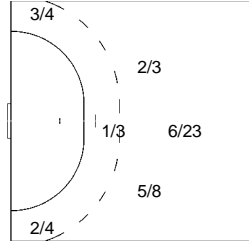
11 ATMAN Pavel



2/2		1/1
0/3	0/1	2/3
2/3	1/1	6/8

3-Missed  
2-Blocked

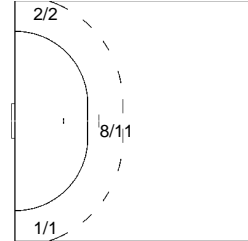
13 GORBOK Sergey



4/5	2/3	2/3
3/6	0/2	3/5
3/5	1/2	3/4

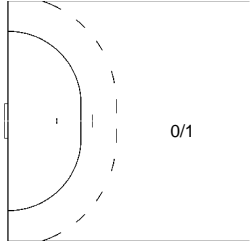
3-Missed 5-Post  
3-Blocked  
1/2  
Fast Breaks

20 CHIPURIN Mikhail



	2/2	1/2
2/2		2/3
	0/1	4/4

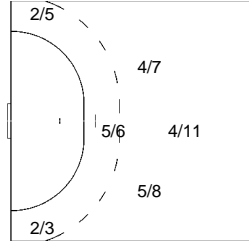
21 KALARASH Gleb



1/1		1/1
0/1		0/1
		1/1

3/5  
Fast Breaks  
1-Blocked

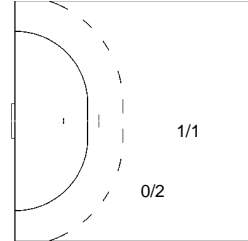
25 SHELMENKO Sergei



6/7	2/2	1/1
3/4	2/4	3/5
0/1	2/2	3/5

2-Missed 2-Post  
5-Blocked

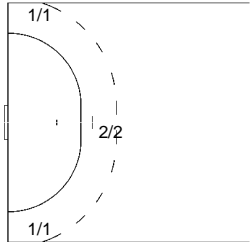
26 DASHKO Ruslan



1/1		0/1

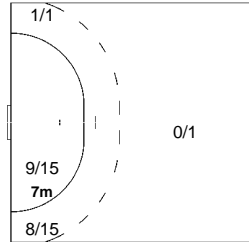
1-Post

30 BUZMAKOV Valentin



	1/1	
		2/2
	1/1	

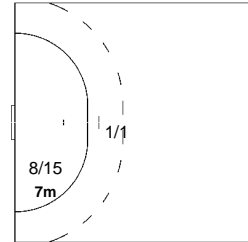
31 DIBIROV Timur



5/5	2/3	2/2
4/6	1/1	3/6
2/2	3/3	10/11

7-Post  
10/10  
Fast Breaks  
2/2  
Breakthroughs  
2/2  
Over Circle

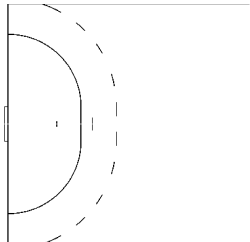
44 SOROKA Igor



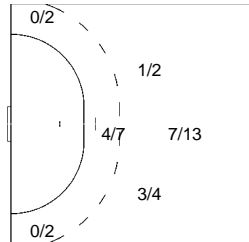
		2/3
1/1	0/1	
3/3	2/4	1/2

1-Missed 1-Post

74 TCELISHCHEV Lev




89 ZHITNIKOV Dmitrii



1/3	0/1	1/1
0/1	0/2	2/4
2/3	3/4	6/7

5-Missed  
0/1  
Over Circle