

# 1271sh Neige Shawl



## Suggested yarn:

- Ski Yarns Neige [68% acrylic, 24% nylon, 8% wool; 126 yds/115m per 1.1 oz./30g skein]; color #2134 pink, 6 skeins [165g]

## Tools/Notions:

- 3.5mm (US E) crochet hook or size necessary to achieve gauge

## Finished measurements:

- width 37cm/14.6"
- length 168cm/66.1"

## Gauge (10cm/4" square):

- No gauge information is provided in the original pattern. Use hook size necessary to achieve measurements on shawl schematic.

*Gauge may vary according to individual crochet style. Change hook size if necessary to achieve gauge. Alternatively, rework pattern with your own gauge measurements.*

## Summary

✳️**Note:** Like all Japanese patterns, stitch counts given here for foundation chains do not include any chain sts needed for turning posts.

Work foundation chain to begin, then work first half of shawl in pattern stitch. After binding off, join yarn to foundation chain, working in bottom loops of foundation chain. Work second half of shawl in pattern stitch. Work edging A, B, and A' in the round.

### Abbreviations:

2-hdc cluster finished with sc = Insert hook and pull up a loop, insert hook into same stitch and pull up another loop. Yarn over and pull the yarn through all but the last 2 loops on the hook. Yarn over and pull the yarn through all remaining hoops.

ch = chain

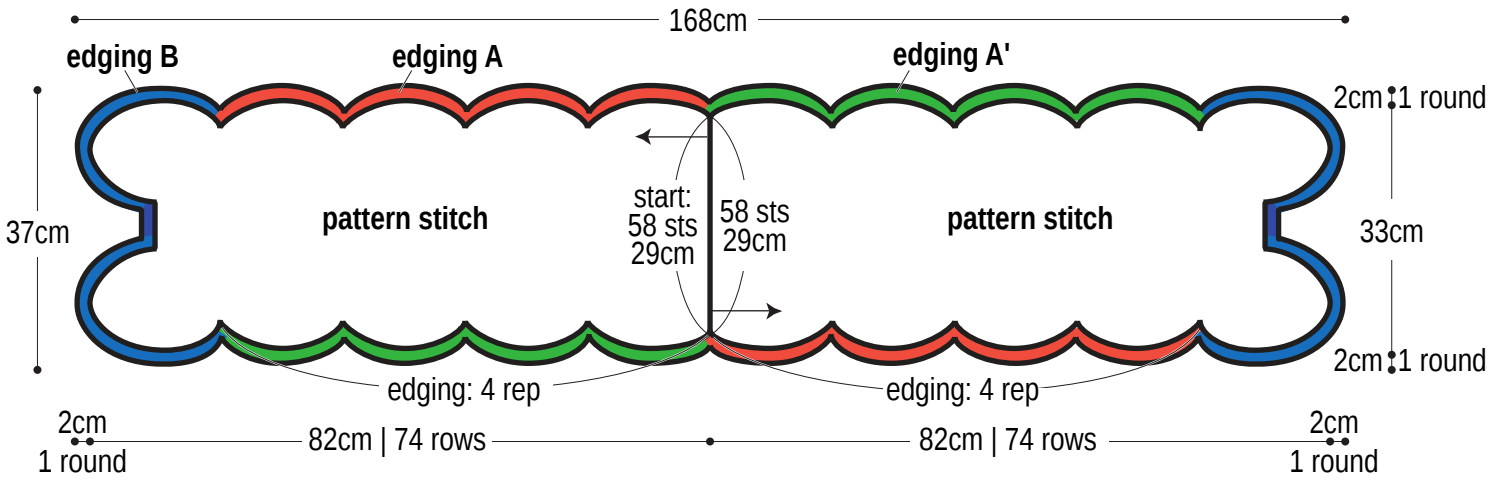
dc = double crochet (US)

hdc = half double crochet (US)

rep = pattern repeat(s)

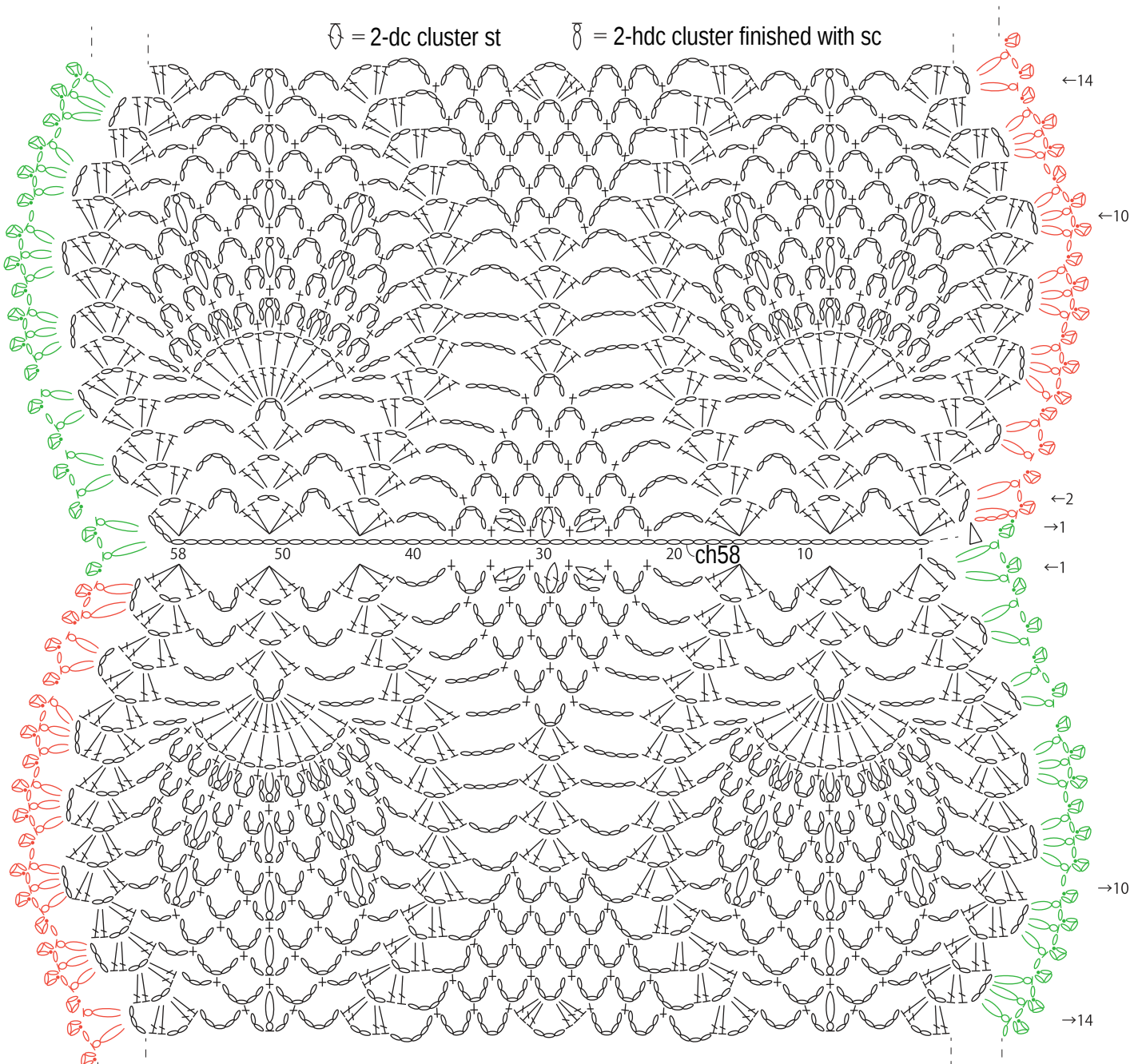
sc = single crochet (US)

# Shawl schematic 3.5mm hook



## Shawl chart


— = pattern stitch    — = edging A    — = edging A'



# Second half of shawl

- = pattern st
- = edging B
- = edging A
- = edging A'

- ◁ = join yarn
- ◄ = cut yarn



pattern stitch A' (1 repeat)

14-row repeat

pattern stitch A (1 repeat)

←74

←70

←60

←50

→43

←28

←20

←16

→15