

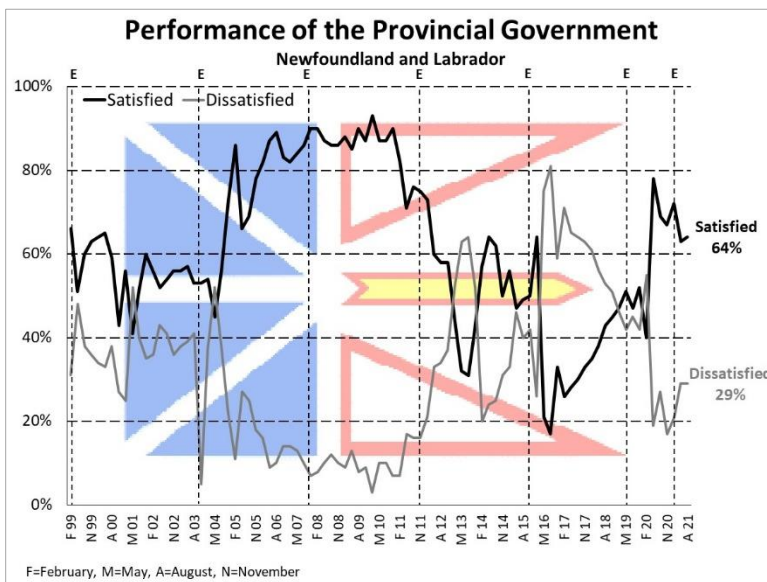


Every insight tells a story.

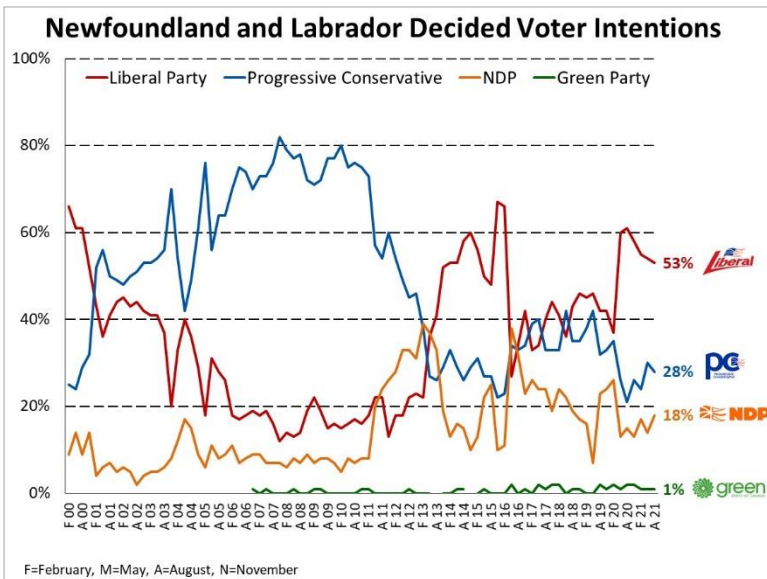
Satisfaction with premier Andrew Furey’s government remains strong.

- Liberals lead in decided voting intentions
- Andrew Furey continues to be most preferred as premier, despite small decline

September 22, 2021: Satisfaction with the overall performance of the Liberal government in Newfoundland and Labrador led by Premier Andrew Furey continues to be strong and consistent over the past three months. Nearly two-thirds continue to express some level of satisfaction (64%, compared with 63% in May 2021), according to the latest survey by Narrative Research. Satisfaction levels are strong across the province and demographic subgroups.



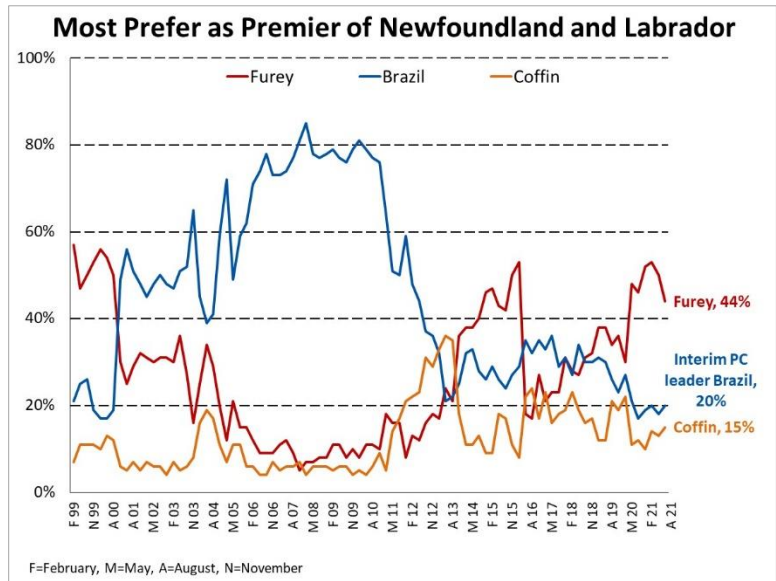
Reflective of high satisfaction levels, when considering decided voter intentions (if an election were held today), the Liberals continue to garner strong voter support, consistent since the beginning of the year (53%, compared with 54% in May 2021 and 55% in February 2021). Voting intentions for the Progressive Conservatives stand at 28% (compared with 30% in May 2021), while support for the New Democratic Party represents 18% of decided voters (compared with 14% last quarter). One percent of decided voters would choose another party.



Four percent would not plan to vote, while three percent refused to state a choice. Nearly one-quarter of voters (23%) indicate they are undecided.

While support for the Liberals is strong across regions, the PCs continue to elicit the highest level of support in the Central/Eastern region. Although the Liberals continue to be the top choice across age groups, its support is notably strong among residents 55+ (64%) than among younger residents (48% for 18-34 years and 43% for 35-54 years).

When considering leadership preference, Premier Andrew Furey continues to be most preferred as premier, although less so than reported earlier this year (44%, compared with 50% in May 2021 and 53% in February 2021). While eliciting much lower support in comparison, support is stable for the interim PC leader, David Brazil (20%, compared with 18% last quarter) and the NDP's Alison Coffin (15%, compared with 13% in May 2021). Unchanged from three months ago, 14 percent of residents are undecided, while six percent prefer none of the three leaders.



Furey is preferred across all demographics, although preference is lower among residents 35-54 years old (33%) than among younger (44%) or older (53%) residents.

These results are part of **Narrative Research's Atlantic Quarterly**[®], an independent, quarterly telephone survey of Atlantic Canadians, and are drawn from a sample of 400 adult residents of Newfoundland and Labrador. The survey was conducted from August 9-29, 2021, with overall results accurate to within \pm 4.9 percentage points, 95 out of 100 times.

Narrative Research www.narrativeresearch.ca, is non-partisan and is one of Canada's leading public opinion and market research companies. Follow us on Twitter [@EveryNarrative](https://twitter.com/EveryNarrative).

###

For more information, please contact:

Margaret Brigley, CEO, Narrative Research at 902.493-3830, mbrigley@narrativeresearch.ca

Narrative Research *Atlantic Quarterly*[®] – Summer 2021 Newfoundland and Labrador Political Results

Sample: 400 Newfoundland and Labrador Residents (18 years plus)

Interview Dates: August 9-29, 2021

Overall Margin of Sampling Error: \pm 4.9 percentage points (95% confidence level)

Percentages may not equal 100% due to rounding.

| <i>How satisfied are you with the overall performance of the provincial government led by Premier Andrew Furey?</i> | | | | | |
|--|--------------------|----------------------|------------------------------|-----------------|--------------------|
| | August 2020 | November 2020 | January/February 2021 | May 2021 | August 2021 |
| Completely satisfied | 7% | 10% | 9% | 9% | 7% |
| Mostly satisfied | 62% | 57% | 63% | 54% | 56% |
| Mostly dissatisfied | 20% | 13% | 17% | 20% | 20% |
| Completely dissatisfied | 7% | 4% | 5% | 8% | 9% |
| Don't know/No answer/Neither | 4% | 16% | 7% | 8% | 7% |

Current overall margin of error is \pm 4.9 percentage points, 19 in 20 times, based on a sample size of 400.

| <i>And if a provincial election were held today in Newfoundland and Labrador, for which party would you vote? / Winter 2021 wording: For which party do you intend to vote in the upcoming provincial election on February 13? (decided voters)</i> | | | | | |
|--|--------------------|----------------------|------------------------------|-----------------|--------------------|
| Party | August 2020 | November 2020 | January/February 2021 | May 2021 | August 2021 |
| Liberal Party | 61% | 58% | 55% | 54% | 53% |
| Progressive Conservative Party | 21% | 26% | 24% | 30% | 28% |
| New Democratic Party | 15% | 13% | 17% | 14% | 18% |
| Green Party | 2% | 2% | 1% | 1% | - |
| Other | 2% | 1% | 4% | 1% | 1% |
| TOTAL DECIDED VOTE | 101% | 100% | 101% | 100% | 100% |
| None/Do not plan to vote | 4% | 2% | 4% | 2% | 4% |
| Refused to state | 3% | 2% | 4% | 3% | 3% |
| Don't know/Undecided | 22% | 25% | 21% | 22% | 23% |

Current margin of error for decided voters is \pm 5.8 percentage points, 19 in 20 times, based on a sample size of 285.

| <i>Which one of the following individuals would you most prefer as Premier of Newfoundland and Labrador?</i> | | | | | |
|---|--------------------|----------------------|------------------------------|-----------------|--------------------|
| Leader | August 2020 | November 2020 | January/February 2021 | May 2021 | August 2021 |
| Andrew Furey of the Liberal Party | 46% | 52% | 53% | 50% | 44% |
| ~Ches Crosbie/ David Brazil (interim leader) of the PC Party | ~17% | ~19% | ~20% | 18% | 20% |
| Alison Coffin of the NDP | 12% | 10% | 14% | 13% | 15% |
| None of the above/Other | 6% | 4% | 3% | 5% | 6% |
| Don't know/No answer | 19% | 14% | 10% | 14% | 14% |

Current overall margin of error is \pm 4.9 percentage points, 19 in 20 times, based on a sample size of 400.