



Post-Games Sustainability Report

**Gold Coast 2018 Commonwealth
Games Corporation**

Contents

A message from our Chairman	3
A message from our Chief Executive Officer	5
1.0 Introduction	7
1.1 Sustainability achievements at a glance	8
1.2 About the report	9
1.3 About GC2018	10
1.4 Tourism benefits	12
1.5 GC2018 Sponsor Family	14
1.6 Accommodation Highlights	18
1.7 Awards	19
1.8 Organisational growth	22
1.9 Training	31
1.10 Host Broadcaster Training Program	32
2.0 GC2018 Sustainability Priorities	33
2.1 Sustainable Procurement	34
2.2 Food and Beverage	36
2.3 Environmental Impacts	40
2.4 Carbon	55
2.5 Recycling and Waste Management	69
2.6 Transport	89
2.7 Accessibility, Inclusion and Diversity	96
2.8 Sustainability Engagement	129
2.9 Beyond GC2018	133
3.0 Appendices	135
Appendix 1 – GRI Index	140
Appendix 2 – Contacts	141

A message from our Chairman



The Gold Coast 2018 Commonwealth Games (GC2018) will be remembered for many reasons including the significant number of firsts that will set the standard for future events.

These were the Commonwealth Games where for the first time there were equal numbers of medal events for women and men.

There was also a full and authentic integration of para-athletes into the GC2018 program which was embraced by spectators and the broadcast audience.

Incorporated into all our work was also a genuine recognition of people who are Aboriginal and Torres Strait Islanders, founded on action and results. This work has been publicly recognised by the Queensland Government as a joint winner in the 2018 Premier's Reconciliation Award.

Inspiring inclusion is the future for the Commonwealth Games. It was also one of our three sustainability themes for GC2018 along with "Sourcing Responsibly" and "Managing Impacts".

From its beginnings in Canada more than 80 years ago, the Commonwealth Games have always been more than just a sporting spectacle. They are a way for us to come together, share what we have in common and use the inspiration of the event to drive positive behavioural change. Whether that is encouraging children to be fit and active, increasing public transport usage, showcasing the Gold Coast at its finest or reducing plastic pollutants, GC2018 has certainly seen a shift in the right direction.

GC2018 will also be remembered for the efforts, passion and commitment of so many people, the athletes, their families, the officials and the 15,000 'Games Shapers', and ceremonies cast. With their collective dedication these Commonwealth Games have succeeded.

The work from all of our functional areas (FAs), key Games Delivery Partners, especially the State Government and City of Gold Coast, and sponsors, to deliver GC2018 to international sustainability standards of best practice, has helped to inspire a positive change on the Gold Coast and in communities throughout Australia. Together they have created momentum in sustainable and inclusive business practices.

It's been a great privilege to be the Chair of the Gold Coast Commonwealth Games Corporation (GOLDOC), the organising committee for GC2018, and to work with the outstanding staff who've done such a brilliant job in organising and delivering the event.

To the Commonwealth Games Federation, our sincere thanks for allowing us to be the custodians of these Games for this short time and our very best wishes for the XXII Commonwealth Games in Birmingham - may it continue the legacy of sustainable event management.

This event will not be forgotten quickly and I am confident the legacy will be deeply and widely felt for many years to come.



Peter Beattie
Chairman

A message from our Chief Executive Officer



Both on and off the sporting field this was the Gold Coast's time to shine.

With first ever medals for five different countries; Vanuatu, Solomon Islands, Cook Islands, British Virgin Islands and St Lucia, GC2018 were truly a momentous occasion for sport, the Gold Coast, the Commonwealth and the planet.

Experiencing a record medal haul for Australian athletes, children all around the country have been inspired by feats of athleticism, fair play, bravery, courage and persistence.

It is estimated that GC2018 had a cumulative viewing audience of 1.5 billion worldwide, reaching 16 million individuals in Australia alone. The GC2018 website had 113 million hits, while our social media channels had over 1.5 million followers, eclipsing previous Commonwealth Games records.

There were more than 1.2 million spectators in the competition venues and over 1.1 million people experienced the Festival 2018 program held across Queensland.

GC2018 was a transformational event for the Gold Coast, our event cities and communities throughout Queensland. It created new opportunities, built capacity and shaped an enduring legacy that will last beyond the Closing Ceremony.

The City of Gold Coast is going to get bigger and better. The Commonwealth Games have provided a blueprint for this city in future years. More people have taken public or active transport than ever before in the City's history. The City was accessible and the people were welcoming, proud and inclusive.

Delivering a GC2018 to international sustainable event management standards supported our Games Delivery Partner's shared vision for a strong and diversified economy, a pristine natural environment and an active, inclusive Gold Coast community.

Where to from here? GOLDOC rapidly dissolves and the workforce move on to other opportunities, taking with them the extensive experience gained, lessons learnt and friendships forged to carry on into the next job, event and community. Consideration around sourcing responsibility, managing impacts and inspiring inclusion will be written into the 'DNA' of events to come. It is what the community have now come to expect.

We have demonstrated leadership in sustainability, leaving positive economic, environmental, social and community legacies for future generations. This is being recognised in the various awards and accolades we are receiving and is testament to the unwavering commitment we undertook from the bid stage.

It has been a pleasure to have been part of the sustainability journey in its fullest sense, highlighted by GOLDOC's incredibly talented and professional staff across the organisation who have embraced the passion and the possible.



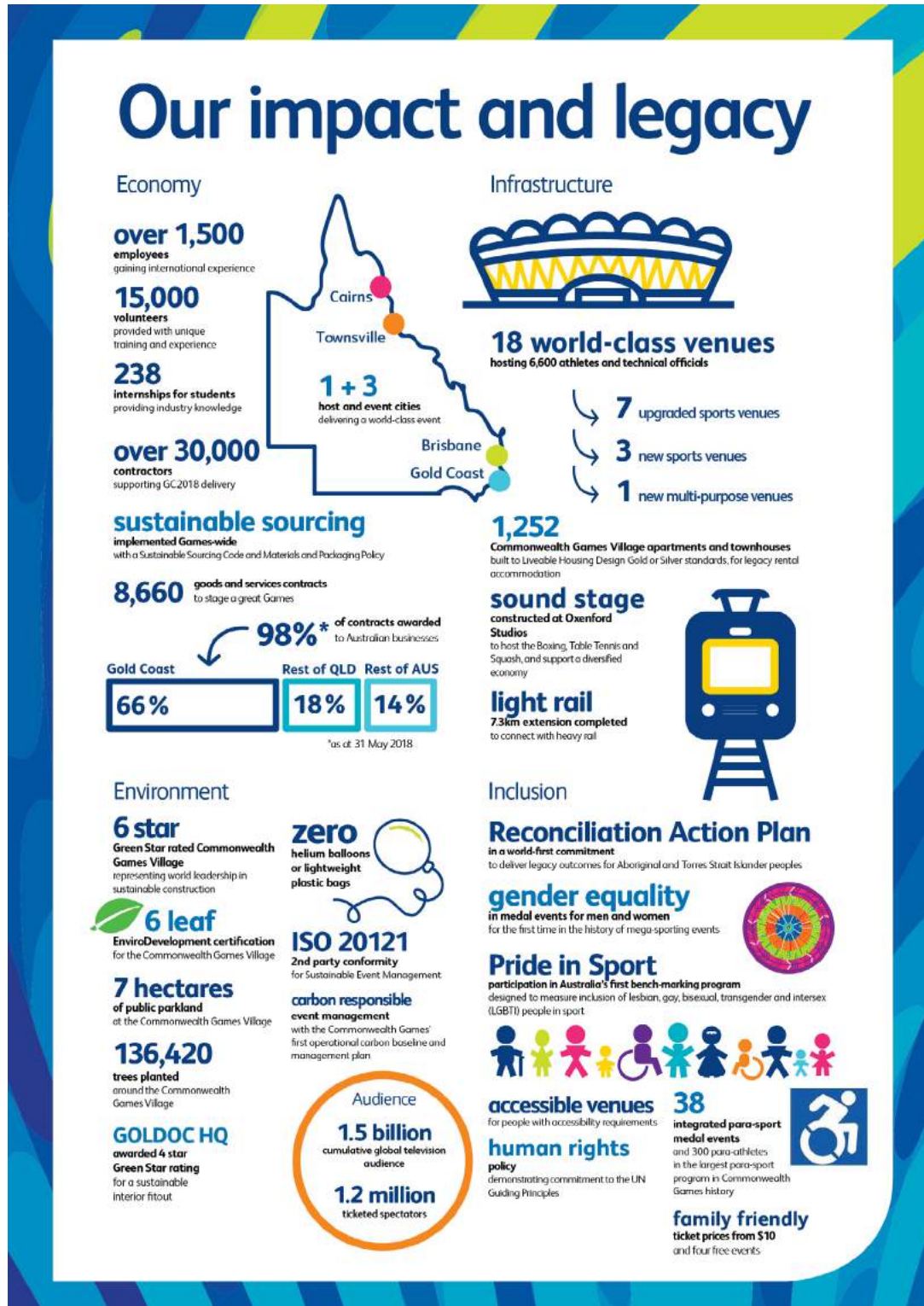
Mark Peters
Chief Executive Officer

1.0

Introduction

1.1 Sustainability achievements at a glance

1.1 Sustainability achievements at a glance



1.2 About the report

1.2 About the report

This is the fourth and final Sustainability Report (Report) to be published by the Gold Coast 2018 Commonwealth Games Corporation (GOLDOC) and covers the reporting period from 1 January 2018 to 30 June 2018. The focus of this Report will be the outcomes and achievements during GC2018 (4-15 April 2018) centred around our key sustainability priority areas.

This Report provides GC2018 time data and is best read in conjunction with the Pre-Games report(s), which set out in greater detail GOLDOC's approach to planning and management of sustainability outcomes.

Within the reporting period, much of the operational data presented in this Report is further broken into 5 reporting phases to help the reader understand which activities are responsible for which impacts:

Phase	Date range	Key activities
Immediate pre-GC2018	1 January to 23 March	<ul style="list-style-type: none">+ GOLDOC starts to take exclusive use of venues and overlay build commences+ Event furniture, fittings and equipment deliveries and installation begins+ GOLDOC staff begin moving out to venues
Venue lockdown (pre)	24 March to 3 April	<ul style="list-style-type: none">+ Overlay build is largely complete+ Venues are handed over to GOLDOC Venue Management teams+ Venues secured
GC2018	4 April to 15 April	GC2018 event operations
Venue lockdown (post)	16-18 April	<ul style="list-style-type: none">+ Venue operational activities complete+ Staff leave venues
Post-GC2018	19 April to 30 May	<ul style="list-style-type: none">+ Venue overlay removed from venues+ Venues are returned to venue owners

1.3 About GC2018

As with previous reports, this Report has been prepared using the Global Reporting Initiative (GRI) Framework, G4 version, including the Event Organiser Sector Supplement (EOSS). The concept of materiality is central to GRI reporting and sustainable event management generally. It should be noted that the data presented in this report reflects the areas of GOLDOC's business and GC2018 event operations that made the biggest impact or contribution to GOLDOC's nine sustainability priorities and legacy objectives.

Previously published reports can be viewed on our [website](#).

1.3 About GC2018

Over the reporting period venue teams, comprising functional area (FA) representatives, 'venueised' into their venues. The emphasis on collaboration, rapport and team building within the venue teams greatly assisted during the delivery of GC2018.

1.3.1 Key milestones

During the reporting period, key milestones included: the Queen's Baton Relay domestic leg commencing; volunteer training commencing; mobilisation of GOLDOC staff to venues; operational trials and readiness activities; opening of the uniform and accreditation centre, merchandise super store and main media centre, all culminating in the opening ceremony on 4 April 2018 and the start of competition on 5 April 2018.

1.3.2 Governance structure

No major changes to our governance structure took place during the reporting period.

1.3.3 Board appointments

There were no key changes to the composition of the Board during the reporting period.

More information on GOLDOC's Board and governance structure can be found in the [Annual Report 2016-17](#).

1.3 About GC2018

1.3.4 Economic and Community benefits

The Queensland Government will conduct detailed analysis of the full economic and legacy benefit delivered for GC2018.

This section of the report provides some brief highlights of measured impacts during and closely after GC2018.



1.4 Tourism benefits

1.4 Tourism benefits

"We've delivered a fantastic Commonwealth Games," Queensland's Commonwealth Games Minister Kate Jones said.

"The world's stage has been opened up to Queensland and we have delivered.

"There are 680,000 people spending \$1.1 billion in the local economy. We estimate GC2018 will deliver \$4 billion in economic activity for Queensland."

Development and town planning experts Urbis has identified 342 infrastructure projects across the Gold Coast and Tweed regions linked to GC2018, worth a total of \$13.2 billion.

GC2018 further enhanced Queensland's global reputation as a world-class event host, with a tourism legacy already under way. Tourism Events Queensland (TEQ) hosted 110 international and domestic

media and athletes during GC2018 from markets including the United Kingdom, New Zealand, South East Asia and Australia. These engagements showcased Queensland's memorable visitor experiences to an audience of millions.

"A priority effort from Destination Gold Coast was in the area of media hosting, messaging and publicity. The high level of public transport use was transformative for this city. We know the benefits for tourism will be felt over months and years but we should take nothing for granted."

"The Games coverage has given the Gold Coast great exposure."

Martin Winter CEO Destination Gold Coast

1.4 Tourism benefits

1.4.1 Sponsors creating value

Optus – Technology Legacy

As the official support network, Optus invested more than \$30 million in upgrading its mobile network in the region and more than 400 kilometres of high-speed fibre was laid.

The mobile network upgrade included 14 new sites at locations including Carrara Stadium, Labrador, Runaway Bay, Cairns and Townsville. Optus also added 10 in-building communication systems at strategically important sites including Gold Coast and Cairns airports, Carrara Stadium, the Anna Meares Velodrome and the hotel used as the Games Family Hotel. The investment also included more than 300 upgrades to existing infrastructure.

This combination of fixed and mobile infrastructure will improve communications experiences for residents, businesses and the many visitors to the Gold Coast for years to come. It will also provide a huge boost to the local economy, making it a more attractive destination for expanding businesses as well as supporting the thriving tourism industry.

The Star

The Star, GC2018's first sponsor, underwent a transformation of its own in the lead up to the event. In addition to a re-brand, eleven new food and beverage offerings were added (including acclaimed one-hatted Japanese restaurant Kiyomi), 596 hotel rooms were refurbished in The Star Grand and The Star Gold Coast's new luxury suite hotel, The Darling, was built and launched in time for GC2018. With a 53 storey mixed-use residential apartment in the pipeline, The Star's total transformation will reach a combined investment worth up to \$850 million.



1.5 GC2018 Sponsor Family

1.5 GC2018 Sponsor Family

GC2018's Sponsor Family expanded during the reporting period, with six new sponsors coming on board.

In total, 68 sponsors provided valuable support to GC2018.

Number of GC2018 Sponsors - cumulative as at 30 April 2018



1.5 GC2018 Sponsor Family

GC2018 OFFICIAL PARTNERS



GC2018 OFFICIAL SUPPORTERS



GC2018 OFFICIAL SUPPLIERS

Centium Software Y&R MediaCom GL events ExpoNet Tourism Australia Diadora
 Isentia Thrifty Cockram Construction Winc Technogym Speedo
 Sold Out Events Sting DB Schenker Motorola Solutions Spieth Gymnastics
 Gold Coast Airport Aura Sports Incognitus Queensland X-Ray Eleiko CSG
 Brisbane Airport TFH Hire Services Hamilton Harvey Norman Commercial QLD
 Coates Hire First Aid Accident & Emergency Kelly Services SportsTech Australia
 Norwest Productions Ottobock RM Williams Benchmark Scaffolding Coca-Cola Amatil
 Zen Catering Leonardo Seven Network FLIR Peters Ice Cream Symantec

GC2018.COM

1.5 GC2018 Sponsor Family

1.5.1 Sponsor highlight

Griffith University Design Students

GC2018 provided world class opportunities for Griffith University Design students, some of which are highlighted below.

Griffith University's Queensland College of Arts (QCA) photography students produced a series of large scale images which were on display at the GC2018 Main Media Centre that hosted press representatives from around the globe, providing a backdrop for live crosses and interviews during GC2018, and offering students unprecedented exposure for their work.

The Australian athletes' formal wear was given a distinctive twist, with QCA alumnus, Jenna Lee's unique artwork emblazoned on the ties, scarves, belts and blazers.

The 200,000 pieces of clothing worn by Games Shapers, included the unique and thoughtful logo designed by another QCA alumnus, Samuel Keen.

The emblem for the Queen's Baton was the creation of Elise Appleton who completed a Bachelor of Design at the QCA, and the Commonwealth Games Village emblem was designed by QCA design graduate Janet Turner.

Griffith Film School had over 90 students and graduates working with the GC2018 host broadcaster in internships.



1.5 GC2018 Sponsor Family

1.5.2 Sponsor activations and give-aways

Sponsor activations were designed to be accessible for people with mobility requirements and provided ramped access or ground level entry.

All give-aways needed to be able to be recycled in the co-mingled recycling stream in accordance with GOLDOC's Materials and Packaging Policy.

Nic Beveridge was inspired to take up triathlon after watching Bill Chaffey compete. Just six years later, he made it onto the podium alongside his hero winning silver in the GC2018 Para Triathlon. Nic was also an inspiring key note speaker at GOLDOC's 2017 Sustainability Forum, an athlete spokesperson at the uniform reveal and an athlete model at the Australian team uniform reveal.

Allianz

GOLDOC sponsor, Allianz Australia, gave spectators a behind-the-scenes look at Australia's para athletes competing at GC2018.

Allianz Australia reconfirmed its commitment to Australian Para-Sport, joining the GC2018 Sponsor Family and the Australian Commonwealth Games team.

Allianz Ambassadors, Madison de Rozario and Nic Beveridge, both medal winners at GC2018, were displayed on bus wraps and other advertising during GC2018, promoting inclusion, accessibility and sporting excellence.



1.6 Accommodation Highlights

1.6 Accommodation Highlights

In a Gold Coast first, STR Global were appointed to generate a monthly GC2018 Accommodation Performance Monitoring Legacy Report to provide data on room occupancy for both the Gold Coast and Brisbane markets. This report assisted with planning, and together with accommodation operators, an ability to develop and implement strategies to maximise the occupation of available accommodation.

The Gold Coast market together with key industry bodies will for the first time post-GC2018 be able to understand the demand in the market for all key events. This tool is critical for the region to ensure pricing and inventory is managed in the best way to provide the best economic result or the region.

“We didn’t go to Glasgow 2014, even though we lived 20 minutes from there. Then when we were watching the Closing Ceremony we saw the Gold Coast promoted and in a mad moment we decided to come out here for GC2018, we’ve had a wonderful time!”

Susan, cheering for Scotland



1.7 Awards

1.7 Awards

1.7.1 Premier's Reconciliation Award

GOLDOC was announced as the joint winner in the Premier's Reconciliation Award along with the Office of the Commonwealth Games (OCG), Department of Innovation, Tourism Industry Development (DITID) for delivering the GC2018 Reconciliation Action Plan (RAP) in Cairns on 30 May 2018.

Estimates indicate the RAP will generate close to \$10 million in contracts for Aboriginal and Torres Strait Islander-owned businesses, provide employment and training for up to 1,000 Aboriginal and Torres Strait Islander people, support cultural capability training and cultural integration at events across every aspect of GC2018, and create lasting cultural programs and initiatives.



1.7 Awards

1.7.2 Pride in Sport Awards

GOLDOC received a major award at the Australian Pride in Sport Awards held in Melbourne on 19 June 2018.

The Awards recognise outstanding achievements in LGBTI inclusion in sport, measured against the of the Pride in Sport Index, an instrument endorsed by the Australian Sports Commission and Australian Human Rights Commission.

GOLDOC was the recipient of the Achievement Award for Most Improved in the annual Pride in Sport Index, improving by a record 20 percentage points.



1.7 Awards

1.7.3 Good Design Australia Awards

The designers of the Queen's Baton, Designworks Brisbane, received a prestigious Good Design Award® in the Product Design category in recognition of outstanding design and innovation. The Good Design Australia Awards are the highest honour for design innovation in Australia.



1.8 Organisational growth

1.8 Organisational growth

1.8.1 Workforce

Over the course of the reporting period, GOLDOC's short-term operational workforce came on board across fields including venue logistics, fleet operations, cleaning and catering.

More than 16,000 applications were received for the final intake of positions, bringing the total workforce to around 1,800 staff.

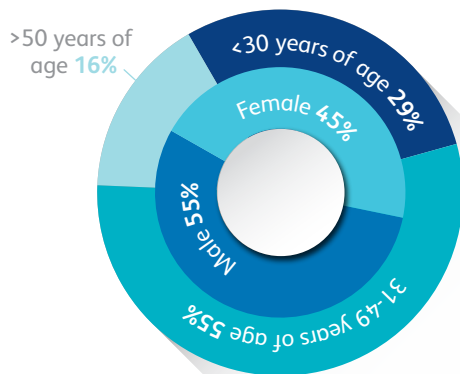
Consistent with previous reports, data indicates that the majority of GOLDOC employees largely sat within the 31-49 year age bracket. There were 75% more female employees than male employees in the under 30 bracket, more females than males in the 31-49 age bracket and more males than females in the over 50 years of age bracket.

The majority of the workforce were in full time work and over the reporting period more employees commenced with GOLDOC as interns.

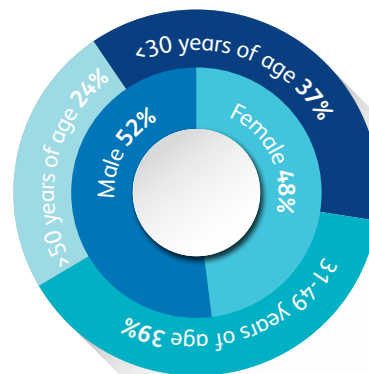
Within the GOLDOC leadership team, which was defined as CEO, General Manager or Head of Department level, there was a decrease in the number of females from 10 to 9, while the number of males remained the same at 17.

There were no major organisational restructures during the reporting period.

Number of employees at 2nd January 2018



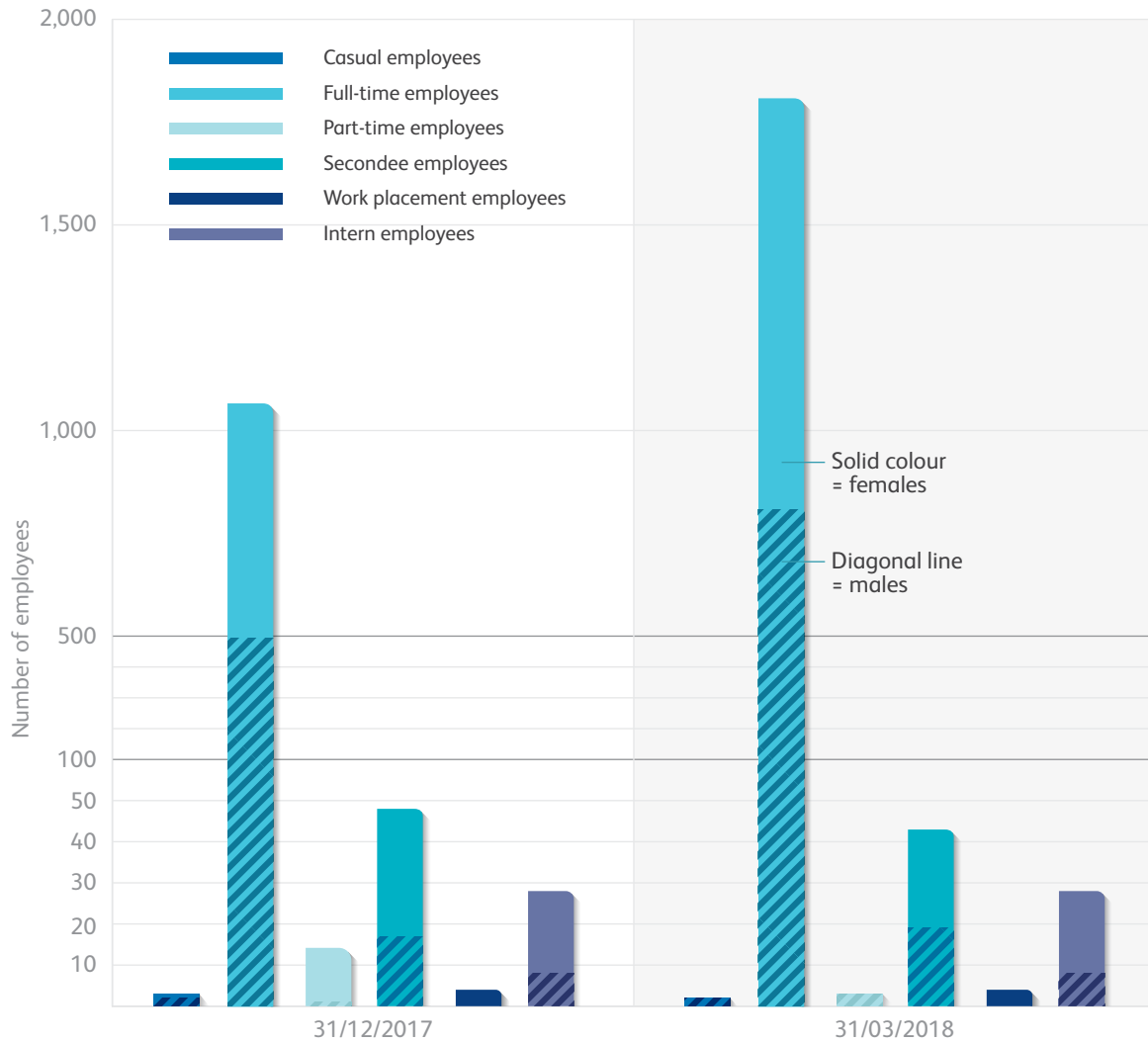
Total number of **new hires** during the reporting period (01/01/18 - 31/03/18)



1.8 Organisational growth

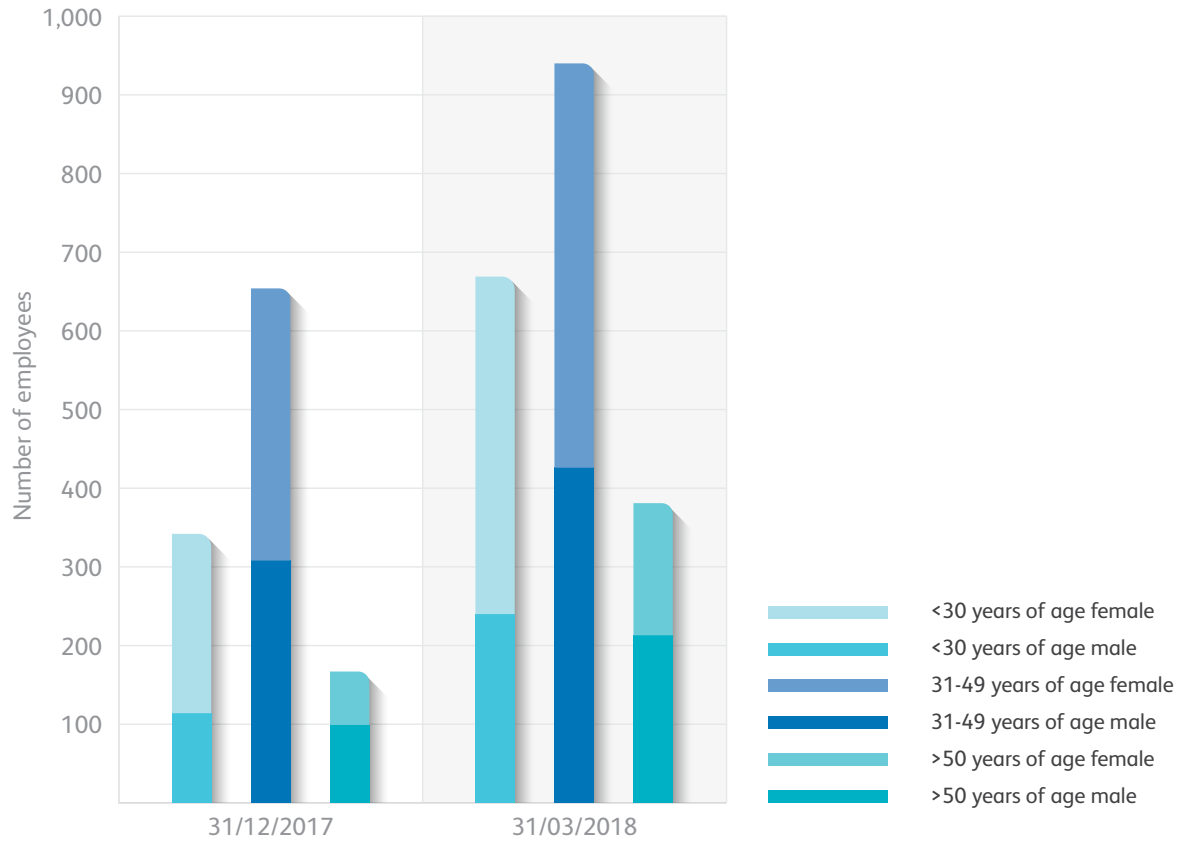
Diversity

Data supplied from budget model extracts as at dates indicated

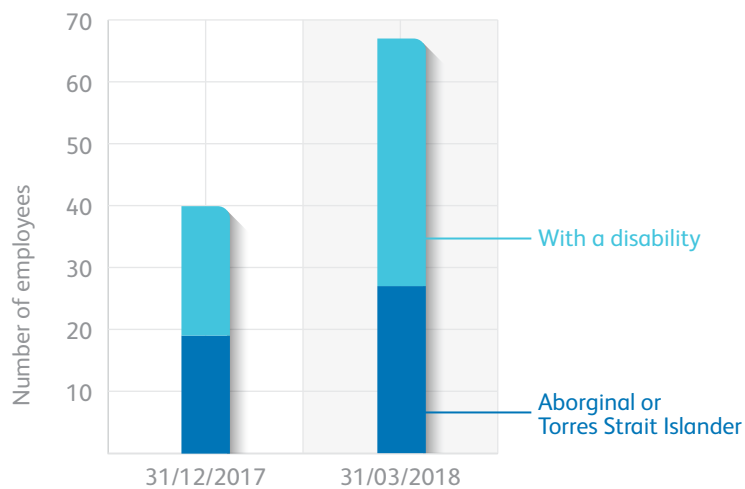


1.8 Organisational growth

Total number of employees by age and gender.



Total number of employees identified as belonging to Equal Employment Opportunity (EEO) target group.



1.8 Organisational growth

1.8.2 Local hire

“GC2018 was brilliant from a broadcast perspective. We’ve set a new standard in Commonwealth Games coverage. Rights Holding Broadcasters around the world have been overwhelmingly positive about the coverage, the brightness, the look of the Games and certainly the beautiful Gold Coast backdrop. From my own perspective it is great to come back to a home Games. It’s a different feeling to working overseas on a Games, it’s a feeling of great pride and accomplishment to make it a great success.”
Steve Mitchell, local hire and Manager, Broadcast

1.8.3 Transition assistance programs

Due to the short-term nature of Commonwealth Games environment, transition assistance programs are often provided to help organising committee staff find their next employment opportunity. Amongst other initiatives, GOLDOC provided this service to staff in the form of a cloud based 'virtual careers fair'.

The innovative 'virtual careers fair' was developed in-house and facilitated contact between prospective local employers and GOLDOC staff. Participants were able to discuss future job offerings based on skill-level, irrespective of industry background.

Over 1,000 GOLDOC staff and interns participated in the program with 45 perspective employers. Perspective employers ranged from local government agencies to organising bodies for future mega-events to multi-national corporates.

In preparation for the virtual careers fair, GOLDOC’s human resources team delivered resume workshops, social media skills seminars and offered a resume review service.

1.8 Organisational growth

1.8.4 Griffith University Internship Program

The final phase of the Griffith University Internship Program was the P7 intake from January 2018 through to the Closing Ceremony on 15 April 2018. The final 129 interns resulted in a total of 238 interns completing the program throughout its course.

The internship program was the first for a Commonwealth Games and was an overwhelming success, with many interns going on to take up permanent positions with not only GOLDOC, but also with external organisations.

The Sustainability FA was fortunate to work with eight interns in the P7 intake. They more than doubled the size of a small team, assisting with venue planning, developing transfer of knowledge documentation as well as providing critical resources during GC2018 on venue for compliance monitoring.



1.8 Organisational growth



1.8.5 Volunteers

The Volunteer program provided support to a number of FAs in the lead-up to GC2018 via the GC2018 Forerunners program as well as the all-important GC2018 support – who were known as the 'GC2018 Games Shapers'.

330 volunteers were involved in the GC2018 Forerunners program contributing over 35,000 hours of support.

The GC2018 volunteer roles were many and varied, including specialist volunteers (to support the Sport and Medical FAs), as well as generalist roles such as spectator services. A small contingent was also enlisted to support the City of Gold Coast (City) in their broader precinct activities.

Over 47,000 volunteer applications were received, with approximately 15,000 roles ultimately being filled. Volunteers played an important role in supporting the successful outcomes of GC2018 and contributed approximately 888,000 hours of support.


Diversity of volunteers and volunteer roles was an important aim of the program. GOLDOC made a public commitment to recruit a diverse group of volunteers with a broad array of talents, skills and experience representative of Queensland's diverse population. GOLDOC encouraged people of all cultures, faiths, age and ability to be part of the GC2018 Volunteer Program. The aim of the program was to provide an accessible and integrated recruitment process and work environment that broke down barriers and enabled a fair and consistent experience for all volunteers.

1.8 Organisational growth

Of the total volunteer applications received, 1.9% of those who applied identified as Aboriginal or Torres Strait Islander, with 1.55% ultimately accepting roles.

The State Government funded an Indigenous Volunteer Support Program which supported Aboriginal and Torres Strait Islander people from remote and regional communities to volunteer at GC2018.

In addition, 2.4% of the applications received were from people who identified as having an impairment or accessibility need, with 2.3% accepting roles.



1.8 Organisational growth

Volunteer case study

Karla's story:

"I have previously volunteered at the Melbourne 2006 Commonwealth Games and the Deaflympics. That's why I wanted to come back. It makes me happy to see everybody smiling. I speak three languages: AUSLAN, International Sign Language and English – which I can speak and lip read. I was reallocated from the Main Media Centre to Workforce Check in and Spectator Services. Working with the media was challenging for lip reading with all the accents! I have come down from Brisbane to volunteer and found some affordable accommodation on the Volunteer Facebook page. I was offered free beachside living in Burleigh which has been amazing.

"I feel very proud of myself wearing the volunteer uniform. It has helped me be more confident to be a part of the volunteers. I got tickets to see the Men's Hockey finals and Australia won. The atmosphere was incredible."

Carolyn Mibus, Workforce Operations Manager at GOLDOC for 1.5 years and now keen to do further work in accessibility and inclusion as a result of her work for GC2018: "The para-sports are super-inspiring. I have a passion for inclusion and accessibility and would love to work on the upcoming 5th INAS Global Games for para-athletes with an intellectual impairment which will be held in Brisbane in 2019."



1.8 Organisational growth

Spectator Services volunteer Chloe was deployed to help spectators know which exit to use at Carrara Stadium. Always seen with a smile on her face Chloe felt very proud about making a positive contribution to GC2018.



“My husband and I have had a ball as volunteers! We will apply to be a volunteer at Birmingham 2022!” Joanne, volunteer with some of the local snacks for volunteers.



1.9 Training

1.9 Training

An extensive customised training program developed by TAFE Queensland, the GC2018 Official Training Partner, in conjunction with GOLDOC, delivered over 360,000 training hours to the Games Shapers. This included role specific training across key areas including spectator services, arrivals and departures, workforce, venue management, venue transport, medal ceremonies, technology, medical and sports such as lawn bowls, cycling – road, beach volleyball and badminton.

Following the completion of role specific training, Games Shapers then took part in venue specific training in both online and face to face environments leading up to GC2018.

1.9.1 Venue Specific Training

Venue specific training was conducted at the venue which included a familiarisation tour of the venue, a spotlight on the sport and an overview of GC2018 topics. All sessions covered content on correct recycling practices and there were also messages to volunteers and workforce to remember to bring their reusable water bottle.

Sam Adam, Venue General Manager, at Currumbin Beachfront delivering the recycling message in venue specific training. Currumbin achieved a massive 85% recycling rate.



1.10 Host Broadcaster Training Program

1.10 Host Broadcaster Training Program

As mentioned in the [2015/2016 sustainability report](#), the GC2018 Host Broadcaster, NEP Australia, introduced a Host Broadcast training program (HBTP). This program aimed to provide Queensland tertiary students, studying film and television, an opportunity to gain hands on work experience in the broadcast industry.

With a firm commitment to the next generation of live television program makers, the HBTP enabled individuals to gain industry experience and build local industry contacts through their participation and exposure to live broadcasting leading up to and during GC2018.

In the past, broadcast employment opportunities often were skewed toward males. In recent times there has been a much greater take up from females, particularly in engineering roles. While there is still an element of heavy lifting, with today's workplace health and safety requirements, many more females are applying for these positions. The gender breakdown in the HBTP students were 43% female and 57% male.



2.0

GC2018

Sustainability

Priorities

2.1 Sustainable Procurement

2.1 Sustainable Procurement

2.1.1 Our approach

There were no material changes to our Sustainable Procurement management approach over the reporting period. See our Pre-Games report for a comprehensive outline of our approach and performance through GOLDOC's peak procurement period.

2.1.2 Our performance

This reporting period covers a 20 week window during which GOLDOC took exclusive possession of competition venues, transformed them into GC2018 venues, delivered the GC2018 event, reinstating the venues and handing them back to the venue owners. It is the period during which the majority of goods and services that had been procured or produced for GC2018 were delivered to venues.

Code compliance and supply chain structure

GOLDOC continued to monitor its supply chain structure and supplier compliance with the Sustainable Sourcing Code (Code) through standard monthly supplier reporting and direct supplier engagement.

There were no reported changes to either GOLDOC's or GOLDOC suppliers' significant locations of operation that were material to environmental or social sustainability performance.

With very few exceptions, all goods and services supplied met the sustainability requirements and benchmark standards set out in the Code, Materials and Packaging Policy and GC2018 Food Experience.

Compliance with requirements for items like timber and paper products met, and often exceeded, expectations. Notable challenges were PVC coated materials like banners, adhesive vinyl decals, refrigerants in temporary air-conditioning and refrigeration systems, and certified fair trade coffee. As contemplated by the Code, market limitations and the state of technology regarding some of these items required a degree of flexibility.

Sustainability tender performance

By the end of the previous reporting period GOLDOC had awarded all high-risk contracts for sustainability. See our Pre-Games Report for detail on the number and value of tenders screened for sustainability impacts throughout GOLDOC's peak procurement period.

Per GOLDOC policy, all contracts awarded in the reporting period continued to include an obligation to comply with the Code and Materials and Packaging Policy.

Local and indigenous supply

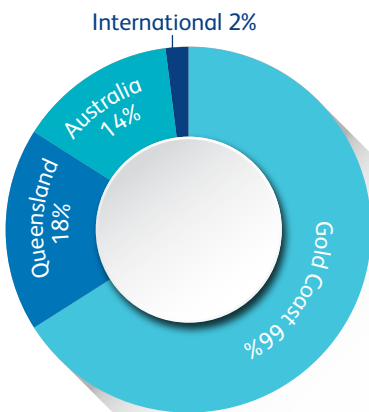
Where appropriate and aligned with the Code's value for money principle, GOLDOC procurement continued to benefit local and indigenous businesses and support positive legacies for the region. 'Local' for GC2018 includes Australia and New Zealand, however wherever possible GOLDOC continued to explore opportunities to source from locations close to our significant location of operations, being the Gold Coast and South East Queensland.

2.1 Sustainable Procurement

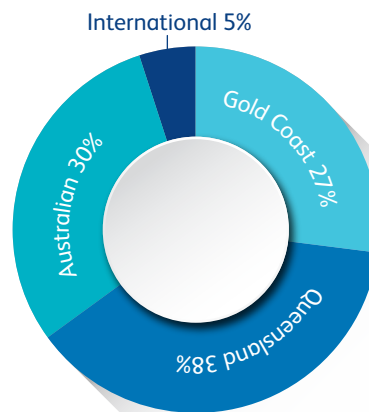
GOLDOC and its Games Delivery Partners hosted 16 local supplier information and industry engagement sessions with 5,489 business attending across all sessions. These sessions supported local businesses to tender

for GOLDOC work and resulted in work for numerous businesses across GOLDOC supply chains.

Percentage of contracts awarded by geographic location



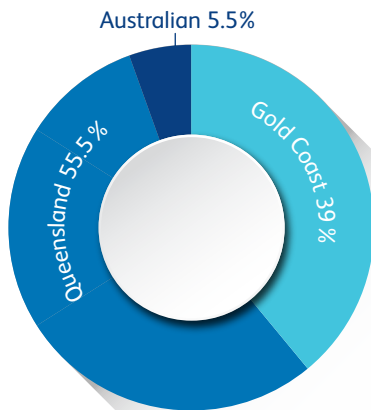
Proportion of contract value awarded by geographic location



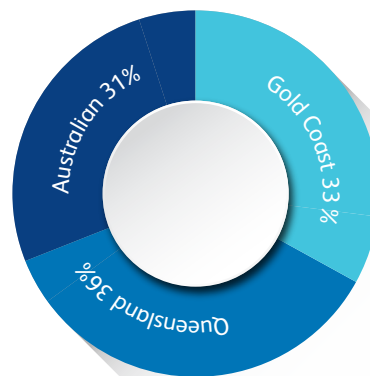
Of the above figures, 168 contracts were to Indigenous owned suppliers. Figures for Indigenous supplier contracts by

value exceeded targets, achieving a total percentage of target rate of 166%.

Percentage of contracts awarded by geographic location to Indigenous owned suppliers



Proportion of contract value awarded by geographic location to Indigenous owned suppliers



2.2 Food and Beverage

2.2 Food and Beverage

“The biggest legacy of the GC2018 Food Experience has been shortening the supply chain in the local area and identifying opportunities for local suppliers.”

Philippe Antes, Catering Manager, GOLDOC

2.2.1 Our performance

Within extremely complex operations, GOLDOC and its catering partners delivered meals to 2 million people which incorporated a commitment to choosing low impact, local, seasonal and organic diets and reducing food waste where possible.

GOLDOC’s caterers delivered food and beverage services to all key client groups across competition, non-competition and training venues, as well as the Commonwealth Games Village (Village).

Caterers incorporated Aboriginal and Torres Strait Islander foods into menus where possible, particularly in Games Family lounges, and the Village offered an enormous array of regional cuisines with full nutritional details to cater to the diverse tastes of our Commonwealth athletes. Food and beverage prices for GC2018 were consistent with current pricing at major venues in Queensland.

Coffee

The sheer scale and scope of providing coffee machines in an event mode can often preclude smaller businesses unless this is carved out in smaller parts. In the Village a local Burleigh coffee business provided six coffee machines to the Village.

In total this translated to:

- + 975kgs of coffee; sourced via established growers across the globe and local traders.
- + 652kgs of chocolate powder.

All of this coffee was roasted in Burleigh Heads, which has a unique lower carbon emission roaster and employs more than 30 Gold Coast locals.

This same business had donated their excess coffee sacks to local not-for-profit Boomerang Bags who made pot plant covers for the plants at GOLDOC’s offices, which were later moved to the Village.

Meet the Buyer

The Meet the Buyer event - run in October 2017 with the help of the Catering Advisory Panel - uncovered a unique bush food catering company that is majority Aboriginal owned and based in Salisbury, Queensland. The company manufacture their own bush food and proactively work on strengthening the supply from Aboriginal and Torres Strait Islander suppliers.

2.2 Food and Beverage



2.2.2 Commonwealth Games Village – Main Dining

Main dining in the Village was a self-serve buffet style with a number of menus available, including 'Asian', 'Halal' and 'Western' and was complemented by a salad and dessert bar.

The Main Dining served over 18,000 meals daily and met a variety of requirements including dietary, nutritional, recovery, cultural, religious and medical.

Numerous indigenous flavours were showcased across the menus, lemon myrtle, finger limes, bush tomato relishes, Davidson plum, wattle seed, native pepper berries and a vast selection of game meats; kangaroo, emu, crocodile.

Approximately 800,000 pieces of fruit were served including 91,000 bananas, 11,000 kg of watermelons and 1,335 pineapples, all from a local Burleigh Heads supplier. Over 5,000kg of seafood, 30,000kg of chicken and 53,000 units of beef, lamb, kangaroo and pork was also delivered to the Village by local suppliers.

The majority of suppliers to the Village were Gold Coast based, with 62,050 individual desserts, or approximately three quarters coming from a local supplier in Burleigh Heads and over 20,000 units of sandwiches, wraps and baguettes also prepared by two local suppliers.

2.2 Food and Beverage



PRESTON CAMPBELL FOUNDATION

Preston Campbell Foundation

The Preston Campbell Foundation (PCF) played a key role in GOLDOC's catering operations. As a training and catering provider, PCF works with people with Indigenous backgrounds and disadvantaged backgrounds train to them up to deliver services.

PCF looked after all non-competition venues including fleet and embedded trainees within their supply chain such as within bakeries.

"They did a fantastic job – were a treat to work with and their services were impeccable. As a result that have gained the experience, recognition and credentials to go on to further bigger work." Philippe Antes, GOLDOC Catering Manager.



2.2 Food and Beverage

2.2.3 Dietary Types

A variety of dietary and religious food offerings were provided, including a dedicated Halal servery within the main dining hall of the Village. The majority of all menu items in the main dining hall were made free from gluten and there was also dedicated gluten free items available through the nutrition desk.

Consideration also needed to be given to the labelling and training around different dietary types, given people may follow a 'gluten free' diet out of choice while others are medically diagnosed as requiring a gluten free diet such as people with Coeliac disease. This meant, for example, a gluten free toasting station was set up in the main dining hall.

GC2018 Food Experience Benchmark Standards

All of the caterers appointed by GOLDOC met the benchmark standard set in the GC2018 Food Experience.

The lessons learned were:

- + Genetically modified organism labelling – the whole market in Australia is not set up to identify GMO foods.
- + Ensure robust training around labelling and training around dietary types, particularly gluten free.
- + Balance of budget considerations against aspirational standards.
- + Look at what is already best practice, monitored and enforceable in the market where operating.

2.2.4 Accessible Food Counters

"I came up from Sydney for GC2018 and am staying in Surfers Paradise. I used the light rail to get to this venue and have found the experience seamless and good." Byron at an accessible food counter in the Gold Coast Convention Centre.



2.2.5 Distribution of excess food

GOLDOC was committed to reducing food waste wherever possible to deliver a sustainable GC2018. GOLDOC implemented a strategy to minimise the amount of food that was disposed of. Excess dry, canned and frozen foods from the Village was distributed to OzHarvest and Second Bite at the end of GC2018. This also included a range of important staple food items such as milk, fresh vegetables, rice, and even emu and lemon myrtle sausages.

2.3 Environmental Impacts

In total over 120 separate items were donated including food packaging products. OzHarvest and Second Bite redistributed food to community food programs and charities supporting people in need who were delighted with the quality and variety.

GOLDOC also offered to provide food charities with excess meals during GC2018 however this offer was not taken up due to a limited capacity around the logistics of collections from the Village.

2.3 Environmental Impacts

2.3.1 Our performance

With so much planning work around environmental impacts completed in the lead up to 2018, GOLDOC moved to monitoring these impacts and communicating environmental initiatives across key stakeholders.

2.3.2 Sustainable Events Working Group

This group met over a dozen times from May 2016 and achieved significant success in bringing together people from GOLDOC and the City who were interested in the topic and nurturing ideas. The collaboration was fabulous and a great way to energise the city. Key successes include the re-writing of event contracts for key events held on City land to include recycling and reporting measures, banning single use plastic water bottles at the Christmas Carol events in 2017 and the implementation of various other initiatives.



GC2018 Sustainable Solutions to top plastic pollutants

2.3 Environmental Impacts

The following section illustrates the initiatives GOLDOC took to reduce single use, short-term plastic items at GC2018.

Single use item: Plastic water bottles

GOLDOC's approach: Reduce consumption of single-use plastic water bottles

GOLDOC's key initiatives:

- + All GC2018 competition venues equipped with water refill stations, free to everyone, to fill up their reusable water bottle.
 - + Water refill points arranged at venues for use by volunteers/workforce.
 - + Festival 2018 used 6 water hydration stations.
 - + 18,000 reusable bottles provided as part of uniform kit for volunteers and workforce.
 - + To minimise the use of single use bottles, workforce members were encouraged to bring water bottles to their shifts. This was done at time of uniform collection, through regular workforce communications and at venue specific training to volunteers.
 - + Messaging to spectators encouraged water refills. Volunteers were trained on refill locations to direct spectators. Games Delivery Partner agencies aligned with GOLDOC's health and plastic avoidance efforts by providing permanent and temporary water refill points at key locations outside venues.
 - + The City developed its 'ChooseTap' campaign in time for GC2018 to demonstrate to visitors that Gold Coast tap water is high quality, free and that consumption in place of single use water bottles helps keep our waterways plastic free.
- + 2,500 ChooseTap stickers installed in every apartment of the Village and 7,300 ChooseTap stickers at GOLDOC contracted hotels to promote that Gold Coast water was safe to drink. This initiative was well received by athletes, owners and guests alike.
 - + 6,600 ChooseTap water bottles distributed to athletes and officials.
 - + Stipulation that Village housekeeping staff must have their own reusable water bottle.
 - + 14 permanent and 6 temporary ChooseTap hydration stations installed by the City immediately prior to GC2018 across key Gold Coast locations.

Outcomes

Not all water refill points across GC2018 and Festival 2018 sites were metered. For this reason, conservative calculations were used to estimate water use based on hours of peak use and known flow rates. Where estimates were used the most conservative figure was taken.

**Estimated total litres saved:
623,109,215**

**600ml single use plastic water
bottles saved: 1,780,497**

2.3 Environmental Impacts

Data source	Litres consumed	600ml Water bottles saved
Hydration stations across GC2018 venues - calculated	623,084,000	1,038,473
Festival 2018 - 6 water hydration stations	12,178	20,297
Reported water bottle reduction against Village estimates	n/a	700,000
Choose Tap Temporary hydration stations outside venue	1,878	3,129
Choose Tap Permanent hydration stations outside venue	11,159	18,598
Estimated total	623,109,215	1,780,497





Previous Games usage reports and forecasts for bottled water in the Village estimated approximately 1 million would be used. Through various initiatives outlined above this number was considerably less at 296,002.

Recycling rates were also high at the Village so it could be reasonable to expect that many of these bottles were recycled.

2.3 Environmental Impacts

Single use item: Take-away coffee cups

GOLDOC's approach: Change behaviours around take-away coffee cups to encourage re-use over single-use.

GOLDOC's key initiatives:

- + A branded re-usable coffee cup was given to all 6,600 athletes and officials to encourage re-use and discourage single use coffee cups within the Village.
- + Approximately 18,000 reusable coffee cups were distributed as a reward and recognition item for sustainability purposes (which helped reduce the number of disposable cups used on venue by workforce at refreshment stations and continue to be used post-GC2018).
- + Internal posters were produced for GOLDOC staff encouraging re-usable coffee cups over single use.
- + GOLDOC staff engaged with local cafes about the ResponsibleCafés.org program, which offers discounts to customers with reusable takeaway cups.

Outcomes

- + Anecdotally there were positive responses from athletes and volunteers around the re-usable coffee cup.



2.3 Environmental Impacts

Single use item: Plastic straws

GOLDOC's approach: Eliminate plastic straws completely.

GOLDOC's key initiatives:

- + Plastic straws were not available at GC2018 venues.
- + Paper straws were used at the smoothie bar at the Village.
- + One supplier selling a frozen drink used biodegradable straws.

Outcomes

- + Very few straws were found in waste audits.
- + No adverse reaction from spectators.
- + Numerous Gold Coast hospitality venues looking to do the same.

Single use item: Light Weight Plastic Bags

GOLDOC's approach: Keep light-weight plastic bags out of venue.

GOLDOC's key initiatives:

- + GC2018 official stores only offered (upon request) a reusable corn starch landfill-biodegradable bag.
- + Point of sale signs displayed a 'reduce your impact' message.
- + Training of staff on this initiative.
- + Plastic bags banned from sponsor activations.

Outcomes

- + Very few plastic bags found in waste audits.
- + No adverse reaction from spectators with only one in six customers requesting a bag.



2.3 Environmental Impacts

Single use item: Balloons

GOLDOC's approach: Eliminate balloon use completely

GOLDOC's key initiatives:

- + All balloons – helium or otherwise were banned from competition and non-competition venues.

Outcomes

- + No balloons found in waste audits.
- + No balloons or balloon releases observed at GC2018.
- + GC2018 sponsors stopped handing out helium balloons at other events.



Single use item: Junky giveaways

GOLDOC's approach: Avoid giveaways with low keepsake value

GOLDOC's key initiatives:

- + The Sponsorship and Sport departments worked with sponsors and National Sporting Organisations to ensure that activation giveaways had maximum keepsake value and were otherwise recyclable.
- + Clapper stickers and other cheap plastic litter prone items were banned.

Outcomes

- + A very small number of give-aways appeared in waste audits that were not compliant with the Materials and Packaging Policy during GC2018 and the Sponsorship team arranged for them to be removed from venue.
- + Very few sponsor give-away items appeared in waste audits.
- + Positive sponsor messaging around their give-aways.
- + Four out of the seven sponsors with activations at the Carrara Precinct chose not to distribute give-aways.
- + One sponsor had previously distributed their newspapers in unnecessary plastic bags and in adherence with the Materials and Packaging Policy did not do this for GC2018.

2.3 Environmental Impacts

2.3.3 Commonwealth Games Village

A towel saving initiative in the Village was well received and resulted in less towel waste and re-use.

This initiative is a first for a Commonwealth Games village, and builds on successful reductions of 30% savings in hotels that have implemented the initiative. Towel usage was reduced from 2-3 per day as seen in previous Commonwealth Games, to only 2 towels every 2 days. This achieved water and cost savings for GC2018. Towel re-use stickers were installed in the bathrooms of apartments and other messaging was displayed around the Village.

Approximately 127,000 towels were used between 27 March (Village opening) and 17 April (when most athletes had left the Village).

This represents a 61% reduction against levels of cleaning that were expected.



2.3 Environmental Impacts

2.3.4 Water management

As previously reported, water management was not identified as a material sustainability issue for local stakeholders in the lead up to GC2018. However, GOLDOC had the opportunity to work with the City to capitalise on existing water efficiencies and evaluate operational planning to responsibly manage our water use. That included installing smart meters at the Village, temporary venues and City owned venues to monitor waste use over

the GC2018 period. It is hoped that data captured will inform future Commonwealth Games planning as well as provide a benchmark for peak usage for City owned venues.

Substantial additional efficiencies and water savings were delivered as a result of GOLDOC's Sustainable Procurement program. Where temporary infrastructure was required, GOLDOC procured the most water efficient technology available.

Case study – Temporary Toilet Facilities

To cater for the number of spectators attending GC2018 venues GOLDOC needed to procure temporary toilet facilities. In keeping with the Code, GOLDOC assessed respondents against sustainability criteria that included the water efficiency of all temporary infrastructure to be supplied. Market capability exceeded expectations and GOLDOC awarded the contract to a local supplier that wished to use GC2018 to develop a fleet of water efficient wet cabins that would service the local market for years to come. GOLDOC's contractor also worked with the Sustainability team to ensure that their new event fleet would be accessible.

The temporary toilets included innovative vacuum technology that was 6 star rated and used 94% less water than a traditional temporary toilet.

To quantify the impact reduction, GOLDOC worked with the supplier to conservatively estimate the amount of potable water saved across the event due to the vacuum toilet technology, as outlined in the following table:

	GC2018 temporary toilet water use (litres)
GC2018 vacuum toilet water use (350ml/flush)	291,698
Standard temporary toilet water use (6l/flush)	5,000,546
Total estimated savings	4,708,847

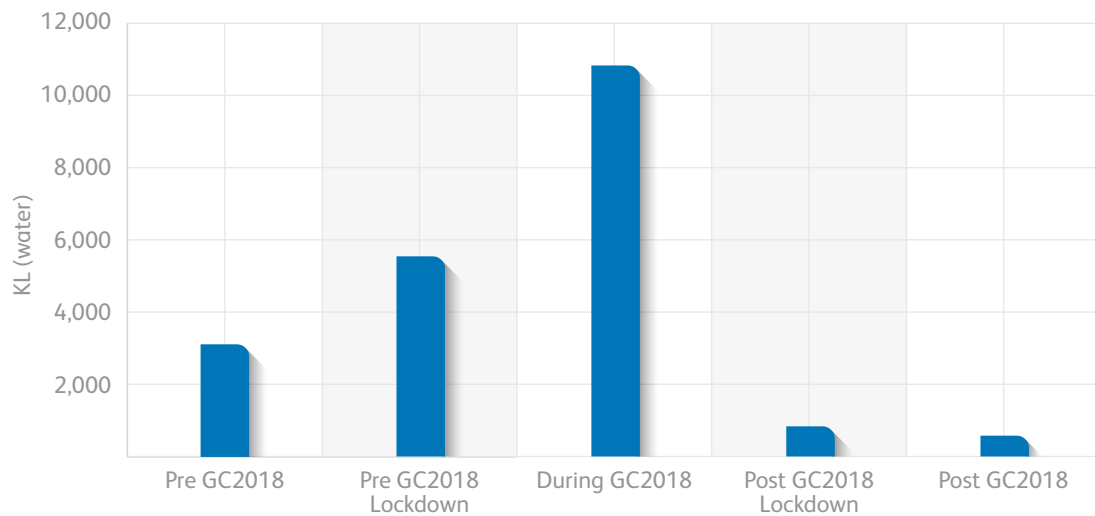
Finally, to support continued sustainability performance and to enhance the prospect of winning future local and international event work, the contractor committed to implementing its own ISO 20121 Event Sustainability Management System across its local and international business operations.

2.3 Environmental Impacts

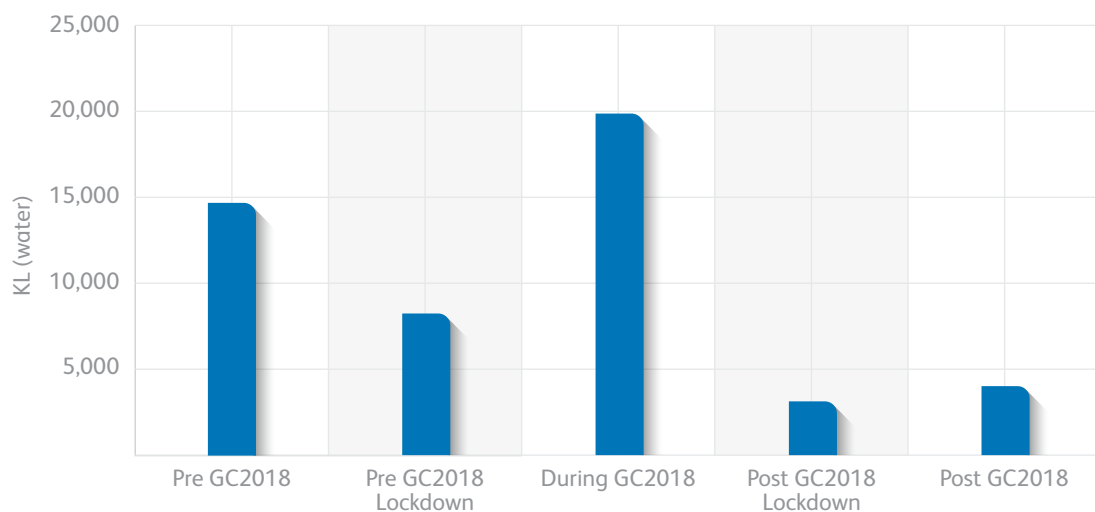
2.3.5 Water actuals

Village water use

A breakdown of the volume of water used at the Village during GC2018 is as follows:



All venues water use



2.3 Environmental Impacts

2.3.6 Air quality

As with water management, air quality was not identified as a material sustainability issue for GC2018. However, in the lead up to the event an opportunity emerged to support a project seeking to showcase innovative new air quality monitoring technology. The technology was developed by the Queensland University of Technology's International Laboratory for Air Quality (ILAQ) and nick-named KOALAs (Knowing our Ambient Local Air Quality). KOALAs are small but sophisticated air quality monitoring devices that measure a range of pollutants and are capable of broadcasting measurements

in real time. ILAQ collaborated with the Department of Environment and Science (DES) and local Southport State School to install KOALAs at nine Gold Coast locations ahead of GC2018 to monitor air quality during the event. This included three units placed within the Village premises. An air quality monitoring station (AQMS) operated by DES was also located within the SSHS grounds near location B, and measured the same pollutants as the KOALAs along with several more.

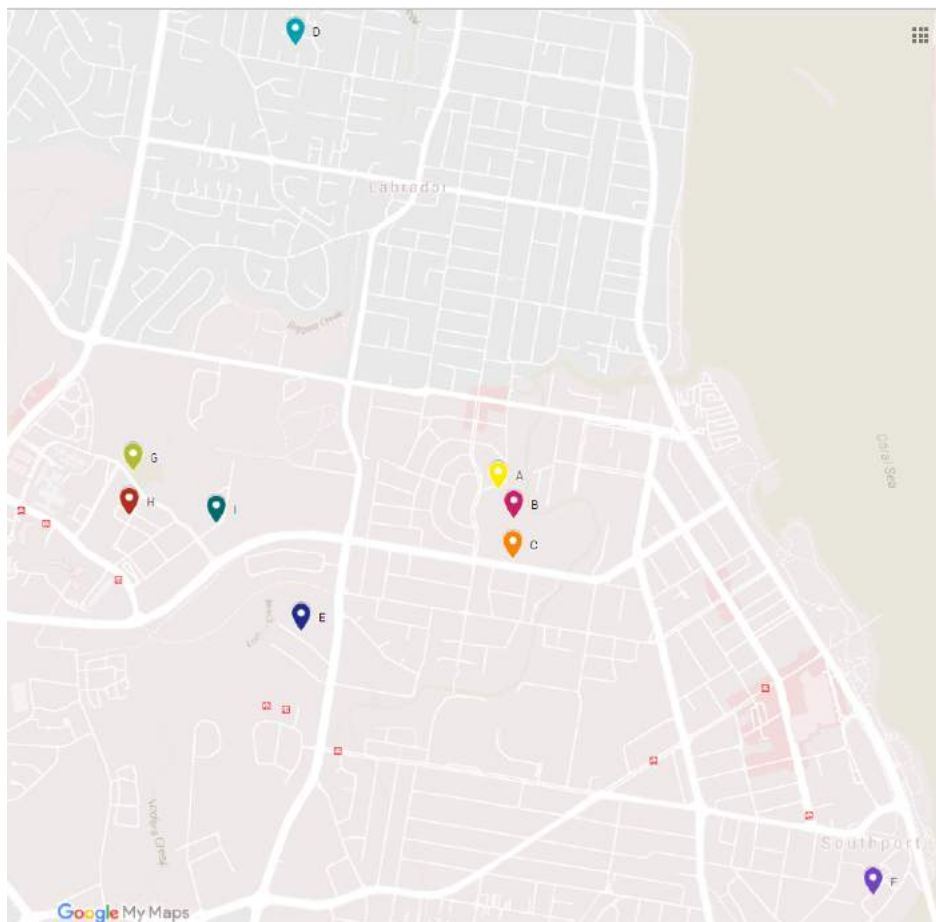


Figure 2: Deployment locations of KOALA monitors. A, B, C were deployed within the SSHS grounds; D, E, F are at the homes of students who attend SSHS; G, H, I are within the athletes village grounds.

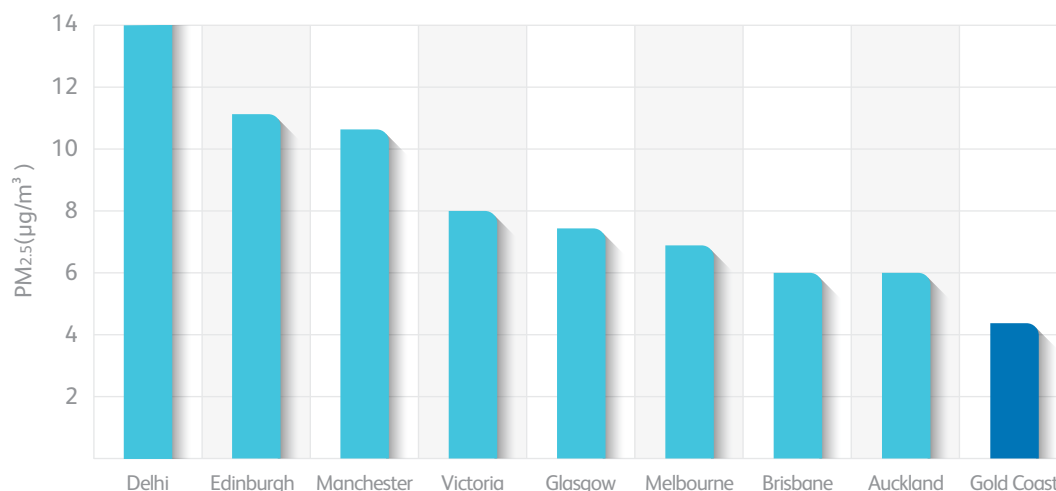
2.3 Environmental Impacts

Data from the KOALAs was collected every five minutes and sent to a data management centre during the period 19 Mar – 30 Apr. For the purposes of the study, three two-week periods were considered for analysis: 19/03 - 02/04, 03/04 - 15/04, and 16/04 - 30/04, referred to as the pre-GC2018, during GC2018 and post GC2018 periods.

During the GC2018 period there was no discernible impact, neither positive nor negative, that can be attributed to any tourist or vehicle emission changes in the area. Currently, no vehicle or tourism data is available to evaluate how these factors changed during this six week period, however,

the mean PM2.5 values were well within the 24hr WHO guideline and Australian standard across all three time periods concerning the impact of GC2018. Overall, GC2018 did not have a negative impact on the air quality of the surrounding area.

Compared to recent air quality data for previous Commonwealth Games hosting cities, the Gold Coast has the cleanest air when considering the PM2.5 (Figure below). The values for each city are long term recent averages of PM2.5 and clearly showcase the clean, Gold Coast air.



Comparison of long term PM2.5 values across Commonwealth Games hosting cities. Note: Delhi's average PM2.5 value for this period was 272µg/m³ and is truncated in this figure.

2.3 Environmental Impacts

2.3.7 GC2018 Borobi sales support protection

A strategic partnership with the Currumbin Wildlife Hospital Foundation (CWHF) was established in 2016 to provide funding to continue research and education in habitat conservation. A total donation of \$100,000 from sales of the Borobi plush mascot was presented to CWHF to contribute to the delivery of koala treatment and rehabilitation services into the future.

National Trust of Australia (Queensland) Chief Executive Officer, Jonathan Fisher, said the National Trust, who operate the wildlife hospital with the assistance of funds raised by CWHF, were delighted with the donation and acknowledged GOLDOC for this second instalment in funding agreed back in 2016.

“The choice of the koala as the mascot interwoven with the indigenous design was inspired, educational and fun all at the same time.”

Borobi plush toys



2.3 Environmental Impacts

2.3.8 Plants

FSG Australia's Tropicana Nursery in the Gold Coast Hinterland supplied pot plants to line accessibility ramps across sixteen GC2018 venues.

FSG's Tropicana Nursery is a unique facility where people, some with accessibility requirements themselves, who may never have otherwise had the opportunity, learn horticulture skills, gain work experience and are assisted with job opportunities, while maintaining a high quality nursery.

The plants were supplied by a group of locals who planted, nurtured and potted over 900 plants ready for the 4 April commencement of GC2018.



2.3 Environmental Impacts

2.3.9 Animal Management Policy

GOLDOC had in place an animal management policy and procedure during GC2018. The procedure outlined steps to be taken if an animal entered a venue, including the field of play (FOP). This was particularly relevant for outdoor venues in bush settings, such as Nerang, where the mountain bike competition took place, Belmont where the shooting was held and Currumbin where the cycling time trial and road race events took place.

During GC2018 there were no reported incidents regarding wild or domestic animals.



2.4 Carbon

2.4 Carbon

2.4.1 Our approach

There were no material changes to our carbon management approach over the reporting period. See our Pre-Games report for a comprehensive outline of our approach.

The only noteworthy addition was the development of an Energy Management Policy for venues. This policy set agreed limits on the number of hours post-event that high energy demand equipment like FOP sports lighting would run for before power-down.

2.4.2 Our performance

During this reporting period GOLDOC took exclusive possession of competition venues, transformed them into GC2018 venues, delivered GC2018, reinstating the venues and handing them back to the venue owners. Energy used and emissions related to these activities came from four main sources:

1. Venue utility power. As is typical for mega-event overlay builds and event operations, venue mains was the primary energy source for on venue activity.
2. Temporary power generation. Utility power was supplemented with temporary generators in the following instances:
 - Where GOLDOC or its contractors needed power to an area that was not connected to mains.
 - Where available mains power was insufficient to meet GC2018 demand.
 - Where event operations were so critical that isolated prime running generators were the best means of ensuring seamless uninterrupted delivery, for example the Opening Ceremony live broadcast.

3. Transport fuel use related to logistics, waste collections and travel to and from the event for workforce, spectators and Games Family clients.
4. Travel fuel related to flights in the planning and delivery of GC2018.

2.4.3 Venue utility power

GOLDOC venue use agreements were structured to leverage existing venue utility contracts. The reporting in this section captures all competition venues and event areas for which GOLDOC was able to obtain invoice or power consumption data. It covers the majority of venues, but notable omissions include:

- + Village utility data. GOLDOC was not responsible for procuring mains utility power for the Village and due to the complex power supply and invoicing arrangements across the Village precinct, accurate data on power consumption was not available in time for this report.
- + Townsville and Cairns venues. Utility power formed part of the lease and pro-rated energy use was not available at the time of reporting.
- + Festival mains power. Festival power drew from public place utility connection points. These were shared with a number of other customers making accurate reporting difficult.

2.4 Carbon

Usage and emissions data

An estimate of the total indirect energy consumption was based on actual or estimated electricity accounts received during the exclusive use period or based on the amount paid for electricity over the period and an average consumption rate (\$/kWh) taking into account peak and off-peak energy use.

A summary of the energy used during this period is presented in the table below.

Scope 2 and 3 emissions have been calculated based on the total kWh for the consumption of energy used by the venue.

Greenhouse gas emissions were calculated based on the National Greenhouse Accounts Factors, Australian National Greenhouse Accounts (July 2017) applicable to the consumption of electricity in Queensland.

A summary of greenhouse gas emissions generated during the period is presented in the table below.

Competition venue	Pre-GC2018 (kWh consumed)	GC2018 kWh (consumed)	Total venue indirect energy use emissions (Scope 2) tonnes CO2-e	Total venue indirect energy use emissions (Scope 2) tonnes CO2-e	Total venue indirect energy use emissions (Scope 3) tonnes CO2-e
Carrara Precinct (total)			2,648,201	2,092	371
Stadium	978,383	530,413	1,508,796	1,192	211
Carrara Indoor Stadium			68,635	54	10
Carrara Sport and Leisure Centre			1,070,770	846	150
Optus Aquatic Centre			514,472	406	72
Coomera Indoor Sports Centre			235,651	186	33
Southport Broadwater Parklands			51,815	41	7
Coolangatta Beachfront			58,285	46	8
Oxenford Studios	350,723	224,423	575,146	454	81

2.4 Carbon

Competition venue	Pre-Games (kWh consumed)	Games kWh (consumed)	Total venue indirect energy use emissions (Scope 2) tonnes CO2-e	Total venue indirect energy use emissions (Scope 2) tonnes CO2-e	Total venue indirect energy use emissions (Scope 3) tonnes CO2-e
Belmont Shooting Centre	28,021	20,247	48,268	38	7
Broadbeach Bowls Club	15,580	74,212	89,791	71	13
Gold Coast Convention and Exhibition Centre		882,050	882,050	697	123
Robina Stadium		443,103	443,103	350	62
Gold Coast Hockey Centre	21,593	52,494	74,088	77	14
Anna Meares Velodrome	143,855	103,801	247,656	196	35
Gold Coast Hockey Centre	97,146.00			77	14
Anna Meares Velodrome	247,656.00			196	35

Key non-competition venues (Village is reported separately below)	Pre-Games (kWh consumed)	Games kWh (consumed)	Total venue indirect energy use emissions (Scope 2) tonnes CO2-e	Total venue indirect energy use emissions (Scope 2) tonnes CO2-e	Total venue indirect energy use emissions (Scope 3) tonnes CO2-e
Uniform and Accreditation Centre	168,482	56,150	221,632	175	31
GC2018 Merchandise Stores (3)			83,111	66	12

2.4 Carbon

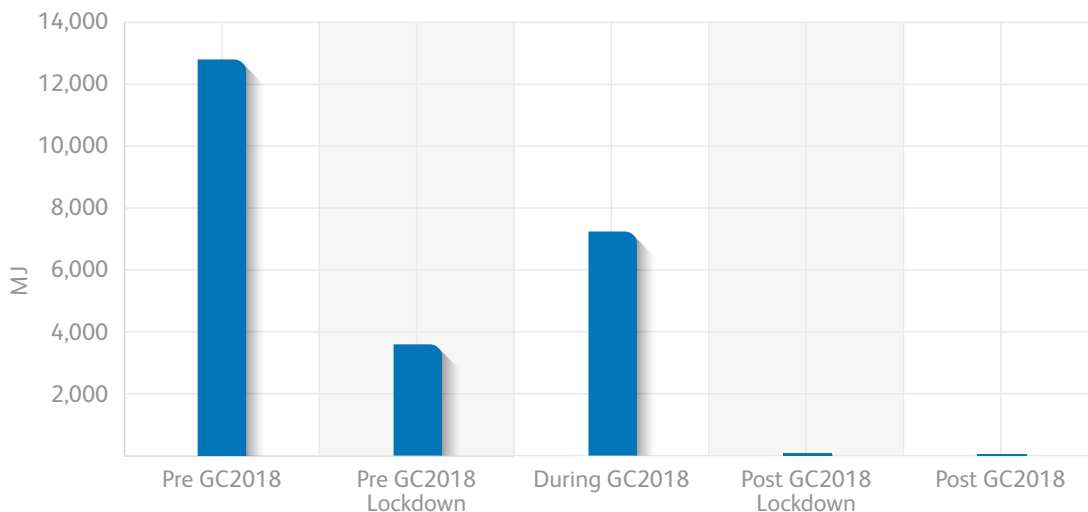
2.4.4 Temporary power generation

GC2018 Operations

All fuel used in GOLDOC temporary generators was supplied by a single bulk fuel supplier. This included all prime and back-up generators. The data is reported based on fuel deliveries.

Fuel type	Period: during GC2018	
	Total L consumed	Total MJ consumed
Diesel	615,035	23,740

The breakdown per period during GC2018 is presented as follows:

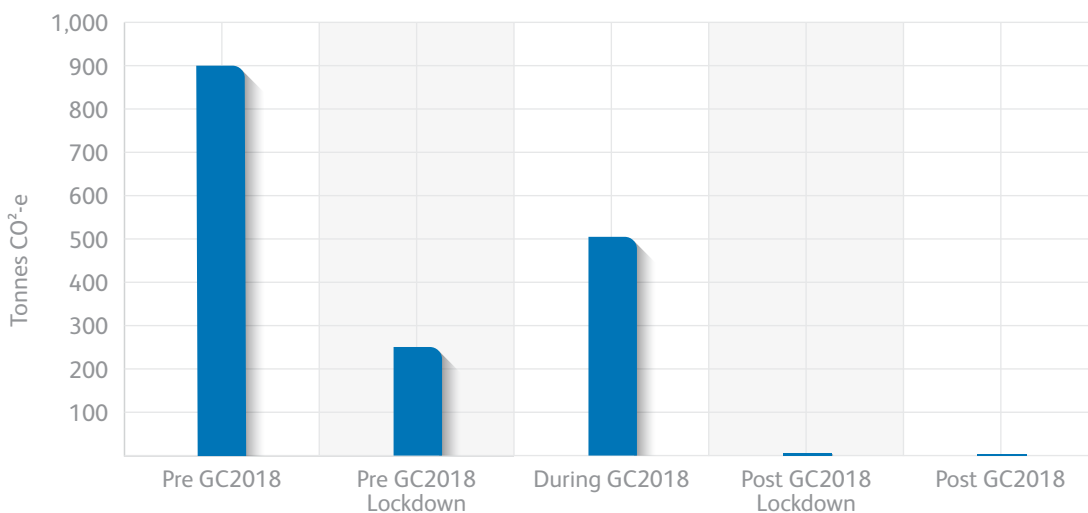


A summary of the greenhouse gas emission generated during the period is presented as follows:

Period: during GC2018	Tonnes CO ₂ -e
Stationary diesel fuel use emissions (Scope 1)	1,667

2.4 Carbon

The breakdown per period during GC2018 is presented as follows:

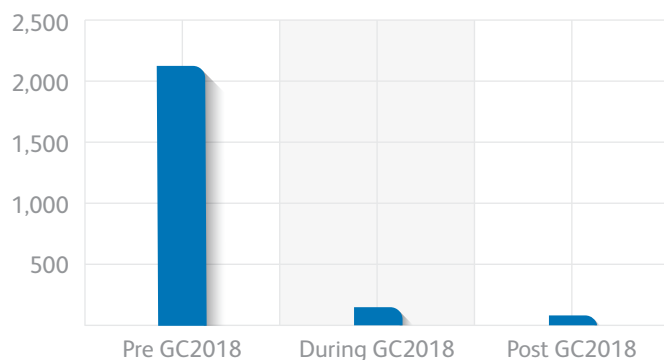


2.4.5 Overlay build and decommissioning program

Overlay Delivery Partner fuel use

Stationary fuel type	Period: January - April 2018	
	Total L consumed	Total MJ consumed
Diesel	62,763	2,422
Unleaded	1,403	48

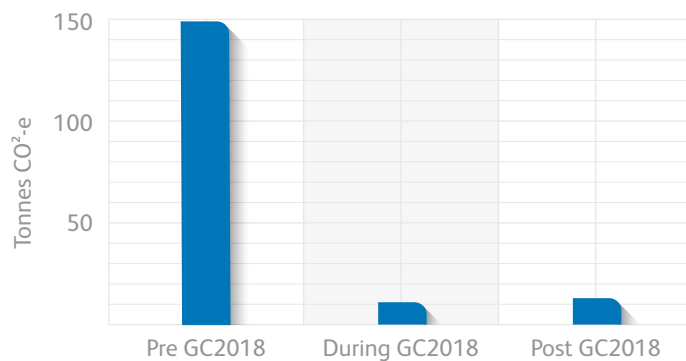
A breakdown of fuel use of the over the pre-GC2018, post-GC2018 and during GC2018 period is presented as follows:



2.4 Carbon

Period: Jan - April 2018	Tonnes CO2-e
Fuel use emissions (Scope 3)	173
Diesel energy use emissions (Scope 3)	0.7

A breakdown of carbon emissions over the pre-GC2018, post-GC2018 and during GC2018 period is presented as follows:

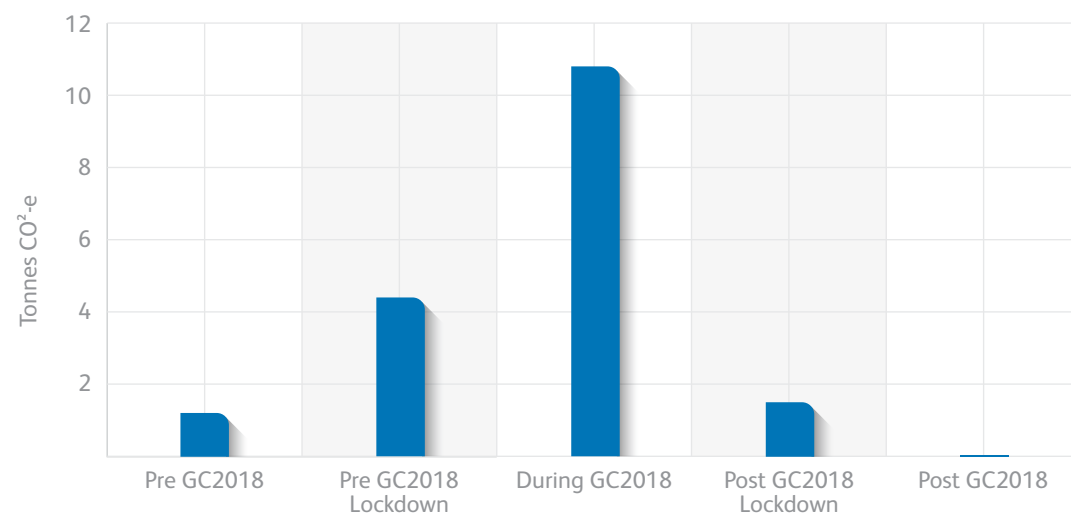


2.4.6 Transport emissions

Waste transportation emissions

An assessment of emissions associated with the collection of landfill and recyclable waste from GC2018 venues and transport was estimated using the number of actual pick-ups for each waste type from each venue and the distance travelled from that venue to the recycling facility or for disposal.

A summary of the carbon emissions as a result of the transportation of waste for recycling and disposal is as follows:



2.4 Carbon

Games family bus fleet emissions

An assessment of direct energy consumption by primary energy source was calculated based on GOLDOC's bus fleet fuel use.

Transport fuel type	Period: GC2018	
	Total L consumed	Total MJ consumed
Diesel	237,695	9,175

Workforce and spectator transportation

An assessment of direct energy consumption by primary energy source was calculated based on bus fleet services to transport GC2018 spectators and workforce. These services were delivered by the Department of Transport and Main Roads and include uplifted services for the Gold Coast and other event cities.

Period: GC2018	Tonnes CO2-e
Fuel use emissions (Scope 1)	647

Workforce and spectators – Light Rail (G:Link)

Energy use related to G:Link operations over GC2018 was captured, however, due to increased services and patronage resulting from the opening of the new Helensvale Station and hard rail connection in December 2017 it was not possible to differentiate GC2018 uplift. It follows that emissions related to G:Link operations have been excluded from spectator and workforce transport reporting.

Workforce and spectators – Rail (Queensland Rail)

Information relating to electricity consumption for the uplift services provided by Queensland Rail could not be obtained and therefore the emissions have been excluded from spectator and workforce transport reporting.

2.4 Carbon

Case study - Accommodating clients near their venues

Ahead of GC2018, GOLDOC's Accommodation team undertook significant work to survey available Gold Coast room stock before building a software portal to manage Games Family accommodation for GC2018. The survey is the most comprehensive to date and the information captured will provide valuable data legacy for local tourism bodies. The survey included accessibility considerations, meaning the Gold Coast now has good understanding of the type and amount of accessible accommodation available to city guests. Another benefit of delivering the portal was

that it allowed GOLDOC to collaborate with key stakeholders, including the Queensland Police Service and Queensland Fire and Emergency Services, technical officials and Host Broadcast crews to locate their accommodation as close as possible to their designated venues, or resource stations. This reduced pressure on the transport system, reduced transport emissions and supported GOLDOC's aim to promote public and active transport for GC2018.

Pictured below is a Technical Official enjoying a leisurely walk along the beach pathway from his accommodation in Coolangatta to the Beach Volleyball.



2.4 Carbon

Games Family fleet vehicle emissions

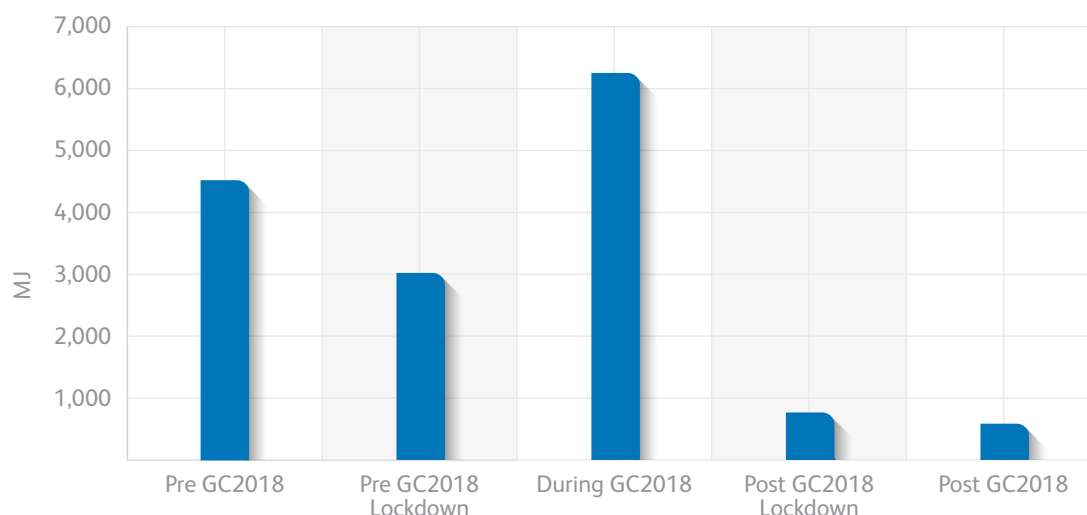
An assessment of direct energy consumption by primary energy source was calculated based on fleet fuel use from the pre-GC2018 period through to post-GC2018.

Fuel use, in litres, was obtained from information derived from fleet fuel card summaries and calculated based on the National Greenhouse Accounts Factors, Australian National Greenhouse Accounts (July 2017) energy content factors for gasoline (ULP - unleaded petrol) and diesel fuel.

A summary of the amount of fuel used during the period is presented as follows:

Fuel type	Period: GC2018	
	Total L consumed	Total MJ consumed
Diesel	224,168	8,653
Unleaded petrol	189,941	6,496
Total	414,109	15,149

The breakdown per period during GC2018 is presented as follows:

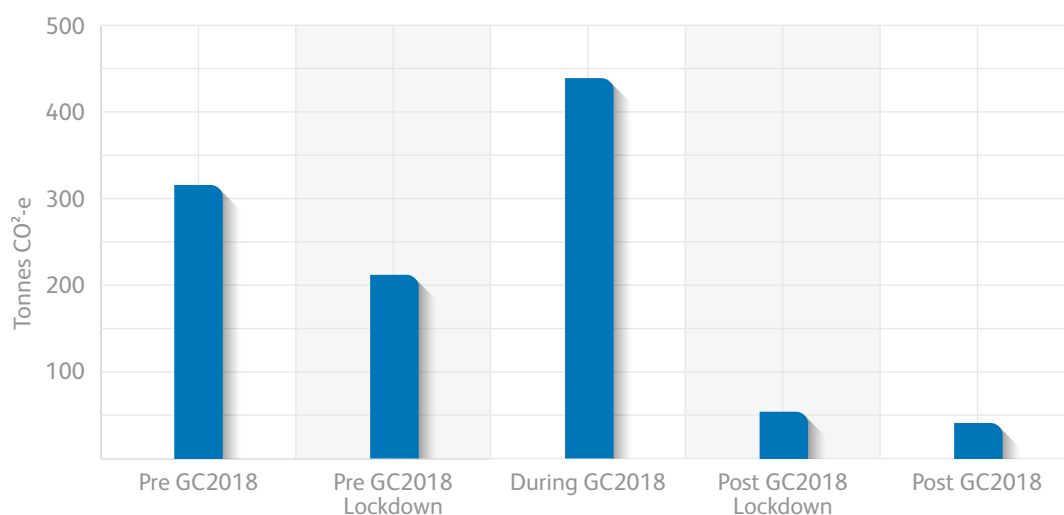


A summary of the greenhouse gas emissions generated during the period is presented as follows:

Period: Games Time	Tonnes CO2-e
Transportation diesel fuel use emissions (Scope 1)	1,063

2.4 Carbon

The breakdown during the period is presented as follows:



Logistics fleet emissions

An assessment of direct energy consumption by primary energy source was calculated based on logistics distribution fleet fuel use from the pre-GC2018 period through to post-GC2018.

Transport fuel type	Period: Jan - April 2018	
	Total L consumed	Total MJ consumed
Diesel	21,954	847

Period: Jan - Apr 2018	Tonnes CO ₂ -e
Transportation diesel fuel use emissions (Scope 1)	60

2.4.7 Travel emissions

Flight emissions

The following data sets out emissions related to support planning and delivery of GC2018 air travel over the reporting period.

Period: 2 January 2018 - 6 May 2018	Tonnes CO ₂ -e
Flight emissions (Scope 3)	205

2.4 Carbon

Games Family flight emissions - International

A breakdown for all estimated international flights, based on available data, is shown as follows:



Games Family flight emissions - Domestic

A breakdown for all international flights is shown as follows:

Period: GC2018	Tonnes CO ₂ -e
Games Family flight emissions (Scope 3)	635

2.4 Carbon

2.4.8 Landfill waste emissions

An assessment of CO2-e emissions as a result of non-recyclable waste being sent to landfill showed the following:

Waste source	Tonnes CO2-e
Venue operational waste <i>Amount of venue operational waste related to Village operations</i>	501 225
Opening and Closing Ceremony waste	125
Central Logistics Warehouse operations	73
GHQ waste	18

2.4.9 Other emissions

As previously reported, a number of GOLDOC FAs worked to significantly reduce estimated paper use. An assessment of carbon emissions related to what was ultimately included below.

GHQ paper use

Data relates to GOLDOC administrative functions.

Period: GC2018		
Paper type	A4	A3
No. pages	870,600	11,500
Weight (kg)	4,353	115
Total weight (tonnes)	4.4	
tonnes CO2-e	8.5	

Creative services paper use

Data relates to print publication documents designed by the GOLDOC publications team on behalf FAs and Games Delivery Partners.

Period: 2018				
Paper type	A6	A5	A4	A3
No. pages	3,000	7,850	134,474	3
Weight (kg)	5.2	62.4	2,099.3	0.1
Total weight (tonnes)	2.2			
tonnes CO2-e	4.2			

Publications paper use

Data related to the GOLDOC publications program.

Period: 2018				
Paper type	DL	A5	A4	A3
No. pages	1001	180,652	42,300	88,250
Weight (kg)	2.5	733.8	299.2	2,204.3
Total weight (tonnes)	3.24			
tonnes CO2-e	6.3			

2.4 Carbon

Sport publications paper use

Data related to sports related publications, for example technical official handbooks.

Period: 2018					
Paper type	DL	A7	A5	A4	A3
No. pages	50	80	426,093	4,060	400
Weight (kg)	0.1	0.1	1,463.4	26.0	5.5
Total weight (tonnes)					1.5
tonnes CO2-e					2.9

1.8m pieces of paper saved in paperless pledge

With a united commitment to demonstrating leadership in sustainability, TAFE Queensland and GOLDOC have saved over 1.8 million pieces of paper by providing volunteer training online instead of printed workbooks for the orientation and role specific training components.

As the Official Training Partner for GC2018, TAFE Queensland delivered bespoke training to the 15,000 Games Shapers. A strategic priority for TAFE Queensland was to embed sustainability within the organisation to improve efficiency, meet customer expectations and deliver high quality training.

TAFE Queensland delivered a Commonwealth Games-first paperless workbook model where all training on-campus is delivered electronically. This conscious, sustainability driven approach has been well received from GC2018 volunteers and the educators industry.

Printed results distribution

The printed results distribution model moved towards an 'digital first', 'print second' model. Previous Commonwealth Games have used a printed results distribution model with centralised print rooms, large numbers of volunteers and minimal control of paper usage.

The streamlined model was largely a success. Future organising committees could look to further reduce the printed results distribution service to a print on demand model only. For the majority of GC2018 clients this was the end solution which worked well and there were no major complaints about the service.

There was a significant reduction in paper consumption, human resources, technology equipment and overlay commodities. Due to the changes in the printed results distribution model GOLDOC was able to save an estimated 1 million sheets of paper.



Carbon Offsets

GOLDOC offset 100 per cent of the carbon emissions generated by the record 388-day Queen's Baton Relay (QBR) journey. This equated to 1,164 tonnes of CO₂-e. This included QBR international and domestic flights, domestic vehicle movements, accommodation and supporting services.

In keeping with its sustainability targets and Reconciliation Action Plan commitments, GOLDOC sourced half of the carbon offsets from a project with Great Barrier Reef protection co-benefits and the other half from an Indigenous early dry season savannah burning project in Queensland's Cape York.

Official Sponsor Optus also offset their operational emissions for GC2018 delivery – 705 tonnes CO₂-e. Offsets were also sourced from projects with Great Barrier Reef co-benefits as well as Indian Windfarm credits.

2.5 Recycling and Waste Management

2.5 Recycling and Waste Management

There were no material changes to our waste management approach during the reporting period. See our Pre-Games report for a comprehensive outline of key waste impact areas across each event delivery phase and our management approach.

2.5.1 Our performance

This 20 week reporting period covers the final GC2018 delivery phase for GOLDOC. We took exclusive possession of competition venues,

transformed them into GC2018 venues, delivered GC2018, reinstated the venues and handed them back to the venue owners. Over this period the majority of the waste that GOLDOC had anticipated for GC2018 was created and disposed of in accordance with GOLDOC policy and planning.

The data below depicts waste outcomes available across GOLDOC and contractor delivery phases and activities. These activities were identified as being the most important to monitor and manage from a waste perspective.

GOLDOC waste management phases for GC2018



2.5 Recycling and Waste Management

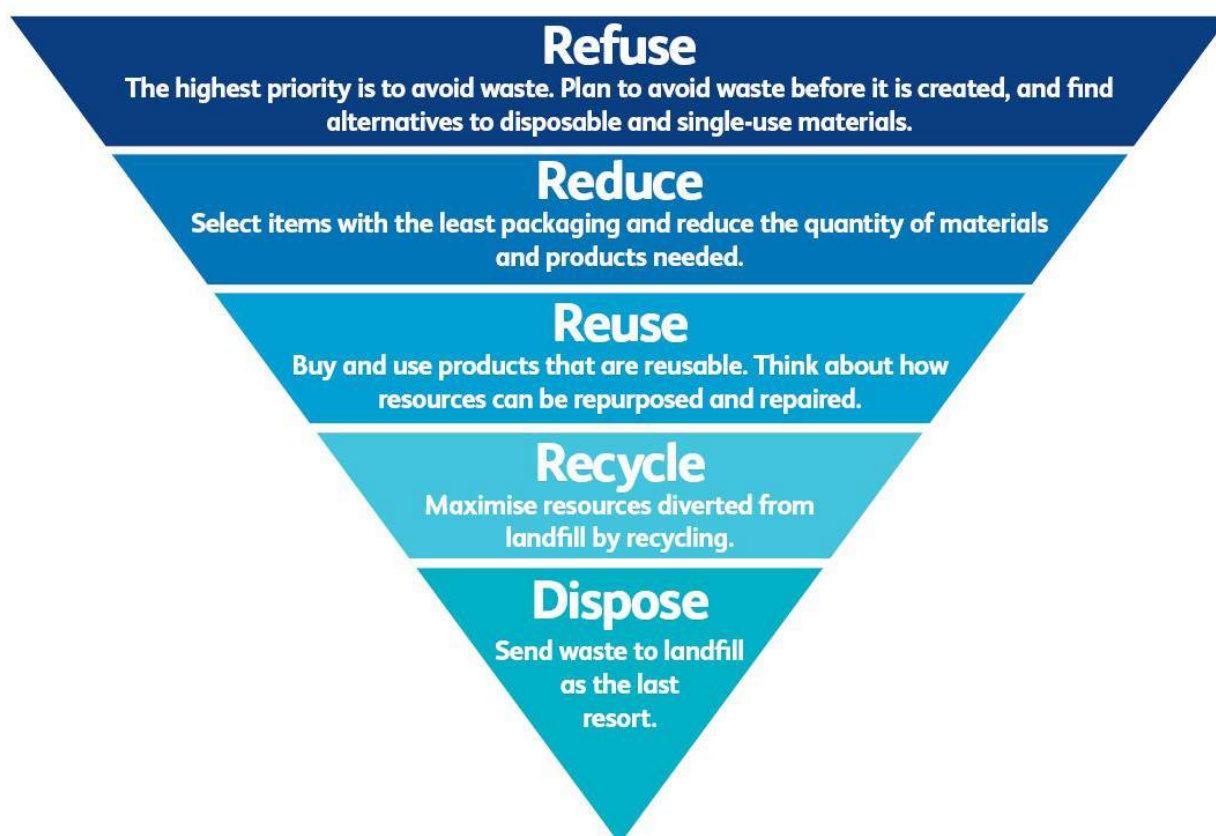
When considering the waste actuals, it is important to consider GOLDOC's overall management approach and how it aligned with the Waste Management Hierarchy. The data depicts how GOLDOC disposed of what was left after options to avoid or reduce waste were exhausted.

It was not practical to quantify 'avoided' waste across the event, however, to illustrate the impact of avoidance measures we have included comparisons with available planning

estimates that were based on previous Commonwealth Games outcomes. We have also included a case study about our look and signage program as just one example of efforts to minimise GC2018 waste and maximise legacy outcomes.

GOLDOC hopes our efforts to measure and report across all key waste impact areas will serve as a benchmark for future Commonwealth Games events.

Resource Recovery Hierarchy



2.5 Recycling and Waste Management

Look and signage case study

As previously reported, mega-event look and signage programs have potential to generate significant waste. The nature of fit-for-purposes look and signage materials, brand protection requirements and short install and removal timeframes can create unique waste management challenges.

The GOLDOC Look and Signage team were committed to best practice from the start and designed the GC2018 look and signage kit of parts (KOP) with a range of sustainability considerations front of mind. Readily renewable, low carbon and recyclable materials like bamboo, ply, corflute and sandbags were used as a basis for design

instead of traditional materials like concrete and metal. These lightweight materials also allowed faster, safer installation across GC2018. Signage was also designed to be installed on existing structures where possible to reduce production impacts, logistic overhead and cost.

Recycled materials and end-of-life disposal were also key tender considerations for GOLDOC when awarding the GC2018 look and signage production and installation contract. Post-award, the successful contractor worked closely with GOLDOC to source materials and plan installation and removal activities in a way that maximised opportunities to re-use or recycle look and signage assets.



2.5 Recycling and Waste Management

As a result of careful planning and innovative design, GOLDOC managed to avoid and reduce its look and signage waste impact significantly. Highlights from the final look and signage waste report include:

Volume waste material	Total by weight (tonnes)	Percentage of total weight	Disposal method
Corflute	19.03	24.5	Recycled
Aluminium from structures and K Track banner edging	3.74	4.8	Majority recycled with balance donated to venues (650m of K Track)
PEFC Pine Plywood Sheets	23.4	30.0	Donated to Gold Coast Men's Sheds and local woodworking clubs for repurposing – toys for charity, furniture and woodworking classes
Bamboo poles	1.96	2.5	As above for plywood
Fabric (fence fabric, grandstand wrap, Road Race wrap etc.)	21.00	27.0	Branded fabric bailed and recycled. Unbranded fabric donated to venues, sporting clubs and councils for re-use (16 kms total)
PVC coated banner	2,630m2 (tonnage unavailable)	N/A	Recycled
Sandbags	4.80	6.0	Re-purposed – Gold Coast Men's Sheds for shed construction; local schools for use on athletics fields; local landscaping companies.
Umbrella bases	4.00	5.0	Repurposed (95%) balance recycled where not suitable for re-use.
Total for reporting period	77.00		

2.5 Recycling and Waste Management



All soft plastic and cardboard packaging waste was also streamed and recycled.

In all, the only high-volume products for which a re-use or recycling solution could not be found were adhesive vinyl products. Extensive efforts were made to engage with industry associations and local recyclers to find a solution, however, at present there is no readily available means to recycle adhesive vinyl products.

Other notable look and signage sustainability outcomes included:

- + Meeting and exceeding GOLDOC's sustainable sourcing objectives per the Code, for example all timber and paper products were PEFC certified and fence fabrics were OEKO TEX 100 certified.
- + 6 local Queensland companies subcontracted to install and remove the look and signage assets across GC2018 venues. These contracts were valued at over \$2.5 million and gave work to 200 local employees.

2.5 Recycling and Waste Management

2.5.2 Waste actuals and audit findings

Venue operational waste

This data summarises the total operational waste across all competition venues and the Village.

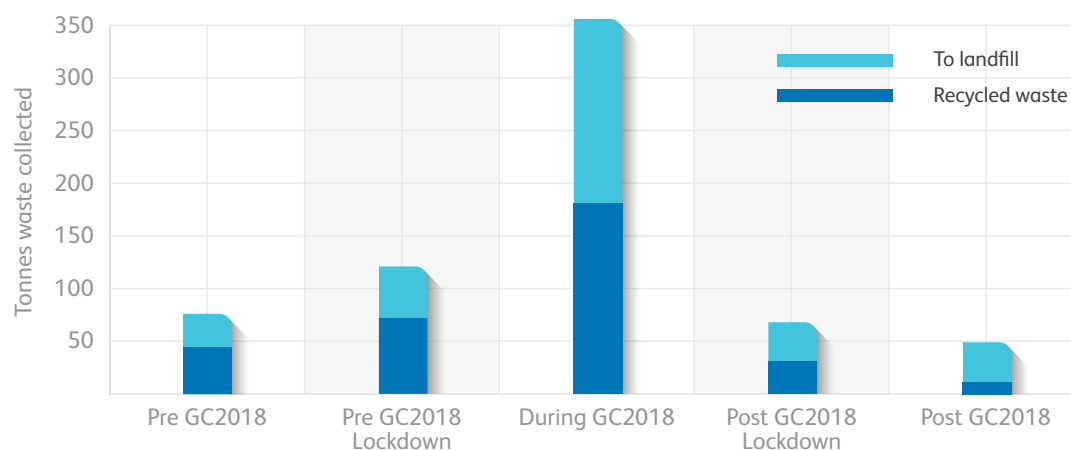
A summary of the total waste collected and streamed across all venues is presented as follows:

Our Pre-Games report also reported a total of 6 tonnes of operational waste during November and December 2017 bringing the total operational waste impact to 713 tonnes.

The total carbon emissions as a result of landfilling waste was 501 tonnes CO2-e.

Volume waste material	Total by weight (tonnes)	Percentage of total weight	Disposal method
Co-mingled recycling	121.00	17	Recycled
Cardboard/Paper	114.00	16	Recycled
Glass	4.70	1	Recycled
Soft plastics	12.30	2	Recycled
Organics	109.00	15	Recycled
Timber	3.80	1	Recycled
Medical/sharps	0.13	<1	Recycled
General waste	342.50	48	Landfilled
Total for reporting period	707.00		

A breakdown over the period is presented as follows:



2.5 Recycling and Waste Management

Outcomes against targets

The previous graph shows that GOLDOC achieved a 52% waste recovery rate against our target of 50% by weight.

Based on reported data from previous Commonwealth Games events, GOLDOC expected to generate a total of 1,013.4 tonnes of operational waste as follows:

	Pre and post GC2018 (including Nov and Dec 2017 data)	Lockdown and GC2018	Total
Anticipated tonnages	191	823	1,014
Actual tonnages	168	545	713
Estimated reduction	23	278	301

Waste audit outcomes

The Sustainability team performed waste audits across venues during GC2018. We did this to better inform event waste management legacy learnings and to monitor on-venue compliance with GOLDOC's Materials and Packaging Policy.

With the support of a team of 7 Griffith University interns, the Sustainability team audited 56 samples across 11 streams and 5 venues, plus the Village.

Notably banned items like plastic straws and balloons were not present in any waste streams within the venue.

The audit results showed:

[Spectators at Pedestrian Screening Areas](#) (security screening on entry to venues) – most of the waste was recyclable plastic or paper and cardboard packaging (around 89% on average). Most of this waste was empty PET water bottles and coffee cups. Only 9-12% was organic, glass or 'other'. GOLDOC only provided general waste bins in these areas due to high expected recycling contamination rates. The results show it may have been feasible to collect and recycle the majority of this waste.

2.5 Recycling and Waste Management

Spectators in venue – most spectators recycled well with very low contamination 0-10%. However, 40-70% of some general waste sampled was recyclable plastics or paper/cardboard in equal portions. A significant amount of that paper/cardboard content was single use coffee cups that could not have been recycled and as such was in the correct stream. The balance of general waste was predominantly food waste with some miscellaneous materials present.

Some compostable packaging in the form of coffee cups and some food vendors was recorded. This was contrary to the GC2018 Materials and Packaging Policy however neither caused material recycling contamination issues as they were properly streamed in general waste.

Spectator seating bowls – waste left under spectator seats included packaging from food brought from home as well as food packaging from GOLDOC vendors. 70-100% of each sample was recyclable with 15-30% organic matter.

Back of house operational areas and kitchens – GOLDOC enjoyed very low organic stream contamination of 2-5%. Co-mingled recycling generally followed the same trends as spectators with little to no contamination however some particular kitchen samples taken at toward the end of evening sessions had high levels of organic contamination. General waste contained around 40-60% recyclable content.

Workforce break areas – this stream presented the biggest challenge for waste recovery across all venues with 11-45% organic food waste contamination in recycling streams. 30-40% of general waste was recyclable packaging. Ironically the brown paper bags available to staff in place of plastic trays proved a challenge for proper streaming – staff placed all organic and packaging waste content in the bag and disposed of it as a single item. Workforce break area streaming was typically better where there were opportunities for cleaning and waste team members to engage with the wider workforce.



2.5 Recycling and Waste Management

Case study – On venue waste streaming

Elyse Hampson and Sarah Lowe, GOLDOC's Cleaning and Waste Team at Broadbeach Bowls Club (BLB), were passionate about correctly streaming recycling by contractors, workforce and volunteers. They did this with good signage, messaging and communications. Contamination rates were very low at BLB in the front of house and back of house areas achieving a recycling recovery rate of 63% by weight or 75% by volume. Even after GC2018 they ensured there was no slacking off and recycling practices were followed during bump out.

Vigilant cleaning staff were also deployed outside of venue around the pedestrian screening areas and there was very little litter reported around these areas, particularly pleasing around the beachside locations.



2.5 Recycling and Waste Management

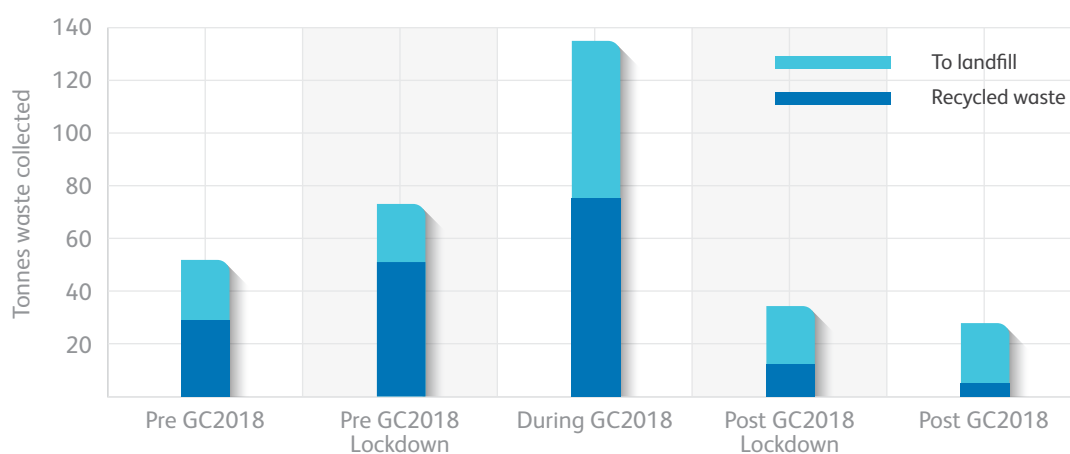
Village Operations

As a subset of the total waste figures above, the following tables shows the total waste collected and streamed for the Village operations:

Waste material	Total by weight (tonnes)	Percentage of total weight	Disposal method
Co-mingled recycling	28.50	8	Recycled
Cardboard/Paper	57.40	17	Recycled
Glass	4.70	1	Recycled
Soft plastics	7.80	2	Recycled
Organics	90.00	26	Recycled
Medical/sharps	0.05	<1	Recycled
General waste	153.00	45	Landfilled
Total	347.00		

It can be seen from the table above that 55% of the waste collected was recovered for recycling.

A breakdown over the period is presented as follows:



The total carbon emissions as a result of landfilling the waste was 225 tonnes CO₂-e.

2.5 Recycling and Waste Management

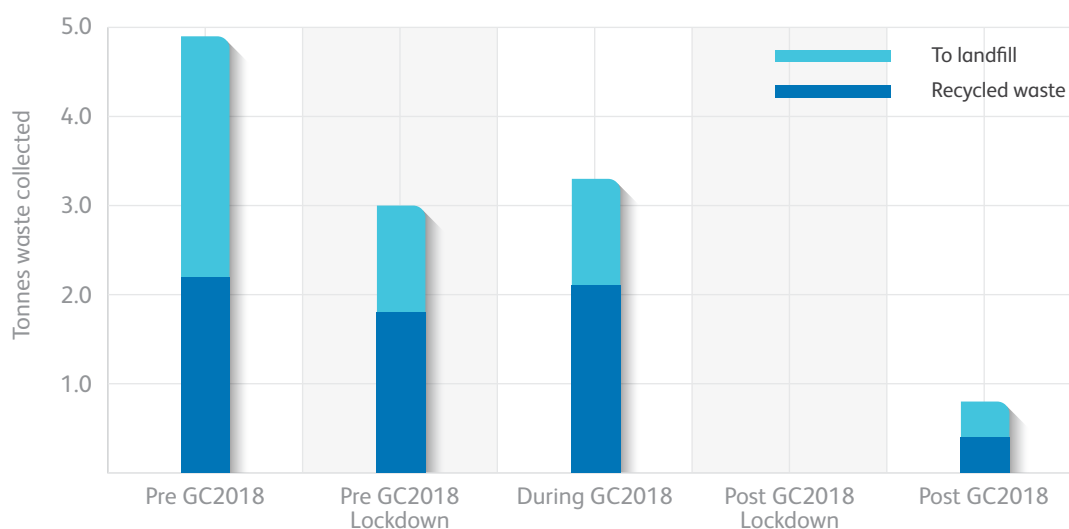
Uniform and Accreditation Centre

A summary of the total waste collected and whether it was recycled or landfilled is presented as follows:

Waste material	Total by weight (tonnes)	Percentage of total weight	Disposal method
Co-mingled recycling	3.9	18	Recycled
Cardboard/Paper	8.8	41	Recycled
General waste	8.6	40	Landfilled
Total	21.3		

It can be seen from the table above that 60% of the waste collected was recovered for recycling.

A breakdown over the period is presented as follows:



The total carbon emissions as a result of landfilling the waste was 8 tonnes CO₂-e.

Cabling Waste

Cabling waste management was primarily managed by the Venue Technology team, with some additional cabling waste from temporary security CCTV cameras. Other

event areas, like Broadcast and Sports Results Technology, did not produce material amounts of cabling waste. This is due to the equipment used for their operations being supplied on a hire basis and the specialised cabling that accompanies such equipment

2.5 Recycling and Waste Management

is removed and re-used post-event. Waste cabling was typically comprised of cut-to-length network cabling that could not be re-used post event. All such cabling was recycled on removal.

Waste material	Total by weight (tonnes)	Disposal method	Recovery rate
Technology cabling waste - low grade copper and PVC	2.04	Recycling	45%, equating to 0.918 tonnes of cabling waste recovered.

GOLDOC Office Waste

The amount of general waste and co-mingled recycling for the reporting period was calculated based on a combination of prior year waste data and an audit of the average amount of waste generated per week over a two-week period through September and October 2017.

To estimate the total amount of waste, the number of employees over the period (by month) was multiplied by the average amount of waste generated per day per employee by the number of working days within that month.

These figures were rationalised against general and co-mingled skip collections to ensure all calculations were as accurate as possible.

All other streams are reported based on actual collections.

A summary of the total amount of waste generated by type and disposal method during the period is presented as follows:

Period: 1 January to 30 April 2018			
Waste type	Total by weight (tonnes)	Percentage of total weight	Disposal method
Broken Glass and Crockery	0.06	0.10	Recycled
Soft Plastics	0.10	0.31	Recycled
Organics	1.00	3.05	Recycled
Shredded Paper	9.60	29.30	Recycled
Co-Mingled Recycling	6.00	18.32	Recycled
Cardboard	4.00	12.21	Recycled
General Waste	12.00	36.63	Landfilled
Total	32.76		

2.5 Recycling and Waste Management

It can be seen from the data above that over 45% of all waste material was diverted from landfill and recovered for recycling over the period.

In addition to these amounts, the following was also collected for recycling during the month of May 2018:

Waste type	Total by weight (tonnes)	Percentage of total weight	Disposal method
Office paper for secure destruction	40.4	96	Recycled
Cardboard	1.7	4	Recycled
Total	42.1		

The total carbon emissions as a result of landfilling the waste was 125 tonnes CO₂-e.

Central Logistics Warehouse Waste

The amount of waste related to the operation of GOLDOC's Central Logistics Warehouse by stream and disposal method is as follows:

Month	General waste for disposal (tonnes)	Cardboard for recycling (tonnes)	Soft plastics (pallet wrap) for recycling (tonnes)
January 2018	7.4	2.3	0.1
February 2018	4.1	0.6	0.2
March 2018	6.1	2.3	0.3
April 2018	4.1	2.3	0.4
May 2018	16.9	5.6	0.5
Total	48.6	16.4	1.6
Percentage	73%	25%	2%

The recycling percentages above should be considered in light of significant efforts to re-use tertiary cardboard packaging instead of recycling it. Packaging removed to de-box and consolidate loads ahead of delivery to venue

was stored at the warehouse and used for re-pack after the event.

The total carbon emissions as a result of landfilling the waste was 73 tonnes CO₂-e.

2.5 Recycling and Waste Management

Festival 2018 waste

Waste related to Festival 2018 sites was managed by the City. The City collected Festival 2018 waste in two ways:

1. Business-as-usual servicing of public place bin stations. These were monitored and emptied on an as needs basis and collected by circulating City waste services on route.
2. Uplifted recycling collections to account for anticipated additional event recycling waste.

Due to the nature of the collection service, it was not possible to report on the amount of business-as-usual public place receptacle waste. However, total additional recycling attributable to Festival Broadbeach and Southport Festival sites is as follows:

Period: 28 March to 18 April 2018				
Waste material	Total number of 3,000L bins used within the festival precincts	Total number of services	Total volume of material collected (L)	Total by weight (tonnes)
Co-mingled recycling	9	60	180,000	11.34

Venue Overlay and Civil Works

As previously reported, GOLDOC's overlay program commenced in October 2017 and comprised:

+ Overlay Delivery Partner (ODP) program

Lendlease were the ODP for the Village and all venues other than Carrara precinct. Cockram Construction were the ODP for Carrara precinct.

As the prime overlay contractor, the ODP manage venue sites and subcontracts all trade works required to deliver the overlay program.

+ Carrara Track Civil Works program.

Civil works to install and remove the athletics tracks and venue infrastructure.

+ Commodity contractors.

The term 'commodity contractors' covers a range of suppliers who supply, install and remove hired goods and equipment to complete the overlay builds. For example, temporary seating stands, portable cabins, wet cabins and scaffolding.

2.5 Recycling and Waste Management

Overlay Delivery Partners

During the reporting period the ODP program reported the following waste tonnages:

Period: January 2018 to Lockdown (overlay install complete)			
Waste material	Total by weight (tonnes)	Percentage of total weight	Disposal method
Wood	4.7	33	Recycled
Co-mingled recycling	6.1	43	Recycled
General waste	3.7	25	Landfilled
Total	14.5		

Period: Post GC2018 Period			
Waste material	Total by weight (tonnes)	Percentage of total weight	Disposal method
Co-mingled recycling	235	81	Recycled
General waste	57	19	Landfilled
Wood	20	83	Recycled
Metal	4	17	Recycled
Total	316		

Carrara Track and Civil Works

During the reporting period, the Cockram Construction Track and Civil Works program reported the following tonnages:

Commodity Contractors – all venues

Only waste impacts related to key commodity contractors are included here. It should be also noted that some key commodity contractors produced little to no waste and have been omitted for brevity.

2.5 Recycling and Waste Management

Cockram Construction Waste and Recycling

Period: January to February 2018			
Waste material	Total by weight (tonnes)	Percentage of total weight	Disposal method
Wood	9.60	21%	Recycled
Plastic (PVC)	12.96	28%	Recycled
Brick (pavers)	4.8	10%	Recycled
Cardboard/Paper (packaging)	8.9	19%	Recycled
General Waste	10.08	22%	Landfilled
Total	46.42		

Scaffolding supply waste and recycling

Period: GC2018 Period			
Waste material	Total by weight (tonnes)	Percentage of total weight	Disposal method
Wood	95.7	79	Recycled
Metals	2.1	2	Recycled
General waste	22.9	19	Landfilled
Total	122		

Temporary air-conditioning supply waste and recycling

Period: Lockdown - 25 March to 18 April 2018			
Waste type	Total by weight (tonnes)	Percentage of total weight	Disposal method
General Waste	2	100	Landfilled
Total	2		

2.5 Recycling and Waste Management

Portable cabins waste and recycling

Period: January 2018 to Lockdown			
Waste material	Total by weight (tonnes)	Percentage of total weight	Disposal method
Cardboard/Paper (packaging)	0.32	59	Recycled
Metals	0.2	38	Recycled
Co-mingled recycling	0.015	3	Recycled
Total	0.53		

Period: GC2018 Period			
Waste material	Total by weight (tonnes)	Percentage of total weight	Disposal method
Co-mingled recycling	0.005	100	Recycled
Total	0.005		

Tents and exhibition fit-out waste and recycling

Period: January 2018 to Lockdown			
Waste material	Total by weight (tonnes)	Percentage of total weight	Disposal method
Cardboard/Paper (packaging)	3.03	100	Recycled
Total	3.03		

Period: Lockdown			
Waste material	Total by weight (tonnes)	Percentage of total weight	Disposal method
Cardboard/Paper (packaging)	0.13	100	Recycled
Total	0.13		

2.5 Recycling and Waste Management

Temporary wet-cabins and drinking water station waste and recycling

Period: January 2018 to Lockdown			
Waste material	Total by weight (tonnes)	Percentage of total weight	Disposal method
Cardboard/Paper (packaging)	0.097	80	Recycled
Pipework (PVC and Polypipe)	0.025	20	Recycled
Total	0.1223		

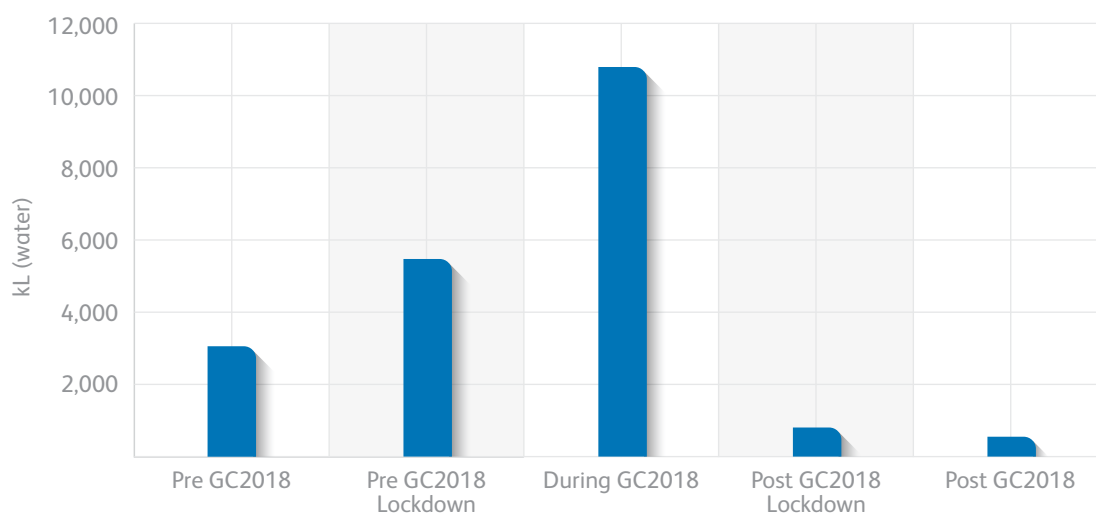
Period: Post GC2018			
Waste material	Total by weight (tonnes)	Percentage of total weight	Disposal method
Co-mingled recycling	0.017	2	Recycled
Pipework (PVC and Polypipe)	0.529	78	Recycled
General Waste	0.136	20	Landfilled
Total	0.682		

2.5 Recycling and Waste Management

2.5.3 Venue water use

Village water use

A breakdown of the volume of water used at the Village is as follows:



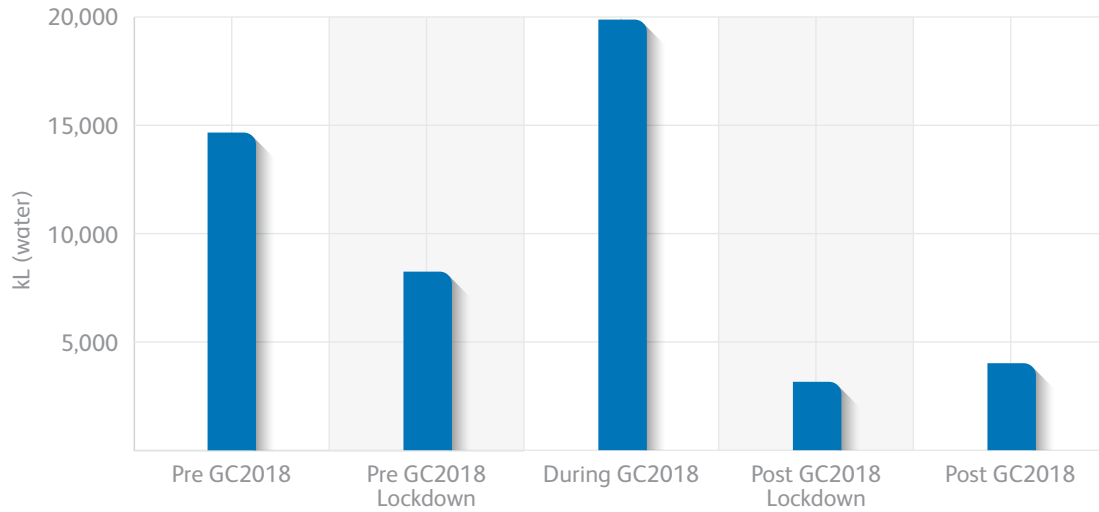
An estimation of emissions associated with the use of reticulated water during GC2018 was estimated using a water treatment and pumping emission factor based on the average net greenhouse gas emissions (net tonnes CO₂ equivalent per 1,000 properties) divided by the average annual residential water supplied (kL/property) for South East Queensland supplied by the Bureau of Meteorology's National Performance Report (2016 – 17).

A summary of the greenhouse gas emissions generated during the period is presented as follows:

Period: GC2018	Tonnes CO ₂ -e
Reticulated water use (Scope 3)	29

2.5 Recycling and Waste Management

All venues water use



A summary of the greenhouse gas emissions generated during the period is presented as follows:

Period: GC2018	Tonnes CO ₂ -e
Reticulated water use (Scope 3)	70

2.6 Transport

2.6 Transport

2.6.1 Our performance

GC2018 provided a perfect opportunity for people on the Gold Coast and in the event cities to use public and active transport. Free public transport was included in the price of the ticket on event days. Some used these modes for the first time. It is hoped that this new travel behaviour will be continued post-GC2018.

Public transport patronage:

Average daily passenger journeys pre-GC2018



Shuttle Bus
N/A



Local Bus
49,000 average daily
passenger journeys



Train
16,000 average daily
passenger journeys



Tram
32,000 average daily
passenger journeys

2.6 Transport

Average daily passenger journeys during GC2018



Shuttle Bus

130,000 average daily passenger journeys



Local Bus

193,000 average daily passenger journeys



Train

50,000 average daily passenger journeys



Tram

90,000 average daily passenger journeys

These figures display an unprecedented spike in average daily passenger journeys during GC2018 with three times as many daily train and tram trips and four times as many bus trips with over 130,000 bus shuttles from park and ride locations.

The train figures relate to Brisbane to Gold Coast rail line only (excludes the rest of South East Queensland rail network).

Active Transport Statistics

Active travel was actively embraced during GC2018 by volunteers, spectators and workforce. The City reported the following statistics.

- + 200+ bicycle racks installed
- + Over 50% peak utilisation for racks
- + Over 8,000 trips were made on the Gold Coast bike share scheme.
- + 450+ active travel network wayfinding signs

2.6 Transport

Enquiries and Complaints

From 15 January to 22 April there were 51 enquiries and 32 complaints received through GC2018 Engagement and TransLink contact centre. Enquiries mainly related to:

- + Walking distance (pick up and drop off) between transport and venues.
- + Accessible shuttles (particularly low floor services for wheelchairs).
- + Accessible journey planning.

Complaints mainly related to:

- + Walking distance (pick up and drop off) between transport and venues.
- + Lack of accessible shuttles / wait time for accessible shuttles.

Responses included:

- + Increasing the number of accessible vehicles in the GC2018 fleet, including addition of maxi taxis.
- + Improved process for despatching accessible vehicles.
- + Accessible load zones moved as close as possible to the venue.

All of GC2018 park and ride sites, accessible car parks were available and well utilised. These were designed to be located as close to the entrance and bus area as possible.

Bus monitors

Bus monitors were also staged at various points of egress to look out for spectators with accessible requirements.



2.6 Transport

Accessible Boarding Points

There were dedicated accessible boarding points as well. Pictured below is the priority boarding at the South Broadbeach bus load zone.

Accessibility – Light Rail

On crowded light rail platforms accessibility was prioritised with dedicated accessible load zones painted on the ground in blue, support people in high vis vests, signage and crowd control.



2.6 Transport

2.6.2 Change in travel behaviour

Borobi Fan trail

The GC2018 Borobi Fan Trail was an 8.5km official designated walking and cycling route designed to encourage active travel to GC2018 venues. Stretching along the Gold Coast coastline, from the Optus Aquatic Centre to Broadbeach, it encompassed points of interest and Festival 2018 sites along the route.

Borobi and his footprints guided spectators and visitors along the way and an interactive Borobi TAFE 'basketball hunt' game encouraged people to 'check in' at the Borobi sculpts to win prizes and see their high scores on the leader board in selected venues.

Over 20,000 people engaged with the basketball game despite its limited promotion, but it was another way for people to be able to interact with GC2018 messaging and enhance their experience.

The 15 sculptures of Borobi were positioned across the Gold Coast, including one in the Village. They were a huge success with locals, spectators and visiting dignitaries, with images popping up on social media feeds across the globe.

The sculptures started production from January 2018 and will be repurposed for legacy use on the Gold Coast.



2.6 Transport


Thrifty

Thrifty provided around 1,400 vehicles across up to 15 category types for Games operations. The pool of vehicles was made up of passenger cars (small, medium, station wagon), light commercial (utes, vans, small trucks) and some small buses. All vehicles sourced for use during GC2018 needed to follow specifications for safety, accessibility, comfort, reliability, fuel efficiency, noise and emissions.

The fleet was used for GC2018 car-with-driver services provided to officials, including technical delegates, team officials, dignitaries and sponsors, as well other requirements such as marathon press trucks, broadcast vehicles, cycling team vehicles, vehicles to support the Queen's Baton Relay and vehicles for GC2018 operational usage.

GOLDOC also installed hand controls in two fleet vehicles to enable people with accessibility needs to self-drive. Thrifty supported GOLDOC in making the modification and the vehicles available in their rental pool as a legacy post-GC2018. Both vehicles ended up being utilised by Paralympians in GC2018 roles.

Paralympian and GC2018 Accessibility Consultant Nick Morris driving one of the modified Thrifty vehicles to a venue visit.



2.6 Transport

Paralympian turned Games Shaper

Australian Paralympian, Stephen Eaton OAM, knew the value volunteers have on an athlete's experience, which is why he decided to become one for GC2018.

In the photograph below, Stephen Eaton shows off his Sydney 2000 Paralympic gold medal to GOLDOC's Volunteer Engagement Manager and dual International Rugby player, Mat Rogers.

Eaton's role at GC2018 was as a fleet volunteer, ensuring athletes, officials and

visitors got where they needed to go.

The 42-year-old, who was born with cerebral palsy, required a wide range of driver adaptations including hand controls, pedal modifications and seat modifications when driving.

"To become a driver and helping athletes and people get around from venue to venue is a big honour." Eaton said



Our way forward

- + Modified vehicles have been returned to the Thrifty pool of rental vehicles.
- + A modified bus was donated to Southport Special School.
- + Gold Coast residents able to enjoy the \$300million in road infrastructure improvements.
- + It is hoped post-GC2018 will see a greater utilisation of active and public travel.

2.7 Accessibility, Inclusion and Diversity

2.7 Accessibility, Inclusion and Diversity

2.7.1 Our performance

Human Rights

Building on the development of the Human Rights Policy in early 2017, GOLDOC completed due diligence around human rights issues, including a risk and impact assessment and stakeholder consultation, with the assistance of Griffith University.

The CGF has a memorandum of understanding (MOU) with UNICEF UK to strengthen human and child rights across the Commonwealth Games movement. As part of this project, UNICEF UK has committed to supporting four Commonwealth Games and Commonwealth Youth Games Hosts (2017-2022) with their human rights and child safeguarding approaches, due diligence, and implementation procedures.

During GC2018, under the terms of the MOU a UNICEF UK representative conducted observations of GC2018 activities:

- + To support the GOLDOC Sustainability and Legacy Team through monitoring of human and child rights related performance.
- + To observe GC2018 in action with emphasis on security, athlete, worker and spectator welfare with a view to identifying any potential human/ child rights gaps.
- + To engage on a bilateral basis stakeholders, and attend meetings with bearing on human and child rights including around the RAP and indigenous issues.

These observations will form the basis of future work with the CGF to further strengthen the approach by both the CGF and future organising committees to human rights and child rights issues.

2.7 Accessibility, Inclusion and Diversity



GC2018's bid for gender equality

GC2018 was applauded around the world when it became the first Commonwealth Games to ensure an equal number of medal events for women and men.

Bermudan triathlete Flora Duffy claimed the first gold medal of GC2018 and will also go down in her country's history books as the first female Commonwealth Games gold medallist. "There's a 50-foot poster of me in town. Being an introvert it gets a bit much, but it's great to inspire."

Weightlifter Jenly Tegu Wini led the Solomon Islands into the Opening Ceremony as the flagbearer and then she made history as its first Commonwealth Games medallist.

Future Women Commonwealth coaching talent to participate in first-ever mentor program

A brand-new initiative to help build women's coaching capacity across the Commonwealth saw 19 female coaches from 11 nations across 12 sports participate in a ground-breaking programme of mentoring, learning and on-the-ground training at GC2018. The Women's Coaching Internship Program (WCIP) was heralded as an important part of the CGF's sports industry-leading Gender Equality Strategy, contributing to the shared ambitions of the CGF and GOLDOC to ensure that GC2018 was the most gender-equal in Commonwealth Games sporting history.

Under the innovative programme, Commonwealth Games Associations (CGAs), in partnership with one of their National Sports Organisations (NSOs), had the opportunity to fully integrate an aspiring female coach into their GC2018 coaching team. The participants selected to join the first-ever programme come from Botswana, Canada, England, Kenya, Malaysia, Mauritius, Mozambique, New Zealand, Northern Ireland, South Africa and New Zealand.

2.7 Accessibility, Inclusion and Diversity

The Kurt Fearnley effect

Part of the GC2018 journey since the bid, international para-athlete and marathon winner, Kurt Fearnley served as a GC2018 ambassador and a GC2018 Sport and Technical Committee member.

After winning gold in the first wheelchair marathon (T54) event at a Commonwealth Games with his 4 year old son Harry looking on, Kurt declared: “This is everything, this is done — eight years ago I sat down and said this was my last race and never wavered ... when you’re in these colours you’ve got to be fierce and today I had as close to fierce as I’ll ever get.”

“If I can say anything to the next people wearing the green and gold, young kids coming up, when you get on the microphone, when you speak, err on the side of kindness.”

Capturing the hearts of Australians with his hard work, dedication to raising awareness of people with disabilities and their needs, family focus and sportsmanship, Kurt is a living sporting legend. He was the joint captain of the Australian athletics team and was named an Officer of the Order of Australia a few weeks after his victory.

Kurt exemplifies GC2018’s aim of inspiring a more inclusive and accessible Gold Coast.



2.7 Accessibility, Inclusion and Diversity



Gold Run

After his Gold rush in the Men's T54 marathon, Kurt Fearnley and wife Sheridan, took the start line again for 'Gold Run', a 5km fun run held on a section of the marathon course at the same time the marathon runners were going for gold.

6,600 people had the opportunity to take part in this sporting event and be part of history, for this was the first time an event like this was held in Commonwealth Games history. Participation by wheelchair athletes was welcomed.

Participants were then able to cheer on the marathon runners during the exciting closing stages of the women's and men's marathon races.

Games Athletes Program

CGF President, Louise Martin CBE, praised the success of the Games Athletes Programme (GAP) that led to five of the Commonwealth's smallest nations winning their first ever Commonwealth Games medals at GC2018.

A record number of medal winning nations and territories – 43 out of the 71 teams – took their place on the podium during GC2018. Five countries – Vanuatu, Cook Islands, Solomon Islands, British Virgin Islands and Dominica – won Commonwealth medals for the first time; a direct result of the GAP development fund they received in the years leading up to GC2018.

2.7 Accessibility, Inclusion and Diversity

First medals for Vanuatu

Vanuatu's Friana Kwevira put her name in her nation's history books with a 24.54m throw in the F46 Javelin competition, a distance which secured her the Vanuatu's first ever medal, a bronze.

In the same event, team-mate Marceline Moli threw a distance of 16.17m, a personal best for the young 15-year-old.

The third of Vanuatu's para-athletes, Dephny Naliupis, finished off what was a resoundingly successful inaugural parasports campaign with a personal best time of 26.49secs in the women's T35 100m final against a strong and international field in this classification.

Linline Matuatu and Miller Pata shared their celebration with Miller's eight-month old son Tommy who warmed the hearts of all the spectators and officials at the medal ceremony.

Initial expectations for the nation's first medal had laid squarely with the experienced pair of Linline Matuatu and Miller Pata in the beach volleyball competition, and with Kwevira's success early in the week, some of that pressure was lifted for the Oceania champions.

Pata and Matuatu went on to deliver both a long-awaited personal as well as national triumph in collecting the bronze medal behind Canada (Gold) and Australia (Silver).



2.7 Accessibility, Inclusion and Diversity

An emotional victory for the British Virgin Islands

Kyron McMaster won the British Virgin Islands first gold medal in an emotional 400m hurdles race, inspired by an unimaginable tragedy and the desire to inspire a nation in need.

Last year the British Virgin Islands were ravaged by Hurricane Irma, flattening or damaging almost every building and leaving 6,000 people without homes. Of the 134 people killed, one was McMaster's former coach and mentor, Xavier Samuels. "I still think and talk about him every day," McMaster said.

"People were messaging me like crazy before the race. It was like 'no pressure... but you have to win the medal'. To win it for the British Virgin Islands after what we've been through, everyone was just so happy," a beaming McMaster said.

"I don't think anyone went to work that day. They just partied and had fun. So I was happy to bring some joy back to the islands. It gave them hope."

"They see me do it... this town boy can do it, we can do it," McMaster said. "I know athletes back home are looking at me for motivation."

Kyron McMaster of the British Virgin Islands, left, and the Bahamas' Jeffery Gibson celebrate their gold and silver medals in the men's 400m hurdles final.



2.7 Accessibility, Inclusion and Diversity

2.7.2 Accessibility in the Village

“The Commonwealth Games is the best sporting event because they’re inclusive and para-athletes compete together as one team. We all get to hang out together with all the top athletes. This is the only opportunity we get to compete as one team. Accessibility in the Village was good.”

Leigh Skinner, Powerlifter for the Australian team (pictured below at GC Lifeguard Luke Ingwersen).



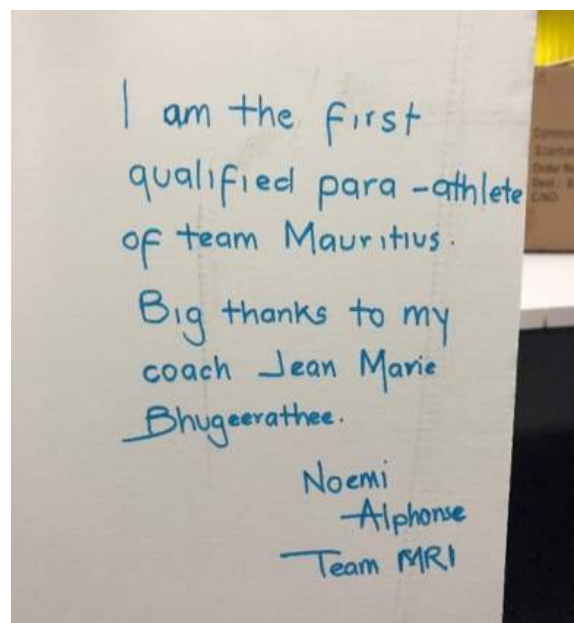
Pool hoists

Pool hoists were installed in every residential pool in the Village. Rather than assuming that para-athletes needed to use them or wanted to use them the teams at the resident centres would say: “Just to let you know we’re going to take the cover off the pool hoists now.”

The pools were well used by para-athletes. The lifeguards provided great assistance, even teaching athletes to swim including some who were scared of water.

Adjoining the gym was the athlete recovery area which provided athletes the opportunity for plunge baths, including accessible baths, saunas and massage and consults from the sports medical personnel.

With 300 dedicated para-athlete spots, Mauritius were able to send their first para-athlete, Noemi Alphonse, to GC2018.



2.7 Accessibility, Inclusion and Diversity

Multi-faith centre and quiet rooms

A multi-faith centre was established within the Village residential zone. This centre was accessible 24 hours a day with volunteers present from 7am to 11pm during GC2018. The rooms were used for formal religious services, individual prayer and meditation, individual counselling and/or pastoral care, to provide spiritual support, encouragement and confidential advice. To create a safe space for athletes, some of the services or gatherings were for athletes only. Professional mental health services were also available and accessed through the Village polyclinic if needed.

The centre was well attended, with 2,229 recorded visits during the course of GC2018. Of these visits, 78% were from athletes or team officials and 22% from volunteers working within the Village.

The majority of visits (70%) were from practicing Christians (including 10% Catholic) with 23% from those of the Islamic faith. The remaining visits comprised a mix of religions such as Hindu and Buddhism, with 3% of no faith. There were 13 LGBTI+ specific conversations along with 54 counselling sessions provided.

There were quiet rooms located at every venue for prayer, administration of medicine or quiet reflection. At the Gold Coast Convention Centre this was a shared space for workforce and media.


2.7.3 Supporting the LGBTIQ community

GOLDOC implemented a range of initiatives to encourage lesbian, gay, bisexual, transgender, intersexual and queer (LGBTIQ) inclusion at GC2018.

At an organisational level, GOLDOC participated in the inaugural Pride in Sport Index™ (PSI) in 2016 and again in 2017. This benchmarking instrument designed to measure the inclusion of LGBTIQ people within Australian sport and sporting organisations.

By entering in the PSI, GOLDOC was able to assess their own practice, determining the benchmark for their initiatives against external measures. This also allowed for comparison with other sporting organisations, along with recognising what constitutes good practice.

Year on year GOLDOC's performance was exponential, increasing by a record 20 percentage points and as mentioned earlier received the coveted Most Improved Pride in Sport Award.



Caster claims historic double

South Africa's Caster Semenya smashed the 800m Commonwealth Games record to become only the third woman in Commonwealth Games history to complete the 800 and 1500m double and a clean sweep of all major titles including Olympics, world championships and Commonwealth Games.

The South African describes herself as 'strong, fearless and unbelievable' – and there is no question she has already left an indelible mark on the sport of athletics.

"My country have given me love, courage, respect, recognition and appreciated me for [who] I am, that's for free, we call it humanity (Ubuntu), I couldn't have asked for more."

2.7 Accessibility, Inclusion and Diversity

Michelle-Lee Ahye

This is a year of celebration for Trinidad and Tobago sporting hero Michelle-Lee Ahye, who brought glory to her country when she became the first Trinidad and Tobago female sprinter to win a gold medal in any major track and field - the GC2018 women's 100-metre final. Michelle-Lee then married to her partner Chelsea Renee in the United States of America the following month.

Tom Daley

The British celebrity diver spoke out after winning gold at GC2018 – saying he wishes every diver, which ever country they are from and whatever sexuality, can have his freedoms. The father-to-be, who is married to Hollywood filmmaker Dustin Lance Black, used the attention of his fourth Commonwealth Games title for the Commonwealth Games to do more to pressurise those Commonwealth nations where homosexuality remains illegal.

Laurel Hubbard

The hearts of weightlifting fans across the Commonwealth broke for Laurel Hubbard when the New Zealander injured her elbow on her final snatch lift on the last day of the GC2018 Weightlifting.

Hubbard, the first transgender athlete to compete at a Commonwealth Games and a favourite for the gold, proved she was a class act on and off the weightlifting platform when she insisted she had "no regrets", praising the crowd and weightlifting community for their support.

At the centre of a media storm when selected on the New Zealand team, despite meeting all of the eligibility criteria as prescribed by the International Weightlifting Federation, Hubbard admitted she was worried about the crowd's reception when the time came to compete.

"The Australian crowd was magnificent. It felt just like a big embrace. They really made me try to lift my best.

"It's a credit to the Australian people and the broader sporting community.

"The Commonwealth Games here are a model for what sport can, and should, be. It's an incredible environment and an amazing atmosphere."

2.7 Accessibility, Inclusion and Diversity

2018 Pride House Gold Coast

2018 Pride House Gold Coast (Pride House) was a welcoming space in Surfers Paradise for LGBTI athletes, fans, visitors and their allies during GC2018. It ran from 28 March to 15 April 2018.

On display were two exhibitions (LGBTI People of the Commonwealth and Australian LGBTI Sporting Trailblazers, curated by the Australian Lesbian & Gay Archives) and brought together LGBTI entertainment and performances.

Pride House enjoyed the patronage of a range of high-profile figures involved in sport and public life across Australia, as well as the support of a number of champions for equality and sport such as ambassadors Natalie Cook, Matthew Mitcham and Ji Wallace.

There were in excess of 5,000 visitors to Pride House and a media reach of over 500,000 was achieved which included traditional media (TV, radio, print) and social media (Facebook, Instagram, Twitter).

There were 30 volunteers involved in the delivery of Pride House providing 2,000 volunteer hours. Volunteers reported an increase in confidence in dealing with the public, an increase in connectedness to people and communities, enjoyed meeting new people and getting involved, learnt much more about the wider LGBTI community and its different issues, felt that they had learned new skills that would be useful to them in the future, and expressed an intention to volunteer again in a sports, LGBTI or community project, as a result of gaining a sense of personal pride, volunteering for Pride House.

2.7 Accessibility, Inclusion and Diversity

2.7.4 Reconciliation Action Plan

GC2018 was the first event of its kind to have a Reconciliation Action Plan (RAP).

Previous reports have grouped all the RAP activities together. This report however has woven outcomes into each section such as volunteering, procurement, food, ceremonies, Festival 2018 and the QBR.

2.7.5 Ceremonies

The opening ceremony marked the beginning of the biggest event in the Gold Coast's history; signalling the start of spectacular accomplishments, memorable feats of courage and a moment in which the Gold Coast and Queensland shone on the world stage. It was an occasion to showcase the spirit of the people of the Gold Coast and Queensland, through theatre, dancing, music and the visual arts.

The ceremony was also a celebration of unity, culture and diversity - reminding all participants that events such as the Commonwealth Games provide opportunities for people of all ages and background to 'share the dream' and showcase their talents, passions and personalities.

David Zolkwer, Project and Artistic Director, Opening and Closing Ceremonies described the approach to the Ceremonies:

"With a billion people around the world tuning in to share this moment, we've set out to create a ceremony that is truly inclusive.

The world seldom has the chance to share moments in which we can all think of ourselves as connected – one global family.

The Commonwealth Games is one of those rare moments, bringing the far-flung

members of our Commonwealth family together. So from the very start in developing both the Opening and Closing Ceremonies we wanted to make the most of our time together: not to stress the things that make us different, but to celebrate what makes us the same – and what we can achieve, how it feels, when we're united."

To put it at its simplest, from the beautiful place here on the Gold Coast, we wanted to show our best selves to each other for a change – not our worst.

2.7 Accessibility, Inclusion and Diversity

So, with a voice that is uniquely Australian, and with a cast that showcases some of Australian's established and emerging talent, we're celebrating the wealth of things we all have in common and value: our world, our planet, our shared Humanity... our demand for Equality... and our sense of Destiny – the dream we all share, wherever and whoever we are, for a better world.

Her Majesty, The Queen wrote a message to the Commonwealth contained within the Queen's Baton which was relayed across every nation and territory of the Commonwealth before being delivered to her representative on the Gold Coast, His Royal Highness, Prince Charles, who read:

It is fitting that the Commonwealth Games is known as 'The Friendly Games', as one of the world's friendliest countries has invited us into their homes for this momentous sporting event.

Tracing back to the launch of the Queen's Baton at Buckingham Palace, Yugambah Elders Ted Williams and Patricia O'Connor accompanied Her Majesty, the Queen, out of the Palace and onto the stage. This was a symbolic message of acknowledgement, respect and reconciliation which resounded through the Commonwealth.

The scene was then recreated when the same Elders accompanied His Royal Highness, Prince Charles and the Duchess of Cambridge out to the stage in the middle of the Opening Ceremony.

Sport can be a great force for good which can help to create harmony between communities. In even the most trying of times it unites us in the spirit of friendship and competition.

Performers weren't obliged to tell the ceremonies team that they had accessibility requirements. There wasn't any segment or scene where there was an impediment to a person with accessibility requirements taking part – where necessary, dedicated staff and equipment was provided. Those that came to the team with accessibility challenges were embraced. The take up wasn't as great as hoped.

The 'young carers scene' recognised young people who care for people with accessibility requirements.

Accessibility and inclusion was included into the whole modus operandi rather than being scene specific. The goal was to ensure that 'extraordinary' people we included and treated as 'ordinary' rather than highlight them for their difference.

This Welcome to Country included a traditional smoking ceremony and Torres Strait Islander hip hop artist Mau Power's moving performance of My Island Home, featuring the Four Winds Didgeridoo Orchestra and Christine Anu, representing the famous Aboriginal Australian story of the Seven Sisters.

"Australia's didgeridoo players have never before been united on a scale of this magnitude, which makes this moment unique and special." Said William Barton, one of the country's leading didgeridoo players.

2.7 Accessibility, Inclusion and Diversity

From the countdown which included three generations of Delvene Cockatoo-Collin's family to the opening scene Hello Earth to the closing scene featuring Migaloo, the rare white humpback whale which loosely translates to 'white fella' in Aboriginal language, the ceremonies were a reminder of our world, our shared home. Delvene, also designed the surface of the whale as well as the GC2018 medals.

The Parade of Nations track was designed by Indigenous artist and designer Brian Robinson, representing the universe and our island home which we all share - a beautiful representation of the story underpinning the emotive ceremony.

Restless Dance Theatre performers were part of the closing ceremony and also performed as part of Festival 2018. Their mission is to create and present unexpectedly real dance

theatre nationally and internationally, that is collaboratively devised, inclusive and informed by disability. Restless also presented 20 performances of Intimate Space at the Hilton Surfers Paradise from 4 to 7 April as part of Bleach* at Festival 2018. 12 Restless Dancers travelled from South Australia and were joined by three performers from Brisbane's IndelABILITY ARTS and seven performers from Gold Coast Recreation and Sport Inc. for the Intimate Space season.

There were 4,000 volunteer performers in the opening and closing ceremony cast.

Individuals, groups, associations and clubs in the Gold Coast, Brisbane, Cairns, Townsville and across Queensland gave their time to talk, explore, share their stories and experiences and inspire the ceremonies in an extensive community consultation process.



2.7 Accessibility, Inclusion and Diversity

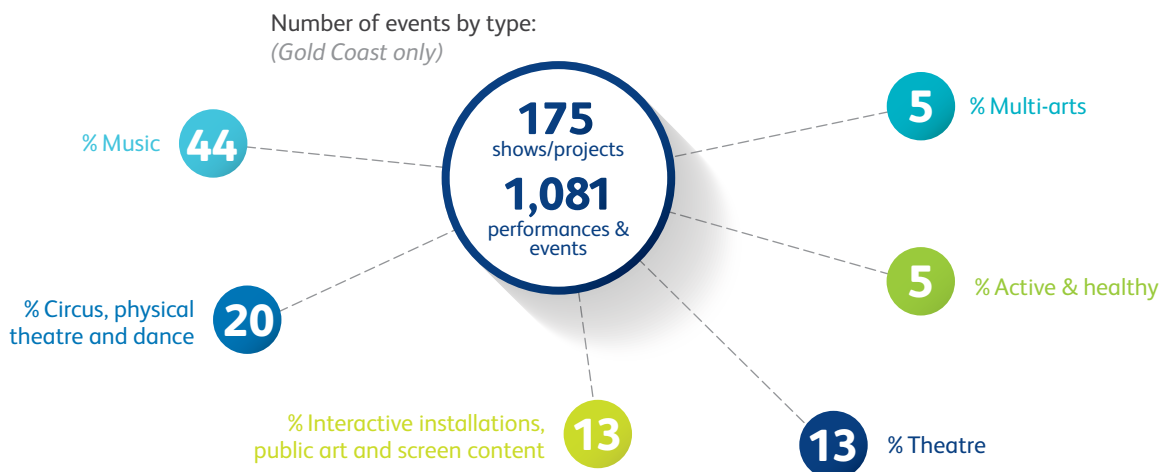
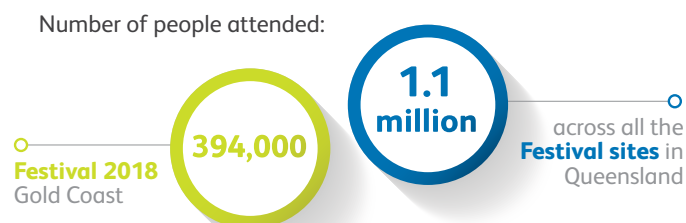
2.7.6 Festival 2018

The Festival 2018 Gold Coast program included a diversity of cultures with representation from fifty countries and all Commonwealth regions through music, performance, and film. The Roundabout stage in Broadbeach featured artists from New Zealand, South Africa, India, United Kingdom and Australia, with highlights including spectacular physical performances by Mallakhamb India and Soweto Skelton Movers. The Surfers Paradise Main Stage featured artists from twenty Commonwealth countries from Belize to Bangladesh to Botswana.

Festival 2018 was a festival in three acts – the second act Change ran from Monday 9 to Wednesday 11 April 2018 with its focus on inspiring positive, meaningful change

in perceptions, attitudes and actions. Projects within this program engaged with environmental, social and political issues and provided a safe, engaging platform to change the world for the better. Highlights included three nights at the Surfers Paradise Mainstage:

- + Sparkle in the Sand drew attention to the many Commonwealth countries where being homosexual is still a crime and featured celebrated athlete Matthew Mitcham.
- + Electric Lady focussed on the strength and diversity of female voices.
- + Young African Commonwealth celebrated the legacy of Nelson Mandela through the new wave of African contemporary music.

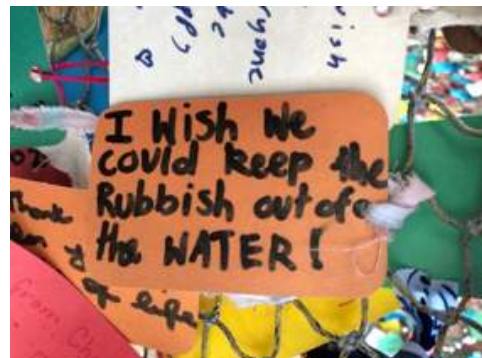


2.7 Accessibility, Inclusion and Diversity

- + Number of projects that were accessible:
 - 98% or 172 of the 175 projects were wheelchair accessible. Of the 3 that were not accessible:
 - One was an art installation (*Acknowledging Place*) located on the beach in an area without a suitable viewing platform.
 - One was a dance performance (*The Ninth Wave* by "Bleach*" Festival) located on the beach in area which did not have accessible access points or a viewing platform.
 - One was an art installation (*See Change Sand Tracks*) located on the beach, although elements of the installation were viewable from the foreshore and the accompanying workshops and artists talks were located in Kurrawa Park and were accessible.
 - Inclusion was considered for audiences with a commitment to Auslan interpreters at all theatre shows and relaxed performances for specific shows.
 - Areas to improve on would be to advertise where there are Auslan interpreters on all brochures, programmes, apps, signage and any other material. It would also be worth advertised on specific social media/ websites – such as Deaf Services Queensland.
- + Performers or performances including performers with impairments or disabilities:
 - Festival 2018 Gold Coast commissioned and presented four shows featuring artists with a disability, including:
 - *Hurihuri* with Rodney Bell
 - *Intimate Space* by Restless Dance (presented by Bleach* Festival)
 - *Sea* by Blue Roo
 - *The Rising* by Circus Corridor.
 - Creative response - Just as the sporting events were integrated, the creative approach to the artistic program was to ensure that artists with disabilities were given profile and were seen on the main stages. These shows celebrated the strength and diversity of artists with disabilities.

2.7 Accessibility, Inclusion and Diversity

- + Performances which included themes around inclusion:
 - Festival 2018 Gold Coast included 35 Aboriginal and Torres Strait Islander projects, including 17 projects with an Indigenous lead, 13 projects with Indigenous artists and 5 projects with Indigenous collaborators. Aboriginal and Torres Strait Islander projects and artists were programmed across every stage and site including major new works such as:
 - *Gathering* involving the Yugambah Dancers and dance groups from across Queensland
 - *Intertwined* with Grace Lillian Lee and Fiona Wirrer-George working with local visual artists, models, and dancers
 - *Weaving Water Stories* curated by Freya Carmichael and designed by Lisa Sorbie-Martin.
 - Yugambah culture was represented through local performances such as the Yugambah Youth Choir and through the *Jarjums Learning Place* which provided a space for children and their families to engage in Yugambah language.



Accompanied on stage with Matt was an Auslan interpreter (stage right).

2.7 Accessibility, Inclusion and Diversity

Impulse | Lateral Office & CS Design (CAN)

Impulse by Lateral Office and CS Design featured 10 illuminated musical see-saws positioned on beach matting for wheelchair access, which was accessible via a ramp from the footpath on The Esplanade at Surfers Paradise.

Arboria | Architects of Air (UK)

In the luminous world of *Arboria - Architects of Air* participants journeyed through the dazzling maze of winding paths and soaring domes, awakening their sense of wonder.

“We have people working the queue to offer people with accessibility requirements the opportunity to be fast tracked. People don’t have to stay in their wheelchairs within the space. Everyone is welcome”, said exhibition manager Gabriel Burden

Hurihuri | Movement of The Human (NZ)

Traditional Pacific performance collided with urban street culture starring award winning integrated artist Rodney Bell. This was the wheelchair as it had never been seen before, repurposed as an instrument, a sculptural element and an inspiration for hip hop. This performance also featured at the Festival 2018 launch.

Sea | Blue Roo Theatre Company (AUS)

This large-scale dance story told on the roundabout stage in Broadbeach featured 25 performers and three brilliant live musicians. *Sea* was performed by Brisbane’s inclusive theatre company Blue Roo.

Founded in 2009, Blue Roo provides performing arts opportunities for people with physical disability, intellectual impairment and people living with mental health issues.



2.7 Accessibility, Inclusion and Diversity

2.7.7 Queen's Baton Relay

The GC2018 Queen's Baton Relay was the longest and most accessible in history, travelling through the entire Commonwealth for 388 days and 230,000km. Completing its epic journey, when it was safely delivered to the GC2018 opening ceremony.

In Australia, the Queen's Baton traversed 40,000km, travelling through every state and territory for 100 days.

The Queen's Baton was carried by more than 1,800 batonbearers in Queensland and approximately 3,800 batonbearers carried the Queen's Baton across Australia, all with an inspiring life story.

Nominated by their peers for achievements and contributions to their community, batonbearers had the honour of carrying the Queen's Baton and representing their family, friends and community with pride.

Through the RAP, the QBR promoted and encouraged nominations for Aboriginal and Torres Strait Islander peoples to become batonbearers.



2.7 Accessibility, Inclusion and Diversity

In addition, accessibility requirements were largely considered throughout planning of the QBR to ensure anyone who required assistance can participate. In addition to the accessible design of the baton, batonbearers were given the opportunity to advise organisers in advance of any accessibility requirements or special needs.

One such batonbearer was Sam Ford, who was nominated by a local radio presenter to be a batonbearer. A victim of a coward's punch, Sam set himself an ambitious task of learning to walk again for his part of the relay and achieved this feat on a momentous occasion.

All buses were accessible in most of the mainland states and the QBR team worked with disability services locally to identify services they can use in places where QBR had to hire other vehicles because their remoteness.

GOLDOC's Fleet team worked closely with the QBR team to purchase and convert buses which could be accessed by batonbearers with accessibility requirements and will be used as an ongoing legacy asset.



Sustainability was the theme when the QBR visited the Great Barrier Reef and the Sustainability Team were invited to present to the four reef guardian schools on the sustainability initiatives GC2018 were doing.



2.7 Accessibility, Inclusion and Diversity

Have a go activities

Spectators were able to take part in 'have a go' activities organised by state or national sporting organisations. These were designed to be free, fun, inclusive and encourage longer term youth participation in sport.

Beach yoga was also offered for free at Currumbin beachfront on the day of the race walk competition.



2.7 Accessibility, Inclusion and Diversity

2.7.8 Safety and security

Safety and security was very well managed throughout GC2018 with very few reported issues. There were no major security breaches or terrorist activities and only some minor incidents.

A contributing factor to the very positive and safe atmosphere in the Village is thought to be the very good security overlay. The Village police and security guards were hand-picked, well trained, very engaging and approachable and well accepted by athletes in Village. The police were skilled in engagement and the guards were also well-trained in their approach to and behaviour around athletes. No complaints were received from any athletes, Chef de Mission or other team members about the behaviour of police or security guards in the Village.

Work, Health and Safety

During the GC2018, a total of 483 incidents were reported from a population which included athletes and team officials Games Family, technical officials, media contractors, workforce (staff and volunteers) and spectators – in all, almost 1.3 million people. At that point in time GOLDOC, by size and scale, would have been one of the largest business operating in Queensland, albeit for a very short period.

The majority of reported incidents were typically categorised as slips, trips and falls resulting in minor injuries and illness.

Gold Coast Lifeguard Service, Warren Young, Chief Lifeguard

"I had enormous faith in this city. The locals have been so welcoming, I've experienced seamless transition from public transport to the Stadium. The volunteers have been so friendly, you couldn't help but say: "You're doing a great job!"

"It's been a fantastic experience. The city is so clean and green. The athletes have enjoyed breathing in clean air. From a Lifeguard service perspective we are familiar with big crowds and embraced our commitments with GC2018. We weren't playing off a new hymnbook for GC2018 instead we tapped into our experience and skillset. We've got the best in the world with our Lifeguard service.

"The Council has an incredible commitment to water safety via the Lifeguard Service. This commitment is commendable."

Gold Coast Lifeguards featured in the opening ceremony, calling in the 71 nations and territories for the Parade of Nations. Members of Surf Life Saving Queensland guided the teams to their seats, maintaining perfect rhythm. Young nippers also played a part, leading each nation or territory into the stadium.

2.7 Accessibility, Inclusion and Diversity

Promotional ‘Swim between the Flags’ videos with Borobi were also seen by thousands of people and Borobi was even made an honorary lifeguard.

Lifeguards recorded 144 rescues and 4,867 preventive action for GC2018 period 4 to 15 April 2018.

Surf Life Saving Queensland recorded 57 rescues and 1,923 preventions for the same period.



2.7 Accessibility, Inclusion and Diversity

Venue Entry Conditions

Working in collaboration with the Security, Sustainability, Spectator Services, Catering and other departments a policy was developed relating to GC2018 venue prohibited and restricted items.



Permitted Items



Max 350ml
commercially
sealed liquid



Max 250ml
aerosols & gels



Max bag
40cm x 40cm
(To fit under seat)



Medicine



Baby food



Non-commercial
food for personal
consumption



Empty,
transparent,
plastic bottles

Smoke-free venues

All GC2018 competition venues were smoke free. This was advertised in the terms and conditions and at the pedestrian screening areas.

Prohibited Activities



No smoking



No commercial and
flash photography

2.7 Accessibility, Inclusion and Diversity

It's a Penalty

With the support of GOLDOC and Bravehearts, A21 and Red Frogs (three Australia-based charities), It's a Penalty (IaP) ran a successful child protection campaign at GC2018 as part of their global 2018 Campaign (which also took place around Super Bowl LII in Minneapolis, USA; PyeongChang Winter Olympic Games in South Korea and the HSBC/Cathay Pacific Rugby 7s in Hong Kong).

In total, IaP's on-the-ground reach in Australia around GC2018 was estimated at 1,911,000 million sporting fans, spectators, and local residents with campaign messages of child protection and preventative action. This figure was reached through a variety of ways:

- + IaP's campaign film reached up to 1.2 million spectators, via screening in all GC2018 competition venues throughout GC2018.
- + IaP also set up an in-venue activation space at Carrara Stadium where a team of 20 trained volunteers (generously provided by Bravehearts, A21 and Red Frogs) interacted with approximately 15,000 spectators throughout GC2018. The volunteers' roles at the IaP activation were primarily raising awareness about child protection issues, educating sporting fans with crucial information on how to spot child abuse and exploitation, equipping them with the AFP national hotline to report these crimes, and encouraging people to speak up with the message of "if you see something, say something!".
- + IaP produced campaign wristbands, informative banners and Australia flag temporary tattoos, as giveaways and drawcards to engage with spectators at Carrara Stadium.
- + GOLDOC also arranged for IAP information and wristbands to be included in the welcome packs, which were given to 10,000 key attendees, including athletes, officials and media representatives.
- + 50 hotels and 30 bars across the Gold Coast participated in the campaign by displaying and distributing information materials to their guests throughout GC2018.
- + 650,000 people were also reached by the IAP campaign film being shown in 11 cinema locations across Australia.

2.7 Accessibility, Inclusion and Diversity

Gold Coast Community Fund

In August 2017, GOLDOC announced the Gold Coast Community Fund (GCCF) as the Official GC2018 Charity.

The headline fundraiser for the GCCF was the GC2018 Charity Gala, held on 4 November at The Star, Gold Coast. This event was recognised within industry for delivering one of the largest amounts raised at a charity gala on the Gold Coast in history.

GCCF also had the ability to fundraise during GC2018, through in-venue videos in all GC2018 competition venues.

A total of \$420,000 was raised from the Gala event, online fundraising and GC2018 memorabilia sales which will be distributed to charities, community organisations and individuals in need of emergency support.

A further \$78,000 worth of GC2018 merchandise was gifted to the GCCF as in kind support.

Accessible ticketing strategy

As reported previously GOLDOC has an accessible ticketing strategy which provided for wheelchair seating and ease of access seating.

The average uptake across all sessions was good and accessible seats were sold out for the opening ceremony. GOLDOC was pleased that the accessible seating allocation meet demand and provided an opportunity for all the whole community to experience GC2018.

2.7 Accessibility, Inclusion and Diversity

Accessibility – temporary venues

In many of the temporary venues accessible seating platforms and ramps were built into the front of the seating stand, providing front row seating to some spectacular sport for people with accessibility requirements and their companions.



2.7 Accessibility, Inclusion and Diversity

Accessibility – Currumbin

97 year old Tugun resident, May, enjoyed the atmosphere of the Currumbin Beachfront race walks, including getting a photo with race walk Gold medallist Dane Bird-Smith.



2.7 Accessibility, Inclusion and Diversity

Accessibility – CUR – cycling

Accessibility viewing positions were available inside and outside the venue line at Currumbin Beachfront for the road events. This included the removal of fence fabric to allow better sight lines. Chalk art and signage was deployed to indicate the accessible viewing position. Volunteers and the information point were also advised where these locations were so they could direct people with accessibility requirements to them. Given the sunny nature of Currumbin a further spot was set up later under the shade of the pandanus trees.



Janice McPhail came to the Gold Coast to cheer on Australian cyclist, Alex Edmanson, her former student and Dyslexia South Australia Ambassador. Janice was Alex's dyslexia specialist teacher when he was 8 years old. "I live 2 and a half hours from Adelaide. The accessibility at GC2018 have been absolutely great!"



Local resident Faye enjoyed cheering on the race walkers opposite her home in Currumbin from the accessible viewing spot.

2.7 Accessibility, Inclusion and Diversity



Accessibility – Road race – Marathon - Miami


“Accessibility has been great, there’s a volunteer on hand if you need it!

Shirley

Accessible Welcome Points

“A lot of people have been independent with their accessibility requirements. We’ve been happy to help if needed, we were trained to ask the person first and if they’d like help we can accompany them through the security screening and to their seat. I’m originally from the Philippines so you can’t replace this experience. It’s been amazing.”

Rolly, Spectator Services Volunteer at the Accessible Welcome Point outside the Gold Coast Convention Centre.



Spectators – Accessibility - GCE

“Pre-planning has been key for us. In particular, ticketing and transport information are crucial for us when planning to go to an event.”

L’elliott-Jevins family from Melbourne.

2.7 Accessibility, Inclusion and Diversity

Sports Ears

The Sports Ears system was provided at all venues where there was sports presentation commentary. These were also available for the opening and closing ceremonies where audio describers were in the commentary box describing the ceremony to spectators and also via the Channel Seven app. Ear pieces were available from Spectator Services welcome points and this was well received by spectators with hearing impairments. An improvement to the level of service which was tweaked towards the end of GC2018 was to have volunteers or sustainability team members actually walk around the spectator malls, handing them out to people who wanted them.



2.7 Accessibility, Inclusion and Diversity

Service Dog Area

Space at each venue was set aside for Service Dogs to utilise as dog spending areas. Spectator Services volunteers were trained up to approach people using guide, hearing or assistance dogs and let them know where the service dog areas were located.



Homelessness Protocol

To ensure that public places were shared by all people during GC2018, GOLDOC assisted the Queensland Government in developing a protocol for working with people experiencing homelessness in public places during GC2018. The objective of the protocol was to provide a framework for GC2018 officials to ensure they treat people experiencing homelessness respectfully and appropriately.

Overall there were no adverse interactions between officials and people experiencing homelessness during GC2018. There were also reports from services that people experiencing homelessness were enjoying the free events provided through Festival 2018 and free spectator events such as the marathon. Other services reported that they had clients who were able to secure work through GC2018 (for example in the Village) or were volunteering.

Homeless Connect clothing donations

There can be a large 'textile dump' within a Commonwealth Games village after competition when athletes try to cram their clothing and newly acquired local purchases back into their suitcases.

To turn this into a positive and reduce housekeeping clean up, GOLDOC arranged for charity clothing bins to be rolled across the Village in the final days of competition. Athlete clothing donations and unclaimed lost property clothing items from GC2018 venues went to Homeless Connect in the following quantities:

- + 4.5 pallets of men's, women's and kids clothing
- + 1 pallet of shoes
- + 1 pallet of shampoo and conditioner
- + 1 large plastic tub of sunglasses
- + Box of umbrellas
- + Boxes of water bottles
- + Approx. 100 hats/baseball caps
- + Assorted bags/backpacks.

Approximately 100 reading glasses were also given to Lions Club Australia for their 'Recycle for Sight' program.


2.8 Sustainability Engagement

2.8 Sustainability Engagement

Main dining hall – Village

In the main dining hall of the Village, key sustainability messages and images were displayed in large format (3m x 1.2m, printed on recyclable cardboard). In operation 24/7 during GC2018, messages were about inclusion, the environment, the Commonwealth and legacy and were seen by 6,600 athletes and officials in addition to visiting media, dignitaries, volunteers and contractors.

In legacy mode the main dining hall will become a Woolworths supermarket. Woolworths have requested to keep the sustainability messages and images on the walls as a permanent reminder of GC2018.



2.8 Sustainability Engagement

Earth Hour – March 2018

GOLDOC had a sustainability stall and an interactive sustainability installation as part of Earth Hour at the newly relaunched Home of the Arts (HOTA) Concert for the Planet. A mass participation, multi location, simultaneous performance of Holst’s “The Planets” on the countdown to Earth Hour transformed the HOTA parklands into a captivating music soundscape.

Alongside other local environmental groups, the Sustainability team engaged with 1,500 people about GC2018’s key sustainability messages and priority areas. The stall included three triangle boards where participants were encouraged to write their hopes for GC2018 on.

This was a great pre-GC2018 opportunity to engage with likeminded people who also share a passion for sustainability and community groups of the Gold Coast.



Market Day – Athlete’s Village

During GC2018 the sustainability team took part in a 'Market Day' activation in the international zone of the Village. This provided an opportunity to engage with athletes around sustainability and hear about their experiences during GC2018. This included 4 sustainability posters which athletes were able to trace their hand and write a message about their experience at GC2018. Sustainability postcards were also given out to athletes.



2.8 Sustainability Engagement

The Sustainability team collaborated with the Great Barrier Reef Foundation and the Village team to offer a 'dial a diver' experience for athletes.

This included four separate sessions, held on separate days in the Village with a live cross to a diver on the Great Barrier Reef where athletes were able to learn about Great Barrier Reef conservation and ask the diver live questions and receive answers in real time.

Virtual reality (VR) headsets of diving in the reef and iPad conservation games were also well utilised. Athlete interest was high, there were some athletes who were marine biologists who were fascinated by the experience. "The athletes really got a kick out of being able to ask their questions directly to the diver and also loved the VR." Cassandra Erbs, Great Barrier Reef Foundation.



This also appeared in the Village newspaper.



2.8 Sustainability Engagement

Observations

- + The vast majority of workforce embraced sustainability messages and wanted to incorporate these principles into their own work and life.
- + Leading with inspiration was key to engaging, motivating and empowering FAs to take the lead in sustainability for their department.
- + Focus on the positive people who get it and will support you and positively influence others.

Media reach

An ISENTIA media research report on GC2018 sustainability-related topics between May 2017 and April 2018 found 20,904 reports across press, broadcast and online media during an analysis period between May 2017 and April 2018.

Content/Films

There were three sustainability films produced, titled Impact of the Games:

https://www.youtube.com/watch?v=_UXGuLmDXR4

<https://www.youtube.com/watch?v=xVMHniFuecU>

<https://www.youtube.com/watch?v=cwGkOOJB6N0>

In addition local public broadcaster ABC produced a series of films, which featured accessibility, inclusion and other topics:

Accessibility

<https://www.facebook.com/search/top/?q=abc%20gc2018%20nick%20morris>

First nations

<https://www.facebook.com/ABCGoldCoast/videos/1728352497186987/>

Reconciliation Action Plan

<https://www.facebook.com/australiaplus/videos/1745421135480123/>

Village operations

https://www.facebook.com/hashtag/makingthegames?source=feed_text

Athlete perspective

https://www.facebook.com/hashtag/makingthegames?source=feed_text

Para-athlete perspective

https://www.facebook.com/hashtag/makingthegames?source=feed_text

Security - legacy

<https://www.facebook.com/gc2018/videos/1754099091278994/>

Accessible tourism mentoring program

Destination Gold Coast is leading the way in providing education and inspiration to develop an enhanced inclusive guest experience. Already hosting a number of accessibility workshops pre-GC2018, this culminated in the launch of the 2018 Accessible Tourism Mentoring Program which includes workshops, meetings with Accessible Tourism industry champions, initial onsite visits and tools to help promote a business as accessible.

The free Mentoring Program is sponsored by the Queensland Government through the Department of Innovation, Tourism Industry Development and the Commonwealth Games in conjunction with Destination Gold Coast.

2.9 Beyond GC2018

2.9 Beyond GC2018

GC2018 offered a unique opportunity to redefine the Gold Coast and integrate sustainability across the city. GC2018 showcased international best practice in sustainability and encouraged positive and enduring change throughout local businesses, industry, government and individuals.

Thousands of people played a part in realising GOLDOC's sustainability vision. Suppliers and Games Delivery Partners adopted more sustainable practices, sponsors supported GOLDOC to raise awareness and adhere to the Code and Materials and Packaging Policy, and all the spectators played a role in making GC2018 a 'Games of firsts' that was inclusive, accessible and sustainable.

All GC2018 venues are fully booked out for the remainder of 2018. Some of the sporting events that will be taking place include the Australian Transplant Games (Optus Aquatic Centre), Australian University Games (Optus Aquatic Centre), Kokoda Challenge (Gold Coast Cycle Centre), Netball – Firebirds versus Vixens (Gold Coast Sports and Leisure Centre), Judo National Titles (Gold Coast Sports and Leisure Centre), Squash – Australian Club Championships (Carrara Indoor Sports Stadium) among many more such as the Australian Open (Broadbeach Bowls Club) as well as the 2020 Bowls World Championship which will generate more than 30,000 visitor nights and an estimated \$5.71 million in spending.

“This is a great result for the Coast and proves the more than \$300 million we invested in venue infrastructure for the Games is already paying off”, confirmed Tourism Industry Development Minister Kate Jones.

World-class cricket is also headed to the Gold Coast for the first time later this year with upgrades to Carrara Stadium pre-GC2018 making it Queensland's newest home for first-class cricket.

Minister Kate Jones said the upgrade was another terrific legacy of the Gold Coast 2018 Commonwealth Games.

“We're investing in Carrara Stadium to bring world-class cricket to the Gold Coast because we know major events attract visitors and give a boost to the local economy.” Ms Jones said.

“This is another great legacy of the Games – without our investment in sporting infrastructure at Carrara, the lighting at the Stadium wouldn't have been up to standard to host elite cricket.”

The re-fit of the lighting for GC2018 included refurbishment of the lighting tower heads, new energy efficient lighting fittings, cabling and a drop-in pitch.

“The legacy of this event will be best viewed in the rear mirror”

Jonathan – Gold Coast local

2.9 Beyond GC2018

2.9.1 Sport legacy

"The Commonwealth Games has delivered Australia a treasure trove of gold medals and the perfect base for the 2020 Olympics." Said Journalist Jonathon Moran, of The Daily Telegraph, the day after the Closing Ceremony on 16 April 2018.

Little Athletics Australia chief executive Martin Stillman said the championships held on April 28 and 29 on the Gold Coast had capped off a big summer for athletics.

"There is no doubt that performances have been inspired by our Australian athletics team who competed in the Gold Coast 2018 Commonwealth Games only a few weeks ago," he said.

After England's historic win in Netball at GC2018 there's also been a huge increase in the number of people wanting to pick up the sport in that country.

GC2018 were always designed to be more than just a sporting spectacle.

They were a way for us to come together, share what we have in common and use the inspiration of the event to drive positive behavioural change. Whether that is inspiring children to be fit and active, increasing public transport usage, encouraging recycling, showcasing the Gold Coast's natural beauty or reducing plastic pollutants, these Games were a shift in the right direction.

"These Games have changed the conversation," CGF chief executive David Grevemberg said.




"(They've) Changed the way we think about the Commonwealth, about the City of Gold Coast, about Queensland, about what it means to be a Commonwealth citizen and that's the start of a legacy."







3.0

Appendices





3. Appendices

GC2018 Sustainability Priority	Sustainable Development Goals	United Nations Global Compact principles	Key GOLDOC initiatives
Food and beverage		<p>Principle 8: Businesses should undertake initiatives to promote greater environmental responsibility</p>	<p>GC2018 Food Experience developed to ensure caterers meet benchmark standards for food and beverage.</p> <p>Engagement with regional producers and suppliers to deliver reduced food miles and a diverse and vibrant food offering.</p>
Transport	 	<p>Principle 7: Businesses should support a precautionary approach to environmental challenges</p> <p>Principle 8: Businesses should undertake initiatives to promote greater environmental responsibility</p> <p>Principle 9: Businesses should encourage the development and diffusion of environmentally friendly technologies</p>	<p>Free public transport with every ticket.</p> <p>Rationalisation of requirements and efficiencies in fleet and Games Family bus systems to reduce environmental impacts of GOLDOC-organised transport.</p>




3. Appendices

GC2018 Sustainability Priority	Sustainable Development Goals	United Nations Global Compact principles	Key GOLDOC initiatives
Carbon		<p>Principle 7: Businesses should support a precautionary approach to environmental challenges</p> <p>Principle 8: Businesses should undertake initiatives to promote greater environmental responsibility</p> <p>Principle 9: Businesses should encourage the development and diffusion of environmentally friendly technologies</p>	<p>Free public transport with every ticket.</p> <p>Rationalisation of requirements and efficiencies in fleet and Games Family bus systems to reduce environmental impacts of GOLDOC-organised transport.</p>
Inclusion, diversity and accessibility	  	<p>Principle 1: Businesses should support and respect the protection of internationally proclaimed human rights</p> <p>Principle 2: Businesses should make sure that they are not complicit in human rights abuses</p> <p>Principle 3: Businesses should uphold the freedom of association and the effective recognition of the right to collective bargaining</p>	<p>First Commonwealth Games with equal medal events for men and women.</p> <p>First Reconciliation Action Plan (RAP) developed for a major event in Australia.</p> <p>Accessibility consultant engaged to provide technical guidance to departments on accessibility compliance requirements.</p> <p>All venues designed to be accessible for people with accessibility needs.</p> <p>All communications WCAG 2.0 compliant.</p> <p>Largest para-sport program in Commonwealth Games history, further promoting integrated competition.</p>

3. Appendices

GC2018 Sustainability Priority	Sustainable Development Goals	United Nations Global Compact principles	Key GOLDOC initiatives
Inclusion, diversity and accessibility (continued)		<p>Principle 6: Businesses should uphold the elimination of discrimination in respect of employment and occupation</p>	<p>Developed Human Rights Policy and undertook stakeholder engagement with key departments and Australian human rights experts to identify key risks.</p> <p>Supported establishment of Pride House and its operation during GC2018.</p> <p>Undertook Pride in Sport organisational benchmarking.</p> <p>Socio-economic inclusion through affordable tickets and four (4) free events. Free cultural program.</p>
Sustainable procurement	   	<p>Principle 1: Businesses should support and respect the protection of internationally proclaimed human rights</p> <p>Principle 2: Businesses should make sure that they are not complicit in human rights abuses</p> <p>Principle 4: Businesses should uphold the elimination of all forms of forced and compulsory labour</p> <p>Principle 5: Businesses should uphold the effective abolition of child labour</p>	<p>Developed guidelines for sustainable procurement practices:</p> <ul style="list-style-type: none"> + Sustainable sourcing code + Materials and Packaging Policy <p>Achieved Level 4 and 5 (out of 5) competency in ISO 20400 Sustainable Procurement.</p> <p>Providing technical advice for procurement packages.al advice for procurement.</p>

3. Appendices

GC2018 Sustainability Priority	Sustainable Development Goals	United Nations Global Compact principles	Key GOLDOC initiatives
Environmental impacts	 	<p>Principle 7: Businesses should support a precautionary approach to environmental challenges</p> <p>Principle 8: Businesses should undertake initiatives to promote greater environmental responsibility</p> <p>Principle 9: Businesses should encourage the development and diffusion of environmentally friendly technologies</p>	<p>No helium balloons at GC2018.</p> <p>All workforce to be provided with reusable water bottle as part of their uniform and re-usable hot beverage cup.</p> <p>Free spectator drinking water fountains at all venues.</p> <p>Official merchandise stores offering reusable landfill biodegradable corn starch bags only on request.</p> <p>Plastic straws banned in venue.</p>
Waste		<p>Principle 7: Businesses should support a precautionary approach to environmental challenges</p> <p>Principle 8: Businesses should undertake initiatives to promote greater environmental responsibility</p> <p>Principle 9: Businesses should encourage the development and diffusion of environmentally friendly technologies</p>	<p>Materials and Packaging Policy provide strong control of materials entering venues to maximise recycling rates.</p> <p>Extensive waste reduction initiatives undertaken by departments from scope and sourcing through to disposal.</p>

3. Appendices

Appendix 1 – GRI Index

General Standard Disclosures	Page
Strategy and Analysis	
G4-1	pp. 3, 4
Organisational Profile	
G4-3	pp. 1, 4
G4-4	p. 10
G4-5	p. 141
G4-6	<u>2014-15 Report p.19;</u>
G4-7	<u>2014-15 Report pp. 4, 14;</u>
G4-8	<u>2015-16 Report pp. 12-27</u>
G4-9	pp. 12-18, 22-30
G4-10	pp. 22-30
G4-11	p. 22
G4-12	p. 34
G4-13	p. 34
G4-14	<u>See Risk Management Report</u>
G4-15	p. 8
G4-16	n/a
Identified Material Aspects and Boundaries	
G4-17	<u>See Financial Statement</u>
G4-18	p. 9
G4-19	pp. 9-10
G4-20	p. 10
G4-21	p. 10
G4-22	n/a
G4-23	n/a

General Standard Disclosures	Page	
Stakeholder Engagement		
G4-24	pp. 34-35, 91, 118, 130-133	
G4-25	2015-2016 Report pp. 85-86 and <u>see Annual Report</u>	
G4-26	2015-2016 Report pp. 85-86 and <u>see Annual Report</u>	
G4-27	pp. 34-35, 91, 118, 130-133	
Report Profile		
G4-28	pp. 1, 9	
G4-29	p. 9	
G4-30	p. 9	
G4-31	p. 141	
G4-32	In accordance with the 'Core' GRI reporting guidelines	
G4-33	This report has not been externally assessed	
Governance		
G4-34	<u>see Annual Report</u>	
Ethics and Integrity		
G4-56	<u>see Annual Report</u>	
Specific Standard Disclosures		
Aspect	DMA and Indicator	Page/ Reference
Economic performance	G4-EC1; G4-EC4	<u>Financial report link and pp.12-14</u>

3. Appendices

Employment	EC8;	p. 25
Diversity and Equal Opportunity	G4-LA12	pp. 22-30
Inclusion	EO5, EO6	pp. 96-128
Training and Education	G4-LA9; G4-LA10 and G4-LA11	pp. 22-30
Soft and Hard Legacies	EO11 to EO13	pp. 8, 12-13, 134
Procurement and Sourcing Practices	G4-EC9; G4-LA14; G4-LA15; G4-EO9, G4-EN32	pp. 34-35
Food and Beverage	EO8	pp. 36-39
Environmental Impacts	EN19, EN27	pp. 40-54
Emissions	G4-EN3; G4-EN4; G4-EN6; G4-EN15; G4-EN16; G4-EN17; G4-EN19.	pp. 55-68
Recycling and Waste Management	G4-EN23	pp. 70-88
Transport	G4-EO2; G4-EO3; G4-EN30	pp. 89-95
Local Communities	G4-SO2; EO4	pp. 131-133
Occupational Health and Safety	G4-LA5; G4-LA6; G4-LA8	p. 118

Appendix 2 – Contacts

Games Headquarters (GHQ)

Gold Coast 2018 Commonwealth Games Corporation

ABN: 47 959 083 668

Level 2 A Block
Corner Heeb St and Benowa Rd
Ashmore
QLD 4214

Post

PO Box 8177
GCMC QLD 9726
Australia

Website

GC2018.com

Email

sustainability@goldoc.com

Phone

Within Australia: (07) 5618 2018
Outside of Australia: +61 7 5618 2018
Weekdays 8.30am – 5.00pm

Fax

Within Australia: (07) 5618 2000
Outside of Australia: +61 7 5618 2000
Weekdays 8.30am – 5.00pm

Feedback

GOLDOC is interested in hearing your feedback on its Sustainability Reports. Please provide any feedback via email: sustainability@goldoc.



Gold Coast 2018

XXI Commonwealth Games



Contact info@goldoc.com for alternative formats of this Gold Coast 2018 Commonwealth Games™ publication.

If you wish to use a text relay service, visit relayservice.gov.au for assistance

