



# OFFICE OF THE CHIEF MEDICAL EXAMINER

London N. Breed, Mayor

June 21, 2021

The Honorable London N. Breed, Mayor  
City and County of San Francisco

The Honorable Shamann Walton, President  
Board of Supervisors

Grant Colfax, M.D., Director  
Department of Public Health

## **Subject: Report on Accidental Overdose Deaths**

Dear Mayor Breed, President Walton, and Director Colfax:

The enclosed report includes preliminary data of accidental overdose deaths in the City and County of San Francisco from the recent four months of February 1, 2021, to May 31, 2021. This report satisfies the ordinance's reporting criteria. For your reference, reports of preliminary data of accidental overdose deaths from January 1, 2020, to May 21, 2021, are enclosed.

The reports are published by the Office of the Chief Medical Examiner (OCME), Forensic Laboratory Division, to comply with local and state reporting guidelines and further OCME's mission to provide neutral data to inform policymakers. Please note, these results are preliminary as of testing to June 18, 2021, and are subject to change as the OCME finalizes the manner and cause of each death. These reports are not intended to replace other death statistics within the City that rely on finalized death certificates.

Pertinent for accurate use of these reports is understanding the source of the data and its subsequent summarization process. Decedent demographic and case information were obtained from the OCME case management system. Additionally, specific details from investigator narratives, forensic toxicology results, and where available, preliminary autopsy findings, were utilized. Collected demographic information included race, gender, age, fixed address status, and locations of residence and death.

Due to their significance in accidental overdose deaths, the reported drugs were specific to fentanyl, heroin, medicinal opioids, methamphetamine and cocaine. Their detection in blood was captured to best determine relevance in each case. Medicinal opioid-positive cases required the presence of codeine, hydrocodone, oxycodone, morphine, hydromorphone, oxymorphone, buprenorphine, tramadol, and/or methadone. Heroin determination was more closely evaluated, requiring the presence of specific heroin markers in blood or urine, expected morphine to codeine ratios, and/or case details consistent with heroin use.

Sincerely,

A handwritten signature in blue ink, appearing to read "Luke N. Rodda".

Luke N. Rodda, Ph.D.  
Chief Forensic Toxicologist and Director, Forensic Laboratory Division

cc: Office of the City Administrator  
enclosures: Preliminary Accidental Drug Overdose Data Reports for January 2021 through May 2021  
Preliminary Accidental Drug Overdose Data Reports for January 2020 through December 2020

1 Newhall Street • San Francisco, CA 94124 • Phone (415) 641-3600

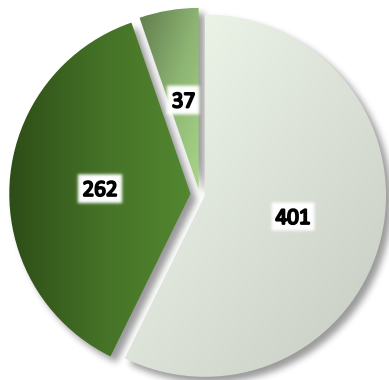
**ACCREDITED BY THE AMERICAN BOARD OF FORENSIC TOXICOLOGY**

**Preliminary Accidental Drug Overdose Data Reports for  
January 2021 through May 2021**



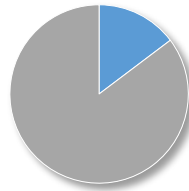
Preliminary Accidental Drug Overdose Data Report  
as of June 18, 2021

# JAN-MAY 2021



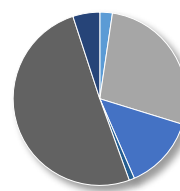
57.29% Other Causes  
37.43% Acc. Overdoses Open  
5.29% Acc. Overdoses Closed

Gender



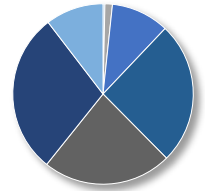
15% Female  
85% Male

Race



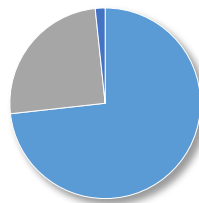
2% Asian  
27% Black  
14% Latinx  
1% Native American  
51% White  
5% Other/Unknown

Age



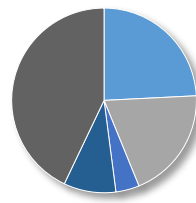
0% <15  
10% 15-24  
23% 25-34  
10% 35-44  
29% 45-54  
25% >=65

Fixed Address



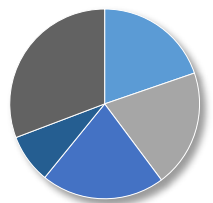
73% Yes (see residence)  
25% No  
2% Unknown

Residence



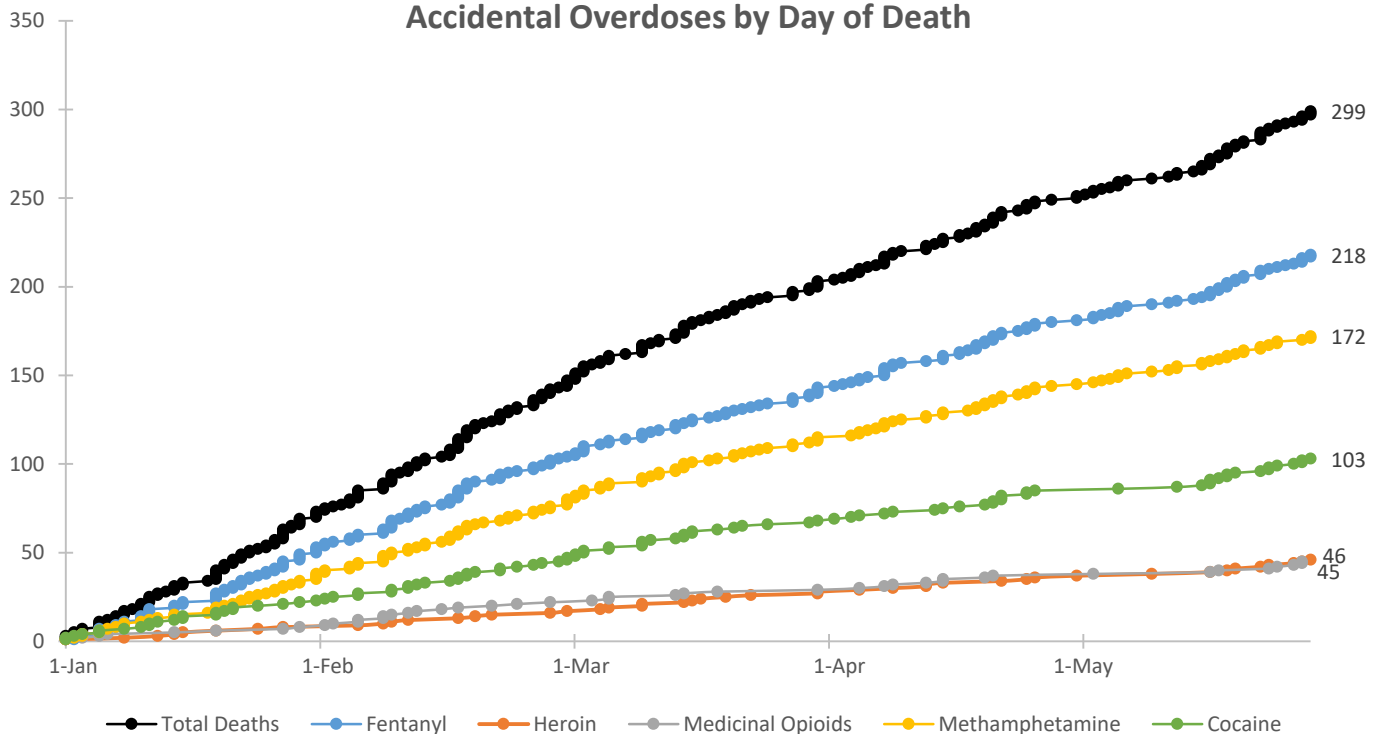
24% Tenderloin (94102)  
20% SOMA (94103)  
4% Inner Mission (94110)  
9% Nob Hill (94109)  
43% Others

Location of Death



20% Tenderloin (94102)  
20% SOMA (94103)  
21% Nob Hill (94109)  
8% Inner Mission (94110)  
31% Others

## Accidental Overdoses by Day of Death



"Acc. Overdoses Open" cases do not have a final cause and manner of death classification; "Acc. Overdoses Closed" cases have a final cause and manner of death classification.

"No fixed address" denotes community members who may be experiencing homelessness.

"Residence" denotes address where decedent lived; "Location of Death" denotes the location where death was declared. For "Residence" and "Location of Death", the 4 most affected neighborhoods are represented, the "Others" category refers to all other zip codes within the City and County of San Francisco and any of out county residences.

"Gender" refers to gender at time of death.

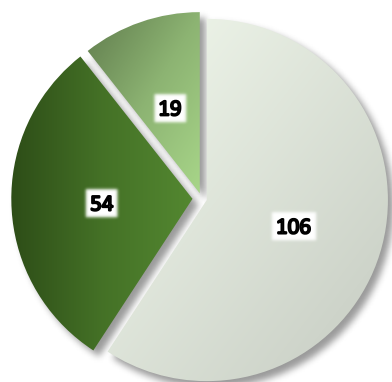
"Total Deaths" denotes Accidental Overdoses where one or more drugs contribute to the cause of death; however, every point for each drug series is inclusive, but not necessarily exclusive, of that drug. "Total deaths" represents all accidental overdoses including ones for drugs not specified above.

PLEASE NOTE THIS DATA IS PRELIMINARY INFORMATION AND SUSCEPTIBLE TO CHANGE



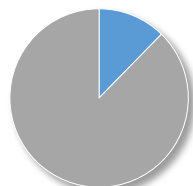
Preliminary Accidental Drug Overdose Data Report  
as of June 18, 2021

# JANUARY 2021



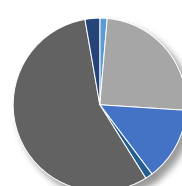
59.22% Other Causes  
30.17% Acc. Overdoses Open  
10.61% Acc. Overdoses Closed

Gender



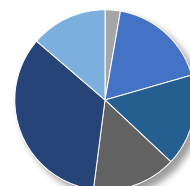
12% Female  
88% Male

Race



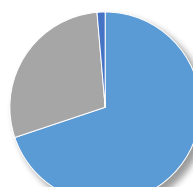
1% Asian  
25% Black  
14% Latinx  
1% Native American  
56% White  
3% Other/Unknown

Age



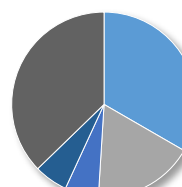
0% <15  
18% 25-34  
15% 45-54  
14% >=65  
3% 15-24  
16% 35-44  
34% 55-64

Fixed Address



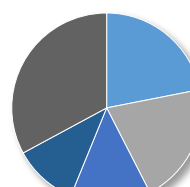
70% Yes (see residence)  
29% No  
1% Unknown

Residence



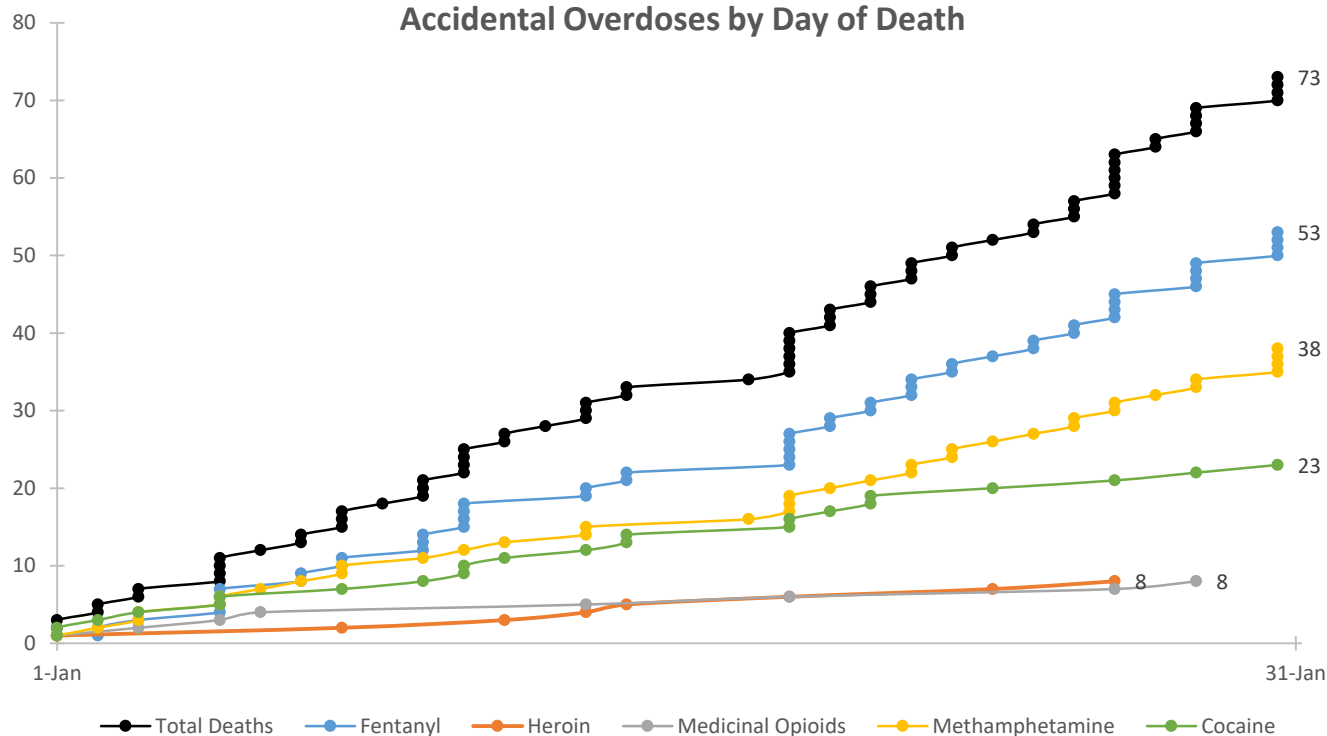
33% Tenderloin (94102)  
18% SOMA (94103)  
6% Inner Mission (94110)  
6% Nob Hill (94109)  
37% Others

Location of Death



22% Tenderloin (94102)  
21% SOMA (94103)  
14% Nob Hill (94109)  
11% Inner Mission (94110)  
33% Others

Accidental Overdoses by Day of Death



"Acc. Overdoses Open" cases do not have a final cause and manner of death classification; "Acc. Overdoses Closed" cases have a final cause and manner of death classification.

"No fixed address" denotes community members who may be experiencing homelessness.

"Residence" denotes address where decedent lived; "Location of Death" denotes the location where death was declared. For "Residence" and "Location of Death", the 4 most affected neighborhoods are represented, the "Others" category refers to all other zip codes within the City and County of San Francisco and any of out county residences.

"Gender" refers to gender at time of death.

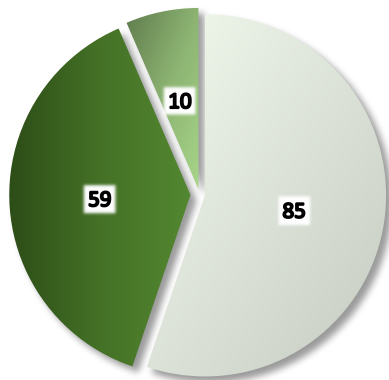
"Total Deaths" denotes Accidental Overdoses where one or more drugs contribute to the cause of death; however, every point for each drug series is inclusive, but not necessarily exclusive, of that drug. "Total deaths" represents all accidental overdoses including ones for drugs not specified above.

PLEASE NOTE THIS DATA IS PRELIMINARY INFORMATION AND SUSCEPTIBLE TO CHANGE



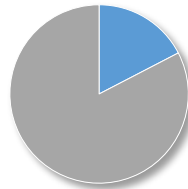
Preliminary Accidental Drug Overdose Data Report  
as of June 18, 2021

# FEBRUARY 2021



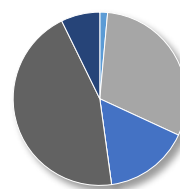
55.19% Other Causes  
38.31% Acc. Overdoses Open  
6.49% Acc. Overdoses Closed

Gender



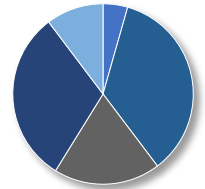
17% Female  
83% Male

Race



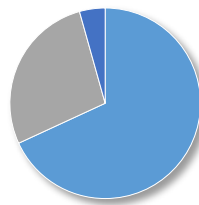
1% Asian  
30% Black  
16% Latinx  
0% Native American  
45% White  
7% Other/Unknown

Age



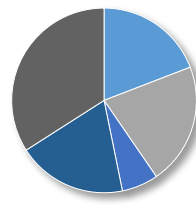
0% <15  
4% 25-34  
19% 45-54  
10% >=65

Fixed Address



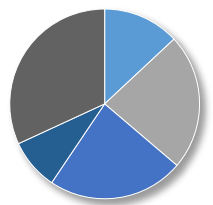
68% Yes (see residence)  
28% No  
4% Unknown

Residence



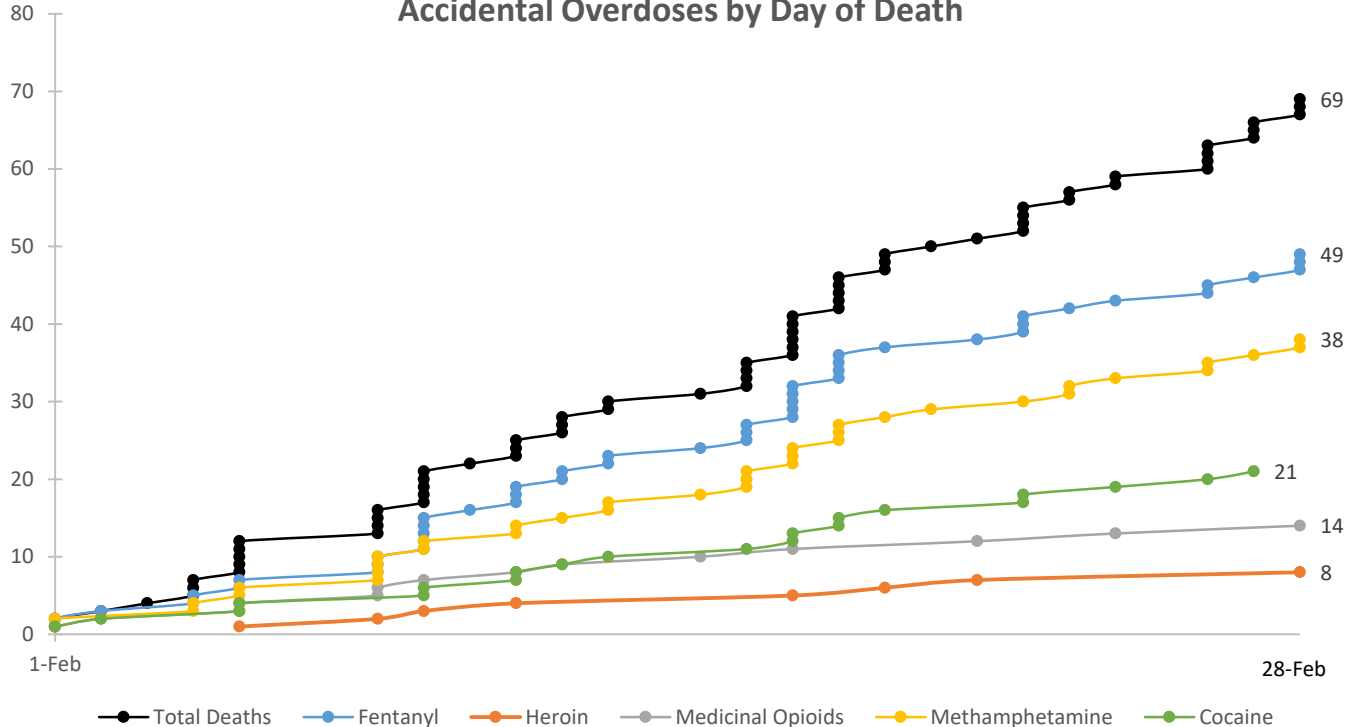
19% Tenderloin (94102)  
21% SOMA (94103)  
6% Inner Mission (94110)  
19% Nob Hill (94109)  
34% Others

Location of Death



13% Tenderloin (94102)  
23% SOMA (94103)  
23% Nob Hill (94109)  
9% Inner Mission (94110)  
32% Others

## Accidental Overdoses by Day of Death



"Acc. Overdoses Open" cases do not have a final cause and manner of death classification; "Acc. Overdoses Closed" cases have a final cause and manner of death classification.

"No fixed address" denotes community members who may be experiencing homelessness.

"Residence" denotes address where decedent lived; "Location of Death" denotes the location where death was declared. For "Residence" and "Location of Death", the 4 most affected neighborhoods are represented, the "Others" category refers to all other zip codes within the City and County of San Francisco and any of out county residences.

"Gender" refers to gender at time of death.

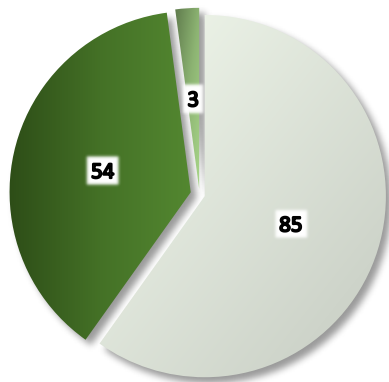
"Total Deaths" denotes Accidental Overdoses where one or more drugs contribute to the cause of death; however, every point for each drug series is inclusive, but not necessarily exclusive, of that drug. "Total deaths" represents all accidental overdoses including ones for drugs not specified above.

PLEASE NOTE THIS DATA IS PRELIMINARY INFORMATION AND SUSCEPTIBLE TO CHANGE



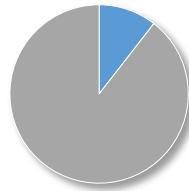
Preliminary Accidental Drug Overdose Data Report  
as of June 18, 2021

# MARCH 2021



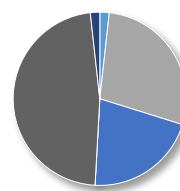
59.86% Other Causes  
38.03% Acc. Overdoses Open  
2.11% Acc. Overdoses Closed

Gender



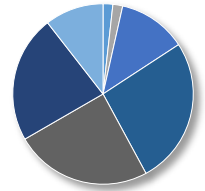
11% Female  
89% Male

Race



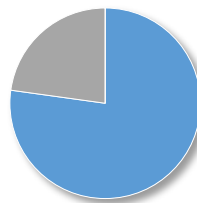
2% Asian  
28% Black  
21% Latinx  
0% Native American  
47% White  
2% Other/Unknown

Age



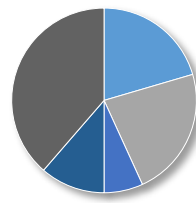
2% <15  
12% 15-24  
25% 25-34  
11% 35-44  
26% 45-54  
23% 55-64

Fixed Address



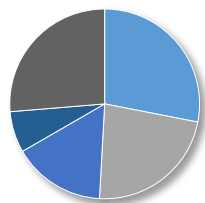
77% Yes (see residence)  
23% No  
0% Unknown

Residence



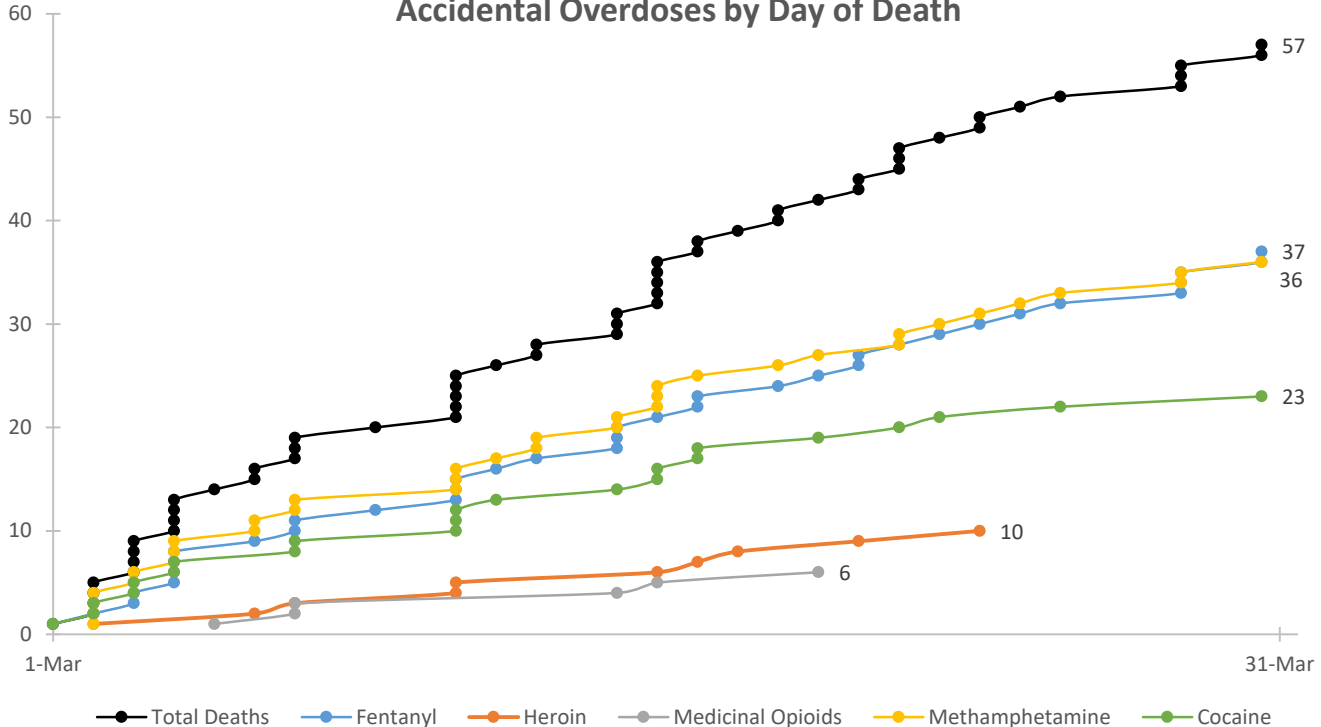
20% Tenderloin (94102)  
23% SOMA (94103)  
7% Inner Mission (94110)  
11% Nob Hill (94109)  
39% Others

Location of Death



28% Tenderloin (94102)  
23% SOMA (94103)  
16% Nob Hill (94109)  
7% Inner Mission (94110)  
26% Others

Accidental Overdoses by Day of Death



"Acc. Overdoses Open" cases do not have a final cause and manner of death classification; "Acc. Overdoses Closed" cases have a final cause and manner of death classification.

"No fixed address" denotes community members who may be experiencing homelessness.

"Residence" denotes address where decedent lived; "Location of Death" denotes the location where death was declared. For "Residence" and "Location of Death", the 4 most affected neighborhoods are represented, the "Others" category refers to all other zip codes within the City and County of San Francisco and any of out county residences.

"Gender" refers to gender at time of death.

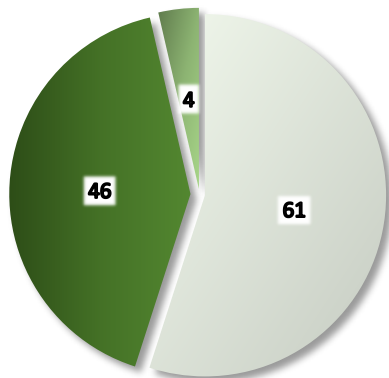
"Total Deaths" denotes Accidental Overdoses where one or more drugs contribute to the cause of death; however, every point for each drug series is inclusive, but not necessarily exclusive, of that drug. "Total deaths" represents all accidental overdoses including ones for drugs not specified above.

PLEASE NOTE THIS DATA IS PRELIMINARY INFORMATION AND SUSCEPTIBLE TO CHANGE



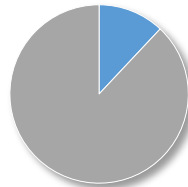
Preliminary Accidental Drug Overdose Data Report  
as of June 18, 2021

# APRIL 2021



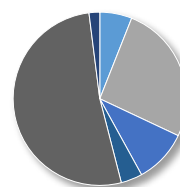
54.95% Other Causes  
41.44% Acc. Overdoses Open  
3.60% Acc. Overdoses Closed

Gender



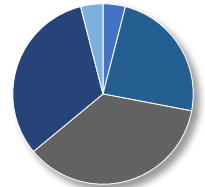
12% Female  
88% Male

Race



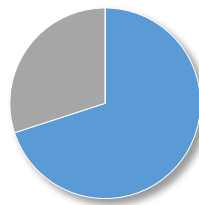
6% Asian  
26% Black  
10% Latinx  
4% Native American  
52% White  
2% Other/Unknown

Age



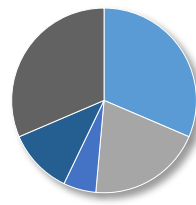
0% <15  
4% 25-34  
36% 45-54  
4% >=65  
0% 15-24  
24% 35-44  
32% 55-64

Fixed Address



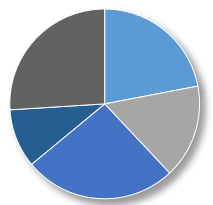
70% Yes (see residence)  
30% No  
0% Unknown

Residence



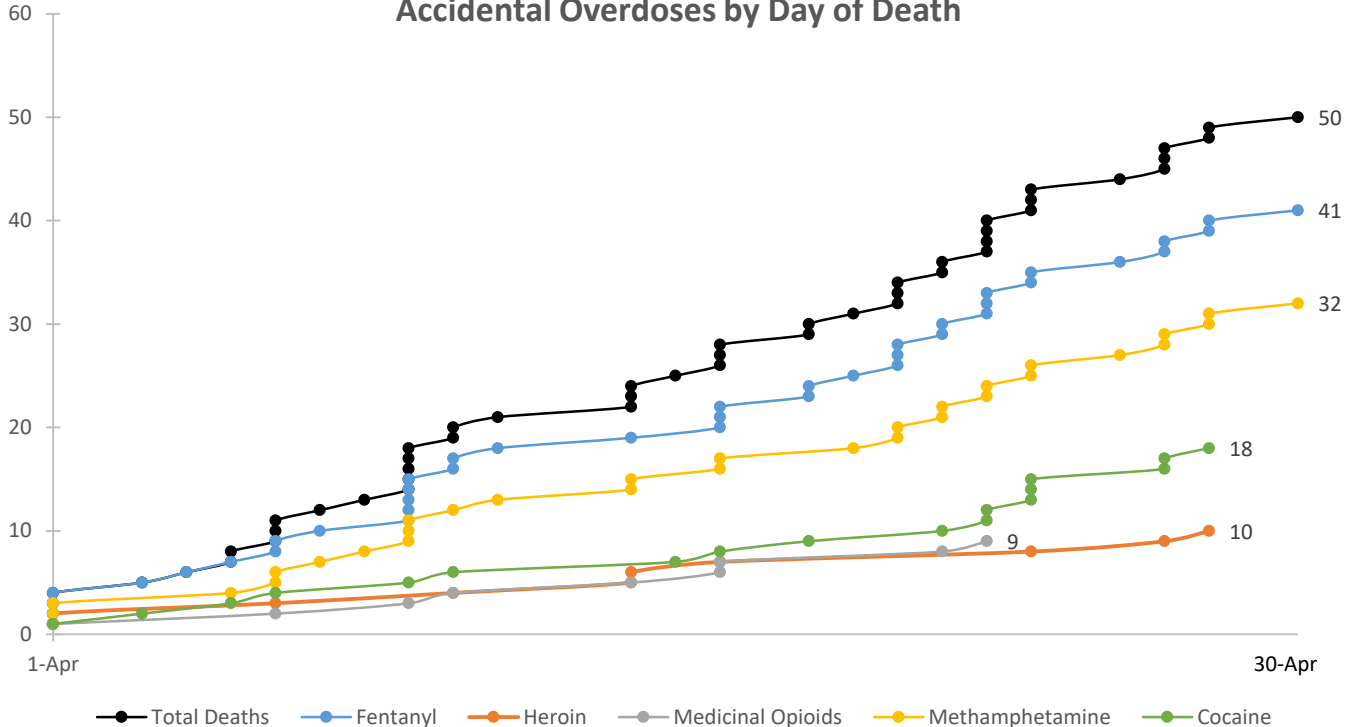
31% Tenderloin (94102)  
20% SOMA (94103)  
6% Outer Richmond (94121)  
11% Nob Hill (94109)  
31% Others

Location of Death



22% Tenderloin (94102)  
16% SOMA (94103)  
26% Nob Hill (94109)  
10% Inner Mission (94110)  
26% Others

## Accidental Overdoses by Day of Death



"Acc. Overdoses Open" cases do not have a final cause and manner of death classification; "Acc. Overdoses Closed" cases have a final cause and manner of death classification.

"No fixed address" denotes community members who may be experiencing homelessness.

"Residence" denotes address where decedent lived; "Location of Death" denotes the location where death was declared. For "Residence" and "Location of Death", the 4 most affected neighborhoods are represented, the "Others" category refers to all other zip codes within the City and County of San Francisco and any of out county residences.

"Gender" refers to gender at time of death.

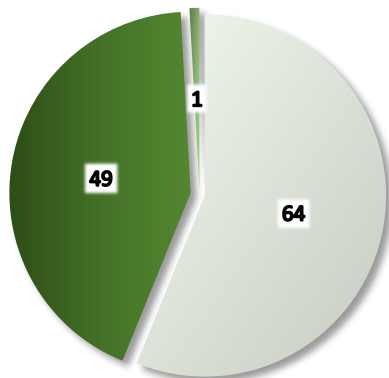
"Total Deaths" denotes Accidental Overdoses where one or more drugs contribute to the cause of death; however, every point for each drug series is inclusive, but not necessarily exclusive, of that drug. "Total deaths" represents all accidental overdoses including ones for drugs not specified above.

PLEASE NOTE THIS DATA IS PRELIMINARY INFORMATION AND SUSCEPTIBLE TO CHANGE



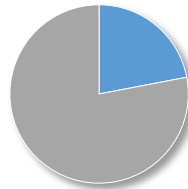
Preliminary Accidental Drug Overdose Data Report  
as of June 18, 2021

# MAY 2021



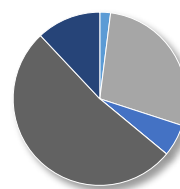
56.14% Other Causes  
42.98% Acc. Overdoses Open  
0.88% Acc. Overdoses Closed

Gender



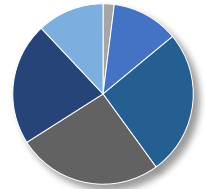
22% Female  
78% Male

Race



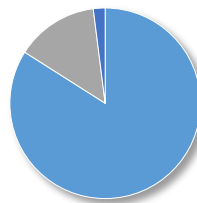
2% Asian  
28% Black  
6% Latinx  
0% Native American  
52% White  
12% Other/Unknown

Age



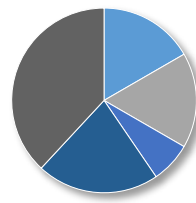
0% <15  
12% 25-34  
26% 35-44  
12% >=65  
2% 15-24  
22% 55-64

Fixed Address



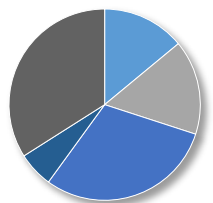
84% Yes (see residence)  
14% No  
2% Unknown

Residence



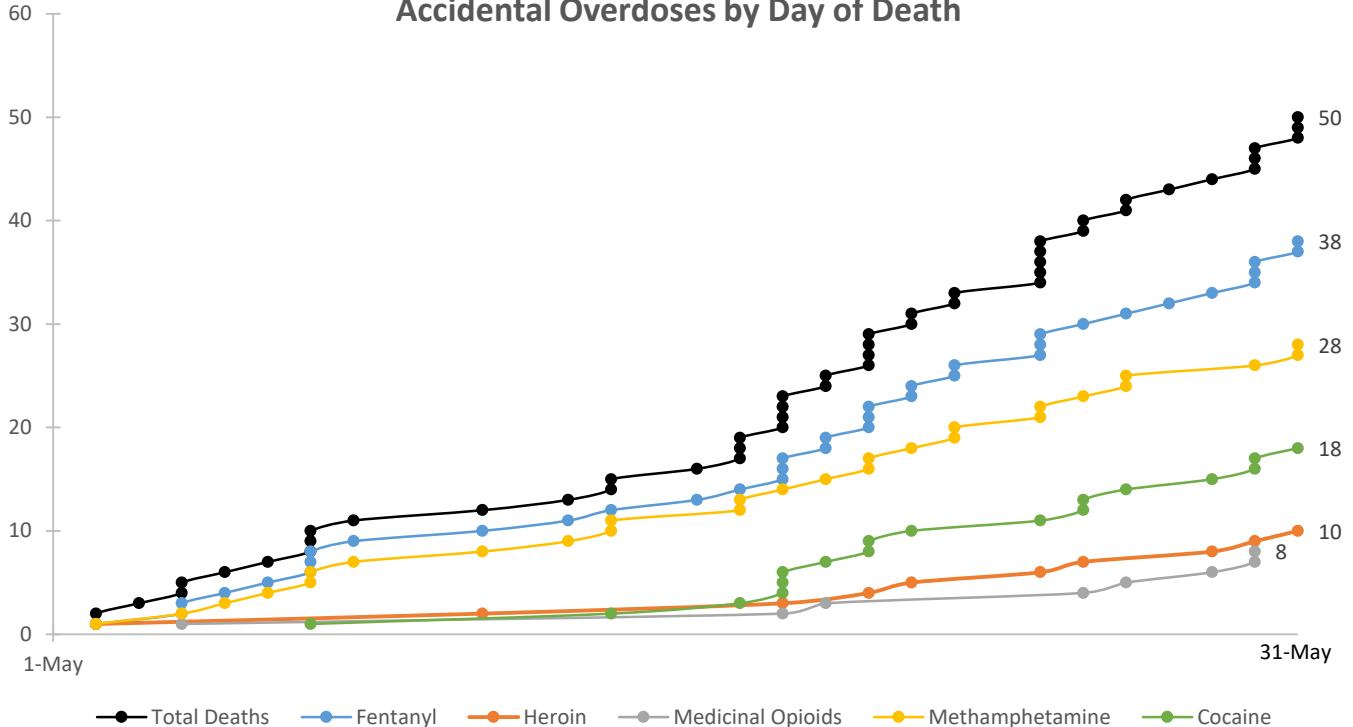
17% Tenderloin (94102)  
17% SOMA (94103)  
7% Visitacion Valley (94134)  
21% Nob Hill (94109)  
38% Others

Location of Death



14% Tenderloin (94102)  
16% SOMA (94103)  
30% Nob Hill (94109)  
6% Visitacion Valley (94134)  
34% Others

## Accidental Overdoses by Day of Death



"Acc. Overdoses Open" cases do not have a final cause and manner of death classification; "Acc. Overdoses Closed" cases have a final cause and manner of death classification.

"No fixed address" denotes community members who may be experiencing homelessness.

"Residence" denotes address where decedent lived; "Location of Death" denotes the location where death was declared. For "Residence" and "Location of Death", the 4 most affected neighborhoods are represented, the "Others" category refers to all other zip codes within the City and County of San Francisco and any of out county residences.

"Gender" refers to gender at time of death.

"Total Deaths" denotes Accidental Overdoses where one or more drugs contribute to the cause of death; however, every point for each drug series is inclusive, but not necessarily exclusive, of that drug. "Total deaths" represents all accidental overdoses including ones for drugs not specified above.

PLEASE NOTE THIS DATA IS PRELIMINARY INFORMATION AND SUSCEPTIBLE TO CHANGE

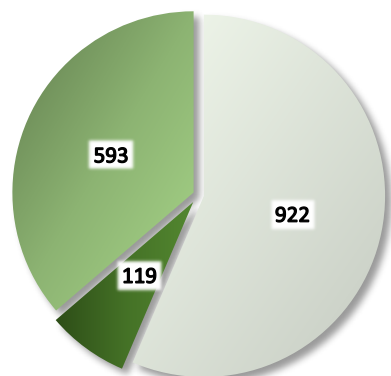


**Preliminary Accidental Drug Overdose Data Reports for  
January 2020 through December 2020**



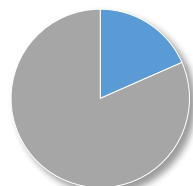
Preliminary Accidental Drug Overdose Data Report  
as of June 18, 2021

# JAN-DEC 2020



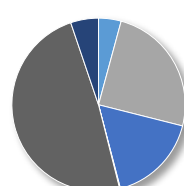
56.43% Other Causes  
7.28% Acc. Overdoses Open  
36.29% Acc. Overdoses Closed

Gender



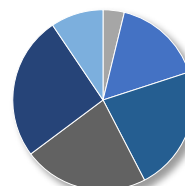
18% Female  
82% Male

Race



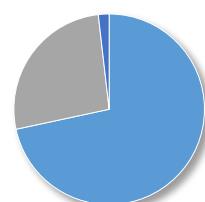
4% Asian  
25% Black  
17% Latinx  
0% Native American  
49% White  
5% Other/Unknown

Age



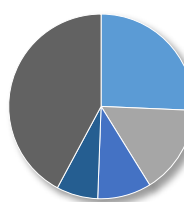
0% <15  
16% 25-34  
22% 35-44  
9% >=65  
26% 55-64

Fixed Address



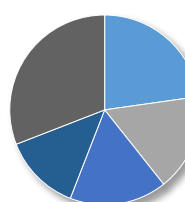
72% Yes (see residence)  
27% No  
2% Unknown

Residence

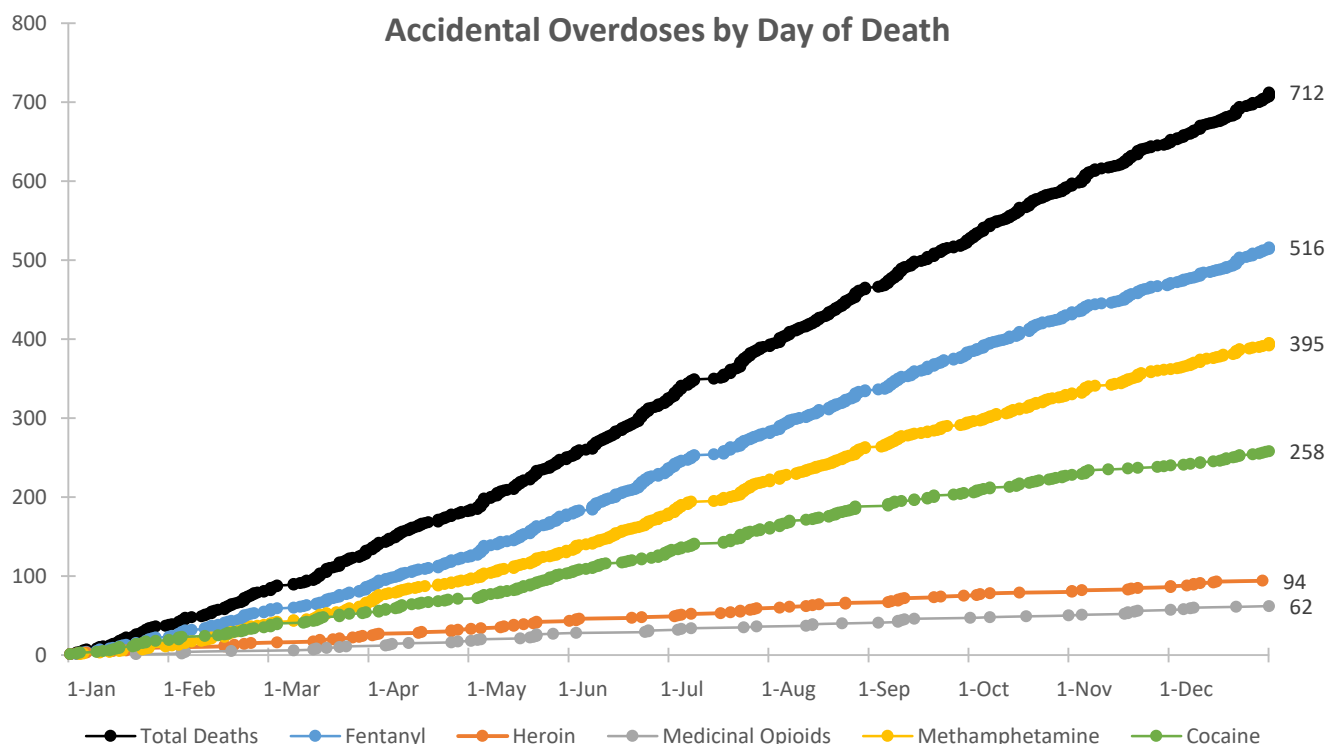


26% Tenderloin (94102)  
15% SOMA (94103)  
9% Nob Hill (94109)  
7% Inner Mission (94110)  
42% Others

Location of Death



23% Tenderloin (94102)  
17% SOMA (94103)  
17% Nob Hill (94109)  
13% Inner Mission (94110)  
31% Others



"Acc. Overdoses Open" cases do not have a final cause and manner of death classification; "Acc. Overdoses Closed" cases have a final cause and manner of death classification.

"No fixed address" denotes community members who may be experiencing homelessness.

"Residence" denotes address where decedent lived; "Location of Death" denotes the location where death was declared. For "Residence" and "Location of Death", the 4 most affected neighborhoods are represented, the "Others" category refers to all other zip codes within the City and County of San Francisco and any of out county residences.

"Gender" refers to gender at time of death.

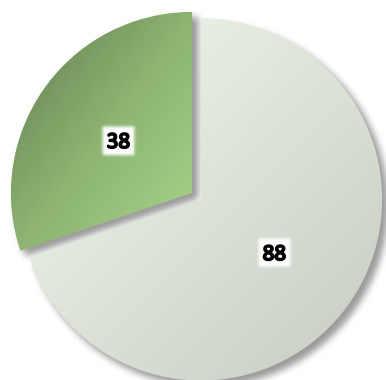
"Total Deaths" denotes Accidental Overdoses where one or more drugs contribute to the cause of death; however, every point for each drug series is inclusive, but not necessarily exclusive, of that drug. "Total deaths" represents all accidental overdoses including ones for drugs not specified above.

PLEASE NOTE THIS DATA IS PRELIMINARY INFORMATION AND SUSCEPTIBLE TO CHANGE



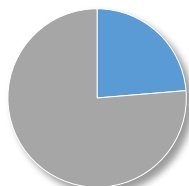
Preliminary Accidental Drug Overdose Data Report  
as of June 18, 2021

# JANUARY 2020



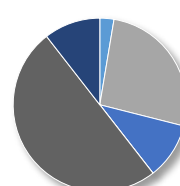
69.84% Other Causes  
0.00% Acc. Overdoses Open  
30.16% Acc. Overdoses Closed

Gender



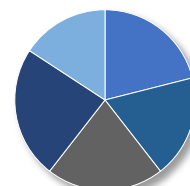
24% Female  
76% Male

Race



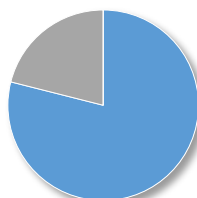
3% Asian  
26% Black  
11% Latinx  
0% Native American  
50% White  
11% Other/Unknown

Age



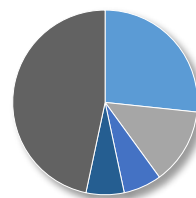
0% <15  
21% 25-34  
21% 45-54  
16% >=65  
0% 15-24  
18% 35-44  
24% 55-64

Fixed Address



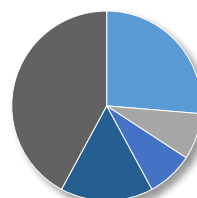
79% Yes (see residence)  
21% No  
0% Unknown

Residence



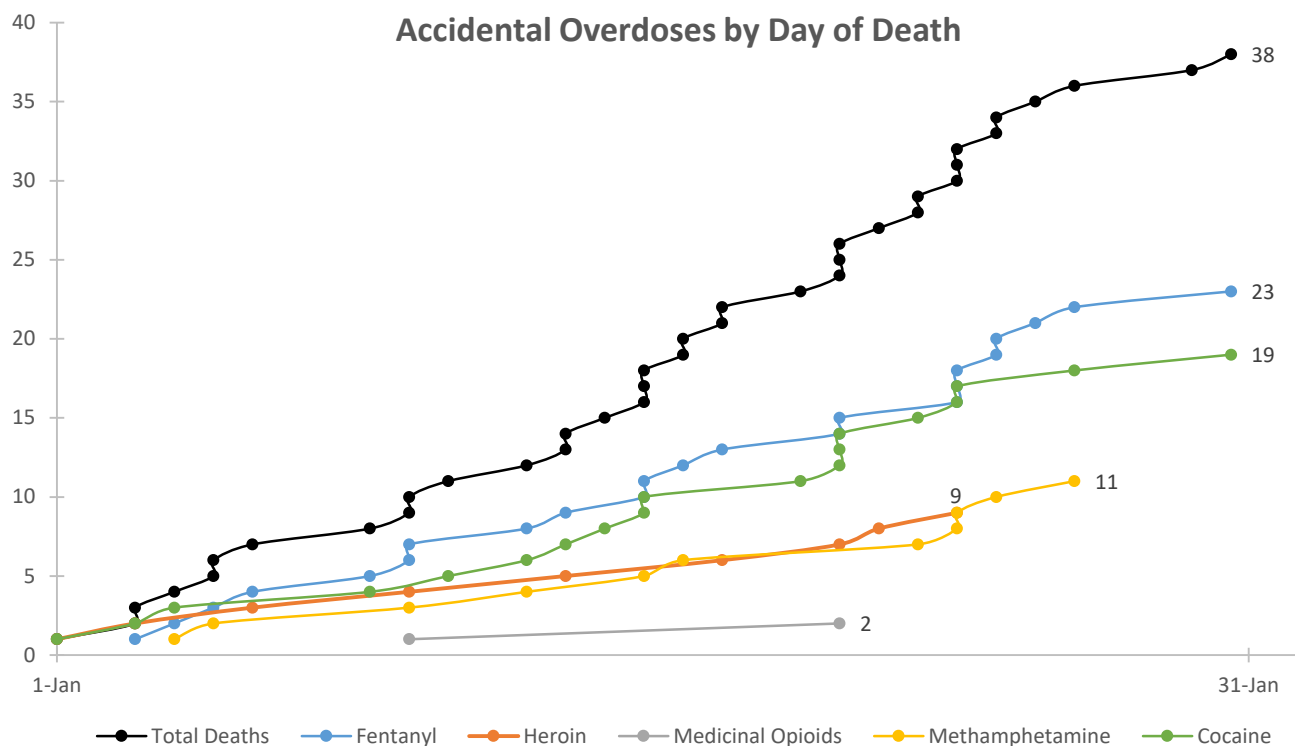
27% Tenderloin (94102)  
13% SOMA (94103)  
7% Ingleside (94112)  
7% North Beach (94133)  
47% Others

Location of Death



26% Tenderloin (94102)  
8% North Beach (94133)  
8% Nob Hill (94109)  
16% Inner Mission (94110)  
42% Others

## Accidental Overdoses by Day of Death



"Acc. Overdoses Open" cases do not have a final cause and manner of death classification; "Acc. Overdoses Closed" cases have a final cause and manner of death classification.

"No fixed address" denotes community members who may be experiencing homelessness.

"Residence" denotes address where decedent lived; "Location of Death" denotes the location where death was declared. For "Residence" and "Location of Death", the 4 most affected neighborhoods are represented, the "Others" category refers to all other zip codes within the City and County of San Francisco and any of out county residences.

"Gender" refers to gender at time of death.

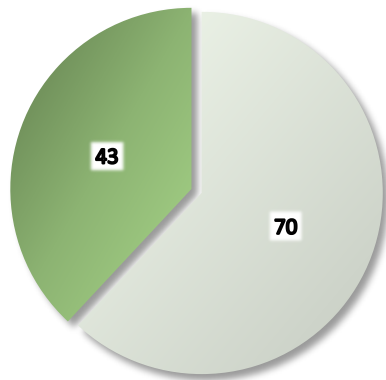
"Total Deaths" denotes Accidental Overdoses where one or more drugs contribute to the cause of death; however, every point for each drug series is inclusive, but not necessarily exclusive, of that drug. "Total deaths" represents all accidental overdoses including ones for drugs not specified above.

PLEASE NOTE THIS DATA IS PRELIMINARY INFORMATION AND SUSCEPTIBLE TO CHANGE

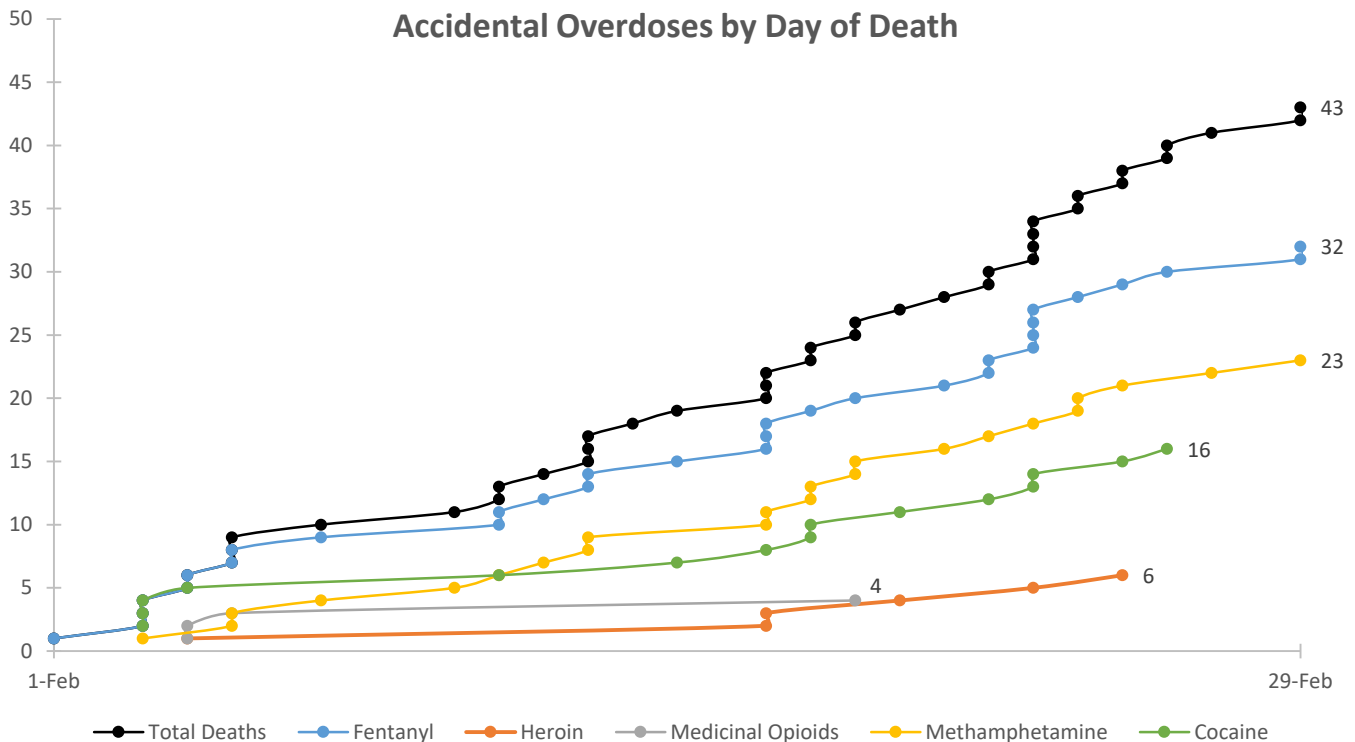
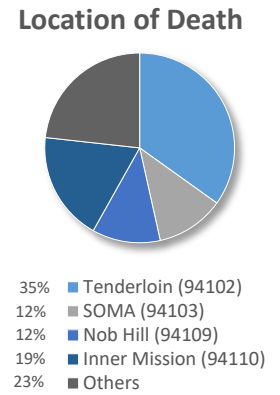
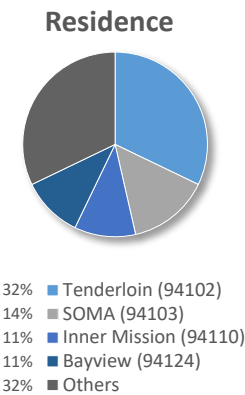
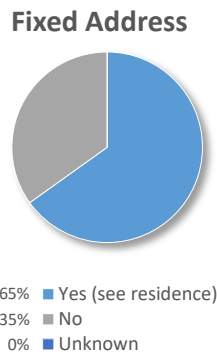
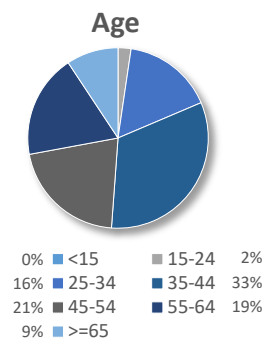
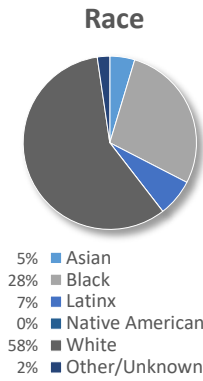
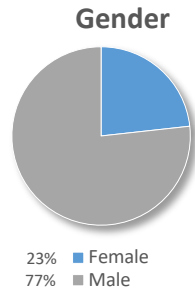


Preliminary Accidental Drug Overdose Data Report  
as of June 18, 2021

# FEBRUARY 2020



61.95% Other Causes  
0.00% Acc. Overdoses Open  
38.05% Acc. Overdoses Closed



"Acc. Overdoses Open" cases do not have a final cause and manner of death classification; "Acc. Overdoses Closed" cases have a final cause and manner of death classification.

"No fixed address" denotes community members who may be experiencing homelessness.

"Residence" denotes address where decedent lived; "Location of Death" denotes the location where death was declared. For "Residence" and "Location of Death", the 4 most affected neighborhoods are represented, the "Others" category refers to all other zip codes within the City and County of San Francisco and any of out county residences.

"Gender" refers to gender at time of death.

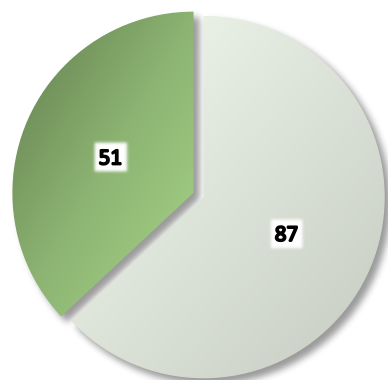
"Total Deaths" denotes Accidental Overdoses where one or more drugs contribute to the cause of death; however, every point for each drug series is inclusive, but not necessarily exclusive, of that drug. "Total deaths" represents all accidental overdoses including ones for drugs not specified above.

PLEASE NOTE THIS DATA IS PRELIMINARY INFORMATION AND SUSCEPTIBLE TO CHANGE



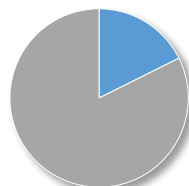
Preliminary Accidental Drug Overdose Data Report  
as of June 18, 2021

# MARCH 2020



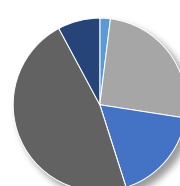
63.04% Other Causes  
0.00% Acc. Overdoses Open  
36.96% Acc. Overdoses Closed

Gender



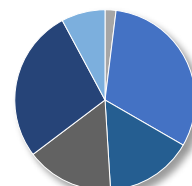
18% Female  
82% Male

Race



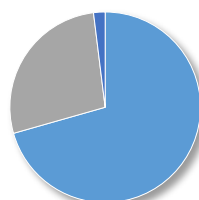
2% Asian  
25% Black  
18% Latinx  
0% Native American  
47% White  
8% Other/Unknown

Age



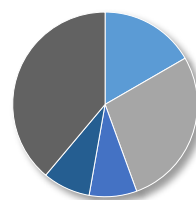
0% <15  
31% 15-24  
16% 25-34  
8% 35-44  
27% 45-54  
2% >=65

Fixed Address



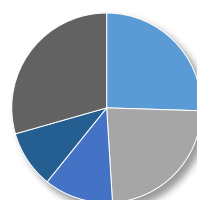
71% Yes (see residence)  
27% No  
2% Unknown

Residence



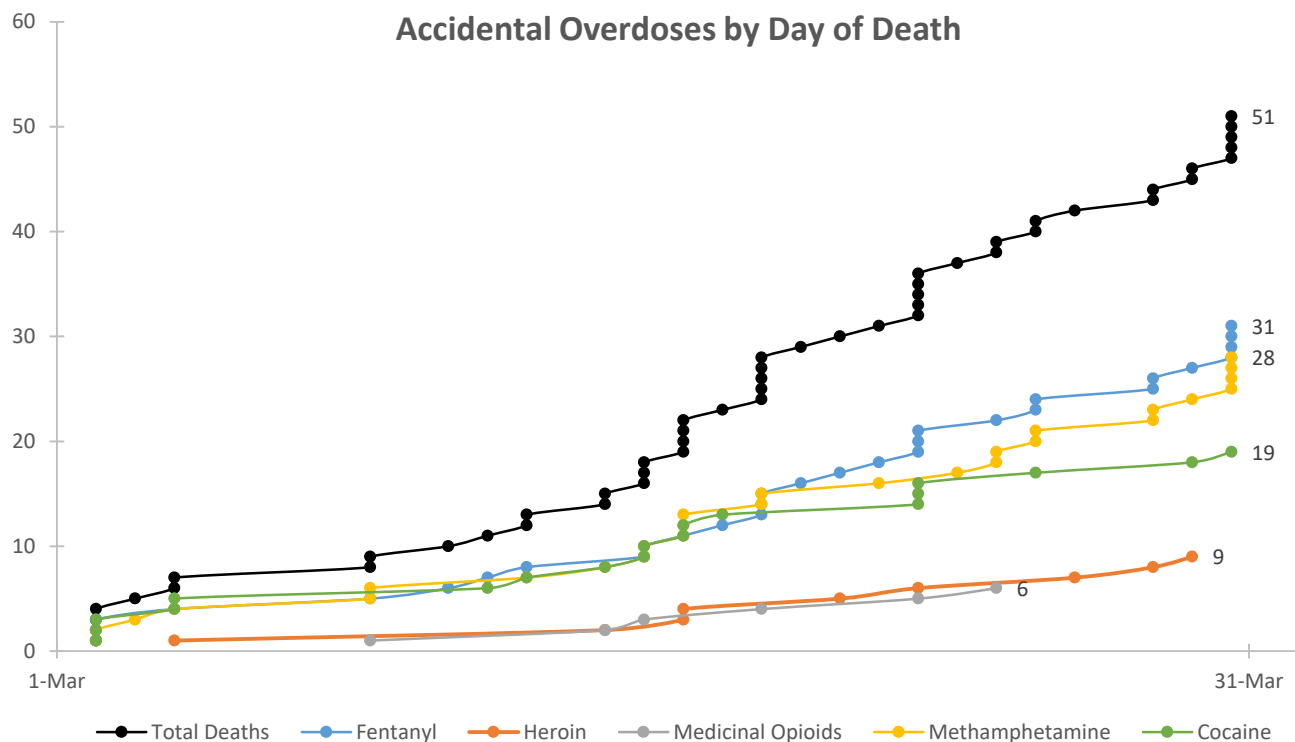
17% Tenderloin (94102)  
28% SOMA (94103)  
8% Inner Mission (94110)  
8% Twin Peaks (94131)  
39% Others

Location of Death



25% Tenderloin (94102)  
24% SOMA (94103)  
12% Nob Hill (94109)  
10% Inner Mission (94110)  
29% Others

## Accidental Overdoses by Day of Death



"Acc. Overdoses Open" cases do not have a final cause and manner of death classification; "Acc. Overdoses Closed" cases have a final cause and manner of death classification.

"No fixed address" denotes community members who may be experiencing homelessness.

"Residence" denotes address where decedent lived; "Location of Death" denotes the location where death was declared. For "Residence" and "Location of Death", the 4 most affected neighborhoods are represented, the "Others" category refers to all other zip codes within the City and County of San Francisco and any of out county residences.

"Gender" refers to gender at time of death.

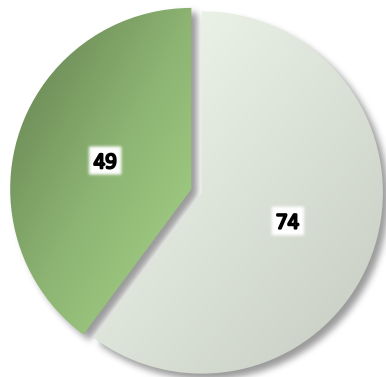
"Total Deaths" denotes Accidental Overdoses where one or more drugs contribute to the cause of death; however, every point for each drug series is inclusive, but not necessarily exclusive, of that drug. "Total deaths" represents all accidental overdoses including ones for drugs not specified above.

PLEASE NOTE THIS DATA IS PRELIMINARY INFORMATION AND SUSCEPTIBLE TO CHANGE



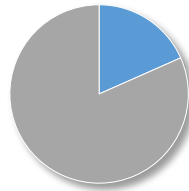
Preliminary Accidental Drug Overdose Data Report  
as of June 18, 2021

# APRIL 2020



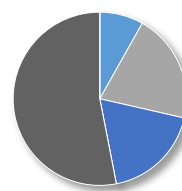
60.16% Other Causes  
0.00% Acc. Overdoses Open  
39.84% Acc. Overdoses Closed

Gender



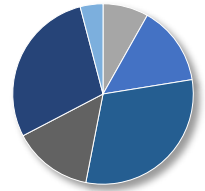
18% Female  
82% Male

Race



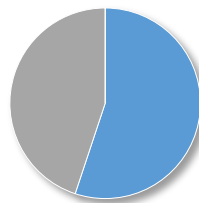
8% Asian  
20% Black  
18% Latinx  
0% Native American  
53% White  
0% Other/Unknown

Age



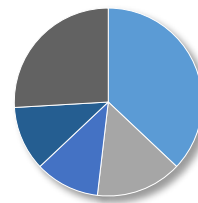
0% <15  
14% 15-24  
31% 25-34  
29% 35-44  
14% 45-54  
4% >=65

Fixed Address



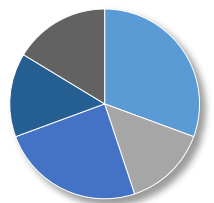
55% Yes (see residence)  
45% No  
0% Unknown

Residence



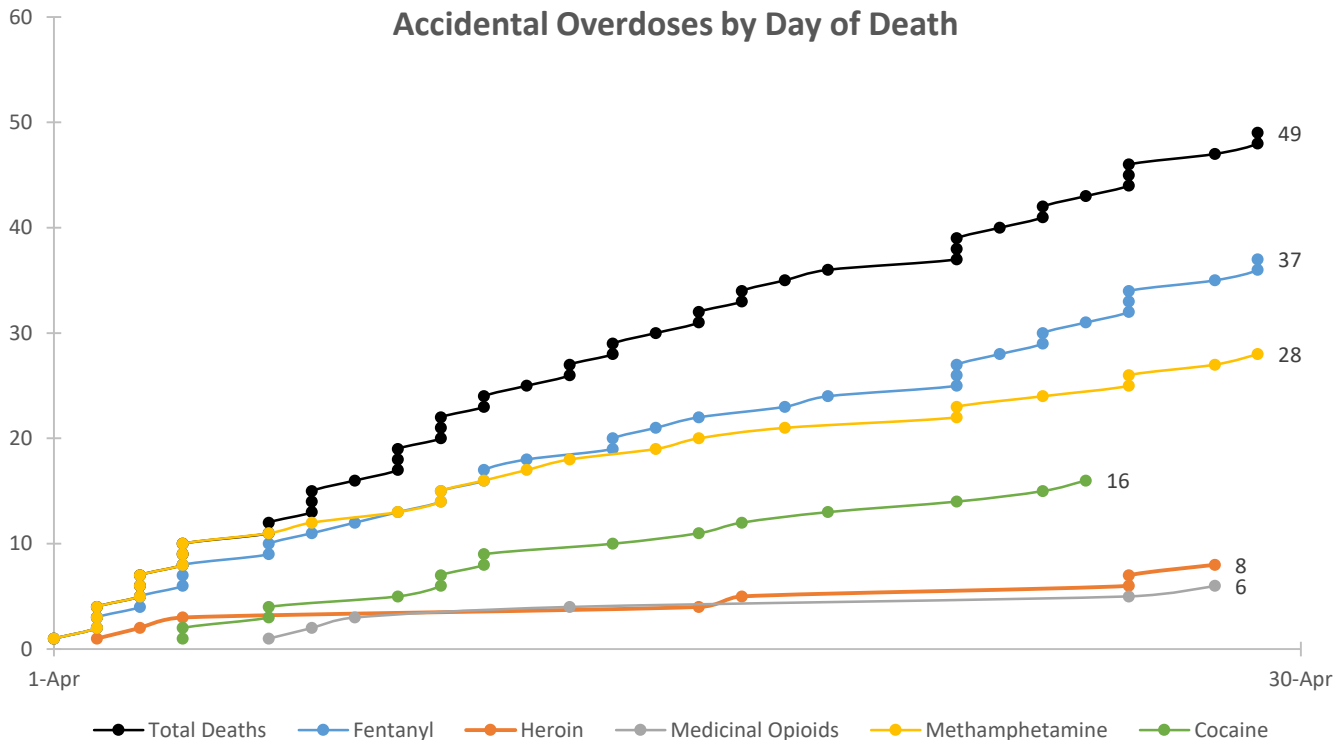
37% Tenderloin (94102)  
15% Nob Hill (94109)  
11% Haight-Ashbury (94117)  
11% Inner Mission (94110)  
26% Others

Location of Death



31% Tenderloin (94102)  
14% SOMA (94103)  
24% Nob Hill (94109)  
14% Inner Mission (94110)  
16% Others

## Accidental Overdoses by Day of Death



"Acc. Overdoses Open" cases do not have a final cause and manner of death classification; "Acc. Overdoses Closed" cases have a final cause and manner of death classification.

"No fixed address" denotes community members who may be experiencing homelessness.

"Residence" denotes address where decedent lived; "Location of Death" denotes the location where death was declared. For "Residence" and "Location of Death", the 4 most affected neighborhoods are represented, the "Others" category refers to all other zip codes within the City and County of San Francisco and any of out county residences.

"Gender" refers to gender at time of death.

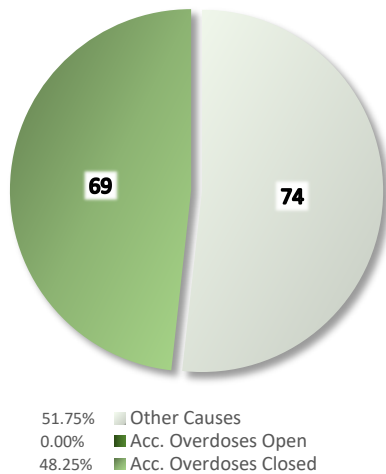
"Total Deaths" denotes Accidental Overdoses where one or more drugs contribute to the cause of death; however, every point for each drug series is inclusive, but not necessarily exclusive, of that drug. "Total deaths" represents all accidental overdoses including ones for drugs not specified above.

PLEASE NOTE THIS DATA IS PRELIMINARY INFORMATION AND SUSCEPTIBLE TO CHANGE

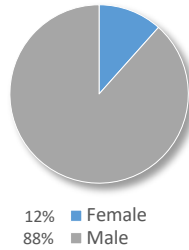


Preliminary Accidental Drug Overdose Data Report  
as of June 18, 2021

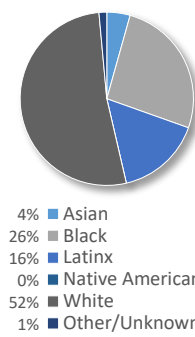
# MAY 2020



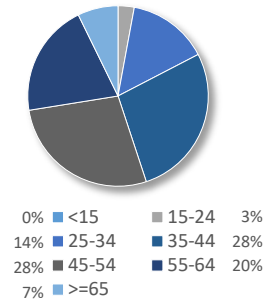
Gender



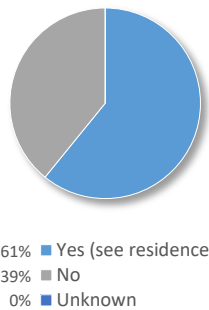
Race



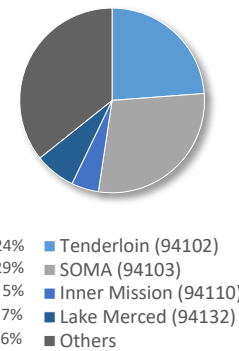
Age



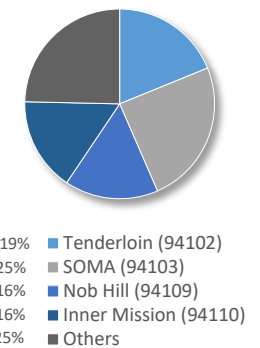
Fixed Address



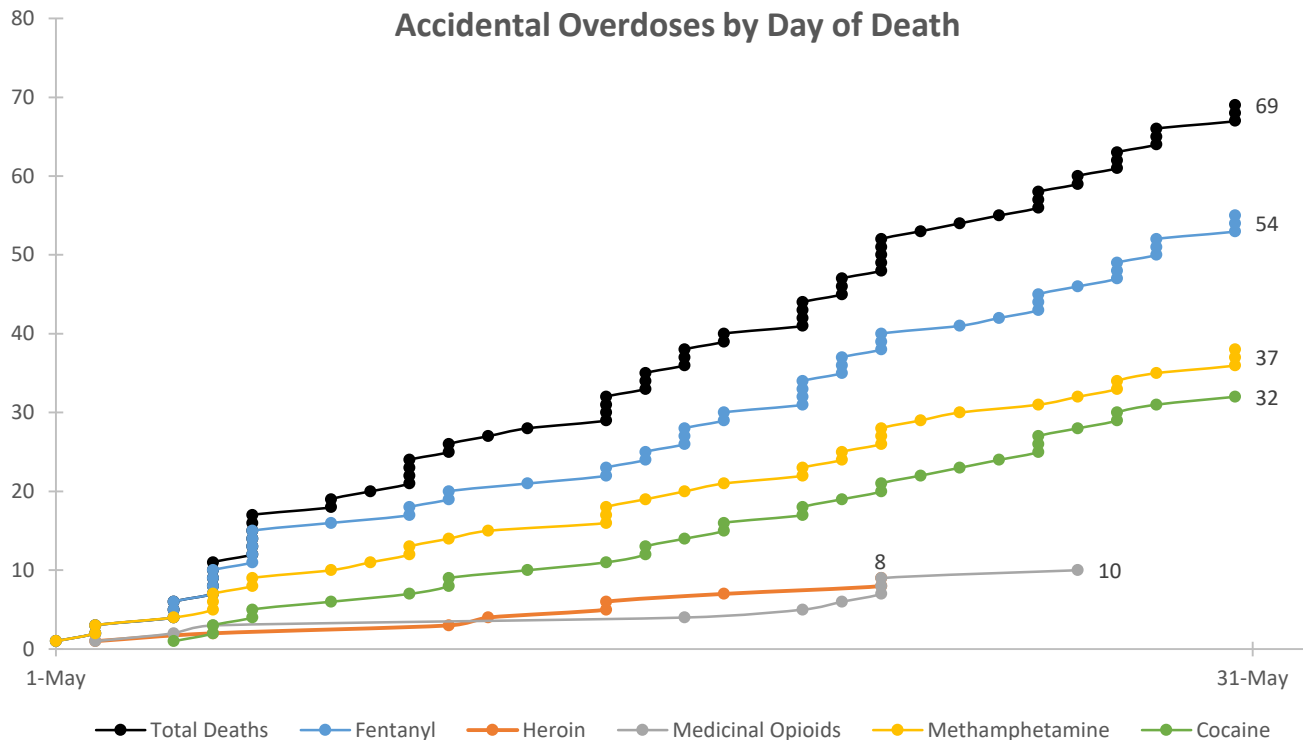
Residence



Location of Death



## Accidental Overdoses by Day of Death



"Acc. Overdoses Open" cases do not have a final cause and manner of death classification; "Acc. Overdoses Closed" cases have a final cause and manner of death classification.

"No fixed address" denotes community members who may be experiencing homelessness.

"Residence" denotes address where decedent lived; "Location of Death" denotes the location where death was declared. For "Residence" and "Location of Death", the 4 most affected neighborhoods are represented, the "Others" category refers to all other zip codes within the City and County of San Francisco and any of out county residences.

"Gender" refers to gender at time of death.

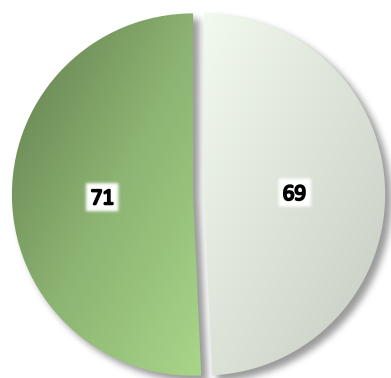
"Total Deaths" denotes Accidental Overdoses where one or more drugs contribute to the cause of death; however, every point for each drug series is inclusive, but not necessarily exclusive, of that drug. "Total deaths" represents all accidental overdoses including ones for drugs not specified above.

PLEASE NOTE THIS DATA IS PRELIMINARY INFORMATION AND SUSCEPTIBLE TO CHANGE



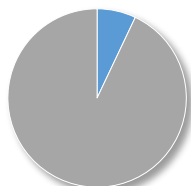
Preliminary Accidental Drug Overdose Data Report  
as of June 18, 2021

# JUNE 2020



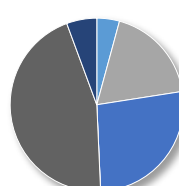
49.29% Other Causes  
0.00% Acc. Overdoses Open  
50.71% Acc. Overdoses Closed

Gender



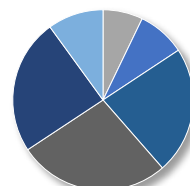
7% Female  
93% Male

Race



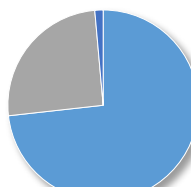
4% Asian  
18% Black  
27% Latinx  
0% Native American  
45% White  
6% Other/Unknown

Age



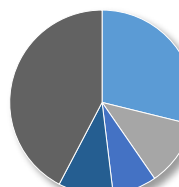
0% <15  
8% 25-34  
27% 45-54  
10% >=65  
7% 15-24  
23% 35-44  
24% 55-64

Fixed Address



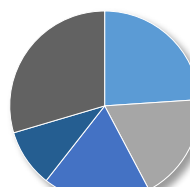
73% Yes (see residence)  
25% No  
1% Unknown

Residence



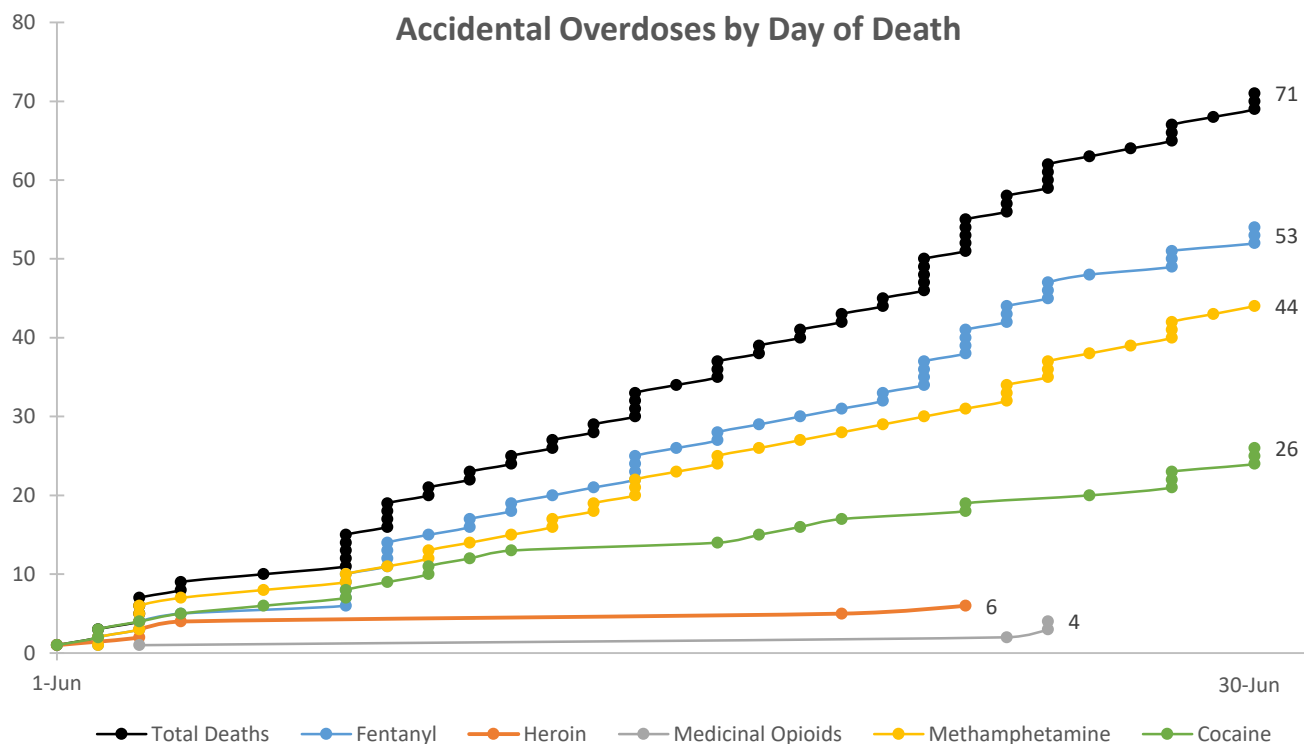
29% Tenderloin (94102)  
12% SOMA (94103)  
8% Chinatown (94108)  
10% Nob Hill (94109)  
42% Others

Location of Death



24% Tenderloin (94102)  
18% SOMA (94103)  
18% Nob Hill (94109)  
10% Inner Mission (94110)  
30% Others

## Accidental Overdoses by Day of Death



"Acc. Overdoses Open" cases do not have a final cause and manner of death classification; "Acc. Overdoses Closed" cases have a final cause and manner of death classification.

"No fixed address" denotes community members who may be experiencing homelessness.

"Residence" denotes address where decedent lived; "Location of Death" denotes the location where death was declared. For "Residence" and "Location of Death", the 4 most affected neighborhoods are represented, the "Others" category refers to all other zip codes within the City and County of San Francisco and any of out county residences.

"Gender" refers to gender at time of death.

"Total Deaths" denotes Accidental Overdoses where one or more drugs contribute to the cause of death; however, every point for each drug series is inclusive, but not necessarily exclusive, of that drug. "Total deaths" represents all accidental overdoses including ones for drugs not specified above.

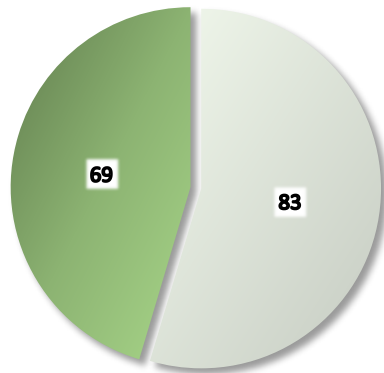
PLEASE NOTE THIS DATA IS PRELIMINARY INFORMATION AND SUSCEPTIBLE TO CHANGE





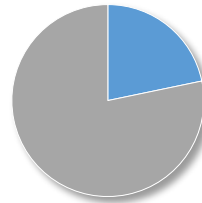
Preliminary Accidental Drug Overdose Data Report  
as of June 18, 2021

# JULY 2020



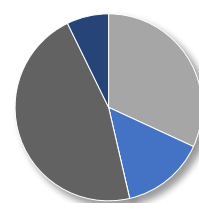
54.61% Other Causes  
0.00% Acc. Overdoses Open  
45.39% Acc. Overdoses Closed

## Gender



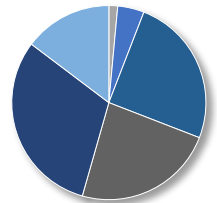
22% Female  
78% Male

## Race



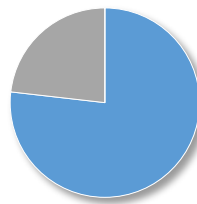
0% Asian  
32% Black  
14% Latinx  
0% Native American  
46% White  
7% Other/Unknown

## Age



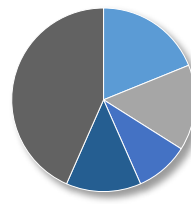
0% <15  
4% 15-24  
23% 25-34  
14% 35-44  
25% 45-54  
30% 55-64  
1% >=65

## Fixed Address



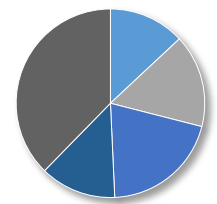
77% Yes (see residence)  
23% No  
0% Unknown

## Residence



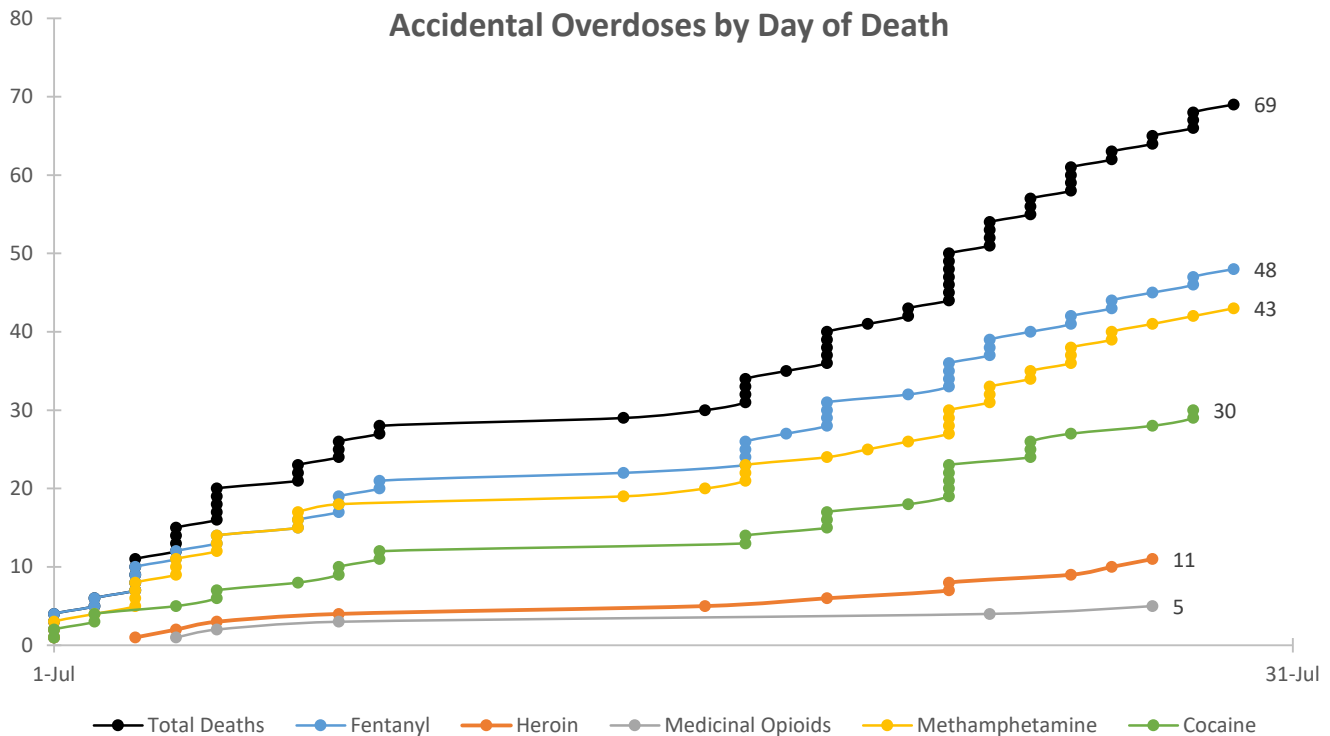
19% Tenderloin (94102)  
15% SOMA (94103)  
9% Inner Mission (94110)  
13% Nob Hill (94109)  
43% Others

## Location of Death



13% Tenderloin (94102)  
16% SOMA (94103)  
20% Nob Hill (94109)  
13% Inner Mission (94110)  
38% Others

## Accidental Overdoses by Day of Death



"Acc. Overdoses Open" cases do not have a final cause and manner of death classification; "Acc. Overdoses Closed" cases have a final cause and manner of death classification.

"No fixed address" denotes community members who may be experiencing homelessness.

"Residence" denotes address where decedent lived; "Location of Death" denotes the location where death was declared. For "Residence" and "Location of Death", the 4 most affected neighborhoods are represented, the "Others" category refers to all other zip codes within the City and County of San Francisco and any of out county residences.

"Gender" refers to gender at time of death.

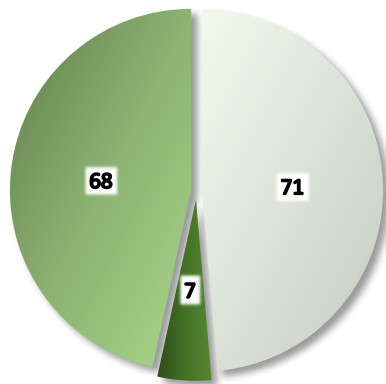
"Total Deaths" denotes Accidental Overdoses where one or more drugs contribute to the cause of death; however, every point for each drug series is inclusive, but not necessarily exclusive, of that drug. "Total deaths" represents all accidental overdoses including ones for drugs not specified above.

PLEASE NOTE THIS DATA IS PRELIMINARY INFORMATION AND SUSCEPTIBLE TO CHANGE



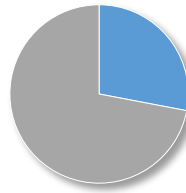
Preliminary Accidental Drug Overdose Data Report  
as of June 18, 2021

# AUGUST 2020



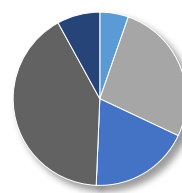
48.63% Other Causes  
4.79% Acc. Overdoses Open  
46.58% Acc. Overdoses Closed

Gender



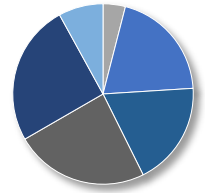
28% Female  
72% Male

Race



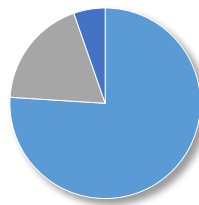
5% Asian  
27% Black  
19% Latinx  
0% Native American  
41% White  
8% Other/Unknown

Age



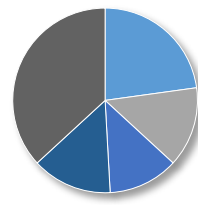
0% <15  
20% 15-24  
24% 25-34  
8% 35-44  
25% 45-54  
19% 55-64  
4% >=65

Fixed Address



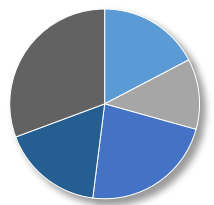
76% Yes (see residence)  
19% No  
5% Unknown

Residence



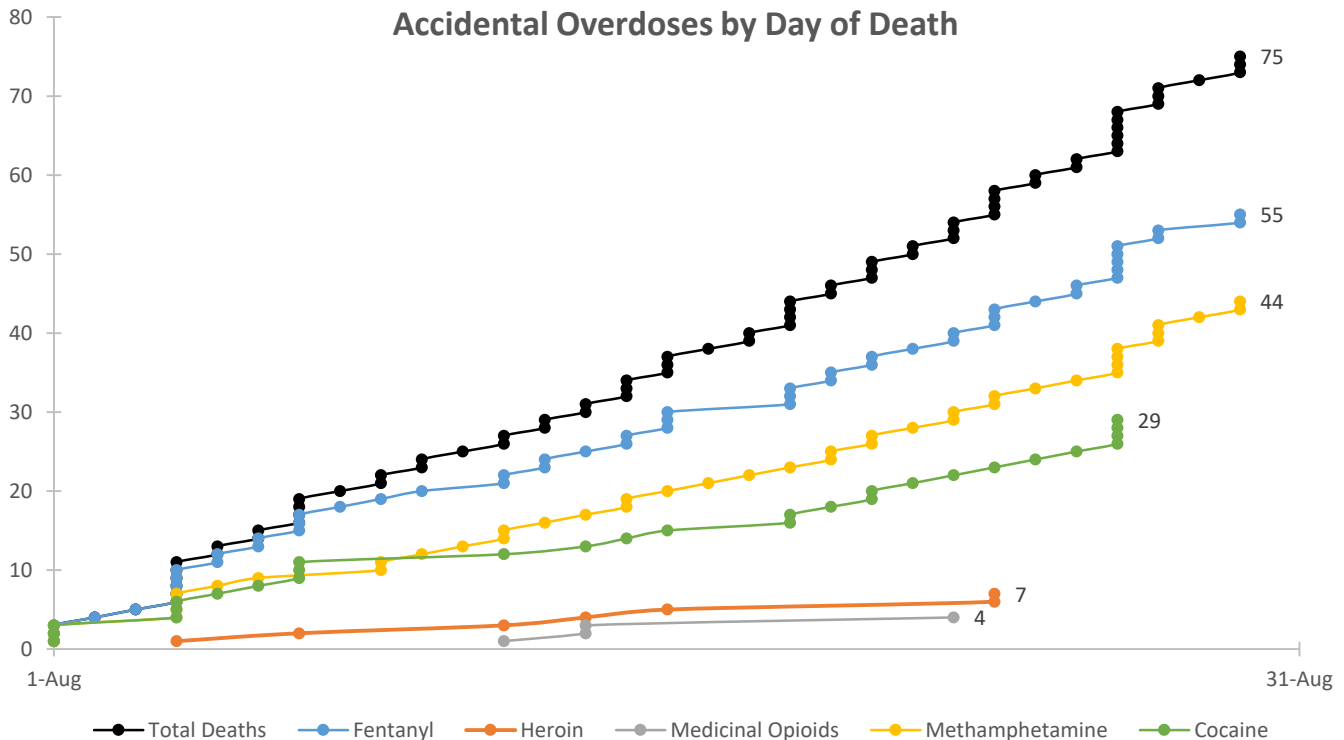
23% Tenderloin (94102)  
14% SOMA (94103)  
12% Inner Mission (94110)  
14% Nob Hill (94109)  
37% Others

Location of Death



17% Tenderloin (94102)  
12% SOMA (94103)  
23% Nob Hill (94109)  
17% Inner Mission (94110)  
31% Others

Accidental Overdoses by Day of Death



"Acc. Overdoses Open" cases do not have a final cause and manner of death classification; "Acc. Overdoses Closed" cases have a final cause and manner of death classification.

"No fixed address" denotes community members who may be experiencing homelessness.

"Residence" denotes address where decedent lived; "Location of Death" denotes the location where death was declared. For "Residence" and "Location of Death", the 4 most affected neighborhoods are represented, the "Others" category refers to all other zip codes within the City and County of San Francisco and any of out county residences.

"Gender" refers to gender at time of death.

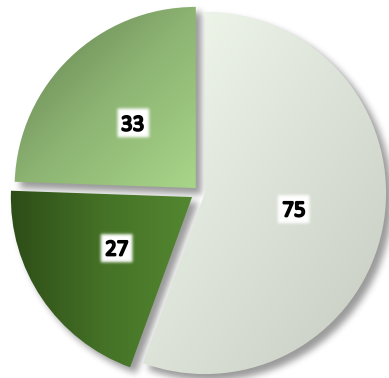
"Total Deaths" denotes Accidental Overdoses where one or more drugs contribute to the cause of death; however, every point for each drug series is inclusive, but not necessarily exclusive, of that drug. "Total deaths" represents all accidental overdoses including ones for drugs not specified above.

PLEASE NOTE THIS DATA IS PRELIMINARY INFORMATION AND SUSCEPTIBLE TO CHANGE



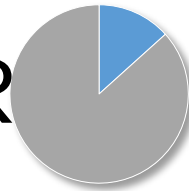
Preliminary Accidental Drug Overdose Data Report  
as of June 18, 2021

# SEPTEMBER 2020



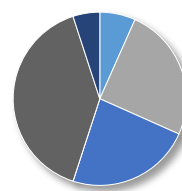
55.56% Other Causes  
20.00% Acc. Overdoses Open  
24.44% Acc. Overdoses Closed

Gender



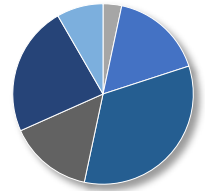
13% Female  
87% Male

Race



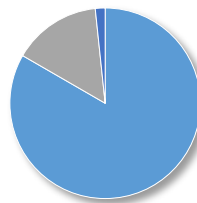
7% Asian  
25% Black  
23% Latinx  
0% Native American  
40% White  
5% Other/Unknown

Age



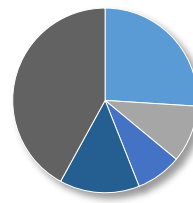
0% <15  
3% 15-24  
33% 25-34  
23% 35-44  
15% 45-54  
8% >=65

Fixed Address



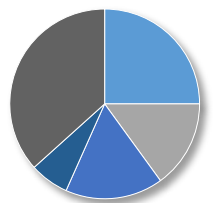
83% Yes (see residence)  
15% No  
2% Unknown

Residence



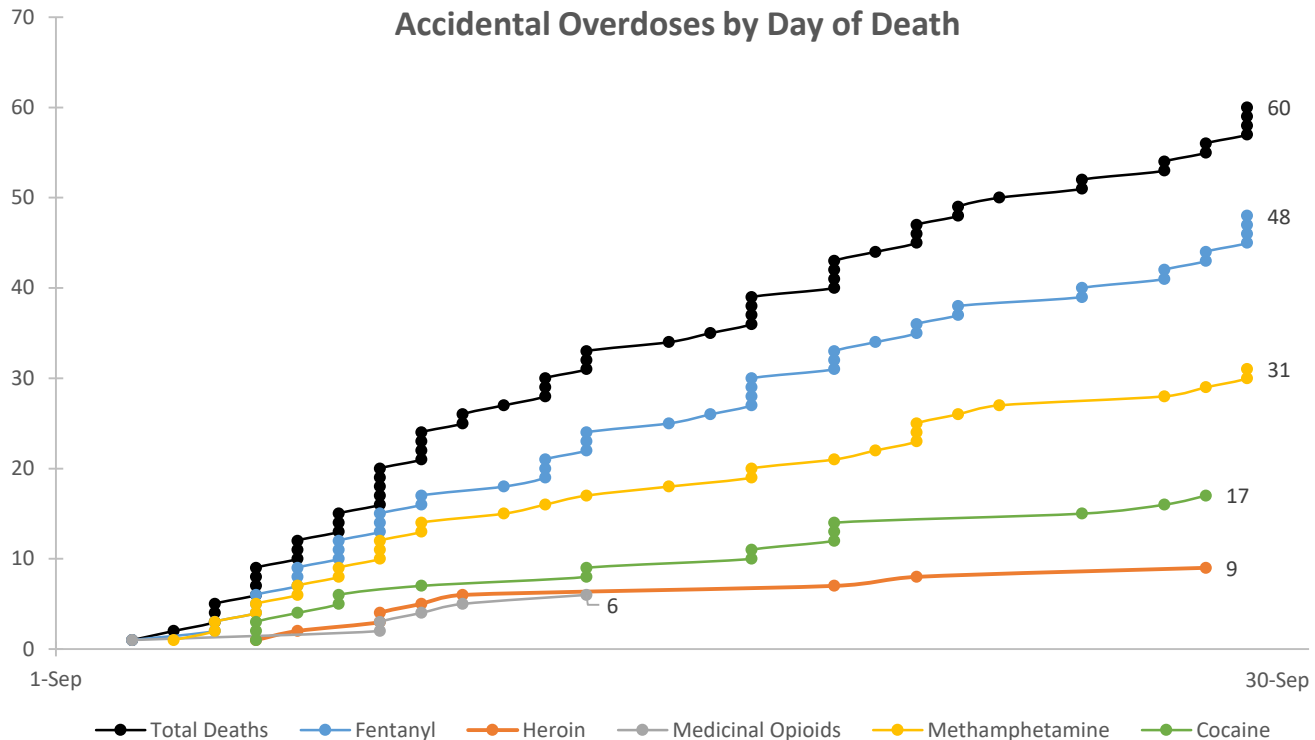
26% Tenderloin (94102)  
10% SOMA (94103)  
8% Ingleside (94112)  
14% Nob Hill (94109)  
42% Others

Location of Death



25% Tenderloin (94102)  
15% SOMA (94103)  
17% Nob Hill (94109)  
7% Inner Mission (94110)  
37% Others

Accidental Overdoses by Day of Death



"Acc. Overdoses Open" cases do not have a final cause and manner of death classification; "Acc. Overdoses Closed" cases have a final cause and manner of death classification.

"No fixed address" denotes community members who may be experiencing homelessness.

"Residence" denotes address where decedent lived; "Location of Death" denotes the location where death was declared. For "Residence" and "Location of Death", the 4 most affected neighborhoods are represented, the "Others" category refers to all other zip codes within the City and County of San Francisco and any of out county residences.

"Gender" refers to gender at time of death.

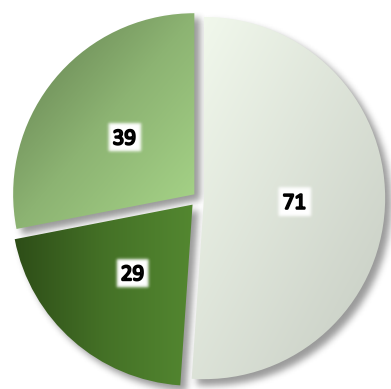
"Total Deaths" denotes Accidental Overdoses where one or more drugs contribute to the cause of death; however, every point for each drug series is inclusive, but not necessarily exclusive, of that drug. "Total deaths" represents all accidental overdoses including ones for drugs not specified above.

PLEASE NOTE THIS DATA IS PRELIMINARY INFORMATION AND SUSCEPTIBLE TO CHANGE

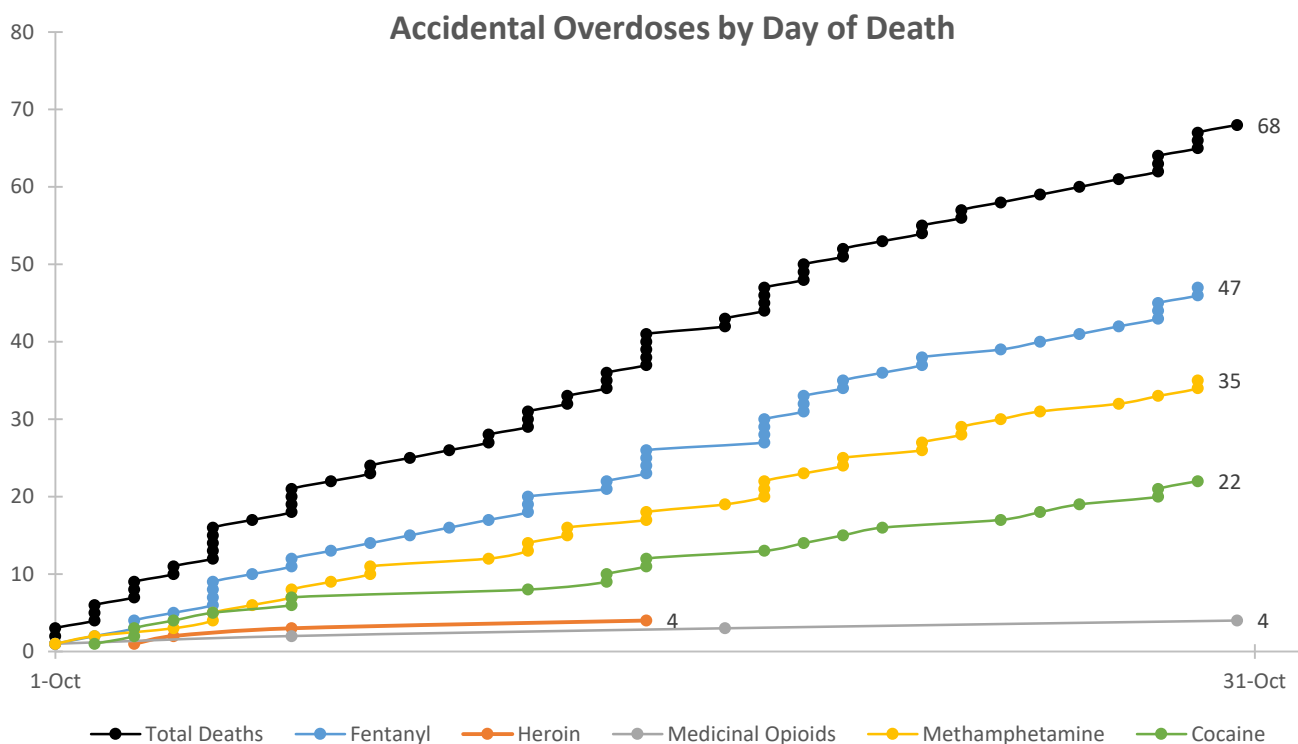
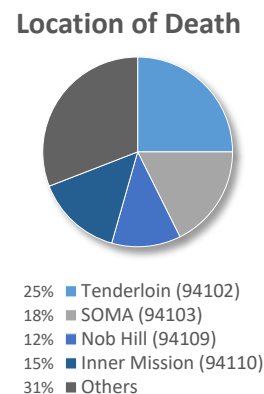
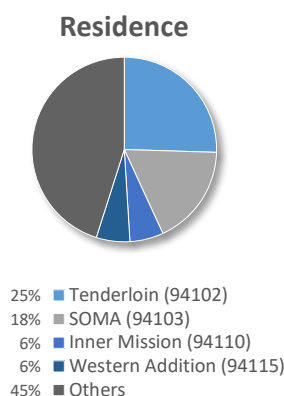
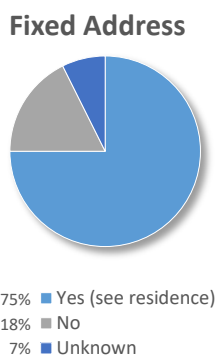
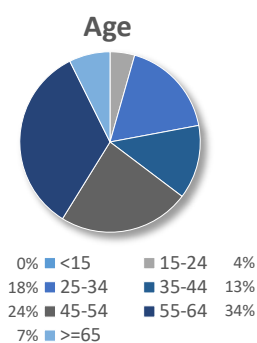
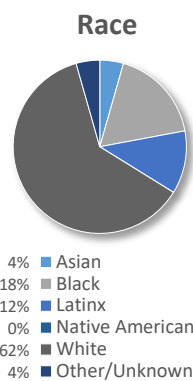
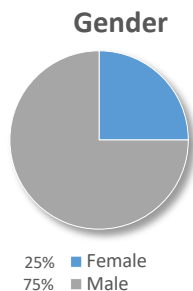


Preliminary Accidental Drug Overdose Data Report  
as of June 18, 2021

# OCTOBER 2020



51.08% Other Causes  
20.86% Acc. Overdoses Open  
28.06% Acc. Overdoses Closed



"Acc. Overdoses Open" cases do not have a final cause and manner of death classification; "Acc. Overdoses Closed" cases have a final cause and manner of death classification.

"No fixed address" denotes community members who may be experiencing homelessness.

"Residence" denotes address where decedent lived; "Location of Death" denotes the location where death was declared. For "Residence" and "Location of Death", the 4 most affected neighborhoods are represented, the "Others" category refers to all other zip codes within the City and County of San Francisco and any of out county residences.

"Gender" refers to gender at time of death.

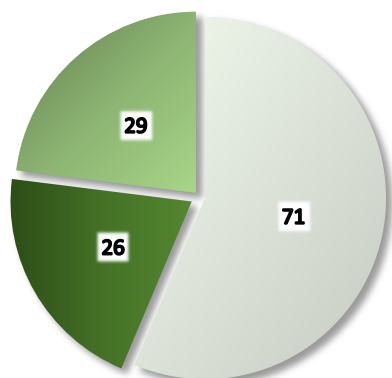
"Total Deaths" denotes Accidental Overdoses where one or more drugs contribute to the cause of death; however, every point for each drug series is inclusive, but not necessarily exclusive, of that drug. "Total deaths" represents all accidental overdoses including ones for drugs not specified above.

PLEASE NOTE THIS DATA IS PRELIMINARY INFORMATION AND SUSCEPTIBLE TO CHANGE



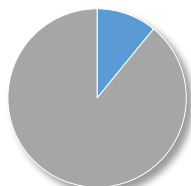
Preliminary Accidental Drug Overdose Data Report  
as of June 18, 2021

# NOVEMBER 2020



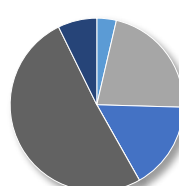
56.35% Other Causes  
20.63% Acc. Overdoses Open  
23.02% Acc. Overdoses Closed

Gender



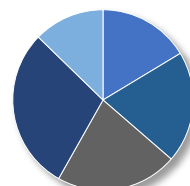
11% Female  
89% Male

Race



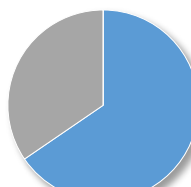
4% Asian  
22% Black  
16% Latinx  
0% Native American  
51% White  
7% Other/Unknown

Age



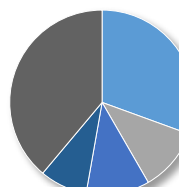
0% <15  
16% 25-34  
22% 45-54  
13% >=65  
0% 15-24  
20% 35-44  
29% 55-64

Fixed Address



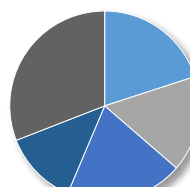
65% Yes (see residence)  
35% No  
0% Unknown

Residence



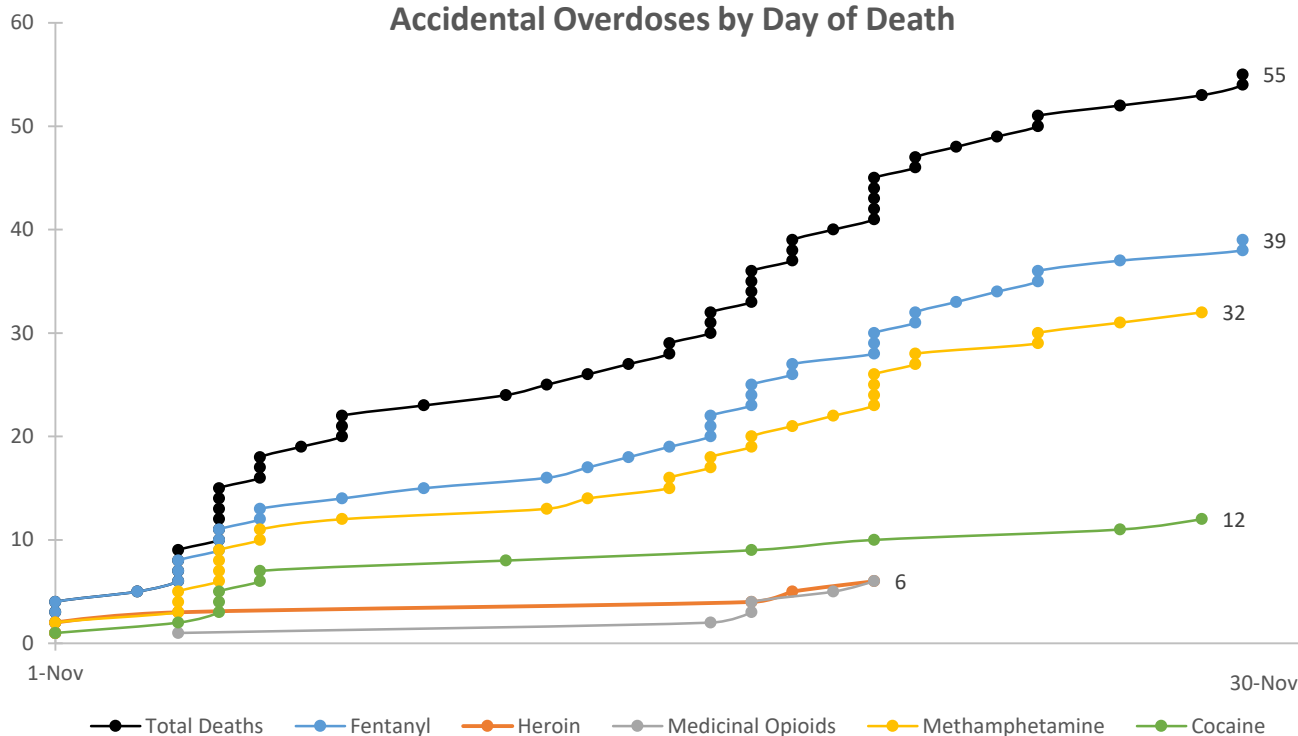
31% Tenderloin (94102)  
11% SOMA (94103)  
11% Nob Hill (94109)  
8% North Beach (94133)  
39% Others

Location of Death



20% Tenderloin (94102)  
16% SOMA (94103)  
20% Nob Hill (94109)  
13% Inner Mission (94110)  
31% Others

Accidental Overdoses by Day of Death



"Acc. Overdoses Open" cases do not have a final cause and manner of death classification; "Acc. Overdoses Closed" cases have a final cause and manner of death classification.

"No fixed address" denotes community members who may be experiencing homelessness.

"Residence" denotes address where decedent lived; "Location of Death" denotes the location where death was declared. For "Residence" and "Location of Death", the 4 most affected neighborhoods are represented, the "Others" category refers to all other zip codes within the City and County of San Francisco and any of out county residences.

"Gender" refers to gender at time of death.

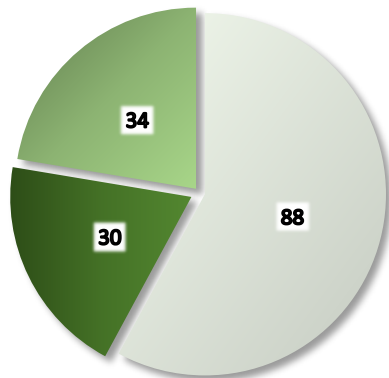
"Total Deaths" denotes Accidental Overdoses where one or more drugs contribute to the cause of death; however, every point for each drug series is inclusive, but not necessarily exclusive, of that drug. "Total deaths" represents all accidental overdoses including ones for drugs not specified above.

PLEASE NOTE THIS DATA IS PRELIMINARY INFORMATION AND SUSCEPTIBLE TO CHANGE



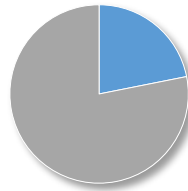
Preliminary Accidental Drug Overdose Data Report  
as of June 18, 2021

# DECEMBER 2020



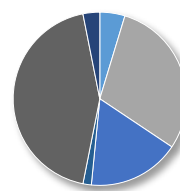
57.89% Other Causes  
19.74% Acc. Overdoses Open  
22.37% Acc. Overdoses Closed

Gender



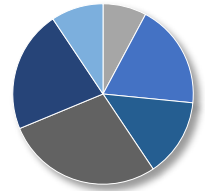
22% Female  
78% Male

Race



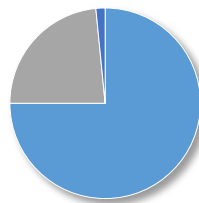
5% Asian  
30% Black  
17% Latinx  
2% Native American  
44% White  
3% Other/Unknown

Age



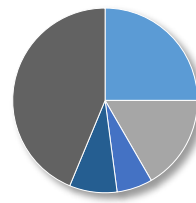
0% <15  
19% 25-34  
28% 45-54  
9% >=65  
8% 15-24  
14% 35-44  
22% 55-64

Fixed Address



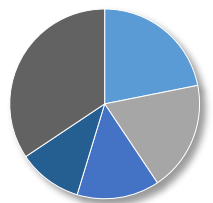
75% Yes (see residence)  
23% No  
2% Unknown

Residence



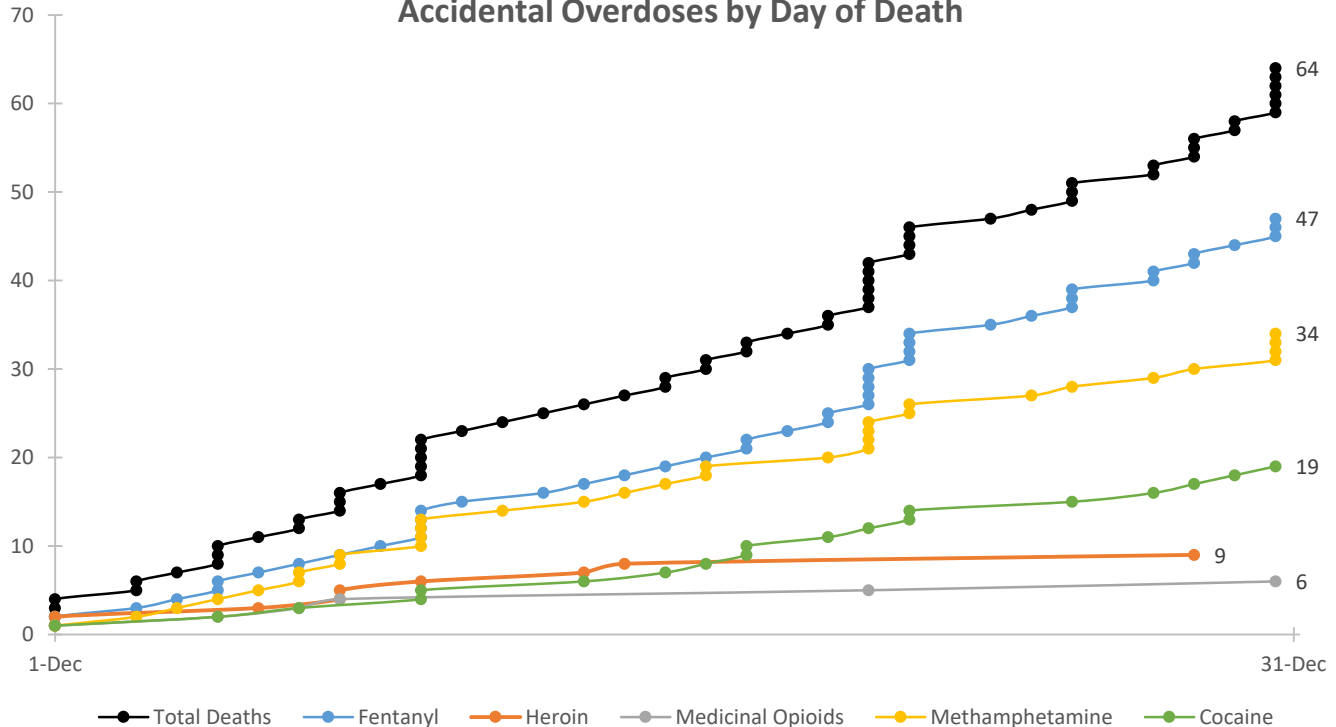
25% Tenderloin (94102)  
17% SOMA (94103)  
6% Inner Mission (94110)  
8% Nob Hill (94109)  
44% Others

Location of Death



22% Tenderloin (94102)  
19% SOMA (94103)  
14% Nob Hill (94109)  
11% Inner Mission (94110)  
34% Others

## Accidental Overdoses by Day of Death



"Acc. Overdoses Open" cases do not have a final cause and manner of death classification; "Acc. Overdoses Closed" cases have a final cause and manner of death classification.

"No fixed address" denotes community members who may be experiencing homelessness.

"Residence" denotes address where decedent lived; "Location of Death" denotes the location where death was declared. For "Residence" and "Location of Death", the 4 most affected neighborhoods are represented, the "Others" category refers to all other zip codes within the City and County of San Francisco and any of out county residences.

"Gender" refers to gender at time of death.

"Total Deaths" denotes Accidental Overdoses where one or more drugs contribute to the cause of death; however, every point for each drug series is inclusive, but not necessarily exclusive, of that drug. "Total deaths" represents all accidental overdoses including ones for drugs not specified above.

**PLEASE NOTE THIS DATA IS PRELIMINARY INFORMATION AND SUSCEPTIBLE TO CHANGE**