



MEN'S BASKETBALL



2021-22 MEDIA INFORMATION



UNIVERSITY INFORMATION

Location	Columbus, Ohio
Population	1.7 million
Founded	1870
Joined Big Ten	1912
Enrollment	57,466
Nickname	Buckeyes
Colors	Scarlet and Gray
Band ..	The Ohio State University Marching Band
President	Kristina M. Johnson, PhD
Director of Athletics	Gene Smith
Senior Woman Administrator	Janine Oman
Faculty Representative	John E. Davidson
Website	OhioStateBuckeyes.com

TEAM HISTORY

First Year of Basketball	1898
All-Time Record (Years)* 1,730-1,113 (123rd season)	
NCAA Appearances	30
(1939-44-45-46-50-60-61-62-68-71-80-82-83-85-87-90-91-92-2006-07-09-10-11-12-13-14-15-18-19-21)	
NCAA Record	51-29 (30)
National Championships	1 (1960)
National Runners-up	4 (1939-61-62-2007)
NCAA Final Fours	10
.....(1939-44-45-46-60-61-62-68-07-12)	
NCAA Elite Eights	14
(1939-44-45-46- 50-60-61-62-68-71-92-07-12-13)	
NCAA SWEET 16s	14
.....(1960-62-68-71-80-83-91-92-07-10-11-12-13)	
NIT Appearances	9
.....(1979-84-86-88-89-93-03-08-16)	
NIT Record	19-8
NIT Championships	2 (1986, 2008)
NIT Runner-up	1 (1988)
Big Ten Conference Season	109th
All-Time Big Ten Regular Season Record* ...825-732	
Big Ten Championships	20
(1925-33-39-44-46-50-60-61-62-63-64-68-71-91-92-06-07-10-11-12)	
Outright Big Ten Titles	13
(1925-39-44-46-50-60-61-62-71-92-06-07-11)	
Big Ten Tournament Title Game Appearances 9	
(2003-06-07-09-10-11-12-13-21)	
Big Ten Tournament Titles	4 (2007-10-11-13)
Big Ten Tournament Record	30-16

VALUE CITY ARENA

Capacity	19,049/18,809 with students)
Year Opened	1998-99
First Game	89-61 W over Oakland, Nov. 13, 1998
Record at VCA*	285-58 (24th season)

HEAD COACH CHRIS HOLTSMANN

Alma Mater	Taylor (1994)
Record at Ohio State	87-44 (5th year)
Career Record	201-129 (11th year)
Big Ten Regular Season Record	46-32
NCAA Tournament Appearances/Record ..6/6-6	

ASSISTANT COACHES

Ryan Pedon.....	5th year (Wooster, 2000)
Jake Diebler.....	3rd year (Valparaiso, 2009)
Tony Skinn.....	1st year (George Mason, 2006)

SUPPORT STAFF

Dir. of Basketball Operations	David Egelhoff
Dir. of Professional Development ..	Terence Dials
Special Assistant to the Head Coach ..	Mike Netti
Coordinator, Recruiting & Operations	Kyle Davis
Graduate Assistant	Greg Oden
Program Assistant	Robbie Rucki
Program Assistant	John McCausland
Strength/Conditioning	Quadrian Banks
Athletic Trainer	Brad Watson
Team Physician	Dr. Grant Jones
Equipment Manager	Eric Buchanan
Athletic Academic Counselor ..	Megan Leitnaker
Athletic Administrator	Dan Cloran

ATHLETICS COMMUNICATIONS

Associate Dir. of Communications	Gary Petit
Email	petit.38@osu.edu
Cell	(740) 516-4370

RADIO

Radio Network	Ohio State Sports Network
Flagship	WBNS 97.1 FM, The Fan
Play-by-Play	Paul Keels
Expert Analyst	Ronnie Stokes
Executive Producer	Skip Mosaic
Email	skip.mosaic@radioohio.com

**The NCAA vacated 113 games (82-31) between 1998-99 and 2001-02.*

CONTENTS


Rich in Tradition.....	1-2
Basketball Alumni.....	3
National Exposure.....	4-6
Evan Turner Awards.....	7
Ohio State and the NBA.....	8-9
Ohio State and USA Basketball.....	10
Men's Basketball Practice Facility.....	11-12
2021-22 Roster.....	13
2021-22 Ohio State Buckeyes.....	14-27
Chris Holtmann, Head Coach.....	28-30
Ryan Pedon, Assistant Coach.....	31
Jake Diebler, Assistant Coach.....	31
Ton Skinn, Assistant Coach.....	32
David Egelhoff, Dir. of Basketball Operations..	32
Quadrian Banks, Strength & Conditioning.....	33
Mike Netti, Assistant to the Head Coach.....	33
Terence Dials, Dir. of Professional Development....	33
Men's Basketball Support Staff.....	34-35
2020-21 Season in Review.....	36-47
Coaching Records.....	48-49
OSU in the Final National Polls.....	50-52
OSU vs. NCAA Conferences.....	53-54
OSU Records vs. Ranked Teams.....	55-69
1,000 Point Scorers.....	70-72
Scoring Records.....	73-74
Field Goal Records.....	75
Free Throw Shooting Records.....	76
3-Point Shooting Records.....	77
Rebound Records.....	78
Assist Records.....	79
Steals Records.....	80
Blocked Shot Records.....	81
Freshman Records.....	82-83
Opponent Single Game Records.....	84
Miscellaneous Team Records.....	85
OSU in One Point Games.....	86-87
OSU in Overtime Games.....	88
OSU in 100-point Games.....	89
OSU Double-Doubles.....	90
Big Ten Tournament Records.....	91-94
Value City Arena (Records).....	95-98
Ohio State Captains.....	99
All-Americans.....	100-102
Buckeye Greats.....	103-112
Honors and Awards.....	113-117
All-Time Starting Lineups.....	118-119
Ohio State and the NCAA Tournament.....	120-123
NCAA Final Fours.....	124-125
Letterwinners.....	126-148
Manager Letterwinners.....	149
St. John Arena.....	150
Results by Year.....	151-165

RICH IN TRADITION


- Membership in the Big Ten Conference since 1912
- An **NCAA championship** in 1960
- **National Invitation Tournament** championships in 1986, 2008
- **Four** NCAA runner-up finishes
- **Four** Big Ten Tournament titles
- **Five** National Player of the Year selections
- **Seven** Big Ten Player of the Year honorees
- **Eight** Big Ten title game appearances
- **Nine** National Invitation Tournament appearances
- **10 Final Four appearances**, fifth-best (tie) among all schools
- **14** NCAA "Elite Eight" Appearances
- **14** NCAA "Sweet 16" Appearances
- **15** Consensus First Team **All-America** selections
- **20** Big Ten Conference championships
- **24** NBA first-round draft picks
- **27** Consensus First/Second Team **All-America** selections
- **30** appearances in the **NCAA Tournament**
- A **47-game** regular-season unbeaten streak, the seventh longest in NCAA history
- **53** NBA draft picks, 63 all-time in NBA
- **55** All-Americans
- An **all-time basketball roster** that includes the likes of Jerry Lucas, John Havlicek, Bob Knight, Larry Siegfried, Gary Bradds, Bill Hosket, Jim Clemons, Kelvin Ransey, Herb Williams, Clark Kellogg, Dennis Hopson, Jim Jackson, Michael Redd, Greg Oden, Michael Conley Jr., Evan Turner, Jared Sullinger, Aaron Craft, D'Angelo Russell and Keita Bates-Diop.



1960 NCAA CHAMPIONS



JERRY LUCAS



BOB KNIGHT



HERB WILLIAMS

RICH IN TRADITION



Ohio State's first basketball team, 1898



1912, first Ohio State team as a member of the Big Ten Conference

In record alone, the Ohio State men's basketball program is one of the Top 30 programs in NCAA Division I history. But there is much more to the Buckeye basketball tradition than victories.

Through **121 years of play** on the hardwood, 108 as a member of the Big Ten Conference, Ohio State has compiled **1,709 victories** and has a winning percentage of 61 percent.

When it comes to its placement in the history of the game in terms of tradition, success and the star quality of its coaches and student-athletes, Ohio State rates among the finest programs nationally and in the Big Ten Conference.

The Buckeyes have qualified for the NCAA tournament, the benchmark achievement of collegiate men's basketball, **29 times** and have compiled a record of 51-28 in the event's history.

Three Ohio State coaches have taken teams to the Final Four, including the 1939 tournament, the first in the history of the popular event, and most recently by Thad Matta in 2012.

9

Individuals have been selected to the **Naismith Memorial Basketball Hall of Fame**

Honoring the 1968 Final Four team



BASKETBALL ALUMNI



BILL HOSKET



CURTIS J. MOODY



MARQUIS MILLER




CRAIG TAYLOR



TONY WHITE



CLARK KELLOGG



John Havlicek, Dick Furry, Jerry Lucas and Joe Roberts returned to Columbus in 1995 for a reunion of the 1960 national championship team.

Larry Bolden (1974-77)
President, Bolden Investment Planning

Jim Cleamons (1969-71)
Assistant Coach, Los Angeles Lakers

Don DeVoe (1962-64)
Former Head Basketball Coach, Navy

Dr. Paul Ebert (1952-54)
President, American College of Surgeons

John Havlicek (1960-62)
NBA Hall of Famer

Bill Hosket (1966-68)
Hosket, Smith & Ulen Insurance Agency

Clark Kellogg (1980-82)
Basketball Analyst, CBS Sports
VP of Player Relations, Indiana Pacers
Member of Ohio State Board of Trustees

Bob Knight (1960-62)
Hall of Fame coach

Jerry Lucas (1960-62)
Basketball Star, Memory Expert

Marquis Miller (1978-81)
VP of Field Operations, National Minority Supplier
Development Council, Inc.

Curtis J. Moody, AIA (1971-73)
President and CEO, Moody/Nolan LTD., Inc.

Ron Stokes (1982-85)
President & CEO of Three Leaf Productions, Inc

Craig Taylor (1973-76)
President, Marketing Services by Vectra, Inc.

Troy Taylor (1982-85)
Educator, Linmoor Alternative School
The Columbus Public Schools

Tony White (1986-89)
Partner-In-Charge, Columbus Office,
Thompson Hine LLP

Curtis Wilson (1985-88)
VP – American Express



NATIONAL EXPOSURE






NATIONAL EXPOSURE



2010 NCAA PLAYER OF THE YEAR **EVAN TURNER**



OHIO STATE AND THE NBA



Since 1947, 53 Ohio State basketball players have competed for roster spots on National Basketball Association teams as league draft selections, including 24 first round draft picks. Greg Oden, Mike Conley Jr. and Daequan Cook were all taken in the first round during the 2007 NBA Draft with Oden going No. 1 (Portland), Conley No. 4 (Memphis) and Cook No. 21 (Philadelphia). All had just completed their freshman season at Ohio State. D'Angelo Russell is the most recent Buckeye selected in the draft's first round. He was taken with the No. 2 pick by the Los Angeles Lakers in 2015. Jared Sullinger went to the Boston Celtics with the 21st pick in 2012. Evan Turner (2010, Philadelphia), B.J. Mullens (2009, Dallas then traded to

Oklahoma City) and Kosta Koufos (2008, Utah) also are recent opening round Ohio State selections. Ohio State has had 61 players all-time on an NBA roster. Roger Jorgensen (Lettered at Ohio State in 1941/Pittsburgh Ironmen), Arnie Risen (1944-45/ Boston Celtics) and Don Grate (1944-45/Sheboygan Red Skins) all played in the NBA during the pre-draft era. Les Pugh (OSU 1947/Providence Steam Rollers, Neil Johnston (1947-48/Philadelphia Warriors), Chris Jent (1989-92/Houston Rockets), Mark Baker (1990-92/Toronto Raptors) and Othello Hunter (2006-08/ Atlanta Hawks) all were undrafted Buckeyes who played professionally in the NBA.



D'ANGELO RUSSELL



JARED SULLINGER



EVAN TURNER



JAESEAN TATE



MIKE CONLEY



JIM JACKSON



MICHAEL REDD

Year	Player	At OSU	NBA Team(s)	Round (pick)
1947	Jack Underman	1946-47	St. Louis Bombers	1 (7)
1947	Paul Huston	1945-47	Chicago Stags	1 (8)
1950	Bob Donham	1949-50	Boston Celtics	3
1950	Dick Schnittker	1948-50	Washington Capitols, Minneapolis Lakers	1 (5)
1954	Paul Ebert	1952-54	Milwaukee Hawks	5
1955	John Miller	1953-55	Minneapolis Lakers	4
1956	Robin Freeman	1954-56	St. Louis Hawks	4
1958	Frank Howard	1956-58	Philadelphia Warriors	3
1958	Ken Sidle	1957-58	St. Louis Hawks	8
1960	Dick Furry	1957-60	New York Knicks	13 (2)
1960	Joe Roberts	1958-60	Syracuse Nationals	3
1961	Larry Siegfried	1959-61	Boston Celtics, San Diego/Houston Rockets,	1 (3)
			Atlanta Hawks	
1962	Jerry Lucas	1960-62	Cincinnati Royals, San Francisco Warriors, N.Y. Knicks	1 (6)
1962	John Havlicek	1960-62	Boston Celtics	1 (9)
1962	Mel Nowell	1960-62	Chicago Zephyrs	12
1964	Gary Bradds	1962-64	Baltimore Bullets	1 (3)
1967	Ron Sepic	1965-67	Cincinnati Royals	9
1968	Bill Hosket	1966-68	New York Knicks, Buffalo Braves	1 (10)
1969	Steve Howell	1967-69	San Diego Rockets	17
1970	Dave Sorenson	1968-70	Cleveland Cavaliers, Philadelphia 76ers	2
1970	Jody Finney	1968-70	San Diego Rockets	4
1971	Jim Clemons	1969-71	L.A. Lakers, Cleveland Cavaliers, New York Knicks,	1 (13)
			Washington Bullets	
1972	Mark Minor	1970-72	Boston Celtics	11
1973	Allan Hornyak	1971-73	Cleveland Cavaliers	2
1973	Luke Witte	1971-73	Cleveland Cavaliers	4
1974	Wardell Jackson	1972-74	Seattle SuperSonics	6
1975	Bill Andreas	1973-75	Chicago Bulls	6
1980	Jim Ellinghausen	1977-80	Cleveland Cavaliers	8 (6)
1980	Kelvin Ransley	1977-80	Portland Trail Blazers, Dallas Mavericks, N.J. Nets	1 (4)
1981	Herb Williams	1978-81	Indiana Pacers, Dallas Mavericks, New York Knicks	1 (14)
1981	Jim Smith	1978-81	San Diego Clippers, Detroit Pistons	3
1981	Carter Scott	1978-81	Golden State Warriors	6
1982	Clark Kellogg	1980-82	Indiana Pacers	1 (8)
1983	Granville Waiters	1980-83	Indiana Pacers, Houston Rockets, Chicago Bulls	2
1984	Tony Campbell	1981-84	Detroit Pistons, L.A. Lakers, Minnesota Timberwolves,	1 (20)
			New York Knicks, Dallas Mavericks, Cleveland Cavaliers	
1986	Brad Sellers	1985-86	Chicago Bulls, Seattle SuperSonics,	1 (9)
			Minnesota Timberwolves, Detroit Pistons	
1987	Dennis Hopson	1984-87	New Jersey Nets, Chicago Bulls, Sacramento Kings	1 (3)
1992	Jim Jackson	1990-92	Dallas Mavericks, N.J. Nets, Golden State Warriors,	1 (4)
			Philadelphia 76ers, Portland Trail Blazers, Atlanta Hawks, Cleveland Cavaliers, Miami Heat, Houston Rockets, Phoenix Suns, Los Angeles Lakers	
1994	Lawrence Funderburke	1992-94	Sacramento Kings, Chicago Bulls	2
2000	Scoonie Penn	1999-00	Atlanta Hawks	2
	Michael Redd	1998-00	Milwaukee Bucks, Phoenix Suns	2
2001	Ken Johnson	1998-01	Miami Heat	2
2007	Greg Oden	2007	Portland Trail Blazers, Miami Heat	1 (1)
	Mike Conley Jr.	2007	Memphis Grizzlies	1 (4)
	Daequan Cook	2007	Philadelphia 76ers (drafted), Miami Heat,	1 (21)
			Oklahoma City Thunder, Houston Rockets, Chicago Bulls	
2008	Kosta Koufos	2008	Utah Jazz, Minnesota Timberwolves, Denver Nuggets	1 (23)
			Memphis Grizzlies, Sacramento Kings	
2009	B.J. Mullens	2009	Dallas Mavericks (traded to Oklahoma City Thunder),	1 (24)
			Charlotte Bobcats, Los Angeles Clippers	
2010	Evan Turner	2008-10	Philadelphia 76ers, Celtics, Trail Blazers, Hawks	1 (2)
2011	Jon Diebler	2008-11	Portland Trail Blazers, Houston Rockets	2
2012	Jared Sullinger	2010-12	Boston Celtics, Toronto Raptors	1 (21)
2013	Deshawn Thomas	2010-13	San Antonio Spurs	2
2015	D'Angelo Russell	2015	Los Angeles Lakers, Brooklyn Nets, Golden State Warriors	1 (2)
2018	Keita Bates-Diop	2018	Minnesota Timberwolves	2

USA BASKETBALL



MICHAEL REDD
2008 Olympic Games
Gold Medal winner



EVAN TURNER

Evan Turner helped the 2009 United States Men's University Games team to a Bronze Medal in Belgrade, Serbia.



DAVID LIGHTY

David Lighty (above) earned a Silver Medal as the captain of the United States Under-19 team at the 2007 FIBA World Championship in Novi Sad, Serbia.



GREG ODEN

Greg Oden was chosen for the 2006-08 USA Basketball Men's Senior National Team. Oden did not make the team because of injury. (Photo by USA Basketball/ Nathaniel S. Butler/NBA)

OHIO STATE BASKETBALL FACILITIES



24 CONFERENCE CHAMPIONSHIPS **BIG 15** PLAYER OF THE YEAR AWARDS

14 SWEET SIXTEENS **55** ALL-AMERICANS

10 FINAL FOURS **OHIO STATE** **53** OVER ALL NBA DRAFT PICKS **24** NBA FIRST ROUND DRAFT PICKS

1960 NCAA CHAMPIONS **14** ELITE EIGHTS

5 NATIONAL PLAYER OF THE YEAR AWARDS



OHIO STATE BASKETBALL FACILITIES





2021-22 OHIO STATE MEN'S BASKETBALL ROSTER

BY CLASS

Graduates (6)

Joey Brunk
Cedric Russell
Jimmy Sotos
Seth Towns
Jamari Wheeler
Kyle Young

Seniors (3)

Justin Ahrens
Harrison Hookfin
Justice Sueing

Juniors (1)

E.J. Liddell

Sophomores (2)

Eugene Brown III
Zed Key

Freshman (3)

Malaki Branham
Kalen Etzler
Meechie Johnson, Jr.

BY STATE

Ohio (7)

Justin Ahrens
Malaki Branham
Kalen Etzler
Harrison Hookfin
Meechie Johnson, Jr.
Seth Towns
Kyle Young

Florida (1)

Jamari Wheeler

Georgia (1)

Eugene Brown III

Hawaii (1)

Justice Sueing

Illinois (2)

E.J. Liddell
Jimmy Sotos

Indiana (1)

Joey Brunk

Louisiana (1)

Cedric Russell

New York (1)

Zed Key

NUMERICAL ROSTER

No.	Name	Pos.	Ht.	Wt.	Cl.	Hometown	H.S./Last School
0	Meechie Johnson Jr.*	G	6-2	172	Fr.	Cleveland, Ohio	Garfield Heights
1	Jimmy Sotos*	G	6-3	200	Grad.	Elk Grove Village, Ill.	Conant / Bucknell
2	Cedric Russell	G	6-2	190	Grad.	Alexandria, La.	Peabody Magnet / Louisiana
3	Eugene Brown III*	G	6-6	195	So.	Conyers, Ga.	Southwest DeKalb
10	Justin Ahrens***	F	6-6	195	Sr.	Versailles, Ohio	Versailles
14	Justice Sueing*	F	6-6	210	R-Sr.	Honolulu, Hawaii	Mater Dei / California
22	Malaki Branham	G	6-5	180	Fr.	Akron, Ohio	St. Vincent-St. Mary's
23	Zed Key*	F	6-8	245	So.	Bay Shore, N.Y.	Long Island Lutheran
24	Kalen Etzler	F	6-8	200	Fr.	Van Wert, Ohio	Crestview
25	Kyle Young****	F	6-8	225	Grad.	Canton, Ohio	Jackson
31	Seth Towns*	F	6-8	230	Grad.	Columbus, Ohio	Northland / Harvard
32	E.J. Liddell**	F	6-7	240	Jr.	Belleville, Ill.	West
42	Harrison Hookfin***	F	6-6	195	Sr.	Lebanon, Ohio	Lebanon
50	Joey Brunk	C	6-11	255	Grad.	Indianapolis, Ind.	Southport H.S. / Butler / Indiana
55	Jamari Wheeler	G	6-1	170	Grad.	Live Oak, Fla.	The Rock School / Penn State

* denotes letters earned at Ohio State

SOCIAL MEDIA ROSTER

No.	Name	Twitter	Instagram	TikTok
0	Meechie Johnson Jr.	MeechieJohnson0	meechie.1	meechie.1
1	Jimmy Sotos	SotosShow4	jsotos1	jimmysotos4
2	Cedric Russell	CeddypDaChief	ceddyp0	ceddyp00
3	Eugene Brown III	eugenebrown3_	eugenebrown3_	eugenebrown3_
10	Justin Ahrens	ahrensjustin12	_justinahrens	
14	Justice Sueing	JusticeSueing	justicesueing	justicesueing
22	Malaki Branham	MalakiBranham	malakibranham_	malaki22
23	Zed Key	iamzedkey	iamzedkey	iamzedkey
24	Kalen Etzler	kalen_etzler24	kalen_etzler_24	
25	Kyle Young	kyle_young25	kyle.young25	kyle.young25
31	Seth Towns	219setty	219setty	219setty
32	E.J. Liddell	EasyE2432	ejliddell	ejliddell
42	Harrison Hookfin	harrisonhookfin	harrisonhookfin	
50	Joey Brunk	JoeyBrunk	joeybrunk	joeybrunk
55	Jamari Wheeler	Jamariwheeler5	jamari_kingwheeler5	jamariwheeler5

COACHES AND STAFF

Chris Holtmann, Head Coach
Ryan Pedon, Assistant Coach
Jake Diebler, Assistant Coach
Tony Skinn, Assistant Coach
David Egelhoff, Director of Basketball Operations
Mike Netti, Special Assistant to the Head Coach
Brad Watson, Athletic Trainer
Quadrian Banks, Strength and Conditioning Coach
Terence Dials, Director of Professional Development
Kyle Davis, Video Coordinator
Robbie Rucki, Program Assistant

PRONUNCIATION GUIDE

Players
Justin Ahrens..... ARNS
Kalen Etzler KAY-lin
E.J. Liddell lih-DELL
Malaki Branham MAL-uh-kye
Justice SueingSUE-ing

Coaches

Quadrian Banks..... KWAY-dree-un
Jake Diebler DEEB-ler

MAJORS

Justin Ahrens.....Hospitality Management
Malaki Branham Sport Industry
Eugene Brown IIIBusiness
Joey Brunk Criminal Justice Administration
Kalen EtzlerUniversity Exploration
Harrison HookfinBiology
Meechie Johnson Jr.Marketing
Zed KeyUniversity Exploration
E.J. Liddell Journalism
Cedric Russell..... Sport Industry
Jimmy Sotos..... Sport Management
Justice SueingPsychology
Seth Towns Sport Management
Jamari Wheeler Sports Coaching
Kyle Young..... Sport Management

PLAYERS BY HEIGHT

Joey Brunk 6-11
Kalen Etzler, Zed Key, Seth Towns, Kyle Young.....6-8
E.J. Liddell 6-7
Justin Ahrens, Eugene Brown III, Justice Sueing.....6-6
Harrison Hookfin
Malaki Branham6-5
Jimmy Sotos6-3
Meechie Johnson, Jr., Cedric Russell.....6-2
Jamari Wheeler 6-1



MEECHIE JOHNSON JR.

0

FRESHMAN • GUARD • 6-2 • 170

Cleveland, Ohio • Garfield Heights

CAREER GAME-BY-GAME STATISTICS

Date	OPP	W/L	H/A	M	P	FG			3FG			FT			REB			A S B T F												
						M	A	M	A	M	A	M	A	O	D	T	A	S	B	T	F									
1/9/21	Rutgers	W	A	4	0	0	0	0	0	0	0	0	0	0	0	0	0	0	0	0	0	0	0	0	0	0	0	0		
1/13/21	Northwestern	W	H	11	6	2	3	2	2	0	0	0	1	1	1	0	0	0	1	1	0	0	0	1	1	0	0	0	1	
1/16/21	Illinois	W	A	16	3	1	2	1	1	0	0	0	0	1	1	2	0	0	0	0	0	0	1	2	0	0	0	0	1	
1/19/21	Purdue	L	H	11	0	0	2	0	2	0	1	0	1	1	0	0	0	0	0	0	0	0	0	0	0	0	0	0	0	
1/23/21	Wisconsin	W	A	3	0	0	0	0	0	0	0	0	0	0	0	0	0	0	0	0	0	0	0	0	0	1	0	0	0	
1/27/21	Penn St.	W	H	4	2	1	2	0	1	0	1	0	1	0	0	0	0	0	0	0	0	0	0	0	0	0	0	0	1	
1/31/21	Michigan St.	W	H	2	0	0	1	0	0	0	0	0	0	0	0	0	0	0	0	0	0	0	0	0	0	0	0	0	0	
2/4/21	Iowa	W	A	9	6	2	3	2	3	0	0	0	0	0	0	0	0	0	0	0	0	0	0	0	0	0	0	0	1	
2/8/21	Maryland	W	A	2	0	0	0	0	0	0	0	0	0	0	0	0	0	0	0	0	0	0	0	0	0	0	0	0	1	
2/13/21	Indiana	W	H	6	0	0	1	0	0	0	0	0	0	0	0	0	0	0	0	0	0	0	0	0	0	2	0	1	0	
2/18/21	Penn St.	W	A	1	0	0	0	0	0	0	0	0	0	0	0	0	0	0	0	0	0	0	0	0	0	0	0	0	1	
2/21/21	Michigan	L	H	2	3	1	1	1	1	0	0	0	0	0	0	0	0	0	0	0	0	0	0	0	1	0	0	0	0	
2/25/21	Michigan St.	L	A	1	0	0	0	0	0	0	0	0	0	0	0	0	0	0	0	0	0	0	0	0	0	0	0	0	0	1
2/28/21	Iowa	L	H	6	1	0	1	0	1	1	2	0	2	2	0	0	0	0	0	0	0	0	0	0	0	0	0	0	0	1
3/12/21	Purdue	W	N	4	0	0	1	0	0	0	0	1	0	1	0	0	0	0	0	0	0	0	0	0	0	0	0	0	0	1
3/13/21	Michigan	W	N	3	0	0	1	0	1	0	0	0	1	1	0	0	0	0	0	0	0	0	0	0	0	0	0	0	0	0
3/14/21	Illinois	L	N	5	0	0	0	0	0	0	2	0	0	0	0	0	0	0	0	0	0	0	0	0	0	0	0	0	0	0

Noting Meechie...

- Early enrollee last year, joining the program in December of 2020
- Played in 17 games in 2021
- Made the first shot he took in his career, a three-pointer vs. Northwestern (1/13/21)
- Finished the year 6-of-12 from long range
- Fearless on the court
- He wants to take the "big shot" which is not common of all players
- Participated in the Team USA U19 training camp in the summer of 2021
- With the departure of Duane Washington Jr. and CJ Walker, he will be in the mix at point guard this season

CAREER HIGHS

POINTS	6, 2x (last: at Iowa, 2/4/21)	FG ATTEMPTS	3, 2x (last: at Iowa, 2/4/21)
REBOUNDS	2, vs. Iowa (2/28/21)	3-PT FGS	2, 2x (last: at Iowa, 2/4/21)
ASSISTS	2, at Illinois (1/16/21)	3-PT FG ATTS	3, at Iowa (2/4/21)
STEALS	2, vs. Indiana (2/13/21)	FREE THROWS	1, vs. Iowa (2/28/21)
BLOCKS	1, at Wisconsin (1/23/21)	FT ATTEMPTS	1, 2x (last: vs. Illinois, 3/14/21)
FIELD GOALS	2, 2x (last: at Iowa, 2/4/21)	MINUTES	16:32, at Illinois (1/16/21)

CAREER STATISTICS

Season	gp-gs	min/avg	Total		3-Point		F-Throws		Rebounds				Other			Scoring				
			fg-fga	pct	fg-fga	pct	ft-fita	pct	off	def	tot	avg	pf	fo	ast	to	blk	stl	pts	avg
2020-21	17-0	98/5.8	7-18	.389	6-12	.500	1-6	.167	1	6	7	0.4	6	0	3	5	1	3	21	1.2
TOTAL	17-0	98/5.8	7-18	.389	6-12	.500	1-6	.167	1	6	7	0.4	6	0	3	5	1	3	21	1.2

SOCIAL HANDLES

TWITTER	@MeechieJohnson0
INSTAGRAM	@meechie.1
TIKTOK	@meechie.1



EUGENE BROWN III

SOPHOMORE • GUARD • 6-6 • 195

Conyers, Ga. • Southwest Dekalb

3

CAREER GAME-BY-GAME STATISTICS

Date	OPP	W/L	H/A	M	P	FG			FT	REB			PTS					
						MA	MA	MA		O	D	T	A	S	B	T	F	
11/25/20	Illinois St.	W	H	18	3	1	4	1	4	0	0	4	4	0	0	0	0	1
11/29/20	UMass Lowell	W	H	8	0	0	1	0	1	0	0	1	3	4	0	0	0	0
12/2/20	Morehead St.	W	H	14	4	2	6	0	3	0	0	0	3	3	0	0	0	1
12/8/20	Notre Dame	W	A	4	1	0	0	0	0	1	2	1	0	1	0	0	0	0
12/13/20	Cleveland St.	W	H	6	0	0	1	0	1	0	0	0	0	0	0	0	0	0
12/16/20	Purdue	L	A	6	3	1	2	1	2	0	0	0	1	1	0	0	0	2
12/19/20	UCLA	W	N	7	9	3	3	3	3	0	0	0	0	0	0	0	0	0
12/23/20	Rutgers	W	H	4	0	0	1	0	1	0	0	0	1	1	1	0	0	0
12/26/20	Northwestern	L	A	4	2	1	2	0	0	0	0	2	2	4	1	0	0	0
12/30/20	Nebraska	W	H	21	0	0	5	0	3	0	0	2	4	6	0	2	0	1
1/3/21	Minnesota	L	A	16	5	2	5	0	3	1	2	1	3	4	1	0	0	2
1/9/21	Rutgers	W	A	4	0	0	0	0	0	0	0	0	2	2	1	0	0	0
1/13/21	Northwestern	W	H	2	0	0	0	0	0	0	0	0	0	0	0	0	0	0
1/16/21	Illinois	W	A	2	0	0	0	0	0	0	0	0	0	0	0	0	0	0
1/19/21	Purdue	L	H	3	0	0	1	0	1	0	0	0	0	0	1	0	1	0
1/23/21	Wisconsin	W	A	9	0	0	0	0	0	0	0	0	1	1	0	1	0	1
1/27/21	Penn St.	W	H	4	2	1	1	0	0	0	0	1	0	1	0	0	0	0
1/31/21	Michigan St.	W	H	4	0	0	0	0	0	0	0	0	0	0	0	0	0	2
2/4/21	Iowa	W	A	4	3	1	2	1	2	0	0	1	0	1	0	0	0	0
2/8/21	Maryland	W	A	1	0	0	0	0	0	0	0	0	0	0	1	1	0	0
2/13/21	Indiana	W	H	4	0	0	1	0	0	0	0	0	1	1	0	0	0	1
2/18/21	Penn St.	W	A	4	3	1	2	1	1	0	0	0	1	1	0	0	1	1
2/21/21	Michigan	L	H	2	0	0	0	0	0	0	0	0	0	0	0	0	0	0
2/25/21	Michigan St.	L	A	6	0	0	0	0	0	0	0	0	1	1	0	0	0	0
2/28/21	Iowa	L	H	5	0	0	0	0	0	0	0	0	1	1	0	0	0	0
3/11/21	Minnesota	W	N	2	0	0	0	0	0	0	0	0	0	0	0	0	0	1
3/13/21	Michigan	W	N	0	0	0	0	0	0	0	0	0	0	0	0	0	0	0
3/14/21	Illinois	L	N	0	0	0	0	0	0	0	0	0	0	0	0	1	0	0
3/19/21	ORU	L	N	0	0	0	0	0	0	0	0	0	0	0	0	0	0	0

Noting Eugene...

- Described as the ultimate teammate "everyone loves to play with Eugene"
- He is a selfless player
- A "three and D" guy
- Played in 29 of the 31 games last year as a true freshman
- Averaged just six minutes per game but was ready and effective when he was on the floor
- Is a good defender which doesn't always show up in the statsheet
- Had a great game vs. UCLA last year, knocking down all three of his three-point attempts and played well defensively

CAREER HIGHS

POINTS	9, vs. UCLA (12/19/20)	FG ATTEMPTS	6, vs. Morehead St. (12/2/20)
REBOUNDS	6, vs. Nebraska (12/30/20)	3-PT FGS	3, vs. UCLA (12/19/20)
ASSISTS	1, 6x (last: at Maryland, 2/8/21)	3-PT FG ATTS	4, vs. Illinois St. (11/25/20)
STEALS	1, 3x (last: vs. Illinois, 3/14/21)	FREE THROWS	1, 2x (last: at Minnesota, 1/3/21)
BLOCKS	2, vs. Nebraska (12/30/20)	FT ATTEMPTS	2, 2x (last: at Minnesota, 1/3/21)
FIELD GOALS	3, vs. UCLA (12/19/20)	MINUTES	21:33, vs. Nebraska (12/30/20)

CAREER STATISTICS

Season	gp-gs	min/avg	Total		3-Point		F-Throws		Rebounds				Scoring								
			fg-fga	pct	fg-fga	pct	ft-fa	pct	off	def	tot	avg	pf	fo	ast	to	blk	stl	pts	avg	
2020-21	29-0	174/6.0	13-37	.351	7-25	.280	2-4	.500	9	28	37	1.3	10	0	6	4	4	4	3	35	1.2
TOTAL	29-0	174/6.0	13-37	.351	7-25	.280	2-4	.500	9	28	37	1.3	10	0	6	4	4	4	3	35	1.2

SOCIAL HANDLES

TWITTER @eugenebrown3_
INSTAGRAM @eugenebrown3_
TIKTOK @eugenebrown3_



ZED KEY

SOPHOMORE • FORWARD • 6-8 • 245

Bay Shore, N.Y. • Long Island Lutheran

23

CAREER GAME-BY-GAME STATISTICS

Date	OPP	W/L	H/A	M	P	FG			3FG			FT			REB			A	S	B	T	F
						MA	MA	MA	MA	MA	MA	MA	MA	MA	MA	MA	MA					
11/25/20	Illinois St.	W	H	16	12	3	4	0	0	6	9	3	2	5	1	0	1	2	1			
11/29/20	UMass Lowell	W	H	16	8	3	4	0	0	2	4	2	2	4	1	0	2	2	2			
12/2/20	Morehead St.	W	H	16	2	1	5	0	0	0	0	4	2	6	0	0	1	0	2			
12/8/20	Notre Dame	W	A	2	0	0	1	0	0	0	0	0	1	1	0	0	0	0	0			
12/13/20	Cleveland St.	W	H	21	12	4	5	0	0	4	6	4	6	10	1	3	2	2				
12/16/20	Purdue	L	A	22	5	2	6	0	0	1	2	3	0	3	0	0	1	0	2			
12/19/20	UCLA	W	N	21	11	3	4	0	0	5	7	3	3	6	0	0	1	0	2			
12/23/20	Rutgers	W	H	8	4	2	3	0	0	0	2	0	0	0	0	0	1	1	1			
12/26/20	Northwestern	L	A	4	3	1	2	0	0	1	2	1	0	1	0	0	0	0	1			
12/30/20	Nebraska	W	H	13	14	5	5	0	0	4	6	1	3	4	0	0	1	1	2			
1/3/21	Minnesota	L	A	12	4	2	5	0	0	0	1	1	0	1	0	0	0	0	4			
1/9/21	Rutgers	W	A	9	8	1	1	0	0	6	9	2	4	6	1	0	2	1	1			
1/13/21	Northwestern	W	H	17	7	3	6	0	0	1	2	3	0	3	2	0	1	1	3			
1/16/21	Illinois	W	A	13	8	3	4	0	0	2	2	1	3	4	0	1	0	1	3			
1/19/21	Purdue	L	H	9	3	1	2	0	0	1	2	1	0	1	0	0	0	0	3			
1/23/21	Wisconsin	W	A	6	2	1	1	0	0	0	0	1	4	5	0	0	0	1	2			
1/27/21	Penn St.	W	H	9	11	5	5	0	0	1	1	2	0	2	0	0	1	0	1			
1/31/21	Michigan St.	W	H	11	4	2	3	0	0	0	1	0	3	3	0	0	0	0	0			
2/4/21	Iowa	W	A	14	8	3	3	0	0	2	4	2	5	7	0	0	1	0	4			
2/8/21	Maryland	W	A	7	0	0	0	0	0	0	0	0	2	2	0	0	0	0	1			
2/13/21	Indiana	W	H	12	6	3	5	0	0	0	0	5	3	8	1	0	2	3	3			
2/18/21	Penn St.	W	A	4	0	0	1	0	0	0	0	1	1	2	0	0	0	2	3			
2/21/21	Michigan	L	H	11	2	1	3	0	0	0	0	0	1	1	0	0	1	0	2			
2/25/21	Michigan St.	L	A	12	8	4	4	0	0	0	3	2	2	4	0	0	0	2	0			
2/28/21	Iowa	L	H	12	0	0	1	0	0	0	0	0	3	3	0	0	0	0	2			
3/6/21	Illinois	L	H	6	4	2	2	0	0	0	0	1	0	1	0	0	2	0	3			
3/11/21	Minnesota	W	N	6	2	1	4	0	0	0	2	2	1	3	0	0	0	1	2			
3/12/21	Purdue	W	N	13	2	0	0	0	0	2	2	1	0	1	1	1	0	1	2			
3/13/21	Michigan	W	N	13	4	2	5	0	0	0	0	1	4	5	0	0	0	0	3			
3/14/21	Illinois	L	N	7	2	1	1	0	0	0	0	0	3	3	0	0	1	1	2			
3/19/21	ORU	L	N	6	4	2	4	0	0	0	2	0	0	0	0	0	0	0	2			

Noting Zed...

- Big, physical player who loves contact and seeks out contact
- A prototypical "Big Ten center"
- Undersized in terms of height for a center but makes up for it in his physicalness and brute strength
- Played in every game last year as a true freshman
- Averaged 5.2 points and 3.4 rebounds per game last year
- Led the team as a freshman by shooting 61.6% from the floor (61-of-99)
- Had one double-double last year vs. Cleveland State with 12 pts and 10 rebs

SOCIAL HANDLES

TWITTER @iamzedkey
INSTAGRAM @iamzedkey
TIKTOK @iamzedkey

CAREER HIGHS

POINTS	14, vs. Nebraska (12/30/20)	FG ATTEMPTS	6, 2x (last: vs. Northwestern, 1/13/21)
REBOUNDS	10, vs. Cleveland St. (12/13/20)	3-PT FGS	--
ASSISTS	2, 2x (last: vs. Northwestern, 1/13/21)	3-PT FG ATTS	--
STEALS	1, 3x (last: vs. Purdue, 3/12/21)	FREE THROWS	6, 2x (last: at Rutgers, 1/9/21)
BLOCKS	3, vs. Cleveland St. (12/13/20)	FT ATTEMPTS	9, 2x (last: at Rutgers, 1/9/21)
FIELD GOALS	5, 2x (last: vs. Penn St., 1/27/21)	MINUTES	22:23, at Purdue (12/16/20)

CAREER STATISTICS

Season	gp-gs	min/avg	Total		3-Point		F-Throws		Rebounds				Scoring							
			fg-fga	pct	fg-fga	pct	ft-fta	pct	off	def	tot	avg	pf	fo	ast	to	blk	stl	pts	avg
2020-21	31-1	366/11.8	61-99	.616	0-0	.000	38-69	.551	47	58	105	3.4	60	0	9	24	22	3	160	5.2
TOTAL	31-1	366/11.8	61-99	.616	0-0	.000	38-69	.551	47	58	105	3.4	60	0	9	24	22	3	160	5.2



KYLE YOUNG

GRADUATE • FORWARD • 6-8 • 225
Canton, Ohio • Jackson

25

CAREER GAME-BY-GAME STATISTICS

Date	OPP	W/L	H/A	M	P	FG	3FG	FT	REB	A	S	B	T	F		
				M	A	M	A	M	O	D	T	A	S	B	T	F
11/10/17	Robert Morris	W	H	11	4	2	2	0	0	2	2	0	0	1	1	0
11/12/17	Radford	W	H	8	0	2	2	0	2	0	0	0	0	0	0	0
11/16/17	Texas Southern	W	H	4	0	0	0	0	0	1	0	1	0	0	1	1
11/19/17	Northeastern	W	H	9	2	1	1	0	0	0	2	2	1	0	1	0
11/23/17	Gonzaga	L	N	12	1	0	2	0	1	2	3	0	3	0	1	0
11/26/17	Butler	L	H	5	0	0	0	0	0	0	0	0	0	0	0	0
11/29/17	Clemson	L	H	10	5	2	4	1	3	0	0	1	2	0	0	0
12/4/17	Michigan	W	H	21	6	3	3	0	0	0	1	3	4	0	1	0
12/16/17	App. St.	W	H	13	2	1	2	0	1	0	0	0	1	0	0	0
12/19/17	Citadel	W	H	12	4	2	5	0	0	2	4	1	8	0	0	2
12/23/17	North Carolina	L	N	7	0	0	1	0	0	0	1	0	1	0	0	1
12/30/17	Miami (OH)	W	H	6	0	0	0	0	0	0	0	0	0	0	0	0
1/4/18	Iowa	W	A	4	1	0	1	0	0	1	2	1	2	0	0	0
1/7/18	Michigan St.	W	H	12	0	2	0	1	0	0	0	0	0	1	0	1
1/11/18	Maryland	W	H	3	0	0	0	0	0	0	0	1	1	0	0	0
1/14/18	Rutgers	W	A	4	4	2	2	0	0	0	1	2	3	0	0	1
1/20/18	Minnesota	W	A	4	2	1	1	0	0	0	0	0	0	1	0	0
1/22/18	Nebraska	W	H	6	0	1	0	0	0	0	0	0	0	1	0	0
2/4/18	Illinois	W	H	1	0	0	0	0	0	0	0	0	0	0	0	0
2/7/18	Purdue	W	A	3	1	0	0	0	1	2	0	0	0	0	0	0
2/10/18	Iowa	W	H	7	2	1	1	0	0	0	0	1	1	0	0	1
2/15/18	Penn St.	L	A	10	4	2	3	0	0	1	1	1	2	1	0	0
2/18/18	Michigan	L	A	22	2	1	5	0	0	0	4	1	5	0	1	0
2/20/18	Rutgers	W	H	3	0	0	1	0	0	0	0	0	0	0	0	0
11/7/18	Cincinnati	W	A	36	10	2	2	0	6	7	3	5	8	0	0	1
11/11/18	Purdue FW	W	H	17	7	3	3	1	1	0	0	2	3	1	0	0
11/15/18	Creighton	W	A	23	6	3	5	0	1	0	2	4	2	6	0	0
11/18/18	SC State	W	H	14	4	2	4	0	0	0	0	5	2	0	0	1
11/20/18	Samford	W	H	13	6	3	4	0	1	0	1	4	5	0	0	0
11/23/18	Cleveland St.	W	H	16	8	3	4	0	2	2	3	0	3	0	0	1
11/28/18	Syracuse	L	H	35	12	3	6	0	6	9	2	4	0	2	0	0
12/2/18	Minnesota	W	H	23	10	4	5	0	2	2	4	4	8	3	2	1
12/5/18	Illinois	W	A	28	6	3	4	0	0	2	1	4	5	0	1	3
12/15/18	Bucknell	W	H	27	8	4	7	0	1	0	1	5	6	0	0	1
12/18/18	Youngstown St.	W	H	15	5	2	2	0	1	2	1	4	5	1	1	2
12/22/18	UCLA	W	N	23	11	5	7	0	0	1	1	3	3	6	2	0
12/29/18	High Point	W	H	20	5	2	3	0	0	1	3	0	5	0	2	0
1/5/19	Michigan St.	L	H	21	8	4	4	0	0	0	1	0	1	2	2	0
1/9/19	Rutgers	L	A	23	6	3	3	0	0	0	3	1	4	0	1	0
1/12/19	Iowa	L	A	26	6	3	5	0	1	0	0	1	4	2	0	0
1/18/19	Maryland	L	H	14	6	3	3	0	0	1	2	1	3	0	1	0
2/7/19	Penn St.	W	H	25	6	3	3	0	0	1	1	5	6	0	2	2
2/10/19	Indiana	W	A	19	3	1	3	0	0	1	2	0	3	1	0	2
2/14/19	Illinois	L	H	15	4	2	3	0	0	0	2	3	1	1	0	0
2/17/19	Michigan St.	L	A	20	6	3	4	0	0	0	1	0	1	0	0	1
2/20/19	Northwestern	W	H	14	8	4	5	0	0	0	2	2	4	2	0	0
2/23/19	Maryland	L	A	18	3	1	2	0	0	1	1	2	3	0	0	0
2/26/19	Iowa	W	H	14	3	1	1	0	0	1	2	0	3	0	0	0
3/2/19	Purdue	L	A	17	2	1	3	0	0	3	6	3	8	0	0	1
3/6/19	Northwestern	L	A	26	7	3	5	0	0	1	2	3	1	4	2	1
3/10/19	Wisconsin	L	H	33	6	3	8	0	0	0	1	7	8	0	1	0
3/14/19	Indiana	W	N	7	2	1	3	0	0	1	0	0	2	1	0	0
3/15/19	Michigan St.	L	N	27	6	2	3	0	0	2	0	3	3	4	1	0
3/22/19	Iowa St.	W	N	15	0	0	2	0	0	0	1	2	3	0	0	1
3/24/19	Houston	L	N	12	0	0	0	0	0	0	1	0	1	0	0	0

Noting Kyle...

- The heartbeat of the team
- Brings so much energy, day in and day out
- Has really worked hard on his jump shot this off-season
- Had a career-high 18 points on 7-of-10 shooting and a career-best 4-of-5 from long range in his last game last season vs. Purdue in the Big Ten Tournament
- Is a matchup problem at the five position for taller, slower posts
- Could play a role similar to Kaleb Wesson two years ago as a pick-and-pop post player
- Very quick off the floor and surprises people with his hops
- Has an above average second jump
- Has battled injuries the last couple of seasons because of how physical he plays for an under-sized interior post player
- Three-time Academic All-Big Ten honoree
- Earned his bachelor's degree in sport industry in the spring of 2020 and is working on his masters in sport management
- Enters the season with 650 career points and 469 rebounds.

CAREER HIGHS

POINTS	18, 2x (last: vs. Purdue (3/12/21))	FG ATTEMPTS	12, at Maryland (2/8/21)
REBOUNDS	13, vs. Cincinnati (11/6/19)	3-PT FGS	4, vs. Purdue (3/12/21)
ASSISTS	5, at Penn State (2/18/21)	3-PT FG ATTS	5, vs. Purdue (3/12/21)
STEALS	2, 6x (last: at Penn St., 2/18/21)	FREE THROWS	6, 2x (last: vs. Syracuse, 11/28/18)
BLOCKS	2, 8x (last: vs. Illinois, 3/6/21)	FT ATTEMPTS	9, vs. Syracuse (11/28/18)
FIELD GOALS	7, 3x (last: vs. Purdue (3/12/21))	MINUTES	35:31, at Cincinnati (11/7/18)

CAREER STATISTICS

Season	gp-gs	min/avg	Total			3-Point		F-Throws		Rebounds				Scoring						
			fg-fga	pct	ft-fa	pct	off	def	tot	avg	pts	avg								
2017-18	25-0	216/8.6	19-43	.442	1-10	.100	5-11	.455	19	21	40	1.6	19	0	4	9	3	7	44	1.8
2018-19	31-14	636/20.5	78-116	.672	1-6	.167	28-48	.583	48	88	136	4.4	65	1	28	23	16	17	185	6.0
2019-20	25-25	571/22.8	72-123	.585	2-13	.154	42-64	.656	51	93	144	5.8	48	0	23	14	13	8	188	7.5
2020-21	27-26	708/26.2	88-162	.543	13-30	.433	44-52	.846	48	101	149	5.5	72	1	34	13	15	12	233	8.6
TOTAL	108-65	2131/19.7	257-444	.579	17-59	.288	119-175	.680	166	303	469	4.3	204	2	89	59	47	44	650	6.0

SOCIAL HANDLES

TWITTER @kyle_young25
INSTGRAM @kyle.young25
TIKTOK @kyle.young25



SETH TOWNS

GRADUATE • FORWARD • 6-8 • 230

Columbus, Ohio • Northland / Harvard

31



CAREER GAME-BY-GAME STATISTICS

Date	OPP	W/L	H/A	M	P	FG		3FG	FT	REB									
						M	A	M	A	O	D	A	S	B	T	F			
11/12/16	Stanford	L	N	26	7	3	8	0	1	3	2	1	3	1	1	1	1	5	5

Noting Seth...

- In his second season with the program after transferring from Harvard
- A savvy player who knows how to score
- Can be a mismatch at the four position because of his range
- Underwent back surgery in September of 2021 and is projected to return in December
- Was the Ivy League Player of the Year in 2017-18
- Played in 58 games and averaged 14.2 points and 5.0 rebounds in his two seasons at Harvard
- Averaged 16.0 points and shot over 44 percent from the beyond the arc in his Player of the Year season
- Missed consecutive seasons in 2018-19 and 2019-20 while recovering from knee surgery
- Saw action in 25 games in his first season as a Buckeye
- Graduated from Harvard in the spring of 2020 with a degree in sociology
- Working on his masters degree in sports management

CAREER HIGHS

POINTS	31, at Columbia (2/2/18)	FG ATTEMPTS	21, at Columbia (2/2/18)
REBOUNDS	12, 2x (last: vs. Cornell, 3/10/18)	3-PT FGS	6, 2x (last: at Columbia 2/2/18)
ASSISTS	6, at Cornell (2/3/18)	3-PT FG ATTS	10, vs. Yale (3/11/17)
STEALS	3, 4x (last: at Princeton, 2/23/18)	FREE THROWS	9, 2x (last: vs. Brown 2/16/18)
BLOCKS	4, vs. Michigan (3/13/21)	FT ATTEMPTS	12, 2x (last: vs. Brown 2/16/18)
FIELD GOALS	11, 2x (last: at Columbia 2/2/18)	MINUTES	36:00, at Dartmouth (1/2018)

SOCIAL HANDLES

TWITTER	@219setty
INSTAGRAM	@219setty
TIKTOK	@219setty

CAREER STATISTICS

Season	gp-gs	min/avg	Total		3-Point		F-Throws			Rebounds					Scoring								
			fg-fga	pct	fg-fga	pct	ft-fta	pct	off	def	tot	avg	pf	fo	ast	to	blk	stl	pts	avg			
2016-17*	28-20	689/24.6	119	278	.428	38	98	.388	69	84	.821	32	90	122	4.4	85	4	36	65	15	27	345	12.3
2017-18*	30-25	838/27.9	161	384	.419	63	143	.441	95	118	.805	32	138	170	5.7	74	2	54	64	19	25	480	16.0
2020-21	25-0	274/11.0	32	76	.421	15	44	.341	16	20	.800	11	43	54	2.2	30	0	7	8	5	5	95	3.8
TOTAL	25-0	274/11.0	32	76	.421	15	44	.341	16	20	.800	11	43	54	2.2	30	0	7	8	5	5	95	3.8
All*	83-45	1801/21.7	312	738	.423	116	285	.407	180	222	.811	75	271	346	4.2	189	6	97	137	39	57	920	11.1



E.J. LIDDELL
JUNIOR • FORWARD • 6-7 • 240
Belleville, Ill. • West

32

CAREER GAME-BY-GAME STATISTICS

Table with columns: Date, OPP, W/L, H/A/M, P, FG (M/A), 3FG (M/A), FT (M/A), REB (O/D/T), A, S, B, T, F. Contains game-by-game stats from 11/6/19 to 3/8/20.

Noting E.J....

- One of the team's captains
• College Hoops Today Preseason All-American
• Karl Malone Power Forward of the Year Award Preseason Watch List
• First Team All-Big Ten selection in 2020-21 by the Big Ten coaches
• 2020-21 Big Ten All-Tournament Team after averaging 15.3 points and 5.5 rebounds and was 20-24 at the foul line
• Went through the NBA Draft process this past summer before electing to return for his junior season
• Has said the draft process showed him the work that is needed to succeed at the next level.
• OSU coaches were impressed with his conditioning level coming into the season. Worked hard since returning to campus.
• Will likely play more at the four this season like he did as a freshman and will play more on the perimeter on both ends of the floor.
• Needs to be able to guard multiple positions
• Has worked on improving his three-point shooting and should continue to shoot better from the perimeter
• Has averaged 11.3 points and 5.2 rebounds over his first two seasons
• Has four career double-doubles
• Led the team last season in free throws made and attempted

CAREER HIGHS

Table listing career highs: POINTS (26, vs. Illinois), REBOUNDS (14, vs. Oral Roberts), ASSISTS (5, 2x), STEALS (3, 2x), BLOCKS (5), FIELD GOALS (10, 2x), FG ATTEMPTS (17), 3-PT FGS (4), 3-PT FG ATTS (7, 3x), FREE THROWS (10, 2x), FT ATTEMPTS (12), MINUTES (38:33).

CAREER STATISTICS

Table with columns: Season, gp-gs, min/avg, Total fg-fga pct, 3-Point fg-fga pct, F-Throws ft-fsa pct, Rebounds (off, def, tot, avg), pf, fo, ast, to, blk, stl, Scoring (pts, avg). Contains cumulative stats for 2019-20, 2020-21, and TOTAL.

SOCIAL HANDLES

TWITTER @EasyE2432
INSTGRAM @ejliddell
TIKTOK @ejliddell



HARRISON HOOKFIN

SENIOR • FORWARD • 6-6 • 195

Lebanon, Ohio • Lebanon

42

CAREER GAME-BY-GAME STATISTICS

Date	OPP	W/L	H/A	M	P	FG			REB			A S B T F								
						M	A	P	O	D	T	A	S	B	T	F				
2/26/10	Iowa	W	H	1	0	0	0	0	0	1	1	0	0	0	0	0	0			
11/10/19	UMass Lowell	W	H	4	0	0	1	0	1	0	0	0	0	0	0	0	1	0		
11/18/19	Stetson	W	H	6	2	1	3	0	0	0	2	2	0	0	0	2	0	0		
11/22/19	Purdue FW	W	H	5	0	0	1	0	0	0	1	0	1	0	0	0	1	0		
11/29/19	Morgan St.	W	H	4	0	0	0	0	0	0	0	1	1	0	1	0	1	0		
12/4/19	North Carolina	W	A	1	0	0	0	0	0	0	0	1	1	0	0	0	0	0		
12/17/19	SE Mo. St.	W	H	1	0	0	0	0	0	0	0	0	0	0	0	0	0	0		
2/27/20	Nebraska	W	A	1	0	0	0	0	0	0	0	0	0	0	0	0	0	0		
3/5/20	Illinois	W	H	0	0	0	0	0	0	0	0	0	0	0	0	0	0	0		
11/25/20	Illinois St.	W	H	4	4	2	3	0	0	0	0	0	0	0	0	0	0	0	1	
12/2/20	Morehead St.	W	H	1	0	0	1	0	0	0	1	0	1	0	0	0	0	0	0	
12/30/20	Nebraska	W	H	5	2	1	2	0	1	0	0	1	2	3	0	0	0	1	2	
2/13/21	Indiana	W	H	1	0	0	0	0	0	0	0	0	0	0	0	0	0	0	0	1

Noting Harrison...

- Team's only walk-on
- One of the most fit players on the team
- A workout warrior
- Pushes the other players to get better and is great in his role.
- A biology major in his fourth year with the program

SOCIAL HANDLES

TWITTER @harrisonhookfin
INSTAGRAM @harrisonhookfin

CAREER HIGHS

POINTS	4, vs. Illinois St. (11/25/20)	FG ATTEMPTS	3, 2x (last: vs. Illinois St., 11/25/20)
REBOUNDS	3, vs. Nebraska (12/30/20)	3-PT FGS	--
ASSISTS	--	3-PT FG ATTS	1, 2x (last: vs. Nebraska, 12/30/20)
STEALS	1, vs. Morgan St. (11/29/19)	FREE THROWS	--
BLOCKS	--	FT ATTEMPTS	--
FIELD GOALS	2, vs. Illinois St. (11/25/20)	MINUTES	6:19, vs. Stetson (11/18/19)

CAREER STATISTICS

Season	gp-gs	min/avg	Total		3-Point		F-Throws		Rebounds				Scoring								
			fg-fga	pct	fg-fga	pct	ft-fga	pct	off	def	tot	avg	pf	fo	ast	to	blk	stl	pts	avg	
2018-19	1-0	1/1.0	0-0	.000	0-0	.000	0-0	.000	0	1	1	1.0	0	0	0	0	0	0	0	0	0.0
2019-20	8-0	21/2.6	1-5	.200	0-1	.000	0-0	.000	3	2	5	0.6	0	0	0	5	0	1	2	0.3	
2020-21	4-0	12/3.0	3-6	.500	0-1	.000	0-0	.000	2	2	4	1.0	4	0	0	1	0	0	6	1.5	
TOTAL	13-0	34/2.6	4-11	.364	0-2	.000	0-0	.000	5	5	10	0.8	4	0	0	6	0	1	8	0.6	





MALAKI BRANHAM

FRESHMAN • GUARD • 6-5 • 180

Columbus, Ohio • St. Vincent-St. Mary's

22

PRIOR TO OHIO STATE

- Top 100 Recruit by ESPN ... ranked No. 32 in the 2021 class
- Named Ohio's Mr. Basketball as a senior in 2021, becoming the first SVSM player since LeBron James to win the award
- Selected to the 2021 Jordan Brand Classic, which wasn't played due to Covid 19
- Two-time first team All-Ohio honoree
- Two-time state champion (2018, 2021) who scored 1,501 career points at SVSM
- As a senior, he led St. Vincent-St. Mary to a 25-2 record and a ninth Division II state championship, averaging 21.3 points per game, 5.1 rebounds, 2.7 assists and 1.8 steals.
- In the 2021 title game vs. Columbus St. Francis DeSales, he scored a game-high 37 points.
- Led SVSM to the DII state title in 2018 as a freshman and then the Irish lost in the DI state title game during his sophomore season

SOCIAL HANDLES

TWITTER @MalakiBranham **INSTAGRAM** @malakibranham_ **TIKTOK** @malaki22

Noting Malaki...

- Has shown flashes during pre-season practice that he could be really good
- Has the chance to be the "next one up" in the backcourt
- His game is very cerebral
- Gets to "his" spot on the floor
- Physically, he does not play like a freshman
- Is very good in the midrange
- Asked Jimmy Jackson to wear his retired No. 22



KALEN ETZLER

FRESHMAN • FORWARD • 6-8 • 200

Van Wert, Ohio • Crestview

24

PRIOR TO OHIO STATE

- Three-star prospect who was ranked as the No. 144 prospect in the country and the No. 26 ranked power forward in the 2021 class.
- Nephew of Doug Etzler, who played for the Buckeyes from 1992-95
- As a sophomore, helped lead Crestview to the Division IV Ohio State Championship with averages of 12.0 points and seven rebounds a game
- Earned second team All-Ohio honors, and first team All-Northwest Ohio accolades, as a junior after averaging 17.9 points per game.
- Averaged 18 points and just under 10 rebounds per game as a senior, leading Crestview to a 19-6 record

SOCIAL HANDLES

TWITTER @kalen_etzler24 **INSTAGRAM** @kalen_etzler_24

Noting Kalen...

- Likely will redshirt this season
- An athletic forward who can play the four position
- Will add size and strength as the year goes along
- Hard worker with a good upside

HEAD COACH CHRIS HOLTMANN

Chris Holtmann begins his fifth season at the helm of the Buckeyes in 2021-22. His four seasons at Ohio State have followed the blueprint established during his tenures at both Gardner-Webb and Butler — Success.

He was named the 2018 Big Ten Coach of the Year after leading the Buckeyes to a 25-9 overall record, a No. 2 finish in the Big Ten regular-season standings (15-3) and a Second Round appearance in the 2018 NCAA Tournament.

In Year Two with Ohio State, Holtmann took a depleted roster, which was without the 2018 Big Ten Player of the Year (Keita Bates-Diop), a four-year starter (Jae'Sean Tate), a fifth-year senior contributor (Kam Williams) and a graduate transfer (Andrew Dakich) and led a youthful squad to another Second Round appearance in the 2019 NCAA Tournament. The Buckeyes won 20 games in 2018-19 (20-15), marking the sixth-consecutive season Holtmann teams have won 20 or more games.

Year Three was cut short with the cancellation of the 2020 Big Ten and NCAA Tournaments. The Buckeyes had built an impressive resume and was positioned for another NCAA Tournament appearance with an overall record of 21-10, which included wins over four conference champions (Cincinnati, Villanova, Kentucky and Maryland), four wins vs. Top 10 opponents (Villanova, at North Carolina, Kentucky and Maryland).

In another season shortened by COVID-19 implications, the 2020-21 Buckeyes still managed to finish above the 20-win mark and Holtmann was named a Naismith National Coach of the Year Finalist. Despite playing in empty arenas, undergoing daily COVID-19 testing and essentially living in isolation from family and friend, Ohio State student athletes played all 20 of its schedule Big Ten Conference regular-season games and then advanced to the championship game of the 2021 Big Ten Tournament. Ohio State ended the season with a 21-10 record following tough loss to Oral Roberts in the First Round of the NCAA Tournament. Holtmann teams again won 20+ games, for the eighth-consecutive year, and earned an NCAA Tournament berth for the sixth-consecutive year in which the NCAA Tournament was held (canceled in 2020).

The 2019-20 Buckeyes finished tied for fifth in the Big Ten at 11-9, winning nine of the final 12 league games, tied for the top finish in conference regular-season play. Ohio State climbed to as high as No. 2 in the polls after an 11-1 start that included wins over No. 10 Villanova, No. 6 North Carolina in Chapel Hill and No. 6 Kentucky in Las Vegas.

Holtmann is just the second Ohio State coach to win 20 or more games in each of his first four seasons in Columbus joining Thad Matta (12 from 2005-2016). Holtmann is the second Ohio State coach to take teams to the NCAA Tournament in his first two years: Randy Ayers (3, 1990-92). Matta's 2005 team, his first in Columbus, was not eligible for postseason competition. The next two played in the NCAA (2006, 2007) before an NIT appearance in 2008.



Chris Holtmann at a Glance

- Enters fifth season as Ohio State Head Coach (87-44 Record; 2017 to present)
- Three seasons as Butler Head Coach (70-31 Record; 2015-17)
- Three Seasons as Gardner-Webb Head Coach (44-54 Record; 2011-13)
- 10 seasons as a head coach (201-129 Record)
- Three-time Naismith National Coach of the Year Finalist (2014-15, 2017-18, 2020-21)
- 2017-18 Big Ten Coach of the Year
- 2018 USBWA District V Coach of the Year
- 2016-17 BIG EAST Coach of the Year
- 2016-17 John McLendon Award Winner
- 2016-17 and 2014-15 Jim Phelan National Coach of the Year Finalist
- 2013 Big South Conference Coach of the Year

In the first four years as an Ohio State coach, Holtmann's 87 combined wins (2018/25, 2019/20, 2020/21, 2021/21) are the third most behind Matta's 105 victories (in 2005/20, 2006/26, 2007/35, 2008/24) and Fred Taylor's 89 (1959/11, 1960/25, 1961, 27, 1962/26) in Ohio State history.

Holtmann teams have won an opening-round game in the NCAA Tournament in five of the last six years in which the NCAA Tournament was contested.

The 2018 Big Ten Coach of the Year award was the second COY honor in as many seasons, and third overall for Holtmann, who earned Big East COY in 2017. The Big East award culminated three seasons as head coach at Butler University.

Holtmann became the 14th head coach in Ohio State history when he was named to the position June 9, 2017.

The Buckeyes exceeded any and all expectations in Holtmann's first season in Columbus. Picked to finish no better than 11th in preseason media polls, the Buckeyes stormed out to a 9-0 record in Big Ten Conference play, the best start to a league season by a first-year Big Ten coach in 95 years.

Highlighting the 2018-19 season were home wins over Michigan, overcoming a first-half 20-point deficit, and No. 1 Michigan State along with a road victory at No. 3 Purdue, the Boilermakers' only home loss of the season.

HOLTMANN QUICK FACTS

- **Full Name:** Christopher Holtmann
- **Born:** Nov. 11, 1971
- **Hometown:** Nicholasville, Kentucky
- **High School:** Jessamine County HS
- **Alma Mater:** Taylor, 1994 (Psychology); Ball State, 2000 (Masters/Athletic Administration)
- **Playing Career:** Played at Brescia University in 1991 and 1992 and then transferred to Taylor (Ind.) University where he played his final two seasons in 1993 and 1994. As a senior, earned All-America honors while leading Taylor to a No. 1 ranking in the NAIA rankings.
- **Coaching Career:** Taylor (GA), 1997; Geneva (asst.), 1998-99; Taylor (asst.), 1999-2003; Gardner-Webb (asst.), 2003-08; Ohio (asst.), 2008-10; Gardner-Webb (head coach), 2010-13; Butler (asst.), 2013-14; Butler (head coach), 2014-17; Ohio State (head coach), 2017 to present.
- **Assisted Under:** Paul Patterson (Taylor); Jeff Santarsiero (Geneva); Rick Scruggs (Gardner-Webb); John Groce (Ohio); Brandon Miller (Butler).
- **Highlights:** Three-time Naismith National Coach of the Year Finalist (2015, 2018, 2021), Big Ten Coach of the Year (2018), Big South Coach of the Year (2013), Big East Coach of the Year (2017); Collegeinsider.com John McLendon National Coach of the Year (2017); NAIA All-American in 1994.

Holtmann, the USBWA District V Coach of the Year and a finalist for the 2018 Naismith COY Award, not only earned awards in 2017-18, he coached award winners as well.

Bates-Diop, who suffered a season-ending leg injury early in the 2016-17 season, returned to the Ohio State roster as a redshirt junior in 2017-18 to become the 2018 Big Ten Player of the Year while also earning Second Team All-America honors (Sporting News, USBWA). He helped the Buckeyes to the most wins (25) under a first-year head coach in Ohio State history. Bates-Diop also was a 2018 First Team All-Big Ten selection while teammate Tate was named Second Team All-Big Ten. Kaleb Wesson earned a spot on the 2018 Big Ten All-Freshman Team and was an honorable mention All-Big Ten selection in 2019.

As a team, the Buckeyes returned to the national rankings prior to a road game at Northwestern in which Ohio State, ranked No. 20 in the weekly Associated Press poll, downed the Wildcats 71-65 Jan. 17, 2018. Ohio State remained in the poll the remainder of the season, reaching as high as the No. 8 spot before ending the season at No. 17.

In three seasons at Butler, Holtmann compiled a record of 70-31 as a member of the BIG EAST conference. In eight years as a head coach, which includes three years at Gardner-Webb (44-54) and two in Columbus (45-24), his career record is 159-109. His teams have won at least 20 games in each of the last six seasons.

HEAD COACH CHRIS HOLTMANN

Butler advanced to the NCAA Tournament in all three seasons with Holtmann as the head coach. He was the 2016-17 BIG EAST Coach of the Year, the 2013 Big South Conference Coach of the Year and a Naismith National Coach of the Year Finalist in 2014-15.

In 2016-17, Butler advanced to the NCAA "Sweet 16" for the first time since 2011, tallying a 14-5 regular-season record against 12 teams that made the 2017 NCAA Tournament field. Wins over Arizona, Cincinnati, Northwestern, Vanderbilt, Vermont, and Bucknell, in addition to a pair of wins over Villanova, helped the Bulldogs to a second-place finish in the BIG EAST and a No. 4 seed in the NCAA Tournament. Butler's win over Villanova at Hinkle Fieldhouse Jan. 4, 2017 was the second win over a No. 1-ranked team in Butler history.

Holtmann, one of only two coaches in Butler history to lead the Bulldogs to the NCAA Tournament in each of his first three seasons -- Brad Stevens is the other -- garnered BIG EAST Coach of the Year honors in 2017, in addition to being named a finalist for the Jim Phelan National Coach of the Year Award. Under Holtmann's tutelage, Andrew Chrabascz was named first team All-BIG EAST, while Kelan Martin was selected to the All-BIG EAST second team and Kamar Baldwin was voted on to the BIG EAST's five-member All-Freshman Team in 2016-17.

In 2015-16, Butler ranked in the Top 25 nationally, scoring 79.9 points per game, and ascended to as high as ninth in the AP poll after opening the season win an 11-1 non-conference record. The 2014-15 campaign, Holtmann's first leading the Butler program, saw the Bulldogs post a 23-11 record, finish in a tie for second place in the BIG EAST and win at least one game in the NCAA Tournament for the first of three-consecutive seasons. The Bulldogs' success in his initial season as head coach earned Holtmann a spot as a finalist for both the Naismith National Coach of the Year Award and the Jim Phelan National Coach of the Year Award.

Holtmann spent the 2013-14 season as an assistant coach for the Bulldogs before being named interim head coach in October 2014 and then being elevated to head coach at Butler in January 2015.

Prior to his time at Butler, Holtmann was head coach at Gardner-Webb for three seasons from 2010-13, leading the Runnin' Bulldogs to a school Division I record 21 victories in his final season after taking over a program that won just eight games in 2009-10. In his last season at Gardner-Webb, Holtmann garnered Big South Conference and NABC District 3 Coach of the Year laurels.

Before becoming head coach at Gardner-Webb, Holtmann served two seasons as an assistant coach at Ohio University under former Ohio State assistant coach John Groce, and spent five seasons, including four as associate head coach, on the staff at Gardner-Webb

Holtmann, from Nicholasville, Ky., was an NAIA All-American guard at Taylor University, helping guide the Trojans to a 25-9 record, a No. 1 national ranking and a berth in the NAIA National Tournament in 1993-94. After his playing days, Holtmann spent the 1997-98 season as a graduate assistant at Taylor and

AS AN ASSISTANT

Year	School	Record	Conference	Postseason
1998-99	Geneva	11-20		
1999-2000	Taylor	19-14	6-8	
2000-01	Taylor	17-16	7-7	
2001-02	Taylor	25-7	11-3	
2002-03	Taylor	25-9	10-4	NAIA First Round
2003-04	Gardner-Webb	9-20	6-14	
2004-05	Gardner-Webb	18-12	13-7	
2005-06	Gardner-Webb	9-20	6-14	
2006-07	Gardner-Webb	9-21	7-11	
2007-08	Gardner-Webb	16-16	9-7	
2008-09	Ohio University	15-17	7-9	
2009-10	Ohio University	22-15	7-9	
2013-14	Butler	14-17	4-14	

AS A HEAD COACH

Year	School	Record	Conf/Place	Postseason
2010-11	Gardner-Webb	11-21	6-12/9th	
2011-12	Gardner-Webb	12-20	6-12/9th	
2012-13	Gardner-Webb	21-13	11-5/2nd (South)	CIT First Round
3-Year Gardner-Webb Record		44-54	23-29	
2014-15	Butler	23-11	12-6/3rd	NCAA Third Round
2015-16	Butler	22-11	10-8/4th	NCAA Third Round
2016-17	Butler	25-9	12-6/2nd	NCAA Sweet 16
3-Year Butler Record		70-31	34-20	
2017-18	Ohio State	25-9	15-3/2nd	NCAA Second Round
2018-19	Ohio State	20-15	8-12/8th	NCAA Second Round
2019-20	Ohio State	21-10	11-9/5th	Postseason Canceled
2020-21	Ohio State	21-10	12-8/5th	NCAA Opening Round
4-Year Ohio State Record		87-44	46-32	
10-Year Collegiate Record		201-129 (.609)		6 NCAA/1 CIT



the 1998-99 season as an assistant at Geneva College before returning to Taylor as an assistant coach under Paul Patterson from 1999-2003. In his last two seasons as an assistant at his alma mater, Holtmann helped lead the Trojans to a 50-16 record, back-to-back conference titles and a ranking in the Top 15 nationally.

Holtmann earned his bachelor's degree in psychology from Taylor in 1994 and a master's degree in athletic administration from Ball State in 2000. He and his wife, Lori, have one daughter, Nora Jane.



HEAD COACH CHRIS HOLTMANN

HOLTMANN VS. ALL OPPONENTS

Opponent	W	L	Florida State	0	1	Middle Tennessee	1	0	Southern Utah	1	0	
Akron	0	0	Georgetown	4	3	Minnesota	3	3	Spalding	1	0	
Alabama A&M	0	0	Gonzaga	0	2	Missouri State	1	0	St. John's	5	1	
Alice Lloyd College	1	0	High Point	3	4	Morehead State	1	0	Stanford	1	0	
Appalachian State	1	0	Houston	0	1	Morgan State	1	0	Stetson	1	0	
Arizona	1	0	Howard	1	0	Nebraska	5	0	Syracuse	0	1	
Arizona State	0	1	Illinois	4	4	New Orleans	0	0	Temple	1	0	
Austin Peay	1	0	Illinois State	1	0	Niagara	0	0	Tennessee	1	1	
Belmont	1	0	Indiana	7	3	Norfolk State	1	0	Tennessee Martin	1	0	
Bowling Green	0	0	Indiana State	2	1	North Carolina	2	3	Tennessee Tech	1	1	
Bucknell	2	0	IUPUI	1	0	North Carolina Asheville	2	4	Texas	1	0	
Butler	0	2	Iowa	4	3	Northern Colorado	1	0	Texas Southern	1	0	
Cal	0	0	Iowa State	1	0	Northeastern	1	0	Texas Tech	1	0	
Campbell	2	2	Kennesaw State	1	0	Northwestern	6	2	Towson	0	0	
Central Arkansas	1	0	Kent State	1	0	Notre Dame	1	1	UCLA	2	0	
Charleston	2	0	Kentucky	1	0	Oklahoma	0	2	Utah	1	0	
Charleston Southern	4	2	Lees-McRae	1	0	Oral Roberts	0	1	Vanderbilt	1	0	
Chattanooga	2	0	Liberty	1	4	Penn State	3	4	Vermont	1	0	
Cincinnati	4	0	Lipscomb	1	1	Presbyterian	2	3	Villanova	3	4	
Citadel	3	0	Longwood	1	0	Providence	2	5	Virginia	0	1	
Clemson	0	2	Louisville	0	1	Purdue	4	4	Virginia Intermount	1	0	
Cleveland State	2	0	Loyola Maryland	1	0	Purdue Fort Wayne	2	0	Virginia-Wise Highland	1	0	
Coastal Carolina	3	4	Maine	1	0	Radford	4	2	VMI	3	3	
Covenant	1	0	Marquette	5	1	Robert Morris	1	0	Wake Forest	0	1	
Creighton	4	3	Maryland	3	3	Rutgers	6	1	West Virginia	0	1	
Delaware State	1	0	Mary Washington	1	0	Samford	1	0	Western Carolina	1	0	
DePaul	7	0	Massachusetts Lowell	2	0	Savannah State	0	1	William and Mary	1	1	
Duke	0	0	Mercer	1	0	Seton Hall	5	1	Winthrop	3	4	
East Carolina	0	2	Miami, Florida	0	1	South Carolina State	2	1	Wisconsin	2	3	
Eastern Kentucky	0	1	Miami, Ohio	1	0	South Dakota State	1	0	Wofford	0	1	
Elon	0	1	Michigan	4	4	Southeast Missouri	1	0	Xavier	3	5	
Florida	0	0	Michigan State	2	5	Southern Ill. Edwardsville	1	0	Youngstown State	1	0	
Totals											201	129



RYAN PEDON, ASSISTANT COACH -- FIFTH SEASON

Ryan Pedon enters his fifth season in 2021-22 as an assistant coach at Ohio State after joining the staff in June 2017. The Columbus native returned home after spending two seasons as an assistant on Chris Holtmann's staff at Butler.

In four years at Ohio State, Pedon helped the Buckeyes exceed all expectations, building an overall record of 87-44. The Buckeyes qualified for the NCAA Tournament three times, reaching the Second Round twice (2018, 2019).

Ohio State finished the 2018 season with a 25-9 overall record. The Buckeyes recorded a 15-3 Big Ten Conference regular-season record to help the Buckeyes to a second-place finish in the league standings.

Ohio State completed the 2018-19 campaign with another 20-wins and a second-consecutive trip to the NCAA Tournament Second Round after a defeat of Iowa State in the NCAA First Round game in Tulsa.

Heading into the 2020 Big Ten Tournament, which, along with the 2020 NCAA Tournament was canceled, the Buckeyes built an overall record of 21-10 with a league mark of 11-9, good enough for a tie for the No 5 spot in the league standings. The Big Ten was considered the best league nationally and the toughest top-to-bottom in perhaps the history of the league in 2020. The league was better in 2021. The Buckeyes finished fifth overall in the conference with a 12-8 record.

In Pedon's two seasons at Butler, the Bulldogs tallied a 47-20 record and advanced the NCAA Tournament twice. In 2016-17, the Bulldogs went 25-9, finished second in the BIG EAST and advanced to the Sweet 16 for the first time since 2011. In 2015-16, Butler went 22-11 and advanced to the second round of the NCAA Tournament.

Before his time at Butler, Pedon spent two seasons at Illinois as an assistant to head coach (and former Ohio State assistant) John Groce. Pedon



also spent three seasons as an assistant coach and recruiting coordinator at Toledo, helping the Rockets to 19 wins in 2011-12, and five seasons at Miami (Ohio), where the RedHawks won the MAC Tournament title in 2007 to earn the school's first NCAA Tournament bid since 1999.

In 2020, Pedon joined Coaches 4 Change (C4C), an organization founded by college basketball coaches who are dedicated to help their student-athletes, their campus, and their communities. The mission of C4C is to provide a platform that engages, educates, empowers and evolves the collegiate student-athlete on issues of social injustices, systemic racism and the power of voting in the endless pursuit of equality.

Pedon also served as director of basketball operations at Kent State from 2002-05 and as a graduate assistant at Miami (Ohio) from 2000-02.

Pedon played college basketball at Wooster, where he was a three-year letterwinner and helped the Fighting Scots to three NCAA Tournaments and three North Coast Athletic Conference (NCAC) regular-season championships. In 2000, he won Wooster's prestigious "Bear Award."

Pedon received his bachelor's degree in communications from Wooster in 2000 and a master's degree in sport organization from Miami (Ohio) in 2002. He and his wife, Stephanie, have a son, Maddox.

2017-present – Ohio State, Assistant Coach
 2015-17 – Butler University, Assistant Coach
 2013-15 – Illinois, Assistant to the Head Coach
 2010-13 – Toledo, Assistant Coach
 2005-10 – Miami (Ohio), Assistant Coach
 2002-05 – Kent State, Director of Basketball Operations
 2000-02 – Miami (Ohio), Graduate Assistant

JAKE DIEBLER, ASSISTANT COACH -- THIRD SEASON

Jake Diebler begins his third season on the Ohio State bench as an assistant coach in 2010-21 after spending three seasons on the Vanderbilt sidelines in the same capacity.

In his first year at Ohio State, the Buckeyes built an overall record of 21-10 with a league mark of 11-9, good enough for a tie for the No 5 spot in the league standings. The Big Ten was considered the best league nationally and the toughest top-to-bottom in perhaps the history of the league in 2020. The 2020 Big Ten Tournament, which, along with the 2020 NCAA Tournament was canceled following the completion of the Big Ten regular season. The Buckeyes again finished with a 21-10 record in 2020-21 season, which also was shortened by COVID-19. The Buckeyes advanced to the title game of the 2021 Big Ten Tournament in Indianapolis after a fifth-place finish in league play (12-8).

Familiar with the Ohio State program after spending three years as the Buckeyes' video coordinator (2014-16) and watching his brother Jon become the all-time 3-point record holder at both Ohio State and in Big Ten history (2008-11), Diebler returned to Ohio where he starred as a high school player in Upper Sandusky.

Jon is the all-time leading scorer in Ohio High School basketball history (3,208). Jake holds the all-time Ohio high school career records in both assists (835) and steals (578).

Prior to his first stint with the Buckeyes, Jake coached at Valparaiso with Bryce Drew, where he was part of a staff which helped lead Valparaiso to 22 wins and the regular-season championship in 2012, the first by Valpo since joining the Horizon League. Diebler, who also worked for Drew at Vanderbilt, helped the Crusaders to a berth in the 2012 Postseason National Invitation Tournament. In the 2012-13 season, the Crusaders posted a 26-8 overall re-



cord, won the Horizon League regular-season championship for consecutive years, and a berth in the 2013 NCAA Tournament. Diebler served as director of basketball operations during the 2010-11 season, helping the Crusaders to a 23-win season.

While at Ohio State in the role of video coordinator, Diebler helped the Buckeyes advance to two NCAA Tournaments and also helped mentor Aaron Craft, the 2014 National Defensive Player of the Year, and D'Angelo Russell, the No. 2 overall pick in 2015 NBA Draft and 2015 First-Team All-American.

Diebler ranked among the Horizon League Top 10 in a trio of categories as a senior at Valparaiso, finishing fourth in minutes played (33.8/game), sixth in 3-pointers made (1.8/game) and eighth in steals (1.3/game). He finished his Crusader career 10th with 130 career steals and 16th all-time at Valpo with 229 career assists.

Also a standout in the classroom, Diebler earned Academic All-League honors and Horizon League Academic Honor Roll mention during his career, as well as being named to the NABC Honors Court. Diebler graduated with a bachelor's degree in marketing from Valparaiso in May 2009 and with an MBA in 2011.

Coaching runs in the family for Diebler. His father Keith, coached high school basketball in the state of Ohio for almost 40 years, while his older brother Jeremiah coached high school basketball as well.

Jake and his wife Jordyn have two young daughters, Jaymes and Jessa.

2019-Present – Ohio State Assistant Coach
 2017-2019 – (3 years) Vanderbilt Assistant Coach
 2014-2016 (3 years) – Ohio State Video Coordinator
 2012-2013 (2 years) – Valparaiso – Assistant Coach
 2011 (1 year) – Valparaiso – Director of Operations
 2010 (1 year) – Valparaiso – Student Assistant

TONY SKINN, ASSISTANT COACH -- FIRST SEASON



Tony Skinn joined Chris Holtmann's staff in May of 2021. Skinn came to Columbus following a three-year stint as an assistant coach at Seton Hall.

At Seton Hall, Skinn worked closely with the guards and helped Quincy McKnight become one of the best point guards in the BIG EAST. He also played an influential role in the development of Myles Powell who was the 2020 BIG EAST Player of the Year. Skinn was part of the Pirates fourth consecutive NCAA Tournament appearance in 2019 which was a program record. The Pirates also won a BIG EAST regular season title in 2020 and was on track for another tournament bid. In 2020-21, Seton Hall was 14-13 and advanced to the BIG EAST Tournament semifinals.

Skinn and the Pirates won 55 games during his three-year run as a member of head coach Kevin Williard's staff.

Prior to joining Seton Hall, Skinn's had a three-year successful run as an assistant coach at Louisiana Tech, as the Bulldogs won 63 games during his tenure, including back-to-back 23-win seasons and a pair of top-four finishes in Conference USA. In three seasons with Skinn's aid, Louisiana Tech student-athletes garnered five All-Conference USA selections and three Conference USA All-Freshmen picks. Skinn was instrumental in the development of point guard DaQuan Bracey, who set a Louisiana Tech and Conference USA record for most assists by a rookie (193) in 2016-17 en route to Conference USA Freshman of the Year honors. Bracey also finished the season with the sixth-best assist/turnover ratio in the country at 3.51.

Prior to his tenure at Louisiana Tech, Skinn served as the director of athletics at the Paul International High School in Washington, D.C., and was an assistant coach for NIKE Team Takeover, one of the premier AAU programs in the country. While working for NIKE Team Takeover, he helped recruit and develop student-

athletes who went on to earn Div. I college scholarships.

Skinn, who was born in Nigeria and grew up in Takoma Park, Md., played his college basketball at George Mason, where he was a 1,000-point scorer and two-time All-CAA selection. His nine steals against Northeastern on Jan. 19, 2006, set a George Mason and CAA conference record that still stands today.

Skinn and his George Mason teammates were the top college basketball story in 2006 when the Patriots earned an at-large bid into the NCAA Tournament as a No. 11 seed and upset No. 6 seed Michigan State, No. 3 seed North Carolina, No. 7 seed Wichita State and No. 1 seed Connecticut en route to the NCAA Final Four. The March Madness run was deemed one of the most improbable and unexpected performances in college basketball history.

After making history at George Mason, Skinn went on to play professionally in Europe for many years, including three in France. In 2012, he was a member of the Nigerian national team that qualified for the Olympics in London by finishing third at the FIBA World Olympic Qualifying Tournament in Caracas, Venezuela. He averaged 10 points a game during the tournament as Nigeria upset Greece in the quarterfinals, lost to Russia in the semifinals but then topped the Dominican Republic to earn the final Olympic qualifying berth. In London, Skinn and Nigeria won their first Olympic preliminary round game, defeating Tunisia, 60-56, before finishing 10th in the tournament.

Tony and his wife Weyni have three children — Isaiah, Liam and Noelle.

2021-Present – Ohio State Assistant Coach
 2019-2021 (3 years) – Seton Hall Assistant Coach
 2016-2018 (3 years) – Louisiana Tech Assistant Coach

DAVID EGELHOFF, DIRECTOR OF BASKETBALL OPERATIONS



24TH SEASON

David Egelhoff is in his 16th season as the Director of Basketball Operations and 24th overall with the Buckeyes. He directs the day-to-day operations of the program and acts as the main liaison between the team and other areas in the athletics department and university. He oversees items such as team budget, travel, scheduling and program advancement. Prior to his current role, he spent three years (2004-2006) as the program's video coordinator assisting in self and opponent video analysis. He spent five seasons (1998-2002) as a student manager at Ohio State, serving as the head manager his senior year.

Recent projects he has worked on include enhancing the game day experience for fans through promotions and use of technology. In addition, during the Fall of 2006, he presented a plan to Ohio State's Athletics Administration detailing the need for facility additions for the men's and women's basketball programs. That plan has resulted in a new practice facility attached to the Schottenstein Center. The project, completed in the summer of 2013, includes renovated locker rooms, women's gym and athletic training room along with a new weight room and men's practice gym. In 2018, the men's and women's basketball offices for coaches and staff were added.

Egelhoff spent the 2002-03 season working in basketball operations for the Orlando Magic. There he assisted in preparing video edits for the coaches and team, assisted in team operations, and evaluated collegiate talent. He also has been selected as a member of the support staff for various USA Basketball teams and events including the 2002 Youth Development Festival in Colorado Springs, Colo., the 2002 Junior World Championship Qualifying Team in Miami, Fla., and the 2005 World Championship Qualifying Team in Sao Paulo, Brazil.

He received his undergraduate degree in business administration from the Fisher College of Business in 2001. He received a master's degree in sport management from Ohio State in 2005. He and his wife, Kelsey, a three-time Ohio State graduate with a Ph.D. in speech and hearing science, reside in Clintonville. The couple have two daughters, Elizabeth and Katelyn.

QUADRIAN BANKS, STRENGTH & CONDITIONING COACH



FIFTH SEASON

Quadrian Banks is in his fifth season as strength and conditioning coach at Ohio State in 2021-22 after being hired in July 2017. Ohio State is the fifth men's basketball program that Banks has worked with over his career.

Banks came to Ohio State after a year in performance and conditioning with the Indianapolis Colts. Before he worked with the Colts, Banks was the assistant strength and conditioning coach for the Philadelphia Eagles. Prior to joining the Eagles, he was the director of athletic performance for two seasons at Gardner-Webb University. He also served as the assistant strength and conditioning coach at the University of Mississippi (2008-10) and University of Richmond (2007-08).

He was named a Master Strength and Conditioning Coach by the Collegiate Strength & Conditioning Coaches Association May 13, 2020. He will be presented with the honor May 6, 2021 in Fort Worth, Texas, at the next scheduled CSCCa National Conference.

Banks attended the University of Texas at Austin and received his undergrad degree (Kinesiology – Health Promotion and Fitness) in 2003. He earned a Masters of Education at Prairie View A&M in 2005.

Banks Professional Timeline

- Ohio State Men's Basketball Strength and Conditioning Coach (July 2017-present) – basketball
- Indianapolis Colts Performance and Conditioning (Jan. 2016 to July 2017)
- Philadelphia Eagles Assistant Strength & Conditioning Coach (March 2013-Jan. 2016)
- Gardner-Webb Director of Athletic Performance (Jan. 2011-March 2013) – Basketball
- University of Mississippi Assistant Strength & Conditioning Coach (Aug. 2008-May 2010) – assisted with basketball
- University of Richmond Assistant Strength & Conditioning Coach (July 2007-Aug. 2008)
- Hampton University Assistant Strength & Conditioning Coach (Jan. 2007-July 2007) – assisted with basketball
- Prairie View A&M University Head Strength & Conditioning Coach (Aug. 2004-Dec. 2005)
- University of Texas at Austin Student Strength and Conditioning Intern Coach (2001-04)

MIKE NETTI, ASSISTANT TO THE HEAD COACH



FIFTH SEASON

Mike Netti is in his fifth season at Ohio State as special assistant to head coach Chris Holtmann in 2021-22. Netti had been an assistant coach at East Carolina for four seasons (2014-17) and previously spent three years as an assistant on Holtmann's staff at Gardner-Webb.

In Netti's four seasons at East Carolina, the Pirates won 58 games as Netti saw a pair of student-athletes garner American Athletic Conference All-Rookie Team honors. During his first season in Greenville in 2013-14, Netti also helped guide Akeem Richmond to an NCAA-best 155 3-pointers made. As an assistant under Holtmann at Gardner-Webb, Netti helped the Runnin' Bulldogs to a school Division I record 21 victories in 2012-13. In addition, Netti helped guide guard Tashan Newsome to second team All-Big South Conference honors.

Prior to joining Holtmann for the second time at Gardner-Webb, where he also was an assistant from 2002-06, Netti spent two seasons at Lackawanna (Pa.) College, leading the school to 43 wins in his two seasons as two Falcons earned NJCAA Division II All-America honors, and spent two seasons as an assistant coach at St. Francis (N.Y.).

Netti was a two-year varsity letterman at Division III Alvernia College in Reading, Pa., helping the team to a Pennsylvania Athletic Conference Title and a berth in the NCAA Division III Tournament. He graduated from Syracuse University in 2002.

TERENCE DIALS, DIRECTOR OF PROFESSIONAL DEVELOPMENT



THIRD SEASON

Terence Dials, the 2006 Big Ten Player of the Year and 2015 inductee into the Ohio State Athletics Hall of Fame, was named the director of professional development with the men's basketball program Sept. 4, 2019. He begins his third season with the men's basketball program in 2021-22.

Dials, who lettered in 2002 and then from 2004-06, played 132 games during his career, scoring 1,566 points and grabbing 867 rebounds. His point total rates No. 14 all-time in Ohio State history while his rebound total is ranked No. 5.

His duties will primarily include providing and arranging professional development and community service opportunities for the Buckeyes. Dials will work with the Eugene D. Smith Leadership Institute to arrange internships, mentors, job fairs and other personal and career growth initiatives for student-

athletes. He also will provide academic support, oversight and mentoring.

SUPPORT STAFF

BRAD WATSON

ATHLETIC TRAINER

Brad Watson joined the Ohio State University Athletic Training Staff in November 2019 and serves as an athletic trainer for the men's basketball and women's golf teams.

Watson returns to his alma mater where he received a Bachelor of Science degree in Athletic Training from Ohio State in 2011. After graduation, he attended Eastern Michigan University and earned a Master's in Sports Management in April of 2013. While at Eastern Michigan, Watson worked with the wrestling and baseball teams as a graduate assistant athletic trainer.

After finishing graduate school, Watson worked as an assistant athletic trainer at Eastern Michigan University starting in 2013 with men's basketball and men's golf while supervising women's volleyball, women's rowing and baseball. He was then promoted to assistant director for sports medicine/associate head athletic trainer in September 2018.

Watson is a certified and Ohio licensed athletic trainer and a member of the National Athletic Trainers' Association, the Ohio Athletic Trainers' Association, and the College Athletic Trainers' Society. He currently holds certifications in Level 1 Instrument assisted soft tissue mobilization and Level 1 dry needling. He is originally from Bellevue, Ohio, and currently resides in Columbus, Ohio.

GREG ODEN

GRADUATE ASSISTANT

Greg Oden is in his first season as a graduate assistant with the program in 2021-22. He is obviously no stranger to Ohio State as he led the Buckeyes to the national title game in his lone season as a player in 2007 and the spent three seasons as a student manager while completing his degree from 2017-19.

Oden was the Naismith Prep Player of the Year coming out of Lawrence North High School and was dominant in his one season with the Buckeyes in 2006-07. He averaged 15.7 points, 9.6 rebounds and 3.3 blocks per game while earning First-team All-Big Ten honors. He was named the NABC Defensive Player of the Year, the Pete Newell Big Man Award winner and a consensus second team All-American.

Following that season, he was selected with the No. 1 overall pick in the 2007 NBA Draft by the Portland Trailblazers. He played two seasons in Portland and one season in Miami. Following his NBA career, Oden played with the Jiangsu Dragons of the Chinese Basketball Association and also participated in the TBT and the Big3.

Oden returned to Ohio State prior to the 2016-17 season and worked as a student manager for three seasons while completing his sport industry degree. He received his undergraduate degree in the spring of 2019.

Oden would like to pursue a career in coaching and has joined the Buckeye staff in 2021-22 as a graduate assistant. He is pursuing his masters in Sports Coaching.

Oden and his wife Sabrina were married in 2017 and have one daughter Londyn.

KYLE DAVIS

COORDINATOR OF RECRUITING AND OPERATIONS

Kyle Davis begins his sixth season as the video coordinator for the Ohio State men's basketball program in 2021-22. Davis is a two-time Ohio State graduate with a Bachelor's degree in sport industry (2013) and a Master's in sports management (2015). He spent four years as an undergraduate manager with the Buckeyes from 2010-14 and a graduate manager from 2015-16.

Davis' main duties include oversight of the video operations of the program. He assists in the daily operations management, including on-campus recruiting activities, gameday and travel logistics, organizing camps and clinics and assisting with purchasing and budget tracking as well as other administrative duties.

ROBBIE RUCKI

PROGRAM ASSISTANT

Robbie Rucki begins his seventh season as a program assistant for the Ohio State men's basketball program in 2020-21.

Rucki earned his undergraduate degree in marketing from Ohio State University in 2016. He spent four years as an undergraduate manager with the Buckeyes from 2012-16.

In his current role he will assist with a variety of administrative tasks related to camps, clinics, banquets, gameday events, general correspondence with the public, campus tours and office operation.

He and his wife, Laura (also an OSU grad) reside in Columbus.

JOHN McCAUSLAND

PROGRAM ASSISTANT

John McCausland is in his first season as program assistant in 2021-22 and his sixth overall with the program. The Avon, Ohio native spent four years as a student manager from 2015-19 and was a graduate assistant in 2020-21.

McCausland graduated from Ohio State in 2019 with a bachelor's degree in finance. He then spent the 2019-20 NFL season in Football Operations with the Cleveland Browns assisting in all aspects of day-to-day team operations. He returned to OSU as a graduate assistant for the 2020-21 season and graduated with a masters of science in kinesiology, sport management in the spring 2021.

Prior to joining the Browns organization, the northeast Ohioian served as a batboy for the Cleveland Indians from 2014-19 and worked the 2016 World Series and 2019 MLB All-Star Game.

MEGAN LEITNAKER

ATHLETICS ACADEMIC COUNSELOR

Megan Leitnaker is in her fourth season as the academic counselor for the men's basketball team in 2020-21. Leitnaker, a native of Columbus, Ohio, also works with the men's volleyball, softball, and synchronized swimming teams.

A former women's basketball player herself, Leitnaker began her collegiate career at St. Bonaventure before transferring to University of Findlay.

She earned her degree in mathematics and secondary education from Findlay in 2007 and then received her master's degree in applied mathematics from the University of Dayton in 2009. While at Dayton, she spent a year as a graduate assistant in the mathematics department and a year in the compliance office.

After earning her master's degree, she worked one year as an adjunct mathematics instructor at Columbus State Community College before joining the Ohio State Student Athlete Support Services Office staff in 2010.

The former Megan Cable, she was married to Brant Leitnaker in the summer of 2018. The couple has one daughter, Eva.

SUPPORT STAFF

DR. GRANT JONES

ORTHOPEDIC SURGEON

Dr. Grant Jones is in his 26th season as an Ohio State orthopedic surgeon. Jones, a native of Upper Arlington, Ohio, graduated from Denison University with a bachelor of science degree in 1988. He earned his medical doctorate from the Ohio State College of Medicine in 1992 and completed his Sports Medicine Fellowship at the Hughston Clinic in Georgia. A full professor of orthopedic surgery at Ohio State, Jones has numerous honors and awards to his credit. Most recent was his induction into the Capital One Academic All-America Hall of Fame in the summer of 2015.

In 2012, Jones was selected for the exclusive American Shoulder and Elbow Surgeons society, which has just over 200 members worldwide. In the spring of 2012, he presented research in Lake Como, Italy and Geneva, Switzerland. In 2013, Jones was the featured guest international lecturer at the International Arthroscopy, Shoulder, and Sports Medicine Course in Cartagena, Colombia. He also has been awarded two Neer Awards (2011 and 2013) which are given to the authors of the top international research papers in shoulder and elbow surgery.

Jones presently serves on the American Orthopedic Society of Sports Medicine (AOSSM) Traveling Fellowship Committee. He also was selected to be a team physician for U.S. Lacrosse in 2011 and is the head team physician for Upper Arlington High School.

In 2008, Jones participated in the AOSSM traveling fellowship to South America (one of four American orthopedic surgeons selected).

In 2007, Jones was awarded the Ohio Athletic Trainers Association Team Physician of the Year Award. He also spent part of the summer in Chile lecturing on shoulder and elbow injuries and was named to the American Orthopaedic Society for Sports Medicine National Publications Committee.

He recently took on the role (2009) of team physician for the Columbus Clippers, the Triple A affiliate of Major League Baseball's Cleveland Indians. The Clippers are located in Columbus.

The class valedictorian at both Upper Arlington High School (1984) and at Denison (1988), Jones was a team captain for the Denison football squad and team MVP in 1988. He was the Woody Hayes National Scholar-Athlete of the Year in 1987 and was an All-North Coast Athletic Conference performer in 1986 and '87. *Time Magazine* selected him for its Achievement Award as one of the Top 20 College students in the nation in 1987. He is an active member and national speaker for numerous medical societies and is an Article Reviewer for four major orthopaedic surgery journals.

Jones and his wife, Jamie, reside in Upper Arlington with their son Hudson and daughter Evelyn.

ERIC BUCHANAN

EQUIPMENT MANAGER

Eric Buchanan, a native of Clintonville, Ohio, is entering his 25th year as an equipment manager at Ohio State and 11th with the men's basketball program. His duties range from negotiating equipment purchases with various manufacturer representatives to handling game-day equipment related issues. Buchanan has been involved in the equipment industry since 1991, when he served as a volunteer equipment manager for the University of Cincinnati football team. He held that position until he graduated in 1994 with a bachelor of arts degree in sociology.

He received a master of arts degree in athletic administration in 1995 from Ohio University, while serving as a graduate assistant equipment manager for OU's basketball, football and track programs.

Prior to his appointment at Ohio State Oct. 1, 1996, Buchanan spent a year as an assistant equipment manager at the University of California at Berkeley and worked with the football, women's basketball, swimming, water polo, rugby and golf teams. He also was a volunteer intern with the Oakland Raiders while at California. Buchanan currently resides in Columbus.

GARY PETIT

ATHLETICS COMMUNICATIONS

Gary Petit joined the Ohio State staff in September of 2014. He is currently working with the men's basketball, women's soccer, men's tennis, baseball and men's golf programs and has previously worked with the women's basketball, synchronized swimming and rifle programs. Petit also oversees the office's student assistants.

Petit served as the local media coordinator for the 2018 NCAA Women's Basketball Final Four and was media coordinator for the 2019 NCAA Men's Basketball First & Second Round at Nationwide Arena.

The Ohio native spent six seasons at Wake Forest prior to coming to Columbus. He was the primary contact for the women's basketball and men's and women's golf teams while also working as the secondary football contact for four years. Petit also worked with the Demon Deacon track and field and volleyball teams during his time in Winston-Salem.

Prior to Wake Forest, Petit served as the assistant sports information director at Division III Ohio Northern from 2006-08 while earning his master's degree in sport administration from Bowling Green State University. He worked with all 21 sports at Ohio Northern and served as the media coordinator for the OHSAA basketball regional playoffs in Ada.

Petit earned his undergraduate degree from Baldwin Wallace University in 2006 where he was a four-year letterwinner and a three-year captain on the golf team. He and his wife Rebekah reside in Grove City with their sons Noah and Levi.



2020-21 STATISTICS

Game Records

Record	Overall	Home	Away	Neutral
ALL GAMES	21-10	10-4	7-4	4-2
CONFERENCE	12-8	6-4	6-4	0-0
NON-CONFERENCE	9-2	4-0	1-0	4-2

Score by Periods

Team	1st	2nd	OT	TOT
Ohio St.	1157	1201	34	2392
Opponents	1047	1126	31	2204

Team Box Score

No.	Player	Total					3-Point		F-Throw		Rebounds				Other				PTS	AVG		
		GP-GS	MIN	AVG	FG-FGA	FG%	3FG-3FGA	3FG%	FT-FTA	FT%	OFF	DEF	TOT	AVG	PF	DQ	A	TO			BLK	STL
4	WASHINGTON JR., Duane	31-31	995:20	32.1	171-417	.410	89-238	.374	76-91	.835	5	100	105	3.4	51	0	90	67	1	13	507	16.4
2	LIDDELL, E.J.	29-29	849:35	29.3	158-333	.474	27-80	.338	126-169	.746	51	142	193	6.7	86	2	52	47	31	19	469	16.2
4	SUEING, Justice	31-31	876:22	28.3	109-222	.491	22-61	.361	93-124	.750	48	122	170	5.5	75	3	46	56	6	29	333	10.7
3	WALKER, CJ	27-12	810:43	30.0	82-200	.410	13-49	.265	79-84	.940	11	75	86	3.2	69	1	118	55	3	24	256	9.5
5	YOUNG, Kyle	27-26	710:51	26.3	88-162	.543	13-30	.433	44-52	.846	48	101	149	5.5	72	1	34	13	15	12	233	8.6
0	AHRENS, Justin	31-18	564:22	18.2	58-134	.433	54-127	.425	7-10	.700	6	53	59	1.9	38	1	11	11	7	16	177	5.7
3	KEY, Zed	31-1	363:47	11.7	61-99	.616	0-0	.000	38-69	.551	47	58	105	3.4	60	0	9	24	22	3	160	5.2
1	TOWNS, Seth	25-0	274:04	11.0	32-76	.421	15-44	.341	16-20	.800	11	43	54	2.2	30	0	7	8	5	5	95	3.8
2	JALLOW, Musa	26-5	406:44	15.6	31-61	.508	1-18	.056	13-23	.565	15	41	56	2.2	55	0	17	16	11	10	76	2.9
1	SOTOS, Jimmy	12-2	114:54	9.6	6-18	.333	5-15	.333	3-4	.750	3	6	9	0.8	15	1	13	6	1	3	20	1.7
0	DAVIDSON JR., Jansen	2-0	07:14	3.6	0-1	.000	0-0	.000	3-4	.750	0	1	1	0.5	0	0	0	1	0	0	3	1.5
2	HOOKFIN, Harrison	4-0	12:55	3.2	3-6	.500	0-1	.000	0-0	.000	2	2	4	1.0	4	0	0	1	0	0	6	1.5
0	JOHNSON JR., Meechie	17-0	99:33	5.9	7-18	.389	6-12	.500	1-6	.167	1	6	7	0.4	6	0	3	5	1	3	21	1.2
3	BROWN III, Eugene	29-0	178:10	6.1	13-37	.351	7-25	.280	2-4	.500	9	28	37	1.3	10	0	6	4	4	3	35	1.2
5	DIALLO, Ibrahima	5-0	10:25	2.1	0-2	.000	0-0	.000	1-4	.250	3	1	4	0.8	0	0	0	0	1	0	1	0.2
Team											45	51	96					15				
Total		31	6275		819-1786	.459	252-700	.360	502-664	.756	305	830	1135	36.6	571	9	406	329	108	140	2392	77.2
Opponents		31	6275		767-1821	.421	238-700	.340	432-610	.708	307	735	1042	33.6	588	9	424	312	82	149	2204	71.1

Team Statistics

	OSU	OPP
Scoring	2392	2204
Points per game	77.2	71.1
Scoring margin	+6.1	-
Field goals-att	819-1786	767-1821
Field goal pct	.459	.421
3-point fg-att	252-700	238-700
3-point FG pct	.360	.340
3-pt FG made per game	8.1	7.7
Free throws-att	502-664	432-610
Free throw pct	.756	.708
F-Throws made per game	16.2	13.9
Rebounds	1135	1042
Rebounds per game	36.6	33.6
Rebounding margin	+3.0	-
Assists	406	424
Assists per game	13.1	13.7
Turnovers	329	312
Turnovers per game	10.6	10.1
Turnover margin	-0.5	-
Assist/turnover ratio	1.2	1.4
Steals	140	149
Steals per game	4.5	4.8
Blocks	108	82
Blocks per game	3.5	2.6
Winning streak	0	-
Home win streak	0	-
Attendance	0	1367
Home games-Avg/Game	14-0	11-124
Neutral site-Avg/Game	-	6-4973

Team Results

Date	Opponent	Score	Att.
11/25/2020	Illinois St.	W 94-67	0
11/29/2020	UMass Lowell	W 74-64	0
12/02/2020	Morehead St.	W 77-44	0
12/08/2020	at Notre Dame	W 90-85	156
12/13/2020	Cleveland St.	W 67-61	0
12/16/2020	at Purdue	L 60-67	250
12/19/2020	vs UCLA	W 77-70	0
12/23/2020	Rutgers	W 80-68	0
12/26/2020	at Northwestern	L 70-71	0
12/30/2020	Nebraska	W 90-54	0
01/03/2021	at Minnesota	L 60-77	0
01/09/2021	at Rutgers	W 79-68	0
01/13/2021	Northwestern	W 81-71	0
01/16/2021	at Illinois	W 87-81	175
01/19/2021	Purdue	L 65-67	0
01/23/2021	at Wisconsin	W 74-62	0
01/27/2021	Penn St.	W 83-79	0
01/31/2021	Michigan St.	W 79-62	0
02/04/2021	at Iowa	W 89-85	503
02/08/2021	at Maryland	W 73-65	0
02/13/2021	Indiana	W 78-59	0
02/18/2021	at Penn St.	W 92-82	244
02/21/2021	Michigan	L 87-92	0
02/25/2021	at Michigan St.	L 67-71	39
02/28/2021	Iowa	L 57-73	0
03/06/2021	Illinois	L 68-73	0
03/11/2021	vs Minnesota	W 79-75	6206
03/12/2021	vs Purdue	Wot 87-78	7634
03/13/2021	vs Michigan	W 68-67	8000
03/14/2021	vs Illinois	Lot 88-91	8000
03/19/2021	vs Oral Roberts	Lot 72-75	0



2020-21 BIG TEN STATISTICS

Game Records

Record	Overall	Home	Away	Neutral
ALL GAMES	12-8	6-4	6-4	0-0
CONFERENCE	12-8	6-4	6-4	0-0
NON-CONFERENCE	0-0	0-0	0-0	0-0

Score by Periods

Team	1st	2nd	OT	TOT
Ohio St.	759	760	0	1519
Opponents	697	730	0	1427

Team Box Score

No.	Player				Total		3-Point		F-Throw		Rebounds											
		GP-GS	MIN	AVG	FG-FGA	FG%	3FG-FGA	3FG%	FT-FTA	FT%	OFF	DEF	TOT	AVG	PF	DQ	A	TO	BLK	STL	PTS	AVG
32	LIDDELL, E.J.	19-19	546:21	28.8	104-212	.491	20-51	.392	86-119	.723	25	99	124	6.5	52	0	26	30	20	9	314	16.5
4	WASHINGTON JR., Duane	20-20	622:36	31.1	102-254	.402	55-150	.367	50-57	.877	4	52	56	2.8	33	0	61	49	0	7	309	15.5
14	SUEING, Justice	20-20	553:13	27.7	65-135	.481	14-41	.341	53-67	.791	31	84	115	5.8	44	1	33	37	3	20	197	9.9
25	YOUNG, Kyle	19-18	522:44	27.5	66-115	.574	8-18	.444	30-33	.909	34	70	104	5.5	52	1	26	8	12	6	170	8.9
13	WALKER, CJ	16-6	453:15	28.3	42-111	.378	8-27	.296	33-35	.943	9	34	43	2.7	42	1	68	31	1	14	125	7.8
10	AHRENS, Justin	20-12	399:15	20.0	42-99	.424	40-95	.421	7-10	.700	2	40	42	2.1	34	1	8	10	2	11	131	6.6
23	KEY, Zed	20-1	221:40	11.1	41-62	.661	0-0	.000	19-37	.514	27	34	61	3.1	41	0	4	13	13	1	101	5.1
31	TOWNS, Seth	19-0	186:51	9.8	27-58	.466	11-33	.333	11-12	.917	5	28	33	1.7	23	0	5	6	1	5	76	4.0
2	JALLOW, Musa	17-2	217:30	12.8	17-32	.531	0-9	.000	10-16	.625	7	27	34	2.0	30	0	7	10	5	5	44	2.6
1	SOTOS, Jimmy	6-2	66:12	11.0	3-12	.250	2-10	.200	3-3	1.000	2	4	6	1.0	6	0	7	3	1	2	11	1.8
0	JOHNSON JR., Meechie	14-0	85:39	6.1	7-16	.438	6-11	.545	1-4	.250	0	5	5	0.4	5	0	3	5	1	3	21	1.5
42	HOOKFIN, Harrison	2-0	06:38	3.3	1-2	.500	0-1	.000	0-0	.000	1	2	3	1.5	3	0	0	1	0	0	2	1.0
3	BROWN III, Eugene	19-0	114:16	6.0	7-22	.318	3-13	.231	1-2	.500	7	18	25	1.3	8	0	6	3	4	2	18	0.9
15	DIALLO, Ibrahima	1-0	00:01	0.0	0-0	.000	0-0	.000	0-0	.000	0	0	0	0.0	0	0	0	0	0	0	0	0.0
40	DAVIDSON JR., Jansen	1-0	03:51	3.9	0-1	.000	0-0	.000	0-0	.000	0	1	1	1.0	0	0	0	1	0	0	0	0.0
Team											23	35	58					13				
Total		20	4000		524-1131	.463	167-459	.364	304-395	.770	177	533	710	35.5	373	4	254	220	63	85	1519	76.0
Opponents		20	4000		504-1151	.438	147-444	.331	272-392	.694	178	473	651	32.6	365	4	277	195	45	102	1427	71.4

Team Statistics

	OSU	OPP
Scoring	1519	1427
Points per game	76.0	71.4
Scoring margin	+4.6	-
Field goals-att	524-1131	504-1151
Field goal pct	.463	.438
3 point fg-att	167-459	147-444
3-point FG pct	.364	.331
3-pt FG made per game	8.4	7.4
Free throws-att	304-395	272-392
Free throw pct	.770	.694
F-Throws made per game	15.2	13.6
Rebounds	710	651
Rebounds per game	35.5	32.6
Rebounding margin	+3.0	-
Assists	254	277
Assists per game	12.7	13.9
Turnovers	220	195
Turnovers per game	11.0	9.8
Turnover margin	-1.3	-
Assist/turnover ratio	1.2	1.4
Steals	85	102
Steals per game	4.3	5.1
Blocks	63	45
Blocks per game	3.2	2.3
Winning streak	0	-
Home win streak	0	-
Attendance	0	1172
Home games-Avg/Game	10-0	10-117
Neutral site-Avg/Game	-	0-0

Team Results

Date	Opponent	Score	Att.
12/16/2020	at Purdue	L 60-67	250
12/23/2020	Rutgers	W 80-68	0
12/26/2020	at Northwestern	L 70-71	0
12/30/2020	Nebraska	W 90-54	0
01/03/2021	at Minnesota	L 60-77	0
01/09/2021	at Rutgers	W 79-68	0
01/13/2021	Northwestern	W 81-71	0
01/16/2021	at Illinois	W 87-81	175
01/19/2021	Purdue	L 65-67	0
01/23/2021	at Wisconsin	W 74-62	0
01/27/2021	Penn St.	W 83-79	0
01/31/2021	Michigan St.	W 79-62	0
02/04/2021	at Iowa	W 89-85	503
02/08/2021	at Maryland	W 73-65	0
02/13/2021	Indiana	W 78-59	0
02/18/2021	at Penn St.	W 92-82	244
02/21/2021	Michigan	L 87-92	0
02/25/2021	at Michigan St.	L 67-71	0
02/28/2021	Iowa	L 57-73	0
03/06/2021	Illinois	L 68-73	0



2020-21 GAME-BY-GAME STATISTICS

Opponent	Date	Score	Total			3-Pointers			Free throws			Rebounds			PF	A	TO	BLK	STL	PTS	AVG
			FG-FGA	PCT	3FG-3FGA	PCT	FT-FTA	PCT	OFF	DEF	TOT	AVG									
Illinois St.	11/25/2020	94-67	W	31-64	.484	6-18	.333	26-36	.722	14	29	43	43.0	16	17	10	3	8	94	94.0	
UMass Lowell	11/29/2020	74-64	W	22-55	.400	4-18	.222	26-33	.788	12	29	41	42.0	18	10	9	4	6	74	84.0	
Morehead St.	12/02/2020	77-44	W	27-61	.443	10-26	.385	13-16	.813	15	28	43	42.3	15	15	7	3	7	77	81.7	
at Notre Dame	12/08/2020	90-85	W	29-62	.468	11-23	.478	21-24	.875	14	18	32	39.8	17	12	8	4	8	90	83.8	
Cleveland St.	12/13/2020	67-61	W	21-52	.404	6-21	.286	19-26	.731	10	24	34	38.6	12	10	10	5	3	67	80.4	
at Purdue	12/16/2020	60-67	L	22-58	.379	6-24	.250	10-13	.769	10	20	30	37.2	18	14	13	3	6	60	77.0	
vs UCLA	12/19/2020	77-70	W	25-50	.500	8-22	.364	19-26	.731	11	20	31	36.3	19	11	7	4	2	77	77.0	
Rutgers	12/23/2020	80-68	W	27-58	.466	4-19	.211	22-29	.759	12	33	45	37.4	20	13	11	5	2	80	77.4	
at Northwestern	12/26/2020	70-71	L	27-61	.443	4-20	.200	12-15	.800	11	29	40	37.7	15	16	10	1	3	70	76.6	
Nebraska	12/30/2020	90-54	W	31-63	.492	12-32	.375	16-20	.800	11	34	45	38.4	18	16	10	5	3	90	77.9	
at Minnesota	01/03/2021	60-77	L	19-61	.311	7-27	.259	15-21	.714	16	23	39	38.5	19	11	11	3	1	60	76.3	
at Rutgers	01/09/2021	79-68	W	25-49	.510	10-24	.417	19-28	.679	9	34	43	38.8	14	14	11	5	3	79	76.5	
Northwestern	01/13/2021	81-71	W	27-54	.500	10-25	.400	17-25	.680	5	34	39	38.8	18	12	11	2	1	81	76.8	
at Illinois	01/16/2021	87-81	W	29-54	.537	11-21	.524	18-23	.783	7	21	28	38.1	20	12	14	1	6	87	77.6	
Purdue	01/19/2021	65-67	L	20-53	.377	14-35	.400	11-17	.647	8	22	30	37.5	18	11	11	2	2	65	76.7	
at Wisconsin	01/23/2021	74-62	W	27-53	.509	5-16	.313	15-18	.833	5	30	35	37.4	16	9	11	2	6	74	76.6	
Penn St.	01/27/2021	83-79	W	28-54	.519	7-22	.318	20-21	.952	10	26	36	37.3	20	11	17	4	6	83	76.9	
Michigan St.	01/31/2021	79-62	W	25-55	.455	6-18	.333	23-29	.793	6	32	38	37.3	24	8	9	3	6	79	77.1	
at Iowa	02/04/2021	89-85	W	31-65	.477	14-32	.438	13-19	.684	11	32	43	37.6	19	20	6	4	4	89	77.7	
at Maryland	02/08/2021	73-65	W	25-56	.446	10-26	.385	13-15	.867	5	27	32	37.4	20	15	10	5	7	73	77.5	
Indiana	02/13/2021	78-59	W	27-56	.482	7-16	.438	17-19	.895	12	24	36	37.3	20	10	10	3	7	78	77.5	
at Penn St.	02/18/2021	92-82	W	30-53	.566	11-20	.550	21-26	.808	8	24	32	37.0	21	19	12	5	3	92	78.1	
Michigan	02/21/2021	87-92	L	32-60	.533	11-22	.500	12-13	.923	7	19	26	36.6	17	11	9	1	3	87	78.5	
at Michigan St.	02/25/2021	67-71	L	23-52	.442	4-14	.286	17-23	.739	7	20	27	36.2	19	14	12	2	9	67	78.0	
Iowa	02/28/2021	57-73	L	23-51	.451	5-17	.294	6-10	.600	2	29	31	36.0	13	8	13	2	3	57	77.2	
Illinois	03/06/2021	68-73	L	26-65	.400	9-29	.310	7-11	.636	15	20	35	35.9	24	10	9	5	4	68	76.8	
vs Minnesota	03/11/2021	79-75	W	28-56	.500	4-12	.333	19-28	.679	6	31	37	36.0	17	19	15	4	6	79	76.9	
vs Purdue	03/12/2021	87-78	Wot	30-66	.455	11-31	.355	16-18	.889	13	28	41	36.1	22	19	10	2	6	87	77.3	
vs Michigan	03/13/2021	68-67	W	24-57	.421	12-22	.545	8-14	.571	10	27	37	36.2	19	13	9	7	0	68	77.0	
vs Illinois	03/14/2021	88-91	Lot	29-65	.446	8-25	.320	22-30	.733	10	27	37	36.2	26	11	8	4	7	88	77.3	
vs Oral Roberts	03/19/2021	72-75	Lot	29-67	.433	5-23	.217	9-18	.500	13	36	49	36.6	17	15	16	5	2	72	77.2	
Total		2392		819-1786	.459	252-700	.360	502-664	.756	305	830	1135	36.6	571	406	329	108	140	2392	77.2	
Opponents		2204		767-1821	.421	238-700	.340	432-610	.708	307	735	1042	33.6	588	424	312	82	149	2204	71.1	

Ohio St. Averages

Games Played	Points/game	FG Pct	3FG Pct	Rebounds/game	Assists/game	Turnovers/game	Assist/Turnover ratio	Steals/game	Blocks/game
31	77.2	45.9	36.0	36.6	13.1	10.6	1.2	4.5	3.5



2020-21 HIGHS AND LOWS

Ohio St. - Game Highs

POINTS	94	Illinois St. (11/25/2020)
	92	at Penn St. (02/18/2021)
	90	Nebraska (12/30/2020)
	90	at Notre Dame (12/08/2020)
	89	at Iowa (02/04/2021)
FIELD GOALS MADE	32	Michigan (02/21/2021)
	31	at Iowa (02/04/2021)
	31	Nebraska (12/30/2020)
	31	Illinois St. (11/25/2020)
FIELD GOAL ATTEMPTS	67	vs Oral Roberts (N) (03/19/2021)
	66	vs Purdue (N) (03/12/2021)
FIELD GOAL PERCENTAGE	.566 (30-53)	at Penn St. (02/18/2021)
	.537 (29-54)	at Illinois (01/16/2021)
3 PT FG MADE	14	at Iowa (02/04/2021)
	14	Purdue (01/19/2021)
3 PT FG ATTEMPTS	35	Purdue (01/19/2021)
	32	at Iowa (02/04/2021)
	32	Nebraska (12/30/2020)
3 PT FG PERCENTAGE	.550 (11-20)	at Penn St. (02/18/2021)
	.545 (12-22)	vs Michigan (N) (03/13/2021)
FREE THROWS MADE	26	UMass Lowell (11/29/2020)
	26	Illinois St. (11/25/2020)
FREE THROW ATTEMPTS	36	Illinois St. (11/25/2020)
	33	UMass Lowell (11/29/2020)
FREE THROW PERCENTAGE	.952 (20-21)	Penn St. (01/27/2021)
	.923 (12-13)	Michigan (02/21/2021)
REBOUNDS	49	vs Oral Roberts (N) (03/19/2021)
	45	Nebraska (12/30/2020)
	45	Rutgers (12/23/2020)
ASSISTS	20	at Iowa (02/04/2021)
	19	vs Purdue (N) (03/12/2021)
	19	vs Minnesota (N) (03/11/2021)
	19	at Penn St. (02/18/2021)
STEALS	9	at Michigan St. (02/25/2021)
	8	at Notre Dame (12/08/2020)
	8	Illinois St. (11/25/2020)
BLOCKED SHOTS	7	vs Michigan (N) (03/13/2021)
	5	vs Oral Roberts (N) (03/19/2021)
	5	Illinois (03/06/2021)
	5	at Penn St. (02/18/2021)
	5	at Maryland (02/08/2021)
	5	at Rutgers (01/09/2021)
	5	Nebraska (12/30/2020)
	5	Rutgers (12/23/2020)
	5	Cleveland St. (12/13/2020)
TURNOVERS	17	Penn St. (01/27/2021)
	16	vs Oral Roberts (N) (03/19/2021)
FOULS	26	vs Illinois (N) (03/14/2021)
	24	Illinois (03/06/2021)
	24	Michigan St. (01/31/2021)

Opponent - Game Highs

POINTS	92	Michigan (02/21/2021)
	91	vs Illinois (N) (03/14/2021)
	85	at Iowa (02/04/2021)
	85	at Notre Dame (12/08/2020)
	82	at Penn St. (02/18/2021)
FIELD GOALS MADE	31	Michigan (02/21/2021)
	30	at Iowa (02/04/2021)
	30	at Notre Dame (12/08/2020)
FIELD GOAL ATTEMPTS	77	vs Minnesota (N) (03/11/2021)
	70	vs Oral Roberts (N) (03/19/2021)
FIELD GOAL PERCENTAGE	.534 (31-58)	Michigan (02/21/2021)
	.519 (27-52)	Illinois (03/06/2021)
3 PT FG MADE	14	at Iowa (02/04/2021)
	12	at Penn St. (02/18/2021)
3 PT FG ATTEMPTS	35	vs Oral Roberts (N) (03/19/2021)
	33	Nebraska (12/30/2020)
3 PT FG PERCENTAGE	.478 (11-23)	Michigan (02/21/2021)
	.474 (9-19)	Penn St. (01/27/2021)
FREE THROWS MADE	24	vs Illinois (N) (03/14/2021)
	23	Michigan St. (01/31/2021)
FREE THROW ATTEMPTS	32	vs Illinois (N) (03/14/2021)
	31	Michigan St. (01/31/2021)
FREE THROW PERCENTAGE	.913 (21-23)	vs Michigan (N) (03/13/2021)
	.889 (16-18)	at Maryland (02/08/2021)
REBOUNDS	42	vs Illinois (N) (03/14/2021)
	42	vs Minnesota (N) (03/11/2021)
ASSISTS	24	at Northwestern (12/26/2020)
	22	Iowa (02/28/2021)
STEALS	10	vs Oral Roberts (N) (03/19/2021)
	9	at Purdue (12/16/2020)
BLOCKED SHOTS	7	vs Purdue (N) (03/12/2021)
	7	vs Minnesota (N) (03/11/2021)
TURNOVERS	17	Morehead St. (12/02/2020)
	16	at Purdue (12/16/2020)
	16	Illinois St. (11/25/2020)
FOULS	27	Cleveland St. (12/13/2020)
	26	Illinois St. (11/25/2020)

Ohio St. - Game Lows

POINTS	57	Iowa (02/28/2021)
	60	at Minnesota (01/03/2021)
	60	at Purdue (12/16/2020)
	65	Purdue (01/19/2021)
	67	at Michigan St. (02/25/2021)
	67	Cleveland St. (12/13/2020)
FIELD GOALS MADE	19	at Minnesota (01/03/2021)
	20	Purdue (01/19/2021)
FIELD GOAL ATTEMPTS	49	at Rutgers (01/09/2021)
	50	vs UCLA (N) (12/19/2020)
FIELD GOAL PERCENTAGE	.311 (19-61)	at Minnesota (01/03/2021)
	.377 (20-53)	Purdue (01/19/2021)
3 PT FG MADE	4	vs Minnesota (N) (03/11/2021)
	4	at Michigan St. (02/25/2021)
	4	at Northwestern (12/26/2020)
	4	Rutgers (12/23/2020)
	4	UMass Lowell (11/29/2020)
3 PT FG ATTEMPTS	12	vs Minnesota (N) (03/11/2021)
	14	at Michigan St. (02/25/2021)
3 PT FG PERCENTAGE	.200 (4-20)	at Northwestern (12/26/2020)
	.211 (4-19)	Rutgers (12/23/2020)
FREE THROWS MADE	6	Iowa (02/28/2021)
	7	Illinois (03/06/2021)
FREE THROW ATTEMPTS	10	Iowa (02/28/2021)
	11	Illinois (03/06/2021)
FREE THROW PERCENTAGE	.500 (9-18)	vs Oral Roberts (N) (03/19/2021)
	.571 (8-14)	vs Michigan (N) (03/13/2021)
REBOUNDS	26	Michigan (02/21/2021)
	27	at Michigan St. (02/25/2021)
ASSISTS	8	Iowa (02/28/2021)
	8	Michigan St. (01/31/2021)
STEALS	0	vs Michigan (N) (03/13/2021)
	1	Northwestern (01/13/2021)
	1	at Minnesota (01/03/2021)
BLOCKED SHOTS	1	Michigan (02/21/2021)
	1	at Illinois (01/16/2021)
	1	at Northwestern (12/26/2020)
TURNOVERS	6	at Iowa (02/04/2021)
	7	vs UCLA (N) (12/19/2020)
	7	Morehead St. (12/02/2020)
FOULS	12	Cleveland St. (12/13/2020)
	13	Iowa (02/28/2021)

Opponent - Game Lows

POINTS	44	Morehead St. (12/02/2020)
	54	Nebraska (12/30/2020)
	59	Indiana (02/13/2021)
	61	Cleveland St. (12/13/2020)
	62	Michigan St. (01/31/2021)
	62	at Wisconsin (01/23/2021)
FIELD GOALS MADE	13	Morehead St. (12/02/2020)
	17	Michigan St. (01/31/2021)
	17	Nebraska (12/30/2020)
FIELD GOAL ATTEMPTS	50	at Michigan St. (02/25/2021)
	50	Indiana (02/13/2021)
FIELD GOAL PERCENTAGE	.250 (13-52)	Morehead St. (12/02/2020)
	.283 (17-60)	Nebraska (12/30/2020)
3 PT FG MADE	4	Illinois (03/06/2021)
	4	at Michigan St. (02/25/2021)
	4	vs UCLA (N) (12/19/2020)
3 PT FG ATTEMPTS	12	Illinois (03/06/2021)
	13	vs UCLA (N) (12/19/2020)
3 PT FG PERCENTAGE	.152 (5-33)	Nebraska (12/30/2020)
	.208 (5-24)	Michigan St. (01/31/2021)
FREE THROWS MADE	5	Iowa (02/28/2021)
	5	at Rutgers (01/09/2021)
FREE THROW ATTEMPTS	9	Iowa (02/28/2021)
	10	at Rutgers (01/09/2021)
FREE THROW PERCENTAGE	.500 (5-10)	at Rutgers (01/09/2021)
	.538 (7-13)	Cleveland St. (12/13/2020)
REBOUNDS	25	Rutgers (12/23/2020)
	26	at Northwestern (12/26/2020)
ASSISTS	3	Nebraska (12/30/2020)
	4	Purdue (01/19/2021)
STEALS	1	Michigan (02/21/2021)
	2	Michigan St. (01/31/2021)
	2	Cleveland St. (12/13/2020)
	2	Morehead St. (12/02/2020)
	2	Illinois St. (11/25/2020)
BLOCKED SHOTS	0	Indiana (02/13/2021)
	0	at Iowa (02/04/2021)
	0	Penn St. (01/27/2021)
TURNOVERS	2	vs Michigan (N) (03/13/2021)
	4	Northwestern (01/13/2021)
FOULS	13	Iowa (02/28/2021)
	13	Michigan (02/21/2021)
	13	at Iowa (02/04/2021)



2020-21 OHIO STATE BOX SCORES

Official Basketball Box Score -- Game Totals -- Final Statistics

Illinois St. vs Ohio St. 11/25/20 2:00 pm at Columbus, OH

Illinois St. 67 • 0-1,0-0 MVC

Table with columns for Player, FG-FGA, 3-Ptr, FT-FTA, Rebounds, PF, TP, A TO Blk Stl, and Min. Lists stats for players like Abdou Ndiaye, Alex Kotov, DJ Horne, etc.

FG % 1st Half: 10-27 37.0% 2nd half: 12-30 40.0% Game: 22-57 38.6% Deadball Rebounds 3

Ohio St. 94 • 1-0,0-0 Big Ten

Table with columns for Player, FG-FGA, 3-Ptr, FT-FTA, Rebounds, PF, TP, A TO Blk Stl, and Min. Lists stats for players like Justice Sueing, Kyle Young, E.J. Liddell, etc.

FG % 1st Half: 15-32 46.9% 2nd half: 16-32 50.0% Game: 31-64 48.4% Deadball Rebounds 4

Officials: Robert Felder, Scott Sivilie, Courtney Green Technical fouls: Illinois St.-Harouna Sissoko, Ohio St.-None. Attendance: 2020-21 Men's Basketball. Round: 0. Illinois St. vs Ohio St., Played at Value

Score by periods table with columns for 1st, 2nd, and Total. Shows 25-42-67 for Illinois St. and 42-52-94 for Ohio St.

Official Basketball Box Score -- Game Totals -- Final Statistics

UMass Lowell vs Ohio St. 11/29/20 12:00 pm at Columbus, OH

UMass Lowell 64 • 1-2,0-0 America

Table with columns for Player, FG-FGA, 3-Ptr, FT-FTA, Rebounds, PF, TP, A TO Blk Stl, and Min. Lists stats for players like Connor Withers, Allin Blunt, Salif Boudie, etc.

FG % 1st Half: 10-28 35.7% 2nd half: 11-28 39.3% Game: 21-56 37.5% Deadball Rebounds 1

Ohio St. 74 • 2-0,0-0 Big Ten

Table with columns for Player, FG-FGA, 3-Ptr, FT-FTA, Rebounds, PF, TP, A TO Blk Stl, and Min. Lists stats for players like Justice Sueing, Kyle Young, E.J. Liddell, etc.

FG % 1st Half: 11-32 34.4% 2nd half: 11-23 47.8% Game: 22-55 40.0% Deadball Rebounds 4.1

Officials: Brandon Cruz, Rob Riley, Larry Scirotto Technical fouls: UMass Lowell-Connor Withers, Ohio St.-None. Attendance: 2020-21 Men's Basketball. Round: 0. Ohio St. vs UMass Lowell. Played at Value

Score by periods table with columns for 1st, 2nd, and Total. Shows 33-31-64 for UMass Lowell and 33-41-74 for Ohio St.

Official Basketball Box Score -- Game Totals -- Final Statistics

Morehead St. vs Ohio St. 12/02/20 5:00 pm at Columbus, OH

Morehead St. 44 • 1-3,0-0 OVC

Table with columns for Player, FG-FGA, 3-Ptr, FT-FTA, Rebounds, PF, TP, A TO Blk Stl, and Min. Lists stats for players like James Baker, Johni Broome, Julius Dixon, etc.

FG % 1st Half: 9-22 40.9% 2nd half: 4-30 13.3% Game: 13-52 25.0% Deadball Rebounds 1

Ohio St. 77 • 3-0,0-0 Big Ten

Table with columns for Player, FG-FGA, 3-Ptr, FT-FTA, Rebounds, PF, TP, A TO Blk Stl, and Min. Lists stats for players like Justice Sueing, Kyle Young, E.J. Liddell, etc.

FG % 1st Half: 12-30 40.0% 2nd half: 15-31 48.4% Game: 27-61 44.3% Deadball Rebounds 2

Officials: Brooks Wells, Bill Ek, Bo Boroski Technical fouls: Morehead St.-None, Ohio St.-None. Attendance: 2020-21 Men's Basketball. Round: 0. Morehead St. vs Ohio St., Played at Value

Score by periods table with columns for 1st, 2nd, and Total. Shows 27-17-44 for Morehead St. and 37-40-77 for Ohio St.

Official Basketball Box Score -- Game Totals -- Final Statistics

Ohio St. vs Notre Dame 12/08/20 7:30 pm at Notre Dame, IN

Ohio St. 90 • 4-0,0-0 Big Ten

Table with columns for Player, FG-FGA, 3-Ptr, FT-FTA, Rebounds, PF, TP, A TO Blk Stl, and Min. Lists stats for players like Justice Sueing, Kyle Young, E.J. Liddell, etc.

FG % 1st Half: 11-29 37.9% 2nd half: 18-33 54.5% Game: 29-62 46.8% Deadball Rebounds 1

Notre Dame 85 • 1-2,0-0 ACC

Table with columns for Player, FG-FGA, 3-Ptr, FT-FTA, Rebounds, PF, TP, A TO Blk Stl, and Min. Lists stats for players like Juwan Durham, Nate Laszewski, Prentiss Hubb, etc.

FG % 1st Half: 16-32 50.0% 2nd half: 14-27 51.9% Game: 30-59 50.8% Deadball Rebounds 1

Officials: Brian Dorsey, Lee Cassell, Bert Smith Technical fouls: Ohio St.-None, Notre Dame-None. Attendance: 156 2020-21 Men's Basketball. Round: 0. Notre Dame vs Ohio St., Played at Purcell

Score by periods table with columns for 1st, 2nd, and Total. Shows 34-56-90 for Ohio St. and 42-43-85 for Notre Dame



2020-21 OHIO STATE BOX SCORES

Official Basketball Box Score -- Game Totals -- Final Statistics
Ohio St. vs Northwestern
12/26/20 1:00 pm at Evanston, IL

Ohio St. 70 • 7-2,1-2 Big Ten

Box score table for Ohio St. vs Northwestern. Columns: Player, FG-FGA, 3-Ptr, FT-FTA, Rebounds (Off, Def, Tot), PF, TP, A TO Blk Stl, Min. Totals: 27-61, 4-20, 12-15, 11 29 40, 15 70, 16 10 1 3 200

FG % 1st Half: 14-28 50.0% 2nd half: 13-33 39.4% Game: 27-61 44.3%
3FG % 1st Half: 3-8 37.5% 2nd half: 1-12 8.3% Game: 4-20 20.0%
FT % 1st Half: 3-5 60.0% 2nd half: 9-10 90.0% Game: 12-15 80.0%

Northwestern 71 • 6-1,3-0 Big Ten

Box score table for Northwestern vs Ohio St. Columns: Player, FG-FGA, 3-Ptr, FT-FTA, Rebounds (Off, Def, Tot), PF, TP, A TO Blk Stl, Min. Totals: 28-58, 6-16, 9-14, 4 22 26, 14 71, 24 5 5 7 200

FG % 1st Half: 14-32 43.8% 2nd half: 14-26 53.8% Game: 28-58 48.3%
3FG % 1st Half: 2-9 22.2% 2nd half: 4-7 57.1% Game: 6-16 37.5%
FT % 1st Half: 4-8 50.0% 2nd half: 5-6 83.3% Game: 9-14 64.3%

Officials: Don Daily,Larry Scirotto,DJ Carstensen
Technical fouls: Ohio St.-None. Northwestern-None.
Attendance:
2020-21 Men's Basketball. Round: 0. Northwestern vs Ohio St.. Played at Welsh-

Score by periods table for Ohio St. vs Northwestern. Columns: 1st, 2nd, Total. Ohio St. 34 36 70. Northwestern 34 37 71.

Official Basketball Box Score -- Game Totals -- Final Statistics
Nebraska vs Ohio St.
12/30/20 6:30 pm at Columbus, OH

Nebraska 54 • 4-6,0-3 Big Ten

Box score table for Nebraska vs Ohio St. Columns: Player, FG-FGA, 3-Ptr, FT-FTA, Rebounds (Off, Def, Tot), PF, TP, A TO Blk Stl, Min. Totals: 17-60, 5-33, 15-21, 13 22 35, 20 54, 3 15 3 6 200

FG % 1st Half: 6-29 20.7% 2nd half: 11-31 35.5% Game: 17-60 28.3%
3FG % 1st Half: 3-16 18.8% 2nd half: 2-17 11.8% Game: 5-33 15.2%
FT % 1st Half: 6-9 66.7% 2nd half: 9-12 75.0% Game: 15-21 71.4%

Ohio St. 90 • 8-2,2-2 Big Ten

Box score table for Ohio St. vs Nebraska. Columns: Player, FG-FGA, 3-Ptr, FT-FTA, Rebounds (Off, Def, Tot), PF, TP, A TO Blk Stl, Min. Totals: 31-63, 12-32, 16-20, 11 34 45, 18 90, 16 10 5 3 200

FG % 1st Half: 14-32 43.8% 2nd half: 17-31 54.8% Game: 31-63 49.2%
3FG % 1st Half: 4-14 28.6% 2nd half: 8-18 44.4% Game: 12-32 37.5%
FT % 1st Half: 6-9 66.7% 2nd half: 10-11 90.9% Game: 16-20 80.0%

Officials: Donnie Eppley,Keith Kimble,Bo Boroski
Technical fouls: Nebraska-None. Ohio St.-None.
Attendance:
2020-21 Men's Basketball. Round: 0. Nebraska vs Ohio St.. Played at Value City

Score by periods table for Nebraska vs Ohio St. Columns: 1st, 2nd, Total. Nebraska 21 33 54. Ohio St. 38 52 90.

Official Basketball Box Score -- Game Totals -- Final Statistics
Ohio St. vs Minnesota
01/03/21 4:30 pm at Minneapolis, MN

Ohio St. 60 • 8-3,2-3 Big Ten

Box score table for Ohio St. vs Minnesota. Columns: Player, FG-FGA, 3-Ptr, FT-FTA, Rebounds (Off, Def, Tot), PF, TP, A TO Blk Stl, Min. Totals: 19-61, 7-27, 15-21, 16 23 39, 19 60, 11 11 3 1 200

FG % 1st Half: 11-29 37.9% 2nd half: 8-32 25.0% Game: 19-61 31.1%
3FG % 1st Half: 5-10 50.0% 2nd half: 2-17 11.8% Game: 7-27 25.9%
FT % 1st Half: 10-12 83.3% 2nd half: 5-9 55.6% Game: 15-21 71.4%

Minnesota 77 • 10-2,3-2 Big Ten

Box score table for Minnesota vs Ohio St. Columns: Player, FG-FGA, 3-Ptr, FT-FTA, Rebounds (Off, Def, Tot), PF, TP, A TO Blk Stl, Min. Totals: 24-55, 9-22, 20-29, 12 29 41, 20 77, 15 9 6 5 200

FG % 1st Half: 15-29 51.7% 2nd half: 9-26 34.6% Game: 24-55 43.6%
3FG % 1st Half: 5-13 38.5% 2nd half: 4-9 44.4% Game: 9-22 40.9%
FT % 1st Half: 8-10 80.0% 2nd half: 12-19 63.2% Game: 20-29 69.0%

Officials: Chris Beaver,John Higgins,Rob Riley
Technical fouls: Ohio St.-None. Minnesota-None.
Attendance:
2020-21 Men's Basketball. Round: 0. Minnesota vs Ohio St.. Played at Williams

Score by periods table for Ohio St. vs Minnesota. Columns: 1st, 2nd, Total. Ohio St. 37 23 60. Minnesota 42 34 77.

Official Basketball Box Score -- Game Totals -- Final Statistics
Ohio St. vs Rutgers
01/09/21 12:00 pm at Piscataway, NJ

Ohio St. 79 • 9-3,3-3 Big Ten

Box score table for Ohio St. vs Rutgers. Columns: Player, FG-FGA, 3-Ptr, FT-FTA, Rebounds (Off, Def, Tot), PF, TP, A TO Blk Stl, Min. Totals: 25-49, 10-24, 19-28, 9 34 43, 14 79, 14 11 5 3 200

FG % 1st Half: 14-26 53.8% 2nd half: 11-23 47.8% Game: 25-49 51.0%
3FG % 1st Half: 6-12 50.0% 2nd half: 4-12 33.3% Game: 10-24 41.7%
FT % 1st Half: 8-13 61.5% 2nd half: 11-15 73.3% Game: 19-28 67.9%

Rutgers 68 • 7-4,3-4 Big Ten

Box score table for Rutgers vs Ohio St. Columns: Player, FG-FGA, 3-Ptr, FT-FTA, Rebounds (Off, Def, Tot), PF, TP, A TO Blk Stl, Min. Totals: 29-66, 5-20, 5-10, 8 21 29, 22 68, 13 5 3 8 200

FG % 1st Half: 13-31 41.9% 2nd half: 16-35 45.7% Game: 29-66 43.9%
3FG % 1st Half: 3-11 27.3% 2nd half: 2-9 22.2% Game: 5-20 25.0%
FT % 1st Half: 1-2 50.0% 2nd half: 4-8 50.0% Game: 5-10 50.0%

Officials: Lewis Garrison,Donnie Eppley,DJ Carstensen
Technical fouls: Ohio St.-None. Rutgers-None.
Attendance:
2020-21 Men's Basketball. Round: 0. Ohio St. vs Rutgers. Played at Rutgers Ath

Score by periods table for Ohio St. vs Rutgers. Columns: 1st, 2nd, Total. Ohio St. 42 37 79. Rutgers 30 38 68.



2020-21 OHIO STATE BOX SCORES

Official Basketball Box Score -- Game Totals -- Final Statistics

Penn St. vs Ohio St.
01/27/21 7:00 pm at Columbus, OH

Penn St. 79 • 5-7,2-6 Big Ten

Box score table for Penn St. vs Ohio St. with columns for Player, FG-FGA, 3-Ptr, FT-FTA, Rebounds (Off, Def, Tot), PF, TP, A TO Blk Stl, and Min.

FG % 1st Half: 14-31 45.2% 2nd half: 12-28 42.9% Game: 26-59 44.1%
3FG % 1st Half: 4-11 36.4% 2nd half: 5-8 62.5% Game: 9-19 47.4%
FT % 1st Half: 7-8 87.5% 2nd half: 11-16 68.8% Game: 18-24 75.0%

Ohio St. 83 • 13-4,7-4 Big Ten

Box score table for Ohio St. vs Penn St. with columns for Player, FG-FGA, 3-Ptr, FT-FTA, Rebounds (Off, Def, Tot), PF, TP, A TO Blk Stl, and Min.

FG % 1st Half: 16-30 53.3% 2nd half: 12-24 50.0% Game: 28-54 51.9%
3FG % 1st Half: 4-12 33.3% 2nd half: 3-10 30.0% Game: 7-22 31.8%
FT % 1st Half: 7-7 100.0 2nd half: 13-14 92.9% Game: 20-21 95.2%

Officials: Brooks Wells, Chris Beaver, Paul Szelc
Technical fouls: Penn St.-None. Ohio St.-None.
Attendance:
2020-21 Men's Basketball. Round: 0. Ohio St. vs Penn St.. Played at Value City

Score by periods table for Penn St. vs Ohio St. with columns for 1st, 2nd, and Total.

Official Basketball Box Score -- Game Totals -- Final Statistics

Michigan St. vs Ohio St.
01/31/21 1:00 pm at Columbus, OH

Michigan St. 62 • 8-6,2-6 Big Ten

Box score table for Michigan St. vs Ohio St. with columns for Player, FG-FGA, 3-Ptr, FT-FTA, Rebounds (Off, Def, Tot), PF, TP, A TO Blk Stl, and Min.

FG % 1st Half: 10-25 40.0% 2nd half: 7-28 25.0% Game: 17-53 32.1%
3FG % 1st Half: 2-10 20.0% 2nd half: 3-14 21.4% Game: 5-24 20.8%
FT % 1st Half: 8-12 66.7% 2nd half: 15-19 78.9% Game: 23-31 74.2%

Ohio St. 79 • 14-4,8-4 Big Ten

Box score table for Ohio St. vs Michigan St. with columns for Player, FG-FGA, 3-Ptr, FT-FTA, Rebounds (Off, Def, Tot), PF, TP, A TO Blk Stl, and Min.

FG % 1st Half: 14-31 45.2% 2nd half: 11-24 45.8% Game: 25-55 45.5%
3FG % 1st Half: 5-12 41.7% 2nd half: 1-6 16.7% Game: 6-18 33.3%
FT % 1st Half: 9-13 69.2% 2nd half: 14-16 87.5% Game: 23-29 79.3%

Officials: Rob Kueneman, Kelly Pfeifer, Larry Scirotto
Technical fouls: Michigan St.-None. Ohio St.-None.
Attendance:
2020-21 Men's Basketball. Round: 0. Michigan St. vs Ohio St.. Played at Value

Score by periods table for Michigan St. vs Ohio St. with columns for 1st, 2nd, and Total.

Official Basketball Box Score -- Game Totals -- Final Statistics

Ohio St. vs Iowa
02/04/21 6:00 pm at Iowa City, IA

Ohio St. 89 • 15-4,9-4 Big Ten

Box score table for Ohio St. vs Iowa with columns for Player, FG-FGA, 3-Ptr, FT-FTA, Rebounds (Off, Def, Tot), PF, TP, A TO Blk Stl, and Min.

FG % 1st Half: 17-35 48.6% 2nd half: 14-30 46.7% Game: 31-65 47.7%
3FG % 1st Half: 6-15 40.0% 2nd half: 8-17 47.1% Game: 14-32 43.8%
FT % 1st Half: 2-2 100.0 2nd half: 11-17 64.7% Game: 13-19 68.4%

Iowa 85 • 13-5,7-4 Big Ten

Box score table for Iowa vs Ohio St. with columns for Player, FG-FGA, 3-Ptr, FT-FTA, Rebounds (Off, Def, Tot), PF, TP, A TO Blk Stl, and Min.

FG % 1st Half: 16-34 47.1% 2nd half: 14-34 41.2% Game: 30-68 44.1%
3FG % 1st Half: 7-14 50.0% 2nd half: 7-18 38.9% Game: 14-32 43.8%
FT % 1st Half: 6-10 60.0% 2nd half: 5-7 71.4% Game: 11-17 64.7%

Officials: Bill Ek, Lewis Garrison, Bo Borowski
Technical fouls: Ohio St.-None. Iowa-None.
Attendance: 503
2020-21 Men's Basketball. Round: 0. Iowa vs Ohio St.. Played at Carver-Hawkeye

Score by periods table for Ohio St. vs Iowa with columns for 1st, 2nd, and Total.

Official Basketball Box Score -- Game Totals -- Final Statistics

Ohio St. vs Maryland
02/08/21 9:00 pm at College Park, MD

Ohio St. 73 • 16-4,10-4 Big Te

Box score table for Ohio St. vs Maryland with columns for Player, FG-FGA, 3-Ptr, FT-FTA, Rebounds (Off, Def, Tot), PF, TP, A TO Blk Stl, and Min.

FG % 1st Half: 13-28 46.4% 2nd half: 12-28 42.9% Game: 25-56 44.6%
3FG % 1st Half: 8-16 50.0% 2nd half: 2-10 20.0% Game: 10-26 38.5%
FT % 1st Half: 1-1 100.0 2nd half: 12-14 85.7% Game: 13-15 86.7%

Maryland 65 • 10-10,4-9 Big Te

Box score table for Maryland vs Ohio St. with columns for Player, FG-FGA, 3-Ptr, FT-FTA, Rebounds (Off, Def, Tot), PF, TP, A TO Blk Stl, and Min.

FG % 1st Half: 11-27 40.7% 2nd half: 11-28 39.3% Game: 22-55 40.0%
3FG % 1st Half: 2-7 28.6% 2nd half: 3-12 25.0% Game: 5-19 26.3%
FT % 1st Half: 6-7 85.7% 2nd half: 10-11 90.9% Game: 16-18 88.9%

Officials: Rob Riley, Kelly Pfeifer, Larry Scirotto
Technical fouls: Ohio St.-Justin Ahrens. Maryland-Darryl Morsell.
Attendance:
2020-21 Men's Basketball. Round: 0. Maryland vs Ohio St.. Played at XFINITY Ce

Score by periods table for Ohio St. vs Maryland with columns for 1st, 2nd, and Total.



2020-21 OHIO STATE BOX SCORES

Official Basketball Box Score -- Game Totals -- Final Statistics

Indiana vs Ohio St. 02/13/21 12:00 pm at Columbus, OH

Indiana 59 • 11-9,6-7 Big Ten

Table with columns: #, Player, FG-FGA, 3-Ptr, FT-FTA, Rebounds (Off, Def, Tot), PF, TP, A TO Blk Stl, Min. Includes player stats for Tracey Jackson-Davis, Race Thompson, Aljami Durham, etc.

FG % 1st Half: 9-25 36.0% 2nd half: 12-25 48.0% Game: 21-50 42.0% Deadball Rebounds 4
3FG % 1st Half: 4-10 40.0% 2nd half: 1-5 20.0% Game: 5-15 33.3%
FT % 1st Half: 6-9 66.7% 2nd half: 6-13 46.2% Game: 12-22 54.5%

Ohio St. 78 • 17-4,11-4 Big Te

Table with columns: #, Player, FG-FGA, 3-Ptr, FT-FTA, Rebounds (Off, Def, Tot), PF, TP, A TO Blk Stl, Min. Includes player stats for Justin Ahrens, Justice Sueing, Kyle Young, etc.

FG % 1st Half: 14-30 46.7% 2nd half: 13-26 50.0% Game: 27-56 48.2% Deadball Rebounds 2
3FG % 1st Half: 4-9 44.4% 2nd half: 3-7 42.9% Game: 7-16 43.8%
FT % 1st Half: 6-6 100.0% 2nd half: 11-13 84.6% Game: 17-19 89.5%

Officials: Technical fouls: Indiana-Jerome Hunter, Ohio St.-None. Attendance: 2020-21 Men's Basketball, Round: 0, Indiana vs Ohio St., Played at Value City

Score by periods table with columns: 1st, 2nd, Total. Rows for Indiana (28, 31, 59) and Ohio St. (38, 40, 78).

Official Basketball Box Score -- Game Totals -- Final Statistics

Ohio St. vs Penn St. 02/18/21 8:00 pm at PA

Ohio St. 92 • 18-4,12-4 Big Te

Table with columns: #, Player, FG-FGA, 3-Ptr, FT-FTA, Rebounds (Off, Def, Tot), PF, TP, A TO Blk Stl, Min. Includes player stats for Justin Ahrens, Justice Sueing, Kyle Young, etc.

FG % 1st Half: 17-26 65.4% 2nd half: 13-27 48.1% Game: 30-53 56.6% Deadball Rebounds 2
3FG % 1st Half: 6-9 66.7% 2nd half: 5-11 45.5% Game: 11-20 55.0%
FT % 1st Half: 7-9 77.8% 2nd half: 14-17 82.4% Game: 21-26 80.8%

Penn St. 82 • 7-11,4-10 Big Te

Table with columns: #, Player, FG-FGA, 3-Ptr, FT-FTA, Rebounds (Off, Def, Tot), PF, TP, A TO Blk Stl, Min. Includes player stats for John Harrar, Myreon Jones, Myles Dread, etc.

FG % 1st Half: 15-28 53.6% 2nd half: 12-32 37.5% Game: 30-53 56.6% Deadball Rebounds 3
3FG % 1st Half: 7-13 53.8% 2nd half: 5-15 33.3% Game: 12-28 42.9%
FT % 1st Half: 6-7 85.7% 2nd half: 10-14 71.4% Game: 16-21 76.2%

Officials: Edwin Young,Brian Dorsey,Kelly Pfeifer Technical fouls: Ohio St.-None, Penn St.-None. Attendance: 244 2020-21 Men's Basketball, Round: 0, Ohio St. vs Penn St., Played at Bryce Jord

Score by periods table with columns: 1st, 2nd, Total. Rows for Ohio St. (47, 45, 92) and Penn St. (43, 39, 82).

Official Basketball Box Score -- Game Totals -- Final Statistics

Michigan vs Ohio St. 02/21/21 1:00 pm at Columbus, OH

Michigan 92 • 16-1,11-1 Big Te

Table with columns: #, Player, FG-FGA, 3-Ptr, FT-FTA, Rebounds (Off, Def, Tot), PF, TP, A TO Blk Stl, Min. Includes player stats for Isalah Livers, Hunter Dickinson, Mike Smith, etc.

FG % 1st Half: 17-30 56.7% 2nd half: 14-28 50.0% Game: 31-58 53.4% Deadball Rebounds 3
3FG % 1st Half: 10-13 76.9% 2nd half: 1-10 10.0% Game: 11-23 47.8%
FT % 1st Half: 1-1 100.0% 2nd half: 18-23 78.3% Game: 19-24 79.2%

Ohio St. 87 • 18-5,12-5 Big Te

Table with columns: #, Player, FG-FGA, 3-Ptr, FT-FTA, Rebounds (Off, Def, Tot), PF, TP, A TO Blk Stl, Min. Includes player stats for Justin Ahrens, Justice Sueing, Kyle Young, etc.

FG % 1st Half: 17-32 53.1% 2nd half: 15-28 53.6% Game: 32-60 53.3% Deadball Rebounds 2
3FG % 1st Half: 6-13 46.2% 2nd half: 5-9 55.6% Game: 11-22 50.0%
FT % 1st Half: 3-3 100.0% 2nd half: 9-10 90.0% Game: 12-13 92.3%

Officials: Keith Kimble,Courtney Green,DJ Carstensen Technical fouls: Michigan-None, Ohio St.-None. Attendance: 2020-21 Men's Basketball, Round: 0, Michigan vs Ohio St., Played at Value City

Score by periods table with columns: 1st, 2nd, Total. Rows for Michigan (45, 47, 92) and Ohio St. (43, 44, 87).

Official Basketball Box Score -- Game Totals -- Final Statistics

Ohio St. vs Michigan St. 02/25/21 9:00 pm at East Lansing, MI

Ohio St. 67 • 18-6,12-6 Big Te

Table with columns: #, Player, FG-FGA, 3-Ptr, FT-FTA, Rebounds (Off, Def, Tot), PF, TP, A TO Blk Stl, Min. Includes player stats for Justin Ahrens, Justice Sueing, E.J. Liddell, etc.

FG % 1st Half: 14-25 56.0% 2nd half: 9-27 33.3% Game: 23-52 44.2% Deadball Rebounds 2
3FG % 1st Half: 4-9 44.4% 2nd half: 0-5 0.0% Game: 4-14 28.6%
FT % 1st Half: 6-9 66.7% 2nd half: 11-14 78.6% Game: 17-23 73.9%

Michigan St. 71 • 13-9,7-9 Big Ten

Table with columns: #, Player, FG-FGA, 3-Ptr, FT-FTA, Rebounds (Off, Def, Tot), PF, TP, A TO Blk Stl, Min. Includes player stats for Aaron Henry, Julius Marble, Gabe Brown, etc.

FG % 1st Half: 13-28 46.4% 2nd half: 11-22 50.0% Game: 24-50 48.0% Deadball Rebounds 4
3FG % 1st Half: 2-9 22.2% 2nd half: 2-6 33.3% Game: 4-15 26.7%
FT % 1st Half: 5-6 83.3% 2nd half: 14-19 73.7% Game: 19-25 76.0%

Officials: Brooks Wells,Earl Walton,Rob Kueneman Technical fouls: Ohio St.-TEAM 2, Michigan St.-None. Attendance: 39 2020-21 Men's Basketball, Round: 0, Michigan St. vs Ohio St., Played at Bresli

Score by periods table with columns: 1st, 2nd, Total. Rows for Ohio St. (38, 29, 67) and Michigan St. (33, 38, 71).



2020-21 OHIO STATE BOX SCORES

Official Basketball Box Score -- Game Totals -- Final Statistics
Ohio St. vs Michigan
03/13/21 9:00 pm at Indianapolis, IN

Ohio St. 68 • 21-8,12-8 Big Te
Table with columns: #, Player, FG-FGA, 3-Ptr, Rebounds, PF, TP, A, TO, Blk, Stl, Min. Includes player stats for Justin Ahrens, Justice Sueing, E.J. Liddell, Musa Jallow, Duane Washington Jr., Meechie Johnson Jr., Eugene Brown III, CJ Walker, Ibrahima Diallo, Zed Key, Seth Towns, and Team.

FG % 1st Half: 10-33 30.3% 2nd half: 14-24 58.3% Game: 24-57 42.1%
3FG % 1st Half: 6-13 46.2% 2nd half: 6-9 66.7% Game: 12-22 54.5%
FT % 1st Half: 0-4 0.0% 2nd half: 8-10 80.0% Game: 8-14 57.1%

Michigan 67 • 20-4,14-3 Big Te

Table with columns: #, Player, FG-FGA, 3-Ptr, Rebounds, PF, TP, A, TO, Blk, Stl, Min. Includes player stats for Brandon Johns Jr., Hunter Dickinson, Mike Smith, Franz Wagner, Eli Brooks, Terrance Williams II, Chaundee Brown, Austin Davis, and Team.

FG % 1st Half: 8-27 29.6% 2nd half: 12-30 40.0% Game: 20-57 35.1%
3FG % 1st Half: 2-9 22.2% 2nd half: 4-10 40.0% Game: 6-19 31.6%
FT % 1st Half: 9-10 90.0% 2nd half: 12-13 92.3% Game: 21-23 91.3%

Officials: Donnie Eppley,Courtney Green,Paul Szlec
Technical fouls: Ohio St.-None. Michigan-None.
Attendance: 8000
2020-21 Men's Basketball. Round: 0. Michigan vs Ohio St.. Played at Lucas Oil

Score by periods table with columns: 1st, 2nd, OT, Total. Shows scores for Ohio St. (26, 42, 68) and Michigan (27, 40, 67).

Official Basketball Box Score -- Game Totals -- Final Statistics
Ohio St. vs Illinois
03/14/21 3:30 pm at Indianapolis, IN

Ohio St. 88 • 21-9,12-8 Big Te
Table with columns: #, Player, FG-FGA, 3-Ptr, Rebounds, PF, TP, A, TO, Blk, Stl, Min. Includes player stats for Justin Ahrens, Justice Sueing, E.J. Liddell, Musa Jallow, Duane Washington Jr., Meechie Johnson Jr., Eugene Brown III, CJ Walker, Zed Key, Seth Towns, and Team.

FG % 1st Half: 11-28 39.3% 2nd half: 15-28 53.6% OT: 3-9 33.3% Game: 29-65 44.6% Deadball Rebounds 4
3FG % 1st Half: 2-11 18.2% 2nd half: 4-8 50.0% OT: 2-6 33.3% Game: 8-25 32.0%
FT % 1st Half: 11-16 68.8% 2nd half: 8-10 80.0% OT: 3-4 75.0% Game: 22-30 73.3%

Illinois 91 • 23-6,16-4 Big Te

Table with columns: #, Player, FG-FGA, 3-Ptr, Rebounds, PF, TP, A, TO, Blk, Stl, Min. Includes player stats for Jacob Grandison, Kofi Cockburn, Trent Frazier, Ayo Dosunmu, Adam Miller, Andre Curbelo, Giorgi Bezhanishvili, Da'Monte Williams, and Team.

FG % 1st Half: 15-33 45.5% 2nd half: 12-28 42.9% OT: 2-3 66.7% Game: 29-64 45.3% Deadball Rebounds 3
3FG % 1st Half: 6-14 42.9% 2nd half: 3-7 42.9% OT: 0-0 0.0% Game: 9-21 42.9%
FT % 1st Half: 4-7 57.1% 2nd half: 10-11 90.9% OT: 10-14 71.4% Game: 24-32 75.0%

Officials: Kelly Pfeifer,D.J. Carstensen,Larry Sciroto
Technical fouls: Ohio St.-None. Illinois-None.
Attendance: 8000
2020-21 Men's Basketball. Round: 0. Illinois vs Ohio St.. Played at Lucas Oil

Score by periods table with columns: 1st, 2nd, OT, Total. Shows scores for Ohio St. (35, 42, 11, 88) and Illinois (40, 37, 14, 91).

Official Basketball Box Score -- Game Totals -- Final Statistics
Oral Roberts vs Ohio St.
03/19/21 3:00 pm at West Lafayette, IN

Oral Roberts 75 • 17-10,10-5 Summi
Table with columns: #, Player, FG-FGA, 3-Ptr, Rebounds, PF, TP, A, TO, Blk, Stl, Min. Includes player stats for Kevin Obanor, Francis LA cis, Kareem Thompson, Max Abmas, Carlos JAurgens, DeShang Weaver, Sheldon Stevens, and Team.

FG % 1st Half: 14-36 38.9% 2nd half: 8-29 27.6% OT: 3-5 60.0% Game: 25-70 35.7% Deadball Rebounds 4,2
3FG % 1st Half: 7-17 41.2% 2nd half: 4-17 23.5% OT: 0-1 0.0% Game: 11-35 31.4%
FT % 1st Half: 1-2 50.0% 2nd half: 8-8 100.0 OT: 5-8 62.5% Game: 14-18 77.8%

Ohio St. 72 • 21-10,12-8 Big T

Table with columns: #, Player, FG-FGA, 3-Ptr, Rebounds, PF, TP, A, TO, Blk, Stl, Min. Includes player stats for Justin Ahrens, Justice Sueing, E.J. Liddell, Musa Jallow, Duane Washington Jr., Eugene Brown III, CJ Walker, Zed Key, Seth Towns, and Team.

FG % 1st Half: 13-31 41.9% 2nd half: 13-27 48.1% OT: 3-9 33.3% Game: 29-67 43.3% Deadball Rebounds 8,1
3FG % 1st Half: 3-12 25.0% 2nd half: 1-6 16.7% OT: 1-5 20.0% Game: 5-23 21.7%
FT % 1st Half: 4-6 66.7% 2nd half: 4-9 44.4% OT: 1-3 33.3% Game: 9-18 50.0%

Officials: Bart Lenox,Gerry Pollard,Jeff Anderson
Technical fouls: Oral Roberts-None. Ohio St.-None.
Attendance:
First Round
2020-21 Men's Basketball. Round: 2. Ohio St. vs Oral Roberts. Played at Mackey

Score by periods table with columns: 1st, 2nd, OT, Total. Shows scores for Oral Roberts (36, 28, 11, 75) and Ohio St. (33, 31, 8, 72).



COACHING RECORDS



D.C. Huddleson



Thomas Kibler



Lynn W. St. John



George M. Trautman



Harold G. Olsen



William H.H. Dye



Floyd S. Stahl

OHIO STATE'S COACHING RECORDS (1899-2019)

Name	Seasons	Years	All Games				Big Ten Conference Games				Titles
			Won	Lost	Total	Pct.	Won	Lost	Total	Pct.	
Coach unknown from 1899-1901, 1905-08, 1911		8	60	28	88	.682	-	-	-	-	-
•No Intercollegiate Team in 1902											
D.C. Huddleson	1903-04	2	15	6	21	.714	-	-	-	-	-
Thomas Kibler	1909-10	2	22	2	24	.917	-	-	-	-	-
Lynn W. St. John	1912-19	8	79	70	149	.530	24	43	67	.358	0
George M. Trautman	1920-22	3	29	33	62	.468	10	26	36	.278	0
Harold G. Olsen	1923-46	24	259	197	456	.568	154	135	289	.533	5
William H.H. Dye	1947-50	4	53	34	87	.609	27	21	48	.563	1
Floyd S. Stahl	1951-58	8	84	92	176	.477	51	65	116	.440	0
Fred R. Taylor	1959-76	18	297	158	455	.653	158	102	260	.608	7
Eldon Miller	1977-86	10	174	120	294	.592	96	84	180	.533	0
Gary Williams	1987-89	3	59	41	100	.590	24	30	54	.444	0
Randy Ayers	1990-97	8	124	108	232	.534	64	80	144	.444	2
& Jim O'Brien	1998-04	7	51	57	108	.472	20	36	56	.357	0
Thad Matta	2005-17	13	337	123	460	.733	150	78	228	.658	5
Chris Holtmann	2018-Present	4	87	44	131	.636	46	32	78	.590	0
All-Time Record	1899-2020	121	1,730	1,113	2,843	.609	824	732	1,556	.529	20

& 113 games (82-31) vacated by the NCAA

COACHING RECORDS BY SEASON

Year	Overall		Big Ten			Head Coach
	W	L	W	L	Pl.	
1899.....	12	4	-	-	-	Unknown
1900.....	8	4	-	-	-	Unknown
1901.....	1	3	-	-	-	Unknown
1902.....	No Intercollegiate Basketball					
1903.....	5	2	-	-	-	D.C. Huddleson
1904.....	10	4	-	-	-	D.C. Huddleson
Totals	15	6				
1905.....	12	2	-	-	-	Unknown
1906.....	9	1	-	-	-	Unknown
1907.....	7	5	-	-	-	Unknown
1908.....	5	6	-	-	-	Unknown
1909.....	11	1	-	-	-	Thomas Kibler
1910.....	11	1	-	-	-	Thomas Kibler
Totals	22	2				
1911.....	6	3	-	-	-	Unknown
1912.....	7	5	-	-	-	Lynn W. St. John
1913.....	12	8	4	5	6th	Lynn W. St. John
1914.....	10	4	5	1	2nd	Lynn W. St. John
1915.....	6	10	3	9	8th	Lynn W. St. John
1916.....	9	13	2	8	8th	Lynn W. St. John

Year	Overall		Big Ten			Head Coach
	W	L	W	L	Pl.	
1917.....	15	11	3	9	7th	Lynn W. St. John
1918.....	13	7	5	5	T4th	Lynn W. St. John
1919.....	7	12	2	6	9th	Lynn W. St. John
Totals	79	70	24	43		
1920.....	17	10	3	9	10th	George M. Trautman
1921.....	4	13	2	10	9th	George M. Trautman
1922.....	8	10	5	7	T6th	George M. Trautman
Totals	29	33	10	26		
1923.....	4	11	1	11	T9th	Harold G. Olsen
1924.....	12	5	7	5	T4th	Harold G. Olsen
1925.....	14	2	11	1	1st	Harold G. Olsen
1926.....	10	7	6	6	T5th	Harold G. Olsen
1927.....	11	6	6	6	7th	Harold G. Olsen
1928.....	5	12	3	9	T7th	Harold G. Olsen
1929.....	9	8	6	6	T5th	Harold G. Olsen
1930.....	9	15	1	9	9th	Harold G. Olsen
1931.....	4	13	3	9	9th	Harold G. Olsen
1932.....	9	9	5	7	6th	Harold G. Olsen
1933.....	17	3	10	2	T1st	Harold G. Olsen
1934.....	8	12	4	8	T8th	Harold G. Olsen
1935.....	12	7	8	4	T4th	Harold G. Olsen
1936.....	12	8	5	7	T6th	Harold G. Olsen
1937.....	13	7	7	5	T5th	Harold G. Olsen



COACHING RECORDS



Fred R. Taylor



Eldon Miller



Gary Williams



Randy Ayers



Jim O'Brien



Thad Matta



Chris Holtmann

Year	Overall		Big Ten			Head Coach
	W	L	W	L	Pl.	
1938.....	12	8	7	5	T3rd	Harold G. Olsen
1939.....	16	7	10	2	1st	Harold G. Olsen
1940.....	13	7	8	4	3rd	Harold G. Olsen
1941.....	10	10	7	5	T3rd	Harold G. Olsen
1942.....	6	14	4	11	9th	Harold G. Olsen
1943.....	8	9	5	7	T6th	Harold G. Olsen
1944.....	14	7	10	2	1st	Harold G. Olsen
1945.....	15	5	10	2	2nd	Harold G. Olsen
1946.....	16	5	10	2	1st	Harold G. Olsen
Totals	259	197	154	135		
1947.....	7	13	5	7	T6th	William H. H. Dye
1948.....	10	10	5	7	T6th	William H. H. Dye
1949.....	14	7	6	6	T4th	William H. H. Dye
1950.....	22	4	11	1	1st	William H. H. Dye
Totals	53	34	27	21		
1951.....	6	16	3	11	T9th	Floyd S. Stahl
1952.....	8	14	6	8	5th	Floyd S. Stahl
1953.....	10	12	7	11	7th	Floyd S. Stahl
1954.....	11	11	5	9	7th	Floyd S. Stahl
1955.....	10	12	4	10	10th	Floyd S. Stahl
1956.....	16	6	9	5	T3rd	Floyd S. Stahl
1957.....	14	8	9	5	T3rd	Floyd S. Stahl
1958.....	9	13	8	6	T4th	Floyd S. Stahl
Totals	84	92	51	65		
1959.....	11	11	7	7	T5th	Fred R. Taylor
1960.....	25	3	13	1	1st	Fred R. Taylor
1961.....	27	1	14	0	1st	Fred R. Taylor
1962.....	26	2	13	1	1st	Fred R. Taylor
1963.....	20	4	11	3	T1st	Fred R. Taylor
1964.....	16	8	11	3	T1st	Fred R. Taylor
1965.....	12	12	6	8	6th	Fred R. Taylor
1966.....	11	13	5	9	8th	Fred R. Taylor
1967.....	13	11	6	8	T7th	Fred R. Taylor
1968.....	21	8	10	4	T1st	Fred R. Taylor
1969.....	17	7	9	5	T2nd	Fred R. Taylor
1970.....	17	7	8	6	T2nd	Fred R. Taylor
1971.....	20	6	13	1	1st	Fred R. Taylor
1972.....	18	6	10	4	2nd	Fred R. Taylor
1973.....	14	10	8	6	T3rd	Fred R. Taylor
1974.....	9	15	4	10	8th	Fred R. Taylor
1975.....	14	14	8	10	6th	Fred R. Taylor
1976.....	6	20	2	16	10th	Fred R. Taylor
Totals	297	158	158	102		
1977.....	9	18	4	14	10th	Eldon Miller
1978.....	16	11	9	9	6th	Eldon Miller
1979x.....	19	12	12	6	4th	Eldon Miller
1980.....	21	8	12	6	2nd	Eldon Miller
1981.....	14	13	9	9	T5th	Eldon Miller
1982.....	21	10	12	6	T2nd	Eldon Miller
1983.....	20	10	11	7	T2nd	Eldon Miller
1984x.....	15	14	8	10	T5th	Eldon Miller

Year	Overall		Big Ten			Head Coach
	W	L	W	L	Pl.	
1985.....	20	10	11	7	T3rd	Eldon Miller
1986x.....	19	14	8	10	7th	Eldon Miller
Totals	174	120	96	84		
1987.....	20	13	9	9	6th	Gary Williams
1988x.....	20	13	9	9	6th	Gary Williams
1989x.....	19	15	6	12	T8th	Gary Williams
Totals	59	41	24	30		
1990.....	17	13	10	8	6th	Randy Ayers
1991.....	27	4	15	3	T1st	Randy Ayers
1992.....	26	6	15	3	1st	Randy Ayers
1993x.....	15	13	8	10	7th	Randy Ayers
1994.....	13	16	6	12	T8th	Randy Ayers
1995.....	6	22	2	16	10th	Randy Ayers
1996.....	10	17	3	15	10th	Randy Ayers
1997.....	10	17	5	13	9th	Randy Ayers
Totals	124	108	64	80		
1998.....	8	22	1	15	11th	Jim O'Brien
&1999.....	1	1	1	1	--	Jim O'Brien
&2000.....	11	3	5	1	--	Jim O'Brien
&2001.....	0	0	0	0	--	Jim O'Brien
&2002.....	0	0	0	0	--	Jim O'Brien
2003x.....	17	15	7	9	T8th	Jim O'Brien
2004.....	14	16	6	10	9th	Jim O'Brien
Totals	51	57	20	36		
2005.....	20	12	8	8	6th	Thad Matta
2006.....	26	6	12	4	1st	Thad Matta
2007.....	35	4	15	1	1st	Thad Matta
2008x.....	24	13	10	8	5th	Thad Matta
2009.....	22	11	10	8	T4th	Thad Matta
2010.....	29	8	14	4	T1st	Thad Matta
2011.....	34	3	16	2	1st	Thad Matta
2012.....	31	8	13	5	T1st	Thad Matta
2013.....	29	8	13	5	T2nd	Thad Matta
2014.....	25	10	10	8	5th	Thad Matta
2015.....	24	11	11	7	6th	Thad Matta
2016x.....	21	14	11	7	7th	Thad Matta
2017.....	17	15	7	11	11th	Thad Matta
Totals	337	123	150	78		
2018.....	25	9	15	3	T2nd	Chris Holtmann
2019.....	20	15	8	12	T8th	Chris Holtmann
2020 ^{NT}	21	10	11	9	T5th	Chris Holtmann
2021.....	21	10	12	8	5th	Chris Holtmann
Totals	87	44	46	32		
121 years	1,730	1,113	824	732		

* NCAA Tournament // x National Invitation Tournament // T Indicates tie // NT no NCAA Tournament (COVID)
 &113 games (82-31) vacated by NCAA from 1998-99 through 2001-02



OHIO STATE IN THE FINAL NATIONAL POLLS

1950 – AP

- Bradley
- OHIO STATE**
- Kentucky
- Holy Cross
- N. Carolina St.
- Duquesne
- UCLA
- W. Kentucky
- St. John's
- LaSalle
- Villanova
- San Francisco
- LIU-Brooklyn
- Kansas State
- Arizona
- Wisconsin
- San Jose State
- Washington St.
- Kansas
- Indiana

1960 – AP

- Cincinnati
- California
- OHIO STATE**
- Bradley
- West Virginia
- Utah
- Indiana
- Utah State
- St. Bonaventure
- Miami, Fla.
- Auburn
- New York U.
- Georgia Tech
- Providence
- St. Louis
- Holy Cross
- Villanova
- Duke
- Wake Forest
- St. John's

1960 – UPI

- California
- Cincinnati
- OHIO STATE**
- Bradley
- Utah
- West Virginia
- Utah State
- Georgia Tech
- Villanova
- Indiana
- St. Bonaventure
- New York U.
- Texas
- N. Carolina
- Duke
- Kansas State
- Auburn
- Providence
- St. Louis
- Dayton

1961 – AP

- OHIO STATE**
- Cincinnati
- St. Bonaventure
- Kansas State

- N. Carolina
- Bradley
- Southern Cal
- Iowa
- West Virginia
- Duke
- Utah
- Texas Tech
- Niagara
- Memphis
- Wake Forest
- St. John's
- St. Joseph's
- Drake
- Holy Cross
- Kentucky

1961 – UPI

- OHIO STATE**
- Cincinnati
- St. Bonaventure
- Kansas State
- Southern Cal
- N. Carolina
- Bradley
- St. John's
- Duke
- Wake Forest
- Iowa
- West Virginia
- Utah
- St. Louis
- Louisville
- St. Joseph's
- Dayton
- Kentucky
- Texas Tech
- Memphis

1962 – AP

- OHIO STATE**
- Cincinnati
- Kentucky
- Mississippi St.
- Bradley
- Kansas State
- Utah
- Bowling Green
- Colorado
- Duke
- Loyola, Ill.
- St. John's
- Wake Forest
- Oregon State
- West Virginia
- Arizona State
- Duquesne
- Utah State
- UCLA
- Villanova

1962 – UPI

- OHIO STATE**
- Cincinnati
- Kentucky
- Mississippi St.
- Kansas State
- Bradley
- Wake Forest
- Colorado
- Bowling Green

- Utah
- Oregon State
- St. John's
- Duke
- Loyola, Ill.
- Arizona State
- West Virginia
- UCLA
- Duquesne
- Utah State
- Villanova

1963 – AP

- Cincinnati
- Duke
- Loyola, Ill.
- Arizona State
- Wichita State
- Mississippi St.
- OHIO STATE**
- Illinois
- New York U.
- Colorado

1963 – UPI

- Cincinnati
- Duke
- Arizona State
- Loyola, Ill.
- Illinois
- Wichita State
- Mississippi St.
- OHIO STATE**
- Colorado
- Stanford
- New York U.
- Texas
- Providence
- Oregon State
- UCLA
- St. Joseph's
- West Virginia
- Bowling Green
- Kansas State
- Seattle

1964 – UPI

- UCLA
- Michigan
- Kentucky
- Duke
- Oregon State
- Wichita State
- Villanova
- Loyola, Ill.
- UTEP
- Davidson
- DePaul
- Kansas State
- Drake
- San Francisco
- Utah State
- OHIO STATE**
- New Mexico
- Texas A&M
- Arizona State
- Providence

1971 – AP

- UCLA
- Marquette

- Pennsylvania
- Kansas
- Southern Cal
- S. Carolina
- W. Kentucky
- Kentucky
- Fordham
- OHIO STATE**
- Jacksonville
- Notre Dame
- N. Carolina
- Houston
- Duquesne
- Long Beach St.
- Tennessee
- Villanova
- Drake
- BYU

1971 – UPI

- UCLA
- Marquette
- Pennsylvania
- Kansas
- Southern Cal
- S. Carolina
- W. Kentucky
- Kentucky
- Fordham
- OHIO STATE**
- Jacksonville
- BYU
- N. Carolina
- Notre Dame
- Long Beach St.
- Drake
- Villanova
- Duquesne
- Houston
- Weber State

1972 – AP

- UCLA
- N. Carolina
- Pennsylvania
- Louisville
- Long Beach St.
- S. Carolina
- Marquette
- Southwestern La.
- BYU
- Florida State
- Minnesota
- Marshall
- Memphis
- Maryland
- Villanova
- Oral Roberts
- Indiana
- Kentucky
- OHIO STATE**
- Virginia

1980 – AP

- DePaul
- Louisville
- LSU
- Kentucky
- Oregon State
- Syracuse
- Indiana

- Maryland
- Notre Dame
- OHIO STATE**
- Georgetown
- BYU
- St. John's
- Duke
- N. Carolina
- Missouri
- Weber State
- Arizona State
- Iona
- Purdue

1980 – UPI

- DePaul
- LSU
- Kentucky
- Louisville
- Oregon State
- Syracuse
- Indiana
- Maryland
- OHIO STATE**
- Georgetown
- Notre Dame
- BYU
- St. John's
- Missouri
- N. Carolina
- Duke
- Weber State
- Texas A&M
- Arizona State
- Kansas State

1991 – AP

- UNLV
- Arkansas
- Indiana
- N. Carolina
- OHIO STATE**
- Duke
- Syracuse
- Arizona
- Kentucky
- Utah
- Nebraska
- Kansas
- Seton Hall
- Oklahoma St.
- New Mexico St.
- UCLA
- E. Tenn. St.
- Princeton
- Alabama
- St. John's

1991 – UPI

- UNLV
- Arkansas
- Indiana
- N. Carolina
- OHIO STATE**
- Duke
- Arizona
- Syracuse
- Nebraska
- Utah
- Seton Hall
- Kansas

- Oklahoma St.
- UCLA
- E. Tenn. St.
- Alabama
- New Mexico St.
- Mississippi St.
- St. John's
- Princeton

1992 – AP

- Duke
- Kansas
- OHIO STATE**
- UCLA
- Indiana
- Kentucky
- UNLV
- Southern Cal
- Arkansas
- Arizona
- Oklahoma St.
- Cincinnati
- Alabama
- Michigan St.
- Michigan
- Missouri
- Massachusetts
- N. Carolina
- Seton Hal
- Florida State

1992 – UPI

- Duke
- Kansas
- UCLA
- OHIO STATE**
- Arizona
- Indiana
- Southern Cal
- Arkansas
- Kentucky
- Oklahoma St.
- Michigan St.
- Missouri
- Alabama
- Cincinnati
- N. Carolina
- Florida State
- Michigan
- Seton Hall
- Georgetown
- Syracuse

1999 – AP

- Duke
- Michigan State
- Connecticut
- Auburn
- Maryland
- Utah
- Stanford
- Kentucky
- St. John's
- Miami, Fla.
- Cincinnati
- Arizona
- North Carolina
- OHIO STATE**
- UCLA
- C. of Charleston
- Arkansas



OHIO STATE IN THE FINAL NATIONAL POLLS

18. Wisconsin
19. Indiana
20. Tennessee
21. Iowa
22. Kansas
23. Florida
24. NC Charlotte
25. New Mexico

1999 – USA

TODAY/NABC

1. Connecticut
2. Duke
3. Michigan State
4. **OHIO STATE**
5. Kentucky
6. St. John's
7. Auburn
8. Maryland
9. Stanford
10. Utah
11. Cincinnati
12. Miami, Fla.
13. Gonzaga
14. Temple
15. Iowa
16. Arizona
17. Florida
18. North Carolina
19. Oklahoma
20. Miami (Ohio)
21. UCLA
22. Purdue
23. Kansas
24. Southwest
25. Missouri
26. Arkansas

2000 – AP

1. Duke
2. Michigan St
3. Stanford
4. Arizona
5. Temple
6. Iowa State
7. Cincinnati
8. **OHIO STATE**
9. St John's
10. LSU
11. Tennessee
12. Oklahoma
13. Florida
14. Texas
15. Syracuse
16. Maryland
17. Tulsa
18. Kentucky
19. Connecticut
20. Illinois
21. Indiana
22. Miami Fla.
23. Auburn
24. Purdue

2000 – USA

TODAY/NABC

1. Michigan State
2. Florida
3. Iowa State

4. Duke
5. Stanford
6. Oklahoma State
7. Cincinnati
8. Arizona
9. Tulsa
10. Temple
11. North Carolina
12. Syracuse
13. LSU
14. Tennessee
15. Purdue
16. Wisconsin
17. **OHIO STATE**
18. St. John's
19. Oklahoma
20. Miami (Fla.)
21. Texas
22. Kentucky
23. UCLA
24. Gonzaga
25. Maryland

2006 – AP

1. Duke
2. Connecticut
3. Villanova
4. Memphis
5. Gonzaga
6. **OHIO STATE**
7. Boston College
8. UCLA
9. Texas
10. North Carolina
11. Florida
12. Kansas
13. Illinois
14. George Washington
15. Iowa
16. Pittsburgh
17. Washington
18. Tennessee
19. LSU
20. Nevada
21. Syracuse
22. West Virginia
23. Georgetown
24. Oklahoma
25. UAB

2006 – USA TODAY

1. Florida
2. UCLA
3. LSU
4. Connecticut
5. Villanova
6. Memphis
7. Duke
8. George Mason
9. Texas
10. Gonzaga
11. Boston College
12. Washington
13. **OHIO STATE**
14. North Carolina
15. West Virginia
16. Georgetown
17. Illinois

18. Pittsburgh
19. George Washington
20. Tennessee
21. Wichita State
22. Kansas
23. Iowa
24. Bradley
25. Bucknell

2007 – USA TODAY

1. Florida
2. **OHIO STATE**
3. UCLA
4. Georgetown
5. Kansas
6. North Carolina
7. Memphis
8. Oregon
9. Texas A&M
10. Pittsburgh
11. Southern Illinois
12. Wisconsin
13. Butler
14. UNLV
15. USC
16. Texas
17. Washington State
18. Tennessee
19. Vanderbilt
20. Louisville
21. Nevada
22. Winthrop
23. Maryland
24. Virginia
25. Virginia Tech

2007 – AP

1. **OHIO STATE**
2. Kansas
3. Wisconsin
4. UCLA
5. Memphis
6. Florida
7. Texas A&M
8. North Carolina
9. Georgetown
10. Nevada
11. Washington State
12. Louisville
13. Pittsburgh
14. Southern Illinois
15. Texas
16. Oregon
17. Maryland
18. Marquette
19. Butler
20. Notre Dame
21. Duke
22. Tennessee
23. Brigham Young
24. Winthrop
25. UNLV

2010 – AP

1. Kansas (65)
2. Kentucky
3. Duke
4. Syracuse
5. **OHIO STATE**

6. West Virginia
7. Kansas State
8. New Mexico
9. Villanova
10. Purdue
11. Butler
12. Temple
13. Michigan State
14. Georgetown
15. Tennessee
16. Wisconsin
17. Brigham Young
18. Pittsburgh
19. Baylor
20. Maryland
21. Vanderbilt
22. Gonzaga
23. Texas A&M
24. Richmond
25. Xavier

2010 – USA TODAY

1. Duke (31)
2. Butler
3. West Virginia
4. Michigan State
5. Kentucky
6. Kansas
7. Kansas State
8. Syracuse
9. Tennessee
10. Baylor
11. **OHIO STATE**
12. Purdue
13. Northern Iowa
14. Xavier
15. Villanova
16. New Mexico
17. Cornell
18. Maryland
19. Saint Mary's
20. Pittsburgh
21. Washington
22. Brigham Young
23. Gonzaga
24. Wisconsin
25. Texas A&M

2011 – AP

1. **OHIO STATE**
2. Kansas
3. Duke
4. Pittsburgh
5. Notre Dame
6. San Diego State
7. North Carolina
8. Texas
9. Connecticut
10. Brigham Young
11. Kentucky
12. Syracuse
13. Purdue
14. Louisville
15. Florida
16. Wisconsin
17. Arizona
18. St. John's
19. Utah State
20. Xavier

21. Kansas State
22. West Virginia
23. Washington
24. Texas A&M
25. Vanderbilt

2011 – USA TODAY

1. Connecticut
2. Butler
3. Kentucky
4. Kansas
5. **OHIO STATE**
6. Virginia
7. Commonwealth
8. North Carolina
9. Arizona
10. Florida
11. San Diego State
12. Pittsburgh
13. Brigham Young
14. Notre Dame
15. Wisconsin
16. Texas
17. Purdue
18. Syracuse
19. Florida State
20. Marquette
21. Richmond
22. Louisville
23. Washington
24. Kansas State
25. Utah State

2012 – AP

1. Kentucky (61)
2. Syracuse (1)
3. Missouri (2)
4. North Carolina (1)
5. Michigan State
6. Kansas
7. **OHIO STATE**
8. Duke
9. Baylor
10. Florida State
11. Marquette
12. Murray State
13. Michigan
14. Wisconsin
15. Georgetown
16. Indiana
17. Louisville
18. Wichita State
19. Creighton
20. Vanderbilt
21. New Mexico
22. San Diego State
23. UNLV
24. Saint Mary's
25. Florida

2012 – USA TODAY

1. Kentucky (31)
2. Kansas
3. **OHIO STATE**
4. Louisville
5. Syracuse
6. North Carolina
7. Michigan State

8. Baylor
9. Florida
10. Marquette
11. Missouri
12. Wisconsin
13. Indiana
14. Duke
15. Florida State
16. Murray State
17. Georgetown
18. Cincinnati
19. Vanderbilt
20. North Carolina State
21. Creighton
22. Michigan
23. New Mexico
24. Xavier
25. Ohio

2013 – AP

1. Gonzaga (45)
2. Louisville (20)
3. Kansas
4. Indiana
5. Miami (FL)
6. Duke
7. **OHIO STATE**
8. Georgetown
9. Michigan State
10. New Mexico
11. Michigan
12. Kansas State
13. Saint Louis
14. Florida
15. Marquette
16. Syracuse
17. Oklahoma State
18. Wisconsin
19. Memphis
20. Pittsburgh
21. Arizona
22. Creighton
23. Notre Dame
24. UCLA
25. Oregon

2013 – USA TODAY

1. Gonzaga (30)
2. Louisville (1)
3. Kansas
4. Indiana
5. Miami (FL)
6. **OHIO STATE**
7. Duke
8. Georgetown
9. Michigan State
10. New Mexico
11. Michigan
12. Florida
13. Saint Louis
14. Kansas State
15. Memphis
16. Marquette
17. Wisconsin
18. Syracuse
19. Oklahoma State
20. Arizona
21. Creighton



OHIO STATE IN THE FINAL NATIONAL POLLS

- 22 Pittsburgh
- 23 VCU
- 24 Oregon
- 25 Saint Mary's

2014 – AP

- 1 Florida (50)
- 2 Wichita State (15)
- 3 Virginia
- 4 Arizona
- 5 Louisville
- 6 Villanova
- 7 Michigan
- 8 Duke
- 9 Iowa State
- 10 Kansas
- 11 Michigan State
- 12 Wisconsin
- 13 San Diego State
- 14 Syracuse
- 15 Cincinnati
- 16 Creighton
- 17 New Mexico
- 18 Connecticut
- 19 North Carolina
- 20 UCLA
- 21 Oklahoma
- 22 OHIO STATE**
- 23 Baylor
- 24 VCU
- 25 Saint Louis

2018 – AP

- 1 Virginia (65)
- 2 Villanova
- 3 Xavier
- 4 Michigan State
- 5 Duke
- 6 Gonzaga
- 7 Michigan
- 8 Cincinnati
- 9 Kansas
- 10 Purdue
- 11 Wichita State
- 12 North Carolina
- 13 Tennessee
- 14 Texas Tech
- 15 Arizona
- 16 Auburn
- 17 OHIO STATE**
- 18 West Virginia
- 19 Clemson
- 20 Saint Mary's
- 21 Houston
- 22 Nevada
- 23 Florida
- 24 Miami
- 25 Rhode Island

2018 – USA TODAY

- 1 Villanova (32)
- 2 Michigan
- 3 Kansas
- 4 Duke
- 5 Virginia
- 6 Texas Tech
- 7 Loyola (Chi)
- 8 Xavier 29-6
- 9 Purdue
- 10 Gonzaga
- 11 Michigan State
- 12 Cincinnati
- 13 West Virginia
- 14 North Carolina
- 15 Clemson
- 16 Tennessee
- 17 Kentucky
- 18 Florida State
- 19 Kansas State
- 20 Nevada
- 21 OHIO STATE**
- 22 Houston
- 23 Auburn
- 24 Texas A&M
- 25 Wichita State

2020 – AP

- 1 Kansas
- 2 Gonzaga
- 3 Dayton
- 4 Florida State
- 5 Baylor
- 6 San Diego State
- 7 Creighton
- 8 Kentucky
- 9 Michigan State
- 10 Villanova
- 11 Duke
- 12 Maryland
- 13 Oregon
- 14 Louisville
- 15 Seton Hall
- 16 Virginia
- 17 Wisconsin
- 18 BYU
- 19 OHIO STATE**
- 20 Auburn
- 21 Illinois
- 22 Houston
- 23 Butler
- 24 West Virginia
- 25 Iowa

2020 – USA TODAY

- 1 Kansas
- 2 Gonzaga
- 3 Dayton
- 4 Baylor
- 5 Florida State
- 6 San Diego State
- 7 Kentucky
- 8 Duke
- 9 Creighton
- 9 Villanova
- 11 Maryland
- 12 Michigan State
- 13 Louisville
- 14 Oregon
- 15 Seton Hall
- 16 BYU
- 17 Virginia
- 18 OHIO STATE**
- 19 Wisconsin
- 20 Auburn
- 21 Butler
- 22 Illinois
- 23 Houston
- 24 West Virginia
- 25 Iowa

2021 – AP

- 1 Gonzaga
- 2 Illinois
- 3 Baylor
- 4 Michigan
- 5 Alabama
- 6 Houston
- 7 OHIO STATE**
- 8 Iowa State
- 9 Texas
- 10 Arkansas
- 11 Oklahoma State
- 12 Kansas
- 13 West Virginia
- 14 Florida State
- 15 Virginia
- 16 San Diego State
- 17 Loyola Chicago
- 18 Villanova
- 19 Creighton
- 20 Purdue
- 21 Texas Tech
- 22 Colorado
- 23 BYU
- 24 USC
- 25 Virginia Tech

2021 – USA TODAY

- 1 Baylor
- 2 Gonzaga
- 3 Houston
- 4 Michigan
- 5 Alabama
- 6 Arkansas
- 7 UCLA
- 8 Illinois
- 9 USC
- 10 Florida State
- 11 Villanova
- 12 Loyola Chicago
- 13 Iowa
- 14 Creighton
- 15 OHIO STATE**
- 16 Kansas
- 17 Oregon
- 18 West Virginia
- 19 Oklahoma State
- 20 Oregon State
- 21 Texas
- 22 Texas Tech
- 23 Colorado
- 24 Virginia
- 25 Syracuse



OHIO STATE VS. NCAA D-I CONFERENCES

AMERICA EAST

Albany	1-0
Binghamton	
Hartford	
Maine	
Maryland Baltimore County... ..	2-0
Massachusetts Lowell.....	3-0
New Hampshire	1-0
Stony Brook	
Vermont.....	1-1
Totals	8-1

AMERICAN ATHLETIC

Central Florida	1-0
Cincinnati	8-4
Connecticut.....	4-2
East Carolina	
Houston.....	4-1
Memphis.....	2-1
South Florida.....	0-2
Southern Methodist	
Temple.....	2-1
Tulane.....	4-2
Tulsa	
Wichita State	3-2
Totals	28-15

ATLANTIC COAST

Atlantic Division

Boston College	1-1
Clemson	0-2
Florida State.....	5-0
Louisville	4-4
North Carolina State	0-1
Notre Dame.....	9-4
Syracuse.....	5-2
Wake Forest.....	6-0

Coastal Division

Duke	3-4
Georgia Tech.....	11-3
Miami, Fla.....	2-0
North Carolina.....	3-12
Pittsburgh.....	15-10
Virginia.....	3-3
Virginia Tech.....	2-4
Totals	69-50

ATLANTIC SUN

Florida Gulf Coast	1-0
Jacksonville	2-0
Kennesaw State	
Lipscomb.....	1-0
NJIT	
North Florida	2-0
Northern Kentucky.....	1-0
South Carolina-Upstate	1-0
Stetson	4-0
Totals	12-0

ATLANTIC 10

Davidson	2-3
Dayton	4-3
Duquesne.....	1-0
Fordham	
George Mason	4-0
George Washington.....	2-2
La Salle.....	1-1
Massachusetts	1-0
Rhode Island.....	1-0
Richmond	
Saint Bonaventure	1-0
Saint Joseph's (Pa.).....	5-0
Saint Louis.....	11-6
Virginia Commonwealth	1-0
Totals	34-15

BIG EAST

Butler.....	31-11
Creighton	6-3
DePaul.....	5-4
Georgetown	3-2
Marquette	7-4
Providence	2-0
St. John's.....	4-2
Seton Hall.....	3-2
Villanova.....	3-1
Xavier (OH).....	3-1
Totals	67-30

BIG SKY

California State-Sacramento	
Eastern Washington	
Idaho	
Idaho State	
Montana	
Montana State	
North Dakota	
Northern Arizona	
Northern Colorado	
Portland State	1-0
Southern Utah	
Weber State	
Totals	1-0

BIG SOUTH

Campbell.....	1-0
Charleston Southern	
Gardner Webb.....	1-0
High Point.....	2-0
Liberty	
Longwood	
Presbyterian College	2-0
Radford.....	3-0
UNC Asheville	6-0
Winthrop.....	1-0
Totals	16-0

BIG TEN

Illinois	75-105
Indiana	83-106
Iowa.....	77-80

Maryland	8-9
Michigan.....	100-79
Michigan State	58-73
Minnesota	88-60
Nebraska.....	19-4
Northwestern	121-48
Penn State.....	38-18
Purdue.....	87-89
Rutgers.....	10-3
Wisconsin	89-73
Totals	853-747

BIG 12

Baylor	
Iowa State	7-0
Kansas	3-7
Kansas State	0-2
Oklahoma.....	3-4
Oklahoma State	0-2
Texas	1-0
Texas Christian	4-0
Texas Tech.....	1-1
West Virginia	9-8
Totals	28-24

BIG WEST

California Polytechnic State	
California State-Fullerton	
California State-Northridge ...	1-0
Hawaii	0-1
Long Beach State.....	2-0
UC-Davis	2-0
UC-Irvine	
UC-Riverside	
UC-Santa Barbara	3-0
Totals	8-1

COLONIAL ATHLETIC ASSOCIATION

College of Charleston	
Delaware	3-0
Drexel.....	1-0
Elon	
Hofstra	
James Madison	2-1
UNC-Wilmington	1-0
Northeastern	1-1
Towson	2-0
William and Mary	1-0
Totals	11-2

CONFERENCE USA

Alabama Birmingham	
Charlotte	
Florida Atlantic.....	0-1
Florida International	1-0
Louisiana Tech	1-2
Marshall.....	2-0
Middle Tennessee State	
North Texas	
Old Dominion	1-0

Rice	
Southern Mississippi	
Texas El Paso	0-1
Texas-San Antonio	1-0
Western Kentucky	2-1
Totals	8-5

HORIZON LEAGUE

Cleveland State.....	9-1
Detroit	2-0
Green Bay	1-0
Illinois-Chicago	1-0
IUPUI	1-0
Milwaukee.....	2-0
Oakland.....	2-0
Wright State	4-0
Youngstown State	5-0
Totals	27-1

IVY LEAGUE

Brown.....	1-0
Columbia.....	1-1
Cornell.....	5-3
Dartmouth	4-1
Harvard	5-0
Pennsylvania	5-5
Princeton.....	7-6
Yale.....	6-2
Totals	34-18

METRO ATLANTIC ATHLETIC

Canisius	
Fairfield	
Iona	2-1
Manhattan	0-1
Marist	
Monmouth (NJ)	
Niagra	
Quinnipiac	
Rider.....	1-0
Saint Peter's	
Siena	1-1
Totals	4-3

MID-AMERICAN

East

Akron.....	7-1
Bowling Green	4-2
Buffalo	
Kent State.....	6-0
Miami (Ohio).....	7-2
Ohio.....	18-4

West

Ball State	2-1
Central Michigan.....	2-0
Eastern Michigan	2-0
Northern Illinois	2-0
Toledo	5-3
Western Michigan	3-0
Totals	58-13



OHIO STATE VS. NCAA D-I CONFERENCES

MID-EASTERN ATHLETIC

North

Coppin State	3-0
Delaware State	3-0
Hampton	1-0
Howard	1-0
Maryland-Eastern Shore	
Morgan State	3-0
Norfolk State	1-0

South

Bethune-Cookman	1-0
Florida A&M	2-0
North Carolina A&T	3-0
North Carolina Central	1-0
Savannah State	1-0
South Carolina State	2-0

Totals 22-0

MISSOURI VALLEY

Bradley	1-1
Drake	
Evansville	4-0
Illinois State	1-0
Indiana State	
Loyola-Chicago	4-0
Missouri State	
Northern Iowa	
Southern Illinois	
Valparaiso	2-0

Totals 12-1

MOUNTAIN WEST

Air Force	1-0
Boise State	
Colorado State	1-0
Fresno State	1-0
Nevada	
New Mexico	1-1
San Diego State	1-2
San Jose State	
Nevada Las Vegas (UNLV)	0-1
Utah State	2-2
Wyoming	3-1

Totals 10-7

NORTHEAST

Bryant	1-0
Central Connecticut	3-0
Fairleigh Dickinson	1-0
LIU-Brooklyn	1-0
Mount Saint Mary's	2-0
Robert Morris	4-0
Sacred Heart	1-0
Saint Francis (N.Y.)	
Saint Francis (Pa.)	1-0
Wagner	

Totals 13-0

OHIO VALLEY

Austin Peay	
Belmont	1-0
Eastern Illinois	1-0
Eastern Kentucky	3-0
Jacksonville State	
Morehead State	5-0
Murray State	
Southeast Missouri State	1-0
Southern Illinois-Edwardsville	
Tennessee Martin	1-0
Tennessee State	3-0
Tennessee Tech	2-0

Totals 17-0

PAC-12

Arizona	2-1
Arizona State	2-1
California	9-9
Colorado	
Oregon	3-1
Oregon State	3-1
Southern California	4-3
Stanford	1-3
UCLA	6-6
Utah	2-2
Washington	4-8
Washington State	5-3

Totals 41-38

PATRIOT LEAGUE

American University	5-0
Army	6-1
Boston University	
Bucknell	2-0
Colgate	2-1
Holy Cross	3-0
Lafayette	2-0
Lehigh	
Loyola-Maryland	1-0
Navy	1-1

Totals 22-3

SOUTHEASTERN

East

Florida	8-5
Georgia	0-1
Kentucky	10-11
Missouri	4-5
South Carolina	3-1
Tennessee	4-2
Vanderbilt	3-3

West

Alabama	2-2
Arkansas	1-2
Auburn	
Louisiana State	1-1
Mississippi	1-0
Mississippi State	1-0
Texas A&M	1-2

Totals 39-35

SOUTHERN

Chattanooga	4-1
The Citadel	1-0
East Tennessee State	2-0
Furman	1-0
Mercer	2-0
North Carolina Greensboro	
Samford	3-0
Virginia-Military	4-0
Western Carolina	2-0
Wofford	

Totals 19-1

SOUTHLAND

Abilene Christian	
Central Arkansas	
Houston Baptist	1-0
Incarnate Word	
Lamar	1-0
McNeese State	1-0
New Orleans	1-0
Nicholls State	
Northwestern State	1-0
Sam Houston State	
Southeastern Louisiana	
Stephen F. Austin	
Texas A&M-Corpus Christi	

Totals 5-0

SOUTHWESTERN ATHLETIC

East

Alabama A&M	
Alabama State	1-0
Alcorn State	1-0
Jackson State	2-0
Mississippi Valley State	1-0

West

Arkansas-Pine Bluff	
Grambling	1-0
Prairie View A&M	
Southern	
Texas Southern	1-0

Totals 7-0

SUMMIT

Denver	2-1
Purdue Fort Wayne	2-0
Nebraska-Omaha	
North Dakota State	1-0
Oral Roberts	0-1
South Dakota	2-0
South Dakota State	1-0
Western Illinois	

Totals 8-2

SUN BELT

Appalachian State	1-0
Arkansas-Little Rock	
Arkansas State	
Coastal Carolina	1-0
Georgia Southern	
Georgia State	
Louisiana-Lafayette	1-1
Louisiana-Monroe	1-0
South Alabama	2-1
Texas-Arlington	2-1
Texas State	
Troy	

Totals 8-3

WESTERN ATHLETIC

Cal State-Bakersfield	
Chicago State	4-0
Grand Canyon	
Missouri-Kansas City	1-0
New Mexico State	1-1
Seattle	
Texas-Rio Grande Valley	1-0
Utah Valley	

Totals 7-1

WEST COAST

Brigham Young	4-3
Gonzaga	1-2
Loyola Marymount	1-0
Pacific (Calif.)	
Pepperdine	
Portland	
St. Mary's (Calif.)	
San Diego	
San Francisco	1-1
Santa Clara	0-1

Totals 7-7



OHIO STATE RECORD VS. AP TOP 25 TEAMS

Ohio State vs. Associated Press Ranked Teams

OSU vs. No.	W	L	Total	Pct	OSU vs. No.	W	L	Total	Pct	OSU vs. No.	W	L	Total	Pct
1	9	11	20	.450	11	7	16	23	.304	21	4	7	11	.364
2	9	19	28	.321	12	8	8	16	.500	22	9	5	14	.642
3	8	15	23	.348	13	5	14	19	.263	23	4	6	10	.400
4	7	11	18	.389	14	4	9	13	.308	24	3	5	8	.375
5	8	17	25	.320	15	6	8	14	.429	25	2	3	5	.400
6	3	20	23	.130	16	10	16	26	.385		181	281	462	.392
7	9	15	24	.750	17	11	9	20	.550					
8	11	16	27	.407	18	12	6	18	.667					
9	7	5	12	.583	19	10	15	25	.400					
10	8	11	19	.421	20	7	14	21	.333					

OSU Record – 181-281, .392

1948-49 (2-1)

2/5	W	Minnesota	48-39(5)
2/12	L	@Illinois	49(18)-64(4)
2/14	W	@St. Louis	68(18)-60(2)

1949-50 (4-0)

1/28	W	@Minnesota	63(13)-58(18)
2/4	W	Wisconsin	61(7)-47(17)
2/6	W	@Indiana	56(7)-55(12)
3/25	W	**Holy Cross	72(2)-52(4)

** Regional Third-Place game @New York City

1950-51 (0-4)

1/6	L	Indiana	62-77(6)
1/22	L	@Indiana	59-69(6)
2/12	L	@Illinois	59-79(16)
2/24	L	Illinois	69-89(10)

1951-52 (1-5)

12/28	L	@Washington	43-78(3)
1/7	W	Indiana	73-72(5)
1/31	L	@St. Louis	58-62(6)
2/2	L	Illinois	62-66(3)
2/16	L	@Illinois	53-80(6)
2/18	L	Iowa	62-75(5)

1952-53 (0-5)

12/27	L	@Illinois	62-87(2)
1/12	L	Indiana	68-88(7)
1/24	L	@Minnesota	64-82(19)
2/21	L	@Indiana	67-81(2)
3/7	L	Illinois	74-93(10)

1953-54 (2-6)

12/8	W	@St. Louis	91-86(18)
12/26	L	Oregon State	60-62(12)
1/11	L	@Illinois	76-90(15)
1/16	L	Illinois	78-82(19)
1/18	L	@Indiana	72-94(3)
2/20	W	Minnesota	84-73(18)
2/27	L	Indiana	68-84(3)
3/1	L	@Iowa	71-84(20)

1954-55 (2-5)

12/11	W	St. Louis	91-86(12)
1/15	L	Illinois	78-86(7)
1/24	L	Iowa	66-79(19)
1/29	W	Northwestern	91-90(16)
2/7	L	@Minnesota	56-82(11)
2/14	L	@Iowa	68-79(15)
2/26	L	@Illinois	77-85(13)

1955-56 (2-1)

12/17	W	@St. Louis	89-83(17)
2/10	L	@Illinois	64-111(6)
2/25	W	Illinois	87-84(2)

1956-57 (1-1)

1/14	W	Minnesota	85-73(19)
2/4	L	@Illinois	89(11)-96(7)

1957-58 (1-0)

1/4	W	Michigan State	70-56(8)
-----	---	----------------	----------

! at Pan-Pacific, Los Angeles, Calif.

1958-59 (2-2)

12/19	L	!@Kentucky	76-95(2)
1/17	W	Northwestern	88-77(11)
1/19	L	@Michigan State	77-92(8)
2/23	W	@Indiana	92-83(19)

! Kentucky Invitational, Lexington, Ky.

1959-60 (6-2)

12/28	L	@Kentucky	93(3)-96(13)
1/4	W	Illinois	97(5)73(8)
1/9	W	Indiana	96(7)-95(11)
2/15	W	@Illinois	109(4)-81(20)
2/29	L	@Indiana	83(2)-99(20)
3/12	W	*vs Ga. Tech	86(3)-69(13)
3/18	W	**vs N.Y. Univ.	76(3)-54(12)
3/19	W	**vs California	75(3)-55(2)

* NCAA Mideast Regionals, Louisville, Ky.
** NCAA Final Four, San Francisco

1960-61 (6-1)

12/17	W	@Wichita	93(1)-82(16)
12/22	W	Detroit	84(1)-73(8)
12/29	W	!vs St. John's	70(1)-65(7)
12/31	W	!vs St. Bonaventure	84(1)-82(3)
1/28	W	Purdue	92(1)-62(10)
2/18	W	@Iowa	62(1)-61(9)
3/25	L	**vs Cincinnati (ot)	65(1)-70(2)

! ECAC Holiday Tournament, New York, N.Y.
* NCAA Mideast Regionals @Louisville, Ky.
** Final Four @Kansas City, Mo.

1961-62 (2-1)

12/9	W	@Wake Forest	84(1)-62(3)
3/17	W	*vs Kentucky	74(1)-64(3)
3/24	L	**vs Cincinnati	59(1)-71(2)

! LA Holiday Classic, Los Angeles, Calif.
* NCAA Mideast Regionals @Iowa City, Iowa
** Final Four @Louisville, Ky.

1962-63 (1-1)

12/8	W	West Virginia	76-69(3)
1/7	L	@Illinois	78(4)-90(3)

1963-64 (1-2)

12/6	L	!vs Duke	75(7)-76(4)
1/18	L	@Michigan	64-82(3)
2/3	W	Michigan	86-85(2)

! Centennial B-ball Classic, Morgantown, W.Va.

1964-65 (1-4)

12/30	L	Duke (2ot)	89-94(8)
1/16	L	Indiana	72-84(5)
2/20	L	@Michigan	61-100(1)
3/1	L	@Indiana	90-110(7)
3/8	W	Michigan	93-85(1)

1965-66 (0-1)

12/3	L	@UCLA	66-92(1)
------	---	-------	----------

1966-67 (0-1)

12/30	L	vs N. Carolina	82-105(3)
-------	---	----------------	-----------

at Charlotte, N.C.

1967-68 (2-1)

3/16	W	*vs Kentucky	82-81(5)
3/22	L	**vs N. Carolina	66-80(4)
3/23	W	**vs Houston	89-85(1)

* NCAA Mideast Regionals @Lexington, Ky.
** Final Four @Los Angeles, Calif.

1968-69 (2-3)

12/6	L	UCLA	73(13)-84(1)
1/28	W	Illinois	76(12)-67(7)
2/1	L	@Purdue(ot)	85(12)-95(14)
2/11	W	Purdue	88(16)-85(8)
2/18	L	@Illinois	57(10)-73(19)

1969-70 (0-3)

12/13	L	Ohio Univ.	80(16)-82(19)
2/21	L	Iowa	89-97(11)
3/3	L	@Iowa	92-113(8)

1970-71 (2-4)

12/1	L	@Utah State	89-95(12)
12/12	L	Pennsylvania	64-71(8)
12/30	L	!vs Indiana	77-85(14)
2/27	W	@Michigan	91(18)-85(23)
3/18	W	*vs Marquette	60(10)-59(2)
3/20	L	*vs W.Ky.(ot)	78(10)-81(7)

! Far West Classic, Portland, Ore.
* NCAA Mideast Regionals @Athens, Ga.

1971-72 (1-1)

12/30	L	!@UCLA	53(6)-79(1)
1/25	W	@Minnesota	50(6)-44(17)

! UCLAN Classic, Los Angeles, Calif.

1972-73 (2-2)

1/13	L	@Indiana	67-81(16)
1/27	W	@Purdue	79-73(20)
2/5	W	Indiana	70-69(5)
2/10	L	Minnesota	78-80(5)



OHIO STATE RECORD VS. AP TOP 25 TEAMS

1973-74 (1-3)

12/3	L	Notre Dame(ot)	72-76(8)
1/26	L	@Wisconsin	64-69(17)
2/9	L	@Michigan	68-91(16)
3/2	W	Indiana	85-79(9)

1974-75 (3-4)

12/27	W	vs Penn	106-94(9)
12/28	L	vs Indiana	71-102(2)
1/4	L	@Michigan	73-85(17)
1/11	W	Minnesota	76-67(17)
1/27	W	Purdue	93-87(20)
2/1	L	Indiana	66-72(1)
3/2	L	@Indiana	78-86(1)

Rainbow Classic, Honolulu, Hawaii

1975-76 (0-3)

1/3	L	Indiana	64-66(1)
1/12	L	@Michigan	81-84(19)
3/6	L	@Indiana	67-96(1)

1976-77 (0-4)

1/24	L	Michigan	81-92(5)
1/29	L	@Minnesota	67-77(13)
2/5	L	@Michigan	72-93(7)
2/10	L	Minnesota	65-91(8)

1977-78 (1-2)

1/28	L	Michigan State	60-70(7)
2/18	L	@Michigan State	74-79(10)
2/23	W	Minnesota (ot)	94-87(19)

1978-79 (3-4)

12/12	W	Louisville	85-69(4)
12/29	W	vs Duke (ot)	90-84(1)
1/13	W	@Illinois (ot)	69-66(4)
2/1	L	@Michigan State	79(7)-84(15)
2/10	L	Michigan State	57(13)-73(10)
2/24	L	Iowa	68(14)-83(12)
3/3	L	@Purdue	66-74(19)

! ECAC Holiday Tournament, New York, N.Y.

1979-80 (5-1)

1/3	W	Indiana	59(7)-58(11)
1/5	W	Purdue	67(5)-58(8)
1/10	W	@Iowa	77(5)-71(12)
2/28	W	@Purdue	64(9)-60(18)
3/2	L	@Indiana(ot)	73(10)-76(13)
3/9	W	*vs Arizona St.	89 (10)-75(18)

* NCAA 1st and 2nd Rounds @Tempe, Ariz.

1980-81 (4-6)

12/3	L	@Kentucky	64(9)-70(2)
12/20	L	@Arizona St.	58(7)-71(14)
1/8	W	@Iowa	58-56(11)
1/24	W	Michigan	69-63(16)
1/25	L	@Virginia	73-89(2)
2/5	L	@Illinois	63-82(18)
2/12	W	@Michigan	105-87(13)
2/14	L	Illinois	57-63(17)
2/26	L	@Indiana	58-74(16)
3/7	W	Iowa	78-70(8)

1981-82 (2-4)

11/29	W	vs Georgetown	47-46(5)
12/5	L	Kentucky	62-78(2)
1/7	W	Minnesota	49-47(6)
1/30	L	@Iowa	66-76(6)
2/6	L	Iowa (ot)	65-69(5)
3/6	L	@Minnesota	75-87(8)

! Great Alaska Shootout, Anchorage, Alaska

1982-83 (5-4)

12/14	L	@Syracuse	85-91(16)
1/8	W	Indiana	70-67(1)
1/27	W	@Iowa (2ot)	89-83(14)
2/2	L	Minnesota (ot)	80-89(17)
2/12	W	@Minnesota	74-69(19)
2/19	W	Iowa	85(20)-69(16)
3/5	W	Purdue	76(14)-65(20)
3/12	L	@Indiana	60(16)-81(7)
3/25	L	**vs N. Carolina	51-64(8)

** NCAA East Regionals, Syracuse, N.Y.

1983-84 (1-3)

12/1	W	vs Maryland	72-68(8)
1/14	L	Illinois	53-55(9)
3/1	L	@Illinois	58-73(6)
3/3	L	@Purdue	63-85(11)

! at East Rutherford, N.J.

1984-85 (3-4)

12/1	W	Arkansas	85-84(17)
1/5	L	@Michigan	82-87(16)
1/19	W	Indiana	86-84(11)
1/23	L	@Illinois	66-84(6)
2/23	W	Illinois	72-64(16)
3/6	L	Michigan	72-77(3)
3/16	L	*vs La. Tech	67-79(8)

* NCAA 1st and 2nd Rounds, Tulsa, Okla.

1985-86 (2-4)

11/30	W	Maryland	78-66(19)
1/4	L	Michigan	68-78(2)
1/25	W	Purdue	73-66(15)
2/16	L	Indiana	75-84(16)
3/6	L	@Michigan	82-99(7)
3/8	L	@Michigan State	81-91(19)

1986-87 (2-8)

12/29	W	vs Kansas (ot)	79-78(13)
1/4	L	Indiana	80-92(6)
1/24	W	@Iowa	80-76(1)
1/29	L	Purdue	73-75(4)
2/2	L	Illinois	65-82(12)
2/18	L	Iowa	80-82(7)
2/25	L	@Illinois	70-93(14)
2/28	L	@Purdue	73-87(6)
3/7	L	@Indiana	81-90(4)
3/15	L	*vs Georgetown	79-82(4)

Rainbow Classic, Honolulu, Hawaii

* NCAA 1st and 2nd Rounds, Atlanta

1987-88 (4-4)

12/16	L	@Florida	69-102(11)
1/7	L	@Purdue	77-84(10)
1/14	W	Iowa	87-83(16)
1/18	W	Michigan	70-68(10)
2/4	W	Illinois	64-60(17)
2/10	L	@Iowa	75-92(13)
3/9	W	Purdue	71-60(2)
3/12	L	@Michigan	76-95(10)

1988-89 (2-8)

11/25	L	vs Oklahoma	93(16)-97(5)
12/20	L	@S. Carolina	68(12)-74(18)
1/16	L	@Michigan	73(18)-99(6)
1/19	W	Iowa	102(16)-91(7)
1/29	W	@Louisville	85(17)-79(24)
2/9	L	@Illinois	60(16)-62(7)
2/13	L	@Iowa	75(16)-83(8)
2/23	L	Michigan	72-89(13)
2/26	L	Illinois	71-94(10)
3/1	L	Indiana	66-73(3)

! Maui Classic, Lahaina, Hawaii

1989-90 (6-9)

12/1	L	#vs N.C. State	54-68(19)
12/2	L	#vs Oklahoma State	59-81(23)
12/27	L	vs LaSalle	62-74(20)
1/4	W	Indiana	69-67(9)
1/6	W	@Iowa	79-73(20)
1/20	L	@Minnesota	78-83(22)
1/25	L	Purdue	66-78(13)
1/27	L	@Illinois	81-92(10)
2/4	W	Louisville (ot)	91-88(10)
2/10	L	Michigan State	75-84(23)
2/18	W	Michigan	64-61(5)
2/24	L	@Purdue	70-75(9)
2/26	W	Illinois	86-80(19)
3/10	W	Minnesota	93-83(19)
3/17	L	*vs UNLV	65-76(2)

Tournament of Champions, Charlotte, N.C.

Sugar Bowl Classic, New Orleans, La.

* NCAA 1st and 2nd Rounds, Salt Lake City

1990-91 (4-1)

12/22	W	vs Georgetown	71(7)-60(12)
1/3	W	Iowa	63(6)-59(22)
1/21	W	@Indiana	93(4)-85 (3)
2/17	W	Indiana (2ot)	97(2)-95(4)
3/22	L	**vs St. John's	74(5)-91(20)

! at Las Vegas, Nev.

Palm Beach Classic, Palm Beach, Fla.

** NCAA Midwest Regionals, Pontiac, Mich.

1991-92 (5-3)

1/7	W	Michigan State	62(7)-46(9)
1/14	L	@Indiana	83(4)-91(5)
2/2	W	@Michigan	68(8)-58(15)
2/23	L	Indiana	80(6)-86(7)
2/29	W	@Michigan State	78(8)-65(12)
3/3	W	Michigan	77(5)-66(18)
3/27	W	**vs N. Carolina	80(3)-73(18)
3/29	L	**vs Michigan(ot)	71(3)-75(15)

** NCAA Midwest Regionals, Lexington, Ky.



OHIO STATE RECORD VS. AP TOP 25 TEAMS

1992-93 (3-7)

12/22	L	North Carolina	64-84(5)
1/9	W	Iowa	92-81(22)
1/13	L	Michigan State	60(21)-77(23)
1/24	L	@Indiana	69(24)-96(2)
1/26	L	@Michigan	62-72(5)
2/3	L	Purdue	57-62(19)
2/16	L	@Iowa	54-68(20)
2/23	W	Indiana (ot)	81-77(1)
2/28	L	Michigan	64-66(5)
3/14	W	@Purdue	72-62(18)

1993-94 (3-8)

12/18	L	@N. Carolina	68-81(2)
12/22	L	Ivs Kentucky	88-100(5)
12/23	W	Ivs Boston Col.	69-67(18)
1/8	L	@Wisconsin	55-69(15)
1/13	L	@Michigan (ot)	75-86(10)
1/22	L	@Purdue	63-101(12)
2/5	W	Wisconsin	73-57(16)
2/9	L	@Minnesota	73-79(23)
2/13	L	Michigan	70-72(11)
2/23	L	Purdue	85-95(14)
3/6	W	Indiana	82-78(17)

! at Maui Invitational, Maui, Hawaii

1994-95 (1-2)

2/4	L	Michigan State	58-67(9)
2/22	L	Purdue	55-64(21)
2/25	W	Minnesota	73-65(22)

1995-96 (0-7)

1/3	L	Penn State	69-72(25)
1/10	L	@Iowa	53-81(11)
1/27	L	@Purdue	53-70(19)
2/3	L	Michigan	58-77(20)
2/15	L	Purdue	55-63(11)
3/2	L	Iowa	64-73(21)
3/9	L	@Penn State	70-86(16)

1996-97 (2-6)

12/28	L	Ivs Kentucky	65-81(3)
1/2	W	@Michigan	73-71(8)
1/4	L	Illinois	64-72(15)
1/18	L	Minnesota	67-73(7)
1/30	W	Indiana	73-67(17)
2/8	L	@Indiana	76-93(20)
2/19	L	@Minnesota	48-60(2)
3/5	L	@Illinois	83-90(24)

! Gatorade Rock-n-Roll Shootout, Cleveland

1997-98 (0-7)

12/28	L	Ivs Kansas	56-69(2)
1/14	L	Iowa	46-61(13)
1/17	L	Michigan	61-79(19)
1/21	L	@Purdue	71-82(12)
2/4	L	Michigan State	58-84(16)
2/7	L	Purdue	75-107(10)
2/11	L	@Michigan	68-76(21)

! Rainbow Classic, Honolulu

1999-00 (0-1)

12/16	L	@ Kansas	67(12)-80(8)
-------	---	----------	--------------

2002-03 (3-8)

11/29	L	Ivs. Alabama	48-54(4)
12/3	L	*vs. Duke	76-91(4)
12/18	L	@ Pittsburgh	49-69(4)
1/4	L	Louisville (ot)	64-72(24)
1/9	L	@Michigan State	55-66(25)
1/11	W	Indiana	81-69(15)
1/21	L	@Indiana	51-69(14)
2/9	L	@Illinois	57-76(16)
2/22	W	Purdue	52-44(24)
3/14	W	**vs. Wisconsin	58-50(18)
3/16	L	**vs. Illinois	59-72(13)

! Hall of Fame Tipoff Classic, Springfield, Mass.

*ACC/Big Ten Challenge, Greensboro, N.C.

**United Center, Big Ten Tournament, Chicago.

2003-04 (1-5)

12/3	L	*Georgia Tech	53-73(13)
1/7	L	@Illinois	63-85(19)
1/28	L	Wisconsin	57-69(17)
1/31	W	@Purdue	65-59(21)
1/14	L	@Wisconsin	48-78(17)
3/7	L	Illinois	63-64(18)

*Big Ten/ACC Challenge, Columbus, Ohio

2004-05 (2-4)

1/5	L	@Illinois	65-85(1)
1/8	W	Iowa	81-69(14)
2/9	L	@Michigan State	69-83(13)
2/27	L	Wisconsin	56-64(20)
3/6	W	Illinois	65-64(1)
3/11	L	*vs. Wisconsin	49-60(20)

2005-06 (4-4)

1/7	L	@Indiana	79(18)-81(16)
1/15	L	Michigan State-2 OT...	59(19)-62(14)
1/18	W	Wisconsin	77(19)-67(15)
2/9	W	@Michigan	94(19)-85(22)
2/12	W	Illinois	69(19)-53(10)
2/22	W	@Michigan State	79(13)-68(18)
3/12	L	*vs. Iowa	60(7)-67(20)
3/19	L	Ivs. Georgetown	52(6)-70(23)

*Conseco Fieldhouse, Big Ten Tournament, Indianapolis

! NCAA Second Round, Dayton, Ohio

2006-07 (6-4)

11/29	L	@North Carolina	89(3)-98(7)
12/23	L	@Florida	60(3)-86(5)
1/9	L	@Wisconsin	69(5)-72(3)
1/13	W	Tennessee	68(5)-66(16)
2/25	W	Wisconsin	49(2)-48(1)
3/11	W	*vs. Wisconsin	66(1)-49(3)
3/22	W	! vs. Tennessee	85(1)-84(22)
3/24	W	! vs. Memphis	92(1)-76(5)
3/31	W	vs. Georgetown	67(1)-60(9)
4/2	L	vs. Florida	75(1)-84(6)

*United Center, Big Ten Tournament, Chicago

! NCAA South Regional, San Antonio, Texas

NCAA Final Four, Atlanta

2007-08 (3-9)

11/21	W	2-vs Syracuse	79-65(21)
11/23	L	2-vs. Texas AM	47-70(16)
11/28	L	4-North Carolina	55-66(1)
12/1	L	@Butler	46-65(16)
12/15	L	@Michigan State	60-66(11)
1/19	L	@Tennessee	69-74(6)
2/10	L	Indiana	53-59(14)
2/24	L	Wisconsin	53-58(11)
2/26	L	@Indiana	69-72(12)
3/4	W	Purdue	80-77(15)
3/9	W	Michigan State	63-54(17)
3/14	L	6-vs. Michigan State	60-67(19)

2-Preseason NIT, New York

4-Big Ten/ACC Challenge, Columbus

6-Conseco Fieldhouse, Big Ten Tournament, Indianapolis

2008-09 (6-7)

12/2	W	2-at Miami, Fla.	73-68(21)
12/6	W	3-vs. Notre Dame	67-62(7)
1/3	L	@Minnesota	59(24)-68(21)
1/6	L	@Michigan State	58-67(8)
1/17	W	@Michigan	64-58(25)
1/20	L	@Illinois	49-67(25)
1/25	L	Michigan State	67-78(7)
2/3	W	Purdue-OT	82-70(12)
2/7	W	Minnesota	64-58(19)
2/22	L	Illinois	68-70(18)
2/28	L	@Purdue	50-75(16)
3/14	W	4-vs. Michigan State	82-70(7)
3/15	L	4-vs. Purdue	61-65(24)

2-Big Ten/ACC Challenge, Miami, Fla.

3-Lucas Oil Stadium, Indianapolis

4-Conseco Fieldhouse, Big Ten Tournament, Indianapolis

2009-10 (5-6)

11/19	L	2-vs. North Carolina	73(15)-77(6)
11/20	W	2-vs. California	76(15)-70(13)
12/2	W	3-Florida State	77(15)-64(21)
12/12	L	@Butler	66(13)-74(22)
12/31	L	@Wisconsin	43(15)-65(23)
1/12	W	@Purdue	70-66(6)
1/16	W	Wisconsin	60-51(13)
1/23	L	@West Virginia	65(21)-71(11)
2/17	L	Purdue	57(9)-60(4)
2/21	W	@Michigan State	74(9)-67(11)
3/26	L	6-Tennessee	73(5)-76(15)

2-2K Sports Classic benefiting Coaches vs. Cancer, New York

3-Big Ten/ACC Challenge, Columbus

6-NCAA Midwest Regional, Edmund Jones Dome, St. Louis, Mo.

2010-11 (5-3)

11/16	W	2-@Florida	93(4)-75(9)
1/22	W	@Illinois	73(1)-68(23)
1/25	W	Purdue	87(1)-64(12)
2/6	W	@Minnesota	82(1)-69(18)
2/12	L	@Wisconsin	67(1)-71(13)
2/20	L	@Purdue	63(2)-76(11)
3/6	W	Wisconsin	93(1)-65(10)
2/25	L	7-No. 4 Kentucky	60(1)-62(11)

2-Global Sports Invitational, Gainesville, Fla.

7-East Regional Semifinals, Newark, N.J.



OHIO STATE RECORD VS. AP TOP 25 TEAMS

2011-12 (8-7)

11/15	W	Florida	81(3)-74(7)
11/29	W	Duke	85(2)-63(3)
12/10	L	@Kansas	67(2)-78(13)
12/31	L	@Indiana	71(2)-74(13)
1/15	W	Indiana	80(5)-63(7)
1/29	W	Michigan	64(4)-49(20)
2/4	W	@Wisconsin	58(3)-52(19)
2/11	L	Michigan State	48(3)-58(11)
2/18	L	@Michigan	51(6)-56(17)
2/26	L	Wisconsin	60(8)-63(16)
3/4	W	@Michigan State	72(10)-70(5)
3/10	W	vs. Michigan	77(7)-55(10)
3/11	L	vs. Michigan State	64(7)-68(8)
3/24	W	vs. Syracuse	77(7)-70(2)
3/31	L	vs. Kansas	62(7)-64(6)

2012-13 (6-7)

11/28	L	1-@ Duke	68(4)-73(2)
12/22	L	Kansas	66(7)-74(9)
1/5	L	@Illinois	55(8)-74(11)
1/13	W	Michigan	56(15)-53(2)
1/19	L	@Michigan State	56(11)-59(18)
2/5	L (ot)	@Michigan	74(10)-76(3)
2/10	L	Indiana	68(10)-81(1)
2/17	L	@Wisconsin	49(13)-71(20)
2/24	W	Michigan State	68(18)-60(4)
3/5	W	@Indiana	67(14)-58(2)
3/16	W	2-vs. Michigan State	61(10)-58(8)
3/17	W	2-vs. Wisconsin	50(10)-43(22)
3/28	W	3-vs. Arizona	73(7)-70(22)

1-Big Ten/ACC Challenge, Cameron Indoor Stadium, Durham, N.C.
2-2013 Big Ten Tournament, United Center, Chicago
3-NCAA West Regional, Los Angeles

2013-14 (4-4)

11/16	W	@Marquette	2(10)-35(17)
1/7	L	@Michigan St-ot	68(3)-72(5)
1/14	L	Iowa	74(3)-84(20)
2/1	W	@Wisconsin	59(24)-58(14)
2/4	W	@Iowa	76-69(17)
2/11	L	Michigan	60(22)-70(15)
3/9	W	Michigan State	69-67(22)
3/15	L	1-vs. Michigan	69(24)-72(8)

1-2014 Big Ten Tournament, Bankers Life Arena, Indianapolis

2014-15 (3-4)

12/2	L	1-@Louisville	55(14)-64(5)
12/20	L	2-vs. North Carolina	74(12)-82(24)
1/25	W	Indiana	82-70(23)
1/29	W	Maryland	80-56(16)
3/8	L	Wisconsin	48(23)-72(6)
3/19	W	3-vs. VCU	75-72(25)
3/21	L	3-vs. Arizona	58-73(5)

1-Big Ten/ACC Challenge, KFC Yum! Center, Louisville, Ky.
2-CBS Sports Classic, United Center, Chicago
3-NCAA 2nd/3rd Rnds, Moda Center, Portland, Ore.

2015-16 (2-7)

12/1	L	1-Virginia	58-64(10)
12/19	W	2-vs. Kentucky	74-67(4)
1/16	L	@ Maryland	65-100(3)
1/21	L	@ Purdue	64-75(22)
1/31	L	Maryland	61-66(8)
2/23	L	Michigan State	62-81(6)
2/28	W	Iowa	68-64(8)
3/5	L	@ Michigan State	76-91(2)
3/11	L	3-vs. Michigan State	54-81(2)

1-Big Ten/ACC Challenge, Value City Arena, Columbus, Ohio

2-CBS Sports Challenge, Barclay's Center, Brooklyn, New York

3-2016 Big Ten Tournament, Bankers Life Arena, Indianapolis

2016-17 (1-6)

11/30	L	1-@ Virginia	61-63(6)
12/17	L	2-vs. UCLA	73-86(2)
1/5	L	Purdue	75-76(20)
1/12	L	@ Wisconsin	66-89(18)
1/31	L	Maryland	71-77(17)
2/11	L	@ Maryland	77-86(21)
2/23	W	Wisconsin	83-73(16)

1-4-Big Ten/ACC Challenge, Charlottesville, Virginia

5-CBS Sports Classic, Las Vegas, Nevada

2017-18 (2-4)

11/23	L	1-Gonzaga	59-86(17)
12/23	L	2-vs. North Carolina	72-86(5)
1/7	W	Michigan State	80-64(1)
2/7	W	@ Purdue	64(14)-63(3)
2/18	L	@ Michigan	62(8)-74(22)
3/17	L	3-vs. Gonzaga	84(17)-90(6)

1-PK80, Portland, Oregon // 2-CBS Sports Classic, New Orleans //

3-NCAA Tournament, Taco Bell Arena, Boise, Idaho

2018-19 (2-9)

1/5	L	Michigan State	77(14)-86(8)
1/18	L	Maryland	61-75(19)
1/29	L	@Michigan	49-65(5)
2/17	L	@Michigan State	44-62(11)
2/23	L	@Maryland	62-72(24)
2/26	W	Iowa	90-70(22)
3/2	L	@Purdue	51-86(14)
3/10	L	Wisconsin	67-73(21) OT
3/15	L	1-vs. Michigan State	70-77(6)
3/22	W	2-Iowa State	62-59(24)
3/24	L	2-Houston	59-74(11)

1-Big Ten Tournament, United Center, Chicago

2-NCAA Tournament First/Second Rounds, BOK Center, Tulsa, Okla.

2019-20 (6-4)

11/13	W	1-Villanova	76(16)-51(10)
12/4	W	2-at North Carolina	74(6)-49(7)
12/21	W	3-vs. Kentucky	71(5)-65(6)
12/29	L	4-vs. West Virginia	59(2)-67(22)
1/7	L	at Maryland	55(11)-65(12)
2/20	L	at Iowa	76(25)-85(20)
2/23	W	Maryland	79(25)-72(7)
3/1	W	Michigan	77(23)-63(19)
3/5	W	Illinois	71(19)-63(23)
3/8	L	at Michigan State	69(19)-80(16)

1-Gavitt Games, Columbus, Ohio

2-Big Ten/ACC Challenge, Chapel Hill, North Carolina

3-CBS Sports Challenge, Las Vegas, Nevada

4-Cleveland Classic, Cleveland, Ohio

2020-21 (7-5)

12/11	W	Rutgers	80(23)-68(11)
1/3	L	Minnesota	60(25)-77(21)
1/9	W	at Rutgers	79-68(15)
1/16	W	at Illinois	87(21)-81(14)
1/23	W	at Wisconsin	74(15)-62(10)
2/4	W	at Iowa	89(7)-85(8)
2/21	L	Michigan	87(4)-92(3)
2/28	L	Iowa	57(4)-73(9)
3/6	L	Illinois	68(7)-73(4)
3/12	W	1-vs. Purdue	87(9)-78(20)
3/13	W	1-vs. Michigan	68(9)-67(4)
3/14	L	1-vs. Illinois	88(9)-91(3)

1-Big Ten Tournament, Indianapolis, Ind.



OHIO STATE WHEN RANKED IN AP TOP 25

12/27	W	@Florida State	93(16)-86
12/30	L	Washington	59(16)-64
1/4	W	@Indiana	90(13)-82
1/11	W	Wisconsin	84(16)-69
1/18	W	@Michigan	98(13)-85
1/20	W	vs Georgia Tech	73(13)-66
1/24	W	%vs Cornell	96(12)-78
1/28	W	Illinois	76(12)-67(7)
2/1	L	@Purdue (ot)	85(12)-95(14)
2/8	L	@Wisconsin	73(12)-77
2/11	W	Purdue	88(16)-85(8)
2/15	W	Minnesota	58(16)-41
2/18	L	@Illinois	57(10)-73(19)
2/22	W	Iowa	88(10)-81
2/25	L	@Northwestern	83(14)-86
3/1	L	@Michigan State	72(14)-85

! at Atlanta, Ga.
% at Cleveland, Ohio

1969-70 (3-1)

12/1	W	@Wake Forest	96(18)-92
12/6	W	@Butler	112(18)-89
12/8	W	Northern Illinois	106(18)-99
12/13	L	Ohio University	80(16)-82(19)

1970-71 (8-1)

2/16	W	@Wisconsin	79(20)-71
2/20	W	Northwestern	84(20)-72
2/23	W	Iowa	80(18)-71
2/27	W	@Michigan	91(18)-85(23)
3/2	W	Minnesota	84(13)-70
3/6	W	@Northwestern	68(13)-67
3/9	W	Indiana	91(12)-75
3/18	W	*vs Marquette	60(10)-59(2)
3/20	L	*vs W. Ky.(ot)	78(10)-81(7)

*NCAA Mid-east Regionals, Athens, Ga.

1971-72 (17-5)

12/1	W	@Georgia Tech	63(5)-55
12/4	W	Oregon	68(5)-57
12/6	W	Utah State	71(5)-60
12/11	L	@Ohio University	68(4)-79
12/18	W	@Butler	82(10)-70
12/20	W	Brown	62(10)-56
12/23	W	Wisconsin-Milwaukee	78(6)-63
12/29	W	vs Arizona	90(6)-47
12/30	L	!@UCLA	53(6)-79(1)
1/3	W	Creighton	94(6)-76
1/8	W	@Purdue	78(10)-70
1/15	W	Michigan	84(9)-73
1/22	W	Indiana	80(7)-74
1/25	W	@Minnesota	50(6)-44(17)
1/29	L	@Michigan	78(6)-88
2/1	W	Iowa	82(9)-77
2/5	W	Wisconsin	79(9)-69
2/8	L	@Iowa	67(7)-80
2/12	W	Purdue	64(7)-62
2/19	L	@Illinois	62(8)-64
2/26	W	@Northwestern	76(15)-74
2/29	W	Illinois	103(14)-70

! UCLA Classic, Los Angeles, Calif.

1972-73 (2-2)

11/27	W	Wis.-Milwaukee	92(10)-81
12/1	L	@Washington	63(10)-67
12/4	W	@Notre Dame (ot)	81(10)-75
12/9	L	Missouri	62(15)-69

1978-79 (8-5)

1/18	W	Minnesota	83(16)-80
1/20	W	@Michigan	78(16)-69
1/25	W	Northwestern	73(10)-61
1/27	W	Indiana (ot)	66(10)-63
2/1	L	@Michigan State(ot)	79(7)-84(15)
2/3	L	@Indiana	62(7)-70
2/8	W	Michigan	63(13)-60
2/10	L	Michigan State	57(13)-73(10)
2/15	W	@Minnesota	74(17)-68
2/17	W	@Northwestern	88(17)-73
2/22	W	Illinois	73(14)-55
2/24	L	Iowa	68(14)-83(12)
3/1	L	@Wisconsin	73(17)-76

NIT 1st and 2nd Rounds

NIT Semifinals and 3rd-Place game, New York

1979-80 (21-8)

12/1	W	Ohio University	78(4)-51
12/8	W	@Stetson	69(3)-50
12/10	W	@West Virginia	72(3)-55
12/13	W	Cal. Poly-Pomona	87(3)-46
12/15	W	@Holy Cross	79(3)-63
12/19	L	@Louisville	65(2)-75
12/2	W	Tennessee	91(2)-65
12/29	W	Northwestern State	71(7)-46
1/3	W	Indiana	59(7)-58(11)
1/5	W	Purdue	67(5)-58(8)
1/10	W	@Iowa	77(5)-71(12)
1/12	W	@Northwestern	75(3)-63
1/17	W	Minnesota (ot)	75(2)-70
1/19	L	@Michigan (ot)	74(2)-75
1/24	W	@Illinois	79(4)-76
1/26	L	Wisconsin	71(4)-72
1/27	W	Virginia	70(4)-65
1/31	L	@Michigan State	54(6)-74
2/2	L	@Wisconsin	67(6)-70
2/7	W	Michigan	66(13)-63
2/9	W	Michigan State	71(13)-59
2/14	L	@Minnesota	70(9)-74
2/16	W	Illinois	71(9)-57
2/21	W	Northwestern	68(11)-59
2/23	W	Iowa	70(11)-69
2/28	W	@Purdue	64(9)-60(18)
3/2	L	@Indiana (ot)	73(10)-76(13)
3/9	W	*vs Arizona St.	89(10)-75(18)
3/13	L	*vs UCLA	68(10)-72

* NCAA 1st and 2nd Rounds, Tempe, Ariz.

1980-81 (2-3)

11/29	W	Cleveland State	89(9)-81
12/3	L	@Kentucky	64(9)-70(2)
12/6	W	Colgate	77(9)-58
12/16	L	South Alabama	67(7)-76
12/20	L	@Arizona State	58(7)-71(14)

1982-83 (4-5)

1/13	L	@Purdue	57(20)-64
1/15	L	@Illinois	55(20)-63
2/17	W	Northwestern	71(20)-55

2/19	W	Iowa	85(20)-69(16)
2/24	L	@Mich.St.state (3ot)	94(15)-101
2/26	W	@Michigan	81(15)-71
3/3	L	Illinois (ot)	73(14)-74
3/5	W	Purdue	76(14)-65(20)
3/12	L	@Indiana	60(16)-81(7)

1985-86 (0-1)

12/14	L	vs Arkansas (ot)	70(20)-79
-------	---	------------------	-----------

! at Pine Bluff, Ark.

1988-89 (17-8)

11/25	L	vs Oklahoma	93(16)-97(5)
11/26	W	vs DePaul	72(16)-70
11/27	W	vs Vanderbilt	97(16)-82
12/3	W	@Western Michigan	77(15)-66
12/10	W	Lafayette	84(14)-62
12/14	W	Nebraska	103(14)-76
12/17	W	@Dayton	104(14)-76
12/20	L	@South Carolina	68(12)-74(18)
12/22	W	Kent State	92(12)-67
12/27	W	%vs Florida	93(15)-68
12/29	W	@% St. John's	77(15)-72
1/4	L	@Indiana	65(14)-75
1/7	W	Wisconsin	73(14)-70
1/9	W	Radford	108(14)-61
1/14	W	@Michigan State	83(18)-81
1/16	L	@Michigan	73(18)-99(6)
1/19	W	Iowa	102(16)-91(7)
1/26	W	Northwestern	100(17)-68
1/29	W	@Louisville	85(17)-79(24)
2/1	L	@Minnesota	73(15)-76
2/6	W	Purdue	70(15)-58
2/9	L	@Illinois	60(16)-62(7)
2/11	W	Michigan State	81(16)-75
2/13	L	@Iowa	75(16)-83(8)
2/18	L	@Northwestern	69(16)-70

! Maui Classic, Lahaina, Hawaii
% ECAC Holiday Festival, New York

1990-91 (27-4)

11/25	W	Bethune-Cookman	111(10)-72
11/28	W	Delaware State	116(11)-67
12/1	W	Youngstown State	112(11)-67
12/8	W	Chicago State	112(9)-54
12/12	W	Wright State	90(8)-60
12/15	W	@American	109(7)-73
12/17	W	Tennessee State	103(7)-66
12/22	W	vs Georgetown	71(7)-60(12)
12/27	W	#vs Mississippi State	82(6)-80
12/28	W	#vs Miami (Ohio)	85(6)-67
1/3	W	Iowa	63(6)-59(22)
1/5	W	@Michigan	67(6)-57
1/10	W	@Northwestern	102(4)-62
1/12	W	Wisconsin	92(4)-60
1/19	W	Illinois	89(4)-55
1/21	W	@Indiana	93(4)-85(3)
1/24	W	@Minnesota	80(4)-70
1/31	L	@Michigan State	61(3)-75
2/3	W	Purdue	66(3)-59
2/9	W	Northwestern	96(3)-64
2/11	W	Michigan	81(3)-65
2/14	W	@Wisconsin	73(2)-71
2/17	W	Indiana (2ot)	97(2)-95(4)
2/20	W	@Illinois	73(2)-64
2/23	W	Minnesota	63(2)-62



OHIO STATE WHEN RANKED IN AP TOP 25

2017-18 (10-5)

1/17/18	W	1-at Northwestern	71(22)-65
1/20/18	W	2-vs. Minnesota	67(22)-49
1/22/18	W	Nebraska	64(13)-59
1/25/18	L	Penn State	79(13)-82
1/30/18	W	Indiana	71(17)-56
2/4/18	W	Illinois	75(17)-67
2/7/18	W	@ Purdue	64(14)-63(3)
2/10/18	W	Iowa	82(14)-64
2/15/18	L	@ Penn State	56(8)-79
2/18/18	L	@ Michigan	62(8)-74(22)
2/20/18	W	Rutgers	79(16)-52
2/23/18	W	@ Indiana	80(16)-78 2OT
3/2/18	L	3-vs. Penn State	68(13)-69
3/15/18	W	4-vs. SDSU	81(17)-73
3/17/18	L	4-vs. Gonzaga	84(17)-90(6)

1-at Allstate Arena, Rosemont, Illinois // 2-at Madison Square Garden, New York // 3-Big Ten Tournament at Madison Square Garden, New York // 4-NCAA Tournament, Taco Bell Arena, Boise, Idaho

2018-19 (8-4)

11/11/18	W	1-Samford	68(23)-50
11/23/18	W	2-Cleveland State	89(23)-62
11/28/18	L	3-Syracuse	62(16)-72
12/2/18	W	Minnesota	79(16)-59
12/5/18	W	4-vs. Illinois	77(19)-67
12/15/18	W	Bucknell	73(15)-71
12/18/18	W	Youngstown State	75(15)-56
12/22/18	W	5-UCLA	80(15)-66
12/29/18	W	High Point	82(13)-64
1/5/19	L	Michigan State	77(14)-86(8)
1/9/19	L	@ Rutgers	61(16)-64
1/12/19	L	@ Iowa	62(16)-72

1-Buckeye Classic, Value City Arena, Columbus // 2-Buckeye Classic, St. John Arena, Columbus // 3-Big Ten/ACC Challenge, Columbus // 4-at United Center, Chicago, Illinois // 5-CBS Sports Classic, United Center, Chicago, Illinois

2019-20 (16-8)

11/6/19	W	Cincinnati	64(18)-56
11/10/19	W	UMass Lowell	76(18)-56
11/13/19	W	1-Villanova	76(16)-51(10)
11/18/19	W	2-Stetson	86(10)-51
11/22/19	W	2-Purdue FW	85(10)-46
11/25/19	W	2a-Kent State	71(10)-52
11/29/19	W	Morgan State	90(10)-57
12/4/19	W	@ 3-North Carolina	74(6)-49(7)
12/7/19	W	Penn State	106(6)-74
12/15/19	L	@ Minnesota	71(3)-84
12/17/19	W	Southeast Missouri	80(5)-48
12/21/19	W	4-vs. Kentucky	71(5)-65(6)
12/29/19	L	5-vs. West Virginia	59(2)-67(22)
1/3/20	L	Wisconsin	57(5)-61
1/7/20	L	@ Maryland	55(11)-65(12)
1/11/20	L	@ Indiana	54(11)-66
1/14/20	W	Nebraska	80(21)-68
1/18/20	L	@ Penn State	76(21)-90
2/20/20	L	@ Iowa	76(25)-85(20)
2/23/20	W	Maryland	79(25)-72(7)
2/27/20	W	@ Nebraska	75(23)-54
3/1/20	W	Michigan	77(23)-63(19)
3/5/20	W	Illinois	71(19)-63(23)
3/8/20	L	@ Michigan State	69(19)-80(16)

1 - 2019 Gavitt Games, Value City Arena, Columbus, Ohio // 2 - 2019 Ohio State Classic, Value City Arena, Columbus, Ohio // 2a - Ohio State Classic, St. John Arena, Columbus, Ohio // 3 - Big Ten/ACC Challenge, Dean Smith Center, Chapel Hill, N.C. // 4 - CBS Sports Classic, T-Mobile Arena, Las Vegas // 5-Cleveland Classic, Rocket Mortgage Fieldhouse, Cleveland, Ohio

2020-21 (20-10)

11/25/20	W	Illinois State	94(23)-67
11/29/20	W	UMass Lowell	76(18)-56
12/2/20	W	1-Morehead State	77(23)-44
12/8/20	W	3-at Notre Dame	90(23)-85
12/13/20	W	Cleveland State	67(23)-61

12/16/20	L	at Purdue	60(20)-67
12/19/20	W	2-vs. UCLA	77(20)-70
12/23/20	W	Rutgers	80(23)-68(11)
12/26/20	L	at Northwestern	70(23)-71
12/30/20	W	Nebraska	90(25)-54
1/3/21	L	at Minnesota	60(25)-77(21)
1/13/21	W	Northwestern	81(21)-71
1/16/21	W	at Illinois	87(21)-81(14)
1/19/21	L	Purdue	65(15)-67
1/23/21	W	at Wisconsin	74(15)-62(10)
1/27/21	W	Penn State	83(13)-79
1/31/21	W	Michigan State	79(13)-62
2/4/21	W	at Iowa	89(7)-85(8)
2/8/21	W	at Maryland	73(4)-65
2/13/21	W	Indiana	78(4)-59
2/18/21	W	at Penn State	92(4)-82
2/21/21	L	Michigan	87(4)-92(3)
2/25/21	L	at Michigan State	67(4)-71
2/28/21	L	Iowa	57(4)-73(9)
3/6/21	L	Illinois	68(7)-73(4)
3/11/21	W	4-Minnesota	79(9)-75
3/12/21	W	4-Purdue	87(9)-78(20)
3/13/21	W	4-Michigan	68(9)-67(4)
3/14/21	L	4-Illinois	88(9)-91(3)
3/19/21	L	5-vs. Oral Roberts	72(7)-75

1 - at Covelli Center // 2 - Big Ten/ACC Challenge // 3 - CBS Sports Classic at Rocket Mortgage Fieldhouse, Cleveland // 4 - at Big Ten Tournament, Lucas Oil Stadium, Indianapolis // 5 - 2021 NCAA Tournament, Mackey Arena, West Lafayette, Ind.





OHIO STATE WHEN RANKED IN AP TOP 10



OSU Record – 351-86, .803

Date	W/L	Opponent.....OSU-OPP	Date	W/L	Opponent.....OSU-OPP	Date	W/L	Opponent.....OSU-OPP
2/4/50	W	Wisconsin61(7)-47(17)	2/4/61	W	at Michigan.....80(1)-58	1/12/63	W	Michigan 68(4)-66
2/6/50	W	at Indiana.....56(7)-55(12)	2/6/61	W	Indiana.....100(1)-65	1/19/63	L	at Iowa 74(5)-81
2/11/50	W	Michigan State87(4)-43	2/11/61	W	at Michigan State83(1)-68	2/16/63	W	at Michigan 75(9)-68
2/13/50	W	at Missouri.....47(4)-46	2/13/61	W	Northwestern89(1)-65	2/18/63	W	Michigan State 87(9)-77
2/18/50	W	at Northwestern68(3)-46	2/18/61	W	at Iowa.....62(1)-61(9)	2/23/63	W	Iowa 83(5)-70
2/20/50	W	Indiana.....75(3)-65	2/20/61	W	at Indiana.....73(1)-69	2/25/63	W	at Northwestern 50(5)-45
2/27/50	W	at Michigan.....69(3)-58	2/25/61	W	Wisconsin97(1)-74	3/2/63	W	Purdue 95(5)-75
3/9/50	W	Butler.....66(2)-65	3/4/61	W	Michigan State91(1)-83	3/4/63	W	at Minnesota.....85(5)-65
3/18/50	W	DePaul70(2)-63	3/11/61	W	at Illinois95(1)-66	3/9/63	L	at Indiana(ot) 85(3)-87
3/23/50	L	City Coll. of N.Y.....55(2)-56	3/17/61	W	at Louisville56(1)-55	11/30/63	W	California-Davis68(7)-42
3/25/50	W	Holy Cross72(2)-52(4)	3/18/61	W	vs Kentucky87(1)-74	12/2/63	W	Butler 74(7)-68
1/9/56	L	Iowa73(10)-88	3/24/61	W	vs St. Joseph's.....95(1)-69	12/6/63	L	vs Duke.....75(7)-76(4)
1/14/56	W	Wisconsin (2ot).....100(7)-98	3/25/61	L	vs Cincinnati (ot).....65(1)-70(2)	12/7/63	W	vs St. John's.....66(7)-64
12/22/59	W	at BYU.....91(3)-79	12/2/61	W	Florida State72(1)-57	12/11/63	L	Davidson.....73(8)-95
12/28/59	L	at Kentucky.....93(3)-96(13)	12/6/61	W	at Pittsburgh99(1)-79	12/13/63	L	Missouri74(8)-85
1/4/60	W	Illinois97(5)73(8)	12/8/61	W	Wichita85(1)-62	2/18/69	L	at Illinois57(10)-73(19)
1/9/60	W	Indiana96(7)-95(11)	12/9/61	W	at Wake Forest.....84(1)-62(3)	2/22/69	W	Iowa 88(10)-81
1/11/60	W	Delaware109(7)-38	12/16/61	W	Loyola (Chicago).....92(1)-72	3/18/71	W	vs Marquette 60(10)-59(2)
1/16/60	W	Northwestern81(5)-64	12/18/61	W	at St. Louis61(1)-48	3/20/71	L	vs W. Kentucky(ot)78(10)-81(7)
1/23/60	W	at Purdue85(5)-71	12/23/61	W	Penn State92(1)-49	12/1/71	W	at Georgia Tech63(5)-55
1/30/60	W	Michigan State111(5)-79	12/27/61	W	vs Washington59(1)-49	12/4/71	W	Oregon 68(5)-57
2/1/60	W	Michigan.....99(5)-52	12/28/61	W	vs UCLA105(1)-84	12/6/71	W	Utah State.....71(5)-60
2/6/60	W	at Northwestern77(4)-58	12/30/61	W	vs Southern California.....76(1)-66	12/11/71	L	at Ohio University.....68(4)-79
2/8/60	W	at Wisconsin106(4)-69	1/6/62	W	at Northwestern85(1)-62	12/18/71	W	at Butler.....82(10)-70
2/13/60	W	Iowa75(4)-47	1/13/62	W	Michigan.....89(1)-64	12/20/71	W	Brown62(10)-56
2/15/60	W	at Illinois109(4)-81(20)	1/20/62	W	at Minnesota.....90(1)-76	12/23/71	W	Wisconsin-Milwaukee 78(6)-63
2/20/60	W	at Michigan State84(4)-83	1/22/62	W	Purdue91(1)-65	12/29/71	W	vs Arizona90(6)-47
2/27/60	W	Wisconsin93(2)-68	1/29/62	W	at Purdue93(1)-73	12/30/71	L	at UCLA.....53(6)-79(1)
2/29/60	L	at Indiana83(2)-99(20)	2/3/62	W	Northwestern97(1)-61	1/3/72	W	Creighton.....94(6)-76
3/5/60	W	at Minnesota.....75(2)-66	2/5/62	W	Iowa89(1)-63	1/8/72	W	at Purdue.....78(10)-70
3/11/60	W	vs Western Kentucky.....98(3)-79	2/10/62	W	Minnesota.....91(1)-66	1/15/72	W	Michigan84(9)-73
3/12/60	W	vs Georgia Tech.....86(3)-69(13)	2/12/62	W	at Michigan.....72(1)-57	1/22/72	W	Indiana.....80(7)-74
3/18/60	W	vs N.Y. University.....76(3)-54(12)	2/17/62	W	at Michigan State80(1)-72	1/25/72	W	at Minnesota.....50(6)-44(17)
3/19/60	W	vs California.....75(3)-55(2)	2/24/62	W	Illinois102(1)-79	1/29/72	L	at Michigan78(6)-88
12/17/60	W	at Wichita93(1)-82(16)	2/26/62	W	at Iowa.....72(1)-62	2/1/72	W	Iowa82(9)-77
12/19/60	W	at Loyola (Chi.).....90(1)-65	3/3/62	L	at Wisconsin67(1)-86	2/5/72	W	Wisconsin79(9)-69
12/22/60	W	Detroit.....84(1)-73(8)	3/10/62	W	Indiana.....90(1)-65	2/8/72	L	at Iowa67(7)-80
12/27/60	W	vs Seton Hall97(1)-57	3/16/62	W	vs Western Kentucky.....93(1)-73	2/12/72	W	Purdue64(7)-62
12/29/60	W	vs St. John's.....70(1)-65(7)	3/17/62	W	vs Kentucky74(1)-64(3)	2/19/72	L	at Illinois62(8)-64
12/31/60	W	vs St. Bonaventure84(1)-82	3/23/62	W	vs Wake Forest.....84(1)-68	11/27/72	W	Wisconsin-Milwaukee 92(10)-81
1/7/61	W	Illinois91(1)-65	3/24/62	L	vs Cincinnati59(1)-71(2)	12/1/72	L	at Washington63(10)-67
1/9/61	W	Evansville.....86(1)-59	12/15/62	W	Texas Christian74(3)-62	12/4/72	W	at Notre Dame (ot)81(10)-75
1/14/61	W	at Northwestern79(1)-45	12/22/62	W	at Detroit101(3)-66	1/25/79	W	Northwestern73(10)-61
1/21/61	W	Minnesota.....75(1)-56	12/27/62	W	at Butler66(2)-62	1/27/79	W	Indiana (ot)66(10)-63
1/28/61	W	Purdue92(1)-62(10)	12/29/62	L	at Wichita State54(2)-71	2/1/79	L	at Michigan State79(7)-84(15)
1/30/61	W	at Wisconsin100(1)-68	12/31/62	W	Brigham Young.....97(2)-91	2/3/79	L	at Indiana.....62(7)-70
			1/5/63	W	Minnesota78(5)-76	12/1/79	W	Ohio University78(4)-51
			1/7/63	L	at Illinois78(4)-90(3)	12/8/79	W	at Stetson69(3)-50



OHIO STATE WHEN RANKED IN AP TOP 10

Date	W/L	Opponent.....OSU-OPP	Date	W/L	Opponent.....OSU-OPP	Date	W/L	Opponent.....OSU-OPP
12/28/11	W	Northwestern87(2)-54	12/1/12	W	Northern Kentucky70(4)-43	1/4/14	W	Nebraska.....84(3)-53
12/31/11	L	at Indiana.....71(2)-74(13)	12/8/12	W	Long Beach State89(7)-55	1/7/14	L ot	at Michigan State68(3)-72(5)
1/3/12	W	Nebraska71(6)-40	12/12/12	W	Savannah State85(7)-45	1/12/14	L	Iowa.....74(3)-84(20)
1/7/12	W	at Iowa.....76(6)-47	12/15/12	W	UNC Asheville90(7)-72	2/15/18	L	at Penn State.....56(8)-79
1/10/12	L	at Illinois74(5)-79	12/18/12	W	Winthrop65(7)-55	2/18/18	L	at Michigan.....62(8)-74(22)
1/15/12	W	Indiana80(5)-63(7)	12/22/12	L	Kansas66(7)-74(9)	11/18/19	W	Stetson86(10)-51
1/21/12	W	at Nebraska.....79(6)-45	12/29/12	W	Chicago State87(10)-44	11/22/19	W	Purdue FW85(10)-46
1/25/12	W	Penn State.....78(4)-54	1/2/13	W	Nebraska70(8)-44	11/25/19	W	Kent State71(10)-52
1/29/12	W	Michigan.....64(4)-49(20)	1/5/13	L	at Illinois55(8)-74(11)	11/29/19	W	Morgan State90(10)-57
2/4/12	W	at Wisconsin.....58(3)-52(19)	2/5/13	L (ot)	at Michigan74(10)-76(3)	12/4/19	W	North Carolina.....74(6)-49(7)
2/7/12	W	Purdue87(3)-84	2/10/13	L	Indiana68(10)-81(1)	12/7/19	W	Penn State.....106(6)-74
2/11/12	L	Michigan State48(3)-58(11)	3/15/13	W	vs. Nebraska71(10)-50	12/15/19	L	Minnesota71(3)-84
2/14/12	W	at Minnesota.....78(6)-68	3/16/13	W	vs. Michigan State61(10)-58(8)	12/17/19	W	Southeast Missouri.....80(5)-48
2/18/12	L	at Michigan.....51(6)-56(17)	3/17/13	W	vs. Wisconsin50(10)-43(22)	12/21/19	W	vs. Kentucky71(5)-65(6)
2/21/12	W	Illinois83(8)-67	3/22/13	W	vs. Iona95(7)-70	12/29/19	L	vs. West Virginia.....59(2)-67(22)
2/26/12	L	Wisconsin60(8)-63(16)	3/24/13	W	vs. Iowa State78(7)-75	1/3/20	L	Wisconsin57(5)-61
2/29/12	W	at Northwestern75(10)-73	3/28/13	W	vs. Arizona73(7)-70(22)	2/4/21	W	at Iowa89(7)-85(8)
3/4/12	W	at Michigan State72(10)-70(5)	3/30/13	L	vs. Wichita State66(7)-70	2/8/21	W	at Maryland73(4)-65
3/9/12	W	vs. Purdue.....88(7)-71	11/12/13	W	Ohio University.....79(10)-69	2/13/21	W	Indiana78(4)-59
3/10/12	W	vs. Michigan77(7)-55(10)	11/16/13	W	at Marquette52(10)-35(17)	2/18/21	W	at Penn State.....92(4)-82
3/11/12	L	vs. Michigan State64(7)-68(8)	11/20/13	W	American63(8)-52	2/21/21	L	Michigan.....87(4)-92(3)
3/15/12	W	vs. Loyola78(7)-59	11/25/13	W	Wyoming65(7)-50	2/25/21	L	at Michigan State67(4)-71
3/17/12	W	vs. Gonzaga73(7)-66	11/29/13	W	North Florida99(7)-64	2/28/21	L	Iowa57(4)-73(9)
3/22/12	W	vs. Cincinnati81(7)-66	2/4/13	W	Maryland76(5)-60	3/6/21	L	Illinois68(7)-73(4)
3/24/12	W	vs. Syracuse77(7)-70(2)	12/7/13	W	Central Conn. State.....74(5)-56	3/11/21	W	vs. Minnesota79(9)-75
3/31/12	L	vs. Kansas62(7)-64(6)	12/11/13	W	Bryant86(3)-48	3/12/21	W ot	vs. Purdue87(9)-78(20)
11/11/12	W	Albany.....82(4)-60	12/14/13	W	North Dakota State.....79(3)-62	3/13/21	W	vs. Michigan68(9)-67(4)
11/17/12	W	vs. Rhode Island.....68(4)-59	12/18/13	W	Delaware76(3)-64	3/14/21	L ot	vs. Illinois.....88(9)-91(3)
11/18/12	W	vs. Washington77(4)-66	12/21/13	W	vs. Notre Dame.....64(3)-61	3/19/21	L	vs. Oral Roberts.72(7)-75
11/23/12	W	Kansas City91(3)-45	12/27/13	W	Louisiana-Monroe.....71(3)-31			
11/28/12	L	at Duke68(4)-73(2)	12/31/13	W	at Purdue.....78(3)-69			

OHIO STATE VS. OPPONENTS IN AP TOP 10

OSU Record – 77-139, .357

Date	W/L	Opponent.....OSU-OPP	Date	W/L	Opponent.....OSU-OPP	Date	W/L	Opponent.....OSU-OPP
2/5/49	W	Minnesota48-39(5)	1/4/60	W	Illinois97(5)73(8)	2/11/69	W	Purdue88(16)-85(8)
2/12/49	L	at Illinois.....49(18)-64(4)	3/19/60	W	vs California75(3)-55(2)	3/3/70	L	at Iowa92-113(8)
2/14/49	W	at St. Louis.....68(18)-60(2)	12/22/60	W	Detroit84(1)-73(8)	12/12/70	L	Pennsylvania.....64-71(8)
3/25/50	W	Holy Cross.....72(2)-52(4)	12/29/60	W	vs St. John's70(1)-65(7)	3/18/71	W	vs Marquette.....60(10)-59(2)
1/6/51	L	Indiana62-77(6)	12/31/60	W	vs. St. Bonaventure84(1)-82(3)	3/20/71	L	vs W. Kentucky(ot)78(10)-81(7)
1/22/51	L	at Indiana59-69(6)	1/28/61	W	Purdue92(1)-62(10)	12/30/71	L	at UCLA53(6)-79(1)
2/24/51	L	Illinois69-89(10)	2/18/61	W	at Iowa62(1)-61(9)	2/5/73	W	Indiana70-69(5)
12/28/51	L	at Washington43-78(3)	3/25/61	L	vs Cincinnati (ot).....65(1)-70(2)	2/10/73	L	Minnesota78-80(5)
1/7/52	W	Indiana73-72(5)	12/9/61	W	at Wake Forest.....84(1)-62(3)	12/3/73	L	Notre Dame(ot)72-76(8)
1/31/52	L	at St. Louis.....58-62(6)	3/17/62	W	vs Kentucky74(1)-64(3)	3/2/74	W	Indiana85-79(9)
2/2/52	L	Illinois62-66(3)	3/24/62	L	vs Cincinnati59(1)-71(2)	12/27/74	W	vs Penn106-94(9)
2/16/52	L	at Illinois53-80(6)	12/8/62	W	West Virginia76-69(3)	12/28/74	L	vs Indiana71-102(2)
2/18/52	L	Iowa.....62-75(5)	1/7/63	L	at Illinois78(4)-90(3)	2/1/75	L	Indiana66-72(1)
12/27/52	L	at Illinois.....62-87(2)	12/6/63	L	vs Duke75(7)-76(4)	3/2/75	L	at Indiana78-86(1)
1/12/53	L	Indiana68-88(7)	1/18/64	L	at Michigan.....64-82(3)	1/3/76	L	Indiana64-66(1)
2/21/53	L	at Indiana67-81(2)	2/3/64	W	Michigan86-85(2)	3/6/76	L	at Indiana67-96(1)
3/7/53	L	Illinois74-93(10)	12/30/64	L	Duke (2ot).....89-94(8)	1/24/77	L	Michigan.....81-92(5)
1/18/54	L	at Indiana72-94(3)	1/16/65	L	Indiana72-84(5)	2/5/77	L	at Michigan.....72-93(7)
2/27/54	L	Indiana68-84(3)	2/20/65	L	at Michigan.....61-100(1)	2/10/77	L	Minnesota65-91(8)
1/15/55	L	Illinois78-86(7)	3/1/65	L	at Indiana90-110(7)	1/28/78	L	Michigan State60-70(7)
2/10/56	L	at Illinois.....64-111(6)	3/8/65	W	Michigan.....93-85(1)	2/18/78	L	at Michigan State74-79(10)
2/25/56	W	Illinois87-84(2)	12/3/65	L	at UCLA66-92(1)	12/12/78	W	Louisville85-69(4)
2/4/57	L	at Illinois.....89(11)-96(7)	12/30/66	L	vs North Carolina82-105(3)	12/29/78	W	vs Duke (ot)90-84(1)
1/4/58	W	Michigan State70-56(8)	3/16/68	W	vs Kentucky82-81(5)	1/13/79	W	at Illinois (ot)69-66(4)
12/19/58	L	at Kentucky76-95(2)	3/22/68	L	vs North Carolina66-80(4)	2/10/79	L	Michigan State57(13)-73(10)
1/19/59	L	at Michigan State77-92(8)	3/23/68	W	vs Houston89-85(1)	1/5/80	W	Purdue.....67(5)-58(8)
			12/6/68	L	UCLA73-84(1)	12/3/80	L	at Kentucky64(9)-70(2)
			1/28/69	W	Illinois76(12)-67(7)	1/25/81	L	at Virginia73-89(2)



OHIO STATE VS. OPPONENTS IN AP TOP 10

Date	W/L	Opponent	OSU-OPP	Date	W/L	Opponent	OSU-OPP	Date	W/L	Opponent	OSU-OPP
3/7/81	W	Iowa.....	78-70(8)	12/18/02	L	at Pittsburgh.....	49-69(4)	2/28/21	L	Iowa.....	57(4)-73(9)
11/29/81	W	vs Georgetown.....	47-46(5)	1/5/05	L	at Illinois.....	65-84(1)	3/6/21	L	Illinois.....	68(7)-73(4)
12/5/81	L	Kentucky.....	62-78(2)	3/6/05	W	Illinois.....	65-64(1)	3/13/21	W	vs. Michigan.....	68(9)-67(4)
1/7/82	W	Minnesota.....	49-47(6)	2/9/06	W	Illinois.....	69(19)-53(10)	3/14/21	L	vs. Illinois.....	88(9)-91(3)
1/30/82	L	at Iowa.....	66-76(6)	11/29/06	L	at North Carolina.....	89(3)-98(7)				
2/6/82	L	Iowa (ot).....	65-69(5)	12/23/06	L	at Florida.....	60(3)-86(5)				
3/6/82	L	at Minnesota.....	75-87(8)	1/9/07	L	at Wisconsin.....	69(5)-72(3)				
1/8/83	W	Indiana.....	70-67(1)	2/25/07	W	Wisconsin.....	49(2)-48(1)				
3/12/83	L	at Indiana.....	60(16)-81(7)	3/11/07	W	vs. Wisconsin.....	66(1)-49(3)				
3/25/83	L	vs North Carolina.....	51-64(8)	3/24/07	W	vs. Memphis.....	92(1)-76(5)				
12/1/83	W	vs Maryland.....	72-68(8)	3/31/07	W	vs. Georgetown.....	67(1)-60(9)				
1/14/84	L	Illinois.....	53-55(9)	4/2/07	L	vs. Florida.....	75(1)-84(6)				
3/1/84	L	at Illinois.....	58-73(6)	11/28/07	L	North Carolina.....	55-66(1)				
1/23/85	L	at Illinois.....	66-84(6)	1/19/08	L	at Tennessee.....	69-74(6)				
3/6/85	L	Michigan.....	72-77(3)	12/6/08	W	vs. Notre Dame.....	67-62(7)				
3/16/85	L	vs Louisiana Tech.....	67-79(8)	1/6/09	L	at Michigan State.....	58-67(8)				
1/4/86	L	Michigan.....	68-78(2)	1/25/09	L	Michigan State.....	67-78(7)				
3/6/86	L	at Michigan.....	82-99(7)	3/14/09	W	vs. Michigan State.....	82-70(7)				
1/4/87	L	Indiana.....	80-92(6)	11/19/09	L	vs. North Carolina.....	73(15)-77(6)				
1/24/87	W	at Iowa.....	80-76(1)	2/17/10	L	Purdue.....	57(9)-60(4)				
1/29/87	L	Purdue.....	73-75(4)	11/16/10	W	at Florida.....	93(4)-75(9)				
2/18/87	L	Iowa.....	80-82(7)	3/6/11	W	Wisconsin.....	93(1)-65(10)				
2/28/87	L	at Purdue.....	73-87(6)	11/15/11	W	Florida.....	81(3)-74(7)				
3/7/87	L	at Indiana.....	81-90(4)	11/29/11	W	Duke.....	85(2)-63(3)				
3/15/87	L	vs Georgetown.....	79-82(4)	1/15/12	W	Indiana.....	80(5)-63(7)				
1/7/88	L	at Purdue.....	77-84(10)	3/4/12	W	at Michigan State.....	72(10)-70(5)				
1/18/88	W	Michigan.....	70-68(10)	3/10/12	W	vs. Michigan.....	77(7)-55(10)				
3/9/88	W	Purdue.....	71-60(2)	3/11/12	L	vs. Michigan State.....	64(7)-68(8)				
3/12/88	L	at Michigan.....	76-95(10)	3/24/12	W	vs. Syracuse.....	77(7)-70(2)				
11/25/88	L	vs Oklahoma.....	93(16)-97(5)	3/31/12	L	vs. Kansas.....	62(7)-64(6)				
1/16/89	L	at Michigan.....	73(18)-99(6)	11/28/12	L	at Duke.....	68(4)-73(2)				
1/19/89	W	Iowa.....	102(16)-91(7)	12/22/12	L	Kansas.....	66(7)-74(9)				
2/9/89	L	at Illinois.....	60(16)-62(7)	1/13/13	W	Michigan.....	56(15)-53(2)				
2/13/89	L	at Iowa.....	75(16)-83(8)	2/5/13	L (ot)	at Michigan.....	74(10)-76(3)				
2/26/89	L	Illinois.....	71-94(10)	2/10/13	L	Indiana.....	68(10)-81(1)				
3/1/89	L	Indiana.....	66-73(3)	2/24/13	W	Michigan State.....	68(18)-60(4)				
1/4/90	W	Indiana.....	69-67(9)	3/5/13	W	at Indiana.....	67(14)-58(2)				
1/27/90	L	at Illinois.....	81-92(10)	3/16/13	W	vs. Michigan State.....	61(10)-58(8)				
2/4/90	W	Louisville (ot).....	91-88(10)	1/7/14	L (ot)	at Michigan State.....	68(3)-72(5)				
2/18/90	W	Michigan.....	64-61(5)	3/15/14	L	vs. Michigan.....	69(24)-72(8)				
2/24/90	L	at Purdue.....	70-75(9)	12/2/14	L	at Louisville.....	55(14)-64(5)				
3/17/90	L	vs UNLV.....	65-76(2)	3/8/15	L	Wisconsin.....	48(23)-72(6)				
1/21/91	W	at Indiana.....	93(4)-85 (3)	3/21/15	L	vs. Arizona.....	58-73(5)				
2/17/91	W	Indiana (2ot).....	97(2)-95(4)	12/1/15	L	Virginia.....	58-64(10)				
1/7/92	W	Michigan State.....	62(7)-46(9)	12/19/15	W	vs. Kentucky.....	74-67(4)				
1/14/92	L	at Indiana.....	83(4)-91(5)	1/16/16	L	at Maryland.....	65-100(3)				
2/23/92	L	Indiana.....	80(6)-86(7)	1/31/16	L	Maryland.....	61-66(8)				
12/22/92	L	North Carolina.....	64-84(5)	2/23/16	L	Michigan State.....	62-81(6)				
1/24/93	L	at Indiana.....	69(24)-96(2)	2/28/16	W	Iowa.....	68-64(8)				
1/26/93	L	at Michigan.....	62-72(5)	3/5/16	L	at Michigan State.....	76-91(2)				
2/23/93	W	Indiana (ot).....	81-77(1)	3/11/16	L	vs. Michigan State.....	54-81(2)				
2/28/93	L	Michigan.....	64-66(5)	11/30/16	L	at Virginia.....	61-63(6)				
12/18/93	L	at North Carolina.....	68-81(2)	12/17/17	L	vs. UCLA.....	73-86(2)				
12/22/93	L	vs Kentucky.....	88-100(5)	12/23/17	L	vs. North Carolina.....	72-86(5)				
1/13/94	L	at Michigan (ot).....	75-86(10)	1/7/18	W	Michigan State.....	80-64(1)				
2/4/95	L	Michigan State.....	58-67(9)	2/7/18	W	at Purdue.....	64(14)-63(3)				
12/28/96	L	vs Kentucky.....	65-81 (3)	1/5/19	L	Michigan State.....	77(14)-86(8)				
1/2/97	W	at Michigan.....	73-71(8)	1/29/19	L	at Michigan.....	49-65(5)				
1/18/97	L	Minnesota.....	67-73(7)	3/15/19	L	vs. Michigan State.....	70-77(6)				
2/19/97	L	at Minnesota.....	48-60(2)	11/13/19	W	1-Villanova.....	76(16)-51(10)				
12/28/97	L	vs Kansas.....	56-69(2)	12/4/19	W	at 3-North Carolina.....	74(6)-49(7)				
2/7/98	L	Purdue.....	75-107(10)	12/21/19	W	4-vs. Kentucky.....	71(5)-65(6)				
12/16/99	L	at Kansas.....	67(12)-80(8)	2/23/20	W	Maryland.....	79(25)-72(7)				
11/29/02	L	vs. Alabama.....	48-54(4)	2/4/21	W	at Iowa.....	89(7)-85(8)				
12/3/02	L	vs. Duke.....	76-91(4)	2/21/21	L	Michigan.....	87(4)-92(3)				



OHIO STATE RECORD WHEN RANKED NO. 1

OSU Record – 74-7, .914

No. 1 Associated Press Poll (72-6)

Date	W/L	Opponent.....	OSU-OPP
12/17/60	W	@Wichita.....	93(1)-82(16)
12/19/60	W	@Loyola (Chi.).....	90(1)-65
12/22/60	W	Detroit.....	84(1)-73(8)
12/27/60	W	vs Seton Hall.....	97(1)-57
12/29/60	W	vs St. John's.....	70(1)-65(7)
12/31/60	W	vs St. Bona.....	84(1)-82
1/7/61	W	Illinois.....	91(1)-65
1/9/61	W	Evansville.....	86(1)-59
1/14/61	W	@Northwestern.....	79(1)-45
1/21/61	W	Minnesota.....	75(1)-56
1/28/61	W	Purdue.....	92(1)-62(10)
1/30/61	W	@Wisconsin.....	100(1)-68
2/4/61	W	@Michigan.....	80(1)-58
2/6/61	W	Indiana.....	100(1)-65
2/11/61	W	@Michigan State.....	83(1)-68
2/13/61	W	Northwestern.....	89(1)-65
2/18/61	W	@Iowa.....	62(1)-61(9)
2/20/61	W	@Indiana.....	73(1)-69
2/25/61	W	Wisconsin.....	97(1)-74
3/4/61	W	Michigan State.....	91(1)-83
3/11/61	W	@Illinois.....	95(1)-66
3/17/61	W	@Louisville.....	56(1)-55
3/18/61	W	vs Kentucky.....	87(1)-74
3/24/61	W	vs St. Joseph's.....	95(1)-69
3/25/61	L	vs Cincinnati-OT.....	65(1)-70(2)
12/2/61	W	Florida State.....	72(1)-57
12/6/61	W	@Pittsburgh.....	99(1)-79
12/8/61	W	Wichita.....	85(1)-62
12/9/61	W	@Wake Forest.....	84(1)-62(3)
12/16/61	W	Loyola (Chi.).....	92(1)-72
12/18/61	W	@St. Louis.....	61(1)-48
12/23/61	W	Penn State.....	92(1)-49
12/27/61	W	vs Washington.....	59(1)-49
12/28/61	W	vs UCLA.....	105(1)-84
12/30/61	W	vs S. California.....	76(1)-66
1/6/62	W	@Northwestern.....	85(1)-62
1/13/62	W	Michigan.....	89(1)-64
1/20/62	W	@Minnesota.....	90(1)-76
1/22/62	W	Purdue.....	91(1)-65
1/29/62	W	@Purdue.....	94(1)-73
2/3/62	W	Northwestern.....	97(1)-61
2/5/62	W	Iowa.....	89(1)-63
2/10/62	W	Minnesota.....	91(1)-66
2/12/62	W	@Michigan.....	72(1)-57
2/17/62	W	@Michigan State.....	80(1)-72
2/24/62	W	Illinois.....	102(1)-79
2/26/62	W	@Iowa.....	72(1)-62
3/3/62	L	@Wisconsin.....	67(1)-86
3/10/62	W	Indiana.....	90(1)-65
3/16/62	W	vs W. Kentucky.....	93(1)-73
3/17/62	W	vs Kentucky.....	74(1)-64(3)
3/23/62	W	vs Wake Forest.....	84(1)-68
3/24/62	L	vs Cincinnati.....	59(1)-71(2)
3/3/07	W	at Michigan.....	65(1)-61
3/9/07	W	vs. Michigan.....	72(1)-62
3/10/07	W	vs. Purdue.....	63(1)-52
3/11/07	W	vs. Wisconsin.....	66(1)-49(3)
3/15/07	W	vs. Cent. Conn. St.....	78(1)-57
3/17/07	W	vs. Xavier-OT.....	78(1)-71
3/22/07	W	vs. Tennessee.....	85(1)-84(22)
3/24/07	W	vs. Memphis.....	92(1)-76(5)
3/31/07	W	vs. Georgetown.....	67(1)-60(9)
4/2/07	L	vs. Florida.....	75(1)-84(6)
1/19/11	W	Iowa.....	70(1)-48

OSU Record vs. No. 1 (AP)

OPPONENTS – 9-11, .450

Date	W/L	Opponent	OSU-OPP
2/20/65	L	@ Michigan.....	61-100
3/8/65	W	Michigan.....	93-85
12/3/65	L	@UCLA.....	66-92
3/23/68	W	&vs. Houston.....	89-85
12/6/68	L	UCLA.....	84-73
12/30/71	L	!@UCLA.....	53(6)-79
2/1/75	L	Indiana.....	72-66
3/2/75	L	@Indiana.....	78-86
1/3/76	L	Indiana.....	64-66
3/6/76	L	@Indiana.....	67-96
12/29/78	W	%vs. Duke (ot).....	90-84
1/8/83	W	Indiana.....	70-67
1/24/87	W	@Iowa.....	80-76
2/23/93	W	Indiana (ot).....	81-77
1/5/05	L	@Illinois.....	65-84
3/6/05	W	Illinois.....	65-64
2/25/07	W	Wisconsin.....	49(2)-48
11/28/07	L	North Carolina.....	55-66
2/10/13	L	Indiana.....	68(10)-81
1/7/18	W	Michigan State.....	80-64

& Final Four, Los Angeles, Calif.
 ! UCLA Classic, Los Angeles, Calif.
 % ECAC Holiday Classic, New York, N.Y.

1/22/11	W	@Illinois.....	73(1)-68(23)
1/25/11	W	Purdue.....	87(1)-64(12)
1/29/11	W	@Northwestern.....	58(1)-57
2/3/11	W	Michigan.....	62(1)-53
2/6/11	W	@Minnesota.....	82(1)-69(18)
2/12/11	L	@Wisconsin.....	67(1)-71(13)
3/1/11	W	@Penn State.....	82(1)-61
3/6/11	W	Wisconsin.....	93(1)-65(10)
3/11/11	W	vs. Northwestern.....	67(1)-61
3/12/11	W	vs. Michigan.....	68(1)-61
3/13/11	W	vs. Penn State.....	71(1)-60
3/18/11	W	vs. Texas-San Antonio.....	75(1)-46
3/20/11	W	vs. George Mason.....	98(1)-66
3/25/11	L	vs. Kentucky.....	60(1)-62(11)

No. 1 in USA Today Poll (24-4)

Date	W/L	Opponent.....	OSU-OPP
11/29/06	L	at North Carolina.....	89(1)-98(6)
12/2/06	W	Valparaiso.....	78(1)-58
2/25/07	W	Wisconsin.....	49(1)-48(2)
3/3/07	W	at Michigan.....	65(1)-61
3/9/07	W	vs. Michigan.....	72(1)-62
3/10/07	W	vs. Purdue.....	63(1)-52
3/11/07	W	vs. Wisconsin.....	66(1)-49(4)
3/15/07	W	vs. Cent. Conn. St.....	78(1)-57
3/17/07	W	vs. Xavier-OT.....	78(1)-71
3/22/07	W	vs. Tennessee.....	85(1)-84
3/24/07	W	vs. Memphis.....	92(1)-76(5)
3/31/07	W	vs. Georgetown.....	67(1)-60(9)
4/2/07	L	vs. Florida.....	75(1)-84(6)
1/19/11	W	Iowa.....	70(1)-48
1/22/11	W	@Illinois.....	73(1)-68(23)
1/25/11	W	Purdue.....	87(1)-64(12)

Ohio State is 6-5 at home vs. No. 1
 Ohio State is 1-6 on the road vs. No. 1
 Ohio State is 2-0 in neutral games vs. No. 1
 Ohio State is 2-0 in overtime vs. No. 1

*Ohio State has been ranked four times when playing the AP No. 1-ranked team
 73(13)-84(1) away loss to UCLA in 1968;
 53(6)-79(1) away loss to UCLA in 1971;
 49(2)-48(1) home win vs. Wisconsin in 2007;
 68(10)-81(1) home loss vs. Indiana in 2013

*Ohio State has won seven of its last 10 meetings with No. 1-ranked teams.

OSU Record when ranked No. 1(74-7, .914)
 No. 1 Associated Press Poll (72-6, .923)
 No. 1 in USA Today Only(2-1, .667)
 No. 1 in Both Polls Simultaneously (9-1, .900)
 No. 1 in USA Today(24-4, .857)

Ohio State Record...

when ranked in the Top 25(547-170, .763)
 vs. the Top 25(181-281, .392)
 when ranked in the Top 10(351-86, .803)
 vs. opponents ranked in Top 10(77-139, .357)
 when both teams are ranked(89-86, .509)

1/29/11	W	@Northwestern.....	58(1)-57
2/3/11	W	Michigan.....	62(1)-53
2/6/11	W	@Minnesota.....	82(1)-69(18)
2/12/11	L	@Wisconsin.....	67(1)-71(13)
3/1/11	W	@Penn State.....	82(1)-61
3/6/11	W	Wisconsin.....	93(1)-65(10)
3/11/11	W	vs. Northwestern.....	67(1)-61
3/12/11	W	vs. Michigan.....	68(1)-61
3/13/11	W	vs. Penn State.....	71(1)-60
3/18/11	W	vs. Texas-San Antonio.....	75(1)-46
3/20/11	W	vs. George Mason.....	98(1)-66
3/25/11	L	vs. Kentucky.....	60(1)-62(11)



RECORD WHEN BOTH TEAMS RANKED

OSU Record When Both Teams Ranked in AP Polls – 89-86, .509

Date	W/L	Opponent	OSU-OPP
2/12/49	L	@Illinois.....	49(18)-64(4)
2/14/49	W	@St. Louis.....	68(18)-60(2)
1/28/50	W	@Minnesota.....	63(13)-58(18)
2/4/50	W	Wisconsin.....	61(7)-47(17)
2/6/50	W	@Indiana.....	56(7)-55(12)
3/25/50	W	Holy Cross.....	72(2)-52(4)
2/4/57	L	@Illinois.....	89(11)-96(7)
12/28/59	L	@Kentucky.....	93(3)-96(13)
1/4/60	W	Illinois.....	97(5)-73(8)
1/9/60	W	Indiana.....	96(7)-95(11)
2/15/60	W	@Illinois.....	109(4)-81(20)
2/29/60	L	@Indiana.....	83(2)-99(20)
3/12/60	W	vs Georgia Tech.....	86(3)-69(13)
3/18/60	W	vs N.Y. University.....	76(3)-54(12)
3/19/60	W	vs California.....	75(3)-55(2)
12/17/60	W	@Wichita.....	93(1)-82(16)
12/22/60	W	Detroit.....	84(1)-73(8)
12/29/60	W	vs St. John's.....	70(1)-65(7)
12/31/60	W	vs St. Bonaventure.....	84(1)-82(3)
1/28/61	W	Purdue.....	92(1)-62(10)
2/18/61	W	@Iowa.....	62(1)-61(9)
3/25/61	L	vs Cincinnati (ot).....	65(1)-70(2)
12/9/61	W	@Wake Forest.....	84(1)-62(3)
3/17/62	W	vs Kentucky.....	74(1)-64(3)
3/24/62	L	vs Cincinnati.....	59(1)-71(2)
1/7/63	L	@Illinois.....	78(4)-90(3)
12/6/63	L	vs Duke.....	75(7)-76(4)
12/6/68	L	UCLA.....	73(13)-84(1)
1/28/69	W	Illinois.....	76(12)-67(7)
2/1/69	L	@Purdue(ot).....	85(12)-95(14)
2/11/69	W	Purdue.....	88(16)-85(8)
2/18/69	L	@Illinois.....	57(10)-73(19)
12/13/69	L	Ohio University.....	80(16)-82(19)
2/27/71	W	@Michigan.....	91(18)-85(23)
3/18/71	W	vs Marquette.....	60(10)-59(2)
3/20/71	L	vs W. Kentucky(ot).....	78(10)-81(7)
12/30/71	L	@UCLA.....	53(6)-79(1)
1/25/72	W	@Minnesota.....	50(6)-44(17)
2/1/79	L	@Michigan State.....	79(7)-84(15)
2/10/79	L	Michigan State.....	57(13)-73(10)
2/24/79	L	Iowa.....	68(14)-83(12)
1/3/80	W	Indiana.....	59(7)-58(11)
1/5/80	W	Purdue.....	67(5)-58(8)
1/10/80	W	@Iowa.....	77(5)-71(12)
2/28/80	W	@Purdue.....	64(9)-60(18)
3/2/80	L	@Indiana(ot).....	73(10)-76(13)
3/9/80	W	vs Arizona State.....	89(10)-75(18)
12/3/80	L	@Kentucky.....	64(9)-70(2)
12/20/80	L	@Arizona State.....	58(7)-71(14)
2/19/83	W	Iowa.....	85(20)-69(16)
3/5/83	W	Purdue.....	76(14)-65(20)
3/12/83	L	@Indiana.....	60(16)-81(7)
11/25/88	L	vs Oklahoma.....	93(16)-97(5)
12/20/88	L	@South Carolina.....	68(12)-74(18)
1/16/89	L	@Michigan.....	73(18)-99(6)
1/19/89	W	Iowa.....	102(16)-91(7)
1/29/89	W	@Louisville.....	85(17)-79(24)
2/9/89	L	@Illinois.....	60(16)-62(7)
2/13/89	L	@Iowa.....	75(16)-83(8)
12/22/90	W	vs Georgetown.....	71(7)-60(12)
1/3/91	W	Iowa.....	63(6)-59(22)
1/21/91	W	@Indiana.....	93(4)-85(3)
2/17/91	W	Indiana (2ot).....	97(2)-95(4)
3/22/91	L	vs St. John's.....	74(5)-91(20)
1/7/92	W	Michigan State.....	62(7)-46(9)
1/14/92	L	@Indiana.....	83(4)-91(5)
2/2/92	W	@Michigan.....	68(8)-58(15)
2/23/92	L	Indiana.....	80(6)-86(7)
2/29/92	W	@Michigan State.....	78(8)-65(12)
3/3/92	W	Michigan.....	77(5)-66(18)
3/27/92	W	vs North Carolina.....	80(3)-73(18)
3/29/92	L	vs Michigan(ot).....	71(3)-75(15)
1/13/93	L	Michigan State.....	60(21)-77(23)
1/24/93	L	@Indiana.....	69(24)-96(2)
12/16/99	L	at Kansas.....	67(12)-80(8)
1/7/06	L	@Indiana.....	79(18)-81(16)
1/15/06	L	Michigan State-2 OT.....	59(19)-62(14)
1/18/06	W	Wisconsin.....	77(19)-67(15)
2/9/06	W	@Michigan.....	94(19)-85(22)
2/12/06	W	Illinois.....	69(19)-53(10)
2/22/06	W	@Michigan State.....	79(13)-68(18)
3/12/06	L	vs. Iowa.....	60(7)-67(20)
3/19/06	L	vs. Georgetown.....	52(6)-70(23)
11/29/06	L	@North Carolina.....	89(3)-98(7)
12/23/06	L	@Florida.....	60(3)-86(5)
1/9/07	L	@Wisconsin.....	69(5)-72(3)
1/13/07	W	Tennessee.....	68(5)-66(16)
2/25/07	W	Wisconsin.....	49(2)-48(1)
3/11/07	W	vs. Wisconsin.....	66(1)-49(3)
3/22/07	W	vs. Tennessee.....	85(1)-84(22)
3/24/07	W	vs. Memphis.....	92(1)-76(5)
3/31/07	W	vs. Georgetown.....	67(1)-60(9)
4/2/07	L	vs. Florida.....	75(1)-84(6)
1/3/09	L	at Minnesota.....	59(24)-68(21)
11/19/09	L	vs. North Carolina.....	73(15)-77(6)
11/20/09	W	vs. California.....	76(15)-70(13)
12/2/10	W	Florida State.....	77(15)-64(21)
12/12/10	L	@Butler.....	66(13)-74(22)
12/31/10	L	@Wisconsin.....	43(15)-65(23)
1/23/10	L	@West Virginia.....	65(21)-71(11)
2/17/10	L	Purdue.....	57(9)-60(4)
2/21/10	W	@Michigan State.....	74(9)-67(11)
3/26/10	L	Tennessee.....	73(5)-76(15)
11/16/10	W	@Florida.....	93(4)-75(9)
1/22/10	W	@Illinois.....	73(1)-68(23)
1/25/10	W	Purdue.....	87(1)-64(12)
2/6/11	W	@Minnesota.....	82(1)-69(18)
2/12/11	L	@Wisconsin.....	67(1)-71(13)
2/20/11	L	@Purdue.....	63(2)-76(11)
3/6/11	W	Wisconsin.....	93(1)-65(10)
2/25/11	L	Kentucky.....	60(1)-62(1)
11/15/11	W	Florida.....	81(3)-74(7)
11/29/11	W	Duke.....	85(2)-63(3)
12/10/11	L	@Kansas.....	67(2)-78(13)
12/31/11	L	@Indiana.....	71(2)-74(13)
1/15/12	W	Indiana.....	80(5)-63(7)
1/29/12	W	Michigan.....	64(4)-49(20)
2/4/12	W	@Wisconsin.....	58(3)-52(19)
2/11/12	L	Michigan State.....	48(3)-58(11)
2/18/12	L	@Michigan.....	51(6)-56(17)
2/26/12	L	Wisconsin.....	60(8)-63(16)
3/4/12	W	@Michigan State.....	72(10)-70(5)
3/10/12	W	vs. Michigan.....	77(7)-55(10)
3/11/12	L	vs. Michigan State.....	64(7)-68(8)
3/24/12	W	vs. Syracuse.....	77(7)-70(2)
3/31/12	L	vs. Kansas.....	62(7)-64(6)
11/28/12	L	@Duke.....	68(4)-73(2)
12/22/12	L	Kansas.....	66(7)-74(9)
1/5/13	L	@Illinois.....	55(8)-74(11)
1/13/13	W	Michigan.....	56(15)-53(2)
1/19/13	L	@Michigan State.....	56(11)-59(18)
2/5/13	L (ot)	@Michigan.....	74(10)-76(3)
2/10/13	L	Indiana.....	68(10)-81(1)
2/17/13	L	@Wisconsin.....	49(13)-71(20)
2/24/13	W	Michigan State.....	68(18)-60(4)
3/5/13	W	@Indiana.....	67(14)-58(2)
3/16/13	W	vs. Michigan State.....	61(10)-58(8)
3/17/13	W	vs. Wisconsin.....	50(10)-43(22)
3/28/13	W	vs. Arizona.....	73(7)-70(22)
11/16/13	W	@Marquette.....	52(10)-35(17)
1/7/14	L (ot)	@Michigan State.....	68(3)-72(5)
1/14/14	L	Iowa.....	74(3)-84(20)
2/1/14	W	@Wisconsin.....	59(24)-58(14)
2/11/14	L	Michigan.....	60(22)-70(15)
3/15/14	L	Michigan.....	69(24)-72(8)
12/2/15	L	@Louisville.....	55(14)-64(5)
12/20/15	L	vs. North Carolina.....	74(12)-82(24)
3/8/15	L	Wisconsin.....	48(23)-72(6)
2/7/18	W	@Purdue.....	64(14)-63(3)
2/18/18	L	@Michigan.....	62(8)-74(22)
3/17/18	L	vs. Gonzaga.....	84(17)-90(6)
11/13/19	W	Villanova.....	76(16)-51(10)
12/4/19	W	at North Carolina.....	74(6)-49(7)
12/21/19	W	vs. Kentucky.....	71(5)-65(6)
12/29/19	L	vs. West Virginia.....	59(2)-67(22)
1/7/20	L	at Maryland.....	55(11)-65(12)
2/20/20	L	at Iowa.....	76(25)-85(20)
2/23/20	W	Maryland.....	79(25)-72(7)
3/1/20	W	Michigan.....	77(23)-63(19)
3/5/20	W	Illinois.....	71(19)-63(23)
3/8/20	L	at Michigan State.....	69(19)-80(16)
12/23/20	W	Rutgers.....	80(23)-68(11)
1/3/21	L	at Minnesota.....	60(25)-77(21)
1/16/21	W	at Illinois.....	87(21)-81(14)
1/23/21	W	at Wisconsin.....	74(15)-62(10)
2/4/21	W	at Iowa.....	89(7)-85(8)
2/21/21	L	Michigan.....	87(4)-92(3)
2/28/21	L	Iowa.....	57(4)-73(9)
3/6/21	L	Illinois.....	68(7)-73(4)
3/12/21	W	vs. Purdue.....	87(9)-78(20)
3/13/21	W	vs. Michigan.....	68(9)-67(4)
3/14/21	L	vs. Illinois.....	88(9)-91(3)



1,000 POINT SCORERS

RON SEPIC — 1,107

Year	G	FGM	FTM	Pts	Avg.
1964-65	24	150	63	363	15.1
1965-66	24	155	61	371	15.5
1966-67	24	146	81	373	15.5
Totals	72	451	205	1,107	15.4

MEL NOWELL — 1,100

Year	G	FGM	FTM	Pts	Avg.
1959-60	28	156	56	368	13.1
1960-61	28	155	70	380	13.6
1961-62	28	140	72	352	12.6
Totals	84	451	198	1,100	13.1

SCOONIE PENN — 1,076

Year	G	FGM(3s)	FTM	Pts	Avg.
1998-99	36	202(88)	117	609	16.9
1999-00	30	147(65)	108	467	15.6
Totals	66	349(153)	225	1,076	16.3

CARTER SCOTT — 1,073

Year	G	FGM	FTM	Pts	Avg.
1977-78	26	78	36	192	7.4
1978-79	31	112	68	292	9.4
1979-80	28	123	46	292	10.4
1980-81	27	123	51	297	11.0
Totals	112	436	201	1,073	9.6

DUANE WASHINGTON JR. — 1,073

Year	G	FGM	FTM	Pts	Avg.
2018-19	35	91	246	245	7.0
1979-80	28	108	268	321	11.5
1980-81	31	171	417	507	16.4
Totals	94	370	931	1,073	11.4



Kam Williams

JASON SINGLETON — 1,022

Year	G	FGM(3s)	FTM	Pts	Avg.
1995-96	27	65(1)	18	149	5.5
1996-97	27	94	57	245	9.1
1997-98	29	137	35	309	10.7
1998-99	36	129	61	319	8.9
Totals	119	425(1)	171	1,022	8.6

C.J. JACKSON — 1,016

Year	G	FGM(3s)	FTM	Pts	Avg.
2016-17	32	58(26)	37	179	5.6
2017-18	34	142(64)	80	428	12.6
2018-19	34	137(62)	73	409	12.0
Totals	100	337(152)	190	1,016	10.2

LENZELLE SMITH JR. — 1,014

Year	G	FGM(3s)	FTM	Pts	Avg.
2010-11	20	9(1)	5	24	1.2
2011-12	39	88(31)	57	264	6.8
2012-13	37	123(49)	46	341	9.2
2013-14	35	129(50)	77	385	11.0
Totals	131	349(131)	185	1,014	7.7

CHRIS JENT — 1,007

Year	G	FGM(3s)	FTM	Pts	Avg.
1988-89	30	53(15)	27	148	4.9
1989-90	30	76(30)	23	205	6.8
1990-91	31	90(32)	38	250	8.1
1991-92	32	152(35)	65	404	12.6
Totals	123	371(112)	153	1,007	8.2

SAM THOMPSON — 1,001

Year	G	FGM(3s)	FTM	Pts	Avg.
2011-12	39	34(1)	12	81	2.1
2012-13	37	106(23)	52	287	7.8
2013-14	35	103(27)	42	275	7.9
2014-15	35	135(22)	66	358	10.2
Totals	146	378(73)	172	1,001	6.9



Sam Thompson

KAM WILLIAMS — 1,057

Year	G	FGM(3s)	FTM	Pts	Avg.
2014-15	35	70(28)	21	189	5.4
2015-16	35	108(52)	22	290	8.3
2016-17	32	108(50)	34	300	9.4
2017-18	31	106(42)	24	278	9.0
Totals	133	392(172)	101	1,057	7.9

JAMIE SKELTON — 1,055

Year	G	FGM(3s)	FTM	Pts	Avg.
1990-91	31	36(10)	11	93	3.0
1991-92	29	45(19)	22	131	4.5
1992-93	28	135(55)	73	398	14.2
1993-94	29	157(60)	59	433	14.9
Totals	117	373(144)	165	1,055	9.0

KEN JOHNSON — 1,055

Year	G	FGM	FTM	Pts	Avg.
1997-98	30	79	45	203	6.8
1998-99	36	98	35	231	6.4
1999-00	30	94	47	235	7.8
2000-01	31	145	96	386	12.5
Totals	127	416	223	1,055	8.3

BILL ANDREAS — 1,023

Year	G	FGM	FTM	Pts	Avg.
1972-73	22	73	15	161	7.3
1973-74	22	156	33	345	15.7
1974-75	27	210	97	517	19.1
Totals	71	439	145	1,023	14.4



Jae'Sean Tate



SCORING RECORDS

INDIVIDUAL RECORDS

CAREER POINTS

1.	2,096	Dennis Hopson	1984-87	125g
2.	2,011	Herb Williams	1978-81	114g
3.	1,990	William Buford	2009-12	145g
	1,990	Jerry Lucas	1960-62	82g
5.	1,934	Kelvin Ransey	1977-80	112g
6.	1,879	Michael Redd	1998-00	96g
7.	1,785	Jim Jackson	1990-92	93g
8.	1,756	Jay Burson	1986-89	122g
9.	1,630	Deshaun Thomas	2011-13	113g
10.	1,622	Dave Sorenson	1968-70	77g

SEASON SCORING AVERAGE

1.	32.9	Robin Freeman	1956
2.	30.6	Gary Bradds	1964
3.	29.0	Dennis Hopson	1987
4.	28.0	Gary Bradds	1963
5.	26.3	Jerry Lucas	1960
6.	24.8	Jerry Lucas	1961
7.	24.2	Dave Sorenson	1970
8.	24.0	Alan Hornyak	1973
9.	23.6	Dave Sorenson	1969
10.	23.4	Paul Ebert	1954

SEASON POINTS

1.	958	Dennis Hopson	1987	33g
2.	735	Gary Bradds	1964	24g
3.	733	Deshaun Thomas	2013	37g
4.	723	Robin Freeman	1956	22g
5.	718	Jim Jackson	1992	32g
6.	710	Jerry Lucas	1960	27g
7.	703	Michael Redd	1999	36g
8.	690	Dennis Hopson	1986	33g
9.	675	D'Angelo Russell	2015	35g
10.	672	Keita Bates-Diop	2018	34g
	672	Gary Bradds	1963	24g

POINTS IN A GAME

1.	49	Gary Bradds vs. Illinois	2/10/64
2.	48	Gary Bradds at Michigan St.	1/27/64
	48	Jerry Lucas at Michigan St.	2/11/61
4.	47	Gary Bradds vs. Purdue	1/25/64
5.	46	R. Freeman at Michigan St.	1/28/56
6.	45	Gary Bradds vs. BYU	12/31/62
7.	44	R. Freeman at Oklahoma	12/18/55
8.	43	R. Freeman vs. Illinois	2/25/56
	43	R. Freeman at Loyola	12/10/55
	43	R. Freeman vs. Michigan St.	3/3/56

CAREER SCORING AVERAGE

1.	28.0	Robin Freeman	1954-56
2.	24.3	Jerry Lucas	1960-62
3.	22.8	Allan Hornyak	1971-73
4.	21.8	Paul Ebert	1952-54
5.	21.1	Dave Sorenson	1968-70
6.	20.7	Gary Bradds	1962-64
7.	19.6	Michael Redd	1998-00
8.	19.5	Bill Hosket Jr.	1966-68
9.	19.2	Jim Jackson	1990-92
10.	18.5	Jim Clemons	1969-71

TEAM RECORDS

SEASON POINTS

1.	2,913	2011-12	39 games
2.	2,905	2006-07	39 games
3.	2,854	2010-11	37 games
4.	2,802	1986-87	33 games
5.	2,740	2009-10	37 games
6.	2,720	1988-89	34 games
7.	2,695	1998-99	36 games
8.	2,635	2014-15	35 games
9.	2,624	1990-91	31 games
10.	2,597	2012-13	37 games

GAME POINTS

1.	121	George Mason	1/8/95
2.	116	Delaware State	11/28/90
	116	Chicago State	11/30/91
4.	114	Howard	12/14/91
5.	112	@Butler	1/6/69
	112	Ohio University	12/21/72
	112	Youngstown State	12/1/90
	112	Chicago State	12/8/90

SEASON SCORING AVERAGE

1.	90.4	1959-60	2,532 pts	28 games
2.	88.1	1969-70	2,114 pts	24 games
3.	85.1	1960-61	2,383 pts	28 games
4.	84.9	1986-87	2,802 pts	33 games
5.	84.6	1990-91	2,624 pts	31 games

YEARLY SCORING LEADERS

Year	Name	Pts.	Avg.	Year	Name	Pts.	Avg.
1947	Jack Underman	204	10.2	1985	Troy Taylor	473	15.8
1948	Richard Schnittker	322	16.1	1986	Dennis Hopson	690	20.9
1949	Richard Schnittker	336	17.7	1987	Dennis Hopson	958	29.0
1950	Richard Schnittker	469	21.3	1988	Jay Burson	625	18.9
1951	James Remington	188	8.5	1989	Jay Burson	530	22.1
1952	Paul Ebert	443	20.1	1990	Jim Jackson	482	16.1
1953	Paul Ebert	477	21.7	1991	Jim Jackson	585	18.9
1954	Paul Ebert	516	23.5	1992	Jim Jackson	718	22.4
1955	John Miller	443	20.1	1993	L. Funderburke	457	16.3
1956	Robin Freeman	723	32.9	1994	L. Funderburke	441	15.2
1957	Frank Howard	442	20.1	1995	Doug Etzler	455	16.3
1958	Frank Howard	372	16.9	1996	Damon Stringer	305	11.3
1959	Larry Siegfried	432	19.6	1997	Damon Stringer	407	15.1
1960	Jerry Lucas	710	26.3	1998	Michael Redd	658	21.9
1961	Jerry Lucas	671	24.9	1999	Michael Redd	703	19.5
1962	Jerry Lucas	609	21.7	2000	Michael Redd	518	17.1
1963	Gary Bradds	672	28.0	2001	Brian Brown	449	14.6
1964	Gary Bradds	735	30.6	2002	Brian Brown	520	16.3
1965	Dick Ricketts	437	18.2	2003	Brent Darby	586	18.3
1966	Bill Hosket	445	18.5	2004	Tony Stockman	393	13.6
1967	Bill Hosket	412	19.6	2005	Terence Dials	509	15.9
1968	Bill Hosket	584	20.1	2006	Terence Dials	488	15.3
1969	Dave Sorenson	567	23.6	2007	Greg Oden	501	15.7
1970	Dave Sorenson	581	24.2	2008	Jamar Butler	554	15.0
1971	Allan Hornyak	585	22.5	2009	Evan Turner	572	17.3
1972	Allan Hornyak	411	21.6	2010	Evan Turner	632	20.4
1973	Allan Hornyak	576	24.0	2011	Jared Sullinger	635	17.2
1974	Bill Andreas	345	15.7	2012	Jared Sullinger	647	17.5
1975	Bill Andreas	517	19.1	2013	Deshaun Thomas	733	19.8
1976	Craig Taylor	297	14.9	2014	LaQuinton Ross	533	15.2
1977	Kelvin Ransey	327	13.1	2015	D'Angelo Russell	675	19.3
1978	Kelvin Ransey	474	17.6	2016	Marc Loving	490	14.0
1979	Kelvin Ransey	664	21.4	2017	Jae'Sean Tate	458	14.3
1980	Herb Williams	474	17.6	2018	Keita Bates-Diop	672	19.8
1981	Clark Kellogg	468	17.3	2019	Kaleb Wesson	468	14.6
1982	Clark Kellogg	482	16.1	2020	Kaleb Wesson	434	14.0
1983	Tony Campbell	569	18.9	2021	Duane Washington Jr.	507	16.4
1984	Tony Campbell	540	18.6				



SCORING RECORDS

OHIO STATE'S 500 POINT CLUB

There have been 33 different Buckeyes to score more than 500 points in a season with Jerry Lucas, Michael Redd and William Buford leading the pack each with three 500-plus point seasons. Paul Ebert was the first to do so when he tallied 516 points during the 1953-54 season. Keita Bates-Diop is the most recent Buckeye to score more than 500 points in a season with 672 in 2017-18. A total of 14 Ohio State players have recorded multiple 500-plus scoring seasons. Deshaun Thomas is the latest (2012-13).

Player	Points	Season	FGs (3s)	FT's
1. Dennis Hopson*(2)	958	1986-87	338 (67)	264
2. Gary Braddis(2)	735	1963-64	276	183
3. Deshaun Thomas (2)	733	2012-13	260(72)	141
4. Robin Freeman	723	1955-56	259	205
5. Jim Jackson (2)	718	1991-92	264 (44)	146
6. Jerry Lucas (3)	710	1959-60	283	144
7. Michael Redd (3)	709	1998-99	261 (46)	135
8. Dennis Hopson	690	1985-86	275	140
9. D'Angelo Russell	675	2014-15	231 (95)	118
10. Keita Bates-Diop	672	2017-18	247(66)	112
Gary Braddis	672	1962-63	237	198
12. Jerry Lucas	671	1960-61	256	159
13. Kelvin Ransey	664	1978-79	282	100
14. Michael Redd	658	1997-98	241 (46)	130
15. Brad Sellers	653	1985-86	234	185
16. Jared Sullinger (2)	647	2011-12	228(16)	175
17. Jared Sullinger	635	2010-11	222(3)	188
18. Evan Turner (2)	632	2009-10	237 (20)	138
19. Jay Burson (2)	625	1987-88	227(24)	147
20. Deshaun Thomas	619	2011-12	243(50)	83
21. Herb Williams (2)	617	1978-79	253	111
22. Scoonie Penn	609	1998-99	202 (88)	117
Jerry Lucas	609	1961-62	237	135
24. Brent Darby	586	2002-03	163 (55)	205
25. Jim Jackson	585	1990-91	228 (17)	112
Allan Hornyak (2)	585	1970-71	232	121
27. Bill Hosket, Jr.	584	1967-68	228	128
28. Dave Sorenson (2)	581	1969-70	223	135
29. Allan Hornyak	576	1972-73	224	128
30. Evan Turner	572	2008-09	193(11)	175
31. Tony Campbell (2)	569	1982-83	227	115
33. Dave Sorenson	567	1968-69	217	133
33. William Buford (3)	566	2011-12	205(62)	94
34. Jamar Butler	554	2007-08	184 (104)	82
35. Tony Campbell	540	1983-84	201	138
36. Kosta Koufos	534	2007-08	222 (22)	68
37. LaQuinton Ross	533	2013-14	184(42)	123
38. William Buford	532	2009-10	197 (49)	89
39. Jay Burson	530	1988-89	183 (27)	137
40. William Buford	520	2010-11	200(61)	59
Brian Brown	520	2001-02	183 (34)	120
42. Michael Redd	518	1999-00	197 (34)	90
Jim Cleamons	518	1969-70	211	96
44. Bill Andreas	517	1974-75	210	97
45. Paul Ebert	516	1953-54	176	164
46. Terence Dials	509	2004-05	198	113
Herb Williams	509	1979-80	206	97
48. Jerry Francis	507	1987-88	178 (17)	134
Steve Howell	507	1967-68	217	73
Duane Washington Jr.	507	2020-21	171 (89)	76
51. Greg Oden	501	2006-07	189	123

* Number in () after name indicates seasons with 500+ points

OHIO STATE'S TOP 50 SCORING GAMES

1. 49 Gary Braddis	vs. Illinois (2/10/64).....	1964
2. 48 Gary Braddis	at Michigan State (1/27/64).....	1964
48 Jerry Lucas	at Michigan State (2/11/61).....	1961
4. 47 Gary Braddis	vs. Purdue (1/25/64).....	1964
5. 46 R. Freeman	at Michigan State (2/4/56).....	1956
6. 45 Gary Braddis	vs. Brigham Young (12/31/62).....	1962
7. 44 R. Freeman	at Oklahoma (12/18/54).....	1955
8. 43 R. Freeman	vs. Illinois (2/25/56).....	1956
43 R. Freeman	vs. Michigan State (3/3/56).....	1956
43 R. Freeman	at Loyola (12/10/55).....	1955
11. 42 D. Hopson	vs. Cleveland State (12/7/85).....	1985
42 C. Kellogg	vs. Northwestern (1/15/81).....	1981
42 Gary Braddis	vs. Michigan (2/3/64).....	1964
42 R. Freeman	at Pittsburgh (12/1/54).....	1954
15. 41 D. Hopson	at Dayton (12/16/86).....	1986
41 R. Freeman	vs. Indiana (2/4/56).....	1956
17. 40 Jared Sullinger	vs. IUPUI (12/9/10).....	2010
40 Paul Ebert	vs. Michigan (2/23/52).....	1952
40 Gary Braddis	at Indiana (2/8/64).....	1964
40 Gary Braddis	vs. Wisconsin (2/15/64).....	1964
40 Gary Braddis	vs. Iowa (2/23/63).....	1963
40 R. Freeman	vs. Vanderbilt (12/5/55).....	1955
40 R. Freeman	vs. Oklahoma (12/12/55).....	1955
24. 39 D. Hopson	at Michigan (1/8/87).....	1987
39 R. Freeman	at St. Louis (12/17/55).....	1955
39 R. Freeman	vs. Michigan State (1/3/55).....	1955
27. 38 Jay Burson	vs. Oklahoma (11/25/88).....	1988
38 K. Ransey	vs. Rutgers (12/30/78).....	1978
38 Gary Braddis	at Purdue(2/2/63).....	1963
38 Jerry Lucas	vs. Southern California (12/30/61) ..	1961
38 R. Freeman	vs. Butler (12/4/54).....	1955
32. 37 Doug Etzler	vs. George Mason (12/9/95).....	1995
37 Jay Burson	vs. Florida (12/27/88).....	1988
37 T. Campbell	at Minnesota (2/12/83).....	1983
37 A. Hornyak	vs. Iowa (2/1/72).....	1972
37 A. Hornyak	at Michigan (2/27/71).....	1971
37 J. Cleamons	vs. Indiana (3/4/69).....	1969
37 R. Freeman	vs. Iowa (1/9/56).....	1956
37 R. Freeman	vs. St. Louis (12/11/64).....	1955
40. 36 D. Hopson	at Iowa (1/24/87).....	1987
36 D. Hopson	vs. Florida International (3/4/87) ..	1987
36 D. Hopson	vs. Florida (12/20/86).....	1986
36 D. Hopson	vs. Arkansas (12/28/86).....	1986
36 A. Hornyak	vs. Indiana (1/22/72).....	1972
36 Jerry Lucas	vs. Western Kentucky (3/11/60).....	1960
36 Jerry Lucas	at Brigham Young (12/22/59).....	1959
47. 35 Keita Bates-Diop	vs. Illinois (2/4/18).....	2018
35 Brent Darby	vs. Duke (2/3/02).....	2002
35 D. Hopson	at Purdue (2/28/87).....	1987
35 A. Hornyak	at Wisconsin (2/3/73).....	1973
35 J. Cleamons	vs. Michigan (3/8/69).....	1969
35 Bill Hosket	vs. Purdue (1/6/68).....	1968
35 Gary Braddis	vs. Northwestern (1/28/63).....	1963
35 Jerry Lucas	vs. Illinois (1/7/61).....	1961
35 R. Freeman	at Michigan (1/8/55).....	1955
35 Paul Ebert	at Michigan (1/4/54).....	1954
35 Paul Ebert	at Miami, Fla. (12/21/53).....	1953



ASSIST RECORDS

INDIVIDUAL RECORDS

CAREER ASSISTS

1.	694	Aaron Craft	2011-14
2.	579	Jamar Butler	2005-08
3.	528	Shannon Scott	2012-15
4.	516	Kelvin Ransey	1977-80
5.	475	Curtis Wilson	1984, 1986-88
6.	424	Mark Baker	1990-92
7.	421	Troy Taylor	1982-85
8.	419	Ronnie Stokes	1982-85
9.	414	Evan Turner	2008-10
10.	401	Larry Bolden	1974-77

SEASON ASSISTS

1.	238	Mike Conley Jr.	2007
2.	219	Jamar Butler	2008
3.	207	Shannon Scott	2015
4.	188	Curtis Wilson	1988
5.	185	Evan Turner	2010
6.	181	Aaron Craft	2012
7.	177	Aaron Craft	2011
	177	Kelvin Ransey	1980
9.	175	D'Angelo Russell	2015
10.	172	Aaron Craft	2013

GAME ASSISTS

1.	16	Shannon Scott vs. Sacred Heart	11/23/14
2.	15	Aaron Craft vs. George Mason	3/20/11
3.	14	Shannon Scott vs. Marquette	11/18/14
	14	Curtis Wilson at Purdue	1/7/88
5.	13	JaQuan Lyle vs Minnesota	12/30/15
13		Kelvin Ransey at Northwestern	1/12/80
7.	12	Shannon Scott vs. NC A&T	12/17/14
	12	Jamar Butler vs. UMBC	12/29/07
	12	Scoonie Penn vs. Fla. A&M	12/11/99
10.	11	JaQuan Lyle vs. Jackson State	11/23/16
	11	JaQuan Lyle vs. Rutgers	1/13/16
	11	D'Angelo Russell at Rutgers	2/8/15
	11	Shannon Scott vs. UMass-Lowell	11/14/14
	11	Evan Turner vs. Lipscomb	11/24/09

TEAM RECORDS

SEASON ASSISTS

1.	587	2010-11	37 games
2.	583	2006-07	39 games
3.	568	2011-12	39 games
4.	547	1990-91	31 games
5.	545	2009-10	37 games
6.	544	2007-08	37 games
7.	534	2014-15	35 games
8.	533	1974-75	28 games
9.	529	1988-89	34 games
10.	518	1991-92	32 games

11		Jamar Butler vs. Northwestern	1/6/08
11		Damon Stringer vs. CCSU	11/26/95
11		Mark Baker vs. Wisconsin	1/12/91
11		Curtis Wilson vs. Florida Int.	3/4/87
11		Larry Bolden vs. Northwestern	2/24/77
19.	10	Keyshawn Woods vs. UCLA	12/22/18
	10	D'Angelo Russell (1) vs. Indiana	1/25/15
	10	Shannon Scott (4) vs. VCU	3/19/15;
		at Minnesota 1/6/15; vs. Iona	3/22/13;
		vs. UMKC	11/23/12
10		Aaron Craft (3) at Purdue	12/31/13
		at Marquette (11/16/13; vs. Gonzaga	3/15/12
10		William Buford vs. Eastern Michigan	12/5/09
10		Evan Turner vs. Alcorn State	11/9/09
10		Jamar Butler (2) vs. UNC Asheville	3/18/08;
		vs. Green Bay	11/12/07
10		Mike Conley Jr. (6) vs. Indiana	1/10/06;
		vs. Indiana 1/2/07; vs. Northwestern	1/17/07;
		vs. Iowa 1/20/07; at Minnesota	2/18/07;
		at Penn State	2/21/07
10		Michael Redd vs. Toledo	12/3/97
10		Doug Etzler vs. George Mason	1/8/95
10		Mark Baker vs. Iowa	2/8/90
10		Curtis Wilson (5) vs. Old Dominion	3/16/88;
		vs. Clev. St. 3/22/88; vs. Mo.-St. Louis	11/28/87;
		vs. Wisconsin 1/17/87; vs. Howard	12/13/86
10		Dennis Hopson vs. Ohio U.	12/6/86
10		Ronnie Stokes (2) at Northwestern,	2/7/85
		vs. Iona,	11/27/81
10		Troy Taylor vs. Central Fla.	12/19/84
10		Larry Huggins at Purdue	1/10/81
10		Carter Scott vs. Illinois	2/22/79
10		Kelvin Ransey (2) at Louisville,	12/19/79
		vs. Minnesota,	2/23/78
10		Mark Bayless (2) vs. Illinois,	1/19/76
		at Michigan St.,	1/6/75
10		Larry Bolden vs. Ohio U.	12/14/74

GAME ASSISTS

1.	31	@Michigan State	1/6/75
2.	30	VMI	11/23/11
3.	30	Iowa	1/13/75
30		Chicago State	12/8/90
5.	29	Alcorn State	11/9/09
29		Long Island	12/7/96
29		Chicago State	11/30/91
8.	28	Penn State	1/5/06
9.	27	The Citadel	12/19/17
27		Eastern Michigan	2/15/09
27		Florida A&M	1/30/06
27		vs. Pennsylvania	12/27/74
27		Tennessee	12/27/79
27		vs. Oklahoma State	12/2/89
27		Howard	12/14/91
27		Northwestern	3/7/92

YEARLY ASSIST LEADERS

Year	Name	Asst.	Avg.
1974	Larry Bolden	78	3.3
1975	Larry Bolden	157	5.6
1976	Jud Wood	88	3.4
1977	Larry Bolden	103	3.8
1978	Kelvin Ransey	138	5.1
1979	Kelvin Ransey	132	4.3
1980	Kelvin Ransey	171	6.3
1981	Larry Huggins	97	3.6
1982	Troy Taylor	104	3.4
1983	Ron Stokes	101	3.4
1984	Ron Stokes	99	3.4
1985	Troy Taylor	140	4.7
1986	Curtis Wilson	106	3.2
1987	Curtis Wilson	162	4.9
1988	Curtis Wilson	188	5.7
1989	Jay Burson	96	4.0
1990	Jim Jackson	110	3.7
1991	Mark Baker	150	5.0
1992	Mark Baker	165	5.2
1993	Jamie Skelton	79	2.8
1994	Jamie Skelton	110	3.8
1995	Doug Etzler	109	3.9
1996	Damon Stringer	125	4.6
1997	Damon Stringer	120	4.4
1998	Carlos Davis	126	4.2
1999	Scoonie Penn	154	4.3
2000	Scoonie Penn	130	4.3
2001	Brian Brown	127	4.1
2002	Brian Brown	105	3.3
2003	Brent Darby	141	4.4
2004	Tony Stockman	74	2.6
2005	Brandon Fuss-Cheatham	100	3.1
2006	Jamar Butler	144	4.6
2007	Mike Conley Jr.	238	6.1
2008	Jamar Butler	219	5.9
2009	Evan Turner	131	4.0
2010	Evan Turner	185	6.0
2011	Aaron Craft	177	4.8
2012	Aaron Craft	181	4.6
2013	Aaron Craft	172	4.6
2014	Aaron Craft	164	4.7
2015	Shannon Scott	207	5.9
2016	JaQuan Lyle	147	4.2
2017	JaQuan Lyle	142	4.5
2018	C.J. Jackson	132	3.9
2019	C.J. Jackson	119	3.4
2020	CJ Walker	107	3.5
2021	CJ Walker	118	4.4



MIKE CONLEY JR.



STEALS RECORDS

INDIVIDUAL RECORDS

CAREER STEALS

1.	337	Aaron Craft	2011-14
2.	211	Shannon Scott	2012-15
3.	204	Jay Burson	1986-89
4.	191	David Lighty	2007-11
5.	164	Dennis Hopson	1984-87
6.	159	Evan Turner	2008-10
7.	158	Jamaal Brown	1989-92
	158	Ronnie Stokes	1982-85
9.	155	Troy Taylor	1982-85
10.	153	Curtis Wilson	1984, 1986-88

SEASON STEALS

1.	98	Aaron Craft	2012
2.	89	Aaron Craft	2014
3.	87	Mike Conley Jr.	2007
4.	77	Aaron Craft	2013
5.	74	Curtis Wilson	1987
6.	73	Aaron Craft	2011
7.	72	Je'Kel Foster	2006
8.	71	Shannon Scott	2014
	71	Dennis Hopson	1987
10.	70	Scoonie Penn	1999

TEAM RECORDS

SEASON STEALS

1.	297	1998-99	36 games
2.	281	2011-12	39 games
	281	1986-87	33 games
4.	270	2013-14	35 games
5.	266	2014-15	35 games
	266	1991-92	32 games
7.	265	2006-07	39 games
8.	264	1990-91	31 games
9.	263	2010-11	37 games
10.	262	2009-10	37 games

GAME STEALS

1.	8	Troy Taylor vs. St. Joseph's	12-29-83
2.	7	Jae'Sean Tate vs. Mercer	1-6-16
	7	Shannon Scott vs. NC A&T	12-17-14
	7	Aaron Craft vs. American	11-20-13
	7	Aaron Craft vs. Iowa	1-19-11
	7	Kelvin Ransey vs. Minnesota	2-23-78
7.	6	Shannon Scott vs. UNC Asheville	12-15-12
	6	Aaron Craft	at Iowa 2-4-14; vs. Iona 2-22-13; vs. Cincinnati 3-22-12; at Minnesota 2-14-12; vs. Indiana 2-27-11; at Purdue 2-20-11
	6	Je'Kel Foster	at Purdue 1-11-06; vs. Gardner-Webb 12-29-05
	6	Tony Stockman vs. N'western	2-4-04
	6	Brent Darby vs. Iowa	1-25-03
	6	Scoonie Penn	vs. Vermont 11-29-99; vs. Indiana 1-9-99
	6	Michael Redd vs. Miami, Fla.	12-27-98
	6	Carlos Davis vs. Penn State	3-2-98
	6	D. Anderson vs. Tenn. Tech	12-21-93
	6	Curtis Wilson	vs. Siena 12-4-86; vs. Indiana 1-4-87
	6	Jerry Francis vs. Michigan	2-5-87
	6	Ronnie Stokes at Iowa	2-18-84
	6	Clark Kellogg vs. Florida	12-22-81
	6	Troy Taylor vs. Florida	12-22-81

GAME STEALS

1.	20	Siena	12/4/86
2.	19	Cal Poly Pomona	12/13/79
3.	18	North Carolina A&T	12/17/14
	18	Northwestern	2/25/78
	18	Radford	1/9/89
	18	Missouri-St. Louis	11/27/93


YEARLY STEALS LEADERS

Year	Name	Stl.	Avg.
1977	Larry Bolden	24	0.9
1978	Kelvin Ransey	53	1.9
1979	Kelvin Ransey	54	1.7
1980	Kelvin Ransey	41	1.5
1981	Todd Penn	38	1.4
1982	Clark Kellogg	40	1.3
1983	Ron Stokes	44	1.5
1984	Tony Campbell	44	1.5
1984	Troy Taylor	44	1.5
1985	Ronnie Stokes	44	1.5
1986	Dennis Hopson	54	1.6
1987	Curtis Wilson	74	2.2
1988	Jay Burson	66	2.0
1989	Jay Burson	49	2.0
1990	Jim Jackson	39	1.3
1990	Chris Jent	39	1.3
1991	Jim Jackson	55	1.8
1992	Mark Baker	54	1.7
1993	Derek Anderson	43	2.0
1994	Derek Anderson	45	2.0
1995	Carlos Davis	23	0.8
1996	Damon Stringer	41	1.5
1997	Damon Stringer	52	1.9
1998	Michael Redd	61	2.0
1999	Scoonie Penn	70	1.9
2000	Scoonie Penn	66	2.2
2001	Brian Brown	43	1.4
2002	Brent Darby	36	1.1
2003	Brent Darby	58	1.8
2004	Tony Stockman	61	2.6
2005	Tony Stockman	47	1.5
2006	Je'Kel Foster	72	2.3
2007	Mike Conley Jr.	87	2.2
2008	Jamar Butler	49	1.3
2009	Evan Turner	58	1.8
2010	Evan Turner	54	1.7
2011	Aaron Craft	73	2.0
2012	Aaron Craft	98	2.5
2013	Aaron Craft	77	2.1
2014	Aaron Craft	89	2.5
2015	Shannon Scott	59	1.7
2016	Jae'Sean Tate, JaQuan Lyle	35	1.3/1.0
2017	Jae'Sean Tate	34	1.1
2018	Jae'Sean Tate	36	1.1
2019	C.J. Jackson	41	1.2
2020	CJ Walker	40	1.3
2021	CJ Walker	29	0.9



AARON CRAFT

JAY BURSON





BLOCKED SHOTS RECORDS

INDIVIDUAL RECORDS

CAREER BLOCKED SHOTS

1.	444	Ken Johnson.....	1998-01
2.	328	Herb Williams.....	1978-81
3.	213	Dallas Lauderdale.....	2008-11
4.	187	Amir Williams.....	2012-15
	187	Brad Sellers.....	1985-86
6.	169	Jim Smith.....	1978-81
7.	136	Granville Waiters.....	1980-83
8.	131	Lawrence Funderburke.....	1992-94
9.	128	Keita Bates-Diop.....	2015-18
10.	105	Greg Oden.....	2007
	105	Perry Carter.....	1988-91

SEASON BLOCKED SHOTS

1.	161	Ken Johnson.....	2000
2.	125	Ken Johnson.....	2001
3.	105	Greg Oden.....	2007
4.	100	Ken Johnson.....	1999
5.	97	Brad Sellers.....	1986
6.	90	Brad Sellers.....	1985
	90	Herb Williams.....	1980
8.	81	Herb Williams.....	1979
9.	79	Herb Williams.....	1978
10.	78	Herb Williams.....	1981

BLOCKED SHOTS IN A GAME

1.	11	Ken Johnson vs. Iowa.....	2/9/00
11		Ken Johnson vs St. John's.....	1/22/00
3.	9	Ken Johnson vs. UMass.....	12/10/00
	9	Brad Sellers vs. La. Tech.....	3/24/86
	9	Herb Williams vs. Iowa.....	2/23/80
6.	8	Dallas Lauderdale vs. NCA&T.....	11/12/10
	8	Dallas Lauderdale vs. UCSB.....	3/19/10
	8	Ken Johnson vs. Minnesota.....	3/4/00
	8	Ken Johnson vs. Penn St.....	2/12/00
	8	Ken Johnson vs. American.....	12/29/99
	8	Ken Johnson vs. E. Ky.....	12/19/99
	8	Granville Waiters vs. WV.....	12/11/82
	8	Herb Williams vs. Iowa.....	3/7/81
	8	Herb Williams vs. Iowa.....	1/7/78

YEARLY BLOCKS LEADERS

Year	Name	Blk.	Avg.
1977	Jim Ellinghausen.....	29	.11
1978	Herb Williams.....	79	2.9
1979	Herb Williams.....	81	2.6
1980	Herb Williams.....	90	3.3
1981	Herb Williams.....	78	2.9
1982	Granville Waiters.....	60	1.9
1983	Granville Waiters.....	66	2.2
1984	Dennis Hopson.....	14	0.5
1985	Brad Sellers.....	90	3.0
1986	Brad Sellers.....	97	2.9
1987	Dennis Hopson.....	19	0.6
1988	Perry Carter.....	27	0.8
1989	Grady Mateen.....	32	0.9
1990	Perry Carter.....	25	0.9
1991	Perry Carter.....	27	0.9
1992	L.Funderburke.....	55	2.4
1993	L. Funderburke.....	54	2.0
1994	Gerald Eaker.....	36	1.5
1995	Antonio Watson.....	28	1.0
1996	Jermaine Tate.....	24	0.9
1997	Shaun Stonerook.....	13	0.5
1998	Ken Johnson.....	58	1.9
1999	Ken Johnson.....	100	2.8
2000	Ken Johnson.....	161	5.4
2001	Ken Johnson.....	125	4.0
2002	Terence Dials.....	23	0.7
2003	Velimir Radinovic.....	22	0.7
2004	Velimir Radinovic.....	22	0.7
2005	Terence Dials.....	18	0.6
2006	Terence Dials.....	35	1.1
2007	Greg Oden.....	105	3.3
2008	Kosta Koufos.....	67	1.8
2009	Dallas Lauderdale.....	67	2.0
2010	Dallas Lauderdale.....	77	2.1
2011	Dallas Lauderdale.....	54	1.5
2012	Jared Sullinger.....	38	1.1
2013	Amir Williams.....	50	1.4
2014	Amir Williams.....	62	1.7
2015	Amir Williams.....	52	1.6
2016	Daniel Giddens.....	50	1.5
2017	Trevor Thompson.....	48	1.5
2018	Keita Bates-Diop.....	56	1.6
2019	Kaleb Wesson.....	21	0.7
2020	Kaleb Wesson.....	31	1.0
2021	E.J. Liddell.....	31	1.1

TEAM RECORDS

SEASON BLOCKED SHOTS

1.	200	1999-00.....	30 games
2.	186	2007-08.....	37 games
	186	1979-80.....	29 games
4.	184	2015-16.....	35 games
5.	178	2014-15.....	35 games
6.	175	2008-09.....	33 games
7.	163	1977-78.....	27 games
8.	162	2012-13.....	37 games
9.	161	2000-01.....	31 games
10.	159	1980-81.....	27 games

GAME

1.	15	Iowa.....	2/23/80
2.	13	@St. John's.....	1/22/00
	13	Eastern Kentucky.....	12/19/99
	13	Iowa.....	3/7/81
5.	12	vs. UC Santa Barbara.....	3/19/10
	12	@West Virginia.....	12/19/93



GREG ODEN



KEN JOHNSON



FRESHMAN RECORDS

SEASON

POINTS

1	675	D'Angelo Russell	2015
2	658	Michael Redd	1998
3	635	Jared Sullinger	2011
4	534	Kosta Koufos	2008
5	501	Greg Oden	2007
6	482	Jim Jackson	1990
7	452	Herb Williams	1978
8	441	Mike Conley	2007
9	391	JaQuan Lyle	2016
10	382	Daequan Cook	2007

SCORING AVERAGE

1	21.9	Michael Redd, 1998	658 pts
2	19.3	D'Angelo Russell, 2015	675 pts
3	17.2	Jared Sullinger, 2011	635 pts
4	16.7	Herb Williams, 1978	452 pts
5	16.1	Jim Jackson, 1990	482 pts
6	15.7	Greg Oden, 2007	501 pts
7	14.4	Kosta Koufos, 2008	534 pts
8	13.1	Kelvin Ransey, 1977	327 pts
9	12.3	Larry Bolden, 1974	297 pts

FIELD GOALS MADE

1	241	Michael Redd	1998
2	231	D'Angelo Russell	2015
3	222	Jared Sullinger	2011
4	222	Kosta Koufos	2008
5	196	Herb Williams	1978
6	194	Jim Jackson	1990
7	189	Greg Oden	2007
8	160	Mike Conley Jr.	2007
9	149	Kelvin Ransey	1977
10	142	William Buford	2009

FIELD GOAL PERCENTAGE

(MIN. 100 ATTS)

1	.638	B.J. Mullens, 2009	120-188
2	.623	Terence Dials, 2002	86-138
3	.616	Greg Oden, 2007	189-307
4	.589	Jae'Sean Tate, 2015	126-214
5	.569	Jermaine Tate, 1996	115-202
6	.562	Kaleb Wesson, 2018	118-210
7	.541	Jared Sullinger, 2011	222-410
8	.540	Perry Carter, 1988	129-239
9	.540	Jay Burson, 1986	75-139
10	.518	Mike Conley Jr., 2007	160-309

THREE-POINT FIELD GOALS MADE

1	95	D'Angelo Russell	2015
2	54	Daequan Cook	2007
3	46	Michael Redd	1998
4	43	William Buford	2009
5	41	Duane Washington Jr.	2019
6	38	Alex Davis	1990
7	38	Jon Sanderson	1998
8	36	Luther Muhammad	2019
9	34	Damon Stringer	1996
10	31	JaQuan Lyle	2016
31		Neshaun Coleman	1996

THREE-POINT FIELD GOAL PERCENTAGE

(MIN. 15 MADE)

1	.468	Jamaal Brown, 1989	22-47
2	.462	Keita Bates-Diop	18-39
3	.415	Daequan Cook, 2007	54-130
4	.405	Chris Jent, 1989	15-37
5	.400	D.J. Carton, 2020	24-60
6	.378	Greg Simpson, 1993	28-74
7	.377	Aaron Craft, 2011	26-69
8	.375	Luther Muhammad, 2019	36-96
9	.361	William Buford, 2009	43-119
10	.358	Alex Davis, 1990	38-106

FREE THROWS MADE

1	188	Jared Sullinger	2011
2	130	Michael Redd	1998
3	123	Greg Oden	2007
4	118	D'Angelo Russell	2015
5	100	Mike Conley Jr.	2007
6	98	Kaleb Wesson	2018
7	94	JaQuan Lyle	2016
8	84	Troy Taylor	1982
9	77	Ron Stokes	1982
10	73	Jim Jackson	1990
73		Shaun Stonerook	1996

FREE THROW PERCENTAGE

1	.849	William Buford, 2009	45-53
2	.816	Ken Page, 1978	71-87
3	.809	Derek Anderson, 1993	72-89
4	.797	Deshawn Thomas, 2011	47-59
5	.797	Clark Kellogg, 1980	63-79
6	.785	Jim Jackson, 1990	73-93
7	.778	Troy Taylor, 1982	84-108

MOST REBOUNDS

1	377	Jared Sullinger	2011
2	308	Herb Williams	1978
3	306	Greg Oden	2007
4	247	Kosta Koufos	2008
5	237	Perry Carter	1988
6	232	Clark Kellogg	1980
7	198	D'Angelo Russell	2015
8	194	Michael Redd	1998
9	187	Jermaine Tate	1996

REBOUNDING AVERAGE

1	11.4	Herb Williams	1978
2	10.2	Jared Sullinger	2011
3	9.6	Greg Oden	2007
4	8.0	Clark Kellogg	1980
5	7.2	Perry Carter	1988
6	6.9	Jermaine Tate	1996
6.9		Shaun Stonerook	1996

ASSISTS

1	238	Mike Conley Jr.	2007
2	177	Aaron Craft	2011
3	175	D'Angelo Russell	2015
4	147	JaQuan Lyle	2016
5	125	Damon Stringer	1996
6	110	Jim Jackson	1990
7	104	Troy Taylor	1982
8	98	Evan Turner	2008
9	95	Kip Lomax	1986
95		Mark Bayless	1975

STEALS

1	87	Mike Conley Jr.	2007
2	73	Aaron Craft	2011
3	61	Michael Redd	1998
4	55	D'Angelo Russell	2015
5	43	Derek Anderson	1993
6	47	Evan Turner	2008
7	41	Damon Stringer	1996
8	39	Jim Jackson	1990
9	38	Shaun Stonerook	1996

BLOCKED SHOTS

1	105	Greg Oden	2007
2	79	Herb Williams	1978
3	67	Kosta Koufos	2008
4	58	Ken Johnson	1998
5	50	Daniel Giddens	2016
6	39	Jim Smith	1978
7	37	B.J. Mullens	2009
8	36	Gerald Eaker	1994
9	29	E.J. Liddell	2020
29		Jim Ellinghaus	1977

SINGLE GAME FIELD GOALS MADE (ATTS.)

1	14 (18)	Herb Williams vs. CS-Hayward	(11/25/77)
2	13 (17)	Jared Sullinger at Florida	(11/16/10)
	13 (17)	Jermaine Tate vs. CCSU	(11/26/95)
	13 (22)	Michael Redd vs. USC	(12/20/97)

FIELD GOALS ATTEMPTED (MADE)

1	26 (9)	Michael Redd vs. Iowa	(2/14/98)
2	25 (8)	Michael Redd vs. Michigan	(1/17/98)
3	24 (9)	Kelvin Ransey vs. Wisconsin	(1/13/77)

FIELD GOAL PERCENTAGE (MIN. 10 MADE)

1	.923 (12-13)	Greg Oden vs. Iowa	(1/20/07)
2	.765 (13-17)	Jared Sullinger at Florida	(11/16/10)
	.765 (13-17)	Jermaine Tate vs. CCSU	(11/26/95)
4	.750 (12-16)	Jim Jackson vs. Iowa	(1/6/90)
	.750 (12-16)	Jim Jackson vs. Illinois	(2/26/90)



MIKE CONLEY, JR.



FRESHMAN RECORDS

SINGLE GAME

THREE-POINT FIELD GOALS MADE (ATTS.)

1.	6 (10)	Justin Ahrens vs. Iowa(2/26/19)
	6 (9)	Duane Washington Jr. vs. Purdue FW(11/11/18)
	6 (6)	D'Angelo Russell vs. Wright State(12/27/14)
	6 (11)	D'Angelo Russell at Northwestern(1/22/15)
	6 (6)	D'Angelo Russell at Minnesota(1/6/15)
6.	5 (8)	D'Angelo Russell at Penn State(3/4/15)
	5 (14)	Jon Diebler vs. North Carolina(11/28/07)
	5 (6)	Jon Diebler vs. Cleveland State(12/18/07)
	5 (9)	Jon Diebler vs. UMBC(12/29/07)
	5 (8)	Neshaun Coleman vs. Penn State(1/3/96)
	5 (6)	Damon Stringer vs. Northwestern(1/17/96)
	5 (9)	Michael Redd vs. Chattanooga12/22/97
	5 (7)	Jon Sanderson vs. Purdue(2/7/98)

THREE-POINT FIELD GOAL ATTEMPTED (MADE)

1.	14 (5)	Jon Diebler vs. North Carolina(11/28/07)
2.	11 (6)	D'Angelo Russell at Northwestern(1/22/15)
	11 (4)	Michael Redd vs. NMSU(12/29/97)
4.	10 (6)	Justin Ahrens vs. Iowa(2/26/19)
	10 (3)	D'Angelo Russell vs. Minnesota(3/12/15)
	10 (3)	D'Angelo Russell vs. North Carolina(12/20/14)
	10 (4)	Jon Diebler vs. Indiana(2/10/08)
8.	9 (6)	Duane Washington Jr. vs. Purdue FW(11/11/18)
	9 (5)	Jon Diebler vs. UMBC(12/29/07)
	9 (4)	Jon Diebler vs. Northwestern(1/6/08)
	9 (4)	Kevin Martin vs. Chattanooga(12/15/94)
	9 (5)	Michael Redd vs. Chattanooga(12/22/97)

THREE-POINT FG PERCENTAGE (MIN. 4 MADE)

1.	1.000 (6-6)	D'Angelo Russell vs. Wright State(12/27/14)
	1.000 (4-4)	Greg Simpson vs. Penn State(1/5/93)
	1.000 (4-4)	Greg Simpson vs. Iowa(1/9/93)
3.	.833 (5-6)	D'Angelo Russell at Minnesota(1/6/15)
	.833 (5-6)	Jon Diebler vs. Cleveland State12/18/07
	.833 (5-6)	Damon Stringer vs. N'western(1/17/96)

FREE THROWS MADE (ATTS.)

1.	16 (18)	Jared Sullinger vs. Northwestern(3-11-11)
	16 (23)	Jared Sullinger vs. IUPUI(12/9/10)
3.	13 (15)	Jared Sullinger at Illinois(1/22/11)
4.	12 (14)	Jaedon LeDee vs. Purdue FW(11/11/18)
	12 (12)	Ken Page vs. Northwestern(2/25/78)

6.	11 (14)	Michael Redd vs. South Florida(12/6/97)
7.	10 (12)	Evan Turner vs. UMBC12/29/07
	10 (10)	Ron Stokes vs. Wisconsin(3/4/82)
	10 (12)	Troy Taylor vs. Florida(12/22/81)

FREE THROWS ATTEMPTED (MADE)

1.	23 (16)	Jared Sullinger vs. IUPUI(12/9/10)
2.	18 (16)	Jared Sullinger vs. Northwestern(3/11/11)
3.	16 (9)	Michael Redd vs. Michigan State(2/4/98)
	16 (8)	Michael Redd vs. Penn State(2/28/98)
5.	15 (13)	Jared Sullinger at Illinois(1/22/11)
	15 (8)	Fred Poole vs. Evansville(12/22/75)

FREE THROW PERCENTAGE (MIN. 10 MADE)

1.	1.00 (12-12)	Ken Page vs. Northwestern(2/25/78)
	1.00 (10-10)	Ron Stokes vs. Wisconsin(3/4/82)
	1.00 (10-10)	Shaun Stonerook vs. Illinois(2/24/96)

OFFENSIVE REBOUNDS

1.	9	Greg Oden vs. Purdue(3/10/07)
	9	Perry Carter vs. Old Dominion(3/16/88)
3.	8	Kosta Koufos vs. VMI(1/25/07)
	8	Greg Oden vs. Coppin State(12/30/06)
	8	Perry Carter vs. Central Michigan(1/2/88)
	8	Jermaine Tate vs. Penn State(1/3/96)

DEFENSIVE REBOUNDS

1.	14	Jared Sullinger at Illinois(1/22/11)
	14	Jared Sullinger vs. South Carolina(12/18/10)
3.	13	D'Angelo Russell vs. Maryland(1/29/15)
	13	Greg Oden vs. Tennessee(1/13/07)
	13	Jon Sanderson vs. Toledo(12/3/97)
6.	12	Jared Sullinger vs. UNC Asheville(12/21/10)
	12	Greg Oden at Northwestern(1/24/07)
8.	11	Jared Sullinger vs. Michigan(2/3/11)
	11	Perry Carter vs. Cleveland State(3/22/88)
	11	Shaun Stonerook vs. CCSU(11/26/95)

TOTAL REBOUNDS

1.	22	Herb Williams vs. Marshall(11/28/77)
2.	19	Jared Sullinger vs. South Carolina(12/18/10)

19	Greg Oden vs. Purdue(3/10/07)	
3.	18	Jared Sullinger vs. Northwestern(3/11/11)
	17	Herb Williams vs. Iowa(1/7/78)
4.	16	Jared Sullinger vs. Kentucky(3/25/11)
	16	Jared Sullinger at Illinois(1/22/11)
	16	Jared Sullinger vs. UNC Asheville(12/21/10)
		Numerous others with 16	

ASSISTS

1.	15	Aaron Craft vs. George Mason(3/20/11)
2.	13	JaQuan Lyle vs. Minnesota(12/30/15)
3.	11	JaQuan Lyle vs. Rutgers1/13/16
	11	D'Angelo Russell at Rutgers(2/8/15)
	11	Damon Stringer vs. CCSU(11/26/95)
6.	10	D'Angelo Russell vs. Indiana(1/25/15)
	10	Mike Conley Jr. vs. VMI(11/10/06)
	10	Mike Conley Jr. vs. Indiana(1/2/07)
	10	Mike Conley Jr. vs. Northwestern(1/17/07)
	10	Mike Conley Jr. vs. Iowa(1/20/07)
	10	Mike Conley Jr. at Minnesota(2/18/07)
	10	Mike Conley Jr. vs. Penn State(2/21/07)
	10	Mark Bayless vs. Michigan State(1/6/75)
	10	Ron Stokes vs. Iona(11/27/81)
	10	Michael Redd vs. Toledo(12/3/97)

STEALS

1.	5	Mike Conley Jr. at Minnesota(2/18/07)
	5	Mike Conley Jr. vs. Youngstown St.(11/24/06)
	5	Mike Conley Jr. vs. VMI(11/10/06)
	5	Ron Stokes vs. Michigan(2/28/82)
5.	4	D'Angelo Russell vs. Michigan*(1/13/15)
	4	Evan Turner vs. Mississippi(4/1/08)
		Numerous others with 4	

BLOCKED SHOTS

1.	8	Herb Williams vs. Iowa(1/7/78)
2.	7	Greg Oden vs. Michigan(2/6/07)
	7	Gerald Eaker vs. Missouri-St. Louis(11/27/93)
4.	6	Daniel Giddens vs. UT-Arlington11/20/15
	6	Greg Oden at Wisconsin(1/9/07)
	6	Herb Williams vs. Cal Poly Pomona(12/14/77)
	6	Herb Williams vs. Toledo(11/26/77)
	6	Herb Williams vs. Vermont(12/3/77)
	6	Herb Williams vs. Wisconsin(3/4/78)

TOTAL POINTS

1.	40	Jared Sullinger vs. IUPUI(12/9/10)
2.	33	D'Angelo Russell at Northwestern(1/22/15)
3.	32	D'Angelo Russell vs. Sacred Heart(11/23/14)
	32	Michael Redd vs. Penn State(2/28/98)
5.	30	Michael Redd vs. Southern California(12/20/97)
6.	29	Justin Ahrens vs. Iowa(2/26/19)
	29	JaQuan Lyle at Indiana(1/10/16)
	29	Greg Oden vs. Iowa(1/20/07)
	29	Michael Redd vs. Northwestern(2/21/98)
9.	28	D'Angelo Russell vs. VCU*(3/19/15)
		D'Angelo Russell at Penn State(3/4/15)
		D'Angelo Russell vs. Purdue(3/1/15)
		Numerous others with 28	

* Last to accomplish



Aaron Craft



OPPONENT SINGLE GAME RECORDS



Jason Singleton

POINTS

1.	122	Indiana	2/2/59
2.	118	@Illinois	2/4/88
3.	113	@LSU (2ot)	1/15/05
	113	@Iowa	3/3/78
5.	112	vs. Brigham Young	12/22/64
6.	111	@Illinois	2/10/56

MOST FIELD GOALS MADE

1.	50	Indiana	2/2/59
2.	47	@Iowa	3/3/70
3.	46	@Illinois	2/4/88
4.	45	@Indiana	3/1/65
5.	44	vs. Indiana	12/28/74
6.	43	@Michigan	2/9/74
	43	Michigan	2/9/76
	43	Cleveland State	12/7/85

FIELD GOALS ATTEMPTED

1.	103	@Illinois	1/10/74
2.	101	@Indiana	2/21/53
3.	100	@Michigan State	1/19/59
	100	Michigan	3/8/69
5.	98	@Minnesota	1/8/51
	98	@Michigan	1/2/56

HIGHEST FIELD GOAL PERCENTAGE

1.	.733	Michigan State, 2/7/04	33-45
2.	.696	@Indiana, 3/12/83	32-46
3.	.682	@Minnesota, 3/6/82	30-44
4.	.673	Illinois, 1/6/77	33-49
5.	.667	@Michigan State, 3/5/2016	34-51
	.667	@Iowa, 2/18/84	28-42
	.667	@Illinois, 2/17/88	46-69

THREE-POINT FIELD GOALS MADE

1.	17	vs. UMBC	12/29/07
2.	16	vs. Tennessee	3/22/07
	16	Purdue	2/7/98
	16	New Mexico State	12/29/97
	16	Tennessee-Chattanooga	1/15/94
6.	15	Radford	12/23/02
	15	Southwestern Louisiana	12/1/96

THREE-POINT FIELD GOALS ATTEMPTED

1.	49	Virginia Military Institute	11/25/07
2.	47	Virginia Military Institute	11/10/06
3.	43	The Citadel	12/1/17
4.	42	Akron	3/15/16
5.	43	Southwestern Louisiana	12/1/96
6.	40	Marshall	11/25/16
7.	37	Florida Atlantic	12/17/98
8.	36	Minnesota	2/5/03
	36	Northwestern	2/1/03

HIGHEST THREE-POINT FIELD GOAL PERCENTAGE

1.	.875	@Illinois, 1/27/90	7-8
2.	.786	Penn State, 1/25/18	11-14
3.	.750	Michigan State, 2/26/02	6-8
	.750	@Michigan, 1/8/87	6-8
	.750	@Purdue, 2/24/90	6-8

FREE THROWS MADE

1.	43	@Indiana	2/8/97
2.	40	@Indiana	3/5/55
	40	@Michigan State	2/24/83
4.	38	Purdue	3/5/81
5.	35	Northwestern	2/25/67

FREE THROWS ATTEMPTED

1.	56	@Indiana	3/5/55
2.	52	@Indiana	2/8/97
3.	50	@Michigan	1/29/72

4.	48	@Purdue	1/10/81
	48	Purdue	3/5/81

HIGHEST FREE THROW PERCENTAGE

1.	1.000	Minnesota, 1/19/74	21-21
	1.000	Indiana, 1/27/88	18-18
	1.000	@Michigan, 3/2/02	16-16
	1.000	Northwestern, 2/2/74	16-16
	1.000	Indiana, 1/2/07	11-11
	1.000	@Purdue, 1/26/85	11-11

REBOUNDS

1.	85	@Michigan State	1/19/59
2.	79	@St. Louis	12/31/63
3.	70	@Illinois	2/16/65
4.	69	@Michigan	2/20/65
5.	68	@Michigan	1/13/58
	68	@Purdue	1/24/59

PERSONAL FOULS

1.	35	@Michigan	1/27/68
2.	34	Ohio	11/12/13
	34	Arizona State	12/18/82
	34	Cleveland State	3/22/88
5.	33	Indiana	1/6/51
	33	Akron	12/5/85
	33	Cleveland State	12/7/85
	33	Missouri-St. Louis	11/28/87

MOST ASSISTS

1.	31	vs. Indiana	12/28/74
2.	30	@Illinois	2/22/75
3.	29	@Michigan State	3/5/16
	29	@Florida	12/16/87
	29	@Michigan	3/12/88
6.	28	@Illinois	2/17/88
	28	vs. Pennsylvania	12/27/74
	28	vs. Purdue	2/28/98

MOST STEALS

1.	19	@Iowa	1/10/96
2.	17	@Arizona State	12/20/80
	17	Missouri-St. Louis	11/28/87
4.	16	@Iowa	2/18/95
5.	15	Louisville	12/12/78
	15	@North Carolina	12/18/93
	15	@Iowa	3/13/94
	15	@Minnesota	1/18/95

MOST BLOCKED SHOTS

1.	12	@Minnesota	1/8/17
	12	@Florida	12/16/87
3.	11	vs. Kentucky	3/25/11
4.	10	@Florida State	11/30/10
	10	@Minnesota	2/25/04
	10	@Alabama	2/17/01
	10	@Purdue	2/5/97
	10	vs. Georgetown	12/22/90
	10	Minnesota	1/9/00
10.	9	@Purdue	2/4/15
	9	@Michigan State	1/19/13
	9	@Illinois	2/25/87
	9	@Michigan	1/18/90

OPPONENT INDIVIDUAL SCORING

1.	47	Don Schlundt, @Indiana	3/5/55
	47	Don Schlundt, @Indiana	1/18/54
3.	45	Tommie Johnson, vs. C. Mich.	1/2/87
4.	43	Brandon Paul, @Illinois	1/10/12
	43	Scott Skiles, @Michigan St.	3/8/86
6.	42	Terry Furlow, @Michigan St.	1/10/76
	42	Henry Wilmore, @Michigan	2/27/71
8.	41	Bob Verga, vs. Duke	12/29/67
	41	Don Hennen, @Pittsburgh	12/3/58
10.	40	G. Robinson, vs. Purdue	2/23/94
	40	R. Sampson, @Virginia	1/25/81
	40	Wayne Estes, @Utah State	12/28/63



MISCELLANEOUS TEAM RECORDS

OHIO STATE RECORD BY DECADE

	Won	Lost	Pct.
1899.....	12	4	0.750
1900-09.....	68	28	0.708
1910-19.....	96	74	0.565
1920-29.....	94	84	0.528
1930-39.....	112	89	0.557
1940-49.....	113	87	0.565
1950-59.....	117	107	0.522
1960-69.....	188	69	0.732
1970-79.....	142	119	0.544
1980-89.....	189	120	0.612
1990-99.....	133	131	0.504
2000-09.....	169	80	0.679
2010-19.....	255	101	0.716
2020-29.....	42	20	0.677
TOTAL	1,730	1,113	0.609

OHIO STATE'S LARGEST VICTORY MARGINS

1. 86 Ohio University.....	88-2	2/6/1903
2. 73 Muskingum.....	73-8	1/17/1908
3. 72 Chicago State.....	116-44	11/30/1991
4. 71 Delaware.....	109-38	1/11/1960
5. 64 Otterbein.....	74-10	1/9/1904
6. 63 St. Francis (Pa.).....	110-47	11/28/1909
63 Bliss College.....	74-11	Fall/1903
8. 61 Howard.....	114-58	12/14/1991
9. 60 UT-Martin.....	100-40	12/27/2010
10. 58 Sacred Heart.....	106-48	11/23/2014
58 Chicago State.....	112-54	12/8/1990

OHIO STATE'S LARGEST MARGIN OF VICTORY (HOME)

1. 86 Ohio University.....	88-2	2/6/03
2. 73 Muskingum.....	81-8	1/17/08
3. 72 Chicago State.....	116-44	11/30/91
4. 71 Delaware.....	109-38	1/11/60

OHIO STATE'S LARGEST MARGIN OF VICTORY (AWAY)

1. 54 @Toledo.....	64-10	12/6/32
2. 43 vs. Arizona.....	90-47	12/29/71
3. 40 vs. Seton Hall.....	97-57	12/27/60
4. 40 Northwestern.....	102-62	1/10/91
5. 39 Chicago.....	83-44	1/24/44

OPPONENTS' LARGEST MARGIN OF VICTORY

1. 47 @Illinois.....	111-64	2/10/56
2. 46 @Purdue.....	60-14	2/3/30
3. 41 @Brigham Young.....	112-71	12/22/65
4. 39 @Michigan.....	100-61	2/20/65
5. 38 @Purdue.....	63-25	3/1/20
6. 38 @Purdue.....	101-63	1/22/94

OPPONENTS' LARGEST MARGIN OF VICTORY (AT OSU)

1. 35 Indiana.....	52-17	1928
2. 32 Purdue.....	107-75	2/7/98
3. 30 Indiana.....	122-92	2/2/59
4. 26 Michigan State.....	84-58	2/7/98
26 Minnesota.....	91-65	2/10/77
6. 25 Michigan.....	39-14	2/22/23
25 Wisconsin.....	40-15	2/17/17



OHIO STATE'S 100-POINT GAMES

Total 100-Point Games.....	77 (76-1 rcd.)
(58 home, 16 away, 3 neutral)	
Home Record.....	58-0
Away Record.....	15-1
Neutral Record.....	3-0
Overtime Record.....	1-1
100-Point Games In One Season.....	7
1990-91 (GMs 1,2,3,4,6,7,&13)	
Consecutive 100-Point Games.....	4
1990-91 (GM1,2,3&4)	
Smallest Margin Of Victory.....	2
vs Wisconsin (100-98), 1-14-56	
Largest Margin Of Victory.....	72
vs Chicago State (116-44), 11/20/81	

OPPONENTS' 100-POINT GAMES

Total 100-Point Games.....	20
(3 at OSU, 14 away, 3 neutral)	
100-Point Games in One Season.....	3
(1964-65)	
Smallest Margin Of Victory.....	3
at Michigan State (102-99), 1/27/64	
Largest Margin Of Victory.....	47
at Illinois (111-64), 2/10/56	

OHIO STATE'S OVERTIME GAMES

Total Number Of Games.....	105
All-Time Overtime Record.....	47-58
(21-22 home, 18-22 away, 8-14 neutral)	
Record In 1 Overtime Games.....	38-49
Record In 2 Overtime Games.....	8-7
Record In 3 Overtime Games.....	1-2
Record In NCAA Tournament OT Games.....	3-6
Record In NIT Overtime Games.....	1-2
Largest Margin Of Victory.....	10
(Butler, 79-69, 11/22/05)	
Largest Margin Of Defeat.....	13
(@Penn State, 85-98, 2/27/99)	
Consecutive Overtime Games.....	3
--within eight days	
Purdue 66, OSU 60, 1/21/82	
OSU 59, Northwestern 57, 2ot, 1/23/82	
@Michigan 62, OSU 60, 1/28/82	

OHIO STATE'S MOST POINTS, HALF

69 Howard, 2nd half.....	12/14/91
67 Seton Hall, 1st half.....	12/16/95
65 Bethune-Cookman, 1st half.....	12/25/90
62 Eastern Michigan, 1st half.....	12/5/09
62 Penn State, 2nd half.....	3/3/01
62 Missouri-St. Louis, 1st half.....	11/27/93
62 Youngstown State, 2nd half.....	12/1/90
61 George Mason, 1st half.....	1/8/95
61 Chicago State, 1st half.....	11/30/91
61 Delaware State, 1st half.....	11/28/90

SEASON MOST PERSONAL FOULS

1. 723 1988-89.....	34 games
2. 651 1998-99.....	36 games
3. 650 1989-90.....	30 games
4. 645 1978-79.....	31 games
5. 636 1986-87.....	33 games

GAME MOST PERSONAL FOULS

1. 40 Purdue.....	3/5/81
2. 35 @Purdue.....	1/10/81
3. 34 vs. Pennsylvania.....	12/29/75
34 Iowa.....	1/7/78
5. 33 @Iowa.....	1/24/04
33 Northwestern.....	1/29/51
33 Indiana.....	1/7/52
33 @Purdue.....	1/7/88

MOST GAMES PLAYED

1. 157 David Lighty.....	2007-11
2. 148 Aaron Craft.....	2011-14
3. 146 Sam Thompson.....	2012-15
4. 145 William Buford.....	2009-12
5. 144 Jon Diebler.....	2008-11
6. 143 Shannon Scott.....	2012-15
7. 139 Jamar Butler.....	2005-08
8. 138 Dallas Lauderdale.....	2008-11
9. 134 Marc Loving.....	2014-17
134 Amir Williams.....	2012-15

MOST GAMES STARTED

1. 137 William Buford.....	2009-12
2. 126 Jamaal Brown.....	1989-92
126 Jerry Francis.....	1986-89
4. 125 David Lighty.....	2007-11
5. 123 Ken Johnson.....	1998-01
6. 117 Jamar Butler.....	2005-08
7. 116 Perry Carter.....	1988-91
8. 115 Jon Diebler.....	2008-11
9. 114 Herb Williams.....	1978-81
10. 112 Aaron Craft.....	2011-14

MOST CAREER WINS BY FOUR-YEAR CLASS

Rk.	Wins	Four-Year Seniors	Yr.-by-Yr. Wins
1.	129	David Lighty (2007-2011)	35,24,7,29,34
2.	123	No 4-year seniors (2010-13)	29,34,31,29
3.	119	Aaron Craft, Lenzelle Smith Jr. (2011-14)	34,31,29,25
4.	116	William Buford (2009-12)	22,29,34,31
5.	110	Danny Peters, Mark Titus (2007-10)	35,24,22,29
6.	109	Shannon Scott, Sam Thompson, Amir Williams, Trey McDonald (2012-15)	31,29,25,24



OHIO STATE IN ONE-POINT GAMES

Date	W/L	Opponent	Score(#)	Date	W/L	Opponent	Score(#)	Date	W/L	Opponent	Score(#)
2/7/00	W	Circleville	14-13	12/28/49	W	4-vs Cornell	43-42	2/27/88	L	Michigan State (ot)	77-78
2/9/01	L	Circleville	7-8	2/6/50	W	@Indiana	56(7)-55(12)	2/18/89	L	@Northwestern	69 (16)-70
1/17/06	W	Ohio Medical	8-7	2/13/50	W	@Missouri	47(4)-46	3/15/90	W	16-vs Providence (ot)	84-83
2/16/07	L	@Wooster	28-29	3/9/50	W	Butler	66(2)-65	2/23/91	W	Minnesota	63(2)-62
2/13/08	L	Western Reserve	19-20	3/23/50	L	5-CC-NY	55(2)-56	3/3/91	W	Michigan State	65(2)-64
1/14/11	W	Denison	33-32	12/15/51	W	Butler	75-74	12/15/94	W	Tenn.-Chattanooga (ot)	84-83
2/10/12	L	Rochester	24-25	1/7/52	W	Indiana	73-72(5)	1/17/96	W	Northwestern	72-71
1/3/13	W	1-vs Wooster	27-26	1/21/52	W	Minnesota	59-58	3/1/97	L	@Penn State	55-56
2/9/15	W	@Iowa	17-16	1/29/55	W	Northwestern	91-90(16)	1/18/03	L	Wisconsin	52-53
2/13/15	W	Oberlin	23-22	12/26/56	W	6-vs Temple	64-63	3/15/03	W	17-vs. Michigan State	55-54
12/17/15	L	2-vs St. Mary's	23-24	1/9/60	W	Indiana	96(7)-95(11)	11/26/03	W	18-vs. Villanova	67-66
12/29/15	W	@Piqua	33-32	2/20/60	W	@Michigan State	84(4)-83	3/7/04	L	Illinois	63-64(18)
12/23/16	L	@Miami (O)	23-24	2/18/61	W	@Iowa	62(1)-61(9)	3/6/05	W	Illinois	65-64(1)
1/2/17	W	@Detroit YMCA	25-24	3/17/61	W	7-@Louisville	56(1)-55	3/11/06	W	19-vs. Indiana	52(7)-51
1/23/17	W	Ohio Wesleyan	23-22	12/6/63	L	8-vs Duke	75(7)-76(4)	2/25/07	W	Wisconsin	49(2)-48(1)
2/3/17	L	@Minnesota	24-25	2/3/64	W	Michigan	86-85(2)	3/22/07	W	20-vs. Tennessee	85(1)-84(22)
2/7/19	W	@Indiana	22-21	3/7/64	L	Michigan State	80-81	3/12/10	W	21-vs. Michigan	69(5)-68
2/28/20	L	@Indiana	16-17	12/8/65	W	@Butler	75-74	1/29/11	W	@Northwestern	58(1)-57
12/11/20	W	Wittenberg	27-26	2/5/66	L	@Illinois	77-78	1/29/14	L	Penn State	70(24)-71
12/15/20	L	Ohio Wesleyan	33-34	2/26/66	L	@Northwestern	77-78	2/1/14	W	@Wisconsin	59(24)-58(14)
12/31/20	W	Cornell	33-32	12/29/66	W	9-vs Duke	83-82	3/20/14	L	22-vs. Dayton	59(22)-60
2/19/21	W	@Chicago (ot)	31-30	1/14/67	L	Indiana	80-81	1/5/17	L	Purdue	75-76(20)
12/30/21	W	Dartmouth	24-23	2/11/67	L	Iowa	72-73	1/18/17	W	@Nebraska	67-66
1/8/24	L	@Purdue	23-24	2/5/68	W	@Indiana	78-77	2/18/17	L	Nebraska	57-58
1/31/25	W	@Chicago	24-23	3/16/68	W	10-vs Kentucky	82-81(5)	2/28/17	W	@Penn State	71-70
1/30/26	L	@Chicago	20-21	12/16/68	W	@Washington State	75(13)-74	11/26/17	L	23-vs. Butler	66-67
2/20/26	W	Michigan	32-31	1/24/70	L	@Minnesota	76-77	2/7/18	W	@Purdue	64(14)-63(3)
3/8/26	L	@Iowa	17-18	3/18/71	W	11-vs Marquette	60(10)-59(2)	3/2/18	L	24-vs. Penn State	68(13)-69
1/18/27	W	Illinois	29-28	12/18/74	L	Virginia Tech	71-72	12/26/20	L	@Northwestern	70(23)-71
12/17/27	W	Muskingum	28-27	12/30/74	L	12-vs Villanova	86-87	3/13/21	W	21-vs. Michigan	68(9)-67(4)
3/2/29	L	Michigan	26-27	12/22/75	W	Evansville	79-78				
1/18/30	L	3-@Ashland	27-28	1/5/76	L	@Wisconsin (ot)	81-82				
2/21/30	L	3-@Bluffton	27-28	1/19/76	W	Illinois	64-63				
2/22/30	W	Army	31-30	2/7/76	L	Michigan State (ot)	82-83				
2/2/31	L	@Columbia	29-30	12/18/76	L	Washington State	66-67				
2/16/31	L	Chicago	25-26	2/28/77	L	@Michigan State	79-80				
2/21/31	L	Minnesota	21-22	12/3/77	L	@Vermont	76-77				
12/31/31	L	Vanderbilt	27-28	11/25/78	L	@Butler	86-87				
1/5/32	W	@Illinois	29-28	12/30/78	L	13-vs Rutgers (3ot)	96-97				
1/23/32	L	@Northwestern	24-25	1/19/80	L	@Michigan (ot)	74(2)-75				
2/4/33	L	@Minnesota	24-23	1/26/80	L	Wisconsin	71(4)-72				
2/18/33	L	Purdue	28-27	2/23/80	W	Iowa	70(11)-69				
12/8/34	W	Ohio University	31-30	11/29/81	W	14-vs Georgetown	47-46(5)				
1/8/38	L	@Northwestern	34-35	1/14/82	W	@Illinois (ot)	51-50				
2/4/39	W	@Minnesota	31-30	2/4/82	W	Michigan State (ot)	50-49				
1/1/40	L	Cornell	28-29	2/18/82	W	Michigan	64-63				
12/30/42	L	@Rochester	52-53	3/3/83	L	Illinois (ot)	73(14)-74				
2/19/44	W	@Illinois	54-53	2/16/84	L	@Northwestern	60-61				
2/9/46	W	Indiana (ot)	53-52	12/1/84	W	Arkansas	85-84(17)				
2/1/47	L	Illinois	58-59	12/29/86	W	15-vs Kansas (ot)	79-78(13)				
2/22/47	W	@Wisconsin	57-56	12/19/87	L	Dayton	80-81				
1/10/49	L	Illinois	63-64	1/9/88	L	@Wisconsin	63-64				

(#) indicates AP ranking



Keita Bates-Diop

OSU IN ONE-POINT GAMES (72-62)

Home	33-27 (.550)
Away	23-25 (.479)
Neutral	16-10 (.615)
Totals	72-62 (.537)

- 1 at Daily News
- 2 at Dayton, Ohio
- 3 Game played by "B" team
- 4 MSU Holiday Classic, East Lansing, Mich.
- 5 at NCAA Eastern Regionals, New York
- 6 ECAC Holiday Tournament, New York
- 7 at NCAA Mideast Regionals, Louisville, Ky.
- 8 Centennial B-ball Classic, Morgantown, W.Va.
- 9 at Greensboro, N.C.
- 10 at NCAA Mideast Regionals, Lexington, Ky.
- 11 NCAA Mideast Regionals, Athens, Ga.
- 12 at Rainbow Classic, Honolulu, Hawai'i
- 13 ECAC Holiday Tournament, New York
- 14 Great Alaska Shootout, Anchorage, Alaska
- 15 Rainbow Classic, Honolulu
- 16 NCAA 1st Round, Salt Lake City, Utah
- 17 at Big Ten Tournament, Chicago
- 18 at Maui Invitational, Maui, Hawai'i
- 19 at Big Ten Tournament, Indianapolis
- 20 NCAA South Regional, San Antonio, Texas
- 21 at Big Ten Tournament, Indianapolis
- 22 NCAA 2nd Round, Buffalo, N.Y.
- 23-PK80, Portland, Oregon
- 24-at Big Ten Tournament, New York



OHIO STATE IN ONE-POINT GAMES

HOME (33-27)

Date	W/L	Opponent	Score(1)
2/7/00	W	Circleville	14-13
2/9/01	L	Circleville	7-8
1/17/06	W	Ohio Medical University	8-7
2/13/08	L	Western Reserve	19-20
1/14/11	W	Denison	33-32
2/10/12	L	Rochester	24-25
2/13/15	W	Oberlin	23-22
1/23/17	W	Ohio Wesleyan	23-22
12/11/20	W	Wittenberg	27-26
12/15/20	L	Ohio Wesleyan	33-34
12/31/20	W	Cornell	33-22
12/30/21	W	Dartmouth	24-23
2/20/26	W	Michigan	32-31
1/18/27	W	Illinois	29-28
12/17/27	W	Muskingum	28-27
3/2/29	L	Michigan	26-27
2/22/30	W	Army	31-30
2/16/31	L	Chicago	25-26
2/21/31	L	Minnesota	21-22
12/31/31	L	Vanderbilt	27-28
2/18/33	L	Purdue	28-27
12/8/34	W	Ohio University	31-30
1/1/40	L	Cornell	28-29
2/9/46	W	Indiana (ot)	53-52
2/1/47	L	Illinois	58-59
1/10/49	L	Illinois	63-64
3/9/50	W	Butler	66(2)-65
12/15/51	W	Butler	75-74
1/7/52	W	Indiana	73-72(5)
1/21/52	W	Minnesota	59-58
1/29/55	W	Northwestern	91-90(16)
1/9/60	W	Indiana	96(7)-95(11)
2/3/64	W	Michigan	86-85(2)
3/7/64	L	Michigan State	80-81
1/14/67	L	Indiana	80-81
2/1/67	L	Iowa	72-73
12/18/74	L	Virginia Tech	71-72
12/22/75	W	Evansville	79-78
1/19/76	W	Illinois	64-63
2/7/76	L	Michigan State (ot)	82-83
12/18/76	L	Washington State	66-67
1/26/80	L	Wisconsin	71(4)-72
2/23/80	W	Iowa	70(11)-69
2/4/81	W	Michigan State (ot)	50-49
2/18/82	W	Michigan	64-63
3/3/83	L	Illinois (ot)	73(14)-74
12/1/84	W	Arkansas	85-84(17)
12/19/87	L	Dayton	80-81
2/27/88	L	Michigan State (ot)	77-78
2/23/91	W	Minnesota	63(2)-62
3/3/91	W	Michigan State	65(2)-64
12/15/94	W	Tenn-Chattanooga (ot)	84-83
1/17/96	W	Northwestern	72-71
1/18/03	L	Wisconsin	52-53
3/7/04	L	Illinois	63-64(18)
3/6/05	W	Illinois	65-64(1)
2/25/07	W	Wisconsin	49(2)-48(1)
1/29/14	L	Penn State	70(24)-71
1/5/17	L	Purdue	75-76(20)
2/18/17	L	Nebraska	57-58

(#) indicates AP ranking

AWAY (23-24)

Date	W/L	Opponent	Score(1)
2/16/07	L	@Wooster	28-29
2/9/15	W	@Iowa	17-16
12/29/15	W	@Piqua	33-32
12/23/16	L	@Miami (Ohio)	23-24
1/2/17	W	@Detroit YMCA	25-24
2/3/17	L	@Minnesota	24-25
2/7/19	W	@Indiana	22-21
2/28/20	L	@Indiana	16-17
2/19/21	W	@Chicago (ot)	31-30
1/8/24	L	@Purdue	23-24
1/31/25	W	@Chicago	24-23
1/30/26	L	@Chicago	20-21
3/8/26	L	@Iowa	17-18
2/2/31	L	@Columbia	29-30
1/5/32	W	@Illinois	29-28
1/23/32	L	@Northwestern	24-25
2/4/33	L	@Minnesota	24-23
1/8/38	L	@Northwestern	34-35
2/4/39	W	@Minnesota	31-30
12/30/42	L	@Rochester	52-53
2/19/44	W	@Illinois	54-53
2/22/47	W	@Wisconsin	57-56
2/6/50	W	@Indiana	56(7)-55(12)
2/13/50	W	@Missouri	47(4)-46
2/20/60	W	@Michigan State	84(4)-83
2/18/61	W	@Iowa	62(1)-61(9)
12/8/65	W	@Butler	75-74
2/5/66	L	@Illinois	77-78
2/26/66	L	@Northwestern	77-78
2/5/68	W	@Indiana	78-77
12/16/68	W	@Washington State	75(13)-74
1/24/70	L	@Minnesota	76-77
1/5/76	L	@Wisconsin (ot)	81-82
2/28/77	L	@Michigan State	79-80
12/3/77	L	@Vermont	76-77
11/25/78	L	@Butler	86-87
1/19/80	L	@Michigan (ot)	74(2)-75
1/14/81	W	@Illinois (ot)	51-50
2/16/84	L	@Northwestern	60-61
1/9/88	L	@Wisconsin	63-64
2/18/89	L	@Northwestern	69 (16)-70
3/1/97	L	@Penn State	55-56
1/29/11	W	@Northwestern	58(1)-57
2/1/14	W	@Wisconsin	59(24)-58(14)
1/18/17	W	@Nebraska	67-66
2/28/17	W	@Penn State	71-70
2/7/18	W	@Purdue	64(14)-63(3)
12/26/20	L	@Northwestern	70(23)-71

NEUTRAL (15-10)

Date	W/L	Opponent	Score(1)
1/3/13	W	1-vs Wooster	27-26
12/17/15	L	2-vs St. Mary's	23-24
1/18/30	L	3-@Ashland	27-28
2/21/30	L	3-@Bluffton	27-28
12/28/49	W	4-vs Cornell	43-42
3/23/50	L	5-CC-New York	55(2)-56
12/26/56	W	6-vs Temple	64-63
3/17/61	W	7-@Louisville	56(1)-55
12/6/63	L	8-vs Duke	75(7)-76(4)
12/29/66	W	9-vs Duke	83-82
3/16/68	W	10-vs Kentucky	82-81(5)
3/18/71	W	11-vs Marquette	60(10)-59(2)
12/30/74	L	12-vs Villanova	86-87
12/30/78	L	13-vs Rutgers (3ot)	96-97
11/29/81	W	14-vs Georgetown	47-46(5)
12/29/86	W	15-vs Kansas (ot)	79-78(13)
3/15/90	W	16-vs Providence (ot)	84-83
3/15/03	W	17-vs. Michigan State	55-54
11/26/03	W	18-vs. Villanova	67-66
3/11/06	W	19-vs. Indiana	52(7)-51
3/22/07	W	20-vs. Tennessee	85(1)-84(22)
3/12/10	W	21-vs. Michigan	69(5)-68
3/20/14	L	22-vs. Dayton	59(22)-60
11/26/17	L	23-vs. Butler	66-67
3/2/18	L	24-vs. Penn State	68(13)-69
3/13/21	W	21-vs. Michigan	68(9)-67(4)



Ohio State in 100-Point Games

Ohio State 100-Point Games

Date	W/L	Opponent	Score (AP) OSU-Opp.
12/21/1953	W	@Miami, Fla.	106-81
12/18/1954	W	@Oklahoma	102(14)-84
1/14/1956	W	Wisconsin (2ot)	100(7)-98
2/4/1956	W	Indiana	100-82
12/3/1956	W	Pittsburgh	100-69
1/1/1959	W	Brigham Young	100-81
2/28/1959	W	Michigan	106-83
1/11/1960	W	Delaware	109(7)-38
1/30/1960	W	Michigan State	111(5)-79
2/8/1960	W	@Wisconsin	106(4)-69
2/15/1960	W	@Illinois	109(4)-81(20)
12/10/1960	W	Army	103-54
1/30/1961	W	@Wisconsin	100(1)-68
2/6/1961	W	Indiana	100(1)-65
12/28/1961	W	1-vs. UCLA	105(1)-84
2/24/1962	W	Illinois	102(1)-79
12/22/1962	W	@Detroit	101(3)-66
1/4/1964	W	@Wisconsin	101-85
2/10/1964	W	Illinois	110-92
2/22/1965	W	Michigan State	101-90
2/27/1965	W	Northwestern	100-87
2/21/1966	W	@Minnesota	102-98
3/6/1967	W	Illinois	100-79
1/6/1968	W	Purdue	108-80
1/20/1968	W	Michigan	103-70
3/2/1968	W	Indiana	107-93
3/4/1969	W	Indiana	108-86
12/6/1969	W	@Butler	112(18)-89
12/8/1969	W	Northern Illinois	106(18)-99
1/13/1970	W	Michigan	103-95
2/14/1970	W	@Indiana	100-83
12/29/1970	W	2-vs. Harvard	103-87
2/29/1972	W	Illinois	103(14)-70
12/21/1972	W	Ohio University	112-80
2/19/1973	W	Purdue	102-79
3/10/1973	W	@Michigan	102-86
12/27/1974	W	3-vs. Pennsylvania	106-94(9)
11/30/1977	W	Stetson	108-71
2/25/1978	W	Northwestern	103-76
2/12/1981	W	@Michigan	105-87(13)
12/4/1986	W	Siena	101-57
3/4/1987	W	Florida International	106-70
12/14/1988	W	Nebraska	103(14)-76
12/17/1988	W	@Dayton	104(14)-76
1/9/1989	W	Radford	108(14)-61
1/19/1989	W	Iowa	102(16)-91(7)
1/26/1989	W	Northwestern	100(17)-68
11/27/1989	W	Mount St. Mary's	102-63
2/1/1990	W	Northwestern	101-77
11/25/1990	W	Bethune-Cookman	111(10)-72
11/28/1990	W	Delaware State	116(11)-67
12/1/1990	W	Youngstown State	112(11)-67

OHIO STATE IN 100-POINT GAMES (76-1)

Total 100-Point Games	77 (76-1 rcd.)
(58 home, 16 away, 3 neutral)	
Home Record	58-0
Away Record	15-1
Neutral Record	3-0
Overtime Record	1-1
100-Point Games In One Season	7
1990-91 (GMs 1,2,3,4,6,7,&13)	
Consecutive 100-Point Games	4
1990-91 (GM1,2,3&4)	
Smallest Margin Of Victory	2
vs Wisconsin (100-98), 1-14-56	
Largest Margin Of Victory	72
vs Chicago State (116-44), 11/20/81	

OPPONENTS' 100-POINT GAMES (0-20)

Total 100-Point Games	20
(3 at OSU, 14 away, 3 neutral)	
100-Point Games in One Season	3
(1964-65)	
Smallest Margin Of Victory	3
at Michigan State (102-99), 1/27/64	
Largest Margin Of Victory	47
at Illinois (111-64), 2/10/56	

12/8/1990	W	Chicago State	112(9)-54
12/15/1990	W	@American	109(7)-73
12/17/1990	W	Tennessee State	103(7)-66
1/10/1991	W	@Northwestern	102(4)-62
11/30/1991	W	Chicago State	116(4)-44
12/14/1991	W	Howard	114(4)-53
11/27/1993	W	Missouri-St. Louis	110-73
1/8/1995	W	George Mason	121-96
12/16/1995	W	Seton Hall	105-96
12/14/1996	W	George Mason	102-72
12/22/2004	W	Mercer	102-77
1/15/2005	L	@LSU (2ot)	101-113
1/5/2006	W	Penn State	104(18)-69
11/10/2006	W	Virginia Military	107(7)-69
11/9/2009	W	Alcorn State	100(16)-60
11/28/2009	W	St. Francis (Pa.)	110(17)-47
12/5/2009	W	Eastern Michigan	111(15)-60
11/12/2010	W	North Carolina A&T	102(4)-61
12/27/2010	W	Tennessee Martin	100(2)-40
11/23/2011	W	Virginia Military	107(3)-74
11/23/2014	W	Sacred Heart	106(20)-48
12/27/2014	W	Wright State	100(21)-55
11/25/2016	W	Marshall	111-70
11/11/2018	W	Purdue Fort Wayne	107-61
12/7/2019	W	Penn State	106(6)-74

1-LA Holiday Classic (LA Sports Arena), Los Angeles, California

2-Far West Classic, Portland, Oregon

3-Rainbow Classic, Honolulu, Hawaii

Opponent 100-Point Games

Date	W/L	Opponent	Score (AP) OSU-Opp.
2/10/1956	L	@Illinois	64-111(6)
2/2/1959	L	Indiana	92-122
1/27/1964	L	@Michigan State	99-102
12/22/1964	L	@Brigham Young	71-112
2/1/2065	L	@Michigan	61-100(1)
3/1/1965	L	@Indiana	90-110(7)
12/30/1966	L	1-vs. North Carolina	82-105(3)
1/30/1967	L	@Northwestern	77-100
3/3/1970	L	@Iowa	92-113(8)
12/28/1974	L	2-vs. Indiana	71-102(2)
2/3/1975	L	Michigan State	83-101
2/24/1983	L	@Michigan State (3ot)	94(15)-101
1/8/1987	L	@Michigan	92-107
12/16/1987	L	@Florida	69-102(11)
2/17/1988	L	@Illinois	86-118
12/22/1993	L	3-vs. Kentucky	88-100(5)
1/22/1994	L	@Purdue	63-101(12)
2/7/1998	L	Purdue	75-107(10)
1/15/2005	L	@LSU (2ot)	101-113
1/16/2016	L	@Maryland	65-100(3)

1-at Charlotte, N.C.

2-Rainbow Classic, Honolulu, Hawaii

3-at Maui Invitational, Maui, Hawaii



OSU ALL-TIME DOUBLE-DOUBLES

An Ohio State player has recorded at least one double-double, a combination of 10 or more points, rebounds, assists, steals or blocks, in 938 games since 1955-56, the first season in which rebound totals for every game are available for OSU players. The NCAA has been compiling statistics for assists since 1984 and blocked shots and steals since 1986. Ohio State has five triple-doubles in its history, the first was a 27-point, 11-rebound, 10-assist effort by Dennis Hopson in a 96-75 win over Ohio Dec. 6, 1986. Evan Turner recorded a pair of triple-doubles as a junior in 2009-10 and D'Angelo Russell record one as a freshman in 2015. Another rookie, JaQuan Lyle in 2016, recorded a triple double vs. Rutgers in Columbus.

Ohio State Team Double-Double Records

Games with	W	L	OSU W%	Total
1 or more	660	278	.704	938
2 or more	145	52	.736	197
3 D-Ds	14	1	.933	15

Ohio State Individual Triple-Doubles Record

	Pts.	Rebs.	Asts.
Dennis Hopson	27	11	10
12/6/86, 95-75 win vs. Ohio University St. John Arena, Columbus, Ohio			
Evan Turner	14	17	10
11/9/09, 100-60 win vs. Alcorn State Value City Arena, Columbus, Ohio			
Evan Turner	16	10	11
11/28/09, 84-64 win vs. Lipscomb Value City Arena, Columbus, Ohio			
D'Angelo Russell	23	11	11
2/8/15, 79-60 win at Rutgers Rutgers Athletic Center, Piscataway, N.J.			
JaQuan Lyle	16	12	11
1/13/16, 94-68 win vs. Rutgers Value City Arena, Columbus, Ohio			

Ohio State Individual Double-Double Records

A total of 123 men's basketball players have recorded at least one double-double during their Ohio State careers. Jerry Lucas heads that list with a remarkable 78 games with at least 10 points and 10 rebounds. He played in a total of 82 games as a Buckeye. In the four games in which he did not record a double-double, he scored nine points twice (with 10+ rebs.) and recorded nine rebounds once with an eight-rebound game in the other while scoring 10+ points. He had 26 double-doubles in each of his three eligible seasons as a Buckeye from 1960-62.

Rk.	Name	Total	Years
1.	Lucas, Jerry	78	1960-62
2.	Williams, Herb	59	1978-81
3.	Hosket, Bill	51	1966-68
	Witte, Luke	51	1971-73
5.	Howard, Frank	49	1956-58
6.	Kellogg, Clark	43	1980-82
7.	Bradds, Gary	38	1962-64
8.	Sellers, Brad	37	1985-86
	Sorenson, Dave	37	1968-70
10.	Jared Sullinger	35	2010-11
11.	Carter, Perry	30	1988-91
12.	Evan Turner	27	2008-10
	Havlicek, John	27	1960-62
14.	Huston, Larry	25	1957-59
15.	Taylor, Craig	23	1973-76
16.	Keita Bates Diop	19	2015-18
	Sepic, Ron	19	1965-67
18.	Dials, Terence	18	2002/04-06
	Andreas, Bill	18	1973-75
	Campbell, Tony	18	1981-84
21.	Kaleb Wesson	17	2018-20

	Hopson, Dennis	17	1984-87
	Wenner, Steven	17	1973-75
24.	Clemons, Jim	16	1969-71
	Jackson, Wardell	16	1972-74
26.	Jae'Sean Tate	14	2015-18
	Trevor Thompson	14	2016-17
	Greg Oden	14	2007
	Dove, Robert	14	1964-66
30.	Sidle, Kenneth	12	1957-58
31.	Funderburke, L.	11	1992-94
	Redd, Michael	11	1998-2000
	Roberts, Joe	11	1958-60
	Stonerook, Shaun	11	1996-97
35.	Doughty, Jim	10	1962-63
	Shaffer, Jim	10	1963-65

There have been 42 seasons in Ohio State history in which a Buckeye has recorded 10 or more double-doubles. Jerry Lucas and Brad Sellers own the record for double doubles in a single season with 26. Lucas recorded 26 in each of three seasons at Ohio State (1960-62). Sellers tied the record in 1986 as a senior. Jared Sullinger tied an OSU freshman record held by Herb Williams (1977-78) with 18 D-Ds in 2010-11. Kaleb Wesson is the last to do so with 11 D-Ds in 2019-20.

Single Season Double-Double Totals

Rk.	Tot.	Name	Yr.	Season
1.	26	Jerry Lucas	So.	1959-60
	26	Jerry Lucas	Jr.	1960-61
	26	Jerry Lucas	Sr.	1961-62
	26	Brad Sellers	Sr.	1985-86
5.	22	Luke Witte	So.	1970-71
6.	20	Gary Bradds	Sr.	1963-64
	20	Bill Hosket	Sr.	1967-68
	20	Herb Williams	So.	1978-79
	20	Clark Kellogg	So.	1981-82
10.	18	Jared Sullinger	Fr.	2010-11
	18	Gary Bradds	Jr.	1962-63
	18	Herb Williams	Fr.	1977-78
13.	17	Jared Sullinger	So.	2011-12
	17	Frank Howard	Jr.	1956-57
	17	Frank Howard	Sr.	1957-58
	17	Bill Hosket	So.	1965-66
	17	Luke Witte	Jr.	1971-72
18.	16	Evan Turner	Jr.	2009-10
	16	Clark Kellogg	Jr.	1980-81
20.	15	Frank Howard	So.	1955-56
21.	14	Greg Oden	Fr.	2006-07
	14	Bill Hosket	Jr.	1966-67
	14	Herb Williams	Jr.	1979-80
24.	13	Keita Bates-Diop	RS-Jr	2017-18
	13	John Havlicek	Sr.	1961-62
	13	Dave Sorenson	So.	1967-68
	13	Dave Sorenson	Jr.	1968-69
	13	Craig Taylor	Jr.	1974-75
29.	12	Luke Witte	Sr.	1972-73
	12	Dennis Hopson	Sr.	1986-87
31.	11	Kaleb Wesson	Jr.	2019-20
	11	Trevor Thompson	Jr.	2016-17
	11	Robert Dove	Sr.	1965-66
	11	Dave Sorenson	Sr.	1969-70
	11	Bill Andreas	Sr.	1974-75
	11	Brad Sellers	Jr.	1984-85
37.	10	Larry Huston	Sr.	1958-59
	10	Jim Doughty	Sr.	1962-63
	10	Ron Sepic	So.	1964-65
	10	Steven Wenner	Jr.	1973-74
	10	Tony Campbell	Jr.	1982-83
	10	Perry Carter	Sr.	1990-91

It is again Jerry Lucas who holds the top spots at Ohio State for consecutive games with at least 10 or more points and rebounds. His record of 38-consecutive games with a double-double began Jan. 23, 1960 with 27 points and 13 rebounds in an 85-71 win at Purdue. The final game of the streak was a 27-point, 12-rebound effort in a 95-66 win at Illinois March 11, 1961. He scored nine points and grabbed 18 rebounds on March 17 that year against Louisville in the 1961 NCAA Midwest Regionals in Louisville, Ky., to end 38-consecutive games in which he played with at least 10 or more points and rebounds. A 24-game double-double streak began the next time out with 33 points and 30 rebounds vs. Kentucky (3/18/61) and ended the following year at Iowa (2/26/62) with 27 points and nine rebounds.

Rk. Streak Name (Dates)

1.	38	Jerry Lucas (Jan. 23, 1960-March 11, 1961)
2.	24	Jerry Lucas (March 18, 1961-Feb. 24, 1962)
3.	12	Gary Bradds (Dec. 6, 1963-Jan. 25, 1964)
	12	Luke Witte (Feb. 9-Dec. 1, 1971)
5.	11	Jerry Lucas (Dec. 1, 1959-Jan. 9, 1960)
6.	9	Frank Howard (Dec. 1, 1955-Jan. 5 1956)
	9	Frank Howard (Jan. 1-Feb. 1, 1958)
	9	Bill Hosket (Dec. 23, 1965-Jan. 31, 1966)
	9	Bill Hosket (Dec. 27, 1967-Jan. 29, 1968)
	9	Brad Sellers (Dec. 5, 1985-Jan. 9, 1986)

• **Ohio State's Last Win with D-D:** Justice Sueling (16/10) vs. Indiana (2/13/21, 78-59)

• **Last Loss with a D-D:** Duane Washington Jr. (18/10) ; E.J. Liddell (23/14) vs. Oral Roberts (3/19/21, 72-75)

• **Last win with 2 D-Ds:** Keita Bates-Diop (35/13); Kaleb Wesson (10/10) vs. Illinois (2/4/18, 75-67)

• **Last loss with 2 D-Ds:** Duane Washington Jr. (18/10) ; E.J. Liddell (23/14) vs. Oral Roberts (3/19/21, 72-75)

• **Last win with 3 D-Ds:** Kosta Koufos (12/12), Othello Hunter (13/10) and Jamar Butler (22/12 assts.) vs. UMBC (12/29/07, 92-83)

• **Last Loss with 3 D-Ds:** Frank Howard (15/10), Kenneth Sidle (16/11) and Larry Huston (13/10) vs. Texas A&M (12/14/57, 69-72)

• **Last home win with a D-D:** Justice Sueling (16/10) vs. Indiana (2/13/21, 78-59)

• **Last home loss with a D-D:** E.J. Liddell (23/10) vs. No. 3 Michigan (2/21/21, 87-92)

• **Last home win with 2 D-Ds:** Keita Bates-Diop (35/13); Kaleb Wesson (10/10) vs. Illinois (2/4/18, 75-67)

• **Last home loss with 2 D-Ds:** Perry Carter (20/11) and Grady Mateen (18/10) vs. Indiana (3/1/89, 66-73)

• **Last home win with 3 D-Ds:** Kosta Koufos (12/12), Othello Hunter (13/10) and Jamar Butler (22/12assts.) vs. UMBC (12/29/07, 92-83)

Note: Numbers following player names in () are points/rebounds unless otherwise indicated.



Ohio State Big Ten Tournament Notes

Ohio State by Seed

1 Seed	11-2	7 Seed	1-1
2 Seed	3-1	8 Seed	4-2
3 Seed	2-1	9 Seed	0-1
5 Seed	7-4	11 Seed	0-2
6 Seed	2-2	Total	30-16

Ohio State by Location

Chicago	12-6	Indianapolis	18-8
Washington	0-1	New York	0-1

Ohio State by Opponent

Illinois	1-2	Nebraska	2-0
Indiana	2-2	Northwestern	1-0
Iowa	1-1	Penn State	4-2
Maryland	0-0	Purdue	4-1
Michigan St.	3-5	Rutgers	0-1
Michigan	5-1	Wisconsin	4-1
Minnesota	3-0	Total	30-16

Big Ten Tournament Locations

1998	--	United Center, Chicago
1999	--	United Center, Chicago
2000	--	United Center, Chicago
2001	--	United Center, Chicago
2002	--	Conseco Fieldhouse, Indianapolis
2003	--	United Center, Chicago
2004	--	Conseco Fieldhouse, Indianapolis
2005	--	United Center, Chicago
2006	--	Conseco Fieldhouse, Indianapolis
2007	--	United Center, Chicago
2008	--	Conseco Fieldhouse, Indianapolis
2009	--	Conseco Fieldhouse, Indianapolis
2010	--	Conseco Fieldhouse, Indianapolis
2011	--	Bankers Life Fieldhouse, Indianapolis
2012	--	Bankers Life Fieldhouse, Indianapolis
2013	--	United Center, Chicago
2014	--	Bankers Life Fieldhouse, Indianapolis
2015	--	United Center, Chicago
2016	--	Bankers Life Fieldhouse, Indianapolis
2017	--	Verizon Center, Washington, D.C.
2018	--	Madison Square Garden, New York
2019	--	United Center, Chicago
2020	--	CANCELLED
2021	--	Lucas Oil Stadium, Indianapolis
2022	--	Gainbridge Fieldhouse, Indianapolis

Ohio State In the Big Championship Game

2003	--	Illinois 72, Ohio State 59
2006	--	Iowa 67, Ohio State 60
2007	--	Ohio State 66, Wisconsin 49
2009	--	Purdue 65, Ohio State 61
2010	--	Ohio State 90, Minnesota 61
2011	--	Ohio State 71, Penn State 60
2012	--	Michigan State 68, Ohio State 64
2013	--	Ohio State 50, Wisconsin 43
2021	--	Illinois 91, Ohio State 88

The Buckeyes at the BTT

Games	48#	1st-t		
W-L	27-15*	3/1	FTM	664 1st
Win Pct.	.643	2nd	FTA	960 1st
FGM	1,178	1st	FT%	.692 9th
FGA	2,653	1st	Rebs	1,684 2nd
FG%	.444	1st	Assists	659 3rd
3FGM	285	3rd	Steals	299 2nd
3FGA	858	3rd	Blocks	212 1st
3FG%	.332	9th	Points	3,305 1st
2FG%	.497	1st	Pts./gm	68.9 1st

#Six game results vacated (4-2/)

*Fewest Loses

Ohio State Game Highs

Points:	*94 vs. Illinois (W, 94-88) 3/9/02
FGM:	37(61) vs. Purdue (W, 88-71) 3/9/12
FGA:	68 (26) vs. Penn State (L, 66-71) 3/10/00
FG%:	.607 (37-61) vs. Purdue (W, 88-71) 3/9/12
3FGM:	12 (26) vs. Michigan State (L, 77-70) 3/15/19
	12(22) vs. Michigan (W, 68-67) 3/13/21
3FGA:	31 (11) vs. Penn State (W, 72-69) 3/10/05
	31 (11) vs. Purdue (W, 87-78) 3/12/21
3FG%:	.583 (7-12) vs. Michigan (W, 69-68) 3/12/10
FTM:	*27 (32) vs. Iowa (L, 66-75) 3/09/01; *(36) vs. Illinois (W 94-88) 3/9/02)
FTA:	*39 (27) vs. Iowa (L, 66-75) 3/09/01
	39 (26) vs. Penn State (W, 79-75) 3/10/16
FT% (10 att):	1.000 (10-10) vs. Michigan State (L, 77-70) 3/16/19
ORebs:	21(3) last vs. Northwestern (W, 67-61 ot) 3/11/11
DRebs:	32 vs. Purdue (W, 88-71) 3/09/12
Rebs:	49 vs. Purdue (W, 63-52) 3/10/07
Assists:	22 vs. Indiana (W, 79-71) 3/14/19
Steals:	13 vs. Iowa (W, 81-64) 3/10/02
Blocks:	10 vs. Purdue (W, 63-61) 3/13/14

* Game statistics stand though result vacated by NCAA.

Opponent Game Highs

Points:	91 by Illinois (L ot, 88-91) 3/14/21
FGM:	31(75) by Illinois (W 2ot, 88-81) 3/13/10
FGA:	77(28) by Minnesota (W ot, 79-75) 3/11/21
FG%:	.547 (29-53) by Illinois (W, 94-88) 3/9/02
3FGM:	12 (26) by Purdue (W, 88-81) 3/9/12
	12 (23) by Michigan (L 69-72) 3/15/14
3FGA:	32 (8) by Minnesota (W ot, 79-75) 3/11/21
3FG%:	.526 (10-19) by Illinois (W, 94-88) 3/9/02
FTM:	31 (45) by Iowa (L, 66-75) 3/09/01
FTA:	45 (31) by Iowa (L, 66-75) 3/09/01
FT% (10 att):	.944 (17-18) by Indiana (L, 69-83) 3/11/04
ORebs:	22 by Michigan (W, 72-62) 3/9/07
DRebs:	31 by Iowa (L, 60-67) 3/12/06
	31 by Illinois (W 2ot, 88-81) 3/13/10
Rebs:	47 by Michigan (W, 72-62) 3/9/07
	47 by Rutgers (L, 66-57) 3/8/17
Assists:	23 by Michigan State (L, 67-76) 3/13/15
Steals:	13 by Illinois (W 2OT, 88-81) 3/13/10
Blocks:	8 by Michigan State (L, 67-76) 3/13/15



OHIO STATE BIG TEN TOURNAMENT RECORDS

OHIO STATE INDIVIDUAL BIG TEN TOURNAMENT RECORDS

Points	32, Michael Redd vs. Illinois (3/6/99) 32, Duane Washington Jr. vs. Illinois (3/14/21)
Rebounds	*19, Greg Oden vs. Purdue (3/10/07) 18, Jared Sullinger vs. Northwestern (3/11/11) Off.*9, Greg Oden vs. Purdue (3/10/07) Def.11, LaQuinton Ross vs. Nebraska (3/14/14)
FG	12 (18), Evan Turner vs. Minnesota (3/14/10) 12 (17), Jared Sullinger vs. Purdue (3/9/12) 12 (21), Duane Washington Jr. vs. Illinois (3/14/21)
FGA	23 (9), Brent Darby vs. Illinois (3/16/03)
FG% (min 10)706 (12-17), Jared Sullinger vs. Purdue (3/9/12)
3FG	5, Five times
3FGA	14 (2), Scoonie Penn vs. Penn St. (3/10/00)
3FG% (min 4)800 (4-5), Andre Wesson vs. Michigan State (3/15/19) .800 (4-5), Kyle Young vs. Purdue (3/12/21)
FT	*16 (18), Jared Sullinger vs. Northwestern (3/11/11)
FTA	*18 (16), Jared Sullinger vs. Northwestern (3/11/11)
FT% (min 10)923 (12-13), Brian Brown vs. Illinois (3/9/02)
Assists	9, Shannon Scott vs. Michigan State (3/13/15); Aaron Craft vs. Michigan State (3/16/13)
Blocks	5, Othello Hunter vs. Michigan State (3/14/08)
Steals	5, Brent Darby vs. Iowa (3/13/03)
Minutes	*50, David Lighty and William Buford vs. Illinois (3/12/10)

*Indicates Big Ten Tournament single game record.

OSU BIG TEN TOURNAMENT TEAM HIGHS

Points	94, vs. Illinois (3/9/02)
FG	*37 (61), vs. Purdue (3/9/12)
FGA	68 (26) vs. Penn State (3/10/00)
FG%607 (37-61) vs. Purdue (3/9/12)
3FG	12 (26) vs. MSU (3/15/19); (22) vs. Minnesota (3/14/10) 12 (22) vs. Michigan (3/13/21)
3FGA	31 (11) vs. Penn State (3/10/05); 31 (11) vs. Purdue (3/12/21)
3FG%583 (7-12) vs. Michigan (3/12/10)
FT	27 (36) vs. Illinois (3/9/02) 27 (39) vs. Iowa (3/9/01)
FTA	39 (27) vs. Iowa (3/9/01); (26) vs. PSU (3/10/16)
FT% (10 made)	1.000 (10-10) vs. MSU (3/15/19)
Rebounds	49 vs. Purdue (3/10/07) Off.21 vs. Northwestern (3/11/11); vs. Purdue (3/10/07); vs. Penn State (3/10/00) Def.32 vs. Purdue (3/9/12)
Fouls	31 vs. Iowa (3/9/01)
Assists	22 vs. Indiana (3/14/19)
Turnovers	18 vs. Illinois (3/6/99); vs. Illinois (3/13/10)
Blocks	10 vs. Purdue (3/13/14);
Steals	13 vs. Iowa (3/10/02)

*Indicates Big Ten Tournament single game record.

OSU BIG TEN TOURNAMENT TEAM Lows

Points	49 vs. Wisconsin (3/11/05)
FG	16 (41) vs. Michigan State (3/15/03)
FGA	38 (19) vs. Wisconsin (3/13/09)
FG%322 (19-59) vs. Northwestern (3/11/11)
3FG	1 (16) vs. Wisconsin (3/17/13); (14) vs. Purdue (3/13/14); (11) vs. Michigan State (3/11/16)
3FGA	9 (5) vs. Wisconsin (3/14/03)
3FG%063 (1-16) vs. Wisconsin (3/17/13)
FT	5 (6) vs. Wisconsin (3/11/05)
FTA	6 (5) vs. Wisconsin (3/11/05)
FT%500 (6-12) vs. Michigan State (3/16/13)
Rebounds	23 vs. Michigan (3/12/10) Off.3 vs. Nebraska (3/15/13) Def.16 vs. Michigan (3/12/10)
Fouls	7 vs. Wisconsin (3/11/07)
Assists	3 vs. Northwestern (3/11/11)
Turnovers	5 vs. Michigan State (3/16/13); Michigan (3/9/07)
Blocks	1 several, last vs. vs. Michigan State (3/15/19)
Steals	0 vs. Michigan (3/13/21)

OPPONENT INDIVIDUAL 1-GAME BIG TEN TOURNAMENT RECORDS

Points	28, Drew Neitzel, Michigan State (3/14/08)
Rebounds	18, Mike Davis, Illinois (3/13/10) Off.8, Trevion Williams, Purdue (3/12/21) Def.12, Mike Davis, Illinois (3/13/10)
FG	12 (23), Trevion Williams, Purdue (3/12/21)
FGA	23 (12), Trevion Williams, Purdue (3/12/21)
FG% (min 10)714 (10-14), Jarrett Stephens, Penn State (3/10/00)
3FG	8 (10), Devonte Green, Indiana (3/14/19)
3FGA	12 (6), Drew Neitzel, Michigan St. (3/14/08) 12 (4), Marcus Carr, Minnesota (3/11/21)
3FG% (min 5 att.)800 (8-10), Devonte Green, Indiana (3/14/19); (4-5), Sean Harrington, Illinois (3/16/03)
FT	9 (10), Louis Bullock, Michigan (3/5/99) 9 (10), A.J. Guyton, Indiana (3/5/98) 9 (10), Glen Worley, Iowa (3/9/01) 9 (10), LaVell Blanchard, Michigan (3/8/02)
FTA	13 (6), Kofi Cockburn, Illinois (3/14/21)
FT% (Min 8)900 (9-10), Louis Bullock, Michigan (3/5/99) .900 (9-10), A.J. Guyton, Indiana (3/5/98) .900 (9-10), Glen Worley, Iowa (3/9/01) .900 (9-10), LaVell Blanchard, Michigan (3/8/02)
Assists	11, Ryan Tapak, Indiana (3/11/04)
Blocks	5, A.J. Hammons, Purdue (3/13/14)
Steals	4, Demetri McCamey, Illinois (3/13/10); Chris Kramer, Purdue (3/15/09)
Minutes	46, Mike Davis, Demetri McCamey, Illinois (3/13/10)

OPPONENT BIG TEN TOURNAMENT TEAM HIGHS

Points	91, Illinois (3/14/21)
FG	31 (75) Illinois (3/13/10); (64) Michigan State (3/11/16)
FGA	77 (28) Minnesota (3/11/21)
FG%547 (29-53), Illinois (3/9/02)
3FG	12 (26), vs. Purdue (3/9/12); (23), Michigan (3/15/14)
3FGA	32 (8), Minnesota (3/11/21)
3FG%526 (10-19), Illinois (3/9/02)
FT	31 (45), Iowa (3/9/01)
FTA	45 (31), Iowa (3/9/01)
FT% (Min 10)944 (17-18), Indiana (3/11/04)
Rebounds	47, Michigan (3/9/07); Rutgers (3/8/17) Off.22, Purdue (3/10/07) Def.31, Illinois (3/13/10); Iowa (3/12/06)
Fouls	27, Penn State (3/9/01)
Assists	23, Michigan State (3/13/15)
Turnovers	20, Illinois (3/6/99); Michigan (3/5/99)
Blocks	8, Michigan State (3/13/15)
Steals	13, Illinois (3/13/10)

OPPONENT BIG TEN TOURNAMENT TEAM Lows

Points	43, Wisconsin (3/17/13)
FG	15 (50), Michigan State (3/15/03)
FGA	47 (18), Wisconsin (3/17/13); (25), Michigan (3/14/14)
FG%300 (15-50), Michigan State (3/15/03)
3FG	2 (10), Purdue (3/13/14); (12), Wisconsin (3/11/05)
3FGA	10 (2), Purdue (3/13/14)
3FG%143 (3/21), Michigan State (3/14/09)
FT	3 (6), Wisconsin (3/11/07); Penn State (3/10/06)
FTA	6 (3), Wisconsin (3/11/07); Penn State (3/10/06)
FT%500 (4-8), Wisconsin (3/17/13); several others
Rebounds	23, Minnesota (3/14/10) Off.5, Wisconsin (3/17/13); Michigan (3/15/14) Def.15, Minnesota (3/14/10)
Fouls	10, Wisconsin (3/11/05)
Assists	7, Michigan State (3/14/09); Northwestern (3/11/11); Michigan State (3/11/12)
Turnovers	5, Northwestern (3/11/11); vs. Purdue (3/9/12)
Blocks	0, Penn State (3/10/00); Penn State (3/10/05)
Steals	1, Purdue (3/10/07)



VALUE CITY ARENA RECORDS

Ohio State's men's basketball team has played 399 games at Value City Arena since the facility opened for the 1998-99 season. A total of 6,003,184 fans have passed through the gates for an average of 15,512 fans per game. Those fans have been instrumental in the Buckeyes' 334-65 home record at Value City Arena. A total of 84 games have been sold out. The Buckeyes are 65-19 in those contests.

Ohio State is 57-16 in sold out games against the Big Ten, including a 22-11 record against ranked conference opponents.

The Buckeyes have been among the Top 25 teams nationally in average home attendance in each of the last 22 years and among the Top 10 in nine seasons (1999-00-01-02-03-07-12-13-14). Ohio State averaged 16,603 fans in 2001-02 to rank No. 5, then its third-consecutive Top 5 finish. The Buckeyes have been a draw on the road as well. Ohio State has been among the Top 15 in NCAA all-games attendance in 15 of the last 22 seasons, including a No. 2 ranking in 1999 and the No. 1 draw in all of college basketball in 2007.

(*attendance number exclude the 2020-21 season as fans were limited due to COVID)

VCA YEARLY ATTENDANCE RECORDS

Year	Games	Att.	Avg.	Won	Lost
1998-99	15	258,348	17,223	14	1
1999-00	17	317,936	18,702	15	2
2000-01	17	298,172	17,540	14	3
2001-02	17	282,250	16,603	15	2
2002-03	16	256,914	16,057	11	5
2003-04	15	217,817	14,521	8	7
2004-05	16	221,601	13,850	14	2
2005-06	17	261,622	15,390	16	1
2006-07	17	298,076	17,534	17	0
2007-08	18	311,785	17,321	15	3
2008-09	17	284,707	16,747	14	3
2009-10	18	255,265	14,181	17	1
2010-11	19	295,593	15,558	19	0
2011-12	19	312,747	16,460	17	2
2012-13	18	297,428	16,524	16	2
2013-14	20	329,481	16,474	17	3
2014-15	19	278,383	14,652	17	2
2015-16	21	257,957	12,284	15	6
2016-17	19	234,156	12,324	13	6
2017-18	18	242,916	13,495	16	2
2018-19	17	237,319	13,960	11	6
2019-20	17	252,711	15,794	15	2
2020-21	No attendance numbers due to COVID				
387	6,003,184	15,512	326	61	

* Includes 56 games (49-7) vacated by NCAA

VALUE CITY ARENA FIRSTS VS. OAKLAND

Ohio State played its first game in Value City Arena against Oakland University Nov. 13, 1998. The game was the first event (OSU athletics or otherwise) to be held in the \$110 million facility. Here are a few "Firsts" that occurred in that opening game.

OPENING TIP	TIME
OSU Ken Johnson (won)	Opening Tip
Opp. Dan Champagne	
FIRST FIELD GOAL	
OSU Michael Redd (3-pt.)	18:50
Opp Myke Thom (3-pt.)	18:25
FIRST TWO-POINT FIELD GOAL	
OSU Ken Johnson	18:01
Opp Dan Champagne	14:28
FIRST 3-POINTER	
OSU Michael Redd	18:50
Opp Myke Thom	18:25
FIRST FREE THROW	
OSU Michael Redd	15:59
Opp Mychal Covington	12:15
FIRST REBOUND	
OSU Ken Johnson	
Opp Myke Thom	
FIRST ASSIST	
OSU Scoonie Penn	18:50
Opp Brad Buddenberg	18:25
FIRST BLOCKED SHOT	
OSU Ken Johnson	9:29
Opp Brad Buddenberg	17:00
FIRST DUNK	
OSU Ken Johnson	10:41

NCAA ATTENDANCE IN VCA ERA

DIVISION I HOME ATTENDANCE LEADERS

Year	Gms.	Total	Avg.	NCAA Rank
1999	15	258,348	17,223	7
2000	17	317,936	18,702	5
2001	17	298,172	17,540	4
2002	17	282,250	16,603	5
2003	16	256,914	16,057	10
2004	15	217,817	14,521	18
2005	17*	233,169	13,716	16
2006	17	261,622	15,390	11
2007	18%	315,539	17,530	6
2008	20**	331,731	16,587	12
2009	18*	278,319	15,462	14
2010	18	255,265	14,181	16
2011	20*	302,498	15,125	13
2012	20%	330,210	16,511	8
2013	18	297,428	16,524	9
2014	20	329,481	16,474	8
2015	20%	292,968	14,648	16
2016	21	257,957	12,283	16
2017	19	234,156	12,324	24
2018	18	242,916	13,495	22
2019	18*	250,595	13,922	19
2020	18*	261,561	14,531	18
Totals	397	6,106,852	15,383	

*Includes games played at Nationwide Arena

**includes games played at St. John Arena

**Does not include 2021 season due to COVID restrictions

DIVISION I ALL GAMES ATTENDANCE

(HOME, AWAY, NEUTRAL)

Year	Total (Gms.)	Avg.	NCAA Rank
1999	601,779	(36)	16,716
2000	511,677	(30)	17,056
2001	489,192	(31)	15,780
2002	500,165	(32)	15,630
2003	469,620	(32)	14,676
2004	378,659	(30)	12,622
2005	412,657	(32)	12,896
2006	465,040	(32)	14,533
2007	786,276	(39)	20,161
2008	544,353	(37)	14,712
2009	477,008	(33)	14,455
2010	550,441	(37)	14,877
2011	558,661	(37)	15,099
2012	689,240	(39)	17,673
2013	564,638	(37)	15,260
2014	566,949	(35)	16,199
2015	507,711	(35)	14,506
2016	449,452	(35)	12,841
2017	409,493	(32)	12,797
2018	418,539	(34)	12,310
2019	444,641	(35)	12,704
2020	449,008	(31)	14,484
Totals	11,245,199	(751)	14,974

**Does not include 2021 season due to COVID restrictions


VALUE CITY ARENA SELLOUTS (OSU RECORD: 61-18)

Year	Opponent	W/L	OSU/Opp.	Attendance
1998-99 (1-0)				
11/20/98	Penn St.	W	70-62	19,500*
1999-00 (11-1)				
11/29/99	Vermont	W	74(15)-51	19,100*
12/22/99	Toledo	W	64(16)-61	19,100
12/27/99	Oakland	W	76(15)-50	19,100
12/29/99	American	W	79(15)-43	19,100
1/9/00	Minnesota	W	71(13)-63	19,100*
1/20/00	Mich. St.	W	78(13)-67(10)	19,100*
1/29/00	Purdue	W	68(8)-59	19,100*
2/2/00	Wisconsin	W	51(5)-48	19,100
2/9/00	Iowa	L	64(5)-67	19,100
2/12/00	Penn St.	W	88(5)-75	19,100
2/23/00	Northwestern	W	69(6)-49	19,100*
2/27/00	Illinois	W	64(6)-51	19,100*
2000-01 (3-2)				
12/23/00	Kansas	L	68-69(9)	19,200*
1/27/01	Mich. St.	W	64-55(3)	19,200*
1/31/01	Indiana	L	67-70	19,200*
2/10/01	Wisconsin	W	63-58(16)	19,200*
2/22/01	Illinois	W	63-61(3)	19,200*
2001-02 (5-1)				
1/5/02	Iowa	W	72-62(9)	19,200*
1/19/02	Indiana	W	73-67(25)	19,200*
1/29/02	Illinois	W	78(25)-67(12)	19,200*
2/2/02	Northwestern	W	58-57	19,200*
2/23/02	Purdue	W	77-66	19,200*
2/26/02	Michigan St.	L	76-81	19,200*
2002-03 (1-1)				
1/11/03	Indiana	W	81-69(15)	19,200
3/8/03	Michigan St.	L	58-72	19,200
2003-04 (0-1)				
1/4/04	Texas Tech	L	72-80	19,200
2004-05 (2-0)				
2/5/05	Michigan	W	72-46	19,200
3/6/05	Illinois	W	65-64(1)	19,200
2005-06 (4-1)				
1/15/06	Michigan State	L 2ot	59(19)-62(14)	18,500
2/12/06	Illinois	W	69(19)-53(10)	18,500
2/18/06	Northwestern	W	61(12)-52	18,500
2/25/06	Michigan	W	64(13)-54	18,500
3/5/06	Purdue	W	76(9)-57	18,500
2006-07 (12-0)				
11/17/06	Eastern Ky.	W	74(5)-45	18,882
12/19/06	Iowa State	W	75(3)-56	18,905
12/30/06	Coppin State	W	91(6)-54	18,943
1/2/07	Indiana	W	74(6)-67	18,813
1/13/07	Tennessee	W	68(5)-66(16)	18,817
1/17/07	Northwestern	W	73(7)-41	18,903
1/20/07	Iowa	W	82(7)-63	18,963
1/27/07	Michigan State	W	66(5)-64	18,965
2/6/07	Michigan	W	76(3)-63	18,927
2/10/07	Purdue	W	63(3)-56	18,988

2/21/07	Penn State	W	68(2)-60	18,957
2/25/07	Wisconsin	W	49(2)-48(1)	19,044
2007-08 (7-3)				
11/28/07	North Carolina	L	55-66(1)	19,049
12/22/07	Florida	W	62-49	19,049
1/22/08	Illinois	W	64-58	19,049
1/26/08	Minnesota	W	76-60	19,049
2/5/08	Michigan	W	65-55	19,049
2/10/08	Indiana	L	53-59(14)	19,049
2/24/08	Wisconsin	L	53-58(11)	19,049
3/4/08	Purdue	W 0t	80-77(15)	19,049
3/9/08	Michigan State	W	63-54(17)	19,049
3/26/08	Dayton	W	74-63	19,049
2008-09 (2-2)				
12/27/08	West Virginia	L	48(15)-76	19,049
2/7/09	Minnesota	W	64-58(19)	19,049
2/22/09	Illinois	L	68-70(18)	19,049
3/8/09	Northwestern	W	52-47	19,049
2009-10 (0-1)				
2/17/10	Purdue	L	60(4)-57(9)	19,049
2010-11 (5-0)				
1/15/11	Penn State	W	69(2)-66	18,809
2/3/11	Michigan	W	62(1)-53	18,809
2/15/11	Michigan State	W	71(2)-61	18,809
2/27/11	Indiana	W	82(2)-61	18,809
3/6/11	Wisconsin	W	93(1)-65(10)	18,809
2011-12 (4-2)				
11/29/11	Duke	W	85(2)-63(3)	18,809
12/29/11	Northwestern	W	87(2)-54	19,049
1/15/12	Indiana	W	80(5)-63(7)	18,809
1/29/12	Michigan	W	64(4)-49(20)	18,809
2/11/12	Michigan State	L	48(3)-58(11)	18,809
2/26/12	Wisconsin	L	60(8)-63(16)	18,809
2012-13 (3-2)				
12/22/12	Kansas	L	66(7)-74(9)	19,049
1/13/13	Michigan	W	56(15)-53(2)	18,809
2/10/13	Indiana	L	68(10)-81(1)	18,809
2/24/13	Michigan State	W	68(18)-60(4)	18,809
3/10/13	Illinois	W	68(14)-55	19,049
2013-14 (2-3)				
1/12/14	Iowa	L	74(3)-84(20)	18,809
2/8/13	Purdue	W	67-49	18,809
2/11/14	Michigan	L	60(22)-70(15)	18,809
2/22/14	Minnesota	W	64(24)-46	18,809
3/9/14	Michigan State	W	69-67(22)	18,809
2017-18 (1-0)				
2/10/18	Iowa	W	82(14)-64	18,809
2018-19 (0-1)				
1/5/19	Michigan State	L	77-86(6)	18,809
2019-20 (4-1)				
1/3/20	Wisconsin	L	57(5)-61	19,049
2/1/20	Indiana	W	68-59	18,809
2/15/20	Purdue	W	68-52	18,809

VALUE CITY ARENA






OHIO STATE CAPTAINS

1899	G.M. Karshner	1949	Bob Raidiger	1985	Troy Taylor	2011	Game-by-Game
1900	G.M. Karshner	1950	Dick Schnittker		Ronnie Stokes	2012	Game-by-Game
1901	Henry Houghton	1951	James Remington		Dave Jones	2013	Game-by-Game
1903	Walter Klie	1952	John Karaffa		Joe Concheck	2014	Game-by-Game
1904	Paul McClure	1953	Tom Williams	1986	Brad Sellers	2015	Game-by-Game
1905	Louis Hegelheimer	1954	Paul Ebert		Dennis Hopson	2016	Game-by-Game
1906	Thomas Foster	1955	John Miller	1987	Dennis Hopson	2017	Game-by-Game
1907	Walter Barrington	1956	Donald Kelley	1988	Curtis Wilson	2018	Game-by-Game
1908	H.J. Moore	1957	Gene Millard		John Anderson	2019	Game-by-Game
1909	Henry Taylor	1958	Frank Howard	1989	Jay Burson	2020	Game-by-Game
1910	Dick Rigby		James Laughlin		Jerry Francis	2021	Game-by-Game
1911	Carl Spangler	1959	Joe Carlson		Tony White	2022	Justin Ahrens
1913	Archer Reilly		Larry Houston	1990	Perry Carter		E.J. Liddell
1914	Dean Richmond	1960	Joe Roberts	1991	Perry Carter		Justice Sueing
1915	Boyd Cherry		Dick Furry	1992	Jamaal Brown		Kyle Young
1916	Dwight Ginn	1961	Larry Siegfried	1993	Tom Brandewie		
1917	Don Leader	1962	John Havlicek		Alex Davis		
1918	Charles Bolen	1963	Douglas McDonald	1994	Rickey Dudley		
1919	Edgar Weltner	1964	Gary Bradds		Jamie Skelton		
1920	Clarence McDonald	1965	Dick Ricketts	1995	Doug Etzler		
1921	William Slyker	1966	Bob Dove	1996	Rick Yudt		
1922	A. Greenspun	1967	Ron Sepic	1997	Damon Stringer		
1923	Dudley Robinson	1968	Bill Hosket Jr.		Otis Winston		
1924	Johnny Miner	1969	Denny Meadors	1998	Neshaun Coleman		
1925	George Cameron	1970	Dave Sorenson	1999	Neshaun Coleman		
1926	Ralph Sieffer	1971	Jim Cleamons		Scoonie Penn		
1927	William Hunt	1972	Mark Minor		Jason Singleton		
1928	Robin Bell	1973	Allan Hornyak	2000	Scoonie Penn		
1929	George Van Heyde	1974	Wardell Jackson		Michael Redd		
1930	Wesley Fesler	1975	Bill Andreas	2001	Ken Johnson		
1931	Richard Larkins	1976	Craig Taylor		Brian Brown		
1932	Joe Hoffer	1977	Larry Bolden	2002	Brian Brown		
1933	Howard Mattison	1978	Mike Cline	2003	Sean Connolly		
1934	Fred Conrad		Terry Burris		Brent Darby		
1935	William Beitner	1979	Kelvin Ransey	2004	Velimir Radinovic		
1936	Warren Whitlinger		Rick Smith		Terence Dials		
1937	Tippy Dye		Mike Cline	2005	Terence Dials		
1938	James McDonald	1980	Kelvin Ransey	2006	Terence Dials		
1939	James Hull		Herb Williams		Je'Kel Foster		
1940	Robert Lynch	1981	Carter Scott		J.J. Sullinger		
1941	Gil Mickelson		Herb Williams		Matt Sylvester		
1942	Jack Graf	1982	Larry Huggins	2007	Game-by-Game		
1943	Fred Miller		Clark Kellogg	2008	Jamar Butler		
1944	Don Grate	1983	Granville Waiters		Othello Hunter		
1945	Rodney Caudill		Larry Huggins		David Lighty		
1946	Ray Snyder	1984	Ronnie Stokes		Matt Terwilliger		
1947	Paul Huston		Tony Campbell	2009	Game-by-Game		
1948	Robert Donham			2010	Game-by-Game		

CONSENSUS ALL-AMERICANS



JOHNNY MINER
FORWARD – 1925*




WES FESLER
GUARD-- 1931*



JIMMY HULL
FORWARD – 1939*




DON GRATE
FORWARD – 1944@-45@




DICK SCHNITTKER
FORWARD – 1950*



ROBIN FREEMAN
GUARD – 1955@, 1956*



FRANK HOWARD
FORWARD – 1957@



JERRY LUCAS
CENTER – 1960*-61*-62*




LARRY SIEGFRIED
GUARD – 1961@



JOHN HAVLICEK
FORWARD – 1962@



GARY BRADDS
CENTER – 1963@, 1964*



KELVIN RANSEY
GUARD – 1980@




DENNIS HOPSON
GUARD – 1987@




JIM JACKSON
GUARD – 1991*, 1992*



SCOONIE PENN
GUARD – 2000@



GREG ODEN
CENTER – 2007@




EVAN TURNER
GUARD – 2010*



JARED SULLINGER
FORWARD – 2011*, 2012*



D'ANGELO RUSSELL
GUARD – 2015*



KEITA BATES-DIOP
FORWARD – 2018@

* Indicates First Team Consensus All-American @ Indicates Second Team Consensus All-American

Teams used for consensus selections: (Helms Foundation 1905-48; Converse Yearbook 1932-48; College Humor Magazine 1929-33, 1936; Christy Walsh Syndicate 1929-30; Literary Digest Magazine 1934; Madison Square Garden 1937-42; Omaha World Newspaper 1937; Newspaper Enterprises Association 1938, 1953-63; Colliers (Basketball Coaches 1939, 1949-56; Pic Magazine 1942-44; Argosy Magazine 1945; True Magazine 1946-47; International News Service 1950-58; Look Magazine 1949-63; United Press International 1949-96; Sporting News 1943-46, 1997-present); The Associated Press 1948-present; National Association of Basketball Coaches 1957-present; United States Basketball Writers Association (1960-present).



CONSENSUS ALL-AMERICANS-CAREER STATISTICS

Dick Schnittker

Born: May 5, 1928 • Lettered: 1948-49-50 • 6-5, 206 • Hometown: Sandusky, Ohio

Season	G	FGM/FGA	%	FTM/FTA	%	Reb.	Avg.	Pts.	Avg.
1946-47	2	1/6	.167	0/0	.000	—	—	2	1.0
1947-48	20	116/281	.413	90/—	.750	—	—	322	16.1
1948-49	19	125/312	.400	39/86	.688	—	—	336	21.3
1949-50	22	158/390	.405	153/204	.750	—	—	469	21.3
Totals	63	400/946	.423	329/449	.733			1,129	17.9

Robin Freeman

Born: April 8, 1934 • Lettered: 1954-55-56 • 5-11,160 • Hometown: Cincinnati, Ohio

Season	G	FGM/FGA	%	FTM/FTA	%	Reb.	Avg.	Pts.	Avg.
1953-54	22	185/461	.401	95/122	.779	—	—	465	21.1
1954-55	13	149/341	.437	111/137	.810	—	—	409	31.5
1955-56	22	259/562	.461	203/253	.810	—	—	723	32.9
Totals	57	593/1,364	.435	411/512	.803			1,597	28.0

Frank Howard

Born: June 29, 1938 • Lettered: 1956-57-58 • 6-5, 212 • Hometown: Columbus, Ohio

Season	G	FGM/FGA	%	FTM/FTA	%	Reb.	Avg.	Pts.	Avg.
1955-56	22	122/288	.423	89/129	.690	—	—	333	15.1
1956-57	22	170/374	.455	102/159	.64	336	15.3	442	20.1
1957-58	22	153/382	.401	66/122	.541	229	10.4	372	16.9
Totals	66	445/1,044	.426	257/410	.627	635	14.4	1,147	17.4

Jerry Lucas

Born: March 30, 1940 • Lettered: 1960-61-62 • 6-8, 225 • Hometown: Middletown, Ohio

Season	G	FGM/FGA	%	FTM/FTA	%	Reb.	Avg.	Pts.	Avg.
1959-60	27	283/444	.637	144/187	.770	442	16.4	710	26.3
1960-61	27	256/411	.623	159/208	.764	470	17.4	671	24.8
1961-62	28	237/388	.611	135/169	.799	499	17.8	609	21.7
Totals	82	776/1,243	.624	438/564	.777	1,411	17.2	1,990	24.3

Larry Siegfried

Born: May 22, 1939 • Lettered: 1959-60-61 • 6-3, 196 • Hometown: Shelby, Ohio

Season	G	FGM/FGA	%	FTM/FTA	%	Reb.	Avg.	Pts.	Avg.
1958-59	22	148/371	.399	136/164	.829	129	5.8	432	19.6
1959-60	28	145/311	.466	81/108	.755	107	3.8	371	13.2
1960-61	28	151/314	.481	123/143	.860	141	9.6	425	15.2
Totals	78	444/996	.446	340/415	.819	377	4.8	1,228	15.7

John Havlicek


Born: April 8, 1940 • Lettered: 1960-61-62 • 6-5, 205 • Hometown: Lansing, Ohio

Season	G	FGM/FGA	%	FTM/FTA	%	Reb.	Avg.	Pts.	Avg.
1959-60	28	144/312	.461	53/74	.716	205	7.3	341	12.2
1960-61	28	173/321	.539	61/87	.701	244	8.7	407	14.5
1961-62	28	196/377	.520	83/109	.761	271	9.6	475	16.9
Totals	84	513/1,010	.508	197/270	.730	720	8.6	1,223	14.6


Gary Bradds

Lettered: 1962-63-64 • 6-8, 200 • Hometown: Jamestown, Ohio

Season	G	FGM/FGA	%	FTM/FTA	%	Reb.	Avg.	Pts.	Avg.
1961-62	26	50/72	.694	23/40	.575	72	2.7	123	4.7
1962-63	24	237/453	.523	198/248	.798	312	13.0	672	28.0
1963-64	24	276/527	.523	183/231	.792	322	13.4	735	30.6
Totals	74	563/1,052	.535	404/519	.778	706	9.5	1,530	20.7



ROBIN FREEMAN



FRANK HOWARD



CONSENSUS ALL-AMERICANS-CAREER STATISTICS

Kelvin Ransey

Lettered: 1977-78-79-80 • 6-1, 182 • Hometown: Toledo, Ohio

Season	G	FGM/FGA	%	FTM/FTA	%	Reb.	Avg.	Pts.	Avg.
1976-77	25	149/365	.408	29/37	.784	84	3.4	327	13.1
1977-78	27	207/420	.493	60/81	.741	100	3.7	474	17.5
1978-79	31	282/516	.547	100/132	.758	112	3.6	664	21.4
1979-80	29	189/387	.488	91/109	.835	121	4.1	469	16.2
Totals	112	827/1,688	.490	280/359	.780	417	3.7	1,934	17.3

Dennis Hopson

Lettered: 1984-85-86-87 • 6-5, 194 • Hometown: Toledo, Ohio

Season	G	FGM/FGA	%	FTM/FTA	%	Reb.	Avg.	Pts.	Avg.
1983-84	29	63/133	.474	29/35	.828	108	3.7	155	5.3
1984-85	30	120/243	.494	53/72	.736	142	4.8	293	9.8
1985-86	33	275/505	.545	140/180	.778	193	5.8	690	20.9
1986-87	33	338/653	.518	215/264	.814	84	2.5	958	29.0
Totals	125	796/1,534	.519	437/551	.793	712	5.7	2,096	16.8

Jim Jackson

Lettered: 1990-91-92 • 6-6, 220 • Hometown: Toledo, Ohio

Season	G	FGM/FGA	%	FTM/FTA	%	Reb.	Avg.	Pts.	Avg.
1989-90	30	194/389	.499	73/93	.785	166	5.5	482	16.1
1990-91	31	228/441	.517	112/149	.752	169	5.5	585	18.9
1991-92	32	264/535	.493	146/180	.811	217	6.8	718	22.4
Totals	93	686/1,335	.514	331/422	.784	552	5.9	1,785	19.2

Scoonie Penn

Lettered: 1999-2000 • 5-10, 185 • Hometown: Salem, Mass

Season	G	FGM/FGA	%	FTM/FTA	%	Reb.	Avg.	Pts.	Avg.
1998-99	36	202/450	.449	117/158	.741	140	3.9	609	16.9
1999-00	30	147-381	.386	108-143	.755	131	4.4	467	15.6
Totals	68	349/831	.420	225/301	.748	271	4.0	1,076	15.8

Greg Oden

Lettered: 2007 7-0, 270 • Hometown: Indianapolis, Ind.

Season	G	FGM/FGA	%	FTM/FTA	%	Reb.	Avg.	Pts.	Avg.
2006-07	32	189/307	.616	123/196	.628	306	9.6	501	15.7
Totals	32	189/307	.616	123/196	.628	306	9.6	501	15.7

Evan Turner

Lettered: 2008-10 6-7, 205 • Hometown: Chicago

Season	G	FGM/FGA	%	FTM/FTA	%	Reb.	Avg.	Pts.	Avg.
2007-08	37	109-232	.470	72-103	.699	164	4.4	313	8.5
2008-09	33	193-384	.503	175-222	.788	234	7.1	572	17.3
2009-10	31	237-457	.519	138-183	.754	284	9.2	632	20.4
Totals	101	539-1,073	.502	385-508	.758	682	6.8	1,517	15.0

Jared Sullinger

Lettered: 2011-2012, 6-8, 280 • Hometown: Columbus, Ohio

Season	G	FGM/FGA	%	FTM/FTA	%	Reb.	Avg.	Pts.	Avg.
2010-11	37	222-410	.541	188-267	.704	377	10.2	635	17.2
2011-12	37	228-439	.519	175-228	.768	340	9.2	647	17.5
Totals	74	450-849	.530	363-495	.733	717	9.7	1,282	17.3

D'Angelo Russell

Lettered: 2015 6-5, 180 • Hometown: Louisville, Ky.

Season	G	FGM/FGA	%	FTM/FTA	%	Reb.	Avg.	Pts.	Avg.
2014-15	35	231/515	.449	118/156	.756	198	5.7	675	19.3
Totals	35	231/515	.449	118/156	.756	198	5.7	675	19.3

Keita Bates-Diop

Lettered: 2015-18 6-7, 235 • Hometown: Normal, Ill.

Season	G	FGM/FGA	%	FTM/FTA	%	Reb.	Avg.	Pts.	Avg.
2014-15	33	44-93	.473	19-28	.679	68	2.1	125	3.8
2015-16	33	141-311	.453	70-89	.787	210	6.4	388	11.8
2016-17	9	37-74	.500	10-14	.714	47	5.2	87	9.7
2017-18	34	247-515	.480	112-141	.794	296	8.7	672	19.8
Totals	109	469-993	.472	211-272	.776	621	5.7	1,272	11.7



SCOONIE PENN



EVAN TURNER

BUCKEYE GREATS

JOHNNY MINER

1923-25, Columbus, Ohio, East High School
Ohio State's first All-American (1925)
Ohio State Athletics Hall of Fame (9/17/1977)
Ohio Basketball Hall of Fame (2015)
(May 31, 1901 to Oct. 24, 1981-80 yrs.)

JIMMY HULL

1938-39, Leesburg, Ohio, Greenfield McClain High School
1939 All-American
Played in the first NCAA Finals
Ohio State Athletics Hall of Fame (9/17/1977)
Ohio Basketball Hall of Fame (2007)
(Feb. 15, 1917 to Nov. 2, 1991-74 yrs.)

GARY BRADDS

1962-64, Jamestown, Ohio, Jamestown High School
1963 Second Team All-America
1964 First Team All-America
Ohio State Athletics Hall of Fame (10/17/1978)
Ohio Basketball Hall of Fame (2006)
No. 35 Jersey Retired Jan. 27, 2001
(July 26, 1942 to July 15, 1983-40 yrs.)

The late Gary Bradds was a two-time All-American for the Buckeyes, winning those honors his junior and senior years. Additionally, the 6-foot-8-inch Buckeye center was the national player of the year in 1964 when he averaged 30.6 points and 13.4 rebounds per game.

Bradds, a spindly, raw-boned product of Jamestown, Ohio, was a top reserve in 1962 and played in the national championship game when regular center Jerry Lucas was sub-par with a knee injury. As a junior, Bradds replaced Lucas and averaged 28 points and 13 rebounds a game, helping the Buckeyes to a 20-4 record and a share of the Big Ten title.

Ohio State also shared the conference title his senior season, but failed to go to the NCAA Tournament either year because of the championship format at the time. During his senior year, Bradds put together an incredible string of six-consecutive 40-point games, including a school-record 49 points against Illinois (2/10/64).

His 735 points that year is the second highest single-season total in OSU history, trailing only Dennis Hopson's 958 points in 1987. Bradds ranks 16th in career scoring (1,530 points) at Ohio State.

Bradds was the second Buckeye men's basketball player to have his jersey number retired. Bradds had his No. 35 hoisted to the rafters at Value City Arena during a halftime ceremony Jan. 27, 2001 vs. Michigan State.



GARY BRADDS

JIM CLEAMONS

1969-71, Columbus, Ohio, Linden McKinley High School
Ohio State Athletics Hall of Fame (9/22/1984)
Ohio Basketball Hall of Fame (2008)

Statistics tell only a small part of the story when it comes to Jim Cleamons. As captain of the 1971 team, he guided the sophomore-dominated Buckeyes to the Big Ten title and a win over No. 2 Marquette in the NCAA regional. Only an overtime loss to Western Kentucky in the regional finals kept Ohio State from an appearance in the Final Four. Cleamons was one of the finest leaders Ohio State has ever produced. A totally unselfish player, he was the glue that held the young Buckeyes together and inspired them to greater heights in 1971. At the end of that season, he was a unanimous choice as the Big Ten's most valuable player.

The 6-foot 5-inch Cleamons played forward as a sophomore and junior, but moved to point guard as a senior. He played the last month of the season with a broken wrist as the Buckeyes wrapped up their first Big Ten title since 1964. Nicknamed "The Cougar" because of his quickness, the slick left-hander scored 1,335 points during his career. His career average of 18.5 points per game is good for 10th place on the all-time OSU list. He also is seventh in career field goal percentage with a .542 figure. Cleamons was a first round pick of the Los Angeles Lakers.

He spent four years as an assistant coach with the Buckeyes and seven seasons as an assistant with the Chicago Bulls. He coached the Dallas Mavericks prior to taking over the ABL expansion franchise in Chicago for the 1998-99 season. Cleamons spent several years with Phil Jackson in Los Angeles, spent time with the New Orleans Hornets and was reunited in L.A. again in 2006 with Jackson and the Lakers.



JIM CLEAMONS

BRADDS' CAREER STATISTICS (OHIO STATE HOF CLASS OF 1978)

Year	G-GS	Min./Avg.	Total		3-Point		FT-FTA		Rebounds			PF-D	Ast	TO	Blk	Stl	Pts.- Avg.
			FG-FGA	Pct.	FG-FGA	Pct.	Off	Def	Tot	Avg.							
1962	26	--	50-72	.694			23-40	.575			72	2.8	26				123-4.7
1963	24	--	237-453	.523			198-248	.798			312	13.0	69				672-28.0
1964	24	--	276-527	.523			183-231	.792			322	13.4	68				735-30.6
Totals	74		563-1,052	.535			404-519	.778			706	9.5	163				1,530-20.7

CLEAMONS' CAREER STATISTICS (OHIO STATE HOF CLASS OF 1984)

Year	G-GS	Min./Avg.	Total		3-Point		FT-FTA		Rebounds			PF-D	Ast	TO	Blk	Stl	Pts.- Avg.
			FG-FGA	Pct.	FG-FGA	Pct.	Off	Def	Tot	Avg.							
1969	24		137-270	.507			125-163	.767			178	7.4	57				399-16.9
1970	24		211-353	.598			96-124	.774			193	8.0	60				518-21.6
1971	24		157-308	.510			104-140	.743			151	6.3	62				418-17.4

BUCKEYE GREATS

ROBIN FREEMAN

1954-56, Cincinnati, Ohio, Hughes High School
 1955 Second Team All-America
 1956 First Team All-America
 Ohio State Athletics Hall of Fame (9/22/1979)
 Ohio Basketball Hall of Fame (2007)
 (April 8, 1934-Sept. 23, 2014-80 yrs.)

As far as most Ohio State basketball experts are concerned, little Robin Freeman ranks as one of the most exciting players ever to wear the Scarlet and Gray. A 5-foot-11-inch guard, Freeman was the first Ohio State player to include the jump shot in his offensive repertoire.

Freeman did not letter as a sophomore but he averaged 31.5 points through the first 13 games of his junior year before being sidelined with health problems that forced him to miss the final nine games of the year. Although he played in just 13 games that year, he was a consensus All-America pick. He had more points in 13 games than any of his teammates could manage in 22.

The Cincinnati native picked up as a senior where he had left off as a junior, averaging a school record 32.9 points per game and helping OSU to a 16-6 record. He also earned All-America honors that year, thus becoming Ohio State's first two-time basketball All-American.

Freeman's career scoring average of 28 points a game is the best in Ohio State history. His career total of 1,597 points in just 57 games is good for 12th place on the all-time OSU scoring list. Additionally, his 723 points in 1956, a school record at the time, is still the fourth highest one-season total at OSU, behind Dennis Hopson's 958 in 1987, Gary Bradds' 735 in 1964 and Deshaun Thomas' 733 in 2013.



ROBIN FREEMAN

JOHN HAVLICEK

1960-62, Lansing, Ohio, Bridgeport High School
 1962 Second Team All-America
 Ohio State Athletics Hall of Fame (9/17/1977)
 Naismith Memorial Basketball Hall of Fame (1984)
 Ohio Basketball Hall of Fame (2006)
 No. 5 Jersey Retired Feb. 27, 2005
 (April 8, 1940-April 25, 2019-79 yrs.)

Although he probably was better known for his exploits as a member of the Boston Celtics, John Havlicek was an undeniably great college player. He was a three-year starter for the Buckeyes between 1960 and '62 and he helped the team to a 78-6 record, three-consecutive Final Fours and the 1960 National Championship. He was a two-time All-Big Ten pick and a second-team All-American as a senior.

Havlicek also was a two-time pick on the all-tournament team at the Final Four. He scored 1,223 points during his career, a total that is 37th on the all-time OSU scoring list. The 6-foot-5-inch forward also averaged 8.6 rebounds. Havlicek holds several OSU records, including the best shooting performance in a game, a perfect nine-of-nine against Michigan in 1961. That effort was tied by Brian Brown against Florida State in 2000 and bettered by Jae'Sean Tate (10-10) vs. Northeastern in 2017. After playing at Ohio State, Havlicek was drafted by the Cleveland Browns in the NFL and the Celtics.

The last player cut by the Browns (all-pro flanker Gary Collins was the player they kept), Havlicek went on to a distinguished career with the Boston Celtics, first as a sixth man and later as a starter.

Few players played the game with more intensity and few were better at accepting the challenge at the defensive end of the floor. He is a member of the Naismith Memorial Basketball Hall of Fame.

Havlicek's No. 5 jersey was retired at Ohio State during the 2004-05 season (vs. Wisconsin, Feb. 27). He is one of five Ohio State men's basketball players to have his number officially retired.



JOHN HAVLICEK

FREEMAN'S CAREER STATISTICS (OHIO STATE HOF CLASS OF 1979)

Year	G-GS	Min./Avg.	Total		3-Point		FT-FTA		Rebounds				PF-D	Ast	TO	Blk	Stl	Pts.- Avg.
			FG-FGA	Pct.	FG-FGA	Pct.	Off	Def	Tot	Avg.								
1954	22		185-461	.401			95-122	.779					48					465-21.1
1955	13		149-341	.437			111-137	.810					27					409-31.5
1956	22		259-562	.461			205-253	.810					50					723-32.9
Totals	57		593-1,364	.435			411-512	.803					125					1,597-28.0

HAVLICEK'S CAREER STATISTICS (OHIO STATE HOF CLASS OF 1977)

Year	G-GS	Min./Avg.	Total		3-Point		FT-FTA		Rebounds				PF-D	Ast	TO	Blk	Stl	Pts.- Avg.
			FG-FGA	Pct.	FG-FGA	Pct.	Off	Def	Tot	Avg.								
1960	28		144-312	.462			53-74	.716				205	7.3	61				341-12.2
1961	28		173-321	.539			61-87	.701				244	8.7	55				407-14.5
1962	28		196-377	.520			83-109	.761				271	9.7	55				475-17.0
Totals	84		513-1,010	.508			197-270	.730				720	8.6	171				1,223-14.6



BUCKEYE GREATS

DENNIS HOPSON

1984-87, Toledo, Ohio, Bowsher High School
1987 Second Team All-America
Ohio State Athletics Hall of Fame (9/23/1994)
Ohio Basketball Hall of Fame (2014)

If ever a player saved his best for last, it was Dennis Hopson. After respectable, but certainly not spectacular, sophomore and junior years, Hopson thrust himself into the national spotlight as a senior by averaging 29 points a game. Second nationally in scoring that year, Hopson was named the 1987 *United Press International* Big Ten Player of the Year and was awarded a spot on *The Sporting News* All-America team.

Thanks to a school record 958 points in 1987, "Hop" is the Buckeyes' all-time leading scorer with a point total of 2,096 points in 125 games. The 6-foot-5-inch forward holds several other school records, including the mark for most field goals made in a season — 338 as a senior — and most free throws made (215). He also handed out an impressive 120 assists and had 71 steals as a senior. Hopson's scoring average in his final season is the fifth best in OSU history and ranks second in career steals (164).

After graduation, Hopson was a first-round pick of the New Jersey Nets.

He was selected to the OSU Athletics Hall of Fame in 1994 and earned his diploma from Ohio State with a degree in education (2006).

Hopson joined the coaching staff of Northwood University in West Palm Beach, Fla., in 2007 where he served under head coach Rollie Massimino. In September 2009, he became an assistant basketball coach at Bowling Green and was most named the head coach at Lourdes University in 2019.



BILL HOSKET, JR.

1966-68, Dayton, Ohio, Belmont High School
1968 Academic All-America
Ohio State Athletics Hall of Fame (10/17/1978)
Ohio Basketball Hall of Fame (2006)

Bill Hosket Jr., was captain and MVP of the 1968 Ohio State team which won the Big Ten title in a playoff and then went on to finish third at the NCAA championships by beating an Elvin Hayes-led Houston squad in the consolation game.

Hosket averaged 20.1 points and 11.4 rebounds as a senior, leading the Buckeyes to a 21-8 record. He was an All-Big Ten pick at forward that year. As a junior, the 6-foot-8-inch Hosket, whose father, Bill Sr., also played for Ohio State, was an All-Big Ten choice at center, averaging 19.6 points and 12.6 rebounds.

Hosket was a three-year starter for the Buckeyes, leading OSU in rebounding and scoring all three of those years and pacing the team in field goal percentage as a sophomore and junior. He scored 1,441 points in 74 games, a total that places him 23rd on the OSU career scoring list.

He also pulled down 910 rebounds, the fourth highest total in Ohio State history, and averaged 12.3 rebounds per game, a figure that is second only to Jerry Lucas' 17.2 average.

Hosket was selected to the 1968 Olympic team and then played with the New York Knicks. He also has the distinction of being Ohio State's first Academic All-American in basketball.



JIM JACKSON

1990-92, Toledo, Ohio, Macomber High School
1991, 1992 First Team All-America
Ohio State Athletics Hall of Fame (9/18/1998)
Ohio Basketball Hall of Fame (2006)
No. 22 Jersey Retired Feb. 10, 2001

A three-year starter for the Buckeyes, Jim Jackson helped restore Ohio State basketball glory by leading OSU to three NCAA tournaments and two Big Ten championships in an abbreviated career. A clutch player with a penchant for making the game-winning play, Jackson started 93-consecutive games for Ohio State before opting to skip his final year of college ball and go directly to the NBA.

The 6-foot-6-inch guard/forward was the 1990 Big Ten Freshman of the Year and the Big Ten player of the year in each of the next two seasons. Jackson also was a two-time All-American, and was selected by *United Press International* as the college player of the year as a junior.

Jackson scored 1,785 points during his career and is the seventh-leading scorer in Ohio State history. His career scoring average of 19.2 points a game is the ninth-best in OSU annals. He led Ohio State in scoring in each of his three years as a starter and was the Buckeyes' leading rebounder as a junior.

He also ranks among the school's career leaders in assists (372) and steals (147). At the end of his junior year, Jackson was the fourth player taken in the NBA draft by the Dallas Mavericks. He last played for the L.A. Lakers in 2006.

Jackson was the third Buckeye men's basketball player to have his jersey number retired. Jackson had his No. 22 hoisted to the rafters at Value City Arena during a halftime ceremony Feb. 10, 2001 vs. Wisconsin. He is currently working as a basketball analyst for the Fox Sports.



HOPSON'S CAREER STATISTICS (OHIO STATE HOF CLASS OF 1994)

Year	G-GS	Min./Avg.	Total		3-Point		FT-FTA	Pct.	Rebounds			PF-D	Ast	TO	Blk	Stl	Pts.- Avg.	
			FG-FGA	Pct.	FG-FGA	Pct.			Off	Def	Tot							Avg.
1984	29-9	541/18.7	63-133	.474			29-35	.829			108	3.7	38	22	34	14	21	155-5.3
1985	30-21	764/25.5	120-243	.494			53-72	.736			142	4.7	62	45	47	9	18	293-9.8
1986	33-33	1,148/34.8	275-505	.545			140-180	.778			193	5.8	52	71	103	17	54	690-20.9
1987	33-33	1,158/35.1	338-653	.545	67-160	.419	215-264	.814			269	8.2	75	120	92	19	71	958-29.0
Total	125-96	3,611/28.9	796-1,534	.519	67-160	.419	437-551	.793			712	5.7	220	258	276	59	164	2,096-16.8

HOSKET'S CAREER STATISTICS (OHIO STATE HOF CLASS OF 1978)

Year	G-GS	Min./Avg.	Total		3-Point		FT-FTA	Pct.	Rebounds			PF-D	Ast	TO	Blk	Stl	Pts.- Avg.
			FG-FGA	Pct.	FG-FGA	Pct.			Off	Def	Tot						
1966	24		179-368	.486			87-116	.750			314	13.1	87				445-18.5
1967	21		154-282	.546			104-159	.654			264	12.6	78				412-19.6
1968	29		228-422	.540			128-190	.674			332	11.4	108				584-20.1
Totals	74		561-1,072	.523			319-465	.686			910	12.3	273				1,441-19.5

JACKSON'S CAREER STATISTICS (OHIO STATE HOF CLASS OF 1998)

Year	G-GS	Min./Avg.	Total		3-Point		FT-FTA	Pct.	Rebounds			PF-D	Ast	TO	Blk	Stl	Pts.- Avg.	
			FG-FGA	Pct.	FG-FGA	Pct.			Off	Def	Tot							Avg.
1990	30-30	1,035/34.5	194-389	.499	21-59	.356	73-93	.785			166	5.5	81	110	96	14	39	482-16.1
1991	31-31	997/32.2	228-411	.517	17-51	.333	112-149	.752			169	5.5	69	133	100	24	55	585-18.9
1992	32-32	1,133/35.4	264-535	.493	44-108	.407	146-180	.811			217	6.8	69	129	108	8	53	718-19.2
Total	93-93	3,165/34.0	686-1,335	.514	82-218	.376	331-422	.784			552	5.9	219	372	304	46	147	1,785-19.2



BUCKEYE GREATS

CLARK KELLOGG

1980-82, Cleveland, Ohio, St. Joseph High School
Ohio State Athletics Hall of Fame (9/14/2001)
Ohio Basketball Hall of Fame (2006)

Clark Kellogg broke into the OSU lineup early in his freshman year and was a starter the next two years before passing up his senior season in favor of the NBA. At the end of his junior year, he was a first-round pick of the Indiana Pacers.

During his OSU career, the 6-foot-8-inch Kellogg averaged 14.9 points and 10.1 rebounds, scoring 1,285 points and pulling down 872 rebounds in 86 games.

He was the 1982 Big Ten's Most Valuable Player, when he averaged 16.1 points and 10.5 rebounds per game. His best year statistically, however, was in 1981, when he averaged 17.3 points and 12.0 rebounds.

Kellogg led the Buckeyes in both scoring and rebounding as a sophomore and junior. He is 32nd in career scoring and sixth in career rebounding at OSU. He also ranks fifth in career rebounding average.

When his professional career ended prematurely because of a knee injury, he began a broadcasting career with the Indiana Pacers' radio network. He currently works as a college basketball analyst for CBS Sports. Additionally, he was a Vice President of Player Relations for the Indiana Pacers and current is a member of the Board of Trustees at The Ohio State University.



JERRY LUCAS

1960-62, Middletown, Ohio, Middletown High School
1960-61-62 First Team All-America
Ohio State Athletics Hall of Fame (9/17/1977)
Naismith Memorial Basketball Hall of Fame (1980)
Ohio Basketball Hall of Fame (2006)
No. 11 Retired Feb. 23, 2000

Still considered by many as the finest player the Big Ten has ever produced, Jerry Lucas was a three-time All-American for the Buckeyes between 1960 and 1962.

During the Lucas era, Ohio State posted a 78-6 record, won three Big Ten titles, captured the 1960 national championship and was runner-up in both 1961 and '62. The only three-time choice as the Big Ten player of the year, he also was a two-time pick as the MVP of the Final Four and was the national player of the year as both a junior and senior.

The 6-foot-8-inch Lucas led the nation in field goal shooting for three consecutive years and still holds the OSU career record for field goal percentage with a .624 figure. At the time he graduated, Lucas was OSU's all-time leading scorer with 1,990 points in 82 games, an average of 24.3 points a game. He currently holds down third place on the point list with William Buford (2009-12). Lucas could have scored much more if he had chosen to do so, but he was a total team player and would willingly pass up an open shot in order to get the ball to a teammate.

Lucas holds the OSU single-season (17.8, Sr.) and career (17.2) rebounding records. His 1,411 career rebounds is a school record.


In both 1960 and 1961, he was voted the most outstanding player of the NCAA Final Four. He connected on 16-of-24 field goals and all three free throws in 1960 on his way to 35 points. He also collected 23 rebounds that year in the two games.

In 1961, his junior year, Lucas hit 20-of-28 shots from the field and 16-of-17 free throws while gathering 25 rebounds in the two Final Four contests.

After graduation, Lucas starred in the NBA, playing with Cincinnati, San Francisco and New York.

The late Wilt Chamberlin called Lucas the toughest player he had ever played against.

Lucas' No. 11 jersey was the first retired at Ohio State. The ceremony took place Feb. 23, 2000 at halftime in a game vs. Northwestern.



LUCAS' CAREER STATISTICS (OHIO STATE HOF CLASS OF 1977)

Year	G-GS	Min./Avg.	Total		3-Point		FT-FTA		Rebounds		PF-D	Ast	TO	Blk	Stl	Pts.- Avg.	
			FG-FGA	Pct.	FG-FGA	Pct.	FT-FTA	Pct.	Off	Def							Tot
1960	27		283/444	.637			144/187	.770		442	16.3	71				710-26.3	
1961	27		256/411	.623			159/208	.764		470	17.4	59				671-24.8	
1962	28		237/388	.611			135/169	.799		499	17.8	52				609-21.7	
Totals	82		776-1,243	.624			438-564	.777		1,411	17.2	182				1,990-24.3	
	84	6		41469-16.2													
Totals	112	3,892/34.8	827-1,688	.490			280-359	.780		417	3.7	315	516	308	25	169	1,934-17.3

KELLOGG'S CAREER STATISTICS (OHIO STATE HOF CLASS OF 2001)

Year	G-GS	Min./Avg.	Total		3-Point		FT-FTA		Rebounds		PF-D	Ast	TO	Blk	Stl	Pts.- Avg.	
			FG-FGA	Pct.	FG-FGA	Pct.	FT-FTA	Pct.	Off	Def							Tot
1980	29-27	878/30.3	136-313	.435			63-79	.797		232	8.0	73	76	98	16	34	335-11.6
1981	27-27	971/36.0	190-395	.481			88-112	.786		324	12.0	86	54	103	25	32	468-17.3
1982	30-30	1,102/36.7	213-404	.527			56-77	.727		316	10.5	72	30	63	19	40	482-16.1
Total	86-84	2,951/34.3	539-1,112	.485			207-268	.772		872	10.1	231	160	264	60	106	1,285-14.9

BUCKEYE GREATS

KELVIN RANSEY

1977-80, Toledo, Ohio, Macomber
1980 Second Team All-America
Ohio State Athletics Hall of Fame (9/26/1986)

Kelvin Ransey was a four-year starter and two-time captain for the Buckeyes. The 6-foot-2-inch point guard won All-Big Ten honors as a sophomore, junior and senior. He was a first team All-American as a senior, when OSU posted a 21-8 record and lost to UCLA in the first round of the NCAA regionals.

Albeit in a losing performance, Ransey turned in one of his finest games against UCLA, scoring 29 points before fouling out in the closing minute of play. When his career ended, Ransey had scored more points than any guard in Ohio State history — 1,934 in 112 games.

That total ranks him fifth on the all-time OSU scoring list, behind forward Dennis Hopson (2,096), centers Herb Williams (2,011) and Jerry Lucas (1,990) and guard William Buford (1,990).

Ransey's career scoring average of 17.8 is among the best in OSU history. Ransey led Ohio State in scoring each of his last three years, including a career-best mark of 21.4 as a senior. Ransey also is fourth in OSU career assists with a total of 516. He had 177 of those as a senior, at the time a school record.



HERB WILLIAMS

1978-81, Columbus, Ohio, Marion Franklin High School
Ohio State Athletics Hall of Fame (9/10/1999)
Ohio Basketball Hall of Fame (2008)

Herb Williams was a four-year starter for the Buckeyes and was named to the AllBig Ten team as a junior, when OSU advanced to the NCAA regionals and finished the year with a sparkling 21-8 record. During his career, the 6-foot-11-inch Williams, unquestionably one of the finest athletes ever to play for Ohio State, scored 2,011 points and pulled down 1,111 rebounds.

At the end of the 1981 campaign, Williams moved past Jerry Lucas as Ohio State's all-time leading scorer. He currently is second in OSU annals, behind Dennis Hopson (2,096).

He also is second in career rebounding, behind Lucas (1,411). The big center is the only Ohio State player to score 2,000 points and pull down 1,000 rebounds.

Williams is the school leader in career field goals made with 834 in 114 games. He led Ohio State in rebounding his freshman, sophomore and junior years and averaged 9.7 rebounds during his career.

He also led the Buckeyes in scoring as a junior, with an average of 17.6 points per game. He is second all-time in career blocked shots with 328. Williams was a first round draft choice of the Indiana Pacers. He later played for Dallas and ended his playing career with the New York Knicks. He spent 15 years playing in the NBA.



RANSEY'S CAREER STATISTICS (OHIO STATE HOF CLASS OF 1986)

Year	G-GS	Min./Avg.	Total		3-Point		FT-FTA		Rebounds		PF-D	Ast	TO	Blk	Stl	Pts.- Avg.	
			FG-FGA	Pct.	FG-FGA	Pct.	FT-FTA	Pct.	Off	Def							Tot
1977	25	789/31.6	149-365	.408			29-37	.784		84	3.4	60	69	51	10	21	327-13.1
1978	27	948/35.1	207-420	.493			60-81	.741		100	3.7	83	138	79	6	53	474-17.6
1979	31	1,163/37.5	282-516	.547			100-132	.758		112	3.6	99	132	94	3	54	664-21.4
1980	29	992/34.2	189-387	.488			91-109	.835		121	4.2	73	177	84	6	41	469-16.2
Totals	112	3,892/34.8	827-1,688	.490			280-359	.780		417	3.7	315	516	308	25	169	1,934-17.3

WILLIAMS' CAREER STATISTICS (OHIO STATE HOF CLASS OF 1999)

Year	G-GS	Min./Avg.	Total		3-Point		FT-FTA		Rebounds		PF-D	Ast	TO	Blk	Stl	Pts.- Avg.	
			FG-FGA	Pct.	FG-FGA	Pct.	FT-FTA	Pct.	Off	Def							Tot
1978	27	992/36.7	196-407	.482			60-91	.659		308	11.4	66	32	73	79	15	452-16.7
1979	31	1,212/39.1	253-483	.524			111-166	.669		325	10.5	67	27	97	81	28	617-20.0
1980	29	992/34.2	206-415	.496			97-147	.659		263	9.1	63	21	67	90	22	509-17.6
1981	27	1,020/37.8	179-368	.486			75-109	.688		215	8.0	75	22	73	78	8	433-16.0
Totals	114	4,216/37.9	834-1,673	.499			343-513	.669		1,111	9.7	271	102	310	328	112	2,011-17.6



BUCKEYE GREATS



MICHAEL REDD

1998-2000, Columbus, Ohio, West High School
Ohio State Athletics Hall of Fame (9/25/2009)
Ohio Basketball Hall of Fame (2009)

- Served as captain during the 1999-00 season. Named the Ohio State team MVP his rookie season (1998-99) and was co-MVP as both a sophomore and junior.
- Earned First Team All-Big Ten accolades at the guard position in 2000 and was the league's freshman of the year in 1998.
- Ranks No. 6 in career scoring at Ohio State with 1,879 points. In three seasons as a Buckeye, averaged 19.6 points per game, the seventh best career scoring average in Ohio State history.
- Led the Big Ten in scoring as a freshman with 21.9 points per game. His 658 points as a rookie rates No. 2 in the Ohio State freshman records book behind the 675 tallied by D'Angelo Russell in 2015.
- Redd's rookie scoring average of 21.9 points a game is an Ohio State freshman record, as are the 241 field goals scored in 1998-99.
- His 703 points scored in 1999 ranks No. 7 in a single season at Ohio State.
- Led Ohio State in scoring all three years as a Buckeye and is one of only three players all-time to score more than 500 points in a single season three times.
- Made 699 career field goals, No. 6 all-time in Ohio State history. His 261 field goals in 1999 rank No. 7 for a single season at Ohio State.
- Grabbed 194 rebounds (6.4 rpg.) as a freshman to lead the team. Also led the team as a junior with 196 boards (6.5 rpg.).
- Named NCAA All-South Regional Team in 1999. Scored 133 career points in NCAA Tournament play, sixth most in Ohio State history.
- Earned an Olympic Gold Medal in the 2008 Summer Games in China.
- Scored the first field goal in Value City Arena history, a 3-pointer vs. Oakland Nov. 13, 1998.
- Elected into the Ohio State Athletics Hall of Fame in 2009.
- Drafted by the Milwaukee Bucks in the second round of the 2000 NBA Draft.



SCOONIE PENN

1999-2000, Salem, Mass., Salem High School
2000 Second Team All-America
Ohio State Athletics Hall of Fame (9/27/2013)

- Voted into the Ohio State Hall of Fame in 2013.
- Played just two years at Ohio State following a transfer from Boston College. Earned a starting role as both a junior and senior.
- Named Big Ten Player of the Year in 1999, his first season of eligibility at Ohio State and was a two-time first team All-Big Ten guard (1999, 2000).
- Ranks 44th in career scoring in Ohio State history with 1,076 career points.
- His 609 points scored as a junior rates No. 20 all-time at Ohio State in single season scoring.
- Led the Buckeyes at the foul line as a junior making 117 of 158 free throws (.741).
- Is tied for the No. 4 spot in career 3-pointers made with 153. The 88 makes from 3-point range in 1999 rates No. 6 at Ohio State in a single season.
- His 12 assists vs. Florida A&M Dec. 11, 1999 are the sixth most in a single game in Ohio State history and his 70 steals as a junior rate 10th all-time at OSU.
- Penn's assist to running mate Michael Redd vs. Oakland University Nov. 13, 1998 stands as the first helper recorded in the history of Value City Arena.
- Served as Ohio State captain in 1999 and 2000. He was named a captain before playing his first game in an Ohio State uniform.
- Named Ohio State's Co-MVP in both 1999 and 2000.
- Named the Most Outstanding Player in the 1999 NCAA South Regional.
- His 123 points scored in NCAA Tournament play rates seventh all-time at Ohio State.
- Drafted by the Atlanta Hawks in the second round of the 2000 NBA Draft. Spent his entire professional playing career overseas.
- Claimed the 2000 Francis Pomeroy Award given annually to the best college player under 6-feet.



KEN JOHNSON

1998-01, Detroit, Mich., Henry Ford High School
Big Ten, Ohio State All-Time Blocked Shots Record Holder

- A four year starter at center for the Buckeyes from 1998-2000.
- Owens both the Ohio State and Big Ten record for career blocks with 444. Also owns three of the top four single season block totals in OSU history. His 161 rejections in 2000 is a single season record for the Buckeyes. He also holds the No. 2 (125 in 2001) and No. 4 spots (100 in 1999).
- Twice blocked an Ohio State record 11 shots in a single game. He did so vs. St. John's (1/22/00) and later vs. Iowa (2/9/00). Blocked eight or more shots in a single game seven times in his Ohio State career.
- His 58 blocks as a freshman rates No. 4 all-time in Ohio State's rookie record book.
- Drafted in the second round of the 2001 NBA Draft by the Miami Heat.
- Tied for the No. 52 spot on the Ohio State career scoring list with 1,055.
- His career field goal shooting percentage of .540 (416-771) rates No. 8 all-time at Ohio State.
- Collected 739 career rebounds, the 10th most in Ohio State history. Led the Buckeyes in rebounding in both 1999 (204/5.7 rpg.) and 2001 (226/7.3).
- Started 123 of 127 career games at Ohio State, the fifth most starts in Ohio State history.
- Won the opening tip vs. Oakland University Nov. 13, 1998 in the first game played at Value City Arena. Also grabbed the first rebound, recorded the first block, dunk and two-point field goal at VCA.
- Served as a captain for the Buckeyes in 2001 and was a co-MVP at OSU in 2000 and the lone OSU MVP in 2001.
- Along with teammates Michael Redd and Scoonie Penn, named to the NCAA All-South Regional team in 1999.
- Earned first team All-Big Ten accolades in 2001.
- Named the Big Ten Defensive Player of the Year Award in both 2000 and 2001.

REDD'S CAREER STATISTICS (OHIO STATE HOF CLASS OF 2009)

Year	G-GS	Min./Avg.	Total		3-Point		FT-FTA	Pct.	Rebounds			PF-D	Ast	TO	Blk	Stl	Pts.- Avg.	
			FG-FGA	Pct.	FG-FGA	Pct.			Off	Def	Tot							Avg.
1998	30-30	1,179/39.3	241-550	.438	46-152	.303	130-211	.616	74	120	194	6.5	67-2	91	104	3	61	658-21.9
1999	36-36	1,187/33.0	261-560	.466	46-135	.341	135-220	.614	77	126	203	5.6	61-1	85	89	2	51	703-19.5
2000	30-30	1,000/33.3	197-452	.436	34-108	.315	90-116	.776	56	140	196	6.5	56-1	62	62	6	37	513-17.3
Totals	96-96	3,366/35.1	669-1,562	.448	126-395	.319	355-547	.649	207	386	593	6.2	184-4	238	255	11	149	1,879-19.6

PENN'S CAREER STATISTICS (OHIO STATE HOF CLASS OF 2013)

Year	G-GS	Min./Avg.	Total		3-Point		FT-FTA	Pct.	Rebounds			PF-D	Ast	TO	Blk	Stl	Pts.- Avg.	
			FG-FGA	Pct.	FG-FGA	Pct.			Off	Def	Tot							Avg.
1999	36-36	1,247/34.6	202-450	.449	88-229	.384	117-158	.741	17	123	140	3.9	79-0	154	96	4	70	609-16.9
2000	30-36	1,051/35.0	147-381	.386	65-208	.313	108-143	.755	13	118	131	4.4	60-0	130	78	2	66	467-15.6
Totals	66-66	2,298/34.8	349-831	.420	153-437	.350	225-301	.746	30	241	271	4.1	271-0	284	174	6	136	1,076-16.3

JOHNSON'S CAREER STATISTICS

Year	G-GS	Min./Avg.	Total		3-Point		FT-FTA	Pct.	Rebounds			PF-D	Ast	TO	Blk	Stl	Pts.- Avg.	
			FG-FGA	Pct.	FG-FGA	Pct.			Off	Def	Tot							Avg.
1998	30-26	811/27.0	79-162	.488	0-0	.000	45-73	.616	54	73	127	4.2	105-7	16	42	58	9	203-6.8
1999	36-36	951/26.4	98-188	.521	0-0	.000	35-72	.486	80	124	204	5.7	102-1	8	39	100	11	231-6.4
2000	30-30	885/29.5	94-170	.553	0-0	.000	47-74	.635	70	112	182	6.1	88-3	9	35	161	5	235-7.8
2001	31-31	916/29.5	145-251	.578	0-0	.000	96-135	.711	63	163	226	7.3	81-2	25	73	125	12	386-12.5
Totals	127-123	3,563/28.1	416-771	.540	0-0	.000	223-354	.630	267	472	739	5.8	376-13	58	189	444	37	1,055-8.3



BUCKEYE GREATS



TERENCE DIALS

2002, 2004-06, Youngstown, Ohio, Boardman High School
 2006 Big Ten Player of the Year
 Ohio State Athletics Hall of Fame (9/18/2015)

- Big Ten Player of the Year, First Team All-Big Ten, 2006.
- No. 14 on the Ohio State all-time scoring list with 1,566 career points.
- Led the Buckeyes with 509 (15.9 ppg.) points in 2005 and with 488 (15.3 ppg.) in 2006.
- One of 32 Buckeyes to score 500 points in a single season.
- Ranks No. 4 all-time at OSU in career field goal percentage (604-1,082/.558).
- Led Ohio State in field goal percentage in both 2005 (198-345/.574) and 2006 (194-347/.559).
- Ranks No. 3 all-time in Ohio State history in career free throws attempted (552).
- Ranked No. 5 all-time at OSU with 876 career rebounds.
- Led the Buckeyes in rebounding in 2004 (198/6.6 rpg.), 2005 (253/7.9) and 2006 (257/8.0).
- As a freshman in 2002, finished No. 2 among Ohio State rookies all-time with a .623 field goal percentage (86-138).
- His 132 games played ranks No. 11 all-time at Ohio State.
- Posted 18 double-doubles for his career, which is tied for the No. 17 spot in Ohio State history.
- Grabbed 10 offensive rebounds vs. New Hampshire (12/28/04) to set a Value City Arena record for most offensive boards in a single game.
- Was an Ohio State captain in both 2005 and 2006.
- Earned Ohio State Most Valuable Player honors in both 2005 and 2006.
- Selected by the *Chicago Tribune* as the Big Ten's MVP in 2006.

- Was part of 129 career wins at Ohio State, the most for any Ohio State player in history.
- Knocked down seven 3s in seven attempts vs. George Mason in his hometown of Cleveland in the 2011 NCAA Tournament. The seven makes is tied for the sixth most in a single game in OSU history.
- His 7 of 7 effort from 3 range vs. George Mason set an Ohio State single game 3-point shooting percentage record.
- His 191 career steals ranks No. 4 all-time at Ohio State.
- Played in an Ohio State record 157 career games with 125 career starts, the fourth most in OSU history.
- Served as captain for the 2008 Buckeyes.
- Scored 104 career points in NCAA Tournament play, 10th most in Ohio State history.

- Averaged 9.6 rebounds per game, the ninth best average in single season history at Ohio State.
- Credited with 306 rebounds in 2007, the first 300-rebound season in 22 years at the time and just the third 300-rebound season overall since Brad Sellers grabbed 416 boards in 1986. Jared Sullinger collected 377 in 2011 and 340 in 2012.
- Blocked 105 shots, which is tied for 10th most in a career at Ohio State. In the OSU freshman record books, that total rates No. 1 all-time in a single season and is the third most all-time in a single season at OSU.
- Overall, Oden's freshman season was one of the best in Ohio State history. Among rookies all-time, Oden ranks No. 5 in scoring (501 pts.), No. 6 in scoring average (15.7 ppg.), No. 7 in field goals made (189), No. 3 in field goal percentage (.616/189-307), No. 3 in free throws made (123), No. 3 in total rebounds (306), No. 3 in rebound average (9.6) and No. 1 in blocked shots (105).
- Against Iowa Jan. 20, 2007, Oden connected on 12 of 13 shots from the field to set an Ohio State freshman record (minimum 10 made) for single-game field goal percentage (.923).
- He also holds OSU freshman single game record for offensive rebounds (9 vs. Purdue March 10, 2007) and holds down the No. 3 spot in defensive rebounds (13 vs. Tennessee Jan. 13, 2007), the No. 2 spot in total rebounds (19 vs. Purdue, 3/10/07) and blocked shots (8 vs. Michigan, 2/6/07).
- Finished his career with 14 double-doubles, which rates No. 24 all-time at Ohio State in a career, No. 21 in a single season and No. 3 in the freshman record books.
- Named Ohio State's Co-MVP in 2007 along with classmate Mike Conley Jr.
- Was named the 2007 Pete Newell Big Man Award.
- Named the 2007 NCAA All-South Regional team.
- Part of an Ohio State team that won a school record 35 total games, won the Big Ten regular season and postseason tournament titles and advanced to the 2007 NCAA National Championship game. The season was Ohio State's ninth of 10 total Four Appearances.



GREG ODEN

2007, Indianapolis, Ind., Lawrence North High School
 2007 Second Team All-America

- Following his freshman year at Ohio State, selected with the No. 1 overall pick in the 2007 NBA Draft by the Portland Trailblazers. The pick was the 17th of a total of 23 NBA first round picks from Ohio State.
- Earned first team All-Big Ten accolades along with rookie teammate Mike Conley Jr.
- Is the first of four Ohio State Big Ten Freshmen of the Year during the Thad Matta era (2005-present).
- Also earned both national and Big Ten Defensive Player of the Year honors.
- Was a consensus second team All-America selection.
- Earned John R. Wooden All-America honors and was a finalist for the 2007 John R. Wooden Award.
- Played the majority of the 2006-07 season with a right wrist injury, playing in 32 of 39 games. Scored 501 points, one of just 32 players all-time to reach 500 or more points in a season at least once at Ohio State
- Made nearly 62 percent of his field goals (189-307), the fourth best single season shooting percentage in Ohio State history.
- Connected on all eight shots vs. Cleveland State Dec. 29, 2006, to tie an OSU record for single game field goal percentage.



DAVID LIGHTY

2007-08-10-11, Cleveland, Ohio
 Villa Angela-St. Joseph High School

- Ranks No. 22 on the Ohio State career scoring list with 1,458 career points.

DIALS' CAREER STATISTICS (OHIO STATE HOF CLASS OF 2015)

Year	G-GS	Min./Avg.	Total		3-Point		FT-FTA	Pct.	Rebounds				PF-D	Ast	TO	Blk	Stl	Pts.- Avg.
			FG-FGA	Pct.	FG-FGA	Pct.			Off	Def	Tot	Avg.						
2002	32-0	529/16.5	86-138	.623	0-0	.000	42-71	.592	50	83	133	4.2	86-1	15	23	23	18	214-6.7
2003	6-4	135/22.5	15-32	.469	0-0	.000	12-19	.632	16	19	35	5.8	17-0	5	9	7	5	42-7.0
2004	30-29	803/26.8	111-220	.505	0-0	.000	91-127	.717	79	119	198	6.6	91-4	32	71	20	19	313-10.4
2005	32-32	1,054/32.7	198-345	.574	0-1	.000	113-183	.617	91	162	253	7.9	85-1	27	68	18	24	509-15.9
2006	32-32	974/30.4	194-347	.559	0-1	.000	100-152	.658	82	175	257	8.0	86-1	19	63	35	29	488-15.3
Totals	132-97	3,486/26.4	604-1,082	.558	0-2	.000	358-552	.649	318	558	876	6.6	365-7	98	234	103	95	1,879-11.9

LIGHTY'S CAREER STATISTICS

Year	G-GS	Min./Avg.	Total		3-Point		FT-FTA	Pct.	Rebounds				PF-D	Ast	TO	Blk	Stl	Pts.- Avg.
			FG-FGA	Pct.	FG-FGA	Pct.			Off	Def	Tot	Avg.						
2007	39-7	637/16.3	49-131	.374	8-40	.200	37-54	.685	31	57	88	2.3	56-0	40	45	6	20	143-3.7
2008	37-37	1,185/32.0	126-283	.445	33-101	.327	48-77	.623	45	88	133	3.6	75-1	89	83	9	48	333-9.0
2009	7-7	230/32.9	24-51	.471	5-19	.263	15-28	.536	12	28	40	5.7	14-0	13	13	2	10	68-9.7
2010	37-37	1,344/36.3	164-333	.492	44-115	.383	96-152	.632	53	115	168	4.5	90-1	110	85	20	58	468-12.6
2011	37-37	1,186/32.1	153-327	.468	51-119	.429	89-142	.627	49	99	148	4.0	72-1	122	58	17	55	446-12.1
Totals	157-125	4,582/29.2	516-1,125	.459	141-394	.358	285-453	.629	190	387	577	3.7	307-3	374	284	54	191	1,458-9.3

ODEN'S CAREER STATISTICS

Year	G-GS	Min./Avg.	Total		3-Point		FT-FTA	Pct.	Rebounds				PF-D	Ast	TO	Blk	Stl	Pts.- Avg.
			FG-FGA	Pct.	FG-FGA	Pct.			Off	Def	Tot	Avg.						
2007	32-31	925/28.9	189-307	.616	0-0	.000	123-196	.628	113	193	306	9.6	87-1	21	64	105	18	501-15.7
Totals	32-31	925/28.9	189-307	.616	0-0	.000	123-196	.628	113	193	306	9.6	87-1	21	64	105	18	501-15.7



BUCKEYE GREATS



MIKE CONLEY JR.

2007, Indianapolis, Ind., Lawrence North High School
Ohio State Athletics Hall of Fame (10/6/2017)

- The second of three Buckeyes selected in the first 21 overall picks of the 2007 NBA Draft. Conley Jr. went No. 4 to the Memphis Grizzlies. High school and Ohio State teammate Greg Oden went No. 1 to the Portland Trailblazers and fellow OSU rookie Daequan Cook was selected No. 21 overall by the Philadelphia 76ers. Conley Jr. was the 18th of 23 all-time Buckeyes selected in the first round of the NBA Draft.
- Earned 2007 First Team All-Big Ten honors along with Oden in 2007.
- Started a wildly successful postseason performance earning 2007 Big Ten Tournament Most Valuable Player honors, the first of four Buckeyes to claim the award in the Thad Matta era.
- Followed the BTT effort with the 2007 NCAA South Regional Most Outstanding Player Award.
- Owns the Ohio State single season overall and freshman record for assists with 238.
- Averaged 6.1 assists a game, the second highest average in Ohio State history. Kelvin Ransey averaged 6.3 helpers in 1980 (171 total).
- Credited with six career games with at least 10 assists, second all-time behind Shannon Scott with eight (2012-15).
- Recorded 87 steals, the third most overall and the most by a freshman in Ohio State single season history.
- In Ohio State's freshman record book, Conley Jr. ranks No. 8 in scoring (441 pts.), No. 8 in field goals made (160), No. 10 in field goal percentage (.518/160-309), No. 5 in made free throws (100), No. 1 in assists (238) and steals (87).
- Three times credited with five steals in a single game to tie the Ohio State rookie record for thefts in a game. His six games with 10 assists are tied for fourth.
- Was named Ohio State's Co-MVP along with Greg Oden in 2007.
- Part of an Ohio State team that won a school record 35 total games, won the Big Ten regular season and postseason tournament titles and advanced to the 2007 NCAA National Championship game. The season was Ohio State's ninth of 10 total Four Appearances.



JON DIEBLER

2008-11, Upper Sandusky, Ohio
Upper Sandusky High School
Ohio State, Big Ten Record 374 Career Made 3-pointers

- Selected in the second round of the 2011 NBA Draft by the Portland Trailblazers.
- Ended his career No. 15 on the Ohio State career scoring list with 1,536 career points.
- Ranks No. 4 all-time at Ohio State in career free throw shooting percentage (.826/152-184).
- Owns both the Ohio State and Big Ten career record for made 3-pointers with 374.
- Set the Ohio State single-season record with 116 made 3s in 2010. He also owns the No. 2 spot with 114 made treys in 2011 and the No. 4 position with 96 in 2009.
- Made 10 of 12 3-pointers March 1, 2011 at Penn State to set both the Ohio State and Big Ten record for made 3s in a single game.
- Of Ohio State's Top 12 single game efforts from 3-point range as far as makes, Diebler owns seven with a game with 10 made, one with nine, one with eight, and four games with seven makes.
- Diebler attempted 900 3-pointers in his Ohio State career, the most all-time.
- With a career 3-point shooting percentage of 41.6 percent (374-900), Diebler owns the second best long range shooting percentage in Ohio State history.
- As a senior in 2011, Diebler made 50 percent of his long range shots (114-227) to set an Ohio State single season record for 3-point shooting percentage.
- Played in 144 career games at Ohio State, the fifth most in Ohio State history. His 115 starts ranks No. 8 all-time.



EVAN TURNER

2008-10, Chicago, Ill., St. Joseph's
2010 National Player of the Year
2010 Consensus First Team All-America
No. 21 Jersey Retired Feb. 16, 2016
Ohio State Athletics Hall of Fame (9/9/2016)

- Selected with the No. 2 overall pick of the first round of the 2010 NBA Draft by the Philadelphia 76ers. He was Ohio State's 22nd of 24 total NBA first rounders all-time.
- A 2010 First Team consensus All-American, Turner earned National Player of the Year accolades to go with 2010 Big Ten Player of the Year honors.
- The second conference player of the year in the Matta era (Terence Dials in 2006) and first national player of the year.
- Earned First Team All-Big Ten honors as both a sophomore and junior in 2009, 2010.
- One of four Big Ten Tournament MVPs (2010) in the Matta era.
- Finished No. 18 on the Ohio State all-time scoring list with 1,517 career points.
- Ninth all-time in career made foul shots with 385 and is No. 8 in single season free throws made with 175.
- Led the Buckeyes in rebounding as a sophomore (234/7.1 rpg.) and junior (284/9.2 rpg.).
- Ranks No. 9 all-time in career assists at Ohio State with 414. His 185 assists in 2010 ranks No. 5 all-time.
- Owns two of Ohio State's five all-time triple doubles. Scored 14 points, grabbed 17 rebounds and handed out 10 assists in a 100-60 win vs. Alcorn State Nov. 9, 2009. Had a stat line of 16 pts., 10 rebs., 11 asts., in 84-64 win vs. Lipscomb Nov. 28, 2009.
- Finished career with 27 double doubles, 12th most all-time in Ohio State history, tied with John Havlicek. Posted 16 double doubles as a junior, the 18th most in a single season at OSU.
- Named Ohio State's MVP as both a sophomore and junior in 2009, 2010.
- Named the Big Ten player of the week an Ohio State record 10 times.
- Had his No. 21 Jersey retired at halftime of the Michigan game Feb. 16, 2016.

CONLEY'S CAREER STATISTICS (OHIO STATE HOF CLASS OF 2017)

Year	G-GS	Min./Avg.	Total		3-Point		FT-FTA	Pct.	Rebounds				PF-D	Ast	TO	Blk	Stl	Pts.- Avg.
			FG-FGA	Pct.	FG-FGA	Pct.			Off	Def	Tot	Avg.						
2007	39-39	1,231/31.6	160-309	.518	21-69	.304	100-144	.694	27	107	134	3.4	60-1	238	86	10	87	441-11.3
Totals	39-39	1,231/31.6	160-309	.518	21-69	.304	100-144	.694	27	107	134	3.4	60-1	238	86	10	87	441-11.3

DIEBLER'S CAREER STATISTICS

Year	G-GS	Min./Avg.	Total		3-Point		FT-FTA	Pct.	Rebounds				PF-D	Ast	TO	Blk	Stl	Pts.- Avg.
			FG-FGA	Pct.	FG-FGA	Pct.			Off	Def	Tot	Avg.						
2008	37-8	781/21.1	63-207	.304	48-166	.289	43-55	.782	13	73	86	2.3	45-0	45	43	6	26	217-5.9
2009	33-33	1,211/36.7	117-278	.421	96-231	.416	40-50	.800	10	108	118	3.6	43-0	82	53	10	34	370-11.2
2010	37-37	1,375/37.2	148-338	.438	116-276	.420	69-79	.873	9	93	102	2.8	65-0	54	38	3	42	481-13.0
2011	37-37	1,320/35.7	145-286	.507	114-227	.502	64-79	.810	14	84	98	2.6	37-0	88	35	5	36	468-12.6
Totals	144-115	4,687/32.5	473-1,109	.427	374-900	.416	216-263	.821	46	358	404	2.8	190-0	269	169	24	138	1,536-10.7

TURNER'S CAREER OHIO STATE STATISTICS (OHIO STATE HOF CLASS OF 2016)

Year	G-GS	Min./Avg.	Total		3-Point		FT-FTA	Pct.	Rebounds				PF-D	Ast	TO	Blk	Stl	Pts.- Avg.
			FG-FGA	Pct.	FG-FGA	Pct.			Off	Def	Tot	Avg.						
2008	37-30	1,004/27.1	109-232	.470	23-69	.333	72-103	.699	33	131	164	4.4	90-1	98	99	19	47	313-8.5
2009	33-33	1,202/36.4	193-384	.503	11-25	.440	175-222	.788	56	178	234	7.1	97-2	131	117	27	58	572-17.3
2010	31-31	1,109/35.8	237-457	.519	20-55	.364	138-183	.745	62	222	284	9.2	86-3	185	136	28	54	632-20.4
Totals	101-94	3,315/32.8	539-1,073	.502	54-149	.362	385-508	.758	151	531	682	6.8	273-6	414	352	74	159	1,517-15.0



BUCKEYE GREATS



WILLIAM BUFORD

2009-12, Toledo, Ohio, Libbey High School
2009 Big Ten Freshman of the Year

- One of four Buckeyes to be named Big Ten Freshman of the Year (2009) during Thad Matta's tenure. There have been seven total Big Ten rookies of the year in Ohio State history: Jim Jackson (1990), Greg Simpson (1993), Michael Redd (1998), Greg Oden (2007), Buford, Jared Sullinger (2011) and D'Angelo Russell (2015).
- Finished career tied for the No. 3 spot all-time in career scoring at Ohio State with 1,990 career points.
- Is one of three Buckeyes all-time to score more than 500 points in a single season three times (Lucas, Redd).
- Made 744 career field goals, good for the No. 5 spot all-time at Ohio State. His 1,689 field goals attempted rank No. 1 in Ohio State history.
- Ranks 10th all-time at OSU with an 81.1 free throw shooting percentage (287-354). His 83.2 FT pct. (94-113) as a senior in 2012 ranks as the 8th best single season effort in Ohio State history.
- Made 215 career 3-pointers, good for the No. 3 spot in Ohio State history. The 558 career attempts from long range also rank third.
- Connected on 44.2 percent of his 3-point attempts as a junior (61-138), the second best single season effort in OSU history. His career 38.5 percent accuracy (215-558) from long range ranks No. 7 all-time.
- As a freshman in 2009, Buford's totals rank No. 10 in field goals made (142), No. 4 in 3-pointers made (43) and No. 1 in free throw percentage (.849/45-53).
- A four-year starter, Buford played in 145 career games as a Buckeye, the fourth most in history. His 137 career starts rank No. 1 all-time.
- Scored 162 career points in NCAA Tournament play, the third most in Ohio State history (Lucas-266; D. Thomas 205). Buford's 64 rebounds also rank third in NCAA competition behind Jerry Lucas (197) and John Havlicek (105).



JARED SULLINGER

2011-12, Columbus, Ohio, Northland High School
2011, 2012 First Team All-America

- Selected with the 21st pick in the first round of the 2012 NBA Draft by the Boston Celtics. He is Ohio State's 23rd NBA first round draft pick.
- Earned consensus All-America honors as both a freshman in 2011 and sophomore 2012. He is the first Buckeye to earn back to back first team consensus All-America honors since Jim Jackson in 1991, 1992. Sullinger also is just the third Buckeye to earn multiple first team recognition. Jerry Lucas as a three-time All-American in 1960-61-62.
- Sullinger earned first team All-Big Ten honors in both 2011 and 2012 and was the league's freshman of the year in 2011, the third of Thad Matta's four rookies of the year since 2005.
- In addition to earning the Big Ten's freshman of the year, Sullinger was named the 2011 national freshman of the year winning the Wayman Tisdale Trophy as the country's top rookie.
- The winner of the 2011 Big Ten Tournament MVP, Sullinger is one of four Buckeyes to earn top individual honors in the league's annual tournament in the Matta era (Conley 2007, Turner 2010, and Aaron Craft in 2013).
- Finished career 33rd on the Ohio State all-time scoring list with 1,282 points and a scoring average of 17.2 ppg.
- Scored more than 600 points in each of his two seasons on the Ohio State roster, one of six Buckeyes all-time to accomplish that feat.
- Scored an Ohio State freshman record 40 points vs. IUPUI (12/9/10), that total also was the 17th-t highest individual scoring effort in Ohio State history. It also was the most points scored by a Buckeye since a 41-point effort by Dennis Hopson at Dayton in 1986.
- Tied the Ohio State single-game field goal shooting percentage record by making all eight attempts vs. Penn State Jan. 5, 2006.
- With 188 made free throws in 2011, Sullinger owns the No. 5 spot in Ohio State history for made foul shots in a single season. He also has the No. 7 spot with 175 makes as a sophomore in 2012.
- Knocked down 16 free throws, twice, vs. IUPUI (12/9/10) and at Northwestern (3/11/11), the third most (tie) made foul shots in a single game at Ohio State.
- Attempted the most free throws in Ohio State single season history in 2011 (267). Also in the No. 7 spot with 228 free throw attempts in 2012.
- On the glass, Sullinger has two of the Top 6 single season rebound totals in Ohio State history with 377 in 2011 at No. 5 and 340 in 2012 at No. 6. His career rebound average of 9.68 rpg. is eighth best in Ohio State history.
- Averaged a double-double as a freshman with 17.2 points per game and 10.2 rebounds. The rebound average was the highest for a Buckeye since Brad Sellers averaged 12.6 rebounds per game in 1986.
- His 635 points scored as a rookie rates as the third most by a freshman in Ohio State history.
- Among Ohio State freshman all-time, Sullinger is No. 3 in scoring average (17.2 ppg.), No. 3-t in field goals made (222), No. 6 in field goal percentage (.541/222-410), No. 1 in free throws made (188), No. 1 in total rebounds (377) and No. 2 in rebound average (10.2 rpg).
- Sullinger also holds several of the top single game performances by a freshman in Ohio State history. He is No. 1 in field goals made (13-t) at Florida Nov. 16, 2010, No. 2 in field goal percentage (min. 10 made/765/13-17) at Florida, No. 1 in free throws made, twice with 16, No. 1 in free throws attempted (23) vs. IUPUI, No. 1 in defensive rebounds, twice, (14) at Illinois Jan. 22, 2011 and vs. South Carolina Dec. 18, 2010, No. 2 in total rebounds (19-t) vs. South Carolina and No. 1 in points scored (40) vs IUPUI.
- The 40 points scored vs. IUPUI and 19 rebounds vs. South Carolina are Value City Arena records.
- Ended two-year career with 35 double doubles, the 10th most in Ohio State history.
- His 18 double-doubles in 2011 tied an Ohio State freshman record also held by Herb Williams (1978) and overall that total rates as the 10th best in a single season all-time at OSU. Gary Bradds also had 18 D-Ds in 1963. Sullinger's 17 D-Ds as a sophomore in 2012 rates as the 13th-t best total in Ohio State history.
- In NCAA Tournament play, Sullinger was named to the 2012 All-East Regional Team. His 135 career points in NCAA Tournament play rank as the fifth most in Ohio State history. His 58 rebounds also are fifth all-time at Ohio State.
- The Big Ten selected Sullinger as it's player of the week seven times and as the freshman of the week a record 12 times in 2011.

BUFORD'S CAREER STATISTICS

Year	G-GS	Min./Avg.	Total		3-Point		FT-FTA		Rebounds		PF-D	Ast	TO	Blk	Stl	Pts.- Avg.		
			FG-FGA	Pct.	FG-FGA	Pct.	FT-FTA	Pct.	Off	Def							Tot	Avg.
2009	33-25	968/29.3	142-317	.448	43-119	.361	45-53	.849	29	93	122	3.7	49-0	35	39	12	28	372/11.3
2010	37-37	1,271/34.4	197-450	.438	49-128	.383	89-118	.754	52	157	209	5.6	81-1	116	65	10	41	532/14.4
2011	36-36	1,167/32.4	200-433	.462	61-138	.442	59-70	.843	35	106	141	3.9	78-1	106	66	11	29	520/14.4
2012	39-39	1,320/33.8	205-489	.419	62-173	.358	94-113	.832	35	159	194	5.0	71-0	104	84	9	33	566/14.5
Totals	145-137	4,726/32.6	744-1,669	.440	215-558	.385	287-354	.811	151	515	666	4.6	279-2	361	254	42	131	1,990/13.7

SULLINGER'S CAREER STATISTICS

Year	G-GS	Min./Avg.	Total		3-Point		FT-FTA		Rebounds		PF-D	Ast	TO	Blk	Stl	Pts.- Avg.		
			FG-FGA	Pct.	FG-FGA	Pct.	FT-FTA	Pct.	Off	Def							Tot	Avg.
2011	37-37	1,172/31.7	222-410	.541	3-12	.250	188-267	.704	131	246	377	10.2	90-1	43	59	20	37	635/17.2
2012	37-36	1,123/30.4	228-439	.519	16-40	.400	175-228	.768	116	224	340	9.2	109-1	46	71	39	43	647/17.5
Totals	74-73	2,295/31.0	450-849	.530	19-52	.365	363-495	.733	247	470	717	9.7	199-2	89	130	59	80	1,282/17.3



AARON CRAFT

2011-14, Findlay, Ohio,
Liberty Benton High School
2012-13-14 First Team Academic All-America
2013-14 Division I Basketball Academic All-

America of the Year

2014 NABC Defensive Player of the Year

- Three-time CoSIDA Capital One First Team Academic All-America. Twice named the Division I Academic All-American of the Year in the sport of men's basketball (2013, 2014). Four-time Ohio State Scholar Athlete.
- Elite 89 Award Winner for highest GPA in the 2012 Final Four.
- NABC Defensive Player of the Year in 2014
- Named a 2013 first team All-Big Ten selection, one of 11 named to the first team in the Thad Matta era.
- Also named the Big Ten's defensive player of the year twice, the first as a sophomore and then again following his senior campaign in 2014. He was a member of the all-defensive team all four seasons as a Buckeye (2011-12-13-14).
- As a freshman came off the bench for the Buckeyes in 2011 and was named the Big Ten's Sixth Man of the Year, the third award winner for the Buckeyes under Matta's direction.
- Ohio State Big Ten Medal of Honor winner in 2014.
- Named NABC National Defensive Player of the Year in

BUCKEYE GREATS

2014, the second Buckeye to win the honor (Greg Oden in 2007).

- Big Ten Tournament MVP in 2013, one of four Buckeyes all-time to earn the honor.
- Owns the career assist record at Ohio State with 694.
- Craft owns three of Top 10 OSU single season assists records (No. 6 in 2012-181, No. 7 in 2013-177, No. 10 in 2014-172).
- Set the Ohio State and Big Ten career steals record with 337 thefts.
- Craft owns four of Top 6 OSU single season steals records (No. 1 in 2012-98, No. 2 in 2014-89, No. 4 in 2013-77, No. 6 in 2011-73)
- Led Ohio State in both assists and steals all four years of his career.
- Recorded four games with 10 or more assists and seven games with six or more steals. Record seven steals, second most in a single game at Ohio State, twice (vs. American University Nov. 20, 2013 and vs. Iowa Jan. 19, 2011).
- His 15 helpers vs. George Mason (3/20/11) ranks No. 2 all-time for assists in a game at Ohio State and No. 1 in an NCAA Tournament game.
- One of three players in Big Ten history with 600+ assists and 300+ steals.
- Averaged nearly 30 wins per season as a Buckeye (119 total). Along with classmate Lenzelle Smith Jr., owns career wins record for a four-year senior class.
- It took just 119 games total to win 100 for Craft and Smith Jr., the fastest to the century wins mark in OSU history.
- Craft played in 148 total games, second most in Ohio State history. His 112 starts rate No. 10 all-time.
- Played an Ohio State record 4,819 career minutes and ended career 28th on the all-time scoring list with 1,314 career points.
- No. 2 among Ohio State freshman all-time in both assists (177) and steals (73). Mike Conley Jr. holds both records with 238 assists and 87 steals in 2007.
- Named Ohio State's Most Valuable Player in 2014.
- Scored 120 points in NCAA Tournament play, ninth most in Ohio State history. His 49 rebounds also ninth most at OSU.



CRAFT'S CAREER STATISTICS

Year	G-GS	Min./Avg.	Total		3-Point		FT-FTA	Pct.	Rebounds				PF-D	Ast	TO	Blk	Stl	Pts.- Avg.
			FG-FGA	Pct.	FG-FGA	Pct.			Off	Def	Tot	Avg.						
2011	37-1	1,069/29.6	83-180	.461	26-69	.377	64-88	.727	20	87	107	2.9	101-2	177	79	4	73	256/6.9
2012	39-39	1,255/32.2	115-230	.500	23-64	.359	92-129	.713	22	104	126	3.2	96-2	181	84	7	98	345/8.8
2013	37-37	1,263/34.1	129-309	.417	27-90	.300	86-112	.768	19	113	132	3.6	82-2	172	71	6	77	371/10.0
2014	35-35	1,205/34.4	113-239	.473	16-53	.302	100-135	.741	11	116	127	3.6	85-1	164	90	3	89	342/9.8
Totals	148-112	4,819/32.6	440-958	.459	92-276	.333	342-464	.737	72	420	492	3.3	364-7	694	324	20	337	1,314/8.9



HONORS & AWARDS

MOST VALUABLE PLAYERS

1947.....	Jack Underman
1948.....	Dick Schnittker
1949.....	Dick Schnittker
1950.....	Bob Donham
1951.....	Jim Remington
1952.....	Paul Ebert
1953.....	Paul Ebert
1954.....	Paul Ebert
1955.....	John Miller
1956.....	Robin Freeman
1957.....	Gene Millard
1958.....	Ken Sidle
1959.....	Larry Siegfried
1960.....	Jerry Lucas
1961.....	Jerry Lucas
1962.....	Jerry Lucas
1963.....	Gary Bradds
1964.....	Gary Bradds
1965.....	Dick Ricketts
1966.....	Bob Dove
1967.....	Bill Hosket
1968.....	Bill Hosket
1969.....	Dave Sorenson
1970.....	Dave Sorenson
1971.....	Jim Cleamons
1972.....	Mark Minor
1973.....	Allan Hornyak
1974.....	Bill Andreas
1975.....	Bill Andreas
1976.....	Craig Taylor
1977.....	Larry Bolden
1978.....	Kelvin Ransey
1979.....	Herb Williams
1980.....	Kelvin Ransey
1981.....	Herb Williams
1982.....	Clark Kellogg
1983.....	Tony Campbell
1984.....	Tony Campbell
1985.....	Ron Stokes
1986.....	Brad Sellers
1987.....	Dennis Hopson
1988.....	Jay Burson
1989.....	Jay Burson
1990.....	Perry Carter
1991.....	Jim Jackson
1992.....	Jim Jackson
1993.....	Jamie Skelton
1994.....	Lawrence Funderburke
1995.....	Lawrence Funderburke
1996.....	Doug Etzler
1997.....	Antonio Watson
1998.....	Jermaine Tate
1999.....	Damon Stringer
2000.....	Michael Redd
2001.....	Scoonie Penn
2002.....	Michael Redd
2003.....	Ken Johnson
2004.....	Scoonie Penn, Michael Redd
2005.....	George Reese
2006.....	Ken Johnson
2007.....	Brian Brown
2008.....	Brent Darby
2009.....	Velimir Radinovic
2010.....	Terence Dials
2011.....	Terence Dials
2012.....	Terence Dials
2013.....	Greg Oden/Mike Conley Jr
2014.....	Greg Oden/Mike Conley Jr
2015.....	Greg Oden/Mike Conley Jr
2016.....	Greg Oden/Mike Conley Jr
2017.....	Greg Oden/Mike Conley Jr
2018.....	Greg Oden/Mike Conley Jr
2019.....	Greg Oden/Mike Conley Jr
2020.....	Greg Oden/Mike Conley Jr
2021.....	Greg Oden/Mike Conley Jr
2022.....	Jamar Butler

2009.....	Evan Turner
2010.....	Evan Turner
2011.....	Jared Sullinger
2012.....	Jared Sullinger
2013.....	Jared Sullinger
2014.....	Jared Sullinger
2015.....	Jared Sullinger
2016.....	Jared Sullinger
2017.....	Jared Sullinger
2018.....	Jared Sullinger
2019.....	Jared Sullinger
2020.....	Jared Sullinger
2021.....	Jared Sullinger
2022.....	Jared Sullinger

D-I CONSENSUS ALL-AMERICA SELECTIONS

1925.....	Johnny Miner, First
1931.....	Wes Fesler, First
1939.....	Jimmy Hull, First
1944.....	Don Grate, Second
1945.....	Don Grate, Second
1950.....	Dick Schnittker, First
1955.....	Robin Freeman, Second
1956.....	Robin Freeman, First
1957.....	Frank Howard, Second
1960.....	Jerry Lucas, First
1961.....	Jerry Lucas, First
1962.....	Larry Siegfried, Second
1963.....	Jerry Lucas, First
1964.....	John Havlicek, Second
1963.....	Gary Bradds, Second
1964.....	Gary Bradds, First
1980.....	Kelvin Ransey, Second
1987.....	Dennis Hopson, Second
1991.....	Jimmy Jackson, First
1992.....	Jimmy Jackson, First
2000.....	Scoonie Penn, Second
2007.....	Greg Oden, Second
2010.....	Greg Oden, Second
2011.....	Evan Turner, First
2012.....	Jared Sullinger, First
2015.....	Jared Sullinger, First
2018.....	D'Angelo Russell, First
2021.....	Keita Bates-Diop, Second



D'Angelo Russell

TEAMS USED FOR CONSENSUS ALL-AMERICA SELECTIONS

1-The Associated Press.....	1948-present
2-U.S. Basketball Writers Assn.....	1960-present
3-National Assn. of Basketball Coaches.....	1957-present
4-Sporting News.....	1943-46, 1997-present
5-Helms Foundation.....	1925-48
6-United Press International.....	1949-96
7-Converse Yearbook.....	1932-48
8-Pic Magazine.....	1942-44
9-Argosy Magazine.....	1945
10-College Humor Mag.....	1929-33, '36
11-Madison Square Garden.....	1937-42
12-Collier's (Basketball Coaches).....	1939, 1949-56
13-Look Magazine.....	1949-63
14-Int'l national News Service.....	1950-58
15-USA Today.....	Present
Christy Walsh Syndicate.....	1929-30
Literary Digest Magazine.....	1934
Omaha World Newspaper.....	1937
Newspaper Enterprises Assn.....	1938, 1953-63
True Magazine.....	1946-47

OHIO STATE FIRST TEAM CONSENSUS ALL-AMERICANS

1925.....	Johnny Miner
1931.....	Wes Fesler
1939.....	Jimmy Hull
1950.....	Dick Schnittker
1956.....	Robin Freeman
1960.....	Jerry Lucas
1961.....	Jerry Lucas
1962.....	Jerry Lucas
1964.....	Gary Bradds
1991.....	Jim Jackson
1992.....	Jim Jackson
2010.....	Evan Turner
2011.....	Jared Sullinger
2012.....	Jared Sullinger
2015.....	Jared Sullinger
2021.....	D'Angelo Russell

YEAR-BY-YEAR ALL-AMERICANS

1925.....	Johnny Miner (5)
1931.....	Wes Fesler (5,10)
1937.....	Tippy Dye (11)
1939.....	Jimmy Hull (5,7,12,14)
1944.....	Don Grate (7,8)
1945.....	Don Grate (7,9)
1946.....	Arnie Risen (5,7)
1946.....	Paul Huston (5,7)
1949.....	Dick Schnittker (1,5,6)
1950.....	Dick Schnittker (1,5,6,12,13)
1953.....	Paul Ebert (1,5,6,13)
1954.....	Paul Ebert (1,5,6)
1955.....	Robin Freeman (1,6,12)
1956.....	Robin Freeman (1,5,6,13,14)
1957.....	Frank Howard (1,3,6,13)
1958.....	Frank Howard (1)
1960.....	Jerry Lucas (1,3,4,5,6,13)
1961.....	Jerry Lucas (1,3,4,5,6,13)
1961.....	Larry Siegfried (1,3,4,5,6,13)
1961.....	John Havlicek (1,6)

1962.....	Mel Nowell (1)
1962.....	Jerry Lucas (1,2,3,4,5,6)
1962.....	John Havlicek (1,2,3,4,5,6)
1963.....	Gary Bradds (1,3,6)
1964.....	Gary Bradds (1,2,3,5,6)
1968.....	Bill Hosket (1)
1969.....	Dave Sorenson (1)
1971.....	Jim Cleamons (1)
1972.....	Allan Hornyak (1,3,6)
1972.....	Luke Witte (1,3)
1973.....	Allan Hornyak (6)
1979.....	Kelvin Ransey (6)
1980.....	Kelvin Ransey (2,3,6)
1982.....	Herb Williams (1)
1982.....	Clark Kellogg (1)
1987.....	Dennis Hopson (1,2,3,6)
1989.....	Jay Burson (1)
1991.....	Jimmy Jackson (1,2,3,6)
1992.....	Treg Lee (1)
1992.....	Jimmy Jackson (1,2,3,6)
1999.....	Scoonie Penn (1,2,3)
2000.....	Scoonie Penn (1,2,3,4)
2000.....	Michael Redd (1)
2001.....	Ken Johnson (1)
2006.....	Terence Dials (1)
2007.....	Greg Oden (1,2,3,4)
2007.....	Mike Conley Jr. (1)
2009.....	Evan Turner (1)
2010.....	Evan Turner (1,2,3,4)
2011.....	Jared Sullinger (1,2,3,4)
2012.....	Jared Sullinger (1,2,3,4)
2013.....	Deshaun Thomas (1,3,4)
2013.....	Aaron Craft (1)
2015.....	D'Angelo Russell (1,2,3,4)
2018.....	Keita Bates-Diop (1,2,3,4)
2021.....	E.J. Liddell (15)

ASSOCIATED PRESS ALL-AMERICANS

1949.....	Dick Schnittker, Third
1950.....	Dick Schnittker, First
1953.....	Paul Ebert, Second
1954.....	Paul Ebert, Hon. Mention
1955.....	Robin Freeman, First
1956.....	Robin Freeman, First
1957.....	Frank Howard, Second
1958.....	Frank Howard, Honorable Mention
1960.....	Jerry Lucas, First
1961.....	Jerry Lucas, First
1961.....	John Havlicek, Third
1961.....	Larry Siegfried, Third
1961.....	Mel Nowell, Honorable Mention
1962.....	Jerry Lucas, First
1962.....	John Havlicek, Second
1963.....	Gary Bradds, First
1964.....	Gary Bradds, First
1968.....	Bill Hosket, Honorable Mention
1969.....	Dave Sorenson, Third
1971.....	Jim Cleamons, Honorable Mention
1972.....	Allan Hornyak, Hon. Men.
1972.....	Luke Witte, Honorable Mention
1980.....	Herb Williams, Third
1982.....	Clark Kellogg, Honorable Mention
1987.....	Dennis Hopson, Second
1989.....	Jay Burson, Honorable Mention
1991.....	Jim Jackson, Second
1991.....	Treg Lee, Honorable Mention
1992.....	Jim Jackson, First
1999.....	Scoonie Penn, Third



HONORS & AWARDS

2000 Scoonie Penn, Third
Michael Redd, Honorable Mention
2001 Ken Johnson, Honorable Mention
2006 Terence Dials, Honorable Mention
2007 Greg Oden, First
Mike Conley Jr., Honorable Mention
2009 Evan Turner, Honorable Mention
2010 Evan Turner, First
2011 Jared Sullinger, First
2012 Jared Sullinger, First
2013 Deshaun Thomas, Third
Aaron Craft, Honorable Mention
2015 D'Angelo Russell, First
2018 Keita Bates-Diop, Second

USBWA ALL-AMERICANS

1962 Jerry Lucas, First
John Havlicek, First
1964 Gary Bradds, First
1980 Kelvin Ransey, Second
1987 Dennis Hopson, Second
1991 Jimmy Jackson, First
1992 Jimmy Jackson, First
1999 Scoonie Penn, Second
2000 Scoonie Penn, Second
2007 Greg Oden, Second
2010 Evan Turner, First
2011 Jared Sullinger, First
2012 Jared Sullinger, First
2015 D'Angelo Russell, First
2018 Keita Bates-Diop, Second

NABC ALL-AMERICANS

1957 Frank Howard, Third
1960 Jerry Lucas, First
1961 Jerry Lucas, First
Larry Siegfried, Third
1962 Jerry Lucas, First
John Havlicek, Second
1963 Gary Bradds, Third
1964 Gary Bradds, First
1972 Allan Hornyak, Second
Luke Witte, Third
1980 Kelvin Ransey, Third
1987 Dennis Hopson, Second
1991 Jimmy Jackson, Second
1992 Jimmy Jackson, First
1999 Scoonie Penn, Third
2000 Scoonie Penn, Second
2007 Greg Oden, Second
2010 Evan Turner, First
2011 Jared Sullinger, First
2012 Jared Sullinger, First
2013 Deshaun Thomas, Third
2015 D'Angelo Russell, First
2018 Keita Bates-Diop, Second

HELMS FOUNDATION ALL-AMERICANS

1925 John Miner, First
1931 Wes Fesler, First
1939 Jimmy Hull, First
1945 Arnie Risen, Second
1946 Paul Huston, First
1949 Dick Schnittker, Third
1950 Dick Schnittker, First
1953 Paul Ebert, Second
1954 Paul Ebert, Third

1956 Robin Freeman, First
1960 Jerry Lucas, First
1961 Jerry Lucas, First
Larry Siegfried, First
1962 Jerry Lucas, First
John Havlicek, First
1964 Gary Bradds, First

UPI ALL-AMERICANS

1949 Dick Schnittker, Third
1950 Dick Schnittker, First
1953 Paul Ebert, Third
1954 Paul Ebert, Third
1955 Robin Freeman, Second
1956 Robin Freeman, First
1957 Frank Howard, Third
1960 Jerry Lucas, First
1961 Jerry Lucas, First
John Havlicek, Second
1961 John Havlicek, Second
1961 Larry Siegfried, Third
1962 Jerry Lucas, First
1962 John Havlicek, First
1963 Gary Bradds, First
1964 Gary Bradds, First
1972 Allan Hornyak, Second
1973 Allan Hornyak, Third
1979 Kelvin Ransey, Third
1980 Kelvin Ransey, Second
1987 Dennis Hopson, Second
1991 Jimmy Jackson, First
1992 Jimmy Jackson, First

SPORTING NEWS ALL-AMERICANS

1960 Jerry Lucas, First
1961 Jerry Lucas, First
Larry Siegfried, First
1962 Jerry Lucas, First
John Havlicek, Second
2000 Scoonie Penn, Second
2007 Greg Oden, Second
2010 Evan Turner, First
2011 Jared Sullinger, First
2012 Jared Sullinger, First
2013 Deshaun Thomas, Second
2015 D'Angelo Russell, First
2018 Keita Bates-Diop, Second

CONSENSUS FIRST TEAM

ALL-AMERICANS (BY SCHOOL)

School	No.	Players
Kansas	30	23
North Carolina	27	18
Kentucky	26	21
Purdue	26	18
Duke	24	21
Penn	24	14
Notre Dame	23	14
Wisconsin	21	18
UCLA	21	15
Columbia	19	13
Indiana	16	13
Ohio State	15	11

DIVISION I ACADEMIC ALL-AMERICAN

1968 Bill Hosket
2012 Aaron Craft
2013 Aaron Craft
2014 Aaron Craft

DIVISION I ACADEMIC ALL-AMERICAN OF THE YEAR

2013 Aaron Craft
2014 Aaron Craft

NCAA ELITE 89 AWARD

2012 Aaron Craft
(Highest GPA in Final Four)

NCAA POSTGRADUATE SCHOLARSHIP WINNER

1968 Bill Hosket

NCAA DIVISION I PLAYER OF THE YEAR

1961 Jerry Lucas, AP, UPI,
USBWA (Oscar Robertson Trophy),
The Sporting News
1962 Jerry Lucas, AP, UPI,
USBWA (Oscar Robertson Trophy),
The Sporting News
1964 Gary Bradds, AP, UPI

1992 Jimmy Jackson, UPI
2010 Evan Turner, Sporting News
USBWA (Oscar Robertson Trophy),
AP, NABC, Naismith, Wooden

JERRY WEST AWARD -- NATION'S TOP SHOOTING GUARD

2015 D'Angelo Russell

DIVISION I DEFENSIVE PLAYER OF THE YEAR

2007 Greg Oden
2014 Aaron Craft

DIVISION I FR. OF THE YEAR

2011 Jared Sullinger,
Sporting News, NABC (Wayman Tisdale
Award)

PETE NEWELL BIG MAN AWARD

2007 Greg Oden

NCAA ALL-REGIONAL TEAMS

1960 John Havlicek
1960 Jerry Lucas
1961 John Havlicek
1961 Jerry Lucas
1962 John Havlicek
1963 Jerry Lucas (MOP)
1964 Don Hilt
1968 Dave Sorenson (MOP)
1968 Bill Hosket
1971 Allan Hornyak
1971 Luther Witte
1999 Michael Redd
1999 Ken Johnson
1999 Scoonie Penn (MOP)
2007 Mike Conley Jr. (MOP)
2007 Ron Lewis
2007 Greg Oden
2010 Evan Turner
2012 Jared Sullinger
2013 LaQuinton Ross
Deshaun Thomas

FINAL FOUR MOST OUTSTANDING PLAYER

1939 Jimmy Hull
1960 Jerry Lucas
1961 Jerry Lucas

FRANCIS POMEROY AWARD

(Nation's best player under 6-feet)
2000 Scoonie Penn



Keita Bates-Diop



HONORS & AWARDS

OSU PLAYERS ON USA

BASKETBALL TEAMS

USA Olympic Teams

Jerry Lucas (1960-Gold)
 Bill Hosket (1968-Gold)
 Michael Redd (2008-Gold)

Pan-American Games

Gary Bradds (1963)
 Luke White (1971)
 Jim Jackson (1991)

World University Games

Jim Cleamons (1970)
 Curtis Wilson (1987)
 Scoonie Penn (1999)
 Michael Redd (1999)
 Evan Turner (2009)

ALL-BIG TEN FORWARDS (26)

1925..... Johnny Miner
 1939..... Jimmy Hull
 1941..... Dick Fisher
 1944..... Don Grate
 1945..... Don Grate
 1949..... Dick Schnittker
 1950..... Dick Schnittker
 1952..... Paul Ebert
 1953..... Paul Ebert
 1954..... Paul Ebert
 1957..... Frank Howard
 1958..... Frank Howard
 1961..... John Havlicek
 1962..... John Havlicek
 1968..... Bill Hosket, Jr.
 1982..... Clark Kellogg
 1983..... Tony Campbell
 1984..... Tony Campbell
 1986..... Brad Sellers
 1987..... Dennis Hopson
 1991..... Jim Jackson
 2011..... Jared Sullinger
 2012..... Jared Sullinger
 2013..... Deshaun Thomas
 2018..... Keita Bates-Diop
 2021..... E.J. Liddell

ALL- BIG TEN GUARDS (31)

1927..... Bill Hunt
 1931..... Wesley Fesler
 1933..... Howard Mattison
 1936..... Tippy Dye
 1937..... Tippy Dye
 1939..... Bob Lynch
 1946..... Paul Huston
 1950..... Bob Donham
 1955..... Robin Freeman
 1956..... Robin Freeman
 1961..... Larry Siegfried
 1971..... Jim Cleamons
 1971..... Allan Hornyak
 1972..... Allan Hornyak
 1973..... Allan Hornyak
 1978..... Kelvin Ransey
 1979..... Kelvin Ransey
 1980..... Kelvin Ransey
 1989..... Jay Burson
 1992..... Jim Jackson
 1999..... Scoonie Penn
 2000..... Scoonie Penn
 2000..... Michael Redd
 2002..... Brian Brown



Chris Holtmann

2007..... Mike Conley, Jr.
 2008..... Jamar Butler
 2009..... Evan Turner
 2010..... Evan Turner
 2013..... Aaron Craft
 2015..... D'Angelo Russell
 2021..... Duane Washington Jr.

ALL-BIG TEN CENTERS (17)

1925..... H. Cunningham
 1933..... Bill Hosket, Sr.
 1944..... Arnold Risen
 1946..... Jack Underman
 1960..... Jerry Lucas
 1961..... Jerry Lucas
 1962..... Jerry Lucas
 1963..... Gary Bradds
 1964..... Gary Bradds
 1967..... Bill Hosket, Jr.
 1969..... Dave Sorenson
 1970..... Dave Sorenson
 1971..... Luke Witte
 1980..... Herb Williams
 2001..... Ken Johnson
 2006..... Terence Dials
 2007..... Greg Oden
 2020..... Kaleb Wesson

ACADEMIC ALL-BIG TEN

1965-66..... Bill Hosket
 1966-67..... Bill Hosket
 1967-68..... Bill Hosket
 1968-69..... Craig Barclay
 1969-70..... Jim Cleamons
 1974-75..... Dan Weston
 1984-85..... Troy Taylor
 1987-88..... Anthony White
 1989-90..... Steven Hall
 1990-91..... Steven Hall
 1991-92..... Steven Hall
 1992-93..... Doug Etzler
 1993-94..... Doug Etzler
 Nathan Wilbourne
 1994-95..... Doug Etzler
 1995-96..... Steve Belter
 1996-97..... Eric Hanna
 1997-98..... Eric Hanna
 2000-01..... Sean Connolly
 2001-02..... Sean Connolly

2002-03..... Sean Connolly
 Matt Marinchick
 Ugo Nwankwo
 2003-04..... Matt Marinchick
 Ugo Nwankwo
 2004-05..... Matt Marinchick
 2007-08..... Mark Titus
 2008-09..... P.J. Hill, Kyle Madsen
 2009-10..... Kyle Madsen
 Danny Peters
 Zisis Sarikopoulos
 2012..... Aaron Craft
 2013..... Aaron Craft
 Alex Rogers
 Sam Thompson
 2014..... Aaron Craft
 Amadeo Della Valle
 Jake Lorbach
 2017..... Joey Lane
 2018..... Joey Lane
 Micah Potter
 Jae'Sean Tate
 2019..... Danny Hummer
 Musa Jallow
 Joey Lane
 Kyle Young
 2020..... Harrison Hookfin
 Danny Hummer
 Musa Jallow
 Kyle Young
 2021..... Justin Ahrens
 Jansen Davidson
 Harrison Hookfin
 Musa Jallow
 Justice Sueing
 Kyle Young

BIG TEN PLAYER OF THE YEAR

1987..... Dennis Hopson
 1991..... Jim Jackson
 1992..... Jim Jackson
 1999..... Scoonie Penn
 2006..... Terence Dials
 2010..... Evan Turner
 2018..... Keita Bates-Diop

BIG TEN FRESHMAN OF THE YEAR

1990..... Jim Jackson
 1993..... Greg Simpson
 1998..... Michael Redd
 2007..... Greg Oden
 2009..... William Buford
 2011..... Jared Sullinger
 2015..... D'Angelo Russell

BIG TEN

COACH OF THE YEAR

1983..... Eldon Miller
 1991..... Randy Ayers
 1992..... Randy Ayers
 1999..... Jim O'Brien
 2001..... Jim O'Brien
 2006..... Thad Matta
 2007..... Thad Matta
 2010..... Thad Matta
 2018..... Chris Holtmann

BIG TEN DEFENSIVE

PLAYER OF THE YEAR

2000..... Ken Johnson
 2001..... Ken Johnson
 2007..... Greg Oden
 2012..... Aaron Craft
 2014..... Aaron Craft

BIG TEN MEDAL OF HONOR WINNERS

1931..... Charles R. Larkins (fb/mbk)
 1936..... Bruce B. Laybourne
 1947..... Warren E. Amling (fb/mbk)
 1954..... Paul Allen Ebert (mbk, base)
 1959..... Larry P. Huston
 1960..... Richard L. Furry
 1961..... Richard H. Hoyt
 1963..... Jerry R. Lucas
 1964..... Donald H. Flatt
 1968..... Wilmer F. Hosket
 1971..... James Cleamons
 2014..... Aaron Craft

BIG TEN MOST VALUABLE PLAYERS SELECTED BY THE CHICAGO TRIBUNE

1956..... Robin Freeman
 1960..... Jerry Lucas
 1961..... Jerry Lucas
 1962..... Jerry Lucas
 1963..... Gary Bradds
 1964..... Gary Bradds
 1971..... Jim Clemons
 1982..... Clark Kellogg
 1991..... Jim Jackson
 1992..... Jim Jackson
 2006..... Terence Dials



HONORS & AWARDS

BIG TEN STANDINGS, 1905-2021

	Won	Lost	Pct.	Years
1 Maryland	82	48	.631	7
2 Illinois	963	637	.602	116
3 Purdue	988	692	.588	116
4 Indiana	948	697	.576	121
5 Michigan State	669	503	.571	71
6 Michigan	782	693	.530	104
7 OHIO STATE	824	735	.529	109
8 Iowa	802	805	.499	109
9 Wisconsin	848	870	.494	116
10 Minnesota	742	827	.473	113
11 Chicago	168	296	.362	41
12 Nebraska	61	124	.330	10
13 Penn State	166	341	.327	29
14 Northwestern	527	1158	.313	113
15 Rutgers	37	95	.280	7

ALL-TIME BIG TEN CHAMPIONSHIPS

	Outright	Shared	Total
1 Purdue	13	11	24
2 Indiana	13	9	22
3 OHIO STATE	13	7	20
4 Wisconsin	9	10	19
5 Illinois	8	9	17
Michigan State	7	9	16
7 Michigan	9	6	15
8 Iowa	4	4	8
Minnesota	4	4	8
10 Chicago	4	2	6
11 Northwestern	1	1	2
12 Maryland	0	1	1

BIG TEN PLAYERS OF THE WEEK (1981- PRES.)

1/12/82	Clark Kellogg
2/14/83	Tony Campbell
1/23/84	Tony Campbell
2/25/85	Brad Sellers
12/9/85	Dennis Hopson
3/3/86	Brad Sellers
1/20/87	Dennis Hopson
1/27/87	Dennis Hopson
12/8/87	Jay Burson
1/19/88	Jay Burson
1/3/89	Jay Burson
1/2/90	Perry Carter
1/98/90	Jim Jackson
2/6/90	Jim Jackson
2/12/91	Jim Jackson
2/19/91	Jim Jackson
1/6/92	Jim Jackson
2/3/92	Jim Jackson
2/10/92	Chris Jent
3/2/92	Jim Jackson
1/11/93	Greg Simpson
11/16/98	Scoonie Penn
12/21/98	Michael Redd
1/4/99	Michael Redd
1/25/99	Michael Redd
2/15/99	Scoonie Penn
2/22/99	Scoonie Penn
1/31/00	Ken Johnson
2/21/00	Michael Redd
3/6/00	George Reese

12/18/00	Brian Brown
1/12/01	Brian Brown
2/26/01	Ken Johnson
1/21/02	Brian Brown
12/16/02	Brent Darby
2/23/04	Velimir Radinovic
12/20/04	Terence Dials
12/27/04	Terence Dials
12/19/05	Je'Kel Foster
2/6/06	Je'Kel Foster
2/13/06	Jamar Butler
2/27/06	Terence Dials
11/13/06	Ron Lewis
1/29/07	Greg Oden
2/12/07	Mike Conley Jr.
2/26/07	Greg Oden
11/26/07	Kosta Koufos
3/10/08	Jamar Butler
12/8/08	Evan Turner
1/19/09	William Buford
2/2/09	Evan Turner
2/9/09	Evan Turner
11/16/09	Evan Turner
11/23/09	Evan Turner
11/30/09	Evan Turner
12/28/09	David Lighty
1/18/10	Evan Turner
2/8/10	Evan Turner
2/22/10	Evan Turner
3/1/10	Evan Turner
11/22/10	Jared Sullinger
12/13/10	Jared Sullinger

1/10/11	Jared Sullinger
1/24/11	Jared Sullinger
3/7/11	Jon Diebler
12/19/11	Deshaun Thomas
1/9/12	Jared Sullinger
2/6/12	Jared Sullinger
3/5/12	Jared Sullinger
11/19/12	Deshaun Thomas
1/14/13	Deshaun Thomas
3/11/13	Aaron Craft
12/9/13	LaQuinton Ross
1/6/14	Aaron Craft
2/10/14	Aaron Craft
1/26/15	D'Angelo Russell
2/9/15	D'Angelo Russell
12/11/17	Keita Bates-Diop
1/8/18	Keita Bates-Diop
1/15/18	Keita Bates-Diop
2/5/18	Keita Bates-Diop
12/24/18	Kaleb Wesson
11/18/19	Kaleb Wesson
2/22/21	Duane Washington, Jr.

1/17/11	Aaron Craft
1/24/11	Jared Sullinger
1/31/11	Jared Sullinger
2/7/11	Jared Sullinger
3/7/11	Jared Sullinger
12/8/14	D'Angelo Russell
12/29/14	D'Angelo Russell
1/19/15	D'Angelo Russell
1/26/15	D'Angelo Russell
2/2/15	D'Angelo Russell
2/9/15	D'Angelo Russell
3/2/15	D'Angelo Russell
1/18/16	JaQuan Lyle
12/4/17	Kaleb Wesson
1/22/18	Kaleb Wesson
12/23/19	D.J. Carton

COLUMBUS DISPATCH

OHIO COACH OF THE YEAR

1983	Eldon Miller
1987	Gary Williams
1991	Randy Ayers
1999	Jim O'Brien
2006	Thad Matta
2007	Thad Matta
2010	Thad Matta
2011	Thad Matta
2012	Thad Matta
2013	Thad Matta
2018	Chris Holtmann

BIG TEN FRESHMAN OF THE WEEK (2010-PRES.)

11/15/10	Jared Sullinger
11/22/10	Jared Sullinger
11/29/10	Deshaun Thomas
12/6/10	Jared Sullinger
12/13/10	Jared Sullinger
12/20/10	Jared Sullinger
12/27/10	Jared Sullinger
1/3/11	Jared Sullinger
1/10/11	Jared Sullinger



Kaleb Wesson



OHIO STATE'S FIRST ROUND NBA DRAFT PICKS

Year	Player (Years at OSU)	NBA (Pick)
2015	D'Angelo Russell (2015)	Los Angeles Lakers (2)
2012	Jared Sullinger (2011-2012)	Boston Celtics (21)
2010	Evan Turner (2008-10)	Philadelphia 76ers (2)
2009	B.J. Mullens (2009)	Dallas Mavericks (24)
2008	Kosta Koufos (2008)	Utah Jazz (23)
2007	Greg Oden (2007)	Portland Trail Blia (1)
2007	Mike Conley Jr. (2007)	Memphis Grizzlies (4)
2007	Daequan Cook (2007)	Philadelphia 76ers (21)
1992	Jim Jackson (1990-92)	Dallas Mavericks (4)
1987	Dennis Hopson (1984-87)	New Jersey Nets (3)
1986	Brad Sellers (1985-86)	Chicago Bulls (9)
1984	Tony Campbell (1981-84)	Detroit Pistons (20)
1982	Clark Kellogg (1980-82)	Indiana Pacers (8)
1981	Herb Williams (1978-81)	Indiana Pacers (14)
1980	Kelvin Ransey (1977-80)	Chicago Bulls (4)
1971	Jim Cleamons (1969-71)	Los Angles Lakers (13)
1968	Bill Hosket (1966-68)	New York Knicks (10)
1964	Gray Bradds (1962-64)	Baltimore Bullets (3)
1962	Jerry Lucas (1960-62)	Cincinnati Royals (6)
1962	John Havlicek (1960-62)	Boston Celtics (9)
1961	Larry Siegfried (1959-61)	Cincinnati Royals (3)
1950	Dick Schnittker (1948-50)	Washington (5)
1947	Paul Huston (1945-47)	Chicago (8)
1947	John Underman (1946-47)	St. Louis (7)

CURRENT BUCKEYES IN THE NBA

D'Angelo Russell (2015)	Minnesota Timberwolves
Mike Conley Jr. (2007)	Utah Jazz
Jae'Sean Tate (2014-18)	Houston Rockets
Keita Bates Diop (2014-18)	San Antonio Spurs

BUCKEYES WHO PLAYED IN THE ABA

Joe Roberts (1958-60)	Kentucky Colonels (1967-78)
Gary Bradds (1962-64)	Oakland Americans (1967) Oakland Caps (1967-69); Washington Capitols (1969-70); Texas Chaparrals (1970-71); Carolina Cougars (1970-71)

BUCKEYES DRAFTED BY THE IBL

Chris Jent (1988-91), 6th pick, 1st Rnd	New Mexico Slam (1999)
---	------------------------

OHIO STATE PLAYERS AND COACHES IN THE NATIONAL BASKETBALL HALL OF FAME

	Inducted	Coach/Player	OSU Career/Tenure
L.W. St. John	1962	Coach	1912-19
Harold Olsen	1959	Coach	1923-46
Fred Taylor	1986	Coach	1959-76
Jerry Lucas	1979	Player	1960-62
John Havlicek	1983	Player	1960-62
Neil Johnston	1990	Player	1947-48
Bob Knight	1991	Player	1960-62
Arnie Risen	1998	Player	1944-45
Gary Williams	2014	Coach	1987-89

OHIO STATE UNIVERSITY ATHLETICS HALL OF FAME

Name (Class of--Inducted)Lettered

Paul Ebert (1977--9/17/77)	1952-54
Wes Fesler (1977--9/17/77)	1929-31
Ernie Godfrey (1977-9/17/77)	1914-15
Charles "Chic" Harley (1977--9/17/77)	1920-21
John Havlicek (1977--9/17/77)	1960-62
Jimmy Hull (1977--9/17/77)	1938-39
Jerry Lucas (1977--9/17/77)	1960-62
Johnny Miner (1977--9/17/77)	1923-25
Gary Bradds (1978--10/7/78)	1962-64
Bill Hosket, Jr. (1978--10/7/78)	1966-68
Bill Hosket, Sr.(1978--10/7/78)	1932-33
Richard Larkins (1978--10/7/78)	1929-30
Gaylord Stinchcomb (1978--10/7/78)	1917,1919-20
Jack Dugger (1979--9/22/79)	1942-44
Robin Freeman (1979--9/22/79)	1954-56
Harold Cunningham (1980--9/27/80)	1923-25
Lewis Hinchman (1980--9/27/80)	1930-32
Fred Taylor (1980-9/27/80)	(C) 1959-76
Warren Amling (1981--10/17/81)	1944-46
Richard Schnittker (1981--10/17/81)	1948-50
Frank Howard (1982--10/2/82)	1956-58
Larry Siegfried (1983--9/30/83)	1959-61
Jim Cleamons (1984--9/22/84)	1969-71
William (Tippy) Dye (1984--9/22/84)	1934-36
Mel Nowell (1985--9/27/85)	1960-62
James McDonald (1986--9/26/86)	1935-37
Kelvin Ransey (1986--9/26/86)	1977-80
Campbell Graf (1988--9/23/88)	1913-15
Jack Graf (1988--9/23/88)	1939-41
Don Scott (1988--9/23/88)	1939
Jim Brown (1991--9/13/91)	1963-65
Allan Hornyak (1992--10/9/92)	1971-73
Dennis Hopson (1994--9/23/94)	1984-87
Dick Fisher (1996--9/20/96)	1939-41, 1945
Don Grate (1996--9/20/96)	1944-45
Jim Jackson (1998--9/18/98)	1990-92
Herb Williams (1999--9/10/99)	1978-81
Dave Sorenson (2000--9/15/00)	1968-70
Clark Kellogg (2001--9/14/01)	1980-82
Nick Wasylik (2003--9/12/03)	1934-38
Arnie Risen (2004--9/10/04)	1944-45
Michael Redd (2009--9/25/09)	1998-00
Fred Norton (2010--9/24/10)	1914-17
Bob Knight (2012--9/14/12)	1960-62
James "Scoonie" Penn (2013--9/27/13)	1999-00
Terence Dials (2015--9/18/15)	2002, 04-06
Evan Turner (2016--9/9/16)	2008-10
Mike Conley Jr. (2017--10/6/17)	2007
Thad Matta (2019--9/6/19)	2005-2017

OHIO BASKETBALL HALL OF FAME

Name or Team (Class of)

Gary Bradds (2006)
Jay Burson (2006)
John Havlicek (2006)
Bill Hosket Jr. (2006)
Bill Hosket Sr. (2006)
Jim Jackson (2006)
Clark Kellogg (2006)
Bob Knight (2006)
Jerry Lucas (2006)
L.W. St. John (2006)
Fred Tylor (2006)
1960 NCAA Champions (2006)
Robin Freeman (2007)
Jimmy Hull (2007)
Jim Cleamons (2008)
Tippy Dye (2008)
Allan Hornyak (2008)
Frank Howard (2008)
Harold Olsen (2008)
Arnie Risen (2008)
Larry Siegfried (2008)
Herb Williams (2008)
Eldon Miller (2009)
Michael Redd (2009)
Richard Schnittker (2009)
Paul Ebert (2011)
Gene Millard (2011)
Dennis Hopson (2014)
John Miner (2015)
Craig Taylor (2017)
James "Scoonie" Penn (2019)
Dave Sorenson (2019)



Fred Taylor (right) with Woody Hayes (middle) and Bobby Knight (left).



ALL TIME STARTING LINEUPS

1913 Archer Reilly (C) Ross Richmond Trautman Fritz	1923 Lewis Dudley Howard Blair Dudley Robinson (C) Harlon Davis Arthur Haid	1932 Herbert Brown Bob Colburn Fred Conrad Howard Mattison Joe Hoffer (C)	1941 Fred Miller Gil Mickelson (C) Jack McLain Jack Dawson Max Gecowets	1950 Bob Burkholder Gene Brown Fred Taylor Dick Schnittker (C) Bob Donham	1959 Larry Siegfried Joe Carlson (CC) Larry Huston (CC) Joe Roberts Richard Furry
1914 Boyd Cherry Bliss Dean Richmond (C) Graf Godfrey	1924 Johnny Miner (C) Melville Shaw Harold Cunningham George Cameron Ralph Seiffer	1933 Lewis Hinchman Bob Colburn Bill Hosket Howard Mattison (C) Bill Beitner	1942 Fred Miller Bud Wise Robert Shaw Jack Graf (C) Max Gecowets	1951 John Karaffa Jack Jones Ralph Armstrong James Remmington (C) Bill Wilks	1960 (25-3) John Havlicek Joe Roberts (CC) Jerry Lucas Larry Siegfried Mel Nowell
1915 Foust Simmermacher Boyd Cherry (C) Graf Godfrey	1925 Johnny Miner Melville Shaw Harold Cunningham George Cameron (C) Ralph Seiffer	1934 Padlow Bob Colburn Rosequist Fred Conrad (C) Bill Beitner	1943 Fred Miller (C) Bud Wise Robert Shaw Dick Schrider Lou Trabitz	1952 John Karaffa (C) Jack Jones Paul Ebert Tom Williams Bill Wilks	1961 (27-1) John Havlicek Richie Hoyt Jerry Lucas Mel Nowell Larry Siegfried (C)
1917 Don Leader (C) Norton Clarence McDonald Davies Charles Bolen	1926 Wilbur Tarbert Benton Dempsey Harold Cunningham Ralph Seiffer (C) William Hunt	1935 Warren Whitlinger Red Wilson Earl Thomas Bill Beitner (C) Tippy Dye	1944 Paul Huston Bob Bowen Arnold Risen Donald Grate (C) Jack Dugger	1953 Merrill Hatfield Dean Cook Paul Ebert Tom Williams (C) Bill Wilks	1962 (26-2) John Havlicek (C) Doug McDonald Jerry Lucas Mel Nowell Dick Reasbeck
1918 Davies Francis Kennedy Nemecek Charles Bolen (C)	1927 Fred Grim R.R. Bell Wilbur Tarbert William Hunt (C) Joseph Cox	1936 Warren Whitlinger (C) Jim McDonald Earl Thomas Raudabaugh Tippy Dye	1945 Paul Huston (C) Warren Amling Arnold Risen Donald Grate Jack Dugger	1954 Robin Freeman Dean Cook Paul Ebert (C) John Miller Don Kelley	1963 (20-4) Doug McDonald (C) Jim Doughy Gary Bradds Dick Ricketts Dick Reasbeck
1919 Matheny Francis Clarence McDonald Edgar Weltner (C) Boland	1928 Robin Bell (C) Fred Grim George Van Heyde Joseph Cox Ronald Hectorne	1937 Jim McDonald Jimmy Hull Earl Thomas Tippy Dye (C) Raudabaugh	1946 Paul Huston Warren Amling Jack Underman Bob Bowen Ray Snyder (C)	1955 Don Kelley John Miller (C) Charles Ropes Charles Ellis Robin Freeman	1964 (16-8) Don DeVoe Jim Shaffer Gary Bradds (C) Tom Bowman Dick Ricketts
1920 Abraham Greenspun Francis Clarence McDonald (C) Nemecek Clark	1929 Jack Evans Harold Ervin George Van Heyde (C) Wesley Fesler Richard Larkins	1938 Jimmy Hull Richard Baker Johnny Schick Jim McDonald (C) Richard Boughner	1947 Paul Huston (C) Warren Amling Jack Underman Bob Bowen Bob Donham	1956 Robin Freeman Charles Ellis Don Kelley (C) Frank Howard Jim Laughlin	1965 (12-12) Dick Ricketts (C) Ron Sepic Al Rowley Jim Shaffer Andy Ahijevych
1921 Bartel Robert Dudley William Slyker (C) Clark Patterson	1930 Harold Ervin Jack Evans Lowell Wrigley Wesley Fesler (C) Richard Larkins	1939 James Hull (C) Richard Baker John Schick Richard Boughner Robert Lynch	1948 Bob Burkholder Gene Brown Neil Johnston Dick Schnittker Bob Donham (C)	1957 Jim Laughlin Gene Millard (C) Larry Huston Frank Howard Ken Sidle	1966 (11-13) Bill Hosket Bob Dove (CC) Ron Sepic Al Peters Al Rowley
1922 Abraham Greenspun (C) Robert Dudley Paul Beard George Robinson Frank Young	1931 Harold Ervin Lewis Hinchman Howard Mattison Richard Larkins (C) Wesley Fesler	1940 Gil Mickelson William Goss William Sattler Robert Lynch (C) Jed Mees	1949 Bob Burkholder Gene Brown Bob Raidiger (C) Dick Schnittker Bob Donham	1958 Jim Laughlin (CC) Joe Carlson Larry Huston Frank Howard (CC) Ken Sidle	1967 (13-11) Bill Hosket Ron Sepic (C) Jeff Miller Mike Swain Al Rowley



ALL TIME STARTING LINEUPS

1968 (21-8)

Bill Hosket (C)
Steve Howell
Dave Sorenson
Jody Finney
Denny Meadors

1969 (17-7)

Dave Sorenson
Jim Cleamons
Jody Finney
Steve Howell
Denny Meadors (C)

1970 (17-7)

Dave Sorenson (C)
Jim Cleamons
Jody Finney
Craig Barclay
Dan Andreas

1971 (20-6)

Mark Minor
Mark Wagar
Luke Witte
Jim Cleamons (C)
Allan Hornyak

1972 (18-6)

Allan Hornyak
Luke Witte
Dan Gerhard
Wardell Jackson
Mark Minor (C)

1973 (14-10)

Allan Hornyak (C)
Luke Witte
Wardell Jackson
Bill Andreas
Dan Gerhard

1974 (9-15)

Bill Andreas
Larry Bolden
Steve Wenner
Wardell Jackson (C)
Gary Repella

1975 (14-14)

Bill Andreas (C)
Larry Bolden
Craig Taylor
Mark Bayless
Andy Stiegemeier

1976 (6-20)

Craig Taylor (C)
Larry Bolden
Fred Poole
Jud Wood
Mike Daugherty

1977 (9-18)

Kevin Ransey
Larry Bolden (C)
Terry Burris
Jim Ellinghausen
Tony Hall

1978 (16-11)

Kelvin Ransey
Herb Williams
Ken Page
Mike Cline (CC)
Jim Smith

1979 (19-12)

Kelvin Ransey (CC)
Herb Williams
Carter Scott
Jim Smith (CC)
Todd Penn

1980 (21-8)

Clark Kellogg
Carter Scot
Jim Smith
Herb Williams (CC)
Kelvin Ransey (CC)

1981 (14-13)

Clark Kellogg
Jim Smith
Herb Williams (CC)
Larry Huggins
Carter Scott (CC)

1982 (21-10)

Clark Kellogg (CC)
Tony Campbell
Granville Waiters
Larry Huggins
Carter Scott (CC)

1983 (20-10)

Tony Campbell (CC)
Joe Concheck
Granville Waiters
Larry Huggins (CC)
Troy Taylor

1984 (15-14)

Tony Campbell (CC)
Dave Jones
Clarence McGee
Troy Taylor
Ron Stokes (CC)

1985 (20-10)

Joe Concheck (CC)
Dennis Hopson
Brad Sellers
Troy Taylor (CC)
Ron Stokes (CC)

1986 (19-14)

Dennis Hopson (CC)
Jerry Francis
Brad Sellers
Keith Wesson
Kip Lomax

1987 (20-13)

Dennis Hopson (C)
Jerry Francis
John Anderson
Curtis Wilson
Jay Burson

1988 (20-13)

Jerry Francis
Perry Carter
Tony White
Jay Burson
Curtis Wilson (CC)

1989 (19-15)

Jamaal Brown
Jay Burson (CC)
Tony White (CC)
Perry Carter
Jerry Francis (CC)

1990 (17-13)

Jamaal Brown
Mark Baker
Perry Carter (C)
Chris Jent
Jim Jackson

1991 (27-4)

Jamaal Brown
Mark Baker
Perry Carter (C)
Jim Jackson
Treg Lee

1992 (26-6)

Chris Jent
Lawrence Funderburke
Jim Jackson
Mark Baker
Jamaal Brown (C)

1993 (15-13)

Greg Simpson
Jamie Skelton
Derek Anderson
Antonio Watson (C)
Lawrence Funderburke

1994 (13-16)

Greg Simpson
Jamie Skelton (CC)
Antonio Watson
Rickey Dudley (CC)
Lawrence Funderburke

1995 (6-22)

Doug Etzler (C)
Carlos Davis
Antonio Watson
Rick Yudt
Rickey Dudley

1996 (10-17)

Damon Stringer
Neshaun Coleman
Jermaine Tate
Shaun Stonerook
Rick Yudt (C)

1997 (10-17)

Damon Stringer (C)
Neshaun Coleman
Jermaine Tate
Shaun Stonerook
Jason Singleton

1998 (8-22)

Jason Singleton
Jon Sanderson
Ken Johnson
Michael Redd
Carlos Davis

1999 (27-9)

Jason Singleton (CC)
Jon Sanderson
Ken Johnson
Michael Redd
Scoonie Penn (CC)

2000 (23-7)

George Reese
Ken Johnson
Brian Brown
Michael Redd (CC)
Scoonie Penn (CC)

2001 (20-11)

Ken Johnson (CC)
Brian Brown (CC)
Boban Savovic
Brent Darby
Zach Williams

2002 (24-8)

Brian Brown (C)
Boban Savovic
Brent Darby
Velimir Radinovic
Zach Williams

2003 (17-15)

Brent Darby (CC)
Sean Connolly (CC)
Velimir Radinovic
Zach Williams
Jenkins, Sylvester

2004 (14-16)

Tony Stockman
Brandon Fuss-Cheatham
Velimir Radinovic (C)
J.J. Sullinger
Terence Dials

2005 (20-12)

Ivan Harris
J.J. Sullinger
Terence Dials (C)
Brandon-Fuss Cheatham
or Jamar Butler
Tony Stockman or
Je'Kel Foster

2006 (26-6)

J.J. Sullinger (CC)
Jamar Butler
Terence Dials (CC)
Je'Kel Foster (CC)
Matt Sylvester (CC)

2007 (35-4)

Ivan Harris
Greg Oden
Jamar Butler
Mike Conley Jr.
Ron Lewis

2008 (24-13)

Jamar Butler (CC)
Kosta Koufos
Othello Hunter (CC)
David Lighty (CC)
Evan Turner

2009 (22-11)

Evan Turner
William Buford
Jon Diebler
Jeremie Simmons or
P.J. Hill
Dallas Lauderdale

2010 (29-8)

Evan Turner
William Buford
Jon Diebler
David Lighty
Dallas Lauderdale

2011 (34-3)

William Buford
Jon Diebler
David Lighty
Dallas Lauderdale
Jared Sullinger

2012 (31-8)

William Buford
Aaron Craft
Lenzelle Smith Jr.
Deshaun Thomas
Jared Sullinger

2013 (29-8)

Aaron Craft
Lenzelle Smith Jr.
Deshaun Thomas
Sam Thompson
Amir Williams

2014 (25-10)

Aaron Craft
Lenzelle Smith Jr.
LaQuinton Ross
Sam Thompson/Shannon Scott
Amir Williams

2015 (24-11)

Shannon Scott
Sam Thompson
Amir Williams
Jae'Sean Tate/Marc Loving
D'Angelo Russell

2016 (21-14)

JaQuan Lyle
Marc Loving
Trevor Thompson
Jae'Sean Tate
Keita Bates-Diop

2017 (17-15)

JaQuan Lyle/C.J. Jackson
Marc Loving
Micah Potter/Trevor Thompson
Jae'Sean Tate
Kam Williams

2018 (25-9)

Keita Bates-Diop
C.J. Jackson
Jae'Sean Tate
Kaleb Wesson
Kam Williams

2019 (20-15)

Kaleb Wesson
C.J. Jackson
Andre Wesson
Luther Muhammad
Woods, Young, Jallow

2020 (21-10)

Kaleb Wesson
Andre Wesson
Luther Muhammad
Kyle Young
CJ Walker

2021 (21-10)

Duane Washington Jr.
Justice Sueing
Justin Ahrens
E.J. Liddell
Kyle Young



OHIO STATE AND THE NCAA TOURNAMENT

Over the years, Ohio State has appeared in 30 NCAA Tournaments, including the first in 1939 when the Buckeyes finished as runners-up. The Buckeyes, who have made it to the Final Four 10 times and appeared in five championship games, have an overall record of 51-29 in NCAA Tournament play.

1939 (2-1) Eastern Regional, Philadelphia (Palestra)
OSU 64, Wake Forest 52 (3/17/39) Regional Semifinals
OSU 53, Villanova 36* (3/18/39) Regional Finals/Final Four
National Finals, Evanston, Ill. (Patten Gymnasium)
Oregon 46, OSU 33* (3/27/39) National Title Game

1944 (1-1) Eastern Regional, New York (Madison Square Garden)
OSU 57, Temple 47 (3/24/44) Regional Semifinals
Dartmouth 60, OSU 53* (3/25/44) Regional Finals/Final Four

1945 (1-1) Eastern Regional, New York (Madison Square Garden)
OSU 45, Kentucky 37 (3/22/45) Regional Semifinals
New York U. 70, OSU 65 (ot)* (3/24/45) Regional Finals/Final Four

1946 (2-1) Eastern Regional, New York (Madison Square Garden)
OSU 46, Harvard 38 (3/21/46) Regional Semifinals
North Carolina 60, OSU 57 (ot)* (3/23/46) Regional Finals/Final Four
OSU 63, California 45* (3/26/46) National 3rd-Place Game

1950 (1-1) Eastern Regional, New York (Madison Square Garden)
C.C.N.Y. 56, OSU 55 (3/23/50) Regional Semifinals
OSU 72, Holy Cross 52 (3/25/50) Regional 3rd-Place Game

1960 (4-0, Champion) Midwest Regional, Louisville, Kentucky (Memorial Coliseum)
OSU 98, Western Kentucky 79 (3/11/60) Regional Semifinals
OSU 86, Georgia Tech 69 (3/12/60) Regional Finals
Final Four, San Francisco (Cow Palace)
OSU 76, New York U. 54* (3/18/60) National Semifinals/Final Four
OSU 75, California 55* (3/19/60) National Title Game

1961 (3-1) Midwest Regional, Louisville, Kentucky (Freedom Hall)
OSU 56, Louisville 55 (3/17/61) Regional Semifinals
OSU 87, Kentucky 74 (3/18/61) Regional Finals
Final Four, Kansas City, Missouri (Municipal Auditorium)
OSU 95, St. Joseph's 69* (3/24/61) National Semifinals/Final Four
Cincinnati 70, OSU 65 (OT)* (3/25/61) National Title Game

1962 (3-1) Midwest Regional, Iowa City, Iowa (Iowa Fieldhouse)
OSU 93, Western Kentucky 73 (3/16/62) Regional Semifinals
OSU 74, Kentucky 64 (3/17/62) Regional Finals
Final Four, Louisville, Kentucky (Freedom Hall)
OSU 84, Wake Forest 68* (3/23/62) National Semifinals/Final Four
Cincinnati 71, OSU 59* (3/24/62) National Title Game

1968 (3-1) Midwest Regional, Lexington, Kentucky (Memorial Coliseum)
OSU 79, E. Tennessee 72 (3/15/68) Regional Semifinals
OSU 82, Kentucky 81 (3/16/68) Regional Finals
Final Four, Los Angeles (Los Angeles Memorial Sports Arena)
N. Carolina 80, OSU 66* (3/22/68) National Semifinals/Final Four
OSU 89, Houston 85* (3/23/68) National 3rd-Place Game

1971 (1-1) Midwest Regional, Athens, Georgia (Georgia Coliseum)
OSU 60, Marquette 59 (3/18/71) Regional Semifinals
W. Kentucky 81, OSU 78 (OT) (3/20/71) Regional Finals

1980 (1-1) West Regional, Tempe, Arizona (ASU Activity Center)
(4) OSU 89, (5) Arizona State 75 (3/9/80) Second Round
(8) UCLA 72, (4) OSU 68 (3/13/80) Regional Semifinals
Tucson, Ariz.

1982 (0-1) East Regional, Charlotte, North Carolina (Charlotte Coliseum)
(9) James Madison 55, (8) OSU 48 (3/11/82) First Round

Overall NCAA Tournament Record: 51-29 (.638)
NCAA Championships: 1 (1960)
National Runners-up 4 (1939-61-62-07)
NCAA Final Fours 10 (1939-44-45-46-60-61-62-68-07-12)
NCAA Elite Eights 14 (1939-44-45-46-50-60-61-62-68-71-92-07-12-13)
NCAA Sweet 16s 14 (1960-61-62-68-71-80-83-91-92-07-10-11-12-13)

Record by Region:
In East:..... 14-9 (.609)
In South/Southeast: 9-5 (.643)
In Midwest:..... 6-5 (.545)
In West:..... 7-5 (.583)
In Midwest:..... 14-4 (.778)
Minneapolis:..... 1-1 (.500)

Record by Seed:
As No. 1 seed: 12-4 (.775)
As 2 seed: 8-4 (.667)
As 3 seed: 1-1 (.500)
As 4 seed: 2-2 (.500)
As 5 seed 1-1 (.500)
As 6 seed 0-1 (.000)
As 8 seed: 1-3 (.250)
As 9 seed: 1-1 (.500)
As 10 seed: 1-1 (.500)
As 11 seed:..... 1-1 (.500)

1983 (1-1) East Regional, Hartford, Connecticut (Hartford Civic Center)
(3) OSU 79, (6) Syracuse 74 (3/20/83) Second Round
(2) North Carolina 64, (3) OSU 51 (3/25/83) Regional Semifinals
Syracuse, N.Y.

1985 (1-1) Midwest Regional, Tulsa, Oklahoma (Mabee Center)
(4) OSU 75, (13) Iowa State 64 (3/14/85) First Round
(5) Louisiana Tech 79, (4) OSU 67 (3/16/85) Second Round

1987 (1-1) Southeast Regional, Atlanta, Georgia (Omni Coliseum)
(9) OSU 91, (8) Kentucky 77 (3/13/87) First Round
(1) Georgetown 82, (9) OSU 79 (3/15/87) Second Round

1990 (1-1) West Regional, Salt Lake City, Utah (Jon M. Huntsman Center)
(8) OSU 84, (9) Providence 83 (OT) (3/15/90) First Round
(1) UNLV 76, (8) OSU 65 (3/17/90) Second Round

1991 (2-1) Midwest Regional, Dayton, Ohio (University of Dayton Arena)
(1) OSU 97, (16) Towson State 86 (3/15/91) First Round
(1) OSU 65, (8) Georgia Tech 61 (3/17/91) Second Round
(4) St. John's 91, (1) OSU 74 (3/22/91) Regional Semifinals
Pontiac, Mich.

1992 (3-1) Southeast Regional, Cincinnati, Ohio (Riverfront Coliseum)
(1) OSU 83, (16) Mississippi Valley St. 56 (3/19/92) First Round
(1) OSU 78, (9) Connecticut 55 (3/21/92) Second Round
at Lexington, Kentucky (Rupp Arena)
(1) OSU 80, (4) North Carolina 73 (3/27/92) Regional Semifinals
(6) Michigan 75, (1) OSU 71 (ot) (3/29/92) Regional Finals

##1999 (4-1) South Regional, Indianapolis (RCA Dome)
(4) OSU 72, (13) Murray State 58 (3/11/99) First Round
(4) OSU 75, (12) Detroit 44 (3/13/99) Second Round
at Knoxville, Tennessee (Thompson-Boling Arena)
(4) OSU 71, (1) Auburn 64 (3/18/99) Regional Semifinals
(4) OSU 77, (3) St. John's 74 (3/20/99) Regional Finals
at St. Petersburg, Florida (Tropicana Field)
(1) Connecticut 64, (4) OSU 58* (3/27/99) Final Four

##2000 (1-1) South Regional, Nashville, Tennessee (Gaylord Entertainment Center)
(3) OSU 87, (14) Appalachian State 61 (3/17/99) First Round
(6) Miami, Fla. 75, (3) OSU 62 (3/19/99) Second Round

##2001 (0-1) East Regional, Greensboro, North Carolina (Greensboro Coliseum)
(12) Utah State 77, (5) OSU 68 (ot) (3/15/01) First Round

##2002 (1-1) West Regional, Albuquerque, New Mexico (University Arena "The Pit")
(4) OSU 69, (13) Davidson 64 (3/14/02) First Round
(12) Missouri 83, (4) OSU 67 (3/16/02) Second Round

2006 (1-1) Minneapolis Regional, Dayton, Ohio (University of Dayton Arena)
(2) OSU 70, (15) Davidson 62 (3/17/06) First Round
(7) Georgetown 70, (2) OSU 52 (3/19/06) Second Round

2007 (5-1) South Regional, Lexington, Kentucky (Rupp Arena)
(1) OSU 78, (16) Central Conn. State 57 (3/15/07) First Round
(1) OSU 78, (9) Xavier 71 (3/17/07) Second Round
at San Antonio, Texas (Alamodome)
(1) OSU 85, (5) Tennessee 84 (3/22/07) Regional Semifinals
(1) OSU 92, (2) Memphis 76 (3/24/07) Regional Finals

Final Four, Atlanta, Georgia (Georgia Dome)
(1) OSU 67, (2) Georgetown 60* (3/31/07) National Semifinals
(1) Florida 84, (1) OSU 75* (4/2/07) National Title Game

2009 (0-1) Midwest Regional, Dayton, Ohio (University of Dayton Arena)
(9) Siena 74, (8) OSU 72-(2ot) (3/20/09) First Round

2010 (2-1) Midwest Regional, Milwaukee, Wisconsin (Bradley Center)
(2) OSU 68, (15) UCSB 51 (3/19/10) First Round
(2) OSU 75, (10) Georgia Tech 66 (3/21/10) Second Round
Midwest Regional, St. Louis, Missouri (Edward Jones Dome)
(6) Tennessee 76, (2) OSU 73 (3/26/10) Regional Semifinals

2011 (2-1) East Regional, Cleveland, Ohio (Quicken Loans Arena)
(1) OSU 75, (16) UTSA 46 (3/18/11) Second Round
(1) OSU 98, (8) George Mason 66 (3/20/11) Third Round
at Newark, New Jersey (Prudential Center)
(4) Kentucky 62, (1) OSU 60 (3/25/11) Regional Semifinals

2012 (4-1) East Regional, Pittsburgh, Pennsylvania (Consol Energy Center)
(2) OSU 78, (15) Loyola Univ. Md. 59 (3/15/12) Second Round
(2) OSU 73, (7) Gonzaga 66 (3/17/12) Third Round
at Boston (TD Garden)
(2) OSU 81, (6) Cincinnati 66 (3/22/12) Regional Semifinals
(2) OSU 77, (1) Syracuse 70 (3/24/12) Regional Finals
Final Four, New Orleans (Mercedes-Benz Superdome)
(2) Kansas 64, (2) OSU 62* (3/31/12) National Semifinal

2013 (3-1) West Regional, Dayton, Ohio (Univ. of Dayton Arena)
(2) OSU 95, (15) Iona 70 (3/22/13) Second Round
(2) OSU 78, (10) Iowa State 75 (3/24/13) Third Round
at Los Angeles (Staples Center)
(2) OSU 73, (6) Arizona 70 (3/28/13) Regional Semifinal
(2) OSU 66, (9) Wichita State 70 (3/30/13) Regional Final

2014 (0-1) South Regional, Buffalo, New York (First Niagara Center)
(11) Dayton 60, (6) OSU 59 (3/20/14) Second Round

2015 (1-1) West Regional, Portland, Oregon (Moda Center)
(7) VCU 72, (10) OSU 75 (ot) (3/19/15) Second Round
(2) Arizona 73, (10) OSU 58 (3/21/15) Third Round

2018 (1-1) West Regional, Boise, Idaho (Taco Bell Arena)
(5) Ohio State 81, (12) South Dakota State 73 (3/15/18) First Round
(4) Gonzaga 90, (5) Ohio State 84 (3/17/18) Second Round

2019 (1-1) Midwest Regional, Tulsa, Oklahoma (BOK Center)
(11) Ohio State 62, (6) Iowa State 59 (3/22/19) First Round
(3) Houston 74, (11) Ohio State 59 (3/14/19) Second Round

2021 (0-1) South Regional, West Lafayette, Ind. (Mackey Arena)
(15) Oral Roberts 75, (2) Ohio State 72 (ot) (3/19/21) First Round

*Final Four // (#) Seed // ## Results vacated by NCAA



OHIO STATE AND THE NCAA TOURNAMENT

INDIVIDUAL NCAA GAME RECORDS

Name	Points	Opponent	Date	W/L, Score
Jerry Lucas	36	Western Kentucky	3/11/60	W, 98-79
Jerry Lucas	33	Kentucky	3/18/61	W, 87-74
Jerry Lucas	33	Kentucky	3/17/62	W, 74-64
Brian Brown	33	Davidson	3/14/02	W, 69-64
Dennis Hopson	32	Kentucky	3/13/87	W, 91-77
Dashaun Thomas	31	Loyola University Maryland	3/15/12	W, 78-59
Evan Turner	31	Tennessee	3/26/10	L, 76-73
Jerry Lucas	29	St. Joseph's	3/24/61	W, 95-69
Kelvin Ransey	29	UCLA	3/13/80	L, 72-68
Keita Bates-Diop	28	Gonzaga	3/17/18	L, 90-84
D'Angelo Russell	28	Virginia Commonwealth	3/19/15	W, 75-72 (OT)
Jimmy Hull	28	Villanova*	3/18/39	W, 53-36
Jerry Lucas	27	Cincinnati@	3/25/61	L, 70-65 (OT)
Michael Redd	27	Murray State	3/11/99	W, 72-58
Arnold Risen	26	NYU*	3/24/45	L, 70-65
Dick Schnittker	26	CCNY	3/23/50	L, 56-55
Steve Howell	26	Houston*	3/23/68	W, 89-85
Allan Hornyak	26	Western Kentucky	3/20/71	L, 81-78 (OT)
Scoonie Penn	26	Auburn	3/18/99	W, 72-64
Rebounds	30	Jerry Lucas vs. Kentucky at Louisville		1961
Assists	15	Aaron Craft vs. George Mason in Cleveland, Ohio		2011
Field Goals Made	14	Jerry Lucas vs. Western Kentucky at Louisville vs. Kentucky at Louisville		1960 1961
Field Goals Attempted	25	Jerry Lucas vs. Western Ky. at Louisville		1960
Free Throws Made	10	Arnold Risen vs. N.Y. University at Madison Square Garden		1945
	10	Ron Lewis vs. Memphis in San Antonio, Texas		2007
Free Throws Attempted	13	Arnold Risen vs. N.Y. University at Madison Square Garden		1945

NCAA TEAM RECORDS

Total Points Scored	98	vs. George Mason at Cleveland	2011
	98	vs. Western Kentucky at Louisville	1960
Rebounds	58	vs. Houston at Los Angeles	1968
Field Goals Made	42	vs. Western Kentucky at Louisville	1960
Field Goals Attempted	86	vs. Western Kentucky at Louisville	1960
Free Throws Made	35	vs. Memphis at San Antonio	2007
Free Throws Attempted	42	vs. Syracuse at Boston	2012

NCAA TOURNAMENT INDIVIDUAL CAREER LEADERS

Points		Rebounds	
266	Jerry Lucas 1960, 1961, 1962	197	Jerry Lucas 1960, 1961, 1962
205	Dashaun Thomas 2011, 2012, 2013	105	John Havlicek 1960, 1961, 1962
162	William Buford 2009, 2010, 2011, 2012	64	William Buford 2009, 2010, 2011, 2012
156	John Havlicek 1960, 1961, 1962	62	Dashaun Thomas 2011, 2012, 2013
135	Jared Sullinger 2011, 2012	58	Jared Sullinger 2011, 2012
133	Michael Redd 1999, 2000	58	Bill Hosket 1968
123	Scoonie Penn 1999, 2000	58	Jim Jackson 1990, 1991, 1992
121	Jim Jackson 1990, 1991, 1992	50	Perry Carter 1990, 1991
120	Aaron Craft 2011, 2012, 2013, 2014	49	Aaron Craft 2011, 2012, 2013, 2014
107	Brian Brown 1999, 2000, 2001, 2002	45	Lenzelle Smith Jr. 2011, 2012, 2013, 2014
104	David Lighty 2007, 2010, 2011	42	Scoonie Penn 1999, 2000
97	Mark Baker 1990, 1991, 1992	42	Michael Redd 1999, 2000
96	Lenzelle Smith Jr. 2011, 2012, 2013, 2014		
95	Jon Diebler 2009, 2010, 2011		
91	Dennis Hopson 1985, 1987		
89	Evan Turner 2009, 2010		
84	Sam Thompson 2012, 2013, 2014, 2015		
83	Jamaal Brown 1990, 1991, 1992		
78	Chris Jent 1990, 1991, 1992		
73	Perry Carter 1990, 1991		
72	Bill Hosket 1968		
70	LaQuinton Ross 2012, 2013, 2014		
69	Ken Johnson 1999, 2000, 2001		
68	Dave Soreson 1968		
64	Troy Taylor 1982, 1983, 1985		
63	Lawrence Funderburke 1992		

OHIO STATE & THE NIT

1979 (2-2)
 OSU 80, St. Joseph's 66
 OSU 79, Maryland 72
 Indiana 64, OSU 55
 Alabama 96, OSU 86

1984 (0-1)
 Xavier 60, OSU 57 (OT)

1986 (5-0, Champion)
 OSU 65, Ohio U. 62
 OSU 71, Texas 65
 OSU 79, BYU 68
 OSU 79, La. Tech 66
 OSU 73, Wyoming 63

1988 (4-1)
 OSU 86, Old Dominion 73
 OSU 86, Cleveland State 80
 OSU 68, New Mexico 65
 OSU 64, Colorado State 62
 Connecticut 72, OSU 67

1989 (2-1)
 OSU 81, Akron 70
 OSU 85, Nebraska 74
 St. John's 83, OSU 80 (OT)

1993 (0-1)
 Miami (Ohio) 56, OSU 53

2003 (0-1)
 Georgia Tech 72, OSU 58

2008 (5-0)
 OSU 84, UNC Asheville 66
 OSU 73, California 56
 OSU 74, Dayton 63
 OSU 81, Mississippi 69
 OSU 92, Massachusetts 85

2016 (1-1)
 OSU 72, Akron 63 (OT)
 Florida 74, OSU 66

Jamar Butler, David Lighty,
 Othello Hunter,
 Matt Terwilliger
 2008 NIT Champions





NCAA TOURNAMENT RECORDS

OHIO STATE INDIVIDUAL NCAA RECORDS

INDIVIDUAL FIELD GOALS MADE (att.)

- 14 (18) Jerry Lucas vs. Kentucky (3/18/61)
- 14 (25) Jerry Lucas vs. WKU (3/11/60)
- 13 (22) Deshaun Thomas vs. Loyola (3/15/12)
- 13 (23) Kelvin Ransey vs. UCLA (3/13/80)
- 13 (19) Brian Brown vs. Davidson (3/14/02)

FIELD GOALS ATTEMPTED (made)

- 26 (7) Jim Jackson vs. Connecticut (3/21/92)
- 26 (12) Steve Howell vs. Houston (3/23/68)
- 25 (14) Jerry Lucas vs. WKU (3/11/60)

FIELD GOAL PERCENTAGE (min. 10 made)

- .909 (10-11) Jerry Lucas vs. St. Josephs (3/24/61)
- .777 (14-18) Jerry Lucas vs. Kentucky (3/18/61)
- .684 (13-19) Brian Brown vs. Davidson (3/14/02)

THREE-POINT FIELD GOALS MADE (att.)

- 7 (7) David Lighty vs. George Mason (3/20/11)
- 7 (12) Jon Diebler vs. UCSB (3/19/10)
- 5 (7) Scoonie Penn vs. App. St. (3/17/00)
- 5 (6) Jamar Butler vs. Central Conn. (3/15/07)

THREE-POINT FIELD GOAL ATTEMPTED (made)

- 12 (7) Jon Diebler vs. UCSB (3/19/10)
- 12 (3) Duane Washington Jr. vs. Oral Roberts (3/19/21)
- 11 (4) C.J. Jackson vs. Hounston (3/24/19)
- 11 (2) Jon Diebler vs. Siena (3/20/09)

THREE-POINT FIELD GOAL PCT. (Min. 4 made)

- 1.00 (7-7) David Lighty vs. George Mason (3/20/11)
- .833 (5-6) Jamar Butler vs. CCSU (3/15/07)
- .800 (4-5) Ron Lewis vs. Xavier (3/17/07)
- .714 (5-7) Scoonie Penn vs. App. St. (3/17/00)

FREE THROWS MADE (att.)

- 10 (10) Ron Lewis vs. Memphis (3/24/07)
- 9 (10) LaQuinton Ross vs. Wichita St. (3/30/13)
- 9 (12) Jared Sullinger vs. Syracuse (3/24/12)
- 9 (10) Jared Sullinger vs. Cincinnati (3/22/12)*

* Numerous others with nine

FREE THROWS ATTEMPTED (made)

- 14 (9) Mike Conley Jr. vs. Tennessee (3/22/07)
- 12 (9) Jared Sullinger vs. Syracuse (3/24/12)
- 12 (9) Herb Williams vs. Arizona State (3/9/80)
- 12 (7) Michael Redd vs. Murray St. (3/11/99)
- 12 (5) Jerry Lucas vs. Kentucky (3/18/61)

FREE THROW PERCENTAGE (Min. 9 made)

- 1.00 (10-10) Ron Lewis vs. Memphis (3/24/07)
- 1.00 (9-9) Evan Turner vs. Tennessee (3/26/10)*
- .900 (9-10) LaQuinton Ross vs. Wichita St. (3/30/13)
- .900 (9-10) Jared Sullinger vs. Cincinnati (3/22/12)*

* Numerous others at .900 percent

OFFENSIVE REBOUNDS

- 8 Jared Sullinger vs. Kentucky (3/25/11)
- 7 George Reese vs. Detroit (3/13/99)
- 6 Jared Sullinger vs. Kansas (3/31/12)
- Terence Dials vs. Davidson (3/17/06)

* Numerous others with six

DEFENSIVE REBOUNDS

- 13 Perry Carter vs. Georgia Tech (3/17/91)
- 12 J. J. Sullinger vs. Davidson (3/17/06)
- 12 Scoonie Penn vs. Detroit (3/13/99)

TOTAL REBOUNDS

- 30 Jerry Lucas vs. Kentucky (3/18/61)
- 25 Jerry Lucas vs. WKU (3/11/60)
- 20 Bill Hosket vs. East Tennessee (3/15/68)

ASSISTS

- 15 Aaron Craft vs. George Mason (3/20/11)
- 10 Shannon Scott vs. VCU (3/19/15)
- 10 Aaron Craft vs. Gonzaga (3/17/12)
- 9 Evan Turnervs. Georgia Tech (3/21/10)
- 9 Mark Baker vs. Mississippi Valley State (3/19/92)
- 9 Mark Baker vs. Towson State (3/15/91)

* Numerous others with eight

STEALS

- 6 Aaron Craft vs. Iona (3/22/13)
- 6 Aaron Craft vs. Cincinnati (3/22/12)
- 4 Aaron Craft vs. Dayton (3/20/14)
- 4 Aaron Craft vs. Kentucky (3/25/11)
- 4 Mike Conley Jr. vs. Florida (4/2/07)
- 4 Scoonie Penn vs. Miami (3/19/00)
- 4 Michael Redd vs. App. St. (3/17/00)
- 4 Mark Baker vs. Towson State (3/15/91)

BLOCKED SHOTS

- 8 Dallas Lauderdale vs. UCSB (3/19/10)
- 7 Ken Johnson vs. St. John's (3/20/99)
- 5 Jared Sullinger vs. Loyola (3/15/12)
- 5 Ken Johnson vs. Utah State (3/15/01)
- 5 Ken Johnson vs. Murray State (3/11/99)
- 5 Ken Johnson vs. Detroit (3/13/99)

TOTAL POINTS

- 36 Jerry Lucas vs. WKU (3/11/60)
- 33 Jerry Lucas vs. Kentucky (3/18/61)
- 33 Jerry Lucas vs. Kentucky (3/17/62)
- 33 Brian Brown vs. Davidson (3/14/02)

OPPONENT INDIVIDUAL NCAA RECORDS

FIELD GOALS MADE (att.)

- 14 (34) Elvin Hayes, Houston (3/23/68)
- 14 (35) Jim McDaniels, WKU (3/20/71)
- 13 (26) Theodis Lee, Houston (3/23/68)
- 13 (NA) Brindley, Dartmouth (3/25/44)

FIELD GOALS ATTEMPTED (made)

- 35 (14) Jim McDaniels, WKU (3/20/71)
- 34 (14) Elvin Hayes, Houston (3/23/68)
- 28 (8) Kenny Anderson, Georgia Tech (3/17/91)

FIELD GOAL PERCENTAGE (Min. 10 made)

- .714 (10-14) Larry Johnson, UNLV (3/17/90)
- .666 (10-15) Mike Kretzer, East Tennessee (3/15/68)
- .611 (11-18) Paul Hogue, Cincinnati (3/24/62)

THREE-POINT FIELD GOALS MADE (att.)

- 6 (11) Zach Norvell Jr, Gonzaga (3/17/18)
- 6 (13) Chris Lofton, Tennessee (3/22/07)
- 5 Eight players

THREE-POINT FIELD GOAL ATTEMPTED

- 13 (6) Chris Lofton, Tennessee (3/22/07)
- 12 (4) Sean Armand, Iona (3/22/13)
- 12 (5) Kevin Obanor, Oral Roberts (3/19/21)

THREE-POINT FIELD GOAL PCT. (Min. 4 made)

- .800 (4-5) Brandon Key, SDSU (3/15/18)
- .800 (4-5) JaJuan Smith, Tennessee (3/22/07)
- .800 (4-5) Ryan Childress, Tennessee (3/22/07)
- .800 (4-5) Willie Kemp, Memphis (3/24/07)

FREE THROWS MADE (att.)

- 17 (22) Roger Newman, Kentucky (3/18/61)
- 11 (14) Aubrey Reese, Murray State (3/11/99)
- 10 (12) Bobby Rascoe, WKU (3/16/62)
- 10 (12) Erich Santifer, Syracuse (3/20/83)

FREE THROWS ATTEMPTED (made)

- 22 (17) Roger Newman, Kentucky (3/18/61)
- 14 (11) Aubrey Reese, Murray State (3/11/99)
- 13 (9) Chuck Lightening, Towson St. (3/15/91)

FREE THROW PERCENTAGE (Min. 9 made)

- 1.00 (9-9) Ron Baker, Wichita St. (3/30/13)
- .900 (9-10) Mark Lyons, Arizona (3/28/13)
- .900 (9-10) Jeremy Hunt, Memphis (3/24/07)
- .900 (9-10) Kenny Anderson, Georgia Tech (3/17/91)
- .900 (9-10) Bill Bunting, North Carolina (3/22/68)

OFFENSIVE REBOUNDS

- 8 Ryan Tossiter, Siena (3/20/09)
- 7 Donyell Marshall, Connecticut (3/21/92)
- 7 Larry Johnson, UNLV (3/17/90)
- 6 Melvin Ejim, Iowa State (3/24/13)
- 6 Erick Barkley, St. John's (3/20/99)
- 6 Robert Dozier, Memphis (3/24/07)

DEFENSIVE REBOUNDS

- 14 Malcolm Mackey, Georgia Tech (3/17/91)
- 10 Rod Sellers, Connecticut (3/21/92)
- 9 Eligah Johnson, Kansas (3/31/12)
- Jeff Green, Georgetown (3/31/07)*

* Numerous others with nine

TOTAL REBOUNDS

- 22 Clarence Glover, WKU (3/20/71)
- 22 Satch Sanders, NYU (3/18/60)
- 19 Paul Hogue, Cincinnati (3/24/62)
- 19 Malcolm Mackey, Georgia Tech (3/17/91)

ASSISTS

- 11 Wayne Smith, Louisiana Tech (3/16/85)
- 9 Tyshawn Taylor, Kansas (3/31/12)
- Jason Buchanan, St. John's (3/22/91)
- Kenny Grant, Davidson (3/17/06)

STEALS

- 6 Galen Robinsin, Jr., Houston (3/24/19)
- 6 Jason Buchanan, St. John's (3/22/91)
- 5 T.J. McConnell, Arizona (3/21/15)
- 5 Carlton Screen, Providence (3/15/90)
- 5 Eric Murdock, Providence (3/15/90)
- 5 Carlos Jurgens, Oral Roberts (3/19/21)

BLOCKED SHOTS

- 7 Jeff Withey, Kansas (3/31/12)
- 6 Carl Hall, Wichita St. (3/30/13)
- 5 Chris Webber, Michigan (3/29/92)
- Robert Werdann, St. John's (3/22/91)
- 4 Rui Hachimura, Gonzaga (3/17/18)
- 4 Baye Keita vs. Syracuse (3/24/12)

TOTAL POINTS

- 34 Elvin Hayes, Houston (3/23/68)
- 31 Roger Newman, Kentucky (3/18/61)
- 31 Jim McDaniels, WKU (3/20/71)



NCAA TOURNAMENT RECORDS

OHIO STATE TEAM NCAA RECORDS

FIELD GOALS MADE (att.)

- 42 (86) vs. WKU (W, 98-79, 3/11/60)
- 38 (60) vs. St. Josephs (W, 95-69, 3/24/61)
- 38 (83) vs. WKU (W, 93-73, 3/16/62)

FIELD GOALS ATTEMPTED (made)

- 86 (42) vs. WKU (W, 98-79, 3/11/60)
- 83 (38) vs. WKU (W, 93-73, 3/16/62)
- 79 (28) vs. North Carolina (L, 80-66, 3/22/68)

FIELD GOAL PERCENTAGE (Min. 10 made)

- .673 (31-46) vs. California (W, 75-55, 3/19/60)
- .660 (33-50) vs. Kentucky (W, 91-77, 3/13/87)
- .633 (38-60) vs. St. Josephs (W, 95-69, 3/24/61)

THREE-POINT FIELD GOALS MADE (att.)

- 16 (26) vs. George Mason (W, 98-66, 3/20/11)
- 12 (40) vs. SDSU (3/15/18)
- 11 (26) vs. Gonzaga (3/17/18)
- 11 (20) vs. CCSU (W, 78-57, 3/15/07)
- 10 (29) vs. Houston (L, 74-59, 3/24/19)
- 10 (22) vs. UCSB (W, 68-51, 3/19/10)
- 10 (21) vs. Detroit (W, 75-44, 3/13/99)

THREE-POINT FIELD GOAL ATTEMPTED (made)

- 40 (12) vs. SDSU (3/15/18)
- 29 (10) vs. Houston (L, 74-59, 3/24/19)
- 26 (11) vs. Gonzaga (3/17/18)
- 26 (16) vs. George Mason (W, 98-66, 3/20/11)
- 25 (5) vs. Wichita St. (L, 70-66, 3/30/13)
- 25 (7) vs. Siena (L, 74-72 2ot, 3/20/09)
- 23 (9) vs. Tennessee (L, 76-73, 3/26/10)
- 23 (4) vs. Florida (L, 84-75, 4/2/07)
- 23 (5) vs. Oral Roberts (L, 72-75, 3/19/21)

THREE-POINT FIELD GOAL PCT. (min. 5 made)

- .615 (16-26) vs. George Mason (W, 98-66, 3/20/11)
- .600 (9-15) vs. App. St. (W, 87-61, 3/17/00)
- .550 (11-20) vs. Central Conn. (W, 78-57, 3/15/07)
- .538 (7-13) vs. Arizona (W, 73-70, 3/28/13)
- .500 (9-18) vs. Iowa State (3/24/13)
- .500 (7-14) vs. St. John's (W, 77-74, 3/20/99)
- .500 (5-10) vs. Towson State (W, 97-86, 3/15/91)

FREE THROWS MADE (att.)

- 35 (41) vs. Memphis (W, 92-76, 3/24/07)
- 31 (42) vs. Syracuse (W 77-70, 3/24/12)
- 23 (35) vs. Tennessee (W, 85-84, 3/22/07)
- 23 (30) vs. Arizona State (W, 89-75, 3/9/80)
- 23 (30) vs. Kentucky (W, 91-77, 3/13/87)

FREE THROWS ATTEMPTED

- 42 (31) vs. Syracuse (W 77-70, 3/24/12)
- 41 (35) vs. Memphis (W, 92-76, 3/24/07)
- 39 (22) vs. Towson State (W, 97-86, 3/15/91)
- 35 (23) vs. Tennessee (W, 85-84, 3/22/07)
- 35 (21) vs. Murray State (W, 72-58, 3/11/99)

FREE THROW PERCENTAGE (min. 15 made)

- .937 (15-16) vs. Cincinnati (L, 70-65, 3/25/61)
- .854 (35-41) vs. Memphis (W, 92-76, 3/24/07)
- .850 (17-20) vs. Providence (W, 84-83, 3/15/90)
- .850 (17-20) vs. Xavier (W, 78-71, 3/17/07)

OFFENSIVE REBOUNDS

- 21 vs. Michigan (L, 75-71, 3/29/92)
- 21 vs. UNLV (L, 76-65, 3/17/90)
- 20 vs. Georgia Tech (W, 65-61, 3/17/91)
- 20 vs. North Carolina (W, 80-73, 3/27/92)

DEFENSIVE REBOUNDS

- 36 vs. Oral Roberts (L, 72-75, 3/19/21)
- 33 vs. Xavier (W, 78-71, 3/17/07)
- 33 vs. Detroit (W, 75-44, 3/13/99)
- 33 vs. Murray State (W, 72-58, 3/11/99)

TOTAL REBOUNDS

- 58 vs. Houston (W, 89-85, 3/23/68)
- 53 vs. Wake Forest (W, 84-68, 3/23/62)
- 52 vs. Georgia Tech (W, 86-69, 3/12/60)
- 52 vs. WKU (W, 98-79, 3/11/60)

ASSISTS

- 26 vs. UTSA (W, 75-46, 3/18/11)
- 25 vs. Iona (W, 95-70, 3/22/13)
- 23 vs. George Mason (W, 98-66, 3/20/11)
- 21 vs. Georgetown (L, 82-79, 3/15/87)
- 21 vs. St. John's (W, 77-74, 3/20/99)
- 21 vs. Providence (W, 84-83, 3/15/90)

STEALS

- 13 vs. Cincinnati (W, 81-66, 3/22/12)
- 11 vs. Florida (L, 84-75, 4/2/07)
- 10 vs. SDSU (3/15/18)
- 10 vs. Michigan (L, 75-71, 3/29/92)
- 10 vs. Dayton (L, 59-60, 3/20/14)

BLOCKED SHOTS

- 12 vs. UCSB (W, 68-51, 3/19/10)
- 9 vs. St. John's (W, 77-74, 3/20/99)
- 8 vs. Loyola (W 78-59, 3/15/12)
- 7 vs. VCU (W 75-72, 3/19/15)
- 7 vs. Kansas (L, 64-62, 3/31/12)
- 7 vs. Siena (L, 74-72 2ot, 3/20/09)

TOTAL POINTS

- 98 vs. George Mason (W, 98-66, 3/20/11)
- 98 vs. WKU (W, 98-79, 3/11/60)
- 97 vs. Towson State (W, 97-86, 3/15/91)
- 95 vs. Iona (W, 95-70, 3/22/13)
- 95 vs. St. Josephs (W, 95-69, 3/24/61)

OPPONENT TEAM NCAA RECORDS

FIELD GOALS MADE (att.)

- 38 (95) Houston (W, 89-85, 3/23/68)
- 36 (79) Kentucky (W, 82-82, 3/16/68)
- 34 (82) WKU (L, 81-78, 3/20/71)
- 34 (54) St. John's (L, 91-74, 3/22/91)
- 34 (71) Providence (W, 84-83, 3/15/90)

FIELD GOALS ATTEMPTED (made)

- 95 (38) Houston (W, 89-85, 3/23/68)
- 82 (34) WKU (L, 81-78, 3/20/71)
- 82 (20) Holy Cross (W, 72-52, 3/25/50)

FIELD GOAL PERCENTAGE (Min. 10 made)

- .630 (34-54) St. John's (L, 91-74, 3/22/91)
- .541 (33-61) Louisiana Tech (L, 79-67, 3/16/85)
- .537 (29-54) Michigan (L, 75-71, 3/29/92)
- .537 (29-54) Georgetown (L, 82-79, 3/15/87)

THREE-POINT FIELD GOALS MADE (att.)

- 16 (31) Tennessee (W, 85-84, 3/22/07)
- 13 (31) SDSU (3/15/18)
- 12 (25) Iowa State (W, 78-75, 3/24/13)
- 11 (35) Oral Roberts (L, 72-75, 3/19/21)

THREE-POINT FIELD GOAL ATTEMPTED (made)

- 35 (11) Oral Roberts (L, 72-75, 3/19/21)
- 31 (13) SDSU (3/15/18)
- 31 (16) Tennessee (W, 85-84, 3/22/07)
- 26 (10) Central Connecticut (W, 78-57, 3/15/07)

THREE-POINT FIELD GOAL PCT (min. 5 made)

- .556 (10-18) Florida (L, 84-75, 4/2/07)
- .529 (9-17) Georgetown (L, 3/15/87)
- .516 (16-31) Tennessee (W, 85-84, 3/22/07)

FREE THROWS MADE (att.)

- 30 (39) Kentucky (W, 87-74, 3/18/61)
- 28 (35) UCLA (L, 72-68, 3/13/80)
- 26 (36) Towson State (W, 97-86, 3/15/91)

FREE THROWS ATTEMPTED

- 39 (30) Kentucky (W, 87-74, 3/18/61)
- 36 (26) Towson State (W, 97-86, 3/15/91)
- 35 (28) UCLA (L, 72-68, 3/13/80)

FREE THROW PERCENTAGE (min. 15 made)

- .900 (18-20) Arizona (W, 73-70, 3/28/13)
- .900 (18-20) North Carolina (W, 80-73, 3/27/92)
- .895 (17-19) Miami (L, 75-62, 3/19/00)
- .880 (22-25) Florida (L, 84-75, 4/2/07)
- .880 (22-25) North Carolina (L, 64-51, 3/25/83)

OFFENSIVE REBOUNDS

- 23 Siena (W, 74-72-2ot, 3/20/09)
- 21 Murray State (W, 72-58, 3/11/99)
- 20 Tennessee (W, 76-73, 3/26/10)
- 20 Towson State (W, 97-86, 3/15/91)
- 20 St. John's (W, 77-74, 3/20/99)

DEFENSIVE REBOUNDS

- 34 Missouri (L, 83-67, 3/16/02)
- 32 Miami (L, 75-62, 3/19/00)
- 32 Murray State (W, 72-58, 3/11/99)

TOTAL REBOUNDS

- 56 WKU (L, 81-78, 3/20/71)
- 54 Houston (W, 89-85, 3/23/68)
- 53 Siena (L, 74-72-2ot, 3/20/09)
- 53 North Carolina (L, 80-66, 3/22/68)
- 53 Murray State (W, 72-58, 3/11/99)

ASSISTS

- 22 St. John's (L, 91-74, 3/22/91)
- 22 Arizona State (W, 89-75, 3/9/80)
- 22 Louisiana Tech (L, 79-67, 3/16/85)

STEALS

- 14 St. John's (L, 91-74, 3/22/91)
- 13 Providence (W, 84-83, 3/15/90)
- 12 Houston (L, 74-59, 3/24/19)
- 12 Georgia Tech (L, 75-66, 3/21/10)
- 12 Utah State (L, 77-68, 3/15/01)

BLOCKED SHOTS

- 11 Kentucky (L, 62-60, 2/25/11)
- 9 Wichita St. (L, 70-66, 3/30/13)
- 8 Kansas (L, 64-62, 3/31/12)
- 8 Loyola (W 78-59, 3/15/12)
- 8 Michigan (L, 75-71, 3/29/92)

TOTAL POINTS

- 91 St. John's (L, 91-74, 3/22/91)
- 86 Towson State (W, 97-86, 3/15/91)
- 85 Houston (W, 89-85, 3/23/68)



NCAA FINAL FOURS

Year	Champion.....	Score	Runner-up	Third	Fourth
1939	OREGON	46-33	Ohio State	Oklahoma	Villanova
1940	INDIANA	60-42	Kansas	Duquesne	Southern Cal
1941	WISCONSIN	39-34	Washington State	Pittsburgh	Arkansas
1942	STANFORD	53-38	Dartmouth	Colorado	Kentucky
1943	WYOMING	46-34	Georgetown	Texas	DePaul
1944	UTAH	42-40 (OT)	Dartmouth	Iowa State	Ohio State
1945	OKLAHOMA STATE	49-45	N.Y.U.	Arkansas	Ohio State
1946	OKLAHOMA STATE	43-40	North Carolina	Ohio State	California
1947	HOLY CROSS	58-47	Oklahoma	Texas	CCNY
1948	KENTUCKY	58-42	Baylor	Holy Cross	Kansas State
1949	KENTUCKY	46-36	Oklahoma State	Illinois	Oregon State
1950	CCNY	71-68	Bradley	N.C. State	Baylor
1951	KENTUCKY	68-58	Kansas State	Illinois	Oklahoma St.
1952	KANSAS.....	80-63	St. John's	Illinois	Santa Clara
1953	INDIANA.....	69-68	Kansas	Washington	LSU
1954	LaSALLE.....	92-76	Bradley	Penn State	Southern Cal
1955	SAN FRANCISCO	77-63	LaSalle	Colorado	Iowa
1956	SAN FRANCISCO	83-71	Iowa	Temple	SMU
1957	NORTH CAROLINA.....	54-53 (OT)	Kansas	San Francisco	Michigan St.
1958	KENTUCKY	84-72	Seattle	Temple	Kansas State
1959	CALIFORNIA.....	71-70	West Virginia	Cincinnati	Louisville
1960	OHIO STATE	75-55	California	Cincinnati	N.Y.U.
1961	CINCINNATI.....	70-65 (OT)	Ohio State	Vacated	Utah
1962	CINCINNATI.....	71-59	Ohio State	Wake Forest	UCLA
1963	LOYOLA.....	60-58 (OT)	Cincinnati	Duke	Oregon State
1964	UCLA.....	98-83	Duke	Michigan	Kansas State
1965	UCLA.....	91-80	Michigan	Princeton	Wichita State
1966	UTEP	72-65	Kentucky	Duke	Utah
1967	UCLA.....	79-64	Dayton	Houston	North Carolina
1968	UCLA.....	78-55	North Carolina	Ohio State	Houston
1969	UCLA.....	92-72	Purdue	Drake	N. Carolina
1970	UCLA.....	80-79	Jacksonville	New Mexico State	St. Bonaventure
1971	UCLA.....	68-62	Vacated	Vacated	Kansas
1972	UCLA.....	81-76	Florida State	North Carolina	Louisville
1973	UCLA.....	87-66	Memphis State	Indiana	Providence
1974	N.C. STATE	76-64	Marquette	UCLA	Kansas
1975	UCLA.....	92-85	Kentucky	Louisville	Syracuse
1976	INDIANA.....	86-68	Michigan	UCLA	Rutgers
1977	MARQUETTE	67-59	North Carolina	UNLV	NC-Charlotte
1978	KENTUCKY	94-88	Duke	Arkansas	Notre Dame
1979	MICHIGAN STATE.....	75-64	Indiana State	DePaul	Penn
1980	LOUISVILLE.....	59-54	Vacated	Purdue	Iowa
1981	INDIANA.....	63-50	North Carolina	Virginia	LSU
1982	NORTH CAROLINA.....	63-62	Georgetown	Houston	Louisville
1983	N.C. STATE	54-52	Houston	Georgia	Louisville
1984	GEORGETOWN	84-75	Houston	Kentucky	Virginia
1985	VILLANOVA	66-64	Georgetown	St. John's	Vacated
1986	LOUISVILLE.....	72-69	Duke	Kansas	LSU
1987	INDIANA.....	74-73	Syracuse	UNLV	Providence
1988	KANSAS.....	83-79	Oklahoma	Arizona	Duke

NCAA FINAL FOURS

Year	Champion.....	Score	Runner-up	Third	Fourth
1989	MICHIGAN.....	80-79 (OT)	Seton Hall	Illinois	Duke
1990	NEVADA-LAS VEGAS.....	103-73	Duke	Georgia Tech	Arkansas
1991	DUKE.....	72-65	Kansas	North Carolina	UNLV
1992	DUKE.....	71-51	Michigan	Indiana	Cincinnati
1993	NORTH CAROLINA.....	77-71	Michigan	Kentucky	Kansas
1994	ARKANSAS.....	76-72	Duke	Florida	Arizona
1995	UCLA.....	89-78	Arkansas	Oklahoma	North Carolina
1996	KENTUCKY.....	76-67	Syracuse	Mississippi State	UMass
1997	ARIZONA.....	84-79 (OT)	Kentucky	North Carolina	Minnesota
1998	KENTUCKY.....	78-69	Utah	Stanford	North Carolina
1999	CONNECTICUT.....	77-74	Duke	Vacated	Michigan State
2000	MICHIGAN STATE.....	89-76	Florida	Wisconsin	North Carolina
2001	DUKE.....	82-72	Arizona	Michigan State	Maryland
2002	MARYLAND.....	64-52	Indiana	Kansas	Oklahoma
2003	SYRACUSE.....	81-78	Kansas	Marquette	Texas
2004	CONNECTICUT.....	82-73	Georgia Tech	Oklahoma State	Duke
2005	NORTH CAROLINA.....	75-70	Illinois	Louisville	Michigan State
2006	FLORIDA.....	73-57	UCLA	George Mason	LSU
2007	FLORIDA.....	84-75	Ohio State	Georgetown	UCLA
2008	KANSAS.....	75-68	Memphis	North Carolina	UCLA
2009	NORTH CAROLINA.....	89-72	Michigan State	Connecticut	Villanova
2010	DUKE.....	61-59	Butler	Michigan State	West Virginia
2011	CONNECTICUT.....	53-41	Butler	VCU	Kentucky
2012	KENTUCKY.....	67-59	Kansas	Ohio State	Louisville
2013	LOUISVILLE.....	82-76	Michigan	Wichita State	Syracuse
2014	CONNECTICUT.....	60-54	Kentucky	Florida	Wisconsin
2015	DUKE.....	68-63	Wisconsin	Michigan State	Kentucky
2016	VILLANOVA.....	77-74	North Carolina	Oklahoma	Syracuse
2017	NORTH CAROLINA.....	71-65	Gonzaga	South Carolina	Oregon
2018	VILLANOVA.....	79-62	Michigan	Kansas	Loyola (Ill.)
2019	VIRGINIA.....	85-77	Texas Tech	Michigan State	Auburn
2020	Canceled				
2021	BAYLOR.....	86-77	Gonzaga	Houston	UCLA

Note: 1981 was the last year for the consolation game



**A**

No. Player	Gp-Gs	Fgm-a/%	3-point Fgm-a/%	Ftm-a/F%	Rebounds Tot/Avg	Pf-Dq	Pts/Avg	A/B/T/S	Min/Avg.
14 Ahijevych, Andy	52-na 1964-65-66, Ht. 6-5, Wt. 208, Hometown: Sugar Creek, Ohio, High School: Garaway	120-232/.517	na	68-97/.701	198/3.8	107	308/5.9	na/na/na/na	na
10 Ahrens, Justin	82-22 2019-20-21, Ht. 6-5, Wt. 180, Hometown: Versailles, Ohio, High School: Versailles	109-257/.424	96-233/.412	18-23/.783	79/1.5	83-1	332/4.0	25/13/36/24	1,067/13.0
30 Allen, James W.	14-na 1960-61, Ht. 5-9, Wt. 170, Hometown: Columbus, Ohio, High School: na	2-14/.143	na	7-10/.700	3/0.2	7	11/0.8	na/na/na/na	na
24 Allison, Bennie	28-na 1974, Ht. 6-0, Wt. 185, Hometown: Youngstown, Ohio, High School: Ursuline	12-37/.324	na/	2-3/.667	19/0.7	16	26/0.9	na/na/na/na	na
24 Amling, Warren E.	20-na 1945-46-47, Hometown: Columbus, Ohio	53-na/na	na	26-41/.637	na	52	132/6.6	na/na/na/na	na
23 Anderson, Derek	44-30 1993-94, Ht. 6-6, Wt. 185, Hometown: Louisville, Ohio, High School: Doss	180-390/.462	30-97/.309	164-202/.812	180/4.1	122	554/12.6	166/8/114/88	1,282/29.1
41 Anderson, John	97-45 1985-86-87-88, Ht. 6-9, Wt. 217, Hometown: Marion, Iowa, High School: Linn-Mar	128-275/.465	0-0/.000	99-142/.697	286/2.9	177	355/3.7	33/5/84/27	1,748/18.03
23 Anderson, Scott	85-0 1985-86-87-88, Ht. 6-4, Wt. 190, Hometown: Marion, Iowa, High School: Linn-Mar	38-105/.362	6-15/.400	33-54/.611	66/0.8	62	115/1.4	36/2/26/17	516/6.1
22 Andreas, Daniel E.	62-na 1968-69-70, Ht. 6-3, Wt. 220, Hometown: Sugarcreek, Ohio, High School: Garaway	126-272/.463	na	45-69/.652	217/3.5	102	297/4.8	na/na/na/na	na
42 Andreas, William A.	71-27 1973-74-75, Ht. 6-7, Wt. 224, Hometown: Sugarcreek, Ohio, High School: Garaway	439-774/.567	na	145-218/.665	471/6.6	229	1023/14.4	81/na/na/na	914/33.85
24 Annis, Charles	14-na 1952-53, Ht. 6-4, Wt. 179, Hometown: Waverly, Ohio	2-9/.222	na	7-14/.500	na	3	11/0.8	na/na/na/na	na
14 Apple, Harold R.	8-na 1961, Ht. 6-3, Wt. 184, Hometown: Cincinnati, Ohio, High School: Hughes	1-6/.167	na	1-2/.500	4/0.5	3	3/0.4	na	na
8 Armstrong, Ralph A.	62-na 1950-51-52, Ht. 6-4, Wt. 187, Hometown: Cleveland, Ohio	120-328/.366	na	104-175/.594	na	191	344/5.5	na	na
Atkinson, Herbert S.	, 1909-10-11								

B

No. Player	Gp-Gs	Fgm-a/%	3-point Fgm-a/%	Ftm-a/F%	Rebounds Tot/Avg	Pf-Dq	Pts/Avg	A/B/T/S	Min/Avg.
Baird, Donald D., 1908									
3 Baker, Mark	92-77 1990-91-92, Ht. 6-1, Wt. 180, Hometown: Dayton, Ohio, High School: Dunbar	352-693/.508	5-26/.192	267-395/.676	235/2.6	194	976/10.6	109/16/232/141	2,776/30.2
Baker, Richard T., 1937-38-39	Statistics unavailable								
44 Barclay, Craig D.	67-na 1968-69-70, Ht. 6-3, Wt. 190, Hometown: Newark, Ohio, High School: na	131-280/.468	na	92-116/.793	165/2.5	83	354/5.3	na	na
15 Barker, David P.	49-na 1958-59-60, Ht. 6-2, Wt. 174, Hometown: Columbus, Ohio, High School: na	32-109/.294	na	12-43/.279	57/1.2	34	78/1.6	na	na
22 Barkstall, Vernon L.	43-na 1957-58, Ht. 5-9, Wt. 168, Hometown: Columbus, Ohio, High School: na	22-55/.400	na	11-23/.478	18/0.6	15	55/1.3	na	na
45 Barnard, Stephen C.	32-na 1967-68-69, Ht. 6-7, Wt. 200, Hometown: Columbus, Ohio, High School: na	9-32/.281	na/na	6-17/.353	44/1.4	31	24/0.8	na	na
Barrington, Walter D., 1906-07-08									



No. Player	Gp-Gs	Fgm-a/%	3-point Fgm-a/%	Ftm-a/F%	Rebounds Tot/Avg	Pf-Dq	Pts/Avg	A/B/T/S	Min/Avg.
1 Bass, Charles	15-0	4-12/.333	0-0/.000	1-2/.500	18/1.2	11-0	9/0.6	1/6/3/2	70/4.7
2003, Ht. 6-9, Wt. 195, Hometown: University Park, Ill., High School: Crete-Monee									
Bast, Paul J., 1916-17									
33 Bates-Diop, Keita	109-70	469-993/.472	123-349/.352	211-272/.776	621/5.7	155/0	1,272/11.7	121/128/134/68	2,702/24.8
2015-16-18, Ht. 6-7, Wt. 190, Hometown: Normal, Ill., High School: University High									
34 Bauer, Ted C.	6-na	1-3/.333	na/na	2-2/1.000	0/0	2	4/0.7	na	
1968, Ht. 6-7, Wt. 196, Hometown: Troy, Mich., High School: na									
24 Bayless, Mark E.	48-30	166-371/.447	na/na	52-79/.658	151/3.1	90	384/8.0	155/na/na/na	1,234/25.71
1975-76, Ht. 6-2, Wt. 164, Hometown: Chillicothe, High School: Chillicothe									
Beard, Paul H., 1922									
Beaver, Austin B., 1910-11-12									
Beitner, William J., 1933-34-35									
21 Bell, Brayden	7-0	4-15/.267	1-7/.143	1-2/.500	16/2.3	4-0	10/1.4	1/1/2/0	33/4.7
2006, Ht. 6-8, Wt. 255, Hometown: Salt Lake City, Utah, High School: Brighton									
10 Bell, David	38-0	14-31/.452	0-0/.000	18-31/.581	63/1.7	41-0	46/1.2	3/13/7/3	217/5.7
2016-17, Ht. 6-10, Wt. 225, Hometown: Cleveland, Ohio, High School: Garfield Heights									
Bell, Robin A., 1926-27-28									
Bellows, George W., 1903-04									
34 Belter, Steve, 1996									
19 Biel, William J., 1946									
15 Billings, Ricardo	38-8	41-107/.383	10-33/.303	37-60/.617	69/1.8	60-0	123/3.2	25/3/44/14	503/13.2
2004, Ht. 6-3, Wt. 210, Hometown: Detroit, Mich., High School: Rogers Academy									
Blair, Howard H., 1921-22-23									
Bliss, James G., 1913-14									
13 Bolden, Lawrence	103-75	565-1,288/.439	na	278-396/.702	348/3.4	249	1,408/13.7	401/1/76/24	2,563/24.9
1974-75-76-77, Ht. 6-0, Wt. 166, Hometown: Cleveland, High School: East Tech									
Bolen, Charles W., 1916-17-18									
Bolser, Harvey J., 1938									
44 Bosley, Jami	27-18	57-142/.401	4-11/.364	34-55/.618	61/2.3	65-1	152/5.6	33/44/1/34	471/17.4
1996, Ht. 6-1, Wt. 205, Hometown: Massillon, Ohio, High School: Jackson H.S.									
16 Boughner, Richard J., 1938-39									
5 Bowen, Robert K.	18-na	58-na	na	20-33/.606	na	29	136/7.6	na	na
1944-46-47									
15 Bowman, William Tom	43-na	72-203/.355	na	55-87/.632	150/3.5	91	199/4.6	na	na
1963-64, Ht. 6-5, Wt. 182, Hometown: Columbus, High School: Linden McKinley									
35 Bradds, Gary L.	74-na	563-1052/.535	na	404-519/.778	706/9.5	163	1530/20.7	na	na
1962-63-64, Ht. 6-8, Wt. 200, Hometown: Jamestown, Ohio, High School: Jamestown									
4 Bradley, James	47-0	47-130/.362	18-45/.400	22-29/.759	52/1.1	39	134/2.9	44/0/30/17	374/8.0
1988-89, Ht. 6-1, Wt. 188, Hometown: Columbus, Ohio, High School: Beechcroft									
31 Brandewie, Tom	83-13	81-153/.529	1-4/.250	28-52/.538	182/2.2	86	191/2.3	29/9/52/23	774/9.3
1990-91-92-93, Ht. 6-9, Wt. 220, Hometown: Fort Loramie, Ohio, High School: Fort Loramie									



No. Player	Gp-Gs	Fgm-a/%	3-point Fgm-a/%	Ftm-a/F%	Rebounds Tot/Avg	Pf-Dq	Pts/Avg	A/B/T/S	Min/Avg.
44 Brautigam, Darrell L.	32-na 1966-67, Ht. 6-5, Wt. 181, Hometown: Sidney, Ohio, High School: Fairlawn	11-22/.500	na/na	8-16/.500	36/1.1	11	30/0.9	na	na
19 Bressler, Richard W.	1-0 1957, Ht. 5-9, Wt. 163, Hometown: Bowling Green, Ohio, High School: na	0-0/.000	na	0-0/.000	2/2.0	1	0/0.0	na	na
22 Brewster, Eli	32-3 1989, Ht. 6-2, Wt. 200, Hometown: Columbus, Ohio, High School: Wehrle	37-101/.366	13-34/.382	12-16/.750	44/1.4	32	99/3.1	59/0/52/20	442/13.81
13 Brown, Brian	129-98 1999-00-01-02, Ht. 6-4, Wt. 200, Hometown: Brooklyn, NY, High School: Bishop Loughlin	489-1,046/.467	107-283/.378	299-413/.724	448/3.5	240/3	1,384/10.7	374/18/288/128	3,665/28.4
4 Brown, Harvey E., 1948-49-50									
Brown, Herbert H., 1932-33									
30 Brown, Jamaal	127-126 1989-90-91-92, Ht. 6-4, Wt. 190, Hometown: Arlington, Texas, High School: Sam Houston	388-848/.458	109-281/.88	254-338/.751	365/2.9	268	1139/9.0	243/13/199/158	3,362/26.5
22 Brown, James D.	11-na 1963-64-65, Ht. 6-0, Wt. 167, Hometown: Martins Ferry, Ohio, High School: na	46-114/.404	na	23-37/.622	39/0.9	48	115/2.6	na	na
44 Buford, William	145-137 2009-10-11-12, Ht. 6-5, Wt. 200, Hometown: Toledo, Ohio, High School: Libbey	744-1,689/.440	212-558/.385	287-354/.811	666/4.6	279-2	1,990/13.7	361/42/254/131	4,726/32.6
Bulen, J. Elwood, 1901									
5 Burkholder, Robert P.	67-na 1948-49-50, Ht. 5-10, Wt. 185, Hometown: Bluffton, Ohio	137-523/.262	na/na	117-173/.676	na	169	391/5.8	na	na
43 Burris, Terry C.	88-23 1975-76-77-78, Ht. 6-6, Wt. 188, Hometown: Whitehall, Ohio, High School: Whitehall	196-429/.457	na/na	90-135/.667	244/2.8	154	482/5.5	na	na
12 Burson, Jay	122-95 1986-87-88-89, Ht. 6-0, Wt., 156, Hometown: New Concord, Ohio, High School: John Glenn	649-1,287/.504	66-162/.407	392-486/.907	400/3.3	326	1756/14.4	329/9/265/204	3,657/30.0
Busich, Sam	1935-36, Ht. 6-3, Wt., 190, Hometown: Lorain, Ohio, High School: Lorain Senior								
14 Butler, Jamar	139-117 2005-06-07-08, Ht. 6-3, Wt., 190, Hometown: Lima, Ohio, High School: Shawnee	420-1,018/.413	242-650/.372	231-266/.868	348/2.5	194-1	1,313/9.4	579/12/246/137	4,213/30.3
C									
No. Player	Gp-Gs	Fgm-a/%	3-point Fgm-a/%	Ftm-a/F%	Rebounds Tot/Avg	Pf-Dq	Pts/Avg	A/B/T/S	Min/Avg.
Cameron, George D.	1924-25								
00 Campbell, Tony	104-89 1981-82-83-84, Ht. 6-7, Wt. 212, Hometown: Teaneck, N.J., High School: Teaneck	589-1,223/.482	0-2/.000	351-440/.798	628/6.0	307	1,529/14.7	121/36/287/116	3,258/31.3
Canaga, Wilbur W.	1915								
3 Carlson, Carl J.	40-na 1958-59, Ht. 5-11, Wt. 162, Hometown: Valley City, N.D., High School: na	104-270/.385	na/na	78-105/.743	69/1.7	90	286/7.2	na	na
32 Carter, Perry	126-116 1988-89-90-91, Ht. 6-8, Wt. 230, Hometown: Washington, D.C., High School: Gonzaga	645-1,160/.556	0-2/.000	323-533/.606	989/7.8	383	1,613/12.8	126/105/330/103	3,470/27.5
25 Castilow, Henry C.	6-na 1963-64, Ht. 6-4, Wt. 172, Hometown: New Martinsville, W.Va., High School: na	0-7/.000	na/na	0-1/.000	1/0.1	2	0/0.0	na	na
3 Carton, D.J.	20-3 2020, Ht. 6-2, Wt. 190, Hometown: Bettendorf, Iowa, High School: Bettendorf	71-149/.477	24-60/.400	41-54/.759	56/2.8	38/0	207/10.4	59/8/52/13	478/23.9
Caudill, Rodney C.	1944-45								
10 Cedargren, John T.	18-na 1960, Ht. 6-5, Wt. 182, Hometown: Columbus, Ohio, High School: na	9-26/.346	na/na	5-11/.454	28/1.6	14	23/1.3	na	na



No. Player	Gp-Gs	Fgm-a/%	3-point		Rebounds		Pf-Dq	Pts/Avg	A/B/T/S	Min/Avg.
			Fgm-a/%	Ftm-a/F%	Tot/Avg					
2 Cheatham, B. Fuss-	113-50	138-400/.345	35-119/.294	86-155/.555	198/1.8	161-3	397/3.5	236/3/140/71	2,021/17.9	
2002-03-04-05, Ht. 6-1, Wt. 190, Hometown: Beaver Falls, Pa., High School: Blackhawk										
Cherry, Boyd V.	1913-14-15									
31 Childs, Robert	3-na	1-2/.500	na/na	1-2/.500	2/0.7	1	3/1.0	na	na	
1974, Ht. 6-2, Wt. 172, Hometown: Columbus, Ohio, High School: West										
Clark, William E.	1920									
35 Cleamons, James M.	72-na	505-931/.542	na/na	325-427/.761	522/7.3	179	1,335/18.5	na	na	
1969-70-71, Ht. 6-3, Wt. 182, Hometown: Columbus, Ohio, High School: Linden McKinley										
34 Cline, Michael D.	95-34	238-525/.453	na/na	122-149/.819	251/2.6	188	598/6.3	188/5/128/43	1,840/19.4	
1977-78-79, Ht. 6-4, Wt. 205, Hometown: Millersburg, Ohio, High School: West Holmes										
Colburn, Robert H.,	1932-33-34									
3 Coleman, Neshaun	111-40	270-699/.386	147-436/.337	64-88/.727	172/1.5	215-6	751/6.8	205/8/146/64	2,420/21.8	
1996-97-98-99, Ht. 6-3, Wt. 190, Hometown: Toledo, Ohio, High School: St. John's										
42 Concheck, Joe	70-53	233-517/.451	na/na	86-117/.735	245/3.5	165	553/7.9	71/3/99/35	1,687/24.1	
1983-84-85										
1 Conley Jr., Mike	39-39	106-309/.518	21-69/.304	100-144/.694	134/3.4	60-1	441/11.3	238/10/86/87	1,231/31.6	
2007, Ht. 6-1, Wt. 180, Hometown: Indianapolis, Ind., High School: Lawrence North										
3 Connolly, Sean	93-45	264-620/.426	147-368/.399	117-149/.785	272/2.9	165-4	792/8.5	173/11/106/58	2,512/27.0	
2001-02-03, Ht. 6-5, Wt. 210, Hometown: Peabody, Mass., High School: Bishop Fenwick										
Conrad, Fred B.	1932-33-34									
31 Cook, Daequan	39-1	141-317/.445	54-130/.415	46-66/.697	167/4.3	66-1	382/9.8	40/10/56/28	770/19.7	
2007, Ht. 6-5, Wt. 205, Hometown: Dayton, Ohio, High School: Dunbar										
Cook, Dean E.	66-na	183-625/.293	na/na	112-185/.605	na	137	478/7.2	na	na	
1952-53-54										
Cornell, Fred A.	1903									
Cox, Joseph E.	1926-27-28									
4 Craft, Aaron	148-112	340-958/.459	92-276/.333	342-464/.737	492/3.3	364-7	1,314/8.9	694/20/324/377	4,819/32.6	
2011-12-13-14, Ht. 6-2, Wt. 195, Hometown: Findlay, Ohio, High School: Liberty Benton										
Cunningham, Harold B.,	1924-25-26									

D

No. Player	Gp-Gs	Fgm-a/%	3-point		Rebounds		Pf-Dq	Pts/Avg	A/B/T/S	Min/Avg.
			Fgm-a/%	Ftm-a/F%	Tot/Avg					
13 Dakich, Andrew	34-1	36-76/.474	15-39/.385	14-18/.778	62/1.8	40-0	101/3.0	72/1/37/32	646/19.0	
2018, Ht. 6-2, Wt. 190, Hometown: Zionsville, Ind., High School/Last School: Zionsville (Ind.)/U. of Michigan										
4 Darby, Brent	122-80	410-1,028/.399	153-423/.362	395-499/.792	308/2.5	275-3	1,368/11.2	321/10/261/121	3,261/26.7	
2000-01-02-03, Ht. 6-1, Wt. 195, Hometown: Detroit, Mich., High School: River Rouge										
15 Daugherty, Michael R.	53-33	162-386/.420	na/na	67-108/.620	183/3.5	133	391/7.4	120/4/45/22	1,385/26.1	
1976-77, Ht. 6-3, Wt. 181, Hometown: Bedford, Ohio, High School: Bedford										
Davies, Dan H.,	1916-17-18									
20 Davis, Alex	115-36	254-598/.425	72-212/.340	97-109/.890	181/1.6	161	677/5.9	150/5/127/73	1,816/15.80	
1990-91-92-93, Ht. 6-1, Wt. 170, Hometown: Cincinnati, Ohio, High School: Forest Park										
21 Davis, Carlos	92-46	188-470/.400	26-99/.262	108-157/.687	265/1.92	133-1	434/3.28	251/208/3/76	1,019/34.0	
1995-96-97-98, Ht. 6-4, Wt. 223, Hometown: Columbus, Ohio, High School: Eastmoor H.S.										



No. Player	Gp-Gs	Fgm-a/%	3-point Fgm-a/%	Ftm-a/F%	Rebounds Tot/Avg	Pf-Dq	Pts/Avg	A/B/T/S	Min/Avg.
Davis, Harlan, 1922-23									
40 Davidson, Jr., Jansen	2-0 2021, Ht. 5-11, Wt. 190, Hometown: Kettering, Ohio, High School: Fairmont	0-1/0.00	0-0/0.00	3-4/750	1/0.5	0-0	3/1.5	0/0/1/0	7/3.6
14 Dawe, Richard E.	48-na 1951-52, Ht. 5-11, Wt. 175, Hometown: Lima, Ohio	38-125/304	na/na	29-44/659	na	53	105/6.2	na	na
Dawson, Jack E., 1939-40-41									
33 Della Valle, Amedeo	48-0 2013-14, Ht. 6-5, Wt. 190, Hometown: Alba, Italy, High School: Findlay (Nev.) Prep.	54-153/353	34-100/340	29-46/630	80/1.7	40-0	171/3.8	10/14/27/11	501/10.4
10 Days, Henderson "Eddie"	13-0 2010-11, Ht. 6-0, Wt. 180, Hometown: Richmond Heights, Ohio, High School: Richmond Heights	0-7/0.00	0-3/0.00	1-2/500	1/0.1	0-0	0/0.0	1/0/0/1	24/1.8
Dempsey, Benton A., 1925-26									
Denny, Charles W., 1898-99									
31 DeVoe, Donald E.	45-na 1962-63-64, Ht. 6-5, Wt. 196, Hometown: Port Williams, Ohio, High School: na	114-249/458	na/na	65-107/607	158/3.5	85	293/6.5	na	na
15 Diallo, Ibrahima	13-0 2020-21, Ht. 6-10, Wt. 220, Hometown: Saly, Senegal, High School: Prolific Prep	5-15/333	0-0/0.00	1-6/167	19/1.5	6-0	11/0.8	0/4/4/0	52/4.0
12 Dials, Nick	19-9 2004, Ht. 6-1, Wt. 175, Hometown: New Haven, Ohio	24-66/364	15-41/366	22-25/880	27/1.4	39-1	85/4.5	40/0/14/24	340/17.9
34 Dials, Terence	132-97 2002-04-05-06, Ht. 6-9, Wt. 250, Hometown: Youngstown, Ohio, High School: Boardman	604-1,082/558	0-2/0.00	358-552/649	876/6.6	365-7	1,566/11.9	98/103/234/95	3,486/26.4
33 Diebler, Jon	144-115 2008-09-10-11, Ht. 6-6, Wt. 210, Hometown: Upper Sandusky, Ohio, High School: Upper Sandusky	473-1,109/427	374-900/416	216-263/821	404/2.8	190-0	1,536/10.7	269/24/169/138	4,687/32.5
3 Donham, Robert E.	86-na 1947-48-49-50, Ht. 6-3, Wt. 185, Hometown: Hammond, Ind.	341-720/385	na/na	189-384/492	na	267	871/10.1	na	na
21 Doss, Randy	17-0 1988, Ht. 6-5, Wt. 187, Hometown: Chicago, Ill., High School: Leo	9-29/310	1-5/200	9-13/692	17/1.0	12	28/1.6	na	na
14 Doughty, James E.	50-na 1962-63, Ht. 6-4, Wt. 208, Hometown: Columbus, Ohio, High School: na	130-315/413	na/na	63-115/548	270/5.4	87	323/6.5	na	na
12 Dove, Robert L.	66-na 1964-65-66, Ht. 6-6, Wt. 223, Hometown: Canfield, Ohio, High School: na	265-592/448	na/na	158-219/721	432/6.5	188	688/10.4	na	na
23 Dressler, Roger W.	13-na 1957, Ht. 6-3, Wt. 188, Hometown: Wadsworth, Ohio, High School: Wadsworth	0-7/0.00	na/na	2-2/1.000	0/0.0	0	2/0.2	na	na
Dudley, R. Lewis 1921-22-23									
40 Dudley, Rickey	81-30 1992-93-94-95, Ht. 6-7, Wt. 235, Hometown: Henderson, Texas High School: Henderson	92-198/465	0-0/0.00	90-144/625	285/3.5	179	274/3.4	50/15/80/33	1,333/16.5
43 Dudley, Will	107-4 1999-00-01-02, Ht. 6-8, Wt. 230, Hometown: Brooklyn, N.Y., High School: Bishop Loughlin	130-238/546	0-0/0.00	67-129/519	210/2.0	142-1	327/3.1	25/34/46/13	979/9.1
12 Dugger, John R.	1943-44-45, Ht. 6-4, Wt. 198, Hometown: Canton, Ohio								
33 Dumas, Joseph	55-1 1986-87-88-89, Ht. 6-9, Wt. 216, Hometown: Irvington, N.Y., High School: Irvington	19-51/373	0-3/0.00	13-29/448	36/0.7	37	51/0.9	9/0/25/6	220/4.00
Dye, William H. 1935-36-37									

**E**

No. Player	Gp-Gs	Fgm-a/%	3-point Fgm-a/%	Ftm-a/F%	Rebounds Tot/Avg	Pf-Dq	Pts/Avg	A/B/T/S	Min/Avg.
35 Eaker, Gerald	24-5 1994, Ht. 6-11, Wt. 232, Hometown: Bellwood, Ill., High School: St. Joseph	34-78/.436	0-0/.000	12-24/.500	65/2.7	56	80/3.3	8/36/16/9	314/13.08
Ebert, Paul A.	66-na 1952-53-54	510-1,313/.388	na/na	416-672/.619	na	214	1,436/21.8	na	na
Edwards, Maynard	1939								
Eichwald, Kenneth R.,	1943								
Elder, Walter N.,	1902-03								
41 Ellinghausen, J. R.	112-41 1977-78-79-80, Ht. 6-7, Wt. 310, Hometown: Plymouth, Mich., High School: Salem	221-529/.418	na/na	113-167/.667	454/4.1	233	555/5.0	63/66/87/29	2,040/18.21
Elliott, Clark A.,	1946								
4 Ellis, Charles D.	66-na 1954-55-56, Ht. 5-10, Wt. 162, Hometown: Steubenville, Ohio	200-489/.409	na/na	176-263/.669	0/0.0	167	576/8.7	na	na
Ervin, Harold A.,	1929-30-31								
4 Etzler, Doug	62-14 1992-93-94-95, Ht. 6-0, Wt. 175, Hometown: Convoy, Ohio, High School: Crestview	42-106/.396	29-62/.468	27-34/.794	52/1.2	44	140/2.26	98/0/56/12	753/12.15
Evans, Jack G.	1928-29-30								

F

No. Player	Gp-Gs	Fgm-a/%	3-point Fgm-a/%	Ftm-a/F%	Rebounds Tot/Avg	Pf-Dq	Pts/Avg	A/B/T/S	Min/Avg.
Fekete, Eugene	1943								
Ferrall, Junius B.	1931-32								
4 Ferrell, James L.	16-na 1959, Ht. 6-1, Wt. 179, Hometown: Columbus, Ohio, High School: na	3-11/.272	na/na	1-6/.167	3/0.2	6	7/0.4	na	na
Fesler, Wesley E.	1929-30-31								
21 Finney, Jody R.	70-na 1968-69-70, Ht. 6-3, Wt. 188, Hometown: Springfield, Ohio, High School: South	349-663/.526	na/na	250-290/.862	266/3.8	119	948/12.2	na	na
Fisher, Jerome	1932-34								
Fisher, Richard W.	1941-42								
13 Flatt, Donald H.	60-na 1962-63-64, Ht. 6-4, Wt. 203, Hometown: Brooklyn, N.Y., High School: na	39-118/.331	na/na	30-54/.556	86/1.4	42	108/1.8	na	na
23 Foster, Je'Kel	64-44 2005-06, Ht. 6-4, Wt. 210, Hometown: Natchez, Miss., High School: Natchez	213-484/.440	139-337/.412	73-96/.760	243/3.8	130-3	638/10.0	177/9/101/115	1,900/29.7
Foster, Thomas B.	1906								
Foust, H. S.,	1914								
72 Franchimont, Prosper E.	15-na 1949	4-23/.174	na/na	6-10/.600	na	18	14/0.9	na	na
Francis, James C.	1918-19-20								
44 Francis, Jerry	133-126 1986-87-88-89, Ht. 6-5, Wt. 210, Hometown: Columbus, Ohio, High School: Wehrle	546-1,181/.462	34-95/.358	360-469/.768	576/4.3	363	1,486/11.2	250/5/278/118	3,790/28.5
20 Frazier, Curtis L.	44-na 1962-63-64, Ht. 6-4, Wt. 166, Hometown: New Boston, Ohio, High School: na	15-55/.272	na/na	4-12/.333	35/0.8	39	34/0.8	na	na



31	Frazier, Kel	7-0 2001, Ht., 6-2, Wt., 215, Hometown: Columbus, Ohio; High School: Upper Arlington	4-4/1.000	0-0/.000	2-2/1.000	2/0.3	5-0	10/1.4	1/0/1/1	27/3.9
24	Freeman, Robin R.	57-na 1954-55-56, Ht. 5-11, Wt. 186, Hometown: Cincinnati, Ohio; High School: Hughes	593-1,364/.435	na/na	411-512/.803	na	125	1,597/28.0	na	na
	Fritz, Howard E.	1912-13								
	Fugitt, John O.	1932								
45	Fulton, Connor	4-0 2018, Ht. 6-4, Wt. 175, Hometown: Salt Lake City, Utah; High School: Alta	0-2/.000	0-2/.000	1-2/.500	1/0.3	0/0	1/0.3	0/0/1/0	9/2.3
34	Funderburke, L.	80-61 1992-93-94, Ht. 6-9, Wt. 250, Hometown: Columbus, Ohio; High School: Wehrle	489-904/.541	3-10/.300	198-319/.621	529/6.6	140	1,179/14.7	80/131/139/47	2,393/29.9
23	Furry, Donald L.	5-na 1961, Ht. 6-2, Wt. 185, Hometown: Columbus, Ohio; High School: na	2-3/.667	na/na	1-3/.333	2/0.7	0	5/1.0	na	na
12	Furry, Richard L.	71-na 1958-59-60, Ht. 6-7, Wt. 208, Hometown: Columbus, Ohio; High School: West High	205-502/.408	na/na	65-108/.602	418/5.9	130	475/6.7	na	na

G

No.	Player	Gp-Gs	Fgm-a/%	3-point Fgm-a/%	Ftm-a/F%	Rebounds Tot/Avg	Pf-Dq	Pts/Avg	A/B/T/S	Min/Avg.
0	Gafney, Alonzo	17-0 2020, Ht. 6-9, Wt. 200, Hometown: Cleveland, Ohio; High School: Brewster Academy	13-23/.565	1-6/.167	3-8/.375	24/1.4	21-1	30/1.8	2/4/12/1	114/6.7
	Gall, William O.	1939								
22	Garverick, Pat	2-0 1988, Ht. 6-2, Wt. 170, Hometown: Mentor; High School: Mentor	0-1/.000	0-0/.000	0-0/.000	1/0.5	1	0/0.0	0/0/0/1	5/2.5
4	Gearhart, Gary L.	62-na 1960-61-62, Ht. 6-2, Wt. 172, Hometown: New Lebanon, Ohio; High School: Dixie	78-204/.382	na/na	45-78/.577	86/1.4	111	201/3.2	na	na
	Gecowets, Max	1941-42-43								
30	Geddes, James L.	31-na 1968-69-70, Ht. 6-2, Wt. 187, Hometown: Darbydale, Ohio; High School: na	33-78/.423	na/na	19-35/.543	46/1.5	53	85/2.7	na	na
	George, August	1936-37								
44	Gerhard, Daniel	66-na 1972-73-74, Ht. 6-3, Wt. 188, Hometown: Dayton; High School: Chaminade	210-494/.425	na/na	19-35/.543	207/3.1	53	513/7.8	27/na/na/na	na
18	Giacomelli, Mario C.	15-na 1950, Ht. 6-4, Wt. 190, Hometown: Yorkville, Ohio	1-20/.050	na/na	11-19/.579	na	14	13/0.9	na	na
4	Giddens, Daniel	33-7 2016, Ht. 6-10, Wt. 230, Hometown: Mableton, Ga.; High School: Oak Hill Academy	51-110/.464	0-1/.000	25-57/.439	119/3.6	108-3	127/3.8	9/50/33/17	599/18.2
	Gillaugh, Raymond D.	40-na 1951-52	65-157.414	na/na	81-124/.653	na	70	211/5.3	na	na
	Ginn, Dwight C.	1914-15-16								
	Godfrey, Ernest R.	1914-15								
24	Goldstein, Andrew	2-na 2014, Ht. 6-3, Wt. 200, Hometown: Marlboro, N.J.; High School: Marlboro	0-1/.000	0-0/.000	0-0/.000	0/0.0	1	0/0.0	0/0/0/0	2/1.0
	Goss, Keith W.	1940								
41	Grace, Henry F.	13-0 1983-84, Ht. 6-6, Wt. 178, Hometown: Groveport, Ohio; High School: Groveport	1-3/.333	na/na	1-3/.333	1/0.2	2	3/0.2	na	na
55	Gradney, Scott	1996, Ht. 6-9, Wt. 200, Hometown: Louisville, Ky.; High School: Ballard								
	Graf, Campbell J.	1913-14-15								



No. Player	Gp-Gs	Fgm-a/%	3-point Fgm-a/%	Ftm-a/F%	Rebounds Tot/Avg	Pf-Dq	Pts/Avg	A/B/T/S	Min/Avg.
Graf, Jack R.	1940-41-42								
Grate, Donald	1944-45								
Greenspun, Abraham	1920-21-22								
21 Gregory, Marvin J.	25-na 1964-65-66, Ht. 6-2, Wt. 171, Hometown: Wilmington, Ohio, High School: na	9-29/.310	na/na	14-25/.560	25/1.0	40	32/1.3	na	na
Griffith, Floyd R.	1944								
Grim, Fred H.	1927-28								
Gunton, William E.	1944								

H

No. Player	Gp-Gs	Fgm-a/%	3-point Fgm-a/%	Ftm-a/F%	Rebounds Tot/Avg	Pf-Dq	Pts/Avg	A/B/T/S	Min/Avg.
22 Haas, W. Mitch	64-1 1980-81-82-83, Ht. 6-7, Wt. 208, Hometown: Moraga, Calif., High School: Campolindo	40-78/.513	3-7/.429	16-25/.640	31/0.5	33	99/1.5	11/0/34/3	301/4.7
25 Hagedorn, Richard J.	12-na 1959, Ht. 6-2, Wt. 192, Hometown: Grove City, Ohio, High School: na	1-13/.007	na/na	0-2/.000	7/0.6	7	2/0.2	na	na
Hager, L. R.	1898-99								
Hague, Thomas R.	19-na 1952	10-31/.323	na/na	5-12/.417	na	12	25/1.3	na	na
Haid, Arthur	1923								
22 Hall, Anthony T.	86-15 1977-78-79-80, Ht. 6-3, Wt. 177, Hometown: Louisville, Ky., High School: Ahrens	88-216/.407	na/na	51-81/.630	172/2.0	131	227/2.6	34/22/98/38	784/9.12
42 Hall, Steve	54-0 1989-90-91-92, Ht. 6-8, Wt. 225, Hometown: Payne, Ohio, High School: Wayne Trace	23-56/.411	1-2/.500	16-25/.640	58/1.1	56	63/1.2	5/9/15/10	294/5.44
40 Halley, John W.	6-na 1968-69, Ht. 6-2, Wt. 181, Hometown: Vermillion, Ohio, High School: na	1-1/1.000	na	1-3/.333	1/0.2	1	3/0.5	na	na
33 Halley, William P.	2-na 1964, Ht. 6-5, Wt. 188, Hometown: Columbus, Ohio, High School: na	0-0/.000	na	0-0/.000	1/0.5	0	0/0.0	na	na
Hammett, Jack	1944								
23 Hammond, Clance	64-9 1975-76-77, Ht. 6-6, Wt. 181, Hometown: Columbus, Ohio, High School: Central	73-161/.453	na	28-67/.418	138/2.2	104	174/2.7	7/2/19/1	595/9.28
44 Hanna, Eric	1995, 97-98, Ht. 6-7, Wt. 195, Hometown: Canfield, Ohio, High School: Canfield								
Harley, Charles W.	1920, High School: Columbus East								
Hartley, Jim	1-na 1955	0-1/.000	na	0-2/.000	na	0	0/0.0	na	na
12 Harris, A.J.	35-4 2016, Ht. 5-9, Wt. 165, Hometown: Dayton, Ohio, High School: Dunbar	32-99/.323	16-49/.327	19-28/.679	35/1.0	40-0	99/2.8	59/1/36/12	478/13.7
3 Harris, Ivan	127-66 2004-05-06-07, Ht. 6-7, Wt. 220, Hometown: Springfield, Ohio, High School: Oak Hill (Va.) Academy	281-619/.454	129-324/.398	37-53/.698	297/2.3	156-1	728/5.7	59/22/60/36	1,955/15.4
7 Harris, James R.	16-na 1947, Ht. 5-9, Wt. 158, Hometown: East Liverpool, Ohio	33-na	na	12-23/.522	na	0	78/4.9	na	na
Hatfield, Merrill Creed	62-na 1951-52-53	120-353/.340	na	93-144/.646	na	139	333/5.4	na	na



No. Player	Gp-Gs	Fgm-a/%	3-point Fgm-a/%	Ftm-a/F%	Rebounds Tot/Avg	Pf-Dq	Pts/Avg	A/B/T/S	Min/Avg.
5 Havlicek, John J.	84-na 1960-61-62, Ht. 6-5, Wt. 205, Hometown: Lansing, Ohio, High School: Bridgeport	513-1,010/.508	na	197-270/.730	720/8.6	171	1,223/14.6	na	na
30 Haynes, Joel B.	1963-64								
Hectorne, Ronald L.	1926-27-28								
23 Heflin, Ryan	25/0 2001-02, Ht. 5-10, Wt. 180, Hometown: Dayton, Ohio, High School: Meadowdale	7-18/.389	2-5/.400	5-8/.625	6/0.2	9-0	21/0.8	8/0/7/2	50/2.0
Hegelheimer, Louis J.	1903-04-05-06								
55 Hetz, Mark	45-0 1977-78-79-80, Ht. 6-8, Wt. 237, Hometown: Defiance, High School: Defiance	24-48/.500	na	10-23/.435	44/1.0	27	58/1.3	1/1/9/3	231/5.1
54 Herron, Shamar	38-3 1998-99, Ht. 6-9, Wt. 225, Hometown: Detroit, Mich., High School: Pershing	24-53/.453	0-0/.000	7-19/.368	56/1.5	44	55/1.4	2/16/17/2	350/8.5
43 Heximer, Wendell	19-na 1971, Ht. 6-3, Wt. 200, Hometown: Fayette, Ohio, High School: Fayette	3-16/.188	na	3-6/.500	10/0.5	5	9/0.5	na	na
14 Hill, P.J.	55-8 2008-09-10, Ht. 6-1, Wt. 170, Hometown: Minneapolis, High School: North	33-86/.384	17-46/.370	36-55/.655	67/1.2	64-0	119/2.2	66/4/53/18	631/11.5
Hinchman, Lewis George,	1931-33								
Hinchman, William John,	1928-29-30								
23 Hodak, Nick	9-0 1990-91, Ht. 6-6, Wt. 185, Hometown: Toledo, Ohio, High School: St. John's	5-10/.500	2-4/.500	2-2/1.000	6/0.7	2	14/1.6	3/0/2/0	23/2.6
Hoffer, Joe Ralph	1931-32								
Holcomb, Stuart K.	1930								
22 Honigford, Jim	23-0 1984-85-86, Ht. 6-5, Wt. 192, Hometown: Coldwater, Ohio, High School: Coldwater	2-12/.167	na	3-5/.600	5/0.2	5	7/0.3	1/0/5/1	34/1.5
42 Hookfin, Harrison	13-0 2019-20-21, Ht. 6-5, Wt. 220, Hometown: Lebanon, Ohio, High School: Lebanon	4-11/.364	0-1/.000	0-0/.000	10/0.8	4-0	8/0.6	0/0/6/1	36/2.8
32 Hopson, Dennis	125-96 1984-85-86-87, Ht. 6-5, Wt. 195, Hometown: Toledo, Ohio, High School: Bowsher	796-1,534/.519	67-160/.419	437-551/.793	712/5.7	220	2,096/16.8	258/59/276/164	3,611/28.9
13 Hornyak, Allan J.	69-na 1971-72-73, Ht. 6-1, Wt. 185, Hometown: Bellaire, High School: St. John	604-1,343/.450	na	364-458/.795	286/4.1	181	1,572/22.8	na	na
25 Hosket, Wilmer Clemons,	1932-33, Hometown: Dayton, Ohio, High School: Stiverse								
25 Hosket, Wilmer F.	74 1966-67-68, Ht. 6-7, Wt. 228, Hometown: Dayton, Ohio, High School: Belmont	561-1,072/.523		319-465/.686	910/12.3	213	1,441/19.5	na	na
Houghton, Henry S.	1898-00-01								
11 Howard, Frank O.	66-na 1956-57-58, Ht. 6-6, Wt. 200, Hometown: Columbus, Ohio, High School: South	445-1,044/.426	na	257-410/.627	635/14.4	206	1,147/17.4	na	na
12 Howell, John S.	77-na 1967-68-69, Ht. 6-5, Wt. 236, Hometown: Columbus, Ohio, High School: na	383-802/.478	na	153-222/.689	378/4.9	180	919/11.9	na	na
13 Hoyt, Richard H.	71-na 1959-60-61, Ht. 6-4, Wt. 191, Hometown: Mount Vernon, High School	136-336/.405	na	81-105/.771	203/2.9	140	353/5.0	na	na
19 Hudson, Richard S.	26-na 1948	16-73/.219	na	6-12/.500	na	40	38/1.5	na	na
20 Huggins, Larry A.	116-75 1980-81-82-83, Ht. 6-3, Hometown: Port Washington, Ohio, High School: Indian Valley South	258-557/.463	21-38/.553	115-145/.793	232/2.0	213	652/5.6	239/5/162/57	3,036/26.17



No. Player	Gp-Gs	Fgm-a/%	3-point Fgm-a/%	Ftm-a/F%	Rebounds Tot/Avg	Pf-Dq	Pts/Avg	A/B/T/S	Min/Avg.
Hull, James R.	1938-39, Hometown: Leesburg, Ohio, High School: Greenfield McClain								
40 Hummer, Danny	22-1	5-14/.357	2-8/.250	1-4/.250	6/0.2	17-1	13/0.6	7/0/8/7	63/2.9
	2019-20, Ht. 6-0, Wt. 175, Hometown: Upper Arlington, Ohio, High/Last School: Air Force Academy								
Hunt, William P.	1925-26-27								
45 Hunter, Othello	76-45	247-424/.583	4-13/.308	91-151/.603	415/5.5	152-4	589/7.8	42/97/78/37	1,689/22.2
	2006-07-08, Ht. 6-9, Wt. 225, Hometown: Winston-Salem, N.C., High School: R.J. Reynolds								
5 Huston, Larry P.	66-na	351-829/.423	na	198-274/.723	593/9.0	136	900/13.6	na	na
	1957-58-59, Ht. 6-7, Wt. 208, Hometown: Savannah, Ohio, High School: na								
Huston, Paul F.	20-na	36-na	na	40-61/.656	na	69	112/5.6	na	na
	1945-46-47								

J

No. Player	Gp-Gs	Fgm-a/%	3-point Fgm-a/%	Ftm-a/F%	Rebounds Tot/Avg	Pf-Dq	Pts/Avg	A/B/T/S	Min/Avg.
3 Jackson, C.J.	100-71	337-825/.408	152-418/.364	190-251/.757	346/3.5	187-2	1,016/10.2	342/13/191/102	2,693/14.5
	2017-18-19, Ht. 6-1, Wt. 175, Hometown: Charlotte, N.C., High School: Olympic/Eastern Florida State (J.C.)								
22 Jackson, Jim	93-93	686-1,335/.514	82-218/.376	331-422/.784	552/5.9	219	1,785/19.2	372/46/304/147	3,165/34.03
	1990-91-92, Ht. 6-6, Wt. 220, Hometown: Toledo, Ohio, High School: Macomber								
40 Jackson, Wardell	71-na	321-704/.456	na	158-225/.702	508/7.2	243	800/11.3	18/na/na/na	na
	1972-73-74, Ht. 6-7, Wt. 200, Toledo, Ohio, High School: Macomber								
17 Jacobs, Ted W.	60-na	105-374/.281	na	86-144/.597	na	73	296/4.9	na	na
	1948-49-50, Ht. 6-3, Wt. 180, Hometown: Ashland, Ohio, High School: na								
2 Jallow, Musa	94-28	98-225/.436	24-98/.245	40-63/.635	205/2.2	147-1	260/2.8	67/24/74/44	1,396/14.8
	2018-19, 21, Ht. 6-5, Wt. 200, Hometown: Bloomington, Indiana, High School: Bloomington North								
35 Jantonio, Don	66-2	39-109/.263	19-54/.260	23-39/.370	78/1.14	101-1	101/2.32	159/87/109/82	10.1/689
	1995-96, Ht. 6-2, Wt. 205, Hometown: Mentor, Ohio, High School: Mentor								
50 Jenkins, Shun	53-16	72-191/.377	0-0/.000	41-90/.456	227/4.3	117-5	185/3.5	14/10/60/24	906/17.1
	2003-04, Ht. 6-6, Wt. 240, Hometown: Albany, Ga., High School: Albany								
21 Jent, Chris	123-67	371-854/.434	112-293/.382	153-206/.743	485/3.9	306	1,007/8.2	209/17/395/110	2,820/22.9
	1989-90-91-92, Ht. 6-7, Wt. 220, Hometown: Sparta, N.J., High School: Sparta								
23 Jent, Jimmy	4-0	1-4/.250	1-2/.500	0-0/.000	4/1.0	0-0	3/0.8	0/0/0/0	10/2.5
	2017, Ht. 6-4, Wt. 195, Hometown: Columbus, Ohio, High School: Fork Union Military Academy/Wofford College								
20 Jernigan, Emonte	31-7	38-110/.345	21-69/.304	29-41/.707	79/1.6	37-0	126/4.1	26/1/20/14	465/15.0
	2003, Ht. 6-3, Wt. 200, Hometown: Richmond, Calif., High School: El Cerrito								
44 Johnson, Bryant O.	38-1	19-42/.452	na	8-15/.533	42/1.1	29	46/1.2	na	na
	1979-80-81-82, Ht. 6-7, Wt. 200, Hometown: Washington, D.C., High School: Spingarn H.S.								
32 Johnson, Ken	127-123	461-771/.540	0-0/.000	223-354/.630	739/5.8	376-13	1,055/8.3	58/444/189/37	3,563/28.1
	1998-99-00-01, Ht. 6-11, Wt. 235, Hometown: Detroit, Mich., High School: Henry Ford								
0 Johnson, Jr., Meechie	17-0	7-18/.389	6-12/.500	1-6/.167	7/0.4	6-0	21/1.2	3/1/5/3	100/5.9
	2021, Ht. 6-2, Wt. 172, Hometown: Cleveland, Ohio, High School: Garfield Heights								
Johnson, Wilbur E.	1946								
8 Johnston, D. Neil	27-na	72-219/.306	na	49-95/.516	na	45	193/7.1	4/2/13/9	250/6.58
	1947-48, Ht. 6-5, Wt. 210, Hometown: Chillicothe, Ohio								
Jones, Jack A.	66-na	117-370/.316	na	46-70/.657	na	75	280/4.2	na	na
	1951-52-53								
15 Jones, David	30-22	108-226/.501	5-15/.333	87-107/.813	213/2.0	166	544/5.0	101/8/68/35	1,920/17.8
	1982-83-84-85, Ht. 6-2, Hometown: Jewett, Ohio, High School: Jewett-Scio								
Jorgensen, Roger K.	1941								



K

No. Player	Gp-Gs	Fgm-a/%	3-point Fgm-a/%	Ftm-a/F%	Rebounds Tot/Avg	Pf-Dq	Pts/Avg	A/B/T/S	Min/Avg.
12 Karaffa, John M.	52-na 1951-52, Ht. 6-0, Wt. 180, Hometown: Toronto, Ohio, High School: na	130-403/.623	na	32-48/.667	na	119	292/5.6	na	na
Karow, Martin G.	1925								
Karshner, G. M.	1898-99-00								
24 Kecman, Nikola	16-0 2010-11, Ht. 6-8, Wt. 225, Hometown: Belgrade, Serbia	15-30/.500	2-15/.133	3-5/.600	21/1.3	17-1	35/2.2	2/2/2/1	81/5.1
Keeling, Edward J.	45-na 1955	7-24/.292	na	26-45/.578	na	28	40/0.9	na	na
6 Kelley, Donald G.	66-na 1954-55-56, Ht. 6-3, Wt. 196, Hometown: Cordington, Ohio, High School: na	232-619/.375	na	187-263/.711	na	197	651/9.9	na	na
33 Kellogg, Clark C.	86-84 1980-81-82, Ht. 6-7, Wt. 227, Hometown: Cleveland, Ohio, High School: St. Joseph	539-1,112/.485	na	207-268/.772	872/10.1	231	1,285/14.9	160/60/264/106	2,951/34.31
23 Key, Zed	31-1 2021, Ht. 6-8, Wt. 245, Hometown: Bay Shore, N.Y., High School: Long Island Lutheran	61-99/.616	0-0/.000	38-69/.55	105/3.4	60-0	160/5.2	9/22/24/3	364/11.7
Kimble, Fred W.	1963								
41 Kiracofe, Gary L.	16-na 1971-72, Ht. 6-7, Wt. 200, Hometown: Gratis, Ohio, High School: Preble Shawnee	4-12/.333	na	4-8/.500	14/0.9	17	12/0.8	na	na
50 Kirchner, Clifford S.	78-0 1979-80-81-82, Ht. 6-9, Wt. 212, Hometown: Euclid, Ohio, High School: Euclid	31-69/.449	na	15-28/.536	76/1.0	71	77/1.0	10/5/18/12	475/6.09
Klein, Alex W.	1922 Ht. 6-0, Wt. 1852, Hometown: Lorain, Ohio, High School: Lorain Senior								
Klie, Walter	1903-04								
24 Knight, Robert M.	74-na 1960-61-62, Ht. 6-4, Wt. 191, Hometown: Orrville, Ohio, High School: Orrville	119-299/.398	na	41-64/.641	157/2.1	133	279/3.8	na	na
50 Kortokrax, Alan	20-5 1983, Ht. 6-9, Wt. 218, Hometown: Delphos, Ohio, High School: St. John	4-15/.267	na	1-3/.333	26/1.3	16	9/0.5	1/4/3/0	110/5.5
31 Koufos, Kosta	37-35 2008, Ht. 7-0, Wt. 265, Canton, Ohio, High School: GlenOak	222-437/.508	22-63/.349	68-100/.680	247/6.7	81-0	534/14.4	19/67/55/16	1,003/27.1
Kuhn, Charles P.	1946								

L

No. Player	Gp-Gs	Fgm-a/%	3-point Fgm-a/%	Ftm-a/F%	Rebounds Tot/Avg	Pf-Dq	Pts/Avg	A/B/T/S	Min/Avg.
22 Landes, Jack T.	19-na 1960-61, Ht. 6-0, Wt. 172, Hometown: Columbus, High School: na	8-25/.320	na	3-7/.429	9/0.8	7	19/1.0	na	na
32 Lane, Eugene	180-na 1962, Ht. 6-8, Wt. 209, Hometown: Cleveland, High School: na	8-23/.348	na	2-4/.500	16/0.9	11	18/1.0	na	na
14 Lane, Joey	36-1 2016-17-18-19, Ht. 6-1, Wt. 175, Hometown: Deerfield, Ill., High School: Deerfield	10-31/.232	8-24/.333	5-8/.625	12/0.3	9-0	33/0.9	8/0/7/4	88/2.4
Lang, H. T.	1912-13								
Larkins, Charles R.	1929-30-31								
52 Lauderdale, Dallas	138-102 2008-09-10-11, Ht. 6-8, Wt. 260, Hometown: Solon, Ohio, High School: Solon	246-335/.734	0-0/.000	82-200/.410	484/3.5	255-2	574/4.2	25/213/115/44	2,427/17.6
21 Laughlin, James H.	66-na 1956-57-58, Ht. 6-4, Wt. 197, Hometown: Charleston, W. Va., High School: na	308-833/.370	na	223-291/.766	178/2.7	146	839/12.7	na	na
Laybourne, Bruce B.	1935-36								



No. Player	Gp-Gs	Fgm-a/%	3-point Fgm-a/%	Ftm-a/F%	Rebounds Tot/Avg	Pf-Dq	Pts/Avg	A/B/T/S	Min/Avg.
Leader, Donald E.	1915-16-17								
23 LeDee, Jaedon	26-2 2019, Ht. 6-9, Wt. 230, Hometown: Houston, Texas, High School: The Kinkaid School	18-47/.383	0-3/.000	41-55/.745	45/1.7	27-0	77/3.0	6/6/12/3	171/6.6
31 Lee, Anthony	21-6 2015, Ht. 6-9, Wt. 230, Hometown: Columbia, Md., High/last School: Temple	31-50/.620	0-0/.000	10-19/.526	48/2.3	37-1	72/3.4	3/8/13/1	230/11.0
31 Lee, Kenneth L.	20-na 1961, Ht. 6-5, Wt. 174, Hometown: Cleveland, High School: East	9-38/.237	na	9-10/.900	45/2.3	13	27/1.4	na	na
34 Lee, Treg	92-34 1989-90-91, Ht. 6-8, Wt. 220, Hometown: Cleveland, Ohio, High School: St. Joseph	262-488/.537	6-19/.316	113-149/.758	347/3.8	225	643/7.0	134/35/144/47	1,791/19.47
43 Lehmann, Matt	5-0 2018, Ht. 6-4, Wt. 205, Hometown: Columbus, Ohio, High School: Bishop Waterson	1-4/.250	1-4/.250	0-0/.000	2/0.4	1-0	3/0.6	1/0/1/0	11/2.2
12 Lewis, Ron	71-44 2006-07, Ht. 6-4, Wt. 295, Hometown: Columbus, Ohio, High School: Brookhaven	257-594/.433	106-310/.342	233-299/.779	244/3.4	87-0	853/12.0	95/16/125/54	1,937/27.28
32 Liddell, E.J.	60-29 2020-21, Ht. 6-6, Wt. 236, Hometown: Belleville, Illinois, High School: Belleville West	229-486/.471	32-106/.302	187-254/.736	310/5.2	145-2	677/11.3	66/60/76/32	1,364/22.7
23 Lighty, David	157-125 2007-08-10-11, Ht. 6-5, Wt. 225, Hometown: Cleveland, Ohio, High School: Villa Angela-St. Joseph	516-1,125/.459	141-394/.358	285-453/.629	577/3.7	307-3	1,458/9.3	374/54/284/191	4,582/29.2
Lively, John R.	1931								
34 Lorbach, Jake	19-0 2013-14-15, Ht. 6-7, Wt. 201, Hometown: Elyria, Ohio, High School: St. Edward	3-9/.333	0-1/.000	2-7/.286	3/0.2	4-0	8/0.4	0/0/3/2	31/1.6
3 Lomax, Frank Kip	52-27 1986-87, Ht. 6-0, Wt. 182, Hometown: Columbus, Ohio, High School: Mifflin	83-185/.449	2-8/.250	66-88/.750	94/1.8	77	234/4.6	128/4/70/30	1,107/21.29
2 Loving, Marc	134-86 2014-15-16-17, Ht. 6-7, Wt. 215, Hometown: Toledo, Ohio, High School: St. John Jesuit	414-988/.419	176-477/.369	334-442/.756	511/3.8	243-2	1,338/10.0	141/48/228/62	3,414/25.5
11 Lucas, Jerry	82-na 1960-61-62, Ht. 6-8, Wt. 223, Hometown: Middletown, Ohio, High School: Middletown	776-1,243/.624	na	438-564/.777	1,411/17.2	182	1,990/24.3	na	na
44 Lucas, Robert	8-0 1977, Ht. 6-4, Wt. 210, Hometown: Cleveland, Ohio, High School: East Tech	1-5/.200	na	0-0/0	1/0.1	3	2/0.3	0/0/0/0	14/1.75
50 Lumpkin, John	49-19 1995, 1997, Ht. 6-9, Wt. 250, Hometown: Dayton, Ohio, High School: Madison H.S.	48-112/.429	0-0/0.0	44-85/.518	120/2.4	119-3	92/1.9	10/5/30/11	
13 Lyle, JaQuan	66-54 2016-17, Ht. 6-5, Wt. 210, Hometown: Evansville, Ind., High School: Huntington Prep	254-599/.424	64-204/.314	171-239/.715	262/4.0	109-0	743/11.3	289/12/179/67	1,948/29.5
Lynch, Robert	1939-40								
M									
No. Player	Gp-Gs	Fgm-a/%	3-point Fgm-a/%	Ftm-a/F%	Rebounds Tot/Avg	Pf-Dq	Pts/Avg	A/B/T/S	Min/Avg.
Maag, Charles J.	1939								
52 Macknin, Michael L.	28-na 1970-71, Ht. 6-8, Wt. 212, Hometown: Mayfield Heights, High School: Mayfield	16-37/.432	na	10-15/.667	44/1.6	23	42/1.5	na	na
33 Macon, Charles	48-13 1993-94, Ht. 6-7, Wt. 232, Hometown: Michigan City, Ind., High School: Elston	58-116/.500	na	40-64/.625	114/2.4	87	156/3.3	na	na
15 Madsen, Kyle	78-4 2008-09-10, Ht. 6-9, Wt. 250, Hometown: Dublin, Ohio, High School: Coffman	58-108/.537	0-0/.000	27-35/.771	119/1.5	93-1	143/1.8	15/19/39/17	772/9.9
Maher, James E.	22-na 1951	25-89/.281	na	26-48/.542	na	16	114/5.2	na	na



No. Player	Gp-Gs	Fgm-a/%	3-point Fgm-a/%	Ftm-a/F%	Rebounds Tot/Avg	Pf-Dq	Pts/Avg	A/B/T/S	Min/Avg.
4 Major, Ed R.,	9-0 1981, Ht. 6-2, Wt. 158, Hometown: Pittsburgh, Pa., High School: Northgate	3-8/.375	na	3-4/.750	8/0.9	6	9/1.0	1/0/3/0	29/3.2
Marquardt, William Benjamin, 1905									
54 Marinchick, Matt	64-1 2002-03-04-05, Ht. 6-10, Wt. 240, Hometown: Hudson, Ohio, High School: Hudson	13-25/.520	0-4/.000	21-37/.568	53/0.8	40-0	83/1.3	6/3/17/4	315/4.9
12 Martin, Kevin	27-4 1995, Ht. 6-5, Wt. 190, Hometown: Westerville, Ohio, High School: Westerville North	29-99/.293	13-42/.310	22-35/.629	66/2.4	53-2	235/7.58	45/28/1/7	435
18/23 Martin, Norman L. 1957-58, Ht. 6-2, Wt. 178, Hometown: Sycamore Valley									
44 Martin, Tim	63-0 2001-02, Ht. 6-6, Wt. 240, Hometown: Dayton, Ohio, High School: Dunbar	54-85/.635	0-0/.000	29-74/.392	156/2.5	85-2	137/2.2	30/3/36/22	699/11.1
51 Mateen, Grady	66-10 1988-89, Ht. 7-0, Wt. 245, Hometown: Canton, Ohio, High School: McKinley	198-370/.535	0-0/.000	147-187/.786	283/4.3	126	543/8.2	25/55/98/12	1,375/20.83
Matheny, Oliver S. 1918-19									
Matusoff, Jacob 1923-25									
Matson, M. M. 1925									
Mattison, Howard W. 1931-33									
32 Mayes, Sylvester	20-2 2006, Ht. 6-1, Wt. 190, Hometown: South Bend, Ind., High School: Clay	31-86/.360	14-46/.304	7-12/.583	19/1.0	17-0	83/4.2	38/2/25/19	293/14.7
McClure, Paul 1915-16									
McClure, Roy D. 1903-04									
43 McDavid, John G.	17-na 1967-68, Ht. 6-0, Wt. 167, Hometown: Galion, High School: na	6-16/.375	na	8-14/.571	8/0.5	10	20/1.2	na	na
McDonald, Clarence A., 1918-19-20									
12 McDonald, Doug G.	74-na 1961-62-63, Ht. 6-5, Wt. 202, Hometown: Fostoria, Ohio, High School: Fostoria	189-418/.452	na	82-135/.607	270/3.6	153	460/6.2	na	na
McDonald, James A. 1936-37-38									
55 McDonald, Trey	102-0 2012-13-14-15, Ht. 6-8, Wt. 225, Hometown: Battle Creek, Mich., High School: Battle Creek Central	80-153/.523	0-0/.000	35-88/.398	178/1.7	146-1	195/1.9	16/41/49/16	1,017/10.0
34 McGee, Clarence	89-33 1984-85-86, Ht. 6-7, Wt. 217, Hometown: Chicago, High School: Weber	145-342/.424	na	80-121/.661	252/2.8	115	370/4.2	na	na
McLain, Jack R. 1940-41-42									
McMillen, Harold Thomas, 1927									
14 Meadors, Dennis D.	64-na 1967-68-69, Ht. 6-0, Wt. 184, Hometown: Dayton, High School: Stebbins	175-430/.407	na	177-245/.722	187/2.9	164	527/8.2	na	na
Mees, Jed L. 1939-40-41									
Mendelson, Manuel 1919									
45 Merchant, David L.	63-na 1971-72-73, Ht. 6-0, Wt. 178, Hometown: Marion, High School: Harding	64-176/.364	na	57-75/.760	98/1.6	73	185/2.9	na	na
Mickelson, Gilbert E. 1939-40-41									



No. Player	Gp-Gs	Fgm-a/%	3-point Fgm-a/%	Ftm-a/F%	Rebounds Tot/Avg	Pf-Dq	Pts/Avg	A/B/T/S	Min/Avg.
3 Millard, James E.	62-na 1955-56-57, Ht. 5-9, Wt. 156, Hometown: Dayton, High School: na	130-315/.413	na	114-175/.651	33/1.7	101	374/6.0	na	na
Miller, Clark S.	10-na 1955	1-3/.333	na	1-3/.333	na	4	3/0.3	na	na
Miller, Fred S.	1941-42-43								
41 Miller, Jeffrey E.	34-na 1967-68-69, Ht. 6-4, Wt. 200, Hometown: Lima, High School: na	154-322/.478	na	63-93/.677	172/5.1	74	371/10.9	na	na
Miller, John F.	70-na 1953-54-55	256-578/.433	na	307-436/.704	na	178	819/11.7	na	na
45 Miller, Marquis D.	65-3 1978-79-80-81, Ht. 6-5, Wt. 194, Hometown: Columbus, Ohio, High School: St. Charles	34-85/.400	na	16-29/.552	67/1.0	75	84/1.3	na	na
25 Miller, Nelson K.	22-na 1960-61, Ht. 6-3, Wt. 187, Hometown: Reading, Ohio, High School: na	8-25/.320	na	2-5/.400	18/0.8	4	18/0.8	na	na
20 Milliken, Gary S.	8-na 1960-61, Ht. 5-11, Wt. 168, Hometown: Waynesburg, Pa., High School: na	0-6/.000	na	0-0/.000	2/0.3	3	0/0.0	na	na
Miner, John F.	1923-24-25, Ht. 5-8, Wt. 130, Hometown: Columbus, Ohio, High School: Columbus East								
13 Minifee, Marlon	1995, Ht. 6-6, Wt. 200, Hometown: Chicago, Ill., High School: Near North								
32 Minor, Mark W.	72-na 1970-71-72, Ht. 6-5, Wt. 210, Hometown: Solon, Ohio, High School: Solon	166-379/.438	na	73-117/.624	339/4.7	184	405/5.6	na	na
00 Mitchell, Mickey	23-7 2016, Ht. 6-7, Wt. 225, Hometown: Plano Texas, High School: Plano	17-48/.354	1-4/.250	12-23/.522	64/2.8	41-1	47/2.0	15/6/24/7	295/12.8
Moeller, Edward W.	1942								
30 Moody, Curtis J.	3-na 1971-72-73, Ht. 6-0, Wt. 170, Hometown: Columbus, Ohio, High School: North	1-2/.500	na	0-0/.000	0/0.0	0	2/2.0	na	na
10 Moore, Robert C.	15-na 1952, Ht. 5-10, Wt. 140, Hometown: Findlay, Ohio	1-22/.045	na	0-0/.000	na	5	2/0.1	na	na
Morris, M.D.	1-na 1957	0-0/.000	na	0-0/.000	1/1.0	0	0/0.0	na	na
22 Mosier, Robert D.	43-na 1956-57, Ht. 6-8, Wt. 214, Hometown: Findlay, Ohio, High School: na	9-30/.300	na	5-15/.333	6/0.4	24	23/0.5	na	na
1 Muhammad, Luther	64-56 2019-20, Ht. 6-3, Wt. 185, Hometown: Newark, New Jersey, High School: Hudson Catholic	145-384/.378	70-194/.361	107-134/.799	160/2.5	121-2	467/7.3	98/4/81/62	1,655/25.9
32 Mullens, B.J.	33-2 2009, Ht. 7-0, Wt. 275, Hometown: Columbus, Ohio, High School: Canal Winchester	120-188/.638	0-1/.000	52-93/.559	154/4.7	68-1	292/8.8	9/37/51/16	671/20.3

N

No. Player	Gp-Gs	Fgm-a/%	3-point Fgm-a/%	Ftm-a/F%	Rebounds Tot/Avg	Pf-Dq	Pts/Avg	A/B/T/S	Min/Avg.
Nemecek, Andrew J.	1918-19-20 Ht. 6-4, Wt. 205, Hometown: Lorain, Ohio, High School: Lorain Senior								
44 Newell, Joseph S.	3-na 1971, Ht. 6-3, Wt. 192, Hometown: Bryan, High School: Bryan	0-1/.000	na	0-0/.000	na	0	0/0.0	na	na
24 Niehaus, James E.	38-na 1959, Ht. 6-0, Wt. 172, Hometown: Hamilton, Ohio, High School: na	71-198/.359	na	37-58/.638	51/1.3	83	180/4.7	na	na
15 Noble, John L.	11-na 1961-62, Ht. 6-4, Wt. 190, Hometown: Columbus, Ohio, High School: na	1-3/.333	na	0-0/.000	5/0.5	1	2/0.2	na	na
Norton, Fred W.	1915-16-17								



No.	Player	Gp-Gs	Fgm-a/%	3-point Fgm-a/%	Ftm-a/F%	Rebounds Tot/Avg	Pf-Dq	Pts/Avg	A/B/T/S	Min/Avg.
	Norton, William H.	1907-09-10								
31	Nourse, Howard F.	36-na 1959-60, Ht. 6-7, Wt. 183, Hometown: Springfield, Ohio, High School: na	44-119/.370	na	17-25/.680	99/2.8	54	105/2.9	na	na
3	Nowell, Melvyn P.	84-na 1960-61-62, Ht. 6-2, Wt. 174, Hometown: Columbus, Ohio, High School: na	451-1,005/.449	na	198-255/.776	232/2.7	190	1,100/13.1	na	na
13	Nwankwo, Ugo	23-3 2003-04, Ht. 6-2, Wt. 185, Hometown: Ann Arbor, Mich., High School: Pioneer	12-31/.387	3-14/.214	5-8/.625	21/0.9	17-0	32/1.4	11/3/13/6	131/5.7
O										
34	Ocokoljic, Cobe	51-13 2000-01, Ht. 6-8, Wt. 210, Hometown: Kraljevo, Yugoslavia, High School: Massillon (Ohio) Washington	41-114/.360	5-29/.172	27-43/.628	102/2.0	58-0	114/2.2	24/2/34/12	439/8.6
20	Oden, Greg	32-31 2007, Ht. 7-0, Wt. 270, Hometown: Indianapolis, Ind., High School: Lawrence North	189-307/.616	0-0/.000	123-196/.628	306/9.6	87-1	501/15.7	21/105/64/18	925/28.9
3	Offutt, Walter	23-0 2009, Ht. 6-3, Wt. 190, Hometown: Indianapolis, Ind., High School: Warren Central	12-30/.400	2-12/.167	6-12/.500	14/0.6	14-0	32/1.4	6/4/7/4	124/5.4
P										
10	Page, Kenneth	26-18 1978, Ht. 6-3, Wt. 185, Hometown: Staten Island, N.Y., High School: McKee	125-281/.445	na	71-87/.816	141/5.4	52	321/12.3	41/1/60/22	714/27.46
14	Painter, Michael L.	11-na 1971-72, Ht. 6-1, Wt. 163, Hometown: Zanesville, Ohio, High School: Zanesville	1-9/.111	na	0-1/.000	1/0.1	5	2/0.2	na	na
33	Payne, Sam	6-0 2006, Ht. 6-2, Wt. 183, Hometown: Columbus, Ohio, High School: Lindon McKinley	1-8/.125	0-5/.000	1-2/.500	1/0.2	2-0	3/0.5	0/0/0/1	17/2.8
24	Penn, Todd D.	106-30 1978-79-80-81, Ht. 5-9, Wt. 182, Hometown: Columbus, Ohio, High School: Linden McKinley	175-454/.385	na	94-157/.599	96/0.9	156	444/4.2	na	na
12	Penn, Scoonie	66-66 1999-00, Ht. 5-10, Wt. 185, Hometown: Salem, Mass., High School: Salem	349-831/.420	153-437/.350	225-301/.746	271/4.1	139-0	1,079/16.3	284/6/174/136	2,298/34.8
24	Peters, Albert L.	62-na 1964-65-66, Ht. 6-4, Wt. 184, Hometown: New Lebanon, Ohio, High School: Dixie	180-428/.421	na	105-148/.709	267/4.3	125	465/7.5	na	na
13	Peters, Danny	35-0 2007-08-09-10, Ht. 6-2, Wt. 180, Hometown: New Albany, Ohio, High School: New Albany High School	3-15/.200	0-2/.000	0-0/.000	7/0.2	6-0	6/0.2	1/0/9/2	49/1.4
42	Petty, John	9-na 1971, Ht. 6-4, Wt. 206, Hometown: Wilmington, Ohio, High School: Wilmington	2-6/.333	na	0-1/.000	3/0.3	3	4/0.4	na	na
7	Pfeiffer, John F.	29-na 1945-47-49	28-46/.174	na	35-59/.593	na	63	91/3.2	na	na
55	Polk, Derick	22-0 1982-83, Ht. 6-11, Wt. 218, Hometown: Cleveland, Ohio, High School: Central Catholic	15-25/.600	na	4-4/.667	13/0.6	6	34/1.5	1/2/6/0	51/2.32
31	Poole, Fred	65-32 1976-77-78, Ht. 6-4, Wt. 204, Hometown: Columbus, Ohio, High School: Mohawk	179-378/.474	na	89-132/.674	193/3.0	160	447/6.9	90/5/48/16	1,175/18.08
	Porter, Abel	2021								
	Postle, Fred W.	1906-08-09-10								
0	Potter, Micah	59-16 2017-18, Ht. 6-9, Wt. 240, Hometown: Mentor, Ohio, High School: Montverde Academy	87-189/.460	23-71/.324	45-65/.692	163/2.8	107-2	242/4.1	18/22/32/13	714/12.1
	Powell, Harold T.	1909-10-11								
	Prewitt, Daniel W.	1938								
	Purinton, B.S.	1913								



R

No. Player	Gp-Gs	Fgm-a/%	3-point Fgm-a/%	Ftm-a/F%	Rebounds Tot/Avg	Pf-Dq	Pts/Avg	A/B/T/S	Min/Avg.
14 Radinovic, Velimir	111-82 2001-02-03-04, Ht. 7-0, Wt. 230, Hometown: Oakville, Ontario, High School: T.A. Blakelock	265-464/.571	0-0/.000	232-329/.705	474/4.3	293-13	762/6.9	46/61/161/27	2,093/18.9
11 Raidiger, Robert Lee	41-na 1948-49, Ht. 6-4, Wt. 190, Hometown: Waverly, Ohio	173-475/.364	na	80-114/.702	na	108	426/10.4	na	na
14 Ransey, Kelvin	112-109 1977-78-79-80, Ht. 6-1, Wt. 188, Hometown: Toledo, Ohio, High School: Macomber	827-1,688/.490	na	280-359/.780	417/3.7	315	1934/17.3	516/25/308/169	3,892/34.8
44, 42 Ratliff, Jimmy	65-9 1991-92-93-94, Ht. 6-9, Wt. 211, Hometown: Middleton, Ohio, High School: Middleton	66-144/.458	6-20/.300	30-46/.652	105/1.6	66	168/2.6	27/10/49/12	525/8.08
30 Ravenel, Evan	76-14 2012-13, Ht. 6-8, Wt. 260, Hometown: Tampa, Fla., High School: Brandon	118-225/.524	0-1/.000	78-116/.672	314/4.1	165-3	314/4.1	22/36/59/23	1,019/13.4
Raymond, Stockton	1900-01-04-05								
10 Reasbeck, Richard F.	71-na 1961-62-63, 6-0, Wt. 178, Hometown: Martins Ferry, Ohio, High School: Bellaire St. John	277-626/.442	na	69-99/.697	171/2.4	154	623/8.8	na	na
22 Redd, Michael	96-96 1998-99-00, Ht. 6-6, Wt. 215, Hometown: Columbus, Ohio, High School: West	699-1,562/.448	126-395/.319	355-547/.649	593/6.2	184-4	1,879/19.6	238/11/255/149	3,366/35.1
Reed, B.	1899								
40 Reese, George	66-17 1999-00, Ht. 6-7, Wt. 240, Hometown: Columbus, Ohio, High School: Independence	228-470/.485	0-0/.000	136-212/.642	327/5.0	119-2	592/9.0	56/19/107/33	1,601/24.3
24 Reeves, Scott	17-0 1988, 90-91, Ht. 6-0, Wt. 170, Hometown: Columbus, Ohio, High School: Eastmoor	8-27/.296	2-7/.286	3-6/.500	6/0.4	8	21/1.2	4/0/22/3	65/3.8
Reilly, Archer E.	1911-12-13								
43 Reinhardt, Chris	18-na 1974, Ht. 6-5, Wt. 197, Hometown: Elyria, Ohio, High School: Elyria	7-20/.350	na	4-4/1.000	9/0.5	14	18/1.0	na	na
19 Remington, James W.	47-na 1950-51, Ht. 6-2, Wt. 175, Hometown: Columbus Ohio, High School: na	102-221/.315	na	79-116/.681	na	86	253/5.4	na	na
12 Repella, Stephen G.	52-na 1972-73-74, Ht. 6-3, Wt. 180, Hometown: Steubenville, Ohio, High School: Steubenville	102-221/.462	na	35-51/.686	77/1.5	66	239/4.6	na	na
31 Rich, Gary	3-0 1986, Ht. 6-11, Wt. 238, Hometown: Standish, Maine, High School: Eagle	2-4/.500	na	0-2/.000	3/1.0	2	4/1.3	0/0/0/0	7/2.33
33 Richardson, Delphis C.	10-na 1967, Ht. 5-10, Wt. 170, Hometown: Anna, Ohio, High School: Anna	1-6/.167	na	2-2/1.000	4/0.4	5	4/0.4	na	na
Richmond, Deane	1912-13-14								
4 Ricketts, Richard P.	72-na 1963-64-65, Ht. 6-1, Wt. 177, Hometown: Belle Center, Ohio, High School: West Liberty	412-835/.493	na	174-211/.825	285/4.0	177	998/13.9	na	na
0 Russell, D'Angelo	35-35 2015, Ht. 6-5, Wt. 180, Hometown: Louisville, Ky., High School: Montverde Academy (Fla.)	231-515/.449	95-231/.411	118-156/.756	198/5.7	74-0	675/19.3	175/11/102/55	1,188/33.9
Rigby, Richard R.	1909-10								
Risen, Arnold D.	1944-45								
14 Roberts, Joe C.	72-na 1958-59-60, Ht. 6-6, Wt. 214, Hometown: Columbus, Ohio, High School: na	260-614/.423	na	100-160/.625	444/6.2	132	620/8.6	na	na
54 Robinson, Bill	110-24 1989-90-91-92, Ht. 7-0, Wt. 245, Hometown: Canton, Ohio, High School: McKinley	128-254/.504	0-0/.000	70-127/.551	317/2.9	267	326/3.0	25/59/67/34	1,291/11.74



No. Player	Gp-Gs	Fgm-a/%	3-point Fgm-a/%	Ftm-a/F%	Rebounds Tot/Avg	Pf-Dq	Pts/Avg	A/B/T/S	Min/Avg.
10 Robinson, Doylan	31-0	17-42/.405	3-12/.250	8-14/.571	54/1.7	28-0	45/1.5	22/3/24/9	208/6.7
Robinson, G. Dudley	1922-23								
14 Rogers, Alex	10-0	1-9/.111	0-0/.000	0-0/.000	4/0.4	2-0	2/0.2	2/0/2/0	21/2.1
	2013, Ht. 6-2, Wt. 200, Hometown: Cincinnati, Ohio, High School: Oak Hills								
45 Romano, Gregory F.	18-0	7-13/.538	na	1-1/1.000	8/0.4	2	15/0.8	1/0/0/1	27/1.5
	1975-77, Ht. 5-9, Wt. 158, Hometown: Lancaster, Ohio, High School: Fisher								
Ropes, Charles A.	43-na	29-102/.284	na	17-33/.515	na	70	75/1.7	na	na
	1955								
Ross, Charles F.	1912-13								
10 Ross, LaQuinton	81-35	299-662/.452	79-217/.364	181-242/.748	320/4.0	106-2	858/10.6	47/31/124/38	661/14.4
	2012-13-14, Ht. 6-8, Wt. 225, Hometown: Jackson, Miss., High School: Life Center Academy (N.J.)								
20 Rowley, Alan B.	66-na	195-483/.404	na	108-180/.600	171/2.6	145	498/7.5	na/na/na/na	na
	1965-66-67, Ht. 6-1, Wt. 165, Hometown: Marion, Ohio, High School: na								
Russell, Ralston	1931								

S

No. Player	Gp-Gs	Fgm-a/%	3-point Fgm-a/%	Ftm-a/F%	Rebounds Tot/Avg	Pf-Dq	Pts/Avg	A/B/T/S	Min/Avg.
32 Sadelfeld, Joseph R.	13-na	27-58/.466	na	7-13/.538	31/2.4	29	61/4.7	na	na
	1967, Ht. 6-2, Wt. 194, Hometown: Cincinnati, High School: na								
21 Salley, Nate	10-0	3-5/.600	0-0/.000	2-2/.000	4/0.4	3-0	8/0.8	0/0/2/2	29/2.9
	2003, Ht. 6-2, Wt. 195, Hometown: Fort Lauderdale, Fla., High School: St. Thomas Aquinas								
33 Sanderson, Jon	65-58	168-369/.455	54-168/.321	72-117/.615	286/4.4	165-5	462/7.1	88/98/14/39	1547/23.8
	1998-99, Ht. 6-7, Wt. 220, Hometown: Lexington, Ohio, High School: Lexington H.S.								
45 Sarikopoulos, Zisis	14-0	6-11/.545	0-0/.000	1-5/.200	20/1.4	14-0	13/0.9	2/6/5/2	84/6.0
	2010, Ht. 7-0, Wt. 265, Hometown: Athens, Greece								
Sattler, William E.	1938-39-40								
Schick, John	1938-39-40								
31 Schnabel, Bruce J.	59-na	62-149/.416	na	62-89/.697	62/1.1	88	186/3.2	na	na
	1967-68-69, Ht. 6-0, Wt. 174, Hometown: Williamstown, W. Va., High School: na								
6 Schnittker, Richard D.	63-na	400-946/.423	na	329-449/.733	na	169	1129/17.9	na	
	1948-49-50, Ht. 6-5, Wt. 206, Hometown: Sandusky, Ohio, High School: Sandusky								
Scott, Don Frank	1939								
15 Scott, R. Carter	112-86	436-882/.494	na	201-265/.758	310/2.8	317	1,073/9.6	326/31/277/127	2,768/24.7
	1978-79-80-81, Ht. 6-2, Wt. 176, Hometown: Barbertown, Ohio, High School: Barberton								
3 Scott, Shannon	143-56	295-729/.405	61-218/.280	133-201/.662	387/2.7	247-2	784/5.5	528/22/229/211	3,161/22.1
	2012-13-14-15, Ht. 6-1, Wt. 180, Hometown: Alpharetta, Ga., High School: Milton								
Secret, Fred M.	1907								
Seiffer, Ralph E.	1924-25-26								
4 Sellers, Brad	63-61	420-846/.497	na	282-351/.803	680/10.8	187	1,122/17.8	83/187/164/68	2,213/35.1
	1985-86, Ht. 7-0, Wt. 212, Hometown: Warrensville Heights, Ohio, High School: Warrensville Heights								
22 Sepic, Ronald R.	72-na	451-1,160/.389	na	205-276/.743	543/7.5	259	1,107/15.4	na	na
	1965-66-67, Ht. 6-4, Wt. 220, Hometown: Uniontown, Pa., High School: na								



No. Player	Gp-Gs	Fgm-a/%	3-point Fgm-a/%	Ftm-a/F%	Rebounds Tot/Avg	Pf-Dq	Pts/Avg	A/B/T/S	Min/Avg.
34 Shaffer, James C.	63-na 1963-64-65, Ht. 6-8, Wt. 234, Hometown: Gahanna, Ohio	174-406/.429	na	50-97/.515	357/5.7	150	398/6.3	na	na
Shaw, Melville J.	1924-25								
43 Sherman, Nick	1-0 2003, Ht. 6-3, Wt. 190, Hometown: Dayton, Ohio, High School: Milford Academy	0-0/.000	0-0/.000	0-0/.000	0/0.0	0-0	0/0-0	0/0/1/0	1/1.0
14 Shields, Terry A.	44-3 1975-76, Ht. 6-2, Wt. 163, Hometown: Columbus, Ohio, High School: Northland	14-40/.350	na	5-12/.417	29/0.7	31	33/0.8	18/na/na/na	219/10.95
15 Short, Raymond E.	44-na 1955-56, Ht. 6-2, Wt. 178, Hometown: Martin's Ferry, High School: na	23-86/.267	na	20-38/.526	na	49	66/1.5	na	na
Shrider, Richard G.	1943								
Shuler, Fred A.	1926								
2 Sibert, Jordan	49-0 2011-12, Ht. 6-4, Wt. 180, Hometown: Cincinnati, Ohio, High School: Princeton	42-141/.298	21-82/.256	18-33/.545	58/1.2	43-0	123/2.5	32/2/27/21	481/9.8
10 Sidle, Kenneth G.	53-na 1957-58, Ht. 6-5, Wt. 200, Hometown: Ashland, Ohio, High School: na	216-547/.395	na	124-174/.713	366/8.3	204	556/10.5	na	na
21 Siegfried, Larry E.	78-na 1959-60-61, Ht. 6-4, Wt. 192, Hometown: Shelby, High School: na	444-996/.446	na	340-415/.819	377/4.8	205	1,228/15.7	na	na
22 Siekmann, Robert W.	63-na 1971-72-73, Ht. 6-3, Wt. 187, Hometown: Cincinnati, Ohio, High School: Oak Hills	109-268/.407	na	80-104/.769	141/2.2	83	298/4.7	na	na
Simmermacher, Harry U.,	1914								
2 Simmons, Jeremie	66-25 2009-10, Ht. 6-2, Wt. 175, Hometown: Chicago, High School: Von Steubon	122-304/.401	75-202/.371	60-81/.741	70/1.1	86-0	379/5.7	108/4/59/33	1,144/17.3
3 Simpson, Greg	57-36 1993-94, Ht. 6-1, Wt. 175, Hometown: Lima, Ohio, High School: Lima Senior	216-464/.466	66-165/.400	93-125/.744	150/2.6	107	591/10.4	173/4/130/75	1,515/26.6
Sims, James D.	1942-43-45								
3 Sims, Nate	23-0 1980-81-82, Ht. 6-3, Wt. 207, Hometown: Brooklyn, N.Y., High School: Alexander Hamilton	5-13/.385	na	8-13/.615	14/609	17	18/0.8	2/0/12/4	81/3.52
23 Singleton, Jason	119-86 1996-97-98-99	425-787/.540	1-6/.167	171-330/.518	416/3.5	343-16	1022/8.6	172/248/21/128	2968/24.9
15 Skelton, Jamie	117-50 1991-92-93-94, Ht. 6-2, Wt. 180, Hometown: Dayton, Ohio, High School: Meadowdale	373-939/.397	144-422/.341	165-233/.708	224/1.9	198	1,055/9.0	230/16/140/95	2,370/20.26
Slyker, William V.	1920-21								
44 Smith, Clinton	22-2 1983, Ht. 6-5, Wt. 196, Hometown: Cleveland, Ohio, High School: John Adams	11-27/.407	na	4-9/.444	19/0.9	12	26/1.2	15/0/15/2	108/4.91
24 Smith, Devon	20-0 1999-00, Ht. 6-0, Wt. 175, Hometown: Roncerverte, W.Va., High School: Fork Union (Va.) Military Academy	0-4/.000	0-3/.000	0-0/.000	7/0.4	5-0	0/0.0	6/0/9/3	68/3.4
24 Smith, Edward J.	58-na 1968-69-70, Ht. 6-6, Wt. 227, Hometown: Warren, High School: na	53-162/.327	na	22-69/.319	161/2.8	59	128/2.2	na	na
Smith, Inwood	1935								
23 Smith, James O.	114-104 1978-79-80-81, Ht. 6-9, Wt. 223, Hometown: Cleveland, Ohio, High School: East Technical	328-638/.514	na	133-246/.541	614/5.4	399	789/6.9	52/169/159/65	2,775/24.34
32 Smith Jr., Lenzelle	131-111 2011-12-13-14, Ht. 6-3, Wt. 230, Hometown: Zion, Ill., High School: Zion-Benton	349-795/.439	131-372/.352	185-266/.695	551/4.2	210-1	1,014/7.7	194/13/136/87	3,104/19.6



No. Player	Gp-Gs	Fgm-a/%	3-point Fgm-a/%	Ftm-a/F%	Rebounds Tot/Avg	Pf-Dq	Pts/Avg	A/B/T/S	Min/Avg.
33 Smith, Richard G.	60-4 1976-77-78-79, Ht. 6-6, Wt. 216, Hometown: Vienna, Va., High School: Marshall	36-105/.343	na	19-35/.543	93/1.6	48	91/1.5	7/2/17/1	366/6.1
24 Smith, Shaun	49-3 2001-02-03-04, Ht. 5-10, Wt. 170, Hometown: Cincinnati, Ohio, High School: Walnut Hills	8-24/.333	4-9/.444	14-23/.609	25/0.5	17-0	34/0.7	21/1/14/9	171/3.5
Smith, Terry N.	20-na 1954	4-16/.250	na	4-5/.800	na	3	12/0.6	na	na
Snyder, Ray M.	21-na 1945-46	2-15/.133	na	6-13/.462	5/0.4	8	10/0.5	na	na
15 Sorenson, David L.	77-na 1968-69-70, Ht. 6-8, Wt. 226, Hometown: Findlay, High School: na	636-1130/.563	na	350-448/.781	761/9.9	233	1,622/21.1	na	na
1 Sotos, Jimmy	12-2 2021, Ht. 6-3, Wt. 220, Hometown: Elk Grove Village Ill., High School: Conant	6-18/.333	5-15/.333	3-4/.750	9/0.8	15-1	20/1.7	13/1/6/3	115/9.6
Spangler, E. Carl	1910-11								
20 Spies, Thomas P.	28-na 1968-69-70, Ht. 6-2, Wt. 177, Hometown: Columbus, Ohio, High School: na	12-27/.444	na	4-11/.363	13/0.5	13	28/1.0	na	na
Stafford, Robert E.	1938-39								
14 Steagall, Norman W.	22-na 1957, Ht. 6-1, Wt. 169, Hometown: Mount Vernon, Ohio, High School: na	4-16/.250	na	7-11/.636	5/0.3	11	15/0.7	na	na
Steeb, C. E., 1898									
Stiegemeier, Andy	45-17 1974-75	114-268/.425	na	28-44/.636	112/2.5	93	256/5.7	44/na/na/na	610/13.6
Stimson, George W.	1899								
Stinchcomb, Gaylord	1921								
31 Steele, Kwadjo	46-0 1997-98-99-00, Ht. 6-6, Wt. 210, Hometown: Dayton, Ohio, High School: Westerville North	7-39/.179	1-15/.067	7-18/.389	29/0.6	21-0	22/0.5	9/2/10/4	142/3.1
10 Stockman, Tony	61-41 2004-05, Ht. 6-1, Wt. 180, Hometown: Medina, Ohio, High School: Medina	280-717/.391	139-404/.344	78-99/.788	161/2.6	96-0	777/12.7	151/0/133/108	1,855/30.4
12 Stokes, Ronnie	120-81 1982-83-84-85, Ht. 5-11, Wt. 164, Hometown: Canton, Ohio, High School: McKinley	421-883/.477	3-8/.375	395-522/.757	270/2.3	353	1,240/10.3	419/29/245/158	3491/29.1
40 Stonerook, Shaun	54-53 1996-97, Ht. 6-7, Wt. 205, Hometown: Westerville, Ohio, High School: Westerville North H.S.	178-348/.338	16-59/.213	168-240/.412	392/7.25	171-1		159/87/109/82	1724/31.9
24 Stringer, Damon	54-52 1996-97, Ht. 6-0, Wt. 165, Hometown: University Heights, Ohio, High School: Cleveland Heights H.S.	243-604/.402	89-235/.379	137-174/.787	134/2.5	160-5	712/13.2	217/8/93/	1581/29.2
14 Sueing, Justice	31-31 2021, Ht. 6-7, Wt. 215, Hometown: Honolulu, Hawaii, High School: Mater Dei	109-222/.491	22-61/.361	93-124/.750	170/5.5	75-3	333/10.7	46/6/56/29	876/28/3
Summers, Harold G.	1916								
0 Sullinger, J.J.	94-86 2004-05-06, Ht. 6-5, Wt. 200, Hometown: Columbus, Ohio, High School: Thomas Worthington	344-695/.495	79-203/.389	168-282/.596	535/5.7	248-12	935/9.9	135/46/136/84	2,585/27.5
0 Sullinger, Jared	74-73 2011-12, Ht. 6-9, Wt. 280, Hometown: Columbus, Ohio, High School: Northland	450-849/.530	19-52/.365	363-495/.733	717/9.7	199-2	1,282/17.3	89/59/130/80	2,295/31.0
42 Swain, Ralph Mike	58-na 1966-67-68, Ht. 6-8, Wt. 206, Hometown: S. Zanesville, Ohio, High School: na	88-213/.413	na	78-109/.716	153/2.6	107	254/4.4	na	na
40 Sylvester, Matt	113-43 2003-04-05-06, Ht. 6-7, Wt. 200, Hometown: Cincinnati, Ohio, High School: Moeller	274-656/.418	72-241/.299	91-131/.695	274/2.4	231-4	711/6.3	204/26/155/35	2,261/20.0



T

No. Player	Gp-Gs	Fgm-a/%	3-point Fgm-a/%	Ftm-a/F%	Rebounds Tot/Avg	Pf-Dq	Pts/Avg	A/B/T/S	Min/Avg.
Tarbert, W. Arlington	1925-26								
1 Tate, Jae'Sean	129-110	614-1,113/.552	36-130/.277	248-447/.555	771/6.0	382-15	1,512/11.7	215/64/234/136	3,611/28.0
	2015-16-17-18, Ht. 6-4, Wt. 230, Hometown: Pickerington, Ohio, High School: Pickerington Central								
30 Tate, Jermaine	43-41	207-366/.566	1-5/.200	106-175/.606	289/6.7	128-3	521/12.1	41/69/76/39	1,266/29.4
	1996, Ht. 6-8, Wt. 200, Hometown: Toledo, Ohio, High School: Toledo Central Catholic								
Taylor, Curtis E.	1923								
15 Taylor, Fred R.	1949-50, Ht. 6-3, Wt. 192, Hometown: Zanesville, Ohio								
Taylor, Henry D.	1908-09								
21 Taylor, Richard S.	43-na	37-114/.325	na	25-39/.641	50/1.2	53	99/2.3	na	na
	1962-63, Ht. 6-3, Wt. 184, Hometown: Cuyahoga Falls, Ohio, High School: na								
14 Taylor, Troy	120-101	551-1,161/.475	12-31/.387	382-497/.769	231/1.9	333	1,497/12.5	421/10/332/155	3,654/30.5
	1982-83-84-85, Ht. 6-0, Wt. 170, Hometown: Canton, Ohio, High School: McKinley								
50 Taylor, Vaughn Craig	80-48	376-762/.493	na	133-177/.751	580/7.3	229	885/11.1	128/na/na/na	1,576/19.7
	1973-74-75-76, Ht. 6-10, Wt. 235, Hometown: Springfield, Ohio, High School: North								
Taylor, W. O.	1900-01								
42 Terwilliger, Matt	118-2	116-252/.460	18-65/.277	39-68/.574	212/1.8	140-0	289/2.4	39/42/47/36	1,346/11.4
	2005-06-07-08, Ht. 6-8, Wt. 225, Hometown: Troy, Ohio; High School: Troy								
23 Testerman, Gregg L.	11-na	2-14/.143	na	3-3/1.000	5/0.5	3	7/0.6	na	na
	1971-72-73, Ht. 6-3, Wt. 167, Hometown: Lebanon, High School: Lebanon								
24 Thies, Richard H.	1963, Ht. 6-7, Wt. 200, Cincinnati, Ohio								
1 Thomas, Deshaun	113-76	608-1,270/.479	143-418/.342	271-339/.799	560/5.0	160-0	1,630/14.4	100/26/129/48	3,051/27.0
	2011-12-13, Ht. 6-6, Ht. 230, Hometown: Ft. Wayne, Ind., High School: Bishop Luers								
Thomas, Earl H.	2-na	0-0/.000	na	2-2/1.000	0/0.0	2	2/1.0	na	na
	1935-36-37								
Thomas, G. W.	1912								
12 Thompson, Robert N.	2-na	0-0/.000	na	2-2/1.000	0/0.0	2	2/1.0	na	na
	1971, Ht. 6-3, Wt. 205, Hometown: Waverly, High School: Waverly								
12 Thompson, Sam	111-51	278-801/.472	73-231/.316	172-260/.662	402/2.8	221-2	1,001/6.9	155/111/123/101	3,345/22.9
	2012-13-14-15, Ht. 6-7, Wt. 190, Hometown: Chicago, High School: Whitney Young								
32 Thompson, Trevor	67-48	209-380/.550	0-0/.000	150-205/.732	471/7.0	208-14	568/8.5	20/90/87/23	1,365/20.4
	2016-17, Ht. 6-11, Wt. 250, Hometown: Indianapolis, High/Last School: Virginia Tech								
31 Towns, Seth	25-0	32-76/.421	15-44/.341	16-20/.800	54/2.2	30-0	95/3.8	7/5/8/5	274/11.0
	2021, Ht. 6-8, Wt. 230, Hometown: Columbus, Ohio, High School: Northland								
15 Tischer, Jerry A.	48-na	44-120/.367	na	30-44/.682	63/1.3	41	118/2.5	na	na
	1965-66-67, Ht. 6-5, Wt. 205, Hometown: Galion, High School: na								
34 Titus, Mark	32-0	2-6/.333	2-6/.333	3-4/.750	5/0.2	5-0	9/0.3	3/2/0/2	48/1.5
	2007-08-09-10, Ht. 6-4, Wt. 215, Hometown: Brownsburg, Ind., High School: Brownsburg								
Trabitz, Louis	1942-43								
Trautman, George M.	1913								
21 Turner, Evan	101-94	539-1,073/.502	54-149/.362	385-508/.758	682/6.8	273-6	1,517/15.0	414/74/352/159	3,315/32.8
	2008-09-10, Ht. 6-7, Wt. 210, Hometown: Chicago, High School: St. Joseph's								



U

No. Player	Gp-Gs	Fgm-a/%	3-point Fgm-a/%	Ftm-a/F%	Rebounds Tot/Avg	Pf-Dq	Pts/Avg	A/B/T/S	Min/Avg.
Underman, John O.	20-na 1946-47	na	na	36-92/.391	na	51	204/10.2	na	na

V

Van Heyde, George A.	1928-29								
*Vaughn, Cleo	14-na <u>1954</u>	18-67/.269	na	15-33/.455	na	39	51/3.6	na	na

W

15 Wagar, Mark L.	51-na 1971-72-73, Ht. 6-8, Wt. 209, Hometown: Avon, Ohio, High School: Avon	74-202/.366	na	38-60/.633	141/2.8	116	186/3.6	na	na
13 Waiters, Granville S.	104-61 1980-81-82-83, Ht. 6-11, Wt. 220, Hometown: Columbus, Ohio, High School: East	257-473/.543	na	87-131/.664	434/7.2	204	601/5.8	28/136/87/35	2,214/21.3
13 Walker, CJ	58-41 2020-21, Ht. 6-1, Wt. 195, Hometown: Indianapolis, Indiana, Last School: Florida State	176-420/.419	40-133/.301	135-153/.882	182/3.1	146-2	527/9.1	225/5/109/64	1,710/29.5
Walkey, Jack L.	11-na 1966, Ht. 5-10, Wt. 173, Hometown: Lafayette, Ind., High School: na	1-5/.200	na	5-11/.455	6/0.5	9	7/0.6	na	na
2 Wallace, Eric	15-0 2008, Ht. 6-5, Wt. 215, Hometown: Winston-Salem, N.C., High School: Hargrave Military Academy	12-24/.500	1-1/.000	2-8/.250	20/1.3	4-0	27/1.8	1/0/3/1	72/4.8
Wardman, William M.,	1911								
4 Washington Jr., D,	94-48 2019-20-21, Ht. 6-3, Wt. 190, Hometown: Grand Rapids, Michigan, High School: Sierra Canyon (Calif.)	370-931/.397	185-512/.361	148-185/.800	269/2.9	127-0	1,073/16.4	167/3/141/34	2,292/24.4
41 Watson, Antonio	54-25 1993-94-95, Ht. 6-9, Wt. 250, Hometown: Columbus, Ohio, High School: Eastmoor	89-174/.511	0-0/.000	49-97/.505	149/2.8	110	227/4.2	24/24/67/15	766/14.19
15 Weatherspoon, J.D.	35-0 2011-12, Ht. 6-7, Wt. 210, Hometown: Columbus, Ohio, High School: Northland	37-63/.587	0-6/.000	20-40/.500	35/1.0	10-0	94/2.7	8/4/10/7	211/6.0
12 Wells, James A.	18-na 1944-47	4-8/.125	na	9-9/1.000	na	16	17/0.9	na	na
Wells, Wayne L.	6-na 1946-47	0-0/.000	na	1-2/.500	na	2	3/0.5	na	na
Weltner, Edgar P.	1918-19								
Wendt, Chester F.	1935								
41 Wenner, Steven	65-4 1973-74-75, Ht. 6-7, Wt. 214, Hometown: Findlay, Ohio, High School: Findlay	205-464/.442	na	58-106/.547	420/6.5	159	468/7.2	79/na/na/na	343/5.28
24 Wesson, Andre	127-62 2017-18-19-20, Ht. 6-6, Wt. 220, Hometown: Westerville, Ohio, High School: South	244-571/.427	109-305/.357	133-182/.731	353/2.8	288-11	730/5.7	164/37/160/46	2,909/22.9
34 Wesson, Kaleb	96-92 2018-19-20, Ht. 6-9, Wt. 255, Hometown: Westerville, Ohio, High School: South	410-827/.496	75-195/.385	345-473/.729	672/7.0	292-13	1,240/12.9	155/73/184/74	2,426/25.3
43 Wesson, Keith	115-42 1983-84-86-87, Ht. 6-9, Wt. 233, Hometown: Niles, Ohio, High School: McKinley	118-235/.502	0-0/.000	118-175/.674	213/1.9	276	354/3.1	22/19/121/12	1,804/15.69
32 Weston, Daniel J.	1974-75, Ht. 6-4, Wt. 183, Hometown: Morral, Ohio, High School: Riverdale								
3 White, Albert M.	1963								
White, John T.	1943								
20 White, Tony	113-55 1986-87-88-89, Ht. 6-7, Wt. 223, Hometown: Pataskala, Ohio, High School: Watkins Memorial	237-470/.504	4-11/.364	194-263/.738	384/3.4	250	672/5.9	76/26/117/41	2,107/18.65



No. Player	Gp-Gs	Fgm-a/%	3-point Fgm-a/%	Ftm-a/F%	Rebounds Tot/Avg	Pf-Dq	Pts/Avg	A/B/T/S	Min/Avg.
Whitlinger, Warren W., 1934-35-36									
Wigton, George L.	28-na 1955	7-33/.212	na	13-21/.619	21/0.8	20	27/1.0	na	na
Wilce, John Woodworth, Jr., 1942									
44 Wilbourne, Nate	37-10 1993-94, Ht. 6-11, Wt. 250, Hometown: Columbus, Ohio, High School: Upper Arlington	49-95/.516	0-0/.000	22-30/.733	77/2.1	64	120/3.2	10/5/33/5	327/8.84
Wilks, William C.	66-na 1951-52-53	203-652/.311	na	137-222/.617	na	185	543/8.2	na	na
23 Williams, Amir	134-90 2012-13-14-15, Ht. 6-11, Wt. 220, Hometown: Birmingham, Mich., High School: Detroit County Day	236-392/.602	0-0/.000	188-317/.593	562/4.2	274-1	660/4.9	27/187/123/53	2,254/16.8
32 Williams, Herbert L.	114-112 1978-79-80-81, Ht. 6-10, Wt. 242, Hometown: Columbus, Ohio, High School: Marion Franklin	834-1,673/.499	na	343-513/.669	1,111/9.7	271	2,011/17.6	102/328/310/73	4,216/37.0
15 Williams, Kam	133-52 2015-16-17-18, Ht. 6-2, Wt. 175, Hometown: Baltimore, Md., High School: Mount St. Joseph's	392-890/.440	172-427/.403	101-115/.878	228/1.7	141-2	1,057/7.9	102/16/76/82	2,980/22.4
5 Williams, Thomas D.	65-na 1951-52-53, Ht. 5-11, Wt. 145, Hometown: Defiance, Ohio	193-592/.326	na	158-241/.656	241/3.7	195	544/8.4	na/na/na/na	na
33 Williams, Zach	94-84 2001-02-03, Ht. 6-7, Wt. 230, Hometown: Brooklyn, N.Y., High School: Christ the King	313-628/.498	0-0/.000	175-282/.621	461/4.9	253-6	801/8.5	97/17/207/46	2,610/27.8
10 Wilson, Curtis	126-73 1984-86-87-88, Ht. 6-1, Wt. 181, Hometown: Akron, Ohio, High School: St. Vincent-St. Mary High	386-894/.432	59-149/.432	292-380/.768	253/2.0	281	1,120/8.9	475/365/4/153	3,127/24.8
Wilson, Jack F. 1933-34-35									
21 Wilson, J. Jackson-	11-0 2005, Ht. 6-5, Wt. 210, Hometown: Milwaukee, Wis., High School: Rufus King/Fork Union Military Acad.	2-3/.667	0-0/.000	2-4/.500	6/0.5	6-0	6/0.5	1/0/3/3	25/2.3
9 Winter, Robert E. 1947-48									
30 Winston, Otis	62-25 1993-94-95-97, Ht. 6-5, Wt. 180, Hometown: Toronto, Ohio, High School: Toronto	124-264/.470	1-7/.142	26-41/.634	148/2.4	119	275/4.4	50/55/11/37	717/11.6
Wirthwein, Walter G. 1920									
Wise, Albert R. 1942-43									
Wise, Anthony 1942									
34 Witte, Luther E.	73 1971-72-73, Ht. 7-0, Wt. 228, Hometown: Alliance, Ohio, High School: Marlinton	492-941/.523		227-346/.656	819/11.2	263	1,211/16.6	NA	NA
20 Wolfe, Jack 1972-73-74, Ht. 6-6, Wt. 220, Hometown: Columbus, Ohio, High School: Whetstone H.S.									
Wood, Brian 1994									
10 Wood, Jud J. 1975-76-77, Ht. 6-3, Wt. 184, Hometown: Columbus, Ohio, High School: Northland									
32 Woods, Keyshawn	35-15 2019, Ht. 6-3, Wt. 205, Hometown: Gastonia, North Carolina, High/Last School: Wake Forest	108-257/.420	27-90/.300	40-49/.816	108/3.1	80-1	283/8.1	86/5/47/23	961/27.5
Worthley, Charles M. 1951									
Wrigley Lowell A. 1930									

**Y**

No. Player	Gp-Gs	Fgm-a/%	3-point Fgm-a/%	Ftm-a/F%	Rebounds Tot/Avg	Pf-Dq	Pts/Avg	A/B/T/S	Min/Avg.
Young, Francis	1922								
25 Young, Kyle	108-65	257-444/.579	17-59/.288	119-175/.680	469/4.3	204-1	650/6.0	89/47/59/44	2,135/19.8
	2018-19-20-21, Ht. 6-8, Wt. 205, Hometown: Massilon, Ohio, High School: Jackson								
Young, J. M.	1898								
24 Yudt, Rick	52-47	219-494/.443	71-188/.378	90-113/.769	194/3.7	131-2	599/11.5	59/4/98/27	1,451/27.9
	1995-96, Ht. 6-7, Wt. 210, Hometown: Portage, Ind., High School: Portage								

Z

34 Zack, Scott	11-0	4-9/.444	0-0/.000	3-4/.750	14/1.3	15-0	11/1.0	3/5/7/0	72/6.0
	1995, Ht. 6-7, Wt. 220, Hometown: West Bloomfield, Mich., High School: West Bloomfield								



MANAGER LETTERWINNERS

David Aaron, 2016-17-18-19-20, Philadelphia, Pa.
 Evan Abraham, 2012, Coral Gables, Fla.
 Michael Adamo, 2019-20-21, Valley View, Ohio
 Bennie Alison, 1972-74, Youngstown, Ohio
 Darik Artis, 2015-16-17, Columbus, Ohio
 Steve Ater, 1999-02, Chesapeake, Ohio
 Mark Aucoin, 1976-77, Columbus, Ohio
 Jim Baugh, 1984-87, Canfield, Ohio
 Chris Barrale, 2008-09-10-11, Paramus, N.J.
 Beau Beechler, 2014-16-17, Sandusky, Ohio
 Jacob Beede, 2006-09, Sacramento, Calif.
 Matt Bennett, 1976-77, Columbus, Ohio
 Jack Betz, 2019-20-21, Olangangy, Ohio
 Joe Bias, 1988-92, Castialia, Ohio
 Steve Bidlack, 1992-95, Defiance, Ohio
 John Bokoch, 1995, Middleburg, Ohio
 Logan Brauer, 2015-16-17, Castalia, Ohio
 Troy Brooks, 2003-06, Magadore, Ohio
 Anthony Calo, 2006-08, Westerville, Ohio
 Bill Carill, 1980-81, Pepper Pike, Ohio
 Robert Childs, 1972-74, Columbus, Ohio
 Joey Cloran, 2021, Dublin, Ohio
 Jeffery Combs, 1982, Mount Vernon, Ohio
 Dale Condit, 1963-66, Columbus, Ohio
 Jim Cook, 1998-01, Buffalo, N.Y.
 John Corless, 2013-16, Chicago
 Greg Cowles, 1976-77, Morral, Ohio
 Bryce Crawford, 2008-09-10-11
 Canal Winchester, Ohio
 John Cross, 1981-84, Fairborn, Ohio
 Tim Daniels, 2009-10-11-12, Avon Lake, Ohio
 Bob Darst, 1979-81, Zanesville, Ohio
 Kyle Davis, 2011-12-13-14, Hilliard, Ohio
 Willis, Day, 2017-18-19, Grandview Heights, Ohio
 John DeTemple, 2006-09, Cincinnati, Ohio
 Walter E. Donham, 1950, Hammond, Ind.
 Mark Doseck, 1983-85, Jackson Center, Ohio
 Brad Dresbach, 1993, Leipsic, Ohio
 Michael Duga, 1995, Coral Springs, Fla.
 Scott Ebert, 1976-77, Dover, Ohio
 Will Edison, 2015, Loveland, Ohio
 David Egelhoff 1998-02, Columbus, Ohio
 Jacob Egelhoff, 2020-21, Westerville, Ohio
 Corey Felder, 2020-21, Closter, New Jersey
 Michael Flowers, 2009-11 (GA 2013-14),
 Newark, Ohio
 Mitch Flowers, 2012-13-14, Newark, Ohio
 Patrick Ford, 2010-11-12-13, Nashville, Tenn.
 Aaron Fuss, 2002-05 (GA '06-07), Pataskala, Ohio
 Luke Gebbie, 2016-17-18-19, South Bend, Ind.
 Todd Geyer, 1996-99, London, Ohio
 Danielle Ghiloni, 2003-04, Columbus, Ohio
 Don Gier, 1959-62, Columbus, Ohio
 Dan Gill, 2003-06, Buffalo, N.Y.
 Sean Gill, 2019-20, Lancaster, N.Y.
 David Goldstein, 1989-91, Columbus, Ohio
 Robert Grimm, 1974, Oak Harbor, Ohio
 Bob Grogan, 1979-81, Columbus, Ohio
 Richard Hamilton, 1962
 Cameron Harris, 2014-15-16-17, Defiance, Ohio
 Chris Harris, 1983-86, Columbus, Ohio
 Bryce Hawkins, 2018-19-20-21, Canton, Ohio
 Wes Hesterman, 2009-10-11-12, Napoleon, Ohio
 Ed Hickey, 1992, 93, 95, Burnt Hills, N.Y.
 Tyler Hicks, 2019-20-21, Indianapolis, Ind.
 Bruce Holcomb, 1981, 84, Columbus, Ohio
 Ken Holcomb, 1980-81, Columbus, Ohio
 Larry Hozee, 1989
 Ken Huber, 1993, 95, Holgate, Ohio
 Asad Javad, 1997-99, Columbus, Ohio
 Kerry Johnson, 1995, 97, Leipsic, Ohio
 Geraia Keller, 1971, Massillon, Ohio
 David Kelly, 1979, Grove City, Ohio
 John D. Kidnocker, 1962
 Gerald Kirschner, 1990-91, Old Bethpage, N.Y.
 Dennis C. Koehl, 1971, Columbus, Ohio
 Tyler Krupp, 2014-15-17, Tiffin, Ohio
 Evan Kurt, 2012-13, Castalia, Ohio
 Ed Kurt, 1987, 89, Columbus, Ohio
 Brian Lamb, 2014-15-16-17, Strongsville, Ohio
 Emile Leon, 1982, Columbus, Ohio
 Trent Licklider, 1980-81, Columbus, Ohio
 Ryan Lidke, 1998-01, Bellevue, Ohio
 William LoPresti, 1971, Dover, Ohio
 Nick Maddron, 1996-00 , Long Beach, Calif.
 Kevin Marklay, 2020-21, Cincinnati, Ohio
 Michael Mastrioianni, 2018-19-20-21, Pittsburgh, Pa.
 John McCausland, 2016-17-18-19, Avon, Ohio
 Mike McCoy, 1983-86, Columbus, Ohio
 Robert McClelland, 1948, Xenia, Ohio
 Tommy McElroy, 2016-17, Dublin, Ohio
 Dale Meggas, 1974, Cleveland, Ohio
 Tyler Meyer, 2002-05, Deshler, Ohio
 Lee Miller, 2009-10-11-12, Kettering, Ohio
 Patrick Miller, 1976, Fairborn, Ohio
 Curtin Moody, 1972-73, Columbus, Ohio
 Devan Morrow, 2019-20-21, Fairview Park, Ohio
 Thomas Morgan, 1976, Columbus, Ohio
 Earl M. Morris, 1940
 Todd Morris, 1971, Columbus, Ohio
 Mark Murray, 2015-16, Westlake, Ohio
 Mark Myer, 1985-87, Columbiana, Ohio
 Jacob Myers, 2015-16, Westerville, Ohio
 Doug Neustadt, 1992-93, Pittsburgh, Pa.
 Mark Neustadt, 1996-98, Pittsburgh, Pa.
 Mike Oeters, 2010-11-12-13, Loveland, Ohio
 Matt O'Leary, 1989-92, Sidney, Ohio
 John O'Neill, 1976
 Greg Oman, 2017, Clintonville, Ohio
 Dylan Parker, 2021, Bellevue, Wash.
 Charles Parrish, 1976, Worthington, Ohio
 Chris Penny, 2000-03, Zanesville, Ohio
 Christian Perry, 2021, Avon Lake, Ohio
 Danny Peters, 2006, New Albany, Ohio
 Matt Plank, 2018-19-20-21, Bexley, Ohio
 Austin Rector, 2017-18-19, Barberton, Ohio
 Chris Reinhardt, 1972-74, Elyria, Ohio
 Daniel Rich, 1971, Oceanside, N.Y.
 Kevin Richards, 1990-91, Huntsburg, Ohio
 Rich Rittenour, 2000, Defiance, Ohio
 Lenny Roberts, 1989-92, Coral Springs, Fla.
 Mark Roberts, 1976, Columbus, Ohio
 Leroy Robinson, 2011-12-13-14, Indianapolis, Ind.
 Levi Robinson, 2005-08, Newark, Ohio
 Kevin Rohrbacher, 2005-08, Sandusky, Ohio
 Chris Rooks, 1992-93, Huntington Station, N.Y.
 Doug Roman, 1982, 85
 Robbie Rucki, 2013-16, Findlay, Ohio
 Joe Santa-Emma, 1986-87, Columbus, Ohio
 John Scott, 1976, Columbus, Ohio
 Dan Schilling, 1992-93, Upper Sandusky, Ohio
 Kevin Schimming, 1995, 97-98, Oak Harbor, Ohio
 Fred Schoerer, 1949, New Bremen, Ohio
 David Schuman, 1974, Geneva, Ohio
 David Seif, 1971, Piketon, Ohio
 Scott Sessler, 1987-88, Sandusky, Ohio
 Joe Sestito, 1974, Columbus, Ohio
 Ty Shepfer, 2004-07, Zanesville, Ohio
 Greg Smigelsky, 1979-81, Maple Heights, Ohio
 Brad Smith, 2001-04, Perrysburg, Ohio
 Michael Smith, 1971,74, Frazeyburg, Ohio
 Griffen Standley, 2017, Powell, Ohio
 Robert Stegner, 1974, Fairborn, Ohio
 Andy Stiegmeier, 1973, Kent, Ohio
 Joe A. Stepp, 1973, Kermit, W.Va.
 Dave Stein, 1992,93, 95, Sandusky, Ohio
 Jimmy Staley, 2012-13-14, Dayton, Ohio
 Weston Strayer, 2010-11-12-13-14, Milan, Ohio
 Alan Stuker, 2004-07, Cincinnati, Ohio
 Drew Sullivan, 2008, Sandusky, Ohio
 Luke Terwilliger, 2012-13, Troy, Ohio
 Gregg Testerman, 1972-73, Lebanon, Ohio
 Scott Thacker, 2002-05, Pickerington, Ohio
 Matt Topolosky, 1998- 01, Bexley, Ohio
 Luke Trondson, 2020-21, Milan, Illinois
 Clint Turner, 1993, 95, Hilliard, Ohio
 Matt Ullmer, 2005-08, Dayton, Ohio
 Mike Ullmer, 1997-00 , Centerville, Ohio
 Derek Upp, 2013-16, Lancaster, Ohio
 Darin Van Vlerah, 1995, Defiance, Ohio
 Dakota VanHorn, 2009-10-11, Columbus, Ohio
 Avery Van Reeth, 2018-19-20, Streetsboro, Ohio
 Mark Wagner, 1973, Avon, Ohio
 Jordan Warfield, 2001-04, Hudson, Ohio
 Greg Weber, 1993, West Unity, Ohio
 Daniel Weston, 1973, Morral, Ohio
 Pat Whittington, 1977-81, Sabina, Ohio
 Gage Will, 2008-09-10-11, Sandusky, Ohio
 Ryan Wilson, 2012, Uniontown, Ohio
 Erik Zadrozny, 2001-04, Hudson, Ohio

ST. JOHN ARENA



L.W. ST. JOHN

St. John Arena played host to its final full season as the home of Ohio State basketball in 1997-98 after 42 years. Completed in November of 1956 at a cost of less than \$4 million, the 13,276-seat structure is named for former OSU basketball coach and athletics director, L.W. St. John.

The building of St. John Arena ushered in a golden era in Ohio State basketball. The Buckeyes won the national championship in 1960, were runners-up the next two years and captured a still unequalled five-consecutive Big Ten titles between 1960 and 1964.

Ohio State's record in St. John Arena is a glistening 433-151 – a winning percentage of .741. Between 1960 and 1964,

the Buckeyes won 50-consecutive games on their home floor. Ohio State played again in St. John during the 2004-05 season, marking the first men's game played in the historic venue since the home finale in 1998. Ohio State played two games at St. John during the 2007-08 season, a 90-57 victory over VMI Nov. 25, 2007 and a 73-56 win vs. California in the 2008 National Invitation Tournament March 24, 2008. A game vs. Delaware State (W, 70-42) was played Nov. 20, 2008 and Ohio State defeated Western Carolina 85-60 Dec. 12, 2010. The most recent game was a 71-52 win over Kent State Nov. 25, 2019. The Buckeyes downed Cleveland State 89-62 Nov. 23, 2018, a sellout.

Since the first game was played in December of 1956 (vs. Butler), more than 6.74 million fans have witnessed games in St. John Arena. The actual per game average is 11,557 in 584 games.

Over the years, the capacity of the arena fluctuated. The original mark of 13,491 had gone as high as 13,681 and as low as the present figure of 13,276.

Prior to the start of the 1987-88 season, a \$1.2 million scoreboard, featuring the latest in computer graphics, was installed. At the same time, new corner scoreboards and a new lighting system was added. Scoreboard improvements also were implemented in 2010.

With the most distant seat only 155 feet from the center circle and no posts or obstructions to block the sight lines, storied St. John Arena remains one of college basketball's most respected basketball theaters.

Since the Ohio State men's and women's basketball teams moved to Value City Arena (Fall of 1998 to present), St. John Arena served as the home of Ohio State's men's and women's volleyball, men's and women's gymnastics, fencing and wrestling teams. Those teams competed for the last time in the historic venue in 2019 and now call the Covelli Center (opened Fall of 2019) home.



Year	Games	Att.	Avg.	Won	Lost
1956-57	12	122,850	10,237	10	2
1957-58	11	105,106	9,555	7	4
1958-59	11	100,291	9,117	8	3
1959-60	12	139,034	11,586	12	0
1960-61	11	138,898	12,627	11	0
1961-62	11	147,711	13,428	11	0
1962-63	14	175,739	12,553	14	0
1963-64	13	151,221	11,632	10	3
1964-65	13	116,336	8,949	8	5
1965-66	13	112,090	8,622	8	5
1966-67	12	101,852	8,488	8	4
1967-68	13	141,993	10,923	12	1
1968-69	13	147,460	11,343	11	2
1969-70	12	119,954	9,996	8	4
1970-71	12	126,702	10,558	10	2
1971-72	12	157,758	13,146	12	0
1972-73	13	174,423	13,417	9	4
1973-74	11	121,539	11,049	5	6
1974-75	15	126,814	8,454	10	5
1975-76	13	98,250	7,558	6	7
1976-77	13	97,940	7,534	4	9
1977-78	14	187,306	13,379	11	3
1978-79	13	173,144	13,319	10	3
1979-80	14	190,274	13,591	13	1
1980-81	15	199,483	13,299	11	4
1981-82	15	190,880	12,725	12	3
1982-83	16	184,689	11,543	13	3
1983-84	14	174,276	12,448	9	5
1984-85	14	173,997	12,428	12	2
1985-86	17	210,413	12,377	14	3
1986-87	16	193,744	12,109	12	4
1987-88	16	209,286	13,080	13	3
1988-89	16	208,417	13,026	11	5
1989-90	14	182,125	13,009	12	2
1990-91	15	198,836	13,256	15	0
1991-92	16	212,416	13,276	15	1
1992-93	16	211,245	13,203	10	6
1993-94	15	199,140	13,276	10	5
1994-95	16	177,081	11,068	6	10
1995-96	14	163,980	11,713	7	7
1996-97	14	147,881	10,563	9	5
1997-98	17	169,490	9,970	7	10
2004-05	1	11,568	11,568	1	0
2007-08	2	19,946	9,973	2	0
2008-09	1	6,388	6,388	1	0
2010-11	1	6,905	6,905	1	0
2018-19	1	13,276	13,276	1	0
2019-20	1	8,850	8,850	1	0
Totals	584	6,748,997	11,557	433	151



RESULTS BY YEAR

1898-99 (Head Coach: Unknown)

W: 12, L: 4 (H: 8-1, A: 4-2, N: 0-1)

W/L	Opponent	OSU-OPP
12/2	W East High	25-4
12/9	W East High	16-0
12/10	W East High	34-8
12/15	L @Piqua	7-9
12/29	L @Urbana	8-12
1/7	W Otterbein	25-2
1/14	W Kenyon	18-2
1/21	L Urbana	6-10
1/28	W Kenton	17-8
2/4	W Springfield YMCA	16-4
2/9	W @Kenton	10-8
2/22	W @Kenyon	14-11
2/28	W Trinity	47-0
3/3	W @Kenton	11-6
3/10	W @Circleville	21-1
4/3	L vs. Urbana!	7-11

at Kenton, Ohio

1899-1900 (Head Coach: Unknown)

W: 8, L: 4 (H: 8-2, A: 0-2)

W/L	Opponent	OSU-OPP
12/16	W East High	58-2
12/23	W Central High	34-4
1/5	W Circleville	16-8
1/8	L Yale	6-22
1/26	W Springfield YMCA	12-6
2/3	W Kenyon	20-3
2/7	W Circleville	14-13
3/2	W Kenyon	31-18
3/9	W Circleville	16-8
3/16	L Kenton	12-16
4/5	L @Canton	9-18
4/6	L @Mount Union	6-10

1900-01 (Head Coach: Unknown)

W: 1, L: 3 (H: 1-3)

W/L	Opponent	OSU-OPP
11/23	W Circleville	26-5
1/5	L Yale	5-26
2/9	L Circleville	7-8
3/2	L Kenyon	9-11

1901-02

No Team

1902-03 (Head Coach: D.C. Huddleson)

W: 5, L: 2 (H: 4-1, A: 1-1)

W/L	Opponent	OSU-OPP
1/16	W Wittenberg	43-18
1/23	W @Ohio Wesleyan	21-8
1/31	L @Oberlin	15-19
2/6	W Ohio University	88-2
2/13	W Oberlin	37-16
2/21	W Kenyon	37-10
3/17	L Kenyon	18-28

1903-04 (Head Coach: D.C. Huddleson)

W: 10, L: 4 (H: 10-1, A: 0-3)

W/L	Opponent	OSU-OPP
12/12	W Columbus YMCA	42-23
	W Central High	77-20
	W Bliss College	74-11
	W North High	134-8
	W Columbus YMCA	44-31
1/9	W Otterbein	74-10
1/16	W Oberlin	57-46
1/23	W Otterbein	37-28
1/27	L Minnesota	18-31
2/6	L @Marietta	15-17
2/20	W Marietta	35-23
2/27	L @Oberlin	16-38
3/1	W Kenyon	26-11
3/5	L @Kenyon	20-37

1904-05 (Head Coach: Unknown)

W: 12, L: 2 (H: 10-1, A: 2-1)

W/L	Opponent	OSU-OPP
12/18	W Central High	65-14
1/7	W Wittenberg	65-8
1/12	W Wisconsin	25-22
1/21	W Purdue	26-23
1/28	W Oberlin	27-21
2/4	W Cincinnati	42-6
2/9	W Wooster	37-19
2/10	W @Western Reserve	39-20
2/11	L @Oberlin	20-36
2/18	W @Denison	34-19
2/20	L Minnesota	25-27
3/4	W Indiana	66-12
3/10	W Western Reserve	58-3
3/18	W Denison	36-17

1905-06 (Head Coach: Unknown)

W: 9, L: 1 (H: 9-0, A: 0-1)

W/L	Opponent	OSU-OPP
1/6	W Wittenberg	37-15
1/10	W Ohio Medical University	29-8
1/13	W Cedarville	40-12
1/17	W Ohio Medical University	8-7
1/26	W Wittenberg	53-19
1/27	W Wash. & Jefferson	36-27
2/2	W Akron	20-17
2/3	L @Oberlin	7-30
2/23	W Wooster	30-11
3/3	W Oberlin	29-17

1906-07 (Head Coach: Unknown)

W: 7, L: 5 (H: 5-2, A: 2-3)

W/L	Opponent	OSU-OPP
1/15	L Cincinnati	30-32
1/19	L Oberlin	15-19
1/26	W Hiram	55-21
2/8	W @Muskingum	54-22
2/9	L @Denison	11-22
2/14	W @Baldwin Wallace	37-27
2/15	L @Western Reserve	22-31
2/16	L @Wooster	28-29
2/23	W Kenyon	42-15
3/3	W Akron	26-22
3/7	W Haskell Indians	50-21
3/9	W Wooster	22-14

1907-08 (Head Coach: Unknown)

W: 5, L: 6 (H: 5-3, A: 0-3)

W/L	Opponent	OSU-OPP
1/11	W Wittenberg	59-11
1/17	W Muskingum	81-8
1/24	W Denison	43-33
1/31	W Ohio Wesleyan	33-18
2/8	W Kentucky State	54-20
2/13	L @Ohio Wesleyan	30-37
2/13	L Western Reserve	19-20
2/24	L Colgate	20-38
2/28	L @Wooster	20-30
2/29	L @Oberlin	24-26
3/6	L Wooster	18-20

1908-09 (Head Coach: Thomas Kibler)

W: 11, L: 1 (H: 7-1, A: 4-0)

W/L	Opponent	OSU-OPP
1/9	W Otterbein	35-16
1/16	W Cincinnati	57-24
1/23	W Denison	42-16
1/30	W Ohio Wesleyan	36-21
2/6	L Wooster	24-26
2/13	W Wabash	34-19
2/19	W Rochester	28-16
2/28	W Michigan	29-22
3/2	W @Ohio Wesleyan	36-18
3/7	W @Michigan	46-26
3/12	W @Wooster	26-13
3/13	W @Oberlin	35-25

1909-10 (Head Coach: Thomas Kibler)

W: 11, L: 1 (H: 9-1, A: 2-0)

W/L	Opponent	OSU-OPP
1/8	W Wittenberg	61-14
1/15	W Otterbein	45-16
1/22	W Oberlin	33-28
1/29	W Hiram	41-18
2/5	W Ohio Wesleyan	34-29
2/12	W Wooster	44-16
2/19	W Denison	54-10
2/24	L Allegheny	20-25
2/26	W Wabash	47-29
3/5	W Michigan Ags.	34-13
3/11	W @Ohio Wesleyan	25-15
3/12	W @Oberlin	22-17

1910-11 (Head Coach: Unknown)

W: 6, L: 3 (H: 6-1, A: 0-2)

W/L	Opponent	OSU-OPP
1/7	W Otterbein	42-20
1/14	W Denison	33-32
1/21	L @Oberlin	17-19
1/28	W Ohio Wesleyan	41-28
2/11	W Michigan Ags.	42-12
2/17	W Syracuse	48-17
2/24	W Allegheny	29-13
3/4	L (ot) Oberlin	33-37
3/11	L @Ohio Wesleyan	16-28

1911-12 (Head Coach: Lynn W. St. John)

W: 7, L: 5 (H: 6-3, A: 1-2)

W/L	Opponent	OSU-OPP
1/6	W Wittenberg	53-18
1/13	W Kenyon	64-9
1/20	W Cincinnati	61-15
1/27	W Ohio Wesleyan	23-20
1/29	L @Indiana	19-34
1/30	W @Wabash	21-13
2/10	L Rochester	24-25
2/17	L Notre Dame	23-24
2/24	W Wabash	42-20
3/2	W Oberlin	27-11
3/9	L Oberlin	14-32
3/13	L @Ohio Wesleyan	15-33

1912-13 (Head Coach: Lynn W. St. John)

W: 12, L: 8; Big Ten: 4-5/6th

(H: 5-2, A: 6-6, N: 1-0)

W/L	Opponent	OSU-OPP
12/31	W @Toledo St. Johns	36-27
1/1	W @Bucyrus YMCA	39-22
1/2	L @Akron	19-21
1/3	W vs. Wooster	27-26
1/4	W @Canal Dover	43-17
1/5	W @Westinghouse	23-16
1/11	W Wittenberg	53-24
1/18	L Northwestern	22-30
1/21	L @Wisconsin	11-22
1/25	W Indiana	34-22
1/29	W Oberlin	31-21
2/8	W @Chicago	29-20

2/10	L @Purdue	18-28
2/15	L Wisconsin	22-27
2/22	W Chicago	24-21
3/1	L @Oberlin	18-24
3/4	W Ohio Wesleyan	36-18
3/7	W @Indiana	19-17
3/8	L @Northwestern	16-36
3/15	L @Ohio Wesleyan	17-23

! at Daily News, at Pittsburgh, Pa.

1913-14 (Head Coach: Lynn W. St. John)

W: 10, L: 4; Big Ten: 5-1/2nd

(H: 7-1, A: 3-3)

W/L	Opponent	OSU-OPP
1/10	W Akron	44-10
1/17	L Oberlin	21-23
1/24	W Purdue	33-24
1/31	W Indiana	43-17
2/6	L @Chicago	15-37
2/7	W @Notre Dame	22-20
2/11	L @Ohio Wesleyan	24-34
2/14	W Denison	28-21
2/21	W Chicago	25-23
2/27	W @Purdue	32-22
2/28	W @Indiana	28-19
3/4	W Western Reserve	22-13
3/7	L @Oberlin	16-24
3/11	W Ohio Wesleyan	27-18

1914-15 (Head Coach: Lynn W. St. John)

W: 6, L: 10; Big Ten: 3-9/8th

(H: 4-6, A: 2-4)

W/L	Opponent	OSU-OPP
1/6	L Ohio Wesleyan	20-26
1/9	L Purdue	17-19
1/16	L @Chicago	17-30
1/19	W @Ohio Wesleyan	38-17
1/23	L @Illinois	17-24
1/22	L Northwestern	23-32
2/6	L @Purdue	17-19
2/9	W @Iowa	17-16
2/13	W Oberlin	23-22
2/16	L Wisconsin	17-26
2/20	W Chicago	18-9
2/22	W Iowa	27-15
2/27	L Northwestern	21-25
3/1	L Illinois	19-26
3/6	L @Wisconsin	12-23
3/13	W Oberlin	26-15



Basketball became a varsity sport at Ohio State in the fall of 1898. The first Buckeye team, which won 12 of 16 games, is shown above.



RESULTS BY YEAR

1915-16 (Head Coach: Lynn W. St. John)
W: 9, L: 13; Big Ten: 2-8/8th
(H: 5-5, A: 4-6, N: 0-2)

W/L	Opponent	OSU-OPP
12/4	W Capital	29-23
12/11	W Kenyon	42-12
12/15	W Ohio Wesleyan	30-23
12/17	L vs. St. Marys	23-24
12/29	W @Piqua	33-32
12/30	L @Ottawa	18-48
12/31	L @Detroit YMCA	11-20
1/1	L %vs. Buckeye Pts.	13-25
1/8	L Northwestern	23-26
1/15	L @Illinois	10-21
1/18	L Oberlin	20-24
1/22	W Purdue	24-19
1/25	L @Northwestern	12-39
2/4	W @Purdue	25-19
2/12	L @Indiana	17-26
2/15	W @Ohio Wesleyan	30-26
2/19	L Chicago	13-25
2/22	L Indiana	26-29
2/26	W Mount Union	44-18
3/3	L @Chicago	12-27
3/6	L Illinois	22-28
3/11	W @Oberlin	22-20

! Dayton, Ohio % Toledo, Ohio

1916-17 (Head Coach: Lynn W. St. John)
W: 15, L: 11; Big Ten: 3-9/7th
(H: 6-6, A: 7-5, N: 2-0)

W/L	Opponent	OSU-OPP
12/8	W Otterbein	52-11
12/15	W Capital	35-18
12/19	W @Ohio Wesleyan	20-18
12/23	L @Miami (Ohio)	23-24
12/27	L @Sharon (Pa.)	22-25
12/28	W vs. Westinghouse	38-18
12/29	W @Youngstown	40-28
1/1	W @Elyria	33-25
1/1	W &vs. Buckeye Pts.	21-19
1/2	W @Detroit YMCA	25-24
1/6	L Wisconsin	22-30
1/8	L Illinois	14-38
1/13	W Oberlin	38-14
1/20	W Case	36-21
1/23	W Ohio Wesleyan	23-22
2/3	L @Minnesota	24-25
2/5	L @Illinois	21-34
2/9	L Purdue	28-29
2/12	L Minnesota	16-19
2/16	W @Northwestern	29-12
2/17	L Wisconsin	15-40
2/22	W Northwestern	27-25
2/24	L Indiana	19-24
3/2	W @Indiana	30-14
3/3	L @Purdue	17-32
3/10	W @Oberlin	29-10

! Pittsburgh, Pa. % Toledo, Ohio

1917-18 (Head Coach: Lynn W. St. John)
W: 13, L: 7; Big Ten: 5-5/7th-T
(H: 7-2, A: 6-5)

W/L	Opponent	OSU-OPP
W	@Hamilton	38-17
L	@Dayton Triangles	22-30
W	@Detroit YMCA	28-27
W	@Detroit YMCA	15-13
1/15	W Ohio Wesleyan	46-20
1/21	W Michigan	37-7
2/2	L @Northwestern	36-57
2/4	L @Purdue	32-50
2/6	L @Ohio Wesleyan	20-22
2/9	W Indiana	28-22
2/11	L @Illinois	21-35
2/12	W @Indiana	23-21
2/16	W @Oberlin	28-14
2/18	L Illinois	23-26
2/22	L Purdue	20-38
2/25	W Northwestern	30-24
2/28	W Camp Sherman	36-31
3/2	W Oberlin	38-17
3/5	W Columbus AC	43-18
3/9	W @Michigan	34-27

1918-19 (Head Coach: Lynn W. St. John)
W: 7, L: 12; Big Ten: 2-6/9th
(H: 4-4, A: 3-7, N: 0-1)

W/L	Opponent	OSU-OPP
12/25	W @Hardin AC	46-32
12/25	L @Hardin AC	19-36
12/26	L @Toledo	27-30
12/27	L vs. Rays	19-32
1/11	W Ohio Wesleyan	16-13
1/14	L @Dayton Triangles	21-28
1/18	W Oberlin	35-24
1/20	L @Illinois	20-25
1/25	W Denison	27-25
2/1	L @Oberlin	18-20
2/7	W @Indiana	22-21
2/8	L @Purdue	20-42
2/15	L Indiana	31-37
2/18	W @Ohio Wesleyan	40-32
2/21	L @Michigan	20-38
2/22	L Wittenberg	21-25
2/24	W Illinois	32-15
3/1	L Purdue	21-27
3/8	L Michigan	20-23

! Detroit

1919-20 (Head Coach: George M. Trautman)
W: 17, L: 10; Big Ten: 3-9/7th
(H: 6-4, A: 9-5, N: 2-1)

W/L	Opponent	OSU-OPP
12/13	W Wooster	40-19
12/18	W Ohio Wesleyan	41-17
12/27	W @Canton	41-19
12/28	W @Youngstown Duq.	35-18
12/29	W vs. Westinghouse	34-32
12/30	L %vs. Goodyear	24-26
12/31	W @Toledo	33-20
1/1	W &vs. Toledo St. John's	18-15

1/2	W @Wittenberg	33-23
1/3	W @Cincinnati	35-13
1/7	W Oberlin	33-20
1/10	L Indiana	11-21
1/12	L @Illinois	22-40
1/17	W Purdue	37-35
1/30	L @Chicago	22-46
1/31	W @Michigan	30-18
2/9	L Illinois	27-35
2/11	L Chicago	13-19
2/13	W @Case	48-27
2/14	W @Oberlin	32-13
2/21	W Denison	30-29
2/24	L @Wisconsin	27-31
2/28	L @Indiana	16-17
3/1	L @Purdue	25-63
3/8	L Wisconsin	22-34
3/10	W @Ohio Wesleyan	38-20
3/13	W Michigan	34-20

! Pittsburgh, Pa. %Akron, Ohio & Toledo, Ohio

1920-21 (Head Coach: George M. Trautman)
W: 4, L: 13; Big Ten: 2-10/9th
(H: 2-9, A: 2-4)

W/L	Opponent	OSU-OPP
12/11	W Wittenberg	27-26
12/15	L Ohio Wesleyan	33-34
12/31	W Cornell	33-22
1/3	L Princeton	19-27
1/8	L Indiana	21-29
1/15	W @Michigan	22-10
1/22	L Purdue	32-40
1/25	L Chicago	21-32
2/8	L @Illinois	11-46
2/12	L @Purdue	23-41
2/14	L @Indiana	11-33
2/19	W (ot) @Chicago	31-30
2/21	L Wisconsin	25-42
2/25	L Michigan	32-36
2/28	L Illinois	32-35
3/5	L Michigan	25-36
3/8	L @Wisconsin	24-34

1921-22 (Head Coach: George M. Trautman)
W: 8, L: 10; Big Ten: 5-7/6th-T
(H: 6-6, A: 2-4)

W/L	Opponent	OSU-OPP
12/10	L Cincinnati	17-33
12/17	L Ohio Wesleyan	19-21
12/21	W Wittenberg	30-18
12/27	W Yale	33-15
12/30	W Dartmouth	24-23
1/7	L @Chicago	14-25
1/9	W @Michigan	25-22
1/14	L Illinois	36-48
1/20	W Indiana	23-17
2/7	L Denison	31-34
2/11	L Michigan	17-38
2/18	L @Iowa	27-31
2/20	L @Illinois	22-41
2/22	W Chicago	29-23
2/25	L @Northwestern	18-20
2/27	W @Indiana	20-18
3/4	W Northwestern	35-33
3/6	L Iowa	18-34

1922-23 (Head Coach: Harold G. Olsen)
W: 4, L: 11; Big Ten: 1-11/9th-T
(H: 3-6, A: 1-5)

W/L	Opponent	OSU-OPP
12/15	W Ohio Wesleyan	32-27
12/19	W Wittenberg	38-28
12/30	W Vanderbilt	28-20
1/8	L Illinois	31-36
1/13	L Northwestern	24-26
1/19	L @Chicago	30-32
1/20	L @Iowa	21-46
1/27	L @Michigan	25-49
1/29	W @Northwestern	20-18
2/10	L Purdue	21-26
2/12	L Iowa	25-36

2/17	L Chicago	18-27
2/22	L Michigan	14-39
2/27	L @Purdue	20-53
3/5	L @Illinois	21-36

1923-24 (Head Coach: Harold G. Olsen)
W: 12, L: 5; Big Ten: 7-5/4th-T
(H: 9-1, A: 2-4, N: 1-0)

W/L	Opponent	OSU-OPP
12/8	W Kenyon	45-9
12/11	W Ohio Wesleyan	31-20
12/15	W Wittenberg	32-26
12/27	W vs. Pennsylvania	35-22
12/31	W Yale	43-30
1/8	L @Purdue	23-24
1/12	L Illinois	24-27
1/21	W Iowa	43-28
1/25	L @Indiana	29-31
1/28	W Minnesota	33-29
2/9	W @Iowa	26-24
2/11	W @Illinois	25-22
2/16	W Indiana	31-27
2/23	W Wisconsin	27-13
2/27	W Purdue	39-26
3/1	L @Minnesota	38-41
3/3	L @Wisconsin	20-30

! Cleveland, Ohio

1924-25 (Head Coach: Harold G. Olsen)
W: 14, L: 2; Big Ten: 11-1/1st
(H: 9-1, A: 5-1)

W/L	Opponent	OSU-OPP
12/10	W Ohio Wesleyan	41-32
12/13	W Western Reserve	45-14
12/31	W Butler	34-25
1/3	L Princeton	34-39
1/10	W Indiana	30-22
1/13	W @Wisconsin	27-20
1/17	L @Michigan	29-39
1/24	W Northwestern	21-17
1/31	W @Chicago	24-23
2/2	W @Minnesota	32-20
2/14	W Minnesota	26-20
2/16	W Michigan	32-13
2/23	W @Northwestern	34-23
2/28	W Chicago	43-25
3/7	W @Indiana	28-26
3/14	W Wisconsin	37-23

1925-26 (Head Coach: Harold G. Olsen)
W: 10, L: 7; Big Ten: 6-6/5th-T
(H: 9-1, A: 1-6)

W/L	Opponent	OSU-OPP
12/12	W Ohio University	33-27
12/15	W Ohio Wesleyan	40-19
12/30	L Cornell	15-23
1/1	W Princeton	36-25
1/3	W @Pittsburgh	47-33
1/9	W Purdue	28-25
1/13	L @Purdue	22-29
1/16	W Illinois	30-18
1/23	W Iowa	35-21
1/30	L @Chicago	20-21
2/6	W Chicago	18-14
2/12	L @Northwestern	18-27
2/13	L @Illinois	31-35
2/20	W Michigan	32-31
2/27	W Northwestern	34-22
3/6	L @Michigan	28-44
3/8	L @Iowa	17-18

1926-27 (Head Coach: Harold G. Olsen)
W: 11, L: 6; Big Ten: 6-6/7th (H: 9-2, A: 2-4)

W/L	Opponent	OSU-OPP
12/10	W Ohio Wesleyan	32-19
12/14	W Ohio University	38-26
12/29	W Princeton	33-13
12/31	W Cornell	41-20
1/3	W Pittsburgh	48-23
1/8	L @Purdue	27-35
1/10	L @Wisconsin	16-25



The 1912-13 team was Ohio State's first as a member of the Big Ten Conference. The Buckeyes went on to post a 4-5 league mark.



RESULTS BY YEAR

1/18	W	Illinois.....	29-28
1/22	W	Minnesota.....	32-20
1/29	W	@Minnesota.....	33-31
2/5	L	@Iowa.....	25-39
2/7	L	@Illinois.....	30-43
2/12	L	Purdue.....	29-33
2/19	W	Wisconsin.....	20-16
2/22	W	@Indiana.....	27-18
3/5	W	Iowa.....	30-28
3/9	L	Indiana.....	31-36

1927-28 (Head Coach: Harold G. Olsen)
W: 5, L: 12; Big Ten: 3-9/7th
(H: 4-5, A: 1-7)

W/L	Opponent.....	OSU-OPP
12/10	W Ohio Wesleyan.....	42-36
12/17	W Muskingum.....	28-27
12/31	L @Pittsburgh.....	32-50
1/2	L @Pennsylvania.....	28-33
1/4	L Princeton.....	27-28
1/7	L Wisconsin.....	13-30
1/16	L @Michigan.....	21-41
1/19	W Northwestern.....	43-38
1/21	L Chicago.....	21-25
2/4	W (2ot) @Minnesota.....	42-40
2/6	L @Chicago.....	24-27
2/13	L @Indiana.....	26-43
2/18	L @Wisconsin.....	18-21
2/22	L Indiana.....	17-52
2/25	W Minnesota.....	46-37
2/27	L Michigan.....	39-45
3/5	L @Northwestern.....	21-43

1928-29 (Head Coach: Harold G. Olsen)
W: 9, L: 8; Big Ten: 6-6/5th-T
(H: 5-5, A: 4-3)

W/L	Opponent.....	OSU-OPP
12/8	L Ohio Wesleyan.....	21-36
12/14	W Pennsylvania.....	29-23
12/17	L Pittsburgh.....	26-34
1/2	W North Carolina.....	43-30
1/5	L @Iowa.....	26-34
1/7	W @Northwestern.....	31-28
1/12	W Illinois.....	27-22
1/14	L Northwestern.....	24-27
1/26	W Chicago.....	40-30
2/2	W @Army.....	44-30
2/9	L @Michigan.....	24-34
2/16	W @Illinois.....	35-30
2/18	W @Chicago.....	35-31
2/22	L Purdue.....	23-39
2/25	W Iowa.....	42-23
3/2	L Michigan.....	26-27
3/4	L @Purdue.....	34-45

1929-30 (Head Coach: Harold G. Olsen)
W: 9, L: 15; Big Ten: 1-9/9th
(H: 6-4, A: 3-11)

W/L	Opponent.....	OSU-OPP
12/9	W *Capital.....	46-11
12/11	W *@Capital.....	30-28
12/14	W Ohio University.....	26-24
12/16	W *Bliss.....	35-15
12/28	W Notre Dame.....	29-22
12/31	L (ot) @Pittsburgh.....	33-38
1/1	L @Pennsylvania.....	25-31
1/6	L @Illinois.....	15-19
1/7	L *@Heidelberg.....	23-25
1/11	L Wisconsin.....	25-32
1/11	L *@Wilmington.....	11-28
1/14	W *@Cedarville.....	47-30
1/18	L *@Ashland.....	27-28
1/24	W *@Denison.....	24-12
1/25	W Minnesota.....	30-19
2/1	L @Minnesota.....	26-29
2/3	L @Purdue.....	14-60
2/8	L Indiana.....	22-26
2/15	L (ot) Purdue.....	25-27
2/17	L Illinois.....	16-26
2/21	L *@Bluffton.....	27-28
2/22	W Army.....	31-30

3/1	L	@Indiana.....	15-27
3/3	L	@Wisconsin.....	23-32

** Game played by Buckeye "B" team*

1930-31 (Head Coach: Harold G. Olsen)
W: 4, L: 13; Big Ten: 3-9/9th
(H: 4-4, A: 0-9)

W/L	Opponent.....	OSU-OPP
12/13	L Pittsburgh.....	17-25
12/31	W Cornell.....	38-24
1/6	L @Notre Dame.....	24-27
1/10	W Wisconsin.....	29-19
1/12	L @Indiana.....	21-23
1/17	W Michigan.....	22-16
1/24	L @Northwestern.....	22-35
1/26	L @Michigan.....	22-40
1/31	L @Army.....	29-40
2/2	L @Columbia.....	29-30
2/16	L Chicago.....	25-26
2/21	L Minnesota.....	21-22
2/23	L @Wisconsin.....	24-28
2/28	L Northwestern.....	18-32
3/2	W Indiana.....	31-15
3/7	L @Chicago.....	22-31
3/9	L @Minnesota.....	24-31

1931-32 (Head Coach: Harold G. Olsen)
W: 9, L: 9; Big Ten: 5-7/6th
(H: 6-4, A: 3-5)

W/L	Opponent.....	OSU-OPP
12/8	W Ohio University.....	25-18
12/12	W Missouri.....	30-17
12/22	W Yale.....	33-20
12/31	L Vanderbilt.....	27-28
1/5	W @Illinois.....	29-28
1/8	L Purdue.....	33-38
1/9	W Iowa.....	20-17
1/16	W @Iowa.....	40-23
1/23	L @Northwestern.....	24-25
1/28	L Michigan.....	25-38
2/6	W @Virginia.....	30-26
2/7	L @Navy.....	32-35
2/13	W Illinois.....	29-26
2/16	L @Purdue.....	26-43
2/20	L @Chicago.....	26-29
2/27	W Chicago.....	40-31
2/29	L Northwestern.....	19-26
3/7	L @Michigan.....	27-30

1932-33 (Head Coach: Harold G. Olsen)
W: 17, L: 3; Big Ten: 10-2/1st-T
(H: 8-1, A: 9-2)

W/L	Opponent.....	OSU-OPP
12/6	W @Toledo.....	64-10
12/10	L Ohio Wesleyan.....	38-40
12/28	W Notre Dame.....	30-24
12/21	W @Vanderbilt.....	45-25
1/2	W @Kentucky.....	46-30
1/7	W Indiana.....	35-28
1/14	W Minnesota.....	43-28
1/16	W Illinois.....	33-22
1/20	W @Xavier.....	31-19
1/27	W @Western Reserve.....	43-28
2/4	W @Minnesota.....	24-23
2/6	W @Wisconsin.....	31-30
2/11	W Army.....	41-25
2/13	W (ot) @Illinois.....	31-29
2/18	W Purdue.....	28-27
2/20	W Iowa.....	38-23
2/25	L @Iowa.....	29-37
2/27	W @Purdue.....	29-17
3/4	W Wisconsin.....	37-20
3/6	L @Indiana.....	28-40

1933-34 (Head Coach: Harold G. Olsen)
W: 8, L: 12; Big Ten: 4-8/8th
(H: 3-6, A: 5-6)

W/L	Opponent.....	OSU-OPP
12/9	L Ohio Wesleyan.....	23-34
12/16	W Western Ontario.....	41-20
12/30	L @Pittsburgh.....	18-27



1939 Buckeyes — Final Four/2nd

Front row — Charles Magg, Gil Mickelson, Bob Lynch, Dick Baker, Jimmy Hull, John Schick, Jack Dawson, Bill Sattler, Don Scott and Dick Boughner. Back row — Athletics Director L.W. St. John, Assistant Coach J.E. Blickle, Jed Mees, Bob Stafford, Head Coach Harold Olsen, Bill Gall, Maynard Edwards, Trainer Tucker Smith, Manager Ray Hertz.

1/1	W	@Dayton.....	47-25
1/3	W	Princeton.....	41-34
1/6	W	@Chicago.....	42-32
1/8	L	Indiana.....	22-38
1/13	L	Northwestern.....	25-32
1/15	W	@Indiana.....	27-23
1/20	W	@Minnesota.....	28-24
1/22	L	@Northwestern.....	31-42
1/22	L	@Michigan.....	28-32
2/3	L	Minnesota.....	39-41
2/10	L	@Marquette.....	28-39
2/12	L	@Wisconsin.....	23-42
2/17	L	Michigan.....	20-26
2/19	W	Chicago.....	33-30
2/24	L	Wisconsin.....	38-44
3/3	L	@Notre Dame.....	21-33
3/5	W	@Western Reserve.....	36-33

1934-35 (Head Coach: Harold G. Olsen)
W: 12, L: 7; Big Ten: 8-4/4th
(H: 8-2, A: 4-5)

W/L	Opponent.....	OSU-OPP
12/8	W Ohio University.....	31-30
12/12	W Marietta.....	32-21
12/15	W Carleton.....	24-13
12/28	L @Temple.....	24-28
12/29	L @Maryland.....	41-50
12/31	W @Xavier.....	31-28
1/5	L @Iowa.....	21-32
1/7	W (ot) @Michigan.....	33-30
1/12	L Illinois.....	23-44
1/21	W Chicago.....	37-21
1/26	W @Northwestern.....	39-19
1/28	W @Chicago.....	37-34
1/31	W Notre Dame.....	31-22
2/4	L @Purdue.....	41-42
2/9	L Iowa.....	12-24
2/11	W Northwestern.....	41-29
2/18	L @Illinois.....	36-43
2/23	W Purdue.....	40-39
3/2	W Michigan.....	30-28

1935-36 (Head Coach: Harold G. Olsen)
W: 12, L: 8; Big Ten: 5-7/6th
(H: 7-3, A: 5-5)

W/L	Opponent.....	OSU-OPP
12/12	W George Washington.....	36-27
12/14	W Evansville.....	38-21
12/16	W @Muskingum.....	50-25
1/1	W Harvard.....	38-13
1/4	W Wisconsin.....	44-23
1/6	L Purdue.....	27-36
1/11	L @Iowa.....	23-25
1/13	W @Illinois.....	18-13
1/18	W Iowa.....	34-26
1/25	W @Pennsylvania.....	41-37
1/27	L @George Washington.....	23-45

2/1	L	Minnesota.....	21-42
2/3	L	@Purdue.....	27-48
2/10	W	@Minnesota.....	44-28
2/11	L	@Wisconsin.....	25-34
2/15	W	Indiana.....	43-34
2/24	W	Ohio Wesleyan.....	31-20
2/29	L	Illinois.....	29-30
3/2	L	@Indiana.....	34-40
3/3	W	@Notre Dame.....	28-23

1936-37 (Head Coach: Harold G. Olsen)
W: 13, L: 7; Big Ten: 7-5/5th
(H: 6-1, A: 6-6, N: 1-0)

W/L	Opponent.....	OSU-OPP
12/11	W Denison.....	42-16
12/21	W @Creighton.....	35-28
12/22	L @Nebraska.....	23-32
12/26	L @California.....	31-33
12/28	W @California.....	30-28
12/30	W @Southern California.....	40-38
12/31	W @UCLA.....	48-39
1/9	W Ivs. New York University.....	39-32
1/11	W Wisconsin.....	28-22
1/16	W Minnesota.....	23-22
1/18	L @Indiana.....	36-43
1/23	W @Michigan.....	37-32
2/1	W Chicago.....	19-16
2/6	L @Minnesota.....	14-31
2/8	L (ot) @Wisconsin.....	33-35
2/13	W Indiana.....	48-44
2/15	W Northwestern.....	33-30
2/20	W @Chicago.....	32-27
2/22	L @Northwestern.....	29-44
2/27	L Michigan.....	24-38

! Madison Square Garden, New York City

1937-38 (Head Coach: Harold G. Olsen)
W: 12, L: 8; Big Ten: 5-5/3rd
(H: 8-2, A: 4-6)

W/L	Opponent.....	OSU-OPP
12/7	W @Marietta.....	29-23
12/11	W Nebraska.....	42-31
12/27	W Creighton.....	31-17
12/29	L California.....	27-34
1/1	W @Baltimore.....	53-37
1/3	L @George Washington.....	35-46
1/8	L @Northwestern.....	34-35
1/10	L @Michigan.....	28-38
1/15	W Iowa.....	48-29
1/22	W Illinois.....	46-26
1/24	L Michigan.....	26-29
1/31	L @Toledo.....	45-54
2/3	W Ohio University.....	47-40
2/5	W @Iowa.....	51-43
2/7	W @Chicago.....	36-34
2/12	W Purdue.....	37-29
2/19	L @Illinois.....	34-42



RESULTS BY YEAR



1944 Buckeyes — Final Four/3rd

Front row — Floyd Griffith, Dick Davis, Dick McQuade, Tom Melziva, Ollie Fink and Oris Burley. Middle row — Rodney Caudill, Paul Huston, Jack Dugger, Don Grate, Arnold Risen, Bob Bowen and Bill Gunton. Back row — Manager Ken Watkins, Assistant Coach Jack Graf, Ernie Plank, Al Updike, Dave Belknap, Jack Hammett, Head Coach Harold Olsen and Athletic Trainer Ernie Biggs.

2/21 L @Purdue.....36-49	2/26 W Indiana.....44-26
2/28 W Northwestern.....41-36	3/2 W Michigan.....51-32
3/5 W Chicago.....41-29	3/4 L @Indiana.....31-52

1938-39 (Head Coach: Harold G. Olsen)
W: 16, L: 7; Big Ten: 9-2/1st
(H: 7-0, A: 7-6, N: 2-1)

W/L	Opponent.....	OSU-OPP
12/10 W	George Washington.....	43-37
12/22 L	@Washington.....	41-43
12/23 L	@Washington.....	37-51
12/26 W	@UCLA.....	46-38
12/27 L	@California.....	35-49
12/29 W	@UCLA.....	59-57
12/30 L	@California.....	42-45
1/7 W	Indiana.....	45-38
1/14 W	@Northwestern.....	38-33
1/16 L	@Illinois.....	31-45
1/21 W	@Army.....	48-39
1/23 W	Michigan.....	45-31
1/28 W	Chicago.....	52-25
2/4 W (ot)	@Minnesota.....	31-30
2/6 L	@Indiana.....	34-46
2/18 W	Iowa.....	53-40
2/20 W	Northwestern.....	30-26
2/25 W	@Wisconsin.....	46-38
2/27 W	@Michigan.....	42-28
3/4 W	Purdue.....	51-35
3/17 W	*vs. Wake Forest.....	64-52
3/18 W	*vs. Villanova.....	53-36
3/27 L	**vs. Oregon.....	33-46

! Berkeley, California
**NCAA Eastern Regionals, The Palestra, Philadelphia*
***1939 NCAA National Championship Game, Patten Gymnasium, Evanston, Ill.*

1939-40 (Head Coach: Harold G. Olsen)
W: 13, L: 7; Big Ten: 7-4/3rd
(H: 10-3, A: 3-4)

W/L	Opponent.....	OSU-OPP
12/14 W	Wabash.....	34-22
12/16 W	Wooster.....	64-35
12/27 L	Kentucky.....	30-36
12/30 L	Pittsburgh.....	30-34
1/1 L	Cornell.....	28-29
1/3 W	California.....	49-45
1/6 L	@Michigan.....	35-40
1/8 L	@Purdue.....	32-49
1/13 W	Illinois.....	37-31
1/15 W	Northwestern.....	32-31
2/3 W	@Butler.....	51-45
2/5 W	Mexico YMCA.....	56-33
2/10 W	@Chicago.....	44-36
2/12 L	@Iowa.....	33-43
2/17 W	Wisconsin.....	41-35
2/19 W	@Northwestern.....	58-52
2/24 W	Minnesota.....	48-43

1940-41 (Head Coach: Harold G. Olsen)
W: 10, L: 10; Big Ten: 7-5/3rd
(H: 8-4, A: 2-6)

W/L	Opponent.....	OSU-OPP
12/10 W	West Virginia.....	58-44
12/14 L	Butler.....	49-51
12/21 L	@Michigan State.....	38-46
12/28 L	Princeton.....	31-40
12/30 L	Pittsburgh.....	34-48
1/2 W	Creighton.....	55-42
1/6 W	@Michigan.....	49-39
1/11 W	Northwestern.....	46-40
1/13 W	Chicago.....	67-38
1/18 W	Duquesne.....	44-33
1/25 L	@Wisconsin.....	31-46
1/27 L	@Minnesota.....	43-46
2/1 L	@Butler.....	30-52
2/3 L	@Indiana.....	25-45
2/8 W	Iowa.....	49-44
2/15 W	Purdue.....	57-38
2/17 L	Indiana.....	33-40
2/22 W	@Northwestern.....	35-29
2/24 L	@Illinois.....	35-53
3/1 W	Michigan.....	45-37

1941-42 (Head Coach: Harold G. Olsen)
W: 6, L: 14; Big Ten: 4-11/9th
(H: 6-4, A: 0-9, N: 0-1)

W/L	Opponent.....	OSU-OPP
12/10 W	Great Lakes.....	38-32
12/13 W	Kentucky.....	43-41
12/22 L	@Creighton.....	34-60
12/28 L	@California.....	38-50
12/29 L	vs. Stanford.....	45-60
1/3 L	Minnesota.....	42-56
1/7 L	@Minnesota.....	33-63
1/10 L	@Purdue.....	32-45
1/12 L	Illinois.....	49-58
1/17 W	Iowa.....	54-52
1/19 W	Northwestern.....	51-41
1/24 L	@Michigan.....	39-53
1/26 W	Chicago.....	63-35
1/31 W	Purdue.....	46-40
2/2 L	Indiana.....	43-46
2/9 L	@Iowa.....	44-52
2/14 L	@Wisconsin.....	39-49
2/21 L	@Illinois.....	31-44
2/25 L	Wisconsin.....	39-44
3/7 L	@Indiana.....	33-48

! Hass Pavilion, Berkeley, Calif.

1942-43 (Head Coach: Harold G. Olsen)
W: 8, L: 9; Big Ten: 5-7/6th
(H: 4-4, A: 4-5)

W/L	Opponent.....	OSU-OPP
12/8 W	Ohio Wesleyan.....	41-29
12/12 L	Great Lakes.....	46-49
12/30 L	@Rochester.....	52-53
12/31 W	@Pittsburgh.....	48-44
1/9 W	@Kentucky.....	45-40
1/9 L	@Indiana.....	37-45
1/11 L	@Indiana.....	31-61
1/18 W	Chicago.....	47-29
1/23 W	@Purdue.....	34-32
1/25 L	@Purdue.....	38-56
2/6 L	Illinois.....	48-60
2/8 L	Illinois.....	44-50
2/20 W	Michigan.....	46-44
2/22 W	Michigan.....	53-48
2/27 L	@Iowa.....	41-43
3/1 W	@Iowa.....	53-46
3/6 L	Northwestern.....	54-63

1943-44 (Head Coach: Harold G. Olsen)
W: 14, L: 7; Big Ten: 10-2/1st
(H: 7-3, A: 6-3, N: 1-1)

W/L	Opponent.....	OSU-OPP
12/11 W	Denison.....	60-49
12/13 L	Kentucky.....	28-40
12/28 W	@Norfolk Navy.....	62-54
12/29 L	@Norfolk Navy.....	36-64
1/1 L	@Great Lakes.....	46-52
1/8 W	Pittsburgh.....	59-38
1/14 W	Indiana.....	72-46
1/15 W	Indiana.....	74-38
1/22 L	@Northwestern.....	40-42
1/24 W	@Chicago.....	83-44
1/28 W	@Michigan.....	53-49
1/29 W	@Michigan.....	52-39
2/4 L	Purdue.....	49-59
2/5 W	Purdue.....	54-47
2/11 W	Iowa.....	63-49
2/12 W	Iowa.....	56-42
2/18 W	@Illinois.....	52-41
2/19 W	@Illinois.....	54-53
2/25 L	DePaul.....	49-61
3/24 W	*vs. Temple.....	57-47
3/25 L	**vs. Dartmouth.....	53-60

**NCAA Eastern Regionals, Madison Square Garden, New York City*
*** Final Four, Madison Square Garden, New York City*

1944-45 (Head Coach: Harold G. Olsen)
W: 15, L: 5; Big Ten: 10-2/2nd
(H: 9-0, A: 5-3, N: 1-2)

W/L	Opponent.....	OSU-OPP
12/9 W	Michigan State.....	58-31
12/18 W	Utah.....	64-36
12/23 L (ot)	@Kentucky.....	48-53
12/28 W	@Michigan State.....	67-31
12/30 W (ot)	@Michigan.....	44-41
1/1 L	vs. Great Lakes.....	50-60
1/3 W	Wyoming.....	44-36
1/6 L	@Purdue.....	36-37
1/13 W	Northwestern.....	53-46
1/20 W	Michigan.....	61-47
1/22 W	Purdue.....	50-35
2/3 W	Wisconsin.....	40-36
2/9 W	@Wisconsin.....	63-34
2/10 W	@Northwestern.....	36-32
2/16 L	@Illinois.....	41-56
2/17 W	@Indiana.....	63-45
2/23 W	Illinois.....	60-44
2/24 W	Indiana.....	85-52
3/22 W	*vs. Kentucky.....	45-37
3/24 L (ot)	**vs. New York Univ.....	65-70

! Cleveland, Ohio
**NCAA Eastern Regionals, Madison Square Garden, New York City*
*** Final Four, Madison Square Garden, New York City*

1945-46 (Head Coach: Harold G. Olsen)
W: 16, L: 5; Big Ten: 10-2/1st
(H: 9-0, A: 5-3, N: 2-2)

W/L	Opponent.....	OSU-OPP
12/4 L	vs. Wright Field.....	45-47
12/8 W	Pittsburgh.....	47-37
12/15 W	@Illinois.....	50-46
12/21 W	Oregon.....	57-41
12/27 W	Michigan State.....	62-42
12/29 W	Michigan.....	57-40
1/5 W	Purdue.....	57-50
1/12 W	Illinois.....	41-35
1/19 L	@Indiana.....	39-44
1/21 W	@Purdue.....	48-38
1/26 L	@Michigan.....	46-62
1/28 W	Northwestern.....	47-41
1/30 W	@Pittsburgh.....	43-33
2/9 W (ot)	Indiana.....	53-52
2/11 W	Chicago.....	46-25
2/16 L	@Michigan State.....	41-64
2/22 W	@Chicago.....	53-31
2/23 W	@Northwestern.....	53-46
3/21 W	*vs. Harvard.....	46-38
3/23 L (ot)	**vs. North Carolina.....	57-60
3/26 W	**vs. California.....	63-45

! Dayton, Ohio
**NCAA Eastern Regionals, Madison Square Garden, New York City*
*** Final Four, Madison Square Garden, New York City*

1946-47 (Head Coach: William H.H. Dye)
W: 7, L: 13; Big Ten: 5-7/6th
(H: 4-3, A: 3-10)

W/L	Opponent.....	OSU-OPP
12/7 W	Pittsburgh.....	39-33
12/21 L	@Washington.....	45-49
12/23 L	@Washington.....	46-52
12/27 L	@California.....	47-57
12/28 L	@California.....	32-48
1/4 W	Minnesota.....	43-41
1/6 L	Indiana.....	39-62
1/11 L	@Iowa.....	35-61
1/13 L	@Illinois.....	42-61
1/18 W	Northwestern.....	60-49
1/20 L	@Pittsburgh.....	41-51
1/27 L	@Butler.....	50-54
2/1 L	Illinois.....	58-59
2/8 L	@Michigan.....	53-56
2/10 W	Purdue.....	75-61
2/15 W	@Michigan State.....	58-46
2/22 W	@Wisconsin.....	57-56
2/24 L	@Indiana.....	43-46
2/28 W	@Northwestern.....	62-42
3/3 L	Michigan.....	62-66

1947-48 (Head Coach: William H.H. Dye)
W: 10, L: 10; Big Ten: 5-7/6th
(H: 8-4, A: 2-6)

W/L	Opponent.....	OSU-OPP
12/5 L	Oklahoma.....	53-62
12/13 W	@Marquette.....	83-70
12/20 W	Texas A&M.....	54-40
12/26 L	Washington.....	55-61
12/27 W	Washington.....	68-60
1/3 W	Northwestern.....	64-60
1/5 L	Iowa.....	41-49
1/10 L	@Illinois.....	58-61
1/12 L	@Indiana.....	54-71
1/17 W	Pittsburgh.....	74-56
1/24 L	@Purdue.....	64-69
1/26 L	Butler.....	47-57
2/2 W	Michigan.....	70-66
2/7 L	@Minnesota.....	55-68
2/9 L	@Northwestern.....	45-47
2/14 W	Illinois.....	57-50
2/16 W	Wisconsin.....	53-47
2/21 W	@Michigan State.....	72-50
2/23 W	Indiana.....	60-45
2/28 L	@Michigan.....	36-40



RESULTS BY YEAR

1948-49 (Head Coach: William H.H. Dye)

W: 14, L: 7; Big Ten: 6-6/4th
(H: 7-2, A: 7-5)

W/L	Opp.	OSU(#)-OPP(#)
12/4	W Butler	60-48
12/6	W Marquette	72-47
12/18	L (ot) Oklahoma	55-64
12/21	W @California	74-60
12/22	W @California	68-64
12/27	W @Denver	66-57
1/8	W Northwestern	68-56
1/10	L Illinois	63-64
1/15	L @Iowa	49-53
1/17	W @Wisconsin	57-54
1/22	W Purdue	66-56
1/29	L @Michigan	48-54
2/5	W Minnesota	48-39(5)
2/7	W Indiana	72-59
2/12	L @Illinois	49(18)-64(4)
2/14	W @St. Louis	68(18)-60(2)
2/19	L @Northwestern	50-62
2/21	L @Indiana	45-65
2/26	W @Michigan	69(18)-44
2/28	W Michigan State	70(18)-51
3/5	W @DePaul	63(19)-51

(#) Indicates Associated Press Poll ranking

1949-50 (Head Coach: William H.H. Dye)

W: 22, L: 4; Big Ten: 11-1/1st
(H: 11-1, A: 8-2, N: 3-1)

W/L	Opp.	OSU(#)-OPP(#)
12/3	L DePaul	68-70
12/5	W Marquette	82-53
12/10	W @Butler	67-65
12/23	W California	78-67
12/28	W vs. Cornell	43-42
12/29	W vs. Harvard	59-48
1/2	L @Bradley	46-65
1/7	W Illinois	83-62
1/9	W @DePaul	70-62
1/14	W Northwestern	61(15)-51
1/16	W Michigan	74(15)-58
1/21	L @Illinois	50(11)-66
1/23	W Iowa	68(11)-54
1/28	W @Minnesota	63(13)-58(18)
1/30	W @Purdue	59(13)-52
2/4	W Wisconsin	61(7)-47(17)
2/6	W @Indiana	56(7)-55(12)
2/11	W Michigan State	87(4)-43
2/13	W @Missouri	47(4)-46
2/18	W @Northwestern	68(3)-46
2/20	W Indiana	75(3)-65
2/27	W @Michigan	69(3)-58
3/9	W Butler	66(2)-65
3/18	W DePaul	70(2)-63
3/23	L *New York University	55(2)-56
3/25	W **Holy Cross	72(2)-52(4)

(#) Indicates AP ranking
 ! MSU Holiday Classic, Jenison Fieldhouse, East Lansing, Michigan
 * NCAA Eastern Regionals, Madison Square Garden, New York City
 ** NCAA Regional Third-Place game, Madison Square Garden, New York City

1950-51 (Head Coach: Floyd S. Stahl)

W: 6, L: 16; Big Ten: 3-11/9th
(H: 4-7, A: 2-7, N: 0-2)

W/L	Opp.	OSU(#)-OPP(#)
12/4	L Kansas State	51-68
12/6	W Butler	72-50
12/9	W @Marquette	76-55
12/11	L Missouri	51-61
12/23	W St. Louis	65-55
12/29	L vs. Princeton	49-55
12/30	L vs. Penn State	58-67
1/6	L Indiana	62-77(6)
1/8	L @Minnesota	64-77
1/13	L Wisconsin	67-74
1/20	L @Northwestern	75-81
1/22	L @Indiana	59-69(6)
1/27	W Michigan State	58-49

1/29	L Northwestern	67-78
2/3	W Purdue	84-72
2/5	L @Wisconsin	51-56
2/10	L @Iowa	71-83
2/12	L @Illinois	59-79(16)
2/17	L Minnesota	56-70
2/19	W @Michigan	68-66
2/24	L Illinois	69-89(10)
3/3	L @DePaul	67-94

(#) Indicates AP ranking
 ! MSU Holiday Classic, Jenison Fieldhouse, East Lansing, Michigan

1951-52 (Head Coach: Floyd S. Stahl)

W: 8, L: 14; Big Ten: 6-8/5th-T
(H: 6-3, A: 2-11)

W/L	Opp.	OSU(#)-OPP(#)
12/3	L @Kansas State	54-78
12/11	L Denver	58-67
12/15	W Butler	75-74
12/22	L @Utah	48-61
12/26	W @Oregon State	61-57
12/28	L @Washington	43-78(3)
12/29	L @Washington State	54-62
1/5	L @Northwestern	70-75
1/7	W Indiana	73-72(5)
1/12	L @Wisconsin	51-58
1/14	W @Purdue	85-69
1/21	W Minnesota	59-58
1/31	L @St. Louis	58-62(6)
2/2	L Illinois	62-66(3)
2/4	L @Minnesota	56-84
2/9	L @Michigan State	52-70
2/12	W Northwestern	79-61
2/16	L @Illinois	53-80(6)
2/18	L Iowa	62-75(5)
2/23	W Michigan	80-67
2/25	L @Indiana	80-95
3/1	W Wisconsin	69-56

(#) Indicates AP ranking

1952-53 (Head Coach: Floyd S. Stahl)

W: 10, L: 12; Big Ten: 7-11/7th
(H: 7-4, A: 3-8)

W/L	Opp.	OSU(#)-OPP(#)
12/6	W St. Louis	81-71
12/13	L @Butler	60-63
12/20	W Pittsburgh	76-70
12/27	L @Illinois	62-87(2)
12/29	W Northwestern	82-70
1/3	L @Michigan State	57-68
1/5	W @Michigan	79-46
1/10	W @Purdue	67-65
1/12	L Indiana	68-88(7)
1/19	L @Wisconsin	51-64
1/24	L @Minnesota	64-82(19)
1/26	L @Northwestern	73-82
2/2	W Purdue	79-77
2/7	W Michigan State	73-62
2/9	W Minnesota	81-71
2/14	W @Pittsburgh	62-53
2/16	L Iowa	68-71
2/21	L @Indiana	67-81(2)
2/23	L @Iowa	75-90
2/28	L Wisconsin	63-69
3/7	L Illinois	74-93(10)
3/9	W Michigan	95-71

(#) Indicates AP ranking

1953-54 (Head Coach: Floyd S. Stahl)

W: 11, L: 11; Big Ten: 5-9/7th
(H: 7-4, A: 4-7)

W/L	Opp.	OSU(#)-OPP(#)
12/5	W @Butler	93-78
12/8	W @St. Louis	91-86(18)
12/12	W Oklahoma	73-64
12/19	L @Louisville	76-85
12/21	W @Miami, Fla.	106-81
12/26	L Oregon State	60-62(12)
12/29	W Denver	74-56
1/4	L @Michigan	76-85
1/6	W Pittsburgh	74-55



1946 Buckeyes — Final Four/3rd

Front row — Jim Hall, John Lovett, Stan Palmer and Chuck Goldman. Middle row — Bill Biel, Clark Elliott, Wayne Wells, Paul Huston, Ray Snyder, Warren Aming, Bob Bowen, Jack Underman and Wilbur Johnston. Back row — Head Coach Harold Olsen, Athletic Director L.W. St. John, Assistant Coach Jack Graf, Dave Hackett, Bob Merrell, Jack Russell, Charles Kuhn, John Wallin, Manager Bob Blake, Trainer George Busenberg, Manager Jim DeLeone.

1/9	W Purdue	91-74
1/11	L @Illinois	76-90(15)
1/16	L Illinois	78-82(19)
1/18	L @Indiana	72-94(3)
1/23	L @Michigan State	76-83
1/30	W @Purdue	77-73
2/6	L Wisconsin	73-79
2/8	L @Northwestern	71-89
2/13	W Michigan	97-77
2/15	W Iowa	77-69
2/20	W Minnesota	84-73(18)
2/27	L Indiana	68-84(3)
3/1	L @Iowa	71-84(20)
1/21	L @Purdue	69(11)-70
1/23	W Northwestern	91(11)-42
1/28	L @Michigan State	91-94
2/4	W Indiana	100-82
2/10	L @Illinois	64-111(6)
2/13	W @Northwestern	83-72
2/18	W Minnesota	91-80
2/20	W @Wisconsin	79-71
2/25	W Illinois	87-84(2)
3/3	W Michigan State	96-84
3/5	L @Minnesota	89-95

(#) Indicates AP ranking

1954-55 (Head Coach: Floyd S. Stahl)

W: 10, L: 12; Big Ten: 4-10/10th
(H: 8-3, A: 2-9)

W/L	Opp.	OSU(#)-OPP(#)
12/1	W @Pittsburgh	98-87
12/4	W Butler	98-80
12/11	W St. Louis	91-86(12)
12/18	W @Oklahoma	102(14)-84
12/21	L @California	63(11)-74
12/22	L @California	50(11)-54
12/30	W Oklahoma City	72(20)-61
1/3	W Michigan State	83(20)-76
1/8	L (ot) @Michigan	81-88
1/15	L Illinois	78-86(7)
1/22	L @Purdue	82-93
1/24	L Iowa	66-79(19)
1/29	W Northwestern	91-90(16)
1/31	W St. John's	67-61
2/5	W Indiana	90-87
2/7	L @Minnesota	56-82(11)
2/12	L @Wisconsin	63-86
2/14	L @Iowa	68-79(15)
2/19	L Purdue	70-82
2/21	W Michigan	72-68
2/26	L @Illinois	77-85(13)
3/5	L @Indiana	66-84

(#) Indicates AP ranking

1955-56 (Head Coach: Floyd S. Stahl)

W: 16, L: 6; Big Ten: 9-5/3rd
(H: 9-2, A: 7-4)

W/L	Opp.	OSU(#)-OPP(#)
12/3	W @Butler	73-51
12/5	L Vanderbilt	67-76
12/10	W @Loyola (Chicago)	90(16)-72
12/12	W Oklahoma	89(16)-68
12/17	W @St. Louis	89-83(17)
12/19	W @Tulane	72-66
12/22	W Washington	94-73
12/28	W DePaul	83(15)-72
1/2	W @Michigan	79(15)-66
1/9	L Iowa	73(10)-88
1/14	W (2ot) Wisconsin	100(7)-98
12/1	W Butler	98-82
12/3	W Pittsburgh	100-69
12/8	W St. Louis	74-54
12/22	L Tulane	71(11)-75
12/26	W vs. Temple	64-63
12/28	L vs. Manhattan	67-82
12/29	L vs. Brigham Young	78-84
1/1	W Princeton	84-77
1/5	W @Iowa	72-66
1/7	W Purdue	75-68
1/14	W Minnesota	85-73(19)
1/19	W Michigan State	70(17)-51
1/21	W @Wisconsin	67(17)-64
1/26	W Northwestern	83(12)-73
1/28	L @Michigan State	64(12)-73
2/4	L @Illinois	89(11)-96(7)
2/9	L @Indiana	59(12)-69
2/16	W Wisconsin	63-50
2/23	W Michigan	94-88
2/25	L Illinois	72-79
3/2	W @Northwestern	84-70
3/4	L @Minnesota	69-76

(#) Indicates AP ranking
 ! ECAC Holiday Festival, Madison Square Garden, New York City

1957-58 (Head Coach: Floyd S. Stahl)

W: 9, L: 13; Big Ten: 8-6/4th
(H: 7-4, A: 2-7, N: 0-2)

W/L	Opp.	OSU(#)-OPP(#)
12/4	L Kentucky	54-61
12/7	L (ot) Butler	73-77
12/14	L Texas A&M	69-72
12/21	L @St. Louis	77-88
12/23	L @Oklahoma	55-64
12/27	L vs. Southern California	71-87
12/28	L @UCLA	78-98
1/1	W Yale	69-67
1/4	W Michigan State	70-56(8)
1/11	L @Wisconsin	64-67
1/13	L @Michigan	63-72



RESULTS BY YEAR

1/18	W	Minnesota	95-79
1/20	W	Iowa	70-64
1/27	W	Purdue	75-73
2/1	L	@Iowa	64-66
2/3	W	Illinois	78-70
2/8	L	@Purdue	63-83
2/10	L	@Northwestern	76-78
2/15	W	Michigan	85-76
2/17	W	@Indiana	93-83
2/22	L	Indiana	83-88
3/1	W	@Minnesota	70-60

**Indicates AP Ranking
! Pan-Pacific Auditorium, Los Angeles, California*

1958-59 (Head Coach: Fred R. Taylor)
W: 11, L: 11; Big Ten: 7-7/5th-T
(H: 8-3, A: 3-7, N: 0-1)

W/L	Opp	OSU(#)-OPP(#)
12/3	L @Pittsburgh	70-73
12/6	L St. Louis	68-77
12/13	W @Butler	81-69
12/19	L !@Kentucky	76-95(2)
12/20	L vs. Oklahoma State	59-63
12/22	W Utah	92-69
12/27	W Princeton	75-66
1/1	W Brigham Young	100-81
1/3	L @Illinois	80-81
1/10	L @Michigan	74-78
1/17	W Northwestern	88-77(11)
1/19	L @Michigan State	77-92(8)
1/24	L @Purdue	69-86
1/26	W Iowa	86-72
1/31	W Minnesota	84-80
2/2	L Indiana	92-122
2/7	W Wisconsin	78-72
2/21	L @Iowa	79-91
2/23	W @Indiana	92-83(19)
2/28	W Michigan	106-83
3/2	W @Minnesota	68-66
3/7	L Purdue	87-93

*(#) Indicates AP ranking
! Kentucky Invitational, Memorial Coliseum, Lexington, Kentucky*

1959-60 (Head Coach: Fred R. Taylor)
W: 25, L: 3; Big Ten: 13-1/1st
(H: 12-0, A: 9-3, N: 4-0)

W/L	Opp	OSU(#)-OPP(#)
12/1	W Wake Forest	77-69
12/3	W Memphis State	94-55
12/5	W Pittsburgh	94-49
12/7	W Butler	99-66
12/10	W @St. Louis	81-74
12/18	W @Butler	96-68
12/21	L @Utah	92-97
12/22	W @Brigham Young	91(3)-79
12/28	L @Kentucky	93(3)-96(13)
1/4	W Illinois	97(5)-73(8)
1/9	W Indiana	96(7)-95(11)
1/11	W Delaware	109(7)-38
1/16	W Northwestern	81(5)-64
1/23	W @Purdue	85(5)-71
1/30	W Michigan State	111(5)-79
2/1	W Michigan	99(5)-52
2/6	W @Northwestern	77(4)-58
2/8	W @Wisconsin	106(4)-69
2/13	W Iowa	75(4)-47
2/15	W @Illinois	109(4)-81(20)
2/20	W @Michigan State	84(4)-83
2/27	W Wisconsin	93(2)-68
2/29	L @Indiana	83(2)-99(20)
3/5	W @Minnesota	75(2)-66
3/11	W *vs. Western Kentucky	98(3)-79
3/12	W *vs. Georgia Tech	86(3)-69(13)
3/18	W **vs. New York Univ.	76(3)-54(12)
3/19	W **vs. California	75(3)-55(2)

*(#) Indicates AP ranking
* NCAA Midwest Regionals, Freedom Hall, Louisville, Kentucky
** NCAA Final Four, Cow Palace, San Francisco, California*

1960-61 (Head Coach: Fred R. Taylor)
W: 27, L: 1; Big Ten: 14-0/1st
(H: 11-0, A: 11-0, N: 5-1)

W/L	Opp	OSU(#)-OPP(#)
12/1	W @Ohio University	85-64
12/5	W St. Louis	81-66
12/10	W Army	103-54
12/17	W @Wichita State	93(1)-82(16)
12/19	W @Loyola (Chicago)	90(1)-65
12/22	W Detroit	84(1)-73(8)
12/27	W vs. Seton Hall	97(1)-57
12/29	W vs. St. John's	70(1)-65(7)
12/31	W vs. St. Bonaventure	84(1)-82(3)
1/7	W Illinois	91(1)-65
1/9	W Evansville	86(1)-59
1/14	W @Northwestern	79(1)-45
1/21	W Minnesota	75(1)-56
1/28	W Purdue	92(1)-62(10)
1/30	W @Wisconsin	100(1)-68
2/4	W @Michigan	80(1)-58
2/6	W Indiana	100(1)-65
2/11	W @Michigan State	83(1)-68
2/13	W Northwestern	89(1)-65
2/18	W @Iowa	62(1)-61(9)
2/20	W @Indiana	73(1)-69
2/25	W Wisconsin	97(1)-74
3/4	W Michigan State	91(1)-83
3/11	W @Illinois	95(1)-66
3/17	W *@Louisville	56(1)-55
3/18	W *vs. Kentucky	87(1)-74
3/24	W **vs. St. Joseph's	95(1)-69
3/25	L (ot) **vs. Cincinnati	65(1)-70(2)

*(#) Indicates AP ranking
! ECAC Holiday Festival, Madison Square Garden, New York City
* NCAA Midwest Regionals, Freedom Hall, Louisville, Kentucky
** NCAA Final Four, Municipal Auditorium, Kansas City, Missouri*

1961-62 (Head Coach: Fred R. Taylor)
W: 26, L: 2; Big Ten: 13-1/1st
(H: 11-0, A: 9-1, N: 6-1)

W/L	Opp	OSU(#)-OPP(#)
12/2	W Florida State	72(1)-57
12/6	W @Pittsburgh	99(1)-79
12/8	W Wichita State	85(1)-62
12/9	W @Wake Forest	84(1)-62(3)
12/16	W Loyola (Chicago)	92(1)-72
12/18	W @St. Louis	61(1)-48
12/23	W Penn State	92(1)-49
12/27	W vs. Washington	59(1)-49
12/28	W vs. UCLA	105(1)-84
12/30	W vs. Southern California	76(1)-66
1/6	W @Northwestern	85(1)-62

1/13	W Michigan	89(1)-64
1/20	W @Minnesota	90(1)-76
1/22	W Purdue	91(1)-65
1/29	W @Purdue	94(1)-73
2/3	W Northwestern	97(1)-61
2/5	W Iowa	89(1)-63
2/10	W Minnesota	91(1)-66
2/12	W @Michigan	72(1)-57
2/17	W @Michigan State	80(1)-72
2/24	W Illinois	102(1)-79
2/26	W @Iowa	72(1)-62
3/3	L @Wisconsin	67(1)-86
3/10	W Indiana	90(1)-65
3/16	W *vs. Western Kentucky	93(1)-73
3/17	W *vs. Kentucky	74(1)-64(3)
3/23	W **vs. Wake Forest	84(1)-68
3/24	L **vs. Cincinnati	59(1)-71(2)

*(#) Indicates AP ranking
! LA Holiday Classic, LA Sports Arena, Los Angeles,
* NCAA Midwest Regionals, Iowa Field House, Iowa City, Iowa
** NCAA Final Four, Freedom Hall, Louisville, Kentucky*

1962-63 (Head Coach: Fred R. Taylor)
W: 20, L: 4; Big Ten: 11-3/1st-T
(H: 14-0, A: 6-4)

W/L	Opp	OSU(#)-OPP(#)
12/1	W Utah State	62-50
12/3	W St. Louis	84-59
12/5	W Virginia	70-46
12/8	W West Virginia	76-69(3)
12/15	W Texas Christian	74(3)-62
12/22	W @Detroit	101(3)-66
12/27	W @Butler	66(2)-62
12/29	L @Wichita State	54(2)-71
12/31	W Brigham Young	97(2)-91
1/5	W Minnesota	78(5)-76
1/7	L @Illinois	78(4)-90(3)
1/12	W Michigan	68(4)-66
1/19	L @Iowa	74(5)-81
1/26	W Creighton	78-73
1/28	W Northwestern	72-70
2/2	W @Purdue	97-93
2/9	W Wisconsin	94-70
2/16	W @Michigan	75(9)-68
2/18	W Michigan State	87(9)-77
2/23	W Iowa	83(5)-70
2/25	W @Northwestern	50(5)-45
3/2	W Purdue	95(5)-75
3/4	W @Minnesota	85(5)-65
3/9	L @Indiana (ot)	85(3)-87

(#) Indicates AP ranking

1963-64 (Head Coach: Fred R. Taylor)
W: 16, L: 8; Big Ten: 11-3/1st-T
(H: 10-3, A: 5-4, N: 1-1)

W/L	Opp	OSU(#)-OPP(#)
11/30	W California-Davis	68(7)-42
12/2	W Butler	74(7)-68
12/6	L vs. Duke	75(7)-76(4)
12/7	W vs. St. John's	66(7)-64
12/11	L Davidson	73(8)-95
12/13	L Missouri	74(8)-85
12/21	W Wichita	78-60
12/23	W Houston	79-62
12/28	L @Utah State	66-79
12/31	L (Zot) @St. Louis	89-91
1/4	W @Wisconsin	101-85
1/11	W Minnesota	85-73
1/18	L @Michigan	64-82(3)
1/25	W Purdue	98-87
1/27	L @Michigan State	99-102
2/3	W Michigan	86-85(2)
2/8	W (ot) @Indiana	98-96
2/10	W Illinois	110-92
2/15	W Wisconsin	92-74
2/17	W @Iowa	99-82
2/22	W @Northwestern	72-61
2/29	W Indiana	73-69
3/2	W @Illinois	86-74
3/7	L Michigan State	80-81

*(#) Indicates AP ranking
! Centennial B-ball Classic, WVU Field House, Morgantown, West Virginia*

1964-65 (Head Coach: Fred R. Taylor)
W: 12, L: 12; Big Ten: 6-8/6th
(H: 8-5, A: 4-7)

W/L	Opp	OSU(#)-OPP(#)
12/2	W South Dakota	86-54
12/3	L St. Louis	70-79
12/5	W @Texas Christian	84-79
12/7	W @Houston	77-69
12/9	W Butler	67-66
12/19	L @Davidson	64-87
12/22	L @Brigham Young	71-112
12/28	W Dartmouth	90-59
12/30	L (Zot) Duke	89-94(8)
1/2	W Georgia Tech	73-68
1/9	L @Purdue	64-71
1/16	L Indiana	72-84(5)
1/23	L @Minnesota	77-97
1/30	W Wisconsin	98-86
2/6	W @Wisconsin	73-71
2/8	L Illinois	71-86
2/13	L Iowa	81-82
2/16	L @Illinois	72-95



1960 Buckeyes — NCAA National Champion

Front row — Bob Knight, Larry Siegfried, Richie Hoyt, Mel Nowell, John Havlicek, Jerry Lucas, Joe Roberts, Dick Furry and Howard Nourse. Back row — Trainer Ernie Biggs, Head Coach Fred Taylor, Jim Allen, J.T. Landes, Dave Barker, John Cedargren, Nelson Miller, Gary Gearhart, Gary Milliken, Manager Mike Sorochak and Assistant Coach Jack Graf. Not Pictured: Assistant Coach Frank Truitt.



RESULTS BY YEAR

2/20	L	@Michigan.....	61-100(1)
2/22	W	Michigan State.....	101-90
2/27	W	Northwestern.....	100-87
3/1	L	@Indiana.....	90-110(7)
3/6	W	@Michigan State.....	97-75
3/8	W	Michigan.....	93-85(1)

(#) Indicates AP ranking

1965-66 (Head Coach: Fred R. Taylor)

W: 11, L: 13; Big Ten: 5-9/8th

(H: 8-5, A: 3-8)

W/L	Opp.....	OSU(#)-OPP(#)
12/1	W @Missouri.....	76-74
12/3	L @UCLA.....	66-92(1)
12/6	L North Carolina.....	72-82
12/8	W @Butler.....	75-74
12/18	L @St. Louis.....	58-83
12/20	W Iowa State.....	87-70
12/23	L Kansas.....	68-81
12/28	W Wake Forest.....	88-81
12/31	W West Texas.....	78-53
1/8	L Michigan.....	78-83
1/15	L @Michigan State.....	64-80
1/22	W Northwestern.....	79-73
1/24	L @Iowa.....	89-98
1/29	W Hardin-Simmons.....	72-64
1/31	W (ot) Wisconsin.....	87-81
2/5	L @Illinois.....	77-78
2/12	W Purdue.....	68-54
2/14	L @Indiana.....	61-81
2/19	L Iowa.....	80-86
2/21	W @Minnesota.....	102-98
2/26	L @Northwestern.....	77-78
2/28	L Michigan State.....	79-98
3/5	W Minnesota.....	94-89
3/7	L @Purdue.....	86-92

(#) Indicates AP ranking

1966-67 (Head Coach: Fred R. Taylor)

W: 13, L: 11; Big Ten: 6-8/7th-T

(H: 8-4, A: 4-6, N: 1-1)

W/L	Opp.....	OSU(#)-OPP(#)
12/1	W Butler.....	74-67
12/3	W @Iowa State.....	79-77
12/5	L @Kansas.....	70-94
12/10	W Washington State.....	73-63
12/20	W Texas Christian.....	84-78
12/23	W Army.....	61-59
12/29	W vs. Duke.....	83-82
12/30	L %vs. North Carolina.....	82-105(3)
1/7	W @Minnesota.....	78-65
1/14	L Indiana.....	80-81
1/16	L @Georgia Tech.....	73-84
1/21	L Minnesota.....	60-67
1/23	W Purdue.....	82-72
1/30	L @Northwestern.....	77-100
2/4	W @Wisconsin.....	90-84
2/6	W Northern Michigan.....	80-74
2/11	L Iowa.....	72-73
2/13	L @Purdue.....	66-86
2/18	W @Michigan.....	97-85
2/20	W Michigan State.....	80-64
2/25	L Northwestern.....	82-95
2/27	L @Michigan State.....	63-74
3/4	L @Iowa.....	56-90
3/6	W Illinois.....	100-79

(#) Indicates AP ranking

! Greensboro Coliseum, Greensboro, North Carolina
% Charlotte Coliseum, Charlotte, North Carolina

1967-68 (Head Coach: Fred R. Taylor)

W: 21, L: 8; Big Ten: 10-4/1st-T

(H: 12-1, A: 4-5, N: 5-2)

W/L	Opp.....	OSU(#)-OPP(#)
12/1	W California-Davis.....	95-52
12/4	W Florida State.....	76-69
12/9	W South Dakota.....	97-54
12/19	W New Mexico State.....	78-75
12/22	W @Butler.....	71-69
12/27	L vs. Marquette.....	60-64
12/29	W vs. Bradley.....	85-62
12/30	L !@Hawaii.....	76-80

1/6	W	Purdue.....	108-80
1/13	L (ot)	@Iowa.....	72-74
1/20	W	Michigan.....	103-70
1/22	W	Georgia Tech.....	66-55
1/27	W	@Michigan.....	95-92
1/29	L	Cornell.....	64-76
2/3	W	Wisconsin.....	86-64
2/5	W	@Indiana.....	78-77
2/10	W	Michigan State.....	90-62
2/12	L	@Wisconsin.....	78-86
2/17	L	@Minnesota.....	79-83
2/20	W	Northwestern.....	87-67
2/24	L	@Purdue.....	72-93
2/26	W	Illinois.....	95-75
3/2	W	Indiana.....	107-93
3/4	W	@Illinois.....	67-64
3/12	W	%vs. Iowa.....	85-81
3/15	W	*vs. East Tennessee State.....	79-72
3/16	W	*vs. Kentucky.....	82-81(5)
3/22	L	**vs. North Carolina.....	66-80(4)
3/23	W	**vs. Houston.....	89-85(1)

(#) Indicates AP ranking

! Rainbow Classic, Blaisdell Center, Honolulu, Hawaii

Big Ten playoff game, Purdue Arena,

West Lafayette, Indiana

* NCAA Midwest Regionals, Memorial Coliseum,

Lexington, Kentucky

** Final Four, LA Memorial Sports Arena,

Los Angeles, California

1968-69 (Head Coach: Fred R. Taylor)

W: 17, L: 7; Big Ten: 9-5/2nd-T

(H: 11-2, A: 4-5, N: 2-0)

W/L	Opp.....	OSU(#)-OPP(#)	
11/30	W	Ohio University.....	85-77
12/6	L	UCLA.....	73(13)-84(1)
12/14	W	Harvard.....	89(13)-74
12/16	W	@Washington State.....	75(13)-74
12/21	W	Washington State.....	84(17)-69
12/22	W	Butler.....	74(17)-71
12/27	W	@Florida State.....	93(16)-86
12/30	L	Washington.....	59(16)-64
1/4	W	@Indiana.....	90(13)-82
1/11	W	Wisconsin.....	84(16)-69
1/18	W	@Michigan.....	98(13)-85
1/20	W	vs. Georgia Tech.....	73(13)-66
1/24	W	%vs. Cornell.....	96(12)-78
1/28	W	Illinois.....	76(12)-67(7)
2/1	L (ot)	@Purdue.....	85(12)-95(14)
2/8	L	@Wisconsin.....	73(12)-77
2/11	W	Purdue.....	88(16)-85(8)
2/15	W	Minnesota.....	58(16)-41
2/18	L	@Illinois.....	57(10)-73(19)
2/22	W	Iowa.....	88(10)-81
2/25	L	@Northwestern.....	83(14)-86
3/1	L	@Michigan State.....	72(14)-85
3/4	W	Indiana.....	108-86
3/8	W	Michigan.....	95-86

(#) Indicates AP ranking

! at Atlanta, Georgia

% at Cleveland, Ohio

1969-70 (Head Coach: Fred R. Taylor)

W: 17, L: 7; Big Ten: 8-6/3rd-T

(H: 8-4, A: 9-3)

W/L	Opp.....	OSU(#)-OPP(#)	
12/1	W	@Wake Forest.....	96(18)-92
12/6	W	@Butler.....	112(18)-89
12/8	W	Northern Illinois.....	106(18)-99
12/13	L	Ohio University.....	80(16)-82(19)
12/20	W	@Alabama.....	96-68
12/22	W	@Tulane.....	87-74
12/27	W	Fresno State.....	84-77
12/29	W	@Texas Christian.....	89-80
1/3	W	Minnesota.....	78-71
1/10	L	@Illinois.....	59-77
1/13	W	Michigan.....	103-95
1/17	W	Northwestern.....	93-67
1/19	W	West Virginia.....	84-70
1/24	L	@Minnesota.....	76-77
1/26	W	Georgia Tech.....	74-71
1/31	W	@Northwestern.....	68-64
2/7	L	Purdue.....	85-88



1961 Buckeyes — Final Four/2nd

Front row — Ken Lee, Doug McDonald, Richie Hoyt, Mel Nowell, Larry Siegfried, Jerry Lucas, John Havlicek, Bob Knight, Gary Gearhart and Dick Reasbeck. Back row — Head Coach Fred Taylor, Assistant Coach Jack Graf, Assistant Coach Frank Truitt, Jim Allen, Nelson Miller, Don Furry, John Noble, Ray Apple, Gary Milliken, J.T. Landes, Manager Ed Gottlieb, Trainer Ernie Biggs and Manager Lewis Meyer.

2/10	W	@Michigan State.....	89-66
2/14	W	@Indiana.....	100-83
2/21	L	Iowa.....	89-97(11)
2/24	W	@Wisconsin.....	98-86
2/28	L	Michigan State.....	80-82
3/3	L	@Iowa.....	92-113(8)
3/7	W	Wisconsin.....	96-87

(#) Indicates AP ranking

1970-71 (Head Coach: Fred R. Taylor)

W: 20, L: 6; Big Ten: 13-1/1st

(H: 10-2, A: 8-1, N: 2-3)

W/L	Opp.....	OSU(#)-OPP(#)	
12/1	L	@Utah State.....	89-95(12)
12/5	W	East Tennessee State.....	71-63
12/7	W	Alabama.....	74-58
12/12	L	Pennsylvania.....	64-71(8)
12/21	W	Butler.....	96-77
12/28	L (ot)	vs. Stanford.....	74-78
12/29	W	vs. Harvard.....	103-87
12/30	L	vs. Indiana.....	77-85(14)
1/2	W	Yale.....	95-75
1/9	W	@Iowa.....	97-76
1/13	W	@West Virginia.....	83-74
1/16	W	Wisconsin.....	83-69
1/23	W	@Minnesota.....	68-66
1/30	L	Michigan State.....	70-82
2/6	W	@Michigan State.....	87-76
2/9	W	@Purdue.....	69-67
2/13	W	Illinois.....	92-72
2/16	W	@Wisconsin.....	79(20)-71
2/20	W	Northwestern.....	84(20)-72
2/23	W	Iowa.....	80(18)-71
2/27	W	@Michigan.....	91(18)-85(23)
3/2	W	Minnesota.....	84(13)-70
3/6	W	@Northwestern.....	68(13)-67
3/9	W	Indiana.....	91(12)-75
3/18	W	*vs. Marquette.....	60(10)-59(2)
3/20	L (ot)	*vs. Western Kentucky.....	78(10)-81(7)

(#) Indicates AP ranking

! Far West Classic, Memorial Coliseum, Portland, Oregon

* NCAA Midwest Regionals, Georgia Coliseum,

Athens, Georgia

1971-72 (Head Coach: Fred R. Taylor)

W: 18, L: 6; Big Ten: 10-4/2nd

(H: 12-0, A: 5-6, N: 1-0)

W/L	Opp.....	OSU(#)-OPP(#)	
12/1	W	@Georgia Tech.....	63(5)-55
12/4	W	Oregon.....	68(5)-57
12/6	W	Utah State.....	71(5)-60
12/11	L	@Ohio University.....	68(4)-79
12/18	W	@Butler.....	82(10)-70
12/20	W	Brown.....	62(10)-56
12/23	W	Wisconsin-Milwaukee.....	78(6)-63
12/29	W	vs. Arizona.....	90(6)-47
12/30	L	!@UCLA.....	53(6)-79(1)
1/3	W	Creighton.....	94(6)-76
1/8	W	@Purdue.....	78(10)-70
1/15	W	Michigan.....	84(9)-73

1/22	W	Indiana.....	80(7)-74
1/25	W	@Minnesota.....	50(6)-44(17)
1/29	L	@Michigan.....	78(6)-88
2/1	W	Iowa.....	82(9)-77
2/5	W	Wisconsin.....	79(9)-69
2/8	L	@Iowa.....	67(7)-80
2/12	W	Purdue.....	64(7)-62
2/19	L	@Illinois.....	62(8)-64
2/26	W	@Northwestern.....	76(15)-74
2/29	W	Illinois.....	103(14)-70
3/4	L	@Indiana.....	57-65
3/7	W	Michigan State.....	92-73

(#) Indicates AP ranking

! Bruin Classic, Pauley Pavilion, Los Angeles, California

1972-73 (Head Coach: Fred R. Taylor)

W: 14, L: 10; Big Ten: 8-6/3rd-T

(H: 9-4, A: 5-6)

W/L	Opp.....	OSU(#)-OPP(#)	
11/27	W	Wisconsin-Milwaukee.....	92(10)-81
12/1	L	@Washington.....	63(10)-67
12/4	W (ot)	@Notre Dame.....	81(10)-75
12/9	L	Missouri.....	62(15)-69
12/16	W	Butler.....	86-55
12/18	L	Virginia Tech.....	62-67
12/21	W	Ohio University.....	112-80
12/27	W	Yale.....	83-62
12/30	L	@Creighton.....	71-79
1/6	L	Michigan.....	62-68
1/13	L	@Indiana.....	67-81(16)
1/15	W	@Georgia Tech.....	85-79
1/20	W	Iowa.....	75-72
1/27	W	@Purdue.....	79-73(20)
2/3	L	@Wisconsin.....	76-84
2/5	W	Indiana.....	70-69(5)
2/10	L	Minnesota.....	78-80(5)
2/12	W	@Iowa.....	86-80
2/17	L	@Illinois.....	68-79
2/19	W	Purdue.....	102-79
2/24	W	Northwestern.....	90-81
2/26	L	@Michigan State.....	83-87
3/3	W	Illinois.....	65-64
3/10	W	@Michigan.....	102-86

(#) Indicates AP ranking

1973-74 (Head Coach: Fred R. Taylor)

W: 9, L: 15; Big Ten: 4-10/8th

(H: 5-6, A: 3-8, N: 1-1)

W/L	Opp.....	OSU(#)-OPP(#)	
11/30	W	Texas-Arlington.....	90-62
12/3	L (ot)	Notre Dame.....	72-76(8)
12/8	W	Penn State.....	72-65
12/15	L	@Missouri.....	68-71
12/17	L	@Virginia Tech.....	67-68
12/21	L	vs. Stanford.....	53-68
12/22	W	vs. Dartmouth.....	85-80
12/27	W	@Butler.....	77-63
12/29	L	@Ohio University.....	79-84
1/5	L	Illinois.....	73-75
1/7	W	Georgia Tech.....	89-71



RESULTS BY YEAR



1962 Buckeyes — Final Four/2nd

Front row — Head Coach Fred Taylor, LeRoy Frazier, Gary Bradds, Bob Knight, Jim Doughty, John Havlicek, Doug McDonald, Gene Lane, Jerry Lucas and Assistant Coach Jack Graf. Back row — Assistant Coach Frank Truitt, Manager Don Gier, Nelson Miller, Mel Nowell, Don DeVoe, Dick Taylor, Don Flatt, Gary Gearhart, Dick Reasbeck, Manager Bill Studebaker and Trainer Ernie Biggs.

1/12 L @Michigan State75-83	12/17 W Toledo76-72
1/19 W Minnesota.....81-77	12/20 W Davidson.....94-65
1/26 L @Wisconsin.....64-69(17)	12/22 W Evansville.....79-78
1/28 L Purdue.....65-67	12/28 L vs. Tulane.....65-80
2/2 L Northwestern.....61-68	12/29 L vs. Pennsylvania.....64-78
2/4 L @Minnesota.....51-56	1/3 L Indiana.....64-66(1)
2/9 L @Michigan.....68-91(16)	1/5 L (ot) @Wisconsin.....81-82
2/11 L (ot) Michigan State.....67-75	1/10 L @Michigan State.....82-92
2/16 L @Iowa.....67-69	1/12 L @Michigan.....81-84(19)
2/23 L Wisconsin.....56-68	1/17 L Purdue.....80-84
2/25 W (ot) @Northwestern.....72-69	1/19 W Illinois.....64-63
3/2 W Indiana.....85-79(9)	1/24 L @Iowa.....67-78
3/9 W @Illinois.....79-78	1/26 L @Minnesota.....69-82
	1/31 W Northwestern.....83-69
	2/7 L (ot) Michigan State.....82-83
	2/9 L Michigan.....66-90
	2/14 L @Purdue.....73-98
	2/16 L @Illinois.....73-91
	2/21 L Iowa.....66-69
	2/23 L Minnesota.....73-89
	2/28 L @Northwestern.....78-87
	3/1 L Wisconsin.....79-91
	3/6 L @Indiana.....67-96(1)

(#) Indicates AP ranking
! Kentucky Invitational, Memorial Coliseum, Lexington, Kentucky

1974-75 (Head Coach: Fred R. Taylor)

W: 14, L: 14; Big Ten: 8-10/6th

(H: 10-5, A: 3-6, N: 1-3)

W/L	Opp.....	OSU(#)-OPP(#)
11/30 W	Ball State.....	91-64
12/2 W	Butler.....	96-69
12/7 L	vs. Davidson.....	80-88
12/14 W	Ohio University.....	96-87
12/18 L	Virginia Tech.....	71-72
12/21 W	Texas-Arlington.....	79-64
12/23 W	Georgia Tech.....	75-66
12/27 W	%vs. Pennsylvania.....	106-94(9)
12/28 L	%vs. Indiana.....	71-102(2)
12/30 L	%vs. Villanova.....	86-87
1/4 L	@Michigan.....	73-85(17)
1/6 L	@Michigan State.....	84-88
1/11 W	Minnesota.....	76-67(17)
1/13 W	Iowa.....	94-77
1/18 W	@Wisconsin.....	89-67
1/20 W	@Northwestern.....	77-67
1/25 L	Illinois.....	62-66
1/27 W	Purdue.....	93-87(20)
2/1 L	Indiana.....	66-72(1)
2/3 L	Michigan State.....	83-101
2/8 L	@Minnesota.....	53-62
2/10 W	@Iowa.....	75-69
2/15 W	Wisconsin.....	76-70
2/17 W	Northwestern.....	84-66
2/22 L (ot)	@Illinois.....	78-83
2/24 L	@Purdue.....	72-84
3/2 L	@Indiana.....	78-86(1)
3/8 L	Michigan.....	64-83

(#) Indicates AP ranking;
! at Charlotte Coliseum, Charlotte, North Carolina
% Rainbow Classic, Blaisdell Center, Honolulu, Hawaii

1975-76 (Head Coach: Fred R. Taylor)

W: 6, L: 20; Big Ten: 2-16/10th

(H: 6-7, A: 0-11, N: 0-2)

W/L	Opp.....	OSU(#)-OPP(#)
11/29 L	@Butler.....	67-70
12/7 L	@Penn State.....	68-74
12/13 W	Vermont.....	90-72

(#) Indicates AP ranking
! Kodak Classic, Louis Alexander Palastra, Rochester, New York

1977-78 (Head Coach: Eldon Miller)

W: 16, L: 11; Big Ten: 9-9/6th

(H: 11-3, A: 4-7, N: 1-1)

W/L	Opp.....	OSU(#)-OPP(#)
11/25 W	California-Hayward.....	99-82
11/28 W	Marshall.....	81-65
11/30 W	Stetson.....	108-71
12/3 L	@Vermont.....	76-77
12/14 W	Cal. Poly-Pomona.....	90-63
12/17 W (ot)	@Washington State.....	79-73
12/21 W	West Virginia.....	89-80
12/28 L (ot)	vs. Georgia.....	80-84
12/29 W	vs. LaSalle.....	86-83
1/5 W	Wisconsin.....	77-61
1/7 L	Iowa.....	75-87
1/12 W	@Northwestern.....	88-81
1/14 L	@Minnesota.....	47-72
1/19 L	@Indiana.....	63-77
1/23 W	Michigan.....	80-71
1/28 L	Michigan State.....	60-70(7)
1/30 W	@Illinois.....	87-84
2/2 L	@Purdue.....	69-71
2/4 W	Illinois.....	70-65
2/9 L	@Michigan.....	74-85
2/11 W	Purdue.....	91-77
2/16 L	Indiana.....	70-83
2/18 L	@Michigan State.....	74-79(10)
2/23 W (ot)	Minnesota.....	94-87(19)
2/25 W	Northwestern.....	103-76
3/2 L	@Iowa.....	70-87
3/4 W	@Wisconsin.....	83-78

(#) Indicates AP ranking
! Louisville Holiday Classic, Freedom Hall, Louisville, Kentucky

1978-79 (Head Coach: Eldon Miller)

W: 19, L: 12; Big Ten: 12-6/4th

(H: 10-3, A: 8-6, N: 1-3)

W/L	Opp.....	OSU(#)-OPP(#)
11/25 L	@Butler.....	86-87
11/27 W	Miami (Ohio).....	85-69
11/30 L	Toledo.....	58-64
12/2 W	@West Virginia.....	69-64
12/9 W	@Tennessee.....	86-78
12/12 W	Louisville.....	85-69(4)
12/19 L	Washington State.....	67-74
12/29 W (ot)	vs. Duke.....	90-84(1)
12/30 L (3ot)	vs. Rutgers.....	96-97
1/4 W	Purdue.....	75-71
1/6 W	Wisconsin.....	82-71
1/11 W	@Iowa.....	72-67
1/13 W (ot)	@Illinois.....	69-66(4)
1/18 W	Minnesota.....	83(16)-80
1/20 W	@Michigan.....	78(16)-69
1/25 W	Northwestern.....	73(10)-61
1/27 W (ot)	Indiana.....	66(10)-63
2/1 L (ot)	@Michigan State.....	79(7)-84(15)
2/3 L	@Indiana.....	62(7)-70
2/8 W	Michigan.....	63(13)-60
2/10 L	Michigan State.....	57(13)-73(10)
2/15 W	@Minnesota.....	74(17)-68
2/17 W	@Northwestern.....	88(17)-73

2/22 W	Illinois.....	73(14)-55
2/24 L	Iowa.....	68(14)-83(12)
3/1 L	@Wisconsin.....	73(17)-76
3/3 L	@Purdue.....	66-74(19)
3/7 W	(1) St. Joseph's.....	80-66
3/12 W	(2) @Maryland.....	79-72
3/19 L	(3) vs. Indiana.....	55-64
3/21 L	(3) vs. Alabama.....	86-96

(#) Indicates AP ranking
! ECAC Holiday Tournament, Madison Square Garden, New York City
(1) National Invitation Tournament 1st Round, St. John Arena, Columbus, Ohio
(2) National Invitation Tournament, 2nd Round, Cole Field House, College Park, Maryland
(3) National Invitation Tournament Semifinals, 3rd-Place game, Madison Square Garden, New York City

1979-80 (Head Coach: Eldon Miller)

W: 21, L: 8; Big Ten: 12-6/2nd

(H: 13-1, A: 7-6, N: 1-1)

W/L	Opp.....	OSU(#)-OPP(#)
12/1 W	Ohio University.....	78(4)-51
12/8 W	@Stetson.....	69(3)-50
12/10 W	@West Virginia.....	72(3)-55
12/13 W	Cal. Poly-Pomona.....	87(3)-46
12/15 W	@Holy Cross.....	79(3)-63
12/19 L	@Louisville.....	65(2)-75
12/22 W	Tennessee.....	91(2)-65
12/29 W	Northwestern State.....	71(7)-46
1/3 W	Indiana.....	59(7)-58(11)
1/5 W	Purdue.....	67(5)-58(8)
1/10 W	@Iowa.....	77(5)-71(12)
1/12 W	@Northwestern.....	75(3)-63
1/17 W (ot)	Minnesota.....	75(2)-70
1/19 L (ot)	@Michigan.....	74(2)-75
1/24 W	@Illinois.....	79(4)-76
1/26 L	Wisconsin.....	71(4)-72
1/27 W	Virginia.....	70(4)-65
1/31 L	@Michigan State.....	54(6)-74
2/2 L	@Wisconsin.....	67(6)-70
2/7 W	Michigan.....	66(13)-63
2/9 W	Michigan State.....	71(13)-59
2/14 L	@Minnesota.....	70(9)-74
2/16 W	Illinois.....	71(9)-57
2/21 W	Northwestern.....	68(11)-59
2/23 W	Iowa.....	70(11)-69
2/28 W	@Purdue.....	64(9)-60(18)
3/2 L (ot)	@Indiana.....	73(10)-76(13)
3/9 W	*vs. Arizona State.....	89(10)-75(18)
3/13 L	**vs. UCLA.....	68(10)-72

(#) Indicates AP ranking
* NCAA 2nd Round, ASU Activity Center, Tempe, Arizona
** NCAA Regional Semifinals, McKale Center, Tucson, Arizona



1968 Buckeyes — Final Four/3rd

Front row — Bruce Schnabel, Gary McDavid, Joe Sadelfeld, Steve Barnard, Steve Howell, Bill Hosket, Mike Swain, Jeff Miller, Denny Meadors, Head Coach Fred Taylor. Back row — Assistant Coach Jack Graf, Assistant Coach Bob Burkholder, Jack Walkey, John Halley, Dan Andreas, Craig Barclay, Ed Smith, Dave Sorenson, Ted Bauer, Jody Finney, Tom Spies, Jim Geddes, Manager Tom Hull and Manager Dudley Parker.



RESULTS BY YEAR

1980-81 (Head Coach: Eldon Miller)

W: 14, L: 13; Big Ten: 9-9/5th-T
(H: 11-4, A: 3-9)

W/L	Opp.	OSU(®)-OPP(®)
11/29	W Cleveland State	89(9)-81
12/3	L @Kentucky	64(9)-70(2)
12/6	W Colgate	77(9)-58
12/16	L South Alabama	67(7)-76
12/20	L @Arizona State	58(7)-71(14)
12/23	W Princeton	72-46
12/30	W (2ot) West Virginia	70-67
1/3	W Bowling Green	88-70
1/8	W @Iowa	58-56(11)
1/10	L @Purdue	65-73
1/15	W Northwestern	81-69
1/18	L Indiana	60-67
1/22	W @Minnesota	76-63
1/24	W Michigan	69-63(16)
1/25	L @Virginia	73-89(2)
1/29	W Wisconsin	71-67
1/31	L @Michigan State	54-60
2/5	L @Illinois	63-82(18)
2/7	W Michigan State	73-61
2/12	W @Michigan	105-87(13)
2/14	L Illinois	57-63(17)
2/19	L Minnesota	76-82
2/21	L @Wisconsin	63-77
2/26	L @Indiana	58-74(16)
2/28	L @Northwestern	64-69
3/5	W (3ot) Purdue	93-92
3/7	W Iowa	78-70(8)

(#) Indicates AP ranking

1981-82 (Head Coach: Eldon Miller)

W: 21, L: 10; Big Ten: 12-6/2nd-T
(H: 12-3, A: 6-5, N: 3-2)

W/L	Opp.	OSU(®)-OPP(®)
11/27	L vs. Iona	57-58
11/28	W vs. McNeese State	63-60
11/29	W vs. Georgetown	47-46(5)
12/2	W Kent State	74-54
12/5	L Kentucky	62-78(2)
12/12	L @West Virginia	68-73
12/15	@South Alabama	68-58
12/19	W %vs. Princeton	59-55
12/22	W Florida	61-58
12/29	W Washington State	63-54

Ohio State Familiar with MSG

The Buckeyes have completed at Madison Square Garden on a frequent basis over the years after first playing at the World's Most Famous Arena against New York University Jan. 9, 1937 (W, 39-32). Ohio State most recently competed at MSG in March of 2018 in the Big Ten Tournament vs. Penn State. Ohio State is 23-13 all-time at MSG with wins in five of the last seven games and eight of the last 11. The Buckeyes have won a pair of National Invitation Titles at MSG (1986, 2008) and have played in multiple NCAA Tournaments (1944, '45, '46, '50) and Finals Fours (1944, '45, '46) at the facility.

Ohio State at MSG (23-13)

1/9/37	vs. New York Univ.	W	39-32
3/24/44	1-Temple	W	57-47
3/25/44	2-Dartmouth	L	53-60
3/22/45	1-Kentucky	W	45-37
3/24/45	2-New York Univ.	L	65-70
3/21/46	1-Harvard	W	46-38
3/23/46	2-North Carolina	L	57-60
3/26/46	2-California	W	63-45
3/23/50	1-CC New York	L	55(2)-56
3/25/50	1-Holy Cross	W	72(2)-52(4)
12/26/56	3-Temple	W	64-63
12/28/56	3-Manhattan	L	67-82
12/29/56	3-BYU	L	78-84
12/27/60	3-Seton Hall	W	97(1)-57
12/29/60	3-St. John's	W	70(1)-65(7)
12/31/60	3-St. Bonaventure	W	84(1)-82
12/29/78	3-Duke	W	90-84(1) ot

1/2	W Butler	66-48
1/4	W Syracuse	67-57
1/7	W Minnesota	49-47(6)
1/9	W Wisconsin	66-59
1/14	W (ot) @Illinois	51-50
1/16	L @Indiana	61-66
1/21	L (ot) Purdue	60-66
1/23	W (2ot) Northwestern	59-57
1/28	L (ot) @Michigan	60-62
1/30	L @Iowa	66-76(6)
2/4	W (ot) Michigan State	50-49
2/6	L (ot) Iowa	65-69(5)
2/11	W @Purdue	74-68
2/13	W @Michigan State	51-46
2/18	W Michigan	64-63
2/20	W @Northwestern	67-62
2/25	W Indiana	68-65
2/27	W Illinois	63-53
3/4	W @Wisconsin	77-75
3/6	L @Minnesota	75-87(8)
3/11	L *vs. James Madison	48-55

(#) Indicates AP ranking
! Great Alaska Shootout, Buckner Fieldhouse, Anchorage, Alaska
% Madison Square Garden, New York City
* NCAA East Regional 1st Round, Charlotte Coliseum, Charlotte, North Carolina

1982-83 (Head Coach: Eldon Miller)

W: 20, L: 10; Big Ten: 11-7/2nd-T
(H: 13-3, A: 6-6, N: 1-1)

W/L	Opp.	OSU(®)-OPP(®)
11/30	W California State-Chico	78-58
12/3	W @Florida	80-74
12/11	L (2ot) West Virginia	67-69
12/14	L @Syracuse	85-91(16)
12/16	W Youngstown State	81-53
12/18	W Arizona State	88-77
12/21	W Holy Cross	81-60
12/28	W Eastern Michigan	58-54
12/30	W South Alabama	79-74
1/3	W @Kansas	64-61
1/8	W Indiana	70-67(1)
1/13	L @Purdue	57(20)-64
1/15	L @Illinois	55(20)-63
1/20	W Michigan	75-68
1/22	W Michigan State	74-69
1/27	W (2ot) @Iowa	89-83(14)

12/30/78	3-Rutgers	L	96-97	3ot
3/19/79	4-Indiana	L	55-64	
3/21/79	4-Alabama	L	86-96	
12/19/81	vs. Princeton	W	59-55	
3/24/86	5-Louisiana Tech	W	79-66	
3/26/86	5-Wyoming	W	73-63	
3/29/88	5-Colorado	W	64-62	
3/30/88	5-Connecticut	L	67-72	
12/27/88	3-Florida	W	93(15)-68	
12/29/88	3-St. John's	W	77(15)-72	
1/22/00	*@St. John's	W	65(13)-64(19)	
11/21/07	6-Syracuse	W	79-65(21)	
11/23/07	6-Texas A&M	L	47-70(16)	
4/1/08	7-Mississippi	W	81-69	
4/3/08	7-Massachusetts	W	92-85	
11/19/09	8-North Carolina	L	73(15)-77(6)	
11/20/09	8-California	W	76(15)-70(13)	
12/21/13	9-Notre Dame	W	64(3)-61	
1/20/18	10-Minnesota	W	67-49	
3/2/18	11-Penn State	L	68(13)-69	

1-NCAA Eastern Regionals, New York City (@MSG)
2-Final Four, New York City (@MSG)
3-ECAC Holiday Tournament, New York City (@MSG)
4-NIT Semifinals, 3rd-Place game, New York City (@MSG)
5-NIT Semifinals, Championship Game, New York City (@MSG)
6-Dick's Sporting Goods NIT Season Tip-Off, New York City (@MSG)
7-2008 MasterCard NIT, New York City (@MSG)
8-2K Sports Classic, New York City (@MSG)
9 - Gotham Classic, New York City (@MSG)
10-Big Ten Super Saturday, New York City (@MSG)
11-Big Ten Tournament, New York City (@MSG)
*Results vacated by NCAA
(#) Indicates AP Ranking



1986 Buckeyes - NIT Champion

Front Row - Jerry Francis, Jay Burson, Kip Lomax, Curtis Wilson, Scott Anderson, Dennis Hopson and Jim Honigford. Back Row - Clarence McGee, John Anderson, Dave Pletke, Brad Sellers, Gary Rich, Joe Dumas, Keith Wesson and Tony White.

1/29	L @Northwestern	64-66
2/2	L (2ot) Minnesota	80-89(17)
2/5	W Wisconsin	82-69
2/9	W @Wisconsin	68-65
2/12	W @Minnesota	74-69(19)
2/17	W Northwestern	71(20)-55
2/19	W Iowa	85(20)-69(16)
2/24	L (3ot) @Michigan State	94(15)-101
2/26	W @Michigan	81(15)-71
3/3	L (ot) Illinois	73(14)-74
3/5	W Purdue	76(14)-65(20)
3/12	L @Indiana	60(16)-81(7)
3/20	W *vs. Syracuse	79-74
3/25	L **vs. North Carolina	51-64(8)

(#) Indicates AP ranking
* NCAA East Regional 2nd Round, Hartford Civic Center, Hartford, Connecticut
** NCAA East Regionals, Carrier Dome, Syracuse, New York

1983-84 (Head Coach: Eldon Miller)

W: 15, L: 14; Big Ten: 8-10/5th-T
(H: 9-5, A: 4-9, N: 2-0)

W/L	Opp.	OSU(®)-OPP(®)
11/26	W Akron	94-78
12/1	W vs. Maryland	72-68(8)
12/3	W Connecticut	74-67
12/11	L @Missouri	53-64
12/14	W @Tulane	80-57
12/17	W (ot) Ohio University	73-69
12/20	L Bowling Green	64-70
12/22	W Kansas	79-74
12/29	W %vs. St. Joseph's	64-61
12/30	L %@Santa Clara	69-71
1/7	L Indiana	62-73
1/12	L Purdue	52-63
1/14	L Illinois	53-55(9)
1/18	W @Michigan	62-60
1/21	W @Michigan State	82-68
1/26	W Iowa	65-54
1/28	W Northwestern	72-51
2/2	W @Wisconsin	85-74
2/4	L @Minnesota	61-83
2/9	W Minnesota	73-62
2/11	W Wisconsin	71-65
2/16	L @Northwestern	60-61
2/18	L @Iowa	60-74
2/22	W Michigan State	86-70
2/25	L Michigan	59-62
3/1	L @Illinois	58-73(6)
3/3	L @Purdue	63-85(11)
3/10	L @Indiana	49-53
3/15	L #@Xavier	57-60

(#) Indicates AP ranking
! Byrne Meadowlands Arena, East Rutherford, New Jersey
% Cable Car Classic, Toso Pavilion, Santa Clara, California
National Invitation Tournament 1st Round, Cincinnati Gardens, Cincinnati, Ohio

1984-85 (Head Coach: Eldon Miller)

W: 20, L: 10; Big Ten: 11-7/3rd-T
(H: 12-2, A: 4-6, N: 4-2)

W/L	Opp.	OSU(®)-OPP(®)
11/24	W Lafayette	85-67
12/1	W Arkansas	85-84(17)
12/8	W !@Connecticut	72-65
12/11	L @Maryland	73-76
12/15	W Tulane	76-71
12/19	W Central Florida	83-59
12/22	W Missouri	88-77
12/27	W %vs. Tenn.-Chattanooga	84-62
12/28	W %vs. Stetson	73-67
1/3	L @Michigan State	79-82
1/5	L @Michigan	82-87(16)
1/9	W Wisconsin	99-88
1/12	W Northwestern	79-59
1/19	W Indiana	86-84(11)
1/23	L @Illinois	66-84(6)
1/26	W @Purdue	67-63
1/31	W Minnesota	76-62
2/2	L Iowa	58-67
2/7	W @Northwestern	63-60
2/9	L @Wisconsin	78-92
2/14	W @Indiana	72-63
2/16	L &vs. Northeastern	74-76
2/21	W Purdue	86-68
2/23	W Illinois	72-64(16)
2/28	L @Iowa	82-87
3/2	W @Minnesota	78-77
3/6	L Michigan	72-77(3)
3/9	W Michigan State	90-79
3/14	W *vs. Iowa State	75-64
3/16	L *vs. Louisiana Tech	67-79(8)

(#) Indicates AP ranking
! Hartford Civic Center, Hartford, Connecticut
% Citrus Classic, Orange County Civic Center, Orlando, Florida
& Meadowlands, East Rutherford, New Jersey
* NCAA Midwest Regional 1st, 2nd Rounds, Mabee Center, Tulsa, Oklahoma

1985-86 (Head Coach: Eldon Miller)

W: 19, L: 14; Big Ten: 8-10/7th
(H: 14-3, A: 3-8, N: 2-3)

W/L	Opp.	OSU(®)-OPP(®)
11/26	W Brooklyn	83-57
11/30	W Maryland	78-66(19)
12/3	W Florida	80-73
12/5	W Akron	91-73
12/7	W Cleveland State	99-95
12/14	L (ot) !vs. Arkansas	70(20)-79
12/19	W Dayton	80-73
12/29	L %@Texas-El Paso	57-58
12/30	L %vs. Nebraska	66-69
1/2	W Michigan State	84-73
1/4	L Michigan	68-78(2)
1/9	W @Wisconsin	78-61
1/11	W (ot) @Northwestern	79-77



RESULTS BY YEAR

1/15	L	@Indiana.....	66-69
1/18	L	&vs. Boston College.....	74-87
1/23	L	Illinois.....	65-67
1/25	W	Purdue.....	73-66(15)
1/30	L	@Minnesota.....	65-70
2/1	L	@Iowa.....	75-86
2/6	W	Northwestern.....	83-60
2/8	W	Wisconsin.....	73-71
2/16	L	Indiana.....	75-84(16)
2/20	L	@Purdue.....	79-85
2/22	L	@Illinois.....	62-66
2/26	W	Iowa.....	81-74
3/2	W	Minnesota.....	68-55
3/6	L	@Michigan.....	82-99(7)
3/8	L	@Michigan State.....	81-91(19)
3/14	W	1-@Ohio University.....	65-62
3/17	W	2-Texas.....	71-65
3/21	W	2-Brigham Young.....	79-68
3/24	W	3-vs. Louisiana Tech.....	79-66
3/26	W	3-vs. Wyoming.....	73-63

(#) Indicates AP ranking
 ! at Pine Bluff, Arkansas
 % Sun Carnival Classic Tournament,
 Special Events Center, El Paso, Texas
 & Boston Gardens, Boston, Massachusetts
 1- National Invitation Tournament 1st Round,
 Convocation Center, Athens, Ohio
 2-National Invitation Tournament, 2nd and 3rd Rounds,
 St. John Arena, Columbus, Ohio
 3-National Invitation Tournament Semifinals, Finals,
 Madison Square Garden, New York City

1986-87 (Head Coach: Gary Williams)
W: 20, L: 13; Big Ten: 9-9/6th
(H: 12-4, A: 5-6, N: 3-3)

W/L	Opp.....	OSU(#)-OPP(#)
11/29	W	Bucknell.....90-62
12/2	W	Western Michigan.....98-92
12/4	W	Siena.....101-57
12/6	W	Ohio University.....96-75
12/8	W	Bowling Green.....89-52
12/13	W	Howard.....82-63
12/16	L	@Dayton.....86-89
12/19	W	!@Jacksonville.....85-74
12/20	L	!vs. Florida.....72-82
12/28	L	%vs. Arkansas.....94-97
12/29	W (ot)	%vs. Kansas.....79-78(13)
12/30	W	%vs. Florida.....88-84
1/4	L	Indiana.....80-92(6)
1/8	L	@Michigan.....92-107
1/10	L	@Michigan State.....80-90
1/15	W	Northwestern.....87-59
1/17	W	Wisconsin.....81-66
1/21	W	@Minnesota.....93-78
1/24	W	@Iowa.....80-76(1)
1/29	L	Purdue.....73-75(4)
2/2	L	Illinois.....65-82(12)
2/5	W	Michigan.....95-87
2/9	W	Michigan State.....90-72
2/12	W	@Wisconsin.....83-69
2/14	W	@Northwestern.....75-60
2/18	L	Iowa.....80-82(7)
2/21	W	Minnesota.....88-73
2/25	L	@Illinois.....70-93(14)
2/28	L	@Purdue.....73-87(6)
3/4	W	Florida International.....106-70
3/7	L	@Indiana.....81-90(4)
3/13	W	*vs. Kentucky.....91-77
3/15	L	*vs. Georgetown.....79-82(4)

(#) Indicates AP ranking;
 ! Gator Bowl Classic, Jacksonville Coliseum,
 Jacksonville, Florida
 % Rainbow Classic, Blaisdell Arena, Honolulu, Hawaii
 * NCAA Southeast Regional 1st, 2nd Rounds,
 Omni Coliseum, Atlanta, Georgia

1987-88 (Head Coach: Gary Williams)
W: 20, L: 13; Big Ten: 9-9/6th
(H: 13-3, A: 4-9, N: 3-1)

W/L	Opp.....	OSU(#)-OPP(#)
11/28	W	Missouri-St. Louis.....95-74
12/1	W	Western Michigan.....94-79
12/4	W	!vs. Ball State.....64-42
12/5	W	!@Nebraska.....72-63
12/16	L	@Florida.....69-102(11)
12/19	L	Dayton.....80-81
12/22	W	Maryland-Baltimore Co.....77-68
12/26	W	%vs. Long Beach State.....93-86
12/27	L	%@New Mexico.....65-74
1/2	W	Central Michigan.....85-83
1/7	L	@Purdue.....77-84(10)
1/9	L	@Wisconsin.....63-64
1/14	W	Iowa.....87-83(16)
1/18	W	Michigan.....70-68(10)
1/23	W	@Minnesota.....85-76
1/27	L	Indiana.....71-75
2/1	L	@Michigan State.....64-76
2/4	W	Illinois.....64-60(17)
2/6	W	@Northwestern.....65-59
2/10	L	@Iowa.....75-92(13)
2/13	W	Wisconsin.....78-53
2/17	L	@Illinois.....86-118
2/20	W	Northwestern.....77-69
2/27	L (ot)	Michigan State.....77-78
3/2	W	Minnesota.....77-74
3/5	L	@Indiana.....77-85
3/9	W	Purdue.....71-60(2)
3/12	L	@Michigan.....76-95(10)
3/16	W	(1)Old Dominion.....86-73
3/22	W	(1)Cleveland State.....86-80
3/25	W	(2)@New Mexico.....68-65
3/29	W	(3)vs. Colorado State.....64-62
3/30	L	(3)vs. Connecticut.....67-72

(#) Indicates AP ranking
 ! Nebraska Invitational, Rob Devaney Sports Center,
 Lincoln, Nebraska
 % Lobo Classic, University Arena "The Pit," Albuquerque,
 New Mexico
 (1) National Invitation Tournament 1st, 2nd Rounds,
 St. John Arena, Columbus
 (2) National Invitation Tournament 3rd Round, University
 Arena "The Pit," Albuquerque, New Mexico
 (3) National Invitation Tournament Semifinals,
 Finals, Madison Square Garden, New York City

1988-89 (Head Coach: Gary Williams)
W: 19, L: 15; Big Ten: 6-12/8th-T
(H: 11-5, A: 5-9, N: 3-1)

W/L	Opp.....	OSU(#)-OPP(#)
11/25	L	!vs. Oklahoma.....93(16)-97(5)
11/26	W	!vs. DePaul.....72(16)-70
11/27	W	!vs. Vanderbilt.....97(16)-82
12/3	W	@Western Michigan.....77(15)-66
12/10	W	Lafayette.....84(14)-62
12/14	W	Nebraska.....103(14)-76
12/17	W	@Dayton.....104(14)-76
12/20	L	@South Carolina.....68(12)-74(18)
12/22	W	Kent State.....92(12)-67
12/27	W	%vs. Florida.....93(15)-68
12/29	W	@% St. John's.....77(15)-72
1/4	L	@Indiana.....65(14)-75
1/7	W	Wisconsin.....73(14)-70
1/9	W	Radford.....108(14)-61
1/14	W	@Michigan State.....83(18)-81
1/16	L	@Michigan.....73(18)-99(6)
1/19	W	Iowa.....102(16)-91(7)
1/26	W	Northwestern.....100(17)-68
1/29	W	@Louisville.....85(17)-79(24)
2/1	L	@Minnesota.....73(15)-76
2/6	W	Purdue.....70(15)-58
2/9	L	@Illinois.....60(16)-62(7)
2/11	W	Michigan State.....81(16)-75
2/13	L	@Iowa.....75(16)-83(8)
2/18	L	@Northwestern.....69(16)-70
2/23	L	Michigan.....72-89(13)
2/26	L	Illinois.....71-94(10)
3/1	L	Indiana.....66-73(3)
3/4	L	@Wisconsin.....65-77
3/9	L	@Purdue.....53-83

3/11	L	Minnesota.....70-78
3/15	W	#Akron.....81-70
3/20	W	#Nebraska.....85-74
3/23	L (ot)	#St. John's.....80-83

(#) Indicates AP ranking
 ! Maui Classic, Lahaina Civic Center, Lahaina, Hawaii
 % ECAC Holiday Festival, Madison Square Garden,
 New York City
 # National Invitation Tournament 1st, 2nd and 3rd Rounds,
 St. John Arena, Columbus

1989-90 (Head Coach: Randy Ayers)
W: 17, L: 13; Big Ten: 10-8/6th
(H: 12-2, A: 3-6, N: 2-5)

W/L	Opp.....	OSU(#)-OPP(#)
11/15	L	!vs. DePaul.....53-71
11/27	W	Mount St. Mary's.....102-63
12/1	L	#vs. North Carolina St....54-68(19)
12/2	L	#vs. Oklahoma State.....59-81(23)
12/9	W	American University.....74-64
12/18	W	Robert Morris.....78-51
12/21	W	South Carolina.....59-46
12/27	L	%vs. LaSalle.....62-74(20)
12/28	W	%vs. New Orleans.....74-66
1/4	W	Indiana.....69-67(9)
1/6	W	@Iowa.....79-73(20)
1/11	L	@Michigan State.....68-78
1/13	W	Wisconsin.....68-53
1/18	L	@Michigan.....88-90
1/20	L	@Minnesota.....78-83(22)
1/25	L	Purdue.....66-78(13)
1/27	L	@Illinois.....81-92(10)
2/1	W	Northwestern.....101-77
2/14	W (ot)	Louisville.....91-88(10)
2/8	W	Iowa.....98-80
2/10	L	Michigan State.....75-84(23)
2/15	W	@Wisconsin.....68-58
2/18	W	Michigan.....64-61(5)
2/24	L	@Purdue.....70-75(9)
2/26	W	Illinois.....86-80(19)
3/3	W	@Northwestern.....95-86
3/8	L	@Indiana.....66-77
3/10	W	Minnesota.....93-83(19)
3/15	W (ot)	*vs. Providence.....84-83
3/17	L	*vs. UNLV.....65-76(2)

(#) Indicates AP ranking
 ! Preseason National Invitation Tournament,
 St. John Arena, Columbus
 # Diet Pepsi Tournament of Champions, Charlotte
 Coliseum, Charlotte, North Carolina
 % USF&G Sugar Bowl Basketball Tournament,
 Louisiana Superdome, New Orleans
 *NCAA West Regional 1st and 2nd Rounds,
 Jon M. Huntsman Center, Salt Lake City, Utah

1990-91 (Head Coach: Randy Ayers)
W: 27, L: 4; Big Ten: 15-3/1st-T
(H: 15-0, A: 7-3, N: 5-1)

W/L	Opp.....	OSU(#)-OPP(#)
11/25	W	Bethune-Cookman.....111(10)-72
11/28	W	Delaware State.....116(11)-67
12/1	W	Youngstown State.....112(11)-67
12/8	W	Chicago State.....112(9)-54
12/12	W	Wright State.....90(8)-60
12/15	W	@American.....109(7)-73
12/17	W	Tennessee State.....103(7)-66
12/22	W	!vs. Georgetown.....71(7)-60(12)
12/27	W	#vs. Mississippi State.....82(6)-80
12/28	W	#vs. Miami (Ohio).....85(6)-67
1/3	W	Iowa.....63(6)-59(22)
1/5	W	@Michigan.....67(6)-57
1/10	W	@Northwestern.....102(4)-62
1/12	W	Wisconsin.....92(4)-60
1/19	W	Illinois.....89(4)-55
1/21	W	@Indiana.....93(4)-85(3)
1/24	W	@Minnesota.....80(4)-70
1/31	L	@Michigan State.....61(3)-75
2/3	W	Purdue.....66(3)-59
2/9	W	Northwestern.....96(3)-64
2/11	W	Michigan.....81(3)-65
2/14	W	@Wisconsin.....73(2)-71
2/17	W (2ot)	Indiana.....97(2)-95(4)
2/20	W	@Illinois.....73(2)-64

2/23	W	Minnesota.....63(2)-62
3/3	W	Michigan State.....65(2)-64
3/6	L	@Purdue.....67(2)-72
3/10	L	@Iowa.....69(2)-80
3/15/91	W	*vs. Towson University.....97(5)-86
3/17	W	*vs. Georgia Tech.....65(5)-61
3/22	L	**vs. St. John's.....74(5)-91(20)

(#) Indicates AP ranking
 ! Dual In the Desert, Thomas & Mack Center,
 Las Vegas
 # Palm Beach Classic, West Palm Beach, Florida
 * NCAA Midwest Regional 1st and 2nd Rounds,
 University of Dayton Arena, Dayton, Ohio
 ** NCAA Midwest Regionals, Pontiac Silverdome,
 Pontiac, Michigan

1991-92 (Head Coach: Randy Ayers)
W: 26, L: 6; Big Ten: 15-3/1st
(H: 15-1, A: 8-4, N: 3-1)

W/L	Opp.....	OSU(#)-OPP(#)
11/26	W	Miami (Ohio).....94(5)-61
11/30	W	Chicago State.....116(4)-44
12/4	W	Ohio University.....78(4)-62
12/7	W	Oregon State.....84(4)-56
12/14	W	Howard.....114(4)-53
12/18	W	@Santa Barbara.....82(4)-75
12/21	L (ot)	@Southern California.....77(7)-79
12/29	W	American.....96(7)-70
1/2	W	Penn State.....73(7)-63
1/7	W	Michigan State.....62(7)-46(9)
1/11	W	@Northwestern.....60(4)-52
1/14	L	@Indiana.....83(4)-91(5)
1/19	W	Iowa.....85(4)-81
1/22	W	Minnesota.....72(6)-69
1/26	L	@Seton Hall.....64(6)-68
1/30	W	@Illinois.....74(10)-72
2/2	W	@Michigan.....68(8)-58(15)
2/5	W	Wisconsin.....86(8)-72
2/8	W	Purdue.....71(8)-59
2/15	W	@Wisconsin.....67(8)-63
2/18	L	@Iowa.....86(6)-92
2/23	L	Indiana.....80(6)-86(7)
2/26	W	@Purdue.....71(8)-64
2/29	W	@Michigan State.....78(8)-65(12)
3/3	W	Michigan.....77(5)-66(18)
3/7	W	Northwestern.....93(5)-78
3/11	W	Illinois.....82(5)-70
3/14	W	@Minnesota.....94(5)-63
3/19	W	*vs. Mississippi Valley St. 83(5)-56
3/21	W	*vs. Connecticut.....78(3)-55
3/27	W	**vs. North Carolina.....80(3)-73(18)
3/29	L (ot)	**vs. Michigan.....71(3)-75(15)

(#) Indicates AP ranking
 ! Meadowlands, Rutherford, New Jersey
 * NCAA Southeast Regional 1st and 2nd Rounds,
 Riverfront Coliseum, Cincinnati, Ohio
 **NCAA Southeast Regionals, Rupp Arena,
 Lexington, Kentucky

1992-93 (Head Coach: Randy Ayers)
W: 15, L: 13; Big Ten: 8-10/7th
(H: 10-6, A: 3-7, N: 2-0)

W/L	Opp.....	OSU(#)-OPP(#)
12/1	W	Ohio University.....77-61
12/5	W	Southern California.....73-56
12/12	W	Bowling Green.....80-54
12/16	W	Wright State.....76-55
12/19	L	@West Virginia.....69-78
12/22	L	North Carolina.....64-84(5)
12/28	W	!vs. Oregon State.....85-77
12/29	W	!vs. Oregon.....79-75
1/2	W	Illinois-Chicago.....79-55
1/5	W	@Penn State.....71-68
1/9	W	Iowa.....92-81(22)
1/13	L	Michigan State.....60(21)-77(23)
1/20	L	@Wisconsin.....67(24)-76
1/24	L	@Indiana.....69(24)-96(2)
1/26	L	@Michigan.....62-72(5)
1/30	L	Illinois.....76-86
2/3	L	Purdue.....57-62(19)
2/6	W	Penn State.....62-59
2/10	W	@Northwestern.....81-70
2/13	L	@Michigan State.....66-81



RESULTS BY YEAR

2/16	L	@Iowa	54-68(20)
2/20	W	Wisconsin	80-70
2/23	W (ot)	Indiana	81-77(1)
2/28	L	Michigan	64-66(5)
3/6	L	@Illinois	73-85
3/10	W	Minnesota	69-58
3/14	W	@Purdue	72-62(18)
3/17	L	#Miami (Ohio)	53-56

(#) Indicates AP ranking
! at Far West Classic, Memorial Coliseum, Portland, Oregon
National Invitation Tournament 1st Round, St. John Arena, Columbus

1993-94 (Head Coach: Randy Ayers)
W: 13, L: 16; Big Ten: 6-12/8th-T
(H: 10-5, A: 1-10, N: 2-1)

W/L	Opp.	OSU(#)-OPP(#)
11/27	W Missouri-St. Louis	110-73
12/14	W UNC Asheville	93-59
12/12	L @Marquette	66-86
12/14	W Cal-Santa Barbara	79-56
12/18	L @North Carolina	68-81(2)
12/21	W vs. Tennessee Tech	98-77
12/22	L vs. Kentucky	88-100(5)
12/23	W vs. Boston College	69-67(18)
12/30	L West Virginia	82-87
1/2	W North Carolina A&T	93-58
1/4	W Iowa	72-68
1/8	L @Wisconsin	55-69(15)
1/13	L (ot) @Michigan	75-86(10)
1/15	L Illinois	75-83
1/19	W Penn State	79-57
1/22	L @Purdue	63-101(12)
1/26	L Michigan State	71-77
2/2	L (ot) @Indiana	83-87
2/5	W Wisconsin	73-57(16)
2/9	L @Minnesota	73-79(23)
2/13	L Michigan	70-72(11)
2/15	L @Illinois	68-80
2/19	W @Penn State	60-57
2/23	L Purdue	85-95(14)
2/26	L @Michigan State	60-75
3/6	W Indiana	82-78(17)
3/9	W Northwestern	76-73
3/13	L @Iowa	74-83

(#) Indicates AP ranking
! Maui Classic, Lahaina Civic Center, Lahaina, Hawaii

1994-95 (Head Coach: Randy Ayers)
W: 6, L: 22; Big Ten: 2-16/10th
(H: 6-10, A: 0-11, N: 0-1)

W/L	Opp.	OSU(#)-OPP(#)
11/16	L !Ohio University	67-78
11/28	W Drexel	81-74
11/30	L Marquette	70-82
12/3	L @Pennsylvania	71-91
12/15	W (ot) Tenn.-Chattanooga	84-83
12/17	L %vs. Cleveland State	73-75
12/22	L Bowling Green	50-59
12/27	W Morgan State	95-74
12/30	L @West Virginia	69-79
1/4	L @Illinois	50-70
1/8	W George Mason	121-96
1/11	L Wisconsin	59-81
1/14	L Penn State	64-78
1/18	L @Minnesota	61-81
1/21	L @Purdue	66-92
1/25	L Iowa	66-81
1/28	L @Indiana	75-90
2/1	L @Northwestern	71-76
2/4	L Michigan State	58-67(9)
2/8	L @Michigan	58-72
2/11	W Northwestern	70-66
2/14	L Indiana	52-69
2/18	L @Iowa	66-85
2/22	L Purdue	55-64(21)
2/25	W Minnesota	73-65(22)
3/1	L @Penn State	68-75
3/4	L @Wisconsin	69-80
3/11	L Illinois	63-82

(#) Indicates AP ranking
! Preseason National Invitation Tournament, St. John Arena, Columbus
% at Gund Arena, Cleveland, Ohio

1995-96 (Head Coach: Randy Ayers)
W: 10, L: 17; Big Ten: 3-15/10th
(H: 7-7, A: 2-9, N: 1-1)

W/L	Opp.	OSU(#)-OPP(#)
11/26	W Central Connecticut State	79-52
11/28	W West Virginia	77-68
12/2	W Cleveland State	75-52
12/9	W @George Mason	92-87
12/16	W Seton Hall	105-96
12/19	L @Tenn.-Chattanooga	70-83
12/22	W San Diego State	72-56
12/28	W vs. Eastern Kentucky	92-88
12/29	L vs. Wyoming	67-73
1/3	L Penn State	69-72(25)
1/6	L @Indiana	67-89
1/10	L @Iowa	53-81(11)
1/17	W Northwestern	72-71
1/20	L Minnesota	50-56
1/24	L @Illinois	46-77
1/27	L @Purdue	53-70(19)
1/31	W Wisconsin	63-55
2/3	L Michigan	58-77(20)
2/7	L @Michigan State	41-55
2/10	L @Wisconsin	56-62

3/16/03	L	1-vs. Illinois	59-72(13)
3/10/05	W	1-vs. Penn State	72-69
3/11/05	L	1-vs. Wisconsin	49-60(20)
3/9/07	W	1-vs. Michigan	72(1)-62
3/10/07	W	1-vs. Purdue	63(1)-52
3/11/07	W	1-vs. Wisconsin	66(1)-49(3)
3/15/13	W	1-vs. Nebraska	71(10)-50
3/16/13	W	1-vs. Michigan State	61(10)-58(8)
3/17/13	W	1-vs. Wisconsin	50(10)-43(22)
12/20/14	L	2-vs. North Carolina	74(12)-82(24)
3/12/15	W	1-vs. Minnesota	79-73
3/13/15	L	1-vs. Michigan State	67-76
12/5/18	W	@Illinois	77(19)-67
12/22/18	W	2-vs. UCLA	80(15)-66
3/14/19	W	1-vs. Indiana	79-75
3/15/19	L	1-vs. Michigan State	70-77(6)

1-Big Ten Tournament, United Center, Chicago
2-CBS Sports Classic, United Center, Chicago
(#) Indicates AP Ranking

The Buckeyes at the United Center in Chicago

Ohio State played its first game at Chicago's United Center in the inaugural Big Ten Tournament in 1998. The Buckeyes fell to Indiana in that game and since have put together a 14-7 overall record at the facility. The Buckeyes won both the 2007 and 2013 Big Ten Tournament Titles at the U.C. Ohio State played four times in the facility during the 2018-19 season with wins over Illinois during Big Ten regular-season play, UCLA in the CBS Sports Classic and then vs. Indiana in the 2019 Big Ten Tournament.

Ohio State at United Center, Chicago (14-7)

3/5/98	L	1-vs. Indiana	71-78
3/10/00	L	1-vs. Penn State	66(4)-71
3/13/03	W	1-vs. Iowa	66-64
3/14/03	W	1-vs. Wisconsin	58-50(18)
3/15/03	W	1-vs. Michigan State	55-54

2/17	L	Illinois	67-76
2/21	L	@Minnesota	57-60
2/24	W	@Northwestern	82-69
3/2	L	Iowa	64-73(21)
3/6	L	Indiana	56-73
3/9	L	@Penn State	70-86(16)

(#) Indicates AP ranking
! Casper Shootout, Casper Events Center, Casper, Wyoming

1996-97 (Head Coach: Randy Ayers)
W: 10, L: 17; Big Ten: 5-13/9th
(H: 9-5, A: 1-11, N: 0-1)

W/L	Opp.	OSU(#)-OPP(#)
11/23	L @South Florida	56-60
12/1	W Louisiana-Lafayette	94-88
12/3	W Kent State	71-55
12/7	W Long Island	97-73
12/14	W George Mason	102-72
12/18	W Alabama State	81-40
12/21	L @Southern California	68-79
12/23	L @San Diego State	75-81
12/28	L vs. Kentucky	65-81(3)
1/2	W @Michigan	73-71(8)
1/4	L Illinois	64-72(15)
1/8	W Penn State	70-62
1/11	L @Michigan State	66-69
1/15	L @Iowa	62-76
1/18	L Minnesota	67-73(7)
1/25	L @Northwestern	47-78
1/30	W Indiana	73-67(17)
2/1	W Wisconsin	60-42
2/5	L @Purdue	77-94
2/8	L @Indiana	76-93(20)
2/13	W Northwestern	55-40
2/19	L @Minnesota	48-60(2)
2/22	L Iowa	56-69
2/26	L Michigan State	65-67
3/1	L @Penn State	55-56
3/5	L @Illinois	83-90(24)
3/9	L (ot) Michigan	81-86

(#) Indicates AP ranking
! Gatorade Rock-n-Roll Shootout, Gund Arena, Cleveland, Ohio

1997-98 (Head Coach: Jim O'Brien)
W: 8, L: 22; Big Ten: 1-15/11th
(H: 7-10, A: 1-8, N: 0-4)

W/L	Opp.	OSU(#)-OPP(#)
11/19	W Kent State	73-67
11/22	W Robert Morris	67-49
11/24	W Rider	68-57
11/29	L Vanderbilt	54-64
12/3	W Toledo	84-74
12/6	L South Florida	49-67
12/15	W Cal State Northridge	89-81
12/17	L @Louisiana-Lafayette	64-68
12/20	W Southern California	79-73
12/22	W Tenn.-Chattanooga	63-54
12/28	L vs. Kansas	56-69(2)
12/29	L vs. New Mexico State	46-73
12/30	L vs. Brigham Young	65-72
1/3	L Wisconsin	59-64
1/10	L @Indiana	66-83
1/14	L Iowa	46-61(13)
1/17	L Michigan	61-79(19)
1/21	L @Purdue	71-82(12)
1/24	L @Minnesota	53-76
1/28	L Illinois	62-66
2/4	L Michigan State	58-84(16)
2/7	L Purdue	75-107(10)
2/11	L @Michigan	68-76(21)
2/14	L @Iowa	70-82
2/16	L @Penn State	81-90
2/19	L Indiana	72-74
2/21	L @Northwestern	62-70
2/25	W @Wisconsin	61-56
2/28	L (ot) Penn State	85-89
3/5	L %vs. Indiana	71-78

(#) Indicates AP ranking
! Rainbow Classic, Blaisdell Center, Honolulu, Hawaii
% Big Ten Tournament, United Center, Chicago

1998-99 (Head Coach: Jim O'Brien)
W: 1, L: 1; Big Ten: 1-1
(H: 1-0, A: 0-1, N: 0-0)

W/L	Opp.	OSU(#)-OPP(#)
11/13	W Oakland	89-61
11/15	W Alabama	78-70
11/18	W Robert Morris	61-49
11/20	W Penn State	70-62
11/22	W Army	86-45
11/24	W Tennessee Tech	78-51
11/28	L (ot) @Vanderbilt	86-92
12/5	L @Toledo	63-64
12/14	W Tennessee Martin	92-56
12/17	W Florida-Atlantic	99-70
12/21	W !Alabama-Birmingham	71-64
12/22	W !North Carolina State	81-64
12/23	W !Mississippi	67-62
12/27	L %vs. Miami, Fla.	64-72
1/2	W (ot) @Wisconsin	78-74
1/9	W Indiana	73(21)-56(13)
1/12	L Iowa	68(21)-71(12)
1/16	L @Michigan	74-84
1/19	W Purdue	72-43(16)
1/23	W Minnesota	89(15)-60(17)
1/27	L @Michigan State	71(15)-76(8)
1/30	W @Illinois	64(15)-61
2/6	W @Purdue	80(15)-69(19)
2/9	W Michigan	74(13)-69
2/13	W @Iowa	73(13)-69(19)
2/17	W @Indiana	69(11)-67(19)
2/20	W Northwestern	59(11)-49
2/24	W Wisconsin	63(10)-54(16)
2/27	L (ot) @Penn State	85(10)-98
3/5	W &vs. Michigan	87(12)-69
3/6	L &vs. Illinois	77(12)-79
3/11	W %vs. Murray State	72(14)-58
3/13	W %vs. Detroit	75(14)-44
3/18	W %vs. Auburn	71(14)-64(4)
3/20	W %vs. St. John's	77(14)-74(9)
3/27	L %vs. Connecticut	58(14)-64(3)

NOTE: 34 games (in italics) vacated by the NCAA
(#) Indicates AP ranking
! Puerto Rico Holiday Classic, Bayamon, Puerto Rico
% at HIP Health Plan Orange Bowl, Classic, James L. Knight Center, Sunrise, Florida & Big Ten Tournament, United Center, Chicago
**NCAA South Regional 1st, 2nd rounds, RCA Dome, Indianapolis, Indiana*
NCAA South Regional, Thompson-Boling Arena, Knoxville, Tennessee
\$ NCAA Final Four, Tropicana Field, St. Petersburg, Florida

1999-00 (Head Coach: Jim O'Brien)
W: 11, L: 3; Big Ten: 5-1
(H: 8-1, A: 3-1, N: 0-1)

W/L	Opp.	OSU(#)-OPP(#)
11/16	L %Notre Dame	57(4)-59
11/29	W Vermont	74(15)-51
12/4	W &Duquesne	87(15)-55
12/11	W Florida A&M	99(13)-47
12/13	W Coastal Carolina	83(12)-75
12/16	L @Kansas	67(12)-80(8)
12/19	W Eastern Kentucky	72(12)-40
12/22	W Toledo	64(16)-61
12/27	W Oakland	76(15)-50
12/29	W American	79(15)-43
1/6	L @Illinois	77(13)-80(19)
1/9	W Minnesota	71(13)-63
1/13	W @Wisconsin	53(17)-51
1/15	W @Northwestern	58(17)-44
1/20	W Michigan State	78(13)-67(10)
1/22	W @St. John's	65(13)-64(19)
1/29	W Purdue	68(8)-57
2/2	W Wisconsin	51(5)-48
2/6	W @Michigan	88(5)-67
2/9	L Iowa	64(5)-67
2/12	W Penn State	88(5)-75
2/15	L @Michigan State	72(7)-83(5)
2/19	W @Indiana	82(7)-71(10)
2/23	W Northwestern	69(6)-49
2/27	W Illinois	64(6)-51
3/1	W @Penn State	79(6)-73
3/4	W @Minnesota	82(6)-72



RESULTS BY YEAR

3/10 L (1)vs. Penn State66(4)-71
 3/17 W (2)vs. Appalachian State...87(8)-61
 3/19 L (2)vs. Miami, Fla.62(8)-75(23)

NOTE: 16 games (in italics) vacated by the NCAA

(#) Indicates AP ranking
 % Preseason National Invitation Tournament, Value City Arena, Columbus
 & Black Coaches Association Classic, Value City Arena, Columbus
 (1) Big Ten Tournament, United Center, Chicago
 (2) NCAA South Regional 1st, 2nd Rounds, Gaylord Entertainment Center, Nashville, Tennessee

2000-01 (Head Coach: Jim O'Brien)

W: 0, L: 0; Big Ten: 0-0

(H: 0-0, A: 0-0, N: 0-0)

W/L	Opp.	OSU(#)-OPP(#)
11/17	W Yale	65-45
11/23	W !-vs. Florida State	90-65
11/24	L !-vs. Syracuse (1)	66-77
11/25	L !-vs. Valparaiso (1)	64-67
12/2	W Eastern Kentucky	90-44
12/7	W Denver	83-46
12/10	W Massachusetts	54-51
12/13	W St. John's	71-58
12/16	W Morehead State	93-62
12/20	W Robert Morris	88-46
12/23	L Kansas	68-69(9)
12/30	W Coppin State	80-42
1/3	W Northwestern	73-56
1/6	L @Illinois	68-83(9)
1/10	L Penn State	75-78
1/13	W Minnesota	78-75
1/18	W Michigan	78-61
1/21	L @Michigan State	56-71(3)
1/24	L @Wisconsin	42-57(19)
1/27	W Michigan State	64-55(3)
1/31	L Indiana	67-70
2/3	W @Minnesota	73-66
2/7	W @Iowa	69-68(14)
2/10	W Wisconsin	63-58(16)
2/14	W @Purdue	65-64
2/17	L @Alabama	67-85(21)
2/22	W Illinois	63-61(3)
2/24	W @Northwestern	69-57
3/3	W @Penn State	93-87
3/9	L #-vs. Iowa	66(24)-75
3/15	L (ot) &-vs. Utah State	68-77

NOTE: Entire season vacated by the NCAA

! 2000 Great Alaska Shootout, Sullivan Arena, Anchorage, Alaska
 # Big Ten Tournament, United Center, Chicago
 & NCAA East Regional 1st Round, Greensboro Coliseum, Greensboro, North Carolina

2001-02 (Head Coach: Jim O'Brien)

W: 0, L: 0; Big Ten: 0-0

(H: 0-0, A: 0-0, N: 0-0)

W/L	Opp.	OSU(#)-OPP(#)
11/18	W Winthrop	78-54
11/20	W Albany	87-62
11/27	W !-N.C. State	64-50
12/2	W UNC- Wilmington	80-54
12/9	W IUPUI	83-70
12/12	W Santa Clara	88-41
12/15	L @Louisville	66-61
12/19	L Pittsburgh	62-55
12/22	W Eastern Illinois	72-59
12/29	W UNC-Greensboro	85-54
1/2	W @Purdue	79-71
1/5	W Iowa	72-62(9)
1/9	W @Massachusetts	70-62
1/12	W @Northwestern	55-48
1/16	W Penn State	76-57
1/19	W Indiana	73-67(25)
1/24	W Michigan	69(20)-47
1/26	L @Minnesota	71(20)-89
1/29	W Illinois	78(25)-67(12)
2/2	W Northwestern	58(25)-57
2/6	L (ot) @Wisconsin	92(16)-94
2/10	L @Michigan State	64(16)-67
2/16	W @Iowa	72(20)-66
2/20	L @Indiana	57(19)-63(23)
2/23	W Purdue	77(19)-66

2/26 L Michigan State76(18)-81
 3/2 W @Michigan.....84(18)-75
 3/8 W & vs. Michigan75(21)-68
 3/9 W & vs. Illinois.....94(21)-88(10)
 3/10 W #-vs. Iowa81(21)-64
 3/14 W % vs. Davidson69(14)-64
 3/16 L % vs. Missouri67(14)-83

NOTE: Entire season vacated by the NCAA

(#) Indicates AP ranking
 ! ACC/Big Ten Challenge, Value City Arena, Columbus
 & Big Ten Tournament, Conoco Fieldhouse, Indianapolis, Indiana
 % NCAA Tournament, University Arena (The Pit), Albuquerque, New Mexico

2002-03 (Head Coach: Jim O'Brien)

W: 17, L: 15; Big Ten: 7-9/T 8th

(H: 11-5, A: 3-7, N: 3-3)

W/L	Opp.	OSU(#)-OPP(#)
11/25	W Coppin State	58-51
11/29	L 1-vs. Alabama	48-54(4)
12/3	L 2-vs. Duke	76-91(4)
12/7	W Tennessee Tech.	71-64
12/14	W Morehead State	74-60
12/18	L @Pittsburgh	49-69(4)
12/21	W Seton Hall	71-54
12/23	W Radford	96-80
12/28	W Tennessee State	94-73
12/30	W Hampton	70-62
1/4	L (ot) Louisville	64-72(24)
1/9	L @Michigan State	55-66(25)
1/11	W Indiana	81-69(15)
1/15	L Michigan	50-61
1/18	L Wisconsin	52-53
1/21	L @Indiana	51-69(14)
1/25	W @Iowa	83-72
1/29	L @Purdue	65-70
2/1	W Northwestern	65-52
2/5	W Minnesota	73-68
2/9	L @Illinois	57-76(16)
2/12	W @Penn State	76-67
2/15	L @Michigan	54-70
2/22	W Purdue	52-44(24)
2/25	L Iowa	64-71
3/5	W @Northwestern	52-48
3/8	L Michigan State	58-72
3/13	W 3-vs. Iowa	66-64
3/14	W 3-vs. Wisconsin	58-50(18)
3/15	W 3-vs. Michigan State	55-54
3/16	L 3-vs. Illinois	59-72(13)
3/19	L 4-@ Georgia Tech	58-72

(#) Indicates AP ranking
 ! Hall of Fame Tipoff Classic, Springfield Civic Center, Springfield, Massachusetts
 2-ACC/Big Ten Challenge, Greensboro Coliseum, Greensboro, North Carolina
 3-Big Ten Tournament, United Center, Chicago
 4-National Invitation Tournament First Round, Alexander Memorial Coliseum, Atlanta, Georgia

2003-04 (Head Coach: Jim O'Brien)

W: 14, L: 16; Big Ten: 6-10/9th

(H: 8-7, A: 3-7, N: 3-2)

W/L	Opp.	OSU(#)-OPP(#)
11/21	L @San Francisco	65-76
11/24	L 1-vs. San Diego State	61-83
11/25	W 1-vs. Central Michigan	77-71
11/26	W 1-vs. Villanova	67-66
12/3	L 2-Georgia Tech	53-73(13)
12/6	W 3-vs. Virginia Tech	62-57
12/13	W Samford	80-62
12/17	W Furman	70-68
12/20	L @Seton Hall	59-75
12/23	W Eastern Illinois	69-50
12/28	W Dartmouth	71-58
12/30	W Maryland-Baltimore Co.	60-44
1/4	L Texas Tech	72-80
1/7	L @Illinois	63-85(19)
1/10	L @Penn State	47-64
1/17	W Minnesota	73-62
1/20	L Indiana	61-69
1/24	L @Iowa	65-79
1/28	L Wisconsin	57-69(17)
1/31	W @Purdue	65-59(21)



2006-07 Buckeyes — Big Ten Champions

Row 1 (left to right): David Lighty, Ivan Harris, Ron Lewis, Jamar Butler, Mike Conley Jr.
 Row 2 (left to right): Sam Payne, Othello Hunter, Kyle Madsen, Greg Oden, Matt Terwilliger, Daequan Cook.

2/4	W Northwestern	72-64
2/7	L Michigan State	70-84
2/14	L @Wisconsin	48-78(17)
2/18	L Iowa	67-78
2/21	W @Indiana	59-56
2/25	W @Minnesota	70-59
2/29	L @Michigan	64-75
3/3	W Penn State	71-64
3/7	L Illinois	63-64(18)
3/11	L 4-vs. Indiana	69-83

(#) Indicates AP ranking
 1-EA Sports Maui Invitational, Lahaina Civic Center, Lahaina, Hawaii
 2-Big Ten/ACC Challenge, Value City Arena, Columbus, Ohio
 3-Nationwide Arena, Columbus, Ohio
 4-Big Ten Tournament, Conoco Fieldhouse, Indianapolis, Indiana

2004-05 (Head Coach: Thad Matta)

W: 20, L: 12; Big Ten: 8-8/6th

(H: 15*-2, A: 2-8, N: 3-2)

***Includes 1-0 rcd. at St. John Arena**

W/L	Opp.	OSU(#)-OPP(#)
11/5	W 1-Towson University	74-53
11/16	W 1-Robert Morris	82-50
11/19	W Delaware	74-49
11/23	W 2-vs. Houston	78-61
11/24	L (ot) 2-vs. Creighton	63-65
11/27	W 3-Tenn.-Chattanooga	84-67
12/1	L 4-@Clemson	73-80
12/11	W Portland State	78-54
12/16	W 5-@Texas Tech	77-71
12/19	W Morehead State	74-48
12/22	W Mercer	102-77
12/28	W New Hampshire	77-59
12/31	W St. Joseph's	72-61
1/5	L @Illinois	65-84(1)
1/8	W Iowa	81-69(14)
1/11	L @Wisconsin	72-66
1/15	L (2ot) @Louisiana State	101-113
1/19	L (ot) Minnesota	56-60
1/22	L @Indiana	60-67
1/26	W Penn State	68-62
1/29	W @Northwestern	65-52
2/2	W Purdue	75-65
2/5	W Michigan	72-46
2/9	L @Michigan State	69-83(13)
2/12	W @Penn State	66-56
2/15	W Indiana	57-44
2/19	L @Minnesota	50-52
2/27	L Wisconsin	56-64(20)
3/2	L @Iowa	72-74
3/6	W Illinois	65-64(1)

3/10	W 6-vs. Penn State	72-69
3/11	L 6-vs. Wisconsin	49-60(20)

(#) Indicates AP ranking
 1-Guardians Classic, Value City Arena, Columbus
 2-Guardians Classic, Municipal Auditorium, Kansas City, Missouri
 3-St. John Arena, Columbus, Ohio
 4-Big Ten/ACC Challenge, Littlejohn Coliseum, Clemson, South Carolina
 5-American Airlines Center, Dallas, Texas
 6-Big Ten Tournament, United Center, Chicago

2005-06 (Head Coach: Thad Matta)

W: 26, L: 6; Big Ten: 12-4/1st

(H: 16-1, A: 6-3, N: 4-2)

W/L	Opp.	OSU(#)-OPP(#)
11/20	W Chicago State	81-52
11/22	W (ot) Butler	79-69
11/28	W 1-Virginia Tech	69-59
12/10	W 2-@St. Joseph's	81-74
12/12	W Norfolk State	92-59
12/14	W Belmont	85-75
12/17	W 3-vs. Iowa State	70-67
12/23	W Tennessee St.	74(24)-65
12/28	W Gardner-Webb	87(21)-58
12/31	W Louisiana State	78(21)-76
1/5	W Penn State	104(18)-69
1/7	L @Indiana	79(18)-81(16)
1/11	W @Purdue	80(19)-64
1/15	L (2ot) Michigan State	59(19)-62(14)
1/18	W Wisconsin	77(19)-67(15)
1/21	W @Penn State	75(19)-65
1/28	L @Iowa	62(16)-67
1/30	W Florida A&M	95(20)-53
2/4	W Minnesota	67(20)-53
2/9	W @Michigan	94(19)-85(22)
2/12	W Illinois	69(19)-53(10)
2/15	L @Wisconsin	73(12)-78
2/18	W Northwestern	61(12)-52
2/22	W @Michigan State	79(13)-68(18)
2/25	W Michigan	64(13)-54
3/1	W @Northwestern	56(9)-53
3/5	W Purdue	76(9)-57
3/10	W 4-vs. Penn State	63(7)-56
3/11	W 4-vs. Indiana	52(7)-51
3/12	L 4-vs. Iowa	60(7)-67(20)
3/17	W 5-vs. Davidson	70(6)-62
3/19	L 5-vs. Georgetown	52(6)-70(23)

1-Big Ten/ACC Challenge, Value City Arena, Columbus, Ohio
 2-Palestra, Philadelphia, Pennsylvania
 3-Wells Fargo Arena, Des Moines, Iowa
 4-Big Ten Tournament, Conoco Fieldhouse, Indianapolis, Indiana
 5-NCAA Tournament Minneapolis Regional 1st, 2nd Rnds., University of Dayton Arena, Dayton, Ohio



RESULTS BY YEAR

2006-07 (Head Coach: Thad Matta)

W: 35, L: 4, Big Ten: 15-1st
(H: 18-0, A: 7-3, N: 10-1)

W/L	Opp.	OSU (#)-OPP(#)
11/10	W 1-Virginia Military	107(7)-69
11/11	W 1-Loyola (Chicago)	87(7)-75
11/12	W 1-Kent State	81(7)-59
11/17	W Eastern Kentucky	74(5)-45
11/20	W San Francisco	82(4)-60
11/24	W 2-Youngstown State	91(4)-57
11/29	L 3-vs. North Carolina	89(3)-98(7)
12/2	W Valparaiso	78(3)-58
12/9	W Cleveland State	78(5)-57
12/16	W 4-vs. Cincinnati	72(4)-50
12/19	W Iowa State	75(3)-56
12/23	L @Florida	60(3)-86(5)
12/30	W Coppin State	91(6)-54
1/2	W Indiana	74(6)-67
1/6	W @Illinois	62(6)-44
1/9	L @Wisconsin	69(5)-72(3)
1/13	W Tennessee	68(5)-66(6)
1/17	W Northwestern	73(7)-41
1/20	W Iowa	82(7)-63
1/24	W @Northwestern	59(5)-50
1/27	W Michigan State	66(5)-64
1/31	W @Purdue	78(4)-60
2/3	W @Michigan State	63(4)-54
2/6	W Michigan	76(3)-63
2/10	W Purdue	63(3)-56
2/14	W @Penn State	64(2)-62
2/18	W @Minnesota	85(2)-67
2/21	W Penn State	68(2)-60
2/25	W Wisconsin	49(2)-48(1)
3/3	W @Michigan	65(1)-61
3/9	W 5-vs. Michigan	72(1)-62
3/10	W 5-vs. Purdue	63(1)-52
3/11	W 5-vs. Wisconsin	66(1)-49(3)
3/15	W 6-vs. Central Conn. St.	78(1)-57
3/17	W (ot) 6-vs. Xavier	73(1)-71
3/22	W 7-vs. Tennessee	85(1)-84(22)
3/24	W 7-vs. Memphis	92(1)-76(5)
3/31	W 8-vs. Georgetown	67(1)-60(9)
4/2	L 8-vs. Florida	75(1)-84(6)

1-Black Coaches Association Classic, Value City Arena Columbus, Ohio
2-Nationwide Arena, Columbus, Ohio
3-Big Ten/ACC Challenge, Dean Smith Center, Chapel Hill, North Carolina
4-Wooden Tradition, Conesco Fieldhouse, Indianapolis, Indiana
5-Big Ten Tournament, United Center, Chicago
6-NCAA First and Second Rounds, Rupp Arena, Lexington, Kentucky
7-NCAA South Regionals, Alamodome, San Antonio, Texas
8-NCAA Final Four, Georgia Dome, Atlanta, Georgia

2/10	L Indiana	53-59(14)
2/13	W @Northwestern	65-47
2/17	L @Michigan	70-80
2/24	L Wisconsin	53-58(11)
2/26	L @Indiana	69-72(12)
3/1	L @Minnesota	57-71
3/4	W (ot) Purdue	80-77(15)
3/9	W Michigan State	63-54(17)
3/14	L 6-vs. Michigan State	60-67(19)
3/18	W 7-vs. UNC Asheville	84-66
3/24	W 3/7-vs. California	73-56
3/26	W 7-vs. Dayton	74-63
4/1	W 8-vs. Mississippi	81-69
4/3	W 8-vs. Massachusetts	92-85

1-Dick's Sporting Goods National Invitation Tournament Season Tip-Off, Columbus
2-Dick's Sporting Goods NIT Season Tip-Off, Madison Square Garden, New York
3-St. John Arena, Columbus
4-Big Ten/ACC Challenge, Value City Arena, Columbus
5-Quicken Loans Arena, Cleveland, Ohio
6-Big Ten Tournament, Conesco Fieldhouse, Indianapolis, Indiana
7-MasterCard National Invitation Tournament, Columbus
8-MasterCard National Invitation Tournament, Madison Square Garden, New York City

2008-09 (Head Coach: Thad Matta)

W: 22, L: 11, Big Ten: 10-8/T-4th
(H: 15-3, A: 4-6, N: 3-2)

W/L	Opp.	OSU (#)-OPP(#)
11/20	W 1-Delaware State	70-42
11/24	W Bowling Green	61-57
11/29	W Samford	59-22
12/2	W 2-@ Miami, Fla.	73-68(21)
12/6	W 3-vs. Notre Dame	67-62(7)
12/13	W Butler	54(21)-51
12/17	W Jacksonville	81(17)-68
12/20	W Iona	71(17)-53
12/22	W UNC Asheville	83(15)-59
12/27	L West Virginia	48(15)-76
12/31	W Iowa	68(24)-65
1/3	L @Minnesota	59(24)-68(21)
1/6	L @Michigan State	58-67(8)
1/9	W Houston Baptist	89-66
1/13	W Indiana	77-53
1/17	W @Michigan	64-58(25)
1/20	L @Illinois	49-67(25)
1/25	L Michigan State	67-78(7)
1/28	W Michigan	72-54
1/31	W @Indiana	93-81
2/3	W (ot) Purdue	82-70(12)
2/7	W Minnesota	64-58 (19)
2/14	L @Wisconsin	50(24)-55
2/18	L @Northwestern	69-72
2/22	L Illinois	68-70(18)
2/24	W Penn State	73-59
2/28	L @Purdue	50-75(16)
3/3	W @Iowa	60-58
3/8	W Northwestern	52-47
3/13	W 4-vs. Wisconsin	61-57
3/14	W 4-vs. Michigan State	82-70(7)
3/15	L 4-vs. Purdue	61-65(24)
3/20	L (2ot) 5-vs. Siena	72-74

1-St. John Arena, Columbus
2-Big Ten/ACC Challenge, Bank United Center, Miami, Florida
3-Lucas Oil Stadium, Indianapolis, Indiana
4-Big Ten Tournament, Conesco Fieldhouse, Indianapolis, Indiana
5-NCAA Tournament, University of Dayton Arena, Dayton, Ohio



2009-10 Buckeyes — Big Ten Champions

Row 1 (L to R): Jeremie Simmons, Danny Peters, Kyle Madsen, P.J. Hill, Mark Titus, David Lighty.
Row 2 (L to R): William Buford, Nikola Kecman, Zisis Sarikopoulos, Dallas Lauderdale, Evan Turner, Jon Diebler, Walter Offutt.

2009-10 (Head Coach: Thad Matta)

W: 29, L: 8, Big Ten: 14-4/T-1st
(H: 17-1, A: 6-5, N: 6-2)

W/L	Opp.	OSU (#)-OPP(#)
11/9	W 1-Alcorn State	100(16)-60
11/12	W 1-James Madison	74(16)-44
11/19	L 2-vs. North Carolina	73(15)-77(6)
11/20	W 2-vs. California	76(15)-70(13)
11/24	W Lipscomb	84(17)-64
11/28	W St. Francis (Pa.)	110(17)-47
12/2	W 3-Florida State	77(15)-64(21)
12/5	W Eastern Michigan	111(15)-60
12/12	L @Butler	66(13)-74(22)
12/16	W Presbyterian	78(18)-48
12/19	W Delaware State	60(18)-44
12/22	W Cleveland State	72(17)-59
12/31	L @Wisconsin	43(15)-65(23)
1/3	L @Michigan	64(15)-73
1/6	W Indiana	79-54
1/9	L @Minnesota	62-73
1/12	W @Purdue	70-66(6)
1/16	W Wisconsin	60-51(13)
1/19	W Northwestern	76(21)-56
1/23	L @West Virginia	65(21)-71(11)
1/27	W @Iowa	65(20)-57
1/31	W Minnesota	85(20)-63
2/3	W Penn State	75(13)-62
2/7	W Iowa	68(13)-58
2/10	W @Indiana	69(13)-52
2/14	W @Illinois	72(13)-53
2/17	L Purdue	57(9)-60(4)
2/21	W @Michigan State	74(9)-67(11)
2/24	W @Penn State	75(9)-67
2/27	W Michigan	66(9)-55
3/2	W Illinois	73(6)-57
3/12	W 4-vs. Michigan	69(5)-68
3/13	W (2ot) 4-vs. Illinois	88(5)-81
3/14	W 4-vs. Minnesota	90(5)-61
3/19	W 5-vs. UC Santa Barbara	68(5)-51
3/21	W 5-vs. Georgia Tech	75(5)-66
3/26	L 6-vs. Tennessee	73(5)-76(15)

1-2K Sports Classic, Value City Arena, Columbus
2-2K Sports Classic, Madison Square Garden, New York City
3-Big Ten/ACC Challenge, Value City Arena, Columbus
4-Big Ten Tournament, Conesco Fieldhouse, Indianapolis, Indiana
5-NCAA 1st, 2nd Rounds, Bradley Center, Milwaukee, Wisconsin
6-NCAA Midwest Regional, Edward Jones Dome, St. Louis, Missouri

2010-11 (Head Coach: Thad Matta)

W: 34, L: 3, Big Ten: 16-2/1st
(H: 20-0, A: 9-2, N: 5-1)

W/L	Opp.	OSU (#)-OPP(#)
11/12	W 1-North Carolina A&T	102(4)-61
11/16	W 2-@Florida	93(4)-75(9)
11/20	W 1-UNC Wilmington	81(4)-41
11/23	W 1-Morehead State	64(3)-45
11/26	W Miami (Ohio)	66(3)-45
11/30	W 3-@Florida State	58(2)-44
12/9	W IUPUI	75(2)-64
12/12	W 4-Western Carolina	85(2)-60
12/15	W Florida Gulf Coast	83(2)-55
12/18	W South Carolina	79(2)-57
12/21	W UNC Asheville	96(2)-49
12/23	W Oakland	92(2)-63
12/27	W Tennessee-Martin	100(2)-40
12/31	W @Indiana	85(2)-67
1/4	W @Iowa	73(2)-68
1/9	W Minnesota	67(2)-64
1/12	W @Michigan	68(2)-64
1/15	W Penn State	69(2)-66
1/19	W Iowa	70(1)-48
1/22	W @Illinois	73(1)-68(23)
1/25	W Purdue	87(1)-64(12)
1/29	W @Northwestern	58(1)-57
2/3	W Michigan	62(1)-53
2/6	W @Minnesota	82(1)-69(18)
2/12	L @Wisconsin	67(1)-71(13)
2/15	W Michigan State	71(2)-61
2/20	L @Purdue	63(2)-76(11)
2/22	W Illinois	89(2)-70
2/27	W Indiana	82(2)-61
3/1	W @Penn State	82(1)-61
3/6	W Wisconsin	93(1)-65(10)
3/11	W (ot) 5-vs. Northwestern	67(1)-61
3/12	W 5-vs. Michigan	68(1)-61
3/13	W 5-vs. Penn State	71(1)-60
3/18	W 6-vs. Texas-San Antonio	75(1)-66
3/20	W 6-vs. George Mason	98(1)-66
3/25	L 7-vs. Kentucky	60(1)-62(11)

1-Global Sports Invitational, Value City Arena, Columbus
2-Global Sports Invitational, Stephen C. O'Connell Center, Gainesville, Florida
3-Big Ten/ACC Challenge, Tucker Center, Tallahassee, Florida
4-St. John Arena, Columbus
5-Big Ten Tournament, Conesco Fieldhouse, Indianapolis, Indiana
6-NCAA Tournament 2nd, 3rd Rounds, Quicken Loans Arena, Cleveland, Ohio
7-NCAA Tournament East Regional Semifinals, Prudential Center, Newark, New Jersey



RESULTS BY YEAR

2011-12 (Head Coach: Thad Matta)

W: 31, L: 8, Big Ten: 13-5/T-1st

(H: 18-2, A: 7-4, N: 6-2)

W/L	Opp	OSU (#)-OPP(#)
11/11	W 1-Wright State	73(3)-42
11/15	W 1-Florida	81(3)-74(7)
11/18	W 1-Jackson State	85(3)-41
11/21	W 1-North Florida	85(3)-50
11/23	W Virginia Military	107(3)-74
11/25	W Valparaiso	80(3)-47
11/29	W 2-Duke	85(2)-63(3)
12/3	W Texas-Pan American	64(2)-35
12/10	L @Kansas	67(2)-78(13)
12/14	W South Carolina-Upstate	82(2)-58
12/17	W @South Carolina	74(2)-66
12/20	W Lamar	70(2)-50
12/22	W 3-Miami (Ohio)	69(2)-40
12/28	W Northwestern	87(2)-54
12/31	L @Indiana	71(2)-74(13)
1/3	W Nebraska	71(6)-40
1/7	W @Iowa	76(6)-47
1/10	L @Illinois	74(5)-79
1/15	W Indiana	80(5)-63(7)
1/21	W @Nebraska	79(6)-45
1/25	W Penn State	78(4)-54
1/29	W Michigan	64(4)-49(20)
2/4	W @Wisconsin	58(3)-52(19)
2/7	W Purdue	87(3)-84
2/11	L Michigan State	48(3)-58(11)
2/14	W @Minnesota	78(6)-68
2/18	L @Michigan	51(6)-56(17)
2/21	W Illinois	83(8)-67
2/26	L Wisconsin	60(8)-63(16)
2/29	W @Northwestern	75(10)-73
3/4	W @Michigan State	72(10)-70(5)
3/9	W 4-vs. Purdue	88(7)-71
3/10	W 4-vs. Michigan	77(7)-55(10)
3/11	L 4-vs. Michigan State	64(7)-68(8)
3/15	W 5-vs. Loyola (Md.)	78(7)-59
3/17	W 5-vs. Gonzaga	73(7)-66
3/22	W 6-vs. Cincinnati	81(7)-66
3/24	W 6-vs. Syracuse	77(7)-70(2)
3/31	L 7-vs. Kansas	62(7)-64(6)

1-Global Sports Shootout, Value City Arena, Columbus
 2-Big Ten/ACC Challenge, Value City Arena, Columbus
 3-Nationwide Arena, Columbus, Ohio
 4-Big Ten Tournament, Bankers Life Fieldhouse, Indianapolis, Indiana
 5-NCAA Tournament 2nd-3rd Rounds, CONSOL Energy Center, Pittsburgh, Pennsylvania
 6-NCAA East Regional, TD Garden, Boston, Massachusetts
 7-NCAA Final Four, Mercedes-Benz Superdome, New Orleans

2/17	L @Wisconsin	49(13)-71(20)
2/20	W Minnesota	71(18)-45
2/24	W Michigan State	68(18)-60(4)
2/28	W @Northwestern	63(16)-53
3/5	W @Indiana	67(14)-58(2)
3/10	W Illinois	68(14)-55
3/15	W 4-vs. 10-Nebraska	71(10)-50
3/16	W 4-vs. 3-Michigan State	61(10)-58(8)
3/17	W 4-vs. 4-Wisconsin	50(10)-43(22)
3/22	W 5-vs. Iowa	95(7)-70
3/24	W 5-vs. Iowa State	78(7)-75
3/28	W 6-vs. Arizona	73(7)-70(22)
3/30	L 6-vs. Wichita State	66(7)-70

1-Basketball Hall of Fame Tip-Off, Value City Arena, Columbus, Ohio
 2-Basketball Hall of Fame Tip-Off, Mohegan Sun Arena, Uncasville, Connecticut
 3-Big Ten/ACC Challenge, Cameron Indoor Stadium, Durham, North Carolina
 4-Big Ten Tournament, United Center, Chicago
 5-NCAA West Regional 2nd-3rd Rounds, University of Dayton Arena, Dayton, Ohio
 6-NCAA West Regional, Staples Center, Los Angeles

2013-14 (Head Coach: Thad Matta)

W: 25, L: 10, Big Ten: 10-8/5th

(H: 17-3, A: 5-5, N: 3-2)

W/L	Opp	OSU (#)-OPP(#)
11/9	W Morgan State	89(11)-50
11/12	W Ohio University	79(10)-69
11/16	W @Marquette	52(10)-35(17)
11/20	W American	63(8)-52
11/25	W Wyoming	65(7)-50
11/29	W North Florida	99(7)-64
12/4	W 1-Maryland	76(5)-60
12/7	W Central Connecticut State	74(5)-56
12/11	W 2-Bryant	86(3)-48
12/14	W 2-North Dakota State	79(3)-62
12/18	W 2-Delaware	76(3)-64
12/21	W 3-vs. Notre Dame	64(3)-61
12/27	W Louisiana-Monroe	71(3)-31
12/31	W @Purdue	78(3)-69
1/4	W Nebraska	84(3)-53
1/7	L (ot) @Michigan State	68(3)-72(5)
1/12	L Iowa	74(3)-84(20)
1/16	L @Minnesota	53(11)-63
1/20	L @Nebraska	62(17)-68
1/23	W Illinois	62(17)-55
1/29	L (ot) Penn State	70(24)-71
2/1	W @Wisconsin	59(24)-58(14)
2/4	W @Iowa	76-69(17)
2/8	W Purdue	67-49
2/11	L Michigan	60(22)-70(15)
2/15	W @Illinois	48(22)-39
2/19	W Northwestern	76(24)-60
2/22	W Minnesota	64(24)-46
2/27	L @Penn State	63(22)-65
3/2	L @Indiana	64(22)-72
3/9	W Michigan State	69-67(22)
3/13	W 4-vs. Purdue	63(24)-61
3/14	W 4-vs. Nebraska	71(24)-67
3/15	L 4-vs. Michigan	69(24)-72(8)
3/20	L 5-vs. Dayton	59(22)-60

1-Big Ten/ACC Challenge, Value City Arena, Columbus
 2-Gotham Classic, Value City Arena, Columbus
 3-Gotham Classic, Madison Square Garden, New York City
 4-Big Ten Tournament, Bankers Life Fieldhouse, Indianapolis, Indiana
 5-2014 NCAA Tournament, First Niagara Center, Buffalo, New York

2014-15 (Head Coach: Thad Matta)

W: 24, L: 11, Big Ten: 11-7/6th

(H: 18-2, A: 4-6, N: 2-3)

W/L	Opp	OSU (#)-OPP(#)
11/14	W UMass-Lowell	92(20)-55
11/18	W Marquette	74(20)-63
11/23	W 1-Sacred Heart	106(20)-48
11/26	W 1-Campbell	91(16)-64
11/28	W 1-James Madison	73(16)-56
12/2	L 2-@Louisville	55(14)-64(5)
12/6	W 1-Colgate	70(14)-50
12/10	W High Point (ESPNU)	97(12)-43



2010-11 Buckeyes — Big Ten Champions

Row 1 (left to right): Evan Ravenel, Nikola Kecman, Dallas Lauderdale, Jon Diebler, David Lighty, William Buford, Eddie Days.

Row 2 (left to right): Lenzelle Smith Jr., Jordan Sibert, Deshaun Thomas, Jared Sullinger, J.D. Weatherspoon, Aaron Craft.



2011-12 Buckeyes — Big Ten Champions

Row 1 (left to right): Lenzelle Smith, Jr., Deshaun Thomas, Shannon Scott, William Buford, Jordan Sibert, Aaron Craft

Row 2 (left to right): Alex Rogers, J.D. Weatherspoon, LaQuinton Ross, Jared Sullinger, Amir Williams, Trey McDonald, Evan Ravenel, Sam Thompson

12/13	W Morehead State	87(12)-71
12/17	W 3-N. Carolina A&T	97(12)-55
12/20	L 4-vs. North Carolina	74(12)-82(24)
12/22	W Miami, Ohio	93(21)-55
12/27	W Wright State	100(21)-55
12/30	L Iowa	65(20)-71
1/3	W Illinois	77(20)-61
1/6	W (ot) @Minnesota	74(22)-72
1/10	L @Indiana	66(22)-69
1/13	W Michigan	71-52
1/17	L @Iowa	67-76
1/22	W @Northwestern	69-67
1/25	W Indiana	82-70(23)
1/29	W Maryland	80-56(16)
2/4	L @Purdue	58(20)-60
2/8	W @Rutgers	79(20)-60
2/11	W Penn State	75(23)-55
2/14	L @Michigan State	56(23)-59
2/22	L @Michigan	57(24)-64
2/26	W Nebraska	81-57
3/1	W Purdue	65-61
3/4	W @Penn State	77(23)-67
3/8	L Wisconsin	48(23)-72(6)
3/12	W 5-vs. Minnesota	79-73
3/13	L 5-vs. Michigan State	67-76
3/19	W (ot) 6-vs. VCU	75-72(25)
3/21	L 6-vs. No. 5 Arizona	58-73(5)

4-CBS Sports Classic, United Center, Chicago
 5-Big Ten Tournament, United Center, Chicago
 6-NCAA Tournament 2nd, 3rd Rounds, Moda Center, Portland, Oregon

2015-16 (Head Coach: Thad Matta)

W: 21, L: 14, Big Ten: 11-7/7th

(H: 15-6, A: 4-6, N: 2-2)

W/L	Opp	OSU (#)-OPP(#)
11/15	W Mount St. Mary's	76-54
11/17	W 1-Grambling	82-55
11/20	L 1-Univ. Texas-Arlington	68-73
11/24	L 1-Louisiana Tech	74-82
11/27	L (ot) 2-vs. Memphis	81-76
12/1	L 3-Virginia	58-64(10)
12/5	W Virginia Military Institute	89-62
12/8	W Air Force	74-50
12/12	L @ Connecticut	55-75
12/16	W Northern Illinois	67-54
12/19	W 4-vs. Kentucky	74-67(4)
12/22	W Mercer	64-44
12/27	W South Carolina State	73-57
12/30	W Minnesota	78-63
1/3	W Illinois	75-73
1/6	W @ Northwestern	65-56
1/10	L @ Indiana	60-85
1/13	W Rutgers	94-68
1/16	L @ Maryland	65-100(3)
1/21	L @ Purdue	64-75(22)
1/25	W Penn State	66-46



RESULTS BY YEAR

1/28	W (ot)	@ Illinois	68-63
1/31	L	Maryland	61-66(8)
2/4	L	@ Wisconsin	68-79
2/9	W	Northwestern	71-63
2/13	W	@ Rutgers	79-69
2/16	W	Michigan	76-66
2/20	W (ot)	@ Nebraska	65-62
2/23	L	Michigan State	62-81(6)
2/28	W	Iowa	68-64(8)
3/5	L	@ Michigan State	76-91(2)
3/10	W	5-vs. 10-Penn State	79-75
3/11	L	5-vs. 2-Michigan State	54-81(2)
3/15	W (ot)	6- Akron	72-63
3/20	L	6-Florida	66-74
<i>1-Hall of Fame Classic, Value City Arena, Columbus</i>			
<i>2-Hall of Fame Classic, AmericanAirlines Arena, Miami, Florida</i>			
<i>3-Big Ten/ACC Challenge, Value City Arena, Columbus</i>			
<i>4-CBS Sports Challenge, Barclays Center, Brooklyn, New York</i>			
<i>5-Big Ten Tournament, Bankers Life Fieldhouse, Indianapolis, Indiana</i>			
<i>6-National Invitation Tournament, Value City Arena, Columbus</i>			

2016-17 (Head Coach: Thad Matta)

W: 17, L: 15, Big Ten: 7-11/11th

(H: 13-6, A: 4-7, N: 0-2)

W/L	Opp.	OSU (#)-OPP(#)
11/1	W 1-@Navy	78-68
11/4	W 2-North Carolina Central	69-63
11/7	W 3-Providence	72-67
11/21	W 2-Western Carolina	66-38
11/23	W 2-Jackson State	78-47
11/25	W 2-Marshall	111-70
11/30	L 4-@Virginia	61-63(6)
12/3	W Fairleigh Dickinson	70-62
12/6	L (ot) Florida Atlantic	77-79
12/10	W Connecticut	64-60
12/17	L 5-vs. UCLA	73-86(2)
12/20	W Youngstown State	77-40
12/22	W UNC Asheville	79-77
1/1	L @Illinois	70-75
1/5	L Purdue	75-76(20)
1/8	L @Minnesota	68-78
1/12	L @Wisconsin	66-89(18)
1/15	W Michigan State	72-67
1/18	W @Nebraska	67-66
1/22	L Northwestern	72-74
1/25	W Minnesota	78-72
1/28	L @Iowa	72-85
1/31	L Maryland	71-77(17)
2/4	W @Michigan	70-66
2/8	W Rutgers	70-64
2/11	L @Maryland	77-86(21)
2/14	L @Michigan State	66-74
2/18	L Nebraska	57-58
2/23	W Wisconsin	83-73(16)
2/28	W @Penn State	71-70
3/4	L Indiana	92-96
3/8	L 6-Rutgers	57-66

1-Veterans Classic, Alumni Hall, Annapolis, Maryland

2-Global Sports Invitational, Value City Arena, Columbus

3-Gavitt Tipoff Games, Value City Arena, Columbus

4-Big Ten/ACC Challenge, John Paul Jones Arena, Charlottesville, Virginia

5-CBS Sports Classic, T-Mobile Arena, Las Vegas, Nevada

6-Big Ten Tournament, Verizon Center, Washington, D.C.

2017-18 (Head Coach: Chris Holtmann)

W: 25, L: 9, Big Ten: 15-3/2nd

(H: 16-2, A: 6-2, N: 3-5)

W/L	Opp.	OSU (#)-OPP(#)
11/10	W Robert Morris	95-64
11/12	W Radford	82-72
11/16	W Texas Southern	82-64
11/19	W 1-Northeastern	80-55
11/23	L 2-vs. Gonzaga	59-86(17)
11/24	W 2a-vs. Stanford	79-71
11/26	L (ot) 2-vs. Butler	66-67
11/29	L 3-Clemson	65-79
12/2	W @Wisconsin	83-58
12/4	W Michigan	71-62

12/9	W William & Mary	97-62
12/16	W Appalachian State	80-67
12/19	W The Citadel	94-65
12/23	L 4-vs. North Carolina	72-86(5)
12/30	W Miami (Ohio)	72-59
1/4	W @Iowa	92-81
1/7	W Michigan State	80-64(1)
1/11	W Maryland	91-69
1/14	W @Rutgers	68-46
1/17	W 5-@Northwestern	71(22)-65
1/20	W 6-vs. Minnesota	67(22)-49
1/22	W Nebraska	64(13)-59
1/25	L Penn State	79(13)-82
1/30	W Indiana	71(17)-56
2/4	W Illinois	75(17)-67
2/7	W @Purdue	64(14)-63(3)
2/10	W Iowa	82(14)-64
2/15	L @Penn State	56(8)-79
2/18	L @Michigan	62(8)-74(22)
2/20	W Rutgers	79(16)-52
2/23	W (2ot) @Indiana	80(16)-78
3/2	L 7-vs. Penn State	68(13)-69
3/15	W 8-vs. South Dakota St.	81(17)-73
3/17	L 8-vs. Gonzaga	84(17)-90(6)
<i>1-PK80, Value City Arena, Columbus</i>		
<i>2-PK80, Veterans Memorial Coliseum, Portland, Oregon</i>		
<i>2a-PK80, Moda Center, Portland, Oregon</i>		
<i>3-Big Ten/ACC Challenge, Value City Arena, Columbus</i>		
<i>4-CBS Sports Classic, Smoothie King Center, New Orleans</i>		
<i>5-Allstate Arena, Rosemont, Illinois</i>		
<i>6-Madison Square Garden, New York City</i>		
<i>7-Big Ten Tournament, Madison Square Garden, New York City</i>		
<i>8-NCAA Tournament 1st, 2nd Rounds, Taco Bell Arena, Boise, Idaho</i>		

2018-19 (Head Coach: Chris Holtmann)

W: 20, L: 15, Big Ten: 8-12/8th

(H: 12-6, A: 4-7, N: 4-2)

W/L	Opp.	OSU (#)-OPP(#)
11/7	W @Cincinnati	64-56
11/11	W 1-Purdue Fort Wayne	107-61
11/15	W 2-@Creighton	69-60
11/18	W 1-South Carolina State	89-61
11/20	W 1-Samford	68(23)-50
11/23	W 3-Cleveland State	89(23)-62
11/28	L 4-Syracuse	62(16)-72
12/2	W Minnesota	79(16)-59
12/5	W 5-@Illinois	77(19)-67
12/15	W Bucknell	73(15)-71
12/18	W Youngstown State	75(15)-56
12/22	W 6-vs. UCLA	80(15)-66
12/29	W High Point	82(13)-64
1/5	L Michigan State	77(14)-86(8)
1/9	L @Rutgers	61(16)-64
1/12	L @Iowa	62(16)-72
1/18	L Maryland	61-75(19)
1/23	L Purdue	67-79
1/26	W @Nebraska	70-60

The Buckeyes at the Conseco/Bankers Life/Gainbridge Fieldhouse in Indianapolis

The Buckeyes first played at Conseco Fieldhouse in Indianapolis at the 2004 Big Ten Tournament, a loss to Indiana. Overall, Ohio State has built a record of 16-7 with Big Ten Tournament titles in 2010 and 2011. The Buckeyes also own a win over Cincinnati in the 2006 Wooden Tradition at Conseco. The facility changed names to Bankers Life Fieldhouse before Ohio State played in the 2012 Big Ten Tournament.

Ohio State at Conseco/Bankers Life/Gainbridge Fieldhouse (16-7)

3/11/04	L 1-vs. Indiana	69-83
3/10/06	W 1-vs. Penn State	63(7)-56
3/11/06	W 1-vs. Indiana	52(7)-51
3/12/06	L 1-vs. Iowa	60(7)-67(20)
12/16/06	W 2-vs. Cincinnati	72(4)-50
3/14/08	L 1-vs. Michigan State	60-67(19)
3/13/09	W 1-vs. Wisconsin	61-57
3/14/09	W 1-vs. Michigan State	82-70(7)

1/29	L @Michigan	49-65(5)
2/2	W Rutgers	76-62
2/7	W Penn State	74-70
2/10	W @Indiana	55-52
2/14	L Illinois	56-63
2/17	L @Michigan State	44-62(11)
2/20	W Northwestern	63-49
2/23	L @Maryland	62-72(24)
2/26	W Iowa	90-70(22)
3/2	L @Purdue	51-86(14)
3/6	L @Northwestern	50-68
3/10	L (ot) Wisconsin	67-73(21)
3/14	W 7-vs. Indiana	79-75
3/15	L 7-vs. Michigan State	70-77(6)
3/22	W 8-vs. Iowa State	62-59(24)
3/24	L 8-vs. Houston	59-74(11)
<i>1-Buckeye Classic, Value City Arena, Columbus</i>		
<i>2-Gavitt Games, CHI Health Center Omaha, Omaha, Nebraska</i>		
<i>3-Buckeye Classic, St. John Arena, Columbus</i>		
<i>4-Big Ten/ACC Challenge, Value City Arena, Columbus</i>		
<i>5-United Center, Chicago</i>		
<i>6-CBS Sports Classic, United Center, Chicago</i>		
<i>7-Big Ten Tournament, United Center, Chicago</i>		
<i>8-NCAA Tournament 1st Round, BOK Center, Tulsa, Oklahoma</i>		

2019-20 (Head Coach: Chris Holtmann)

W: 21, L: 10, Big Ten: 11-9/5th-T

(H: 16-2, A: 4-7, N: 1-1)

W/L	Opp.	OSU (#)-OPP(#)
11/6	W Cincinnati	64(18)-56
11/10	W UMass Lowell	76(18)-56
11/13	W 1-Villanova	76(16)-51(10)
11/18	W 2-Stetson	86(10)-51
11/22	W 2-Purdue FW	85(10)-46
11/25	W 2a-Kent State	71(10)-52
11/29	W Morgan State	90(10)-57
12/4	W 3-@North Carolina	74(6)-49(7)
12/7	W Penn State	106(6)-74
12/15	L @Minnesota	71(3)-84
12/17	W Southeast Missouri	80(5)-48
12/21	W 4-vs. Kentucky	71(5)-65(6)
12/29	L 5-vs. West Virginia	59(2)-67(22)
1/3	L Wisconsin	57(5)-61
1/7	L @Maryland	55(11)-65(12)
1/11	L @Indiana	54(11)-66
1/14	W Nebraska	80(21)-68
1/18	L @Penn State	76(21)-90
1/23	L Minnesota	59-62
1/26	W @Northwestern	71-59
2/1	W Indiana	68-59
2/4	W @Michigan	61-58
2/9	L @Wisconsin	57-70
2/12	W Rutgers	72-66
2/15	W Purdue	68-52
2/20	L @Iowa	76(25)-85(20)
2/23	W Maryland	79(25)-72(7)
2/27	W at Nebraska	75(23)-54

3/1	W Michigan	77(23)-63(19)
3/5	W Illinois	71(19)-63(23)
3/8	L @Michigan State	69(19)-80(16)
3/12	6-vs. Purdue	Canceled
<i>1- Gavitt Games, Value City Arena, Columbus</i>		
<i>2- Ohio State Classic, Value City Arena, Columbus</i>		
<i>2a- Ohio State Classic, St. John Arena, Columbus, Ohio</i>		
<i>3- Big Ten/ACC Challenge, Dean Smith Center, Chapel Hill, North Carolina</i>		
<i>4- CBS Sports Classic, T-Mobile Arena, Las Vegas</i>		
<i>5- Cleveland Classic, Rocket Mortgage Fieldhouse, Cleveland, Ohio</i>		
<i>6- Big Ten Tournament (Canceled), Bankers Life Fieldhouse, Indianapolis, Indiana</i>		

2020-21 (Head Coach: Chris Holtmann)

W: 21, L: 10, Big Ten: 12-8/5th

(H: 10-4, A: 7-4, N: 4-2)

W/L	Opp.	OSU (#)-OPP(#)
11/25	W Illinois State	94(23)-67
11/29	W 1-UMass Lowell	74(23)-64
12/2	W 1-Morehead State	77(23)-44
12/5	W Alabama A&M	Canceled
12/8	W 3-at Notre Dame	90(23)-85
12/13	W Cleveland State	67(23)-61
12/16	L at Purdue	60(20)-67
12/19	W 2-vs. UCLA	77(20)-70
12/23	W Rutgers	80(23)-68(11)
12/26	L at Northwestern	70(23)-71
12/30	W Nebraska	90(25)-54
1/3	L at Minnesota	60(25)-77(21)
1/9	W at Rutgers	79-68(15)
1/13	W Northwestern	81(21)-71
1/16	W at Illinois	87(21)-81(14)
1/19	L Purdue	65(15)-67
1/23	W at Wisconsin	74(15)-62(10)
1/27	W Penn State	83(13)-79
1/31	W Michigan State	79(13)-62
2/4	W at Iowa	89(7)-85(8)
2/8	W at Maryland	73(4)-65
2/13	W Indiana	78(4)-59
2/18	W at Penn State	92(4)-82
2/21	L Michigan	87(4)-92(3)
2/25	L at Michigan State	67(4)-71
2/28	L Iowa	57(4)-73(9)
3/6	L Illinois	68(7)-73(4)
3/11	W 4-Minnesota	79(9)-75
3/12	W (ot) 4-Purdue	87(9)-78(20)
3/13	W 4-Michigan	68(9)-67(4)
3/14	L (ot) 4-Illinois	88(9)-91(3)
3/19	L (ot) 5-Oral Roberts	72(9)-75

1-at Covelli Center

2-BIG/ACC Challenge

3-CBS Sports Classic at Rocket Mortgage Fieldhouse, Cleveland, Ohio

4-at Big Ten Tournament, Lucas Oil Stadium, Indianapolis, Ind.

5-2021 NCAA Tournament, Mackey Arena, West Lafayette, Ind.

(#) Indicates AP ranking