

# USF System Facts 2012/13



**USF**  
UNIVERSITY OF  
SOUTH FLORIDA  
SYSTEM

# USF System Fact Book 2012/13

The University of South Florida System is comprised of three member institutions.

- USF, the doctoral granting institution, located in Tampa
- USF St. Petersburg
- USF Sarasota-Manatee

*USF System institutions are separately accredited by the Commission on Colleges of the Southern Association of Colleges and Schools (SACS).*



The USF System member institutions span the Tampa Bay region; however, true to their differentiated missions, the member institutions collectively provide educational services across the state of Florida and beyond.

In 2012-13, the  
USF System's  
students  
numbered  
**47,646**

*(Fall 2012 Drop/Add benchmark)*



Ramil



Mullis



Davis



Engle



Goff



Goforth



Lamb



Law



Mitchell



Saco



Sembler



Shinn



Zimmerman

## USF Board of Trustees

**John B. Ramil**, Chair  
**Harold W. Mullis, Esq.**,  
Vice Chair

**Christopher J. Davis**  
**W. Gene Engle**  
**Brian Goff**  
**Stephanie E. Goforth**  
**Brian D. Lamb**  
**Rhea F. Law, Esq.**  
**Stephen J. Mitchell, Esq.**  
**Louis S. Saco, M.D.**  
**Debbie N. Sembler**  
**Byron E. Shinn**  
**Jordan B. Zimmerman**

The USF Board of Trustees is responsible for cost-effective policy decisions appropriate to the system mission and the implementation and maintenance of high quality education programs within the laws and rules of the state. Campus Boards for USF St. Petersburg and USF Sarasota-Manatee are appointed by the USF Board of Trustees. The USF Board of Trustees was created in 2001 by the Florida legislature.

The 13 trustees include distinguished figures in the law, commerce, medicine, education, philanthropy and public policy leadership. Six trustees are appointed by Florida's governor and five trustees are appointed by the Board of Governors. The USF System Faculty Council President and Student Body President also serve as trustees. The USF System President serves as Corporate Secretary.

## USF System Administration

**Judy Genshaft**  
President

**Ralph Wilcox**  
Provost and Executive Vice President

**John Long**  
Senior Vice President and Chief Operating Officer

**Karen Holbrook**  
Senior Vice President for Global Affairs and International Research

**Stephen Klasko**  
Senior Vice President for USF Health

**Joel Momberg**  
Senior Vice President for University Advancement

**William Hogarth**  
Interim Regional Chancellor, USF St. Petersburg

**Arthur Guilford**  
Regional Chancellor, USF Sarasota-Manatee

# The USF System STUDENTS

- USF is a top producer of Fulbright U.S. Scholarship recipients.
- USF ranks in the top 15% of all colleges, universities and trade schools nation-wide as a Military Friendly School<sup>®</sup>, as named by G.I. Jobs magazine.



**50** national scholarship and fellowship awardees in 2011-12.



# Total USF System ENROLLMENT

Enrollment Data  
as of Drop/Add  
Fall 2012



## Undergraduate

male  
female  
not reported  
full-time  
part-time

**36,225** **76%**  
15,664 43%  
20,544 57%  
17 0%  
27,187 75%  
9,038 25%

## Graduate

male  
female  
not reported  
full-time  
part-time

**9,028** **19%**  
3,487 39%  
5,539 61%  
2 0%  
4,990 55%  
4,038 45%

## Doctor of Medicine

male  
female  
not reported  
full-time  
part-time

**553** **1%**  
302 55%  
251 45%  
- 0%  
- 0%  
553 100%

## Non-Degree seeking

male  
female  
not reported  
full-time  
part-time

**1,840** **4%**  
765 42%  
1,071 58%  
4 0%  
467 25%  
1,373 75%

## Total

male  
female  
not reported  
full-time  
part-time

**47,646** **100%**  
20,218 42%  
27,405 58%  
23 0%  
32,644 69%  
15,002 31%

## USF System

**30,488** **74%**  
13,418 44%  
17,062 56%  
8 0%  
23,585 77%  
6,903 23%

**8,435** **21%**  
3,276 39%  
5,157 61%  
2 -  
4,622 55%  
3,813 45%

**553** **1%**  
302 55%  
251 45%  
- -  
- 0%  
553 100%

**1,571** **4%**  
635 40%  
932 59%  
4 0%  
459 29%  
1,112 71%

**41,047** **100%**  
17,631 43%  
23,402 57%  
14 0%  
28,666 70%  
12,381 30%

## USF

## USF St. Petersburg

**4,016** **86%**  
1,600 40%  
2,410 60%  
6 0%  
2,802 70%  
1,214 30%

**453** **10%**  
154 34%  
299 66%  
- 0%  
346 76%  
107 24%

- 0%  
- 0%  
- 0%  
- 0%  
- 0%  
- 0%

**179** **4%**  
84 47%  
95 53%  
- -  
6 0%  
173 97%

**4,648** **100%**  
1,838 40%  
2,804 60%  
6 0%  
3,154 68%  
1,494 32%

## USF Sarasota- Manatee

**1,721** **88%**  
646 38%  
1,072 62%  
3 0%  
800 46%  
921 54%

**140** **7%**  
57 41%  
83 59%  
- 0%  
22 16%  
118 84%


- 0%  
- 0%  
- 0%  
- 0%  
- 0%  
- 0%

**90** **5%**  
46 51%  
44 49%  
- 0%  
2 2%  
88 98%

**1,951** **100%**  
749 38%  
1,199 61%  
3 0%  
824 42%  
1,127 58%

# FRESHMEN

Enrollment Data  
as of Drop/Add  
Fall 2012



## NEW STUDENT PROFILE (FTIC)

### New Freshmen

Quality Measures (Fall 2012)

Fall 2012	3,276	2,801	475
Summer 2012	1,369	1,137	232
Average high school GPA	3.88	3.94	3.56
Average SAT	1191	1209	1072
Mid-range SAT	1110-1270	1130-1280	1000-1120
Average ACT	27	27	24
Mid-range ACT	24-29	25-29	22-25
Top 20% of high school class	50%	55%	23%
Florida residents receiving Bright Futures scholarship	86%	–	–
Non-White	1,291	1,115	176
Reside in on-campus housing	2,693 (82%)	2,231	462
National Merit Scholars	25	24	1
National Achievement Scholars	4	4	–
National Hispanic Scholars	15	15	–
Florida residents	2,943	2,484	459
Out-of-state students	333	317	16
Florida counties represented	52	52	33
States represented	40	40	11
Countries represented	52	49	12
Florida high schools represented	412	392	171

### USF System

### USF

### USF St. Petersburg

Fall 2012	3,276	2,801	475
Summer 2012	1,369	1,137	232
Average high school GPA	3.88	3.94	3.56
Average SAT	1191	1209	1072
Mid-range SAT	1110-1270	1130-1280	1000-1120
Average ACT	27	27	24
Mid-range ACT	24-29	25-29	22-25
Top 20% of high school class	50%	55%	23%
Florida residents receiving Bright Futures scholarship	86%	–	–
Non-White	1,291	1,115	176
Reside in on-campus housing	2,693 (82%)	2,231	462
National Merit Scholars	25	24	1
National Achievement Scholars	4	4	–
National Hispanic Scholars	15	15	–
Florida residents	2,943	2,484	459
Out-of-state students	333	317	16
Florida counties represented	52	52	33
States represented	40	40	11
Countries represented	52	49	12
Florida high schools represented	412	392	171

Enrollment Data  
as of Drop/Add  
Fall 2012



## NEW STUDENT PROFILE

### Transfer Students

Number of New Transfer Students

New transfer students from the Florida College System

New transfer students from other institutions

New transfer students who are non-White

Highest number of transfer students are from

### Graduate Students

New Graduate Students

Master's and Education Specialist

Doctoral Research

Doctoral Professional

#### USF System

	USF	USF St. Petersburg	USF Sarasota-Manatee
Number of New Transfer Students	3,994	582	426
New transfer students from the Florida College System	2,611	393	290
New transfer students from other institutions	1,383	189	136
New transfer students who are non-White	1,837	175	110
Highest number of transfer students are from	Hillsborough Community College	St. Petersburg College	State College of Florida, Manatee-Sarasota

New Graduate Students	2,692	142	49
Master's and Education Specialist	2,029	142	49
Doctoral Research	378	-	-
Doctoral Professional	285	-	-

# STUDENT DIVERSITY PROFILE

	USF System		USF		USF St. Petersburg		USF Sarasota-Manatee	
<b>African American</b>	<b>4,867</b>	<b>11%</b>	<b>4,384</b>	<b>11%</b>	<b>353</b>	<b>8%</b>	<b>130</b>	<b>7%</b>
male	1,733	36%	2,552	35%	125	35%	56	43%
female	3,134	64%	2,832	65%	228	65%	74	57%
<b>American Indian</b>	<b>141</b>	<b>0%</b>	<b>120</b>	<b>0%</b>	<b>13</b>	<b>0%</b>	<b>8</b>	<b>0%</b>
male	63	45%	48	40%	9	69%	6	75%
female	78	55%	72	60%	4	31%	2	25%
<b>Asian</b>	<b>2,686</b>	<b>6%</b>	<b>2,461</b>	<b>6%</b>	<b>187</b>	<b>4%</b>	<b>38</b>	<b>2%</b>
male	1,216	45%	1,117	45%	80	43%	19	50%
female	1,470	55%	1,344	55%	107	57%	19	50%
<b>Hispanic</b>	<b>7,633</b>	<b>17%</b>	<b>6,810</b>	<b>17%</b>	<b>582</b>	<b>13%</b>	<b>241</b>	<b>12%</b>
male	3,114	41%	2,815	41%	231	40%	68	28%
female	4,518	59%	3,994	59%	351	60%	173	72%
not reported	1	0%	1	0%	-	0%	-	0%
<b>White</b>	<b>28,200</b>	<b>62%</b>	<b>23,459</b>	<b>60%</b>	<b>3,283</b>	<b>71%</b>	<b>1,458</b>	<b>75%</b>
male	12,105	43%	10,241	44%	1,301	40%	563	39%
female	16,077	57%	13,209	56%	1,976	60%	892	61%
not reported	18	0%	9	0%	6	0%	3	0%
<b>Native Hawaiian or Other Pacific Islander</b>	<b>104</b>	<b>0%</b>	<b>87</b>	<b>0%</b>	<b>15</b>	<b>0%</b>	<b>2</b>	<b>0%</b>
male	47	45%	41	47%	5	33%	1	0%
female	57	55%	46	53%	10	67%	1	0%

## Two or More Races

male	432	40%
female	655	60%
not reported	1	0%

## Race Not Reported

male	342	42%
female	478	58%
not reported	1	0%

## Total\*

male	19,052	42%
female	26,467	58%
not reported	21	0%

## USF System

<b>1,088</b>	<b>2%</b>
432	40%
655	60%
1	0%

## USF

<b>945</b>	<b>2%</b>
379	40%
565	60%
1	0%

## USF St. Petersburg

<b>114</b>	<b>2%</b>
39	34%
75	66%
-	0%

## USF Sarasota-Manatee

<b>29</b>	<b>1%</b>
14	48%
15	52%
-	0%

<b>821</b>	<b>2%</b>
342	42%
478	58%
1	0%

<b>709</b>	<b>2%</b>
292	41%
416	59%
1	0%

<b>76</b>	<b>2%</b>
32	42%
44	58%
-	0%

<b>36</b>	<b>2%</b>
18	50%
18	50%
-	0%

<b>45,540</b>	<b>100%</b>
19,052	42%
26,467	58%
21	0%

<b>38,975</b>	<b>100%</b>
16,485	42%
22,478	58%
12	0%

<b>4,623</b>	<b>100%</b>
1,822	39%
2,795	60%
6	0%

<b>1,942</b>	<b>100%</b>
745	38%
1,194	61%
3	0%

\* Student Diversity Profile reflects federal race/ethnicity categories only and does not include International Students.  
Total USF System student enrollment can be found on page 9.

## International

Undergraduate	732
Graduate	985
Non-Degree Seeking	389
<b>Total International Students</b>	<b>2,106 (4%)</b>

\* As of Drop/Add Fall 2012

## USF System

732
985
389
<b>2,106 (4%)</b>

## USF

709
974
389
<b>2,072 (5%)</b>

## USF St. Petersburg

17
8
-
<b>25 (1%)</b>

## USF Sarasota-Manatee


6
3
-
<b>9 (0.5%)</b>



The USF System

# ACADEMICS

- USF is one of only four Florida public universities classified by the Carnegie Foundation for the Advancement of Teaching in the top tier of research universities (RU/VH), a distinction attained by only 2.3 percent of all universities.
- USF ranked 8th as an 'Up-and-Comer' among national universities in the 2011 edition of US News & World Report's Best Colleges.



# DEGREES PROGRAMS ACCREDITATION

Academic Profile 2012-13

## Degrees Awarded 2011/12

	USF System	USF	USF St. Petersburg	USF Sarasota-Manatee
Bachelors	9,009	7,758	731	520
Masters	2,717	2,501	144	72
Education Specialists (EdS)	12	12	—	—
Research Doctoral	271	271	—	—
Professional Doctoral	145	145	—	—
<b>Total</b>	<b>12,154</b>	<b>10,687</b>	<b>875</b>	<b>592</b>


## Programs Offered 2012/13

	USF System
Bachelors	86
Masters	104
Education Specialists (EdS)	2
Research Doctoral	41
Professional Doctoral	4
<b>Total</b>	<b>237</b>

## Accreditation

The University of South Florida (which includes the main research campus in Tampa and USF Health) is accredited by the Commission on Colleges of the Southern Association of Colleges and Schools (SACS) to award degrees at the baccalaureate, master's, specialist and doctoral levels, including the doctor of medicine. University of South Florida St. Petersburg and University of South Florida Sarasota-Manatee are accredited by the Commission on Colleges of the Southern Association of Colleges and Schools (SACS) to award degrees at the baccalaureate and master's levels. Contact the Commission on Colleges at 1866 Southern Lane, Decatur, Georgia 30033-4097 or call 407-679-4500 for questions about the accreditation of USF, USF St. Petersburg, or USF Sarasota-Manatee.





## USF Library System (2011/12)

volumes  
serials  
licensed databases  
collections expenditures

### USF System

2,245,517  
83,938  
914  
\$7,897,556

The USF Library System has five library facilities: the USF Tampa Library, the Nelson Poynter Memorial Library at USF St. Petersburg, the Jane Bancroft Cook Library at USF Sarasota-Manatee, the Hinks and Elaine Shimberg Health Sciences Library, and the Louis de la Parte Florida Mental Health Institute (FMHI) Research Library.

## Instructional Quality Factors

student/faculty ratio (fall 2011)  
percent of full-time faculty with terminal degrees  
freshmen retention (full-time students, summer/fall 2011 to fall 2012)  
6-year graduation rate (2005 cohort)  
3-year graduation rate (2007 cohort)  
endowed chairs  
endowed professorships  
distinguished university professors

### USF System

25  
86%  
86%  
52%  
52%  
53  
37  
64

### USF

27  
86%  
87%  
52%  
n/a  
50  
30  
-

### USF St. Petersburg

19  
90%  
64%  
30%  
n/a  
2  
6  
-

### USF Sarasota-Manatee

15  
88%  
n/a  
n/a  
n/a  
1  
1  
-

# FINANCES

- USF is ranked 31st in total research expenditures and 27th in federal research expenditures for public universities for FY 2010 by the National Science Foundation.
- USF ranks 10th world-wide among all universities granted U.S. patents in 2011 according to the Intellectual Property Owners Association, an increase of more than 3 percent from 2010.



## Financial Resources

	USF System	USF	USF St. Petersburg	USF Sarasota-Manatee
Endowment (2011/12)	\$334.5 M	—	—	—
Total Gifts & Commitments (2011/12)	\$81.8 M	—	—	—
Licensing Revenue (2011/12)	\$2.0 M	—	—	—
<b>Total Operating Budget (2012/13)</b>	<b>\$1,492,689,821*</b>	<b>\$1,412,076,964</b>	<b>\$55,167,203</b>	<b>\$22,294,971</b>
Education & General	\$482,422,974	\$423,375,733	\$37,116,288	\$19,020,975
Auxiliary Enterprises	\$169,285,660	\$155,880,823	\$11,831,018	\$1,542,714
Contracts & Grants	\$386,434,278	\$382,116,298	\$3,923,522	\$394,458
Other	\$454,546,909	\$450,704,110	\$2,296,375	\$1,336,824

\*Includes financial aid (also Stafford Loan), Student Activity and Service Fees, Technology Fees, Green Fees, Intercollegiate Athletics, and concessions.

## Research Funding and Productivity

	USF System
Total Research Expenditures (2010/11)	\$344 M
Federal Research Expenditures (2010/11)	\$221 M
Post Doctoral Appointees (Fall 2011)	300
Non-Faculty Researchers (Fall 2011)	128
Patents (2010/11)	91

USF is now **50th** in the nation in research expenditures per the NSF

## Full Time Equivalencies Fundable FTE, 2011/12

	USF System	USF	USF St. Petersburg	USF Sarasota-Manatee
<b>SUS Full Time Equivalencies (FTE)</b>	<b>30,519.45</b>	<b>26,231.44</b>	<b>3,087.77</b>	<b>1,200.24</b>
Undergraduate	24,917.06	21,007.05	2,820.90	1,089.11
Graduate	5,602.39	5,224.39	266.87	111.13
<b>IPEDS Full Time Equivalencies (FTE)</b>	<b>40,691.49</b>	<b>34,974.47</b>	<b>4,116.82</b>	<b>1,600.20</b>
Undergraduate	33,221.83	28,008.85	3,760.98	1,452.00
Graduate	7,469.66	6,965.62	355.84	148.20

## Estimated Cost of Attendance, 2012/13

USF System	Florida Resident	Non-Florida Resident
<b>Undergraduate Student</b>		
Full-Time Tuition*	\$5,520 - \$6,330	\$15,442 - \$16,260
Housing/Meals	\$8,960	\$ 8,960
Books/Supplies	\$1,000	\$1,000
Other Expenses	\$4,100	\$4,100
<b>Total</b>	<b>\$19,580 - \$20,390</b>	<b>\$29,502 - \$30,320</b>
<b>Graduate Student</b>		
Full-Time Tuition*	\$10,030 - \$10,410	\$20,218 - \$20,600
Housing/Meals	\$10,400	\$10,400
Books/Supplies	\$1,000	\$1,000
Other Expenses	\$4,100	\$4,100
<b>Total</b>	<b>\$25,530 - \$25,910</b>	<b>\$35,718 - \$36,100</b>

## Estimated Financial Aid Awards 2011/12

USF System	
Scholarships	\$60,113,813
Grants	\$95,332,044
Waivers	\$38,444,776
Loans	\$259,570,549
Work Study	\$2,843,235
<b>Total</b>	<b>\$456,304,417</b>

\* Tuition and fees vary across the USF System. Please refer to the per-credit-hour tuition and fees for each institution on pages 31, 33, and 35.

# UNIVERSITY RESOURCES

- USF vaulted up Sierra magazine's coolest Schools list in 2012 to rank 12th among American universities and colleges in implementing new green practices and focusing on sustainability in research and education.
- Over the past year, USF renovated more than 80 classrooms and learning spaces, including a complete redesign of the Library's second floor into the new SmartLab, and re-opened the Sun Dome after a stunning transformation.



## Facilities and Space

number of buildings  
total square feet  
acreage

USF System	USF	USF St. Petersburg	USF Sarasota- Manatee
307	273	27	7
11,550,863	10,155,720	1,246,362	148,781
1,642	1,562	48	32

As of Fall 2012



## Faculty and Staff Profile 2011/12

instructional faculty  
full time  
part time  
other faculty  
full time  
part time  
adjuncts\*  
post doctoral appointees\*\*  
graduate assistants\*  
administrative and professional  
full time  
part time  
university support personnel  
full time  
part time  
other  
full time  
part time  
student assistants\*

### Total

\*part-time appointments only  
\*\* full-time appointments only

USF System	USF	USF St. Petersburg	USF Sarasota- Manatee
1,765	1,597	108	60
1,646	1,481	107	58
119	116	1	2
605	563	33	9
561	519	33	9
44	44	-	-
1,400	1,215	113	72
300	300	-	-
2,063	2,030	28	5
2,136	1,994	94	48
2,085	1,943	94	48
51	51	-	-
2,099	1,953	103	43
2,038	1,892	103	43
61	61	-	-
3,503	3,416	51	36
2,721	2,672	29	20
782	744	22	16
2,822	2,616	180	26
16,693	15,684	710	299

# The University of South Florida

# USF



The University of South Florida is one of the nation's top public research universities and one of only 40 public research universities nationwide with very high research activity that is designated as community engaged by the Carnegie Foundation for the Advancement of Teaching. USF is comprised of the main campus in Tampa, USF Health, and the College of Marine Science and is the doctoral granting, research intensive member of the USF System. *Transforming Higher Education for Global Innovation*, Strategic Plan 2007-12 has established the trajectory of the university, with goal-setting for the next strategic plan underway.

University of South Florida | 4202 E. Fowler Ave | Tampa, FL 33620 | 813-974-2011 | usf.edu

## Headcount by College

	Undergraduate	Graduate	Total
Arts & Sciences	13,256	1,782	15,038
Behavioral & Community Sciences	1,776	750	2,526
Business	4,596	759	5,355
Education	1,436	1,468	2,904
Engineering	3,406	826	4,232
Graduate School	–	49	49
Honors College	–	–	–
<i>(headcount included with college of degree major)</i>			
Marine Science	–	102	102
Medicine	222	1,234	1,456
Nursing	1,260	739	1,999
Public Health	583	757	1,340
College of Pharmacy	–	119	119
The Arts	1,011	233	1,244
Undergraduate Studies	2,110	–	2,110
Non-Degree Seeking	671	895	1,566
USF in Lakeland	836	171	1,007
<b>Total</b>	<b>31,163</b>	<b>9,884</b>	<b>41,047</b>

## Tuition and Fees 2012/13

**Cost per Credit Hour**  
 Undergraduate Courses,  
 Florida Resident: \$208.68  
 Non-Florida Resident: \$539.43

Graduate Courses  
 Florida Resident: \$430.85  
 Non-Florida Resident: \$855.37

- From developing sources of clean energy, to enhancing the quality of life for people with disabilities and leading the way on veteran's research and reintegration, USF research and innovation is focused on creating local, national and global solutions to society's most difficult problems.

As of Drop/Add Fall 2012



# USF ST. PETERSBURG



USF St. Petersburg offers eleven graduate and twenty-two undergraduate programs in the arts and sciences, business and education. New in fall 2012 are master's programs in Digital Journalism and Design and Middle Grade STEM Education and bachelor's programs in Biology and Global Business. USFSP features small classes taught by faculty who are recognized in their discipline area and who teach at both the graduate- and undergraduate-levels.

USFSP distinguishes itself by its focus on civic engagement and community involvement which has been recognized by the Carnegie Foundation. In 2006, USF St. Petersburg was separately accredited by the Commission on Colleges of the Southern Association of Colleges and Schools and USFSP retains its separate identity and mission while contributing to and benefiting from the associations, cooperation and shared resources of a premier national research university.

USF St. Petersburg | 140 Seventh Ave South | St. Petersburg, FL 33701 | 727-973-4873 | stpete.usf.edu

## Headcount by College

	Undergraduate	Graduate	Total
Arts & Sciences	1,877	123	2,000
Business	1,017	150	1,167
Education	193	180	373
Undergraduate Studies	929	–	929
Non-Degree Seeking	127	52	179
<b>Total</b>	<b>4,143</b>	<b>505</b>	<b>4,648</b>

## Tuition and Fees 2012/13

Cost per Credit Hour	Florida Resident	Non-Florida Resident
Undergraduate Courses	\$190.19	\$520.94
Graduate Courses	\$424.10	\$848.62

- Students from across the USF System can take classes at USF St. Petersburg – and our total enrollment of some 6,000 students still gives USFSP a small campus feel.
- In fall 2012, USFP opened its University Student Center with over 80,000 square feet of meeting space, a dining facility and a residence hall.
- The largest academic programs are biology, business, psychology and education.

As of Drop/Add Fall 2012

# USF SARASOTA-MANATEE



For more than three decades, the University of South Florida Sarasota-Manatee has achieved unparalleled growth in academic achievement, research initiatives, and enrollment and has provided undergraduate, graduate, and certificate programs to the region. USFSM, the second regional institution in the USF System to be separately accredited, offers the prestige of a nationally ranked research university with the convenience of a hometown campus.

By employing world-class faculty, USFSM continues to educate students through extensive and diverse academic programs, and graduating alumni who are among the best and brightest of the companies for which they work. The university serves over 4,500 students annually and more than 18,000 alumni live and work in the region.

USF Sarasota-Manatee | 8350 N. Tamiami Trail | Sarasota, FL 34243 | 941-359-4200 | sarasota.usf.edu

## Headcount by College

	Undergraduate	Graduate	Total
Arts & Sciences	807	26	833
Business	372	44	416
Education	183	48	231
Hospitality & Technology Leadership	113	22	135
Undergraduate Studies	246	–	246
Non-Degree Seeking	65	25	90
<b>Total</b>	<b>1,786</b>	<b>165</b>	<b>1,951</b>

## Tuition and Fees 2012/13

Cost per Credit Hour	Florida Resident	Non-Florida Resident
Undergraduate Courses	\$183.99	\$514.74
Graduate Courses	\$417.90	\$842.42

- The USFSM College of Hospitality & Technology Leadership now offers a master's degree program as well as an undergraduate degree.
- USFSM offers courses in Sarasota/Bradenton, North Port, and online.
- USFSM's student-to-faculty ratio is 15:1, keeping with the commitment to personalized attention.

As of Drop/Add Fall 2012

*Office of the USF System Provost  
and Executive Vice President  
University of South Florida  
4202 E Fowler Ave, CGS 401  
Tampa, FL 33620-4401  
(813) 974-2154*



*Produced by the  
Office of Decision Support*