

Erratum: The fieldwork dates indicated at the footer of the charts and tables should have been December 8-16, 2017 instead of December 8-16, 2016. Our apologies for the confusion.

Fourth Quarter 2017 Social Weather Survey:

**Pres. Duterte's Net Satisfaction Rating rebounds to "Very Good" +58;
62% oppose Martial Law extension in Mindanao; 66% say the AFP
can suppress the Maute group and Abu Sayyaf even without Martial Law**

Social Weather Stations

The Fourth Quarter 2017 Social Weather Survey, fielded on December 8-16, 2017, found 71% of adult Filipinos satisfied, 15% undecided, and 13% dissatisfied with President Rodrigo R. Duterte's performance.

Compared to September 2017, gross satisfaction with Pres. Duterte rose by 5 points from 67%, gross undecided rose by 1 point from 14%, and gross dissatisfaction fell by 6 points from 19% [*Chart 1, Tables 1 and 2*].

This gives a net satisfaction rating of +58 (% *satisfied* minus % *dissatisfied*), classified by SWS as *very good*. This is a 10-point rise, and one grade up, from the *good* +48 (67% satisfied, 19% dissatisfied) in September 2017.

The SWS terminology for Net Satisfaction Ratings: +70 and above, "excellent"; +50 to +69, "very good"; +30 to +49, "good"; +10 to +29, "moderate", +9 to -9, "neutral"; -10 to -29, "poor"; -30 to -49, "bad"; -50 to -69, "very bad"; -70 and below, "execrable".

62% oppose Martial Law extension in Mindanao

To the question, "*Gaano po kayo sumasang-ayon o hindi sumasang-ayon sa pangungusap na ito: 'Dahil tapos na ang giyera sa Marawi City, hindi na kailangan palawigin pa ang Martial Law nang lagpas ng takda nitong pagtatapos sa December 31, 2017,'*" [*"How much do you agree or disagree with this statement: 'Because the war in Marawi City is over, there is no need to extend Martial Law beyond its end date on December 31, 2017,'"*] 62% agreed, 12% were undecided, and 26% disagreed [*Chart 2*].

Opposition to the extension of Martial Law in Mindanao beyond December 31, 2017 was highest in Metro Manila at 67%, followed by Balance Luzon at 63%, Mindanao at 62%, and Visayas at 55% [Chart 3].

Majorities across demographics (ranging from 55% to 67%) oppose the extension of Martial Law in Mindanao beyond 2017 [Charts 4, 5, and 6].

66% say the AFP can suppress the Maute group and Abu Sayyaf even without Martial Law

To the question, "*Gaano po kayo sumasang-ayon o hindi sumasang-ayon sa pangungusap na ito: 'Kayang sugpuin ng Armed Forces of the Philippines o AFP ang grupong Maute at Abu Sayyaf kahit walang Martial Law,'*" ["How much do you agree or disagree with this statement: 'The Armed Forces of the Philippines or AFP can suppress the Maute group and Abu Sayyaf even without Martial Law,'"] 66% agreed, 16% were undecided, and 18% disagreed [Chart 7].

The December 2017 proportion of those who agree that the AFP can suppress the Maute group and Abu Sayyaf even without Martial Law is 12 points above the 54% in September 2017. It was at 57% in June 2017, when SWS first asked the question.

Compared to September 2017, the proportion of those who agree that the AFP can suppress the Maute group and Abu Sayyaf without Martial Law rose in all areas.

It rose by 16 points in Metro Manila, from 54% in September 2017 to 70% in December 2017, by 15 points in Balance Luzon, from 52% to 67%, by 8 points in the Visayas, from 58% to 66%, and by 9 points in Mindanao, from 52% to 61% [Chart 8].

Across demographics, majorities (ranging from 55% to 72%) believe that the AFP can suppress the Maute group and Abu Sayyaf even without Martial Law [Charts 9, 10, 11, 12, and 13].

Pres. Duterte's net satisfaction rating *Very Good* in all areas

The 10-point rise in the President's net satisfaction rating nationwide was due to increases of 14 points in Balance Luzon, 11 points in Metro Manila, 10 points in the Visayas, and 3 points in Mindanao from September to December 2017.

Pres. Duterte's net satisfaction rating stayed *excellent* in Mindanao, at +80 (84% satisfied, 5% dissatisfied, correctly rounded) in December 2017, up by 4 points from +76 (82% satisfied, 6% dissatisfied) in September 2017 [Chart 14].

It rose by one grade from *good* to *very good* in Metro Manila, at +55 (73% satisfied, 18% dissatisfied) in December, up by 11 points from +44 (68% satisfied, 24% dissatisfied) in September.

It rose by one grade from *good* to *very good* in the Visayas, at +53 (72% satisfied, 18% dissatisfied, correctly rounded) in December, up by 10 points from +43 (64% satisfied, 21% dissatisfied) in September.

It also rose by one grade from *good* to *very good* in Balance Luzon, at +50 (64% satisfied, 14% dissatisfied) in December, up by 14 points from +36 (59% satisfied, 23% dissatisfied) in September.

Very Good in both urban and rural areas

The President's urban net satisfaction score rose by one grade from *good* to *very good*, at +63 (76% satisfied, 13% dissatisfied) in December 2017, up by 15 points from +48 (68% satisfied, 20% dissatisfied) in September 2017 [Chart 15].

Rural net satisfaction also rose by one grade from *good* to *very good*, at +54 (68% satisfied, 14% dissatisfied) in December, up by 7 points from +47 (65% satisfied, 18% dissatisfied) in September.

Very Good in all classes

The President's net satisfaction rating stayed *very good* in class ABC, at +66 in December 2017, up by 9 points from +57 (70% satisfied, 13% dissatisfied) in September 2017 [Chart 16].

It rose by one grade from *good* to *very good* in class E, at +65 in December, up by 30 points from +35 (61% satisfied, 26% dissatisfied) in September.

It also rose by one grade from *good* to *very good* in class D or the *masa*, at +57 in December, up by 8 points from +49 (68% satisfied, 18% dissatisfied, correctly rounded) in September.

Very Good among both men and women

Pres. Duterte's latest net satisfaction rating rose by one grade from *good* to *very good* among men, at +61 (74% satisfied, 13% dissatisfied) in December 2017, up by 12 points from +49 (68% satisfied, 19% dissatisfied) in September 2017 [Chart 17].

It also rose by one grade from *good* to *very good* among women, at +55 (69% satisfied, 14% dissatisfied) in December, up by 9 points from +46 (65% satisfied, 19% dissatisfied) in September.

Very good among 25 year olds and above, Good among 18-24 year olds

Pres. Duterte's net satisfaction rating stayed *very good* among 25-34 year olds, at +63 (76% satisfied, 13% dissatisfied) in December 2017, up by 10 points from +53 (70% satisfied, 17% dissatisfied) in September 2017 [Chart 18].

It rose by one grade from *good* to *very good* among 35-44 year olds, at +63 (74% satisfied, 11% dissatisfied) in December, up by 18 points from +45 (66% satisfied, 21% dissatisfied) in September.

It rose by one grade from *good* to *very good* among those 55 years old and older, at +58 (70% satisfied, 12% dissatisfied) in December, up by 13 points from +45 (64% satisfied, 19% dissatisfied) in September.

It stayed *very good* among 45-54 year olds, at +52 (67% satisfied, 15% dissatisfied) in December, hardly moving from +53 (70% satisfied, 18% dissatisfied, correctly rounded) in September.

It stayed *good* among 18-24 year olds, at +46 (67% satisfied, 22% dissatisfied, correctly rounded) in December, up by 6 points from +40 (63% satisfied, 23% dissatisfied) in September.

Very Good in all educational levels

Pres. Duterte's net satisfaction rating rose by one grade from *good* to *very good* among college graduates, at +69 (75% satisfied, 6% dissatisfied) in December 2017, up by 21 points from +48 (67% satisfied, 19% dissatisfied) in September 2017 [*Chart 19*].

It rose by one grade from *good* to *very good* among non-elementary school graduates, at +63 (73% satisfied, 10% dissatisfied) in December, up by 22 points from +41 (61% satisfied, 20% dissatisfied) in September.

It rose by one grade from *good* to *very good* among elementary school graduates, at +54 (68% satisfied, 14% dissatisfied) in December, up by 16 points from +38 (61% satisfied, 23% dissatisfied) in September.

It stayed at a *very good* +56 among high school graduates from September (72% satisfied, 16% dissatisfied) to December (72% satisfied, 16% dissatisfied).

Survey Background

The December 2017 Social Weather Survey was conducted from December 8-16, 2017 using face-to-face interviews of 1,200 adults (18 years old and above) nationwide: 300 each in Metro Manila, Balance Luzon, Visayas, and Mindanao (sampling error margins of $\pm 3\%$ for national percentages, and $\pm 6\%$ each for Metro Manila, Balance Luzon, Visayas, and Mindanao).

The area estimates were weighted by Philippine Statistics Authority medium-population projections for 2017 to obtain the national estimates.

The Social Weather Survey items on public satisfaction with the President, and people's opinion about Martial Law in Mindanao, are non-commissioned. They are included on SWS's own initiative and released as a public service.

The survey question on public satisfaction with the President is as follows: *"Maaari po bang pakisabi ninyo kung gaano kayo nasisiyahan o hindi nasisiyahan sa pagganap ng tungkulin ni RODRIGO DUTERTE bilang Presidente ng Pilipinas. Kayo ba ay lubos na nasisiyahan, medyo nasisiyahan, hindi tiyak kung nasisiyahan o hindi, medyo hindi nasisiyahan, lubos na hindi nasisiyahan, o wala pa kayong narinig o nabasa kahit na kailan tungkol kay RODRIGO DUTERTE?"* ["Please tell me how satisfied or dissatisfied you are with the performance of RODRIGO DUTERTE as President of the Philippines. Are you very satisfied, somewhat satisfied, undecided if satisfied or dissatisfied, somewhat dissatisfied, very dissatisfied, or you have not ever heard or read anything about RODRIGO DUTERTE?"].

SWS terminology for Net Satisfaction and Net Trust Ratings: +70 and above, "excellent"; +50 to +69, "very good"; +30 to +49, "good"; +10 to +29, "moderate", +9 to -9, "neutral"; -10 to -29, "poor"; -30 to -49, "bad"; -50 to -69, "very bad"; -70 and below, "execrable." SWS considers the movement from one classification to another as either an "upgrade" or "downgrade."

On the extension of Martial Law in Mindanao, the exact survey question was: *"Gaano po kayo sumasang-ayon o hindi sumasang-ayon sa pangungusap na ito: 'Dahil tapos na ang giyera sa Marawi City, hindi na kailangan palawigin pa ang Martial Law nang lagpas ng takda nitong pagtatapos sa December 31, 2017.'" (SHOWCARD: LUBOS NA SUMASANG-AYON; MEDYO SUMASANG-AYON; HINDI TIYAK KUNG SUMASANG-AYON O HINDI SUMASANG-AYON; MEDYO HINDI SUMASANG-AYON; LUBOS NA HINDI SUMASANG-AYON). ["How much do you agree or disagree with this statement: 'Because the war in Marawi City is over, there is no need to extend Martial Law beyond its end date on December 31, 2017.'" (SHOWCARD: Strongly agree; Somewhat agree; Undecided if agree or disagree; Somewhat disagree; Strongly disagree)].*

On the capability of the Armed Forces of the Philippines (AFP) to suppress the Maute group and Abu Sayyaf even without Martial Law, the survey question was: *"Gaano po kayo sumasang-ayon o hindi sumasang-ayon sa pangungusap na ito: 'Kayang sugpuin ng Armed Forces of the Philippines o AFP ang grupong Maute at Abu Sayyaf kahit walang Martial Law.'" (SHOWCARD: LUBOS NA SUMASANG-AYON; MEDYO SUMASANG-AYON; HINDI TIYAK KUNG*

SUMASANG-AYON O HINDI SUMASANG-AYON; MEDYO HINDI SUMASANG-AYON; LUBOS NA HINDI SUMASANG-AYON) ["How much do you agree or disagree with this statement: 'The Armed Forces of the Philippines or AFP can suppress the Maute group and Abu Sayyaf even without Martial Law.'" (SHOWCARD: Strongly agree; Somewhat agree; Undecided if agree or disagree; Somewhat disagree; Strongly disagree).

SWS employs its own staff for questionnaire design, sampling, fieldwork, data-processing, and analysis, and does not outsource any of its survey operations.

#

Chart 1

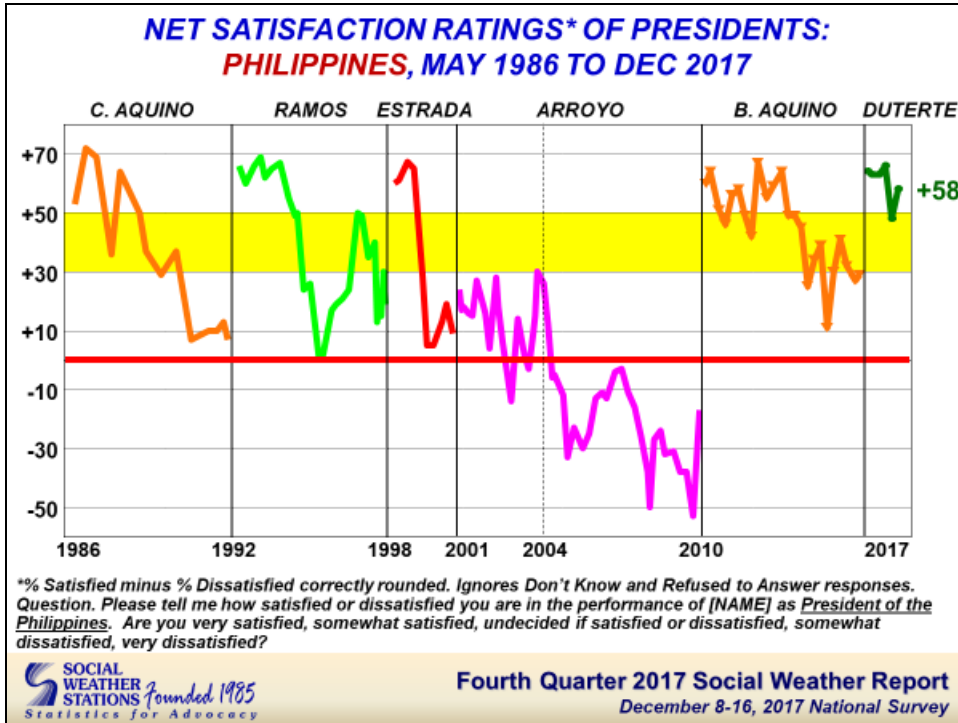


Chart 2

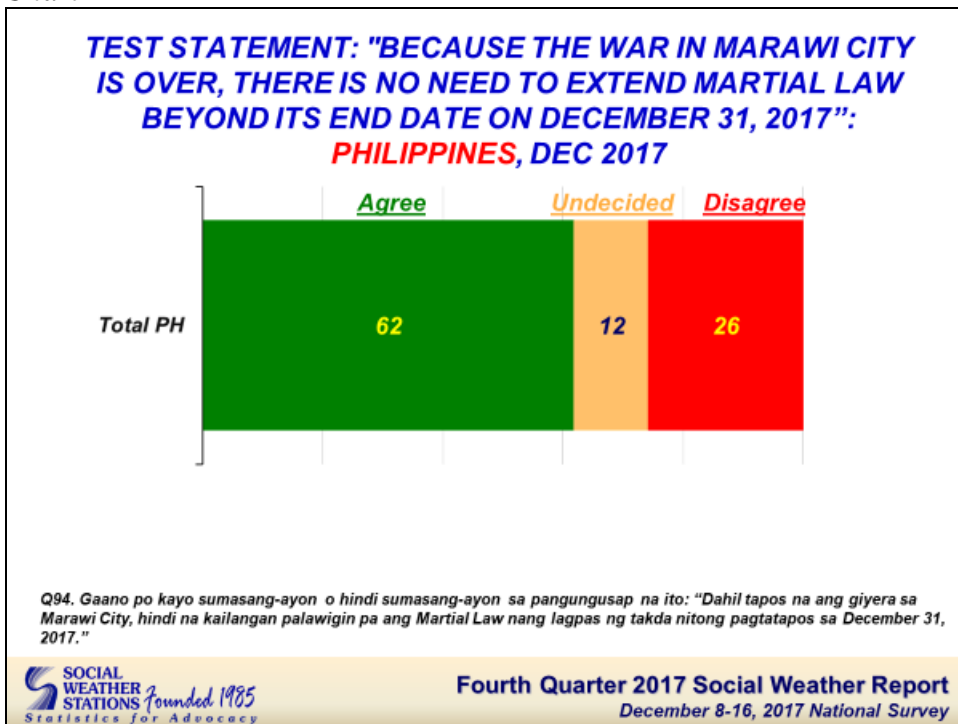


Chart 3

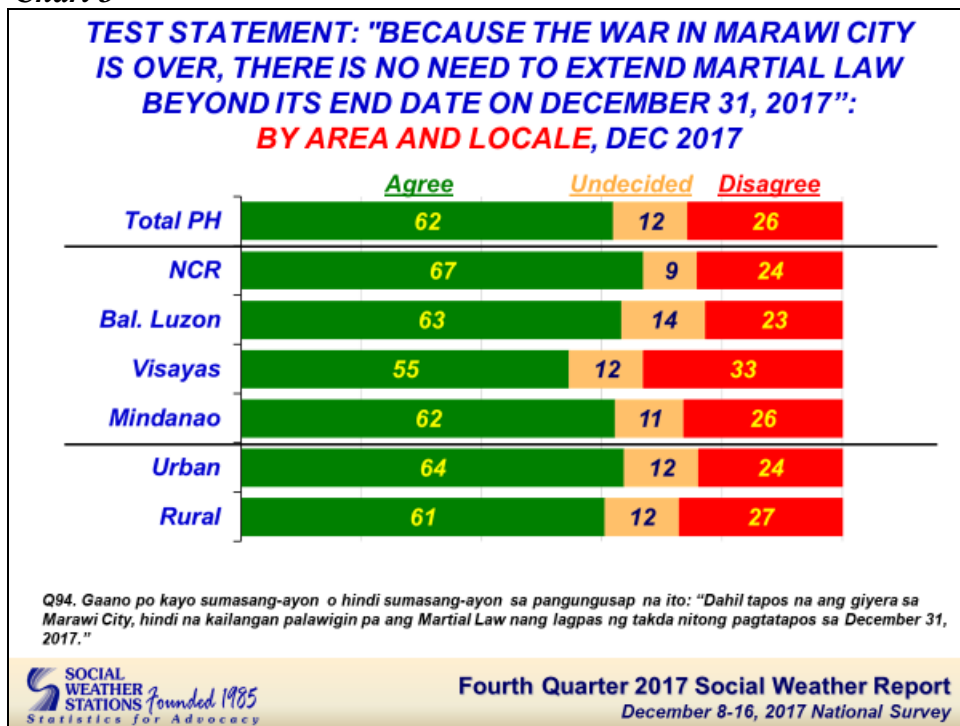


Chart 4

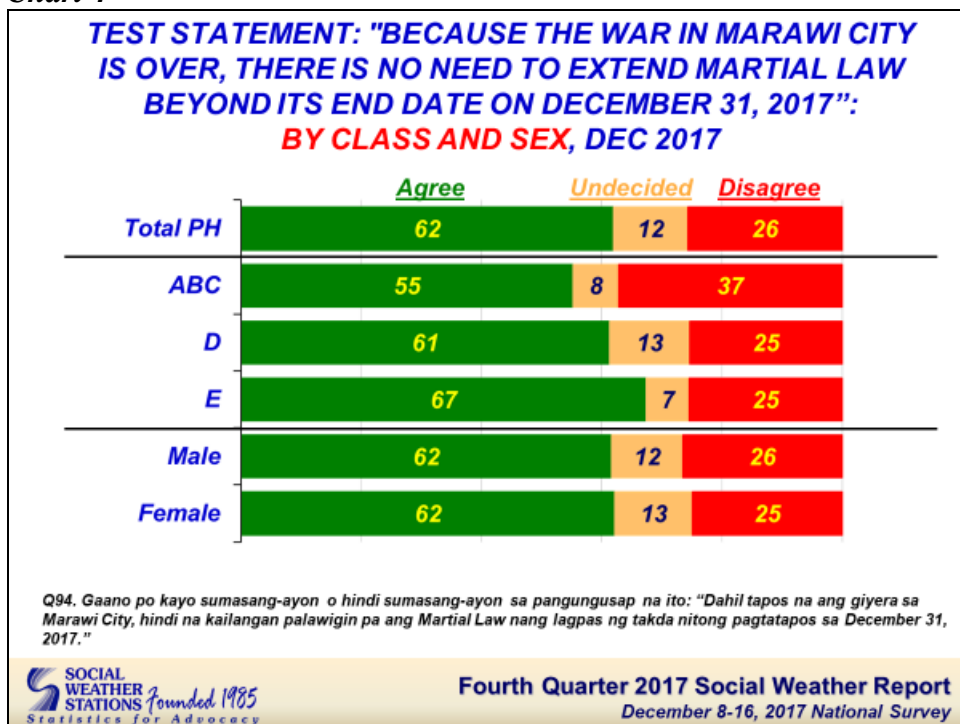


Chart 5

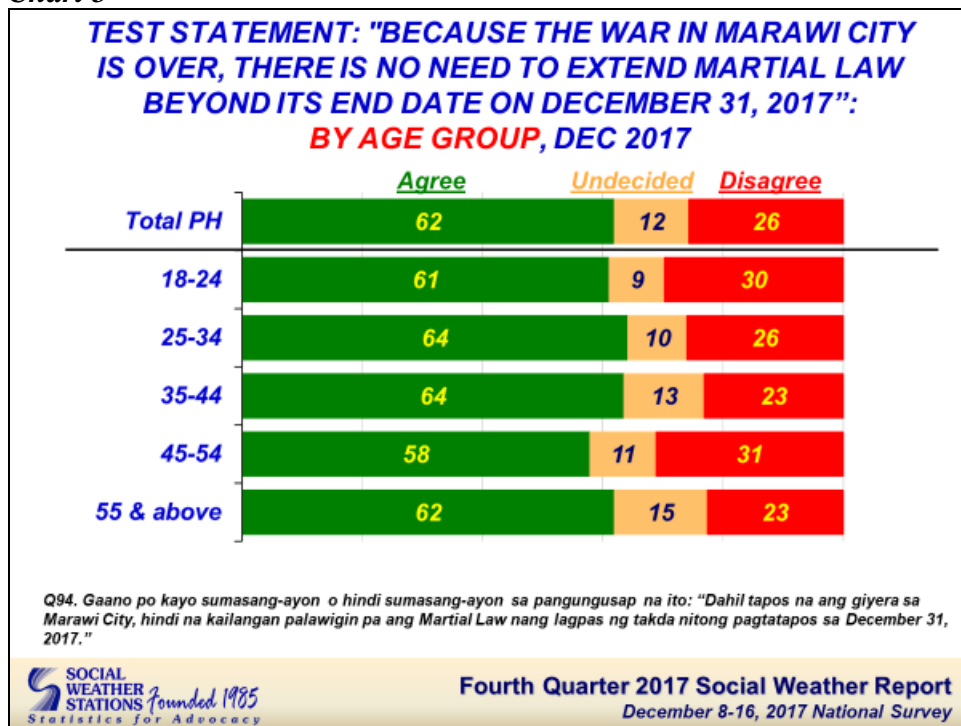


Chart 6

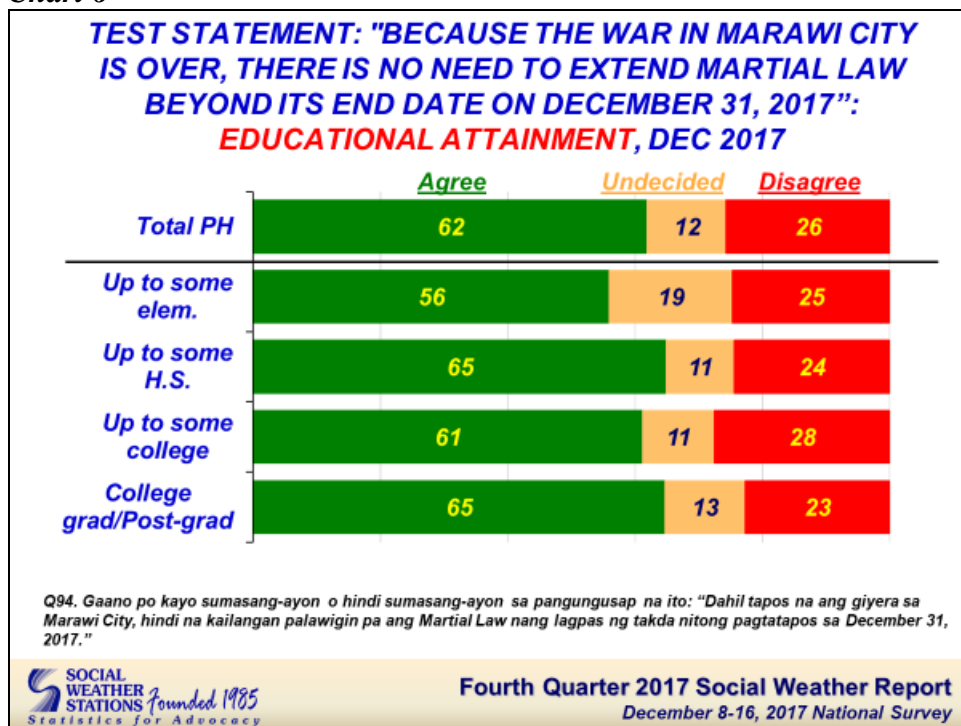


Chart 7




Chart 8




Chart 9




Chart 10




Chart 11

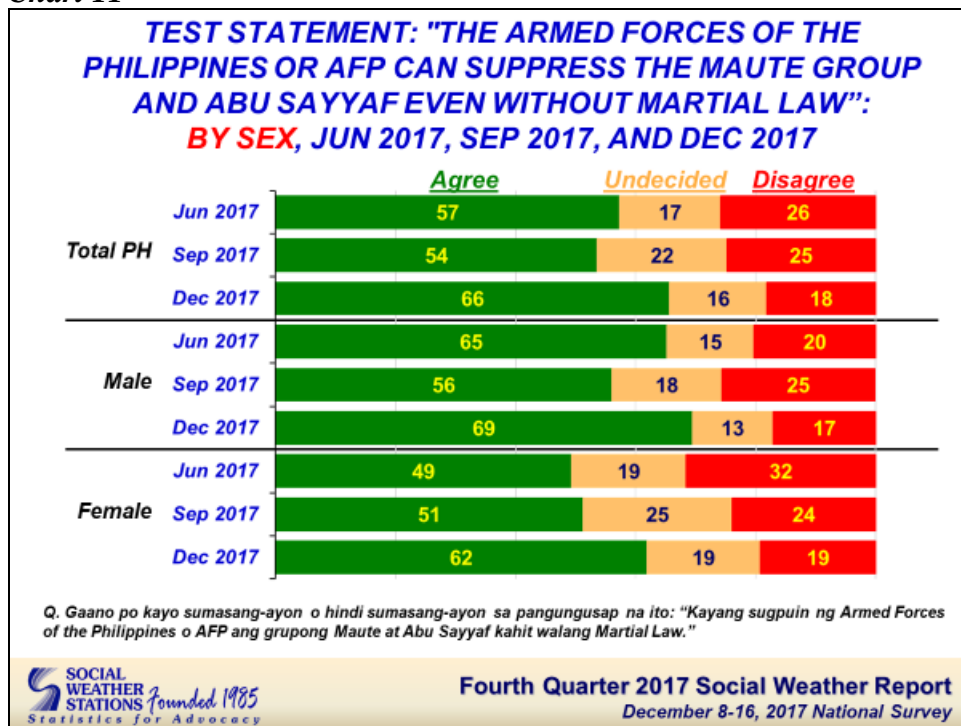


Chart 12




Chart 13

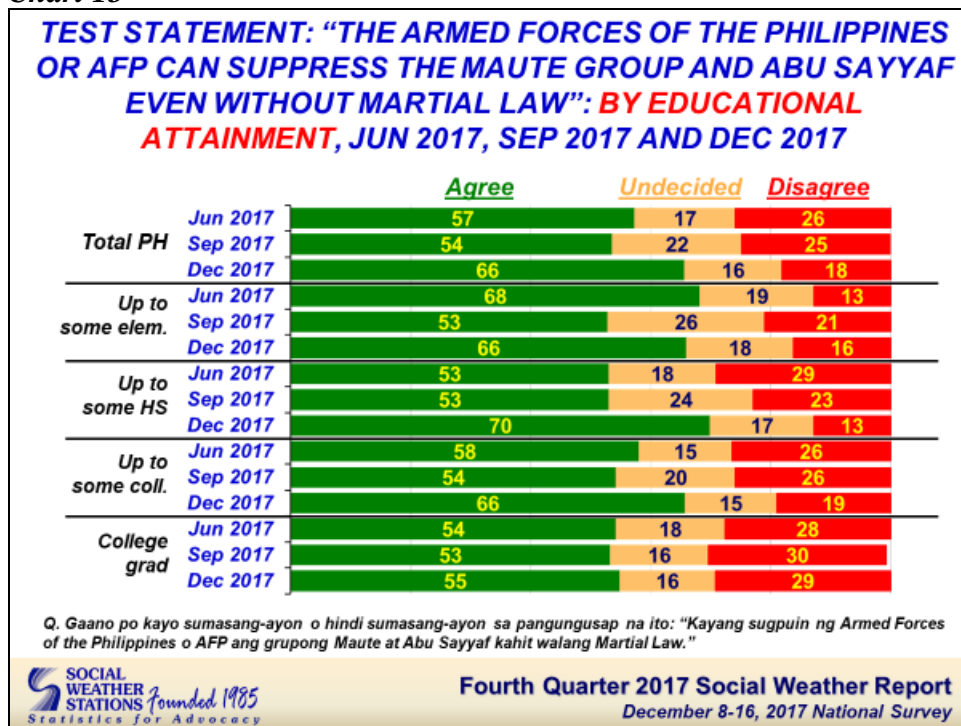


Chart 14

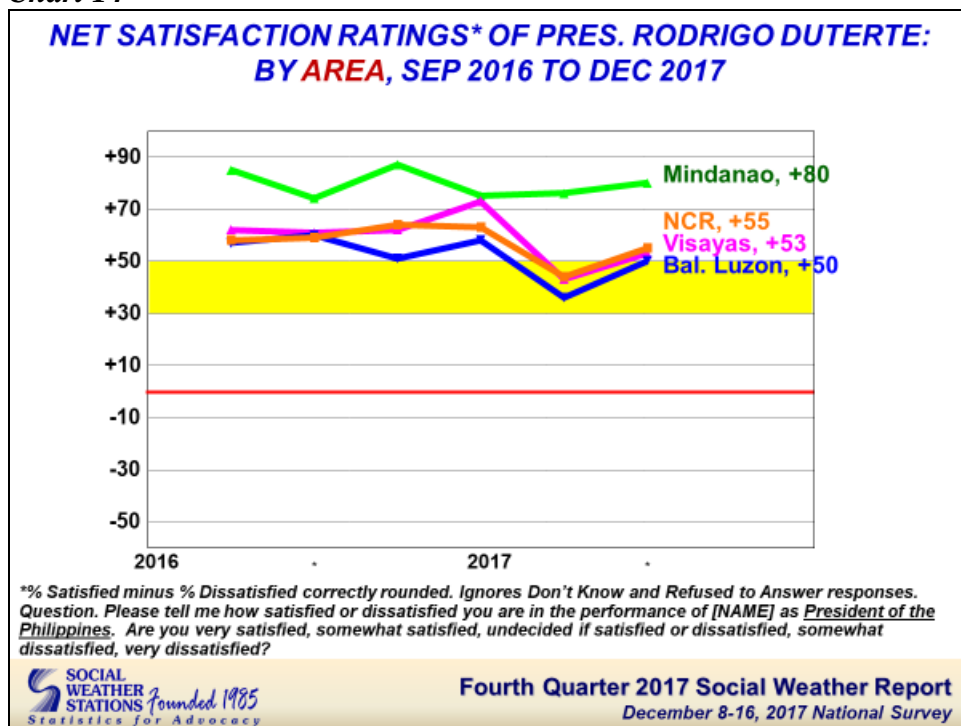


Chart 15

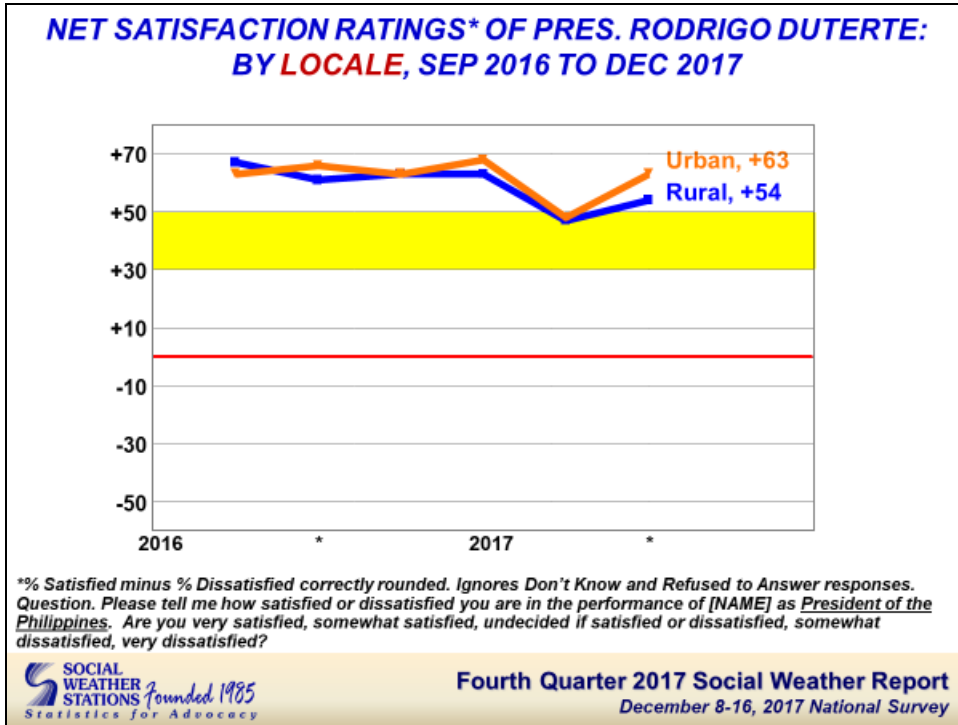


Chart 16

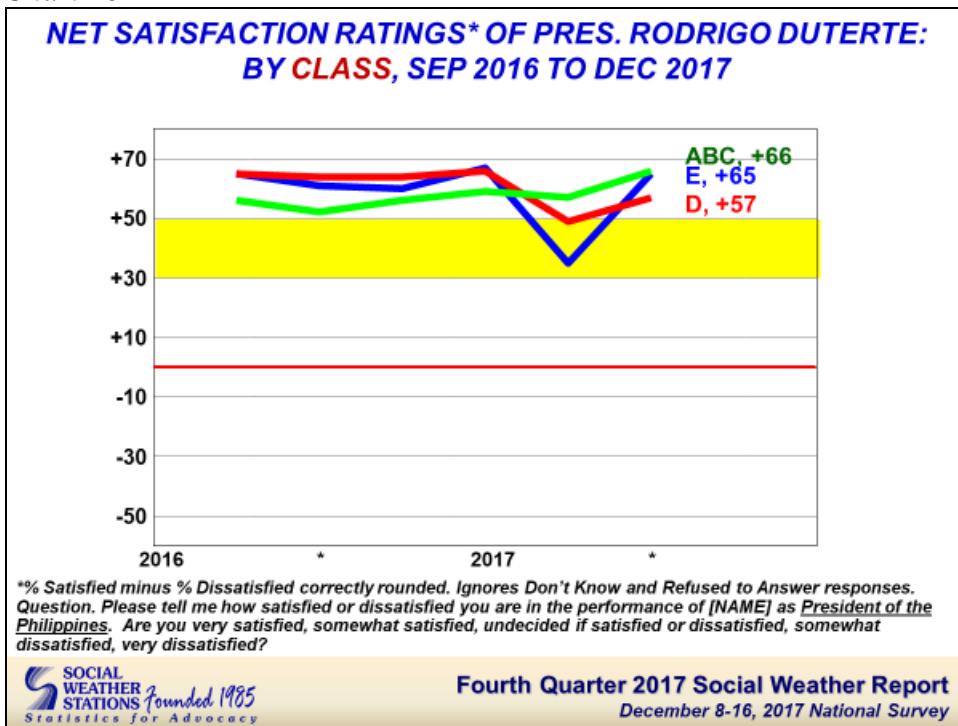


Chart 17

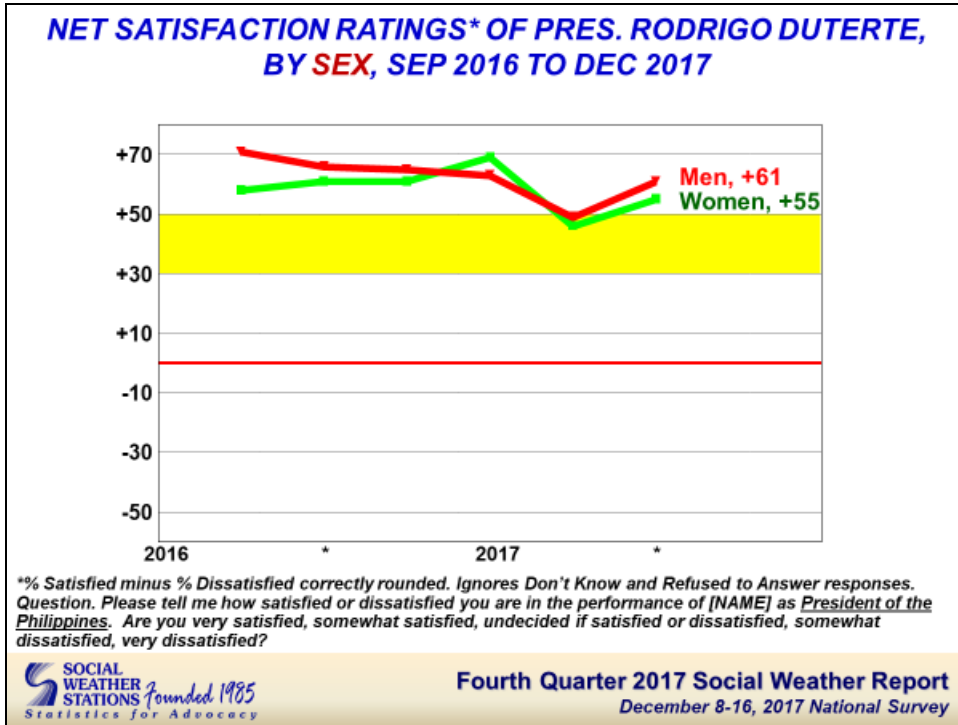


Chart 18




Chart 19

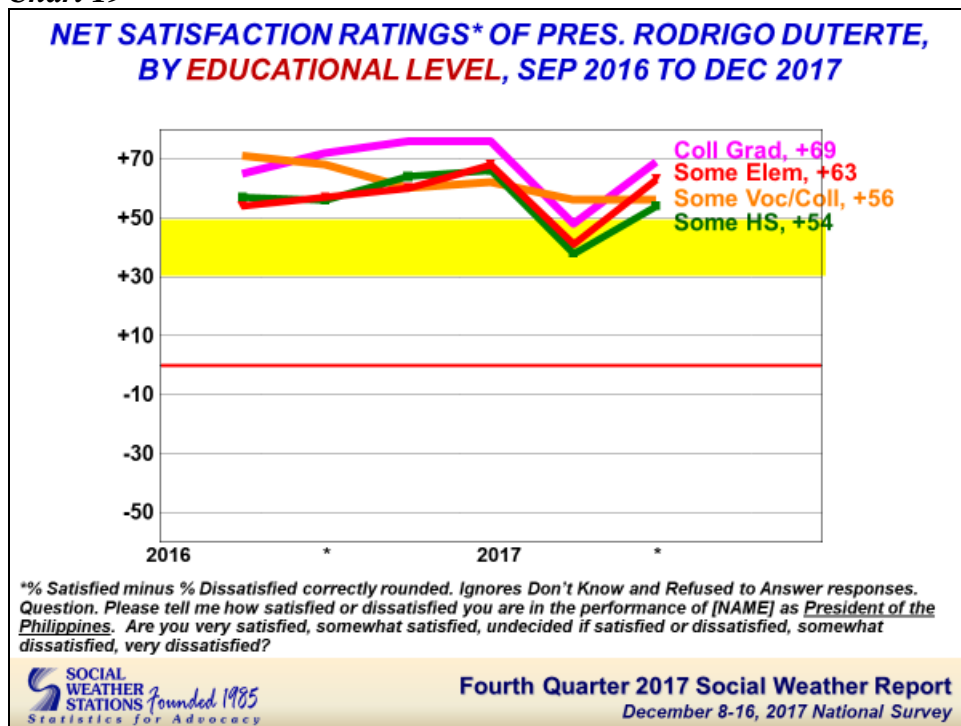


Table 1

NET SATISFACTION RATINGS* OF PRESIDENTS: PHILIPPINES (page 1 of 2)

C. AQUINO	Net*	C. AQUINO	Net*	RAMOS	Net*	ESTRADA	Net*	ARROYO	Net*
May 86	+53	(cont)		(cont)		Sep 98	+60	(cont)	
Oct 86	+72	Feb 92	+13	Oct 95	+1	Nov 98	+61	Mar 02	+16
Ave. 1986	+63	Apr 92	+7	Dec 95	+2	Ave. 1998	+61	May 02	+4
Mar 87	+69	Ave. 1992	+10	Ave. 1995	+13	Mar 99	+67	Aug 02	+28
Oct 87	+36	Ave. C. Aquino	+35	Apr 96	+17	Jun 99	+65	Sep 02	+18
Ave. 1987	+53			Jun 96	+19	Oct 99	+28	Nov 02	+6
Feb 88	+64	RAMOS	Net*	Sep 96	+21	Dec 99	+5	Ave. 2002	+14
Aug 88	+57	Sep 92	+66	Dec 96	+24	Ave. 1999	+41	Mar 03	-14
Sep 88	+50	Dec 92	+60	Ave. 1996	+20	Mar 00	+5	Jun 03	+14
Ave. 1988	+57	Ave. 1992	+63	Apr 97	+50	Jul 00	+13	Sep 03	+2
Feb 89	+37	Apr 93	+66	Jun 97	+49	Sep 00	+19	Nov 03	-3
Aug 89	+32	Jul 93	+69	Sep 97	+35	Dec 00	+9	Ave. 2003	0
Sep 89	+29	Sep 93	+62	Dec 97	+40	Ave. 2000	+12	Jan 04	+8
Ave. 1989	+33	Dec 93	+65	Ave. 1997	+44	Ave. Estrada	+33	Feb 04	+15
Mar 90	+24	Ave. 1993	+60	Jan 98	+13	ARROYO	Net*	Mar 04	+30
Apr 90	+37	Apr 94	+67	Feb 98	+20	Mar 01	+24	Jun 04	+26
Nov 90	+7	Aug 94	+55	Mar 98	+15	Apr 01	+17	Aug 04	+12
Ave. 1990	+23	Nov 94	+49	Mar-Apr 98	+30	May 01	+18	Oct 04	-6
Apr 91	+24	Dec 94	+50	Apr 98	+19	Jul 01	+16	Dec 04	-5
Jul 91	+10	Ave. 1994	+55	Ave. 1998	+19	Sep 01	+15	Ave. 2004	+11
Nov 91	+10	Mar 95	+24	Ave. Ramos	+38	Nov 01	+27	Mar 05	-12
Ave. 1991	+15	Jun 95	+26			Ave. 2001	+20	May 05	-33
								Aug 05	-23

* Net ratings = % Satisfied minus % Dissatisfied correctly rounded.

SOCIAL WEATHER STATIONS *Founded 1985*
 Statistics for Advocacy

Fourth Quarter 2017 Social Weather Report
 December 8-16, 2017 National Survey

**NET SATISFACTION RATINGS* OF PRESIDENTS:
 PHILIPPINES (page 2 of 2)**

ARROYO (cont)		ARROYO (cont)		B. AQUINO (cont)		DUTERTE	
	Net*		Net*		Net*		
Dec 05	-30	Dec 09	-38	Mar 13	+59	Sep 16	+64
Ave. 2005	-25	Ave. 2009	-35	Jun 13	+64	Dec 16	+63
Mar 06	-25	Mar 10	-53	Sep 13	+49	Ave. 2016	+64
Jun 06	-13	Jun 10	-17	Dec 13	+49	Mar 17	+63
Sep 06	-11	Ave. 2010	-35	Ave. 2013	+55	Jun 17	+66
Nov 06	-13	Ave. Arroyo	-7	Mar 14	+45	Sep 17	+48
Ave. 2006	-16	B. AQUINO		Jun 14	+25	Dec 17	+58
Feb 07	-4	Sep 10	+60	Sep 14	+34	Ave. 2017	+59
Jun 07	-3	Nov 10	+64	Dec 14	+39		
Sep 07	-11	Ave. 2010	+62	Ave. 2014	+36		
Dec 07	-16	Mar 11	+51	Mar 15	+11		
Ave. 2007	-9	Jun 11	+46	Jun 15	+30		
Mar 08	-26	Sep 11	+56	Sep 15	+41		
Jun 08	-38	Dec 11	+58	Dec 15	+32		
Jul 08	-50	Ave. 2011	+53	Ave. 2015	+29		
Sep 08	-27	Mar 12	+49	Apr 16	+27		
Dec 08	-24	May 12	+42	Jun 16	+29		
Ave. 2008	-33	Aug 12	+67	Ave. 2016	+28		
Feb 09	-32	Dec 12	+55	Ave. B. Aquino	+45		
Jun 09	-31	Ave. 2012	+53				
Sep 09	-38						

* Net ratings = % Satisfied minus % Dissatisfied correctly rounded.

Table 2

**PUBLIC SATISFACTION WITH PRESIDENT
 RODRIGO DUTERTE: JUN 2017 TO DEC 2017 (page 1 of 2)**

	Satisfied			Undecided			Dissatisfied			Net*		
	Jun17	Sep17	Dec17	Jun17	Sep17	Dec17	Jun17	Sep17	Dec17	Jun17	Sep17	Dec17
Total PH	78%	67%	71%	10%	14%	15%	12%	19%	13%	+66	+48	+58
NCR	77	68	73	10	7	9	13	24	18	+63	+44	+55
Bal. Luzon	73	59	64	12	17	22	15	23	14	+58	+36	+50
Visayas	83	64	72	7	15	10	10	21	18	+73	+43	+53
Mindanao	83	82	84	9	12	11	8	6	5	+75	+76	+80
Urban	79	68	76	10	12	12	11	20	13	+68	+48	+63
Rural	77	65	68	10	16	18	13	18	14	+63	+47	+54
ABC	65	70	80	29	17	7	6	13	14	+59	+57	+66
D	78	68	70	10	14	17	12	18	13	+66	+49	+57
E	80	61	78	7	13	9	13	26	13	+67	+35	+65

**% Satisfied minus % Dissatisfied correctly rounded. Ignores Dont Know and Refused to Answer responses. Question. Please tell me how satisfied or dissatisfied you are in the performance of RODRIGO DUTERTE as President of the Philippines. Are you very satisfied, somewhat satisfied, undecided if satisfied or dissatisfied, somewhat dissatisfied, very dissatisfied?

**PUBLIC SATISFACTION WITH PRESIDENT
 RODRIGO DUTERTE: JUN 2017 TO DEC 2017 (page 2 of 2)**

	Satisfied			Undecided			Dissatisfied			Net*		
	Jun17	Sep17	Dec17	Jun17	Sep17	Dec17	Jun17	Sep17	Dec17	Jun17	Sep17	Dec17
Total PH	78%	67%	71%	10%	14%	15%	12%	19%	13%	+66	+48	+58
Men	77	68	74	10	13	13	14	19	13	+63	+49	+61
Women	79	65	69	10	16	17	11	19	14	+69	+46	+55
18-24	75	63	67	10	14	11	16	23	22	+59	+40	+46
25-34	79	70	76	10	13	11	11	17	13	+67	+53	+63
35-44	82	66	74	8	14	16	10	21	11	+72	+45	+63
45-54	75	70	67	9	12	17	16	18	15	+58	+53	+52
55 +	78	64	70	12	17	17	10	19	12	+68	+45	+58
Some Elem	80	61	73	8	19	17	12	20	10	+68	+41	+63
Some HS	79	61	68	9	16	18	13	23	14	+66	+38	+54
Some Voc/Coll	75	72	72	12	11	12	13	16	16	+62	+56	+56
Coll. Grad	83	67	75	9	15	19	8	19	6	+76	+48	+69

*% Satisfied minus % Dissatisfied correctly rounded. Ignores Dont Know and Refused to Answer responses. Question. Please tell me how satisfied or dissatisfied you are in the performance of RODRIGO DUTERTE as President of the Philippines. Are you very satisfied, somewhat satisfied, undecided if satisfied or dissatisfied, somewhat dissatisfied, very dissatisfied?