

Fourth Quarter 2021 Social Weather Survey:

Pres. Duterte's net rating rises 8 points to "very good" +60

- **Higher net satisfaction among those vaccinated and those willing to get vaccinated**
- **Increase in all areas except the Visayas**

Social Weather Stations

The Fourth Quarter 2021 Social Weather Survey, conducted from December 12-16, 2021, found 75% of adult Filipinos satisfied, 9% undecided, and 15% dissatisfied with the performance of Rodrigo R. Duterte as President.

Compared to September 2021, gross satisfaction with Pres. Duterte rose by 8 points from 67%, gross undecided fell by 2 points from 11%, and gross dissatisfaction stayed at 15% [*Chart 1, Tables 1 and 2*].

This gives a net satisfaction rating of +60 (% *satisfied* minus % *dissatisfied*), classified by SWS as *very good*¹.

This is 8 points above the *very good* +52 in September 2021 and similar to the *very good* +62 in June 2021. The resulting +64 average for 2021 is 4 points below the +68 average for 2019.

Higher net satisfaction among those vaccinated and those willing to get vaccinated

The December 2021 survey found only 8% of adult Filipinos saying they are *unwilling* (1% probably not, 7% surely not) to get vaccinated against COVID-19, only 6% saying they are *uncertain* about getting vaccinated, 35% saying they are *willing* to get vaccinated (33% will surely get it, 3% will probably get it, correctly rounded), and 50% reporting they received at least one dose of the COVID-19 vaccine (correctly rounded) ("Fourth Quarter 2021 Social Weather Survey: Vaccine skepticism continues to wane," 20 January 2022, www.sws.org.ph).

¹ The SWS terminology for Net Satisfaction Ratings: +70 and above, "excellent"; +50 to +69, "very good"; +30 to +49, "good"; +10 to +29, "moderate"; +9 to -9, "neutral"; -10 to -29, "poor"; -30 to -49, "bad"; -50 to -69, "very bad"; -70 and below, "execrable".

Pres. Duterte's net satisfaction rating is higher among those who reported having two doses of the COVID-19 vaccine (*very good* +61, correctly rounded), among those who reported having one dose (*very good* +63), and among those *willing* to get vaccinated (*very good* +67, correctly rounded) than among those *undecided* about getting vaccinated (*good* +47) and among those *unwilling* to get vaccinated (*moderate* +29, correctly rounded) [Chart 2].

PRRD's net rating rises to *very good* in Metro Manila and Balance Luzon

The 8-point rise in President Duterte's overall net satisfaction rating from September 2021 to December 2021 was due to increases in Metro Manila and Balance Luzon, combined with steady net ratings of *excellent* in Mindanao and *good* in the Visayas.

Pres. Duterte's net satisfaction rating rose from *good* to *very good* in Metro Manila, up by 13 points from +48 to +61 [Chart 3, Table 3].

It also rose from *good* to *very good* in Balance Luzon, up by 12 points from +44 to +56.

It stayed *excellent* in Mindanao, up by 4 points from +76 to +80.

It stayed *good* in the Visayas, hardly moving from +44 to +45.

***Very good* in both urban and rural areas**

Urban net satisfaction with Pres. Duterte rose from *good* to *very good*, up by 15 points from +49 to +64 [Chart 4, Table 4].

Rural net satisfaction stayed *very good*, hardly moving from +55 to +56.

Up among both men and women

Pres. Duterte's net satisfaction rating stayed *very good* among men, up by 9 points from +53 to +62 [Chart 5, Table 5].

It also stayed *very good* among women, up by 8 points from +51 to +59.

Up in all age groups

The President's net satisfaction rating stayed *very good* among the 18-24-year-olds, up by 10 points from +58 to +68 [Chart 6, Table 6].

It stayed *very good* among the 25-34-year-olds, up by 8 points from +56 to +64.

It stayed *very good* among the 35-44-year-olds, up by 13 points from +53 to +66.

It also stayed *very good* among the 45-54-year-olds, up by 10 points from +52 to +62.

It stayed *good* among those 55 years old and older, up by 4 points from +45 to +49.

Up in all educational groups except among non-elementary graduates

Pres. Duterte's net satisfaction rating rose from *good* to *very good* among elementary school graduates, up by 12 points from +44 to +56 [*Chart 7, Table 7*].

It stayed *very good* among junior high school graduates, up by 8 points from +58 to +66.

It rose from *very good* to *excellent* among college graduates, up by 19 points from +52 to +71.

It stayed *good* among non-elementary school graduates, although down by 11 points from +48 to +37.

Socio-demographic characteristics of respondents

Applying census weights, 13% of the respondents are from Metro Manila, 45% from Balance Luzon (or Luzon outside Metro Manila), 19% from the Visayas and 23% from Mindanao [*Table 8*].

Forty-eight percent are from urban areas, and the balance of 52% are from rural areas.

Male and female respondents have a 1 to 1 ratio, and thus, are alternately sampled.

By age group, 12% are youth (18-24), 19% are intermediate youth (25-34), 21% are middle-aged (35-44), 19% are 45 to 54 years old, and 29% are 55 years old and above.

By education, 13% had at most some elementary education, 26% either finished elementary or had some high school education, 48% either finished high school, completed vocational school, or attended some college, and 13% either graduated from college or took post-graduate studies.

Survey background

The Fourth Quarter 2021 Social Weather Survey was conducted from December 12-16, 2021, using face-to-face interviews of 1,440 adults (18 years old and above) nationwide: 360 each in Balance Luzon, Metro Manila, the Visayas, and Mindanao. Face-to-face is the standard interviewing method for Social Weather Stations; the only exceptions were early in the pandemic when movement restrictions made face-to-face impossible and mobile phone interviews were conducted. Normal face-to-face field operations resumed in November 2020. The sampling error margins are $\pm 2.6\%$ for national percentages, and $\pm 5.2\%$ for Balance Luzon, Metro Manila, the Visayas, and Mindanao.

The area estimates were weighted by the Philippine Statistics Authority medium-population projections for 2021 to obtain the national estimates.

The survey items reported here were non-commissioned. They were done on SWS's own initiative and released as a public service. The findings were first presented at the annual [SWS Survey Review](#) on February 7, 2022.

The exact phrasing of the survey questions (the source language is Filipino; English translation included) was:

“Maaari po bang pakisabi ninyo kung gaano kayo nasisiyahan o hindi nasisiyahan sa pagganap ng tungkulin ni RODRIGO DUTERTE bilang Presidente ng Pilipinas. Kayo ba ay lubos na nasisiyahan, medyo nasisiyahan, hindi tiyak kung nasisiyahan o hindi, medyo hindi nasisiyahan, lubos na hindi nasisiyahan, o wala pa kayong narinig o nabasa kahit na kailan tungkol kay RODRIGO DUTERTE? [Please tell me how satisfied or dissatisfied you are with the performance of RODRIGO DUTERTE as President of the Philippines. Are you very satisfied, somewhat satisfied, undecided if satisfied or dissatisfied, somewhat dissatisfied, very dissatisfied, or you have not ever heard or read anything about RODRIGO DUTERTE?]”

SWS terminology for Net Satisfaction Ratings: +70 and above, “excellent”; +50 to +69, “very good”; +30 to +49, “good”; +10 to +29, “moderate”, +9 to -9, “neutral”; -10 to -29, “poor”; -30 to -49, “bad”; -50 to -69, “very bad”; -70 and below, “execrable.” SWS considers the movement from one classification to another as either an “upgrade” or “downgrade.”

SWS employs its own staff for questionnaire design, sampling, fieldwork, data processing, and analysis, and does not outsource any of its survey operations. This report was prepared by Leo S. Laroza and Marvin R. Ipac.

#

Chart 1

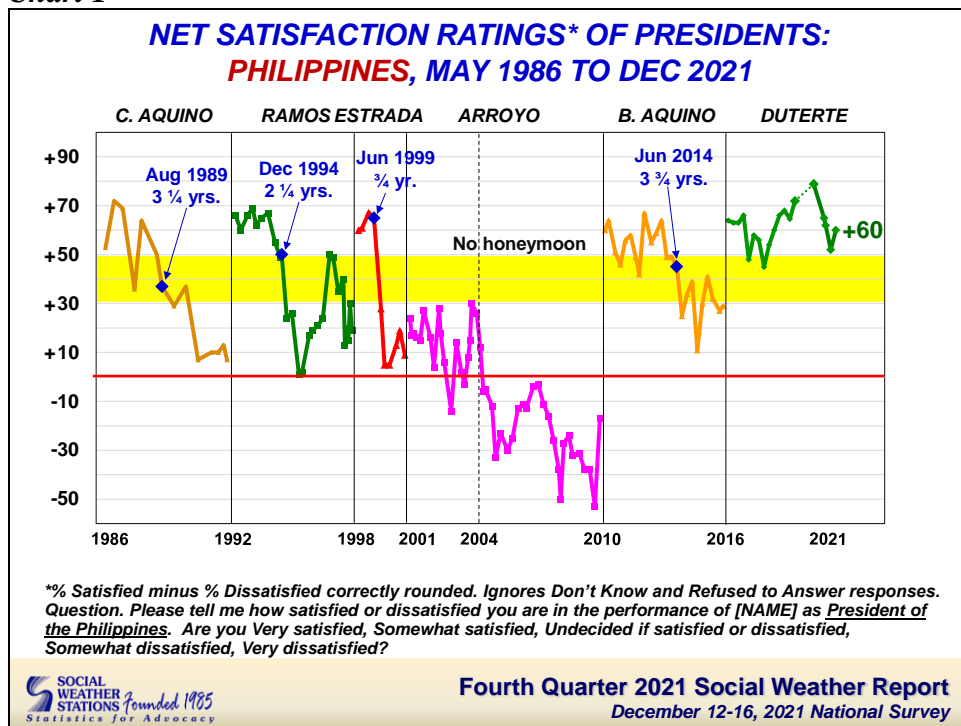


Table 1

**NET SATISFACTION RATINGS* OF PRESIDENTS:
 PHILIPPINES (page 1 of 2)**

C. AQUINO		C. AQUINO (cont)		RAMOS (cont)		ESTRADA		ARROYO (cont)	
Net*		Net*		Net*		Net*		Net*	
May 86	+53	Feb 92	+13	Oct 95	+1	Sep 98	+60	Mar 02	+16
Oct 86	+72	Apr 92	+7	Dec 95	+2	Nov 98	+61	May 02	+4
Ave. 1986	+63	Ave. 1992	+10	Ave. 1995	+13	Ave. 1998	+61	Aug 02	+28
Mar 87	+69	Ave. C. Aquino	+35	Apr 96	+17	Mar 99	+67	Sep 02	+18
Oct 87	+36	RAMOS	Net*	Jun 96	+19	Jun 99	+65	Nov 02	+6
Ave. 1987	+53	Sep 92	+66	Sep 96	+21	Oct 99	+28	Ave. 2002	+14
Feb 88	+64	Dec 92	+60	Dec 96	+24	Dec 99	+5	Mar 03	-14
Aug 88	+57	Ave. 1992	+63	Ave. 1996	+20	Ave. 1999	+41	Jun 03	+14
Sep 88	+50	Apr 93	+66	Apr 97	+50	Mar 00	+5	Jun 03	+2
Ave. 1988	+57	Jul 93	+69	Jun 97	+49	Jul 00	+13	Sep 03	+2
Feb 89	+37	Sep 93	+62	Sep 97	+35	Sep 00	+19	Nov 03	-3
Aug 89	+32	Dec 93	+65	Dec 97	+40	Dec 00	+9	Ave. 2003	0
Sep 89	+29	Ave. 1993	+60	Ave. 1997	+44	Ave. 2000	+12	Jan 04	+8
Ave. 1989	+33	Apr 94	+67	Feb 98	+20	Ave. Estrada	+33	Feb 04	+15
Mar 90	+24	Aug 94	+55	Mar 98	+15	ARROYO	Net*	Mar 04	+30
Apr 90	+37	Nov 94	+49	Mar-Apr 98	+30	Mar 01	+24	Jun 04	+26
Nov 90	+7	Dec 94	+50	Apr 98	+19	Apr 01	+17	Aug 04	+12
Ave. 1990	+23	Ave. 1994	+55	Ave. 1998	+19	May 01	+18	Oct 04	-6
Apr 91	+24	Mar 95	+24	Ave. Ramos	+38	Jul 01	+16	Dec 04	-5
Jul 91	+10	Jun 95	+26			Sep 01	+15	Ave. 2004	+11
Nov 91	+10					Nov 01	+27	Mar 05	-12
Ave. 1991	+15					Ave. 2001	+20	May 05	-33
								Aug 05	-23

* Net ratings = % Satisfied minus % Dissatisfied correctly rounded.

Fourth Quarter 2021 Social Weather Report
 December 12-16, 2021 National Survey

Table 1 (continued)

NET SATISFACTION RATINGS* OF PRESIDENTS: PHILIPPINES (page 2 of 2)							
ARROYO (cont)	Net*	ARROYO (cont)	Net*	B. AQUINO (cont)	Net*	DUTERTE	
Dec 05	-30	Dec 09	-38	Mar 13	+59	Sep 16	+64
Ave. 2005	-25	Ave. 2009	-35	Jun 13	+64	Dec 16	+63
Mar 06	-25	Mar 10	-53	Sep 13	+49	Ave. 2016	+64
Jun 06	-13	Jun 10	-17	Dec 13	+49	Mar 17	+63
Sep 06	-11	Ave. 2010	-35	Ave. 2013	+55	Jun 17	+66
Nov 06	-13	Ave. Arroyo	-7	Mar 14	+45	Sep 17	+48
Ave. 2006	-16	B. AQUINO		Jun 14	+25	Dec 17	+58
Feb 07	-4	Sep 10	+60	Sep 14	+34	Ave. 2017	+59
Jun 07	-3	Nov 10	+64	Dec 14	+39	Mar 18	+56
Sep 07	-11	Ave. 2010	+62	Ave. 2014	+36	Jun 18	+45
Dec 07	-16	Mar 11	+51	Mar 15	+11	Sep 18	+54
Ave. 2007	-9	Jun 11	+46	Jun 15	+30	Dec 18	+60
Mar 08	-26	Sep 11	+56	Sep 15	+41	Ave. 2018	+54
Jun 08	-38	Dec 11	+58	Dec 15	+32	Mar 19	+66
Jul 08	-50	Ave. 2011	+53	Ave. 2015	+29	Jun 19	+68
Sep 08	-27	Mar 12	+49	Apr 16	+27	Sep 19	+65
Dec 08	-24	May 12	+42	Jun 16	+29	Dec 19	+72
Ave. 2008	-33	Aug 12	+67	Ave. 2016	+28	Ave. 2019	+68
Feb 09	-32	Dec 12	+55	Ave. B. Aquino	+45	Nov 20	+79
Jun 09	-31	Ave. 2012	+53			May 21	+65
Sep 09	-38					Jun 21	+62
						Sep 21	+52
						Dec 21	+60
						Ave. 2021	+64

* Net ratings = % Satisfied minus % Dissatisfied correctly rounded.

Table 2

PUBLIC SATISFACTION WITH PRESIDENT RODRIGO DUTERTE: JUN 2021 TO DEC 2021 (page 1 of 2)												
	Satisfied			Undecided			Dissatisfied			Net*		
	Jun21	Sep21	Dec21	Jun21	Sep21	Dec21	Jun21	Sep21	Dec21	Jun21	Sep21	Dec21
Total PH (100%)	75%	67%	75%	12%	11%	9%	13%	15%	15%	+62	+52	+60
NCR (14%)	77	68	76	9	10	9	14	20	15	+63	+48	+61
Bal. Luzon (45%)	72	61	73	13	12	11	15	17	16	+58	+44	+56
Visayas (19%)	69	62	67	15	13	11	16	17	22	+53	+44	+45
Mindanao (23%)	85	82	87	9	6	6	6	6	7	+79	+76	+80
Urban (48%)	76	67	78	12	9	9	12	18	13	+65	+49	+64
Rural (52%)	74	67	73	12	12	10	14	12	17	+61	+55	+56

* % Satisfied minus % Dissatisfied correctly rounded. Ignores Don't Know and Refused to Answer responses. Figures in parentheses are national proportions for December 2021.

Question. Please tell me how satisfied or dissatisfied you are in the performance of RODRIGO DUTERTE as President of the Philippines. Are you Very satisfied, Somewhat satisfied, Undecided if satisfied or dissatisfied, Somewhat dissatisfied, Very dissatisfied?

Table 2 (continued)

PUBLIC SATISFACTION WITH PRESIDENT RODRIGO DUTERTE: JUN 2021 TO DEC 2021 (page 2 of 2)												
	Satisfied			Undecided			Dissatisfied			Net*		
	Jun21	Sep21	Dec21	Jun21	Sep21	Dec21	Jun21	Sep21	Dec21	Jun21	Sep21	Dec21
Total PH (100%)	75%	67%	75%	12%	11%	9%	13%	15%	15%	+62	+52	+60
Men (50%)	77	67	76	11	11	9	12	15	15	+65	+53	+62
Women (50%)	74	67	74	13	10	10	14	15	16	+60	+51	+59
18-24 (12%)	78	71	78	11	8	12	11	14	10	+66	+58	+68
25-34 (19%)	79	70	79	10	13	6	11	14	15	+68	+56	+64
35-44 (21%)	77	67	78	15	11	9	8	14	13	+68	+53	+66
45-54 (19%)	76	67	77	11	13	7	13	15	16	+63	+52	+62
55+ (29%)	68	62	68	13	9	13	18	17	19	+50	+45	+49
Some Elem (10%)	68	61	64	15	10	8	17	13	27	+51	+48	+37
Some HS (29%)	71	62	72	15	13	12	15	17	16	+56	+44	+56
Some Voc/Coll (48%)	78	71	78	10	11	9	12	13	12	+66	+58	+66
Coll. Grad (13%)	80	70	82	12	6	7	9	18	11	+71	+52	+71

* % Satisfied minus % Dissatisfied correctly rounded. Ignores Don't Know and Refused to Answer responses. Figures in parentheses are national proportions for December 2021.
 Question. Please tell me how satisfied or dissatisfied you are in the performance of RODRIGO DUTERTE as President of the Philippines. Are you Very satisfied, Somewhat satisfied, Undecided if satisfied or dissatisfied, Somewhat dissatisfied, Very dissatisfied?

Fourth Quarter 2021 Social Weather Report
 December 12-16, 2021 National Survey

Chart 2

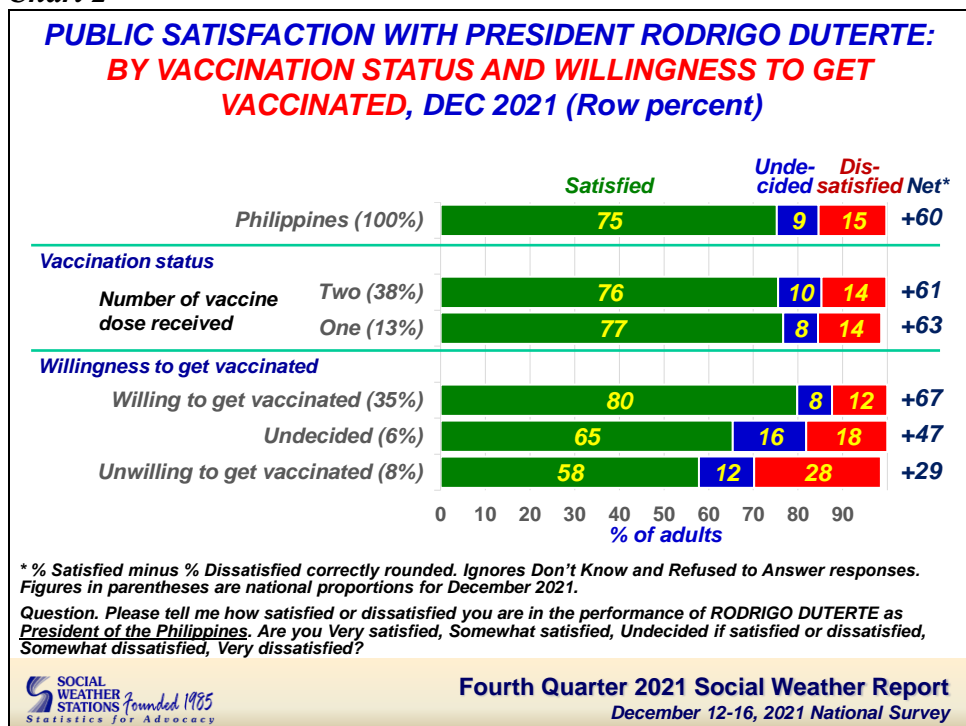


Chart 3

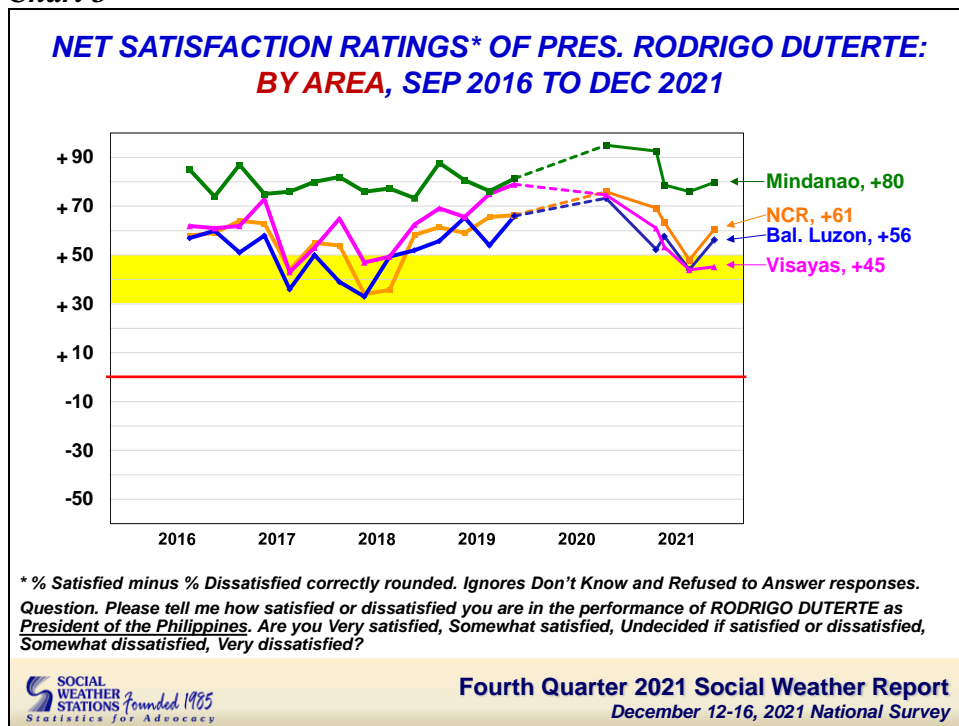


Table 3

**NET SATISFACTION RATINGS* OF PRES. RODRIGO DUTERTE:
 BY AREA**

	Total						Total				
	PH	NCR	Bal Luz	Vis	Min		PH	NCR	Bal Luz	Vis	Min
Sep 16	+64	+58	+57	+62	+85	Mar 19	+66	+61	+56	+69	+88
Dec 16	+63	+59	+60	+61	+74	Jun 19	+68	+59	+65	+66	+81
Ave. 16	+64	+59	+59	+62	+80	Sep 19	+65	+66	+54	+75	+76
Mar 17	+63	+64	+51	+62	+87	Dec 19	+72	+66	+66	+79	+81
Jun 17	+66	+63	+58	+73	+75	Ave. 19	+68	+63	+60	+72	+82
Sep 17	+48	+44	+36	+43	+76	Nov 20	+79	+76	+73	+75	+95
Dec 17	+58	+55	+50	+53	+80	May 21	+65	+69	+52	+61	+93
Ave. 17	+59	+57	+49	+58	+80	Jun 21	+62	+63	+58	+53	+79
Mar 18	+56	+54	+39	+65	+82	Sep 21	+52	+48	+44	+44	+76
Jun 18	+45	+34	+33	+47	+76	Dec 21	+60	+61	+56	+45	+80
Sep 18	+54	+36	+49	+49	+77						
Dec 18	+60	+58	+52	+62	+73						
Ave. 18	+54	+46	+43	+56	+77						

* % Satisfied minus % Dissatisfied correctly rounded. Ignores Don't Know and Refused to Answer responses.
 Question. Please tell me how satisfied or dissatisfied you are in the performance of RODRIGO DUTERTE as President of the Philippines. Are you Very satisfied, Somewhat satisfied, Undecided if satisfied or dissatisfied, Somewhat dissatisfied, Very dissatisfied?

Fourth Quarter 2021 Social Weather Report
 December 12-16, 2021 National Survey

Chart 4

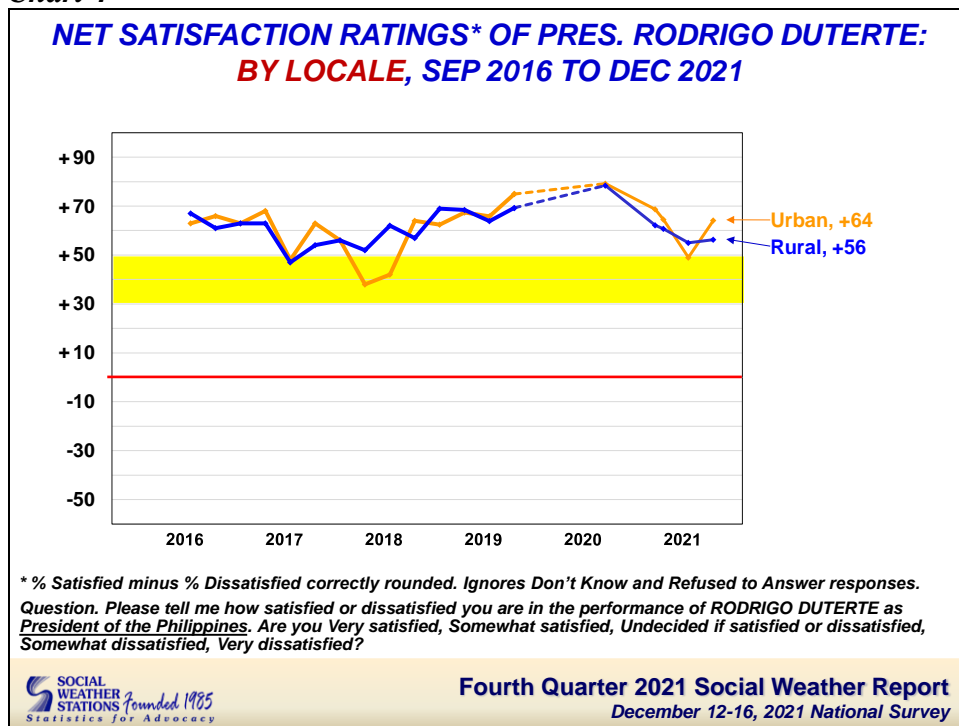


Table 4

**NET SATISFACTION RATINGS* OF PRES. RODRIGO DUTERTE:
 BY LOCALE**

	Total PH	Urban	Rural		Total PH	Urban	Rural
Sep 16	+64	+63	+67	Mar 19	+66	+62	+69
Dec 16	+63	+66	+61	Jun 19	+68	+67	+68
Ave. 16	+64	+65	+64	Sep 19	+65	+66	+64
Mar 17	+63	+63	+63	Dec 19	+72	+75	+69
Jun 17	+66	+68	+63	Ave. 19	+68	+68	+68
Sep 17	+48	+48	+47	Nov 20	+79	+79	+78
Dec 17	+58	+63	+54	May 21	+65	+69	+62
Ave. 17	+59	+61	+57	Jun 21	+62	+65	+61
Mar 18	+56	+56	+56	Sep 21	+52	+49	+55
Jun 18	+45	+38	+52	Dec 21	+60	+64	+56
Sep 18	+54	+42	+62				
Dec 18	+60	+64	+57				
Ave. 18	+54	+50	+57				

* % Satisfied minus % Dissatisfied correctly rounded. Ignores Don't Know and Refused to Answer responses.
 Question. Please tell me how satisfied or dissatisfied you are in the performance of RODRIGO DUTERTE as President of the Philippines. Are you Very satisfied, Somewhat satisfied, Undecided if satisfied or dissatisfied, Somewhat dissatisfied, Very dissatisfied?

Fourth Quarter 2021 Social Weather Report
 December 12-16, 2021 National Survey

Chart 5

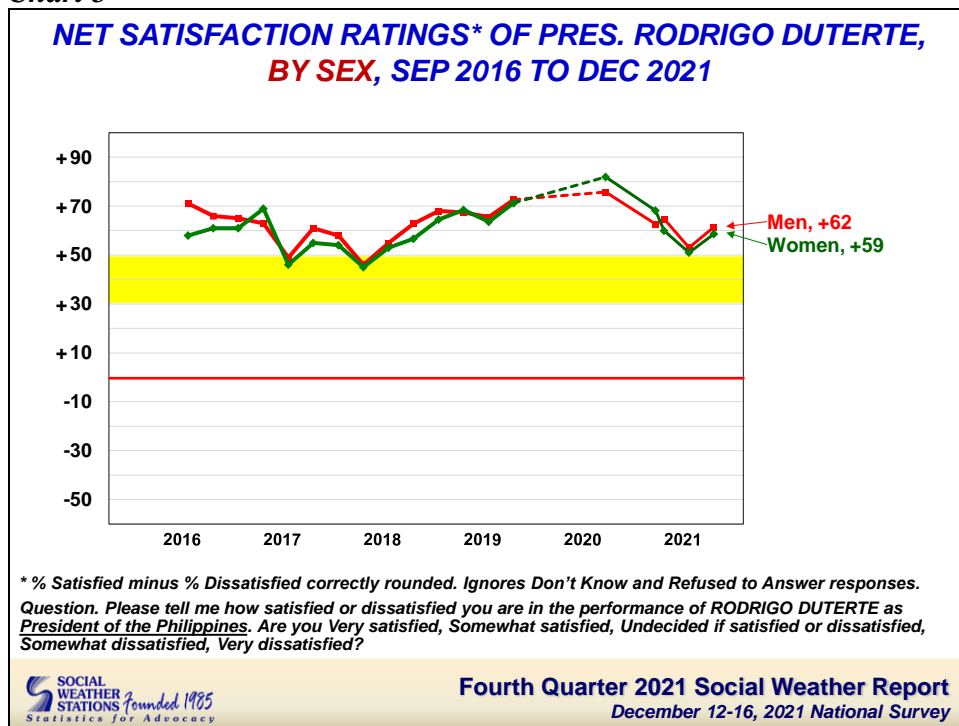


Table 5

**NET SATISFACTION RATINGS* OF PRES. RODRIGO DUTERTE,
 BY SEX**

	Total PH	Men	Women		Total PH	Men	Women
Sep 16	+64	+71	+58	Mar 19	+66	+68	+65
Dec 16	+63	+66	+61	Jun 19	+68	+67	+69
Ave. 16	+64	+69	+60	Sep 19	+65	+66	+64
Mar 17	+63	+65	+61	Dec 19	+72	+73	+71
Jun 17	+66	+63	+69	Ave. 19	+68	+69	+67
Sep 17	+48	+49	+46	Nov 20	+79	+76	+82
Dec 17	+58	+61	+55	May 21	+65	+63	+68
Ave. 17	+59	+60	+58	Jun 21	+62	+65	+60
Mar 18	+56	+58	+54	Sep 21	+52	+53	+51
Jun 18	+45	+46	+45	Dec 21	+60	+62	+59
Sep 18	+54	+55	+53				
Dec 18	+60	+63	+57				
Ave. 18	+54	+55	+52				

* % Satisfied minus % Dissatisfied correctly rounded. Ignores Don't Know and Refused to Answer responses.
 Question. Please tell me how satisfied or dissatisfied you are in the performance of RODRIGO DUTERTE as President of the Philippines. Are you Very satisfied, Somewhat satisfied, Undecided if satisfied or dissatisfied, Somewhat dissatisfied, Very dissatisfied?

Fourth Quarter 2021 Social Weather Report
 December 12-16, 2021 National Survey

Chart 6

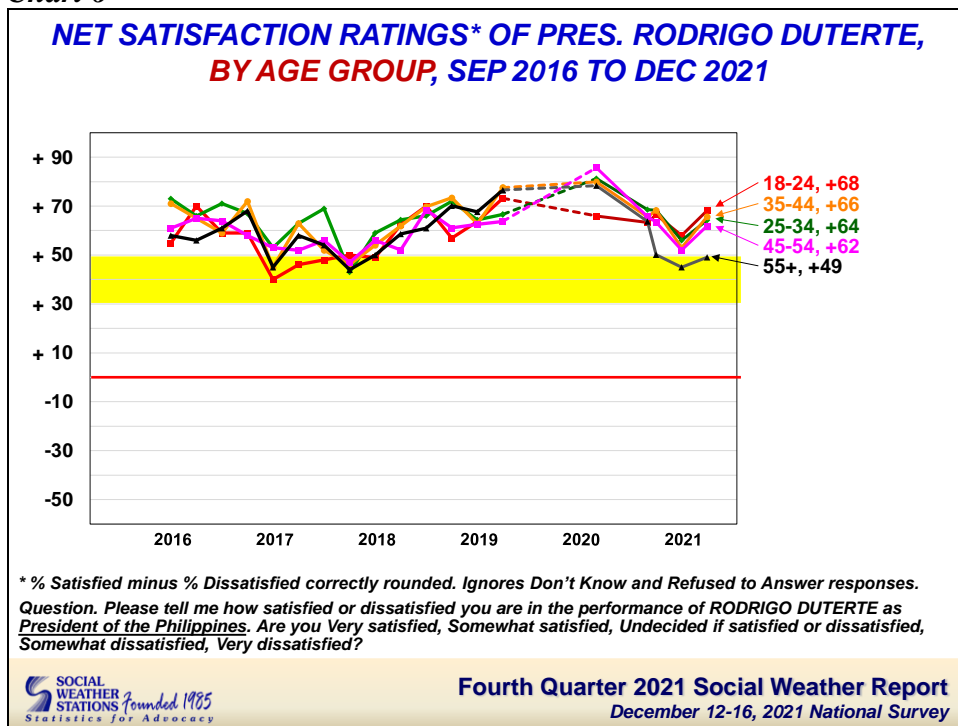


Table 6

**NET SATISFACTION RATINGS* OF PRES. RODRIGO DUTERTE,
 BY AGE GROUP**

	Tot PH	18-24	25-34	35-44	45-54	55+		Tot PH	18-24	25-34	35-44	45-54	55+
Sep 16	+64	+55	+73	+71	+61	+58	Mar 19	+66	+70	+66	+70	+68	+61
Dec 16	+63	+70	+66	+65	+65	+56	Jun 19	+68	+57	+72	+73	+61	+70
Ave. 16	+64	+63	+70	+68	+63	+57	Sep 19	+65	+64	+64	+63	+63	+68
Mar 17	+63	+59	+71	+59	+64	+61	Dec 19	+72	+73	+67	+78	+64	+77
Jun 17	+66	+59	+67	+72	+58	+68	Ave. 19	+68	+66	+67	+71	+64	+69
Sep 17	+48	+40	+53	+45	+53	+45	Nov 20	+79	+66	+81	+80	+86	+78
Dec 17	+58	+46	+63	+63	+52	+58	May 21	+65	+63	+69	+66	+66	+64
Ave. 17	+59	+51	+64	+60	+57	+58	Jun 21	+62	+66	+68	+68	+63	+50
Mar 18	+56	+48	+69	+52	+56	+54	Sep 21	+52	+58	+56	+53	+52	+45
Jun 18	+45	+50	+43	+46	+47	+44	Dec 21	+60	+68	+64	+66	+62	+49
Sep 18	+54	+49	+59	+54	+56	+50							
Dec 18	+60	+62	+64	+62	+52	+59							
Ave. 18	+54	+52	+59	+53	+53	+52							

* % Satisfied minus % Dissatisfied correctly rounded. Ignores Don't Know and Refused to Answer responses.
 Question. Please tell me how satisfied or dissatisfied you are in the performance of RODRIGO DUTERTE as President of the Philippines. Are you Very satisfied, Somewhat satisfied, Undecided if satisfied or dissatisfied, Somewhat dissatisfied, Very dissatisfied?

Fourth Quarter 2021 Social Weather Report
 December 12-16, 2021 National Survey

Chart 7

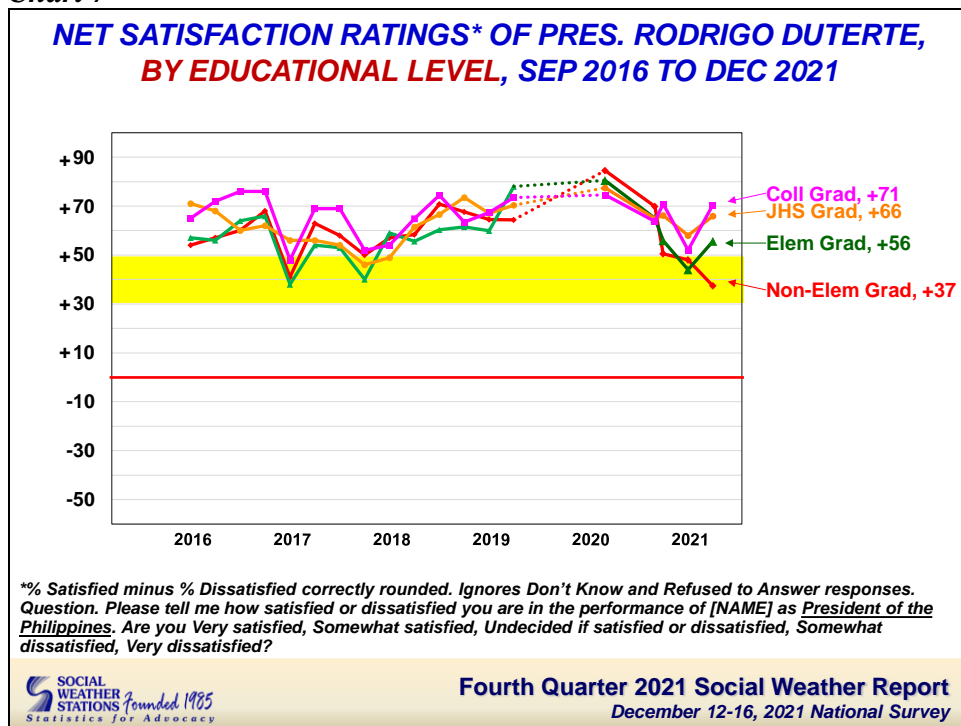


Table 7

**NET SATISFACTION RATINGS* OF PRES. RODRIGO DUTERTE,
 BY EDUCATIONAL LEVEL**

	Total PH	Some Elem	Some HS	Some Voc/ Coll.	Coll. Grad		Total PH	Some Elem	Some HS	Some Voc/ Coll.	Coll. Grad
Sep 16	+64	+54	+57	+71	+65	Mar 19	+66	+71	+60	+67	+74
Dec 16	+63	+57	+56	+68	+72	Jun 19	+68	+68	+62	+74	+63
Ave. 16	+64	+56	+57	+70	+69	Sep 19	+65	+65	+60	+67	+67
Mar 17	+63	+60	+64	+60	+76	Dec 19	+72	+64	+78	+70	+73
Jun 17	+66	+68	+66	+62	+76	Ave. 19	+68	+67	+65	+70	+69
Sep 17	+48	+41	+38	+56	+48	Nov 20	+79	+85	+81	+77	+75
Dec 17	+58	+63	+54	+56	+69	May 21	+65	+70	+65	+65	+64
Ave. 17	+59	+58	+56	+59	+67	Jun 21	+62	+51	+56	+66	+71
Mar 18	+56	+58	+53	+54	+69	Sep 21	+52	+48	+44	+58	+52
Jun 18	+45	+50	+40	+46	+52	Dec 21	+60	+37	+56	+66	+71
Sep 18	+54	+57	+59	+49	+54						
Dec 18	+60	+58	+56	+62	+65						
Ave. 18	+54	+56	+52	+53	+60						

*% Satisfied minus % Dissatisfied correctly rounded. Ignores Don't Know and Refused to Answer responses. Question. Please tell me how satisfied or dissatisfied you are in the performance of [NAME] as President of the Philippines. Are you Very satisfied, Somewhat satisfied, Undecided if satisfied or dissatisfied, Somewhat dissatisfied, Very dissatisfied?

Fourth Quarter 2021 Social Weather Report
 December 12-16, 2021 National Survey

Table 8

AREA, LOCALE, SEX, AGE, AND EDUCATION OF ADULT RESPONDENTS, DEC 2021			
Area (Weighted)		Age	
NCR	13%	18-24	12%
Balance Luzon	45	25-34	19
Visayas	19	35-44	21
Mindanao	23	45-54	19
		55 and above	29
Locale (ascertained)		Education	
Urban	48	None/Some elem.	13
Rural	52	Elem. grad./Some HS	26
Sex (pre-determined)		HS/Voc. grad./Some coll.	48
Male	50	Coll. grad./Post coll.	13
Female	50		