

第24届冬季奥林匹克运动会
The XXIV Olympic Winter Games



官方成绩报告 Official Results Book

速度滑冰
Speed Skating



一起向未来

Together for a Shared Future



Version History

Version	Date	Created by	Comments
1.0	19 FEB 2022	Juan CARMONA (VRM) YI Xiaomeng (DVRM)	First version



Competition Format and Rules

竞赛形式与规则 / Format et règlement des compétitions
As of SUN 23 JAN 2022

OLYMPIC COMPETITION FORMAT

Speed skating comprises 14 events (distances) at the Olympic Winter Games Beijing 2022:

- Women: 500m, 1000m, 1500m, 3000m, 5000m, mass start and team pursuit
- Men: 500m, 1000m, 1500m, 5000m, 10,000m, mass start and team pursuit

Individual distances (except mass start)

All individual distances except the mass start are organised in a single-race format.

Mass start

Two semifinals and a final will be skated on the same day. The top eight ranked skaters from each Semifinal qualify for the final. In addition, skaters may be advanced to the Final based on the referee's decision. Each race consists of 16 laps with intermediate sprints at the finish of four, eight and 12 laps, in addition to a final sprint. The ranking at the intermediate sprints will be determined by transponder based timing and the finishing order at the final sprint will be determined by photo-finish. Event rankings are based on points gained in sprints, then by finish time for athletes not scoring any points.

Race points are awarded for the sprints as follows:

- Intermediate sprints: first three skaters will gain: 3 - 2 - 1 points.
- Final sprint: first six skaters will gain: 60 - 40 - 20 - 10 - 6 - 3 points.
- The winners of the final sprint (places 1 to 3) will be ranked 1-2-3 in the race.
- The remaining skaters will be ranked according to their sprint points.
- For skaters that do not finish the race in a regular manner, points allocated from the intermediate sprints will not be considered for the final race result. Such intermediate sprint points will not be reallocated to other skaters.
- Skaters without points will be ranked according to their order of finish in the final sprint.
- Skaters not finishing the race will be ranked according to the number of laps they have completed before being lapped, or otherwise having abandoned the race. If more than one of these skaters have completed the same number of laps, they will be ranked according to their intermediate times from their last completed lap.
- Those skaters who do not qualify for the final will be given an event ranking based on the ISU rules.
- The intermediate rankings shown at the completion of each lap are based on the order of crossing the finishing line, not on any accumulated sprint points. After each sprint, the current points standings are shown separately on the scoreboard.



Team pursuit

Races are skated with three skaters in each team. The result of the team is determined by the last finishing skater in the team. The teams start at opposite positions at each side of the track. In elimination format (semifinals and finals) a team is declared the winner if it overtakes the other team. Otherwise the winner is the team with the fastest finishing time.

Women's and men's team pursuit races will be skated over two days. The first day's programme will include the quarterfinals for women and men. On the second day, the semifinals for women and men and all finals (medal races and classification races) will be staged.

The four fastest teams from the quarterfinal races will advance to the semifinals, the two fastest losers will race in final C for fifth and sixth places, and the two slowest losers will race in final D for seventh and eighth places. The winners of the semifinals will race in the gold-medal final A race and the losers of the semifinals in the bronze-medal final B race.

DIFFERENCES BETWEEN THE ISU WORLD CHAMPIONSHIPS AND THE OLYMPIC WINTER GAMES

The Olympic Winter Games competition format is similar to the ISU world championships in single distances, but only one distance is skated per day of competition. The team pursuit is skated with a set of elimination phases, ending with decisive final races. In the world championships, the team pursuit events are decided on time performance in a single set of races. For the mass start event the world championships is skated with one decisive race only (no semifinals).

ISU Speed Skating World Championships are also held with a different format from the competitions at Olympic Winter Games. In the World Allround and the World Sprint Championships results are determined by the total time points after four distances.

CHANGES SINCE THE OLYMPIC WINTER GAMES PYEONGCHANG 2018

None.

SPORT RULES AND PROCEDURES

Racing course

The oval has a 400m track with two competition lanes. For individual distances (except mass start) skaters compete in pairs. One starts in the inner lane, the other in the outer. Competitors starting in the inner lane must wear white armbands, competitors in the outer lane red armbands. The skaters change their lanes at the crossing straight (opposite to the finishing straight) every lap. However, when a distance starts on the crossing straight, the first changeover takes place after one lap.

Competitors are placed in groups based on the ISU ranking list. Pairs are drawn within each group. The pairs from the group with the best skaters start last in the competition.

For the mass start, skaters start together and only one competition lane (restricted only by the inner demarcation of the warm-up lane) is used. The total number of skaters allowed to compete in one race is generally limited to 24 (or to 30), but at Olympic Games it will normally be not more than 16 skaters in one race. Both women and men skate over a distance of 16 laps.

For the team pursuit races only one competition lane (restricted only by the inner demarcation of the inner racing lane for individual races) is used. The two teams in a race will start and finish in the middle of the finishing and the crossing straights respectively. Women skate over a distance of six laps, men over a distance eight laps.

Starting order

Competitors are placed in groups based on the ISU ranking list. Pairs are drawn within each group. The pairs from the group with the best skaters start last in the competition.



The composition of the heats of the quarterfinals of the team pursuit will be determined by an open draw between the entered teams.

For the semifinals and finals of the team pursuit events, the races are composed according to the results from the previous round of races.

For the mass start races the lineup at the start (up to six skaters per row) will be according to ISU ranking in the semifinals and according to semifinal results in the final.

Re-skate

For individual distances (except mass start) and team pursuit the referee may allow a skater or team a fresh start (re-skate) in cases where the skater or team has been obstructed by another skater or team in the race, or by some other disturbance. In the case of a re-skate, the skater or team has the right to a rest time of 30 minutes, and the result is determined by the better time of the two races.

Timing

Races will be timed automatically, to an accuracy of one thousandth of a second, with multiple automatic timekeeping systems and a manual timekeeping providing backup. Times will be displayed to one hundredth of a second unless skaters/teams are tied and the tie can be broken at the thousandth-of-a-second level.

For the team pursuit events, the finishing time of each team is recorded as the time of the last (third) finishing skater of the team.

Tiebreak rules

Individual distances (except mass start)

- If two or more skaters obtain the same time to the hundredth of a second, the ties will be broken to the thousandth of a second. Times will then be presented with the thousandth of a second included. If times are still equal, the tie remains.

Mass start

- If two or more skaters obtain the same rank in the intermediate sprint as recorded by the transponder based timing, the ties will be broken by taking into consideration the ranking order according to the photo-finish based timing system. If it is not possible to distinguish the order of the skaters by photo-finish, the tie remains and both skaters receive the same number of sprint points (3, 2 or 1 points, respectively).
- If two or more skaters obtain the same finishing order in the final sprint, as recorded by the photo-finish system, the tie remains and both skaters receive the same number of sprint points (60 - 40 - 20 - 10 - 6 - 3 points, respectively).
- If two or more skaters obtain the same total of points, the order of finish in the final sprint will break the tie, if possible.
- Any finish times that are the same to the hundredth of a second will be presented with the thousandth of a second included.

Times in the final sprint for skaters who have gained the same number of sprint points and obtain the same time to the hundredth of a second will be presented with the thousandth of a second included.



Team pursuit

- If two teams obtain the same time to the hundredth of a second, the tie will be broken to the thousandth of a second. Times will then be presented with the thousandth of a second included.
- If ties remain after considering the times to the thousandth of a second for quarterfinals or semifinals, a tie for qualifying for progression to the next phase will be broken by the Olympic qualification ranking. Times for tied teams will be presented to the thousandth of a second.
- If ties in the finals remain after considering the times to the thousandth of a second, the tie remains.

Penalties/disqualification rules

A competitor will be disqualified according to ISU rules:

- In the case of a false start when there has already been one false start in the pair (not applicable for mass start).
- In the case of a breach of the rules concerning authorised competition equipment.
- In the case of a doping offence (positive doping test).
- In the case of a breach of the eligibility rules of the ISU.

Based on the judgement of the referee, a competitor can be disqualified according to ISU rules:

- If the skater does not keep within the prescribed lane or racing track demarcation.
- If the skater obstructs another competitor.
- In the case of improper conduct towards officials.
- In case of unsportsmanlike behaviour.
- If skater did not change lane to other lane on crossing straight, or does it incorrectly (too early or too late).

Protests/appeals

- Protests concerning the participation of any skater must be made before the start of the competition.
- Protests concerning results of the competition must be made during or immediately after the competition. Such protests will be decided upon by the referee.
- No protests can be made after the official results have been declared.
- No protests can be made to FOP decision of the referee.



Medallists by Event
各小项获奖运动员 / Médaillé(e)s par épreuve

As of SAT 19 FEB 2022 at 17:19

After 14 of 14 Events

Event	Date	Medal	Name	NOC Code
Women's 500m	SUN 13 FEB	GOLD	JACKSON Erin	USA
		SILVER	TAKAGI Miho	JPN
		BRONZE	GOLIKOVA Angelina	ROC
Women's 1000m	THU 17 FEB	GOLD	TAKAGI Miho	JPN
		SILVER	LEERDAM Jutta	NED
		BRONZE	BOWE Brittany	USA
Women's 1500m	MON 7 FEB	GOLD	WUST Ireen	NED
		SILVER	TAKAGI Miho	JPN
		BRONZE	de JONG Antoinette	NED
Women's 3000m	SAT 5 FEB	GOLD	SCHOUTEN Ireen	NED
		SILVER	LOLLOBRIGIDA Francesca	ITA
		BRONZE	WEIDEMANN Isabelle	CAN
Women's 5000m	THU 10 FEB	GOLD	SCHOUTEN Ireen	NED
		SILVER	WEIDEMANN Isabelle	CAN
		BRONZE	SABLIKOVA Martina	CZE
Women's Mass Start	SAT 19 FEB	GOLD	SCHOUTEN Ireen	NED
		SILVER	BLONDIN Ivanie	CAN
		BRONZE	LOLLOBRIGIDA Francesca	ITA
Women's Team Pursuit	TUE 15 FEB	GOLD	BLONDIN Ivanie MALTAIS Valerie WEIDEMANN Isabelle	CAN
		SILVER	SATO Ayano TAKAGI Miho TAKAGI Nana	JPN
		BRONZE	de JONG Antoinette GROENEWOUD Marijke SCHOUTEN Ireen WUST Ireen	NED
Men's 500m	SAT 12 FEB	GOLD	GAO Tingyu	CHN
		SILVER	CHA Min Kyu	KOR
		BRONZE	MORISHIGE Wataru	JPN
Men's 1000m	FRI 18 FEB	GOLD	KROL Thomas	NED
		SILVER	DUBREUIL Laurent	CAN
		BRONZE	LORENTZEN Haavard Holmefjord	NOR
Men's 1500m	TUE 8 FEB	GOLD	NUIS Kjeld	NED
		SILVER	KROL Thomas	NED
		BRONZE	KIM Minseok	KOR



Medallists by Event
各小项获奖运动员 / Médaillé(e)s par épreuve

As of SAT 19 FEB 2022 at 17:19

Event	Date	Medal	Name	NOC Code
Men's 5000m	SUN 6 FEB	GOLD	van der POEL Nils	SWE
		SILVER	ROEST Patrick	NED
		BRONZE	ENGBRAATEN Hallgeir	NOR
Men's 10000m	FRI 11 FEB	GOLD	van der POEL Nils	SWE
		SILVER	ROEST Patrick	NED
		BRONZE	GHIOTTO Davide	ITA
Men's Mass Start	SAT 19 FEB	GOLD	SWINGS Bart	BEL
		SILVER	CHUNG Jae Won	KOR
		BRONZE	LEE Seung Hoon	KOR
Men's Team Pursuit	TUE 15 FEB	GOLD	ENGBRAATEN Hallgeir KONGSHAUG Peder PEDERSEN Sverre Lunde	NOR
		SILVER	ALDOSHKIN Daniil TROFIMOV Sergei ZAKHAROV Ruslan	ROC
		BRONZE	CEPURAN Ethan DAWSON Casey LEHMAN Emery MANTIA Joey	USA



Start List
 出发顺序 / Liste de départ

WR	36.36	LEE Sang Hwa (KOR)	16 NOV 2013	Salt Lake City, UT (USA)
OR	36.94	KODAIRA Nao (JPN)	18 FEB 2018	PyeongChang (KOR)

Pair	Lane	Name	NOC Code
1	I	HOGAS Mihaela	ROU
	O	RODRIGUEZ LOPEZ Maria Victoria	ARG
2	I	TAS Sandrine	BEL
	O	SAMSONSEN Julie Nistad	NOR
3	I	ZDRAHALOVA Nikola	CZE
	O	RIPSRUD Martine	NOR
4	I	HERZOG Vanessa	AUT
	O	TAKAGI Miho	JPN
5	I	HUDEY Marsha	CAN
	O	BOWE Brittany	USA
6	I	AIDOVA Yekaterina	KAZ
	O	HUANG Yu Ting	TPE
7	I	JIN Jingzhu	CHN
	O	LEERDAM Jutta	NED
8	I	McLEAN Heather	CAN
	O	de JONG Michelle	NED
9	I	KOK Femke	NED
	O	McDOUGALL Brooklyn	CAN
10	I	GO Arisa	JPN
	O	KIM Minsun	KOR
11	I	GOETZ Kimi	USA
	O	KACHANOVA Daria	ROC
12	I	TIAN Ruining	CHN
	O	NIFANTAVA Hanna	BLR
13	I	GOLIKOVA Angelina	ROC
	O	KODAIRA Nao	JPN
14	I	JACKSON Erin	USA
	O	ZIOMEK Kaja	POL
15	I	FATKULINA Olga	ROC
	O	WOJCIK Andzelika	POL

Legend:				
I	Inner lane	O	Outer lane	OR
WR	World Record			Olympic Record



Results
成绩 / Résultats

WR	36.36	LEE Sang Hwa (KOR)	16 NOV 2013	Salt Lake City, UT (USA)
OR	36.94	KODAIRA Nao (JPN)	18 FEB 2018	PyeongChang (KOR)

ISU Officials:				
Referee	BOYD Trevis G. (CAN)			
Assistant Referee	NOZAKI Chiharu (JPN)			
Starter	DAWIDOWSKI Bartosz (POL)			

Rank	Name	NOC Code	Pair	Lane	Time	Gap	Note
1	JACKSON Erin	USA	14	I	37.04	0.00	
2	TAKAGI Miho	JPN	4	O	37.12	0.08	
3	GOLIKOVA Angelina	ROC	13	I	37.21	0.17	
4	HERZOG Vanessa	AUT	4	I	37.28	0.24	
5	LEERDAM Jutta	NED	7	O	37.34	0.30	
6	KOK Femke	NED	9	I	37.39	0.35	
7	KIM Minsun	KOR	10	O	37.60	0.56	
8	KACHANOVA Daria	ROC	11	O	37.65	0.61	
9	ZIOMEK Kaja	POL	14	O	37.70	0.66	
10	FATKULINA Olga	ROC	15	I	37.76	0.72	
11	WOJCIK Andzelika	POL	15	O	37.78	0.74	
12	JIN Jingzhu	CHN	7	I	37.88	0.84	
13	de JONG Michelle	NED	8	O	37.97	0.93	
14	TIAN Ruining	CHN	12	I	37.982	0.94	
15	GO Arisa	JPN	10	I	37.983	0.94	
16	BOWE Brittany	USA	5	O	38.04	1.00	
17	KODAIRA Nao	JPN	13	O	38.09	1.05	
18	GOETZ Kimi	USA	11	I	38.25	1.21	
19	NIFANTAVA Hanna	BLR	12	O	38.30	1.26	
20	AIDOVA Yekaterina	KAZ	6	I	38.54	1.50	
21	HUDEY Marsha	CAN	5	I	38.79	1.75	
22	McDOUGALL Brooklyn	CAN	9	O	38.84	1.80	
23	RIPSRUD Martine	NOR	3	O	38.95	1.91	
24	SAMSONSEN Julie Nistad	NOR	2	O	39.02	1.98	
25	ZDRAHALOVA Nikola	CZE	3	I	39.18	2.14	
26	HUANG Yu Ting	TPE	6	O	39.23	2.19	
27	McLEAN Heather	CAN	8	I	39.31	2.27	
28	TAS Sandrine	BEL	2	I	39.37	2.33	
29	HOGAS Mihaela	ROU	1	I	39.45	2.41	
30	RODRIGUEZ LOPEZ Maria Victoria	ARG	1	O	39.70	2.66	

Referee:	BOYD Trevis G. (CAN)
----------	-----------------------------

Note:
If two or more skaters obtained the same time to the hundredth of a second, their times will be presented to the thousandth of a second.

Legend:				
I	Inner lane	O	Outer lane	OR
WR	World Record			Olympic Record



Medallists
获奖运动员 / Médaillé(e)s

Medal	Name	NOC
GOLD	JACKSON Erin	USA - United States of America
SILVER	TAKAGI Miho	JPN - Japan
BRONZE	GOLIKOVA Angelina	ROC - ROC



Distance Analysis in Pairs
每组分段成绩分析 / Analyses des distances par paire

WR	36.36	LEE Sang Hwa (KOR)	16 NOV 2013	Salt Lake City, UT (USA)
OR	36.94	KODAIRA Nao (JPN)	18 FEB 2018	PyeongChang (KOR)
WR: OR:	100m	10.09 (10.09) 10.26 (10.26)	Finish	36.36 (26.27) 36.94 (26.68)

Pair	Lane	Name				NOC Code	Time	Note	Rank
		Split Time (Rank)	Lap Time	Split Time (Rank)	Lap Time				
1	I	HOGAS Mihaela				ROU	39.45		29
		10.72 (20)	(10.72)	39.45 (29)	(28.73)				
	O	RODRIGUEZ LOPEZ Maria Victoria				ARG	39.70		30
		10.95 (29)	(10.95)	39.70 (30)	(28.75)				
2	I	TAS Sandrine				BEL	39.37		28
		10.78 (25)	(10.78)	39.37 (28)	(28.59)				
	O	SAMSONSEN Julie Nistad				NOR	39.02		24
		10.76 (24)	(10.76)	39.02 (24)	(28.26)				
3	I	ZDRAHALOVA Nikola				CZE	39.18		25
		10.79 (26)	(10.79)	39.18 (25)	(28.39)				
	O	RIPSRUD Martine				NOR	38.95		23
		10.82 (27)	(10.82)	38.95 (23)	(28.13)				
4	I	HERZOG Vanessa				AUT	37.28		4
		10.46 (9)	(10.46)	37.28 (4)	(26.82)				
	O	TAKAGI Miho				JPN	37.12		2
		10.41 (5)	(10.41)	37.12 (2)	(26.71)				
5	I	HUDEY Marsha				CAN	38.79		21
		10.56 (13)	(10.56)	38.79 (21)	(28.23)				
	O	BOWE Brittany				USA	38.04		16
		10.52 (11)	(10.52)	38.04 (16)	(27.52)				
6	I	AIDOVA Yekaterina				KAZ	38.54		20
		10.64 (18)	(10.64)	38.54 (20)	(27.90)				
	O	HUANG Yu Ting				TPE	39.23		26
		11.12 (30)	(11.12)	39.23 (26)	(28.11)				
7	I	JIN Jingzhu				CHN	37.88		12
		10.58 (14)	(10.58)	37.88 (12)	(27.30)				
	O	LEERDAM Jutta				NED	37.34		5
		10.58 (14)	(10.58)	37.34 (5)	(26.76)				
8	I	McLEAN Heather				CAN	39.31		27
		10.94 (28)	(10.94)	39.31 (27)	(28.37)				
	O	de JONG Michelle				NED	37.97		13
		10.71 (19)	(10.71)	37.97 (13)	(27.26)				
9	I	KOK Femke				NED	37.39		6
		10.38 (4)	(10.38)	37.39 (6)	(27.01)				
	O	McDOUGALL Brooklyn				CAN	38.84		22
		10.75 (22)	(10.75)	38.84 (22)	(28.09)				



Distance Analysis in Pairs
每组分段成绩分析 / Analyses des distances par paire

Pair	Lane	Name				NOC Code	Time	Note	Rank
		Split Time (Rank)	Lap Time	Split Time (Rank)	Lap Time				
10	I	GO Arisa				JPN	37.983		15
		10.55 (12)	(10.55)	37.98 (14)	(27.43)				
	O	KIM Minsun				KOR	37.60		7
		10.43 (8)	(10.43)	37.60 (7)	(27.17)				
11	I	GOETZ Kimi				USA	38.25		18
		10.75 (22)	(10.75)	38.25 (18)	(27.50)				
	O	KACHANOVA Daria				ROC	37.65		8
		10.41 (5)	(10.41)	37.65 (8)	(27.24)				
12	I	TIAN Ruining				CHN	37.982		14
		10.31 (1)	(10.31)	37.98 (14)	(27.67)				
	O	NIFANTAVA Hanna				BLR	38.30		19
		10.60 (17)	(10.60)	38.30 (19)	(27.70)				
13	I	GOLIKOVA Angelina				ROC	37.21		3
		10.37 (3)	(10.37)	37.21 (3)	(26.84)				
	O	KODAIRA Nao				JPN	38.09		17
		10.72 (20)	(10.72)	38.09 (17)	(27.37)				
14	I	JACKSON Erin				USA	37.04		1
		10.33 (2)	(10.33)	37.04 (1)	(26.71)				
	O	ZIOMEK Kaja				POL	37.70		9
		10.41 (5)	(10.41)	37.70 (9)	(27.29)				
15	I	FATKULINA Olga				ROC	37.76		10
		10.59 (16)	(10.59)	37.76 (10)	(27.17)				
	O	WOJCIK Andzelika				POL	37.78		11
		10.46 (9)	(10.46)	37.78 (11)	(27.32)				

Legend:

I Inner lane O Outer lane OR Olympic Record
WR World Record



Ice and Climatic Conditions
冰面和气候条件 / Conditions de glace et climatique

	Session 1	
	Start	End
Time	21:55	22:35
Pair Number	1	15
Air Temperature	18.5°C / 65°F	18.8°C / 66°F
Ice Temperature	-10.8°C / 13°F	-10.8°C / 13°F
Humidity	25 %	25 %
Air Pressure	1,022 hPa	1,022 hPa



Start List
 出发顺序 / Liste de départ

REVISED
 17 FEB 14:29

WR	1:11.61	BOWE Brittany (USA)	9 MAR 2019	Salt Lake City, UT (USA)
OR	1:13.56	ter MORS Jorien (NED)	14 FEB 2018	PyeongChang (KOR)

Pair	Lane	Name	NOC Code
1	I	PARK Jiwoo	KOR
	O	TAS Sandrine	BEL
2	I	SCOTT Alexa	CAN
	O	SMEDING Ellia	GBR
3	I	HOGAS Mihaela	ROU
	O	de JONG Antoinette	NED
4	I	SLOEVA Ekaterina	BLR
	O	WIKLUND Ragne	NOR
5	I	HERZOG Vanessa	AUT
	O	YIN Qi	CHN
6	I	MOROZOVA Nadezhda	KAZ
	O	PEARMAN Maddison	CAN
7	I	ZDRAHALOVA Nikola	CZE
	O	KIM Hyun Yung	KOR
8	I	KIM Minsun	KOR
	O	BOSIEK Karolina	POL
9	I	HUANG Yu Ting	TPE
	O	JIN Jingzhu	CHN
*** ICE PREPARATION ***			
10	I	FATKULINA Olga	ROC
	O	AIDOVA Yekaterina	KAZ
11	I	GOETZ Kimi	USA
	O	LEERDAM Jutta	NED
12	I	WOJCIK Andzelika	POL
	O	WUST Ireen	NED
13	I	TAKAGI Miho	JPN
	O	GOLIKOVA Angelina	ROC
14	I	LI Qishi	CHN
	O	KODAIRA Nao	JPN
15	I	KACHANOVA Daria	ROC
	O	BOWE Brittany	USA
WDR		NIFANTAVA Hanna	BLR

Legend:	I	Inner lane	O	Outer lane	OR	Olympic Record
	WDR	Withdrawn	WR	World Record		

REVISED Skater NIFANTAVA Hanna (BLR) originally drawn in pair 5 has withdrawn (WDR). Substitute skater PARK Jiwoo (KOR) has been entered to pair 1. Pairs have been rearranged based on the ISU rules.



Results
成绩 / Résultats

WR	1:11.61	BOWE Brittany (USA)	9 MAR 2019	Salt Lake City, UT (USA)
OR	1:13.56	ter MORS Jorien (NED)	14 FEB 2018	PyeongChang (KOR)

ISU Officials:				
Referee	BOYD Trevis G. (CAN)			
Assistant Referee	DYAKOV Ivan (RUS)			
Starter	DAWIDOWSKI Bartosz (POL)			

Rank	Name	NOC Code	Pair	Lane	Time	Gap	Note
1	TAKAGI Miho	JPN	13	I	1:13.19	0.00	OR
2	LEERDAM Jutta	NED	11	O	1:13.83	0.64	
3	BOWE Brittany	USA	15	O	1:14.61	1.42	
4	GOLIKOVA Angelina	ROC	13	O	1:14.71	1.52	
5	de JONG Antoinette	NED	3	O	1:14.92	1.73	
6	WUST Ireen	NED	12	O	1:15.11	1.92	
7	GOETZ Kimi	USA	11	I	1:15.40	2.21	
8	HERZOG Vanessa	AUT	5	I	1:15.644	2.45	
9	KACHANOVA Daria	ROC	15	I	1:15.649	2.45	
10	KODAIRA Nao	JPN	14	O	1:15.65	2.46	
11	MOROZOVA Nadezhda	KAZ	6	I	1:15.69	2.50	
12	SCOTT Alexa	CAN	2	I	1:15.79	2.60	
13	FATKULINA Olga	ROC	10	I	1:15.87	2.68	
14	LI Qishi	CHN	14	I	1:15.99	2.80	
15	YIN Qi	CHN	5	O	1:16.00	2.81	
16	KIM Minsun	KOR	8	I	1:16.49	3.30	
17	BOSIEK Karolina	POL	8	O	1:16.54	3.35	
18	WIKLUND Ragne	NOR	4	O	1:16.59	3.40	
19	AIDOVA Yekaterina	KAZ	10	O	1:16.70	3.51	
20	WOJCIK Andzelika	POL	12	I	1:16.79	3.60	
21	SLOEVA Ekaterina	BLR	4	I	1:16.83	3.64	
22	JIN Jingzhu	CHN	9	O	1:16.90	3.71	
23	SMEDING Ellia	GBR	2	O	1:17.17	3.98	
24	HUANG Yu Ting	TPE	9	I	1:17.35	4.16	
25	KIM Hyun Yung	KOR	7	O	1:17.50	4.31	
26	PEARMAN Maddison	CAN	6	O	1:17.66	4.47	
27	ZDRAHALOVA Nikola	CZE	7	I	1:18.75	5.56	
28	TAS Sandrine	BEL	1	O	1:18.79	5.60	
29	HOGAS Mihaela	ROU	3	I	1:19.33	6.14	
30	PARK Jiwoo	KOR	1	I	1:19.39	6.20	

NIFANTAVA Hanna

BLR

WDR

Referee:	BOYD Trevis G. (CAN)
----------	-----------------------------

Note:
If two or more skaters obtained the same time to the hundredth of a second, their times will be presented to the thousandth of a second.

Legend:					
I	Inner lane	O	Outer lane	OR	Olympic Record
WDR	Withdrawn	WR	World Record		



Medallists
获奖运动员 / Médaillé(e)s

Medal	Name	NOC
GOLD	TAKAGI Miho	JPN - Japan
SILVER	LEERDAM Jutta	NED - Netherlands
BRONZE	BOWE Brittany	USA - United States of America



Distance Analysis in Pairs
每组分段成绩分析 / Analyses des distances par paire

WR	1:11.61	BOWE Brittany (USA)	9 MAR 2019	Salt Lake City, UT (USA)		
OR	1:13.56	ter MORS Jorien (NED)	14 FEB 2018	PyeongChang (KOR)		
WR:	200m	17.57 (17.57)	600m	43.87 (26.30)	Finish	1:11.61 (27.74)
OR:		18.07 (18.07)		45.06 (26.99)		1:13.56 (28.50)

Pair	Lane	Name					NOC Code		Time	Note	Rank
		Split Time (Rank)	Lap Time	Split Time (Rank)	Lap Time	Split Time (Rank)	Lap Time				
1	I	PARK Jiwoo					KOR		1:19.39		30
		18.78 (28)	(18.78)	48.13 (30)	(29.35)	1:19.39 (30)	(31.26)				
	O	TAS Sandrine					BEL		1:18.79		28
		18.54 (24)	(18.54)	47.14 (26)	(28.60)	1:18.79 (28)	(31.65)				
2	I	SCOTT Alexa					CAN		1:15.79		12
		18.42 (19)	(18.42)	46.14 (17)	(27.72)	1:15.79 (12)	(29.65)				
	O	SMEDING Ellia					GBR		1:17.17		23
		18.76 (27)	(18.76)	47.00 (24)	(28.24)	1:17.17 (23)	(30.17)				
3	I	HOGAS Mihaela					ROU		1:19.33		29
		18.37 (17)	(18.37)	47.38 (27)	(29.01)	1:19.33 (29)	(31.95)				
	O	de JONG Antoinette					NED		1:14.92		5
		18.32 (16)	(18.32)	45.96 (13)	(27.64)	1:14.92 (5)	(28.96)				
4	I	SLOEVA Ekaterina					BLR		1:16.83		21
		18.41 (18)	(18.41)	46.76 (23)	(28.35)	1:16.83 (21)	(30.07)				
	O	WIKLUND Ragne					NOR		1:16.59		18
		19.23 (30)	(19.23)	47.41 (28)	(28.18)	1:16.59 (18)	(29.18)				
5	I	HERZOG Vanessa					AUT		1:15.644		8
		17.80 (8)	(17.80)	45.27 (6)	(27.47)	1:15.64 (8)	(30.37)				
	O	YIN Qi					CHN		1:16.00		15
		18.80 (29)	(18.80)	46.52 (21)	(27.72)	1:16.00 (15)	(29.48)				
6	I	MOROZOVA Nadezhda					KAZ		1:15.69		11
		18.74 (26)	(18.74)	46.55 (22)	(27.81)	1:15.69 (11)	(29.14)				
	O	PEARMAN Maddison					CAN		1:17.66		26
		18.71 (25)	(18.71)	47.11 (25)	(28.40)	1:17.66 (26)	(30.55)				
7	I	ZDRAHALOVA Nikola					CZE		1:18.75		27
		18.51 (22)	(18.51)	47.58 (29)	(29.07)	1:18.75 (27)	(31.17)				
	O	KIM Hyun Yung					KOR		1:17.50		25
		18.13 (11)	(18.13)	46.22 (19)	(28.09)	1:17.50 (25)	(31.28)				
8	I	KIM Minsun					KOR		1:16.49		16
		17.71 (4)	(17.71)	45.45 (9)	(27.74)	1:16.49 (16)	(31.04)				
	O	BOSIEK Karolina					POL		1:16.54		17
		18.17 (13)	(18.17)	45.97 (14)	(27.80)	1:16.54 (17)	(30.57)				
9	I	HUANG Yu Ting					TPE		1:17.35		24
		18.48 (20)	(18.48)	46.35 (20)	(27.87)	1:17.35 (24)	(31.00)				
	O	JIN Jingzhu					CHN		1:16.90		22
		18.08 (10)	(18.08)	45.75 (11)	(27.67)	1:16.90 (22)	(31.15)				



Distance Analysis in Pairs
每组分段成绩分析 / Analyses des distances par paire

Pair	Lane	Name					NOC Code		Time	Note	Rank
		Split Time (Rank)	Lap Time	Split Time (Rank)	Lap Time	Split Time (Rank)	Lap Time				
10	I	FATKULINA Olga					ROC		1:15.87		13
		17.88 (9)	(17.88)	45.27 (6)	(27.39)	1:15.87 (13)	(30.60)				
	O	AIDOVA Yekaterina					KAZ		1:16.70		19
		18.22 (14)	(18.22)	46.13 (16)	(27.91)	1:16.70 (19)	(30.57)				
11	I	GOETZ Kimi					USA		1:15.40		7
		18.16 (12)	(18.16)	45.60 (10)	(27.44)	1:15.40 (7)	(29.80)				
	O	LEERDAM Jutta					NED		1:13.83		2
		17.77 (6)	(17.77)	44.47 (1)	(26.70)	1:13.83 (2)	(29.36)				
12	I	WOJCIK Andzelika					POL		1:16.79		20
		17.77 (6)	(17.77)	45.38 (8)	(27.61)	1:16.79 (20)	(31.41)				
	O	WUST Ireen					NED		1:15.11		6
		18.49 (21)	(18.49)	46.04 (15)	(27.55)	1:15.11 (6)	(29.07)				
13	I	TAKAGI Miho					JPN		1:13.19	OR	1
		17.60 (1)	(17.60)	44.48 (2)	(26.88)	1:13.19 (1)	(28.71)				
	O	GOLIKOVA Angelina					ROC		1:14.71		4
		17.60 (1)	(17.60)	44.59 (3)	(26.99)	1:14.71 (4)	(30.12)				
14	I	LI Qishi					CHN		1:15.99		14
		18.53 (23)	(18.53)	46.17 (18)	(27.64)	1:15.99 (14)	(29.82)				
	O	KODAIRA Nao					JPN		1:15.65		10
		18.22 (14)	(18.22)	45.82 (12)	(27.60)	1:15.65 (10)	(29.83)				
15	I	KACHANOVA Daria					ROC		1:15.649		9
		17.71 (4)	(17.71)	45.15 (5)	(27.44)	1:15.64 (8)	(30.49)				
	O	BOWE Brittany					USA		1:14.61		3
		17.60 (1)	(17.60)	44.92 (4)	(27.32)	1:14.61 (3)	(29.69)				
		NIFANTAVA Hanna					BLR			WDR	

Legend:

I	Inner lane	O	Outer lane	OR	Olympic Record
WDR	Withdrawn	WR	World Record		



Ice and Climatic Conditions
冰面和气候条件 / Conditions de glace et climatique

	Session 1	
	Start	End
Time	16:27	17:01
Pair Number	1	9
Air Temperature	18.4°C / 65°F	18.5°C / 65°F
Ice Temperature	-10.7°C / 13°F	-10.7°C / 13°F
Humidity	21 %	20 %
Air Pressure	1,026 hPa	1,026 hPa

	Session 2	
	Start	End
Time	17:21	17:40
Pair Number	10	15
Air Temperature	18.5°C / 65°F	18.5°C / 65°F
Ice Temperature	-10.8°C / 13°F	-10.8°C / 13°F
Humidity	20 %	20 %
Air Pressure	1,026 hPa	1,026 hPa



Start List
 出发顺序 / Liste de départ

WR	1:49.83	TAKAGI Miho (JPN)	10 MAR 2019	Salt Lake City, UT (USA)
OR	1:53.51	ter MORS Jorien (NED)	16 FEB 2014	Sochi (RUS)

Pair	Lane	Name	NOC Code
1	I	SMEDING Ellia	GBR
	O	HUANG Yu Ting	TPE
2	I	TAS Sandrine	BEL
	O	CZYSZCZON Magdalena	POL
3	I	HAUGEN Sofie Karoline	NOR
	O	UHRIG Michelle	GER
4	I	SOKHRYAKOVA Elena	ROC
	O	SLOEVA Ekaterina	BLR
5	I	KILBURG Mia	USA
	O	ZUYEVA Maryna	BLR
6	I	PEARMAN Maddison	CAN
	O	ADAKE Ahenaer	CHN
7	I	LALENKOVA Evgeniia	ROC
	O	AIDOVA Yekaterina	KAZ
8	I	ZDRAHALOVA Nikola	CZE
	O	CZERWONKA Natalia	POL
*** ICE PREPARATION ***			
9	I	GROENEWOUD Marijke	NED
	O	YIN Qi	CHN
10	I	HAN Mei	CHN
	O	TAKAGI Nana	JPN
11	I	de JONG Antoinette	NED
	O	MOROZOVA Nadezhda	KAZ
12	I	WUST Ireen	NED
	O	BLONDIN Ivanie	CAN
13	I	SATO Ayano	JPN
	O	LOLLOBRIGIDA Francesca	ITA
14	I	BOWE Brittany	USA
	O	WIKLUND Ragne	NOR
15	I	GOLUBEVA Elizaveta	ROC
	O	TAKAGI Miho	JPN

Legend:					
I	Inner lane	O	Outer lane	OR	Olympic Record
WR	World Record				



Results
成绩 / Résultats

WR	1:49.83	TAKAGI Miho (JPN)	10 MAR 2019	Salt Lake City, UT (USA)
OR	1:53.51	ter MORS Jorien (NED)	16 FEB 2014	Sochi (RUS)

ISU Officials:				
Referee	BOYD Trevis G. (CAN)			
Assistant Referee	NOZAKI Chiharu (JPN)			
Starter	CHEN Song (CHN)			

Rank	Name	NOC Code	Pair	Lane	Time	Gap	Note
1	WUST Ireen	NED	12	I	1:53.28	0.00	OR
2	TAKAGI Miho	JPN	15	O	1:53.72	0.44	
3	de JONG Antoinette	NED	11	I	1:54.82	1.54	
4	SATO Ayano	JPN	13	I	1:54.92	1.64	
5	GROENEWOUD Marijke	NED	9	I	1:54.97	1.69	
6	LOLLOBRIGIDA Francesca	ITA	13	O	1:55.20	1.92	
7	GOLUBEVA Elizaveta	ROC	15	I	1:55.30	2.02	
8	TAKAGI Nana	JPN	10	O	1:55.34	2.06	
9	LALENKOVA Evgeniia	ROC	7	I	1:55.74	2.46	
10	BOWE Brittany	USA	14	I	1:55.81	2.53	
11	HAN Mei	CHN	10	I	1:56.08	2.80	
12	WIKLUND Ragne	NOR	14	O	1:56.46	3.18	
13	BLONDIN Ivanie	CAN	12	O	1:56.49	3.21	
14	MOROZOVA Nadezhda	KAZ	11	O	1:56.85	3.57	
15	YIN Qi	CHN	9	O	1:57.00	3.72	
16	SLOEVA Ekaterina	BLR	4	O	1:58.41	5.13	
17	ADAKE Ahenaer	CHN	6	O	1:58.59	5.31	
18	AIDOVA Yekaterina	KAZ	7	O	1:59.01	5.73	
19	CZERWONKA Natalia	POL	8	O	1:59.03	5.75	
20	KILBURG Mia	USA	5	I	1:59.11	5.83	
21	ZDRAHALOVA Nikola	CZE	8	I	1:59.54	6.26	
22	SOKHRYAKOVA Elena	ROC	4	I	1:59.58	6.30	
23	ZUYEVA Maryna	BLR	5	O	1:59.82	6.54	
24	PEARMAN Maddison	CAN	6	I	1:59.89	6.61	
25	UHRIG Michelle	GER	3	O	2:00.20	6.92	
26	HUANG Yu Ting	TPE	1	O	2:00.78	7.50	
27	SMEDING Ellia	GBR	1	I	2:01.09	7.81	
28	HAUGEN Sofie Karoline	NOR	3	I	2:01.57	8.29	
29	TAS Sandrine	BEL	2	I	2:03.39	10.11	
30	CZYSZCZON Magdalena	POL	2	O	2:05.64	12.36	

Referee:	BOYD Trevis G. (CAN)
----------	-----------------------------

Legend:				
I	Inner lane	O	Outer lane	OR
WR	World Record			Olympic Record



Medallists
获奖运动员 / Médaillé(e)s

Medal	Name	NOC
GOLD	WUST Ireen	NED - Netherlands
SILVER	TAKAGI Miho	JPN - Japan
BRONZE	de JONG Antoinette	NED - Netherlands



Distance Analysis in Pairs
每组分段成绩分析 / Analyses des distances par paire

WR	1:49.83	TAKAGI Miho (JPN)	10 MAR 2019	Salt Lake City, UT (USA)
OR	1:53.51	ter MORS Jorien (NED)	16 FEB 2014	Sochi (RUS)
WR:	300m 24.74 (24.74)	700m 51.69 (26.95)	1100m 1:19.66 (27.97)	Finish 1:49.83 (30.17)
OR:	25.67 (25.67)	53.72 (28.05)	1:22.93 (29.21)	1:53.51 (30.58)

Pair	Lane	Name					NOC Code		Time		Note	Rank
		Split Time (Rank)	Lap Time	Split Time (Rank)	Lap Time	Split Time (Rank)	Lap Time	Split Time (Rank)	Lap Time			
1	I	SMEDING Ellia					GBR		2:01.09			27
		26.00 (15)	(26.00)	55.29 (21)	(29.29)	1:26.96 (26)	(31.67)	2:01.09 (27)	(34.13)			
1	O	HUANG Yu Ting					TPE		2:00.78			26
		26.09 (18)	(26.09)	54.60 (14)	(28.51)	1:26.18 (18)	(31.58)	2:00.78 (26)	(34.60)			
2	I	TAS Sandrine					BEL		2:03.39			29
		26.65 (24)	(26.65)	57.31 (29)	(30.66)	1:29.49 (29)	(32.18)	2:03.39 (29)	(33.90)			
2	O	CZYSZCZON Magdalena					POL		2:05.64			30
		28.23 (30)	(28.23)	59.29 (30)	(31.06)	1:32.04 (30)	(32.75)	2:05.64 (30)	(33.60)			
3	I	HAUGEN Sofie Karoline					NOR		2:01.57			28
		27.14 (29)	(27.14)	56.65 (28)	(29.51)	1:28.00 (28)	(31.35)	2:01.57 (28)	(33.57)			
3	O	UHRIG Michelle					GER		2:00.20			25
		26.63 (23)	(26.63)	55.69 (23)	(29.06)	1:26.90 (25)	(31.21)	2:00.20 (25)	(33.30)			
4	I	SOKHRYAKOVA Elena					ROC		1:59.58			22
		26.49 (22)	(26.49)	55.85 (24)	(29.36)	1:26.82 (24)	(30.97)	1:59.58 (22)	(32.76)			
4	O	SLOEVA Ekaterina					BLR		1:58.41			16
		25.73 (11)	(25.73)	54.74 (16)	(29.01)	1:25.57 (17)	(30.83)	1:58.41 (16)	(32.84)			
5	I	KILBURG Mia					USA		1:59.11			20
		26.92 (27)	(26.92)	56.13 (26)	(29.21)	1:26.66 (22)	(30.53)	1:59.11 (20)	(32.45)			
5	O	ZUYEVA Maryna					BLR		1:59.82			23
		26.96 (28)	(26.96)	56.38 (27)	(29.42)	1:27.18 (27)	(30.80)	1:59.82 (23)	(32.64)			
6	I	PEARMAN Maddison					CAN		1:59.89			24
		26.01 (16)	(26.01)	55.23 (20)	(29.22)	1:26.20 (19)	(30.97)	1:59.89 (24)	(33.69)			
6	O	ADAKE Ahenaer					CHN		1:58.59			17
		26.03 (17)	(26.03)	55.07 (18)	(29.04)	1:26.42 (20)	(31.35)	1:58.59 (17)	(32.17)			
7	I	LALENKOVA Evgeniia					ROC		1:55.74			9
		26.36 (21)	(26.36)	54.88 (17)	(28.52)	1:24.25 (12)	(29.37)	1:55.74 (9)	(31.49)			
7	O	AIDOVA Yekaterina					KAZ		1:59.01			18
		25.25 (4)	(25.25)	53.84 (8)	(28.59)	1:24.74 (15)	(30.90)	1:59.01 (18)	(34.27)			
8	I	ZDRAHALOVA Nikola					CZE		1:59.54			21
		25.89 (13)	(25.89)	55.45 (22)	(29.56)	1:26.65 (21)	(31.20)	1:59.54 (21)	(32.89)			
8	O	CZERWONKA Natalia					POL		1:59.03			19
		26.82 (26)	(26.82)	56.11 (25)	(29.29)	1:26.68 (23)	(30.57)	1:59.03 (19)	(32.35)			
9	I	GROENEWOUD Marijke					NED		1:54.97			5
		25.82 (12)	(25.82)	53.94 (9)	(28.12)	1:23.57 (6)	(29.63)	1:54.97 (5)	(31.40)			
9	O	YIN Qi					CHN		1:57.00			15
		26.66 (25)	(26.66)	55.13 (19)	(28.47)	1:24.92 (16)	(29.79)	1:57.00 (15)	(32.08)			



Distance Analysis in Pairs
每组分段成绩分析 / Analyses des distances par paire

Pair	Lane	Name					NOC Code		Time		Note	Rank
		Split Time (Rank)	Lap Time	Split Time (Rank)	Lap Time	Split Time (Rank)	Lap Time	Split Time (Rank)	Lap Time			
10	I	HAN Mei					CHN		1:56.08			11
		26.09 (18)	(26.09)	54.61 (15)	(28.52)	1:24.57 (14)	(29.96)	1:56.08 (11)	(31.51)			
	O	TAKAGI Nana					JPN		1:55.34			8
		25.67 (9)	(25.67)	54.03 (11)	(28.36)	1:23.69 (8)	(29.66)	1:55.34 (8)	(31.65)			
11	I	de JONG Antoinette					NED		1:54.82			3
		25.51 (6)	(25.51)	53.61 (4)	(28.10)	1:23.30 (3)	(29.69)	1:54.82 (3)	(31.52)			
	O	MOROZOVA Nadezhda					KAZ		1:56.85			14
		25.72 (10)	(25.72)	53.95 (10)	(28.23)	1:24.13 (11)	(30.18)	1:56.85 (14)	(32.72)			
12	I	WUST Ireen					NED		1:53.28		OR	1
		25.51 (6)	(25.51)	53.37 (2)	(27.86)	1:22.47 (1)	(29.10)	1:53.28 (1)	(30.81)			
	O	BLONDIN Ivanie					CAN		1:56.49			13
		25.66 (8)	(25.66)	53.70 (6)	(28.04)	1:23.85 (9)	(30.15)	1:56.49 (13)	(32.64)			
13	I	SATO Ayano					JPN		1:54.92			4
		25.21 (2)	(25.21)	53.57 (3)	(28.36)	1:23.39 (5)	(29.82)	1:54.92 (4)	(31.53)			
	O	LOLLOBRIGIDA Francesca					ITA		1:55.20			6
		25.96 (14)	(25.96)	54.33 (12)	(28.37)	1:24.10 (10)	(29.77)	1:55.20 (6)	(31.10)			
14	I	BOWE Brittany					USA		1:55.81			10
		25.22 (3)	(25.22)	53.72 (7)	(28.50)	1:23.63 (7)	(29.91)	1:55.81 (10)	(32.18)			
	O	WIKLUND Ragne					NOR		1:56.46			12
		26.09 (18)	(26.09)	54.47 (13)	(28.38)	1:24.35 (13)	(29.88)	1:56.46 (12)	(32.11)			
15	I	GOLUBEVA Elizaveta					ROC		1:55.30			7
		25.30 (5)	(25.30)	53.64 (5)	(28.34)	1:23.34 (4)	(29.70)	1:55.30 (7)	(31.96)			
	O	TAKAGI Miho					JPN		1:53.72			2
		25.10 (1)	(25.10)	53.26 (1)	(28.16)	1:22.50 (2)	(29.24)	1:53.72 (2)	(31.22)			

Legend:

I	Inner lane	O	Outer lane	OR	Olympic Record
WR	World Record				

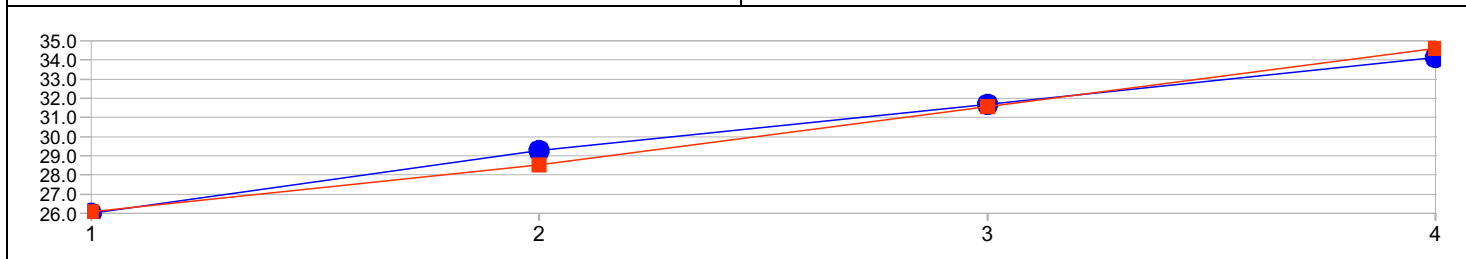


Distance Analysis - Graphical

分段成绩分析 - 图解 / Analyses graphiques des distances

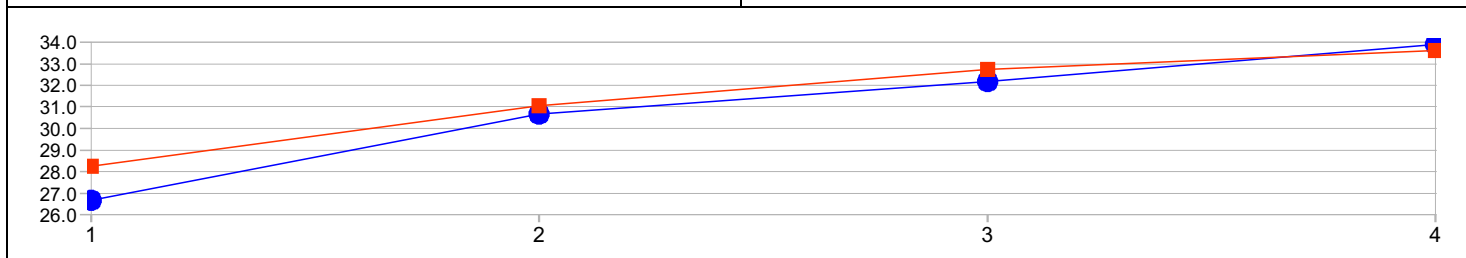
Pair 1

Inner (Blue) SMEDING Ellia 2:01.09 (27)	(GBR) Average: 31.70 34.13 - 29.29 = 4.84	Outer (Red) HUANG Yu Ting 2:00.78 (26)	(TPE) Average: 31.56 34.60 - 28.51 = 6.09
---	---	--	---



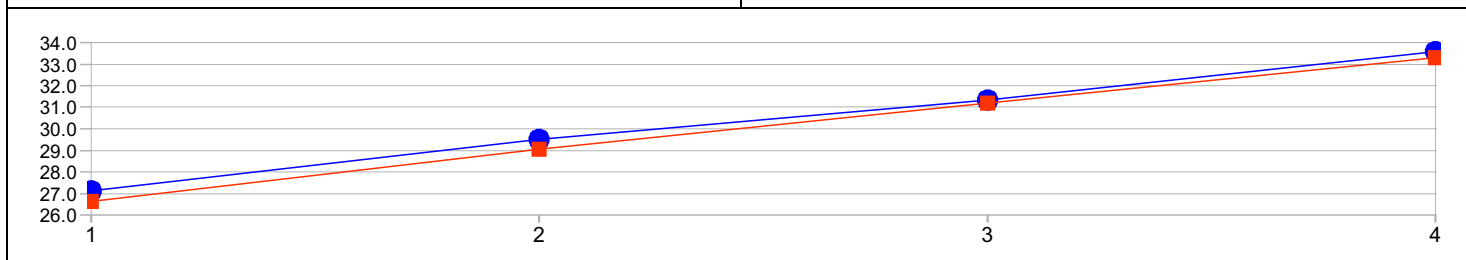
Pair 2

Inner (Blue) TAS Sandrine 2:03.39 (29)	(BEL) Average: 32.25 33.90 - 30.66 = 3.24	Outer (Red) CZYSZCZON Magdalena 2:05.64 (30)	(POL) Average: 32.47 33.60 - 31.06 = 2.54
--	---	--	---



Pair 3

Inner (Blue) HAUGEN Sofie Karoline 2:01.57 (28)	(NOR) Average: 31.48 33.57 - 29.51 = 4.06	Outer (Red) UHRIG Michelle 2:00.20 (25)	(GER) Average: 31.19 33.30 - 29.06 = 4.24
---	---	---	---



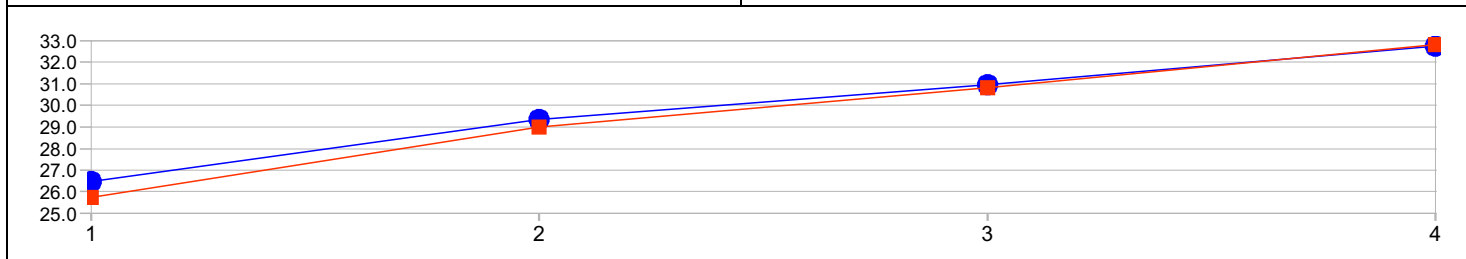


Distance Analysis - Graphical

分段成绩分析 - 图解 / Analyses graphiques des distances

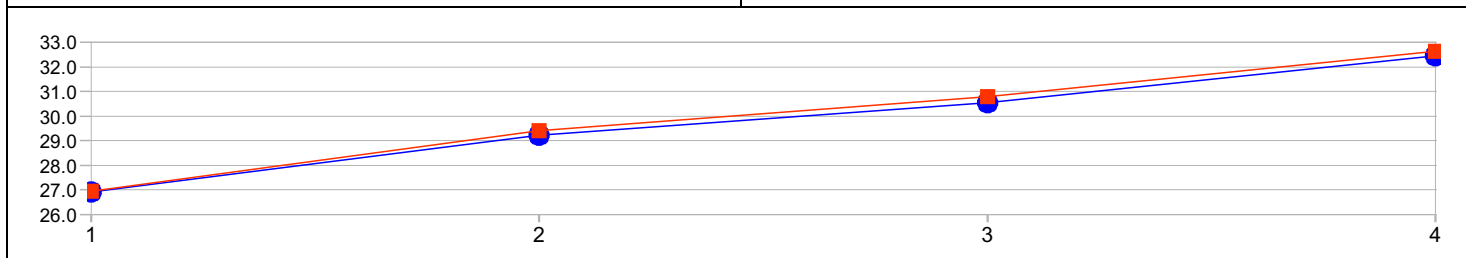
Pair 4

Inner (Blue) SOKHRYAKOVA Elena 1:59.58 (22)	(ROC) Average: 31.03 32.76 - 29.36 = 3.40	Outer (Red) SLOEVA Ekaterina 1:58.41 (16)	(BLR) Average: 30.89 32.84 - 29.01 = 3.83
---	---	---	---



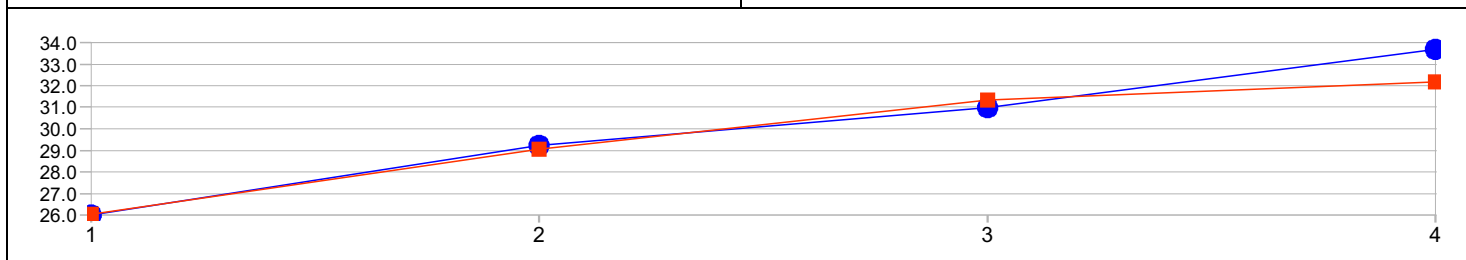
Pair 5

Inner (Blue) KILBURG Mia 1:59.11 (20)	(USA) Average: 30.73 32.45 - 29.21 = 3.24	Outer (Red) ZUYEVA Maryna 1:59.82 (23)	(BLR) Average: 30.95 32.64 - 29.42 = 3.22
---	---	--	---



Pair 6

Inner (Blue) PEARMAN Maddison 1:59.89 (24)	(CAN) Average: 31.29 33.69 - 29.22 = 4.47	Outer (Red) ADAKE Ahenaer 1:58.59 (17)	(CHN) Average: 30.85 32.17 - 29.04 = 3.13
--	---	--	---



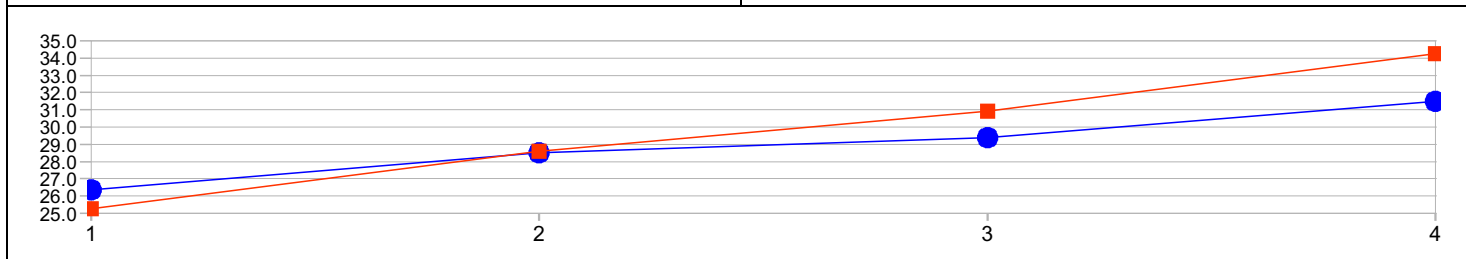


Distance Analysis - Graphical

分段成绩分析 - 图解 / Analyses graphiques des distances

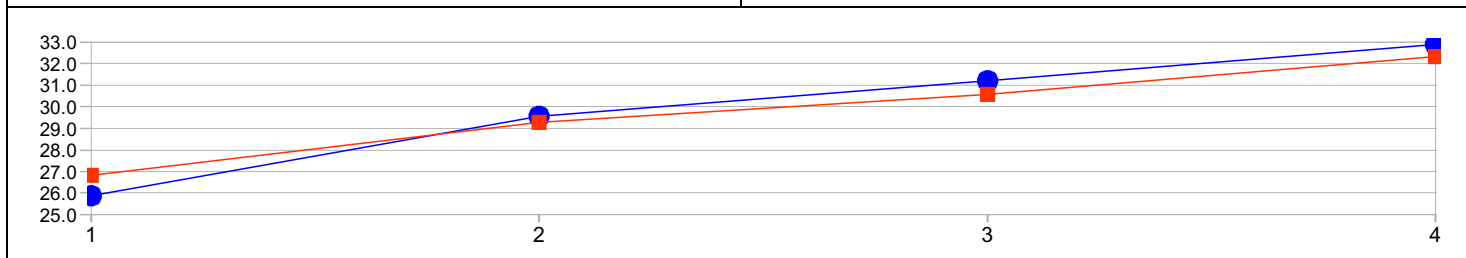
Pair 7

Inner (Blue) LALENKOVA Evgeniia 1:55.74 (9)	(ROC) Average: 29.79 31.49 - 28.52 = 2.97	Outer (Red) AIDOVA Yekaterina 1:59.01 (18)	(KAZ) Average: 31.25 34.27 - 28.59 = 5.68
---	---	--	---



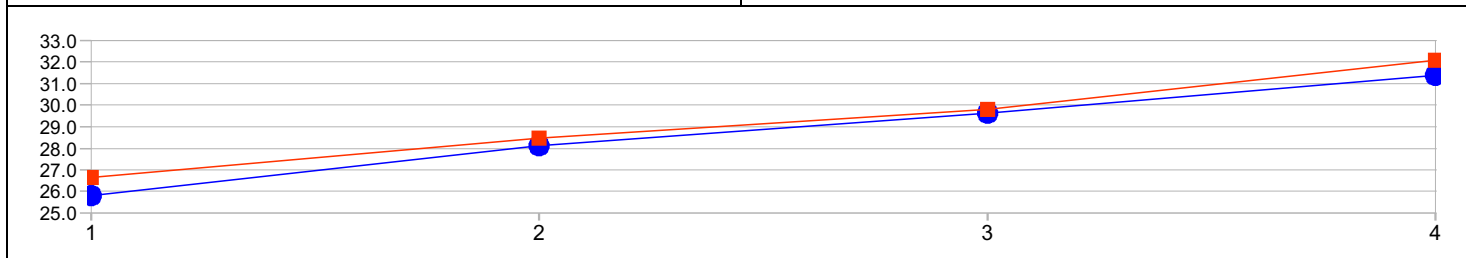
Pair 8

Inner (Blue) ZDRAHALOVA Nikola 1:59.54 (21)	(CZE) Average: 31.22 32.89 - 29.56 = 3.33	Outer (Red) CZERWONKA Natalia 1:59.03 (19)	(POL) Average: 30.74 32.35 - 29.29 = 3.06
---	---	--	---



Pair 9

Inner (Blue) GROENEWOUD Marijke 1:54.97 (5)	(NED) Average: 29.72 31.40 - 28.12 = 3.28	Outer (Red) YIN Qi 1:57.00 (15)	(CHN) Average: 30.11 32.08 - 28.47 = 3.61
---	---	---------------------------------------	---



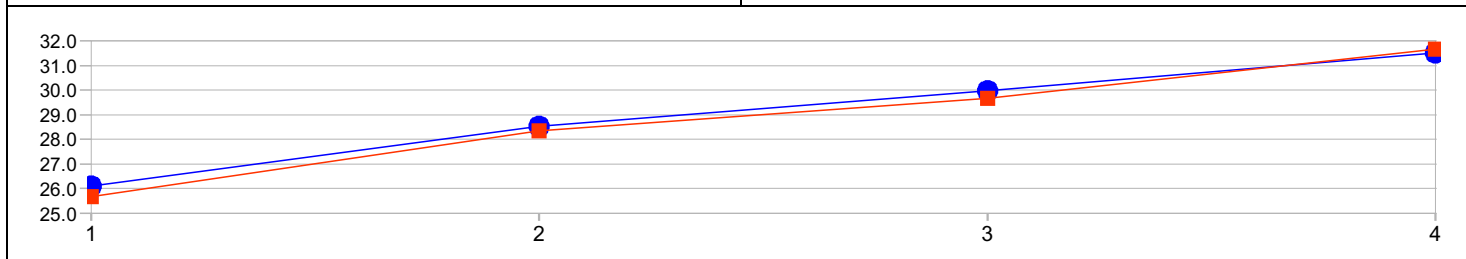


Distance Analysis - Graphical

分段成绩分析 - 图解 / Analyses graphiques des distances

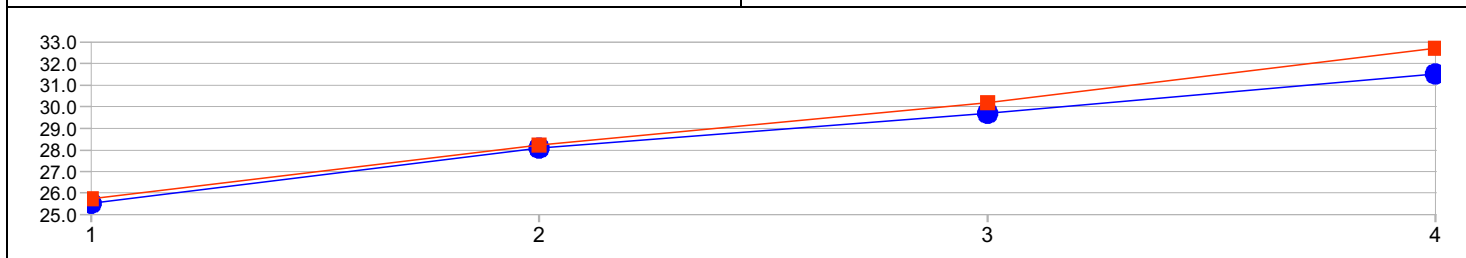
Pair 10

Inner (Blue) HAN Mei 1:56.08 (11)	(CHN) Average: 30.00 31.51 - 28.52 = 2.99	Outer (Red) TAKAGI Nana 1:55.34 (8)	(JPN) Average: 29.89 31.65 - 28.36 = 3.29
---	---	---	---



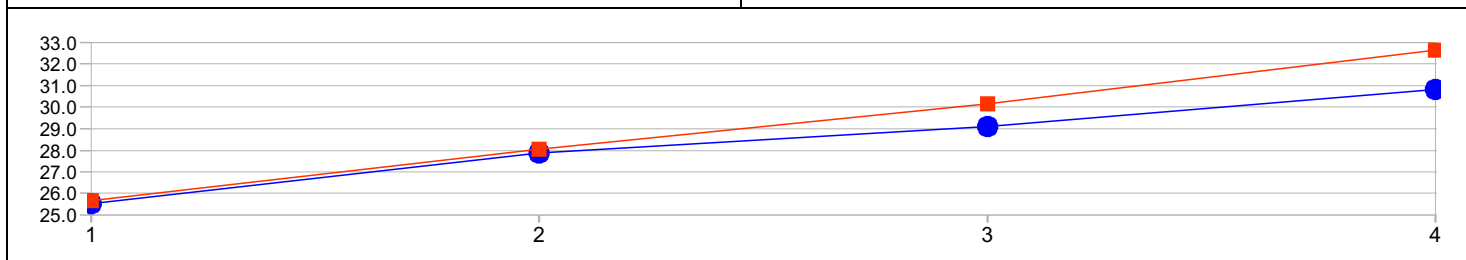
Pair 11

Inner (Blue) de JONG Antoinette 1:54.82 (3)	(NED) Average: 29.77 31.52 - 28.10 = 3.42	Outer (Red) MOROZOVA Nadezhda 1:56.85 (14)	(KAZ) Average: 30.38 32.72 - 28.23 = 4.49
---	---	--	---



Pair 12

Inner (Blue) WUST Ireen 1:53.28 (1)	(NED) Average: 29.26 30.81 - 27.86 = 2.95	Outer (Red) BLONDIN Ivanie 1:56.49 (13)	(CAN) Average: 30.28 32.64 - 28.04 = 4.60
---	---	---	---

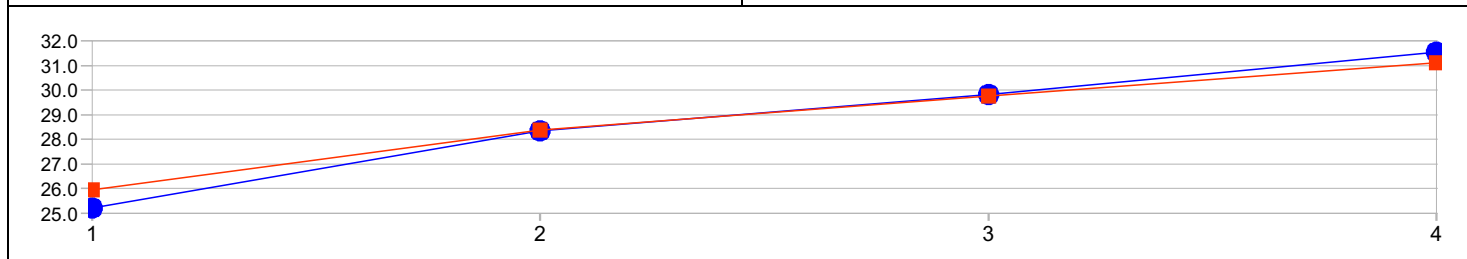




Distance Analysis - Graphical
 分段成绩分析 - 图解 / Analyses graphiques des distances

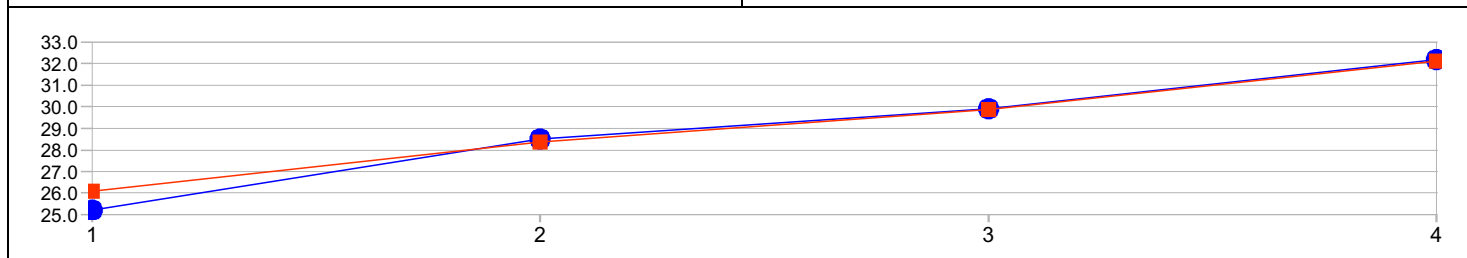
Pair 13

Inner (Blue) SATO Ayano 1:54.92 (4)	(JPN) Average: 29.90 31.53 - 28.36 = 3.17	Outer (Red) LOLLOBRIGIDA Francesca 1:55.20 (6)	(ITA) Average: 29.75 31.10 - 28.37 = 2.73
---	---	--	---



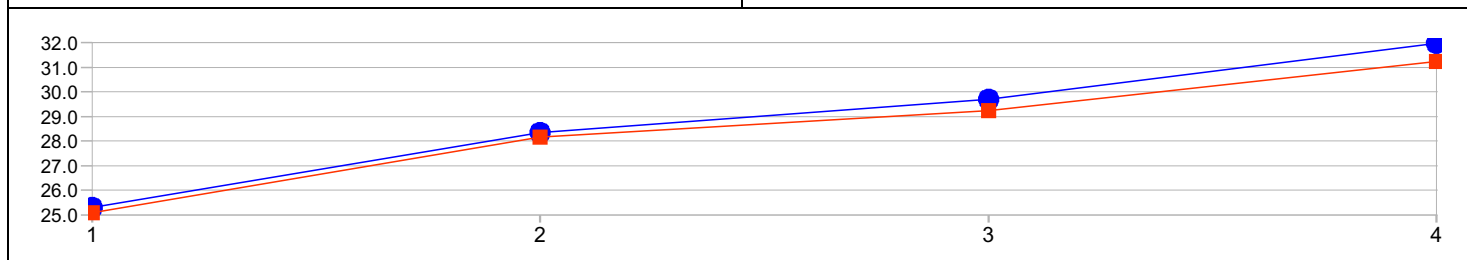
Pair 14

Inner (Blue) BOWE Brittany 1:55.81 (10)	(USA) Average: 30.20 32.18 - 28.50 = 3.68	Outer (Red) WIKLUND Ragne 1:56.46 (12)	(NOR) Average: 30.12 32.11 - 28.38 = 3.73
---	---	--	---



Pair 15

Inner (Blue) GOLUBEVA Elizaveta 1:55.30 (7)	(ROC) Average: 30.00 31.96 - 28.34 = 3.62	Outer (Red) TAKAGI Miho 1:53.72 (2)	(JPN) Average: 29.54 31.22 - 28.16 = 3.06
---	---	---	---





Ice and Climatic Conditions
冰面和气候条件 / Conditions de glace et climatique

	Session 1	
	Start	End
Time	16:30	17:00
Pair Number	1	8
Air Temperature	15.9°C / 61°F	15.9°C / 61°F
Ice Temperature	-10.6°C / 13°F	-10.4°C / 13°F
Humidity	27 %	27 %
Air Pressure	1,022 hPa	1,022 hPa

	Session 2	
	Start	End
Time	17:22	17:50
Pair Number	9	15
Air Temperature	15.9°C / 61°F	15.9°C / 61°F
Ice Temperature	-10.3°C / 13°F	-10.5°C / 13°F
Humidity	27 %	27 %
Air Pressure	1,022 hPa	1,022 hPa



Start List
出发顺序 / Liste de départ

WR	3:52.02	SABLIKOVA Martina (CZE)	9 MAR 2019	Salt Lake City, UT (USA)
OR	3:57.70	PECHSTEIN Claudia (GER)	10 FEB 2002	Salt Lake City, UT (USA)

Pair	Lane	Name	NOC Code
1	I	ADAKE Ahenaer	CHN
	O	PECHSTEIN Claudia	GER
2	I	KILBURG Mia	USA
	O	MOROZOVA Nadezhda	KAZ
3	I	TAKAGI Miho	JPN
	O	ACHTEREEKTE Carlijn	NED
4	I	ZDRAHALOVA Nikola	CZE
	O	LALENKOVA Evgeniia	ROC
5	I	MALTAIS Valerie	CAN
	O	VORONINA Natalia	ROC
*** ICE PREPARATION ***			
6	I	SATO Ayano	JPN
	O	de JONG Antoinette	NED
7	I	ZUYEVA Maryna	BLR
	O	HAN Mei	CHN
8	I	SABLIKOVA Martina	CZE
	O	BLONDIN Ivanie	CAN
9	I	WEIDEMANN Isabelle	CAN
	O	WIKLUND Ragne	NOR
10	I	LOLLOBRIGIDA Francesca	ITA
	O	SCHOUTEN Irene	NED

Legend:

I	Inner lane	O	Outer lane	OR	Olympic Record
WR	World Record				



Results
成绩 / Résultats

WR	3:52.02	SABLIKOVA Martina (CZE)	9 MAR 2019	Salt Lake City, UT (USA)
OR	3:57.70	PECHSTEIN Claudia (GER)	10 FEB 2002	Salt Lake City, UT (USA)

ISU Officials:				
Referee	BOYD Trevis G. (CAN)			
Assistant Referee	NOZAKI Chiharu (JPN)			
Starter	DAWIDOWSKI Bartosz (POL)			

Rank	Name	NOC Code	Pair	Lane	Time	Gap	Note
1	SCHOUTEN Irene	NED	10	O	3:56.93	0.00	OR
2	LOLLOBRIGIDA Francesca	ITA	10	I	3:58.06	1.13	
3	WEIDEMANN Isabelle	CAN	9	I	3:58.64	1.71	
4	SABLIKOVA Martina	CZE	8	I	4:00.34	3.41	
5	WIKLUND Ragne	NOR	9	O	4:01.44	4.51	
6	TAKAGI Miho	JPN	3	I	4:01.77	4.84	
7	ACHTEREEKTE Carlijn	NED	3	O	4:02.21	5.28	
8	de JONG Antoinette	NED	6	O	4:02.37	5.44	
9	SATO Ayano	JPN	6	I	4:03.40	6.47	
10	LALENKOVA Evgeniia	ROC	4	O	4:03.42	6.49	
11	VORONINA Natalia	ROC	5	O	4:03.84	6.91	
12	MALTAIS Valerie	CAN	5	I	4:04.27	7.34	
13	MOROZOVA Nadezhda	KAZ	2	O	4:04.97	8.04	
14	BLONDIN Ivanie	CAN	8	O	4:06.40	9.47	
15	HAN Mei	CHN	7	O	4:07.74	10.81	
16	ZUYEVA Maryna	BLR	7	I	4:08.70	11.77	
17	ADAKE Ahenaer	CHN	1	I	4:12.28	15.35	
18	ZDRAHALOVA Nikola	CZE	4	I	4:13.13	16.20	
19	KILBURG Mia	USA	2	I	4:13.42	16.49	
20	PECHSTEIN Claudia	GER	1	O	4:17.16	20.23	

Referee:	BOYD Trevis G. (CAN)
----------	-----------------------------

Legend:				
I	Inner lane	O	Outer lane	OR Olympic Record
WR	World Record			



Medallists
获奖运动员 / Médaillé(e)s

Medal	Name	NOC
GOLD	SCHOUTEN Irene	NED - Netherlands
SILVER	LOLLOBRIGIDA Francesca	ITA - Italy
BRONZE	WEIDEMANN Isabelle	CAN - Canada



Distance Analysis in Pairs
每组分段成绩分析 / Analyses des distances par paire

WR	3:52.02	SABLIKOVA Martina (CZE)			9 MAR 2019 Salt Lake City, UT (USA)					
OR	3:57.70	PECHSTEIN Claudia (GER)			10 FEB 2002 Salt Lake City, UT (USA)					
WR:	200m	19.73 (19.73)	600m	48.83 (29.10)	1000m	1:18.88 (30.05)	1400m	1:49.09 (30.21)	1800m	2:19.45 (30.36)
OR:		19.45 (19.45)		49.93 (30.48)		1:21.00 (31.07)		1:52.30 (31.30)		2:23.38 (31.08)
WR:	2200m	2:49.87 (30.42)	2600m	3:20.68 (30.81)	Finish	3:52.02 (31.34)				
OR:		2:54.57 (31.19)		3:25.86 (31.29)		3:57.70 (31.84)				

Pair	Lane	Name					NOC Code		Time		Note		Rank	
		Split Time (Rank)	Lap Time	Split Time (Rank)	Lap Time	Split Time (Rank)	Lap Time	Split Time (Rank)	Lap Time	Split Time (Rank)	Lap Time			
1	I	ADAKE Ahenaer					CHN		4:12.28				17	
		20.52 (16)	(20.52)	52.84 (19)	(32.32)	1:25.83 (19)	(32.99)	1:59.10 (19)	(33.27)	2:32.34 (19)	(33.24)			
O		PECHSTEIN Claudia					GER		4:17.16				20	
		21.04 (20)	(21.04)	53.35 (20)	(32.31)	1:26.36 (20)	(33.01)	1:59.91 (20)	(33.55)	2:34.03 (20)	(34.12)			
2	I	KILBURG Mia					USA		4:13.42				19	
		21.02 (19)	(21.02)	52.71 (18)	(31.69)	1:24.35 (18)	(31.64)	1:56.30 (18)	(31.95)	2:28.98 (18)	(32.68)			
O		MOROZOVA Nadezhda					KAZ		4:04.97				13	
		20.53 (17)	(20.53)	51.26 (14)	(30.73)	1:22.19 (11)	(30.93)	1:53.54 (10)	(31.35)	2:25.30 (10)	(31.76)			
3	I	TAKAGI Miho					JPN		4:01.77				6	
		19.58 (2)	(19.58)	50.82 (9)	(31.24)	1:22.08 (10)	(31.26)	1:53.43 (8)	(31.35)	2:25.22 (9)	(31.79)			
O		ACHTEREEKTE Carlijn					NED		4:02.21				7	
		20.67 (18)	(20.67)	51.76 (16)	(31.09)	1:23.10 (15)	(31.34)	1:54.34 (13)	(31.24)	2:26.15 (12)	(31.81)			
4	I	ZDRAHALOVA Nikola					CZE		4:13.13				18	
		19.63 (3)	(19.63)	50.87 (10)	(31.24)	1:22.73 (13)	(31.86)	1:55.51 (16)	(32.78)	2:28.81 (17)	(33.30)			
O		LALENKOVA Evgeniia					ROC		4:03.42				10	
		20.13 (11)	(20.13)	50.75 (8)	(30.62)	1:21.66 (7)	(30.91)	1:52.88 (7)	(31.22)	2:24.48 (6)	(31.60)			
5	I	MALTAIS Valerie					CAN		4:04.27				12	
		20.24 (14)	(20.24)	51.61 (15)	(31.37)	1:23.13 (16)	(31.52)	1:54.89 (14)	(31.76)	2:26.57 (14)	(31.68)			
O		VORONINA Natalia					ROC		4:03.84				11	
		19.83 (5)	(19.83)	50.18 (2)	(30.35)	1:20.96 (2)	(30.78)	1:52.27 (3)	(31.31)	2:24.40 (5)	(32.13)			
6	I	SATO Ayano					JPN		4:03.40				9	
		19.67 (4)	(19.67)	50.93 (11)	(31.26)	1:22.20 (12)	(31.27)	1:53.63 (11)	(31.43)	2:25.35 (11)	(31.72)			
O		de JONG Antoinette					NED		4:02.37				8	
		20.00 (8)	(20.00)	50.25 (3)	(30.25)	1:21.26 (5)	(31.01)	1:52.84 (6)	(31.58)	2:25.10 (8)	(32.26)			



Distance Analysis in Pairs
 每组分段成绩分析 / Analyses des distances par paire

Pair	Lane	Name					NOC Code		Time		Note		Rank			
		Split Time (Rank)	Lap Time	Split Time (Rank)	Lap Time	Split Time (Rank)	Lap Time	Split Time (Rank)	Lap Time	Split Time (Rank)	Lap Time	Split Time (Rank)	Lap Time			
7	I	ZUYEVA Maryna					BLR		4:08.70				16			
		20.36 (15)	(20.36)	52.05 (17)	(31.69)	1:23.60 (17)	(31.55)	1:55.53 (17)	(31.93)	2:27.63 (16)	(32.10)	3:00.43 (15)	(32.80)	3:34.02 (15)	(33.59)	4:08.70 (16)
	O	HAN Mei					CHN		4:07.74				15			
		20.20 (13)	(20.20)	51.15 (13)	(30.95)	1:22.99 (14)	(31.84)	1:54.99 (15)	(32.00)	2:27.46 (15)	(32.47)	3:00.58 (16)	(33.12)	3:34.07 (16)	(33.49)	4:07.74 (15)
8	I	SABLIKOVA Martina					CZE		4:00.34				4			
		19.88 (6)	(19.88)	50.27 (4)	(30.39)	1:20.96 (2)	(30.69)	1:52.43 (4)	(31.47)	2:24.11 (4)	(31.68)	2:56.02 (5)	(31.91)	3:28.01 (5)	(31.99)	4:00.34 (4)
	O	BLONDIN Ivanie					CAN		4:06.40				14			
		20.07 (9)	(20.07)	50.53 (7)	(30.46)	1:21.82 (8)	(31.29)	1:53.71 (12)	(31.89)	2:26.19 (13)	(32.48)	2:58.87 (14)	(32.68)	3:32.13 (14)	(33.26)	4:06.40 (14)
9	I	WEIDEMANN Isabelle					CAN		3:58.64				3			
		20.19 (12)	(20.19)	50.97 (12)	(30.78)	1:22.02 (9)	(31.05)	1:53.44 (9)	(31.42)	2:24.63 (7)	(31.19)	2:55.58 (4)	(30.95)	3:26.65 (3)	(31.07)	3:58.64 (3)
	O	WIKLUND Ragne					NOR		4:01.44				5			
		20.07 (9)	(20.07)	50.27 (4)	(30.20)	1:21.14 (4)	(30.87)	1:52.21 (2)	(31.07)	2:23.37 (2)	(31.16)	2:54.97 (2)	(31.60)	3:27.46 (4)	(32.49)	4:01.44 (5)
10	I	LOLLOBRIGIDA Francesca					ITA		3:58.06				2			
		19.56 (1)	(19.56)	49.89 (1)	(30.33)	1:20.67 (1)	(30.78)	1:52.07 (1)	(31.40)	2:23.32 (1)	(31.25)	2:55.04 (3)	(31.72)	3:26.36 (2)	(31.32)	3:58.06 (2)
	O	SCHOUTEN Irene					NED		3:56.93		OR		1			
		19.97 (7)	(19.97)	50.42 (6)	(30.45)	1:21.43 (6)	(31.01)	1:52.56 (5)	(31.13)	2:23.61 (3)	(31.05)	2:54.67 (1)	(31.06)	3:26.07 (1)	(31.40)	3:56.93 (1)

Legend:

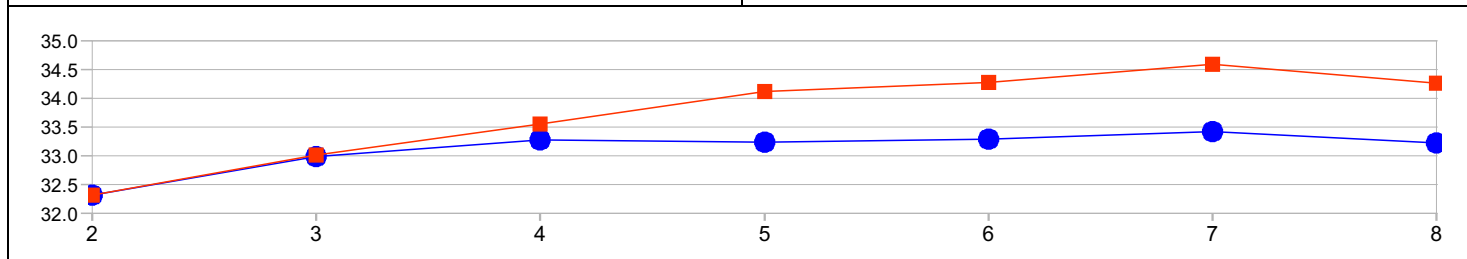
I	Inner lane	O	Outer lane	OR	Olympic Record
WR	World Record				



Distance Analysis - Graphical
 分段成绩分析 - 图解 / Analyses graphiques des distances

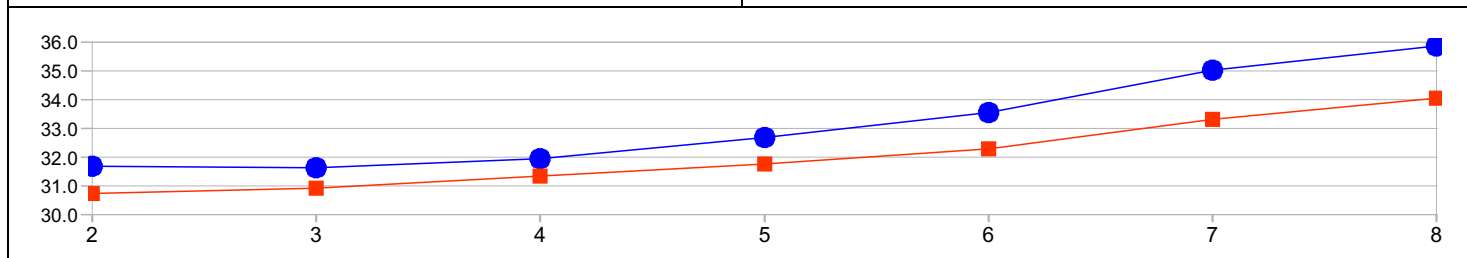
Pair 1

Inner (Blue) ADAKE Ahenaer 4:12.28 (17)	(CHN) Average: 33.11 33.42 - 32.32 = 1.10	Outer (Red) PECHSTEIN Claudia 4:17.16 (20)	(GER) Average: 33.73 34.59 - 32.31 = 2.28
---	---	--	---



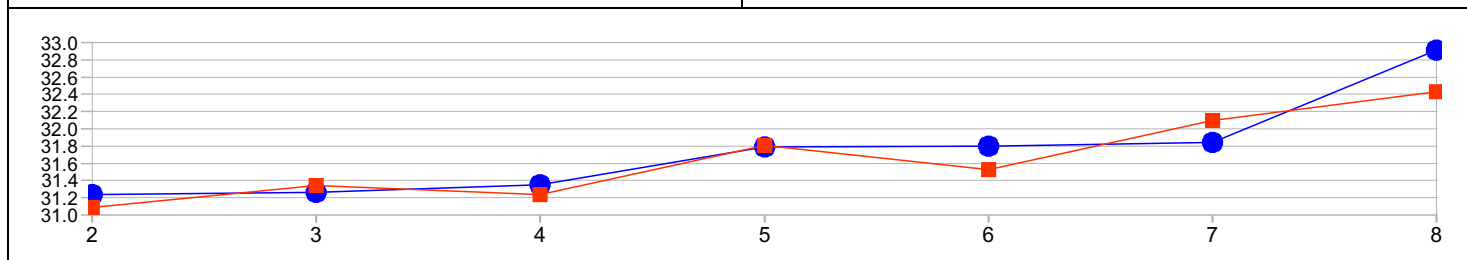
Pair 2

Inner (Blue) KILBURG Mia 4:13.42 (19)	(USA) Average: 33.20 35.86 - 31.64 = 4.22	Outer (Red) MOROZOVA Nadezhda 4:04.97 (13)	(KAZ) Average: 32.06 34.06 - 30.73 = 3.33
---	---	--	---



Pair 3

Inner (Blue) TAKAGI Miho 4:01.77 (6)	(JPN) Average: 31.74 32.91 - 31.24 = 1.67	Outer (Red) ACHTEREERKTE Carlijn 4:02.21 (7)	(NED) Average: 31.65 32.43 - 31.09 = 1.34
--	---	--	---

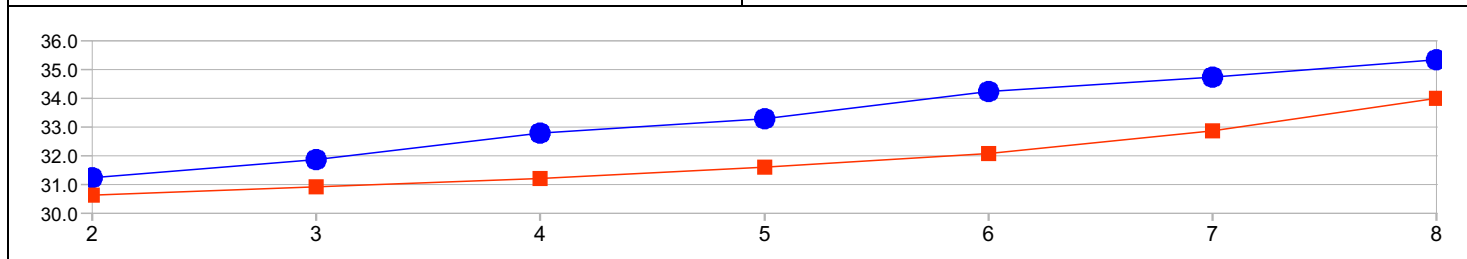




Distance Analysis - Graphical
 分段成绩分析 - 图解 / Analyses graphiques des distances

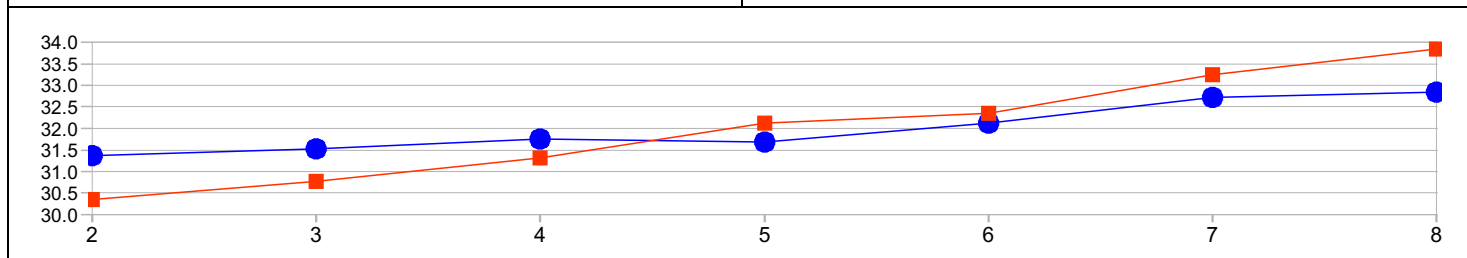
Pair 4

Inner (Blue) ZDRAHALOVA Nikola 4:13.13 (18)	(CZE) Average: 33.36 35.34 - 31.24 = 4.10	Outer (Red) LALENKOVA Evgeniia 4:03.42 (10)	(ROC) Average: 31.90 34.01 - 30.62 = 3.39
---	---	---	---



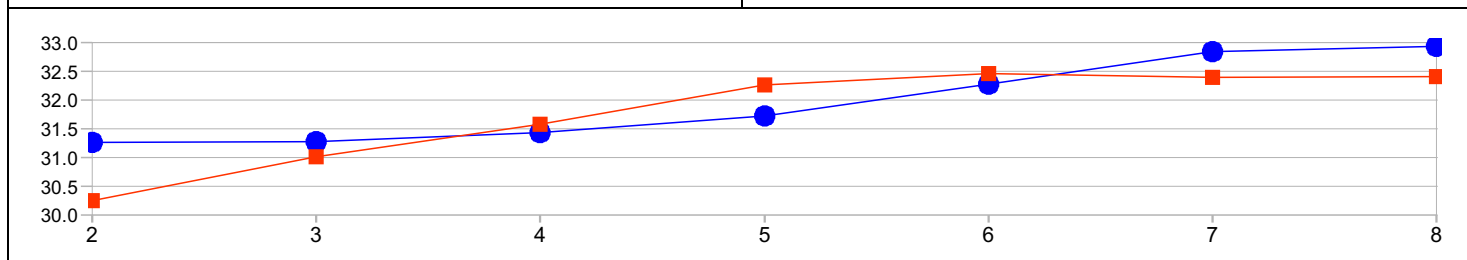
Pair 5

Inner (Blue) MALTAIS Valerie 4:04.27 (12)	(CAN) Average: 32.00 32.85 - 31.37 = 1.48	Outer (Red) VORONINA Natalia 4:03.84 (11)	(ROC) Average: 32.00 33.85 - 30.35 = 3.50
---	---	---	---



Pair 6

Inner (Blue) SATO Ayano 4:03.40 (9)	(JPN) Average: 31.96 32.93 - 31.26 = 1.67	Outer (Red) de JONG Antoinette 4:02.37 (8)	(NED) Average: 31.77 32.46 - 30.25 = 2.21
---	---	--	---

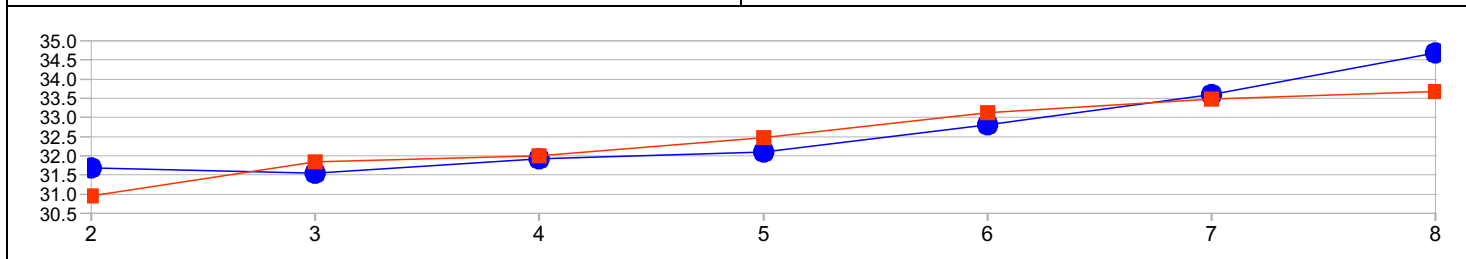




Distance Analysis - Graphical
 分段成绩分析 - 图解 / Analyses graphiques des distances

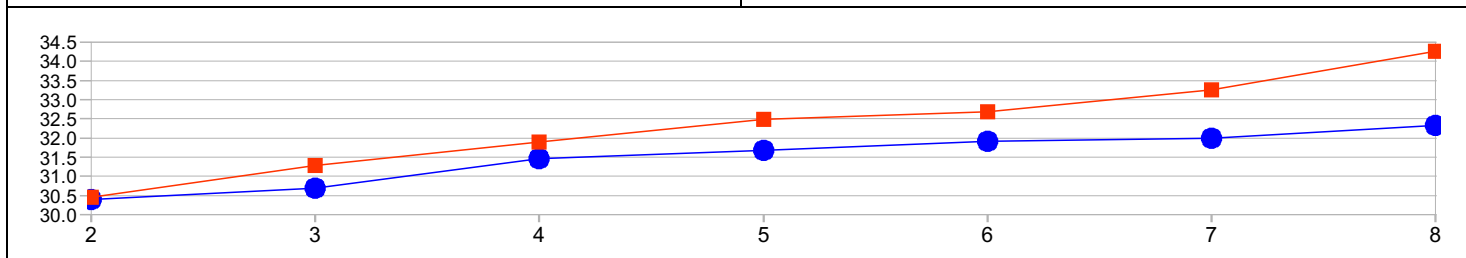
Pair 7

Inner (Blue) ZUYEVA Maryna 4:08.70 (16)	(BLR) Average: 32.62 34.68 - 31.55 = 3.13	Outer (Red) HAN Mei 4:07.74 (15)	(CHN) Average: 32.51 33.67 - 30.95 = 2.72
---	---	--	---



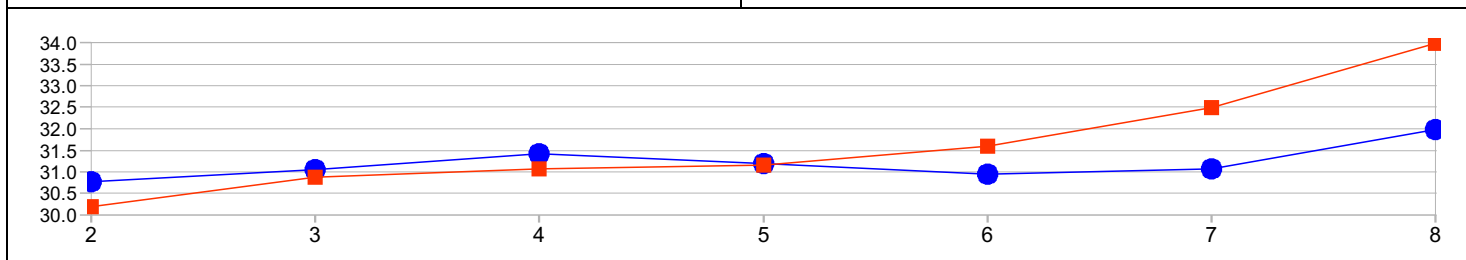
Pair 8

Inner (Blue) SABLIKOVA Martina 4:00.34 (4)	(CZE) Average: 31.49 32.33 - 30.39 = 1.94	Outer (Red) BLONDIN Ivanie 4:06.40 (14)	(CAN) Average: 32.33 34.27 - 30.46 = 3.81
--	---	---	---



Pair 9

Inner (Blue) WEIDEMANN Isabelle 3:58.64 (3)	(CAN) Average: 31.21 31.99 - 30.78 = 1.21	Outer (Red) WIKLUND Ragne 4:01.44 (5)	(NOR) Average: 31.62 33.98 - 30.20 = 3.78
---	---	---	---

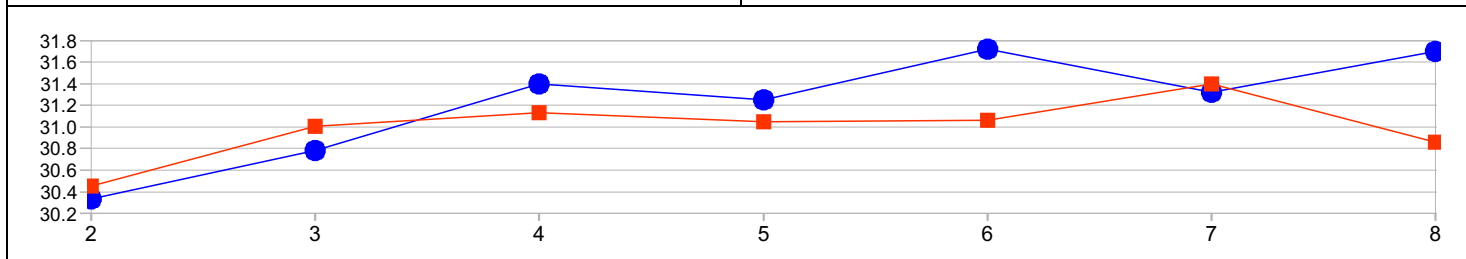




Distance Analysis - Graphical
 分段成绩分析 - 图解 / Analyses graphiques des distances

Pair 10

Inner (Blue) LOLLOBRIGIDA Francesca 3:58.06 (2)	(ITA) Average: 31.21 31.72 - 30.33 = 1.39	Outer (Red) SCHOUTEN Irene 3:56.93 (1)	(NED) Average: 30.99 31.40 - 30.45 = 0.95
---	---	--	---





Ice and Climatic Conditions

冰面和气候条件 / Conditions de glace et climatique

	Session 1	
	Start	End
Time	16:30	16:56
Pair Number	1	5
Air Temperature	15.6°C / 60°F	13.5°C / 56°F
Ice Temperature	-10.7°C / 13°F	-10.8°C / 13°F
Humidity	21 %	22 %
Air Pressure	1,027 hPa	1,027 hPa

	Session 2	
	Start	End
Time	17:20	17:50
Pair Number	6	10
Air Temperature	15.6°C / 60°F	13.4°C / 56°F
Ice Temperature	-11.4°C / 11°F	-11.0°C / 12°F
Humidity	24 %	24 %
Air Pressure	1,027 hPa	1,026 hPa



Start List
出发顺序 / Liste de départ

WR	6:39.02	VORONINA Natalia (RUS)	15 FEB 2020	Salt Lake City, UT (USA)
OR	6:46.91	PECHSTEIN Claudia (GER)	23 FEB 2002	Salt Lake City, UT (USA)

Pair	Lane	Name	NOC Code
1	I	HORIKAWA Momoka	JPN
	O	ZUYEVA Maryna	BLR
2	I	HAN Mei	CHN
	O	CZYSZCZON Magdalena	POL
3	I	IN 'T HOF Sanne	NED
	O	VORONINA Natalia	ROC
*** ICE PREPARATION ***			
4	I	SABLIKOVA Martina	CZE
	O	OSHIGIRI Misaki	JPN
5	I	WEIDEMANN Isabelle	CAN
	O	WIKLUND Ragne	NOR
6	I	SCHOUTEN Irene	NED
	O	LOLLOBRIGIDA Francesca	ITA

Legend:

I	Inner lane	O	Outer lane	OR	Olympic Record
WR	World Record				



Results
 成绩 / Résultats

WR	6:39.02	VORONINA Natalia (RUS)	15 FEB 2020	Salt Lake City, UT (USA)
OR	6:46.91	PECHSTEIN Claudia (GER)	23 FEB 2002	Salt Lake City, UT (USA)

ISU Officials:				
Referee	BOYD Trevis G. (CAN)			
Assistant Referee	NOZAKI Chiharu (JPN)			
Starter	CHEN Song (CHN)			

Rank	Name	NOC Code	Pair	Lane	Time	Gap	Note
1	SCHOUTEN Irene	NED	6	I	6:43.51	0.00	OR
2	WEIDEMANN Isabelle	CAN	5	I	6:48.18	4.67	
3	SABLIKOVA Martina	CZE	4	I	6:50.09	6.58	
4	LOLLOBRIGIDA Francesca	ITA	6	O	6:51.76	8.25	
5	WIKLUND Ragne	NOR	5	O	6:56.34	12.83	
6	VORONINA Natalia	ROC	3	O	6:56.99	13.48	
7	IN 'T HOF Sanne	NED	3	I	6:59.77	16.26	
8	OSHIGIRI Misaki	JPN	4	O	7:01.17	17.66	
9	ZUYEVA Maryna	BLR	1	O	7:02.91	19.40	
10	HORIKAWA Momoka	JPN	1	I	7:06.92	23.41	
11	HAN Mei	CHN	2	I	7:08.37	24.86	
12	CZYSZCZON Magdalena	POL	2	O	7:21.49	37.98	

Referee:	BOYD Trevis G. (CAN)
----------	-----------------------------

Legend:				
I	Inner lane	O	Outer lane	OR Olympic Record
WR	World Record			



Medallists
获奖运动员 / Médaillé(e)s

Medal	Name	NOC
GOLD	SCHOUTEN Irene	NED - Netherlands
SILVER	WEIDEMANN Isabelle	CAN - Canada
BRONZE	SABLIKOVA Martina	CZE - Czech Republic



Distance Analysis in Pairs
 每组分段成绩分析 / Analyses des distances par paire

WR	6:39.02	VORONINA Natalia (RUS)	15 FEB 2020	Salt Lake City, UT (USA)	
OR	6:46.91	PECHSTEIN Claudia (GER)	23 FEB 2002	Salt Lake City, UT (USA)	
WR:	200m 19.94 (19.94)	600m 50.05 (30.11)	1000m 1:20.71 (30.66)	1400m 1:51.86 (31.15)	1800m 2:23.28 (31.48)
OR:	19.79 (19.79)	51.50 (31.71)	1:23.89 (32.39)	1:55.95 (32.06)	2:28.33 (32.38)
WR:	2200m 2:54.37 (31.09)	2600m 3:25.88 (31.51)	3000m 3:57.66 (31.78)	3400m 4:29.66 (32.00)	3800m 5:01.71 (32.05)
OR:	3:00.47 (32.14)	3:32.87 (32.40)	4:05.35 (32.48)	4:37.67 (32.32)	5:10.01 (32.34)
WR:	4200m 5:34.26 (32.55)	4600m 6:06.54 (32.28)	Finish 6:39.02 (32.48)		
OR:	5:42.49 (32.48)	6:14.86 (32.37)	6:46.91 (32.05)		

Pair	Lane	Name					NOC Code		Time		Note		Rank						
		Split Time (Rank)	Lap Time	Split Time (Rank)	Lap Time	Split Time (Rank)	Lap Time	Split Time (Rank)	Lap Time	Split Time (Rank)	Lap Time								
1	I	HORIKAWA Momoka					JPN		7:06.92				10						
		21.22 (11)	(21.22)	54.00 (11)	(32.78)	1:27.73 (11)	(33.73)	2:01.46 (12)	(33.73)	2:34.71 (12)	(33.25)	3:08.17 (11)	(33.46)	3:41.38 (11)	(33.21)	4:14.95 (11)	(33.57)	4:48.55 (11)	(33.60)
O		ZUYEVA Maryna					BLR		7:02.91				9						
		21.59 (12)	(21.59)	54.89 (12)	(33.30)	1:28.16 (12)	(33.27)	2:01.22 (11)	(33.06)	2:34.43 (11)	(33.21)	3:07.43 (10)	(33.00)	3:40.56 (10)	(33.13)	4:13.89 (10)	(33.33)	4:47.21 (9)	(33.32)
2	I	HAN Mei					CHN		7:08.37				11						
		20.61 (6)	(20.61)	52.59 (8)	(31.98)	1:25.02 (5)	(32.43)	1:58.37 (7)	(33.35)	2:32.03 (8)	(33.66)	3:05.54 (9)	(33.51)	3:39.27 (9)	(33.73)	4:13.06 (9)	(33.79)	4:47.54 (10)	(34.48)
O		CZYSZCZON Magdalena					POL		7:21.49				12						
		20.76 (9)	(20.76)	52.50 (6)	(31.74)	1:25.87 (9)	(33.37)	1:59.52 (10)	(33.65)	2:33.61 (10)	(34.09)	3:08.26 (12)	(34.65)	3:43.25 (12)	(34.99)	4:18.60 (12)	(35.35)	4:54.46 (12)	(35.86)
3	I	IN 'T HOF Sanne					NED		6:59.77				7						
		20.62 (7)	(20.62)	52.53 (7)	(31.91)	1:25.55 (7)	(33.02)	1:58.89 (9)	(33.34)	2:32.05 (9)	(33.16)	3:05.31 (8)	(33.26)	3:38.67 (8)	(33.36)	4:12.01 (8)	(33.34)	4:45.36 (8)	(33.35)
O		VORONINA Natalia					ROC		6:56.99				6						
		20.11 (2)	(20.11)	51.43 (2)	(31.32)	1:24.15 (1)	(32.72)	1:57.24 (4)	(33.09)	2:29.85 (4)	(32.61)	3:02.49 (6)	(32.64)	3:35.33 (6)	(32.84)	4:08.39 (6)	(33.06)	4:41.80 (6)	(33.41)
4	I	SABLIKOVA Martina					CZE		6:50.09				3						
		20.16 (3)	(20.16)	51.99 (3)	(31.83)	1:24.27 (2)	(32.28)	1:56.59 (1)	(32.32)	2:29.02 (1)	(32.43)	3:01.47 (2)	(32.45)	3:34.02 (3)	(32.55)	4:06.52 (3)	(32.50)	4:39.18 (4)	(32.66)
O		OSHIGIRI Misaki					JPN		7:01.17				8						
		20.22 (4)	(20.22)	52.36 (5)	(32.14)	1:25.40 (6)	(33.04)	1:58.65 (8)	(33.25)	2:31.49 (7)	(32.84)	3:04.48 (7)	(32.99)	3:37.73 (7)	(33.25)	4:11.04 (7)	(33.31)	4:44.49 (7)	(33.45)
5	I	WEIDEMANN Isabelle					CAN		6:48.18				2						
		20.70 (8)	(20.70)	53.13 (10)	(32.43)	1:25.99 (10)	(32.86)	1:58.01 (6)	(32.02)	2:29.99 (5)	(31.98)	3:01.94 (4)	(31.95)	3:33.85 (2)	(31.91)	4:05.88 (2)	(32.03)	4:37.95 (2)	(32.07)
O		WIKLUND Ragne					NOR		6:56.34				5						
		20.82 (10)	(20.82)	52.82 (9)	(32.00)	1:25.69 (8)	(32.87)	1:57.81 (5)	(32.12)	2:30.07 (6)	(32.26)	3:02.24 (5)	(32.17)	3:34.78 (5)	(32.54)	4:07.05 (4)	(32.27)	4:39.11 (3)	(32.06)



Distance Analysis in Pairs
 每组分段成绩分析 / Analyses des distances par paire

Pair	Lane	Name					NOC Code		Time		Note	Rank								
		Split Time (Rank)	Lap Time	Split Time (Rank)	Lap Time	Split Time (Rank)	Lap Time	Split Time (Rank)	Lap Time	Split Time (Rank)	Lap Time									
6	I	SCHOUTEN Irene					NED		6:43.51		OR	1								
		20.34 (5)	(20.34)	52.23 (4)	(31.89)	1:24.58 (4)	(32.35)	1:57.04 (3)	(32.46)	2:29.08 (2)	(32.04)	3:01.38 (1)	(32.30)	3:33.28 (1)	(31.90)	4:05.30 (1)	(32.02)	4:37.11 (1)	(31.81)	5:08.97 (1)
O		LOLLOBRIGIDA Francesca					ITA		6:51.76			4								
		19.95 (1)	(19.95)	51.41 (1)	(31.46)	1:24.54 (3)	(33.13)	1:56.97 (2)	(32.43)	2:29.52 (3)	(32.55)	3:01.64 (3)	(32.12)	3:34.64 (4)	(33.00)	4:07.47 (5)	(32.83)	4:40.46 (5)	(32.99)	5:13.09 (5)
		5:40.71 (1)	(31.74)	6:12.33 (1)	(31.62)	6:43.51 (1)	(31.18)													
		5:46.27 (5)	(33.18)	6:19.38 (4)	(33.11)	6:51.76 (4)	(32.38)													

Legend:

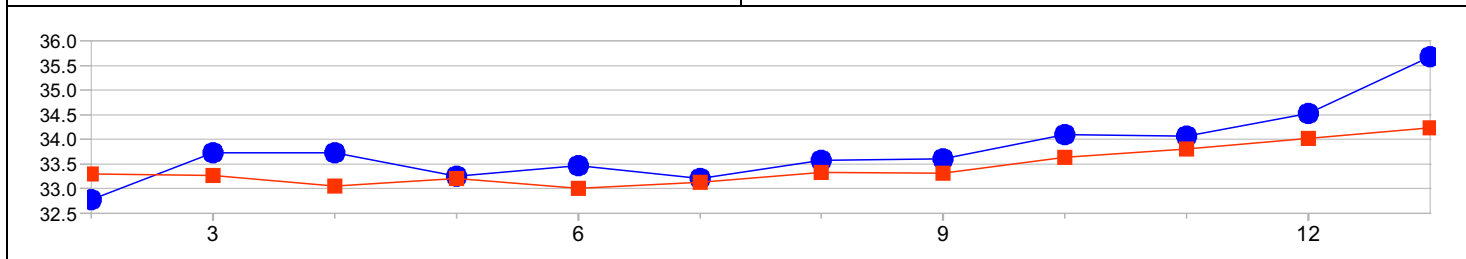
I	Inner lane	O	Outer lane	OR	Olympic Record
WR	World Record				



Distance Analysis - Graphical
 分段成绩分析 - 图解 / Analyses graphiques des distances

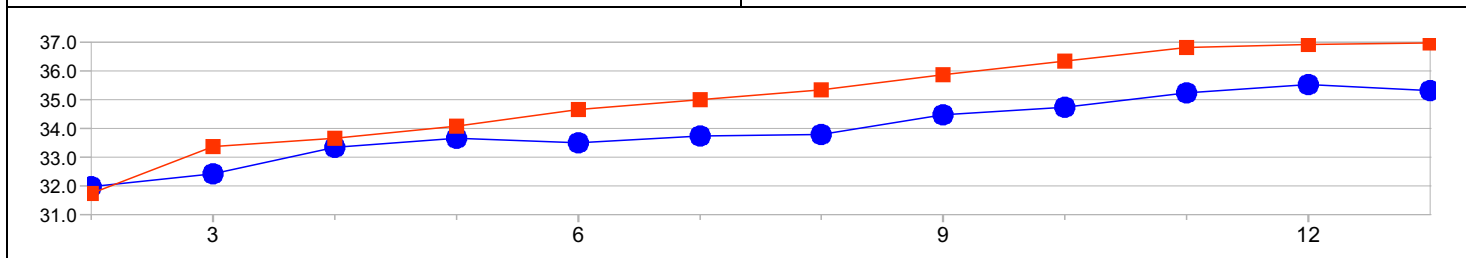
Pair 1

Inner (Blue) HORIKAWA Momoka 7:06.92 (10)	(JPN) Average: 33.81 35.68 - 32.78 = 2.90	Outer (Red) ZUYEVA Maryna 7:02.91 (9)	(BLR) Average: 33.44 34.24 - 33.00 = 1.24
---	---	---	---



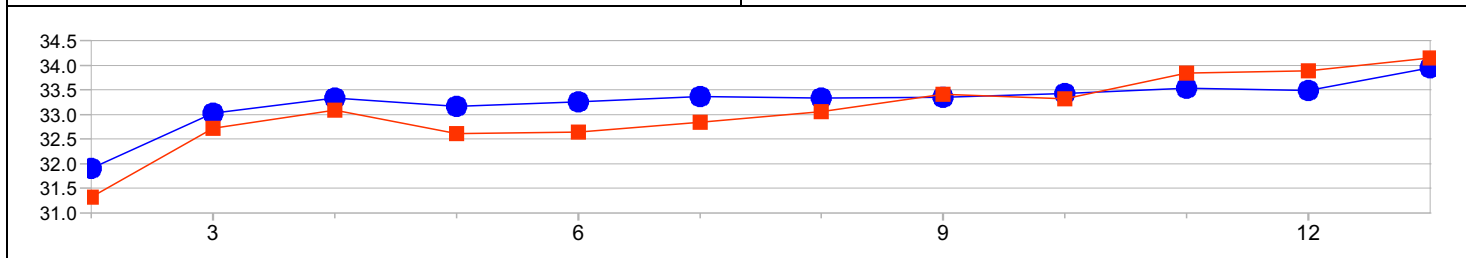
Pair 2

Inner (Blue) HAN Mei 7:08.37 (11)	(CHN) Average: 33.98 35.52 - 31.98 = 3.54	Outer (Red) CZYSZCZON Magdalena 7:21.49 (12)	(POL) Average: 35.06 36.98 - 31.74 = 5.24
---	---	--	---



Pair 3

Inner (Blue) IN 'T HOF Sanne 6:59.77 (7)	(NED) Average: 33.26 33.95 - 31.91 = 2.04	Outer (Red) VORONINA Natalia 6:56.99 (6)	(ROC) Average: 33.07 34.15 - 31.32 = 2.83
--	---	--	---



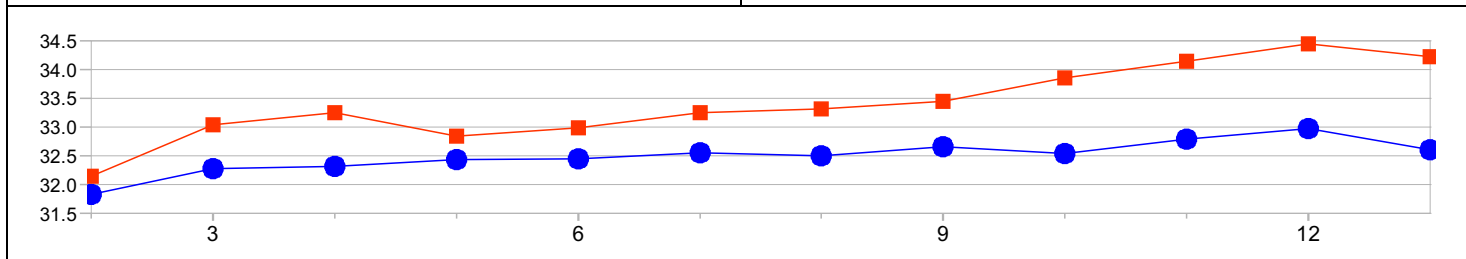


Distance Analysis - Graphical

分段成绩分析 - 图解 / Analyses graphiques des distances

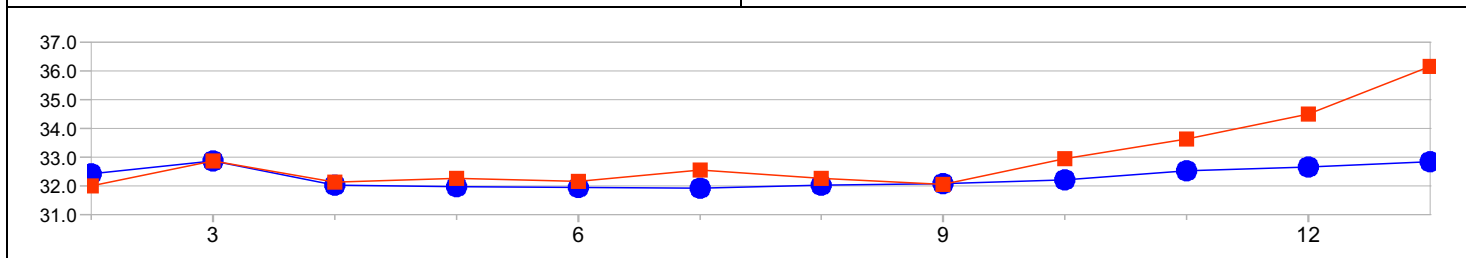
Pair 4

Inner (Blue) SABLIKOVA Martina 6:50.09 (3)	(CZE) Average: 32.49 32.97 - 31.83 = 1.14	Outer (Red) OSHIGIRI Misaki 7:01.17 (8)	(JPN) Average: 33.41 34.45 - 32.14 = 2.31
---	---	--	---



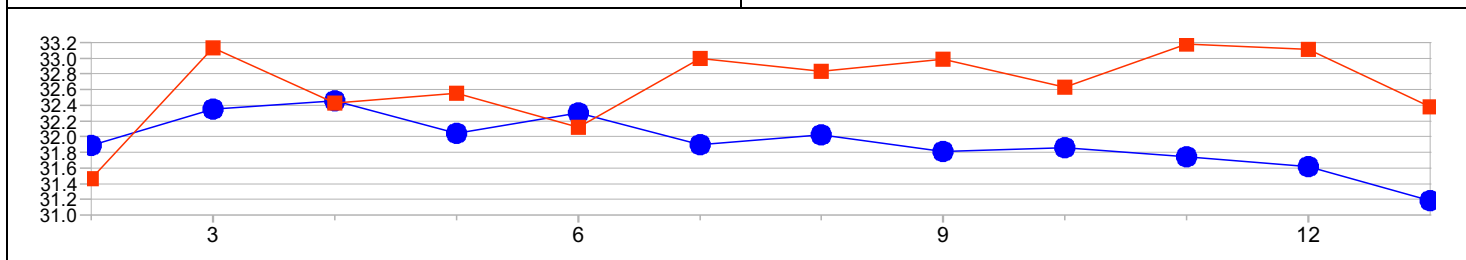
Pair 5

Inner (Blue) WEIDEMANN Isabelle 6:48.18 (2)	(CAN) Average: 32.29 32.86 - 31.91 = 0.95	Outer (Red) WIKLUND Ragne 6:56.34 (5)	(NOR) Average: 32.96 36.16 - 32.00 = 4.16
--	---	--	---



Pair 6

Inner (Blue) SCHOUTEN Irene 6:43.51 (1)	(NED) Average: 31.93 32.46 - 31.18 = 1.28	Outer (Red) LOLLOBRIGIDA Francesca 6:51.76 (4)	(ITA) Average: 32.65 33.18 - 31.46 = 1.72
--	---	---	---





Ice and Climatic Conditions 冰面和气候条件 / Conditions de glace et climatique

	Session 1	
	Start	End
Time	19:58	20:27
Pair Number	1	3
Air Temperature	19.0°C / 66°F	18.3°C / 65°F
Ice Temperature	-11.1°C / 12°F	-11.0°C / 12°F
Humidity	22 %	23 %
Air Pressure	1,016 hPa	1,016 hPa

	Session 2	
	Start	End
Time	20:48	21:14
Pair Number	4	6
Air Temperature	18.6°C / 65°F	18.6°C / 65°F
Ice Temperature	-11.1°C / 12°F	-11.0°C / 12°F
Humidity	23 %	23 %
Air Pressure	1,017 hPa	1,017 hPa



Event Classification
 小项排名表 / Classement de l'épreuve

Rank	Name	NOC Code	Semifinals				Final			
			Rank	Laps	Points	Time	Laps	Points	Time	
1	SCHOUTEN Irene	NED	SF2	4	16	13		16	60	
2	BLONDIN Ivanie	CAN	SF1	1	16	65		16	40	
3	LOLLOBRIGIDA Francesca	ITA	SF2	1	16	62		16	20	
4	KILBURG Mia	USA	SF1	4	16	10		16	10	
5	KIM Boreum	KOR	SF2	2	16	40		16	6	8:16.81
6	MALTAIS Valerie	CAN	SF2	7	16	3	8:35.47	16	6	8:20.46
7	ZUYEVA Maryna	BLR	SF1	8	16	2		16	4	
8	SATO Ayano	JPN	SF1	2	16	40		16	3	8:16.94
9	PECHSTEIN Claudia	GER	SF1	7	16	3		16	3	8:25.78
10	CZYSZCZON Magdalena	POL	SF1	6	16	4		16	2	
11	GROENEWOUD Marijke	NED	SF1	5	16	9		16	1	
12	BIRKELAND Giorgia	USA	SF2	6	16	3	8:34.446	16		8:18.10
13	GUO Dan	CHN	SF2	3	16	21		16		8:18.61
14	MOROZOVA Nadezhda	KAZ	SF2	8	16	3	8:42.23	16		8:21.05
15	GOLUBEVA Elizaveta	ROC	SF1	9	16	1		15		7:50.24
16	LI Qishi	CHN	SF1	3	16	23				DQ
17	BOSIEK Karolina	POL	SF2	5	16	6				DQ
18	VARABYOVA Yauheniya	BLR	SF2	9	16	2	8:43.65			
19	SOKHRYAKOVA Elena	ROC	SF2	10	16	2	8:45.00			
20	UHRIG Michelle	GER	SF2	11	16	2	9:02.52			
21	WENGER Nadja	SUI	SF1	10	16		8:31.50			
22	GOMEZ Laura	COL	SF1	11	16		8:31.66			
23	HAUGEN Sofie Karoline	NOR	SF1	12	16		8:33.77			
24	TAS Sandrine	BEL	SF2	12	16		8:37.77			
25	BOEHM Marit Fjellanger	NOR	SF2	13	16		8:42.28			
26	PARK Jiwoo	KOR	SF1	13	16		8:53.64			
27	TAKAGI Nana	JPN	SF2	14	16		9:10.03			
28	RODRIGUEZ LOPEZ Maria Victoria	ARG	SF1	14	9		5:24.53			
	ZDRAHALOVA Nikola	CZE	SF2							WDR

Legend:

DQ Disqualified **SFx** Semifinal x (x=1 or 2) **WDR** Withdrawn



Medallists
获奖运动员 / Médaillé(e)s

Medal	Name	NOC
GOLD	SCHOUTEN Irene	NED - Netherlands
SILVER	BLONDIN Ivanie	CAN - Canada
BRONZE	LOLLOBRIGIDA Francesca	ITA - Italy



Start List
 出发顺序 / Liste de départ

REVISED
 19 FEB 13:04

Helmet Number	Name	NOC Code
Semifinal 1		
1	BLONDIN Ivanie	CAN
2	GOLUBEVA Elizaveta	ROC
3	KILBURG Mia	USA
4	GROENEWOUD Marijke	NED
5	PARK Jiwoo	KOR
6	ZUYEVA Maryna	BLR
7	HAUGEN Sofie Karoline	NOR
8	LI Qishi	CHN
9	PECHSTEIN Claudia	GER
10	GOMEZ Laura	COL
11	WENGER Nadja	SUI
12	SATO Ayano	JPN
13	CZYSZCZON Magdalena	POL
14	RODRIGUEZ LOPEZ Maria Victoria	ARG
Semifinal 2		
1	LOLLOBRIGIDA Francesca	ITA
2	GUO Dan	CHN
3	SCHOUTEN Irene	NED
4	KIM Boreum	KOR
5	MALTAIS Valerie	CAN
6	UHRIG Michelle	GER
7	MOROZOVA Nadezhda	KAZ
8	BOSIEK Karolina	POL
10	TAS Sandrine	BEL
11	VARABYOVA Yauheniya	BLR
12	BOEHM Marit Fjellanger	NOR
13	TAKAGI Nana	JPN
14	SOKHRYAKOVA Elena	ROC
15	BIRKELAND Giorgia	USA
WDR	ZDRAHALOVA Nikola	CZE

Note:
 Skaters in Semifinal 1 will wear WHITE helmet covers.
 Skaters in Semifinal 2 will wear BLUE helmet covers.
 Start positions will correspond to helmet numbers.

Legend:
 WDR Withdrawn

REVISED Skater BIRKELAND Giorgia (USA) has been moved to Semifinal 2.
 Skater ZDRAHALOVA Nikola (CZE) has withdrawn from the event.



Results
成绩 / Résultats

ISU Officials:

Referee BOYD Trevis G. (CAN)

Assistant Referee DYAKOV Ivan (RUS)

Starter CHEN Song (CHN)

Rank	Helmet Number	Name	NOC Code	Laps	S1	S2	S3	S4	Total	Time
1	1	BLONDIN Ivanie	CAN	16	2		3	60	65	Q
2	12	SATO Ayano	JPN	16				40	40	Q
3	8	LI Qishi	CHN	16	3			20	23	Q
4	3	KILBURG Mia	USA	16				10	10	Q
5	4	GROENEWOUD Marijke	NED	16		3		6	9	Q
6	13	CZYSZCZON Magdalena	POL	16		2	2		4	Q
7	9	PECHSTEIN Claudia	GER	16				3	3	Q
8	6	ZUYEVA Maryna	BLR	16		1	1		2	Q
9	2	GOLUBEVA Elizaveta	ROC	16	1				1	ADV
10	11	WENGER Nadja	SUI	16						8:31.50
11	10	GOMEZ Laura	COL	16						8:31.66
12	7	HAUGEN Sofie Karoline	NOR	16						8:33.77
13	5	PARK Jiwoo	KOR	16						8:53.64
14	14	RODRIGUEZ LOPEZ Maria Victoria	ARG	9						5:24.53

Referee:

BOYD Trevis G. (CAN)

Note:

The top eight ranked skaters qualify to the Final.

Legend:

ADV Advanced Q Qualified for the Final Sx Sprint position (x=1-4)



Results
成绩 / Résultats

ISU Officials:

Referee BOYD Trevis G. (CAN)

Assistant Referee DYAKOV Ivan (RUS)

Starter CHEN Song (CHN)

Rank	Helmet Number	Name	NOC Code	Laps	S1	S2	S3	S4	Total	Time	
1	1	LOLLOBRIGIDA Francesca	ITA	16	2			60	62		Q
2	4	KIM Boreum	KOR	16				40	40		Q
3	2	GUO Dan	CHN	16		1		20	21		Q
4	3	SCHOUTEN Irene	NED	16	3			10	13		Q
5	8	BOSIEK Karolina	POL	16				6	6		Q
6	15	BIRKELAND Giorgia	USA	16				3	3	8:34.446	Q
7	5	MALTAIS Valerie	CAN	16		3			3	8:35.47	Q
8	7	MOROZOVA Nadezhda	KAZ	16			3		3	8:42.23	Q
9	11	VARABYOVA Yauheniya	BLR	16			2		2	8:43.65	
10	14	SOKHRYAKOVA Elena	ROC	16	1		1		2	8:45.00	
11	6	UHRIG Michelle	GER	16		2			2	9:02.52	
12	10	TAS Sandrine	BEL	16						8:37.77	
13	12	BOEHM Marit Fjellanger	NOR	16						8:42.28	
14	13	TAKAGI Nana	JPN	16						9:10.03	
	9	ZDRAHALOVA Nikola	CZE								WDR

Referee:

BOYD Trevis G. (CAN)

Note:

The top eight ranked skaters qualify to the Final.

If two or more skaters obtained the same points, the ties will be broken by time.

If two or more skaters obtained the same time to the hundredth of a second, their times will be presented to the thousandth of a second.

Legend:

Q Qualified for the Final Sx Sprint position (x=1-4) WDR Withdrawn



Distance Analysis

分段成绩分析 / Analyse des distances

Helmet Number	Name					NOC Code	Time		Note	Rank
	Split Time (Rank)	Lap Time	Split Time (Rank)	Lap Time	Split Time (Rank)		Lap Time	Split Time (Rank)		
1	BLONDIN Ivanie					CAN	8:28.68			1
	44.88 (1)	(44.88)	1:20.66 (3)	(35.78)	1:52.58 (3)	(31.92)	2:19.44 (2)	(26.86)		
	2:51.30 (10)	(31.86)	3:19.91 (9)	(28.61)	3:48.93 (10)	(29.02)	4:17.07 (10)	(28.14)		
	4:50.36 (3)	(33.29)	5:29.57 (3)	(39.21)	6:03.20 (5)	(33.63)	6:29.46 (1)	(26.26)		
	7:02.37 (1)	(32.91)	7:34.08 (4)	(31.71)	8:02.59 (4)	(28.51)	8:28.68 (1)	(26.09)		
2	GOLUBEVA Elizaveta					ROC	8:53.99			9
	44.95 (2)	(44.95)	1:20.74 (4)	(35.79)	1:52.64 (4)	(31.90)	2:19.94 (3)	(27.30)		
	2:51.38 (12)	(31.44)	3:20.08 (11)	(28.70)	3:48.66 (7)	(28.58)	4:16.81 (7)	(28.15)		
	4:50.29 (2)	(33.48)	5:29.61 (4)	(39.32)	6:03.26 (7)	(33.65)	6:31.07 (5)	(27.81)		
	7:02.44 (2)	(31.37)	7:34.22 (6)	(31.78)	8:19.33 (12)	(45.11)	8:53.99 (13)	(34.66)		
3	KILBURG Mia					USA	8:29.93			4
	45.25 (5)	(45.25)	1:20.57 (2)	(35.32)	1:52.50 (2)	(31.93)	2:20.15 (4)	(27.65)		
	2:51.34 (11)	(31.19)	3:20.00 (10)	(28.66)	3:49.02 (11)	(29.02)	4:17.15 (11)	(28.13)		
	4:50.50 (5)	(33.35)	5:29.80 (8)	(39.30)	6:03.51 (10)	(33.71)	6:31.22 (7)	(27.71)		
	7:02.52 (3)	(31.30)	7:34.30 (7)	(31.78)	8:02.73 (5)	(28.43)	8:29.93 (4)	(27.20)		
4	GROENEWOUD Marijke					NED	8:30.92			5
	45.14 (4)	(45.14)	1:20.82 (5)	(35.68)	1:52.70 (5)	(31.88)	2:20.23 (5)	(27.53)		
	2:51.02 (4)	(30.79)	3:19.36 (3)	(28.34)	3:48.33 (3)	(28.97)	4:15.76 (1)	(27.43)		
	4:50.23 (1)	(34.47)	5:29.53 (2)	(39.30)	6:03.40 (8)	(33.87)	6:31.15 (6)	(27.75)		
	7:09.36 (13)	(38.21)	7:36.49 (13)	(27.13)	8:03.46 (8)	(26.97)	8:30.92 (5)	(27.46)		
5	PARK Jiwoo					KOR	8:53.64			13
	45.65 (9)	(45.65)	1:21.19 (9)	(35.54)	1:52.92 (8)	(31.73)	2:20.48 (8)	(27.56)		
	2:51.16 (8)	(30.68)	3:19.51 (5)	(28.35)	3:48.49 (5)	(28.98)	4:16.64 (5)	(28.15)		
	4:50.65 (8)	(34.01)	5:30.08 (12)	(39.43)	6:03.78 (13)	(33.70)	6:31.63 (12)	(27.85)		
	7:02.76 (6)	(31.13)	7:34.16 (5)	(31.40)	8:19.64 (13)	(45.48)	8:53.64 (12)	(34.00)		
6	ZUYEVA Maryna					BLR	8:31.54			8
	45.47 (7)	(45.47)	1:21.02 (7)	(35.55)	1:52.83 (7)	(31.81)	2:20.38 (7)	(27.55)		
	2:50.93 (3)	(30.55)	3:19.27 (2)	(28.34)	3:48.25 (2)	(28.98)	4:16.48 (3)	(28.23)		
	4:50.57 (6)	(34.09)	5:29.70 (7)	(39.13)	6:02.69 (1)	(32.99)	6:30.86 (3)	(28.17)		
	7:03.31 (12)	(32.45)	7:34.71 (11)	(31.40)	8:03.57 (9)	(28.86)	8:31.54 (8)	(27.97)		
7	HAUGEN Sofie Karoline					NOR	8:33.77			12
	45.94 (12)	(45.94)	1:21.50 (12)	(35.56)	1:53.25 (12)	(31.75)	2:20.90 (12)	(27.65)		
	2:51.02 (4)	(30.12)	3:20.35 (13)	(29.33)	3:49.26 (13)	(28.91)	4:17.39 (13)	(28.13)		
	4:50.73 (10)	(33.34)	5:29.52 (1)	(38.79)	6:03.02 (3)	(33.50)	6:31.03 (4)	(28.01)		
	7:03.16 (11)	(32.13)	7:34.37 (9)	(31.21)	8:04.14 (11)	(29.77)	8:33.77 (11)	(29.63)		
8	LI Qishi					CHN	8:29.01			3
	45.04 (3)	(45.04)	1:20.48 (1)	(35.44)	1:52.43 (1)	(31.95)	2:19.40 (1)	(26.97)		
	2:51.54 (13)	(32.14)	3:20.21 (12)	(28.67)	3:49.15 (12)	(28.94)	4:17.29 (12)	(28.14)		
	4:50.77 (11)	(33.48)	5:29.88 (9)	(39.11)	6:03.65 (12)	(33.77)	6:31.47 (10)	(27.82)		
	7:02.86 (7)	(31.39)	7:33.94 (2)	(31.08)	8:02.45 (2)	(28.51)	8:29.01 (3)	(26.56)		
9	PECHSTEIN Claudia					GER	8:30.99			7
	45.36 (6)	(45.36)	1:20.91 (6)	(35.55)	1:53.21 (11)	(32.30)	2:20.80 (11)	(27.59)		
	2:50.80 (2)	(30.00)	3:19.69 (7)	(28.89)	3:48.75 (8)	(29.06)	4:16.91 (8)	(28.16)		
	4:50.93 (13)	(34.02)	5:30.13 (13)	(39.20)	6:03.43 (9)	(33.30)	6:31.85 (13)	(28.42)		
	7:03.11 (9)	(31.26)	7:33.17 (1)	(30.06)	8:01.50 (1)	(28.33)	8:30.99 (6)	(29.49)		
10	GOMEZ Laura					COL	8:31.66			11
	45.85 (11)	(45.85)	1:21.39 (11)	(35.54)	1:53.10 (10)	(31.71)	2:20.65 (10)	(27.55)		
	2:51.22 (9)	(30.57)	3:19.83 (8)	(28.61)	3:48.85 (9)	(29.02)	4:16.99 (9)	(28.14)		
	4:50.72 (9)	(33.73)	5:29.62 (5)	(38.90)	6:03.12 (4)	(33.50)	6:31.35 (9)	(28.23)		
	7:02.60 (4)	(31.25)	7:34.34 (8)	(31.74)	8:03.40 (7)	(29.06)	8:31.66 (9)	(28.26)		



Distance Analysis
分段成绩分析 / Analyse des distances

Helmet Number	Name					NOC Code	Time		Note	Rank
	Split Time (Rank)	Lap Time	Split Time (Rank)	Lap Time	Split Time (Rank)		Lap Time	Split Time (Rank)		
11	WENGER Nadja					SUI	8:31.50			10
	45.74 (10)	(45.74)	1:21.30 (10)	(35.56)	1:53.00 (9)	(31.70)	2:20.53 (9)	(27.53)		
	2:51.13 (7)	(30.60)	3:19.58 (6)	(28.45)	3:48.58 (6)	(29.00)	4:16.72 (6)	(28.14)		
	4:50.64 (7)	(33.92)	5:29.97 (10)	(39.33)	6:03.62 (11)	(33.65)	6:31.55 (11)	(27.93)		
	7:02.98 (8)	(31.43)	7:34.38 (10)	(31.40)	8:03.18 (6)	(28.80)	8:31.50 (7)	(28.32)		
12	SATO Ayano					JPN	8:28.77			2
	45.55 (8)	(45.55)	1:21.10 (8)	(35.55)	1:52.78 (6)	(31.68)	2:20.31 (6)	(27.53)		
	2:51.08 (6)	(30.77)	3:19.44 (4)	(28.36)	3:48.39 (4)	(28.95)	4:16.55 (4)	(28.16)		
	4:50.43 (4)	(33.88)	5:29.69 (6)	(39.26)	6:03.25 (6)	(33.56)	6:31.31 (8)	(28.06)		
	7:02.68 (5)	(31.37)	7:34.00 (3)	(31.32)	8:02.52 (3)	(28.52)	8:28.77 (2)	(26.25)		
13	CZYSZCZON Magdalena					POL	8:31.77			6
	46.14 (14)	(46.14)	1:21.70 (14)	(35.56)	1:53.49 (14)	(31.79)	2:21.13 (13)	(27.64)		
	2:48.46 (1)	(27.33)	3:16.90 (1)	(28.44)	3:46.86 (1)	(29.96)	4:16.38 (2)	(29.52)		
	4:50.82 (12)	(34.44)	5:30.03 (11)	(39.21)	6:02.83 (2)	(32.80)	6:30.85 (2)	(28.02)		
	7:03.12 (10)	(32.27)	7:34.80 (12)	(31.68)	8:03.66 (10)	(28.86)	8:31.77 (10)	(28.11)		
14	RODRIGUEZ LOPEZ Maria Victoria					ARG	5:24.53			14
	46.05 (13)	(46.05)	1:21.60 (13)	(35.55)	1:53.38 (13)	(31.78)	2:21.45 (14)	(28.07)		
	2:51.80 (14)	(30.35)	3:23.86 (14)	(32.06)	4:02.50 (14)	(38.64)	4:42.83 (14)	(40.33)		
	5:24.53 (14)	(41.70)								



Distance Analysis
分段成绩分析 / Analyse des distances

Helmet Number	Name					NOC Code	Time		Note	Rank
	Split Time (Rank)	Lap Time	Split Time (Rank)	Lap Time	Split Time (Rank)		Lap Time	Split Time (Rank)		
1	LOLLOBRIGIDA Francesca					ITA	8:34.19			1
	46.61 (1)	(46.61)	1:24.36 (1)	(37.75)	1:51.94 (2)	(27.58)	2:18.27 (2)	(26.33)		
	2:54.64 (2)	(36.37)	3:29.09 (8)	(34.45)	3:58.87 (9)	(29.78)	4:26.52 (7)	(27.65)		
	4:58.40 (5)	(31.88)	5:31.70 (4)	(33.30)	6:07.15 (8)	(35.45)	6:38.47 (10)	(31.32)		
	7:09.93 (9)	(31.46)	7:39.19 (4)	(29.26)	8:07.75 (5)	(28.56)	8:34.19 (1)	(26.44)		
2	GUO Dan					CHN	8:34.39			3
	46.79 (3)	(46.79)	1:24.56 (4)	(37.77)	1:54.91 (10)	(30.35)	2:25.34 (13)	(30.43)		
	2:58.04 (5)	(32.70)	3:28.62 (2)	(30.58)	3:58.31 (2)	(29.69)	4:24.43 (3)	(26.12)		
	4:58.85 (14)	(34.42)	5:31.78 (5)	(32.93)	6:07.20 (10)	(35.42)	6:38.62 (13)	(31.42)		
	7:10.03 (11)	(31.41)	7:39.24 (5)	(29.21)	8:07.82 (6)	(28.58)	8:34.39 (3)	(26.57)		
3	SCHOUTEN Irene					NED	8:34.43			4
	46.69 (2)	(46.69)	1:24.47 (2)	(37.78)	1:52.03 (3)	(27.56)	2:18.19 (1)	(26.16)		
	2:54.55 (1)	(36.36)	3:29.16 (10)	(34.61)	3:59.07 (11)	(29.91)	4:26.59 (9)	(27.52)		
	4:58.49 (6)	(31.90)	5:31.63 (2)	(33.14)	6:06.91 (4)	(35.28)	6:38.21 (6)	(31.30)		
	7:09.79 (6)	(31.58)	7:39.05 (2)	(29.26)	8:07.69 (4)	(28.64)	8:34.43 (4)	(26.74)		
4	KIM Boreum					KOR	8:34.23			2
	46.89 (4)	(46.89)	1:24.64 (5)	(37.75)	1:54.60 (5)	(29.96)	2:25.03 (7)	(30.43)		
	2:58.24 (7)	(33.21)	3:29.25 (11)	(31.01)	3:59.28 (13)	(30.03)	4:26.72 (11)	(27.44)		
	4:58.58 (8)	(31.86)	5:31.70 (3)	(33.12)	6:06.99 (5)	(35.29)	6:38.29 (8)	(31.30)		
	7:09.86 (7)	(31.57)	7:39.13 (3)	(29.27)	8:07.43 (2)	(28.30)	8:34.23 (2)	(26.80)		
5	MALTAIS Valerie					CAN	8:35.47			7
	47.24 (8)	(47.24)	1:25.12 (13)	(37.88)	1:54.25 (4)	(29.13)	2:24.82 (4)	(30.57)		
	2:57.92 (4)	(33.10)	3:28.54 (1)	(30.62)	3:58.21 (1)	(29.67)	4:24.39 (1)	(26.18)		
	4:58.51 (7)	(34.12)	5:31.94 (9)	(33.43)	6:07.27 (12)	(35.33)	6:38.11 (5)	(30.84)		
	7:09.65 (5)	(31.54)	7:38.99 (1)	(29.34)	8:07.58 (3)	(28.59)	8:35.47 (7)	(27.89)		
6	UHRIG Michelle					GER	9:02.52			11
	47.31 (9)	(47.31)	1:25.07 (12)	(37.76)	1:54.84 (8)	(29.77)	2:25.08 (8)	(30.24)		
	2:58.34 (9)	(33.26)	3:28.78 (4)	(30.44)	3:58.47 (4)	(29.69)	4:24.41 (2)	(25.94)		
	4:58.39 (4)	(33.98)	5:31.85 (7)	(33.46)	6:07.29 (13)	(35.44)	6:38.54 (11)	(31.25)		
	7:12.90 (14)	(34.36)	7:52.38 (14)	(39.48)	8:27.95 (14)	(35.57)	9:02.52 (13)	(34.57)		
7	MOROZOVA Nadezhda					KAZ	8:42.23			8
	47.38 (10)	(47.38)	1:25.02 (11)	(37.64)	1:54.98 (12)	(29.96)	2:24.91 (6)	(29.93)		
	2:58.31 (8)	(33.40)	3:28.90 (5)	(30.59)	3:58.55 (5)	(29.65)	4:26.56 (8)	(28.01)		
	4:58.62 (10)	(32.06)	5:32.21 (13)	(33.59)	6:06.40 (1)	(34.19)	6:34.42 (1)	(28.02)		
	7:07.67 (1)	(33.25)	7:40.16 (10)	(32.49)	8:11.43 (10)	(31.27)	8:42.23 (9)	(30.80)		
8	BOSIEK Karolina					POL	8:34.442			5
	47.06 (6)	(47.06)	1:24.82 (7)	(37.76)	1:54.77 (7)	(29.95)	2:25.19 (11)	(30.42)		
	2:58.60 (12)	(33.41)	3:29.11 (9)	(30.51)	3:58.77 (8)	(29.66)	4:26.46 (6)	(27.69)		
	4:58.30 (2)	(31.84)	5:31.79 (6)	(33.49)	6:06.73 (2)	(34.94)	6:38.54 (12)	(31.81)		
	7:09.95 (10)	(31.41)	7:39.42 (8)	(29.47)	8:07.93 (8)	(28.51)	8:34.44 (5)	(26.50)		
9	ZDRAHALOVA Nikola					CZE			WDR	
10	TAS Sandrine					BEL	8:37.77			12
	47.56 (13)	(47.56)	1:25.26 (14)	(37.70)	1:55.14 (14)	(29.88)	2:25.43 (14)	(30.29)		
	2:58.71 (14)	(33.28)	3:29.32 (14)	(30.61)	3:59.38 (14)	(30.06)	4:27.05 (14)	(27.67)		
	4:58.83 (13)	(31.78)	5:32.33 (14)	(33.50)	6:07.52 (14)	(35.19)	6:38.78 (14)	(31.26)		
	7:10.28 (13)	(31.50)	7:39.58 (9)	(29.30)	8:08.17 (9)	(28.59)	8:37.77 (8)	(29.60)		



Distance Analysis
分段成绩分析 / Analyse des distances

Helmet Number	Name					NOC Code	Time		Note	Rank
	Split Time (Rank)	Lap Time	Split Time (Rank)	Lap Time	Split Time (Rank)		Lap Time	Split Time (Rank)		
11	VARABYOVA Yauheniya					BLR	8:43.65			9
	47.64 (14)	(47.64)	1:24.97 (9)	(37.33)	1:55.06 (13)	(30.09)	2:25.16 (10)	(30.10)		
	2:58.51 (11)	(33.35)	3:29.03 (7)	(30.52)	3:58.68 (7)	(29.65)	4:26.38 (5)	(27.70)		
	4:58.60 (9)	(32.22)	5:32.08 (12)	(33.48)	6:06.85 (3)	(34.77)	6:35.07 (2)	(28.22)		
	7:08.25 (2)	(33.18)	7:40.18 (11)	(31.93)	8:11.73 (12)	(31.55)	8:43.65 (11)	(31.92)		
12	BOEHM Marit Fjellanger					NOR	8:42.28			13
	47.39 (11)	(47.39)	1:25.00 (10)	(37.61)	1:54.95 (11)	(29.95)	2:24.83 (5)	(29.88)		
	2:58.61 (13)	(33.78)	3:29.30 (12)	(30.69)	3:58.95 (10)	(29.65)	4:26.93 (13)	(27.98)		
	4:58.15 (1)	(31.22)	5:32.07 (11)	(33.92)	6:07.16 (9)	(35.09)	6:35.92 (4)	(28.76)		
	7:09.45 (4)	(33.53)	7:40.51 (12)	(31.06)	8:11.53 (11)	(31.02)	8:42.28 (10)	(30.75)		
13	TAKAGI Nana					JPN	9:10.03			14
	46.99 (5)	(46.99)	1:24.74 (6)	(37.75)	1:54.68 (6)	(29.94)	2:25.11 (9)	(30.43)		
	2:58.14 (6)	(33.03)	3:28.71 (3)	(30.57)	3:58.39 (3)	(29.68)	4:24.64 (4)	(26.25)		
	4:58.31 (3)	(33.67)	5:31.61 (1)	(33.30)	6:07.23 (11)	(35.62)	6:38.24 (7)	(31.01)		
	7:09.87 (8)	(31.63)	7:39.25 (6)	(29.38)	8:07.29 (1)	(28.04)	9:10.03 (14)	(1:02.74)		
14	SOKHRYAKOVA Elena					ROC	8:45.00			10
	47.47 (12)	(47.47)	1:24.56 (3)	(37.09)	1:51.79 (1)	(27.23)	2:19.30 (3)	(27.51)		
	2:54.75 (3)	(35.45)	3:28.93 (6)	(34.18)	3:58.61 (6)	(29.68)	4:26.90 (12)	(28.29)		
	4:58.77 (12)	(31.87)	5:31.97 (10)	(33.20)	6:07.05 (6)	(35.08)	6:35.82 (3)	(28.77)		
	7:09.32 (3)	(33.50)	7:41.47 (13)	(32.15)	8:12.90 (13)	(31.43)	8:45.00 (12)	(32.10)		
15	BIRKELAND Giorgia					USA	8:34.446			6
	47.13 (7)	(47.13)	1:24.90 (8)	(37.77)	1:54.85 (9)	(29.95)	2:25.27 (12)	(30.42)		
	2:58.42 (10)	(33.15)	3:29.32 (13)	(30.90)	3:59.15 (12)	(29.83)	4:26.65 (10)	(27.50)		
	4:58.66 (11)	(32.01)	5:31.88 (8)	(33.22)	6:07.09 (7)	(35.21)	6:38.38 (9)	(31.29)		
	7:10.07 (12)	(31.69)	7:39.33 (7)	(29.26)	8:07.88 (7)	(28.55)	8:34.44 (6)	(26.55)		

Legend:
WDR Withdrawn



Start List
出发顺序 / Liste de départ

Helmet Number	Name	NOC Code
1	BLONDIN Ivanie	CAN
2	LOLLOBRIGIDA Francesca	ITA
3	SATO Ayano	JPN
4	KIM Boreum	KOR
5	LI Qishi	CHN
6	GUO Dan	CHN
7	KILBURG Mia	USA
8	SCHOUTEN Irene	NED
9	GROENEWOUD Marijke	NED
10	BOSIEK Karolina	POL
11	CZYSZCZON Magdalena	POL
12	BIRKELAND Giorgia	USA
13	PECHSTEIN Claudia	GER
14	MALTAIS Valerie	CAN
15	ZUYEVA Maryna	BLR
16	MOROZOVA Nadezhda	KAZ
17	GOLUBEVA Elizaveta	ROC

Note:

Skaters who qualified from Semifinal 1 will wear WHITE helmet covers.

Skaters who qualified from Semifinal 2 will wear BLUE helmet covers.

Start positions will correspond to helmet numbers.

Skater GOLUBEVA Elizaveta (ROC) from Semifinal 1 was advanced Final.



Results
成绩 / Résultats

ISU Officials:
Referee BOYD Trevis G. (CAN)
Assistant Referee DYAKOV Ivan (RUS)
Starter DAWIDOWSKI Bartosz (POL)

Rank	Helmet Number	Name	NOC Code	Laps	S1	S2	S3	S4	Total	Time
1	8	SCHOUTEN Irene	NED	16				60	60	
2	1	BLONDIN Ivanie	CAN	16				40	40	
3	2	LOLLOBRIGIDA Francesca	ITA	16				20	20	
4	7	KILBURG Mia	USA	16				10	10	
5	4	KIM Boreum	KOR	16				6	6	8:16.81
6	14	MALTAIS Valerie	CAN	16	3	3			6	8:20.46
7	15	ZUYEVA Maryna	BLR	16	2		2		4	
8	3	SATO Ayano	JPN	16				3	3	8:16.94
9	13	PECHSTEIN Claudia	GER	16			3		3	8:25.78
10	11	CZYSZCZON Magdalena	POL	16	1		1		2	
11	9	GROENEWOUD Marijke	NED	16		1			1	
12	12	BIRKELAND Giorgia	USA	16						8:18.10
13	6	GUO Dan	CHN	16						8:18.61
14	16	MOROZOVA Nadezhda	KAZ	16						8:21.05
15	17	GOLUBEVA Elizaveta	ROC	15						7:50.24
	10	BOSIEK Karolina	POL							DQ
	5	LI Qishi	CHN			2			0	DQ

Referee:

BOYD Trevis G. (CAN)

Note:
If two or more skaters obtained the same points, the ties will be broken by time.
For skaters that do not finish the race, any points earned in the intermediate sprints will not be considered for the total sprint points.

Legend:
DQ Disqualified Sx Sprint position (x=1-4)



Distance Analysis
分段成绩分析 / Analyse des distances

Helmet Number	Name					NOC Code	Time		Note	Rank
	Split Time (Rank)	Lap Time	Split Time (Rank)	Lap Time	Split Time (Rank)		Lap Time	Split Time (Rank)		
1	BLONDIN Ivanie					CAN	8:14.79			2
	47.34 (1)	(47.34)	1:19.39 (12)	(32.05)	1:48.17 (11)	(28.78)	2:17.01 (11)	(28.84)		
	2:45.96 (7)	(28.95)	3:18.19 (4)	(32.23)	3:47.90 (6)	(29.71)	4:16.36 (6)	(28.46)		
	4:50.20 (6)	(33.84)	5:22.77 (9)	(32.57)	5:51.73 (8)	(28.96)	6:22.55 (7)	(30.82)		
	6:53.04 (9)	(30.49)	7:24.05 (9)	(31.01)	7:50.06 (2)	(26.01)	8:14.79 (2)	(24.73)		
2	LOLLOBRIGIDA Francesca					ITA	8:14.98			3
	47.43 (2)	(47.43)	1:19.47 (13)	(32.04)	1:48.26 (12)	(28.79)	2:17.10 (12)	(28.84)		
	2:46.05 (9)	(28.95)	3:18.28 (6)	(32.23)	3:48.07 (8)	(29.79)	4:16.44 (7)	(28.37)		
	4:50.30 (10)	(33.86)	5:22.85 (10)	(32.55)	5:51.79 (9)	(28.94)	6:22.63 (9)	(30.84)		
	6:53.12 (10)	(30.49)	7:24.12 (11)	(31.00)	7:50.15 (3)	(26.03)	8:14.98 (3)	(24.83)		
3	SATO Ayano					JPN	8:16.94			8
	47.65 (4)	(47.65)	1:19.27 (11)	(31.62)	1:48.09 (10)	(28.82)	2:16.91 (10)	(28.82)		
	2:46.02 (8)	(29.11)	3:18.37 (9)	(32.35)	3:47.72 (4)	(29.35)	4:16.57 (9)	(28.85)		
	4:50.15 (5)	(33.58)	5:22.22 (5)	(32.07)	5:51.45 (5)	(29.23)	6:22.56 (8)	(31.11)		
	6:52.99 (8)	(30.43)	7:23.74 (3)	(30.75)	7:50.16 (4)	(26.42)	8:16.94 (6)	(26.78)		
4	KIM Boreum					KOR	8:16.81			5
	48.35 (13)	(48.35)	1:19.88 (17)	(31.53)	1:48.54 (17)	(28.66)	2:17.54 (17)	(29.00)		
	2:46.20 (11)	(28.66)	3:18.44 (11)	(32.24)	3:48.35 (11)	(29.91)	4:16.53 (8)	(28.18)		
	4:50.55 (15)	(34.02)	5:23.00 (13)	(32.45)	5:51.85 (10)	(28.85)	6:22.70 (11)	(30.85)		
	6:52.86 (4)	(30.16)	7:23.80 (4)	(30.94)	7:50.71 (8)	(26.91)	8:16.81 (5)	(26.10)		
5	LI Qishi					CHN	8:16.98		DQ	
	47.86 (6)	(47.86)	1:19.03 (8)	(31.17)	1:47.92 (8)	(28.89)	2:16.76 (8)	(28.84)		
	2:46.60 (16)	(29.84)	3:18.47 (12)	(31.87)	3:47.82 (5)	(29.35)	4:15.94 (2)	(28.12)		
	4:49.99 (2)	(34.05)	5:22.34 (6)	(32.35)	5:51.57 (6)	(29.23)	6:22.49 (6)	(30.92)		
	6:52.94 (6)	(30.45)	7:23.73 (2)	(30.79)	7:50.83 (9)	(27.10)	8:16.98	(26.15)		
6	GUO Dan					CHN	8:18.61			13
	48.14 (11)	(48.14)	1:19.73 (16)	(31.59)	1:48.47 (16)	(28.74)	2:17.35 (15)	(28.88)		
	2:46.37 (15)	(29.02)	3:18.34 (8)	(31.97)	3:48.45 (12)	(30.11)	4:16.82 (12)	(28.37)		
	4:50.24 (8)	(33.42)	5:23.03 (14)	(32.79)	5:52.02 (13)	(28.99)	6:22.86 (14)	(30.84)		
	6:53.21 (12)	(30.35)	7:24.01 (8)	(30.80)	7:51.20 (11)	(27.19)	8:18.61 (8)	(27.41)		
7	KILBURG Mia					USA	8:16.15			4
	47.55 (3)	(47.55)	1:19.56 (14)	(32.01)	1:48.33 (14)	(28.77)	2:17.18 (13)	(28.85)		
	2:46.13 (10)	(28.95)	3:18.06 (2)	(31.93)	3:48.16 (9)	(30.10)	4:16.65 (10)	(28.49)		
	4:50.38 (12)	(33.73)	5:22.94 (12)	(32.56)	5:51.91 (12)	(28.97)	6:22.79 (12)	(30.88)		
	6:53.16 (11)	(30.37)	7:24.21 (13)	(31.05)	7:50.42 (6)	(26.21)	8:16.15 (4)	(25.73)		
8	SCHOUTEN Irene					NED	8:14.73			1
	47.76 (5)	(47.76)	1:18.84 (7)	(31.08)	1:47.74 (6)	(28.90)	2:16.57 (6)	(28.83)		
	2:45.49 (4)	(28.92)	3:18.21 (5)	(32.72)	3:47.57 (2)	(29.36)	4:16.25 (4)	(28.68)		
	4:50.06 (3)	(33.81)	5:22.15 (4)	(32.09)	5:51.37 (4)	(29.22)	6:22.48 (5)	(31.11)		
	6:52.98 (7)	(30.50)	7:23.94 (7)	(30.96)	7:49.99 (1)	(26.05)	8:14.73 (1)	(24.74)		
9	GROENEWOUD Marijke					NED	9:12.86			11
	48.44 (14)	(48.44)	1:18.01 (2)	(29.57)	1:48.01 (9)	(30.00)	2:16.82 (9)	(28.81)		
	2:45.95 (6)	(29.13)	3:18.37 (9)	(32.42)	3:47.99 (7)	(29.62)	4:16.03 (3)	(28.04)		
	4:50.14 (4)	(34.11)	5:22.64 (7)	(32.50)	6:01.23 (17)	(38.59)	6:30.33 (17)	(29.10)		
	6:57.93 (17)	(27.60)	7:26.19 (17)	(28.26)	7:55.17 (16)	(28.98)	9:12.86 (14)	(1:17.69)		
10	BOSIEK Karolina					POL	8:17.44		DQ	
	48.23 (12)	(48.23)	1:19.20 (10)	(30.97)	1:48.29 (13)	(29.09)	2:17.44 (16)	(29.15)		
	2:46.32 (14)	(28.88)	3:18.54 (13)	(32.22)	3:48.53 (13)	(29.99)	4:16.90 (13)	(28.37)		
	4:50.33 (11)	(33.43)	5:22.91 (11)	(32.58)	5:51.86 (11)	(28.95)	6:22.65 (10)	(30.79)		
	6:53.27 (13)	(30.62)	7:23.91 (6)	(30.64)						



Distance Analysis
分段成绩分析 / Analyse des distances

Helmet Number	Name					NOC Code	Time		Note	Rank
	Split Time (Rank)	Lap Time	Split Time (Rank)	Lap Time	Split Time (Rank)		Lap Time	Split Time (Rank)		
11	CZYSZCZON Magdalena					POL	8:21.07			10
	48.64 (17)	(48.64)	1:18.50 (5)	(29.86)	1:47.06 (2)	(28.56)	2:15.68 (3)	(28.62)		
	2:45.09 (2)	(29.41)	3:18.58 (14)	(33.49)	3:49.48 (15)	(30.90)	4:19.36 (17)	(29.88)		
	4:50.27 (9)	(30.91)	5:20.46 (1)	(30.19)	5:50.71 (1)	(30.25)	6:20.91 (3)	(30.20)		
	6:52.79 (3)	(31.88)	7:24.19 (12)	(31.40)	7:52.64 (14)	(28.45)	8:21.07 (12)	(28.43)		
12	BIRKELAND Giorgia					USA	8:18.10			12
	48.03 (9)	(48.03)	1:19.63 (15)	(31.60)	1:48.40 (15)	(28.77)	2:17.26 (14)	(28.86)		
	2:46.27 (13)	(29.01)	3:18.13 (3)	(31.86)	3:48.23 (10)	(30.10)	4:16.72 (11)	(28.49)		
	4:50.46 (14)	(33.74)	5:23.04 (15)	(32.58)	5:52.02 (13)	(28.98)	6:22.79 (13)	(30.77)		
	6:53.33 (14)	(30.54)	7:24.28 (14)	(30.95)	7:51.14 (10)	(26.86)	8:18.10 (7)	(26.96)		
13	PECHSTEIN Claudia					GER	8:25.78			9
	48.09 (10)	(48.09)	1:18.42 (4)	(30.33)	1:47.38 (3)	(28.96)	2:16.50 (5)	(29.12)		
	2:46.20 (11)	(29.70)	3:18.82 (17)	(32.62)	3:49.62 (17)	(30.80)	4:19.33 (16)	(29.71)		
	4:50.59 (16)	(31.26)	5:21.23 (3)	(30.64)	5:51.18 (3)	(29.95)	6:20.10 (1)	(28.92)		
	6:52.74 (2)	(32.64)	7:24.61 (16)	(31.87)	7:53.42 (15)	(28.81)	8:25.78 (13)	(32.36)		
14	MALTAIS Valerie					CAN	8:20.46			6
	48.52 (15)	(48.52)	1:18.69 (6)	(30.17)	1:47.57 (4)	(28.88)	2:14.87 (1)	(27.30)		
	2:43.11 (1)	(28.24)	3:12.09 (1)	(28.98)	3:41.90 (1)	(29.81)	4:12.60 (1)	(30.70)		
	4:48.72 (1)	(36.12)	5:23.39 (17)	(34.67)	5:52.40 (16)	(29.01)	6:23.10 (16)	(30.70)		
	6:53.50 (16)	(30.40)	7:23.54 (1)	(30.04)	7:50.46 (7)	(26.92)	8:20.46 (10)	(30.00)		
15	ZUYEVA Maryna					BLR	8:20.10			7
	48.55 (16)	(48.55)	1:17.93 (1)	(29.38)	1:47.66 (5)	(29.73)	2:15.47 (2)	(27.81)		
	2:45.18 (3)	(29.71)	3:18.63 (15)	(33.45)	3:48.78 (14)	(30.15)	4:17.03 (14)	(28.25)		
	4:50.43 (13)	(33.40)	5:20.69 (2)	(30.26)	5:50.81 (2)	(30.12)	6:20.19 (2)	(29.38)		
	6:52.66 (1)	(32.47)	7:24.37 (15)	(31.71)	7:52.37 (12)	(28.00)	8:20.10 (9)	(27.73)		
16	MOROZOVA Nadezhda					KAZ	8:21.05			14
	47.96 (8)	(47.96)	1:18.26 (3)	(30.30)	1:46.78 (1)	(28.52)	2:16.41 (4)	(29.63)		
	2:46.84 (17)	(30.43)	3:18.68 (16)	(31.84)	3:49.59 (16)	(30.91)	4:19.25 (15)	(29.66)		
	4:50.88 (17)	(31.63)	5:23.27 (16)	(32.39)	5:52.24 (15)	(28.97)	6:22.96 (15)	(30.72)		
	6:53.36 (15)	(30.40)	7:24.09 (10)	(30.73)	7:52.45 (13)	(28.36)	8:21.05 (11)	(28.60)		
17	GOLUBEVA Elizaveta					ROC	7:50.24			15
	47.96 (7)	(47.96)	1:19.12 (9)	(31.16)	1:47.82 (7)	(28.70)	2:16.65 (7)	(28.83)		
	2:45.57 (5)	(28.92)	3:18.29 (7)	(32.72)	3:47.64 (3)	(29.35)	4:16.30 (5)	(28.66)		
	4:50.20 (6)	(33.90)	5:22.66 (8)	(32.46)	5:51.65 (7)	(28.99)	6:22.41 (4)	(30.76)		
	6:52.91 (5)	(30.50)	7:23.83 (5)	(30.92)	7:50.24 (5)	(26.41)				

Legend:
DQ Disqualified



Ice and Climatic Conditions

冰面和气候条件 / Conditions de glace et climatique

	Semifinals	
	Start	End
Time	15:45	16:09
Air Temperature	18.3°C / 65°F	18.3°C / 65°F
Ice Temperature	-8.8°C / 16°F	-8.9°C / 16°F
Humidity	20 %	20 %
Air Pressure	1,026 hPa	1,026 hPa

	Final	
	Start	End
Time	17:00	17:09
Air Temperature	18.6°C / 65°F	18.6°C / 65°F
Ice Temperature	-8.7°C / 16°F	-8.7°C / 16°F
Humidity	22 %	21 %
Air Pressure	1,026 hPa	1,026 hPa



Event Summary
 小项概况 / Résumé de l'épreuve

WR	2:50.76	JPN - Japan	14 FEB 2020	Salt Lake City, UT (USA)
OR	2:53.89	JPN - Japan	21 FEB 2018	PyeongChang (KOR)

Quarterfinals on 12 FEB 16:00

Semifinals on 15 FEB 14:30

Finals on 15 FEB 15:24

Final Ranking

Quarterfinal 1

C	JPN - Japan	2:53.61	1
2	SATO Ayano		
3	TAKAGI Miho		
4	TAKAGI Nana		

Semifinal 1

C	ROC - ROC	3:05.92
1	GOLUBEVA Elizaveta	
3	LALENKOVA Evgeniia	
4	VORONINA Natalia	

Final A

C	CAN - Canada	2:53.44	W
1	BLONDIN Ivanie		OR
2	MALTAIS Valerie		
4	WEIDEMANN Isabelle		

1	CAN - Canada
	BLONDIN Ivanie
	MALTAIS Valerie
	WEIDEMANN Isabelle

Quarterfinal 2

F	CHN - China	3:00.58	5
1	ADAKE Ahenaer		
2	HAN Mei		
3	LI Qishi		

Semifinal 2

F	JPN - Japan	2:58.93	W
2	SATO Ayano		
3	TAKAGI Miho		
4	TAKAGI Nana		

Final B

F	JPN - Japan	3:04.47
2	SATO Ayano	
3	TAKAGI Miho	
4	TAKAGI Nana	

2	JPN - Japan
	SATO Ayano
	TAKAGI Miho
	TAKAGI Nana

Quarterfinal 3

C	NOR - Norway	3:01.84	6
1	BOEHM Marit Fjellanger		
2	HAUGEN Sofie Karoline		
4	WIKLUND Ragne		

Semifinal 3

C	NED - Netherlands	2:55.94
1	de JONG Antoinette	
3	SCHOUTEN Irene	
4	WUST Ireen	

Final C

C	ROC - ROC	2:58.66
1	GOLUBEVA Elizaveta	
3	LALENKOVA Evgeniia	
4	VORONINA Natalia	

3	NED - Netherlands
	de JONG Antoinette
	GROENEWOUD Marijke
	SCHOUTEN Irene
	WUST Ireen

Quarterfinal 4

F	NED - Netherlands	2:57.26	3
1	de JONG Antoinette		
3	SCHOUTEN Irene		
4	WUST Ireen		

Semifinal 4

F	CAN - Canada	2:54.96	W
1	BLONDIN Ivanie		
2	MALTAIS Valerie		
4	WEIDEMANN Isabelle		

Final D

F	NED - Netherlands	2:56.86	W
2	GROENEWOUD Marijke		
3	SCHOUTEN Irene		
4	WUST Ireen		

4	ROC - ROC
	GOLUBEVA Elizaveta
	LALENKOVA Evgeniia
	VORONINA Natalia

Quarterfinal 5

C	BLR - Belarus	3:02.00	8
2	SLOEVA Ekaterina		
3	VARABYOVA Yauheniya		
4	ZUYEVA Maryna		

Semifinal 5

C	NOR - Norway	3:02.15
1	BOEHM Marit Fjellanger	
2	HAUGEN Sofie Karoline	
4	WIKLUND Ragne	

Final E

C	NOR - Norway	3:02.15
1	BOEHM Marit Fjellanger	
2	HAUGEN Sofie Karoline	
4	WIKLUND Ragne	

5	CHN - China
	ADAKE Ahenaer
	HAN Mei
	LI Qishi

Quarterfinal 6

F	CAN - Canada	2:53.97	2
1	BLONDIN Ivanie		
2	MALTAIS Valerie		
4	WEIDEMANN Isabelle		

Semifinal 6

F	CHN - China	2:58.34	W
1	ADAKE Ahenaer		
2	HAN Mei		
3	LI Qishi		

Final F

C	BLR - Belarus	3:01.19	W
2	SLOEVA Ekaterina		
3	VARABYOVA Yauheniya		
4	ZUYEVA Maryna		

6	NOR - Norway
	BOEHM Marit Fjellanger
	HAUGEN Sofie Karoline
	WIKLUND Ragne

Quarterfinal 7

C	POL - Poland	3:01.92	7
1	BOSIEK Karolina		
2	CZERWONKA Natalia		
3	CZYSZCZON Magdalena		

Semifinal 7

F	POL - Poland	3:03.19
1	BOSIEK Karolina	
2	CZERWONKA Natalia	
3	CZYSZCZON Magdalena	

Final G

F	POL - Poland	3:03.19
1	BOSIEK Karolina	
2	CZERWONKA Natalia	
3	CZYSZCZON Magdalena	

7	BLR - Belarus
	SLOEVA Ekaterina
	VARABYOVA Yauheniya
	ZUYEVA Maryna

Quarterfinal 8

F	ROC - ROC	2:57.66	4
1	GOLUBEVA Elizaveta		
3	LALENKOVA Evgeniia		
4	VORONINA Natalia		

Semifinal 8

F	POL - Poland	3:03.19
1	BOSIEK Karolina	
2	CZERWONKA Natalia	
3	CZYSZCZON Magdalena	

Final H

F	POL - Poland	3:03.19
1	BOSIEK Karolina	
2	CZERWONKA Natalia	
3	CZYSZCZON Magdalena	

8	POL - Poland
	BOSIEK Karolina
	CZERWONKA Natalia
	CZYSZCZON Magdalena

Referee:
BOYD Trevis G. (CAN)

Legend:
1-4 Skater arm band number **C** Crossing straight **F** Finishing straight
OR Olympic Record **W** Winner indicator **WR** World Record





Medallists
获奖运动员 / Médaillé(e)s

Medal	NOC	Name
GOLD	CAN - Canada	BLONDIN Ivanie MALTAIS Valerie WEIDEMANN Isabelle
SILVER	JPN - Japan	SATO Ayano TAKAGI Miho TAKAGI Nana
BRONZE	NED - Netherlands	de JONG Antoinette GROENEWOUD Marijke SCHOUTEN Irene WUST Ireen



Start List
出发顺序 / Liste de départ

WR	2:50.76	JPN - Japan	14 FEB 2020	Salt Lake City, UT (USA)
OR	2:53.89	JPN - Japan	21 FEB 2018	PyeongChang (KOR)

TEAMS WITH SELECTED SKATERS

Heat	SP	AB	Team
QF1	C		JPN - Japan 2 SATO Ayano 3 TAKAGI Miho 4 TAKAGI Nana
F			CHN - People's Republic of China 1 ADAKE Ahenaer 2 HAN Mei 3 LI Qishi
QF2	C		NOR - Norway 1 BOEHM Marit Fjellanger 2 HAUGEN Sofie Karoline 4 WIKLUND Ragne
F			NED - Netherlands 1 de JONG Antoinette 3 SCHOUTEN Irene 4 WUST Ireen
QF3	C		BLR - Belarus 2 SLOEVA Ekaterina 3 VARABYOVA Yauheniya 4 ZUYEVA Maryna
F			CAN - Canada 1 BLONDIN Ivanie 2 MALTAIS Valerie 4 WEIDEMANN Isabelle
QF4	C		POL - Poland 1 BOSIEK Karolina 2 CZERWONKA Natalia 3 CZYSZCZON Magdalena
F			ROC - ROC 1 GOLUBEVA Elizaveta 3 LALENKOVA Evgeniia 4 VORONINA Natalia

Note:
The teams with the four fastest times from the Quarterfinal heats advance to the Semifinals; the teams with the 5th and 6th fastest times advance to Final C and the two remaining teams advance to Final D.
The Arm band number will be pre-assigned for the entire Team Pursuit event, and will be retained throughout the competition.

Legend:

AB	Arm band number	C	Crossing straight	F	Finishing straight
OR	Olympic Record	QF_x	Quarterfinal heat x (x=1-4)	SP	Starting position
WR	World Record				



Results
 成绩 / Résultats

WR	2:50.76	JPN - Japan	14 FEB 2020	Salt Lake City, UT (USA)
OR	2:53.89	JPN - Japan	21 FEB 2018	PyeongChang (KOR)

ISU Officials:				
Referee	BOYD Trevis G. (CAN)			
Assistant Referee	NOZAKI Chiharu (JPN)			
Starter	CHEN Song (CHN)			

Rank	Heat	Team	Time	Qualified	Note
1	QF1	JPN - Japan SATO Ayano TAKAGI Miho TAKAGI Nana	2:53.61	SF1	OR
2	QF3	CAN - Canada BLONDIN Ivanie MALTAIS Valerie WEIDEMANN Isabelle	2:53.97	SF2	
3	QF2	NED - Netherlands de JONG Antoinette SCHOUTEN Irene WUST Ireen	2:57.26	SF2	
4	QF4	ROC - ROC GOLUBEVA Elizaveta LALENKOVA Evgeniia VORONINA Natalia	2:57.66	SF1	
5	QF1	CHN - People's Republic of China ADAKE Ahenaer HAN Mei LI Qishi	3:00.58	FC	
6	QF2	NOR - Norway BOEHM Marit Fjellanger HAUGEN Sofie Karoline WIKLUND Ragne	3:01.84	FC	
7	QF4	POL - Poland BOSIEK Karolina CZERWONKA Natalia CZYSZCZON Magdalena	3:01.92	FD	
8	QF3	BLR - Belarus SLOEVA Ekaterina VARABYOVA Yauheniya ZUYEVA Maryna	3:02.00	FD	

Referee:	BOYD Trevis G. (CAN)
----------	-----------------------------

Note:
 The teams with the four fastest times from the Quarterfinal heats advance to the Semifinals; the teams with the 5th and 6th fastest times advance to Final C and the two remaining teams advance to Final D.
 Please note that only one Olympic or World Record can be set in a single round, even if a pre-existing result is surpassed more than once in the same round.

Legend:				
Fy	Qualified for Final y (y=C or D)	OR	Olympic Record	QFx Quarterfinal heat x (x=1-4)
SFx	Qualified for Semifinal heat x (x=1 or 2)	WR	World Record	



Distance Analysis in Heats
 每组分段成绩分析 / Analyses des distances par série

WR	2:50.76	JPN - Japan	14 FEB 2020	Salt Lake City, UT (USA)						
OR	2:53.89	JPN - Japan	21 FEB 2018	PyeongChang (KOR)						
WR:	Split 1	18.12 (18.12)	Split 2	31.70 (13.58)	Split 3	45.06 (13.36)	Split 4	58.61 (13.55)	Split 5	1:12.30 (13.69)
OR:		18.08 (18.08)		31.69 (13.61)		45.31 (13.62)		59.17 (13.86)		1:13.15 (13.98)
WR:	Split 6	1:26.20 (13.90)	Split 7	1:40.02 (13.82)	Split 8	1:53.81 (13.79)	Split 9	2:07.84 (14.03)	Split 10	2:21.94 (14.10)
OR:		1:27.33 (14.18)		1:41.83 (14.50)		1:56.30 (14.47)		2:10.72 (14.42)		2:24.94 (14.22)
WR:	Split 11	2:36.21 (14.27)	Finish	2:50.76 (14.55)						
OR:		2:39.37 (14.43)		2:53.89 (14.52)						

Heat	Start Position	Team								Time (Rank)		Note	Qualified
		Split Time (Rank)	½ Lap Time	Split Time (Rank)	½ Lap Time	Split Time (Rank)	½ Lap Time	Split Time (Rank)	½ Lap Time	Split Time (Rank)	½ Lap Time		
QF1	C	JPN - Japan								2:53.61 (1)		OR	SF1
		18.04 (1)	(18.04)	31.65 (1)	(13.61)	45.19 (1)	(13.54)	58.97 (1)	(13.78)	1:12.89 (1)	(13.92)		(13.92)
		1:26.95 (1)	(14.06)	1:41.13 (1)	(14.18)	1:55.41 (1)	(14.28)	2:09.81 (1)	(14.40)	2:24.18 (1)	(14.37)		(14.37)
		2:38.80 (1)	(14.62)	2:53.61 (1)	(14.81)								
	F	CHN - People's Republic of China								3:00.58 (5)			FC
		19.18 (5)	(19.18)	33.41 (4)	(14.23)	47.31 (4)	(13.90)	1:01.23 (4)	(13.92)	1:15.33 (4)	(14.10)		(14.10)
		1:29.78 (4)	(14.45)	1:44.61 (5)	(14.83)	1:59.45 (5)	(14.84)	2:14.43 (6)	(14.98)	2:29.59 (5)	(15.16)		(15.16)
		2:45.00 (5)	(15.41)	3:00.58 (5)	(15.58)								
QF2	C	NOR - Norway								3:01.84 (6)			FC
		19.39 (7)	(19.39)	33.52 (5)	(14.13)	47.44 (5)	(13.92)	1:01.46 (5)	(14.02)	1:15.59 (5)	(14.13)		(14.13)
		1:29.95 (5)	(14.36)	1:44.54 (4)	(14.59)	1:59.30 (4)	(14.76)	2:14.38 (5)	(15.08)	2:29.79 (6)	(15.41)		(15.41)
		2:45.64 (6)	(15.85)	3:01.84 (6)	(16.20)								
	F	NED - Netherlands								2:57.26 (3)			SF2
		18.60 (2)	(18.60)	32.63 (2)	(14.03)	46.65 (3)	(14.02)	1:00.84 (3)	(14.19)	1:14.99 (3)	(14.15)		(14.15)
		1:29.24 (3)	(14.25)	1:43.80 (3)	(14.56)	1:58.56 (3)	(14.76)	2:13.40 (3)	(14.84)	2:28.06 (3)	(14.66)		(14.66)
		2:42.64 (3)	(14.58)	2:57.26 (3)	(14.62)								
QF3	C	BLR - Belarus								3:02.00 (8)			FD
		19.38 (6)	(19.38)	33.82 (7)	(14.44)	47.90 (6)	(14.08)	1:02.17 (6)	(14.27)	1:16.95 (6)	(14.78)		(14.78)
		1:31.61 (7)	(14.66)	1:46.28 (7)	(14.67)	2:01.08 (7)	(14.80)	2:16.04 (8)	(14.96)	2:31.18 (8)	(15.14)		(15.14)
		2:46.49 (8)	(15.31)	3:02.00 (8)	(15.51)								
	F	CAN - Canada								2:53.97 (2)			SF2
		18.90 (3)	(18.90)	32.89 (3)	(13.99)	46.62 (2)	(13.73)	1:00.49 (2)	(13.87)	1:14.29 (2)	(13.80)		(13.80)
		1:28.24 (2)	(13.95)	1:42.47 (2)	(14.23)	1:56.61 (2)	(14.14)	2:10.80 (2)	(14.19)	2:25.10 (2)	(14.30)		(14.30)
		2:39.47 (2)	(14.37)	2:53.97 (2)	(14.50)								
QF4	C	POL - Poland								3:01.92 (7)			FD
		19.86 (8)	(19.86)	34.48 (8)	(14.62)	48.73 (8)	(14.25)	1:02.98 (8)	(14.25)	1:17.34 (8)	(14.36)		(14.36)
		1:31.84 (8)	(14.50)	1:46.47 (8)	(14.63)	2:01.17 (8)	(14.70)	2:15.96 (7)	(14.79)	2:30.95 (7)	(14.99)		(14.99)
		2:46.29 (7)	(15.34)	3:01.92 (7)	(15.63)								
	F	ROC - ROC								2:57.66 (4)			SF1
		19.13 (4)	(19.13)	33.79 (6)	(14.66)	48.36 (7)	(14.57)	1:02.77 (7)	(14.41)	1:17.23 (7)	(14.46)		(14.46)
		1:31.60 (6)	(14.37)	1:45.87 (6)	(14.27)	2:00.08 (6)	(14.21)	2:14.30 (4)	(14.22)	2:28.56 (4)	(14.26)		(14.26)
		2:42.99 (4)	(14.43)	2:57.66 (4)	(14.67)								

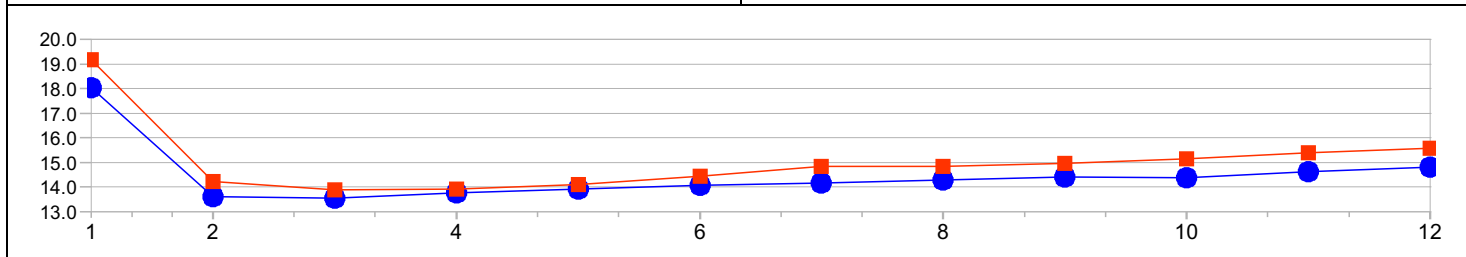
Legend:	C Crossing straight	F Finishing straight	Fy Qualified for Final y (y=C or D)
	OR Olympic Record	QF_x Quarterfinal heat x (x=1-4)	SF_x Qualified for Semifinal heat x (x=1 or 2)
	WR World Record		



Distance Analysis - Graphical
 分段成绩分析 - 图解 / Analyses graphiques des distances

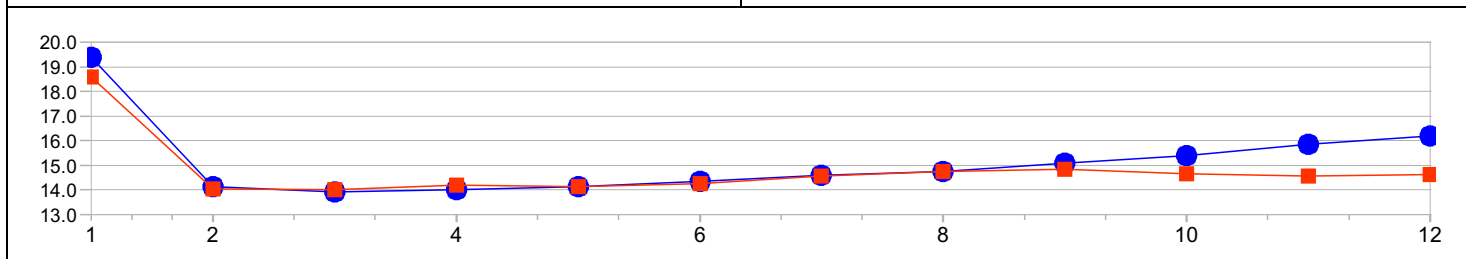
QF1

Crossing straight (Blue) JPN - Japan 2:53.61 SF1 Average: 14.14 14.81 - 13.54 = 1.27	Finishing straight (Red) CHN - People's Republic of China 3:00.58 FC Average: 14.67 15.58 - 13.90 = 1.68
--	--



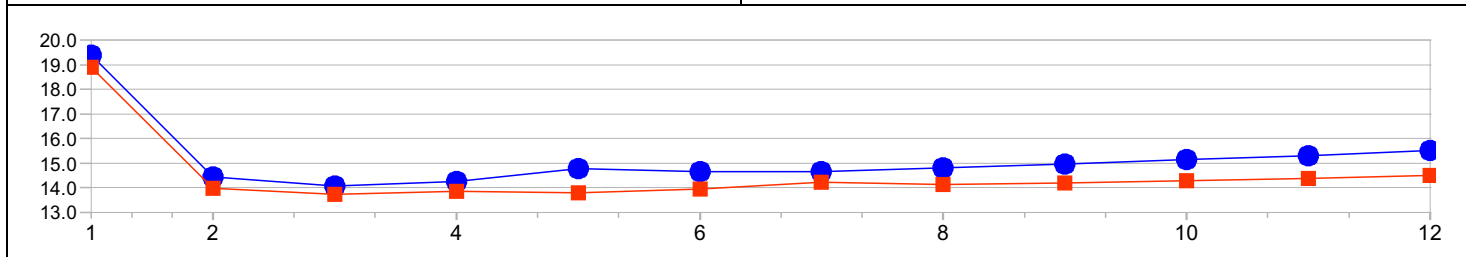
QF2

Crossing straight (Blue) NOR - Norway 3:01.84 FC Average: 14.77 16.20 - 13.92 = 2.28	Finishing straight (Red) NED - Netherlands 2:57.26 SF2 Average: 14.42 14.84 - 14.02 = 0.82
--	--



QF3

Crossing straight (Blue) BLR - Belarus 3:02.00 FD Average: 14.78 15.51 - 14.08 = 1.43	Finishing straight (Red) CAN - Canada 2:53.97 SF2 Average: 14.10 14.50 - 13.73 = 0.77
---	---



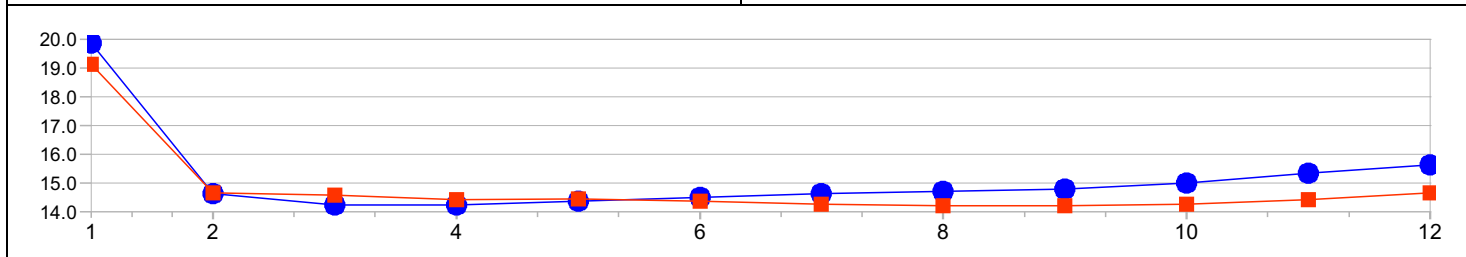


Distance Analysis - Graphical

分段成绩分析 - 图解 / Analyses graphiques des distances

QF4

Crossing straight (Blue) POL - Poland 3:01.92 FD Average: 14.73 15.63 - 14.25 = 1.38	Finishing straight (Red) ROC - ROC 2:57.66 SF1 Average: 14.41 14.67 - 14.21 = 0.46
--	--



Legend:	Fy Qualified for Final y (y=C or D)	QFx Quarterfinal heat x (x=1-4)	SFx Qualified for semifinal heat x (x=1 or 2)
----------------	--	--	--



Ice and Climatic Conditions
冰面和气候条件 / Conditions de glace et climatique

	Session 1	
	Start	End
Time	15:55	16:20
Heat Number	1	4
Air Temperature	19.1°C / 66°F	19.0°C / 66°F
Ice Temperature	-10.5°C / 13°F	-10.7°C / 13°F
Humidity	23 %	23 %
Air Pressure	1,021 hPa	1,021 hPa



Start List
出发顺序 / Liste de départ

WR	2:50.76	JPN - Japan	14 FEB 2020	Salt Lake City, UT (USA)
OR	2:53.61	JPN - Japan	12 FEB 2022	Beijing (CHN)

TEAMS WITH SELECTED SKATERS

Heat	SP	AB	Team
SF1	C		ROC - ROC
		1	GOLUBEVA Elizaveta
		3	LALENKOVA Evgeniia
		4	VORONINA Natalia
F			JPN - Japan
		2	SATO Ayano
		3	TAKAGI Miho
		4	TAKAGI Nana
SF2	C		NED - Netherlands
		1	de JONG Antoinette
		3	SCHOUTEN Irene
		4	WUST Ireen
F			CAN - Canada
		1	BLONDIN Ivanie
		2	MALTAIS Valerie
		4	WEIDEMANN Isabelle

Note:
Winning team of each heat qualifies for Final A. The two losing teams qualify for Final B.
The Arm band number will be pre-assigned for the entire Team Pursuit event, and will be retained throughout the competition.

Legend:

AB	Arm band number	C	Crossing straight	F	Finishing straight
OR	Olympic Record	SF_x	Semifinal heat x (x=1 or 2)	SP	Starting position
WR	World Record				



Results
 成绩 / Résultats

WR	2:50.76	JPN - Japan	14 FEB 2020	Salt Lake City, UT (USA)
OR	2:53.61	JPN - Japan	12 FEB 2022	Beijing (CHN)

ISU Officials:				
Referee	BOYD Trevis G. (CAN)			
Assistant Referee	NOZAKI Chiharu (JPN)			
Starter	CHEN Song (CHN)			
Starter	DAWIDOWSKI Bartosz (POL)			

Heat	Team	Time	Qualified	Note
SF1	W JPN - Japan	2:58.93	FA	
	SATO Ayano TAKAGI Miho TAKAGI Nana			
	ROC - ROC	3:05.92	FB	
	GOLUBEVA Elizaveta LALENKOVA Evgeniia VORONINA Natalia			
SF2	W CAN - Canada	2:54.96	FA	
	BLONDIN Ivanie MALTAIS Valerie WEIDEMANN Isabelle			
	NED - Netherlands	2:55.94	FB	
	de JONG Antoinette SCHOUTEN Irene WUST Ireen			

Referee:	BOYD Trevis G. (CAN)
----------	-----------------------------

Note:
 Winning team of each heat qualifies for Final A. The two losing teams qualify for Final B.

Legend:			
Fy	Qualified for Final y (y=A or B)	OR	Olympic Record
W	Winner indicator	WR	World Record
		SFx	Semifinal heat x (x=1 or 2)



Distance Analysis in Heats
 每组分段成绩分析 / Analyses des distances par série

WR	2:50.76	JPN - Japan	14 FEB 2020	Salt Lake City, UT (USA)					
OR	2:53.61	JPN - Japan	12 FEB 2022	Beijing (CHN)					
WR: Split 1	18.12 (18.12)	Split 2	31.70 (13.58)	Split 3	45.06 (13.36)	Split 4	58.61 (13.55)	Split 5	1:12.30 (13.69)
OR: Split 1	18.04 (18.04)	Split 2	31.65 (13.61)	Split 3	45.19 (13.54)	Split 4	58.97 (13.78)	Split 5	1:12.89 (13.92)
WR: Split 6	1:26.20 (13.90)	Split 7	1:40.02 (13.82)	Split 8	1:53.81 (13.79)	Split 9	2:07.84 (14.03)	Split 10	2:21.94 (14.10)
OR: Split 6	1:26.95 (14.06)	Split 7	1:41.13 (14.18)	Split 8	1:55.41 (14.28)	Split 9	2:09.81 (14.40)	Split 10	2:24.18 (14.37)
WR: Split 11	2:36.21 (14.27)	Finish	2:50.76 (14.55)						
OR: Split 11	2:38.80 (14.62)	Finish	2:53.61 (14.81)						

Heat	Start Position	Team								Time (Rank)		Note	Qualified
		Split Time (Rank)	½ Lap Time	Split Time (Rank)	½ Lap Time	Split Time (Rank)	½ Lap Time	Split Time (Rank)	½ Lap Time	Split Time (Rank)	½ Lap Time		
SF1 C		ROC - ROC								3:05.92			FB
		19.15 (2)	(19.15)	33.27 (2)	(14.12)	47.34 (2)	(14.07)	1:01.47 (2)	(14.13)	1:15.92 (2)	(14.45)		
		1:30.46 (2)	(14.54)	1:45.39 (2)	(14.93)	2:00.90 (2)	(15.51)	2:17.25 (2)	(16.35)	2:33.59 (2)	(16.34)		
F		JPN - Japan								2:58.93			FA
		18.03 (1)	(18.03)	31.95 (1)	(13.92)	45.95 (1)	(14.00)	1:00.18 (1)	(14.23)	1:14.52 (1)	(14.34)		
		1:28.95 (1)	(14.43)	1:43.29 (1)	(14.34)	1:57.67 (1)	(14.38)	2:12.24 (1)	(14.57)	2:27.20 (1)	(14.96)		
SF2 C		NED - Netherlands								2:55.94			FB
		18.40 (1)	(18.40)	31.92 (1)	(13.52)	45.69 (1)	(13.77)	59.75 (1)	(14.06)	1:13.92 (1)	(14.17)		
		1:28.28 (2)	(14.36)	1:42.82 (2)	(14.54)	1:57.27 (2)	(14.45)	2:11.79 (2)	(14.52)	2:26.44 (2)	(14.65)		
F		CAN - Canada								2:54.96			FA
		18.99 (2)	(18.99)	32.89 (2)	(13.90)	46.46 (2)	(13.57)	1:00.20 (2)	(13.74)	1:14.11 (2)	(13.91)		
		1:28.20 (1)	(14.09)	1:42.59 (1)	(14.39)	1:56.85 (1)	(14.26)	2:11.07 (1)	(14.22)	2:25.52 (1)	(14.45)		
		2:40.22 (1)	(14.70)	2:54.96 (1)	(14.74)								

Legend:	C Crossing straight	F Finishing straight	Fy Qualified for Final y (y=A or B)
	OR Olympic Record	SF_x Semifinal heat x (x=1 or 2)	WR World Record

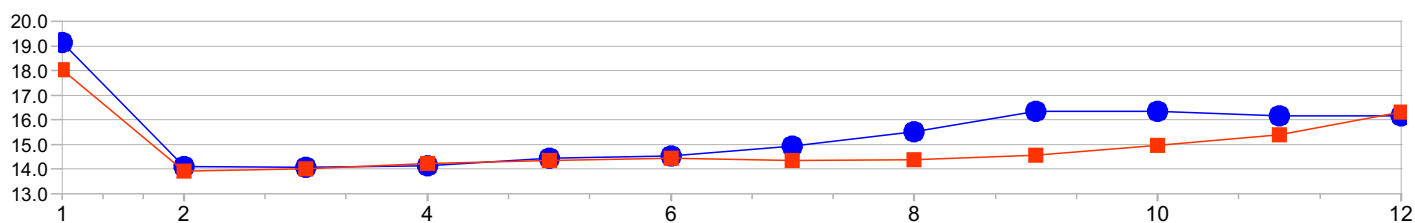


Distance Analysis - Graphical

分段成绩分析 - 图解 / Analyses graphiques des distances

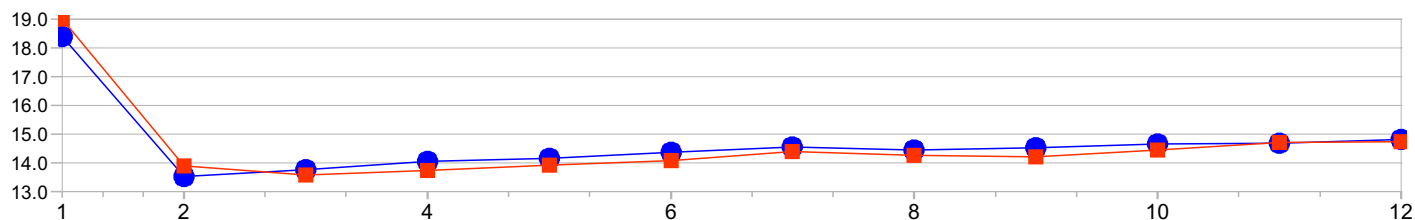
SF1

Crossing straight (Blue) ROC - ROC 3:05.92 FB Average: 15.16 16.35 - 14.07 = 2.28	Finishing straight (Red) JPN - Japan 2:58.93 FA Average: 14.63 16.32 - 13.92 = 2.40
---	---



SF2

Crossing straight (Blue) NED - Netherlands 2:55.94 FB Average: 14.32 14.81 - 13.52 = 1.29	Finishing straight (Red) CAN - Canada 2:54.96 FA Average: 14.18 14.74 - 13.57 = 1.17
---	--



Legend:

Fy Qualified for Final y (y=A or B) SFx Semifinal heat x (x=1 or 2)



Ice and Climatic Conditions
冰面和气候条件 / Conditions de glace et climatique

	Session 1	
	Start	End
Time	14:15	14:42
Heat Number	1	2
Air Temperature	17.6°C / 64°F	18.2°C / 65°F
Ice Temperature	-10.8°C / 13°F	-11.0°C / 12°F
Humidity	20 %	20 %
Air Pressure	1,022 hPa	1,022 hPa



Start List
出发顺序 / Liste de départ

WR	2:50.76	JPN - Japan	14 FEB 2020	Salt Lake City, UT (USA)
OR	2:53.61	JPN - Japan	12 FEB 2022	Beijing (CHN)

TEAMS WITH SELECTED SKATERS

Heat	SP	AB	Team
FD	C		BLR - Belarus 2 SLOEVA Ekaterina 3 VARABYOVA Yauheniya 4 ZUYEVA Maryna
F			POL - Poland 1 BOSIEK Karolina 2 CZERWONKA Natalia 3 CZYSZCZON Magdalena
FC	C		NOR - Norway 1 BOEHM Marit Fjellanger 2 HAUGEN Sofie Karoline 4 WIKLUND Ragne
F			CHN - People's Republic of China 1 ADAKE Ahenaer 2 HAN Mei 3 LI Qishi
FB	C		ROC - ROC 1 GOLUBEVA Elizaveta 3 LALENKOVA Evgeniia 4 VORONINA Natalia
F			NED - Netherlands 2 GROENEWOUD Marijke 3 SCHOUTEN Irene 4 WUST Ireen
FA	C		CAN - Canada 1 BLONDIN Ivanie 2 MALTAIS Valerie 4 WEIDEMANN Isabelle
F			JPN - Japan 2 SATO Ayano 3 TAKAGI Miho 4 TAKAGI Nana

Note:
The Arm band number will be pre-assigned for the entire Team Pursuit event, and will be retained throughout the competition.

Legend:

AB	Arm band number	C	Crossing straight	F	Finishing straight
FA	Final A (Gold medal heat)	FB	Final B (Bronze medal heat)	FC	Final C (5th - 6th ranking)
FD	FD - Final D (7th - 8th ranking)	OR	Olympic Record	SP	Starting position
WR	World Record				



Results
 成绩 / Résultats

WR	2:50.76	JPN - Japan	14 FEB 2020	Salt Lake City, UT (USA)
OR	2:53.61	JPN - Japan	12 FEB 2022	Beijing (CHN)

ISU Officials:				
Referee	BOYD Trevis G. (CAN)			
Assistant Referee	NOZAKI Chiharu (JPN)			
Starter	DAWIDOWSKI Bartosz (POL)			

Heat	Team	Time	Final Ranking	Note
FA	W CAN - Canada	2:53.44	1	OR
	BLONDIN Ivanie MALTAIS Valerie WEIDEMANN Isabelle			
	JPN - Japan	3:04.47	2	
	SATO Ayano TAKAGI Miho TAKAGI Nana			
FB	W NED - Netherlands	2:56.86	3	
	GROENEWOUD Marijke SCHOUTEN Irene WUST Ireen			
	ROC - ROC	2:58.66	4	
	GOLUBEVA Elizaveta LALENKOVA Evgeniia VORONINA Natalia			
FC	W CHN - People's Republic of China	2:58.34	5	
	ADAKE Ahenaer HAN Mei LI Qishi			
	NOR - Norway	3:02.15	6	
	BOEHM Marit Fjellanger HAUGEN Sofie Karoline WIKLUND Ragne			
FD	W BLR - Belarus	3:01.19	7	
	SLOEVA Ekaterina VARABYOVA Yauheniya ZUYEVA Maryna			
	POL - Poland	3:03.19	8	
	BOSIEK Karolina CZERWONKA Natalia CZYSZCZON Magdalena			

Referee:	BOYD Trevis G. (CAN)
----------	-----------------------------

Note:
 Please note that only one Olympic or World Record can be set in a single round, even if a pre-existing result is surpassed more than once in the same round.

Legend:					
FA	Final A (Gold medal heat)	FB	Final B (Bronze medal heat)	FC	Final C (5th - 6th ranking)
FD	Final D (7th - 8th ranking)	OR	Olympic Record	W	Winner indicator
WR	World Record				



Distance Analysis in Heats
 每组分段成绩分析 / Analyses des distances par série

WR	2:50.76	JPN - Japan	14 FEB 2020	Salt Lake City, UT (USA)						
OR	2:53.61	JPN - Japan	12 FEB 2022	Beijing (CHN)						
WR:	Split 1	18.12 (18.12)	Split 2	31.70 (13.58)	Split 3	45.06 (13.36)	Split 4	58.61 (13.55)	Split 5	1:12.30 (13.69)
OR:		18.04 (18.04)		31.65 (13.61)		45.19 (13.54)		58.97 (13.78)		1:12.89 (13.92)
WR:	Split 6	1:26.20 (13.90)	Split 7	1:40.02 (13.82)	Split 8	1:53.81 (13.79)	Split 9	2:07.84 (14.03)	Split 10	2:21.94 (14.10)
OR:		1:26.95 (14.06)		1:41.13 (14.18)		1:55.41 (14.28)		2:09.81 (14.40)		2:24.18 (14.37)
WR:	Split 11	2:36.21 (14.27)	Finish	2:50.76 (14.55)						
OR:		2:38.80 (14.62)		2:53.61 (14.81)						

Heat	Start Position	Team								Time		Note	Final Ranking		
		Split Time (Rank)	½ Lap Time	Split Time (Rank)	½ Lap Time	Split Time (Rank)	½ Lap Time	Split Time (Rank)	½ Lap Time	Split Time (Rank)	½ Lap Time	Split Time (Rank)	½ Lap Time		
FA	C	CAN - Canada								2:53.44		OR	1		
		18.91 (2)	(18.91)	32.80 (2)	(13.89)	46.42 (2)	(13.62)	1:00.19 (2)	(13.77)	1:14.03 (2)	(13.84)				
		1:28.06 (2)	(14.03)	1:42.32 (2)	(14.26)	1:56.39 (2)	(14.07)	2:10.50 (2)	(14.11)	2:24.71 (2)	(14.21)				
		2:38.97 (2)	(14.26)	2:53.44 (1)	(14.47)										
F		JPN - Japan								3:04.47			2		
		17.98 (1)	(17.98)	31.75 (1)	(13.77)	45.51 (1)	(13.76)	59.42 (1)	(13.91)	1:13.42 (1)	(14.00)				
		1:27.47 (1)	(14.05)	1:41.44 (1)	(13.97)	1:55.53 (1)	(14.09)	2:09.85 (1)	(14.32)	2:24.32 (1)	(14.47)				
		2:38.65 (1)	(14.33)	3:04.47 (2)	(25.82)										
FB	C	ROC - ROC								2:58.66			4		
		19.23 (2)	(19.23)	33.75 (2)	(14.52)	48.24 (2)	(14.49)	1:02.78 (2)	(14.54)	1:17.31 (2)	(14.53)				
		1:31.75 (2)	(14.44)	1:46.27 (2)	(14.52)	2:00.74 (2)	(14.47)	2:15.10 (2)	(14.36)	2:29.47 (2)	(14.37)				
		2:43.99 (2)	(14.52)	2:58.66 (2)	(14.67)										
F		NED - Netherlands								2:56.86			3		
		18.43 (1)	(18.43)	32.26 (1)	(13.83)	45.93 (1)	(13.67)	59.92 (1)	(13.99)	1:13.95 (1)	(14.03)				
		1:28.14 (1)	(14.19)	1:42.63 (1)	(14.49)	1:57.24 (1)	(14.61)	2:12.08 (1)	(14.84)	2:26.99 (1)	(14.91)				
		2:41.92 (1)	(14.93)	2:56.86 (1)	(14.94)										
FC	C	NOR - Norway								3:02.15			6		
		19.45 (2)	(19.45)	33.63 (2)	(14.18)	47.65 (2)	(14.02)	1:01.90 (2)	(14.25)	1:16.33 (2)	(14.43)				
		1:30.78 (2)	(14.45)	1:45.37 (2)	(14.59)	2:00.18 (2)	(14.81)	2:15.23 (2)	(15.05)	2:30.50 (2)	(15.27)				
		2:46.19 (2)	(15.69)	3:02.15 (2)	(15.96)										
F		CHN - People's Republic of China								2:58.34			5		
		18.93 (1)	(18.93)	33.11 (1)	(14.18)	47.04 (1)	(13.93)	1:00.92 (1)	(13.88)	1:15.04 (1)	(14.12)				
		1:29.36 (1)	(14.32)	1:43.86 (1)	(14.50)	1:58.39 (1)	(14.53)	2:13.04 (1)	(14.65)	2:27.93 (1)	(14.89)				
		2:42.95 (1)	(15.02)	2:58.34 (1)	(15.39)										
FD	C	BLR - Belarus								3:01.19			7		
		19.20 (1)	(19.20)	33.83 (1)	(14.63)	48.48 (1)	(14.65)	1:03.00 (2)	(14.52)	1:17.51 (2)	(14.51)				
		1:32.00 (2)	(14.49)	1:46.56 (1)	(14.56)	2:01.14 (1)	(14.58)	2:15.84 (1)	(14.70)	2:30.76 (1)	(14.92)				
		2:45.89 (1)	(15.13)	3:01.19 (1)	(15.30)										
F		POL - Poland								3:03.19			8		
		19.49 (2)	(19.49)	34.10 (2)	(14.61)	48.50 (2)	(14.40)	1:02.88 (1)	(14.38)	1:17.33 (1)	(14.45)				
		1:31.86 (1)	(14.53)	1:46.58 (2)	(14.72)	2:01.14 (1)	(14.56)	2:15.85 (2)	(14.71)	2:31.01 (2)	(15.16)				
		2:47.03 (2)	(16.02)	3:03.19 (2)	(16.16)										

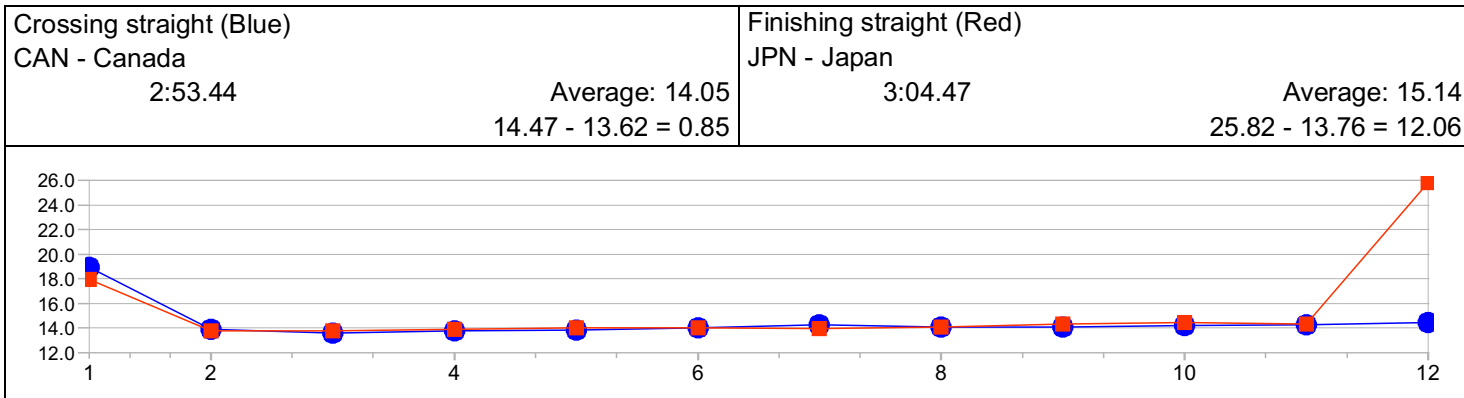
Legend:	C Crossing straight	F Finishing straight	FA Final A (Gold medal heat)
	FB Final B (Bronze medal heat)	FC Final C (5th - 6th ranking)	FD Final D (7th - 8th ranking)
	OR Olympic Record	WR World Record	



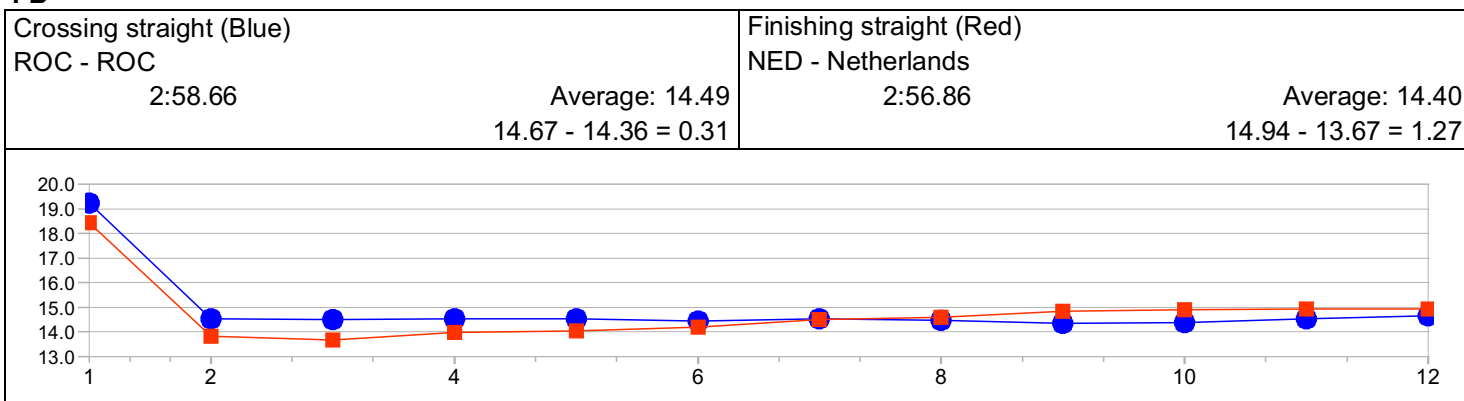
Distance Analysis - Graphical

分段成绩分析 - 图解 / Analyses graphiques des distances

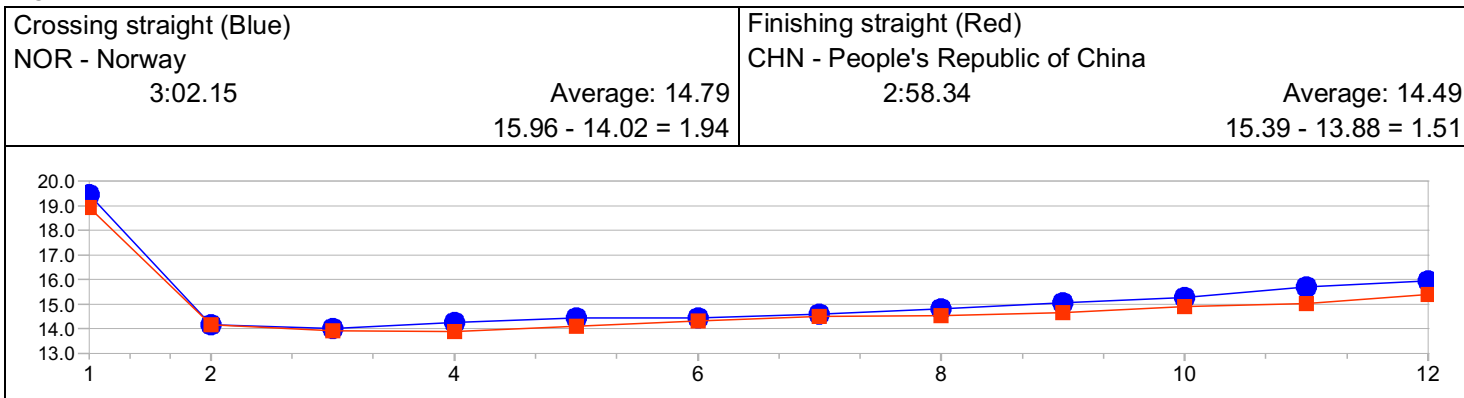
FA



FB



FC



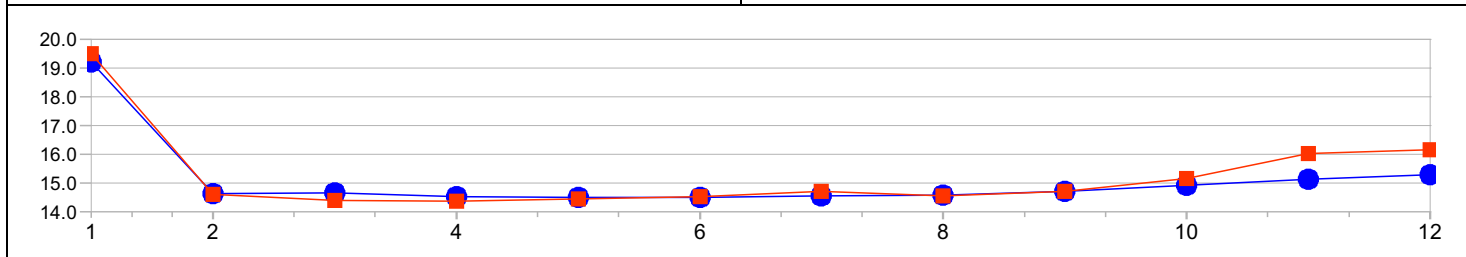


Distance Analysis - Graphical

分段成绩分析 - 图解 / Analyses graphiques des distances

FD

Crossing straight (Blue) BLR - Belarus 3:01.19 Average: 14.73 15.30 - 14.49 = 0.81	Finishing straight (Red) POL - Poland 3:03.19 Average: 14.88 16.16 - 14.38 = 1.78
--	---



Legend:

FA Final A (Gold medal heat)
 FD Final D (7th - 8th ranking)

FB Final B (Bronze medal heat)

FC Final C (5th - 6th ranking)



Ice and Climatic Conditions
 冰面和气候条件 / Conditions de glace et climatique

	Session 1	
	Start	End
Time	15:24	15:30
Heat Number	FD	FC
Air Temperature	18.3°C / 65°F	18.4°C / 65°F
Ice Temperature	-11.0°C / 12°F	-11.0°C / 12°F
Humidity	20 %	20 %
Air Pressure	1,022 hPa	1,022 hPa

	Session 2	
	Start	End
Time	16:22	16:28
Heat Number	FB	FA
Air Temperature	18.6°C / 65°F	18.5°C / 65°F
Ice Temperature	-10.9°C / 12°F	-10.9°C / 12°F
Humidity	20 %	20 %
Air Pressure	1,022 hPa	1,022 hPa

Legend:
Fy Final y (y=A, B, C or D)



Start List
 出发顺序 / Liste de départ

WR	33.61	KULIZHNIKOV Pavel (RUS)	9 MAR 2019	Salt Lake City, UT (USA)
OR	34.41	LORENTZEN Haavard Holmefjord (NOR)	19 FEB 2018	PyeongChang (KOR)

Pair	Lane	Name	NOC Code
1	I	GELINAS-BEAULIEU Antoine	CAN
	O	KLEBA Austin	USA
2	I	ARZHANIKOV Ivan	KAZ
	O	KERSTEN Cornelius	GBR
3	I	KROL Thomas	NED
	O	ROSANELLI Jeffrey	ITA
4	I	JUNIO Gilmore	CAN
	O	BOSA David	ITA
5	I	MAGNUSSEN Bjoern	NOR
	O	STOLZ Jordan	USA
6	I	LIIV Marten	EST
	O	DUFTER Joel	GER
7	I	GAO Tingyu	CHN
	O	ZUREK Damian	POL
8	I	YANG Tao	CHN
	O	SCHEPERKAMP Merijn	NED
9	I	MURASHOV Ruslan	ROC
	O	VERBIJ Kai	NED
10	I	KANIA Marek	POL
	O	CHA Min Kyu	KOR
11	I	KIM Junho	KOR
	O	LORENTZEN Haavard Holmefjord	NOR
12	I	GOLOVATSIUK Ignat	BLR
	O	MICHALSKI Piotr	POL
13	I	MURAKAMI Yuma	JPN
	O	AREFYEV Artem	ROC
14	I	MUSHTAKOV Viktor	ROC
	O	MORISHIGE Wataru	JPN
15	I	DUBREUIL Laurent	CAN
	O	SHINHAMA Tatsuya	JPN

Legend:				
I	Inner lane	O	Outer lane	OR
WR	World Record			Olympic Record



Results
成绩 / Résultats

WR	33.61	KULIZHNIKOV Pavel (RUS)	9 MAR 2019	Salt Lake City, UT (USA)
OR	34.41	LORENTZEN Haavard Holmefjord (NOR)	19 FEB 2018	PyeongChang (KOR)

ISU Officials:	
Referee	HEIDEMAN Hanjo (NED)
Assistant Referee	NOZAKI Chiharu (JPN)
Starter	STEENBECK Roland (GER)

Rank	Name	NOC Code	Pair	Lane	Time	Gap	Note
1	GAO Tingyu	CHN	7	I	34.32	0.00	OR
2	CHA Min Kyu	KOR	10	O	34.39	0.07	
3	MORISHIGE Wataru	JPN	14	O	34.49	0.17	
4	DUBREUIL Laurent	CAN	15	I	34.522	0.20	
5	MICHALSKI Piotr	POL	12	O	34.524	0.20	
6	KIM Junho	KOR	11	I	34.54	0.22	
7	AREFYEV Artem	ROC	13	O	34.56	0.24	
8	MURAKAMI Yuma	JPN	13	I	34.57	0.25	
9	MUSHTAKOV Viktor	ROC	14	I	34.60	0.28	
10	MURASHOV Ruslan	ROC	9	I	34.63	0.31	
11	ZUREK Damian	POL	7	O	34.734	0.41	
12	SCHEPERKAMP Merijn	NED	8	O	34.736	0.41	
13	STOLZ Jordan	USA	5	O	34.85	0.53	
14	VERBIJ Kai	NED	9	O	34.87	0.55	
15	LORENTZEN Haavard Holmefjord	NOR	11	O	34.921	0.60	
16	KANIA Marek	POL	10	I	34.928	0.60	
17	MAGNUSSEN Bjoern	NOR	5	I	34.96	0.64	
18	KROL Thomas	NED	3	I	35.06	0.74	
19	ROSANELLI Jeffrey	ITA	3	O	35.08	0.76	
20	SHINHAMA Tatsuya	JPN	15	O	35.12	0.80	
21	JUNIO Gilmore	CAN	4	I	35.162	0.84	
21	YANG Tao	CHN	8	I	35.162	0.84	
23	BOSA David	ITA	4	O	35.168	0.84	
24	LIIV Marten	EST	6	I	35.26	0.94	
25	KERSTEN Cornelius	GBR	2	O	35.36	1.04	
26	DUFTER Joel	GER	6	O	35.37	1.05	
27	KLEBA Austin	USA	1	O	35.40	1.08	
28	ARZHANIKOV Ivan	KAZ	2	I	35.82	1.50	
29	GELINAS-BEAULIEU Antoine	CAN	1	I	35.84	1.52	
30	GOLOVATSIUK Ignat	BLR	12	I	37.05	2.73	

Referee:	HEIDEMAN Hanjo (NED)
----------	-----------------------------

Note:
If two or more skaters obtained the same time to the hundredth of a second, their times will be presented to the thousandth of a second.

Legend:					
I	Inner lane	O	Outer lane	OR	Olympic Record
WR	World Record				



Medallists
获奖运动员 / Médaillé(e)s

Medal	Name	NOC
GOLD	GAO Tingyu	CHN - People's Republic of China
SILVER	CHA Min Kyu	KOR - Republic of Korea
BRONZE	MORISHIGE Wataru	JPN - Japan



Distance Analysis in Pairs
每组分段成绩分析 / Analyses des distances par paire

WR	33.61	KULIZHNIKOV Pavel (RUS)		9 MAR 2019	Salt Lake City, UT (USA)
OR	34.41	LORENTZEN Haavard Holmefjord (NOR)		19 FEB 2018	PyeongChang (KOR)
WR:	100m	9.67 (9.67)	Finish	33.61 (23.94)	
OR:		9.74 (9.74)		34.41 (24.67)	

Pair	Lane	Name				NOC Code	Time	Note	Rank
		Split Time (Rank)	Lap Time	Split Time (Rank)	Lap Time				
1	I	GELINAS-BEAULIEU Antoine				CAN	35.84		29
		10.28 (30)	(10.28)	35.84 (29)	(25.56)				
	O	KLEBA Austin				USA	35.40		27
		9.98 (27)	(9.98)	35.40 (27)	(25.42)				
2	I	ARZHANIKOV Ivan				KAZ	35.82		28
		10.13 (29)	(10.13)	35.82 (28)	(25.69)				
	O	KERSTEN Cornelius				GBR	35.36		25
		9.90 (23)	(9.90)	35.36 (25)	(25.46)				
3	I	KROL Thomas				NED	35.06		18
		9.97 (26)	(9.97)	35.06 (18)	(25.09)				
	O	ROSANELLI Jeffrey				ITA	35.08		19
		9.75 (14)	(9.75)	35.08 (19)	(25.33)				
4	I	JUNIO Gilmore				CAN	35.162		=21
		9.68 (9)	(9.68)	35.16 (21)	(25.48)				
	O	BOSA David				ITA	35.168		23
		9.87 (20)	(9.87)	35.16 (21)	(25.29)				
5	I	MAGNUSSEN Bjoern				NOR	34.96		17
		9.77 (15)	(9.77)	34.96 (17)	(25.19)				
	O	STOLZ Jordan				USA	34.85		13
		9.84 (19)	(9.84)	34.85 (13)	(25.01)				
6	I	LIIV Marten				EST	35.26		24
		9.89 (21)	(9.89)	35.26 (24)	(25.37)				
	O	DUFTER Joel				GER	35.37		26
		9.93 (25)	(9.93)	35.37 (26)	(25.44)				
7	I	GAO Tingyu				CHN	34.32	OR	1
		9.42 (1)	(9.42)	34.32 (1)	(24.90)				
	O	ZUREK Damian				POL	34.734		11
		9.89 (21)	(9.89)	34.73 (11)	(24.84)				
8	I	YANG Tao				CHN	35.162		=21
		9.78 (17)	(9.78)	35.16 (21)	(25.38)				
	O	SCHEPERKAMP Merijn				NED	34.736		12
		9.71 (11)	(9.71)	34.73 (11)	(25.02)				
9	I	MURASHOV Ruslan				ROC	34.63		10
		9.71 (11)	(9.71)	34.63 (10)	(24.92)				
	O	VERBIJ Kai				NED	34.87		14
		9.77 (15)	(9.77)	34.87 (14)	(25.10)				



Ice and Climatic Conditions
冰面和气候条件 / Conditions de glace et climatique

	Session 1	
	Start	End
Time	17:07	17:48
Pair Number	1	15
Air Temperature	19.3°C / 67°F	19.2°C / 67°F
Ice Temperature	-11.0°C / 12°F	-11.1°C / 12°F
Humidity	24 %	24 %
Air Pressure	1,021 hPa	1,022 hPa



Start List
出发顺序 / Liste de départ

WR	1:05.69	KULIZHNIKOV Pavel (RUS)	15 FEB 2020	Salt Lake City, UT (USA)
OR	1:07.18	van VELDE Gerard (NED)	16 FEB 2002	Salt Lake City, UT (USA)

Pair	Lane	Name	NOC Code
1	I	SHINHAMA Tatsuya	JPN
	O	ZUREK Damian	POL
2	I	MOROZOV Dmitriy	KAZ
	O	KLEBA Austin	USA
3	I	MORISHIGE Wataru	JPN
	O	MAGNUSSEN Bjoern	NOR
4	I	MICHALSKI Piotr	POL
	O	LIAN Ziwen	CHN
5	I	BOSA David	ITA
	O	KUZIN Denis	KAZ
6	I	KULIZHNIKOV Pavel	ROC
	O	VOSTE Mathias	BEL
7	I	STOLZ Jordan	USA
	O	KIM Minseok	KOR
8	I	GELINAS-BEAULIEU Antoine	CAN
	O	DUFTER Joel	GER
9	I	KOJIMA Ryota	JPN
	O	JOHANSSON Allan Dahl	NOR
*** ICE PREPARATION ***			
10	I	CHA Min Kyu	KOR
	O	KERSTEN Cornelius	GBR
11	I	LIIV Marten	EST
	O	HOWE Connor	CAN
12	I	GOLOVATSIUK Ignat	BLR
	O	MUSHTAKOV Viktor	ROC
13	I	KROL Thomas	NED
	O	LORENTZEN Haavard Holmefjord	NOR
14	I	NING Zhongyan	CHN
	O	OTTERSPEER Hein	NED
15	I	DUBREUIL Laurent	CAN
	O	VERBIJ Kai	NED

Legend:				
I	Inner lane	O	Outer lane	OR
WR	World Record			Olympic Record



Results
成绩 / Résultats

WR	1:05.69	KULIZHNIKOV Pavel (RUS)	15 FEB 2020	Salt Lake City, UT (USA)
OR	1:07.18	van VELDE Gerard (NED)	16 FEB 2002	Salt Lake City, UT (USA)

ISU Officials:	
Referee	HEIDEMAN Hanjo (NED)
Assistant Referee	NOZAKI Chiharu (JPN)
Starter	STEENBECK Roland (GER)

Rank	Name	NOC Code	Pair	Lane	Time	Gap	Note
1	KROL Thomas	NED	13	I	1:07.92	0.00	
2	DUBREUIL Laurent	CAN	15	I	1:08.32	0.40	
3	LORENTZEN Haavard Holmefjord	NOR	13	O	1:08.48	0.56	
4	MICHALSKI Piotr	POL	4	I	1:08.56	0.64	
5	NING Zhongyan	CHN	14	I	1:08.60	0.68	
6	GOLOVATSIUK Ignat	BLR	12	I	1:08.63	0.71	
7	LIIV Marten	EST	11	I	1:08.65	0.73	
8	MUSHTAKOV Viktor	ROC	12	O	1:08.74	0.82	
9	KERSTEN Cornelius	GBR	10	O	1:08.79	0.87	
10	OTTERSPEER Hein	NED	14	O	1:08.80	0.88	
11	KULIZHNIKOV Pavel	ROC	6	I	1:08.87	0.95	
12	HOWE Connor	CAN	11	O	1:08.97	1.05	
13	ZUREK Damian	POL	1	O	1:09.08	1.16	
14	STOLZ Jordan	USA	7	I	1:09.12	1.20	
15	BOSA David	ITA	5	I	1:09.35	1.43	
16	MORISHIGE Wataru	JPN	3	I	1:09.47	1.55	
17	MOROZOV Dmitriy	KAZ	2	I	1:09.61	1.69	
18	CHA Min Kyu	KOR	10	I	1:09.69	1.77	
19	LIAN Ziwen	CHN	4	O	1:09.93	2.01	
20	KOJIMA Ryota	JPN	9	I	1:09.97	2.05	
21	SHINHAMA Tatsuya	JPN	1	I	1:10.00	2.08	
22	GELINAS-BEAULIEU Antoine	CAN	8	I	1:10.075	2.15	
23	KUZIN Denis	KAZ	5	O	1:10.077	2.15	
24	KIM Minseok	KOR	7	O	1:10.08	2.16	
25	MAGNUSSEN Bjoern	NOR	3	O	1:10.14	2.22	
26	DUFTER Joel	GER	8	O	1:10.16	2.24	
27	VOSTE Mathias	BEL	6	O	1:10.22	2.30	
28	JOHANSSON Allan Dahl	NOR	9	O	1:10.34	2.42	
29	KLEBA Austin	USA	2	O	1:10.57	2.65	
30	VERBIJ Kai	NED	15	O	1:14.17	6.25	

Referee:	HEIDEMAN Hanjo (NED)
----------	-----------------------------

Note:
If two or more skaters obtained the same time to the hundredth of a second, their times will be presented to the thousandth of a second.

Legend:					
I	Inner lane	O	Outer lane	OR	Olympic Record
WR	World Record				



Medallists
获奖运动员 / Médaillé(e)s

Medal	Name	NOC
GOLD	KROL Thomas	NED - Netherlands
SILVER	DUBREUIL Laurent	CAN - Canada
BRONZE	LORENTZEN Haavard Holmefjord	NOR - Norway



Distance Analysis in Pairs
每组分段成绩分析 / Analyses des distances par paire

WR	1:05.69	KULIZHNIKOV Pavel (RUS)			15 FEB 2020	Salt Lake City, UT (USA)
OR	1:07.18	van VELDE Gerard (NED)			16 FEB 2002	Salt Lake City, UT (USA)
WR:	200m	16.17 (16.17)	600m	40.36 (24.19)	Finish	1:05.69 (25.33)
OR:		16.33 (16.33)		41.00 (24.67)		1:07.18 (26.18)

Pair	Lane	Name						NOC Code		Time	Note	Rank
		Split Time (Rank)	Lap Time	Split Time (Rank)	Lap Time	Split Time (Rank)	Lap Time					
1	I	SHINHAMA Tatsuya						JPN		1:10.00		21
		16.31 (6)	(16.31)	41.79 (14)	(25.48)	1:10.00 (21)	(28.21)					
	O	ZUREK Damian						POL		1:09.08		13
		16.82 (23)	(16.82)	42.05 (19)	(25.23)	1:09.08 (13)	(27.03)					
2	I	MOROZOV Dmitriy						KAZ		1:09.61		17
		17.41 (29)	(17.41)	42.91 (29)	(25.50)	1:09.61 (17)	(26.70)					
	O	KLEBA Austin						USA		1:10.57		29
		16.90 (24)	(16.90)	42.63 (28)	(25.73)	1:10.57 (29)	(27.94)					
3	I	MORISHIGE Wataru						JPN		1:09.47		16
		16.23 (3)	(16.23)	41.28 (3)	(25.05)	1:09.47 (16)	(28.19)					
	O	MAGNUSSEN Bjoern						NOR		1:10.14		25
		16.44 (8)	(16.44)	41.48 (6)	(25.04)	1:10.14 (25)	(28.66)					
4	I	MICHALSKI Piotr						POL		1:08.56		4
		16.37 (7)	(16.37)	41.41 (5)	(25.04)	1:08.56 (4)	(27.15)					
	O	LIAN Ziwen						CHN		1:09.93		19
		16.74 (19)	(16.74)	42.13 (21)	(25.39)	1:09.93 (19)	(27.80)					
5	I	BOSA David						ITA		1:09.35		15
		16.68 (15)	(16.68)	41.99 (18)	(25.31)	1:09.35 (15)	(27.36)					
	O	KUZIN Denis						KAZ		1:10.077		23
		16.80 (21)	(16.80)	42.38 (23)	(25.58)	1:10.07 (22)	(27.69)					
6	I	KULIZHNIKOV Pavel						ROC		1:08.87		11
		16.47 (10)	(16.47)	41.79 (14)	(25.32)	1:08.87 (11)	(27.08)					
	O	VOSTE Mathias						BEL		1:10.22		27
		16.91 (25)	(16.91)	42.38 (23)	(25.47)	1:10.22 (27)	(27.84)					
7	I	STOLZ Jordan						USA		1:09.12		14
		16.48 (11)	(16.48)	41.69 (11)	(25.21)	1:09.12 (14)	(27.43)					
	O	KIM Minseok						KOR		1:10.08		24
		17.16 (28)	(17.16)	42.58 (27)	(25.42)	1:10.08 (24)	(27.50)					
8	I	GELINAS-BEAULIEU Antoine						CAN		1:10.075		22
		16.94 (26)	(16.94)	42.51 (26)	(25.57)	1:10.07 (22)	(27.56)					
	O	DUFTER Joel						GER		1:10.16		26
		16.73 (17)	(16.73)	42.19 (22)	(25.46)	1:10.16 (26)	(27.97)					
9	I	KOJIMA Ryota						JPN		1:09.97		20
		16.68 (15)	(16.68)	42.09 (20)	(25.41)	1:09.97 (20)	(27.88)					
	O	JOHANSSON Allan Dahl						NOR		1:10.34		28
		17.42 (30)	(17.42)	43.13 (30)	(25.71)	1:10.34 (28)	(27.21)					



Distance Analysis in Pairs
每组分段成绩分析 / Analyses des distances par paire

Pair	Lane	Name					NOC Code		Time	Note	Rank
		Split Time (Rank)	Lap Time	Split Time (Rank)	Lap Time	Split Time (Rank)	Lap Time				
10	I	CHA Min Kyu					KOR		1:09.69		18
		16.29 (4)	(16.29)	41.73 (13)	(25.44)	1:09.69 (18)	(27.96)				
	O	KERSTEN Cornelius					GBR		1:08.79		9
		16.74 (19)	(16.74)	41.79 (14)	(25.05)	1:08.79 (9)	(27.00)				
11	I	LIIV Marten					EST		1:08.65		7
		16.66 (14)	(16.66)	41.87 (17)	(25.21)	1:08.65 (7)	(26.78)				
	O	HOWE Connor					CAN		1:08.97		12
		17.07 (27)	(17.07)	42.40 (25)	(25.33)	1:08.97 (12)	(26.57)				
12	I	GOLOVATSIUK Ignat					BLR		1:08.63		6
		16.29 (4)	(16.29)	41.25 (2)	(24.96)	1:08.63 (6)	(27.38)				
	O	MUSHTAKOV Viktor					ROC		1:08.74		8
		16.22 (2)	(16.22)	41.30 (4)	(25.08)	1:08.74 (8)	(27.44)				
13	I	KROL Thomas					NED		1:07.92		1
		16.60 (12)	(16.60)	41.55 (8)	(24.95)	1:07.92 (1)	(26.37)				
	O	LORENTZEN Haavard Holmefjord					NOR		1:08.48		3
		16.80 (21)	(16.80)	41.70 (12)	(24.90)	1:08.48 (3)	(26.78)				
14	I	NING Zhongyan					CHN		1:08.60		5
		16.60 (12)	(16.60)	41.64 (9)	(25.04)	1:08.60 (5)	(26.96)				
	O	OTTERSPEER Hein					NED		1:08.80		10
		16.73 (17)	(16.73)	41.65 (10)	(24.92)	1:08.80 (10)	(27.15)				
15	I	DUBREUIL Laurent					CAN		1:08.32		2
		16.09 (1)	(16.09)	40.82 (1)	(24.73)	1:08.32 (2)	(27.50)				
	O	VERBIJ Kai					NED		1:14.17		30
		16.44 (8)	(16.44)	41.54 (7)	(25.10)	1:14.17 (30)	(32.63)				

Legend:

I	Inner lane	O	Outer lane	OR	Olympic Record
WR	World Record				



Ice and Climatic Conditions
 冰面和气候条件 / Conditions de glace et climatique

	Session 1	
	Start	End
Time	16:30	16:59
Pair Number	1	9
Air Temperature	18.2°C / 65°F	18.3°C / 65°F
Ice Temperature	-10.6°C / 13°F	-10.6°C / 13°F
Humidity	23 %	23 %
Air Pressure	1,025 hPa	1,025 hPa

	Session 2	
	Start	End
Time	17:19	17:40
Pair Number	10	15
Air Temperature	18.2°C / 65°F	18.2°C / 65°F
Ice Temperature	-10.7°C / 13°F	-10.7°C / 13°F
Humidity	23 %	23 %
Air Pressure	1,025 hPa	1,025 hPa



Start List
 出发顺序 / Liste de départ

WR	1:40.17	NUIS Kjeld (NED)	10 MAR 2019	Salt Lake City, UT (USA)
OR	1:43.95	PARRA Derek (USA)	19 FEB 2002	Salt Lake City, UT (USA)

Pair	Lane	Name	NOC Code
1	I O	MICHAEL Peter	NZL
2	I O	SILOVS Haralds GELINAS-BEAULIEU Antoine	LAT CAN
3	I O	ZAKHAROV Ruslan PARK Seonghyeon	ROC KOR
4	I O	KERSTEN Cornelius BOSKER Marcel	GBR NED
5	I O	MOROZOV Dmitriy LIAN Ziwen	KAZ CHN
6	I O	TRENTINI Alessio WANG Haotian	ITA CHN
7	I O	ALDOSHKIN Daniil DAWSON Casey	ROC USA
8	I O	VOSTE Mathias LANGELAAR Tyson	BEL CAN
*** ICE PREPARATION ***			
9	I O	LEHMAN Emery TROFIMOV Sergei	USA ROC
10	I O	KROL Thomas KONGSHAUG Peder	NED NOR
11	I O	KIM Minseok NUIS Kjeld	KOR NED
12	I O	ULEKLEIV Kristian SWINGS Bart	NOR BEL
13	I O	ICHINOHE Seitaro MANTIA Joey	JPN USA
14	I O	ODA Takuro NING Zhongyan	JPN CHN
15	I O	JOHANSSON Allan Dahl HOWE Connor	NOR CAN

Legend:				
I	Inner lane	O	Outer lane	OR
WR	World Record			Olympic Record



Results
成绩 / Résultats

WR	1:40.17	NUIS Kjeld (NED)	10 MAR 2019	Salt Lake City, UT (USA)
OR	1:43.95	PARRA Derek (USA)	19 FEB 2002	Salt Lake City, UT (USA)

ISU Officials:				
Referee	HEIDEMAN Hanjo (NED)			
Assistant Referee	NOZAKI Chiharu (JPN)			
Starter	MITROFANOVA Yulia (RUS)			

Rank	Name	NOC Code	Pair	Lane	Time	Gap	Note
1	NUIS Kjeld	NED	11	O	1:43.21	0.00	OR
2	KROL Thomas	NED	10	I	1:43.55	0.34	
3	KIM Minseok	KOR	11	I	1:44.24	1.03	
4	KONGSHAUG Peder	NOR	10	O	1:44.39	1.18	
5	HOWE Connor	CAN	15	O	1:44.86	1.65	
6	MANTIA Joey	USA	13	O	1:45.26	2.05	
7	NING Zhongyan	CHN	14	O	1:45.28	2.07	
8	TROFIMOV Sergei	ROC	9	O	1:45.32	2.11	
9	BOSKER Marcel	NED	4	O	1:45.42	2.21	
10	ICHINOHE Seitaro	JPN	13	I	1:45.53	2.32	
11	LEHMAN Emery	USA	9	I	1:45.78	2.57	
12	JOHANSSON Allan Dahl	NOR	15	I	1:45.81	2.60	
13	SWINGS Bart	BEL	12	O	1:45.82	2.61	
14	ALDOSHKIN Daniil	ROC	7	I	1:46.33	3.12	
15	ZAKHAROV Ruslan	ROC	3	I	1:46.46	3.25	
16	ULEKLEIV Kristian	NOR	12	I	1:46.56	3.35	
17	ODA Takuro	JPN	14	I	1:46.60	3.39	
18	MOROZOV Dmitriy	KAZ	5	I	1:47.01	3.80	
19	KERSTEN Cornelius	GBR	4	I	1:47.11	3.90	
20	WANG Haotian	CHN	6	O	1:47.13	3.92	
21	PARK Seonghyeon	KOR	3	O	1:47.59	4.38	
22	LANGELAAR Tyson	CAN	8	O	1:47.81	4.60	
23	GELINAS-BEAULIEU Antoine	CAN	2	O	1:48.00	4.79	
24	SILOVS Haralds	LAT	2	I	1:48.24	5.03	
25	TRENTINI Alessio	ITA	6	I	1:48.33	5.12	
26	MICHAEL Peter	NZL	1	I	1:48.68	5.47	
27	LIAN Ziwen	CHN	5	O	1:49.15	5.94	
28	DAWSON Casey	USA	7	O	1:49.45	6.24	
29	VOSTE Mathias	BEL	8	I	1:49.93	6.72	

Referee:	HEIDEMAN Hanjo (NED)
----------	-----------------------------

Legend:				
I	Inner lane	O	Outer lane	OR
WR	World Record			Olympic Record



Medallists
获奖运动员 / Médaillé(e)s

Medal	Name	NOC
GOLD	NUIS Kjeld	NED - Netherlands
SILVER	KROL Thomas	NED - Netherlands
BRONZE	KIM Minseok	KOR - Republic of Korea



Distance Analysis in Pairs
每组分段成绩分析 / Analyses des distances par paire

WR	1:40.17	NUIS Kjeld (NED)		10 MAR 2019		Salt Lake City, UT (USA)		
OR	1:43.95	PARRA Derek (USA)		19 FEB 2002		Salt Lake City, UT (USA)		
WR:	300m	22.91 (22.91)	700m	47.18 (24.27)	1100m	1:12.38 (25.20)	Finish	1:40.17 (27.79)
OR:		23.57 (23.57)		49.06 (25.49)		1:15.54 (26.48)		1:43.95 (28.41)

Pair	Lane	Name					NOC Code		Time		Note	Rank
		Split Time (Rank)	Lap Time	Split Time (Rank)	Lap Time	Split Time (Rank)	Lap Time	Split Time (Rank)	Lap Time			
1	I	MICHAEL Peter					NZL		1:48.68			26
		24.62 (27)	(24.62)	51.53 (29)	(26.91)	1:19.45 (28)	(27.92)	1:48.68 (26)	(29.23)			
2	I	SILOVS Haralds					LAT		1:48.24			24
		24.33 (24)	(24.33)	50.66 (25)	(26.33)	1:18.39 (26)	(27.73)	1:48.24 (24)	(29.85)			
	O	GELINAS-BEAULIEU Antoine					CAN		1:48.00			23
		24.06 (18)	(24.06)	50.28 (17)	(26.22)	1:18.13 (24)	(27.85)	1:48.00 (23)	(29.87)			
3	I	ZAKHAROV Ruslan					ROC		1:46.46			15
		24.91 (29)	(24.91)	51.13 (27)	(26.22)	1:18.07 (22)	(26.94)	1:46.46 (15)	(28.39)			
	O	PARK Seonghyeon					KOR		1:47.59			21
		23.61 (7)	(23.61)	49.79 (13)	(26.18)	1:17.60 (18)	(27.81)	1:47.59 (21)	(29.99)			
4	I	KERSTEN Cornelius					GBR		1:47.11			19
		23.88 (13)	(23.88)	49.35 (6)	(25.47)	1:17.02 (10)	(27.67)	1:47.11 (19)	(30.09)			
	O	BOSKER Marcel					NED		1:45.42			9
		24.28 (23)	(24.28)	50.56 (23)	(26.28)	1:17.53 (16)	(26.97)	1:45.42 (9)	(27.89)			
5	I	MOROZOV Dmitriy					KAZ		1:47.01			18
		24.03 (17)	(24.03)	49.86 (14)	(25.83)	1:17.02 (10)	(27.16)	1:47.01 (18)	(29.99)			
	O	LIAN Ziwen					CHN		1:49.15			27
		23.42 (2)	(23.42)	49.73 (12)	(26.31)	1:18.21 (25)	(28.48)	1:49.15 (27)	(30.94)			
6	I	TRENTINI Alessio					ITA		1:48.33			25
		23.96 (15)	(23.96)	50.34 (20)	(26.38)	1:18.10 (23)	(27.76)	1:48.33 (25)	(30.23)			
	O	WANG Haotian					CHN		1:47.13			20
		23.75 (9)	(23.75)	49.64 (11)	(25.89)	1:17.42 (14)	(27.78)	1:47.13 (20)	(29.71)			
7	I	ALDOSHKIN Daniil					ROC		1:46.33			14
		24.17 (20)	(24.17)	50.30 (19)	(26.13)	1:17.60 (18)	(27.30)	1:46.33 (14)	(28.73)			
	O	DAWSON Casey					USA		1:49.45			28
		24.65 (28)	(24.65)	51.41 (28)	(26.76)	1:19.56 (29)	(28.15)	1:49.45 (28)	(29.89)			
8	I	VOSTE Mathias					BEL		1:49.93			29
		24.25 (21)	(24.25)	50.37 (21)	(26.12)	1:18.86 (27)	(28.49)	1:49.93 (29)	(31.07)			
	O	LANGELAAR Tyson					CAN		1:47.81			22
		23.98 (16)	(23.98)	49.86 (14)	(25.88)	1:17.51 (15)	(27.65)	1:47.81 (22)	(30.30)			
9	I	LEHMAN Emery					USA		1:45.78			11
		24.38 (25)	(24.38)	50.63 (24)	(26.25)	1:17.67 (20)	(27.04)	1:45.78 (11)	(28.11)			
	O	TROFIMOV Sergei					ROC		1:45.32			8
		24.27 (22)	(24.27)	50.28 (17)	(26.01)	1:17.25 (13)	(26.97)	1:45.32 (8)	(28.07)			



Distance Analysis in Pairs
每组分段成绩分析 / Analyses des distances par paire

Pair	Lane	Name					NOC Code		Time		Note	Rank
		Split Time (Rank)	Lap Time	Split Time (Rank)	Lap Time	Split Time (Rank)	Lap Time	Split Time (Rank)	Lap Time			
10	I	KROL Thomas					NED		1:43.55		*OR	2
		23.14 (1)	(23.14)	48.16 (1)	(25.02)	1:14.69 (1)	(26.53)	1:43.55 (2)	(28.86)			
	O	KONGSHAUG Peder					NOR		1:44.39			4
		23.86 (12)	(23.86)	49.57 (10)	(25.71)	1:16.20 (5)	(26.63)	1:44.39 (4)	(28.19)			
11	I	KIM Minseok					KOR		1:44.24			3
		23.75 (9)	(23.75)	49.13 (3)	(25.38)	1:15.74 (3)	(26.61)	1:44.24 (3)	(28.50)			
	O	NUIS Kjeld					NED		1:43.21		OR	1
		23.42 (2)	(23.42)	48.52 (2)	(25.10)	1:14.77 (2)	(26.25)	1:43.21 (1)	(28.44)			
12	I	ULEKLEIV Kristian					NOR		1:46.56			16
		24.13 (19)	(24.13)	50.42 (22)	(26.29)	1:17.54 (17)	(27.12)	1:46.56 (16)	(29.02)			
	O	SWINGS Bart					BEL		1:45.82			13
		24.43 (26)	(24.43)	50.69 (26)	(26.26)	1:17.73 (21)	(27.04)	1:45.82 (13)	(28.09)			
13	I	ICHINOHE Seitaro					JPN		1:45.53			10
		23.84 (11)	(23.84)	49.86 (14)	(26.02)	1:16.93 (9)	(27.07)	1:45.53 (10)	(28.60)			
	O	MANTIA Joey					USA		1:45.26			6
		23.49 (6)	(23.49)	49.52 (8)	(26.03)	1:16.64 (8)	(27.12)	1:45.26 (6)	(28.62)			
14	I	ODA Takuro					JPN		1:46.60			17
		23.45 (4)	(23.45)	49.53 (9)	(26.08)	1:17.02 (10)	(27.49)	1:46.60 (17)	(29.58)			
	O	NING Zhongyan					CHN		1:45.28			7
		23.45 (4)	(23.45)	49.15 (5)	(25.70)	1:16.20 (5)	(27.05)	1:45.28 (7)	(29.08)			
15	I	JOHANSSON Allan Dahl					NOR		1:45.81			12
		23.93 (14)	(23.93)	49.49 (7)	(25.56)	1:16.40 (7)	(26.91)	1:45.81 (12)	(29.41)			
	O	HOWE Connor					CAN		1:44.86			5
		23.61 (7)	(23.61)	49.13 (3)	(25.52)	1:16.10 (4)	(26.97)	1:44.86 (5)	(28.76)			

Legend:

* Marks a record as of the time recorded, that was later surpassed

I Inner lane

O Outer lane

OR Olympic Record

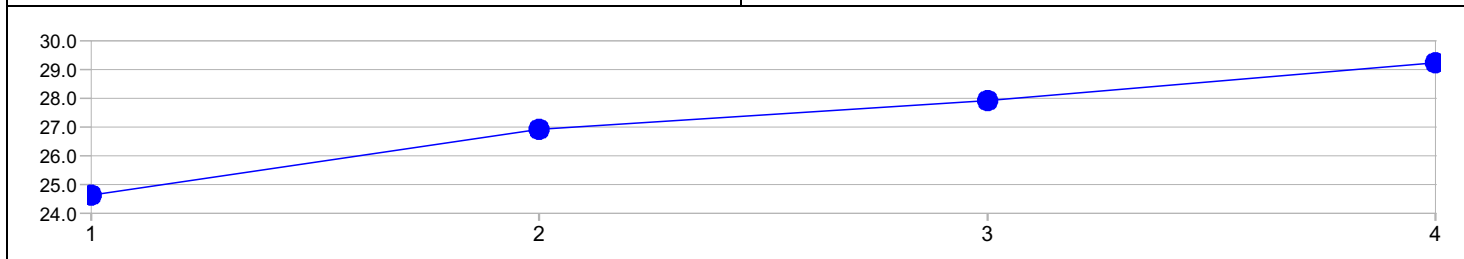
WR World Record



Distance Analysis - Graphical
 分段成绩分析 - 图解 / Analyses graphiques des distances

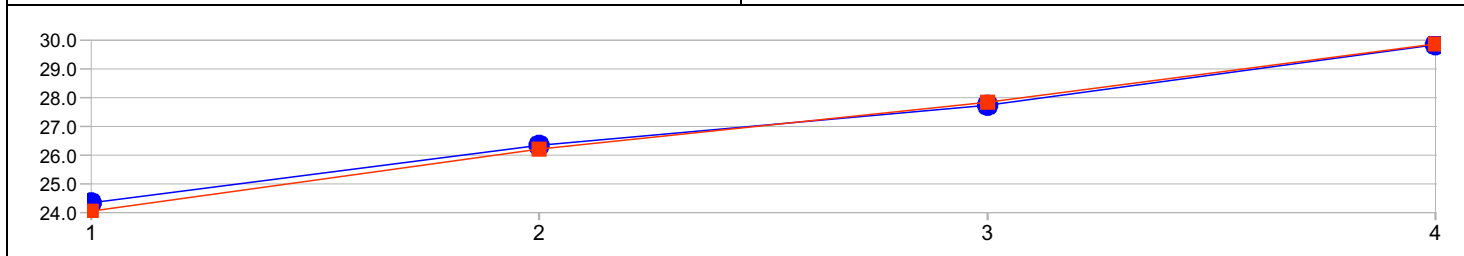
Pair 1

Inner (Blue) MICHAEL Peter 1:48.68 (26)	(NZL) Average: 28.02 29.23 - 26.91 = 2.32
---	---



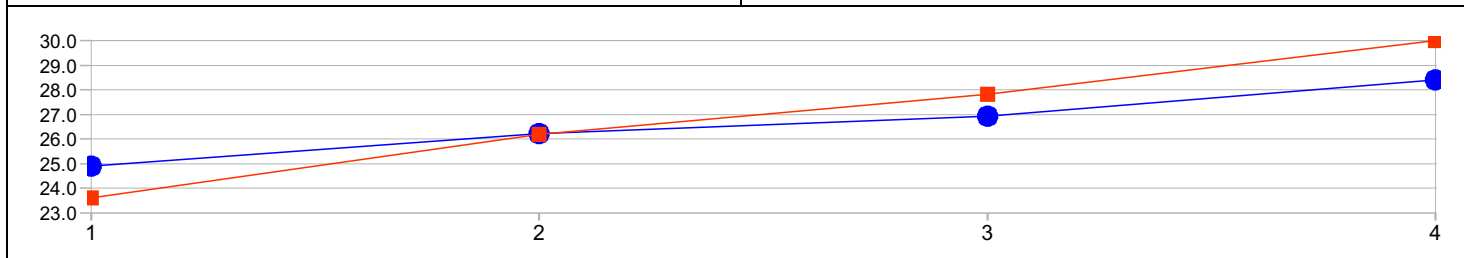
Pair 2

Inner (Blue) SILOVS Haralds 1:48.24 (24)	(LAT) Average: 27.97 29.85 - 26.33 = 3.52	Outer (Red) GELINAS-BEAULIEU Antoine 1:48.00 (23)	(CAN) Average: 27.98 29.87 - 26.22 = 3.65
--	---	---	---



Pair 3

Inner (Blue) ZAKHAROV Ruslan 1:46.46 (15)	(ROC) Average: 27.18 28.39 - 26.22 = 2.17	Outer (Red) PARK Seonghyeon 1:47.59 (21)	(KOR) Average: 27.99 29.99 - 26.18 = 3.81
---	---	--	---



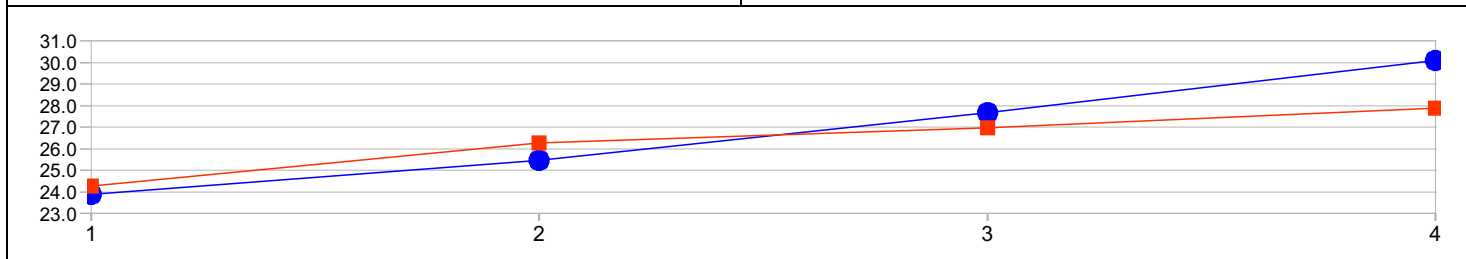


Distance Analysis - Graphical

分段成绩分析 - 图解 / Analyses graphiques des distances

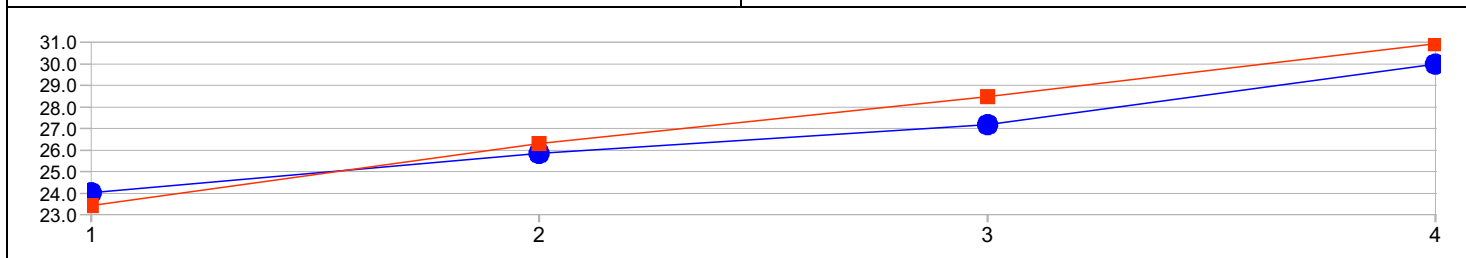
Pair 4

Inner (Blue) KERSTEN Cornelius 1:47.11 (19)	(GBR) Average: 27.74 30.09 - 25.47 = 4.62	Outer (Red) BOSKER Marcel 1:45.42 (9)	(NED) Average: 27.05 27.89 - 26.28 = 1.61
---	---	---	---



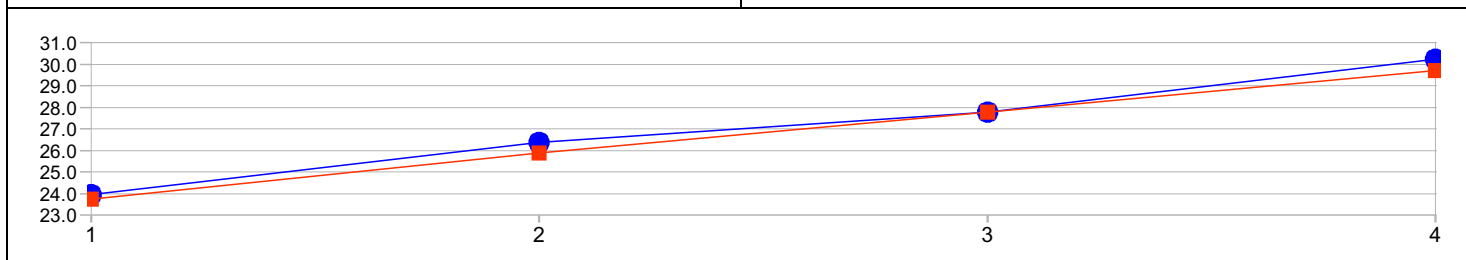
Pair 5

Inner (Blue) MOROZOV Dmitriy 1:47.01 (18)	(KAZ) Average: 27.66 29.99 - 25.83 = 4.16	Outer (Red) LIAN Ziwen 1:49.15 (27)	(CHN) Average: 28.58 30.94 - 26.31 = 4.63
---	---	---	---



Pair 6

Inner (Blue) TRENTINI Alessio 1:48.33 (25)	(ITA) Average: 28.12 30.23 - 26.38 = 3.85	Outer (Red) WANG Haotian 1:47.13 (20)	(CHN) Average: 27.79 29.71 - 25.89 = 3.82
--	---	---	---

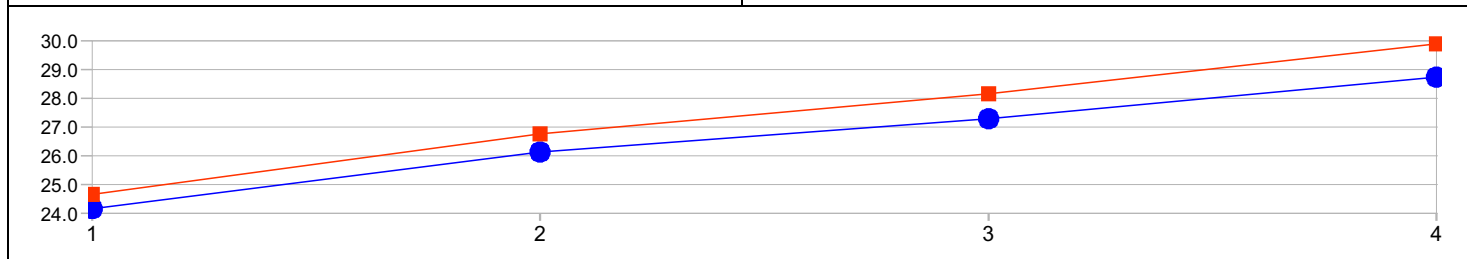




Distance Analysis - Graphical
 分段成绩分析 - 图解 / Analyses graphiques des distances

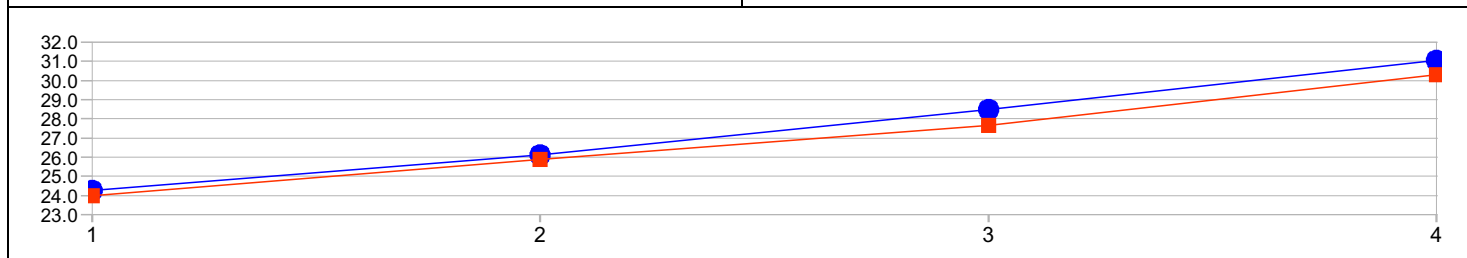
Pair 7

Inner (Blue) ALDOSHKIN Daniil 1:46.33 (14)	(ROC) Average: 27.39 28.73 - 26.13 = 2.60	Outer (Red) DAWSON Casey 1:49.45 (28)	(USA) Average: 28.27 29.89 - 26.76 = 3.13
--	---	---	---



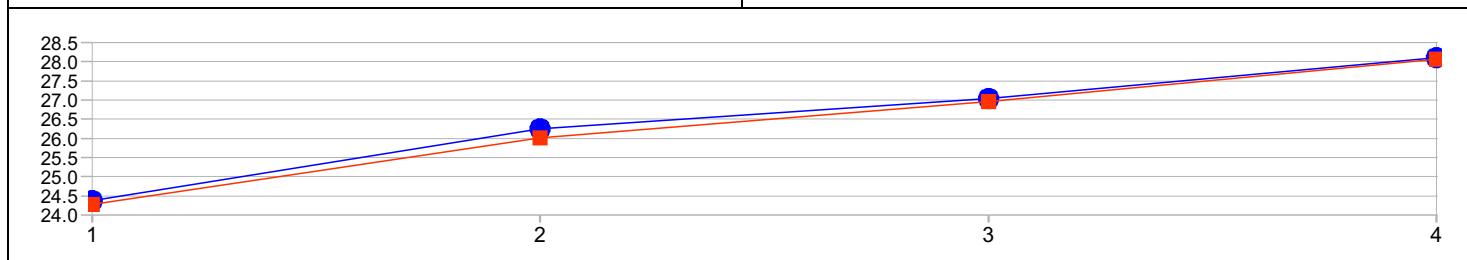
Pair 8

Inner (Blue) VOSTE Mathias 1:49.93 (29)	(BEL) Average: 28.56 31.07 - 26.12 = 4.95	Outer (Red) LANGELAAR Tyson 1:47.81 (22)	(CAN) Average: 27.94 30.30 - 25.88 = 4.42
---	---	--	---



Pair 9

Inner (Blue) LEHMAN Emery 1:45.78 (11)	(USA) Average: 27.13 28.11 - 26.25 = 1.86	Outer (Red) TROFIMOV Sergei 1:45.32 (8)	(ROC) Average: 27.02 28.07 - 26.01 = 2.06
--	---	---	---

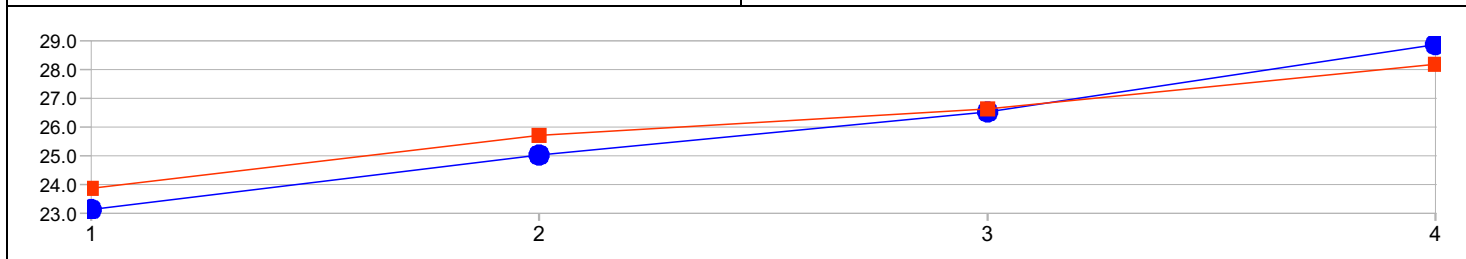




Distance Analysis - Graphical
 分段成绩分析 - 图解 / Analyses graphiques des distances

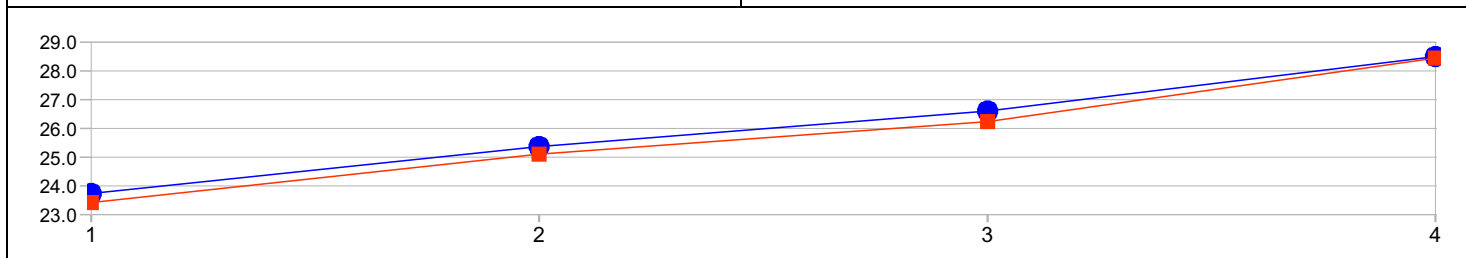
Pair 10

Inner (Blue) KROL Thomas 1:43.55 (2)	(NED) Average: 26.80 28.86 - 25.02 = 3.84	Outer (Red) KONGSHAUG Peder 1:44.39 (4)	(NOR) Average: 26.84 28.19 - 25.71 = 2.48
--	---	---	---



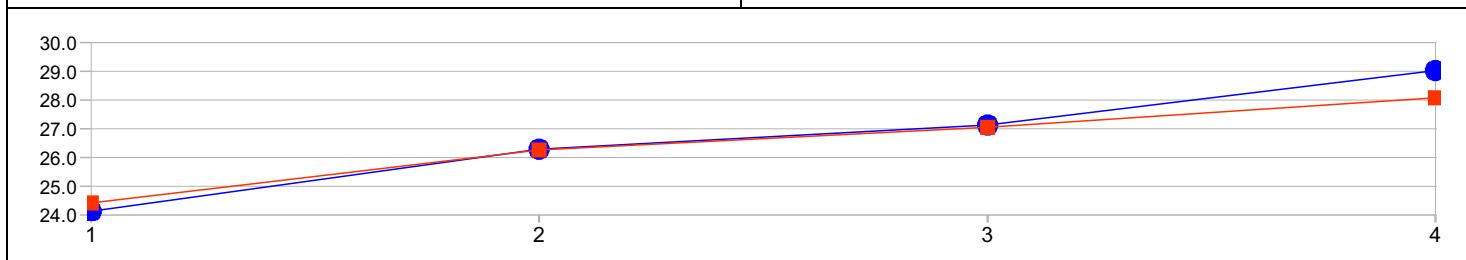
Pair 11

Inner (Blue) KIM Minseok 1:44.24 (3)	(KOR) Average: 26.83 28.50 - 25.38 = 3.12	Outer (Red) NUIS Kjeld 1:43.21 (1)	(NED) Average: 26.60 28.44 - 25.10 = 3.34
--	---	--	---



Pair 12

Inner (Blue) ULEKLEIV Kristian 1:46.56 (16)	(NOR) Average: 27.48 29.02 - 26.29 = 2.73	Outer (Red) SWINGS Bart 1:45.82 (13)	(BEL) Average: 27.13 28.09 - 26.26 = 1.83
---	---	--	---

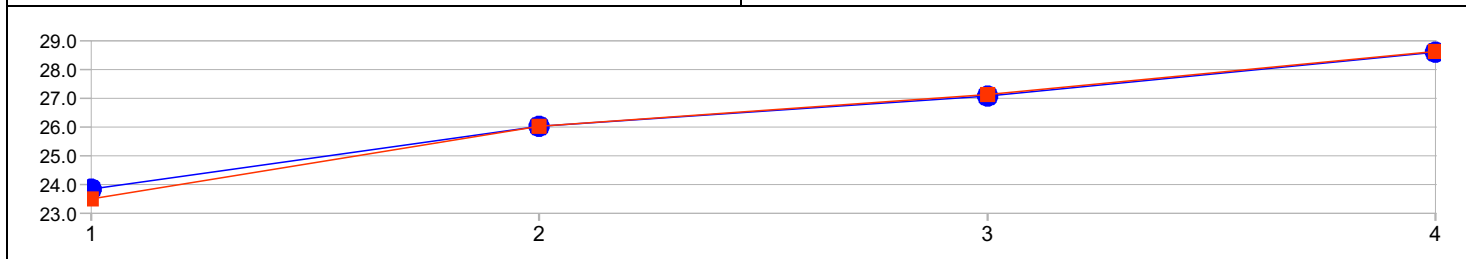




Distance Analysis - Graphical
 分段成绩分析 - 图解 / Analyses graphiques des distances

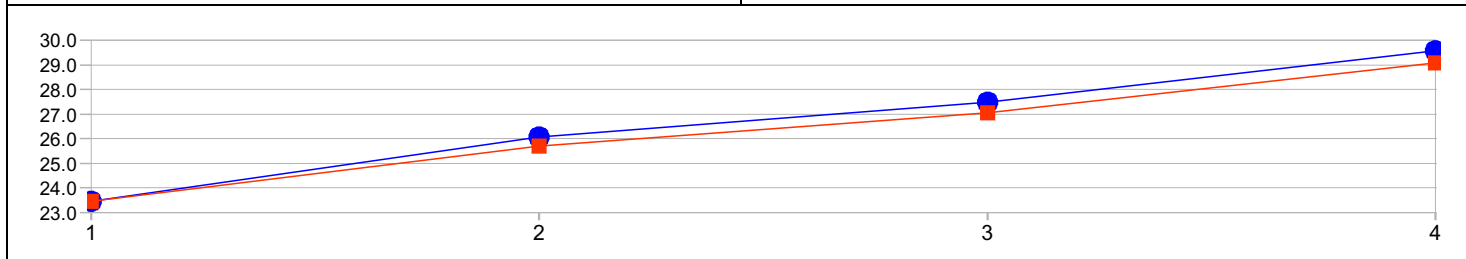
Pair 13

Inner (Blue) ICHINOHE Seitaro 1:45.53 (10)	(JPN) Average: 27.23 28.60 - 26.02 = 2.58	Outer (Red) MANTIA Joey 1:45.26 (6)	(USA) Average: 27.26 28.62 - 26.03 = 2.59
--	---	---	---



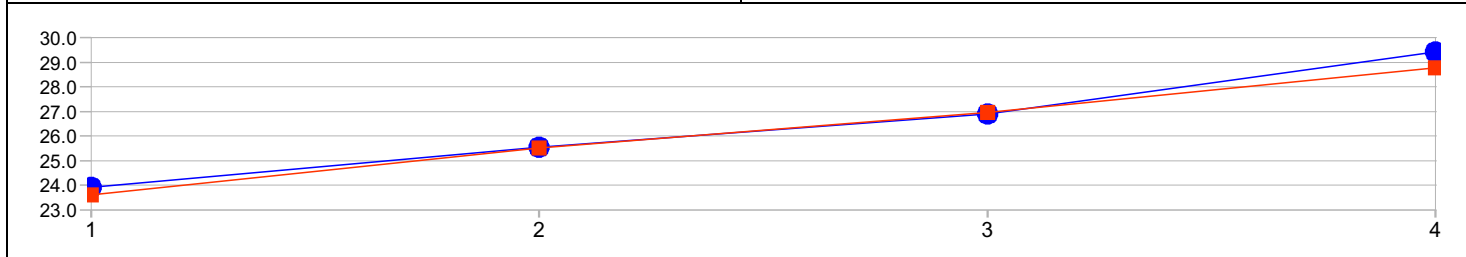
Pair 14

Inner (Blue) ODA Takuro 1:46.60 (17)	(JPN) Average: 27.72 29.58 - 26.08 = 3.50	Outer (Red) NING Zhongyan 1:45.28 (7)	(CHN) Average: 27.28 29.08 - 25.70 = 3.38
--	---	---	---



Pair 15

Inner (Blue) JOHANSSON Allan Dahl 1:45.81 (12)	(NOR) Average: 27.29 29.41 - 25.56 = 3.85	Outer (Red) HOWE Connor 1:44.86 (5)	(CAN) Average: 27.08 28.76 - 25.52 = 3.24
--	---	---	---





Ice and Climatic Conditions
冰面和气候条件 / Conditions de glace et climatique

	Session 1	
	Start	End
Time	18:30	19:00
Pair Number	1	8
Air Temperature	19.8°C / 68°F	18.9°C / 66°F
Ice Temperature	-10.6°C / 13°F	-10.2°C / 14°F
Humidity	20 %	20 %
Air Pressure	1,021 hPa	1,021 hPa

	Session 2	
	Start	End
Time	19:22	19:50
Pair Number	9	15
Air Temperature	19.0°C / 66°F	18.8°C / 66°F
Ice Temperature	-10.5°C / 13°F	-10.6°C / 13°F
Humidity	20 %	20 %
Air Pressure	1,021 hPa	1,021 hPa



Start List
 出发顺序 / Liste de départ

WR	6:01.56	van der POEL Nils (SWE)	3 DEC 2021	Salt Lake City, UT (USA)
OR	6:09.76	KRAMER Sven (NED)	11 FEB 2018	PyeongChang (KOR)

Pair	Lane	Name	NOC Code
1	I	KRAMER Sven	NED
	O	THORUP Viktor Hald	DEN
2	I	LEHMAN Emery	USA
	O	RIJHNEN Felix	GER
3	I	TROFIMOV Sergei	ROC
	O	ENGBRAATEN Hallgeir	NOR
4	I	WENGER Livio	SUI
	O	CEPURAN Ethan	USA
5	I	GIOVANNINI Andrea	ITA
	O	ROEST Patrick	NED
*** ICE PREPARATION ***			
6	I	BERGSMA Jorrit	NED
	O	ICHINOHE Seitaro	JPN
7	I	BECKERT Patrick	GER
	O	MALFATTI Michele	ITA
8	I	RUMYANTSEV Alexander	ROC
	O	GHIOTTO Davide	ITA
9	I	ZAKHAROV Ruslan	ROC
	O	BLOEMEN Ted-Jan	CAN
10	I	van der POEL Nils	SWE
	O	SWINGS Bart	BEL

Legend:

I	Inner lane	O	Outer lane	OR	Olympic Record
WR	World Record				



Results
成绩 / Résultats

WR	6:01.56	van der POEL Nils (SWE)	3 DEC 2021	Salt Lake City, UT (USA)
OR	6:09.76	KRAMER Sven (NED)	11 FEB 2018	PyeongChang (KOR)

ISU Officials:				
Referee	HEIDEMAN Hanjo (NED)			
Assistant Referee	NOZAKI Chiharu (JPN)			
Starter	STEENBECK Roland (GER)			

Rank	Name	NOC Code	Pair	Lane	Time	Gap	Note
1	van der POEL Nils	SWE	10	I	6:08.84	0.00	OR
2	ROEST Patrick	NED	5	O	6:09.31	0.47	
3	ENGBRAATEN Hallgeir	NOR	3	O	6:09.88	1.04	
4	TROFIMOV Sergei	ROC	3	I	6:10.27	1.43	
5	BERGSMA Jorrit	NED	6	I	6:13.18	4.34	
6	RUMYANTSEV Alexander	ROC	8	I	6:15.02	6.18	
7	SWINGS Bart	BEL	10	O	6:16.90	8.06	
8	GHIOTTO Davide	ITA	8	O	6:16.92	8.08	
9	KRAMER Sven	NED	1	I	6:17.04	8.20	
10	BLOEMEN Ted-Jan	CAN	9	O	6:19.11	10.27	
11	BECKERT Patrick	GER	7	I	6:19.58	10.74	
12	ICHINOHE Seitaro	JPN	6	O	6:19.81	10.97	
13	RIJHNEN Felix	GER	2	O	6:19.86	11.02	
14	ZAKHAROV Ruslan	ROC	9	I	6:21.00	12.16	
15	MALFATTI Michele	ITA	7	O	6:21.47	12.63	
16	LEHMAN Emery	USA	2	I	6:21.80	12.96	
17	CEPURAN Ethan	USA	4	O	6:25.97	17.13	
18	WENGER Livio	SUI	4	I	6:27.01	18.17	
19	THORUP Viktor Hald	DEN	1	O	6:28.87	20.03	
20	GIOVANNINI Andrea	ITA	5	I	6:30.11	21.27	

Referee:	HEIDEMAN Hanjo (NED)
----------	-----------------------------

Legend:				
I	Inner lane	O	Outer lane	OR
WR	World Record			Olympic Record



Medallists
获奖运动员 / Médaillé(e)s

Medal	Name	NOC
GOLD	van der POEL Nils	SWE - Sweden
SILVER	ROEST Patrick	NED - Netherlands
BRONZE	ENGEBRAATEN Hallgeir	NOR - Norway



Distance Analysis in Pairs
 每组分段成绩分析 / Analyses des distances par paire

WR	6:01.56	van der POEL Nils (SWE)	3 DEC 2021	Salt Lake City, UT (USA)						
OR	6:09.76	KRAMER Sven (NED)	11 FEB 2018	PyeongChang (KOR)						
WR:	200m	20.17 (20.17)	600m	48.89 (28.72)	1000m	1:16.97 (28.08)	1400m	1:45.11 (28.14)	1800m	2:13.59 (28.48)
OR:		18.82 (18.82)		47.80 (28.98)		1:17.30 (29.50)		1:46.42 (29.12)		2:15.76 (29.34)
WR:	2200m	2:41.91 (28.32)	2600m	3:10.25 (28.34)	3000m	3:38.65 (28.40)	3400m	4:07.14 (28.49)	3800m	4:35.60 (28.46)
OR:		2:45.10 (29.34)		3:14.10 (29.00)		3:43.42 (29.32)		4:12.52 (29.10)		4:41.59 (29.07)
WR:	4200m	5:04.29 (28.69)	4600m	5:32.93 (28.64)	Finish	6:01.56 (28.63)				
OR:		5:10.77 (29.18)		5:40.29 (29.52)		6:09.76 (29.47)				

Pair	Lane	Name					NOC Code		Time		Note		Rank		
		Split Time (Rank)	Lap Time	Split Time (Rank)	Lap Time	Split Time (Rank)	Lap Time	Split Time (Rank)	Lap Time	Split Time (Rank)	Lap Time				
1	I	KRAMER Sven					NED		6:17.04				9		
		18.96 (4)	(18.96)	47.73 (2)	(28.77)	1:16.99 (3)	(29.26)	1:46.63 (6)	(29.64)	2:16.34 (8)	(29.71)	5:14.75 (6)	(30.12)	5:45.53 (7)	(30.78)
	O	THORUP Viktor Hald					DEN		6:28.87				19		
		19.62 (18)	(19.62)	49.19 (18)	(29.57)	1:19.09 (16)	(29.90)	1:49.47 (19)	(30.38)	2:19.82 (17)	(30.35)	5:25.13 (19)	(31.73)	5:57.03 (19)	(31.90)
2	I	LEHMAN Emery					USA		6:21.80				16		
		19.16 (10)	(19.16)	48.99 (16)	(29.83)	1:19.29 (19)	(30.30)	1:49.32 (17)	(30.03)	2:19.53 (16)	(30.21)	5:19.36 (14)	(30.66)	5:50.36 (15)	(31.00)
	O	RIJHLEN Felix					GER		6:19.86				13		
		19.32 (14)	(19.32)	48.61 (11)	(29.29)	1:18.63 (13)	(30.02)	1:48.80 (14)	(30.17)	2:18.99 (14)	(30.19)	5:18.41 (13)	(30.03)	5:48.94 (12)	(30.53)
3	I	TROFIMOV Sergei					ROC		6:10.27				4		
		18.88 (2)	(18.88)	48.36 (8)	(29.48)	1:17.78 (9)	(29.42)	1:47.04 (8)	(29.26)	2:16.19 (6)	(29.15)	5:11.15 (4)	(29.35)	5:40.65 (4)	(29.50)
	O	ENGBRAATEN Hallgeir					NOR		6:09.88				3		
		19.09 (6)	(19.09)	48.16 (5)	(29.07)	1:17.22 (4)	(29.06)	1:46.37 (3)	(29.15)	2:15.76 (3)	(29.39)	5:10.78 (2)	(29.33)	5:40.21 (3)	(29.43)
4	I	WENGER Livio					SUI		6:27.01				18		
		19.24 (13)	(19.24)	49.07 (17)	(29.83)	1:19.09 (16)	(30.02)	1:49.22 (15)	(30.13)	2:20.15 (19)	(30.93)	5:23.70 (17)	(31.73)	5:55.22 (18)	(31.52)
	O	CEPURAN Ethan					USA		6:25.97				17		
		19.94 (20)	(19.94)	49.89 (20)	(29.95)	1:19.80 (20)	(29.91)	1:50.27 (20)	(30.47)	2:20.67 (20)	(30.40)	5:24.25 (18)	(31.35)	5:55.11 (17)	(30.86)
5	I	GIOVANNINI Andrea					ITA		6:30.11				20		
		19.08 (5)	(19.08)	48.44 (9)	(29.36)	1:18.89 (15)	(30.45)	1:49.44 (18)	(30.55)	2:19.82 (17)	(30.38)	5:25.85 (20)	(31.58)	5:57.67 (20)	(31.82)
	O	ROEST Patrick					NED		6:09.31		*OR		2		
		18.86 (1)	(18.86)	47.29 (1)	(28.43)	1:16.44 (1)	(29.15)	1:45.56 (2)	(29.12)	2:14.50 (1)	(28.94)	5:09.17 (1)	(29.33)	5:38.88 (1)	(29.71)



Distance Analysis in Pairs
每组分段成绩分析 / Analyses des distances par paire

Pair	Lane	Name						NOC Code		Time		Note		Rank			
		Split Time (Rank)	Lap Time	Split Time (Rank)	Lap Time	Split Time (Rank)	Lap Time	Split Time (Rank)	Lap Time	Split Time (Rank)	Lap Time	Split Time (Rank)	Lap Time				
6	I	BERGSMA Jorrit						NED		6:13.18				5			
		19.18 (11)	(19.18)	48.70 (12)	(29.52)	1:18.25 (11)	(29.55)	1:47.67 (11)	(29.42)	2:16.87 (10)	(29.20)	2:46.01 (9)	(29.14)	3:15.21 (8)	(29.20)	3:44.54 (7)	(29.33)
		5:12.75 (5)	(29.55)	5:42.66 (5)	(29.91)	6:13.18 (5)	(30.52)	4:13.72 (6)	(29.18)	4:43.20 (5)	(29.48)						
O		ICHINOHE Seitaro						JPN		6:19.81				12			
		19.37 (16)	(19.37)	48.95 (15)	(29.58)	1:18.58 (12)	(29.63)	1:48.18 (12)	(29.60)	2:17.48 (12)	(29.30)	2:46.78 (12)	(29.30)	3:16.48 (12)	(29.70)	3:46.24 (12)	(29.76)
		5:17.05 (11)	(30.87)	5:48.71 (11)	(31.66)	6:19.81 (12)	(31.10)	4:16.04 (11)	(29.80)	4:46.18 (11)	(30.14)						
7	I	BECKERT Patrick						GER		6:19.58				11			
		19.72 (19)	(19.72)	49.33 (19)	(29.61)	1:19.14 (18)	(29.81)	1:49.23 (16)	(30.09)	2:19.33 (15)	(30.10)	2:49.41 (15)	(30.08)	3:19.55 (16)	(30.14)	3:49.97 (16)	(30.42)
		5:20.26 (16)	(30.07)	5:49.97 (14)	(29.71)	6:19.58 (11)	(29.61)	4:20.05 (16)	(30.08)	4:50.19 (16)	(30.14)						
O		MALFATTI Michele						ITA		6:21.47				15			
		19.33 (15)	(19.33)	48.75 (14)	(29.42)	1:18.86 (14)	(30.11)	1:48.44 (13)	(29.58)	2:18.20 (13)	(29.76)	2:48.17 (13)	(29.97)	3:18.41 (13)	(30.24)	3:48.78 (14)	(30.37)
		5:20.20 (15)	(30.50)	5:50.56 (16)	(30.36)	6:21.47 (15)	(30.91)	4:19.39 (15)	(30.61)	4:49.70 (15)	(30.31)						
8	I	RUMYANTSEV Alexander						ROC		6:15.02				6			
		19.15 (9)	(19.15)	48.26 (7)	(29.11)	1:17.50 (6)	(29.24)	1:47.25 (10)	(29.75)	2:16.99 (11)	(29.74)	2:46.51 (11)	(29.52)	3:16.10 (11)	(29.59)	3:45.89 (10)	(29.79)
		5:14.79 (7)	(29.68)	5:44.76 (6)	(29.97)	6:15.02 (6)	(30.26)	4:15.54 (10)	(29.65)	4:45.11 (10)	(29.57)						
O		GHIOTTO Davide						ITA		6:16.92				8			
		19.14 (8)	(19.14)	48.05 (4)	(28.91)	1:17.51 (7)	(29.46)	1:46.59 (5)	(29.08)	2:16.22 (7)	(29.63)	2:45.68 (7)	(29.46)	3:15.15 (7)	(29.47)	3:45.03 (8)	(29.88)
		5:15.11 (9)	(30.26)	5:45.77 (8)	(30.66)	6:16.92 (8)	(31.15)	4:14.92 (9)	(29.89)	4:44.85 (9)	(29.93)						
9	I	ZAKHAROV Ruslan						ROC		6:21.00				14			
		19.11 (7)	(19.11)	48.59 (10)	(29.48)	1:17.91 (10)	(29.32)	1:47.10 (9)	(29.19)	2:16.60 (9)	(29.50)	2:46.26 (10)	(29.66)	3:16.00 (10)	(29.74)	3:46.07 (11)	(30.07)
		5:17.75 (12)	(30.88)	5:49.14 (13)	(31.39)	6:21.00 (14)	(31.86)	4:16.27 (12)	(30.20)	4:46.87 (12)	(30.60)						
O		BLOEMEN Ted-Jan						CAN		6:19.11				10			
		18.88 (2)	(18.88)	47.88 (3)	(29.00)	1:16.68 (2)	(28.80)	1:45.46 (1)	(28.78)	2:14.59 (2)	(29.13)	2:43.94 (2)	(29.35)	3:13.76 (2)	(29.82)	3:43.43 (4)	(29.67)
		5:15.26 (10)	(31.52)	5:47.07 (10)	(31.81)	6:19.11 (10)	(32.04)	4:13.11 (5)	(29.68)	4:43.74 (6)	(30.63)						
10	I	van der POEL Nils						SWE		6:08.84		OR		1			
		19.61 (17)	(19.61)	48.71 (13)	(29.10)	1:17.72 (8)	(29.01)	1:46.98 (7)	(29.26)	2:15.94 (5)	(28.96)	2:44.94 (4)	(29.00)	3:13.94 (3)	(29.00)	3:43.27 (3)	(29.33)
		5:10.86 (3)	(28.98)	5:39.87 (2)	(29.01)	6:08.84 (1)	(28.97)	4:12.56 (3)	(29.29)	4:41.88 (4)	(29.32)						
O		SWINGS Bart						BEL		6:16.90				7			
		19.23 (12)	(19.23)	48.25 (6)	(29.02)	1:17.46 (5)	(29.21)	1:46.58 (4)	(29.12)	2:15.79 (4)	(29.21)	2:44.97 (5)	(29.18)	3:14.35 (5)	(29.38)	3:44.03 (6)	(29.68)
		5:14.93 (8)	(30.60)	5:45.89 (9)	(30.96)	6:16.90 (7)	(31.01)	4:14.02 (7)	(29.99)	4:44.33 (7)	(30.31)						

Legend:

* Marks a record as of the time recorded, that was later surpassed

I Inner lane

O Outer lane

OR Olympic Record

WR World Record

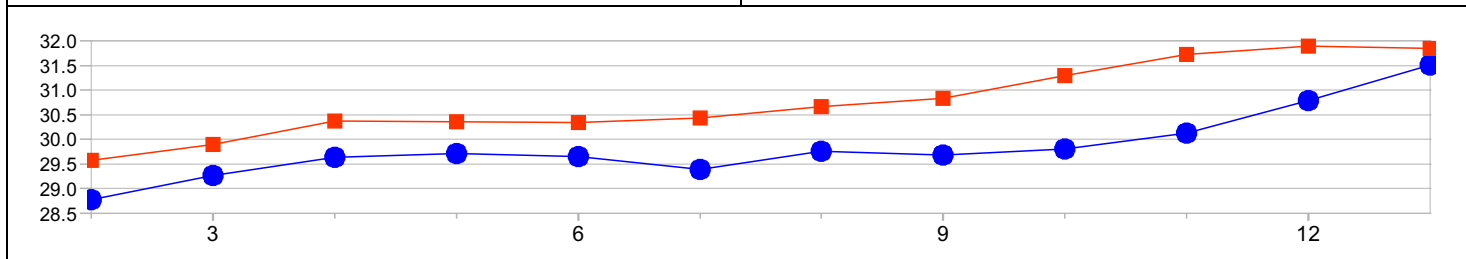


Distance Analysis - Graphical

分段成绩分析 - 图解 / Analyses graphiques des distances

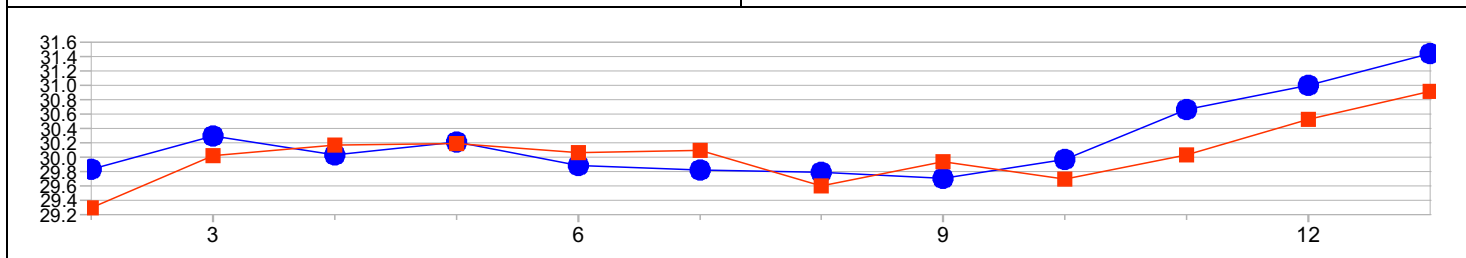
Pair 1

Inner (Blue) KRAMER Sven 6:17.04 (9)	(NED) Average: 29.84 31.51 - 28.77 = 2.74	Outer (Red) THORUP Viktor Hald 6:28.87 (19)	(DEN) Average: 30.77 31.90 - 29.57 = 2.33
--	--	---	--



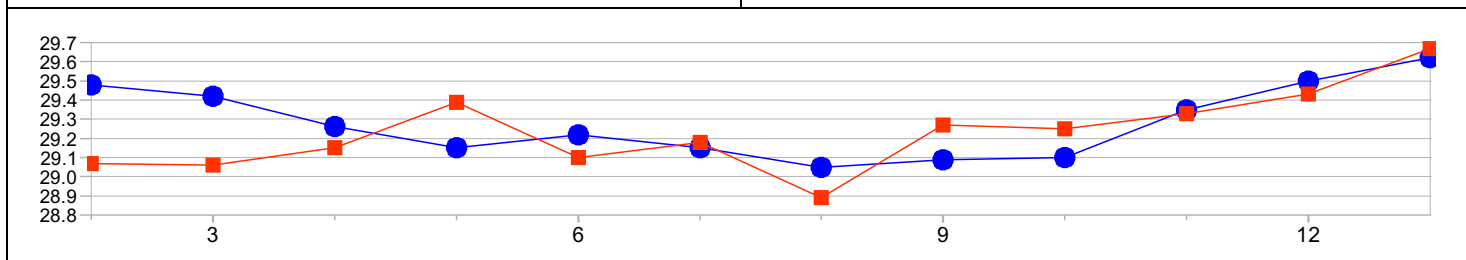
Pair 2

Inner (Blue) LEHMAN Emery 6:21.80 (16)	(USA) Average: 30.22 31.44 - 29.71 = 1.73	Outer (Red) RIJHNEN Felix 6:19.86 (13)	(GER) Average: 30.05 30.92 - 29.29 = 1.63
--	--	--	--



Pair 3

Inner (Blue) TROFIMOV Sergei 6:10.27 (4)	(ROC) Average: 29.28 29.62 - 29.05 = 0.57	Outer (Red) ENGBRAATEN Hallgeir 6:09.88 (3)	(NOR) Average: 29.23 29.67 - 28.89 = 0.78
--	--	---	--



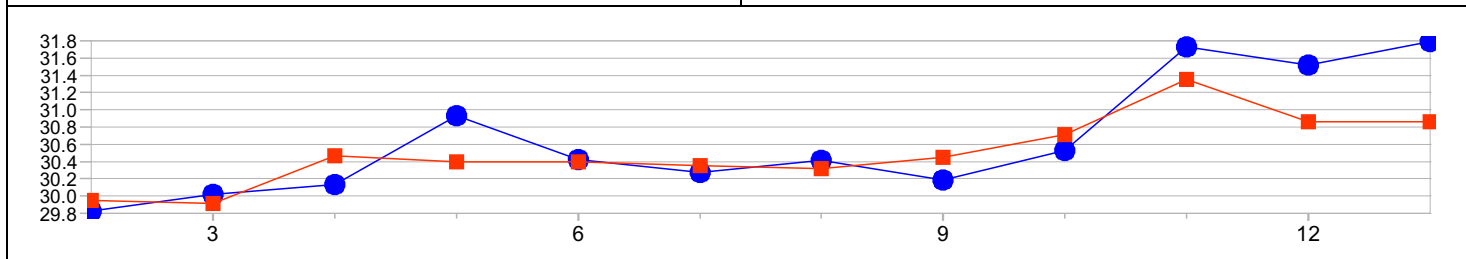


Distance Analysis - Graphical

分段成绩分析 - 图解 / Analyses graphiques des distances

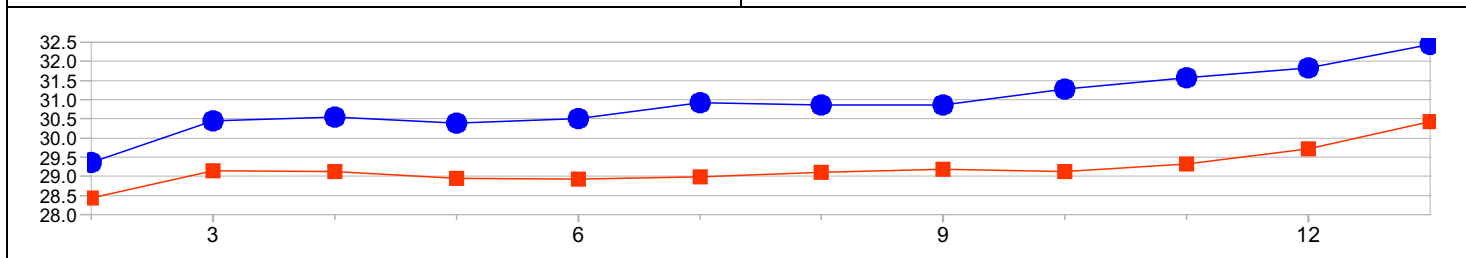
Pair 4

Inner (Blue) WENGER Livio 6:27.01 (18)	(SUI) Average: 30.65 31.79 - 29.83 = 1.96	Outer (Red) CEPURAN Ethan 6:25.97 (17)	(USA) Average: 30.50 31.35 - 29.91 = 1.44
--	--	--	--



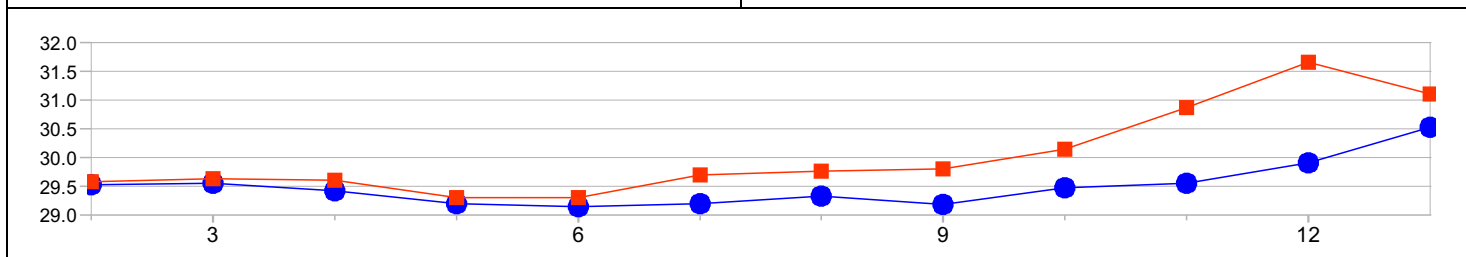
Pair 5

Inner (Blue) GIOVANNINI Andrea 6:30.11 (20)	(ITA) Average: 30.92 32.44 - 29.36 = 3.08	Outer (Red) ROEST Patrick 6:09.31 (2)	(NED) Average: 29.20 30.43 - 28.43 = 2.00
---	--	---	--



Pair 6

Inner (Blue) BERGSMA Jorrit 6:13.18 (5)	(NED) Average: 29.50 30.52 - 29.14 = 1.38	Outer (Red) ICHINOHE Seitaro 6:19.81 (12)	(JPN) Average: 30.04 31.66 - 29.30 = 2.36
---	--	---	--

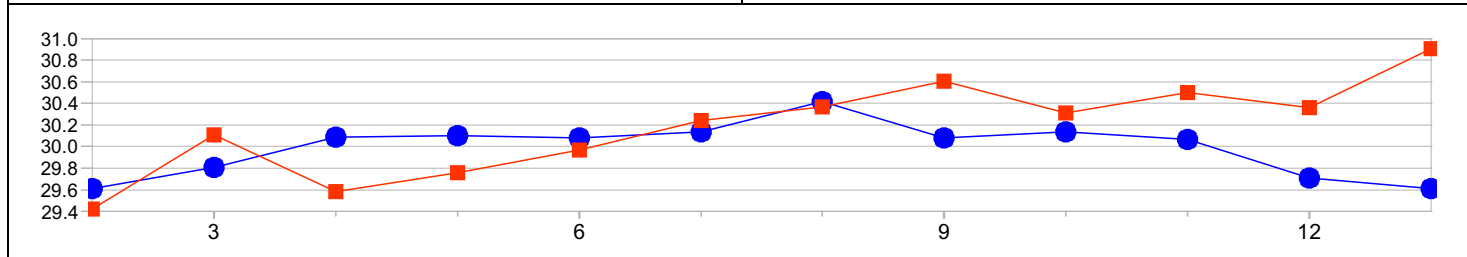




Distance Analysis - Graphical
 分段成绩分析 - 图解 / Analyses graphiques des distances

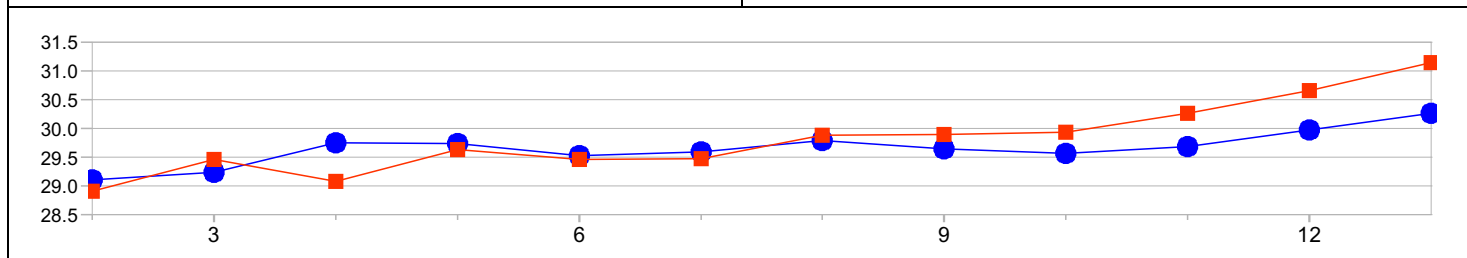
Pair 7

Inner (Blue) BECKERT Patrick 6:19.58 (11)	(GER) Average: 29.99 30.42 - 29.61 = 0.81	Outer (Red) MALFATTI Michele 6:21.47 (15)	(ITA) Average: 30.18 30.91 - 29.42 = 1.49
--	---	--	---



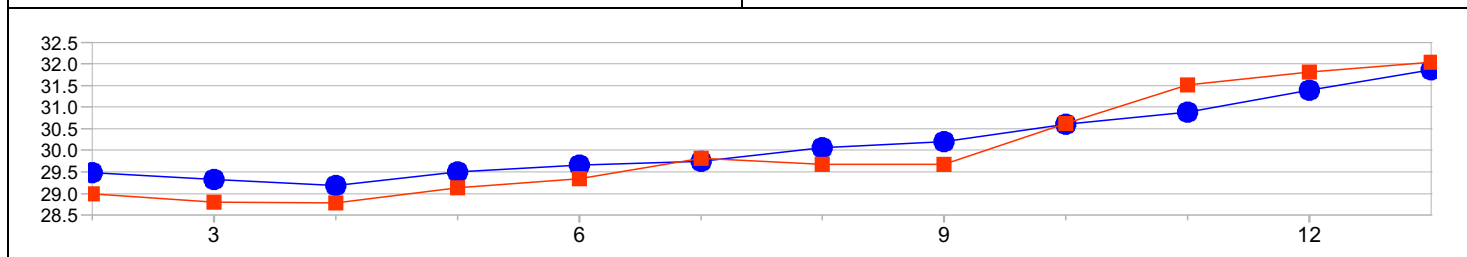
Pair 8

Inner (Blue) RUMYANTSEV Alexander 6:15.02 (6)	(ROC) Average: 29.66 30.26 - 29.11 = 1.15	Outer (Red) GHIOTTO Davide 6:16.92 (8)	(ITA) Average: 29.82 31.15 - 28.91 = 2.24
--	---	---	---



Pair 9

Inner (Blue) ZAKHAROV Ruslan 6:21.00 (14)	(ROC) Average: 30.16 31.86 - 29.19 = 2.67	Outer (Red) BLOEMEN Ted-Jan 6:19.11 (10)	(CAN) Average: 30.02 32.04 - 28.78 = 3.26
--	---	---	---

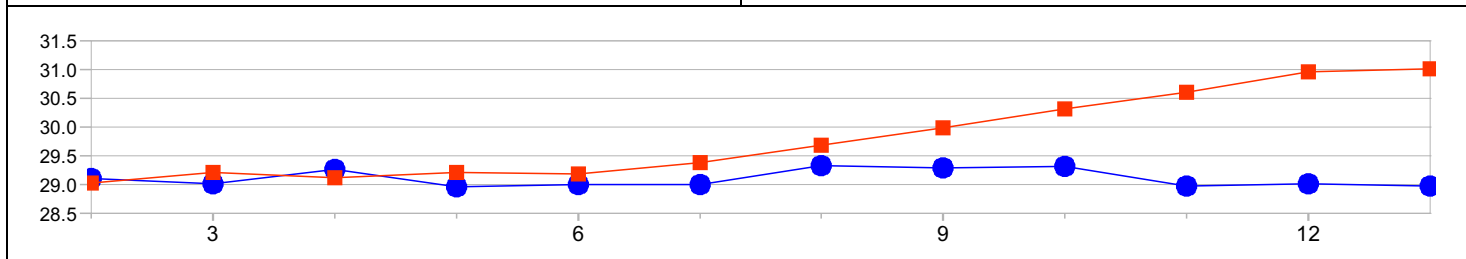




Distance Analysis - Graphical
 分段成绩分析 - 图解 / Analyses graphiques des distances

Pair 10

Inner (Blue) van der POEL Nils 6:08.84 (1)	(SWE) Average: 29.10 29.33 - 28.96 = 0.37	Outer (Red) SWINGS Bart 6:16.90 (7)	(BEL) Average: 29.81 31.01 - 29.02 = 1.99
--	---	---	---





Ice and Climatic Conditions
 冰面和气候条件 / Conditions de glace et climatique

	Session 1	
	Start	End
Time	16:28	17:09
Pair Number	1	5
Air Temperature	16.4°C / 62°F	13.4°C / 56°F
Ice Temperature	-10.9°C / 12°F	-10.8°C / 13°F
Humidity	21 %	24 %
Air Pressure	1,024 hPa	1,024 hPa

	Session 2	
	Start	End
Time	17:32	18:12
Pair Number	6	10
Air Temperature	15.6°C / 60°F	13.6°C / 56°F
Ice Temperature	-10.7°C / 13°F	-10.7°C / 13°F
Humidity	28 %	24 %
Air Pressure	1,024 hPa	1,024 hPa



Start List
 出发顺序 / Liste de départ

WR	12:32.95	van der POEL Nils (SWE)	14 FEB 2021	Heerenveen (NED)
OR	12:39.77	BLOEMEN Ted Jan (CAN)	15 FEB 2018	PyeongChang (KOR)

Pair	Lane	Name	NOC Code
1	I	MICHAEL Peter	NZL
	O	FISH Graeme	CAN
2	I	MALFATTI Michele	ITA
	O	ROEST Patrick	NED
3	I	TSUCHIYA Ryosuke	JPN
	O	BECKERT Patrick	GER
*** ICE PREPARATION ***			
4	I	RUMYANTSEV Alexander	ROC
	O	BERGSMA Jorrit	NED
5	I	van der POEL Nils	SWE
	O	GHIOTTO Davide	ITA
6	I	BLOEMEN Ted-Jan	CAN
	O	SWINGS Bart	BEL

Legend:

I	Inner lane	O	Outer lane	OR	Olympic Record
WR	World Record				



Results
成绩 / Résultats

WR	12:32.95	van der POEL Nils (SWE)	14 FEB 2021	Heerenveen (NED)
OR	12:39.77	BLOEMEN Ted Jan (CAN)	15 FEB 2018	PyeongChang (KOR)

ISU Officials:				
Referee	HEIDEMAN Hanjo (NED)			
Assistant Referee	NOZAKI Chiharu (JPN)			
Starter	MITROFANOVA Yulia (RUS)			

Rank	Name	NOC Code	Pair	Lane	Time	Gap	Note
1	van der POEL Nils	SWE	5	I	12:30.74	0.00	WR
2	ROEST Patrick	NED	2	O	12:44.59	13.85	
3	GHIOTTO Davide	ITA	5	O	12:45.98	15.24	
4	BERGSMA Jorrit	NED	4	O	12:48.94	18.20	
5	RUMYANTSEV Alexander	ROC	4	I	12:51.33	20.59	
6	FISH Graeme	CAN	1	O	12:58.80	28.06	
7	BECKERT Patrick	GER	3	O	13:01.23	30.49	
8	BLOEMEN Ted-Jan	CAN	6	I	13:01.39	30.65	
9	MALFATTI Michele	ITA	2	I	13:01.42	30.68	
10	SWINGS Bart	BEL	6	O	13:02.43	31.69	
11	TSUCHIYA Ryosuke	JPN	3	I	13:02.49	31.75	
12	MICHAEL Peter	NZL	1	I	13:33.53	1:02.79	

Referee:	HEIDEMAN Hanjo (NED)
----------	-----------------------------

Legend:				
I	Inner lane	O	Outer lane	OR
WR	World Record			Olympic Record



Medallists
获奖运动员 / Médaillé(e)s

Medal	Name	NOC
GOLD	van der POEL Nils	SWE - Sweden
SILVER	ROEST Patrick	NED - Netherlands
BRONZE	GHIOTTO Davide	ITA - Italy



Distance Analysis in Pairs 每组分段成绩分析 / Analyses des distances par paire

WR	12:32.95	van der POEL Nils (SWE)	14 FEB 2021	Heerenveen (NED)	
OR	12:39.77	BLOEMEN Ted Jan (CAN)	15 FEB 2018	PyeongChang (KOR)	
WR:	400m 34.64 (34.64)	800m 1:04.62 (29.98)	1200m 1:34.73 (30.11)	1600m 2:04.85 (30.12)	2000m 2:34.70 (29.85)
OR:	34.01 (34.01)	1:04.04 (30.03)	1:34.19 (30.15)	2:04.61 (30.42)	2:34.83 (30.22)
WR:	2400m 3:04.84 (30.14)	2800m 3:34.84 (30.00)	3200m 4:04.83 (29.99)	3600m 4:34.68 (29.85)	4000m 5:04.80 (30.12)
OR:	3:05.21 (30.38)	3:35.44 (30.23)	4:05.83 (30.39)	4:36.16 (30.33)	5:06.56 (30.40)
WR:	4400m 5:34.80 (30.00)	4800m 6:04.79 (29.99)	5200m 6:34.57 (29.78)	5600m 7:04.46 (29.89)	6000m 7:34.33 (29.87)
OR:	5:36.92 (30.36)	6:07.48 (30.56)	6:37.83 (30.35)	7:08.15 (30.32)	7:38.39 (30.24)
WR:	6400m 8:04.34 (30.01)	6800m 8:34.24 (29.90)	7200m 9:04.09 (29.85)	7600m 9:33.82 (29.73)	8000m 10:03.91 (30.09)
OR:	8:08.68 (30.29)	8:39.08 (30.40)	9:09.22 (30.14)	9:39.43 (30.21)	10:09.73 (30.30)
WR:	8400m 10:33.93 (30.02)	8800m 11:03.98 (30.05)	9200m 11:33.66 (29.68)	9600m 12:03.34 (29.68)	Finish 12:32.95 (29.61)
OR:	10:40.08 (30.35)	11:10.01 (29.93)	11:39.87 (29.86)	12:09.96 (30.09)	12:39.77 (29.81)

Pair	Lane	Name					NOC Code		Time		Note		Rank	
		Split Time (Rank)	Lap Time	Split Time (Rank)	Lap Time	Split Time (Rank)	Lap Time	Split Time (Rank)	Lap Time	Split Time (Rank)	Lap Time			
1	I	MICHAEL Peter					NZL		13:33.53				12	
		34.61 (2)	(34.61)	1:04.86 (3)	(30.25)	1:35.85 (4)	(30.99)	2:06.76 (5)	(30.91)	2:37.74 (5)	(30.98)			
		3:09.10 (6)	(31.36)	3:41.06 (8)	(31.96)	4:12.91 (10)	(31.85)	4:45.10 (12)	(32.19)	5:17.06 (12)	(31.96)			
		5:49.75 (12)	(32.69)	6:22.55 (12)	(32.80)	6:56.00 (12)	(33.45)	7:29.25 (12)	(33.25)	8:02.52 (12)	(33.27)			
		8:35.91 (12)	(33.39)	9:09.81 (12)	(33.90)	9:43.56 (12)	(33.75)	10:17.52 (12)	(33.96)	10:51.34 (12)	(33.82)			
	11:24.53 (12)	(33.19)	11:56.85 (12)	(32.32)	12:29.38 (12)	(32.53)	13:01.57 (12)	(32.19)	13:33.53 (12)	(31.96)				
	O	FISH Graeme					CAN		12:58.80				6	
		35.04 (6)	(35.04)	1:05.07 (4)	(30.03)	1:35.41 (3)	(30.34)	2:06.24 (4)	(30.83)	2:37.00 (4)	(30.76)			
		3:07.84 (4)	(30.84)	3:38.73 (4)	(30.89)	4:09.84 (4)	(31.11)	4:40.82 (4)	(30.98)	5:11.73 (4)	(30.91)			
		5:42.65 (5)	(30.92)	6:13.54 (5)	(30.89)	6:44.37 (5)	(30.83)	7:15.21 (6)	(30.84)	7:46.04 (7)	(30.83)			
8:16.88 (6)		(30.84)	8:47.69 (6)	(30.81)	9:18.67 (6)	(30.98)	9:49.63 (6)	(30.96)	10:20.73 (6)	(31.10)				
10:51.97 (6)	(31.24)	11:23.31 (6)	(31.34)	11:54.92 (6)	(31.61)	12:26.79 (6)	(31.87)	12:58.80 (6)	(32.01)					
2	I	MALFATTI Michele					ITA		13:01.42				9	
		35.11 (7)	(35.11)	1:06.15 (10)	(31.04)	1:37.43 (12)	(31.28)	2:08.45 (11)	(31.02)	2:39.84 (12)	(31.39)			
		3:10.83 (12)	(30.99)	3:41.84 (11)	(31.01)	4:12.80 (9)	(30.96)	4:43.55 (8)	(30.75)	5:14.29 (8)	(30.74)			
		5:45.00 (8)	(30.71)	6:15.89 (8)	(30.89)	6:46.98 (8)	(31.09)	7:17.96 (8)	(30.98)	7:49.13 (8)	(31.17)			
		8:20.24 (8)	(31.11)	8:51.44 (8)	(31.20)	9:22.65 (8)	(31.21)	9:53.89 (8)	(31.24)	10:25.23 (7)	(31.34)			
	10:56.51 (7)	(31.28)	11:27.81 (7)	(31.30)	11:59.04 (7)	(31.23)	12:30.28 (7)	(31.24)	13:01.42 (9)	(31.14)				
	O	ROEST Patrick					NED		12:44.59				2	
		35.25 (9)	(35.25)	1:06.10 (9)	(30.85)	1:37.31 (10)	(31.21)	2:08.51 (12)	(31.20)	2:39.29 (10)	(30.78)			
		3:10.27 (9)	(30.98)	3:41.03 (7)	(30.76)	4:11.77 (7)	(30.74)	4:42.44 (6)	(30.67)	5:13.24 (7)	(30.80)			
		5:43.80 (7)	(30.56)	6:14.41 (7)	(30.61)	6:44.59 (6)	(30.18)	7:14.80 (4)	(30.21)	7:44.80 (4)	(30.00)			
8:14.74 (3)		(29.94)	8:44.52 (3)	(29.78)	9:14.32 (3)	(29.80)	9:44.17 (3)	(29.85)	10:14.01 (3)	(29.84)				
10:43.99 (3)	(29.98)	11:13.89 (3)	(29.90)	11:44.08 (3)	(30.19)	12:14.37 (3)	(30.29)	12:44.59 (2)	(30.22)					
3	I	TSUCHIYA Ryosuke					JPN		13:02.49				11	
		35.32 (10)	(35.32)	1:05.82 (6)	(30.50)	1:36.83 (8)	(31.01)	2:07.77 (7)	(30.94)	2:39.14 (9)	(31.37)			
		3:10.15 (8)	(31.01)	3:41.45 (9)	(31.30)	4:12.57 (8)	(31.12)	4:44.07 (9)	(31.50)	5:15.31 (9)	(31.24)			
		5:46.69 (9)	(31.38)	6:17.80 (9)	(31.11)	6:49.44 (11)	(31.64)	7:20.87 (10)	(31.43)	7:52.42 (11)	(31.55)			
		8:23.64 (11)	(31.22)	8:55.15 (11)	(31.51)	9:26.19 (10)	(31.04)	9:57.36 (10)	(31.17)	10:28.31 (10)	(30.95)			
	10:59.45 (10)	(31.14)	11:30.17 (9)	(30.72)	12:00.81 (8)	(30.64)	12:31.43 (10)	(30.62)	13:02.49 (11)	(31.06)				
	O	BECKERT Patrick					GER		13:01.23				7	
		35.64 (12)	(35.64)	1:06.02 (8)	(30.38)	1:36.78 (7)	(30.76)	2:07.80 (8)	(31.02)	2:39.01 (7)	(31.21)			
		3:10.43 (11)	(31.42)	3:41.61 (10)	(31.18)	4:12.96 (11)	(31.35)	4:44.15 (10)	(31.19)	5:15.52 (10)	(31.37)			
		5:46.75 (10)	(31.23)	6:18.09 (10)	(31.34)	6:49.41 (10)	(31.32)	7:20.96 (11)	(31.55)	7:52.31 (10)	(31.35)			
8:23.61 (10)		(31.30)	8:54.94 (10)	(31.33)	9:26.35 (11)	(31.41)	9:57.51 (11)	(31.16)	10:28.61 (11)	(31.10)				
10:59.48 (11)	(30.87)	11:30.34 (10)	(30.86)	12:01.01 (10)	(30.67)	12:31.14 (8)	(30.13)	13:01.23 (7)	(30.09)					



Distance Analysis in Pairs
 每组分段成绩分析 / Analyses des distances par paire

Pair	Lane	Name					NOC Code		Time		Note		Rank																																					
		Split Time (Rank)	Lap Time	Split Time (Rank)	Lap Time	Split Time (Rank)	Lap Time	Split Time (Rank)	Lap Time	Split Time (Rank)	Lap Time	Split Time (Rank)	Lap Time																																					
4	I	RUMYANTSEV Alexander					ROC		12:51.33				5																																					
		35.36 (11)	(35.36)	1:06.48 (12)	(31.12)	1:37.38 (11)	(30.90)	2:08.25 (10)	(30.87)	2:39.33 (11)	(31.08)	3:10.10 (7)	(30.77)	3:40.91 (6)	(30.81)	4:11.70 (6)	(30.79)	4:42.48 (7)	(30.78)	5:13.10 (6)	(30.62)	5:43.65 (6)	(30.55)	6:14.22 (6)	(30.57)	6:44.65 (7)	(30.43)	7:15.27 (7)	(30.62)	7:46.03 (6)	(30.76)	8:16.47 (5)	(30.44)	8:47.02 (5)	(30.55)	9:17.33 (5)	(30.31)	9:47.75 (5)	(30.42)	10:18.05 (5)	(30.30)	10:48.46 (5)	(30.41)	11:18.74 (5)	(30.28)	11:49.17 (5)	(30.43)	12:19.83 (5)	(30.66)	12:51.33 (5)
	O	BERGSMA Jorrit					NED		12:48.94				4																																					
		34.92 (4)	(34.92)	1:05.98 (7)	(31.06)	1:36.67 (6)	(30.69)	2:07.48 (6)	(30.81)	2:38.16 (6)	(30.68)	3:08.87 (5)	(30.71)	3:39.61 (5)	(30.74)	4:10.39 (5)	(30.78)	4:41.07 (5)	(30.68)	5:11.76 (5)	(30.69)	5:42.45 (4)	(30.69)	6:13.16 (4)	(30.71)	6:43.76 (4)	(30.60)	7:14.25 (3)	(30.49)	7:44.76 (3)	(30.51)	8:15.19 (4)	(30.43)	8:45.67 (4)	(30.48)	9:16.21 (4)	(30.54)	9:46.52 (4)	(30.31)	10:16.82 (4)	(30.30)	10:46.86 (4)	(30.04)	11:16.99 (4)	(30.13)	11:46.95 (4)	(29.96)	12:17.37 (4)	(30.42)	12:48.94 (4)
5	I	van der POEL Nils					SWE		12:30.74		WR		1																																					
		34.81 (3)	(34.81)	1:04.41 (1)	(29.60)	1:34.79 (1)	(30.38)	2:04.89 (1)	(30.10)	2:35.15 (1)	(30.26)	3:05.25 (1)	(30.10)	3:35.29 (1)	(30.04)	4:05.29 (1)	(30.00)	4:35.40 (1)	(30.11)	5:05.42 (1)	(30.02)	5:35.52 (1)	(30.10)	6:05.42 (1)	(29.90)	6:35.48 (1)	(30.06)	7:05.43 (1)	(29.95)	7:35.42 (1)	(29.99)	8:05.29 (1)	(29.87)	8:35.12 (1)	(29.83)	9:05.00 (1)	(29.88)	9:34.76 (1)	(29.76)	10:04.40 (1)	(29.64)	10:34.26 (1)	(29.86)	11:03.77 (1)	(29.51)	11:33.23 (1)	(29.46)	12:02.14 (1)	(28.91)	12:30.74 (1)
	O	GHIOTTO Davide					ITA		12:45.98				3																																					
		34.35 (1)	(34.35)	1:04.69 (2)	(30.34)	1:34.84 (2)	(30.15)	2:05.52 (2)	(30.68)	2:35.96 (2)	(30.44)	3:06.76 (2)	(30.80)	3:37.11 (2)	(30.35)	4:07.68 (2)	(30.57)	4:38.55 (2)	(30.87)	5:08.99 (2)	(30.44)	5:39.39 (2)	(30.40)	6:09.82 (2)	(30.43)	6:40.04 (2)	(30.22)	7:10.34 (2)	(30.30)	7:40.50 (2)	(30.16)	8:10.64 (2)	(30.14)	8:40.86 (2)	(30.22)	9:11.08 (2)	(30.22)	9:41.39 (2)	(30.31)	10:11.70 (2)	(30.31)	10:41.92 (2)	(30.22)	11:12.27 (2)	(30.35)	11:43.17 (2)	(30.90)	12:14.28 (2)	(31.11)	12:45.98 (3)
6	I	BLOEMEN Ted-Jan					CAN		13:01.39				8																																					
		35.12 (8)	(35.12)	1:05.45 (5)	(30.33)	1:35.90 (5)	(30.45)	2:06.23 (3)	(30.33)	2:36.82 (3)	(30.59)	3:07.51 (3)	(30.69)	3:38.13 (3)	(30.62)	4:08.77 (3)	(30.64)	4:39.59 (3)	(30.82)	5:10.55 (3)	(30.96)	5:41.66 (3)	(31.11)	6:12.35 (3)	(30.69)	6:43.48 (3)	(31.13)	7:14.92 (5)	(31.44)	7:45.68 (5)	(30.76)	8:17.08 (7)	(31.40)	8:49.00 (7)	(31.92)	9:21.07 (7)	(32.07)	9:53.60 (7)	(32.53)	10:26.09 (8)	(32.49)	10:59.29 (9)	(33.20)	11:30.35 (11)	(31.06)	12:01.17 (11)	(30.82)	12:31.15 (9)	(29.98)	13:01.39 (8)
	O	SWINGS Bart					BEL		13:02.43				10																																					
		34.96 (5)	(34.96)	1:06.17 (11)	(31.21)	1:36.94 (9)	(30.77)	2:08.05 (9)	(31.11)	2:39.02 (8)	(30.97)	3:10.40 (10)	(31.38)	3:41.85 (12)	(31.45)	4:13.21 (12)	(31.36)	4:44.54 (11)	(31.33)	5:15.81 (11)	(31.27)	5:47.03 (11)	(31.22)	6:18.18 (11)	(31.15)	6:49.31 (9)	(31.13)	7:20.47 (9)	(31.16)	7:51.60 (9)	(31.13)	8:22.74 (9)	(31.14)	8:53.99 (9)	(31.25)	9:25.08 (9)	(31.09)	9:56.12 (9)	(31.04)	10:27.18 (9)	(31.06)	10:58.50 (8)	(31.32)	11:29.88 (8)	(31.38)	12:00.99 (9)	(31.11)	12:31.88 (11)	(30.89)	13:02.43 (10)

Legend:

I Inner lane O Outer lane OR Olympic Record
 WR World Record

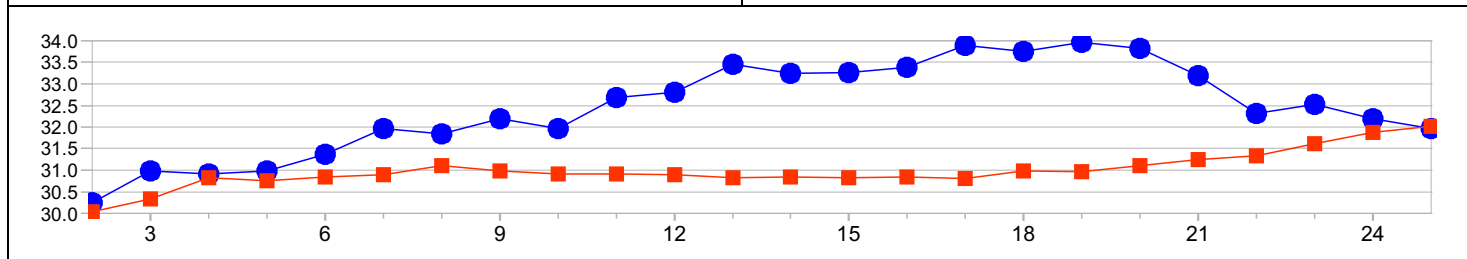


Distance Analysis - Graphical

分段成绩分析 - 图解 / Analyses graphiques des distances

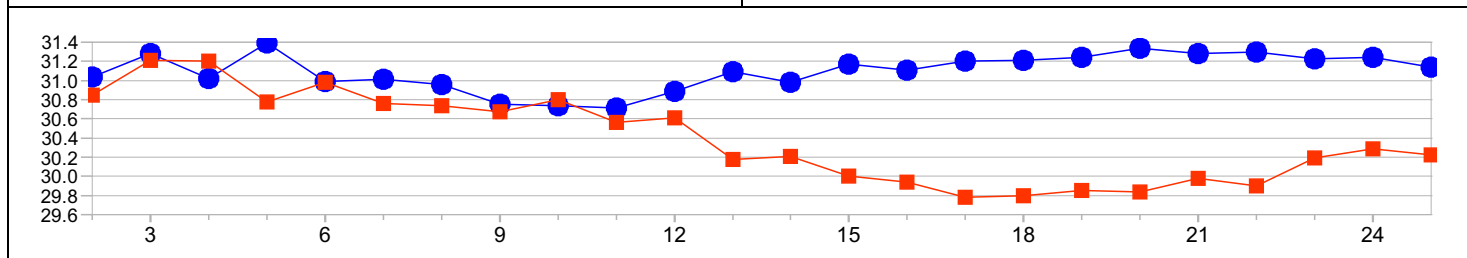
Pair 1

Inner (Blue) MICHAEL Peter 13:33.53 (12)	(NZL) Average: 32.46 33.96 - 30.25 = 3.71	Outer (Red) FISH Graeme 12:58.80 (6)	(CAN) Average: 30.99 32.01 - 30.03 = 1.98
--	---	--	---



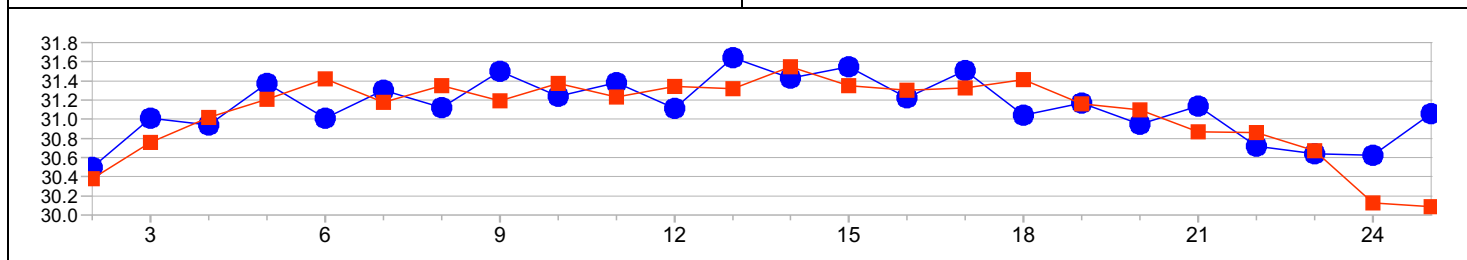
Pair 2

Inner (Blue) MALFATTI Michele 13:01.42 (9)	(ITA) Average: 31.10 31.39 - 30.71 = 0.68	Outer (Red) ROEST Patrick 12:44.59 (2)	(NED) Average: 30.39 31.21 - 29.78 = 1.43
--	---	--	---



Pair 3

Inner (Blue) TSUCHIYA Ryosuke 13:02.49 (11)	(JPN) Average: 31.13 31.64 - 30.50 = 1.14	Outer (Red) BECKERT Patrick 13:01.23 (7)	(GER) Average: 31.07 31.55 - 30.09 = 1.46
---	---	--	---



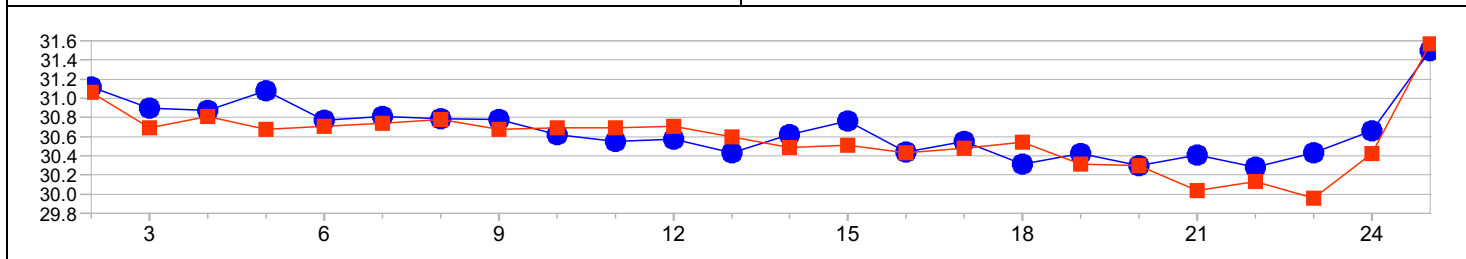


Distance Analysis - Graphical

分段成绩分析 - 图解 / Analyses graphiques des distances

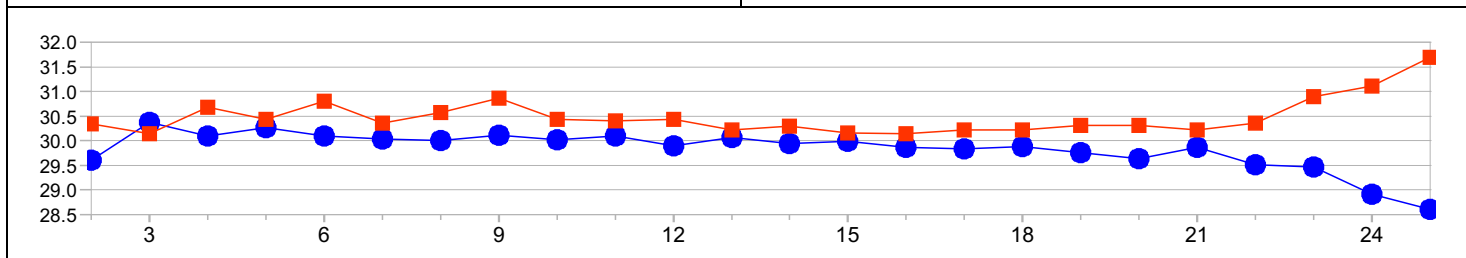
Pair 4

Inner (Blue) RUMYANTSEV Alexander 12:51.33 (5)	(ROC) Average: 30.67 31.50 - 30.28 = 1.22	Outer (Red) BERGSMA Jorrit 12:48.94 (4)	(NED) Average: 30.58 31.57 - 29.96 = 1.61
--	---	---	---



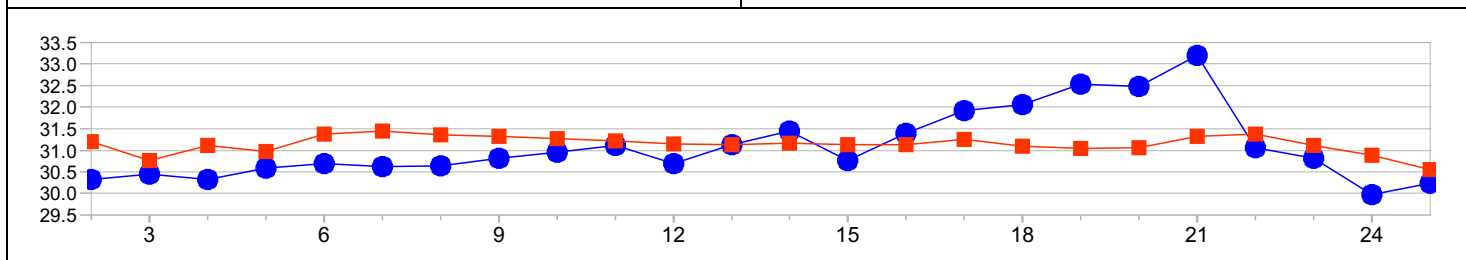
Pair 5

Inner (Blue) van der POEL Nils 12:30.74 (1)	(SWE) Average: 29.83 30.38 - 28.60 = 1.78	Outer (Red) GHIOTTO Davide 12:45.98 (3)	(ITA) Average: 30.48 31.70 - 30.14 = 1.56
---	---	---	---



Pair 6

Inner (Blue) BLOEMEN Ted-Jan 13:01.39 (8)	(CAN) Average: 31.09 33.20 - 29.98 = 3.22	Outer (Red) SWINGS Bart 13:02.43 (10)	(BEL) Average: 31.14 31.45 - 30.55 = 0.90
---	---	---	---





Ice and Climatic Conditions
冰面和气候条件 / Conditions de glace et climatique

	Session 1	
	Start	End
Time	15:54	16:44
Pair Number	1	3
Air Temperature	18.8°C / 66°F	18.2°C / 65°F
Ice Temperature	-10.9°C / 12°F	-11.1°C / 12°F
Humidity	23 %	23 %
Air Pressure	1,020 hPa	1,020 hPa

	Session 2	
	Start	End
Time	17:06	17:51
Pair Number	4	6
Air Temperature	18.6°C / 65°F	18.0°C / 64°F
Ice Temperature	-11.0°C / 12°F	-11.0°C / 12°F
Humidity	23 %	23 %
Air Pressure	1,020 hPa	1,020 hPa



Medallists
获奖运动员 / Médaillé(e)s

Medal	Name	NOC
GOLD	SWINGS Bart	BEL - Belgium
SILVER	CHUNG Jae Won	KOR - Republic of Korea
BRONZE	LEE Seung Hoon	KOR - Republic of Korea



Start List
 出发顺序 / Liste de départ

Helmet Number	Name	NOC Code
---------------	------	----------

Semifinal 1

1	SWINGS Bart	BEL
2	CHUNG Jae Won	KOR
3	QUINN Ian	USA
4	GELINAS-BEAULIEU Antoine	CAN
5	ULEKLEIV Kristian	NOR
6	SCHMIDT Stefan Due	DEN
7	RIJHNEN Felix	GER
8	BRODKA Zbigniew	POL
9	MOROZOV Dmitriy	KAZ
10	NING Zhongyan	CHN
11	SILOVS Haralds	LAT
12	ICHINOHE Seitaro	JPN
13	KRAMER Sven	NED
14	ALDOSHKIN Daniil	ROC
15	MALFATTI Michele	ITA

Semifinal 2

1	ZAKHAROV Ruslan	ROC
2	GIOVANNINI Andrea	ITA
3	LEE Seung Hoon	KOR
4	WENGER Livio	SUI
5	MANTIA Joey	USA
6	BERGSMA Jorrit	NED
7	BELCHOS Jordan	CAN
8	THORUP Viktor Hald	DEN
9	JANICKI Artur	POL
10	ODOR Gabriel	AUT
11	MICHAEL Peter	NZL
12	TSUCHIYA Ryosuke	JPN
13	GOLOVATSIUK Ignat	BLR
14	KONGSHAUG Peder	NOR
15	WANG Haotian	CHN

Note:

Skaters in Semifinal 1 will wear WHITE helmet covers.
 Skaters in Semifinal 2 will wear BLUE helmet covers.
 Start positions will correspond to helmet numbers.



Results
 成绩 / Résultats

ISU Officials:	
Referee	HEIDEMAN Hanjo (NED)
Starter	STEENBECK Roland (GER)
Starter	MITROFANOVA Yulia (RUS)

Rank	Helmet Number	Name	NOC Code	Laps	S1	S2	S3	S4	Total	Time	
1	5	ULEKLEIV Kristian	NOR	16				60	60		Q
2	1	SWINGS Bart	BEL	16	2		2	40	44		Q
3	10	NING Zhongyan	CHN	16				20	20		Q
4	2	CHUNG Jae Won	KOR	16	1		1	10	12		Q
5	14	ALDOSHKIN Daniil	ROC	16				6	6		Q
6	4	GELINAS-BEAULIEU Antoine	CAN	16				3	3	7:56.93	Q
7	13	KRAMER Sven	NED	16		3			3	7:58.22	Q
8	12	ICHINOHE Seitaro	JPN	16			3		3	7:58.54	Q
9	11	SILOVS Haralds	LAT	16	3				3	7:59.50	
10	9	MOROZOV Dmitriy	KAZ	16		2			2		
11	15	MALFATTI Michele	ITA	16		1			1		
12	6	SCHMIDT Stefan Due	DEN	16						7:58.01	
13	3	QUINN Ian	USA	16						7:58.03	
14	8	BRODKA Zbigniew	POL	16						8:17.49	
	7	RIJHNEN Felix	GER								DQ

Referee:	HEIDEMAN Hanjo (NED)
----------	-----------------------------

Note:
 The top eight ranked skaters qualify to the Final.
 If two or more skaters obtained the same points, the ties will be broken by time.

Legend:	DQ Disqualified	Q Qualified for the Final	Sx Sprint position (x=1-4)
----------------	------------------------	----------------------------------	-----------------------------------



Results
成绩 / Résultats

ISU Officials:	
Referee	HEIDEMAN Hanjo (NED)
Starter	STEENBECK Roland (GER)
Starter	MITROFANOVA Yulia (RUS)

Rank	Helmet Number	Name	NOC Code	Laps	S1	S2	S3	S4	Total	Time
1	2	GIOVANNINI Andrea	ITA	16				60	60	Q
2	3	LEE Seung Hoon	KOR	16				40	40	Q
3	4	WENGER Livio	SUI	16				20	20	Q
4	10	ODOR Gabriel	AUT	16				10	10	Q
5	7	BELCHOS Jordan	CAN	16	2	3	3		8	Q
6	12	TSUCHIYA Ryosuke	JPN	16	3	2	2		7	Q
7	5	MANTIA Joey	USA	16				6	6	Q
8	6	BERGSMA Jorrit	NED	16				3	3	Q
9	11	MICHAEL Peter	NZL	16	1	1			2	
10	8	THORUP Viktor Hald	DEN	16			1		1	
11	9	JANICKI Artur	POL	16						7:44.48
12	15	WANG Haotian	CHN	16						7:46.30
13	13	GOLOVATSIUK Ignat	BLR	16						7:53.59
14	14	KONGSHAUG Peder	NOR	14						6:55.43
15	1	ZAKHAROV Ruslan	ROC	5						2:49.52

Referee:
HEIDEMAN Hanjo (NED)

Note:
The top eight ranked skaters qualify to the Final.

Legend:
Q Qualified for the Final Sx Sprint position (x=1-4)



Distance Analysis
分段成绩分析 / Analyse des distances

Helmet Number	Name					NOC Code	Time		Note	Rank
	Split Time (Rank)	Lap Time	Split Time (Rank)	Lap Time	Split Time (Rank)		Lap Time	Split Time (Rank)		
1	SWINGS Bart					BEL	7:56.74			2
	42.71 (1)	(42.71)	1:16.40 (2)	(33.69)	1:41.74 (4)	(25.34)	2:05.50 (2)	(23.76)		
	2:35.98 (2)	(30.48)	3:14.58 (1)	(38.60)	3:53.28 (5)	(38.70)	4:19.07 (5)	(25.79)		
	4:47.40 (5)	(28.33)	5:14.23 (5)	(26.83)	5:42.47 (3)	(28.24)	6:07.84 (2)	(25.37)		
	6:39.01 (3)	(31.17)	7:08.59 (2)	(29.58)	7:32.32 (2)	(23.73)	7:56.74 (2)	(24.42)		
2	CHUNG Jae Won					KOR	7:56.76			4
	42.80 (2)	(42.80)	1:16.49 (3)	(33.69)	1:41.83 (5)	(25.34)	2:05.55 (3)	(23.72)		
	2:36.06 (3)	(30.51)	3:14.66 (2)	(38.60)	3:53.35 (7)	(38.69)	4:19.17 (6)	(25.82)		
	4:47.49 (6)	(28.32)	5:14.32 (6)	(26.83)	5:42.55 (4)	(28.23)	6:07.91 (3)	(25.36)		
	6:39.06 (4)	(31.15)	7:08.67 (3)	(29.61)	7:32.38 (3)	(23.71)	7:56.76 (4)	(24.38)		
3	QUINN Ian					USA	7:58.03			13
	42.98 (4)	(42.98)	1:16.67 (6)	(33.69)	1:42.08 (7)	(25.41)	2:06.56 (7)	(24.48)		
	2:36.44 (9)	(29.88)	3:15.46 (11)	(39.02)	3:53.65 (13)	(38.19)	4:19.97 (13)	(26.32)		
	4:48.04 (12)	(28.07)	5:14.77 (12)	(26.73)	5:42.73 (7)	(27.96)	6:08.10 (5)	(25.37)		
	6:39.15 (7)	(31.05)	7:09.11 (6)	(29.96)	7:33.48 (8)	(24.37)	7:58.03 (8)	(24.55)		
4	GELINAS-BEAULIEU Antoine					CAN	7:56.93			6
	42.88 (3)	(42.88)	1:16.57 (4)	(33.69)	1:41.99 (6)	(25.42)	2:06.49 (6)	(24.50)		
	2:36.49 (10)	(30.00)	3:15.67 (13)	(39.18)	3:53.79 (14)	(38.12)	4:20.21 (14)	(26.42)		
	4:48.18 (13)	(27.97)	5:14.83 (13)	(26.65)	5:42.96 (9)	(28.13)	6:08.54 (8)	(25.58)		
	6:39.09 (5)	(30.55)	7:09.21 (8)	(30.12)	7:33.01 (5)	(23.80)	7:56.93 (6)	(23.92)		
5	ULEKLEIV Kristian					NOR	7:56.67			1
	43.31 (7)	(43.31)	1:16.98 (10)	(33.67)	1:43.12 (10)	(26.14)	2:07.92 (10)	(24.80)		
	2:36.55 (11)	(28.63)	3:15.57 (12)	(39.02)	3:53.58 (12)	(38.01)	4:19.88 (12)	(26.30)		
	4:47.97 (11)	(28.09)	5:14.67 (11)	(26.70)	5:43.29 (12)	(28.62)	6:08.87 (11)	(25.58)		
	6:39.33 (11)	(30.46)	7:08.44 (1)	(29.11)	7:32.24 (1)	(23.80)	7:56.67 (1)	(24.43)		
6	SCHMIDT Stefan Due					DEN	7:58.01			12
	43.18 (6)	(43.18)	1:16.86 (9)	(33.68)	1:42.24 (9)	(25.38)	2:06.69 (9)	(24.45)		
	2:35.89 (1)	(29.20)	3:14.90 (4)	(39.01)	3:53.48 (10)	(38.58)	4:19.35 (8)	(25.87)		
	4:47.66 (8)	(28.31)	5:14.48 (8)	(26.82)	5:42.82 (8)	(28.34)	6:08.29 (6)	(25.47)		
	6:39.20 (8)	(30.91)	7:09.34 (10)	(30.14)	7:33.53 (9)	(24.19)	7:58.01 (7)	(24.48)		
7	RIJHNEN Felix					GER			DQ	
	43.43 (8)	(43.43)	1:17.08 (11)	(33.65)	1:43.21 (11)	(26.13)	2:08.01 (11)	(24.80)		
	2:36.64 (13)	(28.63)	3:15.80 (14)	(39.16)	3:53.57 (11)	(37.77)	4:19.78 (11)	(26.21)		
	4:47.85 (10)	(28.07)	5:14.57 (10)	(26.72)	5:43.20 (11)	(28.63)	6:08.74 (10)	(25.54)		
	6:39.26 (9)	(30.52)	7:08.91 (5)	(29.65)	7:33.39 (7)	(24.48)	7:58.33	(24.94)		
8	BRODKA Zbigniew					POL	8:17.49			14
	43.76 (10)	(43.76)	1:16.62 (5)	(32.86)	1:41.36 (2)	(24.74)	2:05.70 (4)	(24.34)		
	2:36.39 (8)	(30.69)	3:14.98 (5)	(38.59)	3:53.47 (9)	(38.49)	4:19.66 (10)	(26.19)		
	4:47.29 (4)	(27.63)	5:14.12 (4)	(26.83)	5:42.67 (6)	(28.55)	6:10.86 (14)	(28.19)		
	6:40.57 (15)	(29.71)	7:10.59 (15)	(30.02)	7:42.23 (15)	(31.64)	8:17.49 (14)	(35.26)		
9	MOROZOV Dmitriy					KAZ	8:08.73			10
	44.42 (15)	(44.42)	1:17.48 (15)	(33.06)	1:43.67 (15)	(26.19)	2:08.34 (15)	(24.67)		
	2:36.71 (14)	(28.37)	3:15.43 (10)	(38.72)	3:53.03 (4)	(37.60)	4:17.19 (2)	(24.16)		
	4:46.74 (3)	(29.55)	5:13.84 (2)	(27.10)	5:43.70 (15)	(29.86)	6:10.89 (15)	(27.19)		
	6:40.11 (14)	(29.22)	7:10.00 (14)	(29.89)	7:38.05 (14)	(28.05)	8:08.73 (13)	(30.68)		
10	NING Zhongyan					CHN	7:56.75			3
	43.07 (5)	(43.07)	1:16.76 (8)	(33.69)	1:42.16 (8)	(25.40)	2:06.63 (8)	(24.47)		
	2:36.14 (4)	(29.51)	3:14.77 (3)	(38.63)	3:53.41 (8)	(38.64)	4:19.24 (7)	(25.83)		
	4:47.57 (7)	(28.33)	5:14.40 (7)	(26.83)	5:42.62 (5)	(28.22)	6:07.99 (4)	(25.37)		
	6:39.13 (6)	(31.14)	7:08.76 (4)	(29.63)	7:32.45 (4)	(23.69)	7:56.75 (3)	(24.30)		



Distance Analysis
分段成绩分析 / Analyse des distances

Helmet Number	Name					NOC Code	Time		Note	Rank
	Split Time (Rank)	Lap Time	Split Time (Rank)	Lap Time	Split Time (Rank)		Lap Time	Split Time (Rank)		
11	SILOVS Haralds					LAT	7:59.50			9
	44.08 (12)	(44.08)	1:15.96 (1)	(31.88)	1:40.46 (1)	(24.50)	2:05.47 (1)	(25.01)		
	2:36.94 (15)	(31.47)	3:15.93 (15)	(38.99)	3:53.88 (15)	(37.95)	4:20.32 (15)	(26.44)		
	4:48.25 (14)	(27.93)	5:14.92 (14)	(26.67)	5:43.40 (13)	(28.48)	6:09.17 (12)	(25.77)		
	6:39.29 (10)	(30.12)	7:09.35 (11)	(30.06)	7:34.46 (11)	(25.11)	7:59.50 (11)	(25.04)		
12	ICHINOHE Seitaro					JPN	7:58.54			8
	44.28 (14)	(44.28)	1:17.44 (14)	(33.16)	1:43.52 (14)	(26.08)	2:08.25 (14)	(24.73)		
	2:36.36 (7)	(28.11)	3:15.35 (9)	(38.99)	3:53.03 (3)	(37.68)	4:18.04 (4)	(25.01)		
	4:46.66 (2)	(28.62)	5:13.79 (1)	(27.13)	5:41.39 (1)	(27.60)	6:06.60 (1)	(25.21)		
	6:39.43 (12)	(32.83)	7:09.51 (12)	(30.08)	7:34.56 (12)	(25.05)	7:58.54 (10)	(23.98)		
13	KRAMER Sven					NED	7:58.22			7
	43.54 (9)	(43.54)	1:17.21 (12)	(33.67)	1:43.30 (12)	(26.09)	2:08.08 (12)	(24.78)		
	2:36.29 (6)	(28.21)	3:15.27 (8)	(38.98)	3:51.26 (1)	(35.99)	4:16.22 (1)	(24.96)		
	4:48.40 (15)	(32.18)	5:15.05 (15)	(26.65)	5:43.51 (14)	(28.46)	6:09.35 (13)	(25.84)		
	6:39.57 (13)	(30.22)	7:09.58 (13)	(30.01)	7:34.29 (10)	(24.71)	7:58.22 (9)	(23.93)		
14	ALDOSHKIN Daniil					ROC	7:56.83			5
	43.87 (11)	(43.87)	1:17.30 (13)	(33.43)	1:43.40 (13)	(26.10)	2:08.16 (13)	(24.76)		
	2:36.56 (12)	(28.40)	3:15.07 (6)	(38.51)	3:53.29 (6)	(38.22)	4:19.42 (9)	(26.13)		
	4:47.75 (9)	(28.33)	5:14.55 (9)	(26.80)	5:43.12 (10)	(28.57)	6:08.63 (9)	(25.51)		
	6:38.84 (1)	(30.21)	7:09.13 (7)	(30.29)	7:33.04 (6)	(23.91)	7:56.83 (5)	(23.79)		
15	MALFATTI Michele					ITA	8:02.09			11
	44.14 (13)	(44.14)	1:16.71 (7)	(32.57)	1:41.52 (3)	(24.81)	2:05.78 (5)	(24.26)		
	2:36.22 (5)	(30.44)	3:15.15 (7)	(38.93)	3:52.38 (2)	(37.23)	4:17.29 (3)	(24.91)		
	4:46.55 (1)	(29.26)	5:13.95 (3)	(27.40)	5:42.35 (2)	(28.40)	6:08.45 (7)	(26.10)		
	6:38.92 (2)	(30.47)	7:09.28 (9)	(30.36)	7:35.14 (13)	(25.86)	8:02.09 (12)	(26.95)		

Legend:
DQ Disqualified



Distance Analysis
分段成绩分析 / Analyse des distances

Helmet Number	Name					NOC Code	Time		Note	Rank
	Split Time (Rank)	Lap Time	Split Time (Rank)	Lap Time	Split Time (Rank)		Lap Time	Split Time (Rank)		
1	ZAKHAROV Ruslan					ROC	2:49.52			15
	42.26 (1)	(42.26)	1:15.84 (7)	(33.58)	1:52.96 (7)	(37.12)	2:19.15 (7)	(26.19)		
	2:49.52 (4)	(30.37)								
2	GIOVANNINI Andrea					ITA	7:43.58			1
	42.39 (2)	(42.39)	1:15.76 (6)	(33.37)	1:52.79 (6)	(37.03)	2:19.14 (6)	(26.35)		
	2:49.61 (5)	(30.47)	3:18.51 (7)	(28.90)	3:45.36 (9)	(26.85)	4:11.63 (8)	(26.27)		
	4:39.37 (8)	(27.74)	5:07.16 (7)	(27.79)	5:34.82 (7)	(27.66)	6:03.24 (7)	(28.42)		
	6:30.38 (7)	(27.14)	6:55.19 (6)	(24.81)	7:18.99 (4)	(23.80)	7:43.58 (1)	(24.59)		
3	LEE Seung Hoon					KOR	7:43.63			2
	43.20 (9)	(43.20)	1:16.55 (15)	(33.35)	1:53.79 (15)	(37.24)	2:19.67 (15)	(25.88)		
	2:49.95 (8)	(30.28)	3:18.78 (8)	(28.83)	3:45.45 (10)	(26.67)	4:11.72 (9)	(26.27)		
	4:39.49 (9)	(27.77)	5:07.26 (8)	(27.77)	5:34.92 (8)	(27.66)	6:03.36 (8)	(28.44)		
	6:30.62 (10)	(27.26)	6:55.31 (7)	(24.69)	7:18.81 (3)	(23.50)	7:43.63 (2)	(24.82)		
4	WENGER Livio					SUI	7:44.08			3
	43.87 (13)	(43.87)	1:15.58 (4)	(31.71)	1:52.60 (4)	(37.02)	2:19.02 (5)	(26.42)		
	2:49.70 (6)	(30.68)	3:18.39 (6)	(28.69)	3:45.28 (8)	(26.89)	4:11.56 (7)	(26.28)		
	4:39.27 (7)	(27.71)	5:07.07 (6)	(27.80)	5:34.74 (6)	(27.67)	6:03.16 (6)	(28.42)		
	6:30.29 (6)	(27.13)	6:55.14 (5)	(24.85)	7:19.12 (5)	(23.98)	7:44.08 (3)	(24.96)		
5	MANTIA Joey					USA	7:44.37			7
	42.83 (6)	(42.83)	1:16.09 (10)	(33.26)	1:53.23 (10)	(37.14)	2:19.32 (9)	(26.09)		
	2:51.21 (15)	(31.89)	3:18.17 (5)	(26.96)	3:45.18 (7)	(27.01)	4:11.47 (6)	(26.29)		
	4:39.17 (6)	(27.70)	5:06.97 (5)	(27.80)	5:34.66 (5)	(27.69)	6:03.07 (5)	(28.41)		
	6:30.19 (5)	(27.12)	6:55.01 (3)	(24.82)	7:19.12 (6)	(24.11)	7:44.37 (5)	(25.25)		
6	BERGSMA Jorrit					NED	7:44.42			8
	43.78 (12)	(43.78)	1:15.50 (3)	(31.72)	1:52.53 (3)	(37.03)	2:18.93 (4)	(26.40)		
	2:51.11 (14)	(32.18)	3:18.02 (4)	(26.91)	3:44.90 (6)	(26.88)	4:11.38 (5)	(26.48)		
	4:39.07 (5)	(27.69)	5:06.88 (4)	(27.81)	5:34.57 (4)	(27.69)	6:02.98 (4)	(28.41)		
	6:30.09 (4)	(27.11)	6:55.06 (4)	(24.97)	7:19.45 (8)	(24.39)	7:44.42 (6)	(24.97)		
7	BELCHOS Jordan					CAN	7:46.05			5
	42.47 (3)	(42.47)	1:13.52 (2)	(31.05)	1:38.82 (2)	(25.30)	2:05.18 (2)	(26.36)		
	2:32.38 (2)	(27.20)	2:59.74 (1)	(27.36)	3:26.65 (1)	(26.91)	3:53.41 (1)	(26.76)		
	4:21.95 (2)	(28.54)	4:50.93 (1)	(28.98)	5:20.35 (2)	(29.42)	5:49.87 (1)	(29.52)		
	6:19.63 (2)	(29.76)	6:49.04 (1)	(29.41)	7:18.00 (1)	(28.96)	7:46.05 (8)	(28.05)		
8	THORUP Viktor Hald					DEN	8:21.94			10
	42.64 (4)	(42.64)	1:15.92 (8)	(33.28)	1:53.03 (8)	(37.11)	2:19.32 (10)	(26.29)		
	2:50.06 (9)	(30.74)	3:19.56 (14)	(29.50)	3:44.35 (5)	(24.79)	4:09.97 (4)	(25.62)		
	4:36.37 (3)	(26.40)	5:03.54 (3)	(27.17)	5:31.44 (3)	(27.90)	6:00.02 (3)	(28.58)		
	6:29.16 (3)	(29.14)	6:59.14 (14)	(29.98)	7:28.44 (13)	(29.30)	8:21.94 (13)	(53.50)		
9	JANICKI Artur					POL	7:44.48			11
	43.37 (10)	(43.37)	1:16.39 (14)	(33.02)	1:53.68 (14)	(37.29)	2:19.58 (14)	(25.90)		
	2:50.43 (13)	(30.85)	3:19.19 (11)	(28.76)	3:45.74 (13)	(26.55)	4:12.02 (12)	(26.28)		
	4:39.80 (12)	(27.78)	5:07.58 (12)	(27.78)	5:35.26 (12)	(27.68)	6:03.73 (12)	(28.47)		
	6:30.79 (12)	(27.06)	6:55.49 (11)	(24.70)	7:19.45 (9)	(23.96)	7:44.48 (7)	(25.03)		
10	ODOR Gabriel					AUT	7:44.28			4
	43.39 (11)	(43.39)	1:16.29 (12)	(32.90)	1:53.42 (12)	(37.13)	2:19.50 (12)	(26.08)		
	2:50.26 (11)	(30.76)	3:18.85 (9)	(28.59)	3:45.54 (11)	(26.69)	4:11.81 (10)	(26.27)		
	4:39.58 (10)	(27.77)	5:07.34 (9)	(27.76)	5:34.98 (9)	(27.64)	6:03.44 (9)	(28.46)		
	6:30.70 (11)	(27.26)	6:55.39 (8)	(24.69)	7:19.22 (7)	(23.83)	7:44.28 (4)	(25.06)		



Distance Analysis
分段成绩分析 / Analyse des distances

Helmet Number	Name					NOC Code	Time		Note	Rank
	Split Time (Rank)	Lap Time	Split Time (Rank)	Lap Time	Split Time (Rank)		Lap Time	Split Time (Rank)		
11	MICHAEL Peter					NZL	7:58.04			9
	43.97 (14)	(43.97)	1:15.66 (5)	(31.69)	1:52.71 (5)	(37.05)	2:17.90 (3)	(25.19)		
	2:44.00 (3)	(26.10)	3:11.31 (3)	(27.31)	3:39.12 (3)	(27.81)	4:07.44 (3)	(28.32)		
	4:37.71 (4)	(30.27)	5:07.77 (14)	(30.06)	5:35.47 (14)	(27.70)	6:03.97 (14)	(28.50)		
	6:31.20 (14)	(27.23)	6:58.60 (13)	(27.40)	7:26.99 (12)	(28.39)	7:58.04 (12)	(31.05)		
12	TSUCHIYA Ryosuke					JPN	7:48.43			6
	44.05 (15)	(44.05)	1:09.96 (1)	(25.91)	1:35.42 (1)	(25.46)	2:02.29 (1)	(26.87)		
	2:31.55 (1)	(29.26)	2:59.88 (2)	(28.33)	3:26.89 (2)	(27.01)	3:53.57 (2)	(26.68)		
	4:21.85 (1)	(28.28)	4:51.03 (2)	(29.18)	5:20.26 (1)	(29.23)	5:49.98 (2)	(29.72)		
	6:19.53 (1)	(29.55)	6:49.14 (2)	(29.61)	7:18.40 (2)	(29.26)	7:48.43 (10)	(30.03)		
13	GOLOVATSIUK Ignat					BLR	7:53.59			13
	42.73 (5)	(42.73)	1:16.00 (9)	(33.27)	1:53.13 (9)	(37.13)	2:19.24 (8)	(26.11)		
	2:49.82 (7)	(30.58)	3:19.35 (12)	(29.53)	3:45.94 (14)	(26.59)	4:12.24 (14)	(26.30)		
	4:40.03 (14)	(27.79)	5:07.67 (13)	(27.64)	5:35.35 (13)	(27.68)	6:03.85 (13)	(28.50)		
	6:30.90 (13)	(27.05)	6:56.05 (12)	(25.15)	7:23.26 (11)	(27.21)	7:53.59 (11)	(30.33)		
14	KONGSHAUG Peder					NOR	6:55.43			14
	42.97 (7)	(42.97)	1:16.18 (11)	(33.21)	1:53.32 (11)	(37.14)	2:19.39 (11)	(26.07)		
	2:50.35 (12)	(30.96)	3:19.45 (13)	(29.10)	3:44.32 (4)	(24.87)	4:12.04 (13)	(27.72)		
	4:39.89 (13)	(27.85)	5:07.43 (10)	(27.54)	5:35.06 (10)	(27.63)	6:03.53 (10)	(28.47)		
	6:30.45 (8)	(26.92)	6:55.43 (9)	(24.98)						
15	WANG Haotian					CHN	7:46.30			12
	43.09 (8)	(43.09)	1:16.30 (13)	(33.21)	1:53.52 (13)	(37.22)	2:19.56 (13)	(26.04)		
	2:50.16 (10)	(30.60)	3:19.06 (10)	(28.90)	3:45.64 (12)	(26.58)	4:11.92 (11)	(26.28)		
	4:39.70 (11)	(27.78)	5:07.50 (11)	(27.80)	5:35.14 (11)	(27.64)	6:03.61 (11)	(28.47)		
	6:30.50 (9)	(26.89)	6:55.44 (10)	(24.94)	7:19.92 (10)	(24.48)	7:46.30 (9)	(26.38)		



Start List
出发顺序 / Liste de départ

Helmet Number	Name	NOC Code
1	ULEKLEIV Kristian	NOR
2	GIOVANNINI Andrea	ITA
3	SWINGS Bart	BEL
4	LEE Seung Hoon	KOR
5	NING Zhongyan	CHN
6	WENGER Livio	SUI
7	CHUNG Jae Won	KOR
8	ODOR Gabriel	AUT
9	ALDOSHKIN Daniil	ROC
10	BELCHOS Jordan	CAN
11	GELINAS-BEAULIEU Antoine	CAN
12	TSUCHIYA Ryosuke	JPN
13	KRAMER Sven	NED
14	MANTIA Joey	USA
15	ICHINOHE Seitaro	JPN
16	BERGSMA Jorrit	NED

Note:

Skaters who qualified from Semifinal 1 will wear WHITE helmet covers.

Skaters who qualified from Semifinal 2 will wear BLUE helmet covers.

Start positions will correspond to helmet numbers.



Results
 成绩 / Résultats

ISU Officials:
Referee HEIDEMAN Hanjo (NED)
Assistant Referee NOZAKI Chiharu (JPN)
Starter STEENBECK Roland (GER)

Rank	Helmet Number	Name	NOC Code	Laps	S1	S2	S3	S4	Total	Time
1	3	SWINGS Bart	BEL	16		2	1	60	63	
2	7	CHUNG Jae Won	KOR	16				40	40	
3	4	LEE Seung Hoon	KOR	16				20	20	
4	14	MANTIA Joey	USA	16				10	10	
5	9	ALDOSHKIN Daniil	ROC	16				6	6	7:47.59
6	12	TSUCHIYA Ryosuke	JPN	16		3	3		6	7:58.82
7	6	WENGER Livio	SUI	16		1		3	4	
8	15	ICHINOHE Seitaro	JPN	16	3				3	7:48.56
9	16	BERGSMA Jorrit	NED	16	1		2		3	7:50.25
10	8	ODOR Gabriel	AUT	16	2				2	
11	2	GIOVANNINI Andrea	ITA	16						7:47.93
12	5	NING Zhongyan	CHN	16						7:48.07
13	10	BELCHOS Jordan	CAN	16						7:48.14
14	1	ULEKLEIV Kristian	NOR	16						7:48.52
15	11	GELINAS-BEAULIEU Antoine	CAN	16						8:13.35
16	13	KRAMER Sven	NED	14						7:13.37

Referee:

HEIDEMAN Hanjo (NED)

Note:
 If two or more skaters obtained the same points, the ties will be broken by time.
 If two or more skaters obtained the same time to the hundredth of a second, their times will be presented to the thousandth of a second.

Legend:
Sx Sprint position (x=1-4)



Distance Analysis
分段成绩分析 / Analyse des distances

Helmet Number	Name					NOC Code	Time		Note	Rank
	Split Time (Rank)	Lap Time	Split Time (Rank)	Lap Time	Split Time (Rank)		Lap Time	Split Time (Rank)		
1	ULEKLEIV Kristian					NOR	7:48.52			14
	45.77 (1)	(45.77)	1:18.25 (8)	(32.48)	1:45.72 (14)	(27.47)	2:13.56 (15)	(27.84)		
	2:41.26 (14)	(27.70)	3:08.10 (16)	(26.84)	3:35.54 (15)	(27.44)	4:02.69 (13)	(27.15)		
	4:36.03 (10)	(33.34)	5:04.75 (13)	(28.72)	5:33.71 (14)	(28.96)	5:59.88 (13)	(26.17)		
	6:29.83 (11)	(29.95)	6:59.03 (2)	(29.20)	7:24.44 (12)	(25.41)	7:48.52 (10)	(24.08)		
2	GIOVANNINI Andrea					ITA	7:47.93			11
	45.88 (2)	(45.88)	1:18.29 (9)	(32.41)	1:45.01 (7)	(26.72)	2:12.84 (10)	(27.83)		
	2:40.39 (9)	(27.55)	3:06.72 (6)	(26.33)	3:34.44 (6)	(27.72)	4:01.38 (5)	(26.94)		
	4:35.49 (4)	(34.11)	5:03.28 (6)	(27.79)	5:32.74 (8)	(29.46)	5:59.13 (6)	(26.39)		
	6:29.55 (4)	(30.42)	6:59.32 (6)	(29.77)	7:23.83 (6)	(24.51)	7:47.93 (7)	(24.10)		
3	SWINGS Bart					BEL	7:47.11			1
	46.03 (3)	(46.03)	1:17.40 (3)	(31.37)	1:44.59 (1)	(27.19)	2:12.22 (4)	(27.63)		
	2:39.92 (6)	(27.70)	3:06.38 (3)	(26.46)	3:34.10 (3)	(27.72)	4:01.10 (2)	(27.00)		
	4:35.28 (1)	(34.18)	5:03.00 (3)	(27.72)	5:32.51 (4)	(29.51)	5:58.85 (3)	(26.34)		
	6:29.42 (1)	(30.57)	6:59.07 (3)	(29.65)	7:23.64 (1)	(24.57)	7:47.11 (1)	(23.47)		
4	LEE Seung Hoon					KOR	7:47.204			3
	46.60 (8)	(46.60)	1:18.44 (11)	(31.84)	1:45.19 (10)	(26.75)	2:12.90 (11)	(27.71)		
	2:40.63 (11)	(27.73)	3:06.84 (7)	(26.21)	3:34.62 (7)	(27.78)	4:01.48 (6)	(26.86)		
	4:35.59 (6)	(34.11)	5:03.39 (7)	(27.80)	5:33.09 (10)	(29.70)	5:59.31 (8)	(26.22)		
	6:29.71 (8)	(30.40)	6:59.59 (10)	(29.88)	7:23.69 (2)	(24.10)	7:47.20 (3)	(23.51)		
5	NING Zhongyan					CHN	7:48.07			12
	46.68 (9)	(46.68)	1:18.51 (12)	(31.83)	1:45.26 (11)	(26.75)	2:12.98 (12)	(27.72)		
	2:40.72 (12)	(27.74)	3:06.98 (8)	(26.26)	3:34.72 (8)	(27.74)	4:01.56 (7)	(26.84)		
	4:35.66 (7)	(34.10)	5:03.49 (8)	(27.83)	5:33.33 (12)	(29.84)	5:59.38 (9)	(26.05)		
	6:29.78 (9)	(30.40)	6:59.69 (12)	(29.91)	7:24.14 (9)	(24.45)	7:48.07 (8)	(23.93)		
6	WENGER Livio					SUI	7:47.86			7
	46.20 (5)	(46.20)	1:17.48 (4)	(31.28)	1:44.68 (2)	(27.20)	2:12.29 (5)	(27.61)		
	2:39.99 (7)	(27.70)	3:06.50 (4)	(26.51)	3:34.20 (4)	(27.70)	4:01.19 (3)	(26.99)		
	4:35.35 (2)	(34.16)	5:03.07 (4)	(27.72)	5:32.59 (5)	(29.52)	5:58.93 (4)	(26.34)		
	6:29.51 (3)	(30.58)	6:59.15 (4)	(29.64)	7:23.72 (4)	(24.57)	7:47.86 (6)	(24.14)		
7	CHUNG Jae Won					KOR	7:47.18			2
	46.14 (4)	(46.14)	1:17.69 (5)	(31.55)	1:44.76 (4)	(27.07)	2:12.40 (6)	(27.64)		
	2:40.11 (8)	(27.71)	3:06.63 (5)	(26.52)	3:34.30 (5)	(27.67)	4:01.29 (4)	(26.99)		
	4:35.45 (3)	(34.16)	5:03.20 (5)	(27.75)	5:32.66 (6)	(29.46)	5:59.04 (5)	(26.38)		
	6:29.58 (5)	(30.54)	6:59.26 (5)	(29.68)	7:23.78 (5)	(24.52)	7:47.18 (2)	(23.40)		
8	ODOR Gabriel					AUT	8:10.46			10
	46.88 (11)	(46.88)	1:16.39 (1)	(29.51)	1:44.74 (3)	(28.35)	2:11.03 (2)	(26.29)		
	2:38.16 (2)	(27.13)	3:04.52 (2)	(26.36)	3:35.52 (13)	(31.00)	4:03.18 (15)	(27.66)		
	4:36.48 (14)	(33.30)	5:02.49 (2)	(26.01)	5:32.73 (7)	(30.24)	6:00.89 (14)	(28.16)		
	6:30.94 (14)	(30.05)	7:00.54 (14)	(29.60)	7:30.21 (14)	(29.67)	8:10.46 (14)	(40.25)		
9	ALDOSHKIN Daniil					ROC	7:47.59			5
	46.31 (6)	(46.31)	1:17.97 (6)	(31.66)	1:44.96 (6)	(26.99)	2:12.77 (9)	(27.81)		
	2:38.87 (3)	(26.10)	3:07.91 (13)	(29.04)	3:35.52 (14)	(27.61)	4:02.27 (12)	(26.75)		
	4:36.12 (11)	(33.85)	5:04.02 (9)	(27.90)	5:33.24 (11)	(29.22)	5:59.65 (11)	(26.41)		
	6:29.87 (13)	(30.22)	6:59.54 (9)	(29.67)	7:24.15 (10)	(24.61)	7:47.59 (5)	(23.44)		
10	BELCHOS Jordan					CAN	7:48.14			13
	47.21 (13)	(47.21)	1:18.30 (10)	(31.09)	1:45.28 (12)	(26.98)	2:13.06 (13)	(27.78)		
	2:39.83 (5)	(26.77)	3:07.39 (9)	(27.56)	3:35.11 (9)	(27.72)	4:02.13 (10)	(27.02)		
	4:36.27 (12)	(34.14)	5:04.64 (12)	(28.37)	5:32.41 (3)	(27.77)	5:59.56 (10)	(27.15)		
	6:29.79 (10)	(30.23)	6:59.63 (11)	(29.84)	7:24.27 (11)	(24.64)	7:48.14 (9)	(23.87)		



Distance Analysis
分段成绩分析 / Analyse des distances

Helmet Number	Name					NOC Code	Time		Note	Rank
	Split Time (Rank)	Lap Time	Split Time (Rank)	Lap Time	Split Time (Rank)		Lap Time	Split Time (Rank)		
11	GELINAS-BEAULIEU Antoine					CAN	8:13.35			15
	47.34 (14)	(47.34)	1:19.12 (15)	(31.78)	1:46.10 (16)	(26.98)	2:12.55 (7)	(26.45)		
	2:40.55 (10)	(28.00)	3:07.64 (11)	(27.09)	3:35.70 (16)	(28.06)	4:03.33 (16)	(27.63)		
	4:36.73 (15)	(33.40)	5:05.23 (15)	(28.50)	5:33.90 (15)	(28.67)	6:02.83 (15)	(28.93)		
	6:34.50 (15)	(31.67)	7:05.71 (15)	(31.21)	7:36.97 (15)	(31.26)	8:13.35 (15)	(36.38)		
12	TSUCHIYA Ryosuke					JPN	7:58.82			6
	47.46 (15)	(47.46)	1:16.61 (2)	(29.15)	1:45.07 (9)	(28.46)	2:13.90 (16)	(28.83)		
	2:41.16 (13)	(27.26)	3:08.03 (14)	(26.87)	3:33.43 (1)	(25.40)	4:00.42 (1)	(26.99)		
	4:35.91 (9)	(35.49)	5:05.43 (16)	(29.52)	5:31.83 (1)	(26.40)	5:58.47 (1)	(26.64)		
	6:29.85 (12)	(31.38)	7:00.15 (13)	(30.30)	7:27.80 (13)	(27.65)	7:58.82 (13)	(31.02)		
13	KRAMER Sven					NED	7:13.37			16
	46.47 (7)	(46.47)	1:18.12 (7)	(31.65)	1:45.04 (8)	(26.92)	2:12.69 (8)	(27.65)		
	2:38.01 (1)	(25.32)	3:04.42 (1)	(26.41)	3:35.39 (12)	(30.97)	4:03.07 (14)	(27.68)		
	4:36.35 (13)	(33.28)	5:02.37 (1)	(26.02)	5:34.64 (16)	(32.27)	6:04.23 (16)	(29.59)		
	6:36.59 (16)	(32.36)	7:13.37 (16)	(36.78)						
14	MANTIA Joey					USA	7:47.206			4
	47.07 (12)	(47.07)	1:18.73 (13)	(31.66)	1:45.37 (13)	(26.64)	2:13.26 (14)	(27.89)		
	2:41.35 (15)	(28.09)	3:07.50 (10)	(26.15)	3:35.19 (10)	(27.69)	4:02.16 (11)	(26.97)		
	4:35.86 (8)	(33.70)	5:04.26 (11)	(28.40)	5:32.86 (9)	(28.60)	5:59.22 (7)	(26.36)		
	6:29.64 (6)	(30.42)	6:59.35 (7)	(29.71)	7:23.90 (7)	(24.55)	7:47.20 (4)	(23.30)		
15	ICHINOHE Seitaro					JPN	7:48.56			8
	46.78 (10)	(46.78)	1:18.90 (14)	(32.12)	1:44.83 (5)	(25.93)	2:10.94 (1)	(26.11)		
	2:38.97 (4)	(28.03)	3:07.83 (12)	(28.86)	3:35.38 (11)	(27.55)	4:01.71 (8)	(26.33)		
	4:35.53 (5)	(33.82)	5:04.18 (10)	(28.65)	5:33.57 (13)	(29.39)	5:59.71 (12)	(26.14)		
	6:29.71 (7)	(30.00)	6:59.51 (8)	(29.80)	7:23.99 (8)	(24.48)	7:48.56 (11)	(24.57)		
16	BERGSMA Jorrit					NED	7:50.25			9
	47.71 (16)	(47.71)	1:19.25 (16)	(31.54)	1:45.90 (15)	(26.65)	2:11.69 (3)	(25.79)		
	2:41.49 (16)	(29.80)	3:08.07 (15)	(26.58)	3:33.79 (2)	(25.72)	4:01.99 (9)	(28.20)		
	4:36.82 (16)	(34.83)	5:04.99 (14)	(28.17)	5:32.12 (2)	(27.13)	5:58.62 (2)	(26.50)		
	6:29.46 (2)	(30.84)	6:58.98 (1)	(29.52)	7:23.70 (3)	(24.72)	7:50.25 (12)	(26.55)		



Ice and Climatic Conditions 冰面和气候条件 / Conditions de glace et climatique

	Semifinals	
	Start	End
Time	14:58	15:23
Air Temperature	18.0°C / 64°F	18.1°C / 65°F
Ice Temperature	-9.4°C / 15°F	-9.2°C / 15°F
Humidity	22 %	20 %
Air Pressure	1,026 hPa	1,026 hPa

	Final	
	Start	End
Time	16:28	16:40
Air Temperature	18.3°C / 65°F	18.4°C / 65°F
Ice Temperature	-8.9°C / 16°F	-8.9°C / 16°F
Humidity	21 %	20 %
Air Pressure	1,026 hPa	1,026 hPa



Event Summary
 小项概况 / Résumé de l'épreuve

WR	3:34.47	USA - United States of America	5 DEC 2021	Salt Lake City, UT (USA)
OR	3:37.08	NOR - Norway	21 FEB 2018	PyeongChang (KOR)

Quarterfinals on 13 FEB 21:00

Semifinals on 15 FEB 14:52

Finals on 15 FEB 15:43

Final Ranking

Quarterfinal 1

C KOR - Korea	3:41.89	6
1 CHUNG Jae Won		
2 KIM Minseok		
3 LEE Seung Hoon		

Semifinal 1

C NED - Netherlands	3:39.62
2 BOSKER Marcel	
3 KRAMER Sven	
4 ROEST Patrick	

Final A

C ROC - ROC	3:40.46
1 ALDOSHKIN Daniil	
3 TROFIMOV Sergei	
4 ZAKHAROV Ruslan	

1 NOR - Norway
ENGBRAATEN Hallgeir
KONGSHAUG Peder
PEDERSEN Sverre Lunde

Quarterfinal 2

F ITA - Italy	3:42.04	7
1 GHIOTTO Davide		
2 GIOVANNINI Andrea		
3 MALFATTI Michele		

Semifinal 2

F NOR - Norway	3:38.28	W
1 ENGBRAATEN Hallgeir		
3 KONGSHAUG Peder		
4 PEDERSEN Sverre Lunde		

Final B

F NOR - Norway	3:38.08	W
1 ENGBRAATEN Hallgeir		
3 KONGSHAUG Peder		
4 PEDERSEN Sverre Lunde		

2 ROC - ROC
ALDOSHKIN Daniil
TROFIMOV Sergei
ZAKHAROV Ruslan

Quarterfinal 3

C NED - Netherlands	3:38.90	4
2 BOSKER Marcel		
3 KRAMER Sven		
4 ROEST Patrick		

Semifinal 3

C ROC - ROC	3:36.62	W	OR
1 ALDOSHKIN Daniil			
3 TROFIMOV Sergei			
4 ZAKHAROV Ruslan			

Final C

C NED - Netherlands	3:41.62
2 BOSKER Marcel	
3 KRAMER Sven	
4 ROEST Patrick	

3 USA - United States
CEPURAN Ethan
DAWSON Casey
LEHMAN Emery
MANTIA Joey

Quarterfinal 4

F CAN - Canada	3:40.17	5
1 BELCHOS Jordan		
2 BLOEMEN Ted-Jan		
3 HOWE Connor		

Semifinal 4

F USA - United States	3:37.05
1 CEPURAN Ethan	
2 DAWSON Casey	
3 LEHMAN Emery	

Final D

F USA - United States	3:38.81	W
2 DAWSON Casey		
3 LEHMAN Emery		
4 MANTIA Joey		

4 NED - Netherlands
BOSKER Marcel
KRAMER Sven
ROEST Patrick

Quarterfinal 5

C USA - United States	3:37.51	2
1 CEPURAN Ethan		
2 DAWSON Casey		
3 LEHMAN Emery		

Semifinal 5

C KOR - Korea	3:53.77
1 CHUNG Jae Won	
2 KIM Minseok	
4 PARK Seonghyeon	

Final E

C KOR - Korea	3:53.77
1 CHUNG Jae Won	
2 KIM Minseok	
4 PARK Seonghyeon	

5 CAN - Canada
BELCHOS Jordan
BLOEMEN Ted-Jan
HOWE Connor
LANGELAAR Tyson

Quarterfinal 6

F NOR - Norway	3:37.47	1
1 ENGBRAATEN Hallgeir		
3 KONGSHAUG Peder		
4 PEDERSEN Sverre Lunde		

Semifinal 6

F CAN - Canada	3:40.39	W
1 BELCHOS Jordan		
2 BLOEMEN Ted-Jan		
4 LANGELAAR Tyson		

Final F

F CAN - Canada	3:40.39	W
1 BELCHOS Jordan		
2 BLOEMEN Ted-Jan		
4 LANGELAAR Tyson		

6 KOR - Korea
CHUNG Jae Won
KIM Minseok
LEE Seung Hoon
PARK Seonghyeon

Quarterfinal 7

C CHN - China	3:52.25	8
1 LIAN Ziwen		
3 WANG Haotian		
4 XU Fu		

Semifinal 7

C CHN - China	3:53.58
1 LIAN Ziwen	
3 WANG Haotian	
4 XU Fu	

Final G

C CHN - China	3:53.58
1 LIAN Ziwen	
3 WANG Haotian	
4 XU Fu	

7 ITA - Italy
GHIOTTO Davide
GIOVANNINI Andrea
MALFATTI Michele

Quarterfinal 8

F ROC - ROC	3:38.67	3
1 ALDOSHKIN Daniil		
3 TROFIMOV Sergei		
4 ZAKHAROV Ruslan		

Semifinal 8

F ITA - Italy	3:44.20	W
1 GHIOTTO Davide		
2 GIOVANNINI Andrea		
3 MALFATTI Michele		

Final H

F ITA - Italy	3:44.20	W
1 GHIOTTO Davide		
2 GIOVANNINI Andrea		
3 MALFATTI Michele		

8 CHN - China
LIAN Ziwen
WANG Haotian
XU Fu

Referee: **HEIDEMAN Hanjo (NED)**

Legend:			
1-4	Skater arm band number	C	Crossing straight
OR	Olympic Record	W	Winner indicator
		F	Finishing straight
		WR	World Record



Medallists
获奖运动员 / Médaillé(e)s

Medal	NOC	Name
GOLD	NOR - Norway	ENGBRAATEN Hallgeir KONGSHAUG Peder PEDERSEN Sverre Lunde
SILVER	ROC - ROC	ALDOSHKIN Daniil TROFIMOV Sergei ZAKHAROV Ruslan
BRONZE	USA - United States of America	CEPURAN Ethan DAWSON Casey LEHMAN Emery MANTIA Joey



Start List
出发顺序 / Liste de départ

WR	3:34.47	USA - United States of America	5 DEC 2021	Salt Lake City, UT (USA)
OR	3:37.08	NOR - Norway	21 FEB 2018	PyeongChang (KOR)

TEAMS WITH SELECTED SKATERS

Heat	SP	AB	Team
QF1	C		KOR - Republic of Korea
			1 CHUNG Jae Won
			2 KIM Minseok
			3 LEE Seung Hoon
	F		ITA - Italy
			1 GHIOTTO Davide
			2 GIOVANNINI Andrea
			3 MALFATTI Michele
QF2	C		NED - Netherlands
			2 BOSKER Marcel
			3 KRAMER Sven
			4 ROEST Patrick
	F		CAN - Canada
			1 BELCHOS Jordan
			2 BLOEMEN Ted-Jan
			3 HOWE Connor
QF3	C		USA - United States of America
			1 CEPURAN Ethan
			2 DAWSON Casey
			3 LEHMAN Emery
	F		NOR - Norway
			1 ENGBRAATEN Hallgeir
			3 KONGSHAUG Peder
			4 PEDERSEN Sverre Lunde
QF4	C		CHN - People's Republic of China
			1 LIAN Ziwen
			3 WANG Haotian
			4 XU Fu
	F		ROC - ROC
			1 ALDOSHKIN Daniil
			3 TROFIMOV Sergei
			4 ZAKHAROV Ruslan

Note:
The teams with the four fastest times from the Quarterfinal heats advance to the Semifinals; the teams with the 5th and 6th fastest times advance to Final C and the two remaining teams advance to Final D.
The Arm band number will be pre-assigned for the entire Team Pursuit event, and will be retained throughout the competition.

Legend:

AB	Arm band number	C	Crossing straight	F	Finishing straight
OR	Olympic Record	QFx	Quarterfinal heat x (x=1-4)	SP	Starting position
WR	World Record				



Results
成绩 / Résultats

WR	3:34.47	USA - United States of America	5 DEC 2021	Salt Lake City, UT (USA)
OR	3:37.08	NOR - Norway	21 FEB 2018	PyeongChang (KOR)

ISU Officials:				
Referee	HEIDEMAN Hanjo (NED)			
Assistant Referee	NOZAKI Chiharu (JPN)			
Starter	MITROFANOVA Yulia (RUS)			

Rank	Heat	Team	Time	Qualified	Note
1	QF3	NOR - Norway ENGBRAATEN Hallgeir KONGSHAUG Peder PEDERSEN Sverre Lunde	3:37.47	SF1	
2	QF3	USA - United States of America CEPURAN Ethan DAWSON Casey LEHMAN Emery	3:37.51	SF2	
3	QF4	ROC - ROC ALDOSHKIN Daniil TROFIMOV Sergei ZAKHAROV Ruslan	3:38.67	SF2	
4	QF2	NED - Netherlands BOSKER Marcel KRAMER Sven ROEST Patrick	3:38.90	SF1	
5	QF2	CAN - Canada BELCHOS Jordan BLOEMEN Ted-Jan HOWE Connor	3:40.17	FC	
6	QF1	KOR - Republic of Korea CHUNG Jae Won KIM Minseok LEE Seung Hoon	3:41.89	FC	
7	QF1	ITA - Italy GHIOOTTO Davide GIOVANNINI Andrea MALFATTI Michele	3:42.04	FD	
8	QF4	CHN - People's Republic of China LIAN Ziwen WANG Haotian XU Fu	3:52.25	FD	

Referee:	HEIDEMAN Hanjo (NED)
----------	----------------------

Note:
The teams with the four fastest times from the Quarterfinal heats advance to the Semifinals; the teams with the 5th and 6th fastest times advance to Final C and the two remaining teams advance to Final D.

Legend:					
Fy	Qualified for Final y (y=C or D)	OR	Olympic Record	QFx	Quarterfinal heat x (x=1-4)
SFx	Qualified for Semifinal heat x (x=1 or 2)	WR	World Record		



Distance Analysis in Heats
 每组分段成绩分析 / Analyses des distances par série

WR	3:34.47	USA - United States of America	5 DEC 2021	Salt Lake City, UT (USA)
OR	3:37.08	NOR - Norway	21 FEB 2018	PyeongChang (KOR)
WR:	Split 1	18.17 (18.17)	Split 2	31.19 (13.02)
OR:	Split 1	17.33 (17.33)	Split 2	30.36 (13.03)
WR:	Split 3	44.13 (12.94)	Split 4	56.78 (12.65)
OR:	Split 3	43.29 (12.93)	Split 4	56.48 (13.19)
WR:	Split 5	1:09.71 (12.93)	Split 6	1:22.50 (12.79)
OR:	Split 5	1:09.60 (13.12)	Split 6	1:22.89 (13.29)
WR:	Split 7	1:35.63 (13.13)	Split 8	1:48.57 (12.94)
OR:	Split 7	1:36.24 (13.35)	Split 8	1:49.65 (13.41)
WR:	Split 9	2:01.83 (13.26)	Split 10	2:14.79 (12.96)
OR:	Split 9	2:03.27 (13.62)	Split 10	2:16.64 (13.37)
WR:	Split 11	2:27.97 (13.18)	Split 12	2:40.92 (12.95)
OR:	Split 11	2:29.94 (13.30)	Split 12	2:43.23 (13.29)
WR:	Split 13	2:54.26 (13.34)	Split 14	3:07.37 (13.11)
OR:	Split 13	2:56.57 (13.34)	Split 14	3:09.92 (13.35)
WR:	Finish	3:34.37 (13.49)		
OR:	Finish	3:37.08 (13.63)		

Heat	Start Position	Team								Time (Rank)		Note	Qualified
		Split Time (Rank)	½ Lap Time	Split Time (Rank)	½ Lap Time	Split Time (Rank)	½ Lap Time	Split Time (Rank)	½ Lap Time				
QF1	C	KOR - Republic of Korea								3:41.89 (6)			FC
		17.94 (1)	(17.94)	31.48 (3)	(13.54)	44.83 (4)	(13.35)	58.05 (6)	(13.22)	1:11.40 (6)	(13.35)		(13.35)
		1:24.81 (7)	(13.41)	1:38.43 (7)	(13.62)	1:52.19 (7)	(13.76)	2:06.09 (7)	(13.90)	2:20.09 (7)	(14.00)		(14.00)
		2:33.62 (7)	(13.53)	2:46.97 (7)	(13.35)	3:00.41 (7)	(13.44)	3:13.91 (6)	(13.50)	3:27.71 (6)	(13.80)		(13.80)
		3:41.89 (6)	(14.18)										
	F	ITA - Italy								3:42.04 (7)			FD
		18.34 (8)	(18.34)	31.76 (5)	(13.42)	44.83 (4)	(13.07)	57.92 (4)	(13.09)	1:11.33 (5)	(13.41)		(13.41)
		1:24.60 (4)	(13.27)	1:37.96 (5)	(13.36)	1:51.60 (6)	(13.64)	2:05.10 (6)	(13.50)	2:18.81 (6)	(13.71)		(13.71)
		2:32.66 (6)	(13.85)	2:46.22 (6)	(13.56)	3:00.08 (6)	(13.86)	3:14.04 (7)	(13.96)	3:28.06 (7)	(14.02)		(14.02)
		3:42.04 (7)	(13.98)										
QF2	C	NED - Netherlands								3:38.90 (4)			SF1
		17.99 (2)	(17.99)	31.25 (1)	(13.26)	44.40 (2)	(13.15)	57.86 (3)	(13.46)	1:11.31 (4)	(13.45)		(13.45)
		1:24.72 (6)	(13.41)	1:38.11 (6)	(13.39)	1:51.43 (5)	(13.32)	2:04.88 (5)	(13.45)	2:18.50 (5)	(13.62)		(13.62)
		2:31.90 (5)	(13.40)	2:45.23 (5)	(13.33)	2:58.61 (5)	(13.38)	3:11.98 (4)	(13.37)	3:25.38 (4)	(13.40)		(13.40)
		3:38.90 (4)	(13.52)										
	F	CAN - Canada								3:40.17 (5)			FC
		18.15 (4)	(18.15)	31.49 (4)	(13.34)	44.53 (3)	(13.04)	57.63 (2)	(13.10)	1:10.75 (2)	(13.12)		(13.12)
		1:23.97 (2)	(13.22)	1:37.20 (2)	(13.23)	1:50.66 (3)	(13.46)	2:04.07 (3)	(13.41)	2:17.59 (3)	(13.52)		(13.52)
		2:31.12 (3)	(13.53)	2:44.70 (4)	(13.58)	2:58.36 (4)	(13.66)	3:12.17 (5)	(13.81)	3:26.11 (5)	(13.94)		(13.94)
		3:40.17 (5)	(14.06)										
QF3	C	USA - United States of America								3:37.51 (2)			SF2
		18.33 (7)	(18.33)	31.78 (7)	(13.45)	44.94 (6)	(13.16)	57.97 (5)	(13.03)	1:11.00 (3)	(13.03)		(13.03)
		1:24.12 (3)	(13.12)	1:37.26 (3)	(13.14)	1:50.42 (2)	(13.16)	2:03.64 (2)	(13.22)	2:16.91 (2)	(13.27)		(13.27)
		2:30.21 (2)	(13.30)	2:43.49 (2)	(13.28)	2:56.83 (2)	(13.34)	3:10.25 (2)	(13.42)	3:23.79 (2)	(13.54)		(13.54)
		3:37.51 (2)	(13.72)										
	F	NOR - Norway								3:37.47 (1)			SF1
		17.99 (2)	(17.99)	31.42 (2)	(13.43)	44.36 (1)	(12.94)	57.26 (1)	(12.90)	1:10.30 (1)	(13.04)		(13.04)
		1:23.44 (1)	(13.14)	1:36.61 (1)	(13.17)	1:49.78 (1)	(13.17)	2:03.01 (1)	(13.23)	2:16.29 (1)	(13.28)		(13.28)
		2:29.68 (1)	(13.39)	2:43.08 (1)	(13.40)	2:56.52 (1)	(13.44)	3:09.99 (1)	(13.47)	3:23.65 (1)	(13.66)		(13.66)
		3:37.47 (1)	(13.82)										
QF4	C	CHN - People's Republic of China								3:52.25 (8)			FD
		18.17 (5)	(18.17)	31.84 (8)	(13.67)	45.30 (8)	(13.46)	58.92 (8)	(13.62)	1:12.63 (8)	(13.71)		(13.71)
		1:26.53 (8)	(13.90)	1:40.64 (8)	(14.11)	1:54.86 (8)	(14.22)	2:09.23 (8)	(14.37)	2:23.62 (8)	(14.39)		(14.39)
		2:38.27 (8)	(14.65)	2:52.85 (8)	(14.58)	3:07.44 (8)	(14.59)	3:22.26 (8)	(14.82)	3:37.20 (8)	(14.94)		(14.94)
		3:52.25 (8)	(15.05)										
	F	ROC - ROC								3:38.67 (3)			SF2
		18.23 (6)	(18.23)	31.76 (5)	(13.53)	44.98 (7)	(13.22)	58.20 (7)	(13.22)	1:11.43 (7)	(13.23)		(13.23)
		1:24.68 (5)	(13.25)	1:37.94 (4)	(13.26)	1:51.25 (4)	(13.31)	2:04.53 (4)	(13.28)	2:17.83 (4)	(13.30)		(13.30)
		2:31.14 (4)	(13.31)	2:44.52 (3)	(13.38)	2:57.92 (3)	(13.40)	3:11.47 (3)	(13.55)	3:25.09 (3)	(13.62)		(13.62)
		3:38.67 (3)	(13.58)										

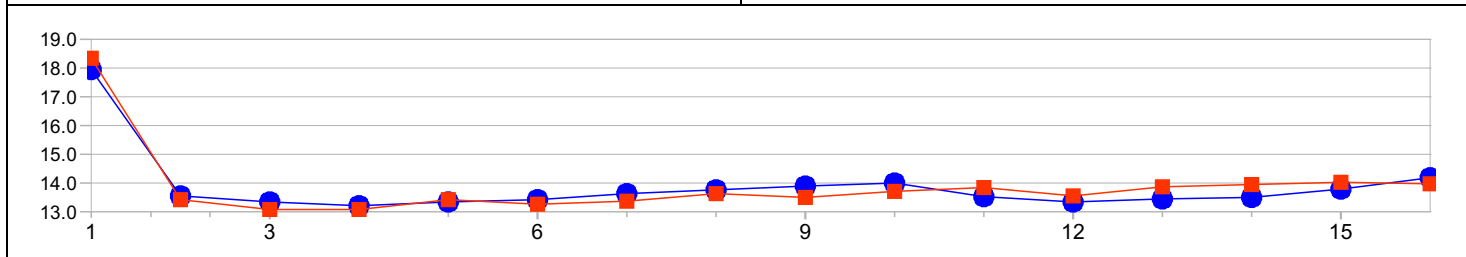
Legend:	C Crossing straight	F Finishing straight	Fy Qualified for Final y (y=C or D)
	OR Olympic Record	QF_x Quarterfinal heat x (x=1-4)	SF_x Qualified for Semifinal heat x (x=1 or 2)
	WR World Record		



Distance Analysis - Graphical
 分段成绩分析 - 图解 / Analyses graphiques des distances

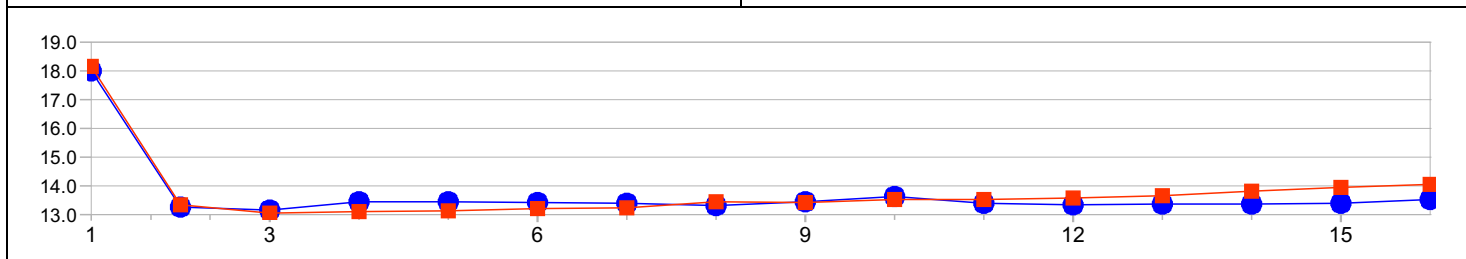
QF1

Crossing straight (Blue) KOR - Republic of Korea 3:41.89 FC	Average: 13.60 14.18 - 13.22 = 0.96	Finishing straight (Red) ITA - Italy 3:42.04 FD	Average: 13.58 14.02 - 13.07 = 0.95
---	--	---	--



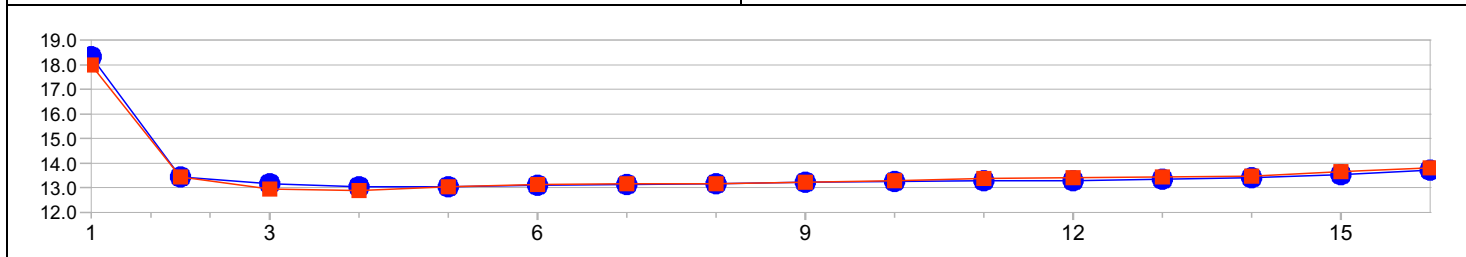
QF2

Crossing straight (Blue) NED - Netherlands 3:38.90 SF1	Average: 13.39 13.62 - 13.15 = 0.47	Finishing straight (Red) CAN - Canada 3:40.17 FC	Average: 13.47 14.06 - 13.04 = 1.02
--	--	--	--



QF3

Crossing straight (Blue) USA - United States of America 3:37.51 SF2	Average: 13.28 13.72 - 13.03 = 0.69	Finishing straight (Red) NOR - Norway 3:37.47 SF1	Average: 13.30 13.82 - 12.90 = 0.92
---	--	---	--

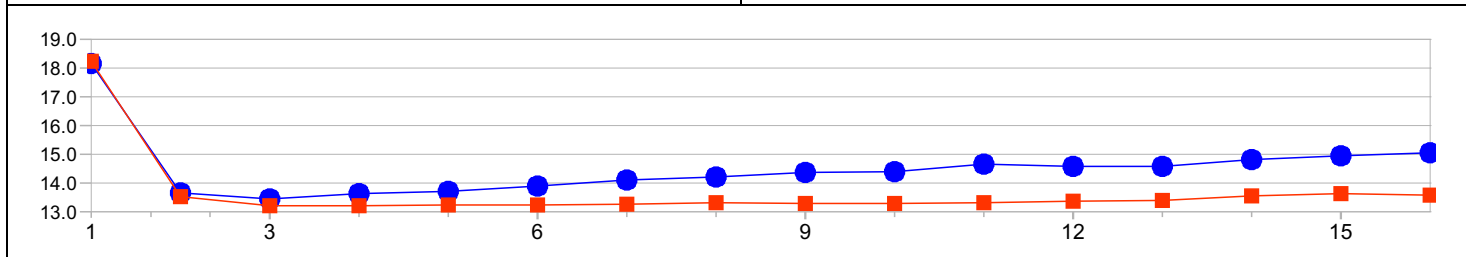




Distance Analysis - Graphical
 分段成绩分析 - 图解 / Analyses graphiques des distances

QF4

Crossing straight (Blue) CHN - People's Republic of China 3:52.25 FD Average: 14.27 15.05 - 13.46 = 1.59	Finishing straight (Red) ROC - ROC 3:38.67 SF2 Average: 13.36 13.62 - 13.22 = 0.40
--	--



Legend:	Fy Qualified for Final y (y=C or D)	QF_x Quarterfinal heat x (x=1-4)	SF_x Qualified for semifinal heat x (x=1 or 2)
----------------	--	---	---



Ice and Climatic Conditions

冰面和气候条件 / Conditions de glace et climatique

	Session 1	
	Start	End
Time	20:54	21:21
Heat Number	1	4
Air Temperature	18.8°C / 66°F	18.5°C / 65°F
Ice Temperature	-10.7°C / 13°F	-10.9°C / 12°F
Humidity	25 %	25 %
Air Pressure	1,022 hPa	1,022 hPa



Start List
 出发顺序 / Liste de départ

WR	3:34.47	USA - United States of America	5 DEC 2021	Salt Lake City, UT (USA)
OR	3:37.08	NOR - Norway	21 FEB 2018	PyeongChang (KOR)

TEAMS WITH SELECTED SKATERS

Heat	SP	AB	Team
SF1	C		NED - Netherlands
		2	BOSKER Marcel
		3	KRAMER Sven
		4	ROEST Patrick
F			NOR - Norway
		1	ENGBRAATEN Hallgeir
		3	KONGSHAUG Peder
		4	PEDERSEN Sverre Lunde
SF2	C		ROC - ROC
		1	ALDOSHKIN Daniil
		3	TROFIMOV Sergei
		4	ZAKHAROV Ruslan
F			USA - United States of America
		1	CEPURAN Ethan
		2	DAWSON Casey
		3	LEHMAN Emery

Note:
 Winning team of each heat qualifies for Final A. The two losing teams qualify for Final B.
 The Arm band number will be pre-assigned for the entire Team Pursuit event, and will be retained throughout the competition.

Legend:

AB	Arm band number	C	Crossing straight	F	Finishing straight
OR	Olympic Record	SF_x	Semifinal heat x (x=1 or 2)	SP	Starting position
WR	World Record				



Results
成绩 / Résultats

WR	3:34.47	USA - United States of America	5 DEC 2021	Salt Lake City, UT (USA)
OR	3:37.08	NOR - Norway	21 FEB 2018	PyeongChang (KOR)

ISU Officials:				
Referee	HEIDEMAN Hanjo (NED)			
Assistant Referee	NOZAKI Chiharu (JPN)			
Starter	STEENBECK Roland (GER)			

Heat	Team	Time	Qualified	Note
SF1	W NOR - Norway	3:38.28	FA	
	ENGBRAATEN Hallgeir			
	KONGSHAUG Peder			
SF2	NED - Netherlands	3:39.62	FB	
	BOSKER Marcel			
	KRAMER Sven			
	ROEST Patrick			
SF2	W ROC - ROC	3:36.62	FA	OR
	ALDOSHKIN Daniil			
	TROFIMOV Sergei			
SF2	USA - United States of America	3:37.05	FB	
	ZAKHAROV Ruslan			
	CEPURAN Ethan			
	DAWSON Casey			
	LEHMAN Emery			

Referee:	HEIDEMAN Hanjo (NED)
----------	-----------------------------

Note:
Winning team of each heat qualifies for Final A. The two losing teams qualify for Final B.
Please note that only one Olympic or World Record can be set in a single round, even if a pre-existing result is surpassed more than once in the same round.

Legend:			
Fy	Qualified for Final y (y=A or B)	OR	Olympic Record
W	Winner indicator	WR	World Record
		SFx	Semifinal heat x (x=1 or 2)



Distance Analysis in Heats
 每组分段成绩分析 / Analyses des distances par série

WR	3:34.47	USA - United States of America	5 DEC 2021	Salt Lake City, UT (USA)						
OR	3:37.08	NOR - Norway	21 FEB 2018	PyeongChang (KOR)						
WR:	Split 1	18.17 (18.17)	Split 2	31.19 (13.02)	Split 3	44.13 (12.94)	Split 4	56.78 (12.65)	Split 5	1:09.71 (12.93)
OR:		17.33 (17.33)		30.36 (13.03)		43.29 (12.93)		56.48 (13.19)		1:09.60 (13.12)
WR:	Split 6	1:22.50 (12.79)	Split 7	1:35.63 (13.13)	Split 8	1:48.57 (12.94)	Split 9	2:01.83 (13.26)	Split 10	2:14.79 (12.96)
OR:		1:22.89 (13.29)		1:36.24 (13.35)		1:49.65 (13.41)		2:03.27 (13.62)		2:16.64 (13.37)
WR:	Split 11	2:27.97 (13.18)	Split 12	2:40.92 (12.95)	Split 13	2:54.26 (13.34)	Split 14	3:07.37 (13.11)	Split 15	3:20.88 (13.51)
OR:		2:29.94 (13.30)		2:43.23 (13.29)		2:56.57 (13.34)		3:09.92 (13.35)		3:23.45 (13.53)
WR:	Finish	3:34.37 (13.49)								
OR:		3:37.08 (13.63)								

Heat	Start Position	Team								Time (Rank)		Note	Qualified
		Split Time (Rank)	½ Lap Time	Split Time (Rank)	½ Lap Time	Split Time (Rank)	½ Lap Time	Split Time (Rank)	½ Lap Time	Split Time (Rank)	½ Lap Time		
SF1	C	NED - Netherlands								3:39.62			FB
		17.97 (1)	(17.97)	31.34 (1)	(13.37)	44.51 (1)	(13.17)	57.81 (1)	(13.30)	1:11.05 (1)	(13.24)		(13.24)
		1:24.27 (1)	(13.22)	1:37.52 (1)	(13.25)	1:50.94 (2)	(13.42)	2:04.56 (2)	(13.62)	2:18.05 (2)	(13.49)		(13.49)
		2:31.53 (2)	(13.48)	2:44.97 (2)	(13.44)	2:58.42 (2)	(13.45)	3:11.96 (2)	(13.54)	3:25.70 (2)	(13.74)		(13.74)
F		NOR - Norway								3:38.28			FA
		18.04 (2)	(18.04)	31.57 (2)	(13.53)	44.76 (2)	(13.19)	57.91 (2)	(13.15)	1:11.15 (2)	(13.24)		(13.24)
		1:24.35 (2)	(13.20)	1:37.52 (1)	(13.17)	1:50.63 (1)	(13.11)	2:03.79 (1)	(13.16)	2:17.00 (1)	(13.21)		(13.21)
		2:30.32 (1)	(13.32)	2:43.68 (1)	(13.36)	2:57.19 (1)	(13.51)	3:10.79 (1)	(13.60)	3:24.50 (1)	(13.71)		(13.71)
SF2	C	ROC - ROC								3:36.62		OR	FA
		17.95 (1)	(17.95)	31.25 (1)	(13.30)	44.25 (1)	(13.00)	57.25 (1)	(13.00)	1:10.28 (1)	(13.03)		(13.03)
		1:23.35 (1)	(13.07)	1:36.51 (2)	(13.16)	1:49.76 (2)	(13.25)	2:02.94 (2)	(13.18)	2:16.10 (1)	(13.16)		(13.16)
		2:29.31 (1)	(13.21)	2:42.50 (1)	(13.19)	2:55.96 (1)	(13.46)	3:09.39 (1)	(13.43)	3:22.96 (1)	(13.57)		(13.57)
F		USA - United States of America								3:37.05			FB
		18.14 (2)	(18.14)	31.47 (2)	(13.33)	44.58 (2)	(13.11)	57.51 (2)	(12.93)	1:10.47 (2)	(12.96)		(12.96)
		1:23.47 (2)	(13.00)	1:36.47 (1)	(13.00)	1:49.60 (1)	(13.13)	2:02.86 (1)	(13.26)	2:16.14 (2)	(13.28)		(13.28)
		2:29.49 (2)	(13.35)	2:42.84 (2)	(13.35)	2:56.23 (2)	(13.39)	3:09.67 (2)	(13.44)	3:23.28 (2)	(13.61)		(13.61)

Legend:	C Crossing straight	F Finishing straight	Fy Qualified for Final y (y=A or B)
	OR Olympic Record	SF_x Semifinal heat x (x=1 or 2)	WR World Record

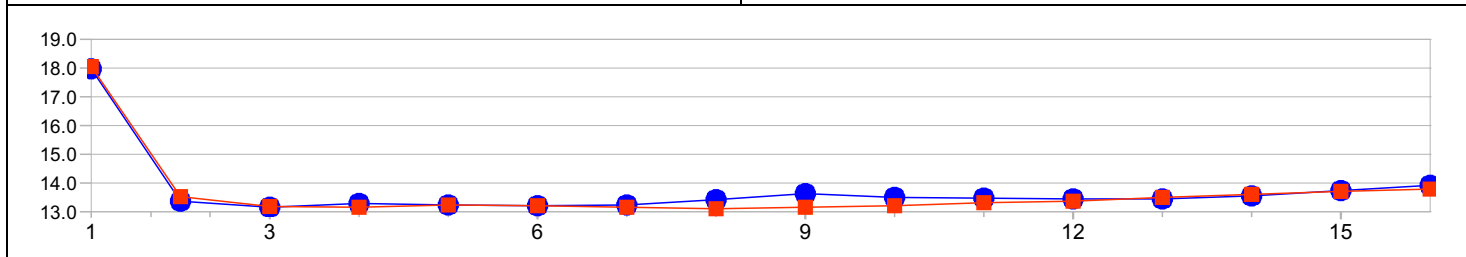


Distance Analysis - Graphical

分段成绩分析 - 图解 / Analyses graphiques des distances

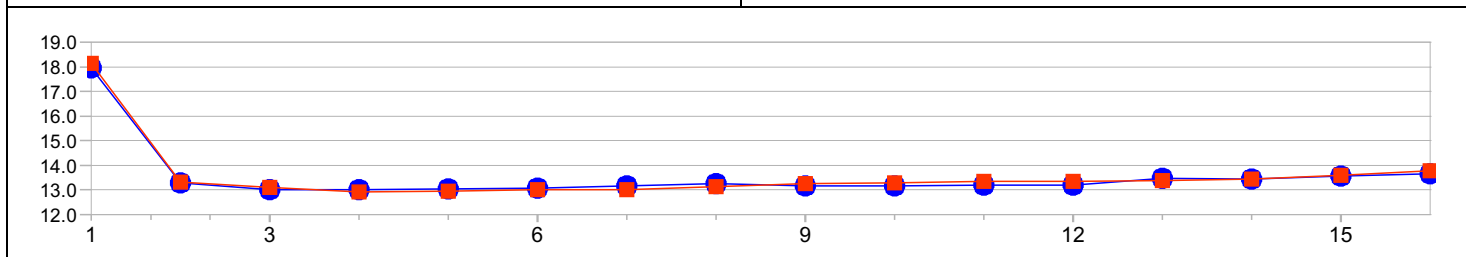
SF1

Crossing straight (Blue)			Finishing straight (Red)		
NED - Netherlands			NOR - Norway		
3:39.62	FB	Average: 13.44	3:38.28	FA	Average: 13.35
13.92 - 13.17 = 0.75			13.78 - 13.11 = 0.67		



SF2

Crossing straight (Blue)			Finishing straight (Red)		
ROC - ROC			USA - United States of America		
3:36.62	FA	Average: 13.24	3:37.05	FB	Average: 13.26
13.66 - 13.00 = 0.66			13.77 - 12.93 = 0.84		



Legend:

Fy Qualified for Final y (y=A or B) SFx Semifinal heat x (x=1 or 2)



Ice and Climatic Conditions
冰面和气候条件 / Conditions de glace et climatique

	Session 1	
	Start	End
Time	14:52	15:04
Heat Number	1	2
Air Temperature	18.3°C / 65°F	18.2°C / 65°F
Ice Temperature	-11.0°C / 12°F	-11.0°C / 12°F
Humidity	20 %	20 %
Air Pressure	1,022 hPa	1,022 hPa



Start List
出发顺序 / Liste de départ

WR	3:34.47	USA - United States of America	5 DEC 2021	Salt Lake City, UT (USA)
OR	3:36.62	ROC - ROC	15 FEB 2022	Beijing (CHN)

TEAMS WITH SELECTED SKATERS

Heat	SP	AB	Team
FD	C		CHN - People's Republic of China
		1	LIAN Ziwen
		3	WANG Haotian
		4	XU Fu
F			ITA - Italy
		1	GHIOTTO Davide
		2	GIOVANNINI Andrea
		3	MALFATTI Michele
FC	C		KOR - Republic of Korea
		1	CHUNG Jae Won
		2	KIM Minseok
		4	PARK Seonghyeon
F			CAN - Canada
		1	BELCHOS Jordan
		2	BLOEMEN Ted-Jan
		4	LANGELAAR Tyson
FB	C		NED - Netherlands
		2	BOSKER Marcel
		3	KRAMER Sven
		4	ROEST Patrick
F			USA - United States of America
		2	DAWSON Casey
		3	LEHMAN Emery
		4	MANTIA Joey
FA	C		ROC - ROC
		1	ALDOSHKIN Daniil
		3	TROFIMOV Sergei
		4	ZAKHAROV Ruslan
F			NOR - Norway
		1	ENGEBRAATEN Hallgeir
		3	KONGSHAUG Peder
		4	PEDERSEN Sverre Lunde

Note:
The Arm band number will be pre-assigned for the entire Team Pursuit event, and will be retained throughout the competition.

Legend:	
AB	Arm band number
FA	Final A (Gold medal heat)
FD	FD - Final D (7th - 8th ranking)
WR	World Record
C	Crossing straight
FB	Final B (Bronze medal heat)
OR	Olympic Record
F	Finishing straight
FC	Final C (5th - 6th ranking)
SP	Starting position



Results
 成绩 / Résultats

WR	3:34.47	USA - United States of America	5 DEC 2021	Salt Lake City, UT (USA)
OR	3:36.62	ROC - ROC	15 FEB 2022	Beijing (CHN)

ISU Officials:				
Referee	HEIDEMAN Hanjo (NED)			
Assistant Referee	NOZAKI Chiharu (JPN)			
Starter	STEENBECK Roland (GER)			

Heat	Team	Time	Final Ranking	Note
FA	W NOR - Norway	3:38.08	1	
	ENGBRAATEN Hallgeir KONGSHAUG Peder PEDERSEN Sverre Lunde			
	ROC - ROC	3:40.46	2	
	ALDOSHKIN Daniil TROFIMOV Sergei ZAKHAROV Ruslan			
FB	W USA - United States of America	3:38.81	3	
	DAWSON Casey LEHMAN Emery MANTIA Joey			
	NED - Netherlands	3:41.62	4	
	BOSKER Marcel KRAMER Sven ROEST Patrick			
FC	W CAN - Canada	3:40.39	5	
	BELCHOS Jordan BLOEMEN Ted-Jan LANGELAAR Tyson			
	KOR - Republic of Korea	3:53.77	6	
	CHUNG Jae Won KIM Minseok PARK Seonghyeon			
FD	W ITA - Italy	3:44.20	7	
	GHIOTTO Davide GIOVANNINI Andrea MALFATTI Michele			
	CHN - People's Republic of China	3:53.58	8	
	LIAN Ziwen WANG Haotian XU Fu			

Referee:	HEIDEMAN Hanjo (NED)
----------	-----------------------------

Legend:					
FA	Final A (Gold medal heat)	FB	Final B (Bronze medal heat)	FC	Final C (5th - 6th ranking)
FD	Final D (7th - 8th ranking)	OR	Olympic Record	W	Winner indicator
WR	World Record				



Distance Analysis in Heats

每组分段成绩分析 / Analyses des distances par série

WR	3:34.47	USA - United States of America	5 DEC 2021	Salt Lake City, UT (USA)
OR	3:36.62	ROC - ROC	15 FEB 2022	Beijing (CHN)
WR:	Split 1	18.17 (18.17)	Split 2	31.19 (13.02)
OR:	Split 1	17.95 (17.95)	Split 2	31.25 (13.30)
WR:	Split 3	44.13 (12.94)	Split 4	56.78 (12.65)
OR:	Split 3	44.25 (13.00)	Split 4	57.25 (13.00)
WR:	Split 5	1:09.71 (12.93)	Split 6	1:22.50 (12.79)
OR:	Split 5	1:10.28 (13.03)	Split 6	1:23.35 (13.07)
WR:	Split 7	1:35.63 (13.13)	Split 8	1:48.57 (12.94)
OR:	Split 7	1:36.51 (13.16)	Split 8	1:49.76 (13.25)
WR:	Split 9	2:01.83 (13.26)	Split 10	2:14.79 (12.96)
OR:	Split 9	2:02.94 (13.18)	Split 10	2:16.10 (13.16)
WR:	Split 11	2:27.97 (13.18)	Split 12	2:40.92 (12.95)
OR:	Split 11	2:29.31 (13.21)	Split 12	2:42.50 (13.19)
WR:	Split 13	2:54.26 (13.34)	Split 14	3:07.37 (13.11)
OR:	Split 13	2:55.96 (13.46)	Split 14	3:09.39 (13.43)
WR:	Finish	3:34.37 (13.49)		
OR:	Finish	3:36.62 (13.66)		

Heat	Start Position	Team								Time	Note	Final Ranking
		Split Time (Rank)	½ Lap Time	Split Time (Rank)	½ Lap Time	Split Time (Rank)	½ Lap Time	Split Time (Rank)	½ Lap Time			
FA C		ROC - ROC								3:40.46		2
		18.21 (2)	(18.21)	31.55 (2)	(13.34)	44.68 (2)	(13.13)	57.85 (2)	(13.17)	1:11.10 (2)	(13.25)	
		1:24.36 (2)	(13.26)	1:37.64 (2)	(13.28)	1:50.95 (2)	(13.31)	2:04.32 (2)	(13.37)	2:17.72 (2)	(13.40)	
		2:31.19 (2)	(13.47)	2:44.76 (2)	(13.57)	2:58.50 (2)	(13.74)	3:12.41 (2)	(13.91)	3:26.39 (2)	(13.98)	
		3:40.46 (2)	(14.07)									
F		NOR - Norway								3:38.08		1
		17.97 (1)	(17.97)	31.29 (1)	(13.32)	44.16 (1)	(12.87)	57.04 (1)	(12.88)	1:09.94 (1)	(12.90)	
		1:22.92 (1)	(12.98)	1:36.01 (1)	(13.09)	1:49.18 (1)	(13.17)	2:02.41 (1)	(13.23)	2:15.73 (1)	(13.32)	
		2:29.20 (1)	(13.47)	2:42.78 (1)	(13.58)	2:56.41 (1)	(13.63)	3:10.14 (1)	(13.73)	3:24.07 (1)	(13.93)	
		3:38.08 (1)	(14.01)									
FB C		NED - Netherlands								3:41.62		4
		18.02 (1)	(18.02)	31.34 (2)	(13.32)	44.46 (2)	(13.12)	57.95 (2)	(13.49)	1:11.63 (2)	(13.68)	
		1:25.27 (2)	(13.64)	1:38.89 (2)	(13.62)	1:52.40 (2)	(13.51)	2:05.95 (2)	(13.55)	2:19.60 (2)	(13.65)	
		2:33.11 (2)	(13.51)	2:46.63 (2)	(13.52)	3:00.18 (2)	(13.55)	3:13.85 (2)	(13.67)	3:27.69 (2)	(13.84)	
		3:41.62 (2)	(13.93)									
F		USA - United States of America								3:38.81		3
		18.06 (2)	(18.06)	31.30 (1)	(13.24)	44.29 (1)	(12.99)	57.31 (1)	(13.02)	1:10.38 (1)	(13.07)	
		1:23.47 (1)	(13.09)	1:36.68 (1)	(13.21)	1:49.93 (1)	(13.25)	2:03.30 (1)	(13.37)	2:16.68 (1)	(13.38)	
		2:30.10 (1)	(13.42)	2:43.67 (1)	(13.57)	2:57.33 (1)	(13.66)	3:11.01 (1)	(13.68)	3:24.80 (1)	(13.79)	
		3:38.81 (1)	(14.01)									
FC C		KOR - Republic of Korea								3:53.77		6
		18.20 (1)	(18.20)	31.82 (1)	(13.62)	45.35 (2)	(13.53)	59.03 (2)	(13.68)	1:13.02 (2)	(13.99)	
		1:26.97 (2)	(13.95)	1:41.37 (2)	(14.40)	1:55.85 (2)	(14.48)	2:10.46 (2)	(14.61)	2:25.42 (2)	(14.96)	
		2:40.52 (2)	(15.10)	2:55.27 (2)	(14.75)	3:09.78 (2)	(14.51)	3:24.24 (2)	(14.46)	3:38.85 (2)	(14.61)	
		3:53.77 (2)	(14.92)									
F		CAN - Canada								3:40.39		5
		18.23 (2)	(18.23)	31.89 (2)	(13.66)	45.31 (1)	(13.42)	58.70 (1)	(13.39)	1:12.05 (1)	(13.35)	
		1:25.47 (1)	(13.42)	1:38.88 (1)	(13.41)	1:52.29 (1)	(13.41)	2:05.67 (1)	(13.38)	2:19.06 (1)	(13.39)	
		2:32.47 (1)	(13.41)	2:45.95 (1)	(13.48)	2:59.40 (1)	(13.45)	3:12.94 (1)	(13.54)	3:26.59 (1)	(13.65)	
		3:40.39 (1)	(13.80)									
FD C		CHN - People's Republic of China								3:53.58		8
		17.75 (1)	(17.75)	31.33 (1)	(13.58)	44.90 (1)	(13.57)	58.67 (2)	(13.77)	1:12.56 (2)	(13.89)	
		1:26.45 (2)	(13.89)	1:40.38 (2)	(13.93)	1:54.34 (2)	(13.96)	2:08.50 (2)	(14.16)	2:22.95 (2)	(14.45)	
		2:37.86 (2)	(14.91)	2:52.94 (2)	(15.08)	3:08.04 (2)	(15.10)	3:23.14 (2)	(15.10)	3:38.33 (2)	(15.19)	
		3:53.58 (2)	(15.25)									
F		ITA - Italy								3:44.20		7
		18.59 (2)	(18.59)	32.15 (2)	(13.56)	45.35 (2)	(13.20)	58.54 (1)	(13.19)	1:11.86 (1)	(13.32)	
		1:25.24 (1)	(13.38)	1:38.71 (1)	(13.47)	1:52.56 (1)	(13.85)	2:06.29 (1)	(13.73)	2:20.13 (1)	(13.84)	
		2:34.14 (1)	(14.01)	2:47.69 (1)	(13.55)	3:01.53 (1)	(13.84)	3:15.38 (1)	(13.85)	3:29.67 (1)	(14.29)	
		3:44.20 (1)	(14.53)									

Legend:

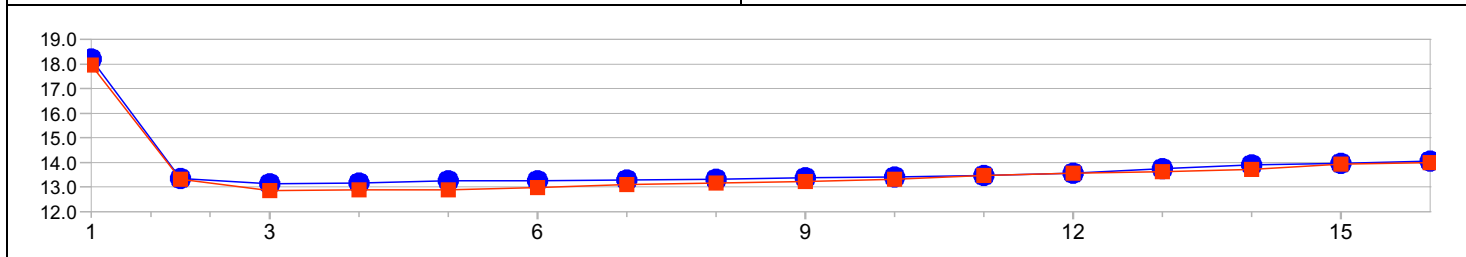
C Crossing straight	F Finishing straight	FA Final A (Gold medal heat)
FB Final B (Bronze medal heat)	FC Final C (5th - 6th ranking)	FD Final D (7th - 8th ranking)
OR Olympic Record	WR World Record	



Distance Analysis - Graphical
 分段成绩分析 - 图解 / Analyses graphiques des distances

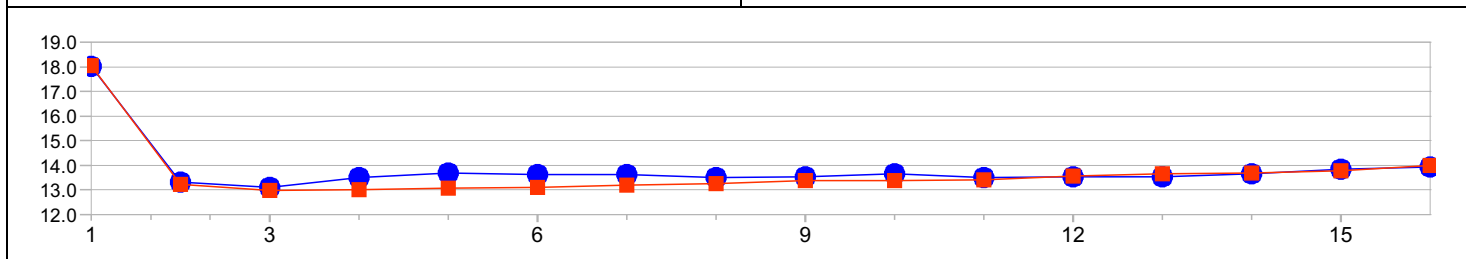
FA

Crossing straight (Blue) ROC - ROC 3:40.46 Average: 13.48 14.07 - 13.13 = 0.94	Finishing straight (Red) NOR - Norway 3:38.08 Average: 13.34 14.01 - 12.87 = 1.14
--	---



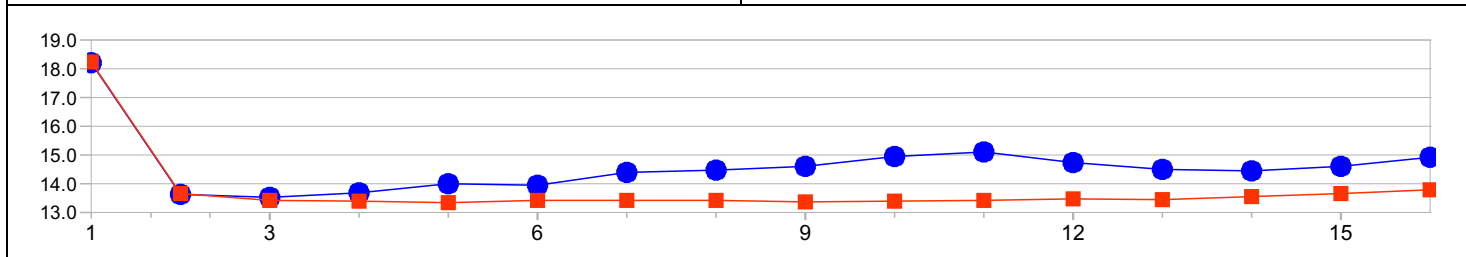
FB

Crossing straight (Blue) NED - Netherlands 3:41.62 Average: 13.57 13.93 - 13.12 = 0.81	Finishing straight (Red) USA - United States of America 3:38.81 Average: 13.38 14.01 - 12.99 = 1.02
--	---



FC

Crossing straight (Blue) KOR - Republic of Korea 3:53.77 Average: 14.37 15.10 - 13.53 = 1.57	Finishing straight (Red) CAN - Canada 3:40.39 Average: 13.48 13.80 - 13.35 = 0.45
--	---

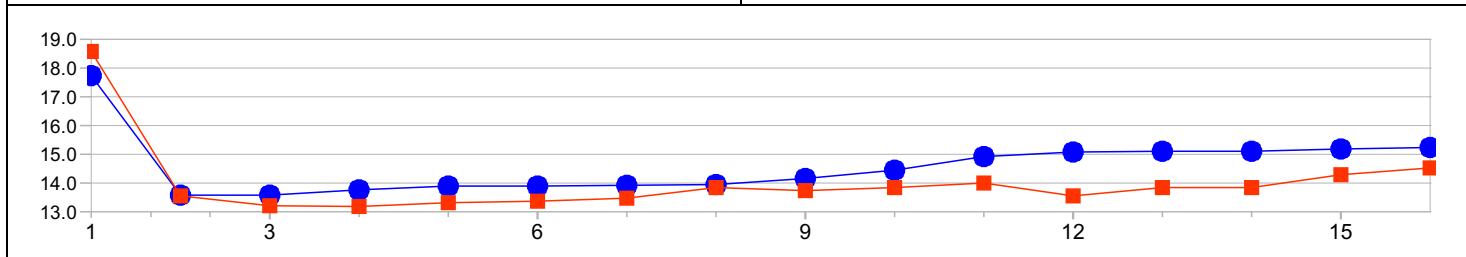




Distance Analysis - Graphical
 分段成绩分析 - 图解 / Analyses graphiques des distances

FD

Crossing straight (Blue) CHN - People's Republic of China 3:53.58 Average: 14.39 15.25 - 13.57 = 1.68	Finishing straight (Red) ITA - Italy 3:44.20 Average: 13.71 14.53 - 13.19 = 1.34
---	--



Legend:

FA Final A (Gold medal heat)
FD Final D (7th - 8th ranking)

FB Final B (Bronze medal heat)

FC Final C (5th - 6th ranking)



Ice and Climatic Conditions
 冰面和气候条件 / Conditions de glace et climatique

	Session 1	
	Start	End
Time	15:43	15:49
Heat Number	FD	FC
Air Temperature	18.4°C / 65°F	18.3°C / 65°F
Ice Temperature	-11.0°C / 12°F	-11.0°C / 12°F
Humidity	20 %	20 %
Air Pressure	1,022 hPa	1,022 hPa

	Session 2	
	Start	End
Time	16:41	16:47
Heat Number	FB	FA
Air Temperature	18.6°C / 65°F	18.5°C / 65°F
Ice Temperature	-11.0°C / 12°F	-11.0°C / 12°F
Humidity	20 %	20 %
Air Pressure	1,022 hPa	1,022 hPa

Legend:
Fy Final y (y=A, B, C or D)



Sport Communication
 体育公告 / Communication sportive

Item: 2

Allocation of additional quota places for Mass Start event

Summary:

24 quota places were allocated and accepted by NOCs concerned for each of the Mass Start events by the deadline for entries for the 2022 Olympic Winter Games. According to the qualification system for the Speed Skating Competitions additional quotas may be allocated during Games time to NOCs that have not been allotted the maximum quota (2 competitors) for the event.

The priority order for allocation of additional quotas is based on the Special Olympic Qualification Classification (SOQC) for the Mass Start event.

Team Leaders are requested to inform the Sport Expert of their interest to be allotted additional quotas for the Mass Start events as soon as possible, and not later than at the Team Leaders' meeting

Details:

In line with the Qualification System for XXIV Olympic Winter Games in Beijing 2022 issued by IOC on November 18, 2020 additional quota places for the Mass Start event (up to a maximum of 30 competitors) may be allocated as follows, in priority order:

Women		
1	GBR	1
2	AUT	1
3	ROC	2
4	BLR	2
5	POL	2
6	NOR	2
7	CZE	2
8	TPE	1
9	ROU	1
9	ARG	1

Men		
1	BLR	1
2	LAT	1
3	NZL	1
4	BLR	2
5	CHN	2
6	SWE	1
7	GER	2
8	JPN	2
9	KAZ	2

As per paragraph D.2.5 of the Qualification system additional starting positions will be made available only to athletes who have participated in at least one (1) distance/event.

Issued by: ISU Technical Delegate
 Time: 17:30
 Date: 13 FEB 2022



Competition Schedule
 竞赛日程 / Horaire des compétitions

As of FRI 28 JAN 2022

Date	Start Time	Estimated Finish Time	Event
SAT 5 FEB	16:30	17:51	Women's 3000m
SUN 6 FEB	16:30	18:15	Men's 5000m
MON 7 FEB	16:30	17:50	Women's 1500m
TUE 8 FEB	18:30	19:50	Men's 1500m
THU 10 FEB	20:00	21:16	Women's 5000m
FRI 11 FEB	16:00	17:53	Men's 10000m
SAT 12 FEB	16:00 16:53	16:23 17:34	Women's Team Pursuit Quarterfinals Men's 500m
SUN 13 FEB	21:00 21:56	21:26 22:37	Men's Team Pursuit Quarterfinals Women's 500m
TUE 15 FEB	14:30 14:52 15:24 15:30 15:43 15:49 16:22 16:28 16:41 16:47	14:42 15:04 15:30 15:36 15:49 15:55 16:28 16:34 16:47 16:53	Women's Team Pursuit Semifinals Men's Team Pursuit Semifinals Women's Team Pursuit Final D Women's Team Pursuit Final C Men's Team Pursuit Final D Men's Team Pursuit Final C Women's Team Pursuit Final B Women's Team Pursuit Final A Men's Team Pursuit Final B Men's Team Pursuit Final A
THU 17 FEB	16:30	17:42	Women's 1000m
FRI 18 FEB	16:30	17:40	Men's 1000m
SAT 19 FEB	15:00 15:45 16:30 17:00	15:30 16:15 16:45 17:15	Men's Mass Start Semifinals Women's Mass Start Semifinals Men's Mass Start Final Women's Mass Start Final

Note:
 Please check online for more details and the latest updates.



Entry List by NOC
 NOC报名列表 / Liste d'inscriptions par CNO

REVISED
 4 FEB 13:46

As of FRI 4 FEB 2022

NOC	Gender	Date of Birth	Height m / ft in
ARG - Argentina			
RODRIGUEZ LOPEZ Maria Victoria	Female	1 APR 1991	1.70 / 5'7"
AUT - Austria			
HERZOG Vanessa	Female	4 JUL 1995	1.75 / 5'9"
ODOR Gabriel	Male	23 AUG 2000	1.85 / 6'1"
BEL - Belgium			
TAS Sandrine	Female	7 SEP 1995	1.71 / 5'7"
SWINGS Bart	Male	12 FEB 1991	1.79 / 5'10"
VOSTE Mathias	Male	20 MAY 1994	1.85 / 6'1"
BLR - Belarus			
NIFANTAVA Hanna	Female	17 OCT 1999	1.64 / 5'5"
SLOEVA Ekaterina	Female	23 MAY 1999	1.75 / 5'9"
VARABYOVA Yauheniya	Female	1 APR 1998	1.77 / 5'10"
ZUYEVA Maryna	Female	20 MAR 1992	1.79 / 5'10"
GOLOVATSIUK Ignat	Male	5 MAY 1997	1.88 / 6'2"
CAN - Canada			
BLONDIN Ivanie	Female	2 APR 1990	1.62 / 5'4"
HUDEY Marsha	Female	3 AUG 1990	1.60 / 5'3"
MALTAIS Valerie	Female	4 JUL 1990	1.64 / 5'5"
McDOUGALL Brooklyn	Female	23 AUG 1998	1.77 / 5'10"
McLEAN Heather	Female	4 JAN 1993	1.64 / 5'5"
PEARMAN Maddison	Female	23 JAN 1996	1.72 / 5'8"
SCOTT Alexa	Female	3 APR 2001	1.71 / 5'7"
WEIDEMANN Isabelle	Female	18 JUL 1995	1.87 / 6'2"
BELCHOS Jordan	Male	22 JUN 1989	1.84 / 6'0"
BLOEMEN Ted-Jan	Male	16 AUG 1986	1.79 / 5'10"
DUBREUIL Laurent	Male	25 JUL 1992	1.82 / 6'0"
FISH Graeme	Male	23 AUG 1997	1.82 / 6'0"
GELINAS-BEAULIEU Antoine	Male	5 MAY 1992	1.78 / 5'10"
HOWE Connor	Male	10 JUN 2000	1.94 / 6'4"
JUNIO Gilmore	Male	6 AUG 1990	1.71 / 5'7"
LANGELAAR Tyson	Male	17 FEB 1999	1.91 / 6'3"



Entry List by NOC
 NOC报名表 / Liste d'inscriptions par CNO

REVISED
 4 FEB 13:46

As of FRI 4 FEB 2022

NOC	Gender	Date of Birth	Height m / ft in
CHN - People's Republic of China			
ADAKE Ahenaer	Female	1 JUN 1999	1.65 / 5'5"
GUO Dan	Female	6 DEC 1990	1.60 / 5'3"
HAN Mei	Female	27 JAN 1998	1.66 / 5'5"
JIN Jingzhu	Female	5 JAN 1992	1.66 / 5'5"
LI Qishi	Female	16 AUG 1993	1.75 / 5'9"
PEI Chong	Female	8 MAR 1997	1.73 / 5'8"
TIAN Ruining	Female	17 JAN 1997	1.68 / 5'6"
YIN Qi	Female	15 OCT 1992	1.76 / 5'9"
GAO Tingyu	Male	15 DEC 1997	1.80 / 5'11"
LIAN Ziwen	Male	26 SEP 1998	1.83 / 6'0"
NING Zhongyan	Male	3 NOV 1999	1.78 / 5'10"
WANG Haotian	Male	28 FEB 1998	1.90 / 6'3"
XU Fu	Male	2 NOV 1995	1.73 / 5'8"
YANG Tao	Male	15 SEP 1997	1.75 / 5'9"
COL - Colombia			
GOMEZ Laura	Female	17 JUL 1990	1.67 / 5'6"
CZE - Czech Republic			
SABLIKOVA Martina	Female	27 MAY 1987	1.71 / 5'7"
ZDRAHALOVA Nikola	Female	1 APR 1996	1.71 / 5'7"
DEN - Denmark			
SCHMIDT Stefan Due	Male	28 AUG 1994	1.84 / 6'0"
THORUP Viktor Hald	Male	14 AUG 1994	1.90 / 6'3"
EST - Estonia			
LIIV Marten	Male	23 DEC 1996	1.81 / 5'11"
GBR - Great Britain			
SMEDING Ellia	Female	16 MAR 1998	1.74 / 5'9"
KERSTEN Cornelius	Male	19 JUL 1994	1.87 / 6'2"
GER - Germany			
PECHSTEIN Claudia	Female	22 FEB 1972	1.66 / 5'5"
UHRIG Michelle	Female	20 JAN 1996	1.63 / 5'4"
BECKERT Patrick	Male	17 APR 1990	1.83 / 6'0"
DUFTER Joel	Male	18 MAR 1995	1.86 / 6'1"
RIJHNEN Felix	Male	9 JUL 1990	1.87 / 6'2"



Entry List by NOC
 NOC报名列表 / Liste d'inscriptions par CNO

REVISED
 4 FEB 13:46

As of FRI 4 FEB 2022

NOC	Gender	Date of Birth	Height m / ft in
ITA - Italy			
LOLLOBRIGIDA Francesca	Female	7 FEB 1991	1.69 / 5'7"
BOSA David	Male	28 APR 1992	1.78 / 5'10"
GHIOTTO Davide	Male	3 DEC 1993	1.86 / 6'1"
GIOVANNINI Andrea	Male	27 AUG 1993	1.78 / 5'10"
MALFATTI Michele	Male	31 DEC 1994	1.83 / 6'0"
ROSANELLI Jeffrey	Male	30 JUL 1998	1.86 / 6'1"
TRENTINI Alessio	Male	19 JUL 1994	1.78 / 5'10"
JPN - Japan			
GO Arisa	Female	12 DEC 1987	1.60 / 5'3"
HORIKAWA Momoka	Female	10 JUL 2003	1.64 / 5'5"
KODAIRA Nao	Female	26 MAY 1986	1.65 / 5'5"
KOSAKA Rin	Female	19 DEC 2001	1.58 / 5'2"
OSHIGIRI Misaki	Female	29 SEP 1992	1.68 / 5'6"
SATO Ayano	Female	10 DEC 1996	1.57 / 5'2"
TAKAGI Miho	Female	22 MAY 1994	1.64 / 5'5"
TAKAGI Nana	Female	2 JUL 1992	1.55 / 5'1"
ICHINOHE Seitaro	Male	25 JAN 1996	1.76 / 5'9"
KOJIMA Ryota	Male	11 MAY 1998	1.75 / 5'9"
MORISHIGE Wataru	Male	17 JUL 2000	1.75 / 5'9"
MURAKAMI Yuma	Male	12 DEC 1992	1.77 / 5'10"
ODA Takuro	Male	13 JUL 1992	1.78 / 5'10"
SHINHAMA Tatsuya	Male	11 JUL 1996	1.83 / 6'0"
TSUCHIYA Ryosuke	Male	29 NOV 1994	1.78 / 5'10"
KAZ - Kazakhstan			
AIDOVA Yekaterina	Female	30 JUL 1991	1.70 / 5'7"
MOROZOVA Nadezhda	Female	22 SEP 1998	1.67 / 5'6"
ARZHANIKOV Ivan	Male	23 JUN 1994	1.87 / 6'2"
KUZIN Denis	Male	4 DEC 1988	1.88 / 6'2"
MOROZOV Dmitriy	Male	28 AUG 1996	1.80 / 5'11"
KOR - Republic of Korea			
KIM Boreum	Female	6 FEB 1993	1.63 / 5'4"
KIM Hyun Yung	Female	19 OCT 1994	1.68 / 5'6"
KIM Minsun	Female	16 JUN 1999	1.68 / 5'6"
PARK Jiwoo	Female	27 OCT 1998	1.62 / 5'4"
CHA Min Kyu	Male	16 MAR 1993	1.79 / 5'10"
CHUNG Jae Won	Male	21 JUN 2001	1.75 / 5'9"
KIM Junho	Male	9 OCT 1995	1.80 / 5'11"
KIM Minseok	Male	14 JUN 1999	1.75 / 5'9"
LEE Seung Hoon	Male	6 MAR 1988	1.78 / 5'10"
PARK Seonghyeon	Male	12 OCT 1999	1.79 / 5'10"



Entry List by NOC
NOC报名列表 / Liste d'inscriptions par CNO

REVISED
4 FEB 13:46

As of FRI 4 FEB 2022

NOC	Gender	Date of Birth	Height m / ft in
LAT - Latvia			
SILOVS Haralds	Male	7 APR 1986	1.78 / 5'10"
NED - Netherlands			
ACHTEREEKTE Carlijn	Female	29 JAN 1990	1.74 / 5'9"
de JONG Antoinette	Female	6 APR 1995	1.73 / 5'8"
de JONG Michelle	Female	6 JUL 1999	1.75 / 5'9"
GROENEWOUD Marijke	Female	28 JAN 1999	1.69 / 5'7"
IN 'T HOF Sanne	Female	24 JAN 1998	1.78 / 5'10"
KOK Femke	Female	5 OCT 2000	1.72 / 5'8"
LEERDAM Jutta	Female	30 DEC 1998	1.82 / 6'0"
SCHOUTEN Irene	Female	21 JUN 1992	1.67 / 5'6"
WUST Ireen	Female	1 APR 1986	1.68 / 5'6"
BERGSMA Jorrit	Male	1 FEB 1986	1.89 / 6'2"
BOSKER Marcel	Male	19 JAN 1997	1.77 / 5'10"
KRAMER Sven	Male	23 APR 1986	1.87 / 6'2"
KROL Thomas	Male	16 AUG 1992	1.92 / 6'4"
NUIS Kjeld	Male	10 NOV 1989	1.85 / 6'1"
OTTERSPEER Hein	Male	11 NOV 1988	1.92 / 6'4"
ROEST Patrick	Male	7 DEC 1995	1.87 / 6'2"
SCHEPERKAMP Merijn	Male	6 MAR 2000	1.90 / 6'3"
VERBIJ Kai	Male	25 SEP 1994	1.84 / 6'0"
NOR - Norway			
BOEHM Marit Fjellanger	Female	24 OCT 1988	1.72 / 5'8"
HAUGEN Sofie Karoline	Female	22 APR 1995	1.69 / 5'7"
RIPSRUD Martine	Female	31 OCT 1995	1.67 / 5'6"
SAMSONSEN Julie Nistad	Female	5 APR 2000	1.68 / 5'6"
WIKLUND Ragne	Female	9 MAY 2000	1.78 / 5'10"
ENGBRAATEN Hallgeir	Male	17 DEC 1999	1.87 / 6'2"
JOHANSSON Allan Dahl	Male	5 OCT 1998	1.86 / 6'1"
KONGSHAUG Peder	Male	13 AUG 2001	1.84 / 6'0"
LORENTZEN Haavard Holmefjord	Male	2 OCT 1992	1.87 / 6'2"
MAGNUSSEN Bjoern	Male	2 JAN 1998	1.85 / 6'1"
PEDERSEN Sverre Lunde	Male	17 JUL 1992	1.80 / 5'11"
ULEKLEIV Kristian	Male	28 AUG 1996	1.75 / 5'9"
NZL - New Zealand			
MICHAEL Peter	Male	9 MAY 1989	1.85 / 6'1"



Entry List by NOC
 NOC报名表 / Liste d'inscriptions par CNO

REVISED
 4 FEB 13:46

As of FRI 4 FEB 2022

NOC	Gender	Date of Birth	Height m / ft in
POL - Poland			
BOSIEK Karolina	Female	20 FEB 2000	1.66 / 5'5"
CZERWONKA Natalia	Female	20 OCT 1988	1.76 / 5'9"
CZYSZCZON Magdalena	Female	4 MAR 1995	1.65 / 5'5"
WOJCIK Andzelika	Female	8 NOV 1996	1.59 / 5'3"
ZIOMEK Kaja	Female	3 AUG 1997	1.69 / 5'7"
BRODKA Zbigniew	Male	8 OCT 1984	1.83 / 6'0"
JANICKI Artur	Male	1 FEB 1998	1.80 / 5'11"
KANIA Marek	Male	2 APR 1999	1.95 / 6'5"
MICHALSKI Piotr	Male	27 JUL 1994	1.86 / 6'1"
ZUREK Damian	Male	17 SEP 1999	1.82 / 6'0"
ROC - ROC			
FATKULINA Olga	Female	23 JAN 1990	1.72 / 5'8"
GOLIKOVA Angelina	Female	17 SEP 1991	1.72 / 5'8"
GOLUBEVA Elizaveta	Female	19 SEP 1996	1.64 / 5'5"
GRIGOREVA Anastasiia	Female	27 JUN 2001	1.63 / 5'4"
KACHANOVA Daria	Female	17 SEP 1997	1.75 / 5'9"
LALENKOVA Evgeniia	Female	8 SEP 1990	1.71 / 5'7"
SOKHRYAKOVA Elena	Female	4 NOV 1990	1.67 / 5'6"
VORONINA Natalia	Female	21 OCT 1994	1.63 / 5'4"
ALDOSHKIN Daniil	Male	19 JUN 2001	1.88 / 6'2"
AREFYEV Artem	Male	9 NOV 2000	1.91 / 6'3"
KULIZHNIKOV Pavel	Male	20 APR 1994	1.85 / 6'1"
MURASHOV Ruslan	Male	29 DEC 1992	1.85 / 6'1"
MUSHTAKOV Viktor	Male	19 DEC 1996	1.86 / 6'1"
RUMYANTSEV Alexander	Male	5 DEC 1986	1.85 / 6'1"
TROFIMOV Sergei	Male	27 JUL 1995	1.84 / 6'0"
ZAKHAROV Ruslan	Male	24 MAR 1987	1.73 / 5'8"
ROU - Romania			
HOGAS Mihaela	Female	15 SEP 1998	1.67 / 5'6"
SUI - Switzerland			
WENGER Nadja	Female	27 MAY 1991	1.64 / 5'5"
WENGER Livio	Male	20 JAN 1993	1.75 / 5'9"
SWE - Sweden			
van der POEL Nils	Male	25 APR 1996	1.84 / 6'0"
TPE - Chinese Taipei			
HUANG Yu Ting	Female	29 MAR 1988	1.70 / 5'7"



Entry List by NOC
 NOC报名列表 / Liste d'inscriptions par CNO

REVISED
 4 FEB 13:46

As of FRI 4 FEB 2022

NOC	Gender	Date of Birth	Height m / ft in
USA - United States of America			
BIRKELAND Giorgia	Female	14 JUN 2002	1.73 / 5'8"
BOWE Brittany	Female	24 FEB 1988	1.70 / 5'7"
GOETZ Kimi	Female	13 AUG 1994	1.65 / 5'5"
JACKSON Erin	Female	19 SEP 1992	1.63 / 5'4"
KILBURG Mia	Female	27 OCT 1989	1.70 / 5'7"
CEPURAN Ethan	Male	13 MAY 2000	1.88 / 6'2"
DAWSON Casey	Male	2 AUG 2000	1.83 / 6'0"
KLEBA Austin	Male	27 JUL 1999	1.68 / 5'6"
LEHMAN Emery	Male	13 JUN 1996	1.83 / 6'0"
MANTIA Joey	Male	7 FEB 1986	1.73 / 5'8"
QUINN Ian	Male	21 JUL 1993	1.75 / 5'9"
STOLZ Jordan	Male	21 MAY 2004	1.78 / 5'10"

REVISED

Name revised - ADAKE Ahenaer (CHN)



Competition Officials
 竞赛官员 / Officiels de compétition
 As of MON 24 JAN 2022

Function	Name	Organisation
ISU Technical Delegates:	ESPELI Tron	NOR - Norway
	KIBALKO Alexander	RUS - Russian Federation
ISU Referee - Women:	HEIDEMAN Hanjo	NED - Netherlands
ISU Referee - Men:	DYAKOV Ivan	RUS - Russian Federation
ISU Assistant Referee - Women:	NOZAKI Chiharu	JPN - Japan
ISU Assistant Referee - Men:	BOYD Trevis	CAN - Canada
ISU Starter - Women:	DAWIDOWSKI Bartosz	POL - Poland
	CHEN Song	CHN - China
ISU Starter - Men:	STEENBECK Roland	GER - Germany
	MITROFANOVA Yulia	RUS - Russian Federation
ISU Medical Advisor:	BECKER Marieke	NED - Netherlands
Sport Expert:	SYMALLA Melanie	GER - Germany
Event Manager:	BROERE David	SUI - Switzerland



Medal Standings

奖牌榜 / Classement des médailles

As of SAT 19 FEB 2022 at 17:19

After 14 of 14 Events

Rank	NOC	Men				Women				Total				Rank by Total
		G	S	B	Tot.	G	S	B	Tot.	G	S	B	Tot.	
1	NED - Netherlands	2	3		5	4	1	2	7	6	4	2	12	1
2	SWE - Sweden	2			2					2			2	=8
3	CAN - Canada		1		1	1	2	1	4	1	3	1	5	=2
3	JPN - Japan			1	1	1	3		4	1	3	1	5	=2
5	NOR - Norway	1		2	3					1		2	3	=5
5	USA - United States of America			1	1	1		1	2	1		2	3	=5
7	BEL - Belgium	1			1					1			1	=10
7	CHN - People's Republic of China	1			1					1			1	=10
9	KOR - Republic of Korea		2	2	4						2	2	4	4
10	ITA - Italy			1	1		1	1	2		1	2	3	=5
11	ROC - ROC		1		1			1	1		1	1	2	=8
12	CZE - Czech Republic							1	1			1	1	=10
	Total:	7	7	7	21	7	7	7	21	14	14	14	42	

Note:
Rank by Total is calculated by the total number of gold, silver and bronze medals.

Legend:
= Equal sign indicates that two or more NOCs share the same rank by total **B** Bronze **G** Gold **S** Silver
Tot. Total



Records Summary
纪录汇总 / Résumé des records

As of THU 17 FEB 2022

Olympic Record

Distance	Type	Name	NOC Code	Record	Place	Date
1000m	New	TAKAGI Miho	JPN	1:13.19	Beijing (CHN)	17 FEB 2022
	Previous	ter MORS Jorien	NED	1:13.56	PyeongChang (KOR)	14 FEB 2018
1500m	New	WUST Ireen	NED	1:53.28	Beijing (CHN)	7 FEB 2022
	Previous	ter MORS Jorien	NED	1:53.51	Sochi (RUS)	16 FEB 2014
3000m	New	SCHOUTEN Irene	NED	3:56.93	Beijing (CHN)	5 FEB 2022
	Previous	PECHSTEIN Claudia	GER	3:57.70	Salt Lake City, UT (USA)	10 FEB 2002
5000m	New	SCHOUTEN Irene	NED	6:43.51	Beijing (CHN)	10 FEB 2022
	Previous	PECHSTEIN Claudia	GER	6:46.91	Salt Lake City, UT (USA)	23 FEB 2002
Team Pursuit	New	Canada	CAN	2:53.44	Beijing (CHN)	15 FEB 2022
	Previous	Japan	JPN	2:53.61	Beijing (CHN)	12 FEB 2022
	Previous	Japan	JPN	2:53.89	PyeongChang (KOR)	21 FEB 2018

Note:
World records will be confirmed at the next ISU Council.



Records Summary

纪录汇总 / Résumé des records

As of TUE 15 FEB 2022

World Record

Distance	Type	Name	NOC Code	Record	Place	Date
10000m	New	van der POEL Nils	SWE	12:30.74	Beijing (CHN)	11 FEB 2022
	Previous	van der POEL Nils	SWE	12:32.95	Heerenveen (NED)	14 FEB 2021

Olympic Record

Distance	Type	Name	NOC Code	Record	Place	Date
500m	New	GAO Tingyu	CHN	34.32	Beijing (CHN)	12 FEB 2022
	Previous	LORENTZEN Haavard Holmefjord	NOR	34.41	PyeongChang (KOR)	19 FEB 2018
1500m	New	NUIS Kjeld	NED	1:43.21	Beijing (CHN)	8 FEB 2022
	Previous	KROL Thomas	NED	1:43.55	Beijing (CHN)	8 FEB 2022
	Previous	PARRA Derek	USA	1:43.95	Salt Lake City, UT (USA)	19 FEB 2002
5000m	New	van der POEL Nils	SWE	6:08.84	Beijing (CHN)	6 FEB 2022
	Previous	ROEST Patrick	NED	6:09.31	Beijing (CHN)	6 FEB 2022
	Previous	KRAMER Sven	NED	6:09.76	PyeongChang (KOR)	11 FEB 2018
10000m	New	van der POEL Nils	SWE	12:30.74	Beijing (CHN)	11 FEB 2022
	Previous	BLOEMEN Ted Jan	CAN	12:39.77	PyeongChang (KOR)	15 FEB 2018
Team Pursuit	New	ROC	ROC	3:36.62	Beijing (CHN)	15 FEB 2022
	Previous	Norway	NOR	3:37.08	PyeongChang (KOR)	21 FEB 2018

Note:
World records will be confirmed at the next ISU Council.



Sport Terminology

竞赛词汇用语 / Terminologie du sport
 As of WED 26 JAN 2022

Term	Definition
Arm band	During racing each competitor must wear an arm band. In the individual distances the colour of the arm band defines the starting lane of the skater. In the Team Pursuit event the arm band includes a number (1 to 4, with colours in order white, red, yellow and blue) to identify the skater (member of the team).
Chief Timekeeper	The Chief Timekeeper is responsible for the recording of times. There is one Chief Timekeeper responsible for the automatic time keeping system and one Chief Timekeeper responsible for the manual time keeping procedure.
Final time	A final time is a time performed by the competitor in a distance. It is the basis of ranking for the final results of an event or, for the Team Pursuit and Mass Start events, for the results of the progression phases of an event.
Finishing Line Judge	For the manual timing procedure, the Finishing Line Judge is an official that will determine which skater is the winner, or if skaters are tied. When a photo-finish system is used to establish the final time, the official reading the photo-finish result assumes the role of the finishing Line Judge.
Gap (time)	A gap is the difference between the best time (the time of the winner or of the current leader) and the time of a given competitor, displayed in seconds to two decimal places. For the winner, the gap is always indicated as "0.00".
Helmet cover	During the Mass Start event each competitor must wear a helmet cover which defines the starting position of the skater. Semifinals: Each Semifinal will have different coloured helmet covers. For Semifinal 1 white color with blue digits 1 to 16, for Semifinal 2 blue colour with white digits 1 to 16. Final: Skaters who qualified from Semifinal 1 will wear white helmet covers. Skaters who qualified from Semifinal 2 will wear blue helmet covers.
Lane	In a Speed Skating competition, the competitors in a pair skate in either of two lanes, the inner lane (denoted as "I") or the outer lane (denoted as "O"). According to the draw, one competitor starts in the inner lane and the other in the outer lane. While skating, competitors must change lanes on each lap on the crossing straight opposite the finishing straight. In the Team Pursuit event only one lane is used (the usual inner lane). In the Mass Start event the whole ice track including the usual warm up lane is used.



Term	Definition
Pair	A pair normally consists of two skaters who compete at the same time (receiving the same start signal) over a Speed Skating distance. In the case of an odd number of competitors in the distance, or in the case of withdrawals during the competition, a pair may consist of a single skater.
Personal Best (PB)	A personal best is the best time ever achieved by a skater in that distance.
Referees (Referee, Assistant Referee)	<p>The Referees are appointed by the ISU President.</p> <p>The Referee at the Olympic Winter Games is responsible for:</p> <ul style="list-style-type: none"> • Checking the eligibility of officials and competitors • Drawing or arrangements of pairs, according to ISU Regulations • Adjusting and rearranging of the pairs according to ISU Regulations • Seeing that all applicable ISU rules are observed for the competition • Taking all decisions on disqualifications of competitors in case of violation of ISU Special Regulations or Technical Rules for Speed Skating, except for those matters related to the starting procedure, which are the responsibility of the Starter <p>The Referee is empowered to (cf. ISU Regulations):</p> <ul style="list-style-type: none"> • Decide whether the condition of the ice and the safety measures at the track permit the holding of the event • Decide whether, where and when a race that has been declared invalid, will be rerun • If necessary, to exclude competitors or coaches from the competition • Change the starter or other officials • Suspend skating until order is restored when the public interrupts the competition or interferes with its orderly conduct • Stop a race during its progress if there are safety concerns in the case of a fallen or injured competitor <p>The Referee decides upon:</p> <ul style="list-style-type: none"> • All protests made, and other matters in dispute, except those concerning the start and the decisions of the Finishing Line Judge • All matters concerning any breaches of the ISU Regulations, even if no protest has been made <p>The Assistant Referee will replace the Referee if he/she is no longer able to fulfil his/her tasks.</p>
Season's Best (SB)	A season's best is the best time achieved by a skater in that distance in the period after 1st July the year preceding the Games.
Split time	<p>A split time is the intermediate time of a skater achieved after each crossing of the finishing line. The first split time is produced after the first crossing of the finishing line. The last split time is equal to the final time. The split time is the sum of the individual lap times.</p> <p>For the Team Pursuit event the split time will be recorded after the crossing of each of the two finishing lines for this event, i.e. after each 1/2 lap.</p>



Term	Definition
Starters	For the Olympic Winter Games, the Starters are appointed by the ISU President; two Starters for the Women's competition and two Starters for the Men's competition. The Starter is responsible for decisions on all disputes relating to the start.
Starting lane	The starting lane for a skater is the lane in which the skater is positioned at the start of the race. For the Team Pursuit event the starting lane is defined as one of the two locations on the track from which the teams start in a heat. These two locations are in the middle of the crossing straight and the finishing straight, respectively.
Walkover (WO)	In the Team Pursuit event a team is declared the winner of the heat by walkover when the opponent team is not present.
Winner by Overtaking the other Team (WOT)	A team is declared as "Winner by Overtaking the other Team (WOT)" if all skaters of that team overtake one or more skater(s) from the other team.

Note:
 For further information please consult www.isu.org



一起向未来
Together for a Shared Future