

# Kanu World-Cup

**Duisburg 13.-15.06.2008**

**Regattabahn Duisburg**

Freitag / *Friday*

Vormittag / *morning*

**Ergebnisse / Results**



Regionalverband Ruhr



Deutscher Kanu-Verband



Race 1		1. heat			9:00 h
K4 women 500 m		1-3 to final 4-7 + 8th best time to semi-finale rest out			
Rank	Lane	Team	Country	250 m	500 m
1	4	0333 - Beata MIKOLAJCZYK 0331 - Aneta KONIECZNA 0330 - Edyta DZIENISZEWSKA 0332 - Dorota KUCZKOWSKA	POL	0.618 [ 1 ]	
2	5	0637 - Feng WANG 0641 - Hongyan ZHONG 0640 - Lamei YU 0639 - Yali YANG	CHN	0.235 [ 2 ]	
3	2	0092 - Emilie FOURNEL 0093 - Karen FURNEAUX 0089 - Genevieve BEAUCHESNE-SEVIGNY 0094 - Kristin GAUTHIER	CAN		
4	6	0252 - Stefania CICALI 0256 - Fabiana SGROI 0254 - Alessandra GALIOTTO 0253 - Alice FAGIOLI	ITA	0.542 [ 4 ]	
5	3	0355 - Helena RODRIGUES 0354 - Teresa PORTELA 0356 - Joana SOUSA 0353 - Beatriz GOMES	POR	0.081 [ 3 ]	
6	1	0019 - Alana NICHOLLS 0014 - Lani BELCHER 0015 - Jo BRIGDEN JONES 0022 - Bernadette WALLACE	AUS	0.090 [ 5 ]	
Chief Official				Water:	11 ° C
Starter				Air:	12 ° C
Course Umpire				Wind Force:	0 m/s
Chief Finishing Line					

1-3 to final 4-7 + 8th best time to semi-finale rest out



Race 2		2. heat				9:05 h
K4 women 500 m		1-3 to final 4-7 + 8th best time to semi-finale		rest out		
Rank	Lane	Team	Country	250 m	500 m	
1	1	0020 - Lisa OLDENHOF 0018 - Chantal MEEK 0016 - Hannah DAVIS 0017 - Lyndsie FOGARTY	AUS	0:48.988 [ 1 ]	1:38.667	
2	6	0143 - Fanny FISCHER 0147 - Nicole REINHARDT 0150 - Katrin WAGNER-AUGUSTIN 0145 - Carolin LEONHARDT	GER	0:49.425 [ 2 ] +00.437	1:38.851 +00.184	
3	3	0406 - Nadezda PETROVA 0409 - Alexandra TOMNIKOVA 0407 - Nadezda PISHCHULINA 0408 - Yuliana SALAKHOVA	RUS	0:50.019 [ 3 ] +01.031	1:40.045 +01.378	
4	4	0562 - Michelle ERAY 0565 - Carol JOYCE 0566 - Nicola MOCKE 0564 - Jennifer HODSON	RSA	0:50.770 [ 5 ] +01.782	1:41.477 +02.810	
5	5	0095 - Genevieve ORTON 0091 - Jillian D'ALESSIO 0088 - Mylania BARRE 0090 - Kia BYERS	CAN	0:51.472 [ 6 ] +02.484	1:43.767 +05.100	
6	2	0190 - Shuna BRAITHWAITE 0194 - Hayleigh MASON 0191 - Rachel CAWTHORN 0195 - Louisa SAWERS	GBR	0:50.321 [ 4 ] +01.333	1:44.089 +05.422	
Chief Official				Water:	° C	
Starter				Air:	° C	
Course Umpire				Wind Force:	m/s	
Chief Finishing Line						

1-3 to final 4-7 + 8th best time to semi-finale rest out

The semi-finale will take place on Saturday 14. June 2008 at 8:30 h

The final will take place on Saturday 14. June 2008 at 14:00 h



<b>Race 3</b>		1. heat						9:10 h
K1 men 1000 m		1-6 to semi-finale + 3 best next by time rest out						
Rank	Lane	Team	Country	250 m	500 m	750 m	1000 m	
1	8	0178 - Tim BRABANTS	GBR				3:40.831	
2	2	0561 - Shaun RUBENSTEIN	RSA				3:41.377 +00.546	
3	5	0448 - Ekaitz SAIES SISTIAGA	ESP				3:45.489 +04.658	
4	1	0207 - Brendan MALONEY	IRL				3:47.863 +07.032	
5	4	0233 - Albino BATTELLI	ITA				3:48.665 +07.834	
6	7	0268 - Marc SEIDEL	LUX				3:49.871 +09.040	
7	3	0653 - Tony Gill LESPOIR	SEY				4:15.589 +34.758	
Chief Official						Water:	° C	
Starter						Air:	° C	
Course Umpire						Wind Force:	m/s	
Chief Finishing Line								

1-6 to semi-finale + 3 best next by time rest out

<b>Race 4</b>		2. heat						9:15 h
K1 men 1000 m		1-6 to semi-finale + 3 best next by time rest out						
Rank	Lane	Team	Country	250 m	500 m	750 m	1000 m	
1	4	0292 - Eirik Veras LARSEN	NOR				3:43.997	
2	2	0128 - Max HOFF	GER				3:44.711 +00.714	
3	7	0189 - Paul WYCHERLEY	GBR				3:48.073 +04.076	
4	3	0604 - Shahoo RAIESI	IRI				3:50.743 +06.746	
5	9	0351 - Joao RIBEIRO	POR				3:56.651 +12.654	
6	6	0036 - Vitaliy BIALKO	BLR				4:05.351 +21.354	
7	1	0664 - Assane Dame FALL	SEN				4:10.375 +26.378	
Chief Official						Water:	° C	
Starter						Air:	° C	
Course Umpire						Wind Force:	m/s	
Chief Finishing Line								

1-6 to semi-finale + 3 best next by time rest out



<b>Race 5</b>		3. heat					9:20 h
K1 men 1000 m		1-6 to semi-finale + 3 best next by time rest out					
Rank	Lane	Team	Country	250 m	500 m	750 m	1000 m
1	1	0086 - Adam VAN KOEVERDEN	CAN				<b>3:41.135</b>
2	4	0577 - Jernej ZUPANCIC REGENT	SLO				<b>3:42.775</b> +01.640
3	2	0002 - Jacob CLEAR	AUS				<b>3:45.899</b> +04.764
4	5	0463 - Jeff SMOKE	USA				<b>3:47.313</b> +06.178
5	7	0279 - Niels FELDERHOFF	NED				<b>3:48.579</b> +07.444
6	6	0220 - Michael KOLGANOV	ISR				<b>3:52.181</b> +11.046
7	3	0208 - Barry WATKINS	IRL				<b>3:52.315</b> +11.180
8	8	0605 - Achmed Reza TALEBIAN	IRI				<b>3:54.473</b> +13.338
Chief Official						Water:	° C
Starter						Air:	° C
Course Umpire						Wind Force:	m/s
Chief Finishing Line							

1-6 to semi-finale + 3 best next by time rest out

<b>Race 6</b>		4. heat						9:25 h
K1 men 1000 m		1-6 to semi-finale + 3 best next by time rest out						
Rank	Lane	Team	Country	250 m	500 m	750 m	1000 m	
1	1	0013 - Kenneth WALLACE	AUS					3:41.391
2	2	0222 - Roei YELLIN	ISR					3:42.523 +01.132
3	4	0547 - Ben FOUHY	NZL					3:45.513 +04.122
4	3	0280 - Robin KOENDERS	NED					3:46.553 +05.162
5	6	0483 - Wouter D'HAENE	BEL					3:47.433 +06.042
6	8	0129 - Martin HOLLSTEIN	GER					3:48.455 +07.064
7	7	0465 - Rami ZUR	USA					3:48.747 +07.356
8	5	0629 - Yao PAN	CHN					3:52.077 +10.686
Chief Official						Water:	° C	
Starter						Air:	° C	
Course Umpire						Wind Force:	m/s	
Chief Finishing Line								

1-6 to semi-finale + 3 best next by time rest out

The semi-finale will take place on Saturday 14. June 2008 at 8:35 h

<b>Race 7</b>		1. heat						9:35 h
C1 men 1000 m		1st to final 2-7 to semi-finale rest out						
Rank	Lane	Team	Country	250 m	500 m	750 m	1000 m	
1	1	0081 - Mark OLDERSHAW	CAN		0:36.913 [ 1 ]			4:13.391
2	6	0380 - Florin MIRONCIC	ROU		0:39.321 [ 2 ] +02.408			4:17.803 +04.412
3	5	0633 - Weiyong XIE	CHN		0:43.744 [ 4 ] +06.831			4:19.079 +05.688
4	4	0188 - James TRAIN	GBR		0:42.621 [ 3 ] +05.708			4:25.975 +12.584
5	8	0058 - Nivalter SANTOS DE JESUS	BRA					4:31.665 +18.274
6	3	0318 - Adam GINTER	POL		0:43.903 [ 5 ] +06.990			4:32.759 +19.368
7	7	0040 - Dzmitry RABCHANKA	BLR		0:45.639 [ 6 ] +08.726			4:36.793 +23.402
Chief Official						Water:	° C	
Starter						Air:	° C	
Course Umpire						Wind Force:	m/s	
Chief Finishing Line								

1st to final 2-7 to semi-finale rest out



<b>Race 8</b>		2. heat						9:40 h
C1 men 1000 m		1st to final		2-7 to semi-finale		rest out		
Rank	Lane	Team	Country	250 m	500 m	750 m	1000 m	
1	2	0074 - Thomas HALL	CAN				4:07.857	
2	4	0588 - Vadim MENKOV	UZB				4:10.157 +02.300	
3	7	0121 - Andreas DITTMER	GER				4:18.257 +10.400	
4	6	0370 - Cătălin COSTACHE	ROU				4:19.801 +11.944	
5	3	0627 - Xiaojie MA	CHN				4:21.691 +13.834	
6	5	0436 - Matej RUSNAK	SVK				4:35.417 +27.560	
7	1	0003 - Torsten LACHMANN	AUS				5:07.149 +59.292	
Chief Official						Water:	° C	
Starter						Air:	° C	
Course Umpire						Wind Force:	m/s	
Chief Finishing Line								

1st to final 2-7 to semi-finale rest out

<b>Race 9</b>		3. heat						9:45 h
C1 men 1000 m		1st to final		2-7 to semi-finale		rest out		
Rank	Lane	Team	Country	250 m	500 m	750 m	1000 m	
1	1	0164 - Andreas KILIGKARIDIS	GRE				4:14.181	
2	7	0119 - Sebastian BRENDEL	GER				4:14.791 +00.610	
3	5	0046 - Aliaksandr ZHUKOUSKI	BLR				4:17.059 +02.878	
4	3	0432 - Lubomir HAGARA	SVK				4:36.617 +22.436	
5	6	0321 - Mariusz KRUK	POL				4:38.367 +24.186	
6	4	0459 - Robert FINLAYSON	USA				4:42.111 +27.930	
7	2	0560 - Calvin MOKOTO	RSA				4:43.357 +29.176	
Chief Official						Water:	° C	
Starter						Air:	° C	
Course Umpire						Wind Force:	m/s	
Chief Finishing Line								

1st to final 2-7 to semi-finale rest out

The semi-finale will take place on Saturday 14. June 2008 at 8:55 h

The A final will take place on Saturday 14. June 2008 at 14:15 h



Race 10		1. heat						9:50 h
K1 women 1000 m		1-3 to final	4-7 + 8th best time to semi-finale	rest out				
Rank	Lane	Team	Country	250 m	500 m	750 m	1000 m	
1	7	0146 - Friedericke LEUE	GER					4:17.895
2	4	0563 - Bridgitte HARTLEY	RSA					4:18.941 +01.046
3	5	0502 - Anne RIKALA	FIN					4:24.897 +07.002
4	3	0107 - Michala MRUZKOVÁ	CZE					4:29.523 +11.628
5	1	0195 - Louisa SAWERS	GBR					4:32.071 +14.176
6	2	0642 - Minyuan ZHU	CHN					4:37.581 +19.686
7	6	0014 - Lani BELCHER	AUS					4:42.177 +24.282
8	8	0209 - Jenny EGAN	IRL					4:46.815 +28.920
Chief Official						Water:	° C	
Starter						Air:	° C	
Course Umpire						Wind Force:	m/s	
Chief Finishing Line								

1-3 to final 4-7 + 8th best time to semi-finale rest out





<b>Race 11</b>		2. heat					9:55 h
K1 women 1000 m		1-3 to final 4-7 + 8th best time to semi-finale			rest out		
Rank	Lane	Team	Country	250 m	500 m	750 m	1000 m
1	8	0150 - Katrin WAGNER-AUGUSTIN	GER				4:21.157
2	2	0549 - Erin TAYLOR	NZL				4:22.277 +01.120
3	6	0467 - Margaret HOGAN	USA				4:24.201 +03.044
4	7	0281 - Eef DE GROOT	NED				4:25.721 +04.564
5	4	0106 - Jana BLAHOVÁ	CZE				4:31.611 +10.454
6	3	0250 - Anna ALBERTI	ITA				4:32.689 +11.532
7	5	0386 - Alina CHIRILĂ	ROU				4:34.669 +13.512
8	1	0606 - Rahele MOHAMED MIRZAI	IRI				4:36.113 +14.956
Chief Official						Water:	° C
Starter						Air:	° C
Course Umpire						Wind Force:	m/s
Chief Finishing Line							

1-3 to final 4-7 + 8th best time to semi-finale rest out

The semi-finale will take place on Saturday 14. June 2008 at 9:05 h

The final will take place on Saturday 14. June 2008 at 14:40 h

<b>Race 12</b>		1. heat					10:05 h
K2 men 1000 m		1st to final 2-7 to semi-finale			rest out		
Rank	Lane	Team	Country	250 m	500 m	750 m	1000 m
1	2	0484 - Kevin DE BONT 0485 - Bob MAESEN	BEL				3:33.403
2	3	0460 - Timothy HORNSBY 0464 - Brandon WOODS	USA				3:38.379 +04.976
3	7	0078 - Steven JORENS 0072 - Ryan CUTHBERT	CAN				3:38.661 +05.258
4	6	0500 - Tommi RITALA 0499 - Petteri PITKÄNEN	FIN				3:40.799 +07.396
5	1	0601 - Armin BODARI 0605 - Achmed Reza TALEBIAN	IRI				3:43.167 +09.764
6	5	0243 - Andrea RAMELLA 0242 - Mauro PRA FLORIANI	ITA				3:43.447 +10.044
7	4	0179 - Benjamin BROWN 0187 - John SCHOFIELD	GBR				3:50.507 +17.104
Chief Official						Water:	° C
Starter						Air:	° C
Course Umpire						Wind Force:	m/s
Chief Finishing Line							

1st to final 2-7 to semi-finale rest out



<b>Race 13</b>		2. heat							10:10 h
K2 men 1000 m		1st to final	2-7 to semi-finale	rest out					
Rank	Lane	Team	Country	250 m	500 m	750 m	1000 m		
1	7	0546 - Steven FERGUSON 0548 - Michael WALKER	NZL					3:31.911	
2	6	0073 - Richard DOBER JR. 0087 - Andrew WILLOWS	CAN					3:31.947 +00.036	
3	2	0367 - Ionut ANGHEL 0385 - Stefan VASILE	ROU					3:35.143 +03.232	
4	3	0346 - Leonel CORREIA 0352 - Pedro SANTOS	POR					3:38.545 +06.634	
5	5	0236 - Andrea FACCHIN 0247 - Antonio SCADUTO	ITA					3:46.505 +14.594	
6	1	0602 - Pedram DADAK 0603 - Arwand DARWISCH	IRI					3:59.609 +27.698	
Chief Official						Water:		° C	
Starter						Air:		° C	
Course Umpire						Wind Force:		m/s	
Chief Finishing Line									

1st to final 2-7 to semi-finale rest out

<b>Race 14</b>		3. heat							10:15 h
K2 men 1000 m		1st to final	2-7 to semi-finale	rest out					
Rank	Lane	Team	Country	250 m	500 m	750 m	1000 m		
1	6	0126 - Markus GROß 0141 - Norman ZAHM	GER					3:31.513	
2	2	0420 - David GUBSER 0421 - Remo GUBSER	SUI					3:34.349 +02.836	
3	5	0497 - Mika HOKAJÄRVI 0498 - Kalle MIKKONEN	FIN					3:35.671 +04.158	
4	1	0630 - Jie SHEN 0622 - Zhipeng HUANG	CHN					3:35.709 +04.196	
5	3	0376 - Justin PORCARASU 0377 - Petrus GAVRILA	ROU					3:38.377 +06.864	
6	4	0349 - Hugo GUEDES 0348 - David FERNANDES	POR					3:41.065 +09.552	
7	7	0012 - Mathew URQUHART 0023 - Stephen BIRD	AUS					3:48.785 +17.272	
Chief Official						Water:		° C	
Starter						Air:		° C	
Course Umpire						Wind Force:		m/s	
Chief Finishing Line									

1st to final 2-7 to semi-finale rest out

The semi-finale will take place on Saturday 14. June 2008 at 9:15 h

The A final will take place on Saturday 14. June 2008 at 14:45 h



<b>Race 15</b>		1. heat					10:25 h
C2 men 1000 m		1-3 to final	4-7 + 8th best time to semi-finale	rest out			
Rank	Lane	Team	Country	250 m	500 m	750 m	1000 m
1	1	0041 - Kanstantsin SHCHARBAK 0045 - Aliaksandr VAUCHETSKI	BLR				3:45.673
2	7	0382 - Constantin POPA 0375 - Nicolae FLOCEA	ROU				3:46.103 +00.430
3	4	0124 - Christian GILLE 0140 - Tomasz WYLENZEK	GER				3:47.107 +01.434
4	6	0619 - Zhongyun CHEN 0635 - Zhiwu ZHANG	CHN				3:50.643 +04.970
5	5	0070 - Attila BUDAY 0071 - Tamas BUDAY JR.	CAN				3:51.325 +05.652
6	3	0324 - Pawel SKOWRONSKI 0319 - Marcin GRZYBOWSKI	POL				3:51.849 +06.176
7	2	0405 - Sergey ULEGIN 0400 - Alexander KOSTOGLD	RUS				4:07.383 +21.710
Chief Official						Water:	° C
Starter						Air:	° C
Course Umpire						Wind Force:	m/s
Chief Finishing Line							

1-3 to final 4-7 + 8th best time to semi-finale rest out

<b>Race 16</b>		2. heat					10:30 h
C2 men 1000 m		1-3 to final	4-7 + 8th best time to semi-finale	rest out			
Rank	Lane	Team	Country	250 m	500 m	750 m	1000 m
1	2	0084 - Andrew RUSSELL 0069 - Gabriel BEAUCHESNE-SEVIGNY	CAN				3:42.057
2	4	0035 - Andrei BAH DANOVICH 0034 - Aliaksandr BAH DANOVICH	BLR				3:42.709 +00.652
3	6	0326 - Lukasz WOSZCZYNSKI 0325 - Arkadiusz TONSKI	POL				3:43.043 +00.986
4	1	0620 - Yongjun GONG 0632 - Bing WANG	CHN				3:43.829 +01.772
5	3	0384 - Silviu SIMIONCENCO 0383 - Loredan POPA	ROU				4:10.349 +28.292
6	5	0401 - Alexander KOVALEV 0404 - Sergey SHEVTSOV	RUS				4:13.117 +31.060
Chief Official						Water:	° C
Starter						Air:	° C
Course Umpire						Wind Force:	m/s
Chief Finishing Line							

1-3 to final 4-7 + 8th best time to semi-finale rest out

The semi-finale will take place on Saturday 14. June 2008 at 9:40 h

The final will take place on Saturday 14. June 2008 at 15:20 h



Race 17		1. heat					10:55 h
K4 men 1000 m		1-3 to final 4-7 + 8th best time to semi-finale rest out					
Rank	Lane	Team	Country	250 m	500 m	750 m	1000 m
1	4	0039 - Raman PIATRUSHENKA 0033 - Aliaksei ABALMASAU 0037 - Artur LITVINCHUK 0038 - Vadzim MAKHNEU	BLR		1:06.960 [ 1 ]	1:52.310 [ 1 ]	2:59.631
2	5	0624 - Zhen LI 0626 - Haitao LIU 0636 - Peng ZHOU 0625 - Miao LIN	CHN		1:07.932 [ 2 ] +00.972	1:54.778 [ 2 ] +02.468	3:02.127 +02.496
3	6	0368 - Alin ANTON 0379 - Florean MADA 0374 - Lehel ERCSEI 0378 - Bogdan MADA	ROU		1:08.577 [ 4 ] +01.617	1:56.617 [ 3 ] +04.307	3:03.631 +04.000
4	3	0083 - Brady REARDON 0079 - Angus MORTIMER 0082 - Christopher PELLINI 0076 - Rhys HILL	CAN		1:10.070 [ 5 ] +03.110		3:05.023 +05.392
5	2	0006 - Jesse PHILLIPS 0004 - Jake MICHAEL 0011 - Murray STEWART 0001 - Reece BAKER	AUS		1:08.407 [ 3 ] +01.447		3:06.185 +06.554
6	1	0237 - Matteo GALLIGANI 0248 - Luca TOTIS 0241 - Samuel PIEROTTI 0238 - Riccardo GUALAZZI	ITA		1:10.442 [ 6 ] +03.482		3:06.191 +06.560
7	7	0602 - Pedram DADAK 0603 - Arwand DARWISCH 0600 - Armin BAKHISAD 0599 - Ali Reza ALIMOHAMED I	IRI		1:24.857 [ 7 ] +17.897	2:19.024 [ 4 ] +26.714	3:29.895 +30.264
		Chief Official	Michael Herz			Water:	11 ° C
		Starter	Roland Niermann			Air:	12 ° C
		Course Umpire	Jürgen Büschken			Wind Force:	0 m/s
			Helmut Lorenz				
		Chief Finishing Line	Martina Stein				

1-3 to final 4-7 + 8th best time to semi-finale rest out


Race 18		2. heat						11:00 h
K4 men 1000 m		1-3 to final 4-7 + 8th best time to semi-finale		rest out				
Rank	Lane	Team	Country	250 m	500 m	750 m	1000 m	
1	5	0118 - Lutz ALTEPOST 0120 - Norman BRÖCKL 0122 - Torsten ECKBRETT 0125 - Björn GOLDSCHMIDT	GER		1:25.672 [ 1 ]	2:12.026 [ 1 ]	<b>2:58.233</b>	
2	6	0009 - David SMITH 0008 - Tony SCHUMACHER 0010 - Tate SMITH 0007 - Clint ROBINSON	AUS		1:28.025 [ 2 ] +02.353	2:13.982 [ 2 ] +01.956	<b>2:59.851</b> <b>+01.618</b>	
3	4	0235 - Franco BENEDEINI 0240 - Luca PIEMONTE 0246 - Antonio ROSSI 0245 - Alberto RICCHETTI	ITA		1:28.297 [ 4 ] +02.625	2:15.209 [ 3 ] +03.183	<b>3:00.565</b> <b>+02.332</b>	
4	1	0047 - Dzianis ZHYHADLA 0042 - Stanislau STRELCHANKA 0043 - Dziamyran TURCHYN 0036 - Vitaliy BIALKO	BLR		1:28.179 [ 3 ] +02.507	2:20.725 [ 6 ] +08.699	<b>3:00.919</b> <b>+02.686</b>	
5	2	0180 - Edward COX 0182 - Thomas DANIELS 0177 - John BOYTON 0181 - Andrew DANIELS	GBR		1:30.366 [ 5 ] +04.694	2:19.700 [ 5 ] +07.674	<b>3:06.251</b> <b>+08.018</b>	
6	3	0437 - Boris VISZLAY 0433 - Martin JANKOVEC 0434 - Pavol MA'TAS 0435 - Milos MIKLES	SVK		1:30.849 [ 6 ] +05.177	2:17.974 [ 4 ] +05.948	<b>3:07.907</b> <b>+09.674</b>	
		Chief Official	Michael Herz			Water:	11 ° C	
		Starter	Hans-Walter Humme			Air:	12 ° C	
		Course Umpire	Helmut Lorenz			Wind Force:	0 m/s	
			Harald Marktler					
		Chief Finishing Line	Martina Stein					

1-3 to final 4-7 + 8th best time to semi-finale rest out

The semi-finale will take place on Saturday 14. June 2008 at 10:20 h

The final will take place on Saturday 14. June 2008 at 16:05 h





# Kanu World-Cup

**Duisburg 13.-15.06.2008**

**Regattabahn Duisburg**

Freitag / *Friday*

Nachmittag / *afternoon*

**Ergebnisse / Results**



Regionalverband Ruhr



Deutscher Kanu-Verband



Race 19		1. heat			14:15 h	
K1 men 500 m		1-6 to semi-finale + 3 best next by time rest out				
Rank	Lane	Team	Country	250 m	500 m	
1	4	0086 - Adam VAN KOEVERDEN	CAN	0:49.908 [ 2 ] +00.322	<b>1:42.269</b>	
2	2	0013 - Kenneth WALLACE	AUS	0:51.138 [ 7 ] +01.552	<b>1:43.099</b>	<b>+00.830</b>
3	9	0123 - Jonas EMS	GER	0:50.330 [ 4 ] +00.744	<b>1:43.469</b>	<b>+01.200</b>
4	6	0561 - Shaun RUBENSTEIN	RSA	0:50.555 [ 5 ] +00.969	<b>1:43.739</b>	<b>+01.470</b>
5	3	0461 - Morgan HOUSE	USA	0:50.211 [ 3 ] +00.625	<b>1:43.827</b>	<b>+01.558</b>
6	5	0037 - Artur LITVINCHUK	BLR	0:51.012 [ 6 ] +01.426	<b>1:44.675</b>	<b>+02.406</b>
7	8	0185 - Edward MCKEEVER	GBR	0:49.586 [ 1 ]	<b>1:45.113</b>	<b>+02.844</b>
8	7	0280 - Robin KOENDERS	NED	0:51.589 [ 8 ] +02.003	<b>1:45.437</b>	<b>+03.168</b>
9	1	0601 - Armin BODARI	IRI	0:53.821 [ 9 ] +04.235	<b>1:50.395</b>	<b>+08.126</b>
Chief Official		Michael Herz		<i>Water:</i>	11 ° C	
Starter		Jürgen Wölke		<i>Air:</i>	12 ° C	
Course Umpire		Helmut Lorenz		<i>Wind Force:</i>	0 m/s	
Chief Finishing Line		Harald Marktler				
		Martina Stein				

1-6 to semi-finale + 3 best next by time rest out



Race 20		2. heat				14:20 h
K1 men 500 m		1-6 to semi-finale + 3 best next by time rest out				
Rank	Lane	Team	Country	250 m	500 m	
1	2	0402 - Anton RYAKHOV	RUS	0:22.841 [ 1 ]	<b>1:42.567</b>	
2	5	0448 - Ekaitz SAIES SISTIAGA	ESP	0:23.479 [ 4 ] +00.638	<b>1:43.247</b> <b>+00.680</b>	
3	1	0011 - Murray STEWART	AUS	0:23.867 [ 5 ] +01.026	<b>1:44.717</b> <b>+02.150</b>	
4	4	0220 - Michael KOLGANOV	ISR	0:23.093 [ 2 ] +00.252	<b>1:44.909</b> <b>+02.342</b>	
5	3	0279 - Niels FELDERHOFF	NED	0:23.470 [ 3 ] +00.629	<b>1:45.673</b> <b>+03.106</b>	
6	7	0047 - Dzianis ZHYHADLA	BLR	0:24.566 [ 6 ] +01.725	<b>1:47.451</b> <b>+04.884</b>	
7	6	0207 - Brendan MALONEY	IRL	0:25.167 [ 7 ] +02.326	<b>1:48.401</b> <b>+05.834</b>	
8	8	0233 - Albino BATTELLI	ITA	0:25.662 [ 8 ] +02.821	<b>1:49.653</b> <b>+07.086</b>	
9	9	0664 - Assane Dame FALL	SEN	0:29.292 [ 9 ] +06.451	<b>1:58.059</b> <b>+15.492</b>	
Chief Official		Michael Herz		Water:		11 ° C
Starter		Jürgen Wölke		Air:		12 ° C
Course Umpire		Helmut Lorenz		Wind Force:		0 m/s
Chief Finishing Line		Harald Marktler				
		Martina Stein				

1-6 to semi-finale + 3 best next by time rest out





Race 21		3. heat			
Rank	Lane	Team	Country	250 m	500 m
K1 men 500 m		1-6 to semi-finale + 3 best next by time rest out		14:25 h	
1	1	0546 - Steven FERGUSON	NZL	0:49.899 [ 2 ] +00.756	<b>1:41.987</b>
2	9	0292 - Eirik Veras LARSEN	NOR	0:52.523 [ 6 ] +03.380	<b>1:42.475</b> <b>+00.488</b>
3	2	0577 - Jernej ZUPANCIC REGENT	SLO	0:50.462 [ 4 ] +01.319	<b>1:43.655</b> <b>+01.668</b>
4	4	0208 - Barry WATKINS	IRL	0:49.143 [ 1 ]	<b>1:45.335</b> <b>+03.348</b>
5	7	0165 - Michail PAPASAVVAS	GRE	0:50.094 [ 3 ] +00.951	<b>1:48.061</b> <b>+06.074</b>
6	6	0221 - Roi LEB	ISR	0:54.740 [ 7 ] +05.597	<b>1:52.173</b> <b>+10.186</b>
7	8	0653 - Tony Gill LESPOIR	SEY	0:51.083 [ 5 ] +01.940	<b>1:58.233</b> <b>+16.246</b>
8	5	0678 - Fikrat ZEYNALOV	AZE	0:56.645 [ 8 ] +07.502	<b>1:59.143</b> <b>+17.156</b>
9	3	0865 - Juan GALEANO GRASSI	PAR	1:23.823 [ 9 ] +34.680	<b>2:22.683</b> <b>+40.696</b>
Chief Official		Michael Herz		Water:	11 ° C
Starter		Peter Chantrain		Air:	12 ° C
Course Umpire		Peter Heiser		Wind Force:	0 m/s
Chief Finishing Line		Claus-Dieter Nows			
		Martina Stein			

1-6 to semi-finale + 3 best next by time rest out



<b>Race 22</b>		4. heat				14:30 h
K1 men 500 m		1-6 to semi-finale + 3 best next by time		rest out		
Rank	Lane	Team	Country	250 m	500 m	
1	5	0178 - Tim BRABANTS	GBR	0:20.150 [ 2 ] +00.176	<b>1:40.937</b>	
2	4	0133 - Torsten LUBISCH	GER	0:19.974 [ 1 ]	<b>1:41.089</b> +00.152	
3	1	0547 - Ben FOUHY	NZL	0:20.227 [ 4 ] +00.253	<b>1:41.853</b> +00.916	
4	2	0465 - Rami ZUR	USA	0:20.189 [ 3 ] +00.215	<b>1:44.671</b> +03.734	
5	3	0351 - Joao RIBEIRO	POR	0:21.055 [ 5 ] +01.081	<b>1:46.617</b> +05.680	
6	8	0482 - Olivier CAUWENBERG	BEL	0:21.881 [ 6 ] +01.907	<b>1:48.719</b> +07.782	
7	7	0631 - Zhen SU	CHN	0:23.883 [ 7 ] +03.909	<b>1:50.469</b> +09.532	
8	6	0600 - Armin BAKHISAD	IRI	0:24.853 [ 8 ] +04.879	<b>1:51.099</b> +10.162	
Chief Official		Michael Herz		<i>Water:</i>		11 ° C
Starter		Peter Chantrain		<i>Air:</i>		12 ° C
Course Umpire		Peter Heiser		<i>Wind Force:</i>		0 m/s
Chief Finishing Line		Claus-Dieter Nows				
		Martina Stein				

1-6 to semi-finale + 3 best next by time rest out

The semi-finale will take place on Sunday 15. June 2008 at 8:25 h

<b>Race 23</b>		1. heat				14:35 h
C1 men 500 m		1st to final 2-7 to semi-finale		rest out		
Rank	Lane	Team	Country	250 m	500 m	
1	2	0081 - Mark OLDERSHAW	CAN		<b>1:52.825</b>	
2	8	0380 - Florin MIRONCIC	ROU		<b>1:53.563</b> +00.738	
3	7	0675 - Valentin DEMYANENKO	AZE		<b>1:58.759</b> +05.934	
4	1	0318 - Adam GINTER	POL		<b>1:59.259</b> +06.434	
5	6	0621 - Shaokun HUANG	CHN		<b>2:00.137</b> +07.312	
6	3	0044 - Dzmitry VAITSISHKIN	BLR		<b>2:03.277</b> +10.452	
7	5	0560 - Calvin MOKOTO	RSA		<b>2:12.235</b> +19.410	
Chief Official				<i>Water:</i>		° C
Starter				<i>Air:</i>		° C
Course Umpire				<i>Wind Force:</i>		m/s
Chief Finishing Line						

1st to final 2-7 to semi-finale rest out



Race 24		2. heat				14:40 h
C1 men 500 m		1st to final 2-7 to semi-finale rest out				
Rank	Lane	Team	Country	250 m	500 m	
1	4	0588 - Vadim MENKOV	UZB	0:56.125 [ 2 ] +00.302	<b>1:54.253</b>	
2	2	0623 - Qiang LI	CHN	0:55.823 [ 1 ]	<b>1:54.625</b> +00.372	
3	1	0074 - Thomas HALL	CAN	0:57.599 [ 3 ] +01.776	<b>1:54.673</b> +00.420	
4	5	0384 - Silviu SIMIONCENCO	ROU	0:57.759 [ 4 ] +01.936	<b>1:57.163</b> +02.910	
5	6	0119 - Sebastian BRENDEL	GER	0:58.762 [ 6 ] +02.939	<b>1:59.247</b> +04.994	
6	8	0164 - Andreas KILIGKARIDIS	GRE	0:59.324 [ 7 ] +03.501	<b>1:59.863</b> +05.610	
7	3	0188 - James TRAIN	GBR	0:58.293 [ 5 ] +02.470	<b>2:01.095</b> +06.842	
8	7	0432 - Lubomir HAGARA	SVK	0:59.959 [ 8 ] +04.136	<b>2:01.739</b> +07.486	
Chief Official		Michael Herz		Water:	11 ° C	
Starter		Jürgen Wölke		Air:	12 ° C	
Course Umpire		Helmut Lorenz		Wind Force:	0 m/s	
Chief Finishing Line		Claus-Dieter Nows				
		Martina Stein				

1st to final 2-7 to semi-finale rest out



Race 25		3. heat				14:45 h
C1 men 500 m		1st to final 2-7 to semi-finale rest out				
Rank	Lane	Team	Country	250 m	500 m	
1	2	0046 - Aliaksandr ZHUKOUSKI	BLR	0.671 [ 2 ]	<b>1:53.343</b>	
2	1	0058 - Nivalter SANTOS DE JESUS	BRA	0.110 [ 1 ]	<b>1:55.577</b>	+02.234
3	6	0121 - Andreas DITTMER	GER	0:01.322 [ 4 ]	<b>1:57.577</b>	+04.234
4	7	0436 - Matej RUSNAK	SVK	0:05.582 [ 7 ]	<b>2:00.561</b>	+07.218
5	8	0676 - Oleksandr KASATKIN	AZE	0:03.890 [ 5 ]	<b>2:00.723</b>	+07.380
6	3	0321 - Mariusz KRUK	POL	0:01.192 [ 3 ]	<b>2:01.575</b>	+08.232
7	5	0003 - Torsten LACHMANN	AUS	0:04.648 [ 6 ]	<b>2:02.475</b>	+09.132
8	4	0459 - Robert FINLAYSON	USA	0:05.617 [ 8 ]	<b>2:04.063</b>	+10.720
		Chief Official	Michael Herz	Water:	11 ° C	
		Starter	Jürgen Wölke	Air:	12 ° C	
		Course Umpire	Helmut Lorenz	Wind Force:	0 m/s	
			Claus-Dieter Nows			
		Chief Finishing Line	Martina Stein			

1st to final 2-7 to semi-finale rest out

The semi-finale will take place on Sunday 15. June 2008 at 8:50 h

The A final will take place on Sunday 15. June 2008 at 14:20 h



<b>Race 26</b>		1. heat					14:50 h
K1 women 500 m		1st to final	2-7 to semi-finale	rest out			
Rank	Lane	Team	Country	250 m	500 m		
1	4	0641 - Hongyan ZHONG	CHN	0:57.086 [ 1 ]	<b>1:56.245</b>		
2	5	0502 - Anne RIKALA	FIN	0:57.398 [ 2 ] +00.312	<b>1:57.995</b> +01.750		
3	3	0196 - Lucy WAINWRIGHT	GBR	0:59.175 [ 4 ] +02.089	<b>1:58.779</b> +02.534		
4	2	0018 - Chantal MEEK	AUS	0:58.672 [ 3 ] +01.586	<b>1:59.219</b> +02.974		
5	6	0142 - Tina DIETZE	GER	0:59.285 [ 5 ] +02.199	<b>1:59.691</b> +03.446		
6	8	0549 - Erin TAYLOR	NZL	1:00.357 [ 6 ] +03.271	<b>2:00.489</b> +04.244		
7	7	0386 - Alina CHIRILĂ	ROU	1:02.287 [ 7 ] +05.201	<b>2:06.581</b> +10.336		
8	1	0606 - Rahele MOHAMED MIRZAI	IRI	1:05.621 [ 8 ] +08.535	<b>2:11.093</b> +14.848		
Chief Official		Michael Herz		<i>Water:</i>		11 ° C	
Starter		Hans-Walter Humme		<i>Air:</i>		12 ° C	
Course Umpire		Jürgen Büschken		<i>Wind Force:</i>		0 m/s	
Chief Finishing Line		Peter Heiser					
		Martina Stein					

1st to final 2-7 to semi-finale rest out

<b>Race 27</b>		2. heat					14:55 h
K1 women 500 m		1st to final	2-7 to semi-finale	rest out			
Rank	Lane	Team	Country	250 m	500 m		
1	3	0255 - Josefa IDEM	ITA		<b>1:58.743</b>		
2	4	0564 - Jennifer HODSON	RSA		<b>2:00.753</b> +02.010		
3	1	0638 - Linbei XU	CHN		<b>2:01.683</b> +02.940		
4	5	0281 - Eef DE GROOT	NED		<b>2:03.279</b> +04.536		
5	6	0191 - Rachel CAWTHORN	GBR		<b>2:04.215</b> +05.472		
6	2	0092 - Emilie FOURNEL	CAN		<b>2:06.087</b> +07.344		
7	8	0015 - Jo BRIGDEN JONES	AUS		<b>2:07.369</b> +08.626		
8	7	0209 - Jenny EGAN	IRL		<b>2:12.157</b> +13.414		
Chief Official				<i>Water:</i>		° C	
Starter				<i>Air:</i>		° C	
Course Umpire				<i>Wind Force:</i>		m/s	
Chief Finishing Line							

1st to final 2-7 to semi-finale rest out



<b>Race 28</b>		3. heat					15:00 h
K1 women 500 m		1st to final	2-7 to semi-finale	rest out			
Rank	Lane	Team	Country		250 m	500 m	
1	6	0150 - Katrin WAGNER-AUGUSTIN	GER		0:55.522 [ 1 ]	<b>1:55.395</b>	
2	1	0468 - Carrie JOHNSON	USA		0:57.776 [ 3 ] +02.254	<b>1:56.261</b> +00.866	
3	7	0408 - Yuliana SALAKHOVA	RUS		0:58.178 [ 4 ] +02.656	<b>2:00.051</b> +04.656	
4	5	0093 - Karen FURNEAUX	CAN		0:57.698 [ 2 ] +02.176	<b>2:00.603</b> +05.208	
5	3	0166 - Athina ALEXOPOULOU	GRE		0:58.365 [ 5 ] +02.843	<b>2:02.405</b> +07.010	
6	4	0305 - Petra SCHLITZER	AUT		0:59.031 [ 6 ] +03.509	<b>2:03.461</b> +08.066	
7	8	0251 - Claudia AQUILANTI	ITA		1:05.479 [ 7 ] +09.957	<b>2:14.641</b> +19.246	
Chief Official		Michael Herz		<i>Water:</i>		11 ° C	
Starter		Hans-Walter Humme		<i>Air:</i>		12 ° C	
Course Umpire		Jürgen Büschken		<i>Wind Force:</i>		0 m/s	
Chief Finishing Line		Peter Heiser					
		Martina Stein					

1st to final 2-7 to semi-finale rest out

The semi-finale will take place on Sunday 15. June 2008 at 9:10 h

The A final will take place on Sunday 15. June 2008 at 14:50 h

<b>Race 29</b>		1. heat					15:10 h
K2 men 500 m		1st to final	2-7 to semi-finale	rest out			
Rank	Lane	Team	Country		250 m	500 m	
1	1	0346 - Leonel CORREIA 0352 - Pedro SANTOS	POR		0:47.876 [ 1 ]	<b>1:35.445</b>	
2	7	0073 - Richard DOBER JR. 0087 - Andrew WILLOWS	CAN		0:48.694 [ 3 ] +00.818	<b>1:35.773</b> +00.328	
3	2	0497 - Mika HOKAJÄRVI 0498 - Kalle MIKKONEN	FIN		0:48.688 [ 2 ] +00.812	<b>1:38.221</b> +02.776	
4	5	0243 - Andrea RAMELLA 0242 - Mauro PRA FLORIANI	ITA		0:49.066 [ 4 ] +01.190	<b>1:38.861</b> +03.416	
5	4	0268 - Marc SEIDEL 0267 - Christian SEIDEL	LUX		0:50.431 [ 5 ] +02.555	<b>1:44.847</b> +09.402	
6	8	0602 - Pedram DADAK 0603 - Arwand DARWISCH	IRI		0:54.861 [ 6 ] +06.985	<b>1:50.203</b> +14.758	
7	3	0678 - Fikrat ZEYNALOV 0677 - Elmar MAMMANOV	AZE		0:56.671 [ 7 ] +08.795	<b>1:57.723</b> +22.278	
Chief Official		Michael Herz		<i>Water:</i>		11 ° C	
Starter		Hans-Walter Humme		<i>Air:</i>		12 ° C	
Course Umpire		Claus-Dieter Nows		<i>Wind Force:</i>		0 m/s	
Chief Finishing Line		Harald Marktler					
		Martina Stein					

1st to final 2-7 to semi-finale rest out



Race 30		2. heat				15:15 h
K2 men 500 m		1st to final 2-7 to semi-finale rest out				
Rank	Lane	Team	Country	250 m	500 m	
1	1	0136 - Ronald RAUHE 0139 - Tim WIESKÖTTER	GER			1:33.911
2	6	0322 - Tomasz MENDELSKI 0327 - Adam WYSOCKI	POL			1:35.699 +01.788
3	4	0367 - Ionut ANGHEL 0385 - Stefan VASILE	ROU			1:35.907 +01.996
4	3	0007 - Clint ROBINSON 0002 - Jacob CLEAR	AUS			1:38.021 +04.110
5	2	0601 - Armin BODARI 0605 - Achmed Reza TALEBIAN	IRI			1:39.247 +05.336
6	8	0420 - David GUBSER 0421 - Remo GUBSER	SUI			1:39.491 +05.580
7	5	0403 - Stepan SHEVCHUK 0399 - Sergey KHOVANSKIY	RUS			1:39.499 +05.588
8	7	0349 - Hugo GUEDES 0348 - David FERNANDES	POR			1:41.595 +07.684
Chief Official				Water:	° C	
Starter				Air:	° C	
Course Umpire				Wind Force:	m/s	
Chief Finishing Line						

1st to final 2-7 to semi-finale rest out



<b>Race 31</b>		3. heat			15:20 h	
K2 men 500 m		1st to final 2-7 to semi-finale rest out				
Rank	Lane	Team	Country	250 m	500 m	
1	5	0039 - Raman PIATRUSHENKA 0038 - Vadzim MAKHNEU	BLR	0:46.681 [ 4 ] +00.434	<b>1:34.373</b>	
2	8	0236 - Andrea FACCHIN 0247 - Antonio SCADUTO	ITA	0:46.472 [ 3 ] +00.225	<b>1:35.487</b>	+01.114
3	7	0376 - Justin PORCARASU 0377 - Petrus GAVRILA	ROU	0:46.247 [ 1 ]	<b>1:36.429</b>	+02.056
4	1	0006 - Jesse PHILLIPS 0001 - Reece BAKER	AUS	0:46.443 [ 2 ] +00.196	<b>1:36.455</b>	+02.082
5	6	0460 - Timothy HORNSBY 0464 - Brandon WOODS	USA	0:47.622 [ 7 ] +01.375	<b>1:36.745</b>	+02.372
6	4	0179 - Benjamin BROWN 0187 - John SCHOFIELD	GBR	0:47.496 [ 6 ] +01.249	<b>1:37.941</b>	+03.568
7	2	0085 - Connor TARAS 0075 - Lyall HATTON	CAN	0:46.748 [ 5 ] +00.501	<b>1:38.505</b>	+04.132
8	3	0500 - Tommi RITALA 0499 - Petteri PITKÄNEN	FIN	0:50.287 [ 8 ] +04.040	<b>1:59.829</b>	+25.456
Chief Official		Michael Herz		Water:	11 ° C	
Starter		Peter Chantrain		Air:	12 ° C	
Course Umpire		Claus-Dieter Nows		Wind Force:	0 m/s	
Chief Finishing Line		Peter Heiser				
		Martina Stein				

1st to final 2-7 to semi-finale rest out

The semi-finale will take place on Sunday 15. June 2008 at 9:35 h

The A final will take place on Sunday 15. June 2008 at 15:05 h

<b>Race 32</b>		1. heat			15:30 h	
C2 men 500 m		1-3 to final 4-7 + 8th best time to semi-finale rest out				
Rank	Lane	Team	Country	250 m	500 m	
1	3	0628 - Guanliang MENG 0634 - Wenjun YANG	CHN	0:06.885 [ 1 ]	<b>1:42.955</b>	
2	1	0035 - Andrei BAH DANOVICH 0034 - Aliaksandr BAH DANOVICH	BLR	0:07.526 [ 4 ] +00.641	<b>1:44.059</b>	+01.104
3	4	0405 - Sergey ULEGIN 0400 - Alexander KOSTOGLD	RUS	0:06.926 [ 2 ] +00.41	<b>1:44.173</b>	+01.218
4	7	0382 - Constantin POPA 0375 - Nicolae FLOCEA	ROU	0:07.391 [ 3 ] +00.506	<b>1:44.427</b>	+01.472
5	5	0324 - Pawel SKOWRONSKI 0319 - Marcin GRZYBOWSKI	POL	0:09.193 [ 5 ] +02.308	<b>1:52.135</b>	+09.180
6	2	0077 - Kyle JEFFERY 0080 - Ian MORTIMER	CAN	0:10.146 [ 6 ] +03.261	<b>2:01.849</b>	+18.894
Chief Official		Michael Herz		Water:	11 ° C	
Starter		Peter Chantrain		Air:	12 ° C	
Course Umpire		Claus-Dieter Nows		Wind Force:	0 m/s	
Chief Finishing Line		Peter Heiser				
		Martina Stein				

1-3 to final 4-7 + 8th best time to semi-finale rest out





<b>Race 33</b>		2. heat				15:35 h
C2 men 500 m		1-3 to final 4-7 + 8th best time to semi-finale rest out				
Rank	Lane	Team	Country	250 m	500 m	
1	1	0041 - Kanstantsin SHCHARBAK 0045 - Aliaksandr VAUCHETSKI	BLR	0:23.409 [ 1 ]	<b>1:44.659</b>	
2	6	0326 - Lukasz WOSZCZYNSKI 0325 - Arkadiusz TONSKI	POL	0:24.222 [ 3 ] +00.813	<b>1:45.563</b> <b>+00.904</b>	
3	4	0369 - Josif CHIRILA 0372 - Andrei CUCULICI	ROU	0:23.575 [ 2 ] +00.166	<b>1:45.915</b> <b>+01.256</b>	
4	2	0084 - Andrew RUSSELL 0069 - Gabriel BEAUCHESNE-SEVIGNY	CAN	0:24.788 [ 4 ] +01.379	<b>1:45.927</b> <b>+01.268</b>	
5	5	0401 - Alexander KOVALEV 0404 - Sergey SHEVTSOV	RUS	0:26.334 [ 5 ] +02.925	<b>1:59.777</b> <b>+15.118</b>	
Chief Official		Michael Herz		<i>Water:</i>		11 ° C
Starter		Peter Chantrain		<i>Air:</i>		12 ° C
Course Umpire		Claus-Dieter Nows		<i>Wind Force:</i>		0 m/s
Chief Finishing Line		Peter Heiser Martina Stein				

1-3 to final 4-7 + 8th best time to semi-finale rest out

The semi-finale will take place on Sunday 15. June 2008 at 9:55 h

The final will take place on Sunday 15. June 2008 at 15:00 h

<b>Race 34</b>		1. heat				15:45 h
K2 women 500 m		1st to final 2-7 to semi-finale rest out				
Rank	Lane	Team	Country	250 m	500 m	
1	7	0143 - Fanny FISCHER 0147 - Nicole REINHARDT	GER	0:50.620 [ 1 ]	<b>1:44.489</b>	
2	2	0334 - Ewelina WOJNAROWSKA 0329 - Malgorzata CHOJNACKA	POL	0:51.756 [ 2 ] +01.136	<b>1:46.413</b> <b>+01.924</b>	
3	4	0094 - Kristin GAUTHIER 0088 - Mylanie BARRE	CAN	0:51.827 [ 3 ] +01.207	<b>1:46.763</b> <b>+02.274</b>	
4	1	0107 - Michala MRUZKOVÁ 0106 - Jana BLAHOVÁ	CZE	0:52.390 [ 4 ] +01.770	<b>1:47.405</b> <b>+02.916</b>	
5	5	0638 - Linbei XU 0642 - Minyuan ZHU	CHN	0:52.807 [ 5 ] +02.187	<b>1:48.609</b> <b>+04.120</b>	
6	6	0388 - Iulia PASCU 0387 - Alina MIHALCEA	ROU	0:57.688 [ 7 ] +07.068	<b>1:53.699</b> <b>+09.210</b>	
7	3	0466 - Katie HAGLER 0470 - Emily MICKLE	USA	0:56.463 [ 6 ] +05.843	<b>1:53.723</b> <b>+09.234</b>	
Chief Official		Michael Herz		<i>Water:</i>		11 ° C
Starter		Jürgen Wölke		<i>Air:</i>		12 ° C
Course Umpire		Helmut Lorenz		<i>Wind Force:</i>		0 m/s
Chief Finishing Line		Harald Marktler Martina Stein				

1st to final 2-7 to semi-finale rest out



<b>Race 35</b>		2. heat					15:50 h
K2 women 500 m		1st to final	2-7 to semi-finale	rest out			
Rank	Lane	Team	Country		250 m	500 m	
1	1	0306 - Yvonne SCHURING 0307 - Viktoria SCHWARZ	AUT		0:51.143 [ 1 ]	<b>1:44.189</b>	
2	5	0151 - Conny WAßMUTH 0149 - Marina SCHUCK	GER		0:51.852 [ 2 ] +00.709	<b>1:46.425</b> <b>+02.236</b>	
3	3	0468 - Carrie JOHNSON 0467 - Margaret HOGAN	USA		0:53.165 [ 4 ] +02.022	<b>1:47.091</b> <b>+02.902</b>	
4	4	0016 - Hannah DAVIS 0017 - Lyndsie FOGARTY	AUS		0:52.823 [ 3 ] +01.680	<b>1:47.775</b> <b>+03.586</b>	
5	6	0252 - Stefania CICALI 0253 - Alice FAGIOLI	ITA		0:54.001 [ 6 ] +02.858	<b>1:48.621</b> <b>+04.432</b>	
6	7	0406 - Nadezda PETROVA 0409 - Alexandra TOMNIKOVA	RUS		0:53.629 [ 5 ] +02.486	<b>1:48.643</b> <b>+04.454</b>	
7	2	0608 - Sima ORUJI 0607 - Arezoo MOTAMEDI	IRI		0:56.441 [ 7 ] +05.298	<b>1:54.149</b> <b>+09.960</b>	
Chief Official		Michael Herz		<i>Water:</i>		11 ° C	
Starter		Jürgen Wölke		<i>Air:</i>		12 ° C	
Course Umpire		Helmut Lorenz		<i>Wind Force:</i>		0 m/s	
Chief Finishing Line		Martina Stein					

1st to final 2-7 to semi-finale rest out

<b>Race 36</b>		3. heat					15:55 h
K2 women 500 m		1st to final	2-7 to semi-finale	rest out			
Rank	Lane	Team	Country		250 m	500 m	
1	4	0328 - Monika BOROWICZ 0331 - Aneta KONIECZNA	POL		0:50.597 [ 1 ]	<b>1:45.341</b>	
2	6	0502 - Anne RIKALA 0501 - Jenni MIKKONEN	FIN		0:52.026 [ 2 ] +01.429	<b>1:46.351</b> <b>+01.010</b>	
3	1	0562 - Michelle ERAY 0563 - Bridgitte HARTLEY	RSA		0:54.164 [ 3 ] +03.567	<b>1:48.145</b> <b>+02.804</b>	
4	3	0256 - Fabiana SGROI 0254 - Alessandra GALIOTTO	ITA		0:55.985 [ 4 ] +05.388	<b>1:52.015</b> <b>+06.674</b>	
5	2	0019 - Alana NICHOLLS 0014 - Lani BELCHER	AUS		0:56.791 [ 5 ] +06.194	<b>1:52.721</b> <b>+07.380</b>	
6	5	0091 - Jillian D'ALESSIO 0090 - Kia BYERS	CAN		0:57.081 [ 6 ] +06.484	<b>1:56.557</b> <b>+11.216</b>	
Chief Official				<i>Water:</i>		° C	
Starter				<i>Air:</i>		° C	
Course Umpire				<i>Wind Force:</i>		m/s	
Chief Finishing Line							

1st to final 2-7 to semi-finale rest out

The semi-finale will take place on Sunday 15. June 2008 at 10:05 h

The A final will take place on Sunday 15. June 2008 at 15:30 h

Race 37		1. heat			16:00 h
K4 men 500 m		1-3 to final 4-7 + 8th best time to semi-finale rest out			
Rank	Lane	Team	Country	250 m	500 m
1	2	0039 - Raman PIATRUSHENKA 0033 - Aliaksei ABALMASAU 0037 - Artur LITVINCHUK 0038 - Vadzim MAKHNEU	BLR	0:41.147 [ 2 ] +00.625	1:22.789
2	4	0118 - Lutz ALTEPOST 0120 - Norman BRÖCKL 0122 - Torsten ECKBRETT 0125 - Björn GOLDSCHMIDT	GER	0:40.522 [ 1 ]	1:23.557 +00.768
3	1	0235 - Franco BENEDINI 0240 - Luca PIEMONTE 0246 - Antonio ROSSI 0245 - Alberto RICCHETTI	ITA	0:42.491 [ 3 ] +01.969	1:25.709 +02.920
4	5	0186 - Kristian REEVES 0180 - Edward COX 0181 - Andrew DANIELS 0182 - Thomas DANIELS	GBR	0:42.528 [ 4 ] +02.006	1:26.899 +04.110
5	6	0006 - Jesse PHILLIPS 0004 - Jake MICHAEL 0012 - Mathew URQUHART 0001 - Reece BAKER	AUS	0:42.939 [ 5 ] +02.417	1:27.335 +04.546
6	3	0437 - Boris VISZLAY 0433 - Martin JANKOVEC 0434 - Pavol MA'TAS 0435 - Milos MIKLES	SVK	0:44.238 [ 6 ] +03.716	1:28.705 +05.916
Chief Official		Michael Herz		Water:	11 ° C
Starter		Roland Niermann		Air:	12 ° C
Course Umpire		Oliver Hinzmann		Wind Force:	0 m/s
Chief Finishing Line		Peter Heiser			
		Martina Stein			

1-3 to final 4-7 + 8th best time to semi-finale rest out




Race 38		2. heat				16:05 h
K4 men 500 m		1-3 to final 4-7 + 8th best time to semi-finale		rest out		
Rank	Lane	Team	Country	250 m	500 m	
1	5	0047 - Dzianis ZHYHADLA 0042 - Stanislau STRELCHANKA 0043 - Dziamyar TURCHYN 0036 - Vitaliy BIALKO	BLR	0:41.706 [ 1 ]	1:25.239	
2	4	0368 - Alin ANTON 0379 - Florean MADA 0374 - Lehel ERCSEI 0378 - Bogdan MADA	ROU	0:42.323 [ 3 ] +00.617	1:26.367 +01.128	
3	3	0083 - Brady REARDON 0079 - Angus MORTIMER 0082 - Christopher PELLINI 0076 - Rhys HILL	CAN	0:42.084 [ 2 ] +00.378	1:26.923 +01.684	
4	2	0237 - Matteo GALLIGANI 0248 - Luca TOTIS 0238 - Riccardo GUALAZZI 0241 - Samuel PIEROTTI	ITA	0:43.402 [ 4 ] +01.696	1:27.761 +02.522	
		Chief Official	Michael Herz	Water:	11 ° C	
		Starter	Roland Niermann	Air:	12 ° C	
		Course Umpire	Oliver Hinzmann	Wind Force:	0 m/s	
			Peter Heiser			
		Chief Finishing Line	Martina Stein			

1-3 to final 4-7 + 8th best time to semi-finale rest out

The semi-finale will take place on Sunday 15. June 2008 at 10:15 h

The final will take place on Sunday 15. June 2008 at 16:25 h





# Kanu World-Cup

**Duisburg 13.-15.06.2008**

**Regattabahn Duisburg**

Samstag / Saturday

Vormittag / morning

Ergebnisse / Results



Regionalverband Ruhr



Deutscher Kanu-Verband



Race 39		1. semi-finale			8:30 h
K4 women 500 m		1-3 to Final rest out			
Rank	Lane	Team	Country	250 m	500 m
1	5	0252 - Stefania CICALI 0256 - Fabiana SGROI 0254 - Alessandra GALIOTTO 0253 - Alice FAGIOLI	ITA	0:48.765 [ 2 ] +00.841	1:38.073
2	6	0355 - Helena RODRIGUES 0354 - Teresa PORTELA 0356 - Joana SOUSA 0353 - Beatriz GOMES	POR	0:47.924 [ 1 ]	1:38.257 +00.184
3	4	0562 - Michelle ERAY 0565 - Carol JOYCE 0566 - Nicola MOCKE 0564 - Jennifer HODSON	RSA	0:49.418 [ 5 ] +01.494	1:39.193 +01.120
4	7	0190 - Shuna BRAITHWAITE 0194 - Hayleigh MASON 0191 - Rachel CAWTHORN 0195 - Louisa SAWERS	GBR	0:49.113 [ 3 ] +01.189	1:41.199 +03.126
5	3	0095 - Genevieve ORTON 0091 - Jillian D'ALESSIO 0088 - Mylanie BARRE 0090 - Kia BYERS	CAN	0:49.238 [ 4 ] +01.314	1:41.321 +03.248
6	2	0019 - Alana NICHOLLS 0014 - Lani BELCHER 0015 - Jo BRIGDEN JONES 0022 - Bernadette WALLACE	AUS	0:50.788 [ 6 ] +02.864	1:41.605 +03.532
Chief Official		Michael Herz	Water:		11 ° C
Starter		Hans-Walter Humme	Air:		12 ° C
Course Umpire		Oliver Hinzmann	Wind Force:		0 m/s
Chief Finishing Line		Peter Heiser			
		Martina Stein			

1-3 to Final rest out

The final will take place on Saturday 14. June 2008 at 14:00 h



Race 40		1. semi-finale						8:35 h
K1 men 1000 m		1-3 to A final		4-6 to B final		rest out		
Rank	Lane	Team	Country	250 m	500 m	750 m	1000 m	
1	5	0178 - Tim BRABANTS	GBR	0:50.070 [ 1 ]	1:43.203 [ 1 ]	2:38.045 [ 2 ]	<b>3:31.329</b>	
						+25.686		
2	4	0128 - Max HOFF	GER	0:50.918 [ 3 ]	1:44.757 [ 2 ]	2:38.423 [ 3 ]	<b>3:32.353</b>	
				+00.848	+01.554	+26.064	<b>+01.024</b>	
3	3	0547 - Ben FOUHY	NZL	0:52.039 [ 5 ]	1:45.478 [ 5 ]	2:39.564 [ 5 ]	<b>3:33.243</b>	
				+01.969	+02.275	+27.205	<b>+01.914</b>	
4	6	0577 - Jernej ZUPANCIC REGENT	SLO	0:51.689 [ 4 ]	1:45.293 [ 3 ]	2:39.402 [ 4 ]	<b>3:33.443</b>	
				+01.619	+02.090	+27.043	<b>+02.114</b>	
5	7	0280 - Robin KOENDERS	NED	0:50.803 [ 2 ]	1:45.372 [ 4 ]	2:42.446 [ 6 ]	<b>3:38.167</b>	
				+00.733	+02.169	+30.087	<b>+06.838</b>	
6	2	0279 - Niels FELDERHOFF	NED	0:52.695 [ 6 ]	1:48.953 [ 7 ]	2:44.651 [ 7 ]	<b>3:38.455</b>	
				+02.625	+05.750	+32.292	<b>+07.126</b>	
7	8	0233 - Albino BATTELLI	ITA	0:52.727 [ 7 ]	1:48.310 [ 6 ]	2:44.969 [ 8 ]	<b>3:40.597</b>	
				+02.657	+05.107	+32.610	<b>+09.268</b>	
8	1	0036 - Vitaliy BIALKO	BLR	0:53.673 [ 8 ]	1:50.998 [ 8 ]	2:47.124 [ 9 ]	<b>3:44.715</b>	
				+03.603	+07.795	+34.765	<b>+13.386</b>	
Chief Official		Michael Herz		Water:		11 ° C		
Starter		Roland Niermann		Air:		12 ° C		
Course Umpire		Peter Heiser		Wind Force:		0 m/s		
Chief Finishing Line		Helmut Lorenz						
		Martina Stein						

1-3 to A final 4-6 to B final rest out



Race 41		2. semi-finale						8:40 h
K1 men 1000 m		1-3 to A final		4-6 to B final		rest out		
Rank	Lane	Team	Country	250 m	500 m	750 m	1000 m	
1	5	0292 - Eirik Veras LARSEN	NOR		0:14.019 [ 2 ] +00.457	1:09.089 [ 3 ] +01.077	<b>3:33.217</b>	
2	4	0222 - Roei YELLIN	ISR		0:14.490 [ 3 ] +00.928	1:08.012 [ 1 ]	<b>3:33.873</b> <b>+00.656</b>	
3	9	0129 - Martin HOLLSTEIN	GER		0:15.367 [ 4 ] +01.805	1:10.596 [ 4 ] +02.584	<b>3:34.639</b> <b>+01.422</b>	
4	6	0448 - Ekaitz SAIES SISTIAGA	ESP		0:15.812 [ 6 ] +02.250	1:11.025 [ 5 ] +03.013	<b>3:35.701</b> <b>+02.484</b>	
5	3	0002 - Jacob CLEAR	AUS		0:13.562 [ 1 ]	1:09.059 [ 2 ] +01.047	<b>3:35.799</b> <b>+02.582</b>	
6	7	0463 - Jeff SMOKE	USA		0:16.959 [ 7 ] +03.397	1:13.601 [ 7 ] +05.589	<b>3:39.719</b> <b>+06.502</b>	
7	8	0351 - Joao RIBEIRO	POR		0:15.742 [ 5 ] +02.180	1:12.306 [ 6 ] +04.294	<b>3:41.183</b> <b>+07.966</b>	
8	1	0629 - Yao PAN	CHN		0:17.283 [ 8 ] +03.721	1:16.821 [ 9 ] +08.809	<b>3:41.873</b> <b>+08.656</b>	
9	2	0207 - Brendan MALONEY	IRL		0:19.488 [ 9 ] +05.926	1:14.680 [ 8 ] +06.668	<b>3:41.885</b> <b>+08.668</b>	
Chief Official		Michael Herz		Water:		11 ° C		
Starter		Roland Niermann		Air:		12 ° C		
Course Umpire		Peter Heiser		Wind Force:		0 m/s		
Chief Finishing Line		Helmut Lorenz						
		Martina Stein						

1-3 to A final 4-6 to B final rest out





Race 42		3. semi-finale						8:45 h
K1 men 1000 m		1-3 to A final		4-6 to B final		rest out		
Rank	Lane	Team	Country	250 m	500 m	750 m	1000 m	
1	4	0086 - Adam VAN KOEVERDEN	CAN	0:50.834 [ 1 ]	1:43.979 [ 1 ]	2:38.720 [ 1 ]	<b>3:33.559</b>	
2	5	0013 - Kenneth WALLACE	AUS	0:51.413 [ 2 ] +00.579	1:45.155 [ 2 ] +01.176	2:40.145 [ 2 ] +01.425	<b>3:34.583</b> <b>+01.024</b>	
3	6	0561 - Shaun RUBENSTEIN	RSA	0:51.769 [ 3 ] +00.935	1:45.523 [ 3 ] +01.544	2:40.580 [ 3 ] +01.860	<b>3:35.661</b> <b>+02.102</b>	
4	8	0220 - Michael KOLGANOV	ISR	0:52.336 [ 5 ] +01.502	1:47.870 [ 5 ] +03.891	2:43.177 [ 5 ] +04.457	<b>3:37.187</b> <b>+03.628</b>	
5	3	0189 - Paul WYCHERLEY	GBR	0:51.896 [ 4 ] +01.062	1:46.986 [ 4 ] +03.007	2:42.700 [ 4 ] +03.980	<b>3:37.499</b> <b>+03.940</b>	
6	9	0208 - Barry WATKINS	IRL	0:52.780 [ 7 ] +01.946	1:48.142 [ 6 ] +04.163	2:44.375 [ 6 ] +05.655	<b>3:39.967</b> <b>+06.408</b>	
7	7	0604 - Shahoo RAIESI	IRI	0:54.409 [ 9 ] +03.575	1:50.744 [ 7 ] +06.765	2:48.197 [ 7 ] +09.477	<b>3:42.195</b> <b>+08.636</b>	
8	1	0268 - Marc SEIDEL	LUX	0:53.191 [ 8 ] +02.357	1:51.821 [ 9 ] +07.842	2:49.382 [ 8 ] +10.662	<b>3:45.969</b> <b>+12.410</b>	
9	2	0483 - Wouter D'HAENE	BEL	0:52.775 [ 6 ] +01.941	1:51.648 [ 8 ] +07.669	2:49.790 [ 9 ] +11.070	<b>3:46.877</b> <b>+13.318</b>	
Chief Official						Water:	° C	
Starter						Air:	° C	
Course Umpire						Wind Force:	m/s	
Chief Finishing Line								

1-3 to A final 4-6 to B final rest out

The B final will take place on Saturday 14. June 2008 at 10:50 h

The A final will take place on Saturday 14. June 2008 at 14:10 h



Race 43		1. semi-finale						8:55 h
C1 men 1000 m		1-3 to A final 4-7 + 8th best time to B final rest out						
Rank	Lane	Team	Country	250 m	500 m	750 m	1000 m	
1	4	0121 - Andreas DITTMER	GER	0:57.744 [ 2 ] +00.228	1:57.566 [ 1 ]	2:59.069 [ 1 ]	<b>4:01.831</b>	
2	5	0119 - Sebastian BRENDEL	GER	0:58.086 [ 3 ] +00.570	1:58.456 [ 2 ] +00.890	3:00.249 [ 2 ] +01.180	<b>4:04.175</b> <b>+02.344</b>	
3	7	0370 - Cătălin COSTACHE	ROU	0:58.114 [ 4 ] +00.598	1:58.741 [ 3 ] +01.175	3:01.168 [ 3 ] +02.099	<b>4:04.383</b> <b>+02.552</b>	
4	9	0318 - Adam GINTER	POL	0:59.898 [ 6 ] +02.382	2:02.538 [ 6 ] +04.972	3:05.324 [ 5 ] +06.255	<b>4:05.991</b> <b>+04.160</b>	
5	6	0633 - Weiyong XIE	CHN	0:58.851 [ 5 ] +01.335	2:01.078 [ 4 ] +03.512	3:04.840 [ 4 ] +05.771	<b>4:06.363</b> <b>+04.532</b>	
6	8	0436 - Matej RUSNAK	SVK	1:00.781 [ 8 ] +03.265	2:03.469 [ 7 ] +05.903	3:05.529 [ 6 ] +06.460	<b>4:07.889</b> <b>+06.058</b>	
7	2	0058 - Nivalter SANTOS DE JESUS	BRA	0:57.516 [ 1 ]	2:01.614 [ 5 ] +04.048	3:05.881 [ 7 ] +06.812	<b>4:09.103</b> <b>+07.272</b>	
8	3	0432 - Lubomir HAGARA	SVK	0:59.956 [ 7 ] +02.440	2:05.760 [ 8 ] +08.194	3:10.556 [ 8 ] +11.487	<b>4:21.229</b> <b>+19.398</b>	
9	1	0560 - Calvin MOKOTO	RSA	1:03.695 [ 9 ] +06.179	2:12.943 [ 9 ] +15.377	3:24.783 [ 9 ] +25.714	<b>4:36.325</b> <b>+34.494</b>	
Chief Official		Michael Herz		Water:		11 ° C		
Starter		Roland Niermann		Air:		12 ° C		
Course Umpire		Claus-Dieter Nows		Wind Force:		0 m/s		
Chief Finishing Line		Peter Heiser						
		Martina Stein						

1-3 to A final 4-7 + 8th best time to B final rest out



<b>Race 44</b>		2. semi-finale						9:00 h
C1 men 1000 m		1-3 to A final 4-7 + 8th best time to B final rest out						
Rank	Lane	Team	Country	250 m	500 m	750 m	1000 m	
1	4	0588 - Vadim MENKOV	UZB	0:57.143 [ 1 ]	1:56.719 [ 1 ]	2:58.448 [ 1 ]	<b>4:00.545</b>	
2	5	0380 - Florin MIRONCIC	ROU	0:57.596 [ 2 ] +00.453	1:57.083 [ 2 ] +00.364	2:59.834 [ 2 ] +01.386	<b>4:02.578</b> <b>+02.033</b>	
3	6	0046 - Aliaksandr ZHUKOUSKI	BLR	0:59.045 [ 6 ] +01.902	2:00.283 [ 3 ] +03.564	3:02.419 [ 3 ] +03.971	<b>4:03.017</b> <b>+02.472</b>	
4	2	0321 - Mariusz KRUK	POL	0:58.417 [ 4 ] +01.274	2:00.635 [ 4 ] +03.916	3:03.529 [ 4 ] +05.081	<b>4:06.807</b> <b>+06.262</b>	
5	7	0627 - Xiaojie MA	CHN	0:59.778 [ 7 ] +02.635	2:01.772 [ 5 ] +05.053	3:04.805 [ 5 ] +06.357	<b>4:07.027</b> <b>+06.482</b>	
6	3	0188 - James TRAIN	GBR	0:58.960 [ 5 ] +01.817	2:01.787 [ 6 ] +05.068	3:05.075 [ 6 ] +06.627	<b>4:09.938</b> <b>+09.393</b>	
7	9	0040 - Dzmitry RABCHANKA	BLR	0:58.341 [ 3 ] +01.198	2:02.446 [ 7 ] +05.727	3:07.879 [ 7 ] +09.431	<b>4:13.179</b> <b>+12.634</b>	
8	1	0003 - Torsten LACHMANN	AUS	1:01.433 [ 8 ] +04.290	2:06.607 [ 8 ] +09.888	3:11.571 [ 8 ] +13.123	<b>4:16.365</b> <b>+15.820</b>	
9	8	0459 - Robert FINLAYSON	USA	1:04.579 [ 9 ] +07.436	2:16.918 [ 9 ] +20.199	3:29.894 [ 9 ] +31.446	<b>4:40.920</b> <b>+40.375</b>	
Chief Official		Michael Herz		Water:		11 ° C		
Starter		Roland Niermann		Air:		12 ° C		
Course Umpire		Jürgen Büschken		Wind Force:		0 m/s		
Chief Finishing Line		Harald Marktler						
		Martina Stein						

1-3 to A final 4-7 + 8th best time to B final rest out

The B final will take place on Saturday 14. June 2008 at 10:55 h

The A final will take place on Saturday 14. June 2008 at 14:15 h



Race 45		1. semi-finale					9:05 h
K1 women 1000 m		1-3 to Final rest out					
Rank	Lane	Team	Country	250 m	500 m	750 m	1000 m
1	3	0106 - Jana BLAHOVÁ	CZE		0:59.138 [ 1 ]	2:03.172 [ 1 ]	<b>4:07.796</b>
2	5	0107 - Michala MRUZKOVÁ	CZE		1:02.032 [ 3 ]	2:05.641 [ 3 ]	<b>4:07.961</b>
					+02.894	+02.469	+00.165
3	6	0195 - Louisa SAWERS	GBR	0.770 [ 3 ]	1:03.785 [ 5 ]	2:07.731 [ 4 ]	<b>4:09.224</b>
				+00.675	+04.647	+04.559	+01.428
4	4	0281 - Eef DE GROOT	NED		1:00.512 [ 2 ]	2:04.887 [ 2 ]	<b>4:09.499</b>
					+01.374	+01.715	+01.703
5	7	0250 - Anna ALBERTI	ITA	0:02.998 [ 5 ]	1:05.285 [ 7 ]	2:08.148 [ 6 ]	<b>4:11.641</b>
				+02.903	+06.147	+04.976	+03.845
6	2	0642 - Minyuan ZHU	CHN	0.95 [ 1 ]	1:02.356 [ 4 ]	2:08.068 [ 5 ]	<b>4:13.948</b>
					+03.218	+04.896	+06.152
7	1	0386 - Alina CHIRILĂ	ROU	0.625 [ 2 ]	1:04.216 [ 6 ]	2:09.961 [ 7 ]	<b>4:16.036</b>
				+00.530	+05.078	+06.789	+08.240
8	10	0209 - Jenny EGAN	IRL				<b>4:19.991</b>
							+12.195
9	8	0014 - Lani BELCHER	AUS	0:01.624 [ 4 ]	1:05.555 [ 8 ]	2:12.631 [ 8 ]	<b>4:20.266</b>
				+01.529	+06.417	+09.459	+12.470
10	9	0606 - Rahele MOHAMED MIRZAI	IRI	0:04.884 [ 6 ]	1:09.664 [ 9 ]	2:15.529 [ 9 ]	<b>4:23.342</b>
				+04.789	+10.526	+12.357	+15.546
Chief Official		Michael Herz		Water:		11 ° C	
Starter		Roland Niermann		Air:		12 ° C	
Course Umpire		Jürgen Büschken		Wind Force:		0 m/s	
Chief Finishing Line		Harald Marktler					
		Martina Stein					

1-3 to Final rest out

The final will take place on Saturday 14. June 2008 at 14:40 h



Race 46		1. semi-finale						9:15 h
K2 men 1000 m		1-3 to A final 4-7 + 8th best time to B final rest out						
Rank	Lane	Team	Country	250 m	500 m	750 m	1000 m	
1	4	0367 - Ionut ANGHEL 0385 - Stefan VASILE	ROU	0:46.546 [ 1 ]	1:36.194 [ 1 ]	2:27.563 [ 1 ]	3:19.271	
2	7	0346 - Leonel CORREIA 0352 - Pedro SANTOS	POR	0:47.791 [ 2 ] +01.245	1:38.052 [ 2 ] +01.858	2:29.411 [ 2 ] +01.848	3:20.853 +01.582	
3	3	0630 - Jie SHEN 0622 - Zhipeng HUANG	CHN	0:48.504 [ 5 ] +01.958	1:40.374 [ 5 ] +04.180	2:31.771 [ 5 ] +04.208	3:20.973 +01.702	
4	5	0420 - David GUBSER 0421 - Remo GUBSER	SUI	0:47.887 [ 3 ] +01.341	1:38.319 [ 3 ] +02.125	2:30.275 [ 3 ] +02.712	3:21.261 +01.990	
5	9	0243 - Andrea RAMELLA 0242 - Mauro PRA FLORIANI	ITA	0:48.762 [ 6 ] +02.216	1:40.559 [ 6 ] +04.365	2:33.651 [ 7 ] +06.088	3:25.807 +06.536	
6	6	0078 - Steven JORENS 0072 - Ryan CUTHBERT	CAN	0:48.360 [ 4 ] +01.814	1:39.754 [ 4 ] +03.560	2:31.577 [ 4 ] +04.014	3:26.109 +06.838	
7	2	0601 - Armin BODARI 0605 - Achmed Reza TALEBIAN	IRI	0:50.091 [ 8 ] +03.545	1:41.084 [ 7 ] +04.890	2:33.504 [ 6 ] +05.941	3:27.191 +07.920	
8	1	0012 - Mathew URQUHART 0023 - Stephen BIRD	AUS	0:49.135 [ 7 ] +02.589	1:42.296 [ 8 ] +06.102	2:36.241 [ 8 ] +08.678	3:31.843 +12.572	
9	8	0602 - Pedram DADAK 0603 - Arwand DARWISCH	IRI	0:53.078 [ 9 ] +06.532	1:45.184 [ 9 ] +08.990	2:38.823 [ 9 ] +11.260	3:35.323 +16.052	
Chief Official		Michael Herz				Water:		11 ° C
Starter		Hans-Walter Humme				Air:		12 ° C
Course Umpire		Claus-Dieter Nows				Wind Force:		0 m/s
Chief Finishing Line		Helmut Lorenz						
		Martina Stein						

1-3 to A final 4-7 + 8th best time to B final rest out



<b>Race 47</b>		2. semi-finale						9:20 h
K2 men 1000 m		1-3 to A final 4-7 + 8th best time to B final rest out						
Rank	Lane	Team	Country	250 m	500 m	750 m	1000 m	
1	7	0236 - Andrea FACCHIN 0247 - Antonio SCADUTO	ITA	0:49.181 [ 4 ] +01.309	1:39.473 [ 2 ] +00.881	2:29.924 [ 1 ]	<b>3:20.641</b>	
2	4	0073 - Richard DOBER JR. 0087 - Andrew WILLOWS	CAN	0:49.313 [ 5 ] +01.441	1:40.981 [ 4 ] +02.389	2:31.397 [ 3 ] +01.473	<b>3:21.567</b> <b>+00.926</b>	
3	9	0179 - Benjamin BROWN 0187 - John SCHOFIELD	GBR	0:47.872 [ 1 ]	1:40.334 [ 3 ] +01.742	2:33.431 [ 5 ] +03.507	<b>3:22.409</b> <b>+01.768</b>	
4	6	0497 - Mika HOKAJÄRVI 0498 - Kalle MIKKONEN	FIN	0:48.215 [ 2 ] +00.343	1:38.592 [ 1 ]	2:30.949 [ 2 ] +01.025	<b>3:22.541</b> <b>+01.900</b>	
5	5	0460 - Timothy HORNSBY 0464 - Brandon WOODS	USA	0:50.435 [ 7 ] +02.563	1:41.795 [ 5 ] +03.203	2:33.440 [ 6 ] +03.516	<b>3:22.823</b> <b>+02.182</b>	
6	3	0500 - Tommi RITALA 0499 - Petteri PITKÄNEN	FIN	0:50.842 [ 8 ] +02.970	1:42.096 [ 7 ] +03.504	2:33.026 [ 4 ] +03.102	<b>3:24.779</b> <b>+04.138</b>	
7	2	0376 - Justin PORCARASU 0377 - Petrus GAVRILA	ROU	0:49.409 [ 6 ] +01.537	1:43.663 [ 8 ] +05.071	2:36.981 [ 8 ] +07.057	<b>3:29.449</b> <b>+08.808</b>	
8	8	0349 - Hugo GUEDES 0348 - David FERNANDES	POR	0:48.874 [ 3 ] +01.002	2:17.829 [ 9 ] +39.237	2:35.019 [ 7 ] +05.095	<b>3:34.567</b> <b>+13.926</b>	
Chief Official		Michael Herz				Water:	11 ° C	
Starter		Hans-Walter Humme				Air:	12 ° C	
Course Umpire		Jürgen Büschken				Wind Force:	0 m/s	
Chief Finishing Line		Peter Heiser						
		Martina Stein						

1-3 to A final 4-7 + 8th best time to B final rest out

The B final will take place on Saturday 14. June 2008 at 11:05 h

The A final will take place on Saturday 14. June 2008 at 14:45 h

<b>Race 48</b>		1. heat		9:30 h			
K2 männl. Jugend		Wedaucup 500 m					
Rank	Lane	Team	Country	250 m	500 m		
1	6	0764 - Dominik NIKOLAY (15, RG KV Hessen) 0761 - Maximilian HAHL (15, KC Lampertheim)		0:49.179 [ 1 ]	<b>1:41.675</b>		
2	7	0822 - Konrad HEINZE (16, ESV Dresden) 0826 - Tom LIEBSCHER (15, RG KV Sachsen)		0:49.306 [ 2 ] +00.127	<b>1:41.725</b> <b>+00.050</b>		
3	8	0784 - Benedikt OMMER (15) 0781 - Julian KLAHOLD (15, RG KV NRW)		0:50.066 [ 4 ] +00.887	<b>1:43.159</b> <b>+01.484</b>		
4	1	0845 - Florian HOFFMANN (15, SSV BW Barby) 0850 - Max TAPE (16, RG Sachsen-Anha)		0:50.861 [ 6 ] +01.682	<b>1:43.203</b> <b>+01.528</b>		
5	5	0711 - Marvin HAGENDORF (16, HKC Berlin) 0712 - Sebastian KORNISCH (16, GK90 Berlin)		0:49.786 [ 3 ] +00.607	<b>1:43.297</b> <b>+01.622</b>		
6	2	0689 - Lukas DECKER (16, K.R.Karlsruhe) 0690 - Jann SCHWARZ (16, Union Böckingen)		0:50.625 [ 5 ] +01.446	<b>1:43.575</b> <b>+01.900</b>		
7	3	0734 - Jago KITZMANN (16, RG LKV Bbg.) 0741 - Tobias WERDER (16, RG LKV Bbg.)		0:51.955 [ 7 ] +02.776	<b>1:48.069</b> <b>+06.394</b>		
Chief Official		Michael Herz		Water:		11 ° C	
Starter		Hans-Walter Humme				Air:	12 ° C
Course Umpire		Jürgen Büschken				Wind Force:	0 m/s
Chief Finishing Line		Peter Heiser					
		Martina Stein					



Race 49		2. heat					9:35 h
K2 männl. Jugend							
Wedacup 500 m							
Rank	Lane	Team	Country	250 m	500 m		
1	4	0783 - Matthias KROST (16, Mülheimer KV) 0787 - Patrik WÖLFEL (16, Mülheimer KV)		0:47.998 [ 1 ]			<b>1:41.187</b>
2	5	0759 - Jan BRECHENSER (16, WSV Lampertheim) 0767 - Timo RIES (16, WSV Lampertheim)		0:48.888 [ 2 ] +00.890			<b>1:42.287</b> <b>+01.100</b>
3	3	0732 - Christian HEYMER (15, RG LKV Bbg.) 0731 - Maximilian GRAMS (16, RG LKV Bbg.)		0:49.869 [ 4 ] +01.871			<b>1:43.529</b> <b>+02.342</b>
4	6	0833 - Frances KOTHE (20, RG KV Sachsen) 0825 - Tom KIERYEY (14, RG KV Sachsen)		0:49.193 [ 3 ] +01.195			<b>1:43.635</b> <b>+02.448</b>
5	7	0691 - Philipp STRÖHLE (16, KS Friedrichsha) 0692 - Malte WEISE (16, KS Friedrichsha)		0:50.948 [ 5 ] +02.950			<b>1:45.319</b> <b>+04.132</b>
6	2	0708 - Jan-Ole BAGDAHN (15, RG LKV Berlin) 0713 - René LOCKNER (15, WP Havel Berlin)		0:51.217 [ 6 ] +03.219			<b>1:46.403</b> <b>+05.216</b>
7	1	0844 - Steven EBELING (16, RG Sachsen-Anha) 0843 - Gregor BRENNECKE (16, SSV BW Barby)		0:51.749 [ 7 ] +03.751			<b>1:46.447</b> <b>+05.260</b>
8	8	0807 - Jona SCHULZ (15, RG Rhld-Pfalz/Saar) 0804 - Daniel HORN (15, RG Rhld-Pfalz/Saar)		0:52.025 [ 8 ] +04.027			<b>1:47.055</b> <b>+05.868</b>
		Chief Official	Michael Herz			Water:	11 ° C
		Starter	Hans-Walter Humme			Air:	12 ° C
		Course Umpire	Jürgen Büschken			Wind Force:	0 m/s
			Peter Heiser				
		Chief Finishing Line	Martina Stein				

The final will take place on Saturday 14. June 2008 at 14:50 h

Race 50		1. semi-finale							9:40 h
C2 men 1000 m									
1-3 to Final rest out									
Rank	Lane	Team	Country	250 m	500 m	750 m	1000 m		
1	5	0619 - Zhongyun CHEN 0635 - Zhiwu ZHANG	CHN	0:53.189 [ 3 ] +00.821	1:46.438 [ 1 ]	2:43.024 [ 1 ]		<b>3:40.283</b>	
2	8	0405 - Sergey ULEGIN 0400 - Alexander KOSTOGLD	RUS	0:53.366 [ 4 ] +00.998	1:47.412 [ 2 ] +00.974	2:44.315 [ 2 ] +01.291		<b>3:40.315</b> <b>+00.032</b>	
3	4	0620 - Yongjun GONG 0632 - Bing WANG	CHN	0:53.978 [ 5 ] +01.610	1:48.287 [ 4 ] +01.849	2:45.953 [ 4 ] +02.929		<b>3:40.743</b> <b>+00.460</b>	
4	6	0070 - Attila BUDAY 0071 - Tamas BUDAY JR.	CAN	0:54.594 [ 6 ] +02.226	1:48.825 [ 5 ] +02.387	2:45.076 [ 3 ] +02.052		<b>3:41.489</b> <b>+01.206</b>	
5	2	0324 - Pawel SKOWRONSKI 0319 - Marcin GRZYBOWSKI	POL	0:53.119 [ 2 ] +00.751	1:47.797 [ 3 ] +01.359	2:46.401 [ 5 ] +03.377		<b>3:41.887</b> <b>+01.604</b>	
6	7	0401 - Alexander KOVALEV 0404 - Sergey SHEVTSOV	RUS	0:55.278 [ 7 ] +02.910	1:51.775 [ 6 ] +05.337	2:57.859 [ 6 ] +14.835		<b>4:07.565</b> <b>+27.282</b>	
7	3	0384 - Silviu SIMIONCENCO 0383 - Loredan POPA	ROU	0:52.368 [ 1 ] +00.000	2:02.958 [ 7 ] +16.520	3:16.821 [ 7 ] +33.797		<b>4:28.319</b> <b>+48.036</b>	
		Chief Official	Michael Herz			Water:	11 ° C		
		Starter	Roland Niermann			Air:	12 ° C		
		Course Umpire	Claus-Dieter Nows			Wind Force:	0 m/s		
			Harald Marktler						
		Chief Finishing Line	Martina Stein						

1-3 to Final rest out

The final will take place on Saturday 14. June 2008 at 15:20 h



<b>Race 51</b>		1. heat				9:50 h
C2 männl. Jugend						
Wedacup 500 m						
Rank	Lane	Team	Country	250 m	500 m	
1	3	0736 - Peter KRETSCHMER (16, RG LKV Bbg.) 0730 - Justin BLUM (16, RG LKV Bbg.)		0:58.414 [ 1 ]	<b>1:57.757</b>	
2	5	0710 - Tarek EL-KHATIB (16, RG LKV Berlin) 0715 - Alexander THIELE (16, RG LKV Berlin)		0:59.740 [ 2 ] +01.326	<b>2:02.353</b> <b>+04.596</b>	
3	2	0849 - Axel PACHOLKE (16, RG Sachsen-Anha) 0846 - Michael KOWALSKI (15, RG Sachsen-Anha)		1:00.558 [ 3 ] +02.144	<b>2:05.145</b> <b>+07.388</b>	
4	4	0827 - Erik STRAUß (15, RG KV Sachsen) 0824 - Felix HORNUNG (15, RG KV Sachsen)		1:00.836 [ 4 ] +02.422	<b>2:05.415</b> <b>+07.658</b>	
5	1	0782 - Juri KRAMER (16, RG KV NRW) 0778 - Marco HAHN (16, KSG Wuppertal)		1:01.152 [ 5 ] +02.738	<b>2:05.713</b> <b>+07.956</b>	
Chief Official		Michael Herz		<i>Water:</i>		11 ° C
Starter		Hans-Walter Humme		<i>Air:</i>		12 ° C
Course Umpire		Jürgen Büschken		<i>Wind Force:</i>		0 m/s
Chief Finishing Line		Martina Stein				

<b>Race 52</b>		2. heat				9:55 h
C2 männl. Jugend						
Wedacup 500 m						
Rank	Lane	Team	Country	250 m	500 m	
1	4	0737 - Jonas MARKOWSKI (16, RG LKV Bbg.) 0739 - Christopher RYBARZ (15, RG LKV Bbg.)		0:59.321 [ 1 ]	<b>2:00.975</b>	
2	2	0780 - Dominik SURRAY (16, RG KV NRW) 0786 - Maximiliano SPERLONGANO (16, KSG Wu		1:00.579 [ 2 ] +01.258	<b>2:04.077</b> <b>+03.102</b>	
3	3	0823 - Patrik HERRMANN (16, LVB Leipzig) 0821 - Tim GERICKE (16, SC DHfK Leipzig)		1:00.964 [ 3 ] +01.643	<b>2:05.271</b> <b>+04.296</b>	
4	1	0709 - Patrick BIGALKE (16, RG LKV Berlin) 0714 - Matthias SUDAU (16, RG LKV Berlin)		1:02.959 [ 4 ] +03.638	<b>2:06.823</b> <b>+05.848</b>	
5	5	0848 - Yul OELTZE (16, RG Sachsen-Anha) 0847 - Maximilian KROLL (15, RG Sachsen-Anha)		1:10.926 [ 5 ] +11.605	<b>2:26.031</b> <b>+25.056</b>	
Chief Official		Michael Herz		<i>Water:</i>		11 ° C
Starter		Hans-Walter Humme		<i>Air:</i>		12 ° C
Course Umpire		Jürgen Büschken		<i>Wind Force:</i>		0 m/s
Chief Finishing Line		Martina Stein				

The final will take place on Saturday 14. June 2008 at 15:25 h





<b>Race 53</b>		1. heat				10:10 h
K2 weibl. Jugend						
Wedacup 500 m						
Rank	Lane	Team	Country	250 m	500 m	
1	3	0832 - Pauline VOIGT (15, BWD Dresden)		0:57.813 [ 2 ]	<b>1:57.799</b>	
		0829 - Jennifer ARNOLD (16, SC DHfK Leipzig)		+00.558		
2	6	0719 - Nadine ZEHE (16, HKC Berlin)		0:57.255 [ 1 ]	<b>1:57.829</b>	
		0718 - Karoline KOPPEHEL (16, KKC Berlin)			<b>+00.030</b>	
3	5	0790 - Nathalie LANGER (16, AKC Oberhausen)		0:58.246 [ 3 ]	<b>1:59.049</b>	
		0791 - Cora-May MÄRKER-NEUHAUS (16, KSG W		+00.991	<b>+01.250</b>	
4	1	0745 - Henriette JORDAN (16, RG LKV Bbg.)		0:59.144 [ 4 ]	<b>2:00.477</b>	
		0748 - Juliane TRILLER (16, KC Potsdam)		+01.889	<b>+02.678</b>	
5	7	0810 - Diandra SCHÄFER (15, WSV Ko.-Metter.)		0:59.457 [ 5 ]	<b>2:00.485</b>	
		0808 - Hanna HAUPENTHAL (15, WSV Ko.-Metter.		+02.202	<b>+02.686</b>	
6	4	0693 - Lisa BOUWHUIS (15, WMS Sandhofen)		1:00.971 [ 7 ]	<b>2:03.283</b>	
		0694 - Hanna BUCHER-GANZ (15, WMS Sandhofe		+03.716	<b>+05.484</b>	
7	2	0855 - Christin HOFFMANN (16, RG Sachsen-Anh		1:00.838 [ 6 ]	<b>2:04.629</b>	
		0853 - Marie-Christin ENGEL (15, RG Sachsen-Anf		+03.583	<b>+06.830</b>	
Chief Official		Michael Herz		<i>Water:</i>	11 ° C	
Starter		Hans-Walter Humme		<i>Air:</i>	12 ° C	
Course Umpire		Jürgen Büschken		<i>Wind Force:</i>	0 m/s	
		Helmut Lorenz				
Chief Finishing Line		Martina Stein				

<b>Race 54</b>		2. heat				10:15 h
K2 weibl. Jugend						
Wedacup 500 m						
Rank	Lane	Team	Country	250 m	500 m	
1	1	0830 - Steffi KRIEGERSTEIN (16, BWD Dresden)		0:54.835 [ 1 ]	<b>1:53.703</b>	
		0831 - Susann RIEDEL (16, KSV Flöha)				
2	3	0789 - Theresa KLEIN (16, KG Essen)		0:56.142 [ 2 ]	<b>1:55.217</b>	
		0792 - Hanna SCHÖNRATH (15, RG KV NRW)		+01.307	<b>+01.514</b>	
3	2	0852 - Franziska BERGER (15, RG Sachsen-Anha)		0:56.705 [ 3 ]	<b>1:55.703</b>	
		0854 - Franziska HASCHKE (14, RG Sachsen-Anh		+01.870	<b>+02.000</b>	
4	6	0695 - Nina EHRENFRIED (15, K.R.Karlsruhe)		0:58.511 [ 5 ]	<b>1:59.461</b>	
		0696 - Isabel FRIEDT (15, K.R.Karlsruhe)		+03.676	<b>+05.758</b>	
5	4	0744 - Charlene EICHLER (15, KV Bbg Adler)		0:58.505 [ 4 ]	<b>2:00.611</b>	
		0743 - Lisa BOOST (15, RG LKV Bbg.)		+03.670	<b>+06.908</b>	
6	5	0716 - Sinah GRABITZ (15, RG LKV Berlin)		0:59.659 [ 6 ]	<b>2:02.743</b>	
		0717 - Annemarie HEINZE (16, GK90 Berlin)		+04.824	<b>+09.040</b>	
Chief Official		Michael Herz		<i>Water:</i>	11 ° C	
Starter		Hans-Walter Humme		<i>Air:</i>	12 ° C	
Course Umpire		Claus-Dieter Nows		<i>Wind Force:</i>	0 m/s	
		Peter Heiser				
Chief Finishing Line		Martina Stein				

The final will take place on Saturday 14. June 2008 at 15:35 h

Race 55		1. semi-finale					10:20 h
K4 men 1000 m		1-3 to Final rest out					
Rank	Lane	Team	Country	250 m	500 m	750 m	1000 m
1	4	0047 - Dzianis ZHYHADLA 0042 - Stanislau STRELCHANKA 0043 - Dziamyar TURCHYN 0036 - Vitaliy BIALKO	BLR	0:43.945 [ 1 ]	1:30.478 [ 2 ] +00.171	2:18.543 [ 2 ] +00.520	<b>3:04.883</b>
2	3	0180 - Edward COX 0182 - Thomas DANIELS 0177 - John BOYTON 0181 - Andrew DANIELS	GBR	0:44.057 [ 2 ] +00.112	1:30.307 [ 1 ]	2:18.023 [ 1 ]	<b>3:05.723</b> <b>+00.840</b>
3	5	0083 - Brady REARDON 0079 - Angus MORTIMER 0082 - Christopher PELLINI 0076 - Rhys HILL	CAN	0:44.360 [ 3 ] +00.415	1:31.821 [ 3 ] +01.514	2:19.286 [ 4 ] +01.263	<b>3:05.849</b> <b>+00.966</b>
4	2	0237 - Matteo GALLIGANI 0248 - Luca TOTIS 0241 - Samuel PIEROTTI 0238 - Riccardo GUALAZZI	ITA	0:44.455 [ 4 ] +00.510	1:32.268 [ 4 ] +01.961	2:19.189 [ 3 ] +01.166	<b>3:06.901</b> <b>+02.018</b>
5	7	0437 - Boris VISZLAY 0433 - Martin JANKOVEC 0434 - Pavol MA'TAS 0435 - Milos MIKLES	SVK	0:45.912 [ 5 ] +01.967	1:32.328 [ 5 ] +02.021	2:20.230 [ 5 ] +02.207	<b>3:07.895</b> <b>+03.012</b>
6	8	0602 - Pedram DADAK 0603 - Arwand DARWISCH 0600 - Armin BAKHISAD 0599 - Ali Reza ALIMOHAMED	IRI	0:51.577 [ 6 ] +07.632	1:42.841 [ 6 ] +12.534	2:35.573 [ 6 ] +17.550	<b>3:24.587</b> <b>+19.704</b>
Chief Official		Michael Herz		Water:		11 ° C	
Starter		Hans-Walter Humme		Air:		12 ° C	
Course Umpire		Claus-Dieter Nows		Wind Force:		0 m/s	
Chief Finishing Line		Peter Heiser					
		Martina Stein					

1-3 to Final rest out

The final will take place on Saturday 14. June 2008 at 16:05 h



Race 56		B final						10:50 h
K1 men 1000 m								
Rank	Lane	Team	Country	250 m	500 m	750 m	1000 m	
1	5	0577 - Jernej ZUPANCIC REGENT	SLO	0:53.207 [ 6 ] +01.654	1:47.307 [ 4 ] +01.613	2:40.790 [ 1 ]	<b>3:33.971</b>	
2	7	0280 - Robin KOENDERS	NED	0:51.553 [ 1 ]	1:46.292 [ 2 ] +00.598	2:41.320 [ 4 ] +00.530	<b>3:35.537</b> <b>+01.566</b>	
3	8	0189 - Paul WYCHERLEY	GBR	0:51.659 [ 2 ] +00.106	1:45.694 [ 1 ]	2:40.947 [ 3 ] +00.157	<b>3:35.805</b> <b>+01.834</b>	
4	3	0002 - Jacob CLEAR	AUS	0:51.841 [ 3 ] +00.288	1:46.554 [ 3 ] +00.860	2:40.865 [ 2 ] +00.75	<b>3:36.333</b> <b>+02.362</b>	
5	2	0279 - Niels FELDERHOFF	NED	0:52.034 [ 5 ] +00.481	1:47.705 [ 5 ] +02.011	2:43.582 [ 5 ] +02.792	<b>3:38.217</b> <b>+04.246</b>	
6	4	0220 - Michael KOLGANOV	ISR	0:55.420 [ 9 ] +03.867	1:51.581 [ 9 ] +05.887	2:46.523 [ 9 ] +05.733	<b>3:39.157</b> <b>+05.186</b>	
7	9	0208 - Barry WATKINS	IRL	0:51.983 [ 4 ] +00.430	1:48.198 [ 6 ] +02.504	2:45.242 [ 6 ] +04.452	<b>3:39.757</b> <b>+05.786</b>	
8	1	0463 - Jeff SMOKE	USA	0:54.005 [ 8 ] +02.452	1:50.117 [ 8 ] +04.423	2:45.295 [ 7 ] +04.505	<b>3:40.367</b> <b>+06.396</b>	
9	6	0448 - Ekaitz SAIES SISTIAGA	ESP	0:53.884 [ 7 ] +02.331	1:50.076 [ 7 ] +04.382	2:45.607 [ 8 ] +04.817	<b>3:40.529</b> <b>+06.558</b>	
		Chief Official	Michael Herz			Water:	11 ° C	
		Starter	Hans-Walter Humme			Air:	12 ° C	
		Course Umpire	Claus-Dieter Nows			Wind Force:	0 m/s	
			Peter Heiser					
		Chief Finishing Line	Martina Stein					




Race 57		B final						10:55 h
C1 men 1000 m								
Rank	Lane	Team	Country	250 m	500 m	750 m	1000 m	
1	5	0318 - Adam GINTER	POL	1:01.671 [ 8 ] +03.971	2:03.288 [ 6 ] +03.363	3:05.603 [ 4 ] +01.869	<b>4:06.017</b>	
2	2	0188 - James TRAIN	GBR	0:58.328 [ 2 ] +00.628	1:59.925 [ 1 ]	3:03.734 [ 1 ]	<b>4:06.127</b> +00.110	
3	1	0058 - Nivalter SANTOS DE JESUS	BRA	0:57.700 [ 1 ]	2:01.251 [ 2 ] +01.326	3:05.115 [ 3 ] +01.381	<b>4:06.213</b> +00.196	
4	8	0040 - Dzmitry RABCHANKA	BLR	1:00.050 [ 4 ] +02.350	2:01.538 [ 3 ] +01.613	3:04.645 [ 2 ] +00.911	<b>4:06.587</b> +00.570	
5	3	0633 - Weiyong XIE	CHN	1:00.857 [ 5 ] +03.157	2:04.531 [ 8 ] +04.606	3:07.280 [ 7 ] +03.546	<b>4:06.599</b> +00.582	
6	7	0436 - Matej RUSNAK	SVK	1:01.669 [ 7 ] +03.969	2:03.239 [ 5 ] +03.314	3:06.153 [ 6 ] +02.419	<b>4:08.695</b> +02.678	
7	6	0627 - Xiaojie MA	CHN	0:59.446 [ 3 ] +01.746	2:02.270 [ 4 ] +02.345	3:06.004 [ 5 ] +02.270	<b>4:09.039</b> +03.022	
8	9	0003 - Torsten LACHMANN	AUS	1:02.182 [ 9 ] +04.482	2:05.098 [ 9 ] +05.173	3:09.452 [ 8 ] +05.718	<b>4:14.253</b> +08.236	
9	4	0321 - Mariusz KRUK	POL	1:01.085 [ 6 ] +03.385	2:04.511 [ 7 ] +04.586	3:17.181 [ 9 ] +13.447	<b>4:47.891</b> +41.874	
Chief Official		Michael Herz		Water:		11 ° C		
Starter		Hans-Walter Humme		Air:		12 ° C		
Course Umpire		Claus-Dieter Nows		Wind Force:		0 m/s		
		Peter Heiser						
Chief Finishing Line		Martina Stein						



Race 58		B final					11:05 h
K2 men 1000 m							
Rank	Lane	Team	Country	250 m	500 m	750 m	1000 m
1	5	0420 - David GUBSER 0421 - Remo GUBSER	SUI		1:38.918 [ 1 ]	2:31.374 [ 1 ]	<b>3:21.323</b>
2	4	0497 - Mika HOKAJÄRVI 0498 - Kalle MIKKONEN	FIN		1:39.514 [ 2 ] +00.596	2:31.744 [ 2 ] +00.370	<b>3:21.995</b> <b>+00.672</b>
3	7	0078 - Steven JORENS 0072 - Ryan CUTHBERT	CAN		1:40.757 [ 4 ] +01.839	2:31.955 [ 3 ] +00.581	<b>3:22.449</b> <b>+01.126</b>
4	2	0500 - Tommi RITALA 0499 - Petteri PITKÄNEN	FIN		1:41.347 [ 6 ] +02.429	2:32.184 [ 4 ] +00.810	<b>3:23.411</b> <b>+02.088</b>
5	6	0460 - Timothy HORNSBY 0464 - Brandon WOODS	USA		1:40.694 [ 3 ] +01.776	2:34.169 [ 5 ] +02.795	<b>3:23.661</b> <b>+02.338</b>
6	8	0376 - Justin PORCARASU 0377 - Petrus GAVRILA	ROU		1:40.949 [ 5 ] +02.031	2:34.620 [ 7 ] +03.246	<b>3:26.405</b> <b>+05.082</b>
7	3	0243 - Andrea RAMELLA 0242 - Mauro PRA FLORIANI	ITA		1:42.114 [ 7 ] +03.196	2:34.327 [ 6 ] +02.953	<b>3:26.437</b> <b>+05.114</b>
8	1	0601 - Armin BODARI 0605 - Achmed Reza TALEBIAN	IRI		1:44.560 [ 9 ] +05.642	2:36.842 [ 8 ] +05.468	<b>3:27.509</b> <b>+06.186</b>
9	9	0012 - Mathew URQUHART 0023 - Stephen BIRD	AUS		1:42.203 [ 8 ] +03.285	2:37.463 [ 9 ] +06.089	<b>3:31.291</b> <b>+09.968</b>
Chief Official						Water:	° C
Starter						Air:	° C
Course Umpire						Wind Force:	m/s
Chief Finishing Line							





# Kanu World-Cup

**Duisburg 13.-15.06.2008**

**Regattabahn Duisburg**

Samstag / *Saturday*

Nachmittag / *afternoon*

**Ergebnisse / Results**



Regionalverband Ruhr



Deutscher Kanu-Verband



Race 59		final		14:00 h	
K4 women 500 m					
Rank	Lane	Team	Country	250 m	500 m
1	6	0143 - Fanny FISCHER 0147 - Nicole REINHARDT 0150 - Katrin WAGNER-AUGUSTIN 0145 - Carolin LEONHARDT	GER	0:46.642 [ 2 ] +00.437	1:32.583
2	5	0333 - Beata MIKOLAJCZYK 0331 - Aneta KONIECZNA 0330 - Edyta DZIENISZEWSKA 0332 - Dorota KUCZKOWSKA	POL	0:46.205 [ 1 ]	1:32.629 +00.046
3	3	0637 - Feng WANG 0641 - Hongyan ZHONG 0640 - Lamei YU 0639 - Yali YANG	CHN	0:49.642 [ 9 ] +03.437	1:34.687 +02.104
4	1	0355 - Helena RODRIGUES 0354 - Teresa PORTELA 0356 - Joana SOUSA 0353 - Beatriz GOMES	POR	0:47.223 [ 3 ] +01.018	1:35.091 +02.508
5	4	0020 - Lisa OLDENHOF 0018 - Chantal MEEK 0016 - Hannah DAVIS 0017 - Lyndsie FOGARTY	AUS	0:47.361 [ 5 ] +01.156	1:35.131 +02.548
6	7	0092 - Emilie FOURNEL 0093 - Karen FURNEAUX 0089 - Genevieve BEAUCHESNE-SEVIGNY 0094 - Kristin GAUTHIER	CAN	0:47.229 [ 4 ] +01.024	1:35.185 +02.602
7	2	0406 - Nadezda PETROVA 0409 - Alexandra TOMNIKOVA 0407 - Nadezda PISHCHULINA 0408 - Yuliana SALAKHOVA	RUS	0:47.532 [ 6 ] +01.327	1:35.881 +03.298
8	8	0252 - Stefania CICALI 0256 - Fabiana SGROI 0254 - Alessandra GALIOTTO 0253 - Alice FAGIOLI	ITA	0:48.427 [ 7 ] +02.222	1:37.107 +04.524
9	9	0562 - Michelle ERAY 0565 - Carol JOYCE 0566 - Nicola MOCKE 0564 - Jennifer HODSON	RSA	0:48.804 [ 8 ] +02.599	1:37.669 +05.086
		Chief Official	Michael Herz	Water:	11 ° C
		Starter	Hans-Walter Humme	Air:	12 ° C
		Course Umpire	Helmut Lorenz	Wind Force:	0 m/s
			Peter Heiser		
		Chief Finishing Line	Martina Stein		



Race 60		A final						14:10 h
K1 men 1000 m								
Rank	Lane	Team	Country	250 m	500 m	750 m	1000 m	
1	5	0178 - Tim BRABANTS	GBR	0:50.198 [ 2 ] +00.364	1:42.466 [ 2 ] +00.429	2:36.587 [ 2 ] +00.342	<b>3:28.925</b>	
2	4	0292 - Eirik Veras LARSEN	NOR	0:51.760 [ 5 ] +01.926	1:43.967 [ 3 ] +01.930	2:37.308 [ 3 ] +01.063	<b>3:29.503</b> <b>+00.578</b>	
3	6	0086 - Adam VAN KOEVERDEN	CAN	0:49.834 [ 1 ]	1:42.037 [ 1 ]	2:36.245 [ 1 ]	<b>3:30.845</b> <b>+01.920</b>	
4	2	0013 - Kenneth WALLACE	AUS	0:56.771 [ 9 ] +06.937	1:44.964 [ 4 ] +02.927	2:39.794 [ 6 ] +03.549	<b>3:32.129</b> <b>+03.204</b>	
5	8	0547 - Ben FOUHY	NZL	0:52.127 [ 7 ] +02.293	1:45.983 [ 7 ] +03.946	2:39.466 [ 5 ] +03.221	<b>3:33.397</b> <b>+04.472</b>	
6	3	0128 - Max HOFF	GER	0:51.394 [ 3 ] +01.560	1:45.237 [ 5 ] +03.200	2:39.384 [ 4 ] +03.139	<b>3:35.095</b> <b>+06.170</b>	
7	9	0561 - Shaun RUBENSTEIN	RSA	0:51.515 [ 4 ] +01.681	1:45.574 [ 6 ] +03.537	2:39.796 [ 7 ] +03.551	<b>3:35.183</b> <b>+06.258</b>	
8	1	0129 - Martin HOLLSTEIN	GER	0:51.916 [ 6 ] +02.082	1:46.727 [ 8 ] +04.690	2:41.070 [ 8 ] +04.825	<b>3:35.863</b> <b>+06.938</b>	
9	7	0222 - Roei YELLIN	ISR	0:53.309 [ 8 ] +03.475	1:47.546 [ 9 ] +05.509	2:43.638 [ 9 ] +07.393	<b>3:44.335</b> <b>+15.410</b>	
Chief Official		Michael Herz		Water:		11 ° C		
Starter		Hans-Walter Humme		Air:		12 ° C		
Course Umpire		Helmut Lorenz		Wind Force:		0 m/s		
Chief Finishing Line		Peter Heiser						
		Martina Stein						





Race 61		A final						14:15 h
C1 men 1000 m								
Rank	Lane	Team	Country	250 m	500 m	750 m	1000 m	
1	4	0074 - Thomas HALL	CAN	0:56.156 [ 2 ] +00.889	1:52.283 [ 2 ] +00.290	2:50.049 [ 1 ]	<b>3:50.109</b>	
2	3	0121 - Andreas DITTMER	GER	0:58.269 [ 9 ] +03.002	1:57.185 [ 7 ] +05.192	2:54.457 [ 4 ] +04.408	<b>3:51.531</b> +01.422	
3	7	0588 - Vadim MENKOV	UZB	0:55.267 [ 1 ]	1:51.993 [ 1 ]	2:52.583 [ 3 ] +02.534	<b>3:52.649</b> +02.540	
4	5	0081 - Mark OLDERSHAW	CAN	0:56.384 [ 3 ] +01.117	1:53.079 [ 3 ] +01.086	2:51.975 [ 2 ] +01.926	<b>3:52.699</b> +02.590	
5	8	0119 - Sebastian BRENDEL	GER	0:57.183 [ 6 ] +01.916	1:56.648 [ 6 ] +04.655	2:56.379 [ 8 ] +06.330	<b>3:54.789</b> +04.680	
6	6	0164 - Andreas KILIGKARIDIS	GRE	0:57.061 [ 5 ] +01.794	1:56.586 [ 5 ] +04.593	2:56.031 [ 6 ] +05.982	<b>3:56.601</b> +06.492	
7	2	0380 - Florin MIRONCIC	ROU	0:56.798 [ 4 ] +01.531	1:56.152 [ 4 ] +04.159	2:56.346 [ 7 ] +06.297	<b>3:56.797</b> +06.688	
8	1	0370 - Cătălin COSTACHE	ROU	0:57.642 [ 7 ] +02.375	1:57.367 [ 8 ] +05.374	2:56.015 [ 5 ] +05.966	<b>3:59.767</b> +09.658	
9	9	0046 - Aliaksandr ZHUKOUSKI	BLR	0:57.690 [ 8 ] +02.423	1:57.374 [ 9 ] +05.381	2:58.416 [ 9 ] +08.367	<b>4:02.315</b> +12.206	
Chief Official		Michael Herz		Water:		11 ° C		
Starter		Hans-Walter Humme		Air:		12 ° C		
Course Umpire		Helmut Lorenz		Wind Force:		0 m/s		
Chief Finishing Line		Peter Heiser						
		Martina Stein						



Race 62		final						14:40 h
K1 women 1000 m								
Rank	Lane	Team	Country	250 m	500 m	750 m	1000 m	
1	4	0150 - Katrin WAGNER-AUGUSTIN	GER	0:57.380 [ 1 ]	1:55.550 [ 1 ]	2:55.585 [ 1 ]	<b>3:56.401</b>	
2	3	0563 - Bridgitte HARTLEY	RSA	0:58.651 [ 4 ] +01.271	1:57.721 [ 2 ] +02.171	2:57.908 [ 2 ] +02.323	<b>3:57.777</b> <b>+01.376</b>	
3	5	0146 - Friedericke LEUE	GER	0:59.133 [ 6 ] +01.753	1:58.423 [ 3 ] +02.873	2:58.722 [ 3 ] +03.137	<b>4:00.783</b> <b>+04.382</b>	
4	7	0502 - Anne RIKALA	FIN	0:59.916 [ 8 ] +02.536	1:58.436 [ 4 ] +02.886	3:00.458 [ 4 ] +04.873	<b>4:03.419</b> <b>+07.018</b>	
5	6	0549 - Erin TAYLOR	NZL	1:00.144 [ 9 ] +02.764	1:59.871 [ 5 ] +04.321	3:02.038 [ 5 ] +06.453	<b>4:03.743</b> <b>+07.342</b>	
6	2	0467 - Margaret HOGAN	USA	0:59.633 [ 7 ] +02.253	2:00.119 [ 6 ] +04.569	3:02.068 [ 6 ] +06.483	<b>4:03.847</b> <b>+07.446</b>	
7	1	0107 - Michala MRUZKOVÁ	CZE	0:58.463 [ 3 ] +01.083	2:00.425 [ 7 ] +04.875	3:03.308 [ 7 ] +07.723	<b>4:04.159</b> <b>+07.758</b>	
8	8	0106 - Jana BLAHOVÁ	CZE	0:59.045 [ 5 ] +01.665	2:00.911 [ 8 ] +05.361	3:05.441 [ 8 ] +09.856	<b>4:09.133</b> <b>+12.732</b>	
9	9	0195 - Louisa SAWERS	GBR	0:58.229 [ 2 ] +00.849	2:01.919 [ 9 ] +06.369	3:06.832 [ 9 ] +11.247	<b>4:09.375</b> <b>+12.974</b>	
Chief Official						Water:	° C	
Starter						Air:	° C	
Course Umpire						Wind Force:	m/s	
Chief Finishing Line								



Race 63		A final						14:45 h
K2 men 1000 m								
Rank	Lane	Team	Country	250 m	500 m	750 m	1000 m	
1	2	0073 - Richard DOBER JR. 0087 - Andrew WILLOWS	CAN	0:48.484 [ 3 ] +02.195	1:41.567 [ 7 ] +04.892	2:32.995 [ 5 ] +03.103	<b>3:22.367</b>	
2	3	0367 - Ionut ANGHEL 0385 - Stefan VASILE	ROU	0:46.289 [ 1 ]	1:36.675 [ 1 ]	2:29.892 [ 1 ]	<b>3:22.569</b> +00.202	
3	6	0126 - Markus GROß 0141 - Norman ZAHM	GER	0:48.294 [ 2 ] +02.005	1:39.320 [ 2 ] +02.645	2:31.673 [ 2 ] +01.781	<b>3:23.765</b> +01.398	
4	4	0546 - Steven FERGUSON 0548 - Michael WALKER	NZL	0:48.842 [ 5 ] +02.553	1:43.249 [ 8 ] +06.574	2:32.386 [ 4 ] +02.494	<b>3:23.991</b> +01.624	
5	5	0484 - Kevin DE BONT 0485 - Bob MAESEN	BEL	0:48.589 [ 4 ] +02.300	1:39.708 [ 3 ] +03.033	2:32.030 [ 3 ] +02.138	<b>3:25.289</b> +02.922	
6	1	0630 - Jie SHEN 0622 - Zhipeng HUANG	CHN	0:48.940 [ 6 ] +02.651	1:41.305 [ 6 ] +04.630	2:34.424 [ 6 ] +04.532	<b>3:26.969</b> +04.602	
7	7	0236 - Andrea FACCHIN 0247 - Antonio SCADUTO	ITA	0:49.505 [ 8 ] +03.216	1:41.298 [ 4 ] +04.623	2:34.836 [ 7 ] +04.944	<b>3:27.441</b> +05.074	
8	8	0346 - Leonel CORREIA 0352 - Pedro SANTOS	POR	0:49.116 [ 7 ] +02.827	1:41.305 [ 5 ] +04.630	2:36.829 [ 8 ] +06.937	<b>3:33.595</b> +11.228	
9	9	0179 - Benjamin BROWN 0187 - John SCHOFIELD	GBR	0:49.813 [ 9 ] +03.524	1:44.874 [ 9 ] 34:62.801	2:44.234 [ 9 ] +14.342	<b>3:40.397</b> +18.030	
Chief Official		Michael Herz		Water:		11 ° C		
Starter		Hans-Walter Humme		Air:		16 ° C		
Course Umpire		Helmut Lorenz		Wind Force:		0 m/s		
Chief Finishing Line		Martina Stein						



Race 64		final			14:50 h
K2 männl. Jugend					
Wedacup 500 m					
Rank	Lane	Team	Country	250 m	500 m
1	1	0783 - Matthias KROST (16, Mülheimer KV) 0787 - Patrik WÖLFEL (16, Mülheimer KV)		0:29.637 [ 1 ]	<b>1:43.795</b>
2	5	0759 - Jan BRECHENSER (16, WSV Lampertheim) 0767 - Timo RIES (16, WSV Lampertheim)		0:29.919 [ 2 ] +00.282	<b>1:45.773</b> <b>+01.978</b>
3	3	0764 - Dominik NIKOLAY (15, RG KV Hessen) 0761 - Maximilian HAHL (15, KC Lampertheim)		0:30.766 [ 3 ] +01.129	<b>1:47.303</b> <b>+03.508</b>
4	6	0822 - Konrad HEINZE (16, ESV Dresden) 0826 - Tom LIEBSCHER (15, RG KV Sachsen)		0:32.228 [ 6 ] +02.591	<b>1:47.355</b> <b>+03.560</b>
5	2	0732 - Christian HEYMER (15, RG LKV Bbg.) 0731 - Maximilian GRAMS (16, RG LKV Bbg.)		0:31.106 [ 4 ] +01.469	<b>1:49.079</b> <b>+05.284</b>
6	4	0833 - Frances KOTHE (20, RG KV Sachsen) 0825 - Tom KIERY (14, RG KV Sachsen)		0:31.674 [ 5 ] +02.037	<b>1:49.673</b> <b>+05.878</b>
7	8	0784 - Benedikt OMMER (15) 0781 - Julian KLAHOLD (15, RG KV NRW)		0:34.304 [ 8 ] +04.667	<b>1:51.115</b> <b>+07.320</b>
8	9	0711 - Marvin HAGENDORF (16, HKC Berlin) 0712 - Sebastian KORNISCH (16, GK90 Berlin)		0:33.125 [ 7 ] +03.488	<b>1:52.777</b> <b>+08.982</b>
9	7	0845 - Florian HOFFMANN (15, SSV BW Barby) 0850 - Max TAPE (16, RG Sachsen-Anha)		0:35.683 [ 9 ] +06.046	<b>1:56.595</b> <b>+12.800</b>
Chief Official		Michael Herz		<i>Water:</i>	11 ° C
Starter		Hans-Walter Humme		<i>Air:</i>	16 ° C
Course Umpire		Helmut Lorenz		<i>Wind Force:</i>	0 m/s
Chief Finishing Line		Harald Marktler			
		Martina Stein			



Race 65		final						15:20 h
C2 men 1000 m								
Rank	Lane	Team	Country	250 m	500 m	750 m	1000 m	
1	3	0382 - Constantin POPA 0375 - Nicolae FLOCEA	ROU	0:53.390 [ 1 ]	1:51.145 [ 2 ] +00.254		3:43.377	
2	2	0326 - Lukasz WOSZCZYNSKI 0325 - Arkadiusz TONSKI	POL	0:54.596 [ 3 ]	1:50.891 [ 1 ] +01.206		3:43.677 +00.300	
3	4	0084 - Andrew RUSSELL 0069 - Gabriel BEAUCHESNE-SEVIGNY	CAN	0:55.665 [ 4 ]	1:52.673 [ 4 ] +01.782		3:45.141 +01.764	
4	1	0405 - Sergey ULEGIN 0400 - Alexander KOSTOGLD	RUS	0:54.240 [ 2 ]	1:52.118 [ 3 ] +00.850		3:45.683 +02.306	
5	8	0619 - Zhongyun CHEN 0635 - Zhiwu ZHANG	CHN	0:56.291 [ 7 ]	1:54.518 [ 6 ] +02.901		3:49.093 +05.716	
6	6	0035 - Andrei BAHDANOVICH 0034 - Aliaksandr BAHDANOVICH	BLR	0:55.986 [ 5 ]	1:54.004 [ 5 ] +02.596		3:49.105 +05.728	
7	5	0041 - Kanstantsin SHCHARBAK 0045 - Aliaksandr VAUCHETSKI	BLR	0:56.276 [ 6 ]	1:54.800 [ 7 ] +02.886		3:54.909 +11.532	
8	9	0620 - Yongjun GONG 0632 - Bing WANG	CHN	0:56.666 [ 8 ]	1:56.277 [ 8 ] +03.276		3:59.091 +15.714	
	7	0124 - Christian GILLE 0140 - Tomasz WYLENZEK	GER				d.n.s	
Chief Official						Water:	° C	
Starter						Air:	° C	
Course Umpire						Wind Force:	m/s	
Chief Finishing Line								



Race 66		final				15:25 h
C2 männl. Jugend						
Wedaucup 500 m						
Rank	Lane	Team	Country	250 m	500 m	
1	3	0737 - Jonas MARKOWSKI (16, RG LKV Bbg.) 0739 - Christopher RYBARZ (15, RG LKV Bbg.)		0:58.527 [ 3 ] +00.179		<b>1:58.453</b>
2	5	0736 - Peter KRETSCHMER (16, RG LKV Bbg.) 0730 - Justin BLUM (16, RG LKV Bbg.)		0:58.375 [ 2 ] +00.27		<b>1:59.003</b> <b>+00.550</b>
3	7	0710 - Tarek EL-KHATIB (16, RG LKV Berlin) 0715 - Alexander THIELE (16, RG LKV Berlin)		0:59.377 [ 4 ] +01.029		<b>2:02.223</b> <b>+03.770</b>
4	1	0849 - Axel PACHOLKE (16, RG Sachsen-Anha) 0846 - Michael KOWALSKI (15, RG Sachsen-Anha)		0:58.348 [ 1 ]		<b>2:02.381</b> <b>+03.928</b>
5	8	0780 - Dominik SURRAY (16, RG KV NRW) 0786 - Maximiliano SPERLONGANO (16, KSG Wuř		1:02.459 [ 6 ] +04.111		<b>2:06.473</b> <b>+08.020</b>
6	2	0823 - Patrik HERRMANN (16, LVB Leipzig) 0821 - Tim GERICKE (16, SC DHfK Leipzig)		1:00.961 [ 5 ] +02.613		<b>2:09.269</b> <b>+10.816</b>
7	4	0709 - Patrick BIGALKE (16, RG LKV Berlin) 0714 - Matthias SUDAU (16, RG LKV Berlin)		1:03.841 [ 8 ] +05.493		<b>2:11.269</b> <b>+12.816</b>
8	9	0782 - Juri KRAMER (16, RG KV NRW) 0778 - Marco HAHN (16, KSG Wuppertal)		1:04.353 [ 9 ] +06.005		<b>2:12.545</b> <b>+14.092</b>
9	6	0827 - Erik STRAUß (15, RG KV Sachsen) 0824 - Felix HORNUNG (15, RG KV Sachsen)		1:03.234 [ 7 ] +04.886		<b>2:12.795</b> <b>+14.342</b>
Chief Official		Michael Herz		Water:		11 ° C
Starter		Hans-Walter Humme		Air:		16 ° C
Course Umpire		Helmut Lorenz		Wind Force:		0 m/s
Chief Finishing Line		Claus-Dieter Nows Martina Stein				

Race 67						15:30 h	
K2 women 1000 m							
Rank	Lane	Team	Country	250 m	500 m	750 m	1000 m
1	8	0142 - Tina DIETZE 0146 - Friedericke LEUE	GER	0:54.035 [ 1 ]	1:51.525 [ 1 ]	2:49.725 [ 2 ] +00.106	<b>3:44.379</b>
2	3	0334 - Ewelina WOJNAROWSKA 0329 - Malgorzata CHOJNACKA	POL	0:54.696 [ 2 ] +00.661	1:51.918 [ 2 ] +00.393	2:49.619 [ 1 ]	<b>3:46.175</b> <b>+01.796</b>
3	4	0388 - Iulia PASCU 0387 - Alina MIHALCEA	ROU	0:58.856 [ 7 ] +04.821	1:56.381 [ 4 ] +04.856	2:54.169 [ 3 ] +04.550	<b>3:55.227</b> <b>+10.848</b>
4	1	0251 - Claudia AQUILANTI 0250 - Anna ALBERTI	ITA	0:58.566 [ 6 ] +04.531	1:58.545 [ 7 ] +07.020	2:57.146 [ 5 ] +07.527	<b>3:55.245</b> <b>+10.866</b>
5	6	0608 - Sima ORUJI 0607 - Arezoo MOTAMEDI	IRI	0:58.097 [ 4 ] +04.062	1:56.103 [ 3 ] +04.578	2:57.051 [ 4 ] +07.432	<b>3:56.573</b> <b>+12.194</b>
6	2	0019 - Alana NICHOLLS 0015 - Jo BRIGDEN JONES	AUS	0:55.819 [ 3 ] +01.784	1:56.541 [ 5 ] +05.016	3:00.175 [ 6 ] +10.556	<b>4:03.207</b> <b>+18.828</b>
7	5	0022 - Bernadette WALLACE 0021 - Amy PETERS	AUS	0:59.599 [ 8 ] +05.564	2:01.063 [ 8 ] +09.538	3:03.203 [ 8 ] +13.584	<b>4:03.953</b> <b>+19.574</b>
8	7	0466 - Katie HAGLER 0470 - Emily MICKLE	USA	0:58.454 [ 5 ] +04.419	1:58.403 [ 6 ] +06.878	3:02.378 [ 7 ] +12.759	<b>4:06.631</b> <b>+22.252</b>
Chief Official		Michael Herz		Water:		11 ° C	
Starter		Hans-Walter Humme		Air:		16 ° C	
Course Umpire		Helmut Lorenz		Wind Force:		0 m/s	
Chief Finishing Line		Claus-Dieter Nows Martina Stein					



Race 68		final		15:35 h
K2 weibl. Jugend				
Wedacup 500 m				
Rank	Lane	Team	Country	250 m 500 m
1	2	0830 - Steffi KRIEGERSTEIN (16, BWD Dresden) 0831 - Susann RIEDEL (16, KSV Flöha)		1:52.933
2	1	0789 - Theresa KLEIN (16, KG Essen) 0792 - Hanna SCHÖNRATH (15, RG KV NRW)		1:54.307 +01.374
3	8	0852 - Franziska BERGER (15, RG Sachsen-Anha) 0854 - Franziska HASCHKE (14, RG Sachsen-Anha)		1:55.323 +02.390
4	3	0719 - Nadine ZEHE (16, HKC Berlin) 0718 - Karoline KOPPEHEL (16, KKC Berlin)		1:56.079 +03.146
5	7	0790 - Nathalie LANGER (16, AKC Oberhausen) 0791 - Cora-May MÄRKER-NEUHAUS (16, KSG W)		1:58.481 +05.548
6	6	0832 - Pauline VOIGT (15, BWD Dresden) 0829 - Jennifer ARNOLD (16, SC DHfK Leipzig)		1:58.777 +05.844
7	5	0695 - Nina EHRENFRIED (15, K.R.Karlsruhe) 0696 - Isabel FRIEDT (15, K.R.Karlsruhe)		1:58.871 +05.938
8	4	0745 - Henriette JORDAN (16, RG LKV Bbg.) 0748 - Juliane TRILLER (16, KC Potsdam)		2:02.269 +09.336
9	9	0810 - Diandra SCHÄFER (15, WSV Ko.-Metter.) 0808 - Hanna HAUPENTHAL (15, WSV Ko.-Metter.)		2:05.301 +12.368
		Chief Official		Water: ° C
		Starter		Air: ° C
		Course Umpire		Wind Force: m/s
		Chief Finishing Line		




Race 69		final						16:05 h
K4 men 1000 m								
Rank	Lane	Team	Country	250 m	500 m	750 m	1000 m	
1	5	0039 - Raman PIATRUSHENKA 0033 - Aliaksei ABALMASAU 0037 - Artur LITVINCHUK 0038 - Vadzim MAKHNEU	BLR	0:42.055 [ 2 ] +00.352	1:25.569 [ 2 ] +00.297	2:09.981 [ 1 ]	<b>2:53.939</b>	
2	4	0118 - Lutz ALTEPOST 0120 - Norman BRÖCKL 0122 - Torsten ECKBRETT 0125 - Björn GOLDSCHMIDT	GER	0:41.703 [ 1 ]	1:25.272 [ 1 ]	2:10.729 [ 2 ] +00.748	<b>2:54.795</b> <b>+00.856</b>	
3	6	0009 - David SMITH 0008 - Tony SCHUMACHER 0010 - Tate SMITH 0007 - Clint ROBINSON	AUS	0:42.473 [ 4 ] +00.770	1:26.337 [ 3 ] +01.065	2:11.489 [ 3 ] +01.508	<b>2:56.229</b> <b>+02.290</b>	
4	3	0624 - Zhen LI 0626 - Haitao LIU 0636 - Peng ZHOU 0625 - Miao LIN	CHN	0:42.221 [ 3 ] +00.518	1:26.488 [ 4 ] +01.216	2:11.837 [ 4 ] +01.856	<b>2:56.525</b> <b>+02.586</b>	
5	8	0047 - Dzianis ZHYHADLA 0042 - Stanislau STRELCHANKA 0043 - Dziamyran TURCHYN 0036 - Vitaliy BIALKO	BLR	0:42.898 [ 5 ] +01.195	1:27.730 [ 5 ] +02.458		<b>2:57.979</b> <b>+04.040</b>	
6	2	0235 - Franco BENEDINI 0240 - Luca PIEMONTE 0246 - Antonio ROSSI 0245 - Alberto RICCHETTI	ITA	0:42.938 [ 6 ] +01.235	1:28.219 [ 6 ] +02.947		<b>3:00.407</b> <b>+06.468</b>	
7	7	0368 - Alin ANTON 0379 - Florean MADA 0374 - Lehel ERCSEI 0378 - Bogdan MADA	ROU	0:43.680 [ 8 ] +01.977	1:28.326 [ 7 ] +03.054		<b>3:01.593</b> <b>+07.654</b>	
8	1	0180 - Edward COX 0182 - Thomas DANIELS 0177 - John BOYTON 0181 - Andrew DANIELS	GBR	0:43.661 [ 7 ] +01.958	1:31.267 [ 8 ] +05.995		<b>3:03.545</b> <b>+09.606</b>	
9	9	0083 - Brady REARDON 0079 - Angus MORTIMER 0082 - Christopher PELLINI 0076 - Rhys HILL	CAN	0:45.101 [ 9 ] +03.398	1:31.628 [ 9 ] +06.356		<b>3:03.701</b> <b>+09.762</b>	
Chief Official						Water:	° C	
Starter						Air:	° C	
Course Umpire						Wind Force:	m/s	
Chief Finishing Line								





<b>Race 70</b>							16:10 h
C4 men 1000 m							
Rank	Lane	Team	Country	250 m	500 m	750 m	1000 m
<b>1</b>	2	0040 - Dzmitry RABCHANKA 0044 - Dzmitry VAITSISHKIN 0041 - Kanstantsin SHCHARBAK 0045 - Aliaksandr VAUCHETSKI	BLR	0:48.371 [ 2 ] +00.758	1:37.707 [ 2 ] +00.901		<b>3:18.511</b>
<b>2</b>	1	0384 - Silviu SIMIONCENCO 0370 - Cătălin COSTACHE 0369 - Josif CHIRILA 0372 - Andrei CUCULICI	ROU	0:47.613 [ 1 ]	1:36.806 [ 1 ]		<b>3:25.747</b> +07.236
<b>3</b>	3	0035 - Andrei BAHDANOVICH 0034 - Aliaksandr BAHDANOVICH 0048 - Viktor RENEISKI 0046 - Aliaksandr ZHUKOUSKI	BLR	0:53.216 [ 3 ] +05.603	1:52.598 [ 3 ] +15.792		<b>3:47.729</b> +29.218
Chief Official						Water:	° C
Starter						Air:	° C
Course Umpire						Wind Force:	m/s
Chief Finishing Line							





# Kanu World-Cup

**Duisburg 13.-15.06.2008**

**Regattabahn Duisburg**

Sonntag / *Sunday*

Vormittag / *morning*

**Ergebnisse / Results**



Regionalverband Ruhr



Deutscher Kanu-Verband



<b>Race 71</b>		1. semi-finale				
K1 men 500 m		1-3 to A final 4-6 to B final rest out			8:25 h	
Rank	Lane	Team	Country	250 m	500 m	
1	5	0086 - Adam VAN KOEVERDEN	CAN	0:47.868 [ 1 ]	<b>1:39.319</b>	
2	4	0448 - Ekaitz SAIES SISTIAGA	ESP	0:48.540 [ 2 ] +00.672	<b>1:40.119</b> <b>+00.800</b>	
3	3	0547 - Ben FOUHY	NZL	0:49.496 [ 4 ] +01.628	<b>1:40.595</b> <b>+01.276</b>	
4	8	0461 - Morgan HOUSE	USA	0:50.278 [ 7 ] +02.410	<b>1:41.429</b> <b>+02.110</b>	
5	9	0185 - Edward MCKEEVER	GBR	0:49.325 [ 3 ] +01.457	<b>1:41.663</b> <b>+02.344</b>	
6	2	0165 - Michail PAPASAVVAS	GRE	0:50.271 [ 6 ] +02.403	<b>1:45.481</b> <b>+06.162</b>	
7	1	0047 - Dzianis ZHYHADLA	BLR	0:49.852 [ 5 ] +01.984	<b>1:45.873</b> <b>+06.554</b>	
8	7	0465 - Rami ZUR	USA	0:50.809 [ 8 ] +02.941	<b>2:02.439</b> <b>+23.120</b>	
Chief Official		Michael Herz		<i>Water:</i>	11 ° C	
Starter		Peter Chantrain		<i>Air:</i>	16 ° C	
Course Umpire		Peter Heiser		<i>Wind Force:</i>	0 m/s	
Chief Finishing Line		Helmut Lorenz Martina Stein				

1-3 to A final 4-6 to B final rest out

<b>Race 72</b>		2. semi-finale				
K1 men 500 m		1-3 to A final 4-6 to B final rest out			8:30 h	
Rank	Lane	Team	Country	250 m	500 m	
1	4	0133 - Torsten LUBISCH	GER	0.112 [ 4 ]	<b>1:40.145</b>	
2	2	0561 - Shaun RUBENSTEIN	RSA	0.155 [ 2 ]	<b>1:40.635</b> <b>+00.490</b>	
3	5	0402 - Anton RYAKHOV	RUS	0.853 [ 5 ]	<b>1:40.665</b> <b>+00.520</b>	
4	1	0280 - Robin KOENDERS	NED	0.221 [ 1 ]	<b>1:42.013</b> <b>+01.868</b>	
5	8	0279 - Niels FELDERHOFF	NED	0.240 [ 7 ]	<b>1:42.949</b> <b>+02.804</b>	
6	3	0577 - Jernej ZUPANCIC REGENT	SLO	0.826 [ 3 ]	<b>1:43.485</b> <b>+03.340</b>	
7	9	0482 - Olivier CAUWENBERG	BEL	0.567 [ 8 ]	<b>1:43.537</b> <b>+03.392</b>	
8	7	0208 - Barry WATKINS	IRL	0.309 [ 6 ]	<b>1:43.693</b> <b>+03.548</b>	
Chief Official		Michael Herz		<i>Water:</i>	11 ° C	
Starter		Peter Chantrain		<i>Air:</i>	16 ° C	
Course Umpire		Peter Heiser		<i>Wind Force:</i>	0 m/s	
Chief Finishing Line		Helmut Lorenz Martina Stein				

1-3 to A final 4-6 to B final rest out



Race 73		3. semi-finale			8:35 h
K1 men 500 m		1-3 to A final	4-6 to B final	rest out	
Rank	Lane	Team	Country	250 m	500 m
1	6	0013 - Kenneth WALLACE	AUS		1:39.449
2	5	0178 - Tim BRABANTS	GBR		1:39.553 +00.104
3	7	0220 - Michael KOLGANOV	ISR		1:40.137 +00.688
4	4	0546 - Steven FERGUSON	NZL		1:40.309 +00.860
5	3	0011 - Murray STEWART	AUS		1:42.233 +02.784
6	2	0351 - Joao RIBEIRO	POR		1:44.599 +05.150
7	1	0037 - Artur LITVINCHUK	BLR		1:44.671 +05.222
8	9	0207 - Brendan MALONEY	IRL		1:45.377 +05.928
9	8	0221 - Roi LEB	ISR		1:50.609 +11.160
Chief Official				Water:	° C
Starter				Air:	° C
Course Umpire				Wind Force:	m/s
Chief Finishing Line					

1-3 to A final 4-6 to B final rest out

The B final will take place on Sunday 15. June 2008 at 10:50 h

The A final will take place on Sunday 15. June 2008 at 14:10 h



<b>Race 74</b>		1. heat				8:40 h
K1 männl. Jugend						
Wedaucup 500 m						
Rank	Lane	Team	Country	250 m	500 m	
1	1	0712 - Sebastian KORNISCH (16, GK90 Berlin)		0:52.395 [ 1 ]	<b>1:48.597</b>	
2	7	0783 - Matthias KROST (16, Mülheimer KV)		0:52.669 [ 3 ] +00.274	<b>1:49.409</b> +00.812	
3	6	0763 - Kevin MARZAHN (16, KC Lampertheim)		0:52.615 [ 2 ] +00.220	<b>1:50.133</b> +01.536	
4	3	0822 - Konrad HEINZE (16, ESV Dresden)		0:53.256 [ 5 ] +00.861	<b>1:50.831</b> +02.234	
5	4	0691 - Philipp STRÖHLE (16, KS Friedrichsha)		0:56.641 [ 7 ] +04.246	<b>1:52.145</b> +03.548	
6	2	0845 - Florian HOFFMANN (15, SSV BW Barby)		0:54.328 [ 6 ] +01.933	<b>1:53.481</b> +04.884	
7	5	0731 - Maximilian GRAMS (16, RG LKV Bbg.)		0:53.024 [ 4 ] +00.629	<b>1:56.699</b> +08.102	
8	8	0805 - Yannik KRÜGER (16, WSV Ko.-Metter.)		0:57.809 [ 8 ] +05.414	<b>1:58.347</b> +09.750	
Chief Official		Michael Herz		<i>Water:</i>		11 ° C
Starter		Peter Chantrain		<i>Air:</i>		16 ° C
Course Umpire		Peter Heiser		<i>Wind Force:</i>		0 m/s
Chief Finishing Line		Martina Stein				

<b>Race 75</b>		2. heat				8:45 h
K1 männl. Jugend						
Wedaucup 500 m						
Rank	Lane	Team	Country	250 m	500 m	
1	3	0779 - Jannik INNERKOFLE (16, Bertasee Duisb.)		0:37.519 [ 1 ]	<b>1:50.605</b>	
2	1	0826 - Tom LIEBSCHER (15, RG KV Sachsen)		0:38.864 [ 2 ] +01.345	<b>1:52.345</b> +01.740	
3	7	0844 - Steven EBELING (16, RG Sachsen-Anha)		0:39.892 [ 5 ] +02.373	<b>1:52.911</b> +02.306	
4	8	0732 - Christian HEYMER (15, RG LKV Bbg.)		0:39.543 [ 4 ] +02.024	<b>1:53.555</b> +02.950	
5	6	0689 - Lukas DECKER (16, K.R.Karlsruhe)		0:39.427 [ 3 ] +01.908	<b>1:53.775</b> +03.170	
6	2	0807 - Jona SCHULZ (15, RG Rhld-Pfalz/Saar)		0:40.172 [ 7 ] +02.653	<b>1:54.401</b> +03.796	
7	4	0762 - Alexander KERN (16, WSV Lampertheim)		0:40.670 [ 8 ] +03.151	<b>1:54.717</b> +04.112	
8	5	0711 - Marvin HAGENDORF (16, HKC Berlin)		0:40.015 [ 6 ] +02.496	<b>1:56.033</b> +05.428	
Chief Official		Michael Herz		<i>Water:</i>		11 ° C
Starter		Peter Chantrain		<i>Air:</i>		16 ° C
Course Umpire		Peter Heiser		<i>Wind Force:</i>		0 m/s
Chief Finishing Line		Martina Stein				

The final will take place on Sunday 15. June 2008 at 14:15 h

Race 76		1. semi-finale			8:50 h	
C1 men 500 m		1-3 to A final 4-7 + 8th best time to B final rest out				
Rank	Lane	Team	Country	250 m	500 m	
1	6	0121 - Andreas DITTMER	GER	0:55.535 [ 6 ] +01.299	<b>1:51.747</b>	
2	5	0380 - Florin MIRONCIC	ROU	0:54.236 [ 1 ]	<b>1:52.199</b>	+00.452
3	4	0074 - Thomas HALL	CAN	0:55.382 [ 4 ] +01.146	<b>1:52.785</b>	+01.038
4	2	0119 - Sebastian BRENDEL	GER	0:54.894 [ 2 ] +00.658	<b>1:53.387</b>	+01.640
5	8	0321 - Mariusz KRUK	POL	0:55.265 [ 3 ] +01.029	<b>1:53.523</b>	+01.776
6	1	0044 - Dzmitry VAITSISHKIN	BLR	0:55.519 [ 5 ] +01.283	<b>1:56.697</b>	+04.950
7	9	0188 - James TRAIN	GBR	0:56.150 [ 8 ] +01.914	<b>1:56.911</b>	+05.164
8	7	0318 - Adam GINTER	POL	0:55.617 [ 7 ] +01.381	<b>1:58.271</b>	+06.524
9	3	0436 - Matej RUSNAK	SVK	0:59.697 [ 9 ] +05.461	<b>1:59.677</b>	+07.930
Chief Official		Michael Herz	Water:		11 ° C	
Starter		Peter Chantrain	Air:		16 ° C	
Course Umpire		Peter Heiser	Wind Force:		0 m/s	
Chief Finishing Line		Helmut Lorenz				
		Martina Stein				

1-3 to A final 4-7 + 8th best time to B final rest out



<b>Race 77</b>		2. semi-finale			8:55 h
C1 men 500 m		1-3 to A final 4-7 + 8th best time to B final rest out			
Rank	Lane	Team	Country	250 m	500 m
1	6	0675 - Valentin DEMYANENKO	AZE		1:53.617
2	4	0058 - Nivalter SANTOS DE JESUS	BRA		1:54.765 +01.148
3	3	0384 - Silviu SIMIONCENCO	ROU		1:54.863 +01.246
4	7	0621 - Shaokun HUANG	CHN		1:55.095 +01.478
5	8	0164 - Andreas KILIGKARIDIS	GRE		1:55.541 +01.924
6	5	0623 - Qiang LI	CHN		1:57.877 +04.260
7	9	0003 - Torsten LACHMANN	AUS		2:01.571 +07.954
8	2	0676 - Oleksandr KASATKIN	AZE		2:05.821 +12.204
9	1	0560 - Calvin MOKOTO	RSA		2:08.797 +15.180
Chief Official				Water:	° C
Starter				Air:	° C
Course Umpire				Wind Force:	m/s
Chief Finishing Line					

1-3 to A final 4-7 + 8th best time to B final rest out

The B final will take place on Sunday 15. June 2008 at 10:55 h

The A final will take place on Sunday 15. June 2008 at 14:20 h

<b>Race 78</b>		1. heat			9:00 h
C1 männl. Jugend					
Wedacup 500 m					
Rank	Lane	Team	Country	250 m	500 m
1	5	0846 - Michael KOWALSKI (15, RG Sachsen-Anha		1:01.478 [ 1 ]	2:08.271
2	3	0736 - Peter KRETSCHMER (16, RG LKV Bbg.)		1:02.516 [ 2 ] +01.038	2:09.429 +01.158
3	4	0709 - Patrick BIGALKE (16, RG LKV Berlin)		1:03.894 [ 3 ] +02.416	2:09.835 +01.564
4	2	0786 - Maximiliano SPERLONGANO (16, KSG Wu		1:04.008 [ 4 ] +02.530	2:11.291 +03.020
5	1	0821 - Tim GERICKE (16, SC DHfK Leipzig)		1:04.351 [ 5 ] +02.873	2:11.431 +03.160
Chief Official		Michael Herz		Water:	11 ° C
Starter		Peter Chantrain		Air:	16 ° C
Course Umpire		Peter Heiser		Wind Force:	0 m/s
Chief Finishing Line		Helmut Lorenz			
		Martina Stein			



Race 79		2. heat			9:05 h
C1 männl. Jugend					
Wedacup 500 m					
Rank	Lane	Team	Country	250 m	500 m
1	1	0737 - Jonas MARKOWSKI (16, RG LKV Bbg.)			2:08.689
2	4	0715 - Alexander THIELE (16, RG LKV Berlin)			2:10.741 +02.052
3	2	0849 - Axel PACHOLKE (16, RG Sachsen-Anha)			2:11.309 +02.620
4	3	0823 - Patrik HERRMANN (16, LVB Leipzig)			2:13.777 +05.088
5	5	0780 - Dominik SURRAY (16, RG KV NRW)			2:16.891 +08.202
Chief Official				Water:	° C
Starter				Air:	° C
Course Umpire				Wind Force:	m/s
Chief Finishing Line					

The final will take place on Sunday 15. June 2008 at 14:25 h

Race 80		1. semi-finale			9:10 h
K1 women 500 m		1-3 to A final 4-7 + 8th best time to B final rest out			
Rank	Lane	Team	Country	250 m	500 m
1	5	0502 - Anne RIKALA	FIN	0:54.816 [ 1 ]	1:54.025
2	1	0549 - Erin TAYLOR	NZL	0:56.689 [ 5 ] +01.873	1:54.407 +00.382
3	3	0093 - Karen FURNEAUX	CAN	0:55.250 [ 2 ] +00.434	1:54.641 +00.616
4	4	0638 - Linbei XU	CHN	0:57.150 [ 7 ] +02.334	1:55.165 +01.140
5	6	0408 - Yuliana SALAKHOVA	RUS	0:55.946 [ 3 ] +01.130	1:55.375 +01.350
6	2	0191 - Rachel CAWTHORN	GBR	0:56.416 [ 4 ] +01.600	1:56.215 +02.190
7	9	0015 - Jo BRIGDEN JONES	AUS	0:57.605 [ 8 ] +02.789	1:56.875 +02.850
8	8	0305 - Petra SCHLITZER	AUT	0:58.029 [ 9 ] +03.213	1:57.815 +03.790
9	7	0018 - Chantal MEEK	AUS	0:56.697 [ 6 ] +01.881	1:58.413 +04.388
Chief Official		Michael Herz		Water:	11 ° C
Starter		Peter Chantrain		Air:	16 ° C
Course Umpire		Peter Heiser		Wind Force:	0 m/s
Chief Finishing Line		Helmut Lorenz			
		Martina Stein			

1-3 to A final 4-7 + 8th best time to B final rest out



<b>Race 81</b>		2. semi-finale					9:15 h
K1 women 500 m		1-3 to A final 4-7 + 8th best time to B final rest out					
Rank	Lane	Team	Country	250 m	500 m		
1	4	0468 - Carrie JOHNSON	USA	0:39.311 [ 1 ]	<b>1:52.775</b>		
2	5	0564 - Jennifer HODSON	RSA	0:39.836 [ 3 ] +00.525	<b>1:52.821</b> <b>+00.046</b>		
3	7	0142 - Tina DIETZE	GER	0:39.473 [ 2 ] +00.162	<b>1:54.807</b> <b>+02.032</b>		
4	6	0196 - Lucy WAINWRIGHT	GBR	0:40.645 [ 4 ] +01.334	<b>1:55.719</b> <b>+02.944</b>		
5	3	0281 - Eef DE GROOT	NED	0:40.941 [ 6 ] +01.630	<b>1:58.107</b> <b>+05.332</b>		
6	8	0092 - Emilie FOURNEL	CAN	0:40.866 [ 5 ] +01.555	<b>1:59.155</b> <b>+06.380</b>		
7	2	0166 - Athina ALEXOPOULOU	GRE	0:41.586 [ 7 ] +02.275	<b>1:59.903</b> <b>+07.128</b>		
8	1	0386 - Alina CHIRILĂ	ROU	0:43.002 [ 8 ] +03.691	<b>2:00.943</b> <b>+08.168</b>		
9	9	0251 - Claudia AQUILANTI	ITA	0:45.344 [ 9 ] +06.033	<b>2:05.339</b> <b>+12.564</b>		
Chief Official		Michael Herz		<i>Water:</i>		11 ° C	
Starter		Peter Chantrain		<i>Air:</i>		16 ° C	
Course Umpire		Peter Heiser		<i>Wind Force:</i>		0 m/s	
Chief Finishing Line		Helmut Lorenz					
		Martina Stein					

1-3 to A final 4-7 + 8th best time to B final rest out

The B final will take place on Sunday 15. June 2008 at 11:00 h

The A final will take place on Sunday 15. June 2008 at 14:50 h



<b>Race 82</b>		1. heat				9:25 h
K1 weibl. Jugend						
Wedacup 500 m						
Rank	Lane	Team	Country	250 m	500 m	
1	6	0831 - Susann RIEDEL (16, KSV Flöha)		0:59.596 [ 2 ]	<b>2:01.877</b>	
				+00.43		
2	7	0852 - Franziska BERGER (15, RG Sachsen-Anha)		0:59.963 [ 3 ]	<b>2:03.059</b>	
				+00.410	<b>+01.182</b>	
3	2	0789 - Theresa KLEIN (16, KG Essen)		0:59.553 [ 1 ]	<b>2:04.887</b>	
					<b>+03.010</b>	
4	3	0745 - Henriette JORDAN (16, RG LKV Bbg.)		1:01.998 [ 4 ]	<b>2:08.369</b>	
				+02.445	<b>+06.492</b>	
5	5	0810 - Diandra SCHÄFER (15, WSV Ko.-Metter.)		1:02.335 [ 5 ]	<b>2:08.585</b>	
				+02.782	<b>+06.708</b>	
6	4	0718 - Karoline KOPPEHEL (16, KKC Berlin)		1:02.721 [ 6 ]	<b>2:09.649</b>	
				+03.168	<b>+07.772</b>	
7	1	0698 - Sofia LOFFL (15, K.R.Karlsruhe)		1:08.378 [ 7 ]	<b>2:21.005</b>	
				+08.825	<b>+19.128</b>	
Chief Official		Michael Herz		<i>Water:</i>		11 ° C
Starter		Peter Chantrain		<i>Air:</i>		16 ° C
Course Umpire		Peter Heiser		<i>Wind Force:</i>		0 m/s
		Helmut Lorenz				
Chief Finishing Line		Martina Stein				

<b>Race 83</b>		2. heat				9:30 h
K1 weibl. Jugend						
Wedacup 500 m						
Rank	Lane	Team	Country	250 m	500 m	
1	4	0830 - Steffi KRIEGERSTEIN (16, BWD Dresden)		0:13.062 [ 1 ]	<b>2:03.353</b>	
2	7	0719 - Nadine ZEHE (16, HKC Berlin)		0:14.477 [ 3 ]	<b>2:04.569</b>	
				+01.415	<b>+01.216</b>	
3	3	0790 - Nathalie LANGER (16, AKC Oberhausen)		0:14.350 [ 2 ]	<b>2:06.491</b>	
				+01.288	<b>+03.138</b>	
4	1	0854 - Franziska HASCHKE (14, RG Sachsen-Anh)		0:14.980 [ 4 ]	<b>2:07.127</b>	
				+01.918	<b>+03.774</b>	
5	2	0748 - Juliane TRILLER (16, KC Potsdam)		0:15.703 [ 5 ]	<b>2:10.919</b>	
				+02.641	<b>+07.566</b>	
6	5	0808 - Hanna HAUPENTHAL (15, WSV Ko.-Metter.)		0:19.571 [ 6 ]	<b>2:16.531</b>	
				+06.509	<b>+13.178</b>	
Chief Official		Michael Herz		<i>Water:</i>		11 ° C
Starter		Peter Chantrain		<i>Air:</i>		16 ° C
Course Umpire		Peter Heiser		<i>Wind Force:</i>		0 m/s
		Helmut Lorenz				
Chief Finishing Line		Martina Stein				

The final will take place on Sunday 15. June 2008 at 14:55 h



Race 84		1. semi-finale			9:35 h	
K2 men 500 m		1-3 to A final 4-7 + 8th best time to B final rest out				
Rank	Lane	Team	Country	250 m	500 m	
1	5	0236 - Andrea FACCHIN 0247 - Antonio SCADUTO	ITA	0:45.432 [ 2 ] +00.659	<b>1:32.331</b>	
2	4	0367 - Ionut ANGHEL 0385 - Stefan VASILE	ROU	0:44.773 [ 1 ]	<b>1:33.227</b>	+00.896
3	8	0420 - David GUBSER 0421 - Remo GUBSER	SUI	0:46.301 [ 5 ] +01.528	<b>1:33.679</b>	+01.348
4	7	0007 - Clint ROBINSON 0002 - Jacob CLEAR	AUS	0:46.930 [ 8 ] +02.157	<b>1:34.545</b>	+02.214
5	1	0085 - Connor TARAS 0075 - Lyall HATTON	CAN	0:45.913 [ 4 ] +01.140	<b>1:35.097</b>	+02.766
6	3	0004 - Jake MICHAEL 0001 - Reece BAKER	AUS	0:45.661 [ 3 ] +00.888	<b>1:36.203</b>	+03.872
7	6	0497 - Mika HOKAJÄRVI 0498 - Kalle MIKKONEN	FIN	0:46.499 [ 7 ] +01.726	<b>1:36.333</b>	+04.002
8	2	0268 - Marc SEIDEL 0267 - Christian SEIDEL	LUX	0:46.320 [ 6 ] +01.547	<b>1:40.103</b>	+07.772
9	9	0602 - Pedram DADAK 0603 - Arwand DARWISCH	IRI	0:51.511 [ 9 ] +06.738	<b>1:44.491</b>	+12.160
Chief Official		Michael Herz	Water:		11 ° C	
Starter		Peter Chantrain	Air:		16 ° C	
Course Umpire		Peter Heiser	Wind Force:		0 m/s	
Chief Finishing Line		Helmut Lorenz				
		Martina Stein				

1-3 to A final 4-7 + 8th best time to B final rest out



<b>Race 85</b>		2. semi-finale			9:40 h
K2 men 500 m		1-3 to A final 4-7 + 8th best time to B final rest out			
Rank	Lane	Team	Country	250 m	500 m
1	5	0073 - Richard DOBER JR. 0087 - Andrew WILLOWS	CAN		1:31.703
2	4	0322 - Tomasz MENDELSKI 0327 - Adam WYSOCKI	POL		1:32.239 +00.536
3	6	0376 - Justin PORCARASU 0377 - Petrus GAVRILA	ROU		1:32.729 +01.026
4	8	0179 - Benjamin BROWN 0187 - John SCHOFIELD	GBR		1:32.753 +01.050
5	3	0243 - Andrea RAMELLA 0242 - Mauro PRA FLORIANI	ITA		1:33.979 +02.276
6	2	0460 - Timothy HORNSBY 0464 - Brandon WOODS	USA		1:34.511 +02.808
7	1	0403 - Stepan SHEVCHUK 0399 - Sergey KHOVANSKIY	RUS		1:36.201 +04.498
8	7	0601 - Armin BODARI 0605 - Achmed Reza TALEBIAN	IRI		1:38.133 +06.430
9	9	0678 - Fikrat ZEYNALOV 0677 - Elmar MAMMANOV	AZE		1:53.143 +21.440
Chief Official				Water:	° C
Starter				Air:	° C
Course Umpire				Wind Force:	m/s
Chief Finishing Line					

1-3 to A final 4-7 + 8th best time to B final rest out

The B final will take place on Sunday 15. June 2008 at 11:05 h

The A final will take place on Sunday 15. June 2008 at 15:05 h

<b>Race 86</b>		1. semi-finale			9:55 h
C2 men 500 m		1-3 to Final rest out			
Rank	Lane	Team	Country	250 m	500 m
1	6	0324 - Pawel SKOWRONSKI 0319 - Marcin GRZYBOWSKI	POL	0:51.372 [ 2 ] +00.545	1:43.095
2	5	0382 - Constantin POPA 0375 - Nicolae FLOCEA	ROU	0:50.827 [ 1 ]	1:43.769 +00.674
3	4	0084 - Andrew RUSSELL 0069 - Gabriel BEAUCHESNE-SEVIGNY	CAN	0:51.801 [ 3 ] +00.974	1:44.481 +01.386
4	2	0077 - Kyle JEFFERY 0080 - Ian MORTIMER	CAN	0:52.542 [ 4 ] +01.715	1:46.069 +02.974
5	3	0401 - Alexander KOVALEV 0404 - Sergey SHEVTSOV	RUS	0:52.644 [ 5 ] +01.817	1:46.893 +03.798
Chief Official		Michael Herz	Water:		11 ° C
Starter		Peter Chantrain	Air:		16 ° C
Course Umpire		Oliver Hinzmann	Wind Force:		0 m/s
Chief Finishing Line		Harald Marktler Martina Stein			

1-3 to Final rest out

The final will take place on Sunday 15. June 2008 at 15:00 h



Race 87		1. semi-finale			10:05 h	
K2 women 500 m		1-3 to A final 4-7 + 8th best time to B final rest out				
Rank	Lane	Team	Country	250 m	500 m	
1	5	0502 - Anne RIKALA 0501 - Jenni MIKKONEN	FIN	0:50.587 [ 2 ] +00.88	<b>1:43.419</b>	
2	6	0094 - Kristin GAUTHIER 0088 - Mylanie BARRE	CAN	0:51.072 [ 3 ] +00.573	<b>1:43.837</b> <b>+00.418</b>	
3	7	0016 - Hannah DAVIS 0017 - Lyndsie FOGARTY	AUS	0:50.499 [ 1 ]	<b>1:44.045</b> <b>+00.626</b>	
4	4	0468 - Carrie JOHNSON 0467 - Margaret HOGAN	USA	0:51.770 [ 6 ] +01.271	<b>1:44.395</b> <b>+00.976</b>	
5	2	0638 - Linbei XU 0642 - Minyuan ZHU	CHN	0:51.639 [ 5 ] +01.140	<b>1:45.179</b> <b>+01.760</b>	
6	8	0406 - Nadezda PETROVA 0409 - Alexandra TOMNIKOVA	RUS	0:51.302 [ 4 ] +00.803	<b>1:46.321</b> <b>+02.902</b>	
7	3	0256 - Fabiana SGROI 0254 - Alessandra GALIOTTO	ITA	0:54.392 [ 7 ] +03.893	<b>1:50.123</b> <b>+06.704</b>	
8	9	0388 - Iulia PASCU 0387 - Alina MIHALCEA	ROU	0:57.932 [ 8 ] +07.433	<b>1:57.511</b> <b>+14.092</b>	
Chief Official		Michael Herz		Water:	11 ° C	
Starter		Peter Chantrain		Air:	16 ° C	
Course Umpire		Oliver Hinzmann		Wind Force:	0 m/s	
Chief Finishing Line		Harald Marktler				
		Martina Stein				

1-3 to A final 4-7 + 8th best time to B final rest out



Race 88		2. semi-finale			10:10 h	
K2 women 500 m		1-3 to A final 4-7 + 8th best time to B final rest out				
Rank	Lane	Team	Country	250 m	500 m	
1	4	0151 - Conny WABMUTH 0149 - Marina SCHUCK	GER	0:50.010 [ 1 ]	<b>1:43.585</b>	
2	6	0562 - Michelle ERAY 0563 - Bridgitte HARTLEY	RSA	0:52.211 [ 4 ] +02.201	<b>1:44.067</b> <b>+00.482</b>	
3	3	0107 - Michala MRUZKOVÁ 0106 - Jana BLAHOVÁ	CZE	0:51.956 [ 3 ] +01.946	<b>1:44.537</b> <b>+00.952</b>	
4	5	0334 - Ewelina WOJNAROWSKA 0329 - Malgorzata CHOJNACKA	POL	0:51.924 [ 2 ] +01.914	<b>1:45.629</b> <b>+02.044</b>	
5	7	0252 - Stefania CICALI 0253 - Alice FAGIOLI	ITA	0:52.639 [ 5 ] +02.629	<b>1:46.393</b> <b>+02.808</b>	
6	2	0019 - Alana NICHOLLS 0014 - Lani BELCHER	AUS	0:53.477 [ 7 ] +03.467	<b>1:48.421</b> <b>+04.836</b>	
7	8	0091 - Jillian D'ALESSIO 0090 - Kia BYERS	CAN	0:53.286 [ 6 ] +03.276	<b>1:48.907</b> <b>+05.322</b>	
8	1	0608 - Sima ORUJI 0607 - Arezoo MOTAMEDI	IRI	0:55.944 [ 9 ] +05.934	<b>1:50.533</b> <b>+06.948</b>	
9	9	0466 - Katie HAGLER 0470 - Emily MICKLE	USA	0:55.848 [ 8 ] +05.838	<b>1:53.697</b> <b>+10.112</b>	
Chief Official		Michael Herz		Water:	11 ° C	
Starter		Peter Chantrain		Air:	16 ° C	
Course Umpire		Oliver Hinzmann		Wind Force:	0 m/s	
Chief Finishing Line		Martina Stein				

1-3 to A final 4-7 + 8th best time to B final rest out

The B final will take place on Sunday 15. June 2008 at 11:15 h

The A final will take place on Sunday 15. June 2008 at 15:30 h



Race 89		1. semi-finale		10:15 h	
K4 men 500 m		1-3 to Final rest out			
Rank	Lane	Team	Country	250 m	500 m
1	5	0186 - Kristian REEVES 0180 - Edward COX 0181 - Andrew DANIELS 0182 - Thomas DANIELS	GBR		1:25.293
2	4	0237 - Matteo GALLIGANI 0248 - Luca TOTIS 0238 - Riccardo GUALAZZI 0241 - Samuel PIEROTTI	ITA		1:26.043 +00.750
3	6	0011 - Murray STEWART 0004 - Jake MICHAEL 0012 - Mathew URQUHART 0001 - Reece BAKER	AUS		1:26.513 +01.220
4	2	0437 - Boris VISZLAY 0433 - Martin JANKOVEC 0434 - Pavol MA'TAS 0435 - Milos MIKLES	SVK		1:26.517 +01.224
Chief Official				Water:	° C
Starter				Air:	° C
Course Umpire				Wind Force:	m/s
Chief Finishing Line					

1-3 to Final rest out

The final will take place on Sunday 15. June 2008 at 16:25 h

Race 90		B final		10:50 h	
K1 men 500 m					
Rank	Lane	Team	Country	250 m	500 m
1	4	0546 - Steven FERGUSON	NZL	0:48.514 [ 1 ]	1:39.601
2	5	0461 - Morgan HOUSE	USA	0:49.119 [ 3 ] +00.605	1:40.781 +01.180
3	7	0185 - Edward MCKEEVER	GBR	0:48.977 [ 2 ] +00.463	1:40.881 +01.280
4	8	0011 - Murray STEWART	AUS	0:49.530 [ 4 ] +01.016	1:41.177 +01.576
5	6	0280 - Robin KOENDERS	NED	0:50.238 [ 6 ] +01.724	1:41.197 +01.596
6	3	0279 - Niels FELDERHOFF	NED	0:50.287 [ 8 ] +01.773	1:42.099 +02.498
7	9	0351 - Joao RIBEIRO	POR	0:50.283 [ 7 ] +01.769	1:43.223 +03.622
8	1	0577 - Jernej ZUPANCIC REGENT	SLO	0:50.543 [ 9 ] +02.029	1:43.449 +03.848
9	2	0165 - Michail PAPASAVVAS	GRE	0:49.994 [ 5 ] +01.480	1:44.293 +04.692
Chief Official			Michael Herz	Water:	11 ° C
Starter			Jürgen Wölke	Air:	16 ° C
Course Umpire			Helmut Lorenz	Wind Force:	0 m/s
Chief Finishing Line			Harald Marktler		
			Martina Stein		



Race 91		B final			10:55 h
C1 men 500 m					
Rank	Lane	Team	Country	250 m	500 m
1	5	0119 - Sebastian BRENDEL	GER	0:55.999 [ 6 ] +01.591	<b>1:51.295</b>
2	2	0623 - Qiang LI	CHN	0:55.181 [ 2 ] +00.773	<b>1:51.373</b> <b>+00.078</b>
3	4	0621 - Shaokun HUANG	CHN	0:56.224 [ 8 ] +01.816	<b>1:51.433</b> <b>+00.138</b>
4	9	0318 - Adam GINTER	POL	0:55.673 [ 4 ] +01.265	<b>1:52.647</b> <b>+01.352</b>
5	6	0164 - Andreas KILIGKARIDIS	GRE	0:56.090 [ 7 ] +01.682	<b>1:53.031</b> <b>+01.736</b>
6	7	0044 - Dzmitry VAITSISHKIN	BLR	0:54.408 [ 1 ]	<b>1:55.361</b> <b>+04.066</b>
7	1	0188 - James TRAIN	GBR	0:55.765 [ 5 ] +01.357	<b>1:55.829</b> <b>+04.534</b>
8	8	0003 - Torsten LACHMANN	AUS	0:55.366 [ 3 ] +00.958	<b>1:58.809</b> <b>+07.514</b>
9	3	0321 - Mariusz KRUK	POL	0:57.265 [ 9 ] +02.857	<b>2:13.009</b> <b>+21.714</b>
Chief Official		Michael Herz	<i>Water:</i>		11 ° C
Starter		Jürgen Wölke	<i>Air:</i>		16 ° C
Course Umpire		Helmut Lorenz	<i>Wind Force:</i>		0 m/s
Chief Finishing Line		Harald Marktler			
		Martina Stein			





Race 92		B final		11:00 h	
K1 women 500 m					
Rank	Lane	Team	Country	250 m	500 m
1	3	0408 - Yuliana SALAKHOVA	RUS	0:08.328 [ 4 ] +00.778	<b>1:53.521</b>
2	4	0196 - Lucy WAINWRIGHT	GBR	0:07.683 [ 2 ] +00.133	<b>1:53.835</b> <b>+00.314</b>
3	7	0191 - Rachel CAWTHORN	GBR	0:07.925 [ 3 ] +00.375	<b>1:54.095</b> <b>+00.574</b>
4	1	0015 - Jo BRIGDEN JONES	AUS	0:08.930 [ 7 ] +01.380	<b>1:55.475</b> <b>+01.954</b>
5	6	0281 - Eef DE GROOT	NED	0:08.428 [ 5 ] +00.878	<b>1:55.957</b> <b>+02.436</b>
6	9	0305 - Petra SCHLITZER	AUT	0:09.073 [ 8 ] +01.523	<b>1:56.357</b> <b>+02.836</b>
7	2	0092 - Emilie FOURNEL	CAN	0:07.550 [ 1 ]	<b>1:56.385</b> <b>+02.864</b>
8	5	0638 - Linbei XU	CHN		<b>1:57.475</b> <b>+03.954</b>
9	8	0166 - Athina ALEXOPOULOU	GRE	0:08.463 [ 6 ] +00.913	<b>1:58.057</b> <b>+04.536</b>
Chief Official		Michael Herz	Water:		11 ° C
Starter		Jürgen Wölke	Air:		16 ° C
Course Umpire		Helmut Lorenz	Wind Force:		0 m/s
		Harald Marktler			
Chief Finishing Line		Martina Stein			



Race 93		B final			11:05 h
Rank	Lane	Team	Country	250 m	500 m
1	5	0007 - Clint ROBINSON 0002 - Jacob CLEAR	AUS	0:46.113 [ 2 ] +00.473	<b>1:32.991</b>
2	4	0179 - Benjamin BROWN 0187 - John SCHOFIELD	GBR	0:45.640 [ 1 ]	<b>1:33.007</b> +00.016
3	6	0243 - Andrea RAMELLA 0242 - Mauro PRA FLORIANI	ITA	0:46.421 [ 3 ] +00.781	<b>1:34.183</b> +01.192
4	1	0497 - Mika HOKAJÄRVI 0498 - Kalle MIKKONEN	FIN	0:46.905 [ 5 ] +01.265	<b>1:34.799</b> +01.808
5	3	0085 - Connor TARAS 0075 - Lyall HATTON	CAN	0:47.635 [ 7 ] +01.995	<b>1:35.615</b> +02.624
6	2	0460 - Timothy HORNSBY 0464 - Brandon WOODS	USA	0:48.078 [ 8 ] +02.438	<b>1:35.761</b> +02.770
7	8	0403 - Stepan SHEVCHUK 0399 - Sergey KHOVANSKIY	RUS	0:46.607 [ 4 ] +00.967	<b>1:36.093</b> +03.102
8	7	0004 - Jake MICHAEL 0001 - Reece BAKER	AUS	0:47.454 [ 6 ] +01.814	<b>1:37.689</b> +04.698
9	9	0601 - Armin BODARI 0605 - Achmed Reza TALEBIAN	IRI	0:49.708 [ 9 ] +04.068	<b>1:38.139</b> +05.148
Chief Official		Michael Herz		<i>Water:</i>	11 ° C
Starter		Jürgen Wölke		<i>Air:</i>	16 ° C
Course Umpire		Helmut Lorenz		<i>Wind Force:</i>	0 m/s
Chief Finishing Line		Harald Marktler			
		Martina Stein			

Race 94		B final			11:15 h
Rank	Lane	Team	Country	250 m	500 m
1	7	0406 - Nadezda PETROVA 0409 - Alexandra TOMNIKOVA	RUS	0:52.467 [ 1 ]	<b>1:46.957</b>
2	3	0638 - Linbei XU 0642 - Minyuan ZHU	CHN	0:52.587 [ 2 ] +00.120	<b>1:47.057</b> +00.100
3	6	0252 - Stefania CICALI 0253 - Alice FAGIOLI	ITA	0:53.519 [ 3 ] +01.052	<b>1:47.665</b> +00.708
4	4	0334 - Ewelina WOJNAROWSKA 0329 - Malgorzata CHOJNACKA	POL	0:53.731 [ 4 ] +01.264	<b>1:48.659</b> +01.702
5	1	0256 - Fabiana SGROI 0254 - Alessandra GALIOTTO	ITA	0:54.516 [ 6 ] +02.049	<b>1:49.807</b> +02.850
6	2	0019 - Alana NICHOLLS 0014 - Lani BELCHER	AUS	0:53.920 [ 5 ] +01.453	<b>1:50.323</b> +03.366
7	9	0608 - Sima ORUJI 0607 - Arezoo MOTAMEDI	IRI	0:55.893 [ 7 ] +03.426	<b>1:52.963</b> +06.006
8	5	0468 - Carrie JOHNSON 0467 - Margaret HOGAN	USA	0:58.593 [ 8 ] +06.126	<b>1:58.405</b> +11.448
Chief Official		Michael Herz		<i>Water:</i>	11 ° C
Starter		Jürgen Wölke		<i>Air:</i>	16 ° C
Course Umpire		Helmut Lorenz		<i>Wind Force:</i>	0 m/s
Chief Finishing Line		Harald Marktler			
		Martina Stein			