

Third Quarter 2018 Social Weather Survey:

Net Trust in Rody Duterte rises to *Very Good* +62

- Net trust in PRRD rises in Metro Manila and Balance Luzon
- Lower satisfaction with PRRD among those who distrust him

Social Weather Stations

The Third Quarter 2018 Social Weather Survey, conducted from September 15-23, 2018, found 74% adult Filipinos with *much trust*, 14% *undecided*, and 12% with *little trust* in Rody Duterte [Chart 1, Table 1].

This gives a net trust rating of +62 (% *much trust* minus % *little trust*), classified by SWS as *very good*. This is a 5-point increase from the *very good* +57 in June 2018.

In the nine SWS surveys following his inauguration as President, from September 2016 to September 2018, Duterte's net trust rating was *excellent* in five and *very good* in four.

This gives an average net trust rating of *very good* +68 so far during his presidency.

Net trust in Duterte was a *moderate* +16 when SWS first surveyed it in December 2015, and stayed at *moderate* levels up to the March 30-April 2, 2016 survey.

It rose to a *good* +30 in April 2016, and declined to a *moderate* +26 in the May 1-3, 2016 survey, just before the May 9, 2016 elections. It rose to a personal record-high of an *excellent* +79 in June 24-27, 2016, just days before his inauguration on June 30, 2016, for an average net trust rating of *very good* +30 before his presidency.

The SWS terminology for Net Trust Ratings: +70 and above, "excellent"; +50 to +69, "very good"; +30 to +49, "good"; +10 to +29, "moderate", +9 to -9, "neutral"; -10 to -29, "poor"; -30 to -49, "bad"; -50 to -69, "very bad"; -70 and below, "execrable". SWS considers the movement from one classification to another as either an "upgrade" or "downgrade."

Net trust in PRRD rises in Metro Manila and Balance Luzon

The 5-point increase in Rody Duterte's overall net trust rating from June 2018 to September 2018 was due to increases in Metro Manila and Balance Luzon, combined with steady scores in the Visayas and Mindanao.

Net trust in Duterte rose by one grade from *good* to *very good* in Metro Manila, up by 9 points from +42 (61% satisfied, 19% dissatisfied) in June 2018 to +51 (66% satisfied, 15% dissatisfied) in September 2018 [Chart 2].

It stayed *very good* in Balance Luzon, up by 10 points from +50 (62% much trust, 13% little trust, correctly rounded) in June to +60 (72% much trust, 13% little trust, correctly rounded) in September.

It stayed at *good* +49 in the Visayas from June (68% satisfied, 19% dissatisfied) to September (67% satisfied, 18% dissatisfied).

It stayed *excellent* in Mindanao, hardly moving from +88 (90% much trust, 3% little trust, correctly rounded) in June to +86 (88% much trust, 3% little trust, correctly rounded) in September.

Very good net trust across educational levels

Net trust in Rody Duterte stayed *very good* among elementary graduates, up by 8 points from +56 (66% much trust, 10% little trust) in June 2018 to +64 (75% much trust, 11% little trust) in September 2018 [Chart 3].

It stayed *very good* among non-elementary graduates, up by 6 points from +55 (72% much trust, 17% little trust) in June to +61 (76% much trust, 15% little trust) in September.

It stayed *very good* among high school graduates, up by 5 points from +56 (69% much trust, 13% little trust) in June to +61 (72% much trust, 11% little trust) in September.

It stayed at *very good* +64 among college graduates from June (76% much trust, 12% little trust) to September (74% much trust, 11% little trust, correctly rounded).

Lower satisfaction with PRRD among those who distrust him

The SWS survey question on *trust rating* differs from the *satisfaction rating* as the former gauges public trust in a personality as a whole, while the latter asks about public satisfaction with an individual's performance related to his/her position or duty.

Compared to June 2018, net satisfaction with Pres. Duterte rose among those with *much trust* in him, and among those who are *undecided* about their trust in him, while it became less negative among those with *little trust* in him.

Pres. Duterte's net satisfaction rating stayed *excellent* among those with *much trust* in him, up by 2 points from +71 (80% satisfied, 9% dissatisfied) in June 2018 to +73 (81% satisfied, 8% dissatisfied) in September 2018 [Chart 4].

It stayed *moderate* among those who were *undecided* about their trust, up by 10 points from +11 (41% satisfied, 29% dissatisfied, correctly rounded) in June to +21 (46% satisfied, 25% dissatisfied) in September.

It became less negative, from *bad* to *poor*, among those with *little trust* in him, up by 17 points from -45 (21% satisfied, 66% dissatisfied) in June to -28 (29% satisfied, 57% dissatisfied) in September.

The Third Quarter 2018 Social Weather Survey findings on the satisfaction rating of Pres. Duterte were reported on 29 September 2018.

The SWS terminology for Net Satisfaction Ratings: +70 and above, “excellent”; +50 to +69, “very good”; +30 to +49, “good”; +10 to +29, “moderate”, +9 to -9, “neutral”; -10 to -29, “poor”; -30 to -49, “bad”; -50 to -69, “very bad”; -70 and below, “execrable”.

Net trust in past Presidents during their incumbency

From the SWS surveys of October 1989 and April 1992, Corazon Aquino obtained an average net trust of *good* +33 [Chart 5, Table 2].

On the other hand, Gloria Macapagal-Arroyo obtained a *moderate* +27 in February 2004.

Benigno “Noynoy” Aquino obtained an average net trust of *very good* +59 from September 2011 to June 2016.

The trust ratings of Fidel Ramos and Joseph Estrada were not surveyed by SWS during their presidency.

Survey background

The September 2018 Social Weather Survey was conducted from September 15-23, 2018 using face-to-face interviews of 1,500 adults (18 years old and above) nationwide: 600 in Balance Luzon, and 300 each in Metro Manila, Visayas, and Mindanao (sampling error margins of $\pm 3\%$ for national percentages, $\pm 4\%$ for Balance Luzon, and $\pm 6\%$ each for Metro Manila, Visayas, and Mindanao).

The area estimates were weighted by Philippine Statistics Authority medium-population projections for 2018 to obtain the national estimates.

The Social Weather Survey item on trust in Rody Duterte is non-commissioned. It is included on SWS's own initiative and released as a public service.

The exact question is as follows: *Maaari po bang sabihin ninyo kung ang pagtitiwala ninyo kay RODY DUTERTE ay Napakalaki, Medyo malaki, Hindi tiyak kung malaki o maliit, Medyo maliit, Napakaliit, o Wala pa kayong narinig o nabasa kahit na kailan tungkol kay RODY DUTERTE? Pakisabi ang sagot ninyo sa pamamagitan ng paglagay ng mga kard sa naaangkop na lugar sa rating board na ito. [Please indicate if your trust/faith in RODY DUTERTE is Very much, Somewhat much, Undecided if much or little, Somewhat little, very little, or You have not heard or read anything about RODY DUTERTE ever? You may indicate your answers by placing each card on the appropriate box on this rating board].*

SWS employs its own staff for questionnaire design, sampling, fieldwork, data-processing, and analysis, and does not outsource any of its survey operations. This report was prepared by Leo S. Laroza, with special tabulations made by Joanne Evangelista.

#

Chart 1

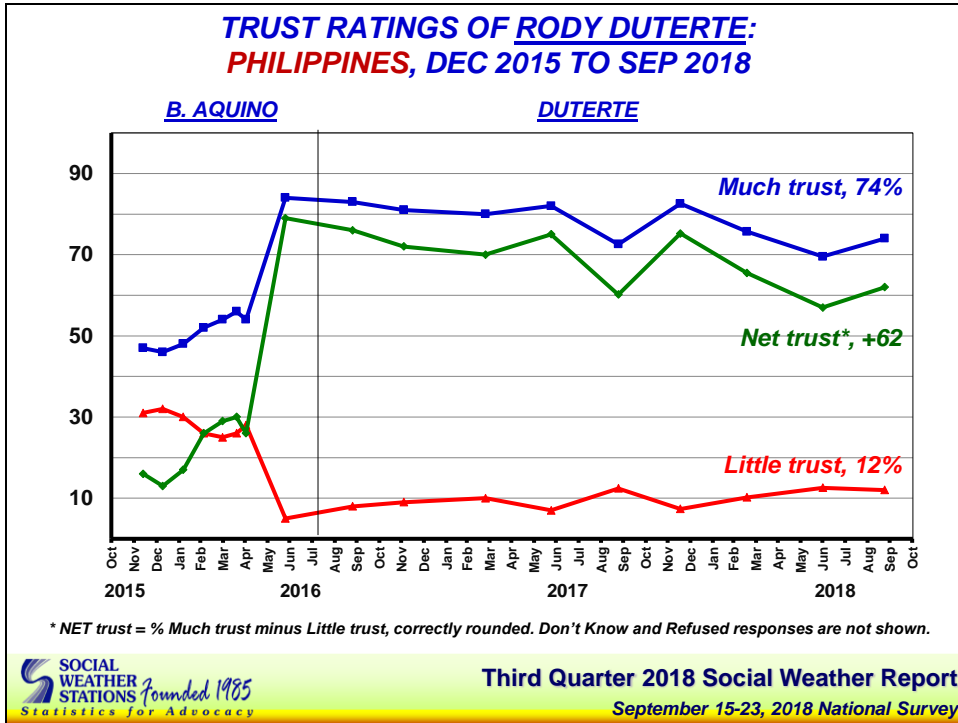


Table 1

**AWARENESS AND TRUST RATING OF
 RODY DUTERTE, PHILIPPINES, DEC 2015 TO SEP 2018**

	% Aware	Much trust	Und	Little trust	Net*		% Aware	Much trust	Und	Little trust	Net*
Dec 12-14, '15	98%	47%	21%	31%	+16	Sep 24-27, '16	100%	83%	9%	8%	+76
Jan 8-10, '16	98	46	20	32	+13	Dec 3-6, '16	100	81	10	9	+72
Feb 5-7, '16	100	48	20	30	+17	Mar 25-28, '17	100	80	11	10	+70
Mar 4-7, '16	100	52	20	26	+26	Jun 23-26, '17	100	82	11	7	+75
Mar 30-Apr 2, '16	100	54	20	25	+29	Sep 23-27, '17	100	73	15	12	+60
Apr 18-20, '16	100	56	17	26	+30	Dec 8-16, '17	100	83	10	7	+75
May 1-3, '16	100	54	17	28	+26	Mar 23-27, '18	100	76	14	10	+65
Jun 24-27, '16	100	84	11	5	+79	Jun 27-30, '18	100	70	18	13	+57
Ave. before his presidency	100	55	18	25	+30	Sep 15-23, '18	100	74	14	12	+62
Ave. during his presidency	100	78	12	10	+68						

* NET trust = % Much trust minus Little trust, correctly rounded. Don't Know and Refused responses are not shown.

Q. Maaari po bang sabihin ninyo kung ang pagtiwala ninyo kay (RODY DUTERTE) ay NAPAKALAKI, MEDYO MALAKI, HINDI TIYAK KUNG MALAKI O MALIIT, MEDYO MALIIT, NAPAKALIIT, O WALA PA KAYONG NARINGIG O NABASA KAHIT NA KAILAN TUNGKOL KAY (RODY DUTERTE)?

Third Quarter 2018 Social Weather Report
 September 15-23, 2018 National Survey

Chart 2

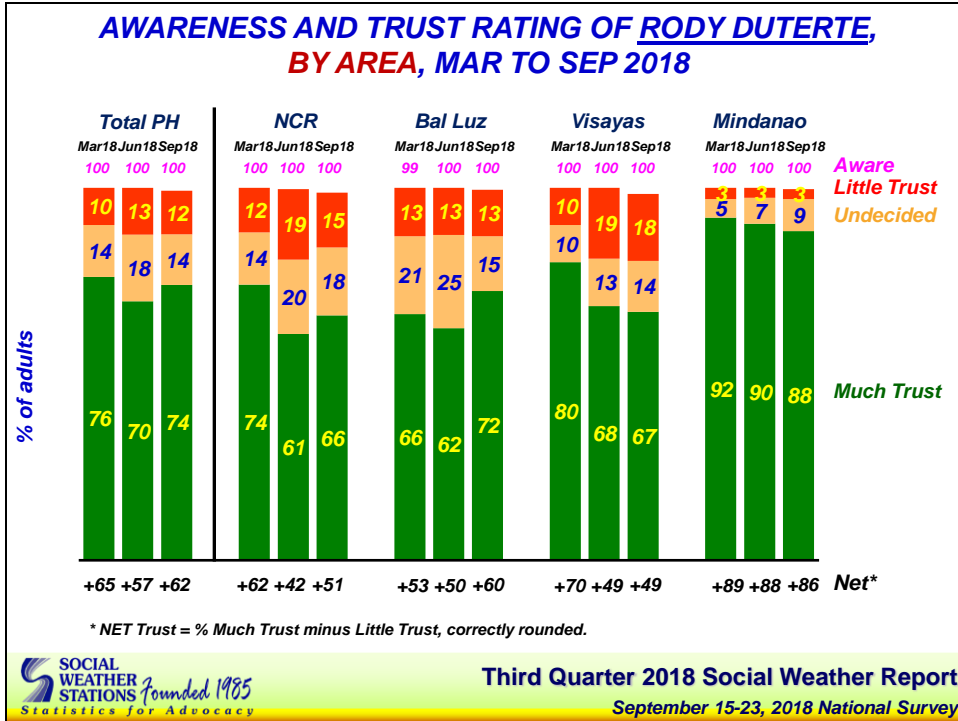


Chart 3

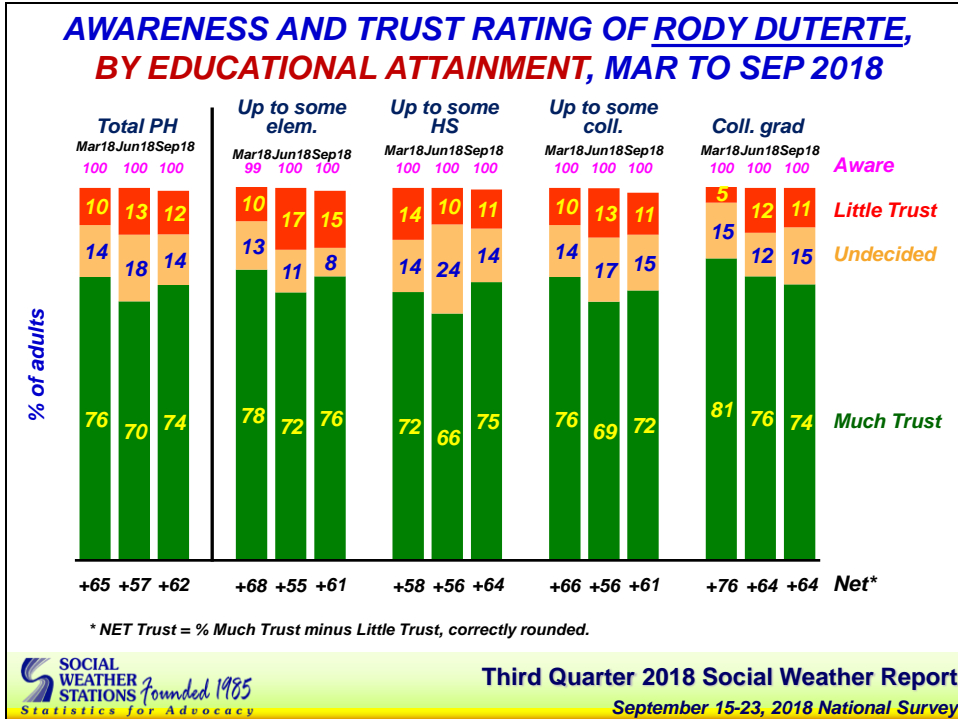


Chart 4

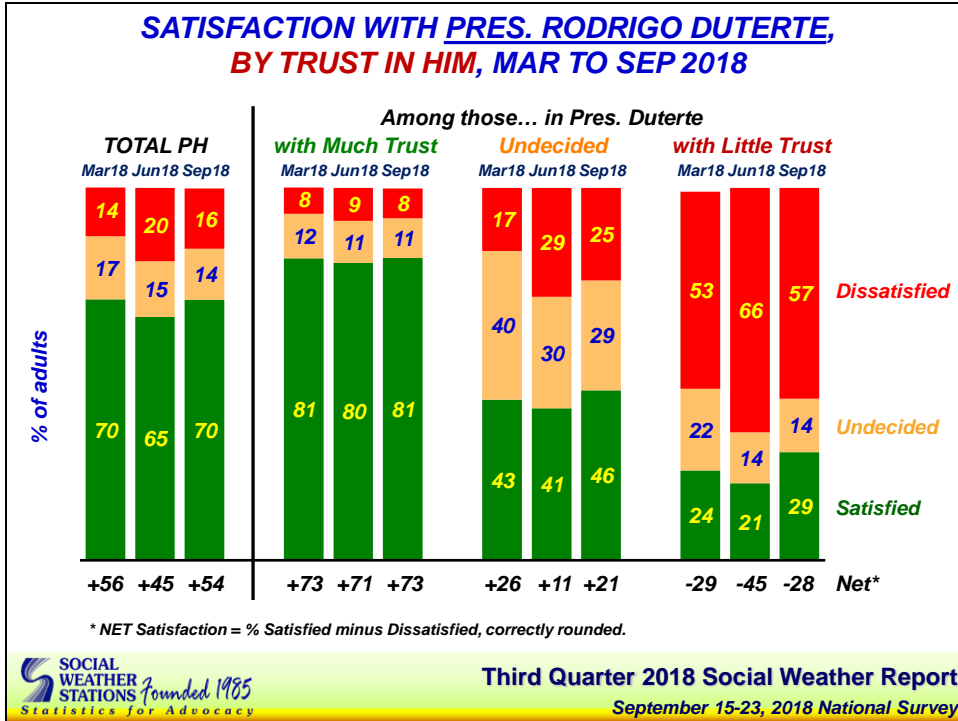


Chart 5

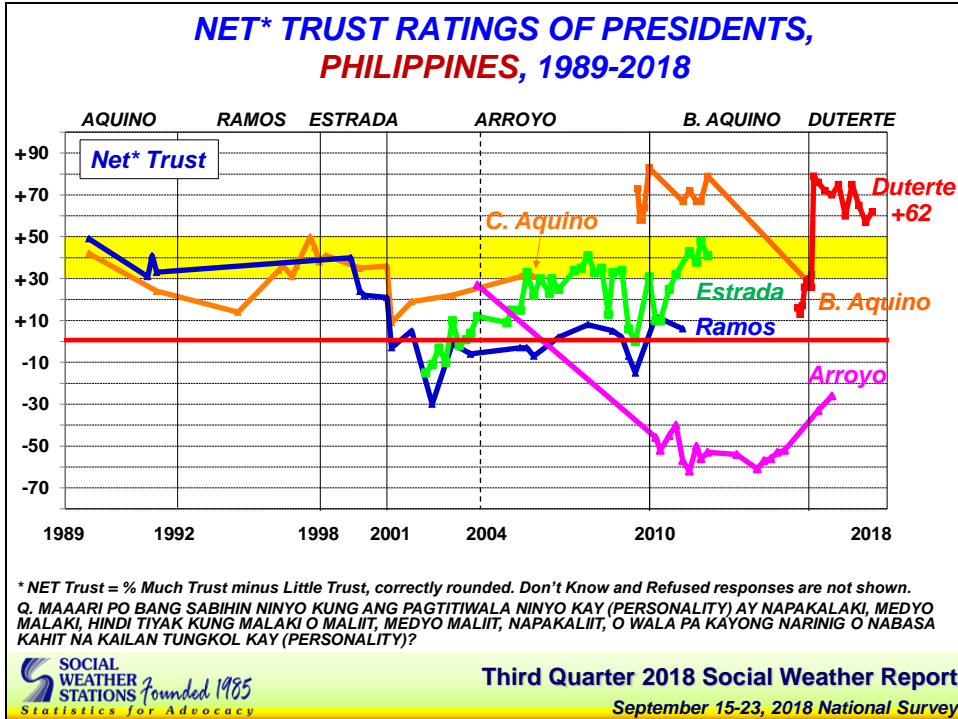


Table 2

NET TRUST RATINGS* OF PRESIDENTS:
PHILIPPINES (page 1 of 2)

C. AQUINO Net*		C. AQUINO (cont) Net*		RAMOS (cont) Net*		ESTRADA (cont) Net*	
Oct '89	+42	Dec '05	+31	Dec '03	-6	Jun '03	-2
Apr '92	+24	Mar '06	+31	Sep '05	-3	Sep '03	+1
Ave. C. Aquino during presidency +33		Ave. C. Aquino after presidency +31		Ave. Ramos before presidency +39		Ave. Estrada during presidency +68	
Apr '95	+14	Jun '99	+40	Mar '06	-7	Feb '04	12
Oct '96	+34	Oct '99	+24	Feb '07	+2	Mar '05	+9
Dec '96	+36	Dec '99	+22	Mar '08	+8	May '05	+15
Apr '97	+31	Oct '00	+21	Feb '09	+5	Sep '05	+15
Jun '97	+36	Dec '00	-3	Jun '09	+2	Dec '05	+33
Dec '97	+50	Sep '01	+5	Sep '09	-7	Mar '06	+22
Feb '98	+45	Jun '02	-30	Dec '09	-15	Jun '06	+30
Apr '98	+38	Mar '03	-1	Sep '10	+12	Oct '06	+23
Jul '98	+41			Sep '11	+6	Nov '06	+30
Oct '99	+35			Ave. Ramos after presidency +4		Feb '07	+25
Dec '99	+9			ESTRADA Net*		Sep '07	+34
Sep '01	+19			Mar '02	-15	Dec '07	+35
Mar '03	+22			Jun '02	-11	Mar '08	+41
Sep '05	+31			Sep '02	-3	Jun '08	+33
				Dec '02	-10	Sep '08	+35
				Mar '03	10	Dec '08	+13
						Feb '09	+33
						Jun '09	+34

* NET Trust = % Much Trust minus Little Trust, correctly rounded.
 Net trust ratings during presidency.

NET TRUST RATINGS* OF PRESIDENTS:
PHILIPPINES (page 2 of 2)

ESTRADA (cont) Net*		ARROYO (cont) Net*		B. AQUINO (cont) Net*		DUTERTE (cont) Net*	
Sep '09	+6	Mar '12	-50	Sep '11	+67	Sep '16	+76
Dec '09	0	May '12	-56	Dec '11	+72	Dec '16	+72
Jun '10	+31	Aug '12	-53	Mar '12	+67	Mar '17	+70
Sep '10	+10	Sep '13	-54	May '12	+67	Jun '17	+75
Nov '10	+10	Jun '14	-68	Aug '12	+79	Sep '17	+60
Mar '11	+25	Sep '14	-57	Apr '16	+29	Dec '17	+75
Jun '11	+32	Dec '14	-56	Jun '16	+32	Mar '18	+65
Dec '11	+43	Mar '15	-52	Ave. B. Aquino during presidency +59		Jun '18	+57
Mar '12	+38	Jun '15	-52	DUTERTE Net*		Sep '18	+62
May '12	+48	Sep '16	-33	Dec '15	+16	Ave. Duterte during presidency +68	
Aug '12	+41	Mar '17	-26	Jan '16	+13		
Ave. after presidency +20		Ave. Arroyo after presidency -50		Feb '16	+17		
ARROYO Net*		B. AQUINO Net*		Mar '16	+26		
Feb '04	+27	Jan '10	+73	Apr 2 '16	+29		
Sep '10	-46	Feb '10	+58	Apr 20 '16	+30		
Nov '10	-52	Mar '10	+58	May '16	+26		
Mar '11	-45	Apr '10	+64	Jun '16	+79		
Jun '11	-40	Jun '10	+83	Ave. Duterte before presidency +22			
Sep '11	-57	Ave. B. Aquino before presidency +67					
Dec '11	-62						

* NET Trust = % Much Trust minus Little Trust, correctly rounded.
 Net trust ratings during presidency.