

RMG 500



**500 Ton Shear Leg Barge
Dual Hooks (250T Each)**

MAIN BARGE PARTICULARS

Length, Overall	158 ft	48.2 m
Beam	72 ft	22 m
Depth	13.7 ft	4.2 m
Maximum Draft	8.2 ft	2.5 m
Air Draft	173 ft	53 m

BARGE TONNAGE

Gross Tonnage	1,479 t
Net Tonnage	443 t

BARGE MOORING SYSTEM

Mooring	4 Point
Type (Winch)	Promoter 15t - IAM 1800
Drum Type	Single Drum
Drum Cable (Stern Winches)	300 M (1000') of 36 MM (1 7/16")
Drum Cable (Bow Winches)	500 M (1000') of 36 MM (1 7/16")
Anchors	3,000 lb x 6 / 8,000 lb x 2 /

GENERAL PURPOSE WINCHES

Number of Winches	7
Type	5 x Yanase 10.3t + 2 x Promoter 15T IAM 2200
Cable (each)	100 m x 32 mm
For Secondary Lifting of Light Items	

FOLDABLE SHEAR LEG PARTICULARS

Boom Length	45 m
Lifting Capacity (Main Hooks)	500T (250T each Hook)
Lifting Capacity (Secondary Hook)	50 t
Type (Winch) (Main)	Yanase Tekko RM-65V
Drum Type	Dual Drum
Main Block (2 Nos.) Config For Each	
- Parts of Wire	8
- Size of Wire	500 m x 50 mm
Secondary Hook	50 ton
- Parts of Wire	4
- Size of Wire	300 m x 30 mm

SPECIAL EQUIPMENT

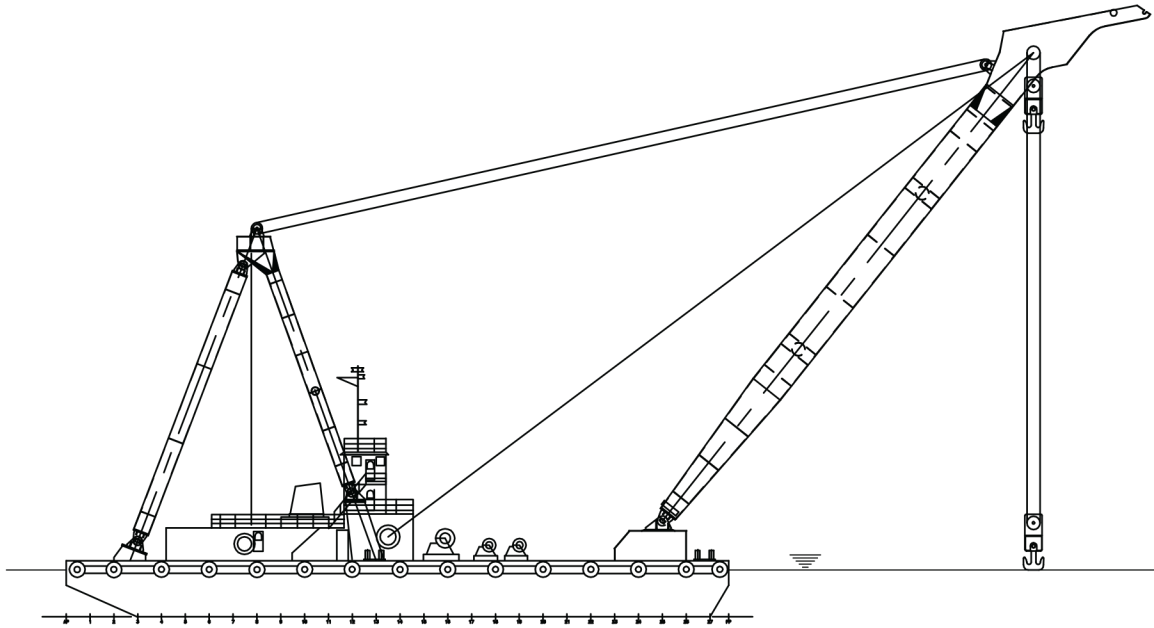
Deck Crane:	
Make/Model:	Palfinger/PK 150002
Rated Capacity:	Max SWL 24.8t @ 4 mtrs/4.0t @ 20 mtrs

BARGE INFO

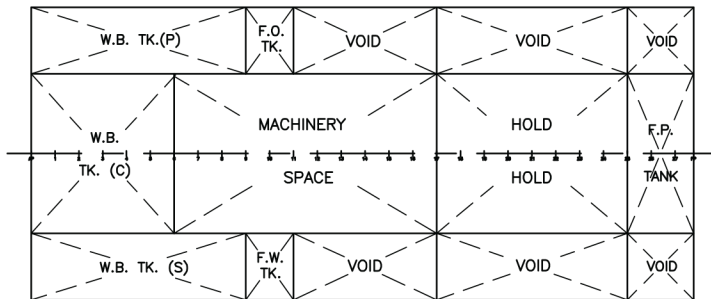
Type	Frame Barge
Official Number	SL 107002
Flag	Sierra Leone
Call Sign	9LF7002
Class	Sing Lloyd
Dual Class	IRS (Indian Register of Shipping)
Accommodations (Fixed)	10

RMG 500

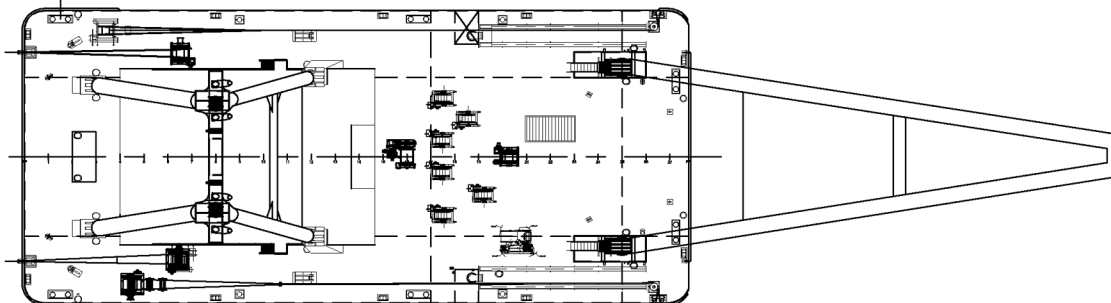
500 TON SHEAR LEG BARGE



PROFILE VIEW



TANK PLAN



MAIN DECK